

# ARIZONA

## BASKETBALL

2022-2023

### ARIZONA BASKETBALL

MEDIA GUIDE & RECORD BOOK



# 2022-23 MEDIA GUIDE

## TABLE OF CONTENTS

TV/Radio Roster.....	2
2022-23 Schedule.....	3
Coach Lloyd.....	4
Coaching Staff.....	5
Support Staff.....	6
Student-Athlete Bios/Stats.....	8
2021-22 Stats.....	17
2021-22 Box Scores.....	21
Opponent History.....	31
Individual Records.....	42
Single-Game Records.....	43
Top Scoring Performances.....	45
Team Records.....	46
McKale Center Records.....	49
Pac-12 Records.....	51
Career Leaders.....	52
Single-Season Leaders.....	54
Freshman Leaders.....	56
Career Scoring List.....	59
Year-by-Year Leaders.....	60
Miscellaneous Stats.....	63
Ring of Honor/Recognized Numbers.....	65
Honors.....	66
NBA Draft.....	70
In the Polls.....	71
vs. Ranked Opponents.....	74
Yearly Results/Coach Records.....	78
Season Comparisons.....	81
Year-by-Year Results.....	85
All-Time Letterwinners.....	95
All-Time Jersey Numbers.....	97
Individual Career Stats.....	99
McKale Center Information.....	104
NCAA Tournament Records.....	106
NCAA Tournament Box Scores.....	117
Pac-12 Tournament Records.....	141
Pac-12 Tournament Box Scores.....	151

## 2022-23 ARIZONA ROSTER

No.	Name	Cl./Elig.	Pos.	Ht.	Wt.	Hometown (Previous School)
0	Courtney Ramey	5th	G	6-3	185	St. Louis, Mo. (Texas)
1	Filip Borovicinan	Fr.	F	6-9	185	Belgrade, Serbia (KK Beko)
2	Adama Bal	So.	G	6-7	190	Le Mans, France (CFBB Academy [Paris])
3	Pelle Larsson	Jr.	G	6-5	215	Nacka, Sweden (Utah)
4	Kylan Boswell	Fr.	G	6-2	195	Champaign, Ill. (Compass Prep)
10	Azuolas Tubelis	Jr.	F	6-11	245	Vilnius, Lithuania (Vilnius Rytas)
11	Oumar Ballo	R-Jr.	C	7-0	260	Koulikoro, Mali (NBA Academy Latin America)
13	Henri Veesaar	Fr.	F	7-0	200	Tallinn, Estonia (Real Madrid)
15	Grant Weitman*	Jr.	G	6-4	205	Tucson, Ariz. (Salpointe HS)
20	Tautvilas Tubelis	Jr.	F	6-7	220	Vilnius, Lithuania (Vilnius Basketball School)
21	Ben Ackerley*	So.	G	6-1	170	Seattle, Wash. (Eastside Prep)
22	Jordan Mains*	Sr.	F	6-6	200	Scottsdale, Ariz. (Pinnacle HS)
23	Matthew Lang*	5th	G	6-3	185	Portland, Ore. (Gonzaga)
24	Luke Champion*	Jr.	F	6-8	205	Suwanee, Ga. (Missouri Western State)
25	Kerr Kriisa	Jr.	G	6-3	190	Tartu, Estonia (Zalgiris Kaunas)
33	Will Menaugh*	So.	F	6-10	245	Tucson, Ariz. (Catalina Foothills HS)
42	Luc Krystkowiak*	R-So.	G	6-4	195	Salt Lake City, Utah (Irvine Valley College)
44	Dylan Anderson	Fr.	F	7-0	240	Gilbert, Ariz. (Perry HS)
45	Cedric Henderson Jr.	5th	G/F	6-6	200	Memphis, Tenn. (Campbell)

\* - non-scholarship

## COACHING STAFF

- Head Coach:** Tommy Lloyd, 2nd season (Whitman '97)
- Associate Head Coach:** Jack Murphy, 4th season (Arizona '02)
- Assistant Coach:** Steve Robinson, 2nd season (Radford '81)
- Assistant Coach:** Riccardo Fois, 2nd season (Pepperdine '08, '14)
- Special Assistant to the Head Coach/Recruiting Coordinator:** TJ Benson, 2nd season (Weber State '09)
- Director of Player Relations:** Jason Gardner, 2nd season (Arizona '11)
- Director of Advanced Scouting:** Ken Nakagawa, 2nd season (Long Beach State '14)
- Director of Student-Athlete Development:** Rem Bakamus, 2nd season (Gonzaga '17, Baylor '21)
- Graduate Assistant:** Austin Torres, 1st season (Arizona '22)
- Graduate Assistant - Creative:** Ben Lathwell, 1st season (Gonzaga '22)

## 2022-23 ARIZONA QUICK FACTS

### UNIVERSITY INFORMATION

Location.....	Tucson, Ariz.
Enrollment.....	51,134
Founded.....	1885
Nickname.....	Wildcats
Colors.....	Cardinal & Navy
President.....	Dr. Robert C. Robbins
Athletic Director.....	Dave Heeke
Faculty Athletics Rep.....	Ricardo Valerdi
Conference.....	Pac-12
Arena.....	McKale Center (1973)
Capacity.....	14,644
Web Site.....	arizonawildcats.com

### COACHING STAFF

<b>Head Coach</b> .....	Tommy Lloyd
<b>Alma Mater</b> .....	Whitman '97
<b>Season at Arizona</b> .....	2nd
<b>Season as a Head Coach</b> .....	2nd
<b>Career Record as Head Coach</b> .....	33-4
<b>Record as Arizona Head Coach</b> .....	33-4
<b>Associate Head Coach</b> .....	Jack Murphy (4th year)
<b>Assistant Coach</b> .....	Steve Robinson (2nd year)
<b>Assistant Coach</b> .....	Riccardo Fois (2nd year)
<b>Spec. Assistant to HC</b> .....	TJ Benson (2nd year)
<b>Dir. of Player Relations</b> .....	Jason Gardner (2nd year)
<b>Dir. of Advanced Scouting</b> .....	Ken Nakagawa (2nd year)
<b>Dir. of Player Development</b> .....	Rem Bakamus (2nd year)
<b>Graduate Assistant</b> .....	Ryan Anderson (2nd year)
<b>Athletic Trainer</b> .....	Justin Kokoskie (20th year)
<b>Strength Coach</b> .....	Chris Rounds (14th year)

### TEAM INFORMATION

<b>2021-22 Overall Record</b> .....	33-4
<b>2021-22 Home Record</b> .....	17-0
<b>2021-22 Road Record</b> .....	9-3
<b>2021-22 Neutral Record</b> .....	7-1
<b>2021-22 Pac-12 Record</b> .....	18-2
<b>2021-22 Pac-12 Finish</b> .....	1st
<b>2021-22 Final Ranking</b> .....	#2 (AP)
.....	#6 (USA Today)
<b>2022 Postseason</b> .....	Lost in Sweet 16
<b>Starters Returning/Lost</b> .....	2/3
<b>Letterwinners Returning/Lost</b> .....	10/5

### Key Returners (UA career stats)

Azuolas Tubelis.....	13.2ppg, 6.6rpg, 52.4%FG, 41 blk
Kerr Kriisa.....	41 games, 8.9 ppg, 4.2 apg, 34.1% 3FG
Oumar Ballo.....	37 games, 6.8ppg, 4.4 rpg, 62.3 FG%
Pelle Larsson.....	37 games, 7.2 ppg, 3.3 rpg, 47.3 FG%
Adama Bal.....	23 games, 1.5 ppg, 0.4 rpg, 48.1 FG%

### Newcomers

Courtney Ramey (Texas)....	G, 6-3, 5th year, St. Louis, Mo.
Kylan Boswell.....	G, 6-2, Fr., Champaign, Ill.
Cedric Henderson Jr. (Campbell).....	F, 6-6, 5th, Memphis
Filip Borovicinan.....	F, 6-9, Fr., Belgrade, Serbia
Henri Veesaar.....	F, 7-0, Fr., Tallinn, Estonia
Dylan Anderson.....	F, 7-0, Fr., Gilbert, Ariz.

(-) - indicates school they transferred from

### PRONUNCIATION

ADAMA BAL.....	Uh-dahm-uh Ball
OUMAR BALLO.....	EW-mar BALL-oh
Filip BOROVICANIN.....	Boro-VEECH-uh-nin
Kerr KRIISA.....	KREE-sah
LUC KRYSKOWIAK.....	Luke KRIS-toe-vee-ak
PELLE Larsson.....	Pell-luh
Will MENAUGH.....	Men-awe
Courtney RAMEY.....	RAY-me
AZUOLAS TUBELIS.....	Ah-zjew-liss Too-BELLUS
TAUTVILAS TUBELIS.....	Tote-vee-lus Too-BELLUS
Henri VEESAAR.....	VAY-sar
Grant WEITMAN.....	White-man
Riccardo FOIS.....	Foyce

### PROGRAM HISTORY

<b>First Season</b> .....	1904-05
<b>All-Time Record</b> .....	1,884-970+
<b>NCAA Tourn. Apps.</b> .....	34 (Last: 2022)+
<b>NCAA Tourn. Rec.</b> .....	58-33 (.637)+
<b>Final Four Apps.</b> .....	4 (Last: 2001)
<b>Pac-12 Tourn. Rec.</b> .....	37-14 (.725)+
<b>Pac-12 Titles</b> .....	17 (Last: 2022)
<b>Pac-12 Tourn. Titles</b> .....	8 (Last: 2022)

+ - adjusted for vacated games due to NCAA infractions

### ATHLETICS COMMUNICATIONS


<b>Basketball SID</b> .....	Nathan Wiechers
<b>Cell Phone</b> .....	(812) 345-1991
<b>Email</b> .....	nwiechers@arizona.edu




# 2022-23 TV/RADIO ROSTER



**Courtney Ramey**  
6-3 • 185 • G  
5th Year  
St. Louis, Mo.  
IG: @courtney\_ramey



**Filip Borovicanin**  
6-9 • 185 • F  
Freshman  
Belgrade, Serbia  
IG: @borovicanin\_4




**Adama Bal**  
6-6 • 180 • G  
Sophomore  
Paris, France  
IG: @adamabal\_7



**Pelle Larsson**  
6-5 • 215 • G  
Junior  
Nacka, Sweden  
IG: @pellelarsson\_



**Kylan Boswell**  
6-2 • 195 • G  
Freshman  
Champaign, Ill.  
IG: @kylanboswell



**Azuolas Tubelis**  
6-11 • 245 • F  
Junior  
Vilnius, Lithuania  
IG: @azuolaz




**Oumar Ballo**  
7-0 • 260 • C  
Redshirt Junior  
Koulikoro, Mali  
IG: @oumarballo11



**Henri Veesaar**  
7-0 • 200 • F  
Freshman  
Tallinn, Estonia  
IG: @henriveesaar



**Grant Weitman**  
6-4 • 205 • G  
Junior  
Tucson, Ariz.  
IG: @grantweitman15



**Tautvilas Tubelis**  
6-7 • 225 • F  
Junior  
Vilnius, Lithuania  
IG: @tautvilas\_




**Ben Ackerley**  
6-1 • 170 • G  
Sophomore  
Seattle, Wash.  
IG: @ben\_ack




**Jordan Mains**  
6-6 • 200 • F  
Senior  
Scottsdale, Ariz.  
IG: @jordan\_mains




**Matthew Lang**  
6-3 • 185 • G  
Grad Student  
Portland, Ore.  
IG: @matthewlang23




**Luke Champion**  
6-8 • 205 • F  
Junior  
Suwanee, Ga.  
IG: @lukechampion31




**Kerr Kriisa**  
6-3 • 190 • G  
Junior  
Tartu, Estonia  
IG: @kkriisa



**Will Menaugh**  
6-10 • 245 • F  
Sophomore  
Tucson, Ariz.  
IG: @wtmenaugh



**Luc Krystkowiak**  
6-4 • 219 • G  
Junior  
Salt Lake City  
IG: @wtmenaugh



**Dylan Anderson**  
7-0 • 240 • F  
Freshman  
Gilbert, Ariz.  
IG: @dyl\_2022



**Cedric Henderson Jr.**  
6-6 • 200 • G/F  
Fifth Year  
Memphis, Tenn.  
IG: @cedrich\_2



**Tommy Lloyd**  
Head Coach  
2nd year at UA  
24th year coaching  
(Whitman '97)



**Jack Murphy**  
Associate Head Coach  
4th Year at UA  
25th year coaching  
(Arizona '02)



**Steve Robinson**  
Assistant Coach  
2nd Year at UA  
40th year coaching  
(Radford '81)



**Riccardo Fois**  
Assistant Coach  
2nd year at UA  
11th year coaching  
(Pepperdine '08)




**TJ Benson**  
Special Assistant  
to the Head Coach/  
Recruiting  
Coordinator  
(Weber State '08)



**Jason Gardner**  
Director of Player  
Relations  
(Arizona '11)



**Ken Nakagawa**  
Director of  
Advanced Scouting  
(Long Beach State '14)



**Rem Bakamus**  
Director of  
Student-Athlete  
Development  
(Gonzaga '17)




**Justin Kokoskie**  
Athletic Trainer  
(Pittsburgh '00)



**Chris Rounds**  
Strength &  
Conditioning Coach  
(Buffalo '97)



**Austin Torres**  
Graduate Assistant  
(Arizona '22)



**Ben Lathwell**  
Graduate Assistant  
- Creative  
(Gonzaga '22)



# 2022-23 SCHEDULE

<b>DATE:</b>	<b>Day</b>	<b>TIME (MST):</b>	<b>TEAM:</b>	<b>LOCATION:</b>	<b>TV Network:</b>
<b>Sept. 30</b>	<b>Friday</b>	<b>7:30 p.m.</b>	<b>First Watch Red/Blue Game</b>	<b>Tucson, AZ</b>	<b>Pac-12 Network</b>
<b>Nov. 1</b>	<b>Tuesday</b>	<b>7:00 p.m.</b>	<b>Western Oregon (Exhibition)</b>	<b>Tucson, AZ</b>	<b>Pac-12 Network</b>
<b>Nov. 7</b>	<b>Monday</b>	<b>7:30 p.m.</b>	<b>Nicholls State</b>	<b>Tucson, AZ</b>	<b>Pac-12 Network</b>
<b>Nov. 11</b>	<b>Friday</b>	<b>7:00 p.m.</b>	<b>Southern</b>	<b>Tucson, AZ</b>	<b>Pac-12 Network</b>
<b>Nov. 17</b>	<b>Thursday</b>	<b>7:00 p.m.</b>	<b>Utah Tech</b>	<b>Tucson, AZ</b>	<b>Pac-12 Network</b>
Nov. 21	Monday	9:30 p.m.	vs. Cincinnati #	Lahaina, HI	ESPN2
Nov. 22	Tuesday	3 or 8:30 p.m.	vs. Ohio State/San Diego St. #	Lahaina, HI	ESPN/2
Nov. 23	Wednesday	TBA	Maui Invitational #	Lahaina, HI	ESPN/2/U
Dec. 1	Thursday	6:30 p.m.	at Utah*	Salt Lake City, UT	Pac-12 Network
<b>Dec. 4</b>	<b>Sunday</b>	<b>3:00 p.m.</b>	<b>California*</b>	<b>Tucson, AZ</b>	<b>Pac-12 Network</b>
Dec. 10	Saturday	5:30 p.m.	vs. Indiana	Las Vegas, NV	FOX
<b>Dec. 13</b>	<b>Tuesday</b>	<b>6:30 p.m.</b>	<b>Texas A&amp;M Corpus Christi</b>	<b>Tucson, AZ</b>	<b>Pac-12 Network</b>
<b>Dec. 17</b>	<b>Saturday</b>	<b>8:30 p.m.</b>	<b>Tennessee</b>	<b>Tucson, AZ</b>	<b>ESPN2</b>
<b>Dec. 20</b>	<b>Tuesday</b>	<b>6:30 p.m.</b>	<b>Montana State</b>	<b>Tucson, AZ</b>	<b>Pac-12 Network</b>
<b>Dec. 22</b>	<b>Thursday</b>	<b>6:00 p.m.</b>	<b>Morgan State</b>	<b>Tucson, AZ</b>	<b>Pac-12 Network</b>
Dec. 31	Saturday	12:00 p.m.	at Arizona State*	Tempe, AZ	FOX
<b>Jan. 5</b>	<b>Thursday</b>	<b>9:00 p.m.</b>	<b>Washington*</b>	<b>Tucson, AZ</b>	<b>FS1</b>
<b>Jan. 7</b>	<b>Saturday</b>	<b>3:00 p.m.</b>	<b>Washington State*</b>	<b>Tucson, AZ</b>	<b>Pac-12 Network</b>
Jan. 12	Thursday	9:00 p.m.	at Oregon State*	Corvallis, OR	ESPN2/U
Jan. 14	Saturday	4:00 p.m.	at Oregon*	Eugene, OR	ESPN2
<b>Jan. 19</b>	<b>Thursday</b>	<b>7:00 p.m.</b>	<b>USC*</b>	<b>Tucson, AZ</b>	<b>Pac-12 Network</b>
<b>Jan. 21</b>	<b>Saturday</b>	<b>12:00 p.m.</b>	<b>UCLA*</b>	<b>Tucson, AZ</b>	<b>ABC</b>
Jan. 26	Thursday	9:00 p.m.	at Washington State*	Pullman, WA	FS1
Jan. 28	Saturday	3:30 p.m.	at Washington*	Seattle, WA	FOX
<b>Feb. 2</b>	<b>Thursday</b>	<b>8:30 p.m.</b>	<b>Oregon*</b>	<b>Tucson, AZ</b>	<b>ESPN</b>
<b>Feb. 4</b>	<b>Saturday</b>	<b>7:30 p.m.</b>	<b>Oregon State*</b>	<b>Tucson, AZ</b>	<b>Pac-12 Network</b>
Feb. 9	Thursday	9:00 p.m.	at California*	Berkeley, CA	Pac-12 Network
Feb. 11	Saturday	6 or 8:00 p.m.	at Stanford*	Palo Alto, CA	ESPN/2
<b>Feb. 16</b>	<b>Thursday</b>	<b>8:00 p.m.</b>	<b>Utah*</b>	<b>Tucson, AZ</b>	<b>Pac-12 Network</b>
<b>Feb. 18</b>	<b>Saturday</b>	<b>6 or 8:00 p.m.</b>	<b>Colorado*</b>	<b>Tucson, AZ</b>	<b>ESPN2/U</b>
<b>Feb. 25</b>	<b>Saturday</b>	<b>12:00 p.m.</b>	<b>Arizona State*</b>	<b>Tucson, AZ</b>	<b>CBS</b>
March 2	Thursday	7 or 9:00 p.m.	at USC*	Los Angeles, CA	ESPN/ESPN2
March 4	Saturday	8:00 p.m.	at UCLA*	Los Angeles, CA	ESPN
March 8-11	Wed.-Sat.		Pac-12 Tournament (Las Vegas, NV)		
March 14-15	Tues-Wed.		NCAA First Four (Dayton, Ohio)		
March 16-19	Thurs.-Sun.		NCAA First & Second Rounds (TBA)		
March 23-26	Thurs.-Sun.		NCAA Regionals (Las Vegas/New York/Kansas City/Louisville)		
April 1 & 3	Sat. & Mon.		NCAA Final Four (Houston, TX)		

All times are Mountain Standard Time (local to Tucson). MST is the same as Mountain Time starting Nov. 6.

\* Pac-12 Conference game



# COACHING STAFF

## **TOMMY LLOYD** **HEAD COACH** **SECOND SEASON** **WHITMAN (\*97)**

*Career Record: 33-4 overall; 18-2 Pac-12*  
*Record at Arizona: Same*

- \*2022 NABC National Coach of the Year\*
- \*2022 USBWA National Coach of the Year\*
- \*2022 Associated Press National Coach of the Year\*
- \*2022 Pac-12 Coach of the Year\*

Tommy Lloyd was named head coach at the University of Arizona on April 14, 2021 after serving as an assistant coach at Gonzaga the previous 22 seasons, where he developed 19 All-Americans and 15 conference players of the year and contributed to five straight 30-win seasons and two appearances in the national championship game.

In his first season as a head coach in 2021-22, he was named National Coach of the Year by the NABC, USBWA and the Associated Press, becoming the first Arizona men's basketball head coach to win any of those awards. He led Arizona to a 33-4 overall record and a 18-2 mark in Pac-12 play to claim the conference's regular season title by three games over UCLA. The Kelso, Washington native set the Pac-12 record for most wins in his first season as head coach and the Wildcats became the first Pac-12 team to ever win 18 regular season conference games. The 33 wins are the second-most in NCAA history for a head coach in his first-ever season as a head coach, falling one short of UNC's Bill Guthridge mark of 34 in 1998.

Under his guidance in 2021-22, sophomore Benedict Mathurin was named a consensus All-American as well as the Pac-12 Player of the Year and Most Outstanding Player of the Pac-12 Tournament, as he scored 655 points on the season, the ninth-most in Arizona history. Junior center Christian Koloko was named Pac-12 Defensive Player of the Year in addition to Pac-12 Most Improved Player of the Year and tied the Arizona single-season

record for blocked shots (102) while also increasing his scoring output from 5.3 points per game as a sophomore to 12.6 as a junior and shooting 63.5% from the floor. Sophomore forward Azuolas Tubelis averaged 13.9 points per game and was named First Team All Pac-12 while Dalen Terry was honorable mention all-conference and ranked 12th nationally with a 2.84 assist-to-turnover ratio. Rounding out the award winners from the season was sophomore Pelle Larsson, who shot 47.8% from the floor and averaged 7.2 points and 3.4 rebounds to earn Pac-12 Sixth Man of the Year accolades.

As a team in 2021-22, Arizona led the country and set a new Arizona single-season record with 726 assists. The Wildcats also set a new program record with 210 blocked shots, a total that ranked second nationally. The fast-paced offensive attack led to Arizona averaging 84.0 points per game - third nationally - and the most by an Arizona team since 2003-04.

The Wildcats were also champions in the classroom during Lloyd's first season, recording a then-record setting 3.04 team GPA in the Fall 2021 semester with four players posting a perfect 4.0 GPA. Then in the Spring 2022 semester, the team GPA improved to an all-time program best 3.14 with eight players posting a 3.5 or higher GPA. Arizona also earned NABC Team Academic Excellence award in 2021-22 for having a team GPA of 3.00 or higher, marking the first time that Wildcats had received the honor since the award began in 2012-13 season.

Lloyd, 48, served as an administrative assistant at Gonzaga for Few during the 2000-01 season before being promoted to assistant coach prior to the 2001-02 season. In his 20 seasons in Spokane, the Zags posted a record of 578-109 (.841) and reached the NCAA Tournament every year, going as far as the title game twice, the Elite Eight twice and the Sweet 16 four times. Gonzaga was also ranked No. 1 in the country for the first time in program history in 2012-13 and then again ascended to the top spot in 2016-17, 2018-19, 2019-20 and 2020-21.

During his tenure, Lloyd and the Zags won 19 West Coast Conference regular season titles and 15 WCC Tournament championships with the help of 87 all-WCC honorees, including nine newcomers of the year and six defenders of the year.

Coach Lloyd was instrumental in the Zags signing and developing NBA players, including two-time NBA All-Star Domantas Sabonis, Rui Hachimura, Kelly Olynyk, Zach Collins, Adam Morrison, Brandon Clarke, Kyle Wiltjer, Austin Daye, Robert Sacre, Ronny Turiaf, Jeremy Pargo and Elias Harris.

Lloyd has used his knowledge of the European game to help Gonzaga players earn professional contracts overseas while also helping to cultivate recruiting relationships that have led to the signing of international players such as Martynas Arlauskas (Lithuania), Joel Ayayi (France), Oumar Ballo (Mali) and Pavel Zakharov (Russia). Also included among his former players are Japanese National Team member Hachimura; Polish National Team member Przemek Karnowski; Lithuanian National Team member Sabonis (the son of Naismith Hall of Famer Arvydas Sabonis); Canadians Kevin Pangos, Olynyk and Sacre; Germans Harris and Mathis Mönninghoff; JP Baptista of Brazil; Frenchmen Turiaf, Killian Tillie and Mathis Keita; Filip Petrushev of Serbia; Guy Landry Edi of the Ivory Coast; and Addullahi Kuso of Nigeria.

The Zags have had one of the most potent offenses in the nation over the last 20 years, joining North Carolina and Duke as the only three schools in the country to average more than 80 points per game. Gonzaga also led the country in overall field goal percentage (49.6%) and three-point field goal percentage (37.9%) in that span.

A 1993 graduate of Kelso High School in Washington, Lloyd went on to attend Walla Walla Community College for two seasons and was an All-Northwest Athletic Association of Community Colleges All-East Region selection in 1995. Following his graduation from WWCC, he finished his career at Whitman College, earning his degree in biology and a secondary teaching credential. He played professionally in Brisbane, Australia in 1997 and Dusseldorf, Germany in 1999.

Lloyd's contract at Arizona runs through the 2026-27 season.

Lloyd and his wife, Chanelle, have three children - Liam, Sofia Marie and Maria Alexis.

### **THE LLOYD FILE**

- Date of Birth:** Dec. 21, 1974
- Hometown:** Kelso, Washington
- Education:** Whitman '97
- Wife:** Chanelle
- Children:** Liam, Sofia, Maria
- Hired at Arizona:** April 14, 2021
- Career Record:** 33-4
- Record at Arizona:** Same
- Pac-12 Record:** 18-2

#### **PLAYING EXPERIENCE**

- Walla Walla Community College (1993-95)
- Whitman College (1995-97)
- Brisbane, Australia (1997)
- Dusseldorf, Germany (1999)

#### **COACHING EXPERIENCE**

- Gonzaga, administrative assistant coach -- 2000-01
- Gonzaga, Assistant Coach - 2001-2021
- Arizona, Head Coach - 2021-present

#### **COACHING HONORS**

- A Step Up Assistant Coach Hall of Fame (2020)
- 2022 Associated Press National Coach of the Year
- 2022 USBWA National Coach of the Year
- 2022 NABC National Coach of the Year
- 2022 Pac-12 Conference Coach of the Year
- Second-most wins by a first-year head coach in NCAA history (33)





## **JACK MURPHY** **ASSOCIATE HEAD COACH** **FOURTH SEASON** **ARIZONA '02**

Murphy, who has extensive ties to the Arizona basketball program, was named Associate Head Coach prior to the 2019-20 season after serving as the head coach at Northern Arizona.

Murphy has valuable head coaching experience after spending seven seasons as the leader of the Lumberjack program. He's also a dynamic recruiter that helped Arizona sign a top five recruiting class in 2020 after he helped Memphis land a top-five recruiting class in 2010 as an assistant. Murphy also spent time in the NBA with the Denver Nuggets as an advance scout for three seasons, following an eight-year stint in Tucson on Coach Lute Olson's staff as a team manager, recruiting coordinator, administrative assistant, video coordinator and director of operations.

Development is also a strength of Murphy and the Wildcats staff, having developed Benedict Mathurin (6th), Dalen Terry (18th) and Christian Koloko (33rd) into NBA Draft picks in 2022. The Wildcats won the Pac-12 regular season title by going 18-2 in conference play and captured the Pac-12 Tournament title in Las Vegas on their way to No. 1 seed in the NCAA Tournament.

Jordan Brown was named the Pac-12's Most Improved Player following the 2020-21 season and James Akinjo garnered first team all-conference accolades while ranking near the top of the conference in assists.

The 2019-20 season saw Murphy help the Wildcats to 21 wins and Zeke Nnaji claim Pac-12 Freshman of the Year Honors. Another freshman, Nico Mannion, earned second team all-conference accolades and those two along with Josh Green were the highest scoring freshman trio in the country and the best by a Pac-12 trio since 2012-13.

Murphy began his basketball career with some of Olson's most successful teams in Tucson. In his eight years with the program, the Wildcats went 199-66 (a .751 winning percentage), won three Pac-10 Championships, one conference tournament, made eight NCAA tournament appearances, while making two Elite Eight appearances and a Final Four appearance.

In Tucson, Murphy has worked with future NBA players Luke Walton, Richard Jefferson, Andre Iguodala, Mike Bibby, Miles Simon, Michael Dickerson, Jason Terry, Gilbert Arenas, Michael Wright, Channing Frye and Hassan Adams. He left a memorable impact on the players he worked with, many of who still remain close with him today.

Following his first stint in Tucson, Murphy spent three years with the Denver Nuggets, working for coach George Karl, who is one of nine NBA coaches with at least 1,000 career wins. Murphy worked with NBA All-Stars Allen Iverson, Chauncey Billups and Carmelo Anthony, while with Denver and had a strong influence on the Nuggets success. Denver averaged nearly 50 wins a season during Murphy's time with the organization and made the postseason in each of his three seasons.

While at Memphis, Murphy was known as a relentless recruiter, who helped the Tigers secure four players ranked in the nation's Top 100 and two McDonald's All-Americans in the 2010 recruiting class alone. The class was ranked No. 2 by Rivals.com and Scout.com. He then went on to land three more Top 100 players and two more McDonald's All-Americans. The Tigers went 75-29 in Murphy's three seasons with three 20-win seasons.

Murphy, who earned both his bachelor's and master's degrees from Arizona, along with his wife, Michelle, have twin daughters, Emma and Isabella, and a son, Dylan.

## **STEVE ROBINSON** **ASSISTANT COACH** **SECOND SEASON** **RADFORD '81**

Steve Robinson was named an assistant coach at Arizona on Sept. 2, 2021 and the 2022-23 season will mark his 40th year as at the Division I level.

In his 40 seasons as a head coach or assistant coach at the Division I level, he has been to the NCAA Tournament 28 times. He's won three national championships in eight Final Four appearance and claimed 17 conference regular season titles in addition to seven conference tournament crowns, including both regular season and conference tournament titles in 2022 with the Wildcats.

He played a part in mentoring three top 33 NBA Draft Picks in 2022, increasing his career total of NBA players coached to 57. He was also influential in helping first-year head coach Tommy Lloyd to a 33-4 overall record, the second-most wins by a first time head coach in NCAA history.

On four occasions during his time with the Tar Heels, Robinson was named one of the top-25 recruiters in college basketball and one of the top five high-major assistant coaches in college basketball.

Robinson served as Williams' top assistant coach with the Tar Heels. He counts Harrison Barnes, Danny Green, Marvin Williams, Brendan Wright and Paul Pierce as recruits that he helped bring to Chapel Hill and Lawrence.

He helped mentor Raymond Felton, Ty Lawson and Kendall Marshall, all of whom won the Cousy Award for the top point guard in the country in addition to 2017 Final Four MVP Joel Berry II.

Robinson got his start in coaching as an assistant coach at Radford, his alma mater, for three seasons (1984-86) and then two seasons (1986-88) at Cornell. Prior to the 1988-89 season, he was named an assistant coach at Kansas under Roy Williams, a position he would hold for seven seasons before being named the head coach at Tulsa.

In his two seasons with the Golden Hurricanes, he went 46-18, won a conference championship in his first season and made two NCAA Tournament appearances.

Following the two years at Tulsa, he was named head coach at Florida State and led the Seminoles for five seasons (1997-2002). His overall record as a head coach is 110-104 in seven seasons.

He returned to Kansas as Williams' assistant in 2002-03 before Williams was named the head coach at North Carolina prior to the 2003-04 season and brought Robinson along with him to Chapel Hill.

The Roanoke, Virginia native was inducted into the A Step Up Assistant Coach Hall of Fame in 2019, the same Hall of Fame that current Arizona head coach Tommy Lloyd was inducted into in May 2021.

A graduate of William Fleming High School in Roanoke, he went on to play two seasons at Ferrum Junior College. He continued his collegiate career at Radford, where he was the team captain in 1979 and 1980 before earning his bachelor's degree in Health and Physical Education in 1981. He received his master's degree in counseling from Radford in 1985.

Robinson has since been inducted into the Hall of Fame at William Fleming High School, Ferrum Junior College and Radford University.

Along with his wife, Lisa, they have four children – daughters Shauna and Kiaya and sons Tarron and Denzel. Tarron and his wife, Kathryn, have a daughter, Chloe, and a son, Cole. Denzel played two seasons for the Tar Heels before graduating in 2014.

## **RICCARDO FOIS** **ASSISTANT COACH** **SECOND SEASON** **PEPPERDINE '08, '14**

Riccardo Fois joined the Arizona coaching staff as an assistant coach in September 2021.

In year one with the Wildcats in 2021-22, he played a large role in the development of three NBA Draft picks - Benedict Mathurin (6th), Dalen Terry (18th) and Christian Koloko (33rd). He helped Azuolas Tubelis earn First Team All Pac-12 Honors as a sophomore after earning honorable mention status in 2021 and Pelle Larsson was named the Pac-12 Sixth Man of the Year.

In the summer of 2022, he was the only NCAA assistant coach to be on the coaching staff at FIBA EuroBasket 2022, serving as an assistant coach for Italy as they advanced all the way to the quarterfinals. He was also an assistant coach for the Italian national team at FIBA EuroBasket 2017, coaching alongside legendary Italian coach Ettore Messina. He was the video coordinator for the 2015 USA Basketball Pan-American Games team, coached by Gonzaga head coach Mark Few, that won a bronze medal in Toronto.

Over the last two seasons, Fois (Pronounced "FOYCE") has played a role in Suns' ascent in the NBA's Western Conference. After narrowly missing the playoffs in 2020, Phoenix got off to its best start to a season since 2014 and positioned itself as one of the top seeds in the West in 2021 behind the development of former Wildcat and No. 1 overall NBA Draft Pick Deandre Ayton, All-Star Devin Booker and Mikal Bridges.

Prior to joining the Suns staff, spent five seasons working with Lloyd in a variety of roles on the coaching staff at Gonzaga. As the director of analytics with the Zags, he handled video breakdown and exchange while also providing player analytics and assisting the coaching staff on a day-to-day basis.

Gonzaga advanced to the second weekend of the NCAA Tournament in each of his five seasons in Spokane, highlighted by a run to the national championship game, which was played in Phoenix, during the 2017 season.

Prior to joining the staff at Gonzaga, Fois played professionally in Serie B Basket in Italy from 2009-12 and was a member of Italy's U16 team that played in the FIBA European U16 Championship in Madrid in 2003. As a member of the Italian junior national team program from 2004-08, he was teammates with Danilo Gallinari and Gigi Datome.

A native of Olbia, Italy, Fois first arrived in the United States to play basketball at Pepperdine for the 2007-08 season and earned his bachelor's degree in Integrated Marketing Communication. He returned to the Waves as a graduate assistant (2012-14) and picked up his master's in business administration.



## **T.J. BENSON** **SPECIAL ASSISTANT TO THE HEAD** **COACH/RECRUITING COORDINATOR** **SECOND SEASON** **WEBER STATE '09**

Benson, a native of Tempe, Ariz., is in his second season at Arizona in 2022-23. He assists with recruiting efforts and scheduling as well as some aspects of the preparation of scouting reports during the season.

He came to Tucson after serving as the Coordinator of Basketball Administration at Gonzaga for the 2020-21 season. At Gonzaga, Benson was responsible for non-conference game scheduling and streamlining the day-to-day operations of the program. He assisted with scouting, recruiting activities and the development of All-Americans, Joel Ayayi, Jalen Suggs and Drew Timme.

Prior to that, he spent seven seasons with the men's basketball program at Grand Canyon University, serving as an assistant coach and director of operations. As an assistant with the Lopes, Benson helped recruit the two highest rated recruits in program history – Tim Finke and Jovan Blacksher Jr. As GCU transitioned to Division I, they won 81 games in their first four years, the most ever by a D1 transition team. Benson played a large part in the development of 13 All-Conference players, many of whom played or are currently playing professionally. Prior to his time at GCU, Benson was the assistant director of basketball operations at Boise State in 2011-12.

As a student-athlete, Benson played at Weber State and Grand Canyon. At Weber State, he played in the 2007 NCAA Tournament and 2009 NIT before moving on to GCU and being named Second Team Pacific West Conference in 2009-10. Benson also played professionally in Brazil during the 2010-11 season, guiding Tijuca Tennis Clube to the Brazil Super Cup championship.

He earned his undergraduate degree in Business Administration from Weber State in 2009 and a master's degree from GCU in Marketing. He attended Corona del Sol High School in Tempe, Arizona.

## **JUSTIN KOKOSKIE** **ASSOCIATE DIRECTOR OF** **MEDICAL SERVICES** **20TH SEASON** **PITTSBURGH '00** **ARIZONA '02**

Renowned as one of the top in his profession, Justin Kokoskie is in his 20th season as the Wildcats' athletic trainer in 2022-23. He is involved in the prevention and treatment of players' injuries, and also educated student-athletes in an effort to keep them healthy and on the court.

Two-time NBA champion Luke Walton refers to Kokoskie as "the best basketball athletic trainer on any level," while former Wildcat All-American and current NBA standout Jerryd Bayless calls him "a great trainer and an even better person."

In the summer of 2015, Kokoskie won an international gold medal as the athletic trainer for the U.S. Men's U19 National Team at the FIBA U19 World Championship in Crete, Greece. That USA Basketball squad was led by former Arizona head coach Sean Miller and featured UA guard Allonzo Trier.

In addition to his basketball duties, Kokoskie serves as head athletic trainer for Arizona's nationally-renowned men's and women's golf programs. Prior to joining the men's basketball program in 2002, he spent the previous two years at Arizona as the athletic trainer for football and women's soccer. Kokoskie also serves as an adjunct professor at UA, teaching an undergraduate course on

sports medicine.

In his spare time, Kokoskie serves as the personal caddy for his friend, former UA All-American and former Arizona assistant men's golf coach Chris Nallen. A former college golfer himself, Kokoskie was on the bag when Nallen won his first professional tournament, the Nationwide Tour's Gila River Classic, in 2004.

Kokoskie graduated from the University of Pittsburgh in 2000 with a bachelor's degree in sports medicine. He earned his Master's in education from Arizona in 2002 and is currently completing work on his Ph.D.

Kokoskie is married to the former Laura (Katie) Fischer. The couple have three children; one son Jackson, and two daughters, Gianna and Lucy.

## **CHRIS ROUNDS** **ASSOCIATE HEAD DIRECTOR OF** **PERFORMANCE ENHANCEMENT** **14TH SEASON** **BUFFALO '97** **KENTUCKY '00**

The 2022-23 season represents his 14th year as a member of the UA staff, Chris Rounds is directly responsible for the strength and conditioning efforts of the Arizona men's basketball program.

Rounds' efforts in the weight room have paid big dividends for the student-athletes within the program in terms of significant gains in strength, agility and conditioning. With the Cole and Jeannie Davis Strength & Conditioning Center – a state-of-the-art basketball-specific facility housed within the Richard Jefferson Gymnasium – at his disposal, Rounds has been able to implement a vision that has positioned the Wildcats for long-term success.

Rounds has constructed a program that has seen five former players rank in the top four in 185-pound bench press reps at the NBA Draft Combine. In 2011, Derrick Williams led all NBA hopefuls with 19 repetitions and 2020 Pac-12 Freshman of the Year Zeke Nnaji developed the ability to do 19 reps unofficially during his freshman season in Tucson.

The testing at the 2014 NBA Draft Combine was a testament to Rounds' efforts with the UA program, as Aaron Gordon led the entire field in the shuttle run and posted the third-highest max vertical in the history of the combine for a player in the PF/C group (39.0 inches). Nick Johnson also stood out at the combine in 2014, placing third among all players in the max vertical (41.5) and fourth overall in the standing vertical (33.5).

At the 2015 NBA Draft Combine, former Arizona forward and Rounds protégé Rondae Hollis-Jefferson stole the show in the agility drills, finishing second in the entire combine field in the three-quarter court sprint (3.12 seconds). Hollis-Jefferson also ranked third at the combine in the lane agility with a time of 10.51 seconds.

Prior to arriving in Tucson, Rounds served as head strength and conditioning coach at Xavier for five years (2004-09), overseeing each of its 16 Division I sports. His efforts with the XU men's basketball program paid off in the fact that that former Musketeers were routinely judged to be among the strongest players at NBA pre-draft camps.

Rounds spent four years (2000-04) as the strength and conditioning coach at Loyola Marymount. While at LMU, he directed the fitness of 17 varsity teams. Rounds opened eyes at LMU with the vast improvement in strength and conditioning for the men's basketball program.

Prior to his time at Loyola Marymount, Rounds was an assistant strength coach at the University of Kentucky from 1997-2000. In three years in Lexington, his main responsibilities were the men's and women's basketball programs, as well as tennis and golf. He was part UK's 1998 men's basketball national championship team.

Rounds received his bachelor's degree in exercise science from the University at Buffalo in 1997, and has been a certified Strength and Conditioning Specialist (CSCS) by the National Strength and Conditioning Association since that time. He earned his Master's degree in exercise science from Kentucky in 2000.

Rounds and his wife, Anne, have two daughters, Samantha and Alexandra.

## **JASON GARDNER** **DIRECTOR OF PLAYER RELATIONS** **SECOND SEASON** **ARIZONA '11**

Jason Gardner is in his second season at his alma mater after being named Director of Player Relations in August 2021.

Before returning to Tucson, Gardner was the head boys basketball coach at North Central High School in Indianapolis, Indiana during the 2020-21 season. During his high school playing career at North Central, Gardner won a state title, was named the 1999 IndyStar Mr. Basketball and earned McDonald's and Parade All-American honors.

Prior to coaching at North Central High School, he was the head coach at IUPUI for five seasons (2014-19), guiding the Jaguars to their third-ever postseason appearance in 2018-19. Gardner ranks third in IUPUI history for wins and was a finalist for the 2019 Ben Jobe National Coach of the Year award, which is presented annually to the top Division I minority coach.

Before being named the head coach at IUPUI, Gardner was an assistant coach for former Arizona teammate Josh Paster at the University of Memphis for one season (2013-14). He was also an assistant coach for Porter Moser at Loyola Chicago for two seasons (2011-13).

Following his four-year standout career at Arizona, he played professionally overseas for eight seasons. He was named MVP of the German Basketball Bundesliga in 2009 and was a two-time all-star in the Bundesliga.

As a player at Arizona, Gardner was a 4-time All-American, the 2003 National Player of the Year and is one of six former Arizona men's basketball players to have his number recognized inside the McKale Center.

In addition to the accolades already mentioned, Gardner's decorated career at UA saw him earn the Senior CLASS Award and he finished his career as one of four players in Pac-10 history to have 1,500 points, 500 assists and 200 steals. He helped the Wildcats win two Pac-10 regular season titles and one Pac-10 Tournament crown, make four NCAA Tournament appearances – including a national runner-up finish in 2001. As a freshman in 1999-2000, Gardner averaged 12.6 points, 4.8 assists, 3.7 rebounds and 1.6 steals on his way to being named consensus National Freshman of the Year.

Gardner's name is still all over the statistical records at Arizona, currently ranking third in career scoring (1,984), second in three-point field goals made (318), second in free throws made (516), third in free throw attempts (663), fourth in assists (622), third in steals (225), fourth in games played (136), first in games started (135), first in minutes played (4,825) and fifth in career wins (107).

Gardner earned his undergraduate degree in Disciplinary Studies from Arizona in 2011.



# COACHING STAFF

## **REM BAKAMUS** **DIRECTOR OF PLAYER DEVELOPMENT** **SECOND SEASON** **GONZAGA '17** **BAYLOR '21**

Bakamus joined the Wildcats as the Director of Player Development prior to the 2021-22 season. He played a role in the development of 2022 NBA Draft picks Bennedict Mathurin and Dalen Terry during his first year as a Wildcat.

Before arriving in Tucson, Bakamus was a graduate assistant at Baylor University under head coach Scott Drew, and helped the Bears to the 2021 national championship. He assisted in the development of Baylor guards Davion Mitchell, MaCio Teague, Jared Butler, Adam Flagler and LJ Cryer.

A native of Longview, Washington, Bakamus was a walk-on at Gonzaga for five seasons (2012-17), playing a role in 161 wins, five WCC championships and five NCAA Tournament appearances, including the program's first-ever showing in the national championship game in 2017.

Bakamus (pronounced BACK-uh-muss) earned his undergraduate degrees in Sports Management and Public Relations from Gonzaga in 2017 and a graduate degree in Sports Pedagogy from Baylor in 2021. His father, Bill, is a hall of fame high school basketball coach in the state of Washington.

## **KEN NAKAGAWA** **DIRECTOR OF ADVANCED SCOUTING** **SECOND SEASON** **LONG BEACH '16** **GONZAGA '18**

Nakagawa is in his second year with the Wildcats after joining Lloyd's staff prior to the 2021-22 season.

He spent the previous five seasons as part of the Gonzaga University men's basketball program, serving as a graduate assistant for two seasons (2016-18) and video coordinator for three years (2018-21). Prior that, he was a student manager and graduate assistant for Dan Monson at Long Beach State University from 2011-16.

He has also worked with the Japanese Basketball Association as an intern in 2017 and assistant video coordinator in 2018. He was part of the staff for the Japan U19 team that competed at the FIBA U19 World Cup in the summer of 2021.

He earned his undergraduate degree in Kinesiology from Long Beach State in 2016 and a master's degree in Organizational Leadership from Gonzaga in 2018.

## **AUSTIN TORRES** **GRADUATE ASSISTANT** **FIRST SEASON** **ARIZONA '22**

Torres is in his first season as a graduate assistant with the Wildcats in 2022-23 after spending the previous two seasons as an undergraduate manager.

In his role, he assists with practice planning and preparation as well as some oversight of the undergraduate managers.

A Tucson native, Torres earned his undergraduate degree in finance, MIS and a sports management certificate. He is currently pursuing a graduate degree in Finance at Arizona.

## **BEN LATHWELL** **GRADUATE ASSISTANT - CREATIVE** **FIRST SEASON** **GONZAGA '22**

Ben Lathwell joined the Arizona program in August 2022 as a graduate assistant for creative branding after spending four years with the creative department within athletics at Gonzaga University.

In his four years with the Zags, Lathwell was a creative content intern for three years and a creative captain for his final year, focusing primarily on men's basketball. His duties included hype videos, intro videos, recaps and jersey releases while also recruiting new interns to the department. He earned his Bachelor's degree in Business Administration with concentrations in Marketing and Entrepreneurship from Gonzaga in 2022, graduating Magna Cum Laude.

Lathwell was also the main camera operator on four short films that have won 127 film festival awards nationally and internationally.

Originally from Sammamish, Washington, Lathwell attended Eastlake High School near Seattle. He is pursuing a graduate degree in Marketing through the Eller College of Business at UA.

## **UNDERGRADUATE MANAGERS**

Coleman Chennault  
Xavier Farhang  
Jack Henderson  
Rome Hendrickson  
Evan Hernandez  
Bryson Linder  
Parker McPherson  
Anderson Mort  
Nico Ortiz  
Brett Rosenblatt  
Luc Rosenblatt  
Elan Tenenbaum  
Robert Thibiant





# 2022-23 WILDCATS

**#0 | COURTNEY RAMEY**  
**5TH YEAR**  
**6-3 | 185 | GUARD**  
**ST. LOUIS, MO. / UNIVERSITY OF TEXAS**

### PRIOR TO ARIZONA

Prior to Arizona

Is a graduate transfer for the Wildcats after spending the four previous seasons at the University of Texas ... earned All-Big 12 Third Team accolades as a junior, and honorable mention honors as a sophomore and senior ... scored 1,275 points over 128 games (106 starts) for the Longhorns ... also grabbed 445 rebounds and dished out 358 assists ... is a career 36.5% shooter from the 3-point line ... has two double-doubles to his credit in college ... led Texas in 3-point percentage as a freshman (38.6%) ... attended Webster Groves High School in St. Louis, Missouri and is the school's all-time leader in points and assists ... won two state titles and was the USA Today High School Sports Player of the Year in Missouri as a senior ... scored 27 points in the state title game as a senior ... son of Terrell Ramey and Angie Turner ... earned a degree from Texas in Physical Culture & Sports with an Education track.

### RAMEY'S 2018-19 GAME-BY-GAME (TEXAS)

OPP	DATE	GS	MIN	FG-A	3FG-A	FT-A	OFF-DEF	TOT	PF	A	TO	BLK	STL	PTS
EASTERN ILL.	11/6/2018	23	2-4	0-2	3-6	0-3	3	3	6	1	0	0	0	7
*ARKANSAS	11/9/2018	16	4-6	2-3	0-0	0-3	3	4	2	0	0	0	0	10
UL-MONROE	11/12/2018	18	2-3	1-2	1-2	0-1	1	1	2	2	0	0	0	6
CITADEL	11/23/2018	21	4-9	3-7	2-2	1-1	2	0	2	1	0	1	13	13
*UNC(7)	11/22/2018	12	0-2	0-1	0-0	2-0	2	1	2	0	0	0	0	0
*MICH STATE (11)	11/23/2018	21	3-10	2-6	0-0	0-1	1	1	1	1	1	0	0	8
RADFORD	11/30/2018	12	0-2	0-2	0-0	2-0	2	2	2	1	0	0	0	0
VCU	12/5/2018	19	0-3	0-3	0-0	1-2	3	2	3	5	0	1	0	0
PURDUE	12/9/2018	18	1-3	1-2	0-0	0-1	1	0	3	1	0	0	0	3
GRAND CANYON	12/15/2018	19	4-6	2-4	0-0	0-4	4	2	8	4	0	2	10	10
PROVIDENCE	12/21/2018	22	3-9	2-5	2-3	1-2	3	0	3	2	0	1	10	10
UT ARLINGTON	12/28/2018	26	3-8	0-2	4-6	4-2	6	1	3	2	0	0	10	10
@KANSAS ST	1/2/2019	24	1-3	1-2	1-2	0-3	3	2	3	2	0	2	4	4
WVU	1/5/2019	18	2-3	1-1	0-1	0-1	1	1	2	1	0	0	5	5
@OKLAHOMA ST	1/8/2019	11	0-4	0-2	0-0	0-1	1	4	3	3	0	0	0	0
TEXAS TECH(8)	1/12/2019	21	1-7	0-3	0-0	2-3	5	1	2	1	0	1	2	2
@KANSAS(7)	1/14/2019	24	3-7	2-4	2-2	1-5	6	2	5	0	0	0	10	10
OKLAHOMA (20)	1/19/2019	G	18	0-5	0-3	0-0	1-2	3	2	1	2	0	0	0
@TCU	1/23/2019	G	31	4-11	2-5	0-0	1-1	2	2	5	3	0	3	10
@GEORGIA	1/26/2019	G	38	7-15	5-8	0-0	0-0	0	2	5	2	1	1	19
KANSAS(11)	1/29/2019	G	24	3-5	3-5	0-0	1-1	2	1	1	3	0	1	9
@IOWA ST (20)	2/2/2019	G	37	2-9	2-6	0-0	1-3	4	1	1	2	0	1	6
BAYLOR	2/6/2019	G	26	3-7	1-3	3-5	0-3	3	1	4	1	1	2	10
@WVU	2/9/2019	G	30	7-12	5-6	0-0	1-4	5	3	4	0	0	1	19
KANSAS ST (18)	2/12/2019	G	29	4-10	1-5	1-2	4-2	6	3	1	1	0	1	10
OKLAHOMA ST	2/16/2019	G	32	2-8	0-4	3-3	2-5	7	1	0	2	0	0	7
@OKLAHOMA	2/23/2019	G	34	4-10	3-6	0-0	0-2	2	4	1	1	0	2	11
@BAYLOR	2/27/2019	G	43	7-11	3-5	0-1	0-4	4	1	10	3	0	2	17
IOWA STATE	3/2/2019	G	29	6-9	3-4	3-4	1-0	1	4	2	2	0	1	18
@TEXAS TECH (8)	3/4/2019	G	20	1-5	0-2	1-2	0-3	3	2	0	0	0	0	3
TCU	3/9/2019	G	35	5-13	1-4	0-0	3-4	7	3	5	5	0	2	11
*KANSAS(17)	3/14/2019	G	24	3-9	0-3	0-0	0-4	4	2	3	2	1	1	6
S. DAKOTA ST	3/19/2019	G	36	4-9	4-8	1-2	0-3	3	3	4	2	0	1	13
XAVIER	3/24/2019	G	43	7-16	3-7	0-0	0-8	8	3	3	1	0	1	17
COLORADO	3/27/2019	G	29	3-9	2-2	3-6	0-4	4	2	2	2	0	3	11
*TCU	4/2/2019	G	31	0-6	0-3	0-2	1-4	5	2	8	4	2	2	0
*LIPSCOMB	4/4/2019	G	31	1-7	1-5	0-0	0-2	2	3	2	0	1	0	3
<b>TOTALS</b>			<b>945</b>	<b>106-275</b>	<b>56-145</b>	<b>30-51</b>	<b>30-92</b>	<b>122</b>	<b>72</b>	<b>114</b>	<b>69</b>	<b>6</b>	<b>33</b>	<b>298</b>

### RAMEY'S 2019-20 GAME-BY-GAME (TEXAS)

OPP	DATE	GS	MIN	FG-A	3FG-A	FT-A	OFF-DEF	TOT	PF	A	TO	BLK	STL	PTS
N. COLORADO	11/5/2019	G	33	8-17	0-4	0-0	1-9	10	1	4	2	0	1	16
@PURDUE (23)	11/9/2019	G	30	0-4	0-2	1-2	0-2	2	2	2	3	0	0	1
CAL BAPTIST	11/12/2019	G	36	8-11	1-2	2-3	0-6	6	1	3	3	0	2	19
PRAIRIE VIEW A&M	11/15/2019	G	26	0-6	0-5	0-1	0-3	3	0	0	3	0	1	0
*GEORGETOWN	11/21/2019	G	30	2-6	1-3	1-2	0-2	2	4	5	1	0	1	6
*CALIFORNIA	11/22/2019	G	33	4-15	1-7	1-1	1-5	6	3	3	2	0	1	10
MCNEESE ST.	11/30/2019	G	21	4-8	2-5	4-4	1-2	3	2	2	3	0	0	14
UAB	12/3/2019	G	32	4-9	3-6	2-2	0-5	5	1	4	1	0	2	13
*TEXAS A&M	12/8/2019	G	35	2-8	1-5	2-2	2-1	3	2	7	3	0	2	7
CENTRAL MICH	12/14/2019	G	31	7-13	3-5	3-4	0-3	3	0	6	0	0	1	20
@PROVIDENCE	12/21/2019	G	37	6-14	0-2	0-0	1-6	7	2	2	3	0	0	12
HIGH POINT	12/30/2019	G	26	6-10	1-2	0-1	2-4	6	3	2	2	0	0	13
@BAYLOR(6)	1/4/2020	G	32	5-12	1-2	0-0	1-3	4	1	2	2	0	0	11
OKLAHOMA	1/8/2020	G	25	5-12	2-6	2-2	0-4	4	0	1	3	0	0	14
KANSAS ST	1/11/2020	G	35	4-9	3-5	0-0	0-1	1	2	8	4	0	2	11
@OKLAHOMA ST	1/15/2020	G	27	5-9	4-8	0-0	2-7	9	3	6	1	2	0	14
KANSAS(6)	1/18/2020	G	34	3-9	1-3	1-2	0-5	5	1	5	2	0	0	8
@WVU(14)	1/20/2020	G	30	2-8	0-3	0-0	0-3	3	0	2	3	0	1	4
LSU	1/25/2020	G	30	1-5	0-4	0-2	1-1	2	5	1	1	0	1	2
@TCU	1/29/2020	G	25	5-7	2-4	0-1	0-1	1	3	2	3	0	0	12
IOWA ST	2/1/2020	G	29	5-11	2-4	2-2	0-0	0	1	0	3	0	1	14
@KANSAS(3)	2/3/2020	G	25	1-9	0-4	2-2	0-0	0	3	0	0	0	0	4
TEXAS TECH	2/8/2020	G	36	2-9	1-5	0-0	0-5	5	4	2	1	0	1	5
BAYLOR(1)	2/10/2020	G	35	3-14	0-4	0-0	1-0	1	4	3	2	0	1	6
@IOWA ST	2/15/2020	G	36	6-16	2-3	7-8	0-6	6	3	2	3	0	2	21
TCU	2/19/2020	G	37	6-16	0-2	3-7	2-4	6	4	5	0	0	2	15
@KANSAS ST	2/22/2020	G	34	10-16	4-9	2-2	0-6	6	4	2	4	0	5	26
WVU(20)	2/24/2020	G	38	9-14	3-5	0-1	1-4	5	1	4	2	0	0	21
@TEXAS TECH(22)	2/29/2020	G	27	4-9	2-4	2-2	0-3	3	3	1	3	0	1	12
@OKLA	3/3/2020	G	31	1-9	1-4	0-0	1-2	3	5	1	1	0	1	3
OKLAHOMA ST	3/7/2020	G	38	1-7	0-4	2-2	0-1	1	0	2	1	0	2	4
<b>TOTALS</b>			<b>974</b>	<b>129-322</b>	<b>41-131</b>	<b>39-55</b>	<b>17-104</b>	<b>121</b>	<b>68</b>	<b>89</b>	<b>65</b>	<b>2</b>	<b>31</b>	<b>338</b>

### RAMEY'S 2020-21 GAME-BY-GAME (TEXAS)

OPP	DATE	GS	MIN	FG-A	3FG-A	FT-A	OFF-DEF	TOT	PF	A	TO	BLK	STL	PTS
UTRGV	11/25/2020	G	36	7-11	2-4	4-5	1-4	5	2	7	4	1	1	20
*DAVIDSON	11/30/2020	G	29	4-11	2-7	4-4	2-0	2	3	2	0	0	0	14
*INDIANA	12/1/2020	G	35	3-11	1-3	6-6	0-3	3	2	2	1	0	0	13
*UNC(14)	12/2/2020	G	37	5-17	2-4	1-2	0-3	3	0	3	1	0	3	13
VILLANOVA (12)	12/6/2020	G	37	7-12	2-5	1-1	0-2	2	5	2	4	0	2	17
TEXAS ST	12/9/2020	G	30	3-7	1-2	4-5	2-3	5	2	6	3	0	1	11
SAM HOUSTON	12/16/2020	G	33	6-10	5-7	0-2	1-3	4	2	6	4	0	0	17
OKLAHOMA ST	12/20/2020	G	30	0-6	0-3	0-0	0-1	1	5	1	2	0	1	0
@KANSAS(3)	1/2/2021	G	33	7-11	3-5	1-1	0-4	4	2	2	4	0	2	18
IOWA ST	1/5/2021	G	23	2-10	2-5	4-6	1-0	1	3	1	2	0	0	10
@WVU(14)	1/9/2021	G	37	7-11	0-2	5-6	1-4	5	2	6	3	0	1	19
TEXAS TECH(15)	1/13/2021	G	33	5-14	4-8	1-2	0-4	4	2	4	3	0	0	15
KANSAS ST	1/16/2021	G	34	5-7	1-1	3-3	2-1	3	2	9	2	0	0	14
BAYLOR(2)	2/2/2021	G	37	5-11	2-4	0-0	1-1	2	0	6	3	1	1	12
@OKLAHOMA ST	2/6/2021	G	47	2-15	1-6	8-8	1-2	3	3	2	1	0	4	13
@KANSAS ST	2/9/2021	G	37	6-14	2-5	0-0	1-1	2	3	5	3	0	0	14
TCU	2/13/2021	G	32	2-8	0-3	1-2	1-1	2	1	5	1	0	0	5
WVU(13)	2/20/2021	G	28	9-13	7-8	3-4	0-1	1	5	3	3	0	1	28
KANSAS(17)	2/23/2021	G	44	3-12	1-5	8-8	0-1	1	0	3	4	0	1	15
@TEXAS TECH(18)	2/27/2021	G	37	1-10	1-5	3-4	0-4	4	2	4	1	0	1	6
@IOWA ST	3/2/2021	G	34	3-7	2-4	6-6	0-7	7	2	4	3	0	1	14
@OKLA(16)	3/4/2021	G	36	4-11	3-4	0-0	1-7	8	1	5	3	0	0	11
@TCU	3/7/2021	G	33	5-9	3-5	0-0	1-4	5	1	6	3	0	3	13
*TEXAS TECH(20)	3/11/2021	G	18	0-5	0-3	0-0	1-0	1	2	1	2	0	0	0
*OKLAHOMA ST(12)	3/13/2021	G	25	1-9	0-4	1-2	0-3	3	2	5	2	0	1	3
*ABILENE CHRISTIAN	3/20/2021	G	36	1-7	1-4	0-0	0-1	1	3	2	4	1	2	3



# 2022-23 WILDCATS

## #1 | FILIP BOROVICANIN

FRESHMAN

6-9 | 185 | FORWARD

BELGRADE, SERBIA

### PRIOR TO ARIZONA

Borovicandin most recently played for KK Beko in his hometown of Belgrade, Serbia ... he averaged 20 points, nine rebounds and four assists ... led his team to the league championship during the 2021-22 season ... outstanding performance at the European Youth Basketball League U16 CE Tournament, when he averaged 34.6 points per game and was named tournament MVP ... he also averaged 18.6 rebounds and 4.8 assists per game in the tournament ... the most recent member of the Arizona men's basketball program from Serbia was Dusan Ristic, who played for the Wildcats from 2014-18 and is the all-time winningest player in program history.

## #2 | ADAMA BAL

SOPHOMORE

6-7 | 190 | GUARD

LE MANS, FRANCE

### 2021-22 (FRESHMAN)

Appeared in 23 games off the bench, playing an average of 4.5 minutes per game ... was 13 of 27 (.481) from the field and 8 of 17 (.471) from the 3-point line on the season ... had 10 assists to just seven turnovers ... scored his first collegiate points on a 3-pointer against UTRGV (11/12) while also adding two assists and two steals in just under five minutes of action ... played 10 minutes at Cal (1/23) and finished with five points ... drilled a 3-pointer in the closing minutes at Utah (2/24) to help Kerr Kriisa secure a triple-double ... played a career-high 17 minutes in the regular season final against Cal (3/5), scoring a season-high seven points and dishing out a season-high three assists ... played nine minutes in the Pac-12 Tournament Championship game against UCLA (3/12) and connected on a pair of 3-pointers in the first half to help Arizona stay within striking distance to eventually win the game ... scored four points in nine minutes of action against Wright State (3/18) in the NCAA Tournament.

### PRIOR TO ARIZONA

Was a starter for the CFBB academy team in Paris, which plays in the very competitive French third division, during the 2020-21 season and averaged 9.8 points, 2.4 rebounds and 2.1 assists in 18 games ... helped France to a second place finish at the FIBA U16 European Championship in 2019 ... in seven games at the U16 European Championship, he averaged 6.0 points, 1.0 rebound and 1.0 assist while playing 12 minutes off the bench ... best statistical game at the tournament came against Estonia in the round of 16, when he finished with 13 points and two steals in 20 minutes of action ... has been measured to have a 6-11 wingspan ... didn't turn 18 until December of his freshman season, making him one of the youngest players in the country in his class.

### BAL'S 2021-22 GAME-BY-GAME

OPP	DATE	GS	MIN	FG-A	3FG-A	FT-A	OFF-DEF	TOT	PF	A	TO	BLK	STL	PTS
NORTHERN ARIZ.	11/9/2021	5	0-3	0-2	0-0	0-0	0	1	0	1	0	0	0	0
UTRGV	11/12/2021	8	1-1	1-1	0-0	0-0	0	1	2	2	0	2	3	3
N. DAKOTA ST	11/16/2021	5	1-1	1-1	0-0	0-1	1	0	0	0	0	0	0	3
*MICHIGAN (4)	11/21/2021	1	0-0	0-0	0-0	0-0	0	0	2	0	0	0	0	0
SACRAMENTO ST	11/27/2021	2	0-0	0-0	0-0	0-0	0	0	0	0	0	0	0	0
@OREGON ST	12/5/2021	2	0-0	0-0	0-0	1-0	1	1	1	0	0	0	0	0
WYOMING	12/8/2021	1	0-1	0-0	0-0	0-0	0	0	0	0	0	0	0	0
N. COLORADO	12/15/2021	2	0-1	0-0	0-0	1-0	1	0	0	0	0	0	0	0
CAL BAPTIST	12/18/2021	3	0-1	0-0	0-0	0-0	0	0	0	0	0	0	0	0
COLORADO	1/13/2022	2	0-1	0-1	0-0	0-0	0	0	0	0	0	0	0	0
UTAH	1/15/2022	2	1-1	1-1	0-0	0-0	0	0	1	1	0	1	3	3
@STANFORD	1/20/2022	6	0-0	0-0	0-0	0-1	1	0	1	0	0	0	0	0
@CALIFORNIA	1/23/2022	10	2-4	1-3	0-0	0-2	2	2	0	0	0	0	5	5
@UCLA(7)	1/25/2022	0	0-0	0-0	0-0	0-0	0	0	0	0	0	0	0	0
@ARIZONA ST	2/7/2022	2	0-0	0-0	0-0	0-0	0	1	0	1	0	0	0	0
@WASHINGTON	2/12/2022	2	0-1	0-1	0-0	0-1	1	0	0	0	0	0	0	0
OREGON ST	2/17/2022	6	0-1	0-1	0-0	0-0	0	1	0	0	0	0	0	0
@UTAH	2/24/2022	6	1-1	1-1	0-0	0-0	0	0	0	0	1	0	3	3
CALIFORNIA	3/5/2022	17	3-4	1-2	0-0	0-2	2	2	3	0	0	0	7	7
*STANFORD	3/10/2022	2	0-0	0-0	0-0	0-1	1	0	0	0	0	0	0	0
*COLORADO	3/11/2022	1	0-0	0-0	0-0	0-0	0	0	0	0	0	0	0	0
*UCLA(13)	3/12/2022	9	2-2	2-2	0-0	0-0	0	1	0	2	0	0	6	6
*WRIGHT ST	3/18/2022	9	2-4	0-1	0-0	0-0	0	0	0	0	0	0	4	4
<b>TOTALS</b>		<b>103</b>	<b>13-27</b>	<b>8-17</b>	<b>0-2</b>	<b>2-8</b>	<b>10</b>	<b>10</b>	<b>10</b>	<b>7</b>	<b>1</b>	<b>3</b>	<b>34</b>	

## #3 | PELLE LARSSON

JUNIOR

6-5 | 215 | GUARD

NACKA, SWEDEN | UNIVERSITY OF UTAH

### 2021-22 SEASON (SOPHOMORE)

#### - Pac-12 Sixth Man of the Year

Became the second Wildcat in as many years to be named the conference's top performer off the bench, following Jordan Brown in 2020-21 ... showed versatility and physicality in being able to guard on the perimeter and in the post ... played in all 37 games and made two starts ... averaged 7.2 points, 3.4 rebounds and 1.8 assists per game ... shot 47.8% from the floor and 36.3% from the 3-point line ... was one of three Wildcats to shoot over 80% from the free throw line (81.3%) ... scored in double figures nine times, with eight of those coming in Pac-12 play ... averaged 6.0 rebounds over the final four games of the season ... went for a career-high 17 points on 6 of 7 shooting against Sacramento State (11/27) ... grabbed a career-high eight rebounds against Washington (1/3) and UCLA (2/3) ... had 13 points, six assists and a career-high three blocked shots against Stanford (1/20) ... was 5 of 5 from the floor – including 3 of 3 from long range – on his way to 14 points against Arizona State (2/7).

### SUMMER 2021

Transferred to Arizona from the University of Utah ... one of 17 players invited to participate in the Swedish National Team's training camp leading up to the FIBA World Cup European Pre-Qualifiers in Portugal.

### PRIOR TO ARIZONA

Appeared in 25 games, making 18 starts and averaging 8.2 points, 3.2 rebounds and 2.8 assists at Utah ... ranked second in the Pac-12 in free throw percentage (88.3) and third in 3-point field goal percentage (46.3) ... scored a season-high 15 points against Idaho (12/18) ... matched his season high with 15 points against Oregon while making his first start ... prior to attending Utah, he played for RIG Lulea and BC Lulea ... named Swedish Basketball League's Star of the Year honor after averaging 7.6 points, 2.8 rebounds, 1.9 assists and 0.8 steals with BC Lulea in 2019-20 ... in 2018-19, he averaged 17.9 points, 6.3 rebounds, 3.7 assists and 1.7 steals with RIG Lulea, earning him a spot on Eurobasket's All-Swedish BasketEttan Third Team ... while playing with the Swedish U18 team at the FIBA U18 European Championships in Romania, he averaged 15.8 points, 7.1 rebounds, 5.5 assists and 1.9 steals while leading the tournament in field goal percentage (61.1) and assists ... was also named to the all-tournament team at the FIBA U18 European Championships ... his father, Christian, played professional basketball in Sweden ... his older brother, Vilgot, played collegiate basketball at the University of Maine (2018-21).

### LARSSON'S 2020-21 GAME-BY-GAME (UTAH)

OPP	DATE	GS	MIN	FG-A	3FG-A	FT-A	OFF-DEF	TOT	PF	A	TO	BLK	STL	PTS
WASHINGTON	12/3/2020	18	2-4	0-1	4-4	1-0	1	4	7	2	0	1	8	8
IDAHO ST	12/8/2020	24	5-6	1-1	3-4	0-1	1	0	3	1	2	1	14	14
@BYU	12/12/2020	12	0-3	0-1	0-0	0-1	1	1	0	3	0	0	0	0
UTAH VALLEY	12/15/2020	17	1-4	0-0	4-4	0-4	4	3	0	1	0	0	6	6
IDAHO	12/18/2020	19	4-8	1-2	6-6	2-1	3	1	2	2	0	1	15	15
@UCLA	12/31/2020	17	1-3	1-2	0-0	0-0	0	2	0	3	0	0	3	3
@USC	1/2/2021	28	2-6	1-3	0-0	1-3	4	2	3	2	0	1	5	5
OREGON(17)	1/9/2021	G	32	5-8	3-3	2-2	1-4	5	5	5	4	0	0	15
COLORADO	1/11/2021	G	15	1-2	1-1	0-0	0-0	0	2	1	3	0	0	3
STANFORD	1/14/2021	G	34	2-3	0-1	3-4	2-4	6	4	4	1	1	0	7
CALIFORNIA	1/16/2021	G	33	5-10	1-3	1-1	0-6	6	3	4	2	0	0	12
@WASHINGTON ST	1/21/2021	G	28	1-3	1-1	2-2	0-1	1	4	3	2	0	1	5
@WASHINGTON	1/24/2021	G	19	1-3	1-2	0-0	0-1	1	1	2	4	0	1	3
@COLORADO	1/30/2021	G	34	3-7	2-3	0-0	0-3	3	4	1	2	1	0	8
ARIZONA	2/4/2021	G	27	5-9	2-3	2-2	0-3	3	4	4	2	0	4	14
@CALIFORNIA	2/11/2021	G	37	3-7	0-3	5-6	0-2	2	2	3	3	0	1	11
@STANFORD	2/13/2021	G	35	3-9	0-2	1-1	1-3	4	2	3	3	0	0	7
@OREGON ST	2/18/2021	G	30	0-2	0-1	0-0	0-3	3	2	3	4	1	1	0
@OREGON	2/20/2021	G	37	4-8	1-3	4-4	1-6	7	1	5	2	0	0	13
UCLA	2/25/2021	G	27	3-4	3-4	0-0	0-5	5	3	3	2	0	1	9
USC(19)	2/27/2021	G	37	3-8	1-2	2-2	0-5	5	2	4	5	2	1	9
OREGON ST	3/3/2021	G	25	3-3	2-2	4-4	0-3	3	3	2	4	1	1	12
ARIZONA ST	3/6/2021	G	18	1-3	1-2	2-2	1-4	5	3	3	2	2	0	5
*WASHINGTON	3/10/2021	G	35	4-8	2-5	2-4	0-2	2	3	4	6	1	1	12
*USC(24)	3/11/2021	G	28	1-4	0-3	6-8	0-4	4	3	2	2	1	1	8
<b>TOTALS</b>		<b>666</b>	<b>63-135</b>	<b>25-54</b>	<b>53-60</b>	<b>10-69</b>	<b>79</b>	<b>64</b>	<b>71</b>	<b>67</b>	<b>12</b>	<b>17</b>	<b>204</b>	



# 2022-23 WILDCATS

## LARSSON'S 2021-22 GAME-BY-GAME (ARIZONA)

OPP	DATE	GS	MIN	FG-A	3FG-A	FT-A	OFF-DEF	TOT	PF	A	TO	BLK	STL	PTS
NORTHERN ARIZ.	11/9/2021	13	3-4	1-1	0-0	0-0	0	2	1	0	0	0	0	7
UTRGV	11/12/2021	17	1-6	0-4	2-2	0-3	3	2	5	1	0	0	0	4
N. DAKOTA ST	11/16/2021	16	1-2	1-1	3-4	1-4	5	4	0	0	0	0	0	6
*WICHITA ST	11/19/2021	26	1-5	0-2	0-0	1-3	4	2	2	2	0	0	0	2
*MICHIGAN (4)	11/21/2021	13	1-3	0-1	0-0	0-1	1	2	2	4	0	0	0	2
SACRAMENTO ST	11/27/2021	21	6-7	3-4	2-3	1-2	3	2	1	0	0	3	17	
@OREGON ST	12/5/2021	20	2-7	0-4	1-1	2-3	5	3	3	1	0	1	5	
WYOMING	12/8/2021	11	1-2	0-1	2-2	0-2	2	0	1	1	1	2	4	
@ILLINOIS	12/11/2021	15	1-2	0-0	0-0	2-2	4	3	0	2	0	2	2	
N. COLORADO	12/15/2021	13	2-5	1-3	2-2	2-1	3	3	1	1	0	0	7	
CAL BAPTIST	12/18/2021	20	3-3	3-3	0-0	0-2	2	3	2	1	0	0	9	
@TENNESSEE (19)	12/22/2021	25	2-7	0-2	0-0	1-2	3	1	2	2	0	0	4	
WASHINGTON	1/3/2022	20	1-3	0-2	1-2	4-4	8	3	4	2	0	1	3	
COLORADO	1/3/2022	25	4-7	2-3	2-3	1-4	5	1	1	1	0	1	12	
UTAH	1/5/2022	26	2-5	0-2	1-1	0-2	2	4	1	3	0	3	5	
@STANFORD	1/20/2022	33	5-8	1-4	2-4	1-1	2	2	6	0	3	1	13	
@CALIFORNIA	1/23/2022	G	21	2-5	1-2	4-5	2-1	3	4	2	1	0	0	9
@UCLA(7)	1/25/2022	G	33	4-10	2-7	0-0	1-4	5	1	0	0	0	0	10
ARIZONA ST	1/29/2022	20	1-3	1-2	5-6	1-4	5	2	2	4	0	0	8	
UCLA(3)	2/3/2022	24	3-5	1-3	5-6	0-8	8	2	1	3	0	1	12	
USC(19)	2/5/2022	22	1-1	0-0	5-5	1-0	1	1	0	1	0	1	7	
@ARIZONA ST	2/7/2022	20	5-5	3-3	1-2	0-2	2	1	2	1	1	2	14	
@WASHINGTON ST	2/10/2022	27	3-7	1-2	0-0	2-1	3	3	2	3	0	0	7	
@WASHINGTON	2/12/2022	20	2-3	1-1	1-2	0-1	1	4	1	2	0	0	6	
OREGON ST	2/17/2022	20	0-2	0-2	0-0	0-4	4	2	3	2	0	0	0	
OREGON	2/19/2022	20	2-5	2-5	5-6	0-1	1	3	2	1	0	0	11	
@UTAH	2/24/2022	18	1-5	0-3	0-0	0-7	7	4	2	3	0	2	2	
@COLORADO	2/26/2022	19	3-5	0-1	1-1	1-2	3	3	0	1	1	0	7	
@USC(16)	3/1/2022	13	2-4	1-1	0-0	0-0	0	3	2	1	0	1	5	
STANFORD	3/3/2022	21	1-6	0-3	4-4	0-0	0	0	1	1	0	2	6	
CALIFORNIA	3/5/2022	17	5-8	2-4	1-1	0-4	4	4	1	0	0	1	13	
*STANFORD	3/10/2022	18	1-3	1-2	2-2	0-1	1	3	2	1	0	0	5	
*COLORADO	3/11/2022	26	3-5	0-2	3-4	1-3	4	1	3	3	2	0	9	
*UCLA(13)	3/12/2022	24	3-5	1-2	1-2	1-5	6	4	3	2	0	1	8	
*WRIGHT ST	3/18/2022	20	3-7	3-4	2-2	1-4	5	4	3	3	0	0	11	
*TCU	3/20/2022	30	2-5	0-3	2-2	1-5	6	3	1	2	0	2	6	
*HOUSTON (15)	3/24/2022	22	3-4	1-2	1-1	2-4	6	4	1	1	0	1	8	
<b>TOTALS</b>			<b>769</b>	<b>86-180</b>	<b>33-91</b>	<b>61-75</b>	<b>30-97</b>	<b>127</b>	<b>93</b>	<b>66</b>	<b>57</b>	<b>8</b>	<b>28</b>	<b>266</b>

## LARSSON'S CAREER STATS

YEAR	TM	G-S	MIN	FG-A	FG%	3P-A	3P%	FT-A	FT%	O-D	REB	A	S	BS	TO	PTS	AVG
20-21	UTAH	25-18	666	63-135	.467	25-54	.463	53-60	.883	10-69	79	71	17	12	67	204	8.2
21-22	ARI	37-2	769	86-180	.478	33-91	.363	61-75	.813	30-97	127	66	28	8	57	266	7.2
<b>CAREER</b>		<b>62-20</b>	<b>1435</b>	<b>149-315</b>	<b>.473</b>	<b>58-145</b>	<b>.400</b>	<b>114-135</b>	<b>.844</b>	<b>40-166</b>	<b>206</b>	<b>137</b>	<b>45</b>	<b>20</b>	<b>124</b>	<b>470</b>	<b>7.6</b>

## LARSSON'S SINGLE-GAME HIGHS

**POINTS:** 17 vs. Sacramento State, 11/27/2021  
**REBOUNDS:** 8 vs. Washington, 1/3/2022; vs. UCLA, 2/3/2022  
**ASSISTS:** 7 vs. Washington, 12/3/2020  
**STEALS:** 4 vs. Arizona, 2/4/2021  
**BLOCKS:** 3 at Stanford, 1/20/2022  
**FG MADE:** 6 vs. Sacramento State, 11/27/2021  
**FG ATTEMPTS:** 10 vs. California, 1/16/2021; at UCLA, 1/25/2022  
**3FG MADE:** 3 - 6 times; last vs. Wright State, 3/18/2022  
**3FG ATTEMPTS:** 7 at UCLA, 1/25/2022  
**FT MADE:** 6 vs. Idaho, 12/18/2020; vs. USC, 3/11/2021  
**FT ATTEMPTS:** 8 vs. USC, 3/11/2021

## #4 | KYLAN BOSWELL FRESHMAN

6-2 | 195 | GUARD

CHAMPAIGN, ILL. | AZ COMPASS PREP

### PRIOR TO ARIZONA

Attended AZ Compass Prep in Phoenix, where he averaged 14 points per game as a junior ... was a MaxPreps Junior All-American Honorable Mention ... reclassified in the Summer of 2022 to join the Wildcats starting with the 2022-23 season ... won a gold medal while playing for USA Basketball at the FIBA Americas U16 Championship, where he averaged 9.2 points and 5.7 assists in the six games ... prior to transferring to AZ Compass Prep, Boswell played for Centennial in Corona, California ... as a sophomore, he scored 26 points - including six 3-pointers - in Centennial's CIF Open Division title game win over Sierra Canyon ... was rated as the No. 4 point guard in the 2023 class before moving to the 2022 recruiting class ... Boswell grew up in Champaign, Illinois

## #10 | AŽUOLAS TUBELIS

JUNIOR

6-11 | 245 | FORWARD

VILNIUS, LITHUANIA | RYTAS VILNIUS

### 2021-22 SEASON (SOPHOMORE)

- First Team All Pac-12
- NABC All-District First Team
- USBWA All-District Team

Top 10 Watch List for the Karl Malone Power Forward of the Year ... named Pac-12 Player of the Week on Feb. 7 ... ranked fourth in the Pac-12 by shooting 54.0% from the floor ... his 14.1 points per game in conference play ranked him ninth among all Pac-12 players ... was second on the team in scoring (13.9) and rebounding (6.2) ... had four double-doubles on the year to bring his career total to seven ... after posting 32 assists as a freshman, he increased that output to 81 as a sophomore ... scored 20+ points seven times, highlighted by a 32-point performance against Utah, where he was 14 of 24 from the field, and also added eight rebounds and five assists in the game. Named to the Preseason Pac-12 Second Team by the conference media members ... one of the 20 players on the preseason watch list for the Karl Malone Award, which is given to the top power forward in the country ... ranked No. 68 in CBSSports.com preseason ranking of college basketball players.

### SUMMER 2021

Helped Lithuania to a sixth place finish at the FIBA U19 World Cup in Latvia ... in the seven games played, he averaged 16.6 points, 8.9 rebounds, 2.9 assists and 2.4 steals ... ranked fifth in scoring, fourth in rebounding and seventh in efficiency for the tournament ... scored 32 points in 32 minutes against Canada and Arizona teammate Benedict Mathurin to begin group play ... went for eight points and six rebounds against Senegal ... had 15 points, three rebounds, four assists and five steals against Japan to close out group play ... in the round of 16, he had 13 points and six rebounds against Iran ... registered 19 points and 13 rebounds in a narrow loss to France and international standout Victor Wembanyama in the quarterfinals ... nearly had a triple double against Argentina, finishing with nine points, seven rebounds and six assists ... in a loss to Spain in the fifth place game, he tallied 20 points, 15 rebounds and four assists.

### 2020-21 SEASON (FRESHMAN)

- Honorable Mention All Pac-12
- Named to Pac-12 All-Freshman Team

Earned Pac-12 Freshman of the Week honors twice (2/22, 3/1) ... appeared in all 26 games and was in the starting lineup for the final 20 games of the season ... ranked second on the team averaging 12.2 points per game ... pulled down 7.1 rebounds per game to lead the team ... also blocked 16 shots and came away with 15 steals ... in Pac-12 play, his averaged increased to 13.7 points and 7.8 rebounds ... shot 49.8% from the floor overall and 31.0% from the 3-point line for the season ... went for 13 points and nine rebounds in his second college game against Eastern Washington (12/5) ... was just 1 of 1 from the floor but 9 of 10 at the free throw line for 12 points against CSU Bakersfield (12/9) ... following a 12-point, 9-rebound effort at Washington State (1/2), he erupted for 31 points and eight rebounds at home against USC (1/7) ... had the game-winning tip-in at the buzzer to beat Arizona State in Tempe (1/21) on his way to eight points, seven rebounds and a season-high four assists ... posted his first career double-double with 16 points and 12 rebounds against Arizona State (1/25) ... tallied 17 points and seven rebounds at Utah (2/4) ... second double-double of the season came at USC (2/20) with 16 points and 15 rebounds ... hit the game-winning baseline jumper in the home finale against Washington (2/27) to finish with 16 points and 15 rebounds.

### PRIOR TO ARIZONA

Played for Vilnius Rytas, a team that has won two EuroCup championships and five Lithuanian League crowns in its storied history and has seen some of the top Lithuanian players on its roster over the years ... Named MVP of the Next Generation Tournament in Kaunas after posting averages of 20.5 points, 12.5 rebounds, 2.5 assists and 2.0 steals and shooting 67 percent from the floor ... Participated in the NBA Basketball Without Borders Global Camp and was named to the all-star team of the camp along with fellow UA signee Benedict Mathurin ... Was the leading scorer and rebounder for Lithuania at both the U16 and U18 FIBA European Championships ... Joins his twin brother, Tautvilas, as the first student-athletes from Lithuania to play at Arizona since Robertas Javtokas in 2000.



# 2022-23 WILDCATS

## A. TUBELIS' 2020-21 GAME-BY-GAME

OPP	DATE	GS	MIN	FG-A	3FG-A	FT-A	OFF-DEF	TOT	PF	A	TO	BLK	STL	PTS
GRAMBLING	11/27/2020	14	2-4	0-0	1-1	0-1	1	3	0	1	0	0	0	5
E. WASHINGTON	12/5/2020	23	5-12	0-1	3-6	4-5	9	1	0	2	0	2	13	3
NORTHERN ARIZ.	12/7/2020	10	1-1	0-0	1-2	1-0	1	5	0	0	0	0	0	3
CSU BAKERS.	12/9/2020	18	1-1	1-1	9-10	1-2	3	2	0	2	1	1	1	12
UTEP	12/12/2020	11	1-2	0-0	0-0	1-5	6	3	0	3	2	1	2	2
*STANFORD	12/19/2020	21	3-7	0-2	4-5	3-3	6	3	1	3	1	1	10	8
MONT	12/22/2020 F	28	3-7	1-2	1-6	4-5	9	3	3	2	2	3	8	9
COLORADO	12/28/2020 F	25	3-8	0-1	3-5	2-4	6	3	0	1	1	0	9	8
@WASHINGTON	12/31/2020 F	18	3-9	0-0	4-6	3-4	7	4	3	2	0	0	10	12
@WASHINGTON ST	1/2/2021 F	33	5-11	0-0	2-4	5-4	9	4	0	1	0	1	0	12
USC	1/7/2021 F	33	11-16	2-4	7-9	3-5	8	3	3	3	0	0	31	15
UCLA	1/9/2021 F	30	6-12	1-2	2-3	3-5	8	4	1	3	0	0	0	15
@OREGON ST	1/14/2021 F	28	6-11	1-1	2-3	2-3	5	1	2	3	1	0	15	15
@ARIZONA ST	1/21/2021 F	29	4-8	0-0	0-0	2-5	7	2	4	5	1	0	8	16
ARIZONA ST	1/25/2021 F	33	7-9	0-1	2-2	2-10	12	1	0	5	1	0	1	18
STANFORD	1/28/2021 F	34	1-9	0-2	2-2	1-3	4	2	1	2	0	2	4	4
CALIFORNIA	1/30/2021 F	28	5-10	1-2	1-2	3-3	6	1	1	1	1	0	12	12
@UTAH	2/4/2021 F	32	5-8	0-0	7-8	4-3	7	2	0	3	0	1	17	17
@COLORADO	2/6/2021 F	35	7-11	2-5	2-2	0-2	2	0	3	2	0	1	18	18
OREGON ST	2/11/2021 F	20	3-7	0-1	0-0	5-5	10	4	3	4	0	1	6	6
OREGON	2/13/2021 F	35	7-11	3-5	3-4	2-5	7	1	1	1	0	0	20	20
@UCLA	2/18/2021 F	33	8-12	0-2	2-4	4-4	8	3	0	4	2	0	18	18
@USC(17)	2/20/2021 F	33	6-17	1-4	3-4	4-11	15	3	3	1	0	0	16	16
WASHINGTON ST	2/25/2021 F	27	3-7	0-1	3-5	2-7	9	1	0	2	1	0	9	9
WASHINGTON	2/27/2021 F	28	5-11	0-1	6-7	6-9	15	2	3	2	2	0	16	16
@OREGON	3/1/2021 F	31	4-10	0-4	4-7	0-4	4	4	0	3	0	1	12	12
<b>TOTALS</b>		<b>690</b>	<b>115-231</b>	<b>13-42</b>	<b>74-107</b>	<b>67-117</b>	<b>184</b>	<b>65</b>	<b>32</b>	<b>61</b>	<b>16</b>	<b>15</b>	<b>317</b>	

## A. TUBELIS' 2021-22 GAME-BY-GAME

OPP	DATE	GS	MIN	FG-A	3FG-A	FT-A	OFF-DEF	TOT	PF	A	TO	BLK	STL	PTS
NORTHERN ARIZ.	11/9/2021 F	21	6-9	1-2	0-2	0-5	5	2	4	1	0	2	13	13
UTRGV	11/12/2021 F	16	7-8	1-1	5-7	1-8	9	4	0	3	1	1	20	20
N. DAKOTA ST	11/16/2021 F	25	6-11	0-1	3-5	2-3	5	1	3	3	1	0	15	15
*WICHITA ST	11/19/2021 F	35	4-9	0-2	8-14	0-6	6	2	2	2	3	0	16	16
*MICHIGAN (4)	11/21/2021 F	27	5-9	0-2	3-4	3-5	8	4	2	2	0	0	13	13
SACRAMENTO ST	11/27/2021 F	20	9-13	1-1	3-4	2-4	6	0	3	1	1	0	22	22
@OREGON ST	12/5/2021 F	24	3-5	0-1	4-5	3-2	5	2	3	4	0	3	10	10
WYOMING	12/8/2021 F	31	7-12	0-3	3-3	2-6	8	2	1	1	1	0	17	17
@ILLINOIS	12/11/2021 F	34	7-13	0-0	2-6	2-6	8	3	3	1	1	3	16	16
N. COLORADO	12/15/2021 F	29	6-9	1-3	3-3	4-4	8	1	8	4	2	3	16	16
CAL BAPTIST	12/18/2021 F	29	7-16	0-2	5-6	2-5	7	3	5	2	2	1	19	19
@TENNESSEE(19)	12/22/2021 F	14	3-6	0-0	0-0	0-3	3	4	1	2	0	0	6	6
WASHINGTON	1/3/2022 F	28	3-7	0-0	3-4	0-1	1	0	6	5	1	0	9	9
COLORADO	1/3/2022 F	23	6-11	1-2	1-3	2-6	8	3	1	2	2	2	14	14
UTAH	1/5/2022 F	36	14-24	0-2	4-6	4-4	8	2	5	3	1	2	32	32
@STANFORD	1/20/2022 F	7	2-5	0-2	0-0	0-2	2	0	0	0	0	0	4	4
@UCLA(7)	1/25/2022	15	3-7	1-1	1-1	4-2	6	4	2	2	0	1	8	8
ARIZONA ST	1/29/2022 F	22	2-9	0-2	2-2	2-4	6	1	1	1	1	0	6	6
UCLA(3)	2/3/2022 F	19	6-9	0-0	2-2	0-5	5	2	0	3	1	0	14	14
USC(19)	2/5/2022 F	25	7-15	0-0	4-8	7-4	11	2	1	1	1	0	18	18
@ARIZONA ST	2/7/2022 F	29	7-12	0-1	5-8	3-8	11	3	2	3	0	1	19	19
@WASHINGTON ST	2/10/2022 F	24	5-10	1-2	4-6	1-4	5	2	1	4	1	0	15	15
@WASHINGTON	2/12/2022 F	30	10-17	0-1	1-3	4-6	10	3	4	0	0	1	21	21
OREGON ST	2/17/2022 F	24	8-14	0-0	6-6	3-4	7	0	3	1	0	2	22	22
OREGON	2/19/2022 F	27	6-11	0-0	2-5	3-4	7	3	2	2	0	0	14	14
@UTAH	2/24/2022 F	27	8-12	0-1	7-7	1-4	5	1	1	1	0	1	23	23
@COLORADO	2/26/2022 F	30	4-10	0-0	7-8	1-7	8	1	1	2	2	1	15	15
@USC(16)	3/1/2022 F	21	2-5	1-1	1-2	1-3	4	2	3	1	0	1	6	6
STANFORD	3/3/2022 F	25	5-8	0-0	1-3	2-3	5	1	3	4	1	3	11	11
CALIFORNIA	3/5/2022 F	22	3-5	0-0	1-2	0-2	2	2	0	1	1	2	7	7
*STANFORD	3/10/2022 F	22	4-8	1-2	0-2	4-3	7	2	5	2	1	2	9	9
*COLORADO	3/11/2022 F	35	9-14	1-1	1-1	2-9	11	0	2	2	0	3	20	20
*UCLA(13)	3/12/2022 F	28	4-7	0-0	1-2	1-2	3	2	1	1	0	0	9	9
*WRIGHT ST	3/18/2022 F	20	6-8	0-1	1-2	0-5	5	3	0	3	0	2	13	13
*TCU	3/20/2022 F	16	2-7	0-0	1-1	2-2	4	1	1	3	0	0	5	5
*HOUSTON (15)	3/24/2022 F	23	0-8	0-1	2-2	2-3	5	1	1	4	0	2	2	2
<b>TOTALS</b>		<b>883</b>	<b>196-363</b>	<b>10-38</b>	<b>97-145</b>	<b>70-154</b>	<b>224</b>	<b>69</b>	<b>81</b>	<b>69</b>	<b>25</b>	<b>39</b>	<b>499</b>	

## A. TUBELIS' CAREER STATS

YEAR	TM	G-S	MIN	FG-A	FG%	3P-A	3P%	FT-A	FT%	O-D	REB	A	S	BS	TO	PTS	AVG
20-21	ARI	26-20	690	115-231	.498	13-42	.310	74-107	.692	67-117	184	32	15	16	61	317	12.2
21-22	ARI	36-35	883	196-363	.540	10-38	.263	97-145	.669	70-154	224	81	39	25	77	499	13.9
<b>CAREER</b>		<b>62-55</b>	<b>1573</b>	<b>311-594</b>	<b>.524</b>	<b>23-80</b>	<b>.288</b>	<b>171-252</b>	<b>.679</b>	<b>137-271</b>	<b>408</b>	<b>113</b>	<b>54</b>	<b>41</b>	<b>138</b>	<b>816</b>	<b>13.2</b>

## A. TUBELIS' SINGLE-GAME HIGHS

- POINTS:** 32 vs. Utah, 1/15/2022
- REBOUNDS:** 15 at USC, 2/20/2021; vs. Washington, 2/27/2021
- ASSISTS:** 8 vs. Northern Colorado, 12/15/2021
- STEALS:** 3 - 6 times; last vs. Colorado, 3/11/2022
- BLOCKS:** 3 vs. Wichita State, 11/19/2021
- FG MADE:** 14 vs. Utah, 1/15/2022
- FG ATTEMPTS:** 24 vs. Utah, 1/15/2022
- 3FG MADE:** 3 vs. Oregon, 2/13/2021
- 3FG ATTEMPTS:** 5 at Colorado, 2/6/2021; vs. Oregon, 2/13/2021
- FT MADE:** 9 vs. CSU Bakersfield, 12/9/2020
- FT ATTEMPTS:** 14 vs. Wichita State, 11/19/2021

## #11 | OUMAR BALLO

### REDSHIRT JUNIOR

### 7-0 | 260 | CENTER

### KOULIKORO, MALI | GONZAGA UNIVERSITY

#### 2021-22 SEASON (REDSHIRT SOPHOMORE) - Pac-12 Sixth Man of the Year (HoopsHD.com)

In his first season with the Wildcats, he appeared in all 37 games off the bench, playing an average of 15.3 minutes per game ... averaged 6.8 points, 4.4 rebounds and 1.2 blocked shots per game ... shot 62.2% from the floor and 70.1% from the free throw line ... ranked seventh in the Pac-12 in blocked shots ... second on the team with 44 blocked shots ... in Pac-12 play, his production increased to 8.0 points per game and 68.2% shooting (led Pac-12) ... registered two double-doubles on the season ... posted first career double-double with 10 points and 10 rebounds against California Baptist (12/18) ... set a career high with 21 points in 22 minutes at Stanford (1/20) ... had four points, eight rebounds and four blocked shots against UCLA (2/3) ... second double-double of the year came at Arizona State (2/7) with 13 points and 10 rebounds ... was 7 of 7 from the floor on his way to 16 points against Cal (3/5) ... blocked a career high six shots against UCLA (3/12) in the championship game of the Pac-12 Tournament.

#### SUMMER 2021

Named captain of the U19 team from Mali that competed at the FIBA U19 World Cup in Latvia, finishing in 13th place ... averaged 12.6 points, 8.9 rebounds, 3.0 assists and 2.9 blocked shots over seven games ... his 51.9% shooting from the floor ranked fifth overall at the tournament ... averaged 12.3 rebounds per game, good for fourth-most in the event ... his 20 total blocked shots were second only to Victor Wembanyama (FRA) in the tournament ... his efficiency rating was the eighth best in the tournament ... opened with five points, eight rebounds and four assists against Australia ... contributed nine points and five rebounds against the United States in group play ... had a double-double with 16 points and 13 rebounds against Turkey while adding four steals and three blocked shots ... in the round of 16, he had 10 points and six rebounds in a loss France ... had another double-double with 17 points, 10 rebounds and six assists against Iran in the consolation bracket ... tallied 18 points and 11 rebounds against Japan ... closed the tournament with 13 points, nine rebounds and four blocked shots against Puerto Rico in the 13th place game.

#### PRIOR TO ARIZONA

Transferred to Arizona following the 2020-21 season ... started his collegiate career at Gonzaga by redshirting during the 2019-20 season ... during his redshirt freshman season with the Zags in 2020-21, he appeared in 24 games and averaged 2.5 points, 1.5 rebounds and shot 62.9% from the floor ... Gonzaga was undefeated and advanced to the national championship game before losing to Baylor ... had a season-high 17 points and five rebounds against Dixie State ... of his 37 total rebounds, 22 came on the offensive glass ... prior to Gonzaga, he was named one of the top international prospects by Jonathan Givony in 2019 ... At the 2019 FIBA U19 World Cup, Ballo led Mali to its best-ever finish, placing second in the event ... He was named to the tournament's All-Star Five ... Mali fell to the United States in the tournament championship game, but Ballo finished with 15 points, grabbed seven rebounds and blocked three shots ... It was the highest-ever finish by a team from Africa, and no team from the continent had ever placed higher than 11th ... Ballo played in five games and led the tournament in rebounds (11.8 rpg) and blocks (3.8). He averaged 17.6 points and made 52.4 percent of his shots from the field, which both ranked seventh in the tournament ... Ballo led the tournament in efficiency (27.0 EFFPG) ... He was one of only six players that recorded three double-doubles in the event ... He grabbed 17 boards in two games, including a 21-point and 17-rebound performance in a quarterfinal win over Puerto Rico ... Ballo, who has been measured with a 7-6 wingspan, averaged 21 points and 17 rebounds at the FIBA Under-17 World Cup in Argentina in 2018 ... In pool play against the Dominican Republic, he scored 32 points and grabbed 32 rebounds ... Ballo helped Mali clinch their first-ever title at the FIBA U18 African Championship in 2018 at home, booking their third ticket to the U19 World Cup and second straight ... In addition to helping Mali win the U18 African crown, Ballo also was named to the All-Star Five as Mali claimed the title at the FIBA U16 African Championship 2017 - the country's first trophy at that age group which gave them back-to-back appearances at the FIBA U17 Basketball World Cup ... Ballo played at the NBA Academy Latin America in Mexico City alongside Arizona teammate Benedict Mathurin, and was one of the youngest participants in the Basketball Without Borders Global Camp at the NBA All-Star Weekend in Charlotte, N.C. ... He stood out at the Next Generation Showcase during the Final Four in Minneapolis ... Ballo had a breakout performance at the FIBA U16 African Championship. He averaged 14 points and 13 rebounds in just 21 minutes per game in the tournament.



# 2022-23 WILDCATS

## BALLO'S 2019-20 GAME-BY-GAME (GONZAGA) -REDSHIRT-

OPP	DATE	GS	MIN	FG-A	3FG-A	FT-A	OFF-DEF	TOT	PF	A	TO	BLK	STL	PTS
*KANSAS(6)	11/26/2020	5	0-1	0-0	0-0	0-1	1	2	0	2	0	0	0	0
*AUBURN	11/27/2020	7	2-3	0-0	0-0	0-1	1	2	0	1	0	1	0	4
*WEST VIRGINIA(11)	12/2/2020	10	1-1	0-0	4-5	2-1	3	1	0	0	0	0	0	6
*IOWA(3)	12/19/2020	9	3-3	0-0	0-0	0-1	1	1	0	1	0	0	0	6
NORTHWESTERN ST	12/21/2020	10	0-1	0-0	3-4	1-2	3	1	1	1	0	1	3	3
NORTHWESTERN ST	12/22/2020	5	0-1	0-0	0-2	1-0	1	0	0	0	0	1	0	0
*VIRGINIA(16)	12/26/2020	6	1-3	0-0	0-0	0-0	0	0	0	0	1	0	0	2
NORTHERN ARIZ.	12/28/2020	12	2-2	0-0	1-4	1-0	1	4	0	1	0	0	0	5
DIXIE ST	12/29/2020	12	6-6	0-0	5-9	1-4	5	1	1	1	0	2	17	17
SAN FRANCISCO	1/2/2021	6	0-0	0-0	0-0	1-0	1	1	0	2	0	0	0	0
BYU	1/7/2021	11	2-2	0-0	0-0	1-3	4	3	0	1	0	0	4	4
@PORTLAND	1/9/2021	11	3-5	0-0	0-1	2-1	3	1	0	2	2	0	0	6
PEPPERDINE	1/14/2021	3	0-1	0-0	0-0	1-1	2	1	0	0	0	0	0	0
@ST MARY'S	1/16/2021	3	0-1	0-0	0-0	0-1	1	0	0	0	1	0	0	0
PACIFIC	1/23/2021	13	0-1	0-0	0-0	1-2	3	1	1	1	1	0	0	0
@BYU	2/8/2021	1	0-1	0-0	0-0	0-0	0	1	0	0	0	0	0	0
ST. MARY'S	2/18/2021	4	0-1	0-0	2-2	0-0	0	0	0	0	1	0	0	2
SAN DIEGO	2/20/2021	4	0-0	0-0	0-0	1-0	1	2	0	1	0	0	0	0
SANTA CLARA	2/25/2021	3	1-1	0-0	0-0	1-1	2	0	0	0	0	0	0	2
LMU	2/27/2021	2	0-0	0-0	0-0	0-1	1	1	0	0	0	0	0	0
*ST MARY'S	3/8/2021	3	0-0	0-0	1-2	1-0	1	0	0	0	0	0	0	1
*NORFOLK ST	3/20/2021	6	1-1	0-0	0-0	0-2	2	0	0	1	1	0	0	2
*CREIGHTON(19)	3/28/2021	1	0-0	0-0	0-0	0-0	0	1	0	0	0	0	0	0
*USC(23)	3/30/2021	1	0-0	0-0	0-0	0-0	0	0	0	0	0	0	0	0
<b>TOTALS</b>		<b>148</b>	<b>22-35</b>	<b>0-0</b>	<b>16-29</b>	<b>15-22</b>	<b>37</b>	<b>24</b>	<b>3</b>	<b>16</b>	<b>6</b>	<b>5</b>	<b>60</b>	

## BALLO'S 2021-22 GAME-BY-GAME (ARIZONA)

OPP	DATE	GS	MIN	FG-A	3FG-A	FT-A	OFF-DEF	TOT	PF	A	TO	BLK	STL	PTS
NORTHERN ARIZ.	11/9/2021	10	1-3	0-0	6-6	5-4	9	1	0	1	2	0	0	8
UTRGV	11/12/2021	14	3-3	0-0	6-8	2-4	6	3	2	0	1	0	12	12
N. DAKOTA ST	11/16/2021	13	3-4	0-0	4-4	2-5	7	1	0	0	1	1	10	10
*WICHITA ST	11/19/2021	10	2-2	0-0	0-0	1-3	4	2	0	2	0	0	4	4
*MICHIGAN (4)	11/21/2021	11	0-2	0-0	1-2	3-2	5	1	1	1	0	0	1	1
SACRAMENTO ST	11/27/2021	21	3-6	0-0	1-2	1-4	5	1	2	2	3	0	7	7
@OREGON ST	12/5/2021	16	2-3	0-0	1-4	2-3	5	0	0	2	0	2	5	5
WYOMING	12/8/2021	13	3-6	0-0	0-0	1-0	1	4	1	0	1	0	6	6
@ILLINOIS	12/11/2021	11	3-6	0-0	0-0	0-2	2	1	0	0	0	0	6	6
N. COLORADO	12/15/2021	9	3-4	0-0	0-0	0-1	1	1	0	0	0	0	6	6
CAL BAPTIST	12/18/2021	20	5-6	0-0	0-2	4-6	10	1	2	2	5	1	10	10
@TENNESSEE(19)	12/22/2021	14	1-4	0-0	0-0	1-4	5	1	0	1	0	1	2	2
WASHINGTON	1/3/2022	6	0-0	0-0	0-0	2-0	2	2	1	0	0	0	0	0
COLORADO	1/13/2022	10	2-4	0-0	1-2	0-1	1	2	0	1	1	0	5	5
UTAH	1/15/2022	13	1-2	0-0	3-4	2-1	3	1	0	0	2	0	5	5
@STANFORD	1/20/2022	22	7-8	0-0	7-9	1-5	6	1	0	1	2	0	21	21
@CALIFORNIA	1/23/2022	19	4-5	0-0	6-7	2-1	3	1	0	0	2	0	14	14
@UCLA(7)	1/25/2022	11	3-3	0-0	1-2	1-2	3	1	0	2	0	0	7	7
ARIZONA ST	1/29/2022	19	4-6	0-0	6-9	3-2	5	1	2	1	0	0	14	14
UCLA(3)	2/3/2022	24	1-3	0-0	2-5	4-4	8	1	0	1	4	0	4	4
USC(19)	2/5/2022	16	2-4	0-0	0-0	1-4	5	2	1	0	1	0	4	4
@ARIZONA ST	2/7/2022	21	5-6	0-0	3-4	3-7	10	2	0	3	1	0	13	13
@WASHINGTON ST	2/10/2022	22	5-7	0-0	0-0	1-2	3	2	0	1	0	0	10	10
@WASHINGTON	2/12/2022	17	4-8	0-0	2-2	2-3	5	2	1	0	1	1	10	10
OREGON ST	2/17/2022	19	3-6	0-0	1-3	4-5	9	2	1	3	2	0	7	7
OREGON	2/19/2022	11	1-1	0-0	1-2	0-1	1	0	0	1	0	2	3	3
@UTAH	2/24/2022	16	1-3	0-0	2-2	3-5	8	3	0	1	1	0	4	4
@COLORADO	2/26/2022	17	3-4	0-0	0-0	2-2	4	2	1	2	0	2	6	6
@USC(16)	3/1/2022	25	5-7	0-0	1-3	1-4	5	1	0	0	1	0	11	11
STANFORD	3/3/2022	7	0-1	0-0	0-0	0-1	1	2	0	0	2	0	0	0
CALIFORNIA	3/5/2022	17	7-7	0-0	2-2	1-4	5	2	1	0	0	1	16	16
*STANFORD	3/10/2022	12	1-2	0-0	3-4	1-2	3	2	1	0	0	1	5	5
*COLORADO	3/11/2022	14	2-4	0-0	6-6	0-1	1	1	0	1	1	0	10	10
*UCLA(13)	3/12/2022	20	0-3	0-0	2-2	1-4	5	2	0	0	6	0	2	2
*WRIGHT ST	3/18/2022	18	0-1	0-0	0-0	1-2	3	1	2	2	3	0	0	0
*TCU	3/20/2022	15	1-1	0-0	0-1	0-4	4	4	2	1	1	0	2	2
*HOUSTON (15)	3/24/2022	10	1-3	0-0	0-0	0-0	0	3	0	1	0	1	2	2
<b>TOTALS</b>		<b>563</b>	<b>92-148</b>	<b>0-0</b>	<b>68-97</b>	<b>58-105</b>	<b>163</b>	<b>60</b>	<b>21</b>	<b>33</b>	<b>44</b>	<b>13</b>	<b>252</b>	

## BALLO'S CAREER STATS

YEAR	TM	G-S	MIN	FG-A	FG%	3P-A	3P%	FT-A	FT%	O-D	REB	A	S	BS	TO	PTS	AVG
19-20	GONZ	DNP	-	-	-	-	-	-	-	-	-	-	-	-	-	-	-
20-21	GONZ	24-0	148	22-35	.629	0-0	-	16-29	.552	15-22	37	3	5	6	16	60	2.5
21-22	ARI	37-0	563	92-148	.622	0-0	-	68-97	.701	58-105	163	21	13	44	33	252	6.8
<b>CAREER</b>		<b>61-0</b>	<b>711</b>	<b>114-183</b>	<b>.623</b>	<b>0-0</b>	<b>-</b>	<b>84-126</b>	<b>.667</b>	<b>73-127</b>	<b>200</b>	<b>24</b>	<b>18</b>	<b>50</b>	<b>49</b>	<b>312</b>	<b>5.1</b>

## BALLO'S SINGLE-GAME HIGHS

**POINTS:** 21 AT Stanford, 1/20/22  
**REBOUNDS:** 10, vs. California Baptist, 12/18/2021; at Arizona State, 2/7/2022  
**ASSISTS:** 2 - 6 times; last vs. TCU, 3/20/2022  
**STEALS:** 2 - 4 times; last at Colorado, 2/26/2022  
**BLOCKS:** 6 vs. UCLA, 3/12/2022  
**FG MADE:** 7 at Stanford, 1/20/2022; vs. California, 3/5/2022  
**FG ATTEMPTS:** 8 at Stanford, 1/20/2022; at Washington, 2/12/2022  
**3FG MADE:** N/A  
**3FG ATTEMPTS:** N/A  
**FT MADE:** 7 at Stanford, 1/20/2022  
**FT ATTEMPTS:** 9 vs. Dixie State, 12/29/2020; at Stanford, 1/20/2022; vs. Arizona State, 1/29/2022

## #13 | HENRI VEESAAR

### FRESHMAN

### 7-0 | 200 | CENTER

### TALLINN, ESTONIA | REAL MADRID

#### PRIOR TO ARIZONA

Veesaar played for Real Madrid youth program for three seasons before joining the Wildcats ... during the 2021-22 season, he averaged 10.2 points while playing 23.3 minutes per game ... he shot 67.3% from the floor and 35.2% from the 3-point line (19-54) and grabbed 4.8 rebounds per contest ... in the 2020-21 season, at the age of 17, he played in FIBA's U18 European Challengers event and averaged 16.2 points, 11.6 rebounds, 3.8 blocks and 2.6 assists ... he also participated with the Estonian senior national team in 2021, making him the youngest Estonian player to ever see action in a FIBA qualifier ... Veesaar hails from Tallinn, Estonia, which is approximately 120 miles north of Wildcat teammate Kerr Kriisa's hometown of Tartu, Estonia.

## #15 | GRANT WEITMAN

### JUNIOR

### 6-4 | 205 | GUARD

### TUCSON, ARIZONA | SALPOINTE HIGH SCHOOL

#### 2021-22 SEASON (SOPHOMORE)

Played a total of 26 minutes over 16 games ... scored a total of two points, making a layup against Cal (3/5) ... also added two rebounds.

#### 2020-21 SEASON (FRESHMAN)

Played in five games for a total of eight minutes ... grabbed a rebound against Northern Arizona (12/7) in his collegiate debut ... saw one minute of action against CSU Bakersfield (12/9), Washington (12/31) and Washington State (2/25) and played two minutes against Oregon State (1/14).

#### PRIOR TO ARIZONA

Joined the program as a walk-on after graduating from Salpointe Catholic High School in Tucson ... helped Salpointe win the Arizona Class 4A state championship as a senior, the first state title in school history ... scored 15 points in the state championship game ... Named Class 4A Kino Region's offensive player of the year and first team all-state ... Averaged nearly 16 points and five rebounds per game as a senior ... His father, Neal, played football at the University of San Diego.

## WEITMAN'S 2020-21 GAME-BY-GAME

OPP	DATE	GS	MIN	FG-A	3FG-A	FT-A	OFF-DEF	TOT	PF	A	TO	BLK	STL	PTS
NORTHERN ARIZ.	12/7/2020	2	0-0	0-0	0-0	0-1	1	0	0	0	0	0	0	0
CSU BAKERS.	12/9/2020	1	0-0	0-0	0-0	0-0	0	0	0	0	0	0	0	0
@WASHINGTON	12/31/2020	1	0-0	0-0	0-0	0-0	0	0	0	0	0	0	0	0
@OREGON ST	1/14/2021	2	0-0	0-0	0-0	0-0	0	0	0	0	0	0	0	0
WASHINGTON ST	2/25/2021	1	0-0	0-0	0-0	0-0	0	0	0	0	0	0	0	0
<b>TOTALS</b>		<b>7</b>	<b>0-0</b>	<b>0-0</b>	<b>0-0</b>	<b>0-1</b>	<b>1</b>	<b>0</b>	<b>0</b>	<b>0</b>	<b>0</b>	<b>0</b>	<b>0</b>	<b>0</b>

## WEITMAN'S 2021-22 GAME-BY-GAME

OPP	DATE	GS	MIN	FG-A	3FG-A	FT-A	OFF-DEF	TOT	PF	A	TO	BLK	STL	PTS
NORTHERN ARIZ.	11/9/2021	2	0-0	0-0	0-0	0-1	1	1	0	0	0	0	0	0
UTRGV	11/12/2021	3	0-1	0-1	0-0	0-1	1	0	0	1	0	0	0	0
N. DAKOTA ST	11/16/2021	3	0-0	0-0	0-0	0-0	0	0	0	0	0	0	0	0
*MICHIGAN (4)	11/21/2021	1	0-0	0-0	0-0	0-0	0	0	0	0	0	0	0	0
SACRAMENTO ST	11/27/2021	2	0-0	0-0	0-0	0-0	0	0	0	0	0	0	0	0
@OREGON ST	12/5/2021	1	0-1	0-1	0-0	0-0	0	1	0	0	0	0	0	0
WYOMING	12/8/2021	1	0-0	0-0	0-0	0-0	0	0	0	0	0	0	0	0
N. COLORADO	12/15/2021	2	0-0	0-0	0-0	0-0	0	0	0	0				



# 2022-23 WILDCATS

## #20 | TAUTVILAS TUBELIS

JUNIOR

6-7 | 220 | FORWARD

VILNIUS, LITHUANIA | VILNIUS BASKETBALL SCHOOL

### 2020-21 SEASON (FRESHMAN)

Appeared in five games, including three Pac-12 contests ... connected on one free throw in his debut against Northern Arizona (12/7) for his only point of the season ... grabbed his only rebound of the season against CSU Bakersfield (12/9) ... played a season-high three minutes in the win at Oregon State (1/14).

### PRIOR TO ARIZONA

Played for Lithuania at the FIBA U16 European Championships, playing seven games and helping the team to a seventh place finish ... Has most recently played for the Vilnius Basketball School in Lithuania ... Appeared in two games for U18 Rytas Vilnius at the Next Generation Tournament in Kaunas, including the title game win over Zalgiris Kaunas in February 2020 ... Joins his twin brother, Azuolas, as the first student-athletes from Lithuania to play at Arizona since Robertas Javtokas in 2000.

### T. TUBELIS' 2020-21 GAME-BY-GAME

OPP	DATE	GS	MIN	FG-A	3FG-A	FT-A	OFF-DEF	TOT	PF	A	TO	BLK	STL	PTS
NORTHERN ARIZ.	12/7/2020	2	0-0	0-0	1-2	0-0	0	0	0	0	0	0	0	1
CSU BAKERS.	12/9/2020	2	0-1	0-1	0-0	0-1	1	1	0	0	0	0	0	0
@WASHINGTON	12/31/2020	1	0-0	0-0	0-0	0-0	0	0	0	0	0	0	0	0
@OREGON ST	1/14/2021	3	0-1	0-1	0-0	0-0	0	0	0	0	0	0	0	0
WASHINGTON ST	2/25/2021	1	0-0	0-0	0-0	0-0	0	0	0	0	0	0	0	0
<b>TOTALS</b>		<b>9</b>	<b>0-2</b>	<b>0-2</b>	<b>1-2</b>	<b>0-1</b>	<b>1</b>	<b>1</b>	<b>0</b>	<b>0</b>	<b>0</b>	<b>0</b>	<b>0</b>	<b>1</b>

### T. TUBELIS' 2021-22 GAME-BY-GAME

OPP	DATE	GS	MIN	FG-A	3FG-A	FT-A	OFF-DEF	TOT	PF	A	TO	BLK	STL	PTS
NORTHERN ARIZ.	11/9/2021	2	0-0	0-0	0-0	0-0	0	0	0	0	0	0	0	0
UTRGV	11/12/2021	3	0-0	0-0	0-0	0-0	0	0	0	1	0	0	0	0
N. DAKOTA ST	11/16/2021	3	1-2	0-1	0-1	0-0	0	0	0	1	0	0	2	2
*MICHIGAN (4)	11/21/2021	1	1-1	0-0	0-0	0-0	0	0	0	0	0	0	0	2
SACRAMENTO ST	11/27/2021	2	0-1	0-0	0-0	0-0	0	1	0	1	0	0	0	0
@OREGON ST	12/5/2021	1	0-0	0-0	0-0	0-0	0	0	0	0	0	0	0	0
WYOMING	12/8/2021	1	0-0	0-0	0-0	0-0	0	0	0	0	0	0	0	0
N. COLORADO	12/15/2021	2	0-0	0-0	0-0	0-0	0	0	0	0	0	0	0	0
COLORADO	1/13/2022	1	0-0	0-0	0-0	0-0	0	0	0	0	0	0	0	0
@ARIZONA ST	2/7/2022	1	0-0	0-0	0-0	0-0	0	0	0	0	0	0	0	0
OREGON ST	2/17/2022	1	0-1	0-1	0-0	0-0	0	0	0	0	0	0	0	0
@UTAH	2/24/2022	1	0-0	0-0	0-0	0-0	0	0	0	0	0	0	0	0
CALIFORNIA	3/5/2022	3	0-2	0-1	0-0	0-0	0	0	0	0	0	0	0	0
*WRIGHT ST	3/18/2022	1	0-0	0-0	0-0	0-0	0	0	0	0	0	0	0	0
<b>TOTALS</b>		<b>23</b>	<b>2-7</b>	<b>0-3</b>	<b>0-1</b>	<b>0-0</b>	<b>0</b>	<b>1</b>	<b>0</b>	<b>3</b>	<b>0</b>	<b>0</b>	<b>0</b>	<b>4</b>

### T. TUBELIS' CAREER STATS

YEAR	TM	G-S	MIN	FG-A	FG%	3P-A	3P%	FT-A	FT%	O-D	REB	A	S	BS	TO	PTS	AVG
20-21	ARI	5-0	9	0-2	.000	0-2	.000	1-2	.500	0-1	1	0	0	0	0	1	0.2
21-22	ARI	14-0	23	2-7	.286	0-3	.000	0-1	.000	0-0	0	0	0	0	3	4	0.3
<b>CAREER</b>		<b>19-0</b>	<b>32</b>	<b>2-9</b>	<b>.222</b>	<b>0-5</b>	<b>.000</b>	<b>1-3</b>	<b>.333</b>	<b>0-1</b>	<b>1</b>	<b>0</b>	<b>0</b>	<b>0</b>	<b>3</b>	<b>5</b>	<b>0.3</b>

### T. TUBELIS' SINGLE-GAME HIGHS

POINTS: 2 vs. North Dakota State, 11/16/2021; vs. Michigan, 11/21/2021

REBOUNDS: 1 vs. CSU Bakersfield, 12/9/2020

ASSISTS: N/A

STEALS: N/A

BLOCKS: N/A

FG MADE: 1 vs. North Dakota State, 11/16/2021; vs. Michigan, 11/21/2021

FG ATTEMPTS: 2 vs. North Dakota State, 11/16/2021; vs. California, 3/5/2022

3FG MADE: N/A

3FG ATTEMPTS: 1 - 5 times; last vs. California, 3/5/2022

FT MADE: 1 vs. Northern Arizona, 12/7/2020

FT ATTEMPTS: 2 vs. Northern Arizona, 12/7/2020

## #21 | BEN ACKERLEY

SOPHOMORE

6-1 | 170 | GUARD

SEATTLE, WASHINGTON | EASTSIDE PREP

### 2021-22 SEASON (FRESHMAN)

Did not appear in any games.

### PRIOR TO ARIZONA

Played basketball at Eastside Prep in Seattle ... served as team captain as a junior and senior while also being named team MVP both seasons ... averaged 34.7 points, 11 rebounds, 9.3 assists and 3 steals per game as a senior ... helped Eastside Prep set new single-season win records in his junior and senior seasons ... his father, Ted, was on the track and field team at UCLA.

## #22 | JORDAN MAINS

SENIOR

6-6 | 200 | FORWARD

SCOTTSDALE, ARIZONA | PINNACLE H.S.

### 2021-22 SEASON (JUNIOR)

Played in 15 games for a total of 31 minutes ... scored 10 points and grabbed 12 rebounds on the year ... had two points and three rebounds against Cal (3/5).

### 2020-21 SEASON (SOPHOMORE)

Appeared in two games, playing a total of four minutes ... connected on a 3-point field goal against Northern Arizona (12/7) and also blocked a shot ... grabbed a rebound against CSU Bakersfield (12/9).

### 2019-20 SEASON (FRESHMAN)

After serving as a student manager for the first semester, he joined the team in January and appeared in two Pac-12 games... played one minute against Utah (1/16)... grabbed a rebound in a minute of action against Washington State (3/5).

### PRIOR TO ARIZONA

Played high school basketball at Pinnacle High School with Nico Mannion, where they won a state championship their junior and senior years... he was a third team all-state honoree and garnered first team all-academic honors... his brother, Nik, plays basketball at Northern Arizona... Mains' father, Matthew, played four years at Findlay College, an NAIA school in northwest Ohio, where he scored 1,177 points.

### MAINS' 2019-20 GAME-BY-GAME

OPP	DATE	GS	MIN	FG-A	3FG-A	FT-A	OFF-DEF	TOT	PF	A	TO	BLK	STL	PTS
UTAH	1/16/2020	1	0-0	0-0	0-0	0-0	0	0	0	0	0	0	0	0
@WASHINGTON	1/30/2020	0	0-0	0-0	0-0	0-0	0	0	0	0	0	0	0	0
WASHINGTON ST.	3/5/2020	1	0-0	0-0	0-0	0-1	1	2	0	1	0	0	0	0
<b>TOTALS (3 GAMES)</b>		<b>0</b>	<b>2</b>	<b>0-0</b>	<b>0-0</b>	<b>0-1</b>	<b>0-1</b>	<b>1</b>	<b>2</b>	<b>0</b>	<b>1</b>	<b>0</b>	<b>0</b>	<b>0</b>

### MAINS' 2020-21 GAME-BY-GAME

OPP	DATE	GS	MIN	FG-A	3FG-A	FT-A	OFF-DEF	TOT	PF	A	TO	BLK	STL	PTS
NORTHERN ARIZ.	12/7/2020	2	1-2	1-2	0-0	0-0	0	0	0	0	1	0	0	3
CS-BAKERSFIELD	12/9/2020	2	0-1	0-0	0-0	1-0	1	0	0	0	0	0	0	0
<b>TOTALS</b>		<b>4</b>	<b>1-3</b>	<b>1-2</b>	<b>0-0</b>	<b>1-0</b>	<b>1</b>	<b>0</b>	<b>0</b>	<b>0</b>	<b>1</b>	<b>0</b>	<b>0</b>	<b>3</b>

### MAINS' 2021-22 GAME-BY-GAME

OPP	DATE	GS	MIN	FG-A	3FG-A	FT-A	OFF-DEF	TOT	PF	A	TO	BLK	STL	PTS
NORTHERN ARIZ.	11/9/2021	3	0-1	0-1	1-2	1-1	2	0	0	0	0	0	0	1
UTRGV	11/12/2021	3	0-0	0-0	1-2	0-0	0	0	0	0	0	0	1	1
N. DAKOTA ST	11/16/2021	3	0-0	0-0	0-0	0-2	2	0	0	0	0	0	0	0
*MICHIGAN (4)	11/21/2021	1	1-1	0-0	0-0	0-0	0	0	0	0	0	0	0	2
SACRAMENTO ST	11/27/2021	4	0-0	0-0	2-2	1-0	1	1	0	0	0	0	2	2
@OREGON ST	12/5/2021	1	0-1	0-1	0-0	0-1	1	0	0	0	0	0	0	0
WYOMING	12/8/2021	3	0-0	0-0	0-0	0-1	1	0	0	0	0	0	1	0
N. COLORADO	12/15/2021	1	0-1	0-1	0-0	0-1	1	0	0	0	0	0	0	0
@STANFORD	1/20/2022	1	0-0	0-0	0-0	0-0	0	0	0	1	0	0	0	0
@CALIFORNIA	1/23/2022	2	0-1	0-0	0-0	1-0	1	0	0	0	0	0	0	0
@ARIZONA ST	2/7/2022	1	0-0	0-0	0-0	0-0	0	0	0	0	0	0	0	0
OREGON ST	2/17/2022	1	1-1	0-0	0-0	0-0	0	2	0	0	0	0	0	2
@UTAH	2/24/2022	1	0-0	0-0	0-0	0-0	0	0	0	0	0	0	0	0
CALIFORNIA	3/5/2022	2	1-1	0-0	0-0	1-2	3	1	0	1	0	0	2	2
*WRIGHT ST	3/18/2022	1	0-0	0-0	0-0	0-0	0	0	0	0	0	0	0	0
<b>TOTALS</b>		<b>28</b>	<b>3-7</b>	<b>0-3</b>	<b>4-6</b>	<b>4-8</b>	<b>12</b>	<b>4</b>	<b>0</b>	<b>2</b>	<b>0</b>	<b>2</b>	<b>0</b>	<b>10</b>

### MAINS' CAREER STATS

YEAR	TM	G-S	MIN	FG-A	FG%	3P-A	3P%	FT-A	FT%	O-D	REB	A	S	BS	TO	PTS	AVG
19-20	ARI	3-0	2	0-0	-	0-0	-	0-0	-	0-1	1	0	0	0	1	0	0.0
20-21	ARI	2-0	4	1-3	.333	1-2	.500	0-0	-	1-0	1	0	0	1	0	3	1.5
21-22	ARI	15-0	28	3-7	.429	0-3	.000	4-6	.667	4-8	12	0	2	0	2	10	0.7
<b>CAREER</b>		<b>20-0</b>	<b>34</b>	<b>4-10</b>	<b>.400</b>	<b>1-5</b>	<b>.200</b>	<b>4-6</b>	<b>.667</b>	<b>5-9</b>	<b>14</b>	<b>0</b>	<b>2</b>	<b>1</b>	<b>3</b>	<b>13</b>	<b>0.7</b>

### MAINS' SINGLE-GAME HIGHS

POINTS: 3 vs. Northern Arizona, 12/7/2020

REBOUNDS: 3 vs. California, 3/5/2022

ASSISTS: N/A

STEALS: 1 vs. UTRGV, 11/12/2021; vs. Wyoming, 12/8/2021

BLOCKS: 1 vs. Northern Arizona, 12/7/2020

FG MADE: 1 - 4 times; last vs. California, 3/5/2022

FG ATTEMPTS: 2 vs. Northern Arizona, 12/7/2020

3FG MADE: 1 vs. Northern Arizona, 12/7/2020

3FG ATTEMPTS: 2 vs. Northern Arizona, 12/7/2020

FT MADE: 2 vs. Sacramento State, 11/27/2021

FT ATTEMPTS: 2 vs. Northern Arizona, 11/9/2021; vs. UTRGV, 11/12/2021; vs. Sacramento State, 11/27/2021



# 2022-23 WILDCATS

**#23 | MATTHEW LANG**  
**GRADUATE STUDENT**  
**6-3 | 185 | GUARD**  
**PORTLAND, ORE. | UNIVERSITY OF GONZAGA**

### PRIOR TO ARIZONA

Was a member of the men's basketball team at Gonzaga the last four seasons ... appeared in 55 games and scored a total of 40 points ... was 9 of 26 from the 3-point line in his career ... attended Jesuit High School in Portland, Ore. ... averaged 15.4 points per game as a senior ... Lang is a graduate transfer and will be pursuing his Master's in the Eller College of Business.

### LANG'S 2018-19 GAME-BY-GAME (GONZAGA)

OPP	DATE	GS	MIN	FG-A	3FG-A	FT-A	OFF-DEF	TOT	PF	A	TO	BLK	STL	PTS
N. DAKOTA ST	11/26/2018	6	0-0	0-0	0-0	0-0	0	0	0	1	0	0	0	0
TX-ARLINGTON	12/18/2018	2	0-1	0-1	0-0	0-0	0	0	0	0	0	0	0	0
DENVER	12/21/2018	3	0-0	0-0	0-0	0-0	0	0	0	0	0	0	0	0
CS-BAKERSFIELD	12/31/2018	1	1-1	1-1	0-0	0-0	0	0	0	0	0	0	0	3
SANTA CLARA	1/5/2019	2	1-1	0-0	0-0	1-0	1	0	0	0	0	0	0	2
PACIFIC	1/10/2019	2	0-0	0-0	0-0	0-0	0	0	0	0	0	0	0	0
@PORTLAND	1/19/2019	1	1-1	0-0	1-1	1-0	1	0	0	0	0	0	0	3
ST MARY'S	2/9/2019	3	0-0	0-0	0-0	1-0	1	0	0	0	0	0	0	0
BYU	2/23/2019	1	0-0	0-0	0-0	0-0	0	0	0	0	0	0	0	0
*PEPPERDINE	3/11/2019	0	0-0	0-0	0-0	0-0	0	0	0	0	0	0	0	0
*F. DICKINSON	3/21/2019	1	0-1	0-1	0-0	1-0	1	0	0	0	0	0	0	0

### LANG'S 2019-20 GAME-BY-GAME (GONZAGA)

OPP	DATE	GS	MIN	FG-A	3FG-A	FT-A	OFF-DEF	TOT	PF	A	TO	BLK	STL	PTS
ALABAMA ST	11/5/2019	3	1-1	1-1	0-0	0-0	0	1	0	1	0	0	0	3
UA PINE BLUFF	11/9/2019	7	0-0	0-0	0-0	0-0	0	2	1	0	0	0	0	0
NORTH DAKOTA	11/12/2019	3	0-0	0-0	0-0	0-0	0	0	0	0	0	0	0	0
@TEXAS A&M	11/15/2019	2	0-0	0-0	0-0	0-0	0	0	0	0	0	0	0	0
CS-BAKERSFIELD	11/23/2019	4	0-1	0-1	0-0	0-1	1	0	0	0	0	1	0	0
*SOUTHERN MISS	11/27/2019	3	1-1	1-1	0-0	0-0	0	0	0	0	0	0	0	3
*MICHIGAN	11/29/2019	1	0-0	0-0	0-0	0-0	0	0	0	0	0	0	0	0
TEXAS SOUTHERN	12/4/2019	5	0-3	0-2	0-0	0-0	0	0	0	0	0	0	0	0
EASTERN WASH.	12/21/2019	3	1-1	1-1	0-0	0-0	0	0	0	0	0	0	0	3
DETROIT	12/30/2019	4	1-1	1-1	0-0	1-0	1	0	0	0	0	0	0	3
@SAN DIEGO	1/9/2020	4	0-0	0-0	0-0	0-1	1	0	1	0	0	1	0	0
@LOYOLA MARYMT.	1/11/2020	2	0-1	0-1	0-0	0-0	0	0	0	0	0	0	0	0
SANTA CLARA	1/16/2020	6	0-1	0-1	0-0	0-0	0	0	0	0	0	1	0	0
BYU	1/18/2020	1	0-0	0-0	0-0	0-0	0	1	0	1	0	0	0	0
PACIFIC	1/25/2020	4	0-1	0-1	0-0	0-0	0	0	1	0	0	0	0	0
@SAN FRANCISCO	2/1/2020	0	0-0	0-0	0-0	0-0	0	0	0	0	0	0	0	0
LOYOLA MARYMT.	2/6/2020	2	0-1	0-1	0-0	0-0	0	1	0	1	0	0	0	0
@ST. MARY'S	2/8/2020	3	0-0	0-0	0-0	0-0	0	0	0	0	0	0	0	0
SAN DIEGO	2/27/2020	3	0-1	0-1	0-0	0-0	0	1	0	0	0	0	0	0
ST. MARY'S	2/29/2020	0	0-0	0-0	0-0	0-0	0	0	0	0	0	0	0	0
*ST. MARY'S	3/10/2020	1	0-0	0-0	0-0	0-0	0	0	0	0	0	0	0	0

### LANG'S 2020-21 GAME-BY-GAME (GONZAGA)

OPP	DATE	GS	MIN	FG-A	3FG-A	FT-A	OFF-DEF	TOT	PF	A	TO	BLK	STL	PTS
*AUBURN	11/27/2020	1	0-0	0-0	0-0	0-0	0	0	0	0	0	0	0	0
@SAN FRANCISCO	2/13/2021	2	0-0	0-0	0-0	0-0	0	1	0	0	0	0	0	0
ST. MARY'S	2/18/2021	2	1-1	1-1	0-0	0-0	0	0	0	0	0	0	0	3
SAN DIEGO	2/20/2021	3	0-0	0-0	0-0	0-0	0	0	0	0	0	0	0	0
LOYOLA MARYMT.	2/27/2021	1	0-0	0-0	0-0	0-0	0	0	0	0	0	0	0	0
*NORFOLK ST.	3/20/2021	2	0-0	0-0	0-0	0-0	0	0	0	0	0	0	0	0

### LANG'S 2021-22 GAME-BY-GAME (GONZAGA)

OPP	DATE	GS	MIN	FG-A	3FG-A	FT-A	OFF-DEF	TOT	PF	A	TO	BLK	STL	PTS
DIXIE ST	11/9/2021	3	1-1	0-0	0-0	0-0	0	0	0	0	0	0	0	2
ALCORN ST	11/15/2021	4	0-0	0-0	0-0	0-2	2	1	0	0	0	0	0	0
BELLARMINE	11/19/2021	3	0-0	0-0	0-0	0-1	1	0	0	0	0	0	0	0
*CENTRAL MICH.	11/22/2021	5	2-3	1-2	0-0	2-2	4	0	0	0	0	0	0	5
MERRIMACK	12/9/2021	2	0-0	0-0	0-0	0-0	0	1	0	0	0	0	0	0
NORTHERN ARIZ	12/20/2021	5	1-2	0-1	0-0	0-1	1	0	1	0	0	0	0	2
NORTH ALABAMA	12/28/2021	5	1-1	0-0	0-0	0-0	0	1	0	1	0	0	0	2
PEPPERDINE	1/8/2022	3	1-1	1-1	0-0	0-0	0	1	1	0	0	1	3	3
BYU	1/13/2022	4	0-1	0-1	0-0	0-1	1	0	0	0	0	0	0	0
@SANTA CLARA	1/15/2022	4	1-2	1-2	0-0	0-1	1	0	0	0	0	0	0	3
LOYOLA MARYMT.	1/27/2022	3	0-0	0-0	0-0	0-0	0	1	2	0	0	0	0	0
PORTLAND	1/29/2022	2	0-1	0-1	0-0	0-1	1	1	0	0	0	0	0	0
@SAN DIEGO	2/3/2022	2	0-0	0-0	0-0	0-0	0	0	0	0	0	0	0	0
@BYU	2/5/2022	2	0-0	0-0	0-0	0-2	2	0	0	1	0	0	0	0
PACIFIC	2/10/2022	3	0-0	0-0	0-0	0-1	1	0	0	0	0	0	0	0
SANTA CLARA	2/19/2022	3	0-1	0-1	0-0	0-0	0	0	0	0	0	0	0	0
*GEORGIA ST	3/17/2022	1	0-1	0-1	0-0	0-0	0	1	0	0	0	0	0	0

### LANG'S CAREER STATS

YEAR	TM	G-S	MIN	FG-A	FG%	3P-A	3P%	FT-A	FT%	O-D	REB	A	S	BS	TO	PTS	AVG
18-19	GONZ	11-0	22	3-5	.600	1-3	.333	1-1	1.000	4-0	4	0	0	0	1	8	0.7
19-20	GONZ	21-0	61	4-13	.308	4-12	.333	0-0	-	1-2	3	3	3	0	3	12	0.6
20-21	GONZ	6-0	11	1-1	1.000	1-1	1.000	0-0	-	0-0	0	0	0	0	0	3	0.5
21-22	GONZ	17-1	54	7-14	.500	3-10	.300	0-0	-	2-12	14	4	1	0	2	17	1.0
CAREER		55-1	148	15-33	.455	9-26	.346	1-1	1.000	7-14	21	7	4	0	6	40	0.7

### LANG'S SINGLE-GAME HIGHS

**POINTS:** 5 vs. Central Michigan, 11/22/2021  
**REBOUNDS:** 4 vs. Central Michigan, 11/22/2021  
**ASSISTS:** 2 vs. Loyola Marymount, 1/27/2022  
**STEALS:** 1 - 4 times; last vs. Pepperdine, 1/8/2022  
**BLOCKS:** N/A  
**FG MADE:** 2 vs. Central Michigan, 11/22/2021  
**FG ATTEMPTS:** 3 vs. Texas Southern, 12/4/2019; vs. Central Michigan, 11/22/2021  
**3FG MADE:** 1 - 9 times; last at Santa Clara, 1/15/2022  
**3FG ATTEMPTS:** 2 vs. Texas Southern, 12/4/2019; vs. Central Michigan, 11/22/2021; at Santa Clara, 1/15/2022  
**FT MADE:** 1 at Portland, 1/19/2019  
**FT ATTEMPTS:** 1 at Portland, 1/19/2019

### #24 | LUKE CHAMPION

**JUNIOR**

**6-8 | 205 | FORWARD**

**SUWANEE, GA. | MISSOURI WESTERN STATE**

### PRIOR TO ARIZONA

Played in four games at Missouri Western State University (D-II) during the 2021-22 season ... as a freshman in 2020-21, he appeared in six games at Samford (D-I) and averaged 1.3 points and 1.2 rebounds ... due to the COVID-19 pandemic, that season at Samford did not count towards his eligibility ... played high school basketball at Lambert High School in Suwanee, Georgia, where he won 20 games multiple years and participated in 2019 North Georgia All-Star game.

### CHAMPION'S 2020-21 GAME-BY-GAME (SAMFORD)

OPP	DATE	GS	MIN	FG-A	3FG-A	FT-A	OFF-DEF	TOT	PF	A	TO	BLK	STL	PTS
COVENANT	12/1/2020	1	0-2	0-2	0-0	0-0	0	0	0	0	0	0	0	0
BELHAVEN	12/21/2020	8	2-4	2-3	2-2	1-3	4	1	0	1	0	0	0	8
UNCG	1/4/2021	1	0-0	0-0	0-0	0-0	0	0	0	1	0	0	0	0
@VMI	2/13/2021	6	0-2	0-2	0-0	0-0	0	0	0	0	0	0	0	0
@FURMAN	2/17/2021	9	0-2	0-2	0-0	0-1	1	0	0	1	0	1	0	1
*MERCER	3/5/2021	5	0-2	0-2	0-0	0-2	2	0	1	0	0	0	0	0
TOTALS		30	2-12	2-11	2-2	1-6	7	1	1	3	0	1	1	8

### #25 | KERR KRIISA

**JUNIOR**

**6-3 | 180 | GUARD**

**TARTU, ESTONIA | ZALGIRIS KAUNAS**

### 2021-22 SEASON (SOPHOMORE)

Recorded the 10th triple-double in Arizona basketball history when he went for a career-high 21 points (7-10 3FG), 10 rebounds and 10 assists at Utah (2/24) ... in the first half of the game at Utah, he was 7 of 7 from the 3-point line, capped off by making a half-court shot as the halftime buzzer went off ... ranked second in the Pac-12 in assists per game (4.7) ... ranked third in the Pac-12 in 3FG made per game (2.42) ... ranked fourth in the Pac-12 in assist-to-turnover ratio (2.15) ... his 155 assists helped Arizona set a new team single-season record for assists (726) ... made 80 3FG on the year, the ninth-most in a season in Arizona history ... his 238 3FG attempts rank as the fourth-most in a season in Arizona history ... played in 33 games, making 31 starts ... averaged 9.7 points, 4.7 assists and 2.5 rebounds ... scored in double figures 15 times ... connected on at least 2 3FG in a game 23 times ... was 24 of 26 from the free throw line in Pac-12 play ... sprained his ankle in the closing minute of the win over Stanford (3/10) in the Pac-12 Tournament and missed the semifinal game against Colorado and the championship game against UCLA ... set his career high with 21 points (6-9 3FG) in the win over Washington (1/3) ... in home wins over UCLA (2/3) and USC (2/5), he had 16 points and 13 points, respectively.

### 2020-21 SEASON (FRESHMAN)

Was not cleared to play by the NCAA until Feb. 4 ... appeared in eight total games but averaged 23.1 minutes per game, making five starts ... averaged 5.5 points and 2.4 assists per contest while shooting 36.8% from the 3-point line ... did not score in his debut at Utah (2/4) but did have one steal ... connected on a 3-point field goal at Colorado (2/6) for his first collegiate points ... was 4 of 9 from the 3-point line on his way to 12 points against Oregon (2/13) while also dishing out five assists ... went 3 of 5 from long range and finished with nine points in the win at USC (2/20) ... closed the season with six points and four assists at Oregon (3/1).



# 2022-23 WILDCATS

## PRIOR TO ARIZONA

Spent the 2019-20 season playing for Prienai CBet and Zalgiris II Kaunas in Lithuania ... Averaged nearly 14 point and six assists per game with Zalgiris ... Named MVP at the Kaunas Qualifying Tournament, which was part of the Euroleague Basketball Next Generation Tournament ... Has experience playing with the Estonian senior and junior national team, and was a driving force behind Estonia's first-ever win over the Lithuanian national team in the Summer of 2020 ... His father, Valmo, was a professional basketball player in Estonia ... Kriisa is the first student-athlete from Estonia to sign with Arizona since at least 1996-97 ... was given his first name by his father, who was a fan of Arizona legend and NBA champion Steve Kerr.

### KRIISA'S 2020-21 GAME-BY-GAME

OPP	DATE	GS	MIN	FG-A	3FG-A	FT-A	OFF-DEF	TOT	PF	A	TO	BLK	STL	PTS
@UTAH	2/4/2021		19	0-2	0-2	0-0	0-0	0	1	2	0	0	1	0
@COLORADO	2/6/2021		16	1-4	1-4	0-0	1-0	1	2	1	0	0	0	3
OREGON ST	2/11/2021	G	20	2-7	2-6	2-2	0-0	0	1	1	1	0	0	8
OREGON	2/13/2021	G	24	4-9	4-9	0-0	0-1	1	3	5	2	0	0	12
@UCLA	2/18/2021	G	24	1-3	1-3	0-0	0-0	0	0	2	3	0	0	3
@USC(17)	2/20/2021	G	27	3-6	3-5	0-0	0-0	0	1	4	1	0	0	9
WASHINGTON	2/27/2021		23	1-5	1-4	0-0	0-1	1	2	0	2	0	0	3
@OREGON	3/1/2021	G	30	2-6	2-5	0-0	0-1	1	2	4	1	0	2	6
<b>TOTALS</b>			<b>183</b>	<b>14-42</b>	<b>14-38</b>	<b>2-2</b>	<b>1-3</b>	<b>4</b>	<b>12</b>	<b>19</b>	<b>10</b>	<b>0</b>	<b>3</b>	<b>44</b>

### KRIISA'S 2021-22 GAME-BY-GAME

OPP	DATE	GS	MIN	FG-A	3FG-A	FT-A	OFF-DEF	TOT	PF	A	TO	BLK	STL	PTS
NORTHERN ARIZ.	11/9/2021	G	29	6-14	4-10	1-2	1-1	2	0	5	0	0	2	17
UTRGV	11/12/2021	G	18	3-6	3-6	0-0	0-2	2	2	2	1	0	1	9
N. DAKOTA ST	11/16/2021	G	22	4-8	4-8	0-1	0-0	0	1	3	1	0	1	12
*WICHITA ST	11/19/2021	G	34	3-11	2-10	4-6	1-3	4	3	6	2	0	1	12
*MICHIGAN(4)	11/21/2021	G	29	3-12	1-8	0-0	0-2	2	1	7	0	1	4	7
SACRAMENTO ST	11/27/2021	G	18	1-5	1-3	0-0	1-2	3	3	9	2	0	0	3
@OREGON ST	12/5/2021	G	29	4-12	3-9	0-0	0-1	3	3	5	1	0	0	11
WYOMING	12/8/2021	G	29	6-12	5-10	0-0	0-1	1	1	5	4	0	0	17
@ILLINOIS	12/11/2021	G	38	7-16	2-8	3-4	3-5	8	1	5	4	0	0	19
N. COLORADO	12/15/2021	G	35	5-9	2-6	5-6	0-2	2	1	7	3	0	0	17
CAL BAPTIST	12/18/2021	G	24	2-5	2-5	0-0	0-3	3	2	5	1	0	0	6
@TENNESSEE(19)	12/22/2021	G	38	3-10	3-10	2-2	1-2	3	5	3	4	0	0	11
WASHINGTON	1/3/2022	G	36	1-0	6-9	3-3	0-0	0	3	3	2	0	1	21
COLORADO	1/13/2022	G	33	1-4	0-3	0-0	0-2	2	1	10	4	0	1	2
@STANFORD	1/20/2022	G	31	2-7	1-5	2-2	0-4	4	2	7	4	0	1	7
@CALIFORNIA	1/23/2022	G	29	4-9	4-9	1-2	0-1	1	2	3	1	1	0	13
@UCLA(7)	1/25/2022	G	35	0-12	0-9	0-0	0-2	2	1	6	4	0	0	0
ARIZONA ST	1/29/2022	G	30	2-8	2-8	0-0	0-0	0	3	1	2	0	0	6
UCLA(3)	2/3/2022	G	32	4-14	3-10	5-6	0-1	1	3	5	2	0	0	16
USC(19)	2/5/2022	G	33	4-7	3-5	2-2	0-5	5	3	2	4	0	0	13
@ARIZONA ST	2/7/2022	G	23	1-4	1-3	0-0	0-2	2	2	5	4	0	0	3
@WASHINGTON ST	2/10/2022	G	26	2-7	2-5	0-0	0-2	2	0	2	3	0	0	6
@WASHINGTON	2/12/2022	G	32	2-9	2-9	0-0	1-0	1	2	4	2	0	3	6
OREGON ST	2/17/2022	G	24	2-4	2-4	0-0	0-2	2	1	6	1	1	0	6
OREGON	2/19/2022	G	34	3-8	3-8	0-0	0-3	3	0	3	4	0	0	9
@UTAH	2/24/2022	G	31	7-11	7-10	0-0	1-9	10	2	10	4	0	0	21
@COLORADO	2/26/2022	G	29	1-6	1-6	2-2	0-2	2	1	5	3	0	0	5
@USC(16)	3/1/2022	G	36	5-13	4-10	4-4	2-2	4	1	4	0	0	1	18
STANFORD	3/3/2022	G	36	2-6	2-6	1-1	0-0	0	1	7	1	0	1	7
CALIFORNIA	3/5/2022		22	0-0	0-0	4-4	1-2	3	0	3	0	0	0	4
*STANFORD	3/10/2022	G	33	3-11	3-9	1-2	0-1	1	1	5	0	0	2	10
*TCU	3/20/2022		27	1-10	1-10	0-0	1-1	2	3	1	2	0	0	3
*HOUSTON (15)	3/24/2022	G	19	1-7	1-7	0-0	2-2	4	4	1	2	0	0	3
<b>TOTALS</b>			<b>974</b>	<b>100-287</b>	<b>80-238</b>	<b>40-49</b>	<b>17-67</b>	<b>84</b>	<b>59</b>	<b>155</b>	<b>72</b>	<b>3</b>	<b>19</b>	<b>320</b>

### KRIISA'S CAREER STATS

YEAR	TM	G-S	MIN	FG-A	FG%	3P-A	3P%	FT-A	FT%	O-D	REB	A	S	BS	TO	PTS	AVG
20-21	ARI	8-5	183	14-42	.333	14-38	.368	2-2	1.000	1-3	4	19	3	0	10	44	5.5
21-22	ARI	33-31	974	100-287	.348	80-238	.336	40-49	.816	17-67	84	155	19	3	72	320	9.7
<b>CAREER</b>		<b>41-36</b>	<b>1157</b>	<b>114-329</b>	<b>.347</b>	<b>94-276</b>	<b>.341</b>	<b>42-51</b>	<b>.824</b>	<b>18-70</b>	<b>88</b>	<b>174</b>	<b>22</b>	<b>3</b>	<b>82</b>	<b>364</b>	<b>8.9</b>

### KRIISA'S SINGLE-GAME HIGHS

**POINTS:** 21 VS. Washington, 1/3/2022; at Utah, 2/24/2022  
**REBOUNDS:** 10 at Utah, 2/24/2022  
**ASSISTS:** 10 vs. Colorado, 1/13/2022; at Utah, 2/24/2022  
**STEALS:** 4 vs. Michigan, 11/21/2021  
**BLOCKS:** 1 vs. Michigan, 11/21/2021; at California, 1/23/2022; vs. Oregon State, 2/17/2022  
**FG MADE:** 7 at Illinois, 12/11/2021; at Utah, 2/24/2022  
**FG ATTEMPTS:** 16 at Illinois, 12/11/2021  
**3FG MADE:** 7 at Utah, 2/24/2022  
**3FG ATTEMPTS:** 10 - 8 times; last vs. TCU, 3/20/2022  
**FT MADE:** 5 vs. Northern Colorado, 12/15/2021; vs. UCLA, 2/3/2022  
**FT ATTEMPTS:** 6 vs. Wichita State, 11/19/2021; vs. Northern Colorado, 12/15/2021; vs. UCLA, 2/3/2022

## #33 | WILL MENAUGH

### SOPHOMORE

6-10 | 245 | FORWARD

TUCSON, ARIZONA | CATALINA FOOTHILLS

### 2021-22 SEASON (FRESHMAN)

Did not appear in any games.

### PRIOR TO ARIZONA

Played basketball for four years at Catalina Foothills High School in Tucson ... named Arizona 5A Player of the Year as a senior ... as team captain his senior year, he helped CFHS win the first state championship in school history ... averaged 15 points, eight rebounds, two assists and two blocked shots per game ... as a junior, earned Kino Region Defensive Player of the Year as well as first team all-conference honors ... picked up scholar-athlete awards each of his four years in high school ... was a middle blocker on the boys volleyball team for two seasons ... both parents, Brice and Jill, also graduated from the University of Arizona.

## #42 | LUC KRYSKOWIAK

### REDSHIRT SOPHOMORE

6-4 | 195 | GUARD

SALT LAKE CITY, UTAH | IRVINE VALLEY COLLEGE

### PRIOR TO ARIZONA

Played 26 games at Irvine Valley College during the 2021-22 season, averaging 14.8 points and 8.1 rebounds per game and was first team all-conference ... shot 39% from the 3-point line and 50.2% overall from the field ... was a member of the University of Utah men's basketball program during the 2020-21 season, appearing in two games ... averaged 17.5 points and 6.9 rebounds as a senior at Brighton High School and earned third team all-state as a senior ... his dad, Larry, was the head coach at Utah (2011-21) and also played in the NBA for nine seasons (1987-95) ... his brother, Cam, plays basketball at Dartmouth.

### KRYSKOWIAK'S 2020-21 GAME-BY-GAME (UTAH)

OPP	DATE	GS	MIN	FG-A	3FG-A	FT-A	OFF-DEF	TOT	PF	A	TO	BLK	STL	PTS
IDAHO	12/18/2020		4	0-0	0-0	2-2	0-2	2	0	0	1	0	0	2
@OREGON ST	2/18/2021		0	0-0	0-0	0-0	0-0	0	0	0	0	0	0	0

## #44 | DYLAN ANDERSON

### FRESHMAN

7-0 | 240 | FORWARD

GILBERT, ARIZ. | PERRY H.S.

### PRIOR TO ARIZONA

Two-time Gatorade Player of the Year in the state of Arizona ... just the fifth player in state history to be named Gatorade Player of the Year in the state of Arizona multiple times, joining Jerryd Bayless, Nico Mannion, Alex Barcello and Corey Hawkins ... former Arizona standout Channing Frye was also named the state player of the year in 2001 ... helped Gilbert Perry High School to a 25-5 record and it's first state title in boys basketball as a senior ... as a senior, he posted 13 points, 11 rebounds and nearly two blocked shots per game ... verbally committed to Arizona just days after Tommy Lloyd was hired as the head coach ... averaged 17.1 points, 11.5 rebounds and 2.3 blocked shots per game as a junior.





# 2022-23 WILDCATS

**#45 | CEDRIC HENDERSON JR.**  
**5TH YEAR**  
**6-6 | 200 | GUARD/FORWARD**  
**MEMPHIS, TENN. | CAMPBELL UNIVERSITY**

### PRIOR TO ARIZONA

Is a graduate transfer for the Wildcats after playing the last three seasons at Campbell University and was a two-time All-Big South Conference performer ... began his college career at Southwest Tennessee Community College, where he was named Freshman of the Year and first team all-conference in the Tennessee Community College Athletic Association ... scored in double figures 66 times in 87 games played at Campbell ... scored 1,196 career points (13.7 ppg) and shot 52.3% from the field for his career, which ranks sixth in CU history ... as a senior with the Camels, he ranked second in the Big South in field goal percentage (49.8%) and 13th in scoring (14.0) ... has three career double-doubles to his credit ... attended Briarcrest Christian School just outside Memphis ... son of Cedric and Marlene Henderson ... Cedric Sr. played college basketball at Memphis (1994-97) and five seasons in the NBA for the Cleveland Cavaliers and Golden State Warriors ... earned his undergraduate degree from Campbell in Information Technology & Security ... Cedric Jr. is an experienced computer coder.

### HENDERSON'S 2019-20 GAME-BY-GAME (CAMPBELL)

OPP	DATE	GS	MIN	FG-A	3FG-A	FT-A	OFF-DEF	TOT	PF	A	TO	BLK	STL	PTS
@COASTAL CAR.	11/5/2019	F	21	4-6	3-4	4-4	1-1	2	2	0	2	1	1	15
CENTRAL PENN.	11/8/2019	G	15	2-3	1-1	0-0	2-2	4	2	1	2	0	1	5
@UNCW	11/12/2019	G	46	5-7	0-1	0-0	1-5	6	4	3	0	0	2	10
@CITADEL	11/16/2019	F	24	5-8	3-4	0-0	1-3	4	3	3	2	0	1	13
JACKSONVILLE	11/25/2019	G	26	4-5	0-1	0-0	0-2	2	2	1	1	0	1	8
*GEORGIA SO.	11/29/2019	G	25	6-6	0-0	0-0	0-3	3	3	1	1	1	0	12
@FGCU	11/30/2019	G	33	4-6	1-2	1-2	2-5	7	1	2	3	0	2	10
*NORTH DAKOTA	12/1/2019	G	33	7-9	0-0	2-2	0-3	3	2	2	0	1	0	16
@ECU	12/14/2019	G	33	6-9	1-3	5-5	3-3	6	4	1	3	3	0	18
ELON	12/17/2019	F	34	6-12	2-3	1-2	2-1	3	2	2	1	1	0	15
JOHNSON & WALES	12/21/2019	G	20	2-3	1-1	4-4	0-1	1	2	1	1	1	4	9
@OHIO	12/29/2019	G	34	5-9	2-3	5-6	0-4	4	2	0	1	0	0	17
GARDNER-WEBB	1/2/2020	G	36	6-13	1-3	1-1	1-1	2	1	4	1	1	1	14
WINTHROP	1/4/2020	G	29	5-7	1-3	2-3	1-5	6	2	1	2	1	0	13
@NC-ASHVILLE	1/8/2020	G	30	1-4	0-0	0-0	2-1	3	1	4	5	0	0	2
@RADFORD	1/11/2020	G	34	6-10	4-7	1-3	1-4	5	4	3	2	3	0	17
CHARLESTON SO.	1/16/2020	G	28	2-4	0-0	2-4	0-4	4	2	0	1	0	1	6
LONGWOOD	1/18/2020	G	27	5-9	0-2	1-2	3-6	9	1	2	0	0	0	11
@PRESBYTERIAN	1/20/2020	G	32	6-11	2-4	5-5	0-2	2	2	5	2	0	2	19
@HAMPTON	1/23/2020	G	27	5-12	1-3	1-1	2-1	3	4	1	1	0	0	12
HIGH POINT	1/30/2020	G	18	2-6	0-3	2-2	1-2	3	3	0	3	0	1	6
@USC UPSTATE	2/1/2020	G	32	8-11	1-2	4-4	1-7	8	2	1	3	1	1	21
@WINTHROP	2/6/2020	G	32	4-8	0-2	2-3	0-4	4	2	0	3	1	0	10
PRESBYTERIAN	2/8/2020	G	34	11-14	1-2	2-2	3-7	10	1	3	1	0	2	25
@LONGWOOD	2/10/2020	G	33	3-8	1-3	3-4	1-4	5	2	4	2	0	2	10
HAMPTON	2/13/2020	G	21	3-9	2-4	1-1	2-1	3	1	0	1	0	1	9
RADFORD	2/15/2020	G	27	7-10	3-3	0-0	0-4	4	3	0	1	1	0	17
@CHARLESTON SO.	2/20/2020	F	31	4-8	0-1	2-4	1-7	8	2	3	0	1	1	10
@GARDNER-WEBB	2/22/2020	F	33	6-9	1-1	0-0	1-5	6	3	3	0	0	1	13
NC-ASHVILLE	2/29/2020	G	29	2-7	0-3	2-3	0-3	3	3	4	3	0	0	6
@NC-ASHVILLE	3/3/2020	F	31	6-13	1-4	2-4	1-6	7	2	1	1	0	0	15
<b>TOTALS</b>			<b>908</b>	<b>148-256</b>	<b>33-73</b>	<b>55-71</b>	<b>33-107</b>	<b>140</b>	<b>70</b>	<b>56</b>	<b>49</b>	<b>19</b>	<b>26</b>	<b>384</b>

### HENDERSON'S 2020-21 GAME-BY-GAME (CAMPBELL)

OPP	DATE	GS	MIN	FG-A	3FG-A	FT-A	OFF-DEF	TOT	PF	A	TO	BLK	STL	PTS
ST. ANDREWS PRES.	11/30/2020	G	25	5-8	0-2	3-6	2-6	8	2	0	2	1	3	13
@JACKSONVILLE	12/8/2020	G	36	11-16	3-5	1-2	0-5	5	3	1	4	2	0	26
*NEW ORLEANS	12/9/2020	G	27	4-8	0-1	1-3	0-3	3	3	0	1	1	0	9
*FLORIDA INTL.	12/10/2020	G	19	9-11	1-2	0-0	2-0	2	2	2	1	0	0	19
@ELON	12/16/2020	F	38	5-12	0-3	2-3	0-5	5	1	0	4	1	3	12
@NC STATE	12/19/2020	F	31	4-10	0-2	2-4	0-2	2	4	2	3	0	1	10
UNCW	12/21/2020	G	39	9-19	1-6	4-4	4-5	9	4	2	3	2	1	23
@WINTHROP	12/30/2020	G	19	5-7	1-1	1-2	0-2	2	5	2	4	2	2	12
@WINTHROP	12/31/2020	F	37	4-12	1-5	6-8	0-4	4	3	1	3	1	1	15
@GARDNER-WEBB	1/4/2021	G	36	4-8	0-1	0-0	0-3	3	2	2	1	3	8	8
@GARDNER-WEBB	1/5/2021	G	30	3-7	0-2	3-5	1-2	3	2	1	2	2	0	9
@LONGWOOD	1/9/2021	G	34	7-14	0-2	5-6	0-3	3	1	2	0	0	2	19
@LONGWOOD	1/10/2021	G	35	7-14	1-4	2-2	0-3	3	4	0	0	0	0	17
PRESBYTERIAN	1/14/2021	G	38	5-13	1-3	1-2	1-6	7	2	0	4	4	1	12
PRESBYTERIAN	1/15/2021	G	32	7-11	1-4	6-8	0-6	6	3	1	0	1	1	21
RADFORD	1/19/2021	G	52	6-18	2-5	4-5	1-1	2	2	2	3	1	4	18
RADFORD	1/20/2021	G	23	5-9	0-2	2-2	1-2	3	5	1	3	1	1	12
CHARLESTON SO.	1/29/2021	G	33	7-14	2-4	7-8	0-5	5	0	0	3	1	1	23
CHARLESTON SO.	1/30/2021	G	35	6-8	3-4	3-5	2-7	9	2	0	5	0	0	18
USC UPSTATE	2/11/2021	G	31	3-9	0-2	10-10	2-3	5	1	0	1	0	2	16
USC UPSTATE	2/12/2021	G	27	10-15	1-3	1-2	1-3	4	3	1	0	0	1	22
@HAMPTON	2/18/2021	G	31	5-12	1-4	3-6	2-3	5	4	0	0	0	3	14
@HAMPTON	2/19/2021	G	31	5-10	0-2	6-6	1-3	4	2	2	2	2	0	16
HIGH POINT	2/23/2021	G	34	7-14	1-3	4-4	1-5	6	2	2	2	1	3	19
GARDNER-WEBB	3/1/2021	G	38	2-8	0-0	2-2	0-6	6	1	0	1	2	0	6
@RADFORD	3/4/2021	G	34	4-6	0-0	2-2	1-3	4	3	3	3	0	1	10
@WINTHROP	3/7/2021	F	34	3-9	0-3	0-0	0-2	2	1	1	0	3	1	6
<b>TOTALS</b>			<b>879</b>	<b>152-302</b>	<b>20-75</b>	<b>81-107</b>	<b>22-98</b>	<b>120</b>	<b>67</b>	<b>28</b>	<b>57</b>	<b>29</b>	<b>35</b>	<b>405</b>

### HENDERSON'S 2021-22 GAME-BY-GAME (CAMPBELL)

OPP	DATE	GS	MIN	FG-A	3FG-A	FT-A	OFF-DEF	TOT	PF	A	TO	BLK	STL	PTS
WILLIAM PEACE	11/9/2021	G	25	3-5	0-0	1-2	1-6	7	1	4	1	1	1	7
*HARTFORD	11/12/2021	F	37	3-11	0-4	2-2	1-7	8	1	0	0	2	1	8
@DUKE(9)	11/13/2021	G	38	8-15	1-5	1-2	3-8	11	3	2	0	0	0	18
@MARSHALL	11/18/2021	F	37	8-16	2-5	3-5	3-2	5	1	4	1	1	1	21
MD-EASTERN SHORE	11/24/2021	G	30	6-10	1-1	0-0	1-2	3	3	2	4	0	1	13
@STETSON	11/27/2021	G	36	6-13	2-4	0-1	0-4	4	3	2	2	0	1	14
LANCASTER BIBLE	11/30/2021	F	15	2-3	0-0	0-0	0-3	3	3	0	1	0	0	4
@VCU	12/4/2021	F	37	9-14	2-4	0-1	3-8	11	3	1	7	0	3	20
COLUMBIA INTL.	12/7/2021	F	23	7-10	0-1	0-0	0-3	3	0	2	0	0	0	14
GEORGIA SO.	12/15/2021	F	33	4-12	1-3	2-2	2-5	7	3	1	2	1	1	11
@UNCW	12/22/2021	F	30	3-9	1-2	0-0	0-5	5	4	0	3	0	0	7
NC-ASHVILLE	1/5/2022	F	35	2-13	0-3	0-0	2-7	9	1	2	0	0	1	4
@WINTHROP	1/10/2022	F	33	8-10	3-3	2-3	0-3	3	4	0	1	0	0	21
CHARLESTON SO.	1/12/2022	F	36	7-12	2-4	0-0	2-4	6	2	4	2	0	1	16
RADFORD	1/15/2022	F	35	4-8	1-3	0-0	2-3	5	1	1	0	1	0	9
@LONGWOOD	1/19/2022	G	26	4-8	0-2	0-0	0-2	2	4	0	2	0	2	8
@NC A&T	1/22/2022	G	36	7-13	4-7	0-0	0-5	5	3	2	1	0	1	18
HAMPTON	1/26/2022	F	30	5-7	2-4	2-5	0-3	3	2	5	0	0	0	14
HIGH POINT	1/29/2022	F	33	5-10	0-3	3-4	0-4	4	1	2	0	1	3	13
@PRESBYTERIAN	2/2/2022	G	37	8-12	3-3	2-3	0-7	7	2	1	2	2	1	21
@USC UPSTATE	2/5/2022	G	36	7-9	2-4	0-0	1-6	7	3	2	2	0	0	16
GARDNER-WEBB	2/9/2022	F	37	1-10	0-3	0-0	1-2	3	3	0	2	2	1	2
@HIGH POINT	2/12/2022	G	38	7-16	3-6	1-4	1-7	8	3	2	3	0	0	18
@RADFORD	2/16/2022	G	38	9-14	3-5	1-2	0-4	4	5	0	1	1	1	22
NC A&T	2/19/2022	F	38	6-14	0-4	13-14	2-6	8	2	1	2	0	2	25
@HAMPTON	2/23/2022	G	37	10-18	1-4	2-5	1-5	6	4	1	3	0	1	23
LONGWOOD	2/26/2022	F	35	5-11	1-4	3-4	2-3	5	0	3	3	2	3	14
*PRESBYTERIAN	3/2/2022	F	47	5-12	2-5	3-5	0-5	5	4	0	4	0	2	15
*GARDNER-WEBB	3/4/2022	F	33	4-12	1-4	2-2	1-3	4	4	1	1	0	2	11
<b>TOTALS</b>			<b>981</b>	<b>163-327</b>	<b>38-100</b>	<b>43-66</b>	<b>29-132</b>	<b>161</b>	<b>73</b>	<b>45</b>	<b>50</b>	<b>14</b>	<b>30</b>	<b>407</b>

### HENDERSON'S CAREER STATS

YEAR	TM	G-S	MIN	FG-A	FG%	3P-A	3P%	FT-A	FT%	O-D	REB	A	S	BS	TO	PTS	AVG
19-20	CAMP	31-30	908	148-256	.578	33-73	.452	55-71	.775	33-107	140	56	26	19	49	384	12.4
20-21	CAMP	27-27	879	152-302	.503	20-75	.267	81-107	.757	22-98	120	28	35	29	57	405	15.0
21-22	CAMP	29-29	981	163-327	.498	38-100	.380	43-66	.652	29-1							



# 2021-22 OVERALL STATS



## 2021-22 Arizona Men's Basketball Combined Team Statistics All games

Page 1/1  
as of Nov 04, 2022

### Game Records

Record	Overall	Home	Away	Neutral
ALL GAMES	33-4	17-0	9-3	7-1
CONFERENCE	18-2	10-0	8-2	0-0
NON-CONFERENCE	15-2	7-0	1-1	7-1

### Score by Periods

Team	1st	2nd	OT	TOT
Arizona	1500	1584	23	3107
Opponents	1209	1295	14	2518

### Team Box Score

No.	Player				Total		3-Point		F-Throw		Rebounds											
		GP-GS	MIN	AVG	FG-FGA	FG%	3FG-3FGA	3FG%	FT-FTA	FT%	OFF	DEF	TOT	AVG	PF	DQ	A	TO	BLK	STL	PTS	AVG
0	MATHURIN, Benedict	37-37	1204:05	32.5	218-484	.450	83-225	.369	136-178	.764	51	157	208	5.6	68	1	94	66	10	36	655	17.7
10	TUBELIS, Azuolas	36-35	882:45	24.5	196-363	.540	10-38	.263	97-145	.669	70	154	224	6.2	69	0	81	77	25	39	499	13.9
35	KOLOKO, Christian	37-37	940:23	25.4	183-288	.635	0-3	.000	100-136	.735	95	175	270	7.3	103	2	51	59	102	28	466	12.6
25	KRIISA, Kerr	33-31	974:55	29.5	100-287	.348	80-238	.336	40-49	.816	17	67	84	2.5	59	1	155	72	3	19	320	9.7
4	TERRY, Dalen	37-37	1026:58	27.8	115-229	.502	28-77	.364	39-53	.736	43	136	179	4.8	84	1	145	51	12	46	297	8.0
3	LARSSON, Pelle	37-2	769:19	20.8	86-180	.478	33-91	.363	61-75	.813	30	97	127	3.4	93	0	66	57	8	28	266	7.2
11	BALLO, Oumar	37-0	565:07	15.3	92-148	.622	0-0	.000	68-97	.701	58	105	163	4.4	60	0	21	33	44	13	252	6.8
5	KIER, Justin	37-6	739:09	20.0	89-201	.443	35-97	.361	39-47	.830	12	103	115	3.1	48	0	83	50	1	24	252	6.8
24	AIKEN JR., Kim	7-0	94:11	13.5	13-27	.481	9-16	.563	0-2	.000	8	16	24	3.4	8	0	14	3	2	7	35	5.0
2	BAL, Adama	23-0	104:28	4.5	13-27	.481	8-17	.471	0-2	.000	2	8	10	0.4	10	0	10	7	1	3	34	1.5
1	NOWELL, Shane	19-0	67:04	3.5	6-18	.333	1-5	.200	2-2	1.000	0	15	15	0.8	9	0	6	8	2	4	15	0.8
50	MAINS, Jordan	15-0	31:04	2.1	3-7	.429	0-3	.000	4-6	.667	4	8	12	0.8	4	0	0	2	0	2	10	0.7
20	TUBELIS, Tautvilas	14-0	24:30	1.8	2-7	.286	0-3	.000	0-1	.000	0	0	0	0.0	1	0	0	3	0	0	4	0.3
53	WEITMAN, Grant	16-0	26:02	1.6	1-3	.333	0-2	.000	0-0	.000	1	2	3	0.2	3	0	0	1	0	0	2	0.1
Team											38	59	97				8					
<b>Total</b>		<b>37</b>	<b>7450</b>		<b>1117-2269</b>	<b>.492</b>	<b>287-815</b>	<b>.352</b>	<b>586-793</b>	<b>.739</b>	<b>429</b>	<b>1102</b>	<b>1531</b>	<b>41.4</b>	<b>619</b>	<b>5</b>	<b>726</b>	<b>497</b>	<b>210</b>	<b>249</b>	<b>3107</b>	<b>84.0</b>
<b>Opponents</b>		<b>37</b>	<b>7453</b>		<b>928-2400</b>	<b>.387</b>	<b>273-833</b>	<b>.328</b>	<b>389-577</b>	<b>.674</b>	<b>441</b>	<b>808</b>	<b>1249</b>	<b>33.8</b>	<b>696</b>	<b>12</b>	<b>438</b>	<b>472</b>	<b>107</b>	<b>257</b>	<b>2518</b>	<b>68.1</b>

### Team Statistics

	UA	OPP
<b>Scoring</b>	<b>3107</b>	<b>2518</b>
Points per game	84.0	68.1
Scoring margin	+15.9	-
<b>Field goals-att</b>	<b>1117-2269</b>	<b>928-2400</b>
Field goal pct	.492	.387
<b>3 point fg-att</b>	<b>287-815</b>	<b>273-833</b>
3-point FG pct	.352	.328
3-pt FG made per game	7.8	7.4
<b>Free throws-att</b>	<b>586-793</b>	<b>389-577</b>
Free throw pct	.739	.674
F-Throws made per game	15.8	10.5
<b>Rebounds</b>	<b>1531</b>	<b>1249</b>
Rebounds per game	41.4	33.8
Rebounding margin	+7.6	-
<b>Assists</b>	<b>726</b>	<b>438</b>
Assists per game	19.6	11.8
<b>Turnovers</b>	<b>497</b>	<b>472</b>
Turnovers per game	13.4	12.8
Turnover margin	-0.7	-
Assist/turnover ratio	1.5	0.9
<b>Steals</b>	<b>249</b>	<b>257</b>
Steals per game	6.7	6.9
<b>Blocks</b>	<b>210</b>	<b>107</b>
Blocks per game	5.7	2.9
<b>Winning streak</b>	<b>0</b>	<b>-</b>
Home win streak	17	-
<b>Attendance</b>	<b>228040</b>	<b>115168</b>
Home games-Avg/Game	17-13414	12-9597
Neutral site-Avg/Game	-	8-12240

### Team Results

Date	Opponent		Score	Att.
11/09/2021	Northern Ariz.	W	81-52	12421
11/12/2021	UTRGV	W	104-50	11862
11/16/2021	North Dakota St.	W	97-45	12059
11/19/2021	vs Wichita St.	Wot	82-78	9477
11/21/2021	vs Michigan	W	80-62	8624
11/27/2021	Sacramento St.	W	105-59	11733
12/05/2021	at Oregon St.	W	90-65	3918
12/08/2021	Wyoming	W	94-65	13077
12/11/2021	at Illinois	W	83-79	15544
12/15/2021	Northern Colo.	W	101-76	11943
12/18/2021	California Baptist	W	84-60	14263
12/22/2021	at Tennessee	L	73-77	20408
01/03/2022	Washington	W	95-79	12496
01/13/2022	Colorado	W	76-55	13515
01/15/2022	Utah	W	82-64	14164
01/20/2022	at Stanford	W	85-57	100
01/23/2022	at California	W	96-71	7582
01/25/2022	at UCLA	L	59-75	11268
01/29/2022	Arizona St.	W	67-56	14644
02/03/2022	UCLA	W	76-66	14644
02/05/2022	Southern California	W	72-63	14644
02/07/2022	at Arizona St.	W	91-79	13233
02/10/2022	at Washington St.	W	72-60	5012
02/12/2022	at Washington	W	92-68	8503
02/17/2022	Oregon St.	W	83-69	12905
02/19/2022	Oregon	W	84-81	14644
02/24/2022	at Utah	W	97-77	8263
02/26/2022	at Colorado	L	63-79	11079
03/01/2022	at Southern California	W	91-71	10258
03/03/2022	Stanford	W	81-69	14382
03/05/2022	California	W	89-61	14644
03/10/2022	vs Stanford	W	84-80	11081
03/11/2022	vs Colorado	W	82-72	14158
03/12/2022	vs UCLA	W	84-76	14401
03/18/2022	vs Wright St.	W	87-70	11399
03/20/2022	vs TCU	Wot	85-80	11425
03/24/2022	vs Houston	L	60-72	17357



# 2021-22 PAC-12 STATS



## 2021-22 Arizona Men's Basketball Combined Team Statistics In Conference games

Page 1/1  
as of Nov 04, 2022

### Game Records

Record	Overall	Home	Away	Neutral
ALL GAMES	18-2	10-0	8-2	0-0
CONFERENCE	18-2	10-0	8-2	0-0
NON-CONFERENCE	0-0	0-0	0-0	0-0

### Score by Periods

Team	1st	2nd	OT	TOT
Arizona	806	835	0	1641
Opponents	667	698	0	1365

### Team Box Score

No.	Player				Total		3-Point		F-Throw		Rebounds											
		GP-GS	MIN	AVG	FG-FGA	FG%	3FG-3FGA	3FG%	FT-FTA	FT%	OFF	DEF	TOT	AVG	PF	DQ	A	TO	BLK	STL	PTS	AVG
0	MATHURIN, Benedetto	20-20	639:38	32.0	118-255	.463	42-109	.385	67-93	.720	20	83	103	5.2	37	0	53	28	5	20	345	17.3
10	TUBELIS, Aзуolas	19-18	458:57	24.2	104-196	.531	4-16	.250	56-81	.691	41	75	116	6.1	34	0	39	40	12	20	268	14.1
35	KOLOKO, Christian	20-20	485:03	24.3	88-146	.603	0-2	.000	48-68	.706	47	94	141	7.1	57	1	23	31	49	8	224	11.2
25	KRIISA, Kerr	19-18	581:35	30.6	52-151	.344	46-128	.359	24-26	.923	7	40	47	2.5	31	0	91	46	2	8	174	9.2
24	AIKEN JR., Kim	1-0	11:45	11.8	3-5	.600	2-4	.500	0-0	.000	0	1	1	1.0	1	0	1	0	1	3	8	8.0
11	BALLO, Oumar	20-0	329:23	16.5	60-88	.682	0-0	.000	39-60	.650	35	57	92	4.6	30	0	8	19	20	8	159	8.0
3	LARSSON, Pelle	20-2	438:45	21.9	49-104	.471	18-54	.333	39-49	.796	16	53	69	3.5	50	0	36	31	5	17	155	7.8
4	TERRY, Dalen	20-20	548:14	27.4	60-120	.500	14-43	.326	18-27	.667	20	80	100	5.0	42	0	80	32	4	23	152	7.6
5	KIER, Justin	20-2	392:02	19.6	44-101	.436	17-54	.315	18-20	.900	6	63	69	3.5	23	0	46	26	1	12	123	6.2
2	BAL, Adama	11-0	56:20	5.1	7-13	.538	4-10	.400	0-0	.000	1	6	7	0.6	7	0	6	2	1	1	18	1.6
1	NOWELL, Shane	11-0	29:34	2.7	4-8	.500	1-4	.250	0-0	.000	0	3	3	0.3	3	0	3	5	1	1	9	0.8
50	MAINS, Jordan	7-0	09:52	1.4	2-4	.500	0-1	.000	0-0	.000	2	3	5	0.7	3	0	0	2	0	0	4	0.6
53	WEITMAN, Grant	8-0	10:15	1.3	1-2	.500	0-1	.000	0-0	.000	1	0	1	0.1	1	0	0	0	0	0	2	0.3
20	TUBELIS, Tautvilas	6-0	08:38	1.4	0-3	.000	0-2	.000	0-0	.000	0	0	0	0.0	0	0	0	0	0	0	0	0.0
Team											23	30	53				3					
<b>Total</b>		<b>20</b>	<b>4000</b>		<b>592-1196</b>	<b>.495</b>	<b>148-428</b>	<b>.346</b>	<b>309-424</b>	<b>.729</b>	<b>219</b>	<b>588</b>	<b>807</b>	<b>40.4</b>	<b>319</b>	<b>1</b>	<b>386</b>	<b>265</b>	<b>101</b>	<b>121</b>	<b>1641</b>	<b>82.1</b>
<b>Opponents</b>		<b>20</b>	<b>4000</b>		<b>519-1314</b>	<b>.395</b>	<b>132-416</b>	<b>.317</b>	<b>195-282</b>	<b>.691</b>	<b>247</b>	<b>436</b>	<b>683</b>	<b>34.2</b>	<b>380</b>	<b>5</b>	<b>239</b>	<b>240</b>	<b>60</b>	<b>142</b>	<b>1365</b>	<b>68.3</b>

### Team Statistics

	UA	OPP
<b>Scoring</b>	<b>1641</b>	<b>1365</b>
Points per game	82.1	68.3
Scoring margin	+13.8	-
<b>Field goals-att</b>	<b>592-1196</b>	<b>519-1314</b>
Field goal pct	.495	.395
<b>3 point fg-att</b>	<b>148-428</b>	<b>132-416</b>
3-point FG pct	.346	.317
3-pt FG made per game	7.4	6.6
<b>Free throws-att</b>	<b>309-424</b>	<b>195-282</b>
Free throw pct	.729	.691
F-Throws made per game	15.5	9.8
<b>Rebounds</b>	<b>807</b>	<b>683</b>
Rebounds per game	40.4	34.2
Rebounding margin	+6.2	-
<b>Assists</b>	<b>386</b>	<b>239</b>
Assists per game	19.3	12.0
<b>Turnovers</b>	<b>265</b>	<b>240</b>
Turnovers per game	13.3	12.0
Turnover margin	-1.3	-
Assist/turnover ratio	1.5	1.0
<b>Steals</b>	<b>121</b>	<b>142</b>
Steals per game	6.1	7.1
<b>Blocks</b>	<b>101</b>	<b>60</b>
Blocks per game	5.1	3.0
<b>Winning streak</b>	<b>3</b>	<b>-</b>
Home win streak	10	-
<b>Attendance</b>	<b>140682</b>	<b>79216</b>
Home games-Avg/Game	10-14068	10-7922
Neutral site-Avg/Game	-	0-0

### Team Results

Date	Opponent		Score	Att.
12/05/2021	at Oregon St.	W	90-65	3918
01/03/2022	Washington	W	95-79	12496
01/13/2022	Colorado	W	76-55	13515
01/15/2022	Utah	W	82-64	14164
01/20/2022	at Stanford	W	85-57	100
01/23/2022	at California	W	96-71	7582
01/25/2022	at UCLA	L	59-75	11268
01/29/2022	Arizona St.	W	67-56	14644
02/03/2022	UCLA	W	76-66	14644
02/05/2022	Southern California	W	72-63	14644
02/07/2022	at Arizona St.	W	91-79	13233
02/10/2022	at Washington St.	W	72-60	5012
02/12/2022	at Washington	W	92-68	8503
02/17/2022	Oregon St.	W	83-69	12905
02/19/2022	Oregon	W	84-81	14644
02/24/2022	at Utah	W	97-77	8263
02/26/2022	at Colorado	L	63-79	11079
03/01/2022	at Southern California	W	91-71	10258
03/03/2022	Stanford	W	81-69	14382
03/05/2022	California	W	89-61	14644



# 2021-22 TEAM STATS



## 2021-22 Arizona Men's Basketball Team Game-by-Game All games

Opponent	Date	Score	W/L	Total		3-Pointers		Free throws		Rebounds				PF	A	TO	BLK	STL	PTS	AVG
				FG-FGA	PCT	3FG-3FGA	PCT	FT-FTA	PCT	OFF	DEF	TOT	AVG							
Northern Ariz.	11/09/2021	81-52	W	28-69	.406	8-25	.320	17-24	.708	16	28	44	44.0	16	25	6	9	11	81	81.0
UTRGV	11/12/2021	104-50	W	34-56	.607	11-29	.379	25-35	.714	11	43	54	49.0	22	25	18	8	8	104	92.5
North Dakota St.	11/16/2021	97-45	W	34-66	.515	13-28	.464	16-22	.727	13	36	49	49.0	14	21	8	6	8	97	94.0
vs Wichita St.	11/19/2021	82-78	Wot	24-59	.407	5-27	.185	29-42	.690	11	36	47	48.5	21	16	22	10	2	82	91.0
vs Michigan	11/21/2021	80-62	W	33-66	.500	4-21	.190	10-12	.833	10	24	34	45.6	18	23	10	5	7	80	88.8
Sacramento St.	11/27/2021	105-59	W	38-70	.543	9-17	.529	20-26	.769	13	35	48	46.0	13	31	13	6	11	105	91.5
at Oregon St.	12/05/2021	90-65	W	33-70	.471	9-32	.281	15-24	.625	18	21	39	45.0	17	20	12	5	13	90	91.3
Wyoming	12/08/2021	94-65	W	38-72	.528	11-28	.393	7-8	.875	13	29	42	44.6	15	23	10	6	9	94	91.6
at Illinois	12/11/2021	83-79	W	32-70	.457	7-19	.368	12-18	.667	16	27	43	44.4	17	12	14	5	10	83	90.7
Northern Colo.	12/15/2021	101-76	W	39-73	.534	8-22	.364	15-19	.789	13	31	44	44.4	17	23	11	6	8	101	91.7
California Baptist	12/18/2021	84-60	W	33-65	.508	9-22	.409	9-13	.692	12	32	44	44.4	13	21	13	12	5	84	91.0
at Tennessee	12/22/2021	73-77	L	26-58	.448	9-27	.333	12-18	.667	10	28	38	43.8	28	16	17	3	6	73	89.5
Washington	01/03/2022	95-79	W	33-60	.550	12-25	.480	17-21	.810	12	33	45	43.9	17	28	21	5	5	95	89.9
Colorado	01/13/2022	76-55	W	29-57	.509	7-20	.350	11-19	.579	7	37	44	43.9	18	20	16	6	6	76	88.9
Utah	01/15/2022	82-64	W	33-65	.508	3-18	.167	13-16	.813	13	22	35	43.3	15	24	16	7	10	82	88.5
at Stanford	01/20/2022	85-57	W	31-56	.554	6-21	.286	17-21	.810	6	33	39	43.1	17	20	14	8	5	85	88.3
at California	01/23/2022	96-71	W	31-64	.484	11-27	.407	23-28	.821	13	33	46	43.2	14	14	8	7	2	96	88.7
at UCLA	01/25/2022	59-75	L	23-75	.307	7-28	.250	6-11	.545	21	28	49	43.6	10	14	14	2	4	59	87.1
Arizona St.	01/29/2022	67-56	W	19-59	.322	3-23	.130	26-32	.813	17	29	46	43.7	17	14	12	6	7	67	86.0
UCLA	02/03/2022	76-66	W	24-50	.480	8-22	.364	20-30	.667	8	36	44	43.7	16	18	15	9	4	76	85.5
Southern California	02/05/2022	72-63	W	26-55	.473	4-10	.400	16-24	.667	14	28	42	43.6	16	14	11	6	2	72	84.9
at Arizona St.	02/07/2022	91-79	W	34-60	.567	7-19	.368	16-23	.696	13	35	48	43.8	16	20	20	4	9	91	85.1
at Washington St.	02/10/2022	72-60	W	28-57	.491	8-19	.421	8-11	.727	10	36	46	43.9	10	17	18	5	4	72	84.6
at Washington	02/12/2022	92-68	W	36-63	.571	8-20	.400	12-20	.600	12	24	36	43.6	22	23	9	3	9	92	84.9
Oregon St.	02/17/2022	83-69	W	32-61	.525	4-18	.222	15-19	.789	12	30	42	43.5	13	26	9	4	4	83	84.8
Oregon	02/19/2022	84-81	W	31-58	.534	11-23	.478	11-19	.579	7	26	33	43.1	13	22	13	2	2	84	84.8
at Utah	02/24/2022	97-77	W	37-71	.521	12-28	.429	11-13	.846	9	37	46	43.2	19	24	16	7	9	97	85.2
at Colorado	02/26/2022	63-79	L	20-51	.392	5-18	.278	18-22	.818	10	23	33	42.9	18	11	16	6	3	63	84.4
at Southern California	03/01/2022	91-71	W	35-63	.556	12-25	.480	9-13	.692	8	23	31	42.4	17	21	7	3	8	91	84.7
Stanford	03/03/2022	81-69	W	27-53	.509	5-16	.313	22-27	.815	4	24	28	42.0	14	19	10	5	10	81	84.5
California	03/05/2022	89-61	W	30-48	.625	6-16	.375	23-31	.742	5	30	35	41.7	20	17	8	1	5	89	84.7
vs Stanford	03/10/2022	84-80	W	31-65	.477	9-24	.375	13-19	.684	16	21	37	41.6	14	21	10	2	8	84	84.7
vs Colorado	03/11/2022	82-72	W	26-50	.520	6-15	.400	24-25	.960	6	30	36	41.4	14	14	18	4	10	82	84.6
vs UCLA	03/12/2022	84-76	W	27-52	.519	7-14	.500	23-28	.821	10	29	39	41.4	19	20	13	11	4	84	84.6
vs Wright St.	03/18/2022	87-70	W	33-60	.550	11-20	.550	10-12	.833	10	36	46	41.5	17	21	19	9	4	87	84.6
vs TCU	03/20/2022	85-80	Wot	31-68	.456	5-27	.185	18-25	.720	14	30	44	41.6	21	16	16	4	10	85	84.6
vs Houston	03/24/2022	60-72	L	18-54	.333	7-22	.318	17-23	.739	16	19	35	41.4	21	12	14	3	7	60	84.0
<b>Total</b>		<b>3107</b>		<b>1117-2269</b>	<b>.492</b>	<b>287-815</b>	<b>.352</b>	<b>586-793</b>	<b>.739</b>	<b>429</b>	<b>1102</b>	<b>1531</b>	<b>41.4</b>	<b>619</b>	<b>726</b>	<b>497</b>	<b>210</b>	<b>249</b>	<b>3107</b>	<b>84.0</b>
Opponents		2518		928-2400	.387	273-833	.328	389-577	.674	441	808	1249	33.8	696	438	472	107	257	2518	68.1

### Arizona Averages

Games Played	Points/game	FG Pct	3FG Pct	FT Pct	Rebounds/game	Assists/game	Turnovers/game	Assist/Turnover ratio	Steals/game	Blocks/game
37	84.0	49.2	35.2	73.9	41.4	19.6	13.4	1.5	6.7	5.7



# 2021-22 OPPONENT STATS



## 2021-22 Arizona Men's Basketball Opponents Game-by-Game All games

Opponent	Date	Score	W	Total		3-Pointers		Free throws		Rebounds				PF	A	TO	BLK	STL	PTS	AVG
				FG-FGA	PCT	3FG-3FGA	PCT	FT-FTA	PCT	OFF	DEF	TOT	AVG							
Northern Ariz.	11/09/2021	81-52	W	19-53	.358	5-16	.313	9-17	.529	12	30	42	42.0	22	11	21	1	3	52	52.0
UTRGV	11/12/2021	104-50	W	15-67	.224	4-20	.200	16-24	.667	11	14	25	33.5	24	7	13	1	10	50	51.0
North Dakota St.	11/16/2021	97-45	W	17-65	.262	6-26	.231	5-9	.556	15	21	36	34.3	20	7	17	1	2	45	49.0
vs Wichita St.	11/19/2021	82-78	Wot	27-80	.338	12-39	.308	12-24	.500	20	23	43	36.5	31	11	15	3	11	78	56.3
vs Michigan	11/21/2021	80-62	W	23-53	.434	1-14	.071	15-22	.682	9	20	29	35.0	13	8	15	0	7	62	57.4
Sacramento St.	11/27/2021	105-59	W	22-61	.361	7-19	.368	8-11	.727	4	21	25	33.3	19	12	17	2	3	59	57.7
at Oregon St.	12/05/2021	90-65	W	26-59	.441	5-14	.357	8-14	.571	15	21	36	33.7	21	16	22	5	7	65	58.7
Wyoming	12/08/2021	94-65	W	23-58	.397	8-25	.320	11-15	.733	6	21	27	32.9	11	10	14	2	7	65	59.5
at Illinois	12/11/2021	83-79	W	27-68	.397	16-36	.444	9-14	.643	17	25	42	33.9	15	14	16	4	7	79	61.7
Northern Colo.	12/15/2021	101-76	W	28-59	.475	11-26	.423	9-17	.529	3	21	24	32.9	16	10	13	0	6	76	63.1
California Baptist	12/18/2021	84-60	W	24-72	.333	8-27	.296	4-6	.667	12	21	33	32.9	12	12	13	3	3	60	62.8
at Tennessee	12/22/2021	73-77	L	26-67	.388	7-24	.292	18-27	.667	16	24	40	33.5	16	12	13	6	8	77	64.0
Washington	01/03/2022	95-79	W	31-75	.413	7-24	.292	10-13	.769	12	19	31	33.3	16	14	6	1	18	79	65.2
Colorado	01/13/2022	76-55	W	21-64	.328	4-20	.200	9-12	.750	8	25	33	33.3	19	12	14	3	8	55	64.4
Utah	01/15/2022	82-64	W	23-56	.411	6-16	.375	12-12	1.000	11	20	31	33.1	18	9	20	3	5	64	64.4
at Stanford	01/20/2022	85-57	W	21-70	.300	7-23	.304	8-15	.533	21	21	42	33.7	23	10	17	2	8	57	63.9
at California	01/23/2022	96-71	W	25-71	.352	7-17	.412	14-19	.737	15	22	37	33.9	17	11	5	0	4	71	64.4
at UCLA	01/25/2022	59-75	L	32-64	.500	8-17	.471	3-5	.600	4	30	34	33.9	13	12	8	8	7	75	64.9
Arizona St.	01/29/2022	67-56	W	20-61	.328	8-22	.364	8-15	.533	15	26	41	34.3	23	13	17	2	6	56	64.5
UCLA	02/03/2022	76-66	W	28-72	.389	3-14	.214	7-12	.583	12	24	36	34.4	23	12	8	1	7	66	64.6
Southern California	02/05/2022	72-63	W	24-70	.343	7-30	.233	8-13	.615	19	18	37	34.5	23	18	8	4	3	63	64.5
at Arizona St.	02/07/2022	91-79	W	30-71	.423	13-30	.433	6-9	.667	9	17	26	34.1	21	20	13	4	12	79	65.1
at Washington St.	02/10/2022	72-60	W	25-73	.342	8-32	.250	2-3	.667	11	20	31	34.0	12	10	9	3	10	60	64.9
at Washington	02/12/2022	92-68	W	21-59	.356	3-17	.176	23-31	.742	15	20	35	34.0	18	4	12	4	2	68	65.0
Oregon St.	02/17/2022	83-69	W	27-69	.391	8-22	.364	7-9	.778	13	19	32	33.9	16	14	7	5	5	69	65.2
Oregon	02/19/2022	84-81	W	31-68	.456	9-26	.346	10-11	.909	11	24	35	34.0	20	12	11	1	9	81	65.8
at Utah	02/24/2022	97-77	W	27-67	.403	9-25	.360	14-21	.667	8	26	34	34.0	12	11	15	2	8	77	66.2
at Colorado	02/26/2022	63-79	L	31-64	.484	4-15	.267	13-15	.867	11	24	35	34.0	21	8	10	3	9	79	66.7
at Southern California	03/01/2022	91-71	W	27-68	.397	4-18	.222	13-16	.813	19	21	40	34.2	16	9	12	6	5	71	66.8
Stanford	03/03/2022	81-69	W	29-61	.475	9-19	.474	2-9	.222	11	24	35	34.2	23	16	17	2	5	69	66.9
California	03/05/2022	89-61	W	20-52	.385	3-15	.200	18-28	.643	7	15	22	33.8	25	8	9	1	4	61	66.7
vs Stanford	03/10/2022	84-80	W	32-59	.542	11-20	.550	5-8	.625	8	23	31	33.8	20	18	12	5	5	80	67.1
vs Colorado	03/11/2022	82-72	W	24-62	.387	16-32	.500	8-10	.800	8	19	27	33.5	21	20	14	4	9	72	67.3
vs UCLA	03/12/2022	84-76	W	29-69	.420	5-22	.227	13-17	.765	14	18	32	33.5	21	9	7	3	8	76	67.5
vs Wright St.	03/18/2022	87-70	W	24-69	.348	9-25	.360	13-19	.684	7	18	25	33.3	14	13	6	3	10	70	67.6
vs TCU	03/20/2022	85-80	Wot	26-74	.351	6-26	.231	22-30	.733	20	28	48	33.7	22	13	14	3	11	80	67.9
vs Houston	03/24/2022	60-72	L	23-50	.460	9-20	.450	17-25	.680	12	25	37	33.8	19	12	12	6	5	72	68.1
<b>Total</b>		<b>2518</b>		<b>928-2400</b>	<b>.387</b>	<b>273-833</b>	<b>.328</b>	<b>389-577</b>	<b>.674</b>	<b>441</b>	<b>808</b>	<b>1249</b>	<b>33.8</b>	<b>696</b>	<b>438</b>	<b>472</b>	<b>107</b>	<b>257</b>	<b>2518</b>	<b>68.1</b>
Arizona		3107		1117-2269	.492	287-815	.352	586-793	.739	429	1102	1531	41.4	619	726	497	210	249	3107	84.0

### Opponents Averages

Games Played	Points/game	FG Pct	3FG Pct	FT Pct	Rebounds/game	Assists/game	Turnovers/game	Assist/Turnover ratio	Steals/game	Blocks/game
37	68.1	38.7	32.8	67.4	33.8	11.8	12.8	0.9	6.9	2.9



# BOX SCORES

## GAME 1: Arizona 81, Northern Arizona 52

## GAME 2: Arizona 104, UTRGV 50



Official Basketball Box Score - Final  
Northern Ariz. at Arizona  
11/19/21 McKale Center, Tucson  
2021-22 Men's Basketball

Game Time: 8:30 PM  
Game Duration: 2:29  
Attendance: 12,421

Officials: Mike Reed, Marc Beasley, Ryan McDaniel

NO.	Name	Min	FG		3P		FT		Rebounds		Fouls		TP	AS	TO	ST	Blocks		+/-	
			M-A	M-A	M-A	M-A	OR	DR	PF	FF	BS	BA								
13	Keith Haymon	F	19:28	3-7	1-4	0-0	0	0	0	3	1	7	0	2	1	0	0	0	0	-22
20	Nik Mains	F	30:12	1-4	1-3	0-2	1	1	2	3	4	2	2	1	1	0	0	0	0	-25
3	Carson Towt	F	28:14	4-11	0-0	3-7	4	5	9	2	5	11	2	2	0	0	6	2	-4	
14	Isaiiah Lewis	G	23:26	0-4	0-0	0-1	1	6	7	3	2	0	0	3	6	0	0	0	-19	
15	Jalen Cone	G	28:52	3-11	1-5	0-0	1	2	3	4	0	7	3	8	0	0	0	0	-25	
11	Mason Stark	G	23:10	3-7	1-3	2-2	1	1	2	3	2	9	0	0	0	0	0	0	-13	
23	Ezekiel Richards	15:52	2-4	0-0	0-0	1	2	3	3	4	0	0	0	0	0	0	0	0	-12	
22	Wynton Brown	20:04	1-3	1-1	0-0	2	3	5	1	1	3	1	0	0	0	0	0	0	-11	
2	Ajajng Awek	05:00	1-1	0-0	0-0	3	4	0	0	0	2	5	0	0	0	0	0	0	3	
3	Spencer Roberts	05:42	1-1	0-0	0-0	0	2	2	1	0	2	0	0	1	0	0	0	0	3	
Team							1	2	3		0	0	1							
Totals			19-53	5-16	9-17	12	30	42	22	16	52	11	21	3	1	9	1	8	-29	

Shooting By Period	
1st FG%	8-27 29.6%
3PT%	3-9 33.3%
FT%	3-4 75%
2nd FG%	11-26 42.3%
3PT%	2-7 28.6%
FT%	6-13 46.2%
GM FG%	19-53 35.8%
3PT%	5-16 31.3%
FT%	9-17 52.9%
Dead Ball Rebounds: 2.0	

Technical Fouls: NONE

NO.	Name	Min	FG		3P		FT		Rebounds		Fouls		TP	AS	TO	ST	Blocks		+/-
			M-A	M-A	M-A	M-A	OR	DR	PF	FF	BS	BA							
10	Azuolas Tubelis	F	21:29	6-9	1-2	0-2	0	5	2	3	13	4	1	2	0	0	0	0	23
35	Christian Koloko	C	24:22	3-4	0-0	2-2	2	2	4	3	2	8	1	0	2	5	0	0	28
0	Benedict Mathurin	G	25:22	2-13	0-4	4-4	2	3	5	0	3	8	2	1	0	0	0	0	18
4	Dalen Terry	G	21:50	4-5	1-1	2-2	0	3	3	3	11	7	1	2	2	0	0	0	22
25	Kerr Krisa	G	28:50	6-14	1-0	1-2	1	2	0	4	17	5	0	2	0	1	0	0	29
3	Pelle Larsson	G	12:38	3-4	1-1	0-0	0	0	0	2	3	7	1	0	0	0	0	0	0
5	Justin Kier	18:54	2-6	0-2	1-2	1	3	4	1	1	5	4	1	2	0	0	0	0	23
24	Kim Aiken Jr.	15:37	1-5	1-2	0-0	2	3	5	0	3	1	0	0	0	0	0	0	0	11
11	Oumar Ballo	09:31	1-3	0-0	6-6	5	4	9	1	3	8	0	0	1	0	2	0	0	9
1	Shane Nowell	08:18	0-2	0-0	0-0	2	2	2	0	0	0	0	0	1	0	0	0	0	2
2	Adama Bal	04:51	0-3	0-2	0-2	0	0	0	0	1	1	0	0	0	0	0	0	0	0
50	Jordan Mains	03:28	0-1	0-1	1-2	1	1	2	0	1	0	0	0	0	0	0	0	0	-6
20	Tautvilas Tubelis	02:25	0-0	0-0	0-0	0	0	0	0	0	0	0	0	0	0	0	0	0	-6
53	Grant Weltman	02:25	0-0	0-0	0-0	0	0	1	1	0	0	0	0	0	0	0	0	0	-5
Team							2	2	2		0	0							
Totals			28-69	8-25	17-24	16	28	44	16	22	81	25	6	11	9	1	29		

Shooting By Period	
1st FG%	17-33 51.5%
3PT%	4-11 36.4%
FT%	4-8 50%
2nd FG%	11-36 30.6%
3PT%	4-14 28.6%
FT%	13-16 81.3%
GM FG%	28-69 40.6%
3PT%	8-25 32.0%
FT%	17-24 70.8%
Dead Ball Rebounds: 2.0	

Technical Fouls: NONE

Biggest lead	NAU		ARI	
	0 (1 <sup>st</sup> 20:00)	35 (2 <sup>nd</sup> 3:49)		
Best Scoring Run	6 (2 <sup>nd</sup> 15:55)		13 (1 <sup>st</sup> 5:59)	
Lead Changes	0		0	
Times Tied	1		0	
Time with Lead	00:00	39:35		

Points from	NAU		ARI	
	Turnovers	4	24	
Paint	22		40	
Second Chance	9		16	
Fast Breaks	10		21	
Bench	23		24	

Period by Period Scoring	1st		2nd		TOT	
	NAU	23	30	52		
	ARI	42	39	81		



Official Basketball Box Score - Final  
UTRGV at Arizona  
11/19/21 McKale Center, Tucson  
2021-22 Men's Basketball

Game Time: 7:00 PM  
Game Duration: 2:11  
Attendance: 11,862

Officials: Frank Harvey III, Scott Brown, Shawn Lehigh

NO.	Name	Min	FG		3P		FT		Rebounds		Fouls		TP	AS	TO	ST	Blocks		+/-
			M-A	M-A	M-A	M-A	OR	DR	PF	FF	BS	BA							
11	Marek Nelson	F	18:11	0-4	0-1	0-0	1	2	3	5	3	0	1	0	2	1	0	0	-33
0	Mike Adewumi	G	30:35	4-14	2-7	0-0	1	6	7	2	2	10	1	1	0	0	0	0	-41
1	Justin Johnson	G	32:33	2-10	0-1	6-7	1	2	3	4	6	10	1	1	0	0	2	0	-43
5	Ricky Nelson	G	37:52	4-9	1-1	5-6	0	0	0	3	4	14	3	0	2	0	0	0	-47
32	LaQuan Butler	G	15:57	1-12	0-4	1-2	0	2	2	2	1	3	1	2	0	0	0	0	-29
2	Quinton Johnson II	G	22:54	0-5	0-3	1-2	0	1	1	1	2	1	0	1	1	0	0	0	-41
13	Xavier Johnson	09:20	0-2	0-1	1-2	0	0	0	3	1	1	0	2	1	0	0	0	-7	
23	Donte Houston Jr.	16:54	3-5	1-1	1-2	1	0	1	2	1	8	0	2	1	0	0	0	-12	
30	RayQuan Taylor	15:44	1-6	0-1	1-3	3	0	3	2	2	3	0	2	1	0	1	0	-17	
Team							4	1	5		0	2							
Totals			15-67	4-20	16-24	11	14	25	24	22	50	7	13	10	1	8	-54		

Shooting By Period	
1st FG%	8-33 24.2%
3PT%	2-9 22.2%
FT%	6-9 66.7%
2nd FG%	7-34 20.6%
3PT%	2-11 18.2%
FT%	10-15 66.7%
GM FG%	15-67 22.4%
3PT%	4-20 20.0%
FT%	16-24 66.7%
Dead Ball Rebounds: 6.1	

Technical Fouls: NONE

NO.	Name	Min	FG		3P		FT		Rebounds		Fouls		TP	AS	TO	ST	Blocks		+/-
			M-A	M-A	M-A	M-A	OR	DR	PF	FF	BS	BA							
10	Azuolas Tubelis	F	16:11	7-8	1-1	5-7	1	8	9	4	5	20	0	3	1	1	0	0	24
35	Christian Koloko	C	19:28	6-8	0-0	6-8	3	8	11	2	5	18	2	1	0	5	1	0	23
0	Benedict Mathurin	G	27:16	4-8	2-6	3-4	1	1	2	1	4	13	0	3	0	0	0	0	34
4	Dalen Terry	G	21:50	2-3	0-1	0-0	3	4	7	2	0	4	5	1	0	1	0	0	30
25	Kerr Krisa	G	18:23	3-6	0-0	0-0	2	2	2	0	9	2	1	1	0	0	0	0	31
3	Pelle Larsson	16:34	1-6	0-4	2-2	0	2	3	3	3	4	5	1	0	0	0	0	0	20
5	Justin Kier	23:28	5-6	3-4	0-0	0	4	2	2	0	13	4	1	1	0	0	0	0	33
24	Kim Aiken Jr.	19:05	2-5	1-4	0-2	1	1	2	2	1	5	3	2	1	0	0	0	0	30
11	Oumar Ballo	13:36	3-3	0-0	6-8	2	4	6	4	3	4	12	2	0	0	0	0	0	29
1	Shane Nowell	07:08	0-1	0-1	2-2	0	4	4	1	1	2	0	1	1	0	0	0	0	8
2	Adama Bal	07:52	1-1	1-1	0-0	0	0	0	0	1	0	3	2	2	2	0	0	0	13
50	Jordan Mains	03:27	0-0	0-0	1-2	0	0	0	0	1	1	0	0	0	0	0	0	0	-2
20	Tautvilas Tubelis	02:54	0-0	0-0	0-0	0	0	0	0	0	0	0	0	0	0	0	0	0	-2
53	Grant Weltman	02:48	0-1	0-1	0-0	0	1	1	0	0	0	0	0	0	0	0	0	0	-3
Team							0	3	3		0								
Totals			34-56	11-29	25-35	11	43	54	22	24	104	25	18						



# BOX SCORES

## GAME 5: Arizona 80, #4 MICHIGAN 62

## GAME 6: #11 Arizona 105, SACRAMENTO STATE 59



Official Basketball Box Score - Final  
**Michigan at Arizona**  
11/21/21 7:00pm, Las Vegas  
2021-22 Men's Basketball

Game Time: 7:30 PM  
Game Duration: 1:54  
Attendance: 8,624

Officials: Doug Simons, Tony Padilla, Paul Seitz

NO.	Name	Min	FG		3P		FT		Rebounds		Fouls		TP	AS	TO	ST	Blocks			+/-
			M/A	A	M/A	A	M/A	A	OR	DR	OR	DR					OR	DR	BS	
23	Brandon Johns Jr.	F	11:55	3-7	1-4	0-0	1	0	1	0	0	7	0	2	0	0	0	1	-12	
11	Hunter Dickinson	C	28:47	4-10	0-1	3-4	4	3	7	1	2	11	0	2	2	0	1	3	27	
10	DeVante Jones	G	21:08	2-3	0-0	2-2	1	1	2	3	2	6	2	1	0	0	0	-9		
22	Caleb Houston	G	33:23	2-8	0-5	2-4	0	0	0	2	2	6	1	2	2	0	0	-19		
55	Eli Brooks	G	34:46	5-9	0-1	4-6	0	5	5	0	5	14	2	2	1	0	0	-16		
5	Terrance Williams II	F	17:00	2-5	0-2	1-2	2	2	4	1	2	5	1	0	1	0	0	-19		
14	Moussa Diabate	F	18:24	2-4	0-0	0-0	1	4	5	4	1	4	0	3	1	0	1	-11		
10	Frankie Collins	G	14:02	1-2	0-0	0-0	0	4	4	1	2	2	2	2	0	0	1	-3		
0	Adrian Nunez	02:53	0-0	0-0	0-0	0	0	0	0	0	0	0	0	0	0	0	0	0		
2	Kobe Bufkin	09:00	0-3	0-1	3-4	0	1	1	1	2	3	0	0	0	0	0	0	-4		
11	Isaiah Barnes	02:34	0-0	0-0	0-0	0	0	0	0	0	0	0	0	0	0	0	0	0		
25	Jace Howard	02:34	1-1	0-0	0-0	0	0	0	0	0	2	0	0	0	0	0	0	0		
44	Jaron Faulds	02:34	1-1	0-0	0-0	0	0	0	0	0	2	0	0	0	0	0	0	-1		
Team																				
Totals			23-53	11-14	15-22	9	20	29	13	18	62	8	15	7	0	5	-18			

Technical Fouls: NONE

NO.	Name	Min	FG		3P		FT		Rebounds		Fouls		TP	AS	TO	ST	Blocks			+/-
			M/A	A	M/A	A	M/A	A	OR	DR	OR	DR					BS	BA	BB	
10	Azuolas Tubelis	F	26:31	5-9	0-2	3-4	3	5	8	4	3	13	2	2	0	0	0	21		
35	Christian Koloko	C	30:28	8-13	0-0	6-6	2	5	7	3	4	22	2	2	0	4	0	22		
0	Benedict Mathurin	G	32:02	7-13	2-5	0-0	1	4	5	1	16	1	1	1	0	0	12			
4	Dalen Terry	G	32:15	6-7	1-2	0-0	1	4	5	4	0	13	5	0	1	0	16			
25	Krisia Kerr	G	29:05	3-12	1-8	0-0	0	2	2	1	3	7	7	0	4	1	19			
5	Justin Kier	F	15:57	1-5	0-3	0-0	0	0	0	1	0	2	1	0	0	0	0	7		
11	Oumar Ballo	F	10:57	0-2	0-0	1-2	3	2	5	1	1	1	1	0	0	0	-1			
3	Pelle Larsson	G	12:56	1-3	0-1	0-0	0	1	1	2	1	2	2	4	0	0	-9			
24	Kim Aiken Jr.	03:57	0-0	0-0	0-0	0	1	1	0	0	0	0	0	1	0	0	-1			
2	Adama Bal	01:28	0-0	0-0	0-0	0	0	0	0	0	0	0	0	0	0	0	-1			
20	Tautvilas Tubelis	01:28	1-1	0-0	0-0	0	0	0	0	0	2	0	0	0	0	0	-1			
50	Jordan Mains	01:28	1-1	0-0	0-0	0	0	0	0	0	2	0	0	0	0	0	-1			
53	Grant Weltman	01:28	0-0	0-0	0-0	0	0	0	0	0	0	0	0	0	0	0	-1			
Team																				
Totals			33-66	4-21	10-12	10	24	34	18	13	80	23	10	7	5	0	18			

Technical Fouls: NONE

Biggest lead	MIC		ARZ		Turnovers	Points from		Period by Period Scoring			
	1st	2nd	1st	2nd		1st	2nd	TOT			
Best Scoring Run	4 (1 <sup>st</sup> 18:57)	20 (2 <sup>nd</sup> 5:56)	16	14	16	29	33	62			
Lead Changes	4 (1 <sup>st</sup> 18:57)	7 (1 <sup>st</sup> 10:10)	2	11	2	11	26	37	43	80	
Times Tied	5		2	11	2	11	26	37	43	80	
Time with Lead	05:40	31:14	18	9							



Official Basketball Box Score - Final  
**Sacramento St. at Arizona**  
11/27/21 McKale Center, Tucson  
2021-22 Men's Basketball

Game Time: 5:30 PM  
Game Duration: 2:22  
Attendance: 11,753

Officials: Michael Greenstein, Deltre Carr, Ryan Holmes

NO.	Name	Min	FG		3P		FT		Rebounds		Fouls		TP	AS	TO	ST	Blocks			+/-
			M/A	A	M/A	A	M/A	A	OR	DR	OR	DR					BS	BA	BB	
21	Jonathan Komagum	F	24:06	0-2	0-0	2-4	0	1	1	3	2	2	1	0	0	0	0	-36		
22	Cameron Wilborn	F	23:15	6-12	2-2	0-0	0	2	2	0	14	1	2	0	1	3	27			
4	Zach Chappell	G	16:47	2-5	0-0	2-2	0	1	1	4	1	6	2	3	0	1	29			
14	William FitzPatrick	G	26:25	1-6	1-5	0-0	1	2	3	2	1	3	2	4	1	0	40			
23	Brayce Fowler	G	27:06	3-12	2-4	2-2	0	7	7	2	1	10	2	1	0	1	35			
1	Telano Hardee	F	20:10	3-6	1-2	0-0	1	3	4	2	2	7	0	0	1	0	-19			
11	Deshawn Highler	F	16:04	0-3	0-0	0-0	0	1	1	1	2	0	1	2	0	0	-13			
53	Elijah McCullough	05:48	0-2	0-2	0-0	0	0	0	0	0	0	0	0	2	0	0	-13			
32	Hugo Clarkin	12:40	3-3	0-0	0-0	1	1	2	1	1	6	1	2	0	0	0	-15			
24	Chris Holley	10:20	1-3	1-1	0-1	0	1	1	2	3	1	1	0	0	0	0	-5			
2	Marcus Greene	10:47	2-3	0-0	0-0	0	0	0	0	0	4	1	0	0	0	1	-3			
33	Theo Seng	02:25	1-3	0-2	2-2	1	0	1	0	1	4	0	0	1	0	1	2			
13	Xavier Ford	04:07	0-1	0-1	0-0	0	0	0	0	0	0	0	0	0	0	0	3			
Team																				
Totals			22-61	7-19	8-11	4	21	25	19	13	59	12	17	3	2	6	-46			

Technical Fouls: NONE

NO.	Name	Min	FG		3P		FT		Rebounds		Fouls		TP	AS	TO	ST	Blocks			+/-
			M/A	A	M/A	A	M/A	A	OR	DR	OR	DR					BS	BA	BB	
10	Azuolas Tubelis	F	19:58	9-13	1-1	3-4	2	4	6	0	3	22	3	1	0	1	0	31		
35	Christian Koloko	C	14:35	8-10	0-0	4-5	2	5	7	1	4	20	0	1	2	1	0	32		
0	Benedict Mathurin	G	23:05	2-7	0-1	2-3	4	7	1	1	6	2	4	2	1	0	34			
4	Dalen Terry	G	23:21	1-6	0-1	1-2	1	4	5	2	3	3	0	1	0	0	44			
25	Krisia Kerr	G	17:34	1-5	1-3	0-0	1	2	3	3	1	9	2	0	0	1	39			
3	Pelle Larsson	F	21:11	6-7	3-4	2-3	1	2	3	2	4	17	1	0	3	0	18			
5	Justin Kier	F	22:43	2-5	2-4	5-6	0	2	2	0	3	11	4	0	2	0	13			
11	Oumar Ballo	F	21:15	3-6	0-0	1-2	1	4	5	1	7	7	2	0	3	0	11			
24	Kim Aiken Jr.	20:02	4-7	0-3	0-0	1	5	6	1	0	10	6	1	1	0	1	15			
1	Shane Nowell	06:24	2-3	0-0	0-0	0	2	2	0	0	4	1	1	0	0	0	-1			
2	Adama Bal	02:06	0-0	0-0	0-0	0	0	0	0	0	0	0	0	0	0	0	-2			
50	Jordan Mains	03:30	0-0	0-0	2-2	1	0	1	1	1	2	0	0	0	0	0	-2			
20	Tautvilas Tubelis	02:08	0-1	0-0	0-0	0	0	0	0	1	0	0	0	1	0	0	-2			
53	Grant Weltman	02:08	0-0	0-0	0-0	0	0	0	0	0	0	0	0	0	0	0	-2			
Team																				
Totals			38-70	9-17	20-26	13	35	48	13	19	105	31	11	6	2	46				

Technical Fouls: NONE

Biggest lead	SAC		ARI		Turnovers	Points from		Period by Period Scoring		
	1st	2nd	1st	2nd		1st	2nd	TOT		
Best Scoring Run	1 (1 <sup>st</sup> 19:12)	52 (2 <sup>nd</sup> 8:04)	24	54	24	54	78	22	37	59
Lead Changes	3 (2 <sup>nd</sup> 14:37)	19 (2 <sup>nd</sup> 16:14)	2	17	2	17	19	22	58	105
Times Tied	0		2	11	2	11	26	22	58	105
Time with Lead	00:15	39:12	24	51						

## GAME 7: #11 Arizona 90, at OREGON STATE 65

## GAME 8: #11 Arizona 94, WYOMING 65



Official Basketball Box Score - Final  
**Arizona at Oregon State**  
12/05/21 Gill Coliseum, Corvallis, Ore.  
2021-22 Men's Basketball

Game Time: 1:00 PM  
Game Duration: 1:59  
Attendance: 3,918

Officials: Randy McCall, Tony Padilla, Frank Harvey III

NO.	Name	Min	FG		3P		FT		Rebounds		Fouls		TP	AS	TO	ST	Blocks			+/-
			M/A	A	M/A	A	M/A	A	OR	DR	OR	DR					BS	BA	BB	
10	Azuolas Tubelis	F	24:17	3-5	0-1	4-5	3	2	5	2	4	10	3	4	3	0	0	19		
35	Christian Koloko	C	22:20	4-8	0-0	4-6	2	4	6	2	4	12	0	2	1	3	3	17		
0	Benedict Mathurin	G	29:41	11-18	4-9	3-5	3	6	2	5	29	1	1	1	0	0	21			
4	Dalen Terry	G	20:49	4-12	0-0	0-1	1	1	2	0	2	5	1	2	1	0	5			
25	Kerr Kriisa	G	28:36	1-4	3-9	0-0	2	1	3	2	11	5	1	0	0	1	17			
11	Oumar Ballo	16:19	2-3	0-0	1-4	2	3	5	0	3	5	0	2	2	0	0	12			
3	Pelle Larsson	20:12	2-7	0-4	1-1	2	3	5	3	1	5	3	1	1	0	0	17			
24	Kim Aiken Jr.	11:45	3-5	2-4	0-0	0	1	1	0	0	8	1	0	3	1	0	7			
5	Justin Kier	19:09	3-6	0-1	2-3	0	2	2	0	2	8	1	0	0	0	1	24			
2	Adama Bal	02:31	0-0	0-0	0-0	1	0	1	0	0	1	0	0	0	0	0	-2			
1	Shane Nowell	01:18	0-0	0-0	0															







GAME 13: #8 Arizona 95, WASHINGTON 79

GAME 13: #6 Arizona 76, COLORADO 55



Official Basketball Box Score - Final
Washington at Arizona
01/15/22 McKee Center, Tucson
2021-22 Men's Basketball
Game Time: 6:00 PM
Game Duration: 1:56
Attendance: 12,496
Officials: Deron White, Remy Richardson, Scott Brown

Washington - 79
Record: 56 (1-1)
Table with columns: NO. Name, Min, FG, 3P, FT, Rebounds, Fouls, TP, AS, TO, ST, Blocks, +/-
Totals: 31-75, 7-24, 10-13, 12 19 31, 16 17 79, 14 6 18, 1 5 -18



Official Basketball Box Score - Final
Colorado at Arizona
01/15/22 McKee Center, Tucson
2021-22 Men's Basketball
Game Time: 8:00 PM
Game Duration: 1:55
Attendance: 13,515
Officials: John Higgins, Verne Harris, Nate Harris

Colorado - 55
Record: 11-4 (3-2)
Table with columns: NO. Name, Min, FG, 3P, FT, Rebounds, Fouls, TP, AS, TO, ST, Blocks, +/-
Totals: 21-64, 4-20, 9-12, 8 25 33, 19 18, 55 12, 14 8, 3 6 -21

Arizona - 95
Record: 12-1 (2-0)
Table with columns: NO. Name, Min, FG, 3P, FT, Rebounds, Fouls, TP, AS, TO, ST, Blocks, +/-
Totals: 33-60, 12-25, 17-21, 12 23 35, 45 17 16, 95 28 21, 5 5 1 16

Technical Fouls: NONE
Shooting By Period
1st FG% 17-28 60.7%
3PT% 8-17 47.1%
FT% 7-9 77.8%

Arizona - 76
Record: 13-1 (3-0)
Table with columns: NO. Name, Min, FG, 3P, FT, Rebounds, Fouls, TP, AS, TO, ST, Blocks, +/-
Totals: 29-57, 7-20, 11-19, 7 37 44, 18 19, 76 20, 18 8, 6 3 21

Technical Fouls: NONE
Shooting By Period
1st FG% 12-27 44.4%
3PT% 4-11 36.4%
FT% 4-5 80%

Biggest lead: 1 (1st 17:56) 19 (2nd 2:09)
Best Scoring Run: 6 (1st 0:33) 11 (1st 14:27)
Lead Changes: 2
Times Tied: 2
Time with Lead: 00:15 38:28

Biggest lead: 0 (1st 20:00) 25 (2nd 2:27)
Best Scoring Run: 7 (1st 3:41) 10 (2nd 4:00)
Lead Changes: 0
Times Tied: 0
Time with Lead: 00:00 38:21

GAME 15: #6 Arizona 84, UTAH 64

GAME 16: #3 Arizona 85, at STANFORD 57



Official Basketball Box Score - Final
Utah at Arizona
01/15/22 McKee Center, Tucson, Ariz.
2021-22 Men's Basketball
Game Time: 6:00 PM
Game Duration: 1:56
Attendance: 14,164
Officials: Greg Nixon, Tom Spitznagel, Ryan McDaniel

Utah - 64
Record: 8-9 (1-6)
Table with columns: NO. Name, Min, FG, 3P, FT, Rebounds, Fouls, TP, AS, TO, ST, Blocks, +/-
Totals: 23-56, 6-16, 12-12, 11 20 31, 18 15 64, 9 20 5, 3 7 -18

Arizona - 82
Record: 14-1 (4-0)
Table with columns: NO. Name, Min, FG, 3P, FT, Rebounds, Fouls, TP, AS, TO, ST, Blocks, +/-
Totals: 33-65, 3-18, 13-16, 13 22 35, 15 18, 82 24 16, 10 7 3 -18

Technical Fouls: NONE
Shooting By Period
1st FG% 14-33 42.4%
3PT% 1-12 8.3%
FT% 5-7 71.4%



Official Basketball Box Score - Final
Arizona at Stanford
01/20/22 Maples Pavilion, Stanford
2021-22 Men's Basketball
Game Time: 8:00 PM
Game Duration: 2:06
Attendance: 1100
Officials: Mike Reed, Kevin Bral, Casey McCulligan

Arizona - 85
Record: 15-1 (5-0)
Table with columns: NO. Name, Min, FG, 3P, FT, Rebounds, Fouls, TP, AS, TO, ST, Blocks, +/-
Totals: 31-56, 6-21, 17-21, 6 33 39, 17 23 85, 20 14 5, 8 2 28

Stanford - 57
Record: 10-6 (3-3)
Table with columns: NO. Name, Min, FG, 3P, FT, Rebounds, Fouls, TP, AS, TO, ST, Blocks, +/-
Totals: 21-70, 7-23, 8-15, 21 21 42, 23 17, 57 10, 17 8, 2 8 -28

Technical Fouls: NONE
Shooting By Period
1st FG% 12-32 37.5%
3PT% 6-12 50.0%
FT% 1-4 25%

Biggest lead: 6 (1st 14:31) 23 (2nd 1:06)
Best Scoring Run: 6 (2nd 13:46) 21 (2nd 5:18)
Lead Changes: 3
Times Tied: 3
Time with Lead: 15:17 22:08

Biggest lead: 31 (2nd 1:55) 2 (1st 19:37)
Best Scoring Run: 12 (1st 15:31) 5 (1st 10:34)
Lead Changes: 1
Times Tied: 1
Time with Lead: 38:39 00:28



# BOX SCORES

## GAME 17: #3 Arizona 96, at CALIFORNIA 71



Official Basketball Box Score - Final  
Arizona at California  
01/23/22 Hester Pavilion, Berkeley  
2021-22 Men's Basketball

Game Time: 12:00 PM  
Game Duration: 1:53  
Attendance: 7,582

Officials: David Hall, Larry Spaulding, D.G. Nelson

Arizona - 96		Record: 16-1 (6-0)													Shooting By Period				
NO. Name	Min	FG	3P	FT	Rebounds	Fouls	TP	AS	TO	ST	Blocks	BS	BA	+	-	1st	2nd	3rd	
		M/A	M/A	M/A	OR	DR	OR	DR	OR	DR	BS	BA	BA			FG%	3P%	FT%	
35 Christian Koloko	C 26:48	9-13	0-0	1-2	6	7	13	1	3	19	0	0	0	0	0	17	1st	15-31	48.4%
0 Bennedict Malthurin	C 27:38	3-9	3-4	5-6	0	8	8	2	3	14	4	2	0	0	0	23	FT%	13-16	81.3%
3 Pelle Larsson	G 21:21	2-5	1-2	4-5	2	1	3	4	2	9	2	1	0	0	0	16	2nd	16-33	48.5%
4 Dalen Terry	G 26:32	1-4	1-2	4-4	1	3	4	2	2	7	2	2	1	0	0	13	3PT%	6-14	42.9%
25 Kerr Krisia	G 26:48	4-9	4-9	1-2	0	1	1	2	1	13	3	1	0	1	0	22	FT%	10-12	83.3%
11 Oumar Ballo	19:06	4-5	0-0	6-7	2	1	3	1	4	14	0	0	0	2	0	22	GM	31-64	48.4%
5 Justin Kier	30:48	4-10	0-4	2-2	1	5	6	0	2	10	3	1	0	1	0	12	3PT%	11-27	40.7%
2 Adama Bal	09:39	2-4	1-3	0-0	0	2	2	0	5	0	0	0	0	0	0	2	FT%	23-28	82.1%
1 Shane Nowell	04:54	2-4	1-3	0-0	0	1	1	0	0	5	0	1	1	0	0	2	Dead Ball Rebounds: 3, 0		
50 Jordan Mains	02:13	0-1	0-0	0-0	0	0	0	0	0	0	0	0	0	0	0	0			
53 Grant Weltman	02:13	0-0	0-0	0-0	0	0	0	0	0	0	0	0	0	0	0	0			
Team					4	4	0	0	0	0	0	0	0	0	0				
Totals		31-64	11-27	23-28	13	33	46	14	17	96	14	8	2	7	0	25			

Technical Fouls: NONE

California - 71		Record: 9-10 (2-6)													Shooting By Period				
NO. Name	Min	FG	3P	FT	Rebounds	Fouls	TP	AS	TO	ST	Blocks	BS	BA	+	-	1st	2nd	3rd	
		M/A	M/A	M/A	OR	DR	OR	DR	OR	DR	BS	BA	BA			FG%	3P%	FT%	
15 Grant Anticovich	F 25:45	3-7	1-3	0-0	5	2	7	1	1	7	1	0	0	0	0	-21	1st	8-31	25.8%
22 Andre Kelly	F 27:27	4-8	0-0	0-0	1	7	8	3	0	8	0	0	0	0	1	-8	3PT%	1-5	20.0%
1 Joel Brown	G 28:49	2-6	0-0	1-1	1	2	3	2	2	5	3	1	1	0	3	-8	FT%	1-5	20.0%
31 Jordan Shepherd	G 33:35	7-19	2-4	5-6	1	3	4	3	4	21	4	2	1	0	0	-18	2nd	17-40	42.5%
32 Jalen Celestine	G 21:37	2-9	2-3	1-2	0	1	1	2	1	7	0	0	0	0	1	-23	3PT%	6-12	50.0%
24 Sam Alajki	15:28	1-4	1-1	1-2	2	4	6	2	1	4	0	0	0	0	1	-5	GM	25-71	35.2%
13 Kuany Kuany	18:13	2-8	1-5	4-6	1	1	2	3	4	9	1	0	2	0	0	-15	FT%	4-4	100%
21 Lars Thiemann	09:29	1-4	0-0	0-0	1	2	3	1	0	2	0	0	0	0	1	-11	GM	25-71	35.2%
10 Mikale Foreman	14:52	3-5	0-0	2-2	0	0	0	0	1	8	0	0	0	0	0	-15	3PT%	7-17	41.2%
0 Marsalis Roberson	04:45	0-1	0-0	0-0	0	0	0	0	0	0	0	0	0	0	0	-1	FT%	14-19	73.7%
Team					3	3	0	0	0	1	0	0	0	0	0		Dead Ball Rebounds: 3, 0		
Totals		25-71	7-17	14-19	15	22	37	19	14	71	13	5	4	0	7	25			

Technical Fouls: Coach 1<sup>st</sup> 4:06 Coach 1<sup>st</sup> 2:37

ARI		CAL		Points from		Period by Period Scoring			
Biggest lead	29 (2 <sup>nd</sup> 9:03)	0 (1 <sup>st</sup> 20:00)	Turnovers	4	7	1st	2nd	TOT	
Best Scoring Run	11 (2 <sup>nd</sup> 12:23)	5 (2 <sup>nd</sup> 18:15)	Paint	34	28	ARI	48	48	96
Lead Changes	0		Second Chance	9	14				
Times Tied	1		Fast Breaks	7	13				
Time with Lead	38:38	00:00	Bench	34	23	CAL	27	44	71

## GAME 18: #3 Arizona 59, at UCLA 75



Official Basketball Box Score - Final  
Arizona at UCLA  
01/23/22 Pauley Pavilion, Los Angeles  
2021-22 Men's Basketball

Game Time: 8:00 PM  
Game Duration: 1:58  
Attendance: 11,288

Officials: John Higgins, Mike Scophers, Nate Harris

Arizona - 59		Record: 16-2 (6-1)													Shooting By Period				
NO. Name	Min	FG	3P	FT	Rebounds	Fouls	TP	AS	TO	ST	Blocks	BS	BA	+	-	1st	2nd	3rd	
		M/A	M/A	M/A	OR	DR	OR	DR	OR	DR	BS	BA	BA			FG%	3P%	FT%	
35 Christian Koloko	C 30:45	5-8	0-0	1-2	4	3	7	1	3	11	2	2	0	1	0	-14	1st	12-34	35.3%
0 Bennedict Malthurin	G 34:28	5-22	3-6	3-6	4	6	10	1	4	16	2	2	0	5	0	-16	3PT%	4-15	26.7%
3 Pelle Larsson	G 33:17	4-10	2-7	0-0	1	4	5	1	2	10	0	0	0	1	0	-18	FT%	1-4	25%
4 Dalen Terry	G 24:59	0-5	0-2	0-0	1	4	5	0	0	0	1	2	0	1	1	1	2nd	11-41	26.8%
25 Kerr Krisia	G 34:53	0-12	0-0	0-0	2	2	2	1	2	0	6	4	0	0	0	-11	3PT%	3-13	23.1%
11 Oumar Ballo	15:05	3-8	1-3	0-0	2	5	7	1	0	7	1	0	1	0	1	-10	FT%	5-7	71.4%
5 Justin Kier	10:59	3-3	0-0	1-2	1	2	3	1	1	7	2	0	0	0	0	-3	GM	23-75	30.7%
10 Azuolas Tubelis	14:44	3-7	1-1	1-1	4	2	6	4	1	8	2	2	1	0	0	-9	3PT%	7-28	25.0%
1 Shane Nowell	00:25	0-0	0-0	0-0	0	0	0	0	0	0	0	0	0	0	0	0	FT%	6-11	54.5%
2 Adama Bal	00:25	0-0	0-0	0-0	0	0	0	0	0	0	0	0	0	0	0	0	Dead Ball Rebounds: 4, 2		
Team					4	4	0	0	0	0	0	0	0	0	0				
Totals		23-75	7-28	6-11	21	28	49	10	13	59	14	4	2	8	16				

Technical Fouls: NONE

UCLA - 75		Record: 14-2 (6-1)													Shooting By Period				
NO. Name	Min	FG	3P	FT	Rebounds	Fouls	TP	AS	TO	ST	Blocks	BS	BA	+	-	1st	2nd	3rd	
		M/A	M/A	M/A	OR	DR	OR	DR	OR	DR	BS	BA	BA			FG%	3P%	FT%	
2 Cody Riley	F 24:54	6-11	0-0	0-0	0	3	3	3	2	12	0	0	0	0	1	15	1st	17-32	53.1%
1 Jules Bernard	G 31:19	7-11	1-4	0-0	0	7	7	3	0	15	0	2	0	0	0	12	3PT%	5-7	71.4%
3 Johnny Juzang	G 31:23	6-18	3-5	0-0	0	3	2	0	0	16	3	2	0	0	0	12	FT%	1-2	50%
10 Tyger Campbell	G 29:33	4-7	1-2	0-0	0	4	4	2	1	9	3	0	0	1	0	14	2nd	15-32	46.9%
24 Jaime Jaquez Jr.	G 34:45	4-8	1-3	1-2	0	5	5	1	4	10	2	2	2	3	0	14	3PT%	3-10	30.0%
15 Myles Singleton	15:06	2-2	0-0	1-1	1	0	1	1	1	5	0	1	0	2	0	1	FT%	2-3	66.7%
34 David Singleton	17:08	1-2	1-1	1-2	1	1	2	0	1	4	0	0	1	0	0	9	GM	32-64	50.0%
23 Peyton Watson	15:52	2-5	1-2	0-0	0	4	4	1	1	5	0	3	2	2	0	3	3PT%	8-17	47.1%
Team					2	3	5	0	0	0	0	0	0	0	0		Dead Ball Rebounds: 0, 2		
Totals		32-64	8-17	3-5	4	30	34	13	10	75	12	8	7	8	2	16			

Technical Fouls: NONE

UoA		UCLA		Points from		Period by Period Scoring			
Biggest lead	4 (1 <sup>st</sup> 15:50)	18 (2 <sup>nd</sup> 1:50)	Turnovers	3	15	1st	2nd	TOT	
Best Scoring Run	7 (2 <sup>nd</sup> 7:43)	12 (1 <sup>st</sup> 10:10)	Paint	32	28	UoA	29	30	59
Lead Changes	7		Second Chance	14	3				
Times Tied	2		Fast Breaks	3	4	UCLA	40	35	75
Time with Lead	02:34	36:28	Bench	22	14				

## GAME 19: #3 Arizona 67, ARIZONA STATE 56



Official Basketball Box Score - Final  
Arizona St. at Arizona  
01/23/22 McKale Center, Tucson  
2021-22 Men's Basketball

Game Time: 12:30 PM  
Game Duration: 2:06  
Attendance: 14,644

Officials: Michael Greenstein, Greg Nixon, Kevin Bitt

Arizona St. - 56		Record: 6-12 (2-7)													Shooting By Period				
NO. Name	Min	FG	3P	FT	Rebounds	Fouls	TP	AS	TO	ST	Blocks	BS	BA	+	-	1st	2nd	3rd	
		M/A	M/A	M/A	OR	DR	OR	DR	OR	DR	BS	BA	BA			FG%	3P%	FT%	
2 Jalen Graham	F 20:20	4-11	0-1	1-2	2	6	8	3	3	9	1	2	1	0	2	1	1st	12-27	44.4%
4 Kimani Lawrence	F 31:56	4-10	0-0	0-3	3	3	6	3	4	8	2	3	2	0	2	-5	3PT%	5-10	50.0%
32 Alonzo Gaffney	F 12:51	0-0	0-0	0-1	0	1	1	5	1	0	0	2	1	0	0	-6	FT%	3-5	60%
0 DJ Horne	G 31:45	6-17	5-12	0-0	2	3	5	3	0										



GAME 21: #7 Arizona 72, #19 USC 63

GAME 22: #4 Arizona 91, at ARIZONA STATE 79



Official Basketball Box Score - Final
Southern California at Arizona
02/05/22 Micken Center, Tucson
2021-22 Men's Basketball

Game Time: 3:00 PM
Game Duration: 2:36
Attendance: 14,644

Officials: Tony Pridis, Verne Harris, Eric Curry

Table with columns: NO. Name, Min, FG, M.A., 3P, M.A., FT, M.A., Rebounds, Fouls, TP, AS, TO, ST, Blocks, +/-

Shooting By Period
1st FG% 13.37 35.1%
3PT% 2.15 13.3%
FT% 0-1 0.0%

Technical Fouls: NONE

Table with columns: NO. Name, Min, FG, M.A., 3P, M.A., FT, M.A., Rebounds, Fouls, TP, AS, TO, ST, Blocks, +/-

Shooting By Period
1st FG% 11.22 50.0%
3PT% 1.4 25.0%
FT% 6-12 50%

Technical Fouls: NONE

Summary table with columns: USC, ARI, Points from, Turnovers, Paint, Second Chance, Fast Breaks, Bench



Official Basketball Box Score - Final
Arizona at Arizona St.
02/06/22 Desert Financial Arena, Tempe
2021-22 Men's Basketball

Game Time: 2:00 AM
Game Duration: 1:56
Attendance: 13,233

Officials: Michael Greenstein, Debra Carr, Kelly Plefer

Table with columns: NO. Name, Min, FG, M.A., 3P, M.A., FT, M.A., Rebounds, Fouls, TP, AS, TO, ST, Blocks, +/-

Shooting By Period
1st FG% 16.30 53.3%
3PT% 4.9 44.4%
FT% 4.7 57.1%

Technical Fouls: Terry 2nd 0:53

Table with columns: NO. Name, Min, FG, M.A., 3P, M.A., FT, M.A., Rebounds, Fouls, TP, AS, TO, ST, Blocks, +/-

Shooting By Period
1st FG% 13.32 40.6%
3PT% 6.12 50.0%
FT% 4.6 66.7%

Technical Fouls: NONE

Summary table with columns: ARIZ, ASU, Points from, Turnovers, Paint, Second Chance, Fast Breaks, Bench

GAME 23: #4 Arizona 72, at WASHINGTON ST. 60

GAME 24: #4 Arizona 92, at WASHINGTON ST. 68



Official Basketball Box Score - Final
#4 Arizona at Washington St.
02/10/22 Beasley Coliseum, Pullman
2021-22 Men's Basketball

Game Time: 6:00 PM
Game Duration: 1:50
Attendance: 5,012

Officials: John Higgins, Frank Harvey, Mike Scyphers

Table with columns: NO. Name, Min, FG, M.A., 3P, M.A., FT, M.A., Rebounds, Fouls, TP, AS, TO, ST, Blocks, +/-

Shooting By Period
1st FG% 9.34 25.5%
3PT% 0.12 0.0%
FT% 2-2 100%

Technical Fouls: NONE

Table with columns: NO. Name, Min, FG, M.A., 3P, M.A., FT, M.A., Rebounds, Fouls, TP, AS, TO, ST, Blocks, +/-

Shooting By Period
1st FG% 11.24 45.8%
3PT% 1.5 20.0%
FT% 13-18 72.2%

Technical Fouls: NONE

Summary table with columns: ARIZ, WSU, Points from, Turnovers, Paint, Second Chance, Fast Breaks, Bench



Official Basketball Box Score - Final
Arizona at Washington
02/10/22 Alaska Airlines Arena, Seattle, Wash.
2021-22 Men's Basketball

Game Time: 3:00 PM
Game Duration: 2:01
Attendance: 8,503

Officials: Nate Harris, Jeff Ketchu, Chad Sheppard

Table with columns: NO. Name, Min, FG, M.A., 3P, M.A., FT, M.A., Rebounds, Fouls, TP, AS, TO, ST, Blocks, +/-

Shooting By Period
1st FG% 16.34 47.1%
3PT% 8-11 72.7%
FT% 20-29 68.0%

Technical Fouls: Mathurin 2nd 4:01

Table with columns: NO. Name, Min, FG, M.A., 3P, M.A., FT, M.A., Rebounds, Fouls, TP, AS, TO, ST, Blocks, +/-

Shooting By Period
1st FG% 11.24 45.8%
3PT% 1.5 20.0%
FT% 13-18 72.2%

Technical Fouls: NONE

Summary table with columns: UA, UW, Points from, Turnovers, Paint, Second Chance, Fast Breaks, Bench



# BOX SCORES

## GAME 25: #3 Arizona 83, OREGON STATE 69

## GAME 26: #3 Arizona 84, OREGON 81



Official Basketball Box Score - Final  
**Oregon St. at Arizona**  
 02/19/22 Mikesal Center, Tucson  
 2021-22 Men's Basketball  
 Game Time: 5:39 PM  
 Game Duration: 1:46  
 Attendance: 12,905  
 Officials: Eric Curry, Paul Szolc, Ryan McDaniel

Oregon St. - 69													Shooting By Period												
Record: 3-21 (11-13)													1st FG% 16-35 45.7%												
NO.	Name	Min	FG	3P	FT	Rebounds	Fouls	TP	AS	TO	ST	Blocks	+/	1st	2nd	3rd	4th	5th	6th	7th	8th	9th			
			M/A	M/A	M/A	OR	DR	PF	FF	OR	DR	BS	BA	FG%	FG%	FG%	FG%	FG%	FG%	FG%	FG%	FG%	FG%		
11	Maurice Calloo	F	27:53	4-11	2-6	0-0	1 7	8	2	0	10	1	2	0	0	1	-13								
35	Glenn Taylor Jr.	F	31:18	3-5	1-3	1-2	0 4	4	1	1	8	3	1	3	1	0	-11								
12	Roman Silva	C	33:50	5-13	0-0	3-4	5 2	7	3	5	13	1	2	1	1	1	-11								
2	Jarod Lucas	G	38:06	5-16	3-9	0-0	2 4	6	2	2	13	2	0	1	0	0	-8								
13	Dashawn Davis	G	36:29	3-9	0-1	3-3	1 0	1	4	4	9	7	1	0	0	0	-8								
10	Warith Alatishe	G	14:35	3-7	1-2	0-0	1 1	2	4	1	7	0	1	0	1	2	-11								
44	Ahmad Rand	F	17:49	4-8	1-1	0-0	0 0	0	0	0	9	0	0	0	2	0	-8								
Team							3	1	4		0														
Totals			27:69	8:22	7:9	13	19	32	16	13	69	14	7	5	5	4	-14								

Technical Fouls: Alatishe 1st 12:03

Arizona - 83													Shooting By Period												
Record: 23-2 (13-1)													1st FG% 16-31 51.6%												
NO.	Name	Min	FG	3P	FT	Rebounds	Fouls	TP	AS	TO	ST	Blocks	+/	1st	2nd	3rd	4th	5th	6th	7th	8th	9th			
			M/A	M/A	M/A	OR	DR	PF	FF	OR	DR	BS	BA	FG%	FG%	FG%	FG%	FG%	FG%	FG%	FG%	FG%	FG%		
10	Azuolas Tubelis	F	23:35	8-14	0-0	6-6	3 4	7	0	5	22	3	1	2	0	3	19								
35	Christian Koloko	C	23:10	8-11	0-1	0-0	3 6	9	2	0	16	1	1	0	1	1	26								
0	Benedict Mathurin	G	31:44	6-14	2-6	6-6	0 2	2	0	4	20	1	0	2	0	0	23								
4	Dalen Terry	G	23:34	3-4	0-1	2-4	1 4	5	1	3	8	5	0	0	0	0	20								
25	Kerr Krisia	G	24:22	2-4	0-0	2 2	1	0	6	6	1	0	1	0	1	0	16								
3	Pelle Larsson	G	20:16	0-2	0-2	0 4	4	2	1	0	3	2	0	0	0	0	-3								
5	Justin Kier	F	21:10	1-3	0-2	0 2	2	1	0	2	5	1	0	0	0	0	-1								
11	Oumar Ballo	F	18:46	3-6	0-0	1-3	4 5	9	2	2	7	1	3	0	2	1	1								
2	Adama Bal	F	05:59	0-1	0-1	0 0	0	0	1	0	0	0	0	0	0	0	-7								
1	Shane Nowell	F	02:42	0-0	0-0	0 0	0	0	1	0	1	0	0	0	0	0	-9								
20	Tautvilas Tubelis	F	01:34	0-1	0-1	0 0	0	0	0	0	0	0	0	0	0	0	-5								
50	Jordan Mains	F	01:34	1-1	0-0	0 0	0	0	2	0	2	0	0	0	0	0	-5								
53	Grant Weltman	F	01:34	0-0	0-0	0 0	0	0	0	0	0	0	0	0	0	0	-5								
Team							1	1	2		0														
Totals			32:61	4:18	15:19	12	30	42	13	15	83	26	9	4	4	5	14								

Technical Fouls: NONE

OSU		ARI		Points from Turnovers		OSU		ARI		Period by Period Scoring				
1st	2nd	1st	2nd	1st	2nd	TOT	1st	2nd	TOT	1st	2nd	TOT		
Biggest lead	4 (1st 17:49)	23 (2nd 3:54)	15	8	OSU	42	27	69	ARI	44	39	83		
Best Scoring Run	7 (2nd 1:20)	9 (2nd 16:39)	Paint	28	52	Second Chance	12	17	Fast Breaks	10	12	Bench	16	11
Lead Changes	9	2	OSU	42	27	69	ARI	44	39	83	Time with Lead	05:22	32:24	
Times Tied	2	0	OSU	42	27	69	ARI	44	39	83	Time with Lead	05:22	32:24	



Official Basketball Box Score - Final  
**Oregon at Arizona**  
 02/19/22 Mikesal Center, Tucson  
 2021-22 Men's Basketball  
 Game Time: 8:00 PM  
 Game Duration: 2:02  
 Attendance: 14,644  
 Officials: Randy McCoy, Verna Harris, Deron White

Oregon - 81													Shooting By Period												
Record: 17-10 (10-6)													1st FG% 17-35 48.6%												
NO.	Name	Min	FG	3P	FT	Rebounds	Fouls	TP	AS	TO	ST	Blocks	+/	1st	2nd	3rd	4th	5th	6th	7th	8th	9th			
			M/A	M/A	M/A	OR	DR	PF	FF	OR	DR	BS	BA	FG%	FG%	FG%	FG%	FG%	FG%	FG%	FG%	FG%	FG%		
13	Quincy Guerrier	F	28:14	7-12	1-1	0 1	1	4	3	21	1	1	2	0	0	13									
1	N'Faly Dante	C	28:16	6-9	0-0	1-2	6 9	15	1	2	13	2	4	0	0	0	9								
0	Will Richardson	C	36:00	7-15	2-6	6-6	1 2	3	4	22	2	2	2	0	0	1									
5	De'Von Harmon	G	29:10	3-6	0-1	0-0	0 1	1	2	3	6	2	0	1	0	0	-3								
42	Jacob Young	G	27:54	4-10	0-1	2-2	1 3	4	2	1	10	5	0	1	0	0	-9								
22	Franck Kepnang	F	11:29	0-2	0-0	0-0	0 1	1	3	0	0	0	0	0	0	0	-11								
50	Eric Williams Jr.	F	29:24	4-13	1-6	0-0	3 4	7	4	0	9	0	0	3	1	0	-2								
11	Rivaldo Soares	F	10:23	0-1	0-1	0-0	0 0	0	3	0	0	0	0	0	0	0	-6								
32	Nate Bittle	F	01:10	0-0	0-0	0 0	0	0	0	0	0	0	0	0	0	0	-7								
Team							0	3	3		0														
Totals			31:68	9:26	10:11	11	24	35	20	13	81	12	11	9	1	2	-3								

Technical Fouls: NONE

Arizona - 84													Shooting By Period												
Record: 24-2 (14-1)													1st FG% 17-24 70.8%												
NO.	Name	Min	FG	3P	FT	Rebounds	Fouls	TP	AS	TO	ST	Blocks	+/	1st	2nd	3rd	4th	5th	6th	7th	8th	9th			
			M/A	M/A	M/A	OR	DR	PF	FF	OR	DR	BS	BA	FG%	FG%	FG%	FG%	FG%	FG%	FG%	FG%	FG%	FG%		
10	Azuolas Tubelis	F	27:16	8-11	0-0	2-5	3 4	7	3	5	14	2	2	0	0	1	9								
35	Christian Koloko	C	35:11	5-8	0-0	0-0	2 6	8	2	1	10	4	3	0	2	0	-1								
0	Benedict Mathurin	G	35:46	9-17	4-7	4-7	1 6	7	2	3	24	5	0	0	0	0	13								
4	Dalen Terry	G	29:10	5-7	2-2	1-2	0 5	5	3	2	13	6	1	0	0	0	13								
25	Kerr Krisia	G	34:07	3-8	3-8	0-0	0 3	3	0	4	9	3	4	0	0	0	6								
3	Pelle Larsson	G	19:35	2-5	2-5	5-6	0 1	1	3	4	11	2	1	0	0	0	-11								
5	Justin Kier	F	07:55	0-1	0-1	0-0	0 0	0	0	0	0	0	0	0	0	0	-12								
11	Oumar Ballo	F	11:00	1-1	0-0	1-2	0 1	1	0	1	3	0	1	2	0	0	-2								
Team							1	0	1		0														
Totals			31:58	11:23	11:19	7	26	33	13	20	84	12	11	2	2	1	3								

Technical Fouls: NONE

ORE		ARI		Points from Turnovers		ORE		ARI		Period by Period Scoring				
1st	2nd	1st	2nd	1st	2nd	TOT	1st	2nd	TOT	1st	2nd	TOT		
Biggest lead	12 (1st 9:31)	6 (2nd 14:45)	18	10	ORE	47	34	81	ARI	45	39	84		
Best Scoring Run	9 (1st 9:31)	13 (2nd 14:45)	Paint	38	36	Second Chance	17	6	Fast Breaks	11	16	Bench	9	14
Lead Changes	16	7	ORE	47	34	81	ARI	45	39	84	Time with Lead	22:44	12:33	
Times Tied	7	0	ORE	47	34	81	ARI	45	39	84	Time with Lead	22:44	12:33	

## GAME 27: #2 Arizona 97, at UTAH 77

## GAME 28: #2 Arizona 63, at COLORADO 79



Official Basketball Box Score - Final  
**Arizona at Utah**  
 02/24/22 Jon M. Huntsman Center, Salt Lake City  
 2021-22 Utah Men's Basketball  
 Game Time: 9:00 PM  
 Game Duration: 1:52  
 Attendance: 8,263  
 Officials



# BOX SCORES

## GAME 29: #2 Arizona 91, at #16 USC 71

## GAME 30: #2 Arizona 81, STANFORD 69



Official Basketball Box Score - Final  
Arizona at USC  
03/01/22 Salem Center, Los Angeles  
2021-22 Men's Basketball

Game Time: 8:00 PM  
Game Duration: 1:50  
Attendance: 10,258

Officials: Tony Padilla, Mike Schyphers, Larry Spaulding

Arizona - 91		Record: 26-3 (16-2)										Shooting By Period					
NO.	Name	Min	FG	3P	FT	Rebounds	Fouls	TP	AS	TO	ST	Blocks	BS	BA	+/	1 <sup>st</sup> FG%	2 <sup>nd</sup> FG%
			M-A	M-A	M-A	OR	DR	FF				BS	BA				
10	Azuolas Tubelis	F 21:05	2-5	1-1	1-2	1	3	4	2	3	6	3	1	1	0	0	0
35	Christian Koloko	C 15:27	4-5	0-0	1-2	1	4	5	2	9	0	0	0	0	0	0	0
0	Benedict Mathurin	G 33:31	7-13	3-6	2-2	1	4	5	2	19	6	1	3	0	2	24	24
4	Dalen Terry	G 32:58	5-8	1-3	0-0	1	4	5	3	2	11	4	4	1	0	0	14
25	Kerr Krisia	G 36:04	5-13	4-10	4-4	2	2	4	1	3	18	4	0	1	0	2	23
3	Pelle Larsson	G 12:32	2-4	1-1	0-0	0	0	0	0	1	5	2	1	1	0	2	2
11	Oumar Ballo	G 24:33	5-7	0-0	1-3	1	4	5	1	2	11	0	0	0	1	0	24
5	Justin Kier	G 23:50	5-8	2-4	0-0	1	5	6	1	1	12	2	0	1	0	0	14
Team						1	0	1		0	0						
Totals			35-63	12-25	9-13	8	23	31	17	16	91	21	7	8	3	6	20

USC - 71		Record: 25-5 (14-5)										Shooting By Period					
NO.	Name	Min	FG	3P	FT	Rebounds	Fouls	TP	AS	TO	ST	Blocks	BS	BA	+/	1 <sup>st</sup> FG%	2 <sup>nd</sup> FG%
			M-A	M-A	M-A	OR	DR	FF				BS	BA				
1	Chevez Goodwin	F 19:17	4-5	0-0	2-3	2	0	2	4	4	10	0	3	0	1	0	-13
3	Isaiah Mobley	F 33:41	3-12	1-3	2-2	3	8	11	4	4	9	1	1	1	1	1	-20
0	Boogie Ellis	G 22:59	3-11	0-3	3-3	1	2	3	0	2	9	1	1	0	0	1	-21
13	Drew Peterson	G 32:00	2-11	0-6	6-8	2	3	5	1	4	10	4	1	1	1	0	-17
20	Ethan Anderson	G 20:06	0-2	0-0	0-0	0	0	0	1	1	0	2	0	2	1	0	-8
21	Reese Dixon-Waters	20:32	4-6	1-1	0-0	2	1	3	1	1	9	0	3	0	0	0	-12
23	Max Agbonkpolo	21:53	6-10	2-2	0-0	1	2	3	2	0	14	1	2	1	1	1	-7
2	Joshua Morgan	11:51	4-6	0-0	0-0	3	2	5	1	0	8	0	0	0	1	0	-3
2	Kobe Johnson	12:45	0-3	0-2	0-0	2	2	2	0	0	0	0	0	0	0	0	-3
30	Harrison Hornery	04:56	1-2	0-1	0-0	1	0	1	0	1	2	0	0	0	0	0	-2
Team						4	1	5		0	0						
Totals			27-68	4-18	13-16	19	21	40	16	17	71	9	12	5	6	3	-20

Technical Fouls: BENCH 1<sup>st</sup> 7<sup>th</sup>  
Technical Fouls: NONE

Biggest lead	ARIZ		USC		Points from Turnovers	ARIZ	USC	Period by Period Scoring			
	30 (2 <sup>nd</sup> 15:23)	0 (1 <sup>st</sup> 20:00)	10 (1 <sup>st</sup> 12:49)	10 (2 <sup>nd</sup> 4:38)				1st	2nd	TOT	
Best Scoring Run	0		0		Paint	44	40	ARIZ	57	44	91
Lead Changes	0		0		Second Chance	4	23	USC	27	44	71
Times Tied	0		0		Fast Breaks	13	15				
Time with Lead	39:37		00:00		Bench	28	33				



Official Basketball Box Score - Final  
Stanford at Arizona  
03/02/22 McKale Center, Tucson  
2021-22 Men's Basketball

Game Time: 7:00 PM  
Game Duration: 1:58  
Attendance: 14,382

Officials: Randy McCall, Mike Reed, Jim Schipper

Stanford - 69		Record: 15-14 (8-11)										Shooting By Period					
NO.	Name	Min	FG	3P	FT	Rebounds	Fouls	TP	AS	TO	ST	Blocks	BS	BA	+/	1 <sup>st</sup> FG%	2 <sup>nd</sup> FG%
			M-A	M-A	M-A	OR	DR	FF				BS	BA				
11	Jaiden Delaire	F 33:42	4-9	0-2	0-1	0	2	2	2	1	8	4	5	4	0	2	-12
14	Spencer Jones	F 25:51	9-14	4-6	0-0	3	2	5	2	0	22	1	0	0	0	0	2
22	James Keefe	F 12:04	0-4	0-0	0-0	1	1	2	1	0	0	2	0	0	0	1	2
55	Harrison Ingram	F 31:05	2-12	0-3	0-2	1	8	9	3	6	4	5	2	0	0	1	-8
5	Michael O'Connell	G 35:01	6-12	4-6	0-0	0	3	3	2	3	16	3	4	0	0	0	-9
10	Max Murrell	G 09:15	1-1	0-0	0-0	1	0	1	0	1	0	0	0	0	0	0	-5
24	Sam Beskind	G 07:08	0-0	0-0	0-0	0	0	0	0	0	0	0	1	0	0	0	-5
42	Maxime Raynaud	16:52	4-5	1-2	1-2	3	4	7	4	1	10	1	1	0	0	0	-1
1	Isa Silva	04:31	0-0	0-0	0-0	0	0	0	0	0	0	0	1	0	0	0	-5
23	Brandon Angel	13:27	1-1	0-0	0-0	0	1	1	4	0	2	0	1	1	0	0	-6
32	Lukas Kisunas	11:04	2-3	0-0	1-4	2	2	4	3	3	5	0	2	0	1	0	-13
Team						0	1	1		0	0						
Totals			29-61	9-19	2-9	11	24	35	23	14	69	16	17	5	2	5	-12

Technical Fouls: NONE

Arizona - 81		Record: 27-3 (17-2)										Shooting By Period					
NO.	Name	Min	FG	3P	FT	Rebounds	Fouls	TP	AS	TO	ST	Blocks	BS	BA	+/	1 <sup>st</sup> FG%	2 <sup>nd</sup> FG%
			M-A	M-A	M-A	OR	DR	FF				BS	BA				
10	Azuolas Tubelis	F 25:20	5-8	0-0	1-3	2	3	5	1	11	3	4	3	1	0	12	12
35	Christian Koloko	C 30:50	7-10	0-0	7-8	2	8	10	3	5	21	0	0	0	2	0	16
0	Benedict Mathurin	G 34:12	8-14	1-4	7-9	0	5	5	3	24	4	2	1	0	1	22	22
4	Dalen Terry	G 21:51	2-5	0-1	0-0	0	3	3	1	4	3	0	2	0	0	2	2
25	Kerr Krisia	G 35:46	2-6	2-6	1-1	0	0	0	1	2	7	1	1	0	0	6	6
3	Pelle Larsson	21:11	1-6	0-3	4-4	0	0	0	0	3	6	1	1	2	0	0	-3
5	Justin Kier	23:23	2-3	2-2	2-2	0	3	3	1	1	8	1	2	1	0	0	8
11	Oumar Ballo	07:27	0-1	0-0	0-0	0	1	1	2	1	0	0	0	0	2	1	-3
Team						0	1	1		0	0						
Totals			27-53	5-16	22-27	4	24	28	14	23	81	19	10	10	5	2	12

Technical Fouls: NONE

Biggest lead	STA		ARI		Points from Turnovers	STA	ARI	Period by Period Scoring			
	9 (1 <sup>st</sup> 2:58)	15 (2 <sup>nd</sup> 1:02)	10 (1 <sup>st</sup> 9:41)	8 (2 <sup>nd</sup> 10:53)				1st	2nd	TOT	
Best Scoring Run	0		0		Paint	30	44	STA	39	30	69
Lead Changes	0		0		Second Chance	11	2	ARI	37	44	81
Times Tied	4		0		Fast Breaks	0	22				
Time with Lead	17:18		19:51		Bench	19	14				

## GAME 31: #2 Arizona 89, CALIFORNIA 61

## GAME 32: #2 Arizona 84, STANFORD 80



Official Basketball Box Score - Final  
California at Arizona  
03/02/22 McKale Center, Tucson  
2021-22 Men's Basketball

Game Time: 3:00 PM  
Game Duration: 2:01  
Attendance: 14,644

Officials: Verne Harris, Deron White, Kurt Walker

California - 61		Record: 12-19 (5-15)										Shooting By Period					
NO.	Name	Min	FG	3P	FT	Rebounds	Fouls	TP	AS	TO	ST	Blocks	BS	BA	+/	1 <sup>st</sup> FG%	2 <sup>nd</sup> FG%
			M-A	M-A	M-A	OR	DR	FF				BS	BA				
15	Grant Anticovich	F 28:53	1-4	1-2	1-2	3	3	6	1	2	4	0	0	0	0	0	-19
21	Lars Thiamann	C 24:06	3-7	0-0	5-9	2	3	5	3	11	2	0	0	0	0	0	-22
10	Makale Foreman	G 23:24	4-10	1-5	3-3	0	1	1	0	2	12	1	3	0	0	0	-14
10	Makale Foreman	G 23:24	4-10	1-5	3-3	0	1	1	0	2	12	1	3	0	0	0	-14
32	Jordan Shepherd	G 32:25	5-14	0-3	6-9	0	1	1	3	5	16	1	0	0	0	0	-22
32	Jalen Celestine	G 20:42	3-8	0-3	0-0	0	0	0	4	2	6	1	2	0	0	0	-19
23	Obinna Anyanwu	10:08	1-2	0-0	1-2	1	0	1	4	1	3	0	0	0	0	0	-9
13	Kuany Kuany	21:27	2-3	1-1	1-1	0	5	5	4	2	6	1	1	0	0	0	-16
0	Marsalis Roberson	12:45	1-3	0-0	0-0	1	1	2	2	0	2	1	1	0	0	0	-3
3	Jarred Hyder	13:32	0-1	0-0	0-0	0	0	0	2	0	0	1	1	0	0	0	-8
24	Sam Alajiki	12:38	0-0	0-0	1-2	0	0	0	2	1	1	0	1	0	0	0	-8
Team						0	1	1		0	0						
Totals																	





GAME 37: #2 Arizona 60, #15 Houston 72



Official Basketball Box Score - Final
Houston at Arizona
03/24/22 AT&T Center, San Antonio, Texas
NCAA Division I Men's Basketball - Sweet 16

Game Time: 8:59 PM
Game Duration: 2:16
Attendance: 17,357

Officials: Terry Oglesby, Paul Szek, Marques Pettigrew

Table with columns: NO., Name, Min, FG, 3P, FT, Rebounds, Fouls, TP, AS, TO, ST, Blocks, +/-

Shooting By Period table with columns: 1st, 2nd, 3rd, GM, 3PT, FT

Table with columns: NO., Name, Min, FG, 3P, FT, Rebounds, Fouls, TP, AS, TO, ST, Blocks, +/-

Shooting By Period table with columns: 1st, 2nd, 3rd, GM, 3PT, FT

Summary table with columns: Biggest lead, Best Scoring Run, Lead Changes, Times Tied, Time with Lead



# RECORD VS. ALL OPPONENTS

Opponent	W	L	First GM	Last GM
+Adams State	2	0	1977	2008
Air Force	2	4	1959	1968
Alabama	1	3	1985	2018
Alaska-Anchorage	1	0	1995	1995
Arizona State	157	85	1914	2022
Arkansas	2	6	1949	1995
Arkansas-Little Rock	1	0	1988	1988
Auburn	0	2	1986	2018
Austin Peay	1	0	1991	1991
Ball State	1	0	2012	2012
Baylor	5	5	1948	2019
Belmont	1	0	2013	2013
Beloit	1	1	1950	1954
Bethune-Cookman	1	0	2011	2011
Boise State	2	0	2015	2015
Boston College	3	0	1986	1997
Boston University	1	0	2003	2003
Bowling Green	0	1	1956	1956
Bradley	4	7	1948	2015
Brigham Young	20	19	1952	2011
Bryant	1	0	2012	2012
Bucknell	0	1	2012	2012
Buffalo	0	1	2018	2018
Butler	3	1	1971	2017
+California	70	31	1924	2020
California Baptist	1	0	2021	2021
Cal-Poly Pomona	2	0	1966	1974
Cal-Poly SLO	4	0	1950	2019
Cal State Bakersfield	1	0	1973	2020
+Cal State Fullerton	4	1	1976	2011
Cal State Hayward	2	0	1965	1981
Cal State Los Angeles	4	5	1958	1972
Cal State Northridge	1	0	2014	2014
Canisius	1	3	1948	1954
Centenary	2	1	1953	1974
Chaminade	1	0	2001	2001
Charleston (W.Va.)	1	0	1981	1981
Charleston Southern	1	0	2012	2012
College of Charleston	1	0	1997	1997
Cincinnati	3	0	1976	1996
Clemson	3	0	1989	2012
Cleveland State	1	0	2009	2009
Colorado	23	16	1961	2022
Colorado State	14	11	1955	1978
Columbia	1	0	1975	1975
Coppin State	1	0	1997	1997
Cornell	1	0	1988	1988
Creighton	1	1	1968	1969
Davidson	1	0	2003	2003
Dayton	2	1	1951	2001
Delaware	1	0	1999	1999
Delaware State	1	0	1993	1993
Denver	3	1	1962	1986
DePaul	0	2	1930	1934
DePauw	1	0	1971	1971
Detroit	1	1	1976	1977
Drake	1	1	1934	1975
Drexel	1	0	2013	2013
Duke	5	4	1962	2013
Duquesne	2	3	1948	2012
East Carolina	1	0	1975	1975
East Tennessee State	2	1	1991	2012
Eastern Illinois	1	0	2001	2001
Eastern Michigan	2	0	1969	1978
Eastern New Mexico	1	0	1961	1961
Eastern Washington	2	0	2005	2020
Evansville	3	1	1964	1992
Fairleigh Dickinson	1	0	2013	2013
Florida	2	2	2002	2012
Florida Atlantic	1	0	2009	2009
Florida International	2	0	1982	1998
Florida State	1	3	1970	1997
Fordham	1	1	1970	1994
Fort Hays State	1	0	1984	1984
+Fresno State	4	3	1960	2015
Gardner-Webb	1	0	2014	2014
Georgetown	2	1	1976	1995
Georgia Southern	1	0	2018	2018
Georgia Tech	0	1	1991	1991
Gonzaga	6	4	2001	2019
Grambling	1	0	2020	2020
Grand Canyon	5	0	1978	2017

Opponent	W	L	First GM	Last GM
Hamline	3	0	1956	1963
Hardin-Simmons	24	14	1940	1967
Harvard	3	0	1967	2013
Hawaii	2	0	1976	1992
Hawaii-Hilo	2	0	1985	1986
Hawaii Pacific	2	0	1985	1986
Holy Cross	1	0	1998	1998
+Houston	6	6	1968	2022
Houston Baptist	2	0	1985	2018
Idaho	4	0	1974	1979
Idaho State	4	4	1959	2011
+Illinois	10	6	1967	2021
Illinois State	1	0	1998	1998
Illinois Wesleyan	1	2	1934	1983
Iowa	3	5	1958	1996
Iowa State	4	3	1970	2018
I.U.P.U.I.	1	0	1999	1999
Jackson State	2	0	1997	2000
Jacksonville	0	1	1970	1970
James Madison	1	0	1997	1997
Kansas	4	8	1980	2011
Kansas State	6	8	1951	2014
Kentucky	3	2	1946	1999
Lamar	1	1	1980	1981
LaSalle	1	2	1950	1995
LaVerne	2	0	1932	1933
Liberty	1	0	2004	2004
Lipscomb	1	0	2010	2010
Long Beach State	8	0	1988	2019
Long Island	1	0	1951	1951
Louisiana-Lafayette	2	0	1979	2004
Louisiana State	3	3	1991	2003
Louisiana Tech	1	0	2010	2010
Louisville	2	3	1949	2009
Loyola (Ill.)	1	0	1989	1989
Loyola (Md.)	1	0	1994	1994
Loyola Marymount	9	4	1937	2009
Manhattan	1	0	2005	2005
Marquette	3	1	1974	2005
Maryland	3	0	1964	2002
Memphis	4	4	1953	2011
Miami (Fla.)	3	0	1986	2012
Miami (Ohio)	0	2	1947	1995
Michigan	9	2	1958	2021
Michigan State	5	2	1947	2017
Midwestern	2	0	1976	1980
Minnesota	0	4	1952	1995
Mississippi	1	1	1953	2001
Mississippi State	2	2	1971	2012
Mississippi Valley St.	1	0	2009	2009
Missouri	4	1	1985	2017
Montana	3	0	1995	2020
Montana State	1	1	1940	1982
Morehead State	1	0	1947	1947
Morgan State	1	0	1997	1997
Mount St. Mary's	1	0	2014	2014
Murray State	1	1	1956	1957
Nebraska	2	2	1961	1999
New Mexico	85	42	1917	2017
New Mexico State	61	38	1917	2019
New Mexico Tech	10	0	1920	1942
New Orleans	3	0	1992	1994
New York University	0	1	1952	1952
Niagara	0	1	1954	1954
Nicholls State	1	0	1998	1998
North Carolina	3	4	1949	2007
NC-Asheville	1	0	1997	1997
NC-Wilmington	1	0	1999	1999
North Carolina State	2	1	2010	2017
North Dakota	1	0	2017	2017
North Dakota State	2	0	2017	2021
North Texas	0	2	1968	1970
+Northern Arizona	101	27	1919	2021
Northern Colorado	4	1	1960	2021
Northern Illinois	2	0	1973	1975
Northwestern	2	0	1977	1979
Northwestern State	1	0	2015	2015
Notre Dame	4	1	1934	2003
Oakland	2	0	2012	2014
Occidental	5	1	1931	1935
Ohio	0	1	1956	1956
Ohio State	1	2	1972	2015

Opponent	W	L	First GM	Last GM
+Oklahoma	2	5	1988	2011
Oklahoma City	1	1	1934	1957
Oklahoma State	3	0	1994	2005
Old Dominion	1	0	1976	1976
Omaha	1	0	2019	2019
Oral Roberts	1	0	2012	2012
Oregon	52	36	1979	2022
+Oregon State	70	22	1976	2022
Pacific	4	1	1958	2015
Penn State	1	0	1990	1990
Pennsylvania	2	0	1997	2019
Pepperdine	6	0	1965	2019
Pittsburgh	3	2	1949	1992
Pomona	2	0	1932	1933
Portland State	1	0	1976	1976
Princeton	1	0	1986	1986
Providence	3	3	1982	2015
Purdue	5	7	1934	2017
Regis	1	1	1960	1961
Rhode Island	3	0	1993	2013
Rice	2	0	2010	2011
Richmond	2	0	1995	2005
Robert Morris	3	0	1989	2011
Rutgers	2	0	1992	1995
Sacramento State	1	0	2021	2021
Sacred Heart	1	0	2017	2017
St. Bonaventure	1	0	1987	1987
St. Francis (Pa.)	1	1	1968	1991
St. Francis (N.Y.)	0	1	1948	1948
St. John's (N.Y.)	1	1	2012	2019
St. Joseph's (Pa.)	2	0	1948	1994
Saint Louis	2	1	1934	2004
Saint Mary's (Calif.)	5	2	1949	2017
Samford	1	0	2007	2007
Sam Houston State	1	0	2006	2006
San Diego	2	0	1973	2005
+San Diego State	24	7	1946	2014
San Francisco	1	4	1949	1973
San Francisco State	1	0	1985	1985
San Jose State	11	4	1937	2019
Santa Clara	8	4	1937	2017
Seattle University	5	2	1963	1971
Seton Hall	1	2	1988	2004
SMU	3	1	1974	2017
South Alabama	1	1	1972	1997
South Dakota State	1	0	2019	2019
South Florida	1	0	1990	1990
Southeast Oklahoma	0	1	1940	1940
Southern	1	0	2013	2013
Southern Illinois	2	1	1966	1977
Southern Miss.	3	0	1951	2012
Southwestern	0	1	1934	1934
+Stanford	71	31	1938	2022
Syracuse	1	2	1988	1995
TCU	1	2	1940	2022
Temple	2	0	1989	1992
Tennessee	1	4	1957	2021
Texas	8	2	1950	2011
UTRGV (form PanAm)	2	1	1984	1985
UT-San Antonio	1	1	1983	2021
+Texas A&M	8	1	1950	2017
Texas Southern	2	0	2015	2017
Texas Tech	24	28	1934	2013
Towson State	1	0	1995	1995
Tulane	2	0	1997	1997
Tulsa	1	2	1955	1986
UAB	1	1	2005	2009
UC Davis	2	0	1975	2018
UC Irvine	3	0	1998	2017
UCLA	46	62	1923	2022
UConn	2	5	1999	2018
UC Riverside	2	0	1972	1981
UC Santa Barbara	6	3	1956	2002
UMBC	1	0	2018	2017
+UMKC	1	0	2008	2008
+UNLV	9	12	1973	2017
U.S. International	1	0	1982	1982
+USC	72	46	1922	2022
Utah	37	31	1954	2022
Utah State	1	3	1959	2005
Utah Valley	2	0	2014	2018
UTEP	63	30	1920	2020

Opponent	W	L	First GM	Last GM
Valparaiso	3	0	1996	2012
Vanderbilt	0	2	1957	2010
Vermont	1	0	2003	2003
Villanova	2	2	1968	2006
Virginia	2	3	1994	2008
Wake Forest	1	1	2005	2019
+Washington	58	31	1965	2022
+Washington State	68	17	1960	2021
Washington Univ.	0	2	1949	1958
Wayne State	1	0	1947	1947
Weber State	5	0	1966	2014
West Texas State	20	16	1940	1962
+West Virginia	3	2	1949	2008
Western Illinois	1	0	1991	1991
Western Kentucky	2	0	2003	2006
Western New Mexico	3	3	1941	1962
Whittier	13	1	1924	1950
Wichita State	2	2	1952	2021
Wisconsin	2	5	1963	2015
Wright State	2	0	2005	2022
Wyoming	21	15	1963	2021
Xavier	1	1	2015	2017

+ Indicates that series results are affected by a vacated game(s) due to NCAA infractions. Records or streaks listed reflect on-court results only.





# SERIES VS. ALL OPPONENTS

## Adams State (2-0)

12/8/76	W	115-55	Tucson, Ariz.
11/21/07	W	88-64	Lawrence, Kan.

## Air Force (2-4)

2/28/59	L	62-115	Colo. Springs, Colo.
2/20/60	W	73-66	Colo. Springs, Colo.
12/17/60	L	67-76	Colo. Springs, Colo.
2/23/62	L	63-70	Tucson, Ariz.
12/15/62	L	46-57	Colo. Springs, Colo.
1/19/68	W	75-68	Tucson, Ariz.

## Alabama (1-3)

3/15/85	L	41-50	Albuquerque, N.M.
3/18/90	L	55-77	Long Beach, Calif.
12/9/17	W	88-82	Tucson, Ariz.
12/9/18	L	73-76	Tuscaloosa, Ala.

## Alaska-Anchorage (1-0)

11/25/94	W	107-88	Anchorage, Alaska
----------	---	--------	-------------------

## Arizona State (157-85)

12/13/13	W	41-17	Tucson, Ariz.
1/10/14	W	13-9	Tempe, Ariz.
1/13/23	W	29-20	Tucson, Ariz.
1/31/23	W	31-22	Tempe, Ariz.
1/26/24	W	39-24	Tempe, Ariz.
1/24/25	W	42-16	Tucson, Ariz.
2/2/25	W	40-17	Tempe, Ariz.
2/4/25	W	17-16	Tempe, Ariz.
1/13/26	W	30-24	Tucson, Ariz.
1/16/26	L	18-23	Tucson, Ariz.
2/1/26	L	19-25	Tempe, Ariz.
2/2/26	W	32-21	Tempe, Ariz.
1/21/27	W	29-18	Tucson, Ariz.
1/22/27	W	32-25	Tucson, Ariz.
1/31/27	W	36-29	Tempe, Ariz.
2/1/27	W	43-25	Tempe, Ariz.
1/13/28	W	39-32	Tucson, Ariz.
1/14/28	W	38-24	Tucson, Ariz.
1/30/28	L	27-47	Tucson, Ariz.
2/1/28	W	30-23	Tempe, Ariz.
1/18/29	W	36-18	Tucson, Ariz.
1/19/29	W	54-20	Tucson, Ariz.
2/4/29	W	56-22	Tempe, Ariz.
2/5/29	W	43-21	Tempe, Ariz.
1/10/30	W	50-40	Tucson, Ariz.
1/11/30	W	54-23	Tucson, Ariz.
2/3/30	W	48-40	Tempe, Ariz.
2/4/30	L	31-34	Tempe, Ariz.
1/23/31	L	20-28	Tucson, Ariz.
1/24/31	W	26-24	Tucson, Ariz.
2/3/31	L	20-38	Tempe, Ariz.
2/4/31	W	28-23	Tempe, Ariz.
1/15/32	W	39-20	Tucson, Ariz.
1/16/32	W	50-38	Tucson, Ariz.
2/1/32	W	51-24	Tempe, Ariz.
2/2/32	W	36-26	Tempe, Ariz.
1/13/33	W	32-30	Tucson, Ariz.
1/14/33	W	30-29	Tucson, Ariz.
2/3/33	W	35-21	Tempe, Ariz.
2/4/33	W	21-16	Tempe, Ariz.
1/19/34	W	33-22	Tucson, Ariz.
1/20/34	W	34-26	Tucson, Ariz.
2/2/34	W	39-24	Tempe, Ariz.
2/3/34	W	52-26	Tempe, Ariz.
1/18/35	W	36-30	Tucson, Ariz.
1/19/35	W	40-35	Tucson, Ariz.
2/1/35	L	33-40	Tempe, Ariz.
2/2/35	W	49-39	Tempe, Ariz.
1/13/36	W	34-27	Tucson, Ariz.
1/14/36	W	40-39	Tucson, Ariz.
2/7/36	L	41-43	Tempe, Ariz.
2/8/36	W	38-34	Tempe, Ariz.
1/8/37	W	38-27	Tucson, Ariz.
1/9/37	W	51-33	Tucson, Ariz.
1/15/37	W	37-36	Tempe, Ariz.
1/16/37	L	27-44	Tempe, Ariz.
1/7/38	L	41-52	Tucson, Ariz.
1/8/38	L	34-37	Tucson, Ariz.
2/28/38	L	31-49	Tempe, Ariz.
3/1/28	L	38-44	Tempe, Ariz.
1/6/39	L	33-35	Tempe, Ariz.
1/7/39	L	36-40	Tempe, Ariz.
2/24/39	L	43-50	Tucson, Ariz.
2/25/39	W	48-44	Tucson, Ariz.
1/12/40	W	37-35	Tucson, Ariz.
1/13/40	W	36-34	Tucson, Ariz.
2/5/40	W	51-40	Tempe, Ariz.

2/6/40	L	37-39	Tempe, Ariz.
1/10/41	W	55-40	Tucson, Ariz.
1/11/41	W	51-38	Tucson, Ariz.
3/5/41	L	34-51	Tempe, Ariz.
1/17/42	W	59-45	Tucson, Ariz.
1/27/42	L	41-42	Tempe, Ariz.
1/14/43	W	49-35	Tucson, Ariz.
1/15/43	L	39-41	Tucson, Ariz.
1/22/43	W	63-40	Tempe, Ariz.
1/23/43	W	43-29	Tempe, Ariz.
12/15/44	L	44-52	Tempe, Ariz.
12/16/44	L	41-48	Tempe, Ariz.
1/19/45	W	39-36	Tucson, Ariz.
1/20/45	W	39-37	Tucson, Ariz.
1/10/46	W	58-30	Tucson, Ariz.
1/11/46	W	60-37	Tucson, Ariz.
1/25/46	W	45-35	Tempe, Ariz.
1/26/46	W	44-27	Tempe, Ariz.
1/25/47	W	61-50	Tempe, Ariz.
2/1/47	W	63-41	Tucson, Ariz.
1/24/48	W	47-46	Tempe, Ariz.
2/21/48	W	61-58	Tucson, Ariz.
1/24/49	W	45-44	Tempe, Ariz.
2/19/49	W	63-60	Tucson, Ariz.
1/16/50	W	81-61	Tempe, Ariz.
2/4/50	W	73-51	Tucson, Ariz.
2/9/51	W	87-66	Tucson, Ariz.
3/5/51	W	71-59	Tempe, Ariz.
2/11/52	W	77-69	Tucson, Ariz.
2/28/52	L	59-87	Tempe, Ariz.
1/31/53	L	73-75	Tempe, Ariz.
2/12/53	W	65-60	Tucson, Ariz.
1/22/54	W	79-65	Tucson, Ariz.
2/8/54	W	82-75	Tempe, Ariz.
1/29/55	L	74-92	Tempe, Ariz.
3/2/55	L (OT)	103-104	Tucson, Ariz.
1/18/56	W	89-76	Tucson, Ariz.
2/25/56	L	88-96	Tempe, Ariz.
2/16/57	W	96-90	Tempe, Ariz.
3/4/57	W	77-70	Tucson, Ariz.
2/22/58	L	66-70	Tucson, Ariz.
3/3/58	L	76-78	Tempe, Ariz.
1/24/59	L	72-88	Tempe, Ariz.
2/7/59	L	62-85	Tucson, Ariz.
1/23/60	L	61-71	Tucson, Ariz.
3/5/60	L	71-76	Tempe, Ariz.
2/4/61	L	78-94	Tempe, Ariz.
2/25/61	L	75-94	Tucson, Ariz.
1/20/62	L	67-73	Tucson, Ariz.
2/27/62	L	53-67	Tempe, Ariz.
2/9/63	L	54-73	Tempe, Ariz.
3/4/63	L	53-58	Tucson, Ariz.
2/8/64	L	66-67	Tucson, Ariz.
3/4/64	L	69-72	Tempe, Ariz.
2/13/65	L	69-76	Tempe, Ariz.
3/3/65	W	97-87	Tucson, Ariz.
1/22/66	L	65-68	Tucson, Ariz.
2/26/66	W	91-80	Tempe, Ariz.
1/7/67	L	67-73	Tempe, Ariz.
2/25/67	W	92-65	Tucson, Ariz.
1/6/68	W	74-69	Tucson, Ariz.
2/17/68	L	61-78	Tempe, Ariz.
1/11/69	W	81-80	Tempe, Ariz.
3/1/69	W	90-73	Tucson, Ariz.
2/7/70	W	97-75	Tucson, Ariz.
3/4/70	W	90-89	Tempe, Ariz.
1/16/71	L	83-112	Tempe, Ariz.
2/20/71	L	83-95	Tucson, Ariz.
2/5/72	L	78-91	Tucson, Ariz.
3/4/72	L	75-83	Tempe, Ariz.
1/13/73	L	60-63	Tempe, Ariz.
2/17/73	L	105-110	Tucson, Ariz.
2/2/74	W	98-90	Tucson, Ariz.
3/2/74	L	95-108	Tempe, Ariz.
2/1/75	L	81-83	Tucson, Ariz.
3/8/75	L	92-107	Tempe, Ariz.
2/7/76	L	63-67	Tempe, Ariz.
3/6/76	W	77-72	Tucson, Ariz.
1/12/76	W (OT)	92-91	Tucson, Ariz.
2/5/77	W	99-83	Tucson, Ariz.
3/5/77	L (OT)	89-95	Tempe, Ariz.
1/12/77	W	72-70	Tempe, Ariz.
2/4/78	L (OT)	64069	Tempe, Ariz.
3/4/78	W	88-75	Tucson, Ariz.
1/12/78	L	82-84	Tucson, Ariz.
1/27/79	L	68-76	Tempe, Ariz.
2/24/79	W	85-80	Tucson, Ariz.
12/27/79	L	78-85	Tempe, Ariz.
1/26/80	L	72-97	Tucson, Ariz.

2/23/80	L	72-78	Tempe, Ariz.
1/24/81	L	65-83	Tempe, Ariz.
2/21/81	L	66-71	Tucson, Ariz.
1/23/82	L	54-55	Tucson, Ariz.
2/20/82	L	56-82	Tempe, Ariz.
1/22/83	L	69-82	Tempe, Ariz.
2/19/83	L	70-77	Tucson, Ariz.
1/20/84	W	71-49	Tucson, Ariz.
2/17/84	W	65-64	Tempe, Ariz.
1/5/85	W	61-60	Tempe, Ariz.
3/9/85	W	68-48	Tucson, Ariz.
1/4/86	W	62-53	Tucson, Ariz.
3/9/86	L	63-70	Tempe, Ariz.
1/29/87	W	82-67	Tempe, Ariz.
1/31/87	W	66-54	Tucson, Ariz.
1/28/88	W	99-59	Tucson, Ariz.
2/27/88	W	101-73	Tempe, Ariz.
1/26/89	W	96-71	Tempe, Ariz.
2/23/89	W	109-74	Tucson, Ariz.
1/17/90	W	70-61	Tempe, Ariz.
2/15/90	W	71-50	Tucson, Ariz.
1/17/91	W	74-71	Tempe, Ariz.
2/13/91	W	71-50	Tucson, Ariz.
1/22/92	W	92-65	Tucson, Ariz.
2/20/92	L	74-77	Tempe, Ariz.
1/20/93	W	91-87	Tempe, Ariz.
2/18/93	W	116-80	Tucson, Ariz.
1/5/94	W	98-81	Tucson, Ariz.
3/12/94	L	87-94	Tempe, Ariz.
1/5/95	L	52-53	Tempe, Ariz.
3/11/95	L (2OT)	98-103	Tucson, Ariz.
1/10/96	W	108-76	Tucson, Ariz.
2/7/96	W	71-69	Tempe, Ariz.
1/11/97	W	92-84	Tempe, Ariz.
2/5/97	W	87-71	Tucson, Ariz.
1/15/98	W	127-99	Tucson, Ariz.
2/14/98	W	83-82	Tempe, Ariz.
1/14/99	W	74-73	Tempe, Ariz.
2/10/99	W	86-80	Tucson, Ariz.
1/26/00	W	86-55	Tempe, Ariz.
2/26/00	W	89-82	Tucson, Ariz.
1/24/01	W	86-75	Tucson, Ariz.
2/21/01	W	88-58	Tempe, Ariz.
1/23/02	L	72-88	Tempe, Ariz.
2/20/02	W	83-75	Tucson, Ariz.
3/7/02	W	73-56	Los Angeles, Calif.
1/22/03	W	71-63	Tucson, Ariz.
2/22/03	W	92-72	Tempe, Ariz.
1/3/04	W	93-74	Tempe, Ariz.
3/7/04	W	106-82	Tucson, Ariz.
1/2/05	W	97-79	Tucson, Ariz.
3/5/05	W	70-68	Tempe, Ariz.
1/25/06	W	80-70	Tempe, Ariz.
2/25/06	W	68-47	Tucson, Ariz.
1/24/07	W	71-47	Tucson, Ariz.
2/25/07	W	61-58	Tempe, Ariz.
1/9/08	L (OT)	59-64	Tempe, Ariz.
2/10/08	L	54-59	Tucson, Ariz.
2/11/09	L	47-53	Tucson, Ariz.
2/22/09	L	68-70	Tempe, Ariz.
3/11/09	L	56-68	Los Angeles, Calif.
1/23/10	W	77-58	Tempe, Ariz.
2/21/10	L	69-73	Tucson, Ariz.
1/15/11	W	80-69	Tucson, Ariz.
2/13/11	W	67-52	Tempe, Ariz.
12/31/11	W	68-51	Tucson, Ariz.
3/4/12	L	80-87	Tempe, Ariz.
1/19/13	W	71-54	Tempe, Ariz.
3/9/13	W	73-58	Tucson, Ariz.
1/16/14	W	91-68	Tucson, Ariz.
2/14/14	L (2OT)	66-69	Tempe, Ariz.
1/4/15	W	73-49	Tucson, Ariz.
2/7/15	L	78-81	Tempe, Ariz.
1/3/16	W	94-82	Tempe, Ariz.
2/17/16	W	99-61	Tucson, Ariz.
1/12/17	W	91-75	Tucson, Ariz.
3/4/17	W	73-60	Tempe, Ariz.
12/30/17	W	84-78	Tucson, Ariz.
2/15/18	W	77-70	Tempe, Ariz.
1/31/19	L (OT)	88-95	Tempe, Ariz.
3/9/19	L	64-72	Tucson, Ariz.
1/4/20	W	75-47	Tucson, Ariz.
1/25/20	L	65-66	Tempe, Ariz.
1/21/21	W	84-82	Tempe, Ariz.
1/25/21	W	80-67	Tucson, Ariz.
1/29/22	W	67-56	Tucson, Ariz.
2/7/22	W	91-79	Tempe, Ariz.

## Arkansas (2-6)

3/10/49	L	44-65	Dallas, Texas
12/27/52	L	51-68	Dallas, Texas
12/29/66	L	61-65	Los Angeles, Calif.
11/23/90	W	89-77	New York, N.Y.
12/21/91	L	59-65	Fayetteville, Ark.
12/6/92	L	80-86	Tucson, Ariz.
4/2/94	L	82-91	Charlotte, N.C.
11/17/95	W	83-73	Fayetteville, Ark.

## Arkansas-Little Rock (1-0)

12/16/87	W	77-53	Tucson, Ariz.
----------	---	-------	---------------

## Auburn (0-2)

3/14/86	L	63-73	Long Beach, Calif.
11/21/18	L	57-73	Lahaina, Hawai'i

## Austin Peay (1-0)

11/14/90	W	122-80	Tucson, Ariz.
----------	---	--------	---------------

## Ball State (1-0)

11/13/11	W	73-63	Tucson, Ariz.
----------	---	-------	---------------

## Baylor (5-5)

12/18/47
----------



# SERIES VS. ALL OPPONENTS

## BYU (20-19)

12/1/51	L	62-68	Provo, Utah
12/29/61	W	60-58	Tucson, Ariz.
1/12/63	L	75-80	Tucson, Ariz.
2/15/63	L	72-77	Provo, Utah
2/15/64	W	80-67	Tucson, Ariz.
2/29/64	L	71-84	Provo, Utah
1/15/65	W	75-73	Tucson, Ariz.
2/26/65	L	88-92	Provo, Utah
1/8/66	L	74-87	Provo, Utah
2/19/66	W	76-62	Tucson, Ariz.
1/13/67	L	64-77	Tucson, Ariz.
3/4/67	L	58-70	Provo, Utah
1/12/68	L	62-72	Provo, Utah
3/2/68	W	96-85	Tucson, Ariz.
1/23/69	W	76-70	Tucson, Ariz.
2/15/69	L	66-75	Provo, Utah
1/8/70	W	90-77	Tucson, Ariz.
2/14/70	L	78-93	Provo, Utah
1/30/71	W	81-76	Tucson, Ariz.
2/26/71	L	83-95	Provo, Utah
1/8/72	L	67-88	Provo, Utah
2/11/72	L	78-89	Tucson, Ariz.
1/25/73	L	79-93	Provo, Utah
2/24/73	W	100-94	Tucson, Ariz.
1/24/74	W	93-91	Provo, Utah
2/21/74	W	118-90	Tucson, Ariz.
1/11/75	W	83-66	Provo, Utah
2/14/75	W	97-81	Tucson, Ariz.
1/16/76	W	79-78	Tucson, Ariz.
2/14/76	L	74-79	Provo, Utah
1/22/77	W	113-85	Tucson, Ariz.
2/17/77	W	64-62	Provo, Utah
1/19/78	L	86-87	Provo, Utah
2/18/78	W	104-90	Tucson, Ariz.
3/16/91	W	76-61	Salt Lake City, Utah
11/28/98	W (OT)	78-74	Provo, Utah
12/1/99	W	86-62	Tucson, Ariz.
12/28/09	L	69-99	Tucson, Ariz.
12/11/10	L	65-87	Salt Lake City, Utah

## California (68-31)

2/1/24	L	30-38	Oakland, Calif.
2/2/24	W	23-14	Oakland, Calif.
1/7/36	L	31-33	Tucson, Ariz.
12/30/26	L	22-55	Berkeley, Calif.
12/19/55	L	74-84	Tucson, Ariz.
12/22/56	L	49-70	Tucson, Ariz.
12/27/58	L	46-90	Berkeley, Calif.
12/18/63	W	64-58	Tucson, Ariz.
12/11/64	L	55-57	Berkeley, Calif.
12/29/65	W	62-58	Seattle, Wash.
12/4/70	L	79-87	Tucson, Ariz.
12/4/71	L	76-79	Berkeley, Calif.
12/27/74	L	82-84	Norfolk, Va.
1/6/79	W	69-64	Tucson, Ariz.
2/2/79	W	83-75	Berkeley, Calif.
1/3/80	W	89-81	Berkeley, Calif.
2/2/80	W	65-62	Tucson, Ariz.
1/31/81	W	73-71	Berkeley, Calif.
2/26/81	W	83-72	Tucson, Ariz.
1/30/82	L	73-85	Tucson, Ariz.
2/26/82	L	59-63	Berkeley, Calif.
2/5/83	L	57-59	Berkeley, Calif.
3/5/83	L	59-84	Tucson, Ariz.
2/2/84	W	56-50	Tucson, Ariz.
3/3/84	L	62-70	Berkeley, Calif.
1/10/85	W	69-67	Berkeley, Calif.
2/9/85	W	66-48	Tucson, Ariz.
1/12/86	W (2OT)	79-72	Tucson, Ariz.
2/6/86	W	61-52	Berkeley, Calif.
1/22/87	L (2OT)	81-82	Tucson, Ariz.
3/1/87	W	70-51	Berkeley, Calif.
1/7/88	W	80-51	Tucson, Ariz.
2/7/88	W	74-62	Berkeley, Calif.
3/11/88	W	88-64	Tucson, Ariz.
1/7/89	W	64-55	Berkeley, Calif.
2/2/89	W	86-59	Tucson, Ariz.
1/2/90	W (OT)	71-70	Tucson, Ariz.
2/21/90	W	93-68	Berkeley, Calif.
1/26/91	L	78-85	Berkeley, Calif.
2/21/91	W	100-63	Tucson, Ariz.
2/9/92	W	80-68	Berkeley, Calif.
3/5/92	W	100-77	Tucson, Ariz.
2/7/93	W	93-81	Tucson, Ariz.
3/4/93	L	71-74	Berkeley, Calif.
1/13/94	L (OT)	93-98	Tucson, Ariz.
2/13/94	W	96-77	Berkeley, Calif.
1/12/95	W	99-86	Berkeley, Calif.

2/12/95	W	72-74	Tucson, Ariz. ^
1/4/96	W	75-99	Berkeley, Calif. ^
3/9/96	W	71-68	Tucson, Ariz.
1/2/97	W	81-80	Tucson, Ariz.
3/8/97	L	77-79	San Francisco, Calif.
1/31/98	W	70-57	Berkeley, Calif.
2/26/98	W	76-73	Tucson, Ariz.
1/30/99	W	74-73	Tucson, Ariz.
2/25/99	L	76-89	Berkeley, Calif.
1/6/00	W	65-61	Berkeley, Calif.
3/11/00	W	70-61	Tucson, Ariz.
1/4/01	W	78-75	Tucson, Ariz.
3/10/01	W	78-76	Berkeley, Calif.
1/31/02	W	68-58	Berkeley, Calif.
3/2/02	W	99-53	Tucson, Ariz.
3/8/02	W	90-78	Los Angeles, Calif.
2/1/03	W	95-80	Tucson, Ariz.
2/27/03	W	88-75	Berkeley, Calif.
1/8/04	W	95-75	Tucson, Ariz.
2/5/04	L	83-87	Berkeley, Calif.
1/6/05	W	87-67	Berkeley, Calif.
2/3/05	W	97-76	Tucson, Ariz.
3/10/05	W	88-63	Los Angeles, Calif.
1/21/06	W	60-55	Tucson, Ariz.
2/16/06	L	66-75	Berkeley, Calif.
12/28/06	W	94-85	Tucson, Ariz.
3/1/07	W	70-65	Berkeley, Calif.
1/19/08	W	79-75	Berkeley, Calif.
2/14/08	W	83-73	Tucson, Ariz.
1/2/09	L	55-69	Berkeley, Calif.
3/5/09	L	77-83	Tucson, Ariz.
1/31/10	W	76-72	Tucson, Ariz.
2/25/10	L	71-95	Berkeley, Calif.
1/6/11	W	73-71	Tucson, Ariz.
2/5/11	W (3OT)	107-105	Berkeley, Calif.
2/2/12	W	78-74	Berkeley, Calif.
2/10/13	L	69-77	Tucson, Ariz.
2/1/14	L	58-60	Berkeley, Calif.
2/26/14	W	87-59	Tucson, Ariz.
1/24/15	W	73-50	Berkeley, Calif.
3/5/15	W	99-60	Tucson, Ariz.
3/12/15	W	73-51	Las Vegas, Nev.
1/23/16	L	73-74	Berkeley, Calif.
3/3/16	W	64-61	Tucson, Ariz.
12/30/16	W	67-62	Berkeley, Calif.
2/11/17	W	62-57	Tucson, Ariz.
1/17/18	W	79-58	Berkeley, Calif.
3/3/18	W	66-54	Tucson, Ariz.
1/12/19	W	87-65	Berkeley, Calif.
2/21/19	W	76-51	Tucson, Ariz.
2/13/20	W	68-52	Berkeley, Calif.
1/30/21	W	71-50	Tucson, Ariz.
1/23/22	W	96-71	Berkeley, Calif.
3/5/22	W	89-61	Tucson, Ariz.

^ - changed to win as a result of California forfeit

## California Baptist (1-0)

12/18/21	W	84-60	Tucson, Ariz.
----------	---	-------	---------------

## Cal Poly Pomona (2-0)

2/12/66	W	79-70	Tucson, Ariz.
12/8/73	W	87-54	Tucson, Ariz.

## Cal Poly SLO (4-0)

12/13/49	W	63-53	Tucson, Ariz.
12/17/57	W	66-65	Tucson, Ariz.
11/8/13	W	73-62	Tucson, Ariz.
11/11/18	W	82-61	Tucson, Ariz.

## Cal State Bakersfield (4-0)

11/29/72	W	94-87	Tucson, Ariz.
11/15/16	W	78-66	Tucson, Ariz.
11/16/17	W	91-59	Tucson, Ariz.
12/9/20	W	85-60	Tucson, Ariz.

## Cal State Fullerton (4-1)

1/6/76	W	85-70	Tucson, Ariz.
11/29/76	W	91-80	Tucson, Ariz.
12/1/83	L	66-67	Tucson, Ariz.
11/28/07	W	91-65	Tucson, Ariz.
12/8/10	W	73-62	Tucson, Ariz.

## Cal State Hayward (2-0)

12/19/64	W	86-44	Tucson, Ariz.
11/28/80	W	101-69	Tucson, Ariz.

## Cal State Los Angeles (4-5)

2/26/58	W	84-68	Tucson, Ariz.
12/12/58	L	77-81	Tucson, Ariz.

2/9/59	L	72-86	Los Angeles, Calif.
12/12/59	L	74-82	Los Angeles, Calif.
2/6/60	W	104-84	Tucson, Ariz.
12/8/60	W	92-90	Tucson, Ariz.
3/4/61	L	76-107	Los Angeles, Calif.
1/31/62	W	80-60	Tucson, Ariz.
12/17/71	L	81-86	Tucson, Ariz.

## Cal State Northridge (1-0)

11/16/14	W	86-68	Tucson, Ariz.
----------	---	-------	---------------

## Canisius (1-3)

1/1/48	L	50-59	Buffalo, N.Y.
12/26/50	L	52-55	Buffalo, N.Y.
12/29/51	L	78-89	Buffalo, N.Y.
12/31/53	W	79-58	Buffalo, N.Y.

## Centenary (2-1)

12/13/52	L	57-59	Tucson, Ariz.
12/15/53	W	79-64	Tucson, Ariz.
1/25/74	W	97-88	Tucson, Ariz.

## Chaminade (1-0)

11/20/00	W	97-57	Lahaina, Hawaii
----------	---	-------	-----------------

## Charleston (W. Va.) (1-0)

12/20/80	W	93-70	Tucson, Ariz.
----------	---	-------	---------------

## Charleston Southern (1-0)

11/11/12	W	82-73	Tucson, Ariz.
----------	---	-------	---------------

## Cincinnati (3-0)

12/27/75	W	71-64	Honolulu, Hawaii
2/21/93	W	70-60	Phoenix, Ariz.
2/11/96	W	79-76	Phoenix, Ariz.

## Clemson (3-0)

3/18/89	W	94-68	Boise, Idaho
12/10/11	W	63-47	Tucson, Ariz.
12/8/12	W	66-54	Clemson, S.C.

## Cleveland State (1-0)

3/22/09	W	71-57	Miami, Fla.
---------	---	-------	-------------

## College of Charleston (1-0)

3/15/97	W	73-69	Memphis, Tenn.
---------	---	-------	----------------

## Colorado (23-16)

12/2/60	L	72-82	Tucson, Ariz.
12/3/60	L	60-83	Tucson, Ariz.
12/8/61	L	51-72	Boulder, Colo.
12/9/61	L	57-60	Boulder, Colo.
12/22/62	W	60-52	Tucson, Ariz.
12/6/63	L	60-75	Boulder, Colo.
12/20/65	L (3OT)	73-77	Tucson, Ariz.
12/17/66	L	74-91	Boulder, Colo.
12/18/67	W	76-67	Tucson, Ariz.
12/19/68	L	69-70	Boulder, Colo.
12/3/73	W	91-76	Boulder, Colo.
12/21/74	W	94-63	Tucson, Ariz.
11/24/09	W (OT)	91-87	Lahaina, Hawaii
1/21/12	L	63-64	Boulder, Colo.
2/9/12	W	71-57	Tucson, Ariz.
3/10/12	L	51-53	Los Angeles, Calif.
1/3/13	W (OT)	92-83	Tucson, Ariz.
2/14/13	L	58-71	Boulder, Colo.
3/14/13	W	79-69	Las Vegas, Nev.
1/23/14	W	69-57	Tucson, Ariz.
2/22/14	W	88-61	Boulder, Colo.
3/14/14	W	63-43	Las Vegas, Nev.
1/15/15	W	68-54	Tucson, Ariz.
2/26/15	W	82-54	Boulder, Colo.
2/24/16	L	72-75	Boulder, Colo.
3/10/16	W	82-78	Las Vegas, Nev.
1/7/17	W	82-73	Tucson, Ariz.
3/9/17	W	92-78	Las Vegas, Nev.
1/6/18	L	77-80	Boulder, Colo.
1/25/18	W	80-71	Tucson, Ariz.
3/8/18	W	83-67	Las Vegas, Nev.
1/31/19	W	64-56	Tucson, Ariz.
2/17/19	L	60-67	Boulder, Colo.
1/18/20	W	75-54	Tucson, Ariz.
12/28/20	W	88-74	Tucson, Ariz.
2/6/21	L	79-82	Boulder, Colo.
1/13/22	W	76-55	Tucson, Ariz.
2/26/22	L	63-79	Boulder, Colo.
3/11/22	W	82-72	Las Vegas

## Colorado State (14-11)

12/17/54	L	62-67	Tucson, Ariz.
12/18/54	W	81-59	Tucson, Ariz.
12/19/56	W	73-63	Tucson, Ariz.
1/2/60	L	64-103	Fort Collins, Colo.
12/14/62	L	65-75	Fort Collins, Colo.
12/7/63	L	45-57	Fort Collins, Colo.
1/10/64	W	57-55	Tucson, Ariz.
1/29/70	W	75-69	Tucson, Ariz.
2/28/70	L	80-94	Fort Collins, Colo.
1/7/71	L	65-90	Fort Collins, Colo.
2/13/71	L	71-74	Tucson, Ariz.
1/14/72	W	78-74	Tucson, Ariz.
2/19/72	L	67-87	Fort Collins, Colo.
2/3/73	W	94-87	Tucson, Ariz.
3/2/73	L	72-79	Fort Collins, Colo.
1/5/74	L	67-85	Fort Collins, Colo.
2/8/74	W	76-67	Tucson, Ariz.
1/25/75	W	85-82	Fort Collins, Colo.
2/28/75	W	107-97	Tucson, Ariz.
1/30/76	W	94-76	Tucson, Ariz.
2/28/76	W	78-72	Fort Collins, Colo.
1/29/77	W	77-72	Fort Collins, Colo.
2/24/77	W	91-86	Tucson, Ariz.
1/27/78	W	75-63	Tucson, Ariz.



# SERIES VS. ALL OPPONENTS

**Duquesne (2-3)**

1/2/48	L	51-54	Pittsburgh, Pa.
12/21/48	L	51-57	Pittsburgh, Pa.
1/1/51	L	63-65	Pittsburgh, Pa.
11/27/87	W	133-78	Anchorage, Alaska
11/9/11	W	67-59	Tucson, Ariz.

**East Carolina (1-0)**

3/13/75	W	94-78	Louisville, Ky.
---------	---	-------	-----------------

**East Tennessee State (2-1)**

11/16/90	W	88-79	Tucson, Ariz.
3/20/92	L	80-87	Atlanta, Ga.
12/22/12	W	73-53	Honolulu, Hawaii

**Eastern Illinois (1-0)**

3/16/01	W	101-76	Kansas City, Mo.
---------	---	--------	------------------

**Eastern Michigan (2-0)**

1/7/69	W	89-72	Tucson, Ariz.
12/20/77	W	92-78	Tucson, Ariz.

**Eastern New Mexico (1-0)**

12/13/60	W	118-66	Tucson, Ariz.
----------	---	--------	---------------

**Eastern Washington (2-0)**

12/28/04	W	79-45	Tucson, Ariz.
12/5/20	W	70-67	Tucson, Ariz.

**Evansville (3-1)**

12/4/63	L	58-61	Tucson, Ariz.
12/28/63	W	78-61	Evansville, Ind.
12/17/68	W	102-88	Tucson, Ariz.
12/28/91	W	83-76	Tucson, Ariz.

**Fairleigh Dickinson (1-0)**

11/18/13	W	100-50	Tucson, Ariz.
----------	---	--------	---------------

**Florida (2-2)**

11/9/01	W	75-71	New York, N.Y.
11/28/03	L	77-78	Springfield, Mass.
12/7/11	L (OT)	72-78	Gainesville, Fla.
12/15/12	W	65-64	Tucson, Ariz.

**Florida Atlantic (1-0)**

11/17/08	W	75-62	Tucson, Ariz.
----------	---	-------	---------------

**Florida International (2-0)**

12/1/82	W	79-68	Tucson, Ariz.
12/30/98	W	91-75	Tucson, Ariz.

**Florida State (1-3)**

1/5/70	L	78-87	Tucson, Ariz.
12/31/70	L	85-95	Tallahassee, Fla.
12/6/94	W	96-78	Tucson, Ariz.
12/23/97	L	79-84	Tallahassee, Fla.

**Fordham (1-1)**

12/26/69	L	74-82	Evansville, Ind.
12/28/93	W	111-84	Tucson, Ariz.

**Fort Hayes State (1-0)**

12/30/83	W	81-64	Tucson, Ariz.
----------	---	-------	---------------

**Fresno State (4-3)**

2/13/60	L	68-69	Tucson, Ariz.
12/1/62	W	75-67	Tucson, Ariz.
12/17/79	W	65-61	Tucson, Ariz.
12/1/80	L	65-77	Tucson, Ariz.
12/9/80	L	60-70	Fresno, Calif.
12/16/07	W	69-50	Tucson, Ariz.
12/9/15	W	85-72	Tucson, Ariz.

**Gardner-Webb (1-0)**

12/2/14	W	91-65	Tucson, Ariz.
---------	---	-------	---------------

**Georgetown (2-1)**

3/13/76	W	83-76	Tempe, Ariz.
12/13/86	L	74-82	Washington, D.C.
11/24/95	W	91-81	New York, N.Y.

**Georgia Southern (1-0)**

11/29/18	W	100-70	Tucson, Ariz.
----------	---	--------	---------------

**Georgia Tech (0-1)**

2/17/91	L	56-62	East Rutherford, N.J.
---------	---	-------	-----------------------

**Gonzaga (6-4)**

11/29/00	W	101-87	Tucson, Ariz.
3/22/03	W (2OT)	96-95	Salt Lake City, Utah
12/14/08	W	69-64	Phoenix, Ariz.
12/17/11	L	60-71	Seattle, Wash.
3/23/14	W	84-61	San Diego, Calif.
12/6/14	W (OT)	66-63	Tucson, Ariz.
12/5/15	W	68-63	Spokane, Wash.
12/3/16	L	62-69	Los Angeles, Calif.
11/20/18	L	74-91	Lahaina, Hawai'i
12/14/19	L	80-84	Tucson, Ariz.

**Grambling (1-0)**

11/27/20	W	74-55	Tucson, Ariz.
----------	---	-------	---------------

**Grand Canyon (5-0)**

1/6/78	W	78-66	Tucson, Ariz.
12/13/78	W	90-78	Tucson, Ariz.
12/8/79	W	69-60	Tucson, Ariz.
12/30/80	W	74-60	Tucson, Ariz.
12/14/16	W	64-54	Tucson, Ariz.

**Hamline (3-0)**

12/14/55	W	71-63	Tucson, Ariz.
12/3/56	W	79-74	Tucson, Ariz.
1/2/63	W	82-47	Tucson, Ariz.

**Hardin-Simmons (24-14)**

1/1/40	W	40-31	Abilene, Texas
1/2/40	W	50-28	Abilene, Texas
1/7/42	W	50-26	Tucson, Ariz.
2/18/42	L	31-36	Abilene, Texas
2/13/47	W	70-54	Tucson, Ariz.
2/20/47	W	60-48	Abilene, Texas
1/10/48	L	53-54	Abilene, Texas
2/19/48	W	53-34	Tucson, Ariz.
1/6/49	W	50-43	Abilene, Texas
2/12/49	W	43-40	Abilene, Texas
2/27/50	L	53-57	Abilene, Texas
3/6/50	W	63-41	Tucson, Ariz.
1/13/51	W	67-55	Abilene, Texas
2/5/51	W	69-53	Tucson, Ariz.
1/14/52	W	65-43	Tucson, Ariz.
2/16/52	L	63-66	Abilene, Texas
2/4/53	W	72-67	Tucson, Ariz.
2/16/53	L	61-77	Abilene, Texas
3/6/53	L (OT)	61-67	Abilene, Texas
2/13/54	W	59-55	Tucson, Ariz.
2/23/54	W	78-72	Abilene, Texas
1/14/55	W	77-68	Tucson, Ariz.
2/6/55	L	58-71	Abilene, Texas
2/7/56	L	63-71	Abilene, Texas
2/18/56	W	83-73	Tucson, Ariz.
2/12/57	L	69-80	Tucson, Ariz.
2/23/57	L	69-80	Abilene, Texas
1/18/58	L	73-75	Tucson, Ariz.
2/10/58	W	69-52	Abilene, Texas
1/12/59	L	50-68	Abilene, Texas
2/14/59	W	66-64	Tucson, Ariz.
1/15/60	W	72-58	Tucson, Ariz.
1/30/60	L	63-81	Abilene, Texas
1/30/61	L	80-84	Abilene, Texas
2/13/61	W	83-68	Tucson, Ariz.
1/4/62	W	101-62	Tucson, Ariz.
2/10/62	W	86-74	Abilene, Texas
12/7/66	W	80-65	Tucson, Ariz.

**Harvard (3-0)**

12/23/66	W	59-58	Tucson, Ariz.
12/17/77	W	83-60	Tucson, Ariz.
3/23/13	W	74-51	Salt Lake City, Utah

**Hawaii (2-0)**

12/30/75	W	84-74	Honolulu, Hawaii
12/1/91	W	85-71	Honolulu, Hawaii

**Hawaii-Hilo (2-0)**

12/26/84	W	99-75	Hilo, Hawaii
1/2/86	W	104-71	Tucson, Ariz.

**Hawaii-Pacific (2-0)**

12/30/84	W	80-66	Pearl Harbor
12/10/86	W	105-85	Tucson, Ariz.

**Holy Cross (1-0)**

12/28/98	W	89-41	Tucson, Ariz.
----------	---	-------	---------------

**Houston (6-6)**

12/22/67	L	76-81	Tucson, Ariz.
12/5/68	L	64-85	Houston, Texas
12/9/77	W	81-80	Tucson, Ariz.
11/30/79	L	72-74	Houston, Texas
11/26/82	L	63-104	Houston, Texas
12/8/94	W	81-67	Tucson, Ariz.
12/2/95	W	73-69	Houston, Texas
12/3/05	L	65-69	Houston, Texas
12/17/06	W	87-62	Tucson, Ariz.
1/12/08	W	85-71	Houston, Texas
1/24/09	W (OT)	96-90	Tucson, Ariz.
3/24/22	L	60-72	San Antonio

**Houston Baptist (2-0)**

11/23/84	W	63-56	Tucson, Ariz.
11/7/18	W	90-60	Tucson, Ariz.

**Idaho (4-0)**

12/13/73	W	101-80	Tucson, Ariz.
12/3/75	W	88-62	Tucson, Ariz.
12/4/76	W	95-40	Tucson, Ariz.
12/16/78	W	69-58	Tucson, Ariz.

**Idaho State (4-4)**

12/20/58	L	58-86	Pocatello, Idaho
12/22/58	L	51-71	Pocatello, Idaho
12/29/60	L	64-75	Tucson, Ariz.
12/19/62	W	57-51	Tucson, Ariz.
1/3/69	W	92-48	Tucson, Ariz.
12/12/75	L	82-87	Tempe, Ariz.
12/15/79	W	89-83	Tucson, Ariz.
11/14/10	W	90-42	Tucson, Ariz.

**Illinois (10-6)**

12/27/66	L	77-93	Los Angeles, Calif.
11/30/73	W	101-80	Tucson, Ariz.
12/13/74	W	78-66	Tucson, Ariz.
12/20/75	L	60-66	Champaign, Ill.
11/28/77	L	107-113	Champaign, Ill.
1/24/87	L	63-82	Champaign, Ill.
1/30/88	W	78-70	Tucson, Ariz.
11/22/00	W	79-76	Lahaina, Hawaii
12/16/00	L	73-81	Chicago, Ill.
3/25/01	W	87-81	San Antonio, Texas
12/4/01	W	87-82	Phoenix, Ariz.
3/26/05	L (OT)	89-90	Rosemont, Ill.
12/2/06	W	84-72	Phoenix, Ariz.
12/8/07	W (OT)	78-72	Chicago, Ill.
11/10/19	W	90-69	Tucson, Ariz.
12/11/21	W	83-79	Champaign, Ill.

**Illinois State (1-0)**

3/21/98	W	82-49	Sacramento, Calif.
---------	---	-------	--------------------

**Illinois Wesleyan (1-2)**

1/2/34	L	44-49	Bloomington, Ill.
12/18/81	W	82-57	Tucson, Ariz.
12/27/82	L	64-67	Tucson, Ariz.

**Iowa (3-5)**

12/7/57	L	63-80	Iowa City, Iowa
12/19/60	L	64-105	Iowa City, Iowa
12/26/62	L	56-57	Portland, Ore.
12/29/75	L	80-82	Honolulu, Hawaii
2/7/87	L	80-89	Tucson, Ariz.
12/12/87	W	66-59	Iowa City, Iowa
3/25/88	W	99-79	Seattle, Wash.
3/17/96	W	87-73	Tempe, Ariz.

**Iowa State (4-3)**

12/12/69	W	78-65	Tucson, Ariz.
12/2/71	L	54-71	Ames, Iowa
12/11/82	L	66-80	Tucson, Ariz.
12/5/83	L	63-75	Ames, Iowa
12/29/90	W	102-77	Tucson, Ariz.
12/19/98	W	75-61	Las Vegas, Nev.
11/19/18	W	71-66	Lahaina, Hawai'i

**IUPUI (1-0)**

12/13/99	W	70-41	Tucson, Ariz.
----------	---	-------	---------------

**Jackson State (2-0)**

12/14/96	W	111-83	Tucson, Ariz.
3/16/00	W	71-47	Salt Lake City, Utah

**Jacksonville (0-1)**

12/26/69	L	72-104	Evansville, Ind.
----------	---	--------	------------------

**James Madison (1-0)**

12/28/97	W	92-68	Tucson, Ariz.
----------	---	-------	---------------

**Kansas (4-8)**

12/31/79	L	60-78	Tucson, Ariz.
12/7/81	L	57-86	Lawrence, Kan.
3/22/96	L	80-83	Denver, Colo.
3/21/97	W	85-82	Birmingham, Ala.
12/2/97	L	87-90	Chicago, Ill.
12/1/01	L	97-105	Tucson, Ariz.
11/25/03	W	91-74	Lawrence, Kan.
3/29/03	L	75-78	Anaheim, Calif.
11/21/05	W	61-49	Lahaina, Hawaii
11/25/07	L	72-76	Lawrence, Kan.
12/23/08	W	84-67	Tucson, Ariz.
11/27/10	L	79-87	Las Vegas, Nev.

**Kansas State (6-8)**

3/21/51	L	59-61	Kansas City, Mo.
12/8/51	L	57-76	Tucson, Ariz.
1/5/52	L	52-78	Manhattan, Kan.
12/6/54	W	86-81	Tucson, Ariz.
12/18/61	L	43-59	Manhattan, Kan.
12/23/72	L	69-85	Manhattan, Kan.
12/19/73	W	74-72	Tucson, Ariz.
12/14/74	W	67-65	Tempe, Ariz.
12/8/75	L	61-71	Manhattan, Kan.
12/6/80	L	53-55	Tucson, Ariz.
12/9/81	L	55-63	Manhattan, Kan.
12/30/97	W	125-87	Tucson, Ariz.
11/16/99	W	88-69	Tucson, Ariz.
11/25/14	W	72-68	Lahaina, Hawaii

**Kentucky (3-2)**

3/16/46	L	53-77	New York, N.Y.
12/23/93	L	92-93	Lahaina, Hawaii
3/31/97	W (OT)	84-79	Indianapolis, Ind.
11/25/97	W	89-74	Lahaina, Hawaii
11/26/99	W	63-51	New York, N.Y.

**Lamar (1-1)**

12/29/79	W	61-57	Tucson, Ariz.
12/27/80	L	61-63	Tucson, Ariz.

**La Salle (1-2)**

3/11/50	L	66-72	New York, N.Y.
11/17/52	L	68-87	Tucson, Ariz.
12/12/94	W	92-76	Tucson, Ariz.

**La Verne (2-0)**

1/7/32	W	39-27	La Verne, Calif.
1/5/33	W	32-31	La Verne, Calif.

**Liberty (1-0)**

12/28/03	W	107-91	Tucson, Ariz.
----------	---	--------	---------------

**Lipscomb (1-0)**

12/21/09	W (OT)	83-82	Tucson, Ariz.
----------	--------	-------	---------------

**Long Beach State (8-0)**

12/4/87	W	94-62	Tucson, Ariz.
12/1/90	W		



# SERIES VS. ALL OPPONENTS

## Loyola Marymount (9-4)

12/37	W	27-18	Los Angeles, Calif.
3/1/37	W	26-16	Tucson, Ariz.
3/2/37	L	26-30	Tucson, Ariz.
12/21/39	L	35-40	Los Angeles, Calif.
12/22/39	L	33-42	Los Angeles, Calif.
12/20/47	W	60-49	Tucson, Ariz.
12/10/48	W	52-51	Tucson, Ariz.
1/28/50	L	54-61	Los Angeles, Calif.
12/12/51	W	68-60	Tucson, Ariz.
12/20/57	W	77-67	Tucson, Ariz.
1/31/69	W	93-65	Tucson, Ariz.
12/4/84	W	82-75	Tucson, Ariz.
12/2/08	W	84-57	Tucson, Ariz.

## Loyola (Md.) (1-0)

3/18/94	W	81-55	Sacramento, Calif.
---------	---	-------	--------------------

## LSU (3-3)

12/8/90	L	82-92	Baton Rouge, La.
12/7/91	W	87-67	Tucson, Ariz.
2/13/99	W	78-71	Tucson, Ariz.
1/29/00	L	60-86	Baton Rouge, La.
12/20/00	W	88-75	Tucson, Ariz.
12/21/02	L	65-66	Baton Rouge, La.

## Manhattan (1-0)

12/21/04	W	105-75	Tucson, Ariz.
----------	---	--------	---------------

## Marquette (3-1)

12/28/73	L	72-76	Milwaukee, Wis.
1/8/94	W	94-80	Tucson, Ariz.
12/13/03	W	85-75	Tucson, Ariz.
12/18/04	W	48-43	Milwaukee, Wis.

## Maryland (3-0)

12/27/63	W	57-54	Evansville, Ind.
3/19/98	W	87-79	Anaheim, Calif.
11/8/01	W	71-67	New York, N.Y.

## Memphis (4-4)

1/3/53	L	56-75	Memphis, Tenn.
12/21/55	L (OT)	92-98	Tucson, Ariz.
1/1/57	L	76-93	Memphis, Tenn.
1/30/65	W	99-64	Tucson, Ariz.
12/4/65	W	94-69	Memphis, Tenn.
12/20/06	W	79-71	Tucson, Ariz.
12/29/07	L	63-76	Memphis, Tenn.
3/18/11	W	77-75	Tulsa, Okla.

## Miami (Fla.) (3-0)

1/18/86	W (OT)	81-74	Coral Gables, Fla.
12/19/89	W	83-53	Tucson, Ariz.
12/23/12	W	69-50	Honolulu, Hawaii

## Miami (Ohio) (0-2)

12/28/46	L	57-60	Cincinnati, Ohio
3/16/95	L	62-71	Dayton, Ohio

## Michigan (9-2)

12/30/57	L	76-88	Tucson, Ariz.
11/28/87	W	79-64	Anchorage, Alaska
11/25/89	W	82-75	Springfield, Mass.
12/30/93	W	119-95	Tucson, Ariz.
11/30/94	W	78-57	Auburn Hills, Mich.
11/22/95	W	86-79	New York, N.Y.
12/21/96	L (OT)	71-73	Ann Arbor, Mich.
11/24/04	W (OT)	61-60	New York, N.Y.
12/14/13	W	72-70	Ann Arbor, Mich.
12/13/14	W	80-53	Tucson, Ariz.
11/21/21	W	80-62	Las Vegas

## Michigan State (5-2)

1/2/47	W	45-43	East Lansing, Mich.
12/29/87	W	78-58	Tucson, Ariz.
12/11/99	W	79-68	Tucson, Ariz.
3/31/01	W	80-61	Minneapolis, Minn.
12/15/01	L	60-74	East Lansing, Mich.
11/23/05	L (OT)	71-74	Lahaina, Hawaii
11/1/16	W	65-63	Honolulu, Hawaii

## Midwestern (2-0)

12/1/75	W	119-80	Tucson, Ariz.
12/4/79	W (2OT)	93-85	Tucson, Ariz.

## Minnesota (0-4)

12/31/51	L	61-73	Milwaukee, Wis.
12/29/81	L	62-91	Minneapolis, Minn.
12/17/84	L	79-88	Tucson, Ariz.
11/24/94	L	70-72	Anchorage, Alaska

## Mississippi (1-1)

1/2/53	L	70-75	Memphis, Tenn.
3/23/01	W	66-56	San Antonio, Texas

## Mississippi State (2-2)

12/29/70	W	77-75	Greenville, S.C.
12/30/00	L	74-75	Tucson, Ariz.
12/5/04	W	68-64	Anaheim, Calif.
11/18/11	L	57-67	New York, N.Y.

## Mississippi Valley State (1-0)

11/24/08	W	86-52	Athens, Ga.
----------	---	-------	-------------

## Missouri (4-1)

12/29/84	L	73-76	Pearl Harbor, Hawaii
3/26/94	W	92-72	Los Angeles, Calif.
11/24/14	W	72-53	Lahaina, Hawaii
12/13/15	W	88-52	Tucson, Ariz.
12/10/16	W	79-60	Columbia, Mo.

## Montana (3-0)

12/5/95	W	84-66	Tucson, Ariz.
12/19/18	W	61-42	Tucson, Ariz.
12/22/20	W	70-64	Tucson, Ariz.

## Montana State (1-1)

12/30/39	L	32-39	Oklahoma City, Okla.
12/28/81	W	64-59	Minneapolis, Minn.

## Morehead State (1-0)

12/27/46	W	64-63	Louisville, Ky.
----------	---	-------	-----------------

## Morgan State (1-0)

11/20/97	W	115-53	Tucson, Ariz.
----------	---	--------	---------------

## Mount St. Mary's (1-0)

11/14/14	W	78-55	Tucson, Ariz.
----------	---	-------	---------------

## Murray State (1-1)

1/2/56	L	73-93	Murray, Ky.
12/17/56	W	81-70	Tucson, Ariz.

## NC State (2-1)

12/23/09	W	76-74	Tucson, Ariz.
12/19/10	W	72-62	Raleigh, N.C.
11/22/17	L	84-90	Nassau, Bahamas

## Nebraska (2-2)

12/21/60	L	55-79	Lincoln, Neb.
12/23/68	W	68-63	Tucson, Ariz.
12/20/69	L	69-79	Lincoln, Neb.
12/18/99	W	80-59	Las Vegas, Nev.

## New Mexico (85-42)

2/1/17	L	19-28	Albuquerque, N.M.
2/4/20	W	40-21	Tucson, Ariz.
2/5/20	W	51-19	Tucson, Ariz.
1922	W	58-22	Tucson, Ariz.
1922	W	55-21	Tucson, Ariz.
2/12/23	W	59-13	Tucson, Ariz.
2/13/23	W	38-5	Tucson, Ariz.
2/29/24	W	34-15	Albuquerque, N.M.
3/1/24	W	37-21	Albuquerque, N.M.
2/27/25	L	30-31	Tucson, Ariz.
2/28/25	W	21-18	Tucson, Ariz.
2/8/26	L	22-34	Albuquerque, N.M.
2/9/26	L	15-40	Albuquerque, N.M.
2/18/27	L	29-34	Tucson, Ariz.
2/19/27	W	27-26	Tucson, Ariz.
2/21/28	W	35-30	Albuquerque, N.M.
2/22/28	W	37-32	Albuquerque, N.M.
2/22/29	W	40-27	Tucson, Ariz.
2/23/29	W	36-29	Tucson, Ariz.
2/21/30	L	28-32	Albuquerque, N.M.
2/22/30	W	28-26	Albuquerque, N.M.
2/20/31	W	31-25	Tucson, Ariz.
2/21/31	W	27-23	Tucson, Ariz.
2/19/32	L	28-30	Albuquerque, N.M.
2/20/32	L	33-40	Albuquerque, N.M.
2/17/33	W	47-25	Tucson, Ariz.
2/18/33	W	38-29	Tucson, Ariz.
2/23/34	W	33-32	Albuquerque, N.M.
2/24/34	W	36-31	Albuquerque, N.M.

2/5/35	W	38-37	Tucson, Ariz.
2/6/35	W	41-38	Tucson, Ariz.
2/26/35	L	15-38	Albuquerque, N.M.
2/27/35	L	28-43	Albuquerque, N.M.
1/31/36	W	28-25	Albuquerque, N.M.
2/1/36	L	23-25	Albuquerque, N.M.
2/27/36	W	41-25	Tucson, Ariz.
2/28/36	L	27-40	Tucson, Ariz.
2/1/37	W	38-32	Tucson, Ariz.
2/2/37	L (OT)	30-32	Tucson, Ariz.
2/25/37	W	37-26	Albuquerque, N.M.
2/26/37	L	32-37	Albuquerque, N.M.
2/14/38	W	45-39	Albuquerque, N.M.
2/15/38	W	43-35	Albuquerque, N.M.
2/25/38	W	60-49	Tucson, Ariz.
2/26/38	W	53-47	Tucson, Ariz.
2/17/39	W	56-40	Tucson, Ariz.
2/18/39	W	63-40	Tucson, Ariz.
3/3/39	W	39-37	Albuquerque, N.M.
3/4/39	W	45-41	Albuquerque, N.M.
2/23/40	W	62-52	Tucson, Ariz.
2/24/40	W	59-42	Tucson, Ariz.
1/31/41	W	47-31	Albuquerque, N.M.
2/1/41	L	23-33	Albuquerque, N.M.
2/15/41	W	62-35	Tucson, Ariz.
1/31/42	L	41-50	Albuquerque, N.M.
2/11/42	L	43-53	Tucson, Ariz.
2/17/43	W	55-40	Albuquerque, N.M.
2/19/43	W	41-37	Albuquerque, N.M.
12/20/45	L	37-42	Albuquerque, N.M.
12/21/45	W	47-38	Albuquerque, N.M.
2/1/46	W	78-53	Tucson, Ariz.
2/2/46	W	75-42	Tucson, Ariz.
1/11/47	W	58-40	Albuquerque, N.M.
2/7/47	W	67-37	Tucson, Ariz.
2/5/48	W	58-46	Tucson, Ariz.
2/12/48	W	62-59	Albuquerque, N.M.
1/12/49	W	57-53	Tucson, Ariz.
3/2/49	W	66-57	Albuquerque, N.M.
12/30/49	W	65-52	El Paso, Texas
2/9/50	W	57-53	Albuquerque, N.M.
2/22/50	W	71-62	Tucson, Ariz.
2/12/51	W	77-54	Albuquerque, N.M.
2/24/51	W	63-58	Tucson, Ariz.
1/1/55	L	65-71	Albuquerque, N.M.
12/13/56	W	74-55	Tucson, Ariz.
3/2/59	W	80-77	Albuquerque, N.M.
2/10/60	W	64-62	Tucson, Ariz.
12/16/60	L	73-79	Albuquerque, N.M.
12/23/61	W	85-63	Tucson, Ariz.
1/18/63	L	48-59	Albuquerque, N.M.
2/22/63	W	49-46	Tucson, Ariz.
1/16/64	L	50-59	Albuquerque, N.M.
2/22/64	W	54-46	Tucson, Ariz.
1/9/65	L	42-64	Albuquerque, N.M.
2/20/65	L	66-70	Tucson, Ariz.
2/4/66	W (OT)	83-77	Tucson, Ariz.
3/3/66	L	69-83	Albuquerque, N.M.
2/4/67	L	50-81	Albuquerque, N.M.
2/17/67	W	70-64	Tucson, Ariz.
2/3/68	W	69-68	Tucson, Ariz.
2/22/68	L	74-102	Albuquerque, N.M.
2/8/69	L	74-79	Albuquerque, N.M.
2/20/69	W	77-75	Tucson, Ariz.
1/17/70	W	78-72	Albuquerque, N.M.
2/19/70	W	80-78	Tucson, Ariz.
2/4/71	L	77-81	Albuquerque, N.M.
3/6/71	L	83-93	Tucson, Ariz.
1/29/72	L	55-61	Albuquerque, N.M.
2/24/72	W	53-51	Tucson, Ariz.
1/6/73	W	83-73	Tucson, Ariz.
2/8/73	L	73-93	Albuquerque, N.M.
1/11/74	W	97-89	Tucson, Ariz.
2/16/74	L	72-99	Albuquerque, N.M.
1/17/75	W	67-49	Tucson, Ariz.
2/22/75	W	58-56	Albuquerque, N.M.
1/24/76	W	80-79	Albuquerque, N.M.
2/20/76	W (OT)	67-65	Tucson, Ariz.
1/13/77	W	89-78	Albuquerque, N.M.
2/12/77	W	88-84	Tucson, Ariz.
1/14/78	L	81-93	Tucson, Ariz.
2/9/78	L	85-103	Albuquerque, N.M.
12/22/78	W	107-88	Tucson, Ariz.
2/26/79	L	98-129	Albuquerque, N.M.
12/19/81	W	67-63	Tucson, Ariz.
12/4/82	L	73-101	Albuquerque, N.M.
12/20/84	L	58-59	Albuquerque, N.M.
12/14/85	W	70-55	Tucson, Ariz.
12/8/88	L	59-61	Albuquerque, N.M.

11/30/88	W	80-67	Tucson, Ariz.
12/14/91	W	66-54	Albuquerque, N.M.
12/8/92	W	89-70	Tucson, Ariz.
11/30/96	L	77-84	Albuquerque, N.M.
1/18/98	W	89-70	Tucson, Ariz.
1/16/99	L	78-79	Albuquerque, N.M.
12/21/99	L	68-70	Tucson, Ariz.
12/20/16	W	77-46	Tucson, Ariz.
12/16/17	W	89-73	Albuquerque, N.M.

## New Mexico State (61-38)

2/2/17	W	34-25	Las Cruces, N.M.
2/14/19	W	42-25	Tucson, Ariz.
2/15/19	W	44-23	Tucson, Ariz.
2/27/19	L	14-38	Las Cruces, N.M.
2/28/19	L	17-34	Las Cruces, N.M.
2/6/20	W	28-17	Las Cruces, N.M.
2/7/20	L	19-43	Las Cruces, N.M.
3/6/20	W	37-25	Tucson, Ariz.
3/7/20	W	26-14	Tucson, Ariz.
1922	W	36-6	El Paso, Texas
1922	W	35-14	Tucson, Ariz.
2/2/23	W	46-14	Tucson, Ariz.
2/3/23	W	39-22	Tucson, Ariz.
2/25/24	W	35-26	Las Cruces, N.M.
2/26/24	W	39-14	



# SERIES VS. ALL OPPONENTS

1/9/60	L	53-70	Tucson, Ariz.
2/29/60	L	46-76	Las Cruces, N.M.
1/9/61	L	64-89	Tucson, Ariz.
2/20/61	L	68-73	Las Cruces, N.M.
1/11/62	L	55-68	Las Cruces, N.M.
2/3/62	W	68-67	Tucson, Ariz.
1/5/63	W (OT)	63-59	Las Cruces, N.M.
2/2/63	W	63-40	Tucson, Ariz.
1/11/64	W	72-40	Tucson, Ariz.
2/11/67	L	61-66	Tucson, Ariz.
2/9/68	L	75-93	Las Cruces, N.M.
12/11/68	L	72-78	Tucson, Ariz.
1/2/70	L	76-95	Las Cruces, N.M.
12/9/70	L	74-76	Las Cruces, N.M.
12/13/71	L	73-89	Las Cruces, N.M.
12/19/99	W	84-60	Tucson, Ariz.
11/9/06	W	102-87	Tucson, Ariz.
11/18/10	W	83-57	Tucson, Ariz.
11/29/11	W	83-76	Las Cruces, N.M.
12/11/13	W	74-48	Las Cruces, N.M.
11/7/19	W	83-53	Tucson, Ariz.

### New Mexico Tech (10-0)

2/3/20	W	36-12	Tucson, Ariz.
1921	W	75-11	Socorro, N.M.
1921	W	74-13	Socorro, N.M.
2/27/24	W	64-15	Socorro, N.M.
2/28/24	W	77-17	Socorro, N.M.
2/10/26	W	37-24	Socorro, N.M.
2/23/28	W	49-16	Socorro, N.M.
1/26/35	W	30-13	Socorro, N.M.
12/29/41	W	43-38	Tucson, Ariz.
12/30/41	W	51-30	Tucson, Ariz.

### New Orleans (3-0)

1/2/92	W	82-64	Tucson, Ariz.
1/23/93	W	72-69	New Orleans, La.
12/14/93	W	80-62	Tucson, Ariz.

### New York University (0-1)

12/27/51	L	76-103	New York, N.Y.
----------	---	--------	----------------

### Niagara (0-1)

1/2/54	L	46-79	Niagara, N.Y.
--------	---	-------	---------------

### Nicholls State (1-0)

3/12/98	W	99-60	Sacramento, Calif.
---------	---	-------	--------------------

### North Carolina (3-4)

12/28/48	L	49-60	Lafayette, La.
3/27/88	W	70-52	Seattle, Wash.
12/2/88	L	72-79	Charlotte, N.C.
11/22/96	W	83-72	Springfield, Mass.
3/29/97	W	66-58	Indianapolis, Ind.
1/28/06	L	69-86	Chapel Hill, N.C.
1/27/07	L	64-92	Tucson, Ariz.

### North Dakota (1-0)

3/16/17	W	100-82	Salt Lake City, Utah
---------	---	--------	----------------------

### North Dakota State (2-0)

12/18/17	W	83-53	Tucson, Ariz.
11/16/21	W	97-45	Tucson, Ariz.

### North Texas (0-2)

12/23/67	L	62-65	Tucson, Ariz.
12/18/69	L	83-98	Denton, Texas

### Northern Arizona (101-27)

2/10/19	L	32-37	Tucson, Ariz.
2/11/19	W	57-28	Tucson, Ariz.
2/10/28	W	28-25	Tucson, Ariz.
2/11/28	L	30-40	Tucson, Ariz.
2/15/29	L	26-30	Flagstaff, Ariz.
2/16/29	L	18-20	Flagstaff, Ariz.
1/18/30	W	29-16	Flagstaff, Ariz.
1/18/30	W	26-18	Flagstaff, Ariz.
2/14/30	W	37-17	Tucson, Ariz.
2/15/30	W	46-24	Tucson, Ariz.
2/13/31	W	29-25	Flagstaff, Ariz.
2/14/31	L	24-27	Flagstaff, Ariz.
2/12/32	W	49-28	Tucson, Ariz.
2/13/32	W	37-31	Tucson, Ariz.
2/11/33	L	35-38	Flagstaff, Ariz.
2/12/33	L	28-31	Flagstaff, Ariz.
2/16/34	W	34-28	Tucson, Ariz.
2/17/34	W	39-27	Tucson, Ariz.
2/15/35	L	42-52	Flagstaff, Ariz.
2/16/35	L	47-48	Flagstaff, Ariz.

2/24/36	W	44-41	Tucson, Ariz.
2/25/36	W	48-38	Tucson, Ariz.
2/5/37	L	17-42	Flagstaff, Ariz.
2/6/37	W	35-33	Flagstaff, Ariz.
1/17/38	W	47-42	Tucson, Ariz.
1/18/38	W	45-33	Tucson, Ariz.
1/30/39	L	35-40	Tucson, Ariz.
1/31/39	L	35-48	Tucson, Ariz.
2/2/40	L	36-40	Flagstaff, Ariz.
2/3/40	W	40-32	Flagstaff, Ariz.
2/12/40	W	39-38	Tucson, Ariz.
2/13/40	W	55-35	Tucson, Ariz.
12/16/40	W	38-29	Tucson, Ariz.
3/3/41	W	55-46	Flagstaff, Ariz.
3/4/41	L	47-48	Flagstaff, Ariz.
1/26/42	L	36-44	Tempe, Ariz.
3/2/42	W	44-31	Tucson, Ariz.
1/25/43	W	55-23	Flagstaff, Ariz.
1/26/43	W	67-49	Flagstaff, Ariz.
2/1/43	W	71-42	Tucson, Ariz.
2/2/43	W	84-27	Tucson, Ariz.
1/13/45	W	44-38	Tucson, Ariz.
2/9/45	L	37-53	Flagstaff, Ariz.
2/10/45	L	36-47	Flagstaff, Ariz.
1/28/46	L (OT)	53-54	Flagstaff, Ariz.
1/29/46	W	38-35	Flagstaff, Ariz.
2/11/46	W	46-38	Tucson, Ariz.
2/12/46	W	51-36	Tucson, Ariz.
1/17/47	W	50-27	Tucson, Ariz.
1/27/47	W	52-37	Flagstaff, Ariz.
1/26/48	L	36-38	Flagstaff, Ariz.
1/31/48	W	72-39	Flagstaff, Ariz.
1/22/49	W	60-39	Flagstaff, Ariz.
2/25/49	W	55-38	Tucson, Ariz.
1/7/50	W	69-44	Flagstaff, Ariz.
2/18/50	W	64-58	Tucson, Ariz.
1/6/51	W	83-44	Tucson, Ariz.
1/20/51	W	69-39	Flagstaff, Ariz.
1/12/52	W	70-57	Tucson, Ariz.
1/28/52	W	57-55	Flagstaff, Ariz.
1/26/53	W	90-70	Flagstaff, Ariz.
2/10/53	W	69-54	Tucson, Ariz.
12/4/53	W	70-60	Tucson, Ariz.
12/2/54	W	68-58	Tucson, Ariz.
1/24/55	L	72-79	Flagstaff, Ariz.
12/3/55	W	96-67	Tucson, Ariz.
1/30/56	W	77-74	Flagstaff, Ariz.
12/1/56	W	79-57	Tucson, Ariz.
1/28/57	W (OT)	103-93	Flagstaff, Ariz.
12/2/57	W	64-59	Tucson, Ariz.
1/27/58	L	70-85	Flagstaff, Ariz.
1/26/58	L	66-72	Tucson, Ariz.
1/26/59	L	69-97	Flagstaff, Ariz.
12/5/59	W	76-62	Tucson, Ariz.
1/27/60	L	69-77	Flagstaff, Ariz.
12/6/60	W	78-59	Tucson, Ariz.
1/25/61	W	67-49	Flagstaff, Ariz.
12/5/61	W	70-52	Tucson, Ariz.
2/17/62	W	68-59	Flagstaff, Ariz.
12/8/62	W	62-60	Tucson, Ariz.
1/30/63	W	71-63	Flagstaff, Ariz.
12/14/63	W	96-57	Tucson, Ariz.
1/30/64	W	83-71	Flagstaff, Ariz.
1/11/65	W	81-50	Tucson, Ariz.
1/27/65	W	89-63	Flagstaff, Ariz.
12/1/65	W	74-69	Flagstaff, Ariz.
12/11/65	W	68-58	Tucson, Ariz.
12/15/66	L	67-82	Tucson, Ariz.
1/30/67	L	75-82	Flagstaff, Ariz.
12/7/67	W	82-74	Tucson, Ariz.
1/30/68	W	75-68	Tucson, Ariz.
12/3/68	W	86-69	Tucson, Ariz.
12/14/68	L	73-76	Flagstaff, Ariz.
1/24/70	W	94-76	Tucson, Ariz.
12/22/70	W	85-70	Flagstaff, Ariz.
1/22/72	W	70-65	Tucson, Ariz.
1/20/73	W	82-72	Flagstaff, Ariz.
1/15/74	W	80-62	Tucson, Ariz.
1/6/75	W	78-77	Tucson, Ariz.
1/26/75	W	98-81	Tucson, Ariz.
12/5/77	W	76-65	Tucson, Ariz.
12/30/78	W	67-63	Tucson, Ariz.
12/20/82	W	66-53	Tucson, Ariz.
11/25/83	W	72-65	Tucson, Ariz.
12/8/84	W	82-61	Flagstaff, Ariz.
12/7/85	W	66-57	Tucson, Ariz.
12/8/86	W	76-69	Flagstaff, Ariz.
12/8/87	W	77-59	Tucson, Ariz.
12/6/89	W	84-37	Tucson, Ariz.

12/5/90	W	100-64	Flagstaff, Ariz.
12/18/91	W	122-81	Tucson, Ariz.
11/26/96	W	88-70	Tucson, Ariz.
11/27/02	W	101-66	Tucson, Ariz.
11/24/03	W	107-73	Tucson, Ariz.
12/8/05	W	75-66	Tucson, Ariz.
11/15/06	W	101-79	Tucson, Ariz.
11/13/07	W	76-69	Tucson, Ariz.
11/30/08	W	74-57	Tucson, Ariz.
11/15/09	W	87-70	Tucson, Ariz.
12/16/10	W	63-58	Tucson, Ariz.
12/3/11	W	53-39	Tucson, Ariz.
11/28/12	W	93-50	Tucson, Ariz.
12/23/13	W	77-44	Tucson, Ariz.
12/16/15	W	92-37	Tucson, Ariz.
11/10/17	W	101-61	Tucson, Ariz.
11/6/19	W	91-52	Tucson, Ariz.
12/7/20	W	96-53	Tucson, Ariz.
11/9/21	W	81-52	Tucson, Ariz.

### Northern Colorado (4-1)

1/5/60	L	71-82	Greeley, Colo.
12/22/61	W	77-50	Tucson, Ariz.
11/21/10	W	93-70	Tucson, Ariz.
11/21/16	W	71-55	Tucson, Ariz.
12/15/21	W	101-76	Tucson, Ariz.

### Northern Illinois (2-0)

12/16/72	W (OT)	91-90	Tucson, Ariz.
11/29/74	W	103-85	Tucson, Ariz.

### Northwestern (2-0)

12/10/76	W	78-64	Tucson, Ariz.
11/27/78	W (OT)	83-80	Evanston, Ill.

### Northwestern State (1-0)

11/22/15	W	61-42	Tucson, Ariz.
----------	---	-------	---------------

### Notre Dame (4-1)

1/4/34	L	24-46	South Bend, Ind.
11/21/90	W	91-61	New York, N.Y.
12/21/93	W	98-79	Lahaina, Hawaii
11/24/99	W	76-60	New York, N.Y.
3/27/03	W	88-71	Anaheim, Calif.

### Oakland (2-0)

12/20/11	W	85-73	Tucson, Ariz.
12/16/14	W	101-64	Tucson, Ariz.

### Occidental (5-1)

1/9/31	W	25-23	Tucson, Ariz.
1/10/31	L	38-39	Tucson, Ariz.
1/5/32	W	63-27	Los Angeles, Calif.
1/6/32	W	53-25	Los Angeles, Calif.
1/11/35	W	43-32	Tucson, Ariz.
1/12/35	W	36-29	Tucson, Ariz.

### Ohio (0-1)

12/28/55	L	76-91	Louisville, Ky.
----------	---	-------	-----------------

### Ohio State (1-2)

12/29/71	L	47-90	Los Angeles, Calif.
3/28/13	L	70-73	Los Angeles, Calif.
3/21/15	W	73-58	Portland, Ore.

### Oklahoma (2-5)

4/2/88	L	78-86	Kansas City, Mo.
2/12/89	L	80-82	Norman, Okla.
1/20/90	W	78-74	Tucson, Ariz.
3/12/99	L	60-61	Milwaukee, Wis.
3/21/02	L	67-88	San Jose, Calif.
12/6/09	L	62-79	Norman, Okla.
12/5/10	W	83-60	Tucson, Ariz.

### Oklahoma City (1-1)

12/26/33	W	30-25	Oklahoma City, Okla.
1/3/57	L	55-80	Oklahoma City, Okla.

### Oklahoma State (3-0)

12/5/93	W	97-84	Phoenix, Ariz.
11/26/94	W	73-63	Anchorage, Alaska
3/24/05	W	79-78	Rosemont, Ill.

### Old Dominion (1-0)

12/22/75	W	88-74	Tucson, Ariz.
----------	---	-------	---------------

### Omaha (1-0)

12/11/2019	W	99-49	Tucson, Ariz.
------------	---	-------	---------------

<b>Oral Roberts (1-0)</b>			
12/18/12	W	89-64	Tucson, Ariz.

### Oregon (52-36)

1/12/79	L	60-63	Eugene, Ore.
2/10/79	W (OT)	69-67	Tucson, Ariz.
1/12/80	L	73-90	Tucson, Ariz.
2/7/80	L	62-76	Eugene, Ore.
1/3/81	W	73-70	Tucson, Ariz.
3/7/81	L	75-79	Eugene, Ore.
1/2/82	L	88-97	Eugene, Ore.
3/6/82	W	96-78	Tucson, Ariz.
1/31/83	L	84-86	Tucson, Ariz.
2/24/83	L (OT)	57-63	Eugene, Ore.
1/26/84	L	55-69	Eugene, Ore.
2/23/84	W (OT)	75-67	Tucson, Ariz.
1/26/85	W	73-54	Eugene, Ore.
2/21/85	L	40-43	Tucson, Ariz.
1/25/86	W	85-68	Tucson, Ariz.
2/20/86	W	65-59	Eugene, Ore.
1/3/87	L (OT)	54-55	Eugene, Ore.
2/5/87	W	68-53	



# SERIES VS. ALL OPPONENTS

2/13/21 L 61-63 Tucson, Ariz.  
 3/1/21 L 69-80 Eugene, Ore.  
 2/19/22 W 84-81 Tucson, Ariz.

## Oregon State (70-22)

11/28/75 W 96-67 Tucson, Ariz.  
 12/2/76 W 81-73 Corvallis, Ore.  
 1/13/79 L 80-116 Corvallis, Ore.  
 2/8/79 L 79-93 Tucson, Ariz.  
 1/10/80 L 72-77 Tucson, Ariz.  
 2/9/80 L 63-73 Corvallis, Ore.  
 1/5/81 L 49-61 Tucson, Ariz.  
 3/5/81 L 62-80 Corvallis, Ore.  
 1/4/82 L 55-68 Corvallis, Ore.  
 3/5/82 L 64-92 Tucson, Ariz.  
 1/29/83 L 54-72 Tucson, Ariz.  
 2/26/83 L 56-81 Corvallis, Ore.  
 2/13/84 L 48-53 Corvallis, Ore.  
 2/25/84 W 69-58 Tucson, Ariz.  
 1/24/85 L 55-59 Corvallis, Ore.  
 2/23/85 W 67-52 Tucson, Ariz.  
 1/23/86 W (OT) 63-62 Tucson, Ariz.  
 2/22/86 W 55-53 Corvallis, Ore.  
 1/2/87 W 54-48 Corvallis, Ore.  
 2/14/87 W 71-61 Tucson, Ariz.  
 1/14/88 W 70-48 Corvallis, Ore.  
 2/14/88 W 77-62 Tucson, Ariz.  
 3/13/88 W 93-67 Tucson, Ariz.  
 12/23/88 W 73-69 Corvallis, Ore.  
 1/12/89 W 85-64 Tucson, Ariz.  
 3/11/89 W 98-87 Inglewood, Calif.  
 12/2/89 L 61-84 Corvallis, Ore.  
 3/3/90 W 87-60 Tucson, Ariz.  
 2/28/91 W 103-65 Corvallis, Ore.  
 3/7/91 W 82-67 Tucson, Ariz.  
 2/2/92 W 86-58 Tucson, Ariz.  
 2/29/92 W 70-62 Corvallis, Ore.  
 1/30/93 W 57-54 Corvallis, Ore.  
 2/25/93 W 81-70 Tucson, Ariz.  
 1/29/94 W 100-56 Tucson, Ariz.  
 2/24/94 W 96-69 Corvallis, Ore.  
 1/28/95 W 111-98 Corvallis, Ore.  
 2/23/95 W 83-69 Tucson, Ariz.  
 1/25/96 W 66-59 Corvallis, Ore.  
 2/24/96 W 84-60 Tucson, Ariz.  
 1/23/97 W 99-48 Tucson, Ariz.  
 2/22/97 W 74-64 Corvallis, Ore.  
 1/25/98 W 93-80 Tucson, Ariz.  
 2/19/98 W 71-70 Corvallis, Ore.  
 1/23/99 L 59-60 Corvallis, Ore.  
 2/18/99 W 89-72 Tucson, Ariz.  
 2/5/00 W 90-73 Tucson, Ariz.  
 3/2/00 L 69-70 Corvallis, Ore.  
 2/3/01 W 68-41 Corvallis, Ore.  
 3/1/01 W 65-54 Tucson, Ariz.  
 12/20/01 W 76-73 Corvallis, Ore.  
 1/6/02 W 93-87 Tucson, Ariz.  
 1/4/03 W 80-65 Corvallis, Ore.  
 3/6/03 W 72-60 Tucson, Ariz.  
 1/22/04 W 109-75 Tucson, Ariz.  
 2/21/04 L 84-90 Corvallis, Ore.  
 1/22/05 W 92-83 Corvallis, Ore.  
 2/20/05 W 91-70 Tucson, Ariz.  
 3/11/05 W 90-59 Los Angeles, Calif.  
 1/12/06 L 65-75 Corvallis, Ore.  
 2/11/06 W 80-58 Tucson, Ariz.  
 1/11/07 W 83-72 Tucson, Ariz.  
 2/8/07 W 72-66 Corvallis, Ore.  
 1/3/08 W 76-63 Tucson, Ariz.  
 3/6/08 W 81-45 Corvallis, Ore.  
 3/12/08 W 87-56 Los Angeles, Calif.  
 1/10/09 W 64-47 Tucson, Ariz.  
 2/5/09 W 56-53 Corvallis, Ore.  
 1/14/10 L 64-67 Corvallis, Ore.  
 2/13/10 L 55-63 Tucson, Ariz.  
 1/2/11 L 75-76 Corvallis, Ore.  
 3/3/11 W 70-59 Tucson, Ariz.  
 3/10/11 W 78-69 Los Angeles, Calif.  
 1/12/12 W (OT) 81-73 Tucson, Ariz.  
 3/9/12 W 72-61 Los Angeles, Calif.  
 1/12/13 W 80-70 Corvallis, Ore.  
 2/9/14 W 76-54 Tucson, Ariz.  
 3/5/14 W 74-69 Corvallis, Ore.  
 1/11/15 L 56-58 Corvallis, Ore.  
 1/30/15 W 57-34 Tucson, Ariz.  
 1/30/16 W 80-63 Tucson, Ariz.  
 2/2/17 W 71-54 Corvallis, Ore.  
 1/11/18 W 62-53 Tucson, Ariz.  
 2/2/18 W (OT) 75-65 Corvallis, Ore.

1/19/19 W 82-71 Tucson, Ariz.  
 2/28/19 W 74-72 Corvallis, Ore.  
 1/12/20 L 65-82 Corvallis, Ore.  
 2/20/20 W 89-63 Tucson, Ariz.  
 1/14/21 W 98-64 Corvallis, Ore.  
 2/11/21 W 70-61 Tucson, Ariz.  
 12/5/21 W 90-65 Corvallis, Ore.  
 2/17/22 W 83-69 Tucson, Ariz.

## Pacific (4-1)

12/13/57 W 82-74 Tucson, Ariz.  
 12/29/58 L 61-70 Stockton, Calif.  
 12/9/65 W 71-61 Tucson, Ariz.  
 12/11/76 W 78-60 Tucson, Ariz.  
 11/13/15 W 79-61 Tucson, Ariz.

## Penn State (1-0)

12/28/89 W 74-55 Tucson, Ariz.

## Pennsylvania (2-0)

12/20/96 W 93-51 Tucson, Ariz.  
 11/29/19 W 92-82 Anaheim, Calif.

## Pepperdine (6-0)

12/4/64 W 78-49 Tucson, Ariz.  
 12/23/77 W 110-65 Tucson, Ariz.  
 12/6/87 W 73-68 Tucson, Ariz.  
 12/27/90 W 80-66 Tucson, Ariz.  
 12/30/01 W 94-71 Tucson, Ariz.  
 11/28/19 W 93-91 Anaheim, Calif.

## Pittsburgh (3-2)

2/7/49 W 52-47 Tucson, Ariz.  
 12/15/61 L 58-83 Pittsburgh, Pa.  
 12/30/88 W 88-62 Tucson, Ariz.  
 1/27/90 L 92-100 Pittsburgh, Pa.  
 1/25/92 W 96-76 Tucson, Ariz.

## Pomona (2-0)

1/8/32 W 39-11 Claremont, Calif.  
 1/6/33 W 42-24 Claremont, Calif.

## Portland State (1-0)

1/27/76 W 114-94 Tucson, Ariz.

## Princeton (1-0)

12/27/85 W 54-41 Tucson, Ariz.

## Providence (3-3)

12/5/81 W 62-58 Tucson, Ariz.  
 12/3/83 L 69-72 Providence, R.I.  
 12/23/90 W 99-87 Tucson, Ariz.  
 12/22/92 L 66-81 Providence, R.I.  
 3/23/97 W (OT) 96-92 Birmingham, Ala.  
 11/27/15 L 65-69 Fullerton, Calif.

## Purdue (5-7)

1/1/34 L 23-34 West Lafayette, Ind.  
 12/26/68 L 72-98 Honolulu, Hawaii  
 12/27/72 W 83-80 Las Vegas, Nev.  
 3/15/75 W 102-96 Louisville, Ky.  
 12/22/76 W 85-76 West Lafayette, Ind.  
 12/10/77 L 78-80 Tucson, Ariz.  
 12/1/85 L 74-81 Anchorage, Alaska  
 12/30/89 W 85-66 Tucson, Ariz.  
 11/25/00 L 69-72 Indianapolis, Ind.  
 12/8/01 W 79-66 Anaheim, Calif.  
 3/16/07 L 63-72 New Orleans, La.  
 11/24/17 L 64-89 Nassau, Bahamas

## Regis (1-1)

1/4/60 L 69-74 Denver, Colo.  
 1/4/61 W 79-61 Tucson, Ariz.

## Rhode Island (3-0)

1/2/93 W 87-79 Tucson, Ariz.  
 1/7/95 W 82-67 Kingston, R.I.  
 11/19/13 W 87-59 Tucson, Ariz.

## Rice (2-0)

11/19/09 W 66-49 Tucson, Ariz.  
 12/1/10 W 84-57 Houston, Texas

## Richmond (2-0)

12/28/94 W 95-68 Tucson, Ariz.  
 12/30/04 W 84-71 Tucson, Ariz.

## Robert Morris (3-0)

3/16/89 W 94-60 Boise, Idaho  
 12/28/96 W 118-54 Tucson, Ariz.  
 12/22/10 W 82-56 Tucson, Ariz.

## Rutgers (2-0)

12/30/91 W 103-80 Tucson, Ariz.  
 12/30/95 W 79-70 Tucson, Ariz.

## Sacramento State (1-0)

11/27/21 W 105-59 Tucson, Ariz.

## Sacred Heart (1-0)

11/18/16 W 95-65 Tucson, Ariz.

## Saint Bonaventure (1-0)

12/27/86 W 70-64 Tucson, Ariz.

## Saint Francis (N.Y.) (0-1)

12/27/47 L 70-79 New York, N.Y.

## Saint Francis (Pa.) (1-1)

12/27/67 L 71-85 Philadelphia, Pa.  
 3/14/91 W 93-80 Salt Lake City, Utah

## Saint John's (1-1)

11/17/11 W 81-72 New York, N.Y.  
 12/21/19 L 67-70 San Francisco, Calif.

## Saint Joseph's (2-0)

12/30/47 W 61-57 Philadelphia, Pa.  
 12/1/93 W 93-73 Tucson, Ariz.

## Saint Louis (2-1)

1/6/34 L 28-40 St. Louis, Mo.  
 12/3/02 W 91-58 Tucson, Ariz.  
 12/6/03 W 68-67 St. Louis, Mo.

## Saint Mary's (5-2)

1/28/49 L 50-58 San Francisco, Calif.  
 1/27/50 W 67-57 San Francisco, Calif.  
 12/20/51 L 64-71 Tucson, Ariz.  
 12/2/00 W 101-41 Tucson, Ariz.  
 12/17/03 W 84-78 Tucson, Ariz.  
 12/10/05 W 73-61 Tucson, Ariz.  
 3/18/17 W 69-60 Salt Lake City, Utah

## Samford (1-0)

11/22/06 W 86-57 Tucson, Ariz.

## Sam Houston State (1-0)

12/19/05 W 87-51 Tucson, Ariz.

## San Diego (2-0)

12/12/72 W 79-70 Tucson, Ariz.  
 11/16/04 W 80-69 Tucson, Ariz.

## San Diego State (24-7)

12/27/45 L 36-39 San Diego, Calif.  
 12/28/45 W 38-33 San Diego, Calif.  
 12/21/46 W 73-36 Tucson, Ariz.  
 12/23/47 W 60-44 Tucson, Ariz.  
 12/14/48 W 60-41 Tucson, Ariz.  
 12/16/50 W 68-38 Tucson, Ariz.  
 12/16/52 W 68-64 Tucson, Ariz.  
 12/2/55 W 80-74 Tucson, Ariz.  
 1/11/58 L 76-83 San Diego, Calif.  
 12/15/59 W 65-50 Tucson, Ariz.  
 12/9/71 L 67-69 Tucson, Ariz.  
 1/15/73 L 68-81 San Diego, Calif.  
 12/11/73 W 101-79 Tucson, Ariz.  
 12/7/74 W 81-79 San Diego, Calif.  
 1/6/77 W 80-77 Tucson, Ariz.  
 12/2/77 W 80-79 San Diego, Calif.  
 12/23/82 W 46-44 Tucson, Ariz.  
 12/27/83 L 80-90 San Diego, Calif.  
 12/12/85 W 72-66 Tucson, Ariz.  
 12/4/86 W 110-78 San Diego, Calif.  
 12/7/02 W 89-81 San Diego, Calif.  
 12/22/03 W 83-71 Tucson, Ariz.  
 12/9/06 W 68-49 San Diego, Calif.  
 12/22/07 W 74-58 Tucson, Ariz.  
 12/10/08 W 69-56 Tucson, Ariz.  
 12/12/09 L 46-63 San Diego, Calif.  
 11/23/11 L 57-61 Tucson, Ariz.  
 12/25/12 W 68-67 Honolulu, Hawaii  
 11/14/13 W 69-60 San Diego, Calif.  
 3/27/14 W 70-64 Anaheim, Calif.  
 11/26/14 W 61-59 Lahaina, Hawaii

## San Francisco (1-4)

1/29/49 L 49-56 San Francisco, Calif.  
 1/28/65 W 71-56 Tucson, Ariz.  
 12/3/66 L 46-60 San Francisco, Calif.  
 12/22/71 L 62-70 Tucson, Ariz.  
 12/2/72 L 75-94 San Francisco, Calif.

## San Francisco State (1-0)

12/15/84 W 107-75 Tucson, Ariz.

## San Jose State (11-4)

12/29/36 W 36-24 San Jose, Calif.  
 1/27/51 W 62-55 San Jose, Calif.  
 12/18/53 W 81-77 Tucson, Ariz.  
 12/16/55 L 63-68 Tucson, Ariz.  
 12/27/57 L 63-77 San Jose, Calif.  
 12/5/59 L 62-64 Tucson, Ariz.  
 12/13/63 W 63-44 Tucson, Ariz.  
 12/12/64 L 59-66 San Jose, Calif.  
 12/22/65 W 56-47 Tucson, Ariz.  
 12/2/66 W 79-68 San Jose, Calif.  
 12/1/67 W 94-59 Tucson, Ariz.  
 12/18/70 W 100-77 Tucson, Ariz.  
 12/3/79 W 72-70 Tucson, Ariz.  
 12/1/84 W 79-44 Tucson, Ariz.  
 11/14/19 W 87-39 Tucson, Ariz.

## Santa Clara (8-4)

12/28/36 L 25-45 San Jose, Calif.  
 1/30/50 W 80-64 Phoenix, Ariz.  
 2/1/50 W 63-45 Tucson, Ariz.  
 12/28/57 L 55-66 San Jose, Calif.  
 1/3/59 L 38-79 Tucson, Ariz.  
 1/5/92 W 79-60 Tucson, Ariz.  
 3/18/93 L 61-64 Salt Lake City, Utah  
 12/18/93 W 89-63 Santa Clara, Calif.  
 11/25/08 W 69-66 Athens, Ga.  
 11/26/10 W 82-59 Las Vegas, Nev.  
 11/26/15 W 75-73 (OT) Fullerton, Calif.  
 11/24/16 W 69-61 Las Vegas, Nev.

## Seattle (5-2)

12/29/62 L 59-75 Portland, Ore.  
 1/6/64 W 59-53 Tucson, Ariz.  
 12/1/64 W 76-71 Seattle, Wash.  
 12/15/65 W 73-64 Tucson, Ariz.  
 12/30/65 L (OT) 74-79 Seattle, Wash.  
 1/4/69 W 75-66 Tucson, Ariz.  
 12/1/70 W 78-74 Seattle, Wash.

## Seton Hall (1-2)

3/20/88 W 84-55 Los Angeles, Calif.  
 3/21/91 L 77-81 Seattle, Wash.  
 3/18/04 L 76-80 Raleigh, N.C.

## SMU (3-1)

12/29/73 W 86-82 Milwaukee, Wis.  
 12/13/75 W 83-81 Tucson, Ariz.  
 12/30/76 W 117-85 Tucson, Ariz.  
 11/23/17 L 60-66 Nassau, Bahamas

## South Alabama (1-1)

12/20/71 L 66-76 Tucson, Ariz.  
 3/13/97 W 67-65 Memphis, Tenn.

## South Dakota State (1-0)

11/21/2019 W 71-64 Tucson, Ariz.

## South Florida (1-0)

3/16/90 W 79-67 Long Beach, Calif.

## Southeast Oklahoma (0-1)

12/28/39 L 24-32 Oklahoma City

## Southern (1-0)

12/19/13 W 69-43 Tucson, Ariz.

## Southern Illinois (2-1)

1/15/66 W 82-62 Tucson, Ariz.  
 12/16/67 W 65-50 Carbondale, Ill.  
 3/12/77 L 77-81 Omaha, Neb.

## Southern Mississippi (3-0)

12/22/50 W 90-56 Tucson, Ariz.  
 12/30/54 W 79-72 Wichita, Kan.  
 12/4/12 W 63-55 Tucson, Ariz.

## Southwestern (Kan.) (0-1)

12/27/33 L 26-34 Winfield, Kan.



# SERIES VS. ALL OPPONENTS

## Stanford (71-31)

12/20/37	L	28-44	Tucson, Ariz.
1/2/42	L	36-56	Phoenix, Ariz.
1/3/42	L	33-54	Phoenix, Ariz.
12/21/54	L	56-66	Palo Alto, Calif.
12/26/58	L	59-74	Palo Alto, Calif.
1/28/66	W	94-54	Tucson, Ariz.
12/19/66	L	67-82	Palo Alto, Calif.
12/28/68	W	75-64	Honolulu, Hawaii
12/4/72	L	68-75	Palo Alto, Calif.
12/30/74	W	80-67	Tucson, Ariz.
12/27/76	W	90-82	Tucson, Ariz.
1/4/79	W	74-64	Tucson, Ariz.
2/3/79	W	63-62	Palo Alto, Calif.
1/5/80	L	80-99	Palo Alto, Calif.
1/31/80	W (OT)	95-88	Tucson, Ariz.
1/30/81	W	91-81	Palo Alto, Calif.
2/28/81	W	73-69	Tucson, Ariz.
2/1/82	W	61-54	Tucson, Ariz.
2/27/82	W	72-67	Palo Alto, Calif.
2/7/83	L	69-86	Palo Alto, Calif.
3/3/83	W	74-73	Tucson, Ariz.
2/4/84	L	66-74	Tucson, Ariz.
3/1/84	W	87-76	Palo Alto, Calif.
1/12/85	L	51-55	Palo Alto, Calif.
2/7/85	W	68-56	Tucson, Ariz.
1/9/86	W	77-69	Tucson, Ariz.
2/8/86	L	56-62	Palo Alto, Calif.
1/19/87	W	77-70	Tucson, Ariz.
2/26/87	L	73-75	Palo Alto, Calif.
1/9/88	W	90-65	Tucson, Ariz.
2/4/88	L	74-82	Palo Alto, Calif.
3/12/88	W	97-83	Tucson, Ariz.
1/5/89	L	78-83	Palo Alto, Calif.
1/29/89	W	72-52	Tucson, Ariz.
3/13/89	W	73-51	Inglewood, Calif.
1/25/90	W	68-61	Tucson, Ariz.
2/23/90	W	80-61	Palo Alto, Calif.
3/10/90	W	85-61	Tempe, Ariz.
1/24/91	W	78-76	Palo Alto, Calif.
2/26/91	W	89-51	Tucson, Ariz.
2/6/92	W	72-70	Palo Alto, Calif.
3/7/92	W	89-83	Tucson, Ariz.
2/4/93	W	96-61	Tucson, Ariz.
3/7/83	W	94-80	Palo Alto, Calif.
1/15/94	W	89-72	Tucson, Ariz.
2/10/94	W	77-60	Palo Alto, Calif.
1/14/95	W (OT)	89-83	Palo Alto, Calif.
2/9/95	W	84-73	Tucson, Ariz.
1/6/96	L	71-80	Palo Alto, Calif.
3/7/96	L	79-85	Tucson, Ariz.
1/4/97	W	76-75	Tucson, Ariz.
3/6/97	L	80-81	Palo Alto, Calif.
1/29/98	W	93-75	Palo Alto, Calif.
2/28/98	W	90-58	Tucson, Ariz.
1/28/99	W	79-78	Tucson, Ariz.
2/27/99	L	83-98	Palo Alto, Calif.
1/8/00	W	68-65	Palo Alto, Calif.
3/9/00	W	86-81	Tucson, Ariz.
1/6/01	L	76-85	Tucson, Ariz.
3/8/01	W	76-75	Palo Alto, Calif.
2/2/02	W (OT)	88-82	Palo Alto, Calif.
2/28/02	L	71-76	Tucson, Ariz.
1/30/03	L	77-82	Tucson, Ariz.
3/1/03	L	72-69	Palo Alto, Calif.
1/10/04	L	72-82	Tucson, Ariz.
2/7/04	L	77-80	Palo Alto, Calif.
1/8/05	L	76-87	Palo Alto, Calif.
2/5/05	W	90-72	Tucson, Ariz.
1/19/06	W (OT)	90-81	Tucson, Ariz.
2/19/06	W	76-72	Palo Alto, Calif.
3/9/06	W	73-68	Los Angeles, Calif.
12/30/06	W	89-75	Tucson, Ariz.
3/3/07	W (OT)	85-80	Palo Alto, Calif.
1/17/08	L	52-56	Palo Alto, Calif.
2/16/08	L	66-67	Tucson, Ariz.
3/13/08	L	64-75	Los Angeles, Calif.
1/4/09	L	60-76	Palo Alto, Calif.
3/7/09	W	101-87	Tucson, Ariz.
1/28/10	W	76-68	Tucson, Ariz.
2/27/10	W	71-69	Palo Alto, Calif.
1/8/11	W	67-57	Tucson, Ariz.
2/3/11	W	78-69	Palo Alto, Calif.
2/4/12	W	56-43	Palo Alto, Calif.
2/6/13	W	73-66	Tucson, Ariz.
1/29/14	W	60-57	Palo Alto, Calif.
3/2/14	W	79-66	Tucson, Ariz.
1/22/15	W	89-82	Palo Alto, Calif.
3/7/15	W	91-69	Tucson, Ariz.

1/21/16	W	71-57	Palo Alto, Calif.
3/5/16	W	94-62	Tucson, Ariz.
1/1/17	W	91-52	Palo Alto, Calif.
2/8/17	W	74-67	Tucson, Ariz.
1/20/18	W	73-71	Palo Alto, Calif.
3/1/18	W	75-67	Tucson, Ariz.
1/9/19	W	75-70	Palo Alto, Calif.
2/24/19	W	70-54	Tucson, Ariz.
2/15/20	W	69-60	Palo Alto, Calif.
12/19/20	L	75-78	Santa Cruz, Calif.
1/28/21	L	64-73	Tucson, Ariz.
1/20/22	W	85-57	Palo Alto, Calif.
3/3/22	W	81-69	Tucson, Ariz.
3/10/22	W	84-80	Las Vegas

## Syracuse (1-2)

11/30/87	W	80-69	Anchorage, Alaska
12/22/94	L	84-94	Syracuse, N.Y.
12/23/95	L	70-79	Tucson, Ariz.

## TCU (1-2)

12/29/39	L	32-37	Oklahoma City, Okla.
12/30/52	L	48-63	Memphis, Tenn.
3/20/22	W (OT)	85-80	San Diego, Calif.

## Temple (2-0)

12/3/88	W	68-50	Charlotte, N.C.
2/23/92	W	66-60	St. Petersburg, Fla.

## Tennessee (1-4)

12/28/56	L	66-70	Knoxville, Tenn.
12/8/82	L	73-92	Knoxville, Tenn.
12/23/83	L	49-61	Tucson, Ariz.
11/13/98	W	73-72	Albuquerque, N.M.
12/22/21	L	73-77	Knoxville, Tenn.

## Texas (8-2)

12/17/49	L	50-58	San Antonio, Texas
12/30/71	L	69-86	Los Angeles, Calif.
12/9/96	W	83-78	Tucson, Ariz.
12/6/97	W	88-81	Austin, Texas
11/25/98	W	73-57	Tucson, Ariz.
12/4/99	W	88-81	Austin, Texas
1/27/01	W	80-52	Tucson, Ariz.
11/17/01	W	88-74	Austin, Texas
12/15/02	W	73-70	Tucson, Ariz.
3/20/11	W	70-69	Tulsa, Okla.

## Texas A&M (8-1)

12/16/49	W	56-50	San Antonio, Texas
12/27/49	W	59-46	Tucson, Ariz.
12/29/52	W	66-49	Memphis, Tenn.
12/28/70	W	90-76	Greenville, S.C.
12/28/95	W	88-44	Tucson, Ariz.
12/2/07	W	78-67	Tucson, Ariz.
12/5/08	L	66-67	College Station
12/17/16	W	67-63	Houston, Texas
12/5/17	W	67-64	Phoenix, Ariz.

## Texas Southern (2-0)

3/19/15	W	93-72	Portland, Ore.
11/30/16	W	85-63	Tucson, Ariz.

## Texas Tech (24-28)

1/15/34	L	29-33	Tucson, Ariz.
1/16/34	L	27-38	Tucson, Ariz.
3/1/35	L	25-63	Lubbock, Texas
3/2/35	L	38-53	Lubbock, Texas
2/19/36	L	39-41	Tucson, Ariz.
2/20/36	W	57-43	Tucson, Ariz.
2/22/37	L	26-39	Lubbock, Texas
2/23/37	L	34-42	Lubbock, Texas
2/2/38	W	45-33	Tucson, Ariz.
2/3/38	L	26-30	Tucson, Ariz.
2/10/39	L	24-53	Lubbock, Texas
2/11/39	L	37-52	Lubbock, Texas
1/8/42	L	47-53	Tucson, Ariz.
2/19/42	L	42-49	Lubbock, Texas
2/18/43	L	35-47	Albuquerque, N.M.
2/20/43	W	54-41	Albuquerque, N.M.
3/1/46	W	61-31	Albuquerque, N.M.
12/13/46	W	69-47	Tucson, Ariz.
2/21/47	L	49-61	Lubbock, Texas
1/9/48	L	38-65	Lubbock, Texas
1/14/48	W	61-37	Tucson, Ariz.
2/2/49	W	49-25	Tucson, Ariz.
2/11/49	L	58-60	Lubbock, Texas
2/15/50	W	60-54	Tucson, Ariz.
2/28/50	W	72-65	Lubbock, Texas

1/12/51	W	57-56	Lubbock, Texas
2/26/51	W	78-68	Tucson, Ariz.
1/17/52	W	77-68	Tucson, Ariz.
2/15/52	L	57-84	Lubbock, Texas
2/17/53	L	80-100	Lubbock, Texas
2/23/53	W	79-63	Tucson, Ariz.
1/8/54	L	62-78	Tucson, Ariz.
2/22/54	L	68-97	Lubbock, Texas
2/5/55	L	70-82	Lubbock, Texas
2/18/55	L	63-68	Tucson, Ariz.
1/11/56	L	78-85	Tucson, Ariz.
2/4/56	L	67-105	Lubbock, Texas
1/7/57	W	79-63	Tucson, Ariz.
2/25/57	L	84-100	Lubbock, Texas
12/7/64	W	77-75	Tucson, Ariz.
12/6/65	L	72-77	Lubbock, Texas
12/9/66	W	64-49	Tucson, Ariz.
12/7/68	W (OT)	85-80	Lubbock, Texas
12/15/69	L	80-85	Tucson, Ariz.
12/12/70	L	67-79	Lubbock, Texas
12/22/73	W	88-64	Tucson, Ariz.
1/4/75	W (OT)	62-61	Lubbock, Texas
12/27/83	W (OT)	51-49	Tucson, Ariz.
12/29/86	W	53-40	Tucson, Ariz.
12/30/94	W	88-82	Tucson, Ariz.
12/1/12	W	85-57	Lubbock, Texas
12/3/13	W	79-58	Tucson, Ariz.

## Towson (1-0)

12/9/95	W	90-84	Tucson, Ariz.
---------	---	-------	---------------

## Tulane (2-0)

12/14/38	W	34-28	Tucson, Ariz.
2/9/97	W	81-62	Phoenix, Ariz.

## Tulsa (1-2)

12/28/54	L	49-71	Wichita, Kan.
11/30/84	W	84-80	Tucson, Ariz.
12/10/85	L	51-54	Tulsa, Okla.

## UAB (1-1)

3/19/05	W	85-63	Boise, Idaho
11/18/08	L	71-72	Tucson, Ariz.

## UC Davis (2-0)

12/4/74	W	84-58	Tucson, Ariz.
12/22/18	W	70-68	Tucson, Ariz.

## UC Irvine (3-0)

12/14/98	W	93-70	Tucson, Ariz.
11/19/14	W	71-54	Tucson, Ariz.
12/6/16	W	79-57	Tucson, Ariz.

## UCLA (46-62)

2/19/23	L	30-43	Los Angeles, Calif.
2/20/23	W	33-22	Los Angeles, Calif.
2/26/23	L	23-30	Tucson, Ariz.
2/27/23	W	22-32	Tucson, Ariz.
1/26/51	L	63-69	San Francisco, Calif.
12/11/53	L	45-90	Los Angeles, Calif.
12/12/53	L	48-84	Los Angeles, Calif.
1/12/61	L	68-90	Los Angeles, Calif.
12/28/64	L	79-99	Los Angeles, Calif.
1/31/66	L	67-84	Los Angeles, Calif.
12/1/69	L	65-90	Los Angeles, Calif.
3/20/76	L	66-82	Los Angeles, Calif.
12/29/77	L	63-85	Los Angeles, Calif.
1/18/79	W	70-69	Tucson, Ariz.
2/17/79	L	86-110	Los Angeles, Calif.
1/21/80	L	59-69	Los Angeles, Calif.
2/16/80	L	78-90	Tucson, Ariz.
1/17/81	L	76-79	Tucson, Ariz.
2/12/81	L	79-90	Los Angeles, Calif.
1/16/82	L	56-65	Los Angeles, Calif.
2/12/82	L	73-88	Tucson, Ariz.
1/8/83	L	87-92	Tucson, Ariz.
3/10/83	L	85-111	Los Angeles, Calif.
1/7/84	L	58-61	Tucson, Ariz.
3/8/84	L	60-68	Los Angeles, Calif.
1/19/85	W	53-52	Tucson, Ariz.
3/2/85	L	54-58	Los Angeles, Calif.
2/13/86	W	85-60	Tucson, Ariz.
3/3/86	W	88-76	Los Angeles, Calif.
1/11/87	L	83-84	Tucson, Ariz.
2/12/87	L	65-81	Los Angeles, Calif.
1/24/88	W	86-74	Tucson, Ariz.
2/20/88	W (OT)	78-76	Los Angeles, Calif.
2/18/89	W	102-64	Tucson, Ariz.
3/4/89	W	89-86	Los Angeles, Calif.

1/13/90	L	67-73	Los Angeles, Calif.
2/10/90	W	83-74	Tucson, Ariz.
3/11/90	W	94-78	Tempe, Ariz.
1/2/91	W	82-77	Tucson, Ariz.
2/10/91	W (OT)	105-94	Los Angeles, Calif.
1/11/92	L	87-89	Tucson, Ariz.
3/12/92	L	81-89	Los Angeles, Calif.
1/7/93	W	82-80	Los Angeles, Calif.
3/13/93	W	99-80	Tucson, Ariz.
1/20/94	L	66-74	Los Angeles, Calif.
2/19/94	W	98-74	Tucson, Ariz.
1/19/95	L	61-71	Tucson, Ariz.
2/18/95	L	70-72	Los Angeles, Calif.
1/20/96	W	88-79	Tucson, Ariz.
2/15/96	L	75-76	Los Angeles, Calif.
1/18/97	L (OT)	78-84	Los Angeles, Calif.
2/13/97	L	64-66	Tucson, Ariz.
1/3/98	W	87-75	Tucson, Ariz.
3/7/98	W	91-87	Los Angeles, Calif.
1/2/99	L	75-82	Los Angeles, Calif.
3/6/99	W	87-70	Tucson, Ariz.
1/20/00	W	76-61	Los Angeles, Calif.
2/19/00	W	99-84	Tucson, Ariz.
1/20/01	W	88-63	Tucson, Ariz.
2			



# SERIES VS. ALL OPPONENTS

## UC Santa Barbara (6-3)

2/1/56	W	68-53	Tucson, Ariz.
1/26/57	W	72-67	Tucson, Ariz.
12/13/58	W	74-69	Tucson, Ariz.
12/11/59	L	78-84	Santa Barbara, Calif.
3/3/61	L	60-76	Santa Barbara, Calif.
12/27/71	L	63-97	Tucson, Ariz.
1/18/73	W	79-77	Tucson, Ariz.
12/26/80	W	87-58	Tucson, Ariz.
3/14/02	W	86-81	Los Angeles, Calif.

## UMBC (1-0)

11/12/17	W	103-78	Tucson, Ariz.
----------	---	--------	---------------

## UMKC (1-0)

11/19/07	W	81-62	Lawrence, Kan.
----------	---	-------	----------------

## UNC-Asheville (1-0)

11/29/97	W	97-69	Tucson, Ariz.
----------	---	-------	---------------

## UNC-Wilmington (1-0)

12/28/99	W	66-51	Tucson, Ariz.
----------	---	-------	---------------

## UNLV (9-12)

12/28/72	L	64-65	Las Vegas, Nev.
12/10/74	W	85-80	Tucson, Ariz.
12/10/75	L	94-98	Las Vegas, Nev.
3/18/76	W (OT)	114-109	Los Angeles, Calif.
1/24/78	W	114-89	Tucson, Ariz.
12/19/78	L	79-117	Las Vegas, Nev.
12/3/81	L	49-69	Tucson, Ariz.
12/6/82	L	70-88	Las Vegas, Nev.
11/30/85	L	59-60	Anchorage, Alaska
11/21/86	L	87-92	Las Vegas, Nev.
12/10/88	W	86-75	Tucson, Ariz.
3/23/89	L	67-68	Denver, Colo.
2/18/90	L	87-95	Las Vegas, Nev.
11/28/06	W	89-75	Tucson, Ariz.
12/19/07	W	52-49	Las Vegas, Nev.
12/20/08	L	64-79	Las Vegas, Nev.
12/2/09	L (2OT)	72-74	Tucson, Ariz.
12/7/13	W	63-58	Tucson, Ariz.
12/23/14	L	67-71	Las Vegas, Nev.
12/19/15	W	82-70	Tucson, Ariz.
12/2/17	W (OT)	91-88	Las Vegas, Nev.

## USC (72-46)

1922	W	36-28	Tucson, Ariz.
1922	L	20-46	Tucson, Ariz.
1922	W	28-27	Los Angeles, Calif.
1922	L	15-26	Los Angeles, Calif.
2/22/23	W	23-18	Los Angeles, Calif.
2/23/23	W	24-8	Los Angeles, Calif.
3/2/23	W	26-20	Tucson, Ariz.
3/3/23	W	27-16	Tucson, Ariz.
2/5/24	L	15-36	Los Angeles, Calif.
2/6/24	L	26-31	Los Angeles, Calif.
2/17/25	L	18-25	Los Angeles, Calif.
2/18/25	L	10-23	Los Angeles, Calif.
2/19/26	L	20-38	Los Angeles, Calif.
2/20/26	L (2OT)	28-30	Los Angeles, Calif.
1/14/27	L	15-44	Los Angeles, Calif.
1/15/27	L (OT)	21-26	Los Angeles, Calif.
12/20/28	L	31-35	Tucson, Ariz.
12/21/28	L	34-35	Tucson, Ariz.
1/3/30	L	21-35	Los Angeles, Calif.
1/4/30	L	26-35	Los Angeles, Calif.
12/19/31	W	28-26	Tucson, Ariz.
12/2/36	L	25-26	Tucson, Ariz.
12/26/53	W	57-55	Tucson, Ariz.
12/21/57	W	78-72	Tucson, Ariz.
2/1/64	W	71-63	Tucson, Ariz.
12/30/64	W	57-55	Los Angeles, Calif.
12/7/72	W	71-69	Tucson, Ariz.
12/1/73	L	76-100	Los Angeles, Calif.
1/22/79	W	74-72	Tucson, Ariz.
2/15/79	L	67-70	Los Angeles, Calif.
1/19/80	W	86-83	Los Angeles, Calif.
2/14/80	W	74-65	Tucson, Ariz.
1/19/81	L	63-67	Tucson, Ariz.
2/14/81	L	71-81	Los Angeles, Calif.
1/15/82	L	67-89	Los Angeles, Calif.
2/13/82	L (OT)	59-60	Tucson, Ariz.
1/6/83	L	67-74	Tucson, Ariz.
3/12/83	L	70-72	Los Angeles, Calif.
1/5/84	L	61-71	Los Angeles, Calif.
2/27/84	W	55-49	Tucson, Ariz.
1/17/85	L	63-64	Tucson, Ariz.
2/16/85	W	60-55	Los Angeles, Calif.

1/16/86	L	62-63	Los Angeles, Calif.
2/15/86	W	71-62	Tucson, Ariz.
1/8/87	W	78-44	Tucson, Ariz.
2/17/87	W	73-61	Los Angeles, Calif.
1/21/88	W	92-48	Tucson, Ariz.
2/18/88	W	103-68	Los Angeles, Calif.
1/19/89	W	97-69	Los Angeles, Calif.
2/16/89	W	93-70	Tucson, Ariz.
1/11/90	W	90-75	Los Angeles, Calif.
2/8/90	W	95-70	Tucson, Ariz.
3/9/90	W	80-57	Tempe, Ariz.
1/10/91	W	87-85	Tucson, Ariz.
2/7/91	L	83-87	Los Angeles, Calif.
1/9/92	W	107-68	Tucson, Ariz.
3/14/92	L	69-70	Los Angeles, Calif.
1/9/93	W	81-73	Los Angeles, Calif.
3/11/93	W	87-76	Tucson, Ariz.
1/22/94	W	83-74	Los Angeles, Calif.
2/17/94	W	94-61	Tucson, Ariz.
1/21/95	W	94-73	Tucson, Ariz.
2/16/95	W	89-80	Los Angeles, Calif.
1/18/96	W	93-81	Tucson, Ariz.
2/17/96	W	86-72	Los Angeles, Calif.
1/16/97	L	62-75	Los Angeles, Calif.
2/15/97	W	101-77	Tucson, Ariz.
1/5/98	W	91-72	Tucson, Ariz.
3/5/98	L (OT)	90-91	Los Angeles, Calif.
1/4/99	W	87-78	Los Angeles, Calif.
3/4/99	W	88-73	Tucson, Ariz.
1/22/00	L	72-80	Los Angeles, Calif.
2/17/00	W	92-85	Tucson, Ariz.
1/18/01	W	71-58	Tucson, Ariz.
2/17/01	W	105-61	Los Angeles, Calif.
1/17/02	W	97-80	Tucson, Ariz.
2/16/02	L	89-94	Los Angeles, Calif.
3/9/02	W	81-71	Los Angeles, Calif.
1/16/03	W	81-72	Los Angeles, Calif.
2/15/03	W	86-59	Tucson, Ariz.
1/15/04	L	90-99	Los Angeles, Calif.
2/12/04	W	97-70	Tucson, Ariz.
3/11/04	W	79-76	Los Angeles, Calif.
1/13/05	W	77-68	Tucson, Ariz.
2/10/05	W	88-76	Los Angeles, Calif.
1/7/06	W	74-63	Tucson, Ariz.
2/2/06	L	70-77	Los Angeles, Calif.
1/18/07	L	73-80	Los Angeles, Calif.
2/15/07	L	75-80	Tucson, Ariz.
1/31/08	W	80-69	Los Angeles, Calif.
2/28/08	L	58-70	Tucson, Ariz.
1/17/09	L	64-65	Los Angeles, Calif.
2/12/09	W	83-76	Tucson, Ariz.
12/31/09	L	50-56	Los Angeles, Calif.
3/6/10	W (2OT)	86-84	Tucson, Ariz.
1/29/11	W	82-73	Tucson, Ariz.
2/24/11	L	57-65	Los Angeles, Calif.
3/11/11	W	67-62	Los Angeles, Calif.
1/8/12	W	57-46	Los Angeles, Calif.
2/23/12	W	70-54	Tucson, Ariz.
1/26/13	W	74-50	Tucson, Ariz.
2/27/13	L	78-89	Los Angeles, Calif.
1/12/14	W	73-53	Los Angeles, Calif.
2/19/15	W	87-57	Tucson, Ariz.
1/9/16	L	101-103 (4OT)	Los Angeles, Calif.
2/14/16	W	86-78	Tucson, Ariz.
1/19/17	W	73-66	Los Angeles, Calif.
2/23/17	W	90-77	Tucson, Ariz.
2/10/18	W	81-67	Tucson, Ariz.
3/10/18	W	75-61	Las Vegas, Nev.
1/24/19	L	57-80	Los Angeles, Calif.
3/13/19	L	65-78	Las Vegas, Nev.
2/6/20	W	85-80	Tucson, Ariz.
2/27/20	L	48-57	Los Angeles, Calif.
1/7/21	L	73-87	Tucson, Ariz.
2/20/21	W	81-72	Los Angeles, Calif.
2/5/22	W	72-63	Tucson, Ariz.
3/1/22	W	91-71	Los Angeles, Calif.

## Utah (37-31)

12/21/53	L	57-65	Tucson, Ariz.
12/10/54	L	44-77	Salt Lake City, Utah
12/11/54	L	68-83	Salt Lake City, Utah
12/9/55	L	45-119	Salt Lake City, Utah
12/10/55	L	63-93	Salt Lake City, Utah
12/7/56	L	55-66	Salt Lake City, Utah
12/8/56	L	65-89	Salt Lake City, Utah
12/1/61	L	62-71	Tucson, Ariz.
1/11/63	L (OT)	50-52	Tucson, Ariz.
2/16/62	W	74-70	Salt Lake City, Utah
2/14/64	W	85-72	Tucson, Ariz.

2/28/64	L	73-86	Salt Lake City, Utah
1/16/65	W	57-48	Tucson, Ariz.
2/27/65	L	72-100	Salt Lake City, Utah
1/7/66	L	78-87	Salt Lake City, Utah
2/18/66	W	71-68	Tucson, Ariz.
1/14/67	W	74-70	Tucson, Ariz.
3/3/67	L	72-88	Salt Lake City, Utah
1/13/68	L	77-83	Salt Lake City, Utah
3/1/68	W	89-79	Tucson, Ariz.
1/25/69	W	90-64	Tucson, Ariz.
2/13/69	L	75-105	Salt Lake City, Utah
1/10/70	L	74-79	Tucson, Ariz.
2/12/70	L	75-92	Salt Lake City, Utah
1/28/71	L	86-99	Tucson, Ariz.
2/27/71	L	91-102	Salt Lake City, Utah
1/7/72	W	78-76	Salt Lake City, Utah
2/12/72	L	73-82	Tucson, Ariz.
1/26/73	W	89-86	Salt Lake City, Utah
2/23/73	W (3OT)	101-95	Tucson, Ariz.
1/19/74	L	106-121	Salt Lake City, Utah
2/23/74	W	122-92	Tucson, Ariz.
1/10/75	L (OT)	74-75	Salt Lake City, Utah
2/15/75	W	93-89	Tucson, Ariz.
1/17/76	W	87-77	Tucson, Ariz.
2/13/76	W	89-76	Salt Lake City, Utah
1/20/77	W	102-98	Tucson, Ariz.
2/19/77	L	61-76	Salt Lake City, Utah
1/21/78	L	92-101	Salt Lake City, Utah
2/16/78	L	73-83	Tucson, Ariz.
12/21/85	L	68-76	Salt Lake City, Utah
12/6/86	L	67-68	Tucson, Ariz.
12/12/92	W	78-64	Tucson, Ariz.
12/9/93	W	88-81	Salt Lake City, Utah
12/7/96	W	69-61	Anaheim, Calif.
3/21/98	L	51-76	Anaheim, Calif.
12/11/04	W	67-62	Tucson, Ariz.
12/17/05	W	73-43	Salt Lake City, Utah
3/20/09	W	84-71	Miami, Fla.
1/19/12	W	77-51	Salt Lake City, Utah
2/11/12	W	70-61	Tucson, Ariz.
1/5/13	W	60-57	Tucson, Ariz.
2/17/13	W	68-64	Salt Lake City, Utah
1/26/14	W	65-56	Tucson, Ariz.
2/19/14	W (OT)	67-63	Salt Lake City, Utah
3/13/14	W	71-39	Las Vegas, Nev.
1/17/15	W	69-51	Tucson, Ariz.
2/28/15	W	63-57	Salt Lake City, Utah
2/27/16	L	64-70	Salt Lake City, Utah
1/5/17	W	66-56	Tucson, Ariz.
1/4/18	W	94-82	Salt Lake City, Utah
1/27/18	W	74-73	Tucson, Ariz.
1/5/19	W (OT)	84-81	Tucson, Ariz.
2/14/19	L	76-83	Salt Lake City, Utah
1/6/20	W	93-77	Tucson, Ariz.
2/4/21	L	58-73	Salt Lake City, Utah
1/15/22	W	82-64	Tucson, Ariz.
2/24/22	W	97-77	Salt Lake City, Utah

## Utah State (1-3)

12/19/58	L	57-83	Logan, Utah
12/2/61	L	54-67	Tucson, Ariz.
12/21/63	L	60-64	Logan, Utah
3/17/05	W	66-53	Boise, Idaho

## Utah Valley (2-0)

12/9/14	W	87-56	Tucson, Ariz.
12/6/18	W	80-69	Tucson, Ariz.

## UTEP (63-30)

2/2/20	W	24-15	Tucson, Ariz.
1/20/30	W	38-31	Tucson, Ariz.
1/21/30	W	31-20	Tucson, Ariz.
1/17/36	W	54-16	Tucson, Ariz.
1/18/36	W	36-25	Tucson, Ariz.
2/19/37	W	43-21	El Paso, Texas
2/20/37	W	50-30	El Paso, Texas
2/18/38	W	47-31	El Paso, Texas
2/19/38	W	44-40	El Paso, Texas
1/11/39	W	46-25	Tucson, Ariz.
1/12/39	W	33-32	Tucson, Ariz.
3/6/39	W	49-46	El Paso, Texas
3/7/39	L	30-42	El Paso, Texas
2/26/40	W	51-44	Tucson, Ariz.
2/27/40	W	52-47	Tucson, Ariz.
2/10/41	L	35-47	El Paso, Texas
2/11/41	L	44-55	El Paso, Texas
2/17/41	W	62-54	Tucson, Ariz.
2/2/42	L	43-46	El Paso, Texas
2/10/42	W	59-49	Tucson, Ariz.

12/18/42	W	58-35	El Paso, Texas
12/19/42	W	62-44	El Paso, Texas
1/7/43	W	72-47	Tucson, Ariz.
1/8/43	W	57-46	Tucson, Ariz.
2/19/43	W	60-51	Albuquerque, N.M.
2/16/46	W	48-42	El Paso, Texas
1/9/47	W	74-51	El Paso, Texas
2/26/47	W	69-57	Tucson, Ariz.
2/14/48	W	68-49	El Paso, Texas
2/25/48	W	93-50	Tucson, Ariz.
2/17/49	W	63-48	Tucson, Ariz.
2/28/49	L (OT)	69-70	El Paso, Texas
12/31/49	W	55-47	El Paso, Texas
1/11/50	W	80-58	Tucson, Ariz.
2/11/50	W	72-49	El Paso, Texas
12/20/50	W	63-52	Tucson, Ariz.
12/14/51	W	79-54	El Paso, Texas
2/2/52	L	64-70	El Paso, Texas
2/20/52	W	83-58	Tucson, Ariz.
1/9/53	W	63-54	El Paso, Texas
1/14/53	W	66-54	Tucson, Ariz.
1/11/54	L	57-75	El Paso, Texas
3/1/54	W	56-52	Tucson, Ariz.</





# SERIES VS. ALL OPPONENTS

<b>Vanderbilt (0-2)</b>			
12/29/56	L	76-107	Nashville, Tenn.
1/25/09	L	72-84	Lahaina, Hawaii
<b>Vermont (1-0)</b>			
3/20/03	W	80-51	Salt Lake City, Utah
<b>Villanova (2-2)</b>			
12/28/67	L	59-75	Philadelphia, Pa.
1/21/89	W	75-67	Tucson, Ariz.
1/19/91	W	72-64	Philadelphia, Pa.
3/19/06	L	78-82	Philadelphia, Pa.
<b>Virginia (2-3)</b>			
3/20/94	W	71-58	Sacramento, Calif.
11/21/04	L	60-78	Charlottesville, Va.
11/27/05	W	81-51	Tucson, Ariz.
11/12/06	L	90-93	Charlottesville, Va.
11/17/07	L	72-75	Tucson, Ariz.
<b>Wake Forest (1-1)</b>			
11/26/04	L	60-63	New York, N.Y.
12/1/19	W	73-66	Anaheim, Calif.
<b>Washington (58-31)</b>			
12/29/64	W	77-63	Los Angeles, Calif.
12/9/78	L	66-75	Seattle, Wash.
3/1/79	W	71-68	Tucson, Ariz.
12/20/79	W	67-65	Tucson, Ariz.
2/28/80	L	72-76	Seattle, Wash.
1/8/81	W	84-77	Seattle, Wash.
2/7/81	W (OT)	68-66	Tucson, Ariz.
1/8/82	L	57-60	Tucson, Ariz.
2/6/82	L	62-86	Seattle, Wash.
1/13/83	L	61-74	Seattle, Wash.
2/12/83	L	72-80	Tucson, Ariz.
1/12/84	L	53-55	Tucson, Ariz.
2/11/84	L	51-56	Seattle, Wash.
1/31/85	W	69-56	Tucson, Ariz.
2/28/85	L	58-60	Seattle, Wash.
2/1/86	W	70-57	Seattle, Wash.
2/27/86	W	77-56	Tucson, Ariz.
1/17/87	W	73-72	Seattle, Wash.
2/21/87	W	81-70	Tucson, Ariz.
12/20/87	W	110-71	Seattle, Wash.
3/5/88	W	89-71	Tucson, Ariz.
12/20/88	W	116-61	Tucson, Ariz.
2/5/89	W	85-68	Seattle, Wash.
1/4/90	W	65-51	Tucson, Ariz.
2/3/90	W	75-60	Seattle, Wash.
1/3/91	L	56-70	Seattle, Wash.
2/2/91	W	85-56	Tucson, Ariz.
1/16/92	L	60-62	Seattle, Wash.
2/15/92	W	85-51	Tucson, Ariz.
1/14/93	W	93-76	Tucson, Ariz.
2/13/93	W	81-72	Seattle, Wash.
2/5/94	L	69-74	Seattle, Wash.
3/3/94	W	95-62	Tucson, Ariz.
2/4/95	W	91-65	Tucson, Ariz.
3/4/95	W	63-54	Seattle, Wash.
2/1/96	L (OT)	79-80	Tucson, Ariz.
3/3/96	W	67-65	Seattle, Wash.
2/2/97	L	88-92	Seattle, Wash.
3/2/97	W	103-82	Tucson, Ariz.
1/10/98	W	110-91	Seattle, Wash.
2/5/98	W	112-81	Tucson, Ariz.
1/9/99	W	88-86	Tucson, Ariz.
2/4/99	L	84-90	Seattle, Wash.
1/15/00	W	69-62	Tucson, Ariz.
2/10/00	W	65-56	Seattle, Wash.
1/13/01	W	89-64	Seattle, Wash.
2/8/01	W	82-62	Tucson, Ariz.
1/12/02	W	74-69	Seattle, Wash.
2/7/02	W	91-82	Tucson, Ariz.
1/11/03	W	79-61	Tucson, Ariz.
2/6/03	W (OT)	88-85	Seattle, Wash.
1/29/04	L	83-96	Seattle, Wash.
2/26/04	L	84-89	Tucson, Ariz.
3/12/04	L	85-90	Los Angeles, Calif.
1/27/05	W	91-82	Tucson, Ariz.
2/26/05	L	85-93	Seattle, Wash.
3/12/05	L	72-81	Los Angeles, Calif.
12/31/05	W (2OT)	96-95	Seattle, Wash.
3/4/06	L	67-70	Tucson, Ariz.
1/4/07	W	96-87	Seattle, Wash.
2/3/07	W	84-54	Tucson, Ariz.
1/26/08	W	84-69	Tucson, Ariz.
2/21/08	L	66-75	Seattle, Wash.
1/29/09	W	106-97	Tucson, Ariz.
2/28/09	L	78-83	Seattle, Wash.

1/10/10	W	87-70	Tucson, Ariz.
2/4/10	L	75-81	Seattle, Wash.
1/20/11	L	68-85	Seattle, Wash.
2/19/11	W	87-86	Tucson, Ariz.
3/12/11	L (OT)	75-77	Los Angeles, Calif.
1/28/12	L	67-69	Tucson, Ariz.
2/18/12	L	70-79	Seattle, Wash.
1/31/13	W	57-53	Seattle, Wash.
2/20/13	W	70-52	Tucson, Ariz.
1/4/14	W	71-62	Tucson, Ariz.
2/13/15	W	86-62	Seattle, Wash.
1/14/16	W	99-67	Tucson, Ariz.
2/6/16	W	77-72	Seattle, Wash.
1/29/17	W	77-66	Tucson, Ariz.
2/18/17	W	76-68	Seattle, Wash.
2/3/18	L	75-78	Seattle, Wash.
2/7/19	L	60-67	Tucson, Ariz.
1/30/20	W	75-72	Seattle, Wash.
3/7/20	L	63-69	Tucson, Ariz.
3/11/20	W	77-70	Las Vegas, Nev.
12/31/20	W	80-53	Seattle, Wash.
2/27/21	W	75-74	Tucson, Ariz.
1/3/22	W	95-79	Tucson, Ariz.
2/12/22	W	92-68	Seattle, Wash.
<b>Washington (Mo.) (0-2)</b>			
12/18/48	L	43-55	St. Louis, Mo.
12/11/57	L	52-61	St. Louis, Mo.
<b>Washington State (69-17)</b>			
12/22/59	L	58-64	Pullman, Wash.
12/27/62	W	67-57	Portland, Ore.
12/8/78	L	68-74	Pullman, Wash.
3/3/79	W	78-72	Tucson, Ariz.
12/22/79	L	57-59	Tucson, Ariz.
3/1/80	L	71-74	Pullman, Wash.
1/10/81	L	71-80	Pullman, Wash.
2/5/81	W	77-73	Tucson, Ariz.
1/9/82	L	53-59	Tucson, Ariz.
2/4/82	W	58-56	Pullman, Wash.
1/15/83	L	64-86	Pullman, Wash.
2/10/83	L	65-75	Tucson, Ariz.
1/14/84	L	49-51	Tucson, Ariz.
3/10/84	W	86-68	Pullman, Wash.
2/2/85	W	73-56	Tucson, Ariz.
2/18/85	W	63-60	Pullman, Wash.
1/30/86	L (OT)	63-65	Pullman, Wash.
3/1/86	W	62-61	Tucson, Ariz.
1/15/87	W	96-59	Pullman, Wash.
2/19/87	W	84-58	Tucson, Ariz.
12/22/87	W	89-55	Pullman, Wash.
3/3/88	W	79-41	Tucson, Ariz.
12/18/88	W	76-59	Tucson, Ariz.
3/2/89	W	74-48	Pullman, Wash.
3/10/89	W	62-54	Inglewood, Calif.
1/6/90	W	81-61	Tucson, Ariz.
2/1/90	W	86-62	Pullman, Wash.
1/5/91	W	84-71	Pullman, Wash.
1/31/91	W	84-71	Tucson, Ariz.
1/18/92	W	78-65	Pullman, Wash.
2/13/92	W	94-72	Tucson, Ariz.
1/16/93	W	87-63	Tucson, Ariz.
2/11/93	W	70-64	Pullman, Wash.
2/3/94	W	80-68	Pullman, Wash.
3/5/94	W	85-69	Tucson, Ariz.
2/2/95	W	84-76	Tucson, Ariz.
3/2/95	W (2OT)	114-111	Pullman, Wash.
2/3/96	W	96-78	Tucson, Ariz.
2/29/96	W	72-62	Pullman, Wash.
1/30/97	W	87-78	Pullman, Wash.
2/27/97	W	100-86	Tucson, Ariz.
1/8/98	W	94-81	Spokane, Wash.
2/7/98	W	83-61	Tucson, Ariz.
1/7/99	W	99-87	Tucson, Ariz.
2/6/99	W	81-79	Pullman, Wash.
1/13/00	W	80-75	Tucson, Ariz.
2/12/00	W	73-50	Pullman, Wash.
1/11/01	W	84-51	Spokane, Wash.
2/10/01	W	86-51	Tucson, Ariz.
1/10/02	W	92-85	Pullman, Wash.
2/9/02	W	85-68	Tucson, Ariz.
1/9/03	W	82-69	Tucson, Ariz.
2/8/03	W	75-62	Pullman, Wash.
1/31/04	W	61-57	Pullman, Wash.
2/28/04	W	72-60	Tucson, Ariz.
1/29/05	L	63-70	Tucson, Ariz.
2/24/05	W (OT)	57-56	Pullman, Wash.
12/29/05	W	70-52	Pullman, Wash.
3/2/06	W	66-61	Tucson, Ariz.
1/6/07	L (OT)	73-77	Pullman, Wash.

2/1/07	L	66-72	Tucson, Ariz.
1/24/08	W	76-64	Tucson, Ariz.
2/23/08	W	65-55	Pullman, Ariz.
1/31/09	W	66-56	Tucson, Ariz.
2/26/09	L	53-69	Pullman, Ariz.
1/8/10	L	76-78	Tucson, Ariz.
2/6/10	L	60-78	Pullman, Wash.
1/22/11	W	65-63	Pullman, Wash.
2/17/11	W	79-70	Tucson, Ariz.
1/26/12	W	85-61	Tucson, Ariz.
2/16/12	W	76-72	Pullman, Wash.
2/2/13	W	79-65	Pullman, Wash.
2/23/13	W	73-56	Tucson, Ariz.
1/2/14	W	60-25	Tucson, Ariz.
2/15/15	W	86-59	Pullman, Wash.
1/16/16	W	90-66	Tucson, Ariz.
2/3/16	W	79-64	Pullman, Wash.
1/29/17	W	79-62	Tucson, Ariz.
2/16/17	W	78-59	Pullman, Wash.
1/31/18	W	100-72	Pullman, Wash.
2/9/19	L	55-69	Tucson, Ariz.
2/1/20	W	66-49	Pullman, Wash.
3/5/20	W	83-62	Tucson, Ariz.
1/2/21	W (2OT)	86-82	Pullman, Wash.
2/25/21	W	69-53	Tucson, Ariz.
2/10/22	W	72-60	Pullman, Wash.
<b>Wayne State (1-0)</b>			
12/31/46	W	59-46	Detroit, Mich.
<b>Weber State (5-0)</b>			
12/12/66	W	62-57	Tucson, Ariz.
12/4/67	W	73-67	Tucson, Ariz.
12/4/69	W	72-68	Tucson, Ariz.
12/29/08	W	71-65	Tucson, Ariz.
3/21/14	W	68-59	San Diego, Calif.
<b>West Texas State (20-16)</b>			
12/29/39	L	43-52	Oklahoma City, Okla.
12/17/41	L	52-71	Tucson, Ariz.
2/20/42	L	59-66	Canyon, Texas
2/20/43	W	47-39	Albuquerque, N.M.
3/2/46	W	44-37	Albuquerque, N.M.
12/12/46	W	54-43	Tucson, Ariz.
2/22/47	L	57-62	Canyon, Texas
1/8/48	W	72-69	Canyon, Texas
1/15/48	W	67-51	Tucson, Ariz.
2/3/49	W	61-59	Tucson, Ariz.
2/10/49	L	46-52	Canyon, Texas
1/20/50	W	67-59	Tucson, Ariz.
3/1/50	L	42-61	Canyon, Texas
1/11/51	W	59-53	Canyon, Texas
2/2/51	W	74-48	Tucson, Ariz.
2/7/52	L	57-59	Tucson, Ariz.
2/14/52	L	73-79	Canyon, Texas
2/18/53	W	61-51	Canyon, Texas
3/2/53	W	65-51	Tucson, Ariz.
2/12/54	W	61-52	Tucson, Ariz.
2/20/54	L	69-79	Canyon, Texas
1/15/55	W	73-72	Tucson, Ariz.
2/4/55	L	66-82	Canyon, Texas
1/13/56	W	69-64	Tucson, Ariz.
2/6/56	W	78-76	Canyon, Texas
2/8/57	W	77-67	Tucson, Ariz.
2/26/57	L	67-71	Canyon, Texas
1/25/58	L	62-72	Tucson, Ariz.
2/8/58	L	49-80	Canyon, Texas
1/10/59	L	76-90	Canyon, Texas
2/16/59	L	78-84	Tucson, Ariz.
2/1/60	L	63-81	Canyon, Texas
2/8/60	W	77-62	Tucson, Ariz.
1/26/61	W	81-77	Canyon, Texas
2/11/61	W	66-63	Tucson, Ariz.
1/6/62	W	76-68	Tucson, Ariz.
2/12/62	L	72-87	Canyon, Texas
<b>West Virginia (3-2)</b>			
12/20/48	L	58-61	Morgantown, W.Va.
12/30/50	W	68-67	Morgantown, W.Va.
12/30/58	W	77-60	Honolulu, Hawaii
12/30/92	W	75-74	Tucson, Ariz.
3/20/08	L	65-75	Washington, D.C.
<b>Western Illinois (1-0)</b>			
11/26/90	W	90-51	Tucson, Ariz.
<b>Western Kentucky (2-0)</b>			
11/23/02	W	107-68	Tucson, Ariz.
12/21/05	W (OT)	86-81	Tucson, Ariz.

<b>Western New Mexico (3-3)</b>			
12/12/40	L	30-33	Tucson, Ariz.
12/12/41	L	24-46	Silver City, N.M.
12/13/41	W	39-37	Silver City, N.M.
12/2/58	W	71-61	Tucson, Ariz.
12/2/59	W	73-68	Tucson, Ariz.
2/24/62	L	71-74	Silver City, N.M.
<b>Whittier (13-1)</b>			
1/30/24	W	47-12	Whittier, Calif.
2/22/24	W	55-24	Tucson, Ariz.
2/23/24	W	31-16	Tucson, Ariz.
1/18/27	W	23-19	Whittier, Calif.
3/4/27	L	20-23	Tucson, Ariz.
3/5/27	W	31-18	Tucson, Ariz.
1/3/33	W	37-28	Whittier, Calif.
12/14/34	W	47-29	Tucson, Ariz.
12/15/34	W	29-24	Tucson, Ariz.
1/3/36	W	29-21	Whittier, Calif.
1/4/36	W	28-19	Whittier, Calif.
12/17/36	W	44-34	Tucson, Ariz.
12/18/36	W	35-27	Tucson, Ariz.
12/11/50	W	79-59	Tucson, Ariz.
<b>Wichita State (2-2)</b>			
12/18/51	W	73-61	Tucson, Ariz.
12/29/54	L	64-87	Wichita, Kan.
3/17/16	L	55-65	Providence, R.I.
11/19/21	W (OT)	82-78	Las Vegas
<b>Wisconsin (2-5)</b>			
12/3/62	W	51-46	Madison, Wis.
12/30/66	L	77-104	Los Angeles, Calif.
3/18/00	L	59-66	Salt Lake City, Utah
3/17/06	W	94-75	Philadelphia, Pa.
11/23/09	L	61-65	Lahaina, Hawaii
3/29/14	L (OT)	63-64	Anaheim, Calif.
3/28/15	L	78-85	Los Angeles, Calif.
<b>Wright State (2-0)</b>			
11/18/04	W	83-66	Tucson, Ariz.
3/18/22	W	87-70	San Diego, Calif.
<b>Wyoming (21-15)</b>			
1/17/63	L	72-84	Laramie, Wyo.
2/23/63	W	84-63	Tucson, Ariz.
1/18/64	L	69-71	Laramie, Wyo.
2/21/64	W	81-69	Tucson, Ariz.
1/7/65	W (OT)	62-60	Laramie, Wyo.
2/19/65	W	78-77	Tucson, Ariz.



# RECORD VS. THE CONFERENCES

<b>Pac-12 Conference</b> .....	<b>721-408</b>
Arizona State.....	157-85
+California.....	70-31
Colorado.....	23-16
Oregon.....	52-36
+Oregon State.....	70-22
Stanford.....	68-31
UCLA.....	46-62
+USC.....	72-46
Utah.....	37-31
+Washington.....	58-31
+Washington State.....	68-17
<b>America East</b> .....	<b>2-0</b>
UMBC.....	1-0
Vermont.....	1-0
<b>American</b> .....	<b>21-16</b>
Cincinnati.....	3-0
+Houston.....	6-6
Memphis.....	4-4
South Florida.....	1-0
SMU.....	3-1
Temple.....	2-0
UConn.....	2-5
<b>Atlantic 10</b> .....	<b>16-8</b>
Dayton.....	2-1
Duquesne.....	2-3
Fordham.....	1-1
LaSalle.....	1-2
Rhode Island.....	3-0
Richmond.....	2-0
St. Bonaventure.....	1-0
St. Joseph's.....	2-0
Saint Louis.....	2-1
<b>Atlantic Coast</b> .....	<b>38-25</b>
Boston College.....	3-0
Clemson.....	3-0
Duke.....	5-4
Florida State.....	1-3
Georgia Tech.....	0-1
Louisville.....	2-3
Maryland.....	3-0
Miami (Fla.).....	3-0
NC State.....	2-1
North Carolina.....	3-4
Notre Dame.....	4-1
Pittsburgh.....	3-2
Syracuse.....	1-2
Virginia.....	2-3
Wake Forest.....	1-1
<b>Atlantic Sun</b> .....	<b>3-2</b>
East Tennessee State.....	2-1
Jacksonville.....	0-1
Lipscomb.....	1-0
<b>Big 12</b> .....	<b>61-63</b>
Baylor.....	5-5
Iowa State.....	4-3
Kansas.....	4-8
Kansas State.....	6-8
+Oklahoma.....	2-5
Oklahoma State.....	3-0
TCU.....	1-2
Texas.....	9-2
Texas Tech.....	24-28
+West Virginia.....	3-2
<b>Big East</b> .....	<b>17-15</b>
Butler.....	3-1
Creighton.....	1-1
DePaul.....	0-2
Georgetown.....	2-1
Marquette.....	3-1
Providence.....	3-3
St. John's (N.Y.).....	1-1
Seton Hall.....	1-2
Villanova.....	2-2
Xavier.....	1-1

<b>Big Sky</b> .....	<b>123-33</b>
Eastern Washington.....	2-0
Idaho State.....	4-4
Montana.....	3-0
Montana State.....	1-1
North Dakota.....	1-0
+Northern Arizona.....	101-27
Northern Colorado.....	4-1
Portland State.....	1-0
Sacramento State.....	1-0
Weber State.....	5-0
<b>Big South</b> .....	<b>4-0</b>
Charleston Southern.....	1-0
Gardner-Webb.....	1-0
Liberty.....	1-0
UNC-Asheville.....	1-0
<b>Big Ten</b> .....	<b>40-35</b>
+Illinois.....	10-6
Iowa.....	3-5
Michigan.....	9-2
Michigan State.....	5-2
Minnesota.....	0-4
Nebraska.....	2-2
Northwestern.....	2-0
Ohio State.....	1-2
Penn State.....	1-0
Purdue.....	5-7
Rutgers.....	2-0
Wisconsin.....	2-5
<b>Big West</b> .....	<b>32-4</b>
Cal Poly SLO.....	4-0
+Cal State Fullerton.....	4-1
Cal State Northridge.....	1-0
Hawaii.....	2-0
Long Beach State.....	8-0
UC Davis.....	2-0
UC Irvine.....	3-0
UC Riverside.....	2-0
UC Santa Barbara.....	6-3
<b>Colonial Athletic Association</b> .....	<b>6-0</b>
College of Charleston.....	1-0
Delaware.....	1-0
Drexel.....	1-0
James Madison.....	1-0
UNC-Wilmington.....	1-0
Towson.....	1-0
<b>Conference USA</b> .....	<b>79-36</b>
East Carolina.....	1-0
Florida Atlantic.....	1-0
Florida International.....	2-0
Louisiana Tech.....	1-0
North Texas.....	0-2
Old Dominion.....	1-0
Rice.....	2-0
Southern Mississippi.....	3-0
Tulane.....	2-0
Tulsa.....	1-2
UAB.....	1-1
UTEP.....	63-30
UTSA.....	1-1
<b>Horizon League</b> .....	<b>9-1</b>
Cleveland State.....	1-0
Detroit (Mercy).....	1-1
Oakland.....	2-0
Valparaiso.....	3-0
Wright State.....	2-0
<b>Ivy League</b> .....	<b>8-0</b>
Columbia.....	1-0
Cornell.....	1-0
Harvard.....	3-0
Pennsylvania.....	2-0
Princeton.....	1-0
<b>Metro Atlantic Athletic</b> .....	<b>2-4</b>
Canisius.....	1-3
Manhattan.....	1-0
Niagara.....	0-1
<b>Mid-American</b> .....	<b>5-5</b>
Ball State.....	1-0

Bowling Green.....	0-1
Buffalo.....	0-1
Eastern Michigan.....	2-0
Miami (Ohio).....	0-2
Northern Illinois.....	2-0
Ohio University.....	0-1
<b>Mid-Eastern Athletic</b> .....	<b>4-0</b>
Bethune-Cookman.....	1-0
Coppin State.....	1-0
Delaware State.....	1-0
Morgan State.....	1-0
<b>Missouri Valley</b> .....	<b>14-12</b>
Bradley.....	4-7
Drake.....	1-1
Evansville.....	3-1
Illinois State.....	1-0
Loyola (Ill.).....	1-0
Southern Illinois.....	2-1
Wichita State.....	2-2
<b>Mountain West</b> .....	<b>173-101</b>
Air Force.....	2-4
Boise State.....	2-0
Colorado State.....	14-11
+Fresno State.....	4-3
New Mexico.....	85-42
+San Diego State.....	24-7
San Jose State.....	11-4
+UNLV.....	9-12
Utah State.....	1-3
Wyoming.....	21-15
<b>Northeast</b> .....	<b>9-2</b>
Bryant.....	1-0
Fairleigh Dickinson.....	1-0
Long Island.....	1-0
Mount St. Mary's.....	1-0
Robert Morris.....	3-0
Sacred Heart.....	1-0
St. Francis (N.Y.).....	0-1
St. Francis (Pa.).....	1-1
<b>Ohio Valley</b> .....	<b>5-1</b>
Austin Peay.....	1-0
Belmont.....	1-0
Eastern Illinois.....	1-0
Morehead State.....	1-0
Murray State.....	1-1
<b>Patriot League</b> .....	<b>3-1</b>
Boston.....	1-0
Bucknell.....	0-1
Holy Cross.....	1-0
Loyola (Md.).....	1-0
<b>Southeastern</b> .....	<b>27-29</b>
Alabama.....	1-3
Arkansas.....	2-6
Auburn.....	0-2
Florida.....	2-2
Kentucky.....	3-2
LSU.....	3-3
Mississippi.....	1-1
Mississippi State.....	2-2
Missouri.....	4-1
Tennessee.....	1-4
Texas A&M.....	8-1
Vanderbilt.....	0-2
<b>Southern</b> .....	<b>2-0</b>
Davidson.....	1-0
Samford.....	1-0
<b>Southland</b> .....	<b>10-1</b>
Houston Baptist.....	2-0
Lamar.....	1-1
New Orleans.....	3-0
Nicholls State.....	1-0
Northwestern State.....	1-0
Oral Roberts.....	1-0
Sam Houston State.....	1-0
<b>Southwestern Athletic</b> .....	<b>7-0</b>
Grambling.....	1-0
Jackson State.....	2-0

Mississippi Valley State.....	1-0
Southern.....	1-0
Texas Southern.....	2-0
<b>Summit League</b> .....	<b>8-1</b>
Denver.....	3-1
IUPUI.....	1-0
North Dakota State.....	1-0
Omaha.....	1-0
South Dakota State.....	1-0
Western Illinois.....	1-0
<b>Sun Belt</b> .....	<b>7-1</b>
Arkansas-Little Rock.....	1-0
Georgia Southern.....	1-0
Louisiana-Lafayette.....	2-0
South Alabama.....	1-1
Western Kentucky.....	2-0
<b>West Coast</b> .....	<b>61-38</b>
BYU.....	20-19
Gonzaga.....	6-4
Loyola Marymount.....	9-4
Pacific.....	4-1
Pepperdine.....	6-0
Saint Mary's.....	5-2
San Diego.....	2-0
San Francisco.....	1-4
Santa Clara.....	8-4
<b>Western Athletic</b> .....	<b>83-41</b>
California Baptist.....	1-0
CSU Bakersfield.....	3-0
Grand Canyon.....	5-0
Idaho.....	4-0
New Mexico State.....	61-38
Seattle.....	5-2
Texas-Pan American.....	1-1
+UMKC.....	1-0
Utah Valley.....	2-0
<b>NCAA Division II</b> .....	<b>45-26</b>
+Adams State.....	2-0
Alaska-Anchorage.....	1-0
Cal Poly Pomona.....	2-0
Cal State Los Angeles.....	4-5
Chaminade.....	1-0
Charleston (W.Va.).....	1-0
Eastern New Mexico.....	1-0
Fort Hays State.....	1-0
Hawaii-Hilo.....	2-0
Hawaii Pacific.....	2-0
Midwestern.....	2-0
Regis.....	1-1
San Francisco State.....	1-0
Southeast Oklahoma.....	0-1
Wayne State.....	1-0
West Texas State.....	20-16
Western New Mexico.....	3-3
<b>NCAA Division III</b> .....	<b>54-23</b>
Beloit.....	1-1
Cal State Hayward.....	2-0
Centenary (La.).....	2-1
DePauw.....	1-0
Hamline.....	3-0
Hardin-Simmons.....	24-14
Illinois Wesleyan.....	1-1
LaVerne.....	2-0
New York University.....	0-1
Occidental.....	5-1
Pomona.....	2-0
Southwestern.....	0-1
Washington University.....	0-2
Whittier.....	11-1
<b>Others</b> .....	<b>12-1</b>
New Mexico Tech.....	10-0
Oklahoma City.....	1-1
U.S. International.....	1-0

+ Indicates that series results are affected by a vacated game(s) due to NCAA infractions. Records listed reflect on-court results only. For further information on specific games see pages 72-73 and the results for the 1998-99 and 2007-08 seasons.



# INDIVIDUAL RECORDS

## Points Scored

**Game**..... 46, Ernie McCray, vs. Cal State-Los Angeles, 2/6/1960  
**Half**..... 33, Joe Skaisgir, vs. Hardin-Simmons, 1/4/1962 (2nd)  
 ..... 33, Al Fleming, vs. Detroit, 1/10/1976 (2nd)  
 ..... 33, Damon Stoudamire, at Washington St., 3/2/1995 (2nd+2ot)  
**Season**..... 848, Khalid Reeves, 1993-94 (35 games)  
**Career**..... 2,555, Sean Elliott, 1985-89 (133 games)  
**Opponent, Game**..... 50, Bob Beckel, at Air Force, 2/28/1959 (17 FG/16 FT)  
**Opponent, Half**..... 28, Ron Sanford, at New Mexico, 2/22/1968

## Points Per Game

**Season**..... 24.2, Khalid Reeves, 1993-94, (848 in 35)  
**Career**..... 23.9, Coniel Norman, 1972-74, (1194 in 50)

## Field Goals

**Game**..... 19, Coniel Norman, at BYU, 1/25/1974, (31 att.)  
**Half**..... 13, Damon Stoudamire, at Washington St., 3/2/1995 (2nd+2ot)  
**Season**..... 276, Khalid Reeves, 1993-94  
**Career**..... 896, Sean Elliott, 1986-89  
**Opponent, Game**..... 19, Billy Shepard, vs. Butler, 12/5/1970 (32 att.)

## Field Goal Attempts

**Game**..... 32, Bill Kemmeries, at Hardin-Simmons, 2/16/1952 (14 made)  
**Half**..... 22, Damon Stoudamire, at Wash. St., 3/2/1995 (13 made, 2nd+2ot)  
**Season**..... 572, Khalid Reeves, 1993-94 (276 made)  
**Career**..... 1,750, Sean Elliott, 1986-89 (896 made)  
**Opponent, Game**..... 35, Freeman Williams, Portland St., 1/27/1976 (16 made)

## Field Goal Percentage

**Game (Min. 10 att.)**..... 1.000, Al Fleming, vs. Midwestern, 12/1/1975 (10-of-10)  
 ..... .933, Brian Williams, at UCLA, 2/10/1991 (14-of-15)  
 ..... .929, Khalid Reeves, vs. Michigan, 12/30/1993 (13-of-14)  
**Half**..... 1.000, Michael Dickerson, vs. Washington, 2/5/1998 (11-of-11, 2nd)  
**Season**..... .667, Al Fleming, 1973-74 (136-of-204)  
 ..... .690, Joseph Blair, 1995-96 (89-of-129/14 games)  
**Career**..... .605, Pete Williams, 1983-85, (296-of-489)  
**Opponent, Game**..... 1.000, Kresimir Cosic, at BYU, 2/26/1971 (12-of-12)

## 3-Point Field Goals

**Game**..... 9, Gabe York, vs. Stanford, 3/5/2016 (14 att.)  
 ..... 9, Salim Stoudamire, vs. Oregon State, 2/20/2005 (14 att.)  
**Half**..... 7, Kerr Kriisa at Utah, 2/24/2022 (1st/8 att.)  
 ..... 7, Jemarl Baker Jr., vs. Stanford (in Santa Cruz), 12/19/2020 (2nd/10 att.)  
**Season**..... 120, Salim Stoudamire, 2004-05  
**Career**..... 342, Salim Stoudamire, 2001-05  
**Opponent, Game**..... 9, Jimmer Fredette, vs. BYU, 12/28/2009 (13 att.)

## 3-Point Field Goal Attempts

**Game**..... 16, Gabe York, vs. Oregon (OT), 3/11/2016, (7 made)  
 ..... 16, Jason Gardner, vs. Kansas, 12/1/2001 (8 made)  
**Half**..... 10, Jemarl Baker Jr., vs. Stanford (at Santa Cruz), 12/19/2020 (7 made)  
**Season**..... 276, Jason Gardner, 2001-02 (106 made)  
**Career**..... 875, Jason Gardner, 1999-2003 (318 made)  
**Opponent, Game**..... 19, Jared Brownridge, vs. Santa Clara (OT), 11/26/2015 (7 made)  
 ..... 19, Kelvin Lewis, vs. Houston, 1/24/2009 (5 made)

## 3-Point Field Goal Percentage

**Game (Min. 5 att.)**..... 1.000, Jawann McClellan, vs. New Mexico State, 11/19/2006 (7-of-7)  
 ..... 1.000, Gilbert Arenas, at Washington State, 1/11/2001 (6-of-6)  
 ..... 1.000, Steve Kerr, at Oregon State, 1/14/1988 (5-of-5)  
 ..... 1.000, Matt Muehlebach, vs. UCLA, 1/12/1991 (5-of-5)  
 ..... 1.000, Gilbert Arenas, at USC, 2/17/2001, (5-of-5)  
**Game (Min. 10 att.)**..... .700, Kerr Kriisa at Utah, 2/24/2022 (7-of-10)  
 ..... .700, Michael Dickerson, vs. North Carolina, 11/22/1996 (7-of-10)  
 ..... .700, Kyle Fogg, vs. UCLA, 3/4/2010 (7-of-10)  
**Half**..... 1.000, Salim Stoudamire, vs. Manhattan, 12/21/2004 (5-of-5)  
 ..... 1.000, Salim Stoudamire, at Oregon, 2/19/2004 (5-of-5)  
 ..... 1.000, Jawann McClellan, vs. New Mexico St., 11/19/2006 (5-of-5)  
**Season**..... .573, Steve Kerr, 1987-88 (114-of-199)  
**Career**..... .573, Steve Kerr, 1988 (114-of-199)  
**Opponent, Game**..... 1.000, Dion Cross, Stanford, 3/7/1996 (7-of-7)

## Free Throws

**Game**..... 18, Jerryd Bayless, at Houston, 1/12/2008 (20 att.)  
**Half**..... 14, Miles Simon, at Washington St. (Spokane), 1/8/1998 (14 att.)  
**Season**..... 247, Derrick Williams, 2010-11 (331 att.)  
**Career**..... 623, Sean Elliott, 1986-89 (786 att.)  
**Consecutive**..... 39, Salim Stoudamire, 11/17/2001-1/23/2002  
**Opponent, Game**..... 16, Bob Jarrett, at New Mexico State, 1/11/1957 (16 att.)  
 ..... 16, Bob Beckel, at Air Force, 2/28/1959 (18 att.)  
 ..... 16, Kent Carso, vs. South Alabama, 12/20/1971 (19 att.)

## Free Throw Attempts

**Game**..... 22, Derrick Williams, vs. California, 1/6/2011 (16 made)  
**Half**..... 16, Bill Kemmeries, vs. San Diego Marines, 12/5/1952 (8 made/2nd)  
**Season**..... 331, Derrick Williams, 2010-11 (247 made)  
**Career**..... 786, Sean Elliott, 1986-89 (623 made)  
**Opponent, Game**..... 21, Don Meineke, vs. Dayton (N.I.T.), 3/13/1951 (15 made)

## Free Throw Percentage

**Game (Min. 12 att.)**..... 1.000, Jerryd Bayless, vs. Stanford, 2/16/2008 (16-of-16)  
 ..... 1.000, James Akinijo vs. UTEP, 12/12/2020 (14-of-14)  
 ..... 1.000, Nic Wise, vs. Washington, 1/29/2009 (14-of-14)  
 ..... 1.000, Allonzo Trier, vs. Bradley, 11/16/2015 (14-of-14)  
 ..... 1.000, Deandre Ayton, vs. Colorado, 1/25/2018 (12-of-12)  
 ..... 1.000, Allonzo Trier, vs. Stanford, 2/8/2017 (12-of-12)  
 ..... 1.000, Warren Ridge, at Utah, 2/1/1956 (12-of-12)  
 ..... 1.000, Dylan Rigdon, at USC, 1/22/1994 (12-of-12)  
 ..... 1.000, Jason Terry, vs. Washington, 1/9/1999 (12-of-12)  
 ..... 1.000, Jason Gardner, vs. Arizona State, 3/7/2002 (12-of-12)  
 ..... 1.000, Nic Wise, vs. UNLV, 12/2/2009 (12-of-12)  
 ..... 1.000, Nic Wise, vs. Lipscomb, 12/21/2009 (12-of-12)  
 ..... 1.000, Kyle Fogg, at Oregon, 1/16/2010 (12-of-12)  
 ..... 1.000, Derrick Williams, vs. Wash. State, 2/17/2011 (12-of-12)  
 ..... 1.000, Kaleb Tarczewski vs. California, 2/1/2014 (12-of-12)

## Season (Min. 2.0 made per game)

..... 910, Salim Stoudamire, 2004-05 (122-of-134)

## Career (Min. 2.0 made per game)

..... 870, Salim Stoudamire, 2001-05 (388-of-446)

## Opponent, Game

..... 1.000, Bob Jarrett, at New Mexico State, 1/11/1957 (16-of-16)

## Rebounds

**Game**..... 26, Bill Reeves, vs. UC-Santa Barbara, 2/1/1956  
 ..... 26, Joe Skaisgir, vs. Cal State-Los Angeles, 1/31/1962  
**Half**..... 15, Kenny Davis, vs. Texas-El Paso, 2/11/1977 (2nd)  
**Season**..... 405, Deandre Ayton, 2017-18 (in 35 games)  
**Season Per Game**..... 13.2, Bill Reeves, 1955-56 (343 in 26 games)  
**Career**..... 1,190, Al Fleming, 1972-76  
**Career Per Game**..... 11.2, Joe Skaisgir, 1960-62 (582 in 52 games)  
**Opponent, Game**..... 26, Tony Cerkvenik, vs. Arizona State, 3/4/1963

## Personal Fouls

**Season**..... 119, Rick Anderson, 2001-02 (34 games)  
**Season Per Game**..... 4.3, Bill Reeves, 1956-57 (111 in 26 games)  
**Season Disqualifications**..... 13, Bill Reeves, 1957-57  
**Career**..... 357, Reggie Geary, 1992-96 (127 games)  
**Career Per Game**..... 3.9, Bill Reeves, 1954-57 (298 in 77 games)  
**Career Disqualifications**..... 34, Junior Crum, 1942-44, 46-47 (101 games)

## Assists

**Game**..... 19, Russell Brown, vs. Grand Canyon, 12/8/1979  
**Half**..... 11, Russell Brown, vs. New Mexico, 12/22/1978 (2nd)  
 ..... 11, Russell Brown, at California, 1/6/1979 (1st)  
**Season**..... 247, Russell Brown, 1978-79 (27 games)  
**Season Per Game**..... 9.1, Russell Brown, 1978-79 (247 in 27 games)  
**Career**..... 810, Russell Brown, 1977-81 (107 games)  
**Career Per Game**..... 7.6, Russell Brown, 1977-81 (810 in 107 games)  
**Opponent, Game**..... 20, Danny Tarkanian, at UNLV, 12/6/1982

## Steals

**Game**..... 9, Bennett Davison, vs. Stanford, 2/28/1998  
**Season**..... 85, Jason Terry, 1996-97  
**Season Per Game**..... 2.8, Jason Terry, 1998-99  
**Career**..... 245, Jason Terry, 1996-99  
**Career Per Game**..... 1.9, Gilbert Arenas, 1999-2001 (136 in 70 games)

## Blocked Shots

**Game**..... 14, Loren Woods, vs. Oregon, 2/3/2000  
**Season**..... 102, Christian Koloko, 2021-22  
 ..... 102, Loren Woods, 1999-2000  
**Season Per Game**..... 3.9, Loren Woods, 1999-2000  
**Career**..... 278, Anthony Cook, 1986-89  
**Career Per Game**..... 3.4, Loren Woods, 1999-2001 (186 in 55 games)

## Minutes Played

**Game**..... 55, Gabe York, at USC, 1/9/2016 (4 ot)  
**Season**..... 1,317, Chase Budinger, 2008-09  
**Season Per Game**..... 38.1, Jason Gardner, 2001-02 (1298 in 34 games)  
**Career**..... 4,825, Jason Gardner, 1999-2003  
**Career Per Game**..... 35.5, Jason Gardner, 1999-2003 (4825 in 136 games)



# SINGLE-GAME RECORDS

## Points Scored (FG/3FG/FT)

46	Ernie McCray vs. Cal State-LA, 2/6/60 (16/-/14)
45	Damon Stoudamire at Stanford, 1/14/95 (14/7/10)
44	Joe Skaisgir vs. Hardin-Simmons, 1/4/62 (17/-/19)
	Coniel Norman at Brigham Young, 1/24/74 (19/-/6)
41	Al Fleming vs. Detroit, 1/10/76 (14/-/13)
40	Khalid Reeves vs. Michigan, 12/30/93 (13/3/11)
	Damon Stoudamire at Washington St., 3/2/95 (15/4/6)
39	Al Fleming at San Diego State, 12/11/74 (16/-/7)
	Bob Elliott vs. Utah, 2/15/75 (16/-/7)
	Jerryd Bayless vs. Arizona State, 2/10/08 (12/6/9)
38	Eli Lazovich vs. Arizona State, 3/2/55 (12/-/14)
	Warren Rustand vs. Brigham Young, 1/15/65 (16/-/6)
	Bill Warner at New Mexico, 1/17/70 (16/-/6)
	Coniel Norman vs. Brigham Young, 2/24/73 (16/-/6)
	Bob Elliott vs. California (n), 12/27/74 (15/-/8)
	Bob Elliott vs. Arizona State, 2/2/74 (12/-/14)
	Larry Demic at UCLA, 2/17/79 (14/-/10)
	Ron Davis at UCLA, 2/12/81 (14/-/10)
37	Eric Money vs. Cal State-Bakersfield, 11/29/72 (14/-/9)
	Coniel Norman vs. Wyoming, 2/1/73 (17/-/3)
	Eric Money vs. Arizona State, 2/17/73 (13/-/11)
	Larry Demic vs. Southwestern Louisiana, 12/23/78 (17/-/3)
	Jason Terry at Oregon, 2/20/99 (11/5/10)
	Salim Stoudamire at Oregon, 2/19/04 (9/6/13)
	Salim Stoudamire vs. Washington, 3/12/05 (12/7/6)
	Ivan Radenovic at Stanford, 3/3/07 (12/2/11)
36	Phil Taylor vs. UNLV, 1/24/78 (16/-/4)
	Larry Demic vs. Washington, 3/1/79 (17/-/2)
	Sean Elliott vs. Pittsburgh, 12/30/88 (14/5/3)
35	Harold Tovrea vs. New Mexico Tech, 2/28/24 (unknown)
	Ernie McCray vs. Arizona State, 1/23/60 (12/-/11)
	Herman Harris vs. Utah, 1/20/77 (12/-/11)
	Herman Harris vs. Brigham Young, 1/22/77 (16/-/3)
	Joe Nehls vs. Stanford, 1/31/80 (14/-/7)
	Sean Elliott vs. Stanford, 1/9/87 (11/3/10)
	Sean Elliott vs. Stanford, 1/29/89 (9/5/12)

## Rebounds

26	Bill Reeves vs. UC-Santa Barbara, 2/1/56
	Joe Skaisgir vs. Cal State-Los Angeles, 1/31/62
25	Bob Elliott vs. Arizona State, 2/2/74
	Kenney Davis vs. Arizona State, 2/5/77
23	Leo Johnson at San Jose State, 1/27/51
	Al Fleming vs. San Diego, 12/12/72
	Al Fleming vs. Old Dominion, 12/22/75
22	Ernie McCray vs. Cal State-LA, 2/26/58
	Jordan Hill vs. UAB, 11/18/08
21	Albert Johnson vs. Idaho State, 12/19/62
	Al Fleming at Columbia (n), 12/28/74

## Assists

19	Russell Brown vs. Grand Canyon, 12/8/79
17	Russell Brown at California, 2/2/79
15	Russell Brown at Utah, 1/21/78
	Russell Brown vs. Southwestern Louisiana, 12/23/78
	Russell Brown vs. Midwestern, 12/4/79
14	Matt Othick vs. Northern Arizona, 12/18/91
	Damon Stoudamire vs. Oregon, 2/25/95
13	Eric Money at Brigham Young, 1/24/74
	Gilbert Myles vs. Purdue (n), 3/15/75
	Russell Brown at Wyoming, 2/24/78
	Russell Brown vs. Stanford, 1/4/79
	Russell Brown at Oregon State, 2/9/80
	Russell Brown vs. UCLA, 1/17/81
	Reggie Geary vs. Iowa (NCAA), 3/17/96
	Mike Bibby vs. Morgan State, 11/30/97

## Top Bench Scoring Performances

(Since 1978)

30	Joe McLean vs. Arizona State (Jan. 10, 1996)
28	Joe Nehls vs. Grand Canyon (Dec. 13, 1979)
26	Hassan Adams at Oregon (Feb. 19, 2004)
	Michael Dickerson vs. Texas A&M (Dec. 28, 1995)
	Deron Johnson vs. NAU (Dec. 18, 1991)
	Joe Nehls vs. BYU (Feb. 18, 1978)
25	Jordan Brown vs. Oregon State (Jan. 14, 2021)
	Kevin Parron at California (Feb. 5, 2011)
	Michael Dickerson vs. Arizona State (OT) (March 11, 1995)
24	Benedict Mathurin at Washington State (Jan. 2, 2021)
	Max Hazzard vs. Utah (Jan. 16, 2020)
	Gilbert Arenas vs. LSU (Dec. 20, 2000)
	Sean Rooks vs. UCLA (Feb. 10, 1990)

## Top Freshman Bench Scoring Performances

(Since 1978)

25	Michael Dickerson vs. Arizona State (OT) (March 11, 1995)
24	Benedict Mathurin at Washington State (Jan. 2, 2021)
23	Khalid Reeves at Oregon (March 2, 1991)
22	Benedict Mathurin at Colorado (Feb. 6, 2021)
	Allonzo Trier vs. Bradley (Nov. 16, 2015)
	Hassan Adams vs. Western Kentucky (Nov. 23, 2002)
20	Khalid Reeves vs. Oregon State (March 7, 1991)
	John Smith at Colorado State (Feb. 25, 1978)
19	Jawann McClellan vs. Wyoming (Nov. 30, 2004)
	Ivan Radenovic vs. Oregon (Jan. 25, 2004)
	Damon Stoudamire vs. Santa Clara (Jan. 5, 1992)
	Khalid Reeves vs. Stanford (Feb. 26, 1991)
	Khalid Reeves vs. California (Feb. 21, 1991)
	Jud Buechler vs. Hawai'i-Pacific (Dec. 10, 1986)

## ARIZONA'S TRIPLE-DOUBLES

Since 1987, there have been 27 triple-doubles recorded by Pac-12 Conference members. Arizona leads the league with 10, ahead of California's five. Jason Kidd (4), Andre Iguodala (3), Loren Woods (2) and Luke Jackson (2) are the only individuals to register more than one in a career, while Kidd and Iguodala are the only pair to record more than one in a season. Here is the complete list (points-rebounds-assists unless indicated):

Player	Date	Stats	Opponent
Matt Muehlebach*	3/9/1990	10-11-10	USC
Chris Mills	12/18/1991	19-10-10	N. Arizona
Damon Stoudamire	2/25/1995	32-12-14	Oregon
Loren Woods	2/3/2000	16-10-14 (b)	Oregon
Loren Woods	1/13/2001	13-10-10 (b)	Washington
Luke Walton	1/17/2002	27-11-10	USC
Andre Iguodala	12/9/2003	13-13-10	Texas
Andre Iguodala	12/28/2003	13-11-11	Liberty
Andre Iguodala	2/14/2004	14-11-10	UCLA
Kerr Kriisa	2/24/2022	21-10-10	Utah

\* Pac-10 Tournament game / (b) indicates blocked shots

## By School

Arizona	10
California	5
UCLA	3
Utah	2
Oregon	2
Oregon State	2
Arizona State	1
Stanford	1
Washington State	1
USC	1



# SINGLE-GAME RECORDS

## 20+ Rebound Games

26	Joe Skaisgir vs. Cal State Los Angeles (Jan. 31, 1962)
26	Bill Reeves vs. UC Santa Barbara (Feb. 1, 1956)
25	Kenny Davis vs. Arizona State (Feb. 5, 1977)
25	Bob Elliott vs. Arizona State (Feb. 2, 1974)
23	Al Fleming vs. Old Dominion (Dec. 22, 1975)
23	Al Fleming vs. San Diego (Dec. 12, 1972)
23	Leo Johnson at San Jose State (Jan. 27, 1951)
22	Jordan Hill vs. UAB (Nov. 18, 2008)
22	Ernie McCray vs. Cal State Los Angeles (Feb. 26, 1958)
21	Al Fleming vs. Columbia (Dec. 28, 1974)
21	Albert Johnson vs. Idaho State (Dec. 19, 1962)
20	Deandre Ayton vs. California (March 3, 2018)
20	Pete Williams vs. Loyola Marymount (Dec. 4, 1984)
20	Bob Elliott at Purdue (Dec. 22, 1976)
20	Bob Elliott vs. Cincinnati (Dec. 27, 1975)
20	Al Fleming vs. SMU (Dec. 29, 1973)

## 20-point & 20-rebound Games

Deandre Ayton vs. California (March 3, 2018)	26 points, 20 rebounds
Bob Elliott at Purdue (Dec. 22, 1976)	22 points, 20 rebounds
Al Fleming vs. Old Dominion (Dec. 22, 1975)	22 points, 23 rebounds
Joe Skaisgir vs. Cal State Los Angeles (Jan. 31, 1962)	21 points, 26 rebounds

## 40-point & 10-rebound Games

Al Fleming vs. Detroit (Jan. 10, 1976)	41 points, 11 rebounds
--	------------------------

## 30-point & 10-rebound Games

Deandre Ayton vs. UCLA (March 9, 2018)	32 points, 14 rebounds
Deandre Ayton vs. USC (March 10, 2018)	32 points, 18 rebounds
Ryan Anderson at Washington State (Feb. 3, 2016)	31 points, 12 rebounds
Derrick Williams vs. Duke (March 24, 2011)	32 points, 13 rebounds
Derrick Williams vs. Arizona State (Jan. 15, 2011)	31 points, 10 rebounds
Derrick Williams vs. California (Jan. 6, 2011)	31 points, 12 rebounds
Jordan Hill vs. Houston (Jan. 24, 2009)	30 points, 18 rebounds
Marcus Williams vs. Oregon (Jan. 14, 2007)	34 points, 12 rebounds
Chase Budinger at Oregon (Feb. 10, 2007)	30 points, 10 rebounds
Hassan Adams vs. Texas (Dec. 9, 2003)	30 points, 10 rebounds
Brian Williams at UCLA (OT) (Feb. 10, 1991)	32 points, 14 rebounds
Sean Rooks vs. Arkansas (Nov. 23, 1990)	31 points, 10 rebounds
Anthony Cook vs. USC (Feb. 16, 1989)	31 points, 12 rebounds
Sean Elliott vs. Pittsburgh (Dec. 30, 1988)	36 points, 13 rebounds
Sean Elliott vs. UNLV (Dec. 10, 1988)	32 points, 15 rebounds
Sean Elliott vs. Stanford (Jan.19, 1987)	35 points, 13 rebounds
Larry Demic vs. Washington State (March 3, 1979)	36 points, 12 rebounds
Larry Demic vs. SW Louisiana (Dec. 23, 1978)	37 Points, 16 rebounds
George Hawthorne vs. Grand Canyon (Dec. 13, 1978)	30 points, 13 rebounds
Phil Taylor vs. UNLV (Jan. 24, 1978)	36 points, 13 rebounds
Phil Taylor at Illinois (Nov. 28, 1977)	33 points, 14 rebounds
Phil Taylor at Colorado State (Jan. 29, 1977)	30 points, 15 rebounds
Bob Elliott vs. Utah (Feb. 15, 1975)	39 points, 12 rebounds
Bob Elliott vs. California (Dec. 27, 1974)	38 points, 11 rebounds
Al Fleming at San Diego State (Dec. 7, 1974)	39 points, 17 rebounds
Bob Elliott vs. Arizona State (Feb. 2, 1974)	38 points, 25 rebounds
Coniel Norman vs. BYU (Feb. 24, 1973)	38 points, 10 rebounds
Bill Warner vs. Arizona State (Feb. 20, 1971)	34 points, 11 rebounds
Bill Warner vs. BYU (Jan. 30, 1971)	31 points, 14 rebounds

## 30-point & 10-assist Games

Miles Simon vs. Tulane (Feb. 9, 1997)	30 points, 10 assists
Damon Stoudamire vs. Oregon (Feb. 25, 1995)	32 points, 14 assists
Eric Money vs. Utah (Feb. 23, 1974)	30 points, 10 assists



# TOP SCORING PERFORMANCES

Name	Points	Date	Opponent
Ernie McCray	46	02/06/1960	Cal State Los Angeles
Damon Stoudamire	45	01/14/1995	at Stanford
Coniel Norman	44	01/24/1974	at BYU
Joe Skaisgir	44	01/04/1962	Hardin-Simmons
Al Fleming	41	01/10/1976	Detroit
Damon Stoudamire	40	03/02/1995	at Washington State
Khalid Reeves	40	12/30/1993	Michigan
Jerryd Bayless	39	02/10/2008	Arizona State
Bob Elliott	39	02/15/1975	Utah
Al Fleming	39	12/11/1974	at San Diego State
Ron Davis	38	02/12/1981	at UCLA
Larry Demic	38	02/17/1979	at UCLA
Bob Elliott	38	02/02/1974	Arizona State
Bob Elliott	38	12/27/1974	vs. California
Coniel Norman	38	02/24/1973	BYU
Bill Warner	38	01/17/1970	at New Mexico
Warren Rustand	38	01/15/1965	BYU
Eli Lazovich	38	03/02/1955	Arizona State
Ivan Radenovic	37	03/03/2007	at Stanford
Salim Stoudamire	37	03/12/2005	Washington
Salim Stoudamire	37	02/19/2004	at Oregon
Jason Terry	37	02/20/1999	at Oregon
Larry Demic	37	12/23/1978	Southwestern Louisiana
Eric Money	37	02/17/1973	Arizona State
Coniel Norman	37	02/01/1973	Wyoming
Eric Money	37	11/29/1972	CSU Bakersfield
Sean Elliott	36	12/30/1988	Pittsburgh
Larry Demic	36	03/01/1979	Washington
Phil Taylor	36	01/24/1978	UNLV
Khalid Reeves	35	01/28/1994	Oregon State
Sean Elliott	35	02/18/1989	UCLA
Sean Elliott	35	01/05/1989	at Stanford
Sean Elliott	35	01/09/1987	Stanford
Joe Nehls	35	01/30/1980	Stanford
Herman Harris	35	01/22/1977	BYU
Herman Harris	35	01/20/1977	Utah
Ernie McCray	35	01/23/1960	Arizona State
Harold Tovrea	35	02/28/1924	at New Mexico Tech
Marcus Williams	34	01/14/2007	Oregon
Salim Stoudamire	34	02/14/2004	UCLA
Jason Gardner	34	01/06/2002	Oregon State
Jason Gardner	34	12/01/2001	Kansas
Herman Harris	34	02/05/1977	Arizona State
Herman Harris	34	11/26/1976	Arizona State
Al Fleming	34	02/28/1975	Colorado State
Coniel Norman	34	01/06/1973	New Mexico
Bill Warner	34	02/20/1971	Arizona State
Bill Davis	34	03/01/1968	Utah
Jemarl Baker Jr.	33	12/19/2020	vs. Stanford
Jerryd Bayless	33	02/14/2008	California
Jerryd Bayless	33	01/12/2008	at Houston
Jason Gardner	33	02/28/2002	Stanford
Khalid Reeves	33	02/10/1994	at Stanford
Ron Davis	33	03/05/1981	at Oregon State
Bob Elliott	33	01/10/1975	at Utah
Bob Elliott	33	12/10/1975	vs. Idaho State
Azuolas Tubelis	32	01/15/2022	Utah
Deandre Ayton	32	3/10/2018	vs. USC
Deandre Ayton	32	3/9/2018	vs. UCLA
Allonzo Trier	32	11/10/2017	NAU
Gabe York	32	03/05/2016	Stanford
Derrick Williams	32	03/24/2011	vs. Duke
Chase Budinger	32	11/15/2006	NAU
Hassan Adams	32	12/31/2005	at Washington
Salim Stoudamire	32	01/15/2005	UCLA
Salim Stoudamire	32	01/25/2003	at Kansas
Jason Terry	32	02/20/1999	Oregon
Michael Dickerson	32	02/27/1997	Washington State
Michael Dickerson	32	01/11/1997	at Arizona State
Damon Stoudamire	32	02/25/1995	Oregon
Khalid Reeves	32	12/21/1993	vs. Notre Dame
Khalid Reeves	32	03/18/1994	vs. Loyola Maryland
Brian Williams	32	02/10/1991	at UCLA
Sean Elliott	32	12/10/1988	UNLV
Sean Elliott	32	03/12/1988	vs. Stanford
Robbie Dosty	32	01/30/1981	at Stanford
Al Fleming	32	01/30/1976	Colorado State
Coniel Norman	32	03/02/1974	Arizona State
Eric Money	32	02/21/1974	BYU
Coniel Norman	32	01/24/1974	at Utah
Bill Kemmeries	32	02/11/1952	Arizona State
Link Richmond	32	12/27/1946	vs. Morehead State
Benedict Mathurin	31	1/14/2021	at Oregon State
Azuolas Tubelis	31	1/7/2021	USC
Ryan Anderson	31	02/03/2016	at Washington State
Derrick Williams	31	01/15/2011	Arizona State
Derrick Williams	31	01/06/2011	California
Jerryd Bayless	31	02/16/2008	Stanford
Salim Stoudamire	31	02/20/2005	Oregon State
Michael Dickerson	31	11/26/1996	NAU
Michael Dickerson	31	11/22/1996	at North Carolina
Khalid Reeves	31	12/23/1993	vs. Kentucky
Khalid Reeves	31	02/25/1993	Oregon State
Sean Rooks	31	11/23/1990	vs. Arkansas
Anthony Cook	31	02/16/1989	USC

Name	Points	Date	Opponent
Sean Elliott	31	01/29/1989	Stanford
Sean Elliott	31	01/21/1989	Villanova
Sean Elliott	31	12/30/1987	Duke
Sean Elliott	31	04/02/1988	vs. Oklahoma
Pete Williams	31	11/25/1983	NAU
Joe Nehls	31	01/22/1979	USC
Phil Taylor	31	12/09/1977	Houston
Herman Harris	31	03/18/1976	vs. UNLV
Bob Elliott	31	03/01/1975	Wyoming
Coniel Norman	31	01/20/1973	at NAU
Coniel Norman	31	01/18/1973	UC Santa Barbara
Eddie Myers	31	02/27/1971	at Utah
Bill Warner	31	01/30/1971	BYU
Bill Warner	31	03/04/1970	at Arizona State
Joe Skaisgir	31	02/04/1961	at Arizona State
Ed Nymeyer	31	12/27/1955	at Louisville
Vince Cullen	31	02/15/1941	New Mexico
Benedict Mathurin	30	03/20/2022	vs. TCU
Benedict Mathurin	30	12/11/2021	at Illinois
Allonzo Trier	30	11/12/2017	UMBC
Lauri Markkanen	30	01/12/2017	Arizona State
Nic Wise	30	01/31/2010	California
Nic Wise	30	11/24/2009	vs. Colorado
Jordan Hill	30	01/24/2009	Houston
Chase Budinger	30	01/05/2008	Oregon
Chase Budinger	30	02/10/2007	at Oregon
Channing Frye	30	02/26/2005	Washington
Hassan Adams	30	03/12/2004	vs. Washington
Hassan Adams	30	12/09/2003	vs. Texas
Jason Gardner	30	01/26/2002	UConn
Gilbert Arenas	30	02/15/2001	UCLA
Jason Gardner	30	01/09/1999	Washington
Michael Dickerson	30	03/07/1998	at UCLA
Michael Dickerson	30	02/05/1998	Washington
Miles Simon	30	03/31/1997	vs. Kentucky
Miles Simon	30	03/23/1997	vs. Providence
Miles Simon	30	02/09/1997	Tulane
Michael Dickerson	30	12/09/1996	Texas
Damon Stoudamire	30	01/05/1994	Arizona State
Khalid Reeves	30	12/24/1994	at Oregon State
Khalid Reeves	30	03/20/1994	vs. Virginia
Joe Nehls	30	02/14/1980	USC
Joe Nehls	30	01/12/1980	Oregon
George Hawthorne	30	12/13/1978	Grand Canyon
Phil Taylor	30	01/29/1977	at Colorado State
Bob Elliott	30	01/10/1976	Detroit
Bob Elliott	30	03/15/1975	vs. Purdue
Eric Money	30	02/23/1974	Utah
Bob Elliott	30	12/30/1974	Stanford
Coniel Norman	30	12/13/1973	Idaho
Eric Money	30	01/25/1973	at BYU
Bill Warner	30	01/16/1971	at Arizona State
Bill Davis	30	12/17/1966	at Colorado
Joe Skaisgir	30	02/05/1962	UTEP
Eddie Mitchell	30	12/17/1957	Pacific
Link Richmond	30	02/04/1957	UTEP
Ed Nymeyer	30	12/01/1956	NAU

### Most Consecutive 30+ Point Games

Jerryd Bayless (3): 39 vs. Arizona State (02/10/2008), 33 vs. California (02/14/2008), 31 vs. Stanford (02/16/2008)

Deandre Ayton (2): 32 vs. UCLA (03/09/2018) & 32 vs. USC (03/10/2018)  
Allonzo Trier (2): 32 vs. NAU (11/10/2017) & 30 vs. UMBC (11/12/2017)  
Salim Stoudamire (2): 34 vs. UCLA (02/14/2004) & 37 at Oregon (2/19/2004)  
Michael Dickerson (2): 31 at North Carolina (11/22/1996) & 31 vs. NAU (11/26/1996)  
Khalid Reeves (2): 32 vs. Loyola (Md.) (03/18/1994) & 30 vs. Virginia (03/20/1994)  
Sean Elliott (2): 36 vs. Pittsburgh (12/30/1988) & 35 at Stanford (01/05/1989)  
Herman Harris (2): 35 vs. Utah (01/20/1977) & 35 vs. BYU (01/22/1977)  
Coniel Norman (2): 31 vs. UC Santa Barbara (01/18/1973) & 31 at NAU (01/20/1973)

### 30+ Points by Two Players in Same Game

Al Fleming (41) & Bob Elliott (30) vs. Detroit (01/10/1976)

### Most 30+ Point Games in a Season

Khalid Reeves in 1993-94: 7  
Sean Elliott in 1988-89: 6  
Bob Elliott in 1974-75: 6  
Michael Dickerson in 1996-97: 5  
Coniel Norman in 1972-73: 5

### Most 30+ Point Games in a Career

Sean Elliott (1985-89): 10  
Khalid Reeves (1990-94): 9  
Bob Elliott (1973-77): 9  
Coniel Norman (1972-74): 9  
Michael Dickerson (1994-98): 7



# TEAM RECORDS

## SINGLE-GAME

### Points Scored

UA	133 vs. Duquesne, 11/27/87 (133-78)
Opponent	129, New Mexico, 2/26/79 (98-129)
UA, Half	69 vs. Utah, 2/23/74 (2nd)
Opponent, Half	74, UCLA, 3/10/83 (2nd)
Both Teams	227 at Utah, 1/19/74 (106-121)
	227 at New Mexico, 2/26/79 (98-129)
Both Teams, Half	134 vs. Arizona State, 1954-55 (67-67, 2nd+ot)
	130 vs. Utah, 2/23/74 (69-61, 2nd)
	130 at California, 2/5/11 (63-67, 2nd+3ot)

### Combined Score

227	at Utah 121, Arizona 106, 1/19/74
227	at New Mexico 129, Arizona 98, 1/26/79
226	Arizona 127, Arizona State 99, 1/15/98
225	Arizona 114, at Wash. St. 111 (2ot), 3/2/95
223	Arizona 114, UNLV 109 (ot), 3/18/1976 (NCAA)
220	at Illinois 113, Arizona 107, 11/28/77
215	Arizona State 110, Arizona 105, 2/17/73
214	Arizona 122, Utah 92, 2/23/74
214	Arizona 119, Michigan 95, 12/30/93

### Victory Margin

Home	64 vs. Robert Morris, 12/28/96 (118-54)
Road	64 at New Mexico Tech, 1920-21 (75-11)

### Defeat Margin

Home	41 vs. Santa Clara, 1/3/59 (38-79)
Road	74 at Utah, 12/9/55 (45-119)

### Field Goals

UA	54 vs. Duquesne, 11/27/87 (86 att.)
Opponent	50, Utah, 1/19/74 (84 att.)
	50, UNLA, 12/19/78 (112 att.)
UA, Half	30 vs. Adams State, 12/8/76 (53 att./1st)
Opponent, Half	27, UNLV, 12/19/78 (44 att./2nd)
Both Teams	94 at Utah, 1/19/74 (UA 44/Utah 50)

### Field Goal Attempts

UA	110 vs. Northern Arizona, 12/14/63 (43 made)
Opponent	118, Wichita State, 12/18/51 (29 made)
UA, Half	57 vs. Northern Arizona, 12/14/63 (24 made/2nd)
Opponent, Half	64, Utah, 2/23/73 (25 made/2nd)
Both Teams	202 vs. Utah, 1/14/67 (UA 92/Utah 110)

### Field Goal Percentage

UA	.714 vs. Oregon State, 2/25/84 (25-of-35)
Opponent	.711, UCLA, 2/16/80 (32-of-45)
	.711, Oregon, 1/31/83 (27-of-38)
UA, Half	.821 at Washington, 1/10/98, (23-of-28/2nd)
Opponent, Half	.867, Oregon, 1/31/83 (13-of-15/2nd)

### 3-Point Field Goals

UA	18 Stanford, 3/5/16 (36 att.)
Opponent	17, UCLA, 1/19/02 (33 att.)
UA, Half	12 Stanford, 3/5/16 (25 att./2nd)
Opponent, Half	11, East Tennessee State, 3/20/92 (19 att.)
	11, UCLA, 1/19/02 (17 att./1st)
Both Teams	31 vs. UCLA, 1/19/02 (UA 14, UCLA 17)

### 3-Point Field Goal Attempts

UA	38 vs. Kansas, 12/1/01 (14 made)
Opponent	43, Samford, 11/22/06 (14 made)
UA, Half	25 vs. Stanford, 3/5/16 (12 made/2nd)
Opponent, Half	23, Samford, 11/22/06 (4 made/1st)
Both Teams	68, UA (35) vs. UCLA (33), 1/19/02

### 3-Point Field Goal Percentage

UA	.857 vs. Arkansas-Little Rock, 12/16/87 (6-of-7)
Opponent	.800, Duquesne, 11/27/87 (4-of-5)
	.800, Stanford, 2/4/88 (4-of-5)
UA, Half	1.000 at Washington St., 12/22/87 (5-of-5/1st)
Opponent, Half	1.000, Iowa, 2/7/87 (5-of-5/2nd)
Both Teams	.769 at Stanford, 2/23/90 (UA 7-of-9, SU 3-of-4)

### Free Throws

UA	43 vs. Illinois, 3/25/01 (56 att.)
Opponent	47, New Mexico, 2/26/79 (60 att.)
Both Teams	85 at New Mexico, 2/26/79 (UA 38, NM 47)

### Free Throw Attempts

UA	56 vs. Illinois, 3/25/01 (43 made)
Opponent	79, Northern Arizona, 1/26/53 (46 made)
Both Teams	130 at Northern Arizona, 1/26/53 (UA 51, NAU 79)

### Free Throw Percentage

UA	1.000 vs. Stanford, 2/5/05 (18-of-18)
	1.000 at California, 2/1/14 (16-of-16)
	1.000 vs. USC, 12/7/72 (13-of-13)
Min. 20	.963 vs. San Diego Navy, 12/15/51 (26-of-27)
Min. 30	.950 vs. Washington, 1/27/05 (38-of-40)
Opponent	1.000, Arizona State, 2/4/78 (19-of-19)
Min. 20	.960, Oregon, 3/4/00 (24-of-25)
Min. 30	.886, Utah, 1/21/78 (31-of-35)
Both Teams	.917 at California, 2/1/14 (UA 16-16; Cal 6-8)

### Rebounds

UA	102 at Northern Arizona, 1/20/51
Opponent	79, UNLV, 12/19/78
Both Teams	137 at Utah, 3/3/67 (UA 66, Utah 71)
Margin For	84 at Northern Arizona, 1/20/51 (UA 102, NAU 18)
Margin Against	42 at New Mexico, 1/9/65 (UA 24, NM 66)

### Personal Fouls

UA	50 at Northern Arizona, 2/26/53
Opponent	36, Illinois, 3/25/01
UA, Fewest	6 at Bradley, 12/30/63
	6 at Washington State, 2/12/00
Both Teams	84 at No. Arizona, 2/26/53 (UA 50, NAU 34)
Disqualified	7 at West Texas State, 2/14/52
Disqualified, Both Teams	12 at West Texas State, 2/14/52 (UA 7, WTSU 5)

### Turnovers

UA (Fewest)	4 at UCLA, 3/3/86
	4 vs. UCLA, 2/10/90
	4 vs. Washington State, 2/13/92
UA (Most)	37 at New Mexico, 2/26/79
Opponent (Fewest)	4, Oregon, 2/24/18
	4, Temple, 12/3/88
Opponent (Most)	34, Colorado 12/21/74

### Steals

UA	19 vs. UCLA, 2/13/97
Opponent	20, Louisiana State, 12/8/90

## SINGLE-SEASON

### Points Scored

UA	3,234, 1987-88 (38 games)
Opponent	2,642, 2001-02 (34 games)
Margin For	22.9, 1987-88 (85.1 to 62.2)
Margin Against	15.7, 1958-59 (63.2 to 78.9)

### Average Points Per Game

UA	90.8, 1997-98 (3,177 in 35 games)
Opponent	85.2, 1970-71 (2,216 in 26 games)

### Field Goals

UA	1,147, 1987-88 (38 games)
UA Per Game	36.4, 1973-74 (946 in 26 games)
Opponent	1,038, 1975-76 (33 games)
Opponent Per Game	34.4, 1972-73 (895 in 26 games)

### Field Goal Attempts

UA	2,350, 1997-98 (35 games)
UA Per Game	67.8, 1975-76
Opponent	2,400, 2021-22 (37 games)
Opponent Per Game	81.0, 1955-56 (2107 in 26 games)

### Field Goal Percentage

UA, High	.545, 1987-88 (1147-of-2106)
UA, Low	.317, 1954-55 (597-of-1880)
Opponent, High	.504, 1979-80 (777-of-1540)
Opponent, Low	.301, 1950-51 (586-of-1944)



# TEAM RECORDS

## 3-Point Field Goals

UA	296, 2010-11 (38 games)
UA Per Game	8.0, 1993-94 (279 in 35 games)
Opponent	291, 2008-09 (35 games)
Opponent Per Game	8.4, 2006-07 (260 in 31 games)

## 3-Point Field Goal Attempts

UA	815, 2021-22 (37 games)
UA Per Game	22.5 1993-94 (787 in 35 games)
Opponent	833 (2x), 2008-09 (35 games); 2021-22 (37 games)
Opponent Per Game	24.0, 2006-07 (743 in 31 games)

## 3-Point Field Goal Percentage

UA High	483, 1987-88 (254-of-526)
UA Low	319, 2005-06 (142-of-445)
Opponent High	362, 1986-87 (132-of-365); 362, 2003-04 (243-of-671)
Opponent Low	285, 2011-12 (170-of-596)

## Free Throws

UA	703, 2000-01 (940 att.)
UA Per Game	21.7, 1952-53 (585 made in 27 games)
Opponent	675, 1955-56 (26 games)
Opponent Per Game	26.0, 1955-56 (675 made in 26 games)

## Free Throw Attempts

UA	974, 2014-15 (38 games)
UA Per Game	34.7, 1952-53 (938 in 27 games)
Opponent	958, 1952-53 (27 games)
Opponent Per Game	35.5, 1952-53 (958 in 27 games)

## Free Throw Percentage

UA High	786, 2003-04 (511-of-650)
UA Low	578, 1945-46 (279-of-485)
Opponent High	734, 2017-18 (468-638)
Opponent Low	734, 1955-56 (675-of-920)
Opponent Low	532, 1945-46 (322-of-605)

## Rebounds

UA	1,786, 1950-51 (30 games)
UA Per Game	59.5, 1950-51 (1786 in 30 games)
Opponent	1,507, 1960-61 (26 games)
Opponent Per Game	58.0, 1960-61 (1507 in 26 games)
Margin For	19.3, 1950-51 (59.5 to 40.2)
Margin Against	7.2, 1960-61 (50.8 to 58.0)

## Most Personal Fouls

UA	720, 1950-51 (30 games)
UA Per Game	24.0, 1950-51 (720 in 30 games)
Opponent	817, 2000-01 (36 games)
Opponent Per Game	22.8, 2001-02 (774 in 34 games)
UA Disqualifications	39, 1952-53
Opponent Disqualifications	38, 1974-75

## Fewest Personal Fouls (Min. 24 games)

UA	425, 2006-07 (31 games)
UA Per Game	13.7, 2006-07 (425 in 31 games)
Opponent	361, 1967-68 (24 games)
Opponent Per Game	12.8, 1945-46 (385 in 30 games)
UA Disqualifications	5, 2021-22
Opponent Disqualifications	9, 1963-64

## Turnovers

UA High	563, 1974-75 (26 games); 563, 1975-76 (33 games)
UA High Per Game	21.6, 1974-75 (563 in 26 games)
UA Low	309, 2020-21 (26 games)
UA Low Per Game	10.2, 2013-14 (387 in 38 games)
Opponent High	695, 1997-98 (35 games)
Opponent High Per Game	19.9, 1996-97 (678 in 34 games)
Opponent Low	322, 2020-21 (26 games)
Opponent Low Per Game	12.2, 2006-07 (379 in 31 games)

## Assists

UA High	726, 2021-22 (37 games)
UA High Per Game	20.4, 1950-51 (613 in 30 games)
UA Low	273 in 1951-52
UA Low Per Game	10.1, 1950-51 (273 in 27 games)
Opponent High	537, 1996-97
Opponent High Per Game	16.4, 1978-79 (443 in 27 games)
Opponent Low	292, 2020-21 (26 games)
Opp. Low Per Game	10.7, 1983-84 (300 in 28 games)

## Steals

UA High	358, 1996-97
UA High Per Game	10.5, 1996-97 (358 in 34 games)
UA Low	152, 2020-21 (26 games)
UA Low Per Game	5.2, 2010-11 (197 in 38 games)
Opponent High	257 (2x), 1995-96, 2021-22
Opponent High Per Game	8.7, 1998-99 (251 in 29 games)
Opponent Low	127, 1979-80
Opponent Low Per Game	4.7, 1979-80 (127 in 27 games)

## Blocked Shots

UA High	210, 2021-22
UA High Per Game	5.8, 1989-90 (185 in 32 games)
UA Low	38, 1983-84
UA Low Per Game	1.4, 1983-84 (38 in 28 games)
Opponent High	141, 1996-97
Opponent High Per Game	4.2, 1994-95 (130 in 31 games)
Opponent Low	49, 1981-82
Opponent Low Per Game	1.4, 1987-88 (52 in 38 games)

## General

Most Victories	35, 1987-88
Best Record	35-3 (.921), 1987-88

### Consecutive Victories (all games)

.....	22, Began Feb. 7, 1914 (23-16 vs. Eastern Arizona J.C.), Ended Feb. 1, 1917 (19-28 at New Mexico)
-------	---

### Consecutive Victories (collegiate)

.....	21, Began Nov. 8, 2013 (73-62 vs. Cal Poly), Ended Feb. 1, 2014 (58-60 at California)
-------	---

### Consecutive Victories to Begin a Season (all games)

.....	21, Began Nov. 8, 2013 (73-62 vs. Cal Poly), Ended Feb. 1, 2014 (58-60 at California)
-------	---

### Consecutive Victories to Begin a Season (collegiate)

.....	21, Began Nov. 8, 2013 (73-62 vs. Cal Poly), Ended Feb. 1, 2014 (58-60 at California)
-------	---

### Consecutive Home Court Victories (all games)

.....	81, Began Dec. 14, 1945 (50-47 vs. Williams AFB), Ended Dec. 8, 1951 (57-76 vs. Kansas State)
-------	---

### Consecutive Home Court Victories (collegiate)

.....	71, Began Dec. 4, 1987 (94-62 vs. Long Beach State), Ended Jan. 11, 1992 (87-89 vs. UCLA)
-------	---

### Consecutive Road Victories (non neutral-site, all games)

.....	19, Began: Jan. 17, 1927 (28-24 at Alhambra A.C.), Ended: Feb. 15, 1929 (26-30 at Northern Arizona)
-------	---

### Consecutive Road Victories (non neutral-site, collegiate)

.....	12, Began: Jan. 2, 2003 (81-72 at Oregon), Ended: Jan. 15, 2004 (90-99 at USC)
-------	--

### Consecutive Losses

.....	16, 1958-59 (Dec. 19-Feb. 9)
-------	------------------------------

### Consecutive Home Court Losses

.....	8, 1982-83 (Dec. 27-Feb. 19)
-------	------------------------------

### Consecutive Road Losses

.....	17, 1982-84 (Nov. 26, 1982-Feb. 13, 1984)
-------	---

## Overtime Periods

Most	4 at USC, 1/9/16 (L, 101-103)
.....	3 vs. Bradley, 2/3/65 (W, 85-83)
.....	3 vs. Colorado, 12/20/65 (L, 73-79)
.....	3 vs. Utah, 2/23/73 (W, 101-95)
.....	3 at California, 2/5/11 (W, 107-105)
Points	20 vs. Stanford, 1/31/80 (W, 95-88)
Points, Opponent	18, Oregon, 3/11/16 (L, 89-95)
.....	14, UTEP, 2/10/66 (L, 72-81)
.....	14, Utah, 2/23/73 (W, 101-95)
.....	14, Kansas, 11/25/07 (L, 76-72)

## 100-Point Games

Most, Season	8, 1990-91 (won 8, lost 0)
Consecutive, Season	3, 1972-73
Most, Season, Opponents	4, 1978-79 (won 0, lost 4)
Most, Season, Combined	9, 1973-74 (UA 6, Opp. 3)





# TEAM SINGLE-SEASON TOP-10

## Points

1.	1987-88	3,234
2.	1997-98	3,177
3.	1993-94	3,124
4.	2021-22	3,107
5.	1990-91	3,021
6.	2004-05	2,948
7.	2000-01	2,926
8.	2014-15	2,911
9.	2010-11	2,905
10.	1996-97	2,850

## Points per Game

1.	1997-98	90.8
2.	1993-94	89.3
3.	1973-74	89.0
4.	2003-04	87.1
5.	1990-91	86.3
6.	1976-77	85.3
7.	2002-03	85.2
8.	1987-88	85.1
9.	1994-95	84.9
10.	1991-92	84.8

## Scoring Margin

1.	1987-88	20.9
2.	1928-29	20.3
3.	1942-43	19.8
4.	1923-24	19.7
5.	1988-89	17.6
6.	2014-15	16.9
7.	1997-98	16.2
8.	1991-92	16.0
9.	2021-22	15.9
10.	2000-01	15.0

## Field Goals Made

1.	1987-88	1,147
2.	1997-98	1,146
3.	2021-22	1,117
4.	1975-76	1,101
5.	1990-91	1,091
6.	2004-05	1,077
7.	1993-94	1,077
8.	2000-01	1,015
9.	1996-97	1,015
10.	2017-18	1,009
11.	2014-15	1,009

## Field Goal Attempts

1.	1997-98	2,350
2.	2021-22	2,269
3.	2004-05	2,255
4.	1949-50	2,243
5.	1996-97	2,241
6.	1975-76	2,238
7.	1950-51	2,219
8.	1993-94	2,208
9.	2000-01	2,131
10.	2013-14	2,123

## Field Goal Percentage

1.	1987-88	.545
2.	1984-85	.521
3.	1988-89	.517
4.	1990-91	.514
5.	2017-18	.504
6.	1991-92	.503
7.	1973-74	.502
8.	1989-90	.501
9.	1980-81	.495
10.	1985-86	.494

## Three-Point Field Goals Made

1.	2010-11	296
2.	2021-22	287
3.	1993-94	279
4.	1997-98	269
5.	2012-13	269
6.	2001-02	258
7.	2011-12	258
8.	1987-88	254
9.	2004-05	253
10.	1994-95	245

## Three-Point Field Goal Attempts

1.	2021-22	815
2.	1993-94	787
3.	2010-11	745
4.	2012-13	725
5.	1997-98	714
6.	2001-02	686
7.	2011-12	683
8.	2019-20	661
9.	2002-03	645
10.	2017-18	642

## Three-Point Field Goal Percentage

1.	1987-88	.483
2.	1994-95	.413
3.	2004-05	.402
4.	1988-89	.401
5.	1986-87	.397
6.	2010-11	.397
7.	1991-92	.394
8.	2016-17	.390
9.	2007-08	.390*
10.	1990-91	.387
11.	2008-09	.387

## Free Throws Made

1.	2000-01	703
2.	2014-15	700
3.	1987-88	686
4.	2010-11	671
5.	2001-02	665
6.	1990-91	659
7.	1999-00	636
8.	2016-17	635
9.	1993-94	629
10.	1988-89	627

## Free Throws Attempted

1.	2014-15	974
2.	1990-91	967
3.	2000-01	940
4.	1952-53	938
5.	1987-88	932
6.	1996-97	913
7.	2001-02	910
8.	2010-11	899
9.	1993-94	884
10.	1999-00	871

## Free Throw Percentage

1.	2003-04	.786
2.	2004-05	.776
3.	2016-17	.765
4.	2017-18	.760
5.	2006-07	.750
6.	2007-08	.749*
7.	2012-13	.749
8.	2000-01	.748
9.	2010-11	.746
10.	1988-89	.741

## Total Rebounds

1.	1950-51	1,786
2.	1975-76	1,599
3.	2021-22	1,531
4.	1994-94	1,453
5.	2013-14	1,449
6.	2000-01	1,433
7.	1990-91	1,422
8.	2014-15	1,399
9.	1996-97	1,376
10.	2002-03	1,374

## Rebounds per Game

1.	1950-51	59.5
2.	1960-61	50.8
3.	1955-56	50.7
4.	1961-62	50.5
5.	1969-70	50.4
6.	1967-68	47.7
7.	1975-76	47.2
8.	1973-74	46.8
9.	1966-67	46.8
10.	1976-77	46.7
11.	1974-75	46.7

## Rebound Margin

1.	1950-51	19.3
2.	1976-77	9.7
3.	2015-16	9.2
4.	1992-93	8.9
5.	2014-15	8.8
6.	1975-76	8.3
7.	1998-99	8.1
8.	2021-22	7.6
9.	2017-18	7.4
10.	1991-92	7.3

## Assists

1.	2021-22	726
2.	1997-98	677
3.	1987-88	662
4.	1990-91	651
5.	1950-51	613
6.	2004-05	610
7.	1995-96	589
8.	2000-01	585
9.	1989-90	585
10.	1993-94	581
11.	1988-89	581

## Steals

1.	1996-97	358
2.	1997-98	352
3.	2005-06	322
4.	2004-05	296
5.	1993-94	285
6.	2000-01	283
7.	1988-89	281
8.	1990-91	278
9.	1987-88	275
10.	2014-15	275

## Blocks

1.	2021-22	210
2.	1999-00	192
3.	1989-90	185
4.	1990-91	183
5.	1987-88	173
6.	2013-14	173
7.	2015-16	161
8.	2000-01	159
9.	2017-18	158
10.	1988-89	145

\* statistics vacated due to NCAA infractions



# MCKALE CENTER RECORDS

## INDIVIDUAL RECORDS

### Points Scored

**UA, Game** ..... 41, Al Fleming, vs. Detroit, 1/10/76  
**Opponent, Game** ..... 49, Jimmer Fredette, Brigham Young, 12/28/09  
**Half** ..... 45, Eric Murdock, Providence, 12/23/90  
**Half** ..... 33, Al Fleming, vs. Detroit, 1/10/76 (2nd)

### Field Goals

**Game** ..... 17, Coniel Norman, vs. Wyoming, 2/10/73  
 ..... 17, Alan Cunningham, Colorado State, 2/24/77  
 ..... 17, Larry Demic, vs. S.W. Louisiana, 12/23/78  
 ..... 17, Larry Demic, vs. Washington, 3/1/79  
**Half** ..... 12, Bob Elliott, vs. Utah, 2/15/75 (2nd)  
 ..... 12, Al Fleming, vs. Detroit, 1/10/76 (2nd)

### Field Goal Attempts

**Game** ..... 35, Freeman Williams, Portland State, 1/27/76 (16 made)  
**UA, Game** ..... 29, Herman Harris, vs. San Diego State, 1/6/77 (9 made)  
**Half** ..... 20, Freeman Williams, Portland State, 1/27/76 (2nd)

### Field Goal Percentage

**Game (Min. 10 att.)** ..... 1.000, Al Fleming, vs. Midwestern, 12/1/75 (10-of-10)  
**Game (10+ att.)** ..... .929, Khalid Reeves, vs. Michigan, 12/30/93 (13-of-14)  
**Half** ..... 1.000, Michael Dickerson, vs. Washington, 2/5/98 (11-of-11)

### 3-Point Field Goals

**Game** ..... 9, Salim Stoudamire, vs. Oregon State, 2/20/05 (9-of-14)  
**Opponent, Game** ..... 9, Jimmer Fredette, Brigham Young, 12/28/09 (9-of-13)

### Free Throws

**Game** ..... 16, Jerryd Bayless, vs. Stanford, 2/16/08 (16 att.)  
**Opponent, Game** ..... 13, Eric Murdock, Providence, (18 att.)  
**Half** ..... 11, Herman Harris, vs. Utah, 1/20/77 (2nd, 12 att.)

### Free Throw Attempts

**Game** ..... 20, Bob Elliott, vs. Arizona State, 2/2/74 (14 made)  
**Opponent, Game** ..... 19, Butch Hayes, California, 1/30/82 (11 made)  
**Half** ..... 13, Bob Elliott, vs. Arizona State, 2/2/74 (2nd/9 made)  
 ..... 13, Sean Elliott, vs. UNLV, 12/10/88 (2nd/10 made)  
 ..... 13, Nico Mannion vs. USC, 2/6/2020 (2nd/8 made)

### Free Throw Percentage

**Min. 10 att.** ..... 1.000, James Akinjo vs. UTEP, 12/12/20 (14-of-14)  
 ..... 1.000, Zeke Nnaji vs. UCLA, 2/8/2020 (10-of-10)  
 ..... 1.000, Deandre Ayton vs. Colorado, 1/25/18 (12-of-12)  
 ..... 1.000, Allonzo Trier, vs. Stanford, 2/8/17 (12-of-12)  
 ..... 1.000, Allonzo Trier, vs. Bradley, 11/16/15 (14-of-14)  
 ..... 1.000, Derrick Williams, vs. Wash. State, 2/17/11 (12-of-12)  
 ..... 1.000, Nic Wise, vs. Lipscomb, 12/21/09 (12-of-12)  
 ..... 1.000, Nic Wise, vs. UNLV, 12/2/09 (12-of-12)  
 ..... 1.000, Nic Wise, vs. Washington, 1/29/09 (14-of-14)  
 ..... 1.000, Jerryd Bayless, vs. Stanford, 2/16/08 (16-of-16)  
 ..... 1.000, Justin Wessel, vs. UCLA, 2/19/00 (10-of-10)  
 ..... 1.000, Jason Terry, vs. Washington, 1/1/99 (12-of-12)  
 ..... 1.000, Damon Stoudamire, vs. Oregon, 2/25/95 (11-of-11)

### Rebounds

**Game** ..... 25, Bob Elliott, vs. Arizona State, 2/2/74  
 ..... 25, Kenny Davis, vs. Texas-El Paso, 2/11/77  
**Opponent, Game** ..... 22, Mark McNamara, California, 1/30/82  
**Half** ..... 15, Kenny Davis, vs. Texas-El Paso, 2/11/77 (2nd)

### Assists

**Game** ..... 19, Russell Brown, vs. Grand Canyon, 12/8/79  
**Opponent, Game** ..... 15, Darren Collison, UCLA vs. Arizona, 2/17/07  
**Half** ..... 12, Russell Brown, vs. Grand Canyon, 12/8/79 (2nd)

### Steals

**Game** ..... 9, Bennett Davison, vs. Stanford, 2/28/98  
**Opponent, Game** ..... 9, Robert Shepherd, Arkansas 12/6/92

### Blocked Shots

**Game** ..... 14, Loren Woods, vs. Oregon, 2/3/00

## TEAM RECORDS

### Most Points Scored

**Game** ..... 127, Arizona vs. Arizona State (99), 1/5/98  
**Opponent, Game** ..... 110, Arizona State vs. UA (105), 2/17/73  
**Half** ..... 70, Arizona State vs. Arizona (49), 2/17/73 (2nd)  
**UA, Half** ..... 69, Arizona vs. Utah (61), 2/23/74 (2nd)  
**Overtime** ..... 20, Arizona vs. Stanford, 1/31/80

### Fewest Points Allowed

**Game** ..... 25, Washington State, 1/2/14  
**Half** ..... 7, Washington State, 1/2/14  
**UA, Half** ..... 16, vs. UNLV (31), 12/3/81 (2nd)

### Point Margin

**Game** ..... 64, Arizona vs. Robert Morris (118-54), 12/28/96  
**Half** ..... 41, Arizona (67) vs. Adams State (26), 12/8/76 (1st)  
**Opponent, Game** ..... 30, Brigham Young (99) vs. UA (69), 12/28/09

### Most Field Goals

**Game** ..... 55, Arizona vs. Midwestern, 12/1/75 (79 att.)  
**Opponent, Game** ..... 51, UCLA vs. Dayton, 3/14/74 (97 att.)  
**Half** ..... 30, Arizona vs. Adams State, 12/8/76 (1st)

### Fewest Field Goals

**Game** ..... 9, Washington State, 1/2/14  
**Half** ..... 2, Washington State, 1/2/14 (1st)  
**UA, Half** ..... 7, vs. Arizona State, 1/29/2022 (1st)  
 ..... 7, vs. Oregon, 2/21/85

### Most Field Goal Attempts

**Game** ..... 106, Utah vs. Arizona, 2/23/74 (42 made)  
**UA, Game** ..... 102, vs. Adams State, 12/8/76 (52 made)  
**Half** ..... 64, Utah vs. Arizona, 2/2/73 (2nd)  
**UA, Half** ..... 53, vs. Adams State, 12/8/76 (1st)

### Fewest Field Goal Attempts

**Game** ..... 35, Arizona vs. Oregon State, 2/25/84 (25 made)  
**Opponent, Game** ..... 38, Bethune-Cookman, 11/23/10 (13 made)  
**Half** ..... 15, Oregon, 1/31/83 (2nd)  
**UA, Half** ..... 16, vs. Oregon State, 2/25/84

### Highest Field Goal Percentage

**Game** ..... .714, Arizona vs. Oregon State, 2/25/84 (25-of-35)  
**Opponent, Game** ..... .711, UCLA, 2/16/80 (32-of-45)  
 ..... .711, Oregon, 1/31/83 (27-of-38)  
**Half** ..... .867, Oregon, 1/31/83 (13-of-15/2nd)  
**UA, Half** ..... .750, vs. Arkansas-Little Rock, 12/16/87 (9-of-12/1st)

### Lowest Field Goal Percentage

**Game** ..... .200, Washington State, 1/2/14 (9-of-45)  
**UA, Game** ..... .320, vs. Oregon, 1/20/80 (24-of-75)  
**Half** ..... .100, Washington State, 1/2/14 (2-of-20/1st)

### Most 3-Point Field Goals

**Game** ..... 18, Florida vs. Robert Morris, 12/30/96 (35 att.)  
**UA, Game** ..... 18 vs. Stanford, 3/5/16 (36 att.)  
**Half** ..... 11, Pepperdine vs. West Virginia, 12/30/01 (1st/14 att.)  
 ..... 11, UCLA vs. Arizona, 1/19/02 (1st/17 att.)  
**UA, Half** ..... 12 vs. Stanford, 3/5/16 (25 att.)

### Fewest 3-Point Field Goals

**Game** ..... 0, Oregon State vs. Arizona, 2/14/87 (9 att.)  
 ..... 0, Southwest Missouri State vs. Seton Hall, 3/17/89 (4 att.)  
 ..... 0, Washington vs. Arizona, 2/15/92 (6 att.)  
 ..... 0, California vs. Arizona, 1/2/97 (7 att.)  
**UA, Game** ..... 0, vs. Saint Mary's, 12/10/05 (10 att.)  
**Half** ..... 0, Many, last, Arizona vs. Arizona State, 1/29/2022 (1st/13 att.)

### Most 3-Point Field Goal Attempts

**Game** ..... 43, Samford vs. Arizona, 11/22/06 (made 14)  
**UA, Game** ..... 38, vs. Kansas, 12/1/01 (made 14)  
**Half** ..... 25, vs. Stanford, 3/5/16 (2nd/made 12)



# MCKALE CENTER RECORDS

## Fewest 3-Point Field Goal Attempts

Game..... 4, Penn State vs. Wake Forest, 12/28/89 (made 2)  
 ..... 4, West Virginia vs. LaSalle, 12/28/92 (made 2)  
**UA, Game** ..... 5, vs. Utah, 12/6/86 (made 3)  
**Half** ..... 0, UCLA vs. Iowa State, 3/19/93 (1st)  
 ..... 0, Penn State vs. Wake Forest, 12/28/89 (2nd)  
**UA, Half** ..... 1, vs. UCLA, 1/11/87 (2nd/made 0)  
 ..... 1, vs. Western Illinois, 11/25/90 (1st/made 1)

## Highest 3-Point Field Goal Percentage

Game..... 1.000 (5-5), Texas Tech vs. UNC Charlotte, 12/27/86  
**(Min. 10 att.)** ..... .800 (8-10), vs. Stanford, 12/30/06  
**(Min. 15 att.)** ..... .688 (11-16), vs. Oklahoma, 12/5/10  
**(Min. 20 att.)** ..... .650 (13-20), vs. UCLA, 1/20/96  
**Half** ..... 1.000 (5-5), Iowa, 2/7/87 (2nd)  
**UA, Half** ..... 1.000 (3-3), vs. Oregon State, 1/14/89 (1st)  
**(Min. 5 made)** ..... .889 (8-9), vs. USC, 1/21/95 (1st)  
**(Min. 10 made)** ..... .714 (10-14), vs. Oregon, 1/30/92 (1st)

## Lowest 3-Point Field Goal Percentage

Game..... .000 (0-9), Arizona vs. UTEP, 12/12/2020  
 ..... .000 (0-10), Arizona vs. Saint Mary's, 12/10/05  
 ..... .000 (0-7), California vs. Arizona, 1/2/97  
 ..... .000 (0-6), Washington vs. Arizona, 2/15/92  
 ..... .000 (0-4), Southwest Missouri State vs. Seton Hall, 3/17/89  
**(Most att.)** ..... .000 (0-10), Arizona vs. Saint Mary's, 12/10/05  
**(Min. 20 att.)** ..... .100 (2-20), Winthrop vs. Oklahoma, 3/16/00  
**Half** ..... .000 (0-12), many, last, Cal Baptist vs. Arizona, 12/18/22 (2nd)  
**(Most att.)** ..... .000 (0-15), Oregon vs. Arizona, 3/9/91 (2nd)

## Most Free Throws

**UA, Game** ..... 41, vs. Washington, 1/29/09 (51 att.)  
**Game** ..... 35, Oregon State, 2/8/79 (42 att.)  
 ..... 35, California, 2/7/93 (42 att.)  
**Half** ..... 34, vs. Washington, 1/29/09 (2nd/40 att.)  
**Opponent, Half** ..... 22, Oregon State, 2/8/79 (1st)

## Fewest Free Throws

**Game** ..... 1, Fresno State, 12/16/07  
 ..... 1, Oregon State, 1/10/09  
**UA, Game** ..... 3, vs. Marquette, 1/8/94 (6 att.)  
**Half** ..... 0, 14 times, last, Stanford, 3/3/2022 (5 att./2nd)  
 ..... Last time by Arizona vs. Washington St., 2/25/2021 (2 att./1st)

## Most Free Throw Attempts

**Game** ..... 51, Arizona vs. Washington, 1/29/09 (41 made)  
**Opponent, Game** ..... 46, Utah vs. Michigan State, 3/7/91 (28 made)  
**Half** ..... 40, Arizona vs. Washington, 1/29/09 (34 made/2nd)

## Fewest Free Throw Attempts

**Game** ..... 3, Fresno State, 12/16/07 (1 made)  
 ..... 3, Oregon State, 1/10/09 (1 made)  
**UA, Game** ..... 8, vs. Wyoming, 12/8/2021 (7 made)  
 ..... 8, vs. Utah, 2/16/78 (7 made)  
**Half** ..... 0, San Francisco vs. New Mexico, 3/14/74 (1st)  
 ..... 0, Washington, 1/12/84 (1st)  
 ..... 0, Oregon State, 1/10/09 (1st)  
 ..... 0, Omaha, 12/11/2019 (1st)  
 ..... 0, Washington State, 2/25/2021 (1st)

## Highest Free Throw Percentage

**Game** ..... 1.000, vs. Stanford, 2/5/05 (18-of-18)  
**Game (Min. 20 att.)** ..... .952, Midwestern, 12/2/75 (20-of-21)  
**UA, Game (Min. 20 att.)** ..... .950, vs. Washington, 1/27/05 (38-of-40)

## Lowest Free Throw Percentage

**Game** ..... .222, Stanford vs. Arizona, 3/3/2022 (2-of-9)

## Most Rebounds

**Game** ..... 75, Arizona vs. Adams State, 1/8/76  
**Opponent, Game** ..... 60, San Diego State, 1/6/77  
**Half** ..... 42, Arizona vs. Utah, 2/23/73 (2nd)

## Fewest Rebounds

**Game** ..... 19, Arizona vs. Oregon State 2/8/79  
 ..... 19, Arkansas-Little Rock, 12/16/87  
 ..... 19, Arizona vs. Northern Arizona, 12/16/10  
**Opponent, Game** ..... 20, Colorado State, 1/30/76  
 ..... 20, Oregon, 1/31/83  
**Half** ..... 7, New Mexico, 12/22/78 (2nd)  
 ..... 7, vs. Oregon State, 2/8/79 (2nd)

## Rebound Margin

**Game** ..... 40, Arizona (64) vs. Northern Arizona (24), 1/19/74

## Most Personal Fouls

**Game** ..... 35, Arizona State, 2/17/73  
 ..... 35, Duke, 2/24/91 (2ot)  
**UA, Game** ..... 31, vs. California, 1/30/82  
**Half** ..... 25, Washington, 1/29/09  
**UA, Half** ..... 21, vs. Arizona State, 2/17/73 (2nd)

## Fewest Personal Fouls

**Game** ..... 6, Arizona vs. New Mexico, 11/10/88  
**Opponent, Game** ..... 10, three times, last, UW-Green Bay vs. Michigan State, 3/15/91  
**Half** ..... 2, Utah vs. St. John's, 3/12/77 (1st)  
 ..... 2, Arizona vs. Tennessee, 12/23/83 (1st)

## Players Disqualified

**Game** ..... 4, Five times, last, by Maryland vs. Rutgers, 12/28/91

## GAME RECORDS — BOTH TEAMS

### Most Points Scored

**Game** ..... 226, Arizona (127) vs. Arizona State (99), 1/15/98  
**Half** ..... 130, Arizona (69) vs. Utah (61), 2/23/74 (2nd)  
**Overtime** ..... 33, Arizona (20) vs. Stanford (13), 1/31/80

### Fewest Points Scored

**Game** ..... 83, Oregon (43) vs. Arizona (40), 2/21/85  
**Half** ..... 37, Oregon (20) vs. Arizona (17), 2/21/85

### Most Field Goals

**Game** ..... 91, UCLA (51) vs. Dayton (40), 3/14/74  
**Half** ..... 51, UCLA (23) vs. Dayton (28), 3/14/74 (2nd)

### Fewest Field Goals

**Game** ..... 36, Arizona (18) vs. San Diego State (18), 12/23/82  
**Half** ..... 13, Arizona (9) vs. Arizona State (4), 2/13/91 (1st)

### Most Field Goal Attempts

**Game** ..... 185, Arizona (95) vs. Portland State (90), 1/30/76  
**Half** ..... 110, Arizona (46) vs. Utah (64), 2/23/73

### Fewest Field Goal Attempts

**Game** ..... 81, Arizona (36) vs. USC (45), 2/27/84  
**Half** ..... 36, Arizona (12) vs. Arkansas-Little Rock (24), 12/16/87 (1st)

### Highest Field Goal Percentage

**Game** ..... .663, Arizona (32-of-51) vs. Oregon (27-of-38), 1/31/83, (57-of-89)  
**Half** ..... .733, Arizona (20-of-31) vs. Oregon (13-of-15), 1/31/83 (33-of-45)

### Most Free Throws

**Game** ..... 57, Arizona (29) vs. Arizona State (28), 2/27/73  
**Half** ..... 37, Arizona (15) vs. Oregon State (22), 2/8/79 (2nd)

### Most Free Throw Attempts

**Game** ..... 82, Arizona (45) vs. Arizona State (37), 2/17/73  
**Half** ..... 56, Arizona (40) vs. Washington (16), 1/29/09 (2nd)

### Free Throw Percentage

**Highest** ..... .928, UW-Green Bay (7-of-7) vs. Michigan St. (6-of-7), 3/15/91 (13-of-14)  
**Lowest** ..... .454, Arizona (7-of-18) vs. Stanford (8-of-15), 2/1/82 (15-of-33)

### Most Rebounds

**Game** ..... 118, Arizona (65) vs. Detroit (53), 1/10/76  
**Half** ..... 76, Arizona (42) vs. Utah (34), 2/23/73

### Fewest Rebounds

**Game** ..... 41, Arizona (21) vs. Oregon (20), 1/31/83  
**Half** ..... 19, Arizona (11) vs. Arkansas-Little Rock (8), 12/16/87 (1st)

### Most Personal Fouls

**Game** ..... 65, Arizona (30) vs. Arizona State (35), 2/17/73  
**Half** ..... 42, Arizona (21) vs. Arizona State (21), 2/17/73 (2nd)

### Fewest Personal Fouls

**Game** ..... 20, Wisconsin-Green Bay (10) vs. Michigan State (10), 3/15/91  
**Half** ..... 7, Arizona (3) vs. Colorado State (4), 1/27/78 (1st)  
 ..... 7, Arizona (2) vs. Tennessee (5), 12/23/83 (1st)

### Longest Game

**3 Overtimes** ..... Arizona (101) vs. Utah (95), 2/23/73  
 ..... UCLA (111) vs. Dayton (100), 3/14/74



# PAC-12 RECORDS (1978-PRESENT)

## Points Scored

Game.....45, Damon Stoudamire, at Stanford, 1/14/95  
 Half.....33, Damon Stoudamire, at Washington State, 3/2/95 (2nd+2ot)  
 Season.....27, Damon Stoudamire, at Arizona St., 3/12/94 (2nd)  
 Season.....417, Khalid Reeves, 1993-94  
 Career.....1,331, Sean Elliott, 1986-89

## Points Per Game

Season.....23.2, Khalid Reeves, 1993-94  
 Career (Min. 2 years).....20.2, Joe Nehls, 1978-80

## Field Goals

Game.....17, Larry Demic, vs. Washington, 3/1/79 (27 att.)  
 Season.....160, Ron Davis, 1980-81 (315 att.)  
 Career.....463, Sean Elliott, 1986-89 (932 att.)

## Field Goal Attempts

Game.....31, Jason Terry at Washington, 2/4/99 (12 made)  
 Season.....315, Ron Davis, 1980-81 (160 made)  
 Career.....932, Sean Elliott, 1986-89 (463 made)

## Field Goal Percentage

Game (Min. 10 att.).....933, Brian Williams at UCLA, 2/10/91(14-of-15)  
 Half (Min. 10 att.).....1.000, Larry Demic vs. Oregon State, 2/8/79 (10-of-10)  
 Season......694, Brian Williams, 1990-91 (102-of-147)  
 Career......622, Pete Williams, 1983-85 (179-of-288)

## 3-Point Field Goals

Game.....9, Gabe York vs. Stanford, 3/5/16 (14 att.)  
 Season.....9, Salim Stoudamire, vs. Oregon State, 2/20/05 (14 att.)  
 Season.....66, Damon Stoudamire, 1994-95 (148 att.)  
 Career.....196, Salim Stoudamire, 2001-05 (407 att.)

## 3-Point Field Goal Attempts

Game.....15, Damon Stoudamire, vs. California, 2/12/95 (4 made)  
 Season.....148, Damon Stoudamire, 1994-95 (66 made)  
 Career.....446, Jason Gardner, 1999-2003 (162 made)

## 3-Point Field Goal Percentage

Game (Min. 5 atts.).....1.000, Gilbert Arenas, at Washington State, 1/11/01 (6-of-6)  
 Season.....1.000 Steve Kerr, at Oregon State 1/14/88 (5-of-5)  
 Season.....1.000, Matt Muehlebach, vs. UCLA,1/12/91 (5-of-5)  
 Season.....1.000, Gilbert Arenas, at USC, 2/17/01 (5-of-5)  
 Half (Min. 5 atts.).....1.000, Salim Stoudamire, at Oregon, 2/19/04 (5-of-5/1st)  
 Season......652, Steve Kerr, 1987-88 (60-of-92)  
 Career......652, Steve Kerr, 1988 (60-of-92)

## Free Throws

Game.....17, Miles Simon, at Washington St. (Spokane), 1/8/98 (18 att.)  
 Half.....14, Miles Simon at Washington St. (Spokane), 1/8/98 (14 att.)  
 Season.....112, Khalid Reeves, 1993-94 (143 att.)  
 Career.....333, Sean Elliott, 1986-89 (421 att.)

## Free Throw Attempts

Game.....22, Derrick Williams, vs. California, 1/6/11 (16 made)  
 Season.....159, Derrick Williams, 2011-12 (111 made)  
 Career.....421, Sean Elliott, 1986-89 (333 made)

## Free Throw Percentage

Game (min. 10 att).....1.000, Zeke Nnaji, vs. UCLA, 2/8/2020 (10-of-10)  
 Season.....1.000, Deandre Ayton vs. Colorado, 1/25/18 (12-of-12)  
 Season.....1.000, Allonzo Trier, vs. Oregon, 1/13/18 (11-of-11)  
 Season.....1.000, Allonzo Trier, vs. Arizona State, 12/30/17 (10-of-10)  
 Season.....1.000, Allonzo Trier vs. Stanford, 2/8/17 (12-of-12)  
 Season.....1.000, Kaleb Tarczewski vs. California, 2/1/14 (12-of-12)  
 Season.....1.000, Derrick Williams, vs. Wash. State, 2/17/11 (12-of-12)  
 Season.....1.000, Kyle Fogg, at Oregon, 1/16/10 (12-of-12)  
 Season.....1.000, Nic Wise, vs. Washington, 1/29/09 (14-of-14)  
 Season.....1.000, Jerryd Bayless, at Oregon State, 3/6/08 (10-of-10)  
 Season.....1.000, Jerryd Bayless, vs. Stanford, 2/16/08 (16-of-16)  
 Season.....1.000, Ivan Radenovic, at Stanford, 3/2/07 (11-of-11)  
 Season.....1.000, Michael Wright, at Oregon, 3/4/00 (10-of-10)  
 Season.....1.000, Justin Wessel, vs. UCLA, 2/19/00 (10-of-10)  
 Season.....1.000, Jason Terry, vs. Washington, 1/9/99 (12-of-12)  
 Season.....1.000, Damon Stoudamire, vs. Oregon, 2/25/95 (11-of-11)  
 Season.....1.000, Dylan Rigdon, at USC, 1/22/94 (12-of-12)  
 Season......964, Dylan Rigdon, 1993-94 (53-of-55)  
 Career......967, Dylan Rigdon, 1992-94 (58-of-60)

## Rebounds

Game.....20, Deandre Ayton, vs. California, 3/3/18  
 Half.....19, Derrick Williams, at Washington State, 1/22/11  
 Season.....19, A.J. Bramlett, vs. Stanford, 2/28/98  
 Season.....206, Deandre Ayton, 2017-18  
 Season Per Game.....11.4, Deandre Ayton, 2017-18 (206 in 18 games)  
 Career.....488, Kaleb Tarczewski, 2013-16

## Personal Fouls

Season.....71, Greg Cook, 1981-82 (18 games)  
 Season Per Game.....3.9, Greg Cook, 1981-82 (71 in 18 games)  
 Season Disqualifications.....7, Greg Cook, 1981-82 (18 games)  
 Career.....185, Frank Smith, 1979-83 (72 games)

## Assists

Game.....17, Russell Brown, at California, 1/6/79  
 Half.....11, Russell Brown, at California, 1/6/79 (1st)  
 Season.....164, Russell Brown, 1978-79 (18 games)  
 Season Per Game.....9.1, Russell Brown, 1978-79 (164 in 18 games)  
 Career.....410, Russell Brown, 1978-81 (63 games)

## Steals

Game.....8, Bennett Davison, vs. Stanford, 2/28/98  
 Season.....49, Hassan Adams, 2005-06 (18 games)  
 Season Per Game.....2.7, Hassan Adams, 2005-06 (49 in 18 games)  
 Career.....140, Hassan Adams, 2002-06 (72 games)

## Blocked Shots

Game.....14, Loren Woods, vs. Oregon, 2/3/00  
 Season.....56, Loren Woods, 1999-2000  
 Career.....161, Anthony Cook, 1986-89

## Minutes Played

Game.....55, Gabe York, at USC, 1/9/16 (4 ot)  
 Season.....711, Steve Kerr, 1985-86 (18 games)  
 Career.....2,565, Jason Gardner, 1999-2003 (72 games)



# CAREER LEADERS

## Points Scored

Pts.	Player	Years
1. 2,555	Sean Elliott	1985-89
2. 2,131	Bob Elliott	1973-77
3. 1,984	Jason Gardner	1999-2003
4. 1,960	Salim Stoudamire	2001-05
5. 1,925	Khalid Reeves	1990-94
6. 1,849	Damon Stoudamire	1991-95
7. 1,818	Hassan Adams	2002-06
8. 1,791	Michael Dickerson	1994-98
9. 1,789	Channing Frye	2001-05
10. 1,765	Al Fleming	1972-76

## Scoring Average

Avg.	Player	Years
1. 23.9	Coniel Norman	1973-74
2. 19.9	Joe Skaisgir	1960-62
3. 19.2	Sean Elliott	1986-89
4. 18.7	Bill Warner	1969-71
18.7	Bob Elliott	1974-77
6. 18.6	Eric Money	1972-74
7. 17.8	Ernie McCray	1957-60
17.8	Derrick Williams	2009-11
9. 17.2	Chris Mills	1991-93
10. 17.0	Chase Budinger	2006-09

## Field Goals

FG	Player	Years
1. 892	Sean Elliott	1986-89
2. 808	Bob Elliott	1974-77
3. 750	Hassan Adams	2002-06
4. 707	Channing Frye	2001-05
5. 688	Al Fleming	1973-76
6. 668	Michael Dickerson	1994-98
7. 646	Khalid Reeves	1991-94
8. 629	Anthony Cook	1986-89
9. 615	Chris Mills	1991-93
615	Salim Stoudamire	2001-05

## Field Goal Attempts

FGA	Player	Years
1. 1,750	Sean Elliott	1986-89
2. 1,512	Bob Elliott	1974-77
3. 1,503	Hassan Adams	2002-06
4. 1,460	Michael Dickerson	1994-98
5. 1,447	Jason Gardner	1999-2003
6. 1,349	Khalid Reeves	1991-94
7. 1,343	Damon Stoudamire	1992-95
8. 1,306	Salim Stoudamire	2001-02
9. 1,276	Chase Budinger	2006-09
10. 1,263	Bill Warner	1968-71

## Field Goal Percentage (Min. 4 made per game)

Pct.	Player (FG-FGA)	Years
1. .613	Joseph Blair (470-767)	1992-96
2. .605	Pete Williams (296-489)	1984-85
3. .591	Brian Williams (325-550)	1990-91
4. .586	Derrick Williams (388-662)	2009-11
5. .583	Al Fleming (688-1181)	1973-76
6. .578	Jordan Hill (494-855)	2006-09
7. .575	Anthony Cook (629-1094)	1986-89
.575	Michael Wright (527-917)	1998-2001
9. .562	Channing Frye (707-1257)	2001-05
10. .558	Sean Rooks (550-986)	1988-92

## 3-Point Field Goals

FG	Player	Years
1. 342	Salim Stoudamire	2001-05
2. 318	Jason Gardner	1999-2003
3. 272	Damon Stoudamire	1992-95
4. 229	Gabe York	2013-16
5. 193	Jason Terry	1996-99
193	Kyle Fogg	2008-12
7. 191	Matt Othick	1989-92
8. 190	Chase Budinger	2006-09
9. 186	Khalid Reeves	1991-94
10. 176	Miles Simon	1994-98

## 3-Point Field Goal Attempts

FGA	Player	Years
1. 875	Jason Gardner	1999-2003
2. 747	Salim Stoudamire	2001-05
3. 677	Damon Stoudamire	1992-95
4. 569	Gabe York	2013-16
5. 514	Jason Terry	1996-99
6. 496	Chase Budinger	2006-09
7. 489	Khalid Reeves	1991-94
8. 485	Matt Othick	1989-92
9. 478	Kyle Fogg	2008-12
10. 470	Miles Simon	1994-98

## 3-Point Field Goal Percentage (Min. 100 att.)

Pct.	Player (3FG-FGA)	Years
1. .573	Steve Kerr (114-199)	1984-88
2. .458	Salim Stoudamire (342-747)	2001-05
3. .428	Sean Elliott (140-327)	1986-89
4. .424	Harvey Mason (50-118)	1987-90
5. .419	Matt Muehlebach (199-251)	1988-91
6. .411	Craig McMillan (109-265)	1985-88
.411	Brendon Lavender (108-263)	2008-12
8. .404	Kyle Fogg (193-478)	2008-12
9. .408	James Akinjo (53-130)	2020-21
10. .402	Gabe York (229-569)	2013-16
.402	Damon Stoudamire (272-677)	1992-95

## Free Throws

FT	Player	Years
1. 623	Sean Elliott	1986-89
2. 516	Jason Gardner	1999-2003
3. 515	Bob Elliott	1974-77
4. 447	Khalid Reeves	1991-94
5. 436	Michael Wright	1998-2001
6. 405	Derrick Williams	2009-11
7. 402	Miles Simon	1994-98
8. 392	Sean Rooks	1988-92
9. 389	Al Fleming	1973-76
10. 388	Salim Stoudamire	2001-05

## Free Throw Attempts

FTA	Player	Years
1. 786	Sean Elliott	1986-89
2. 767	Bob Elliott	1974-77
3. 663	Jason Gardner	1999-2003
4. 590	Sean Rooks	1988-92
5. 586	Khalid Reeves	1991-94
6. 582	Michael Wright	1998-2001
7. 563	Derrick Williams	2009-11
8. 537	Ernie McCray	1957-60
9. 524	Miles Simon	1994-98
10. 522	Al Fleming	1973-76

## Free Throw Percentage

Pct.	Player (FT-FTA)	Years
1. .872	Dylan Rigdon (95-109)	1993-94
2. .870	Salim Stoudamire (388-446)	2001-05
3. .855	Joe Nehls (271-317)	1976-80
4. .839	Jerryd Bayless (187-223)	2007-08
.839	Nic Wise (329-392)	2006-10
6. .837	Bob Spahn (123-147)	1963-66
7. .827	Allonzo Trier (369-446)	2015-18
8. .824	Mickey Foster (244-296)	1967-70
9. .815	Steve Kerr (225-276)	1984-88
10. .814	Warren Rustand (240-295)	1962-65

## Rebounds

Reb.	Player	Years
1. 1,190	Al Fleming	1973-76
2. 1,083	Bob Elliott	1974-77
3. 975	Channing Frye	2001-05
4. 879	Kaleb Tarczewski	2013-16
5. 861	Anthony Cook	1986-89
6. 837	Bill Reeves	1954-57
7. 832	Michael Wright	1998-2001
8. 824	Ernie McCray	1957-60
9. 817	A.J. Bramlett	1996-99
10. 808	Sean Elliott	1986-89

## Rebound Average (Min. 250 rebounds)

Avg.	Player	Years
1. 11.2	Joe Skaisgir	1960-62
2. 10.8	Ernie McCray	1957-60
3. 10.7	Bill Reeves	1954-57
4. 10.4	Al Fleming	1973-76
5. 9.9	Albert Johnson	1962-65
6. 9.5	Eddie Myers	1968-71
9.5	Bob Elliott	1973-77
8. 9.2	Pete Williams	1983-85
9. 9.1	Bill Davis	1966-68
10. 8.4	Michael Wright	1998-2001

## Assists

No.	Player	Years
1. 810	Russell Brown	1978-81
2. 670	Mustafa Shakur	2004-07
3. 663	Damon Stoudamire	1992-95
4. 622	Jason Gardner	2000-03
5. 582	Luke Walton	2000-03
6. 560	Reggie Geary	1993-96
7. 552	Matt Othick	1989-92
8. 493	Jason Terry	1996-99
9. 459	Parker Jackson-Cartwright	2015-18
10. 458	Matt Muehlebach	1988-91

## Steals

No.	Player	Years
1. 245	Jason Terry	1996-99
2. 238	Hassan Adams	2003-06
3. 225	Jason Gardner	2000-03
4. 208	Reggie Geary	1993-96
5. 200	Ken Lofton	1986-89
6. 187	Khalid Reeves	1991-94
7. 177	Russell Brown	1978-81
8. 174	Damon Stoudamire	1992-95
9. 167	Nic Wise	2007-10
10. 164	Mike Bibby	1997-98

## Blocked Shots

No.	Player	Years
1. 278	Anthony Cook	1986-89
2. 258	Channing Frye	2002-05
3. 186	Loren Woods	2000-01
4. 167	Ed Stokes	1990-93
5. 142	Sean Rooks	1989-92
6. 140	Jordan Hill	2007-09
7. 117	Kaleb Tarczewski	2013-16
8. 104	A.J. Bramlett	1996-99
9. 101	Joseph Blair	1993-96
10. 85	Hassan Adams	2003-06

## Games Played

GP	Player	Years
1. 141	Dusan Ristic	2015-18
2. 139	Kyle Fogg	2009-12
139	Solomon Hill	2010-13
4. 136	Jason Gardner	2000-03
136	Jordin Mayes	2011-14
6. 135	Kaleb Tarczewski	2013-16
7. 134	Parker Jackson-Cartwright	2015-18
8. 133	Sean Elliott	1986-89
133	Anthony Cook	1986-89
133	Channing Frye	2002-05
11. 131	Jud Buechler	1987-90
131	Mustafa Shakur	2004-07
13. 130	Michael Dickerson	1995-98
130	Eugene Edgerson	1997-01
130	Craig McMillan	1985-88
130	Hassan Adams	2003-06



# CAREER LEADERS

## Games Started

	GS	Player	Years
1.	135	Jason Gardner	2000-03
2.	133	Sean Elliott	1986-89
3.	131	Kaleb Tarczewski	2013-16
4.	129	Mustafa Shakur	2004-07
	129	Solomon Hill	2010-13
6.	123	Anthony Cook	1986-89
7.	119	Channing Frye	2002-05
	119	Kyle Fogg	2009-12
9.	117	Salim Stoudamire	2002-05
10.	109	Craig McMillan	1985-88

## Minutes Played

	Min.	Player	Years
1.	4,825	Jason Gardner	2000-03
2.	4,499	Sean Elliott	1986-89
3.	4,136	Steve Kerr	1984-88
4.	4,070	Mustafa Shakur	2004-07
5.	4,037	Anthony Cook	1986-89
6.	4,030	Solomon Hill	2010-13
7.	3,848	Salim Stoudamire	2002-05
8.	3,829	Kyle Fogg	2009-12
9.	3,686	Channing Frye	2002-05
10.	3,666	Damon Stoudamire	1992-95

## Double-Doubles (Pts/Reb)

	No.	Player	Years
1.	63	Al Fleming	1973-76
2.	48	Bob Elliott	1973-77
3.	34	Michael Wright	1998-2001
4.	32	Jordan Hill	2006-09
5.	30	Channing Frye	2001-05
6.	27	A.J. Bramlett	1995-99
7.	24	Deandre Ayton	2017-18
8.	17	Ryan Anderson	2015-16
	17	Derrick Williams	2009-11
10.	16	Luke Walton	1999-2003

## Average Minutes Per Game (Min. 50 games played)

	Avg.	Player	Min.	GP	Years
1.	35.5	Jason Gardner	4,825	136	2000-03
2.	35.4	Chase Budinger	3,541	100	2007-09
3.	33.8	Sean Elliott	4,499	133	1986-89
4.	33.2	Russell Brown	3,552	107	1978-81
5.	32.4	Frank Smith	3,537	109	1980-83
	32.4	Mike Bibby	2,234	69	1997-98
7.	32.1	Steve Kerr	4,136	129	1984-88
8.	31.1	Mustafa Shakur	4,070	131	2004-07
9.	30.9	Loren Woods	1,699	55	2000-01
	30.9	Nick Johnson	3,337	108	2012-14

## Most Wins In a Career (Must have played in each victory)

	Wins	Player	GP	Years
1.	115	Dusan Ristic	141	2015-18
2.	110	Parker Jackson-Cartwright	134	2015-18
		Kaleb Tarczewski	135	2013-16
		Matt Muehlebach	128	1988-91
5.	107	Jason Gardner	136	2000-03
6.	106	Matt Othick	129	1989-92
7.	105	Gabe York	124	2013-16
	105	Jordin Mayes	136	2011-14
	105	Jud Buechler	131	1987-90
	105	Anthony Cook	133	1986-89
11.	104	Khalid Reeves	128	1991-94
	104	Sean Rooks	129	1989-92
13.	102	Michael Dickerson	129	1995-98
	102	Reggie Geary	127	1993-96

## 1,000 Points - 750 Rebounds Club

Points	Rebs.	Player	Years
1,349	824	Ernie McCray	1957-60
1,090	755	Albert Johnson	1962-65
1,765	1,190	Al Fleming	1972-76
2,131	1,083	Bob Elliott	1974-77
2,555	808	Sean Elliott	1986-89
1,590	861	Anthony Cook	1986-89
1,098	817	A.J. Bramlett	1996-99
1,491	832	Michael Wright	1998-01
1,789	975	Channing Frye	2002-05
1,208	760	Jordan Hill	2006-09
1,430	773	Solomon Hill	2009-13
1,185	879	Kaleb Tarczewski	2013-16



# SINGLE-SEASON LEADERS

## Points Scored

Pts.	Player	Year
1. 848	Khalid Reeves	1993-94
2. 743	Sean Elliott	1987-88
3. 741	Derrick Williams	2010-11
4. 735	Sean Elliott	1988-89
5. 704	Deandre Ayton	2017-18
5. 692	Jason Gardner	2001-02
6. 684	Damon Stoudamire	1994-95
7. 677	Bob Elliott	1974-75
8. 662	Salim Stoudamire	2004-05
9. 655	Benedict Mathurin	2021-22
10. 642	Michael Dickerson	1996-97

## Scoring Average

Avg.	Player	Year
1. 24.2	Khalid Reeves	1993-94
2. 24.0	Coniel Norman	1972-73
3. 23.9	Ernie McCray	1959-60
4. 23.8	Coniel Norman	1973-74
5. 23.3	Bob Elliott	1974-75
6. 22.8	Damon Stoudamire	1994-95
7. 22.2	Sean Elliott	1988-89
8. 21.9	Jason Terry	1998-99
9. 20.9	Bob Warner	1970-71
10. 20.4	Chris Mills	1991-93
20.4	Jason Gardner	2001-02

## Field Goals

FG	Player	Year
1. 276	Deandre Ayton	2017-18
276	Khalid Reeves	1993-94
3. 273	Bob Elliott	1974-75
4. 264	Coniel Norman	1973-74
5. 263	Sean Elliott	1987-88
6. 252	Jordan Hill	2008-09
7. 242	Coniel Norman	1972-73
8. 241	Michael Dickerson	1997-98
9. 237	Sean Elliott	1988-89
237	Anthony Cook	1988-89

## Field Goal Attempts

FGA	Player	Year
1. 572	Khalid Reeves	1993-94
2. 565	Michael Dickerson	1996-97
3. 528	Leon Blevins	1949-50
4. 525	Coniel Norman	1973-74
5. 520	Joe Skaisgir	1961-62
6. 510	Herman Harris	1976-77
7. 507	Bob Elliott	1974-75
8. 494	Sean Elliott	1988-89
9. 490	Hassan Adams	2005-06
10. 484	Benedict Mathurin	2021-22
484	Damon Stoudamire	1993-94

## Field Goal Percentage (Min. 4 made per game)

Pct.	Player (FG-FGA)	Year
1. .667	Al Fleming (136-204)	1973-74
2. .635	Christian Koloko (183-288)	2021-22
3. .629	Anthony Cook (237-377)	1988-89
4. .620	Jordan Hill (184-297)	2007-08
5. .619	Brian Williams (195-315)	1990-91
6. .618	Anthony Cook (201-325)	1987-88
7. .612	Deandre Ayton (276-451)	2017-18
8. .607	Pete Williams (145-239)	1984-85
.607	Jud Buechler (139-229)	1988-89
.607	Joseph Blair (153-252)	1993-94

## 3-Point Field Goals

FG	Player	Year
1. 120	Salim Stoudamire	2004-05
2. 114	Steve Kerr	1987-88
3. 112	Damon Stoudamire	1994-95
4. 106	Jason Gardner	2001-02
5. 98	Gabe York	2015-16
6. 93	Damon Stoudamire	1993-94
7. 85	Khalid Reeves	1993-94
8. 83	Benedict Mathurin	2021-22
9. 80	Kerr Kriisa	2021-22
10. 78	Salim Stoudamire	2003-04

## 3-Point Field Goal Attempts

FGA	Player	Year
1. 276	Jason Gardner	2001-02
2. 265	Damon Stoudamire	1993-94
3. 241	Damon Stoudamire	1994-95
4. 238	Kerr Kriisa	2021-22
238	Salim Stoudamire	2004-05
6. 233	Gabe York	2015-16
7. 225	Benedict Mathurin	2021-22
8. 224	Khalid Reeves	1993-94
9. 207	Jason Gardner	2000-01
10. 201	Mark Lyons	2012-13

## 3-Point Field Goal Percentage (Min. 40 att.)

Pct.	Player (3FG-FGA)	Year
1. .573	Steve Kerr (114-199)	1987-88
2. .568	Derrick Williams (42-74)	2010-11
3. .504	Salim Stoudamire (120-238)	2004-05
4. .487	Brendon Lavender (55-113)	2011-12
5. .483	Chris Mills (56-116)	1992-93
6. .481	Nic Wise (47-77)	2007-08
7. .475	Harvey Mason (19-40)	1987-88
8. .471	Sean Elliott (41-87)	1987-88
9. .465	Damon Stoudamire (112-241)	1994-95
10. .463	Khalid Reeves (31-67)	1990-91

## Free Throws Made

FT	Player	Year
1. 247	Derrick Williams	2010-11
2. 211	Khalid Reeves	1993-94
3. 195	Sean Elliott	1988-89
4. 192	Jason Gardner	2001-02
5. 187	Jerryd Bayless	2007-08
6. 177	Ernie McCray	1959-60
7. 176	Sean Elliott	1987-88
8. 160	Allonzo Trier	2017-18
9. 158	Derrick Williams	2009-10
10. 157	Michael Wright	2000-01

## Free Throw Attempts

FTA	Player	Year
1. 331	Derrick Williams	2010-11
2. 264	Khalid Reeves	1993-94
3. 257	Ernie McCray	1959-60
4. 240	Jason Gardner	2001-02
5. 232	Sean Elliott	1988-89
232	Derrick Williams	2009-10
7. 225	Bob Elliott	1975-76
8. 223	Jerryd Bayless	2007-08
9. 222	Sean Elliott	1987-88
10. 215	Sean Rooks	1991-92

## Free Throw Percentage (Min. 2.0 made per game)

Pct.	Player (FT-FTA)	Year
1. .910	Salim Stoudamire (122-134)	2004-05
2. .904	Salim Stoudamire (103-114)	2001-02
3. .899	Steve Kerr (71-79)	1985-86
4. .891	Dylan Rigdon (82-92)	1993-94
5. .885	Joe Nehls (108-122)	1979-80
6. .878	Nic Wise (137-156)	2009-10
7. .872	Ivan Radenovic (150-172)	2006-07
8. .865	Allonzo Trier (160-185)	2017-18
8. .864	Salim Stoudamire (70-81)	2002-03
9. .859	Bob Spanh (73-85)	1965-66

## Rebounds

Reb.	Player	Years
1. 405	Deandre Ayton	2017-18
2. 375	Jordan Hill	2008-09
3. 373	Leo Johnson	1950-51
4. 343	Bill Reeves	1955-56
343	Al Fleming	1974-75
6. 341	Bob Elliott	1975-76
7. 334	Ryan Anderson	2015-16
8. 329	Al Fleming	1975-76
9. 314	Joe Skaisgir	1961-62
314	Derrick Williams	2010-11

## Rebound Average (Min. 250 rebounds)

Avg.	Player	Year
1. 13.2	Bill Reeves	1955-56
2. 12.5	Leo Johnson	1950-51
3. 12.2	Ernie McCray	1959-60
4. 12.1	Joe Skaisgir	1961-62
5. 11.8	Al Fleming	1974-75
6. 11.6	Deandre Ayton	2017-18
7. 11.0	Albert Johnson	1963-64
11.0	Jordan Hill	2008-09
9. 10.8	Phil Taylor	1976-77
10. 10.7	Bill Reeves	1956-57
10.7	Ernie McCray	1957-58
10.7	Bob Elliott	1973-74

## Assists

No.	Player	Year
1. 247	Russell Brown	1978-79
2. 238	T.J. McConnell	2014-15
3. 231	Reggie Geary	1995-96
4. 220	Damon Stoudamire	1994-95
5. 215	Mustafa Shakur	2006-07
6. 208	Damon Stoudamire	1993-94
7. 202	T.J. McConnell	2013-14
8. 200	Russell Brown	1979-80
9. 199	Mike Bibby	1997-98
10. 197	Russell Brown	1977-78

## Steals

No.	Player	Year
1. 87	Mike Bibby	1997-98
2. 85	Jason Terry	1996-97
3. 83	T.J. McConnell	2014-15
4. 82	Hassan Adams	2005-06
5. 80	Jason Terry	1998-99
6. 76	Mike Bibby	1996-97
7. 71	Gilbert Arenas	1999-2000
8. 69	Hassan Adams	2004-05
9. 68	Nick Johnson	2012-13
10. 67	Ken Lofton	1988-89
67	Reggie Geary	1995-96

## Blocked Shots

No.	Player	Year
1. 102	Christian Koloko	2021-22
102	Loren Woods	1999-2000
3. 85	Channing Frye	2004-05
4. 84	Anthony Cook	1988-89
84	Loren Woods	2000-01
6. 75	Anthony Cook	1987-88
7. 69	Anthony Cook	1986-87
8. 66	Deandre Ayton	2017-18
9. 63	Channing Frye	2003-04
10. 60	Channing Frye	2002-03

## Double-Doubles (Pts/Rebs.)

No.	Player	Year
1. 24	Deandre Ayton	2017-18
2. 22	Al Fleming	1974-75
3. 20	Jordan Hill	2008-09
4. 18	Bob Elliott	1975-76
5. 17	Ryan Anderson	2015-16
17	A.J. Bramlett	1998-99
7. 16	Phil Taylor	1976-77
8. 15	Ben Davis	1995-96
15	Al Fleming	1975-76
10. 14	Zeke Nnaji	2019-20
14	Larry Demic	1978-79
14	Al Fleming	1973-74



# SINGLE-SEASON LEADERS

## Games Played

	GP	Player	Year
1.	38	Sean Elliott	1987-88
	38	Tom Tolbert	1987-88
	38	Anthony Cook	1987-88
	38	Steve Kerr	1987-88
	38	Craig McMillan	1987-88
	38	Ken Lofton	1987-88
	38	Joe Turner	1987-88
	38	Derrick Williams	2010-11
	38	Lamont Jones	2010-11
	38	Kyle Fogg	2010-11
	38	Solomon Hill	2010-11
	38	Kevin Parrom	2010-11
	38	Jesse Perry	2010-11
	38	Jamelle Horne	2010-11
	38	Jordin Mayes	2010-11
	38	Brendon Lavender	2010-11
	38	Kyryl Natyazhko	2010-11
	38	Aaron Gordon	2013-14
	38	Rondae Hollis-Jefferson	2013-14
	38	Nick Johnson	2013-14
	38	T.J. McConnell	2013-14
	38	Gabe York	2013-14
	38	Brandon Ashley	2014-15
	38	Rondae Hollis-Jefferson	2014-15
	38	Stanley Johnson	2014-15
	38	T.J. McConnell	2014-15
	38	Elliott Pitts	2014-15
	38	Kaleb Tarczewski	2014-15

## Games Started

	GS	Player	Year
1.	38	Sean Elliott	1987-88
	38	Tom Tolbert	1987-88
	38	Steve Kerr	1987-88
	38	Craig McMillan	1987-88
	38	Derrick Williams	2010-11
	38	Lamont Jones	2010-11
	38	Solomon Hill	2010-11
	38	Aaron Gordon	2013-14
	38	Nick Johnson	2013-14
	38	T.J. McConnell	2013-14
	38	Brandon Ashley	2014-15
	38	T.J. McConnell	2014-15

## Minutes Played

	Min.	Player	Year
1.	1,317	Chase Budinger	2008-09
2.	1,298	Jason Gardner	2001-02
3.	1,273	Nic Wise	2008-09
4.	1,255	Nick Johnson	2013-14
5.	1,249	Sean Elliott	1987-88
6.	1,244	Jason Gardner	1999-2000
7.	1,239	Steve Kerr	1987-88
8.	1,228	Steve Kerr	1985-86
9.	1,225	T.J. McConnell	2013-14
10.	1,213	Jordan Hill	2008-09

## Average Minutes Per Game

	Avg.	Player	Min.	GP	Year
1.	38.4	Steve Kerr	1,228	32	1985-86
2.	38.2	Jason Terry	1,107	29	1998-99
	38.2	Jason Gardner	1,298	34	2001-02
4.	37.6	Chase Budinger	1,317	35	2008-09
5.	37.4	Russell Brown	1,011	27	1978-79
6.	37.3	Joe Nehls	1,007	27	1978-79
7.	37.0	Frank Smith	1,000	27	1981-82
8.	36.7	Luke Walton	1,138	31	2001-02
9.	36.6	Jason Gardner	1,244	34	1999-2000
10.	36.4	Eddie Smith	1,018	28	1983-84
	36.4	Damon Stoudamire	1,092	30	1994-95
	36.4	Nic Wise	1,273	35	2008-09





# FRESHMAN LEADERS (SEASON)

Points	
1. Deandre Ayton (2018).....	704
2. Jerryd Bayless (2008).....	592
3. Coniel Norman (1973).....	576
Lauri Markkanen (2017).....	576
5. Gilbert Arenas (2000).....	523
Stanley Johnson (2015).....	523
7. Zeke Nnaji (2020).....	515
8. Sean Elliott (1986).....	499
9. Eric Money (1973).....	492
10. Derrick Williams (2010).....	486

Points per Game	
1. Coniel Norman (1973).....	24.0
2. Deandre Ayton (2018).....	20.1
3. Jerryd Bayless (2008).....	19.7
4. Eric Money (1973).....	18.9
5. Bob Elliott (1974).....	16.5
6. Zeke Nnaji (2020).....	16.1
7. Derrick Williams (2010).....	15.7
8. Sean Elliott (1986).....	15.6
Chase Budinger (2007).....	15.6
Lauri Markkanen (2017).....	15.6

Field Goals Made	
1. Deandre Ayton (2018).....	276
2. Coniel Norman (1973).....	242
3. Eric Money (1973).....	197
4. Aaron Gordon (2014).....	189
5. Sean Elliott (1986).....	187
6. Gilbert Arenas (2000).....	187
7. Lauri Markkanen (2017).....	185
8. Zeke Nnaji (2020).....	179
9. Chase Budinger (2007).....	176
10. Stanley Johnson (2015).....	174

Field Goal Attempts	
1. Coniel Norman (1973).....	476
2. Deandre Ayton (2018).....	451
3. Eric Money (1973).....	415
4. Gilbert Arenas (2000).....	413
5. Stanley Johnson (2015).....	390
6. Sean Elliott (1986).....	385
7. Aaron Gordon (2014).....	382
8. Jerryd Bayless (2008).....	378
9. Lauri Markkanen (2017).....	376
10. Nico Mannion (2020).....	367

Field Goal Percentage (min. 100 FG)	
1. Deandre Ayton (2018).....	.612
2. Channing Frye (2002).....	.595
3. Derrick Williams (2010).....	.574
4. Zeke Nnaji (2020).....	.570
5. Michael Wright (1999).....	.556
6. Al Fleming (1973).....	.537
7. Mustafa Shakur (2004).....	.519
8. Coniel Norman (1973).....	.508
9. Frank Smith (1980).....	.502
10. Azuolas Tubelis (2021).....	.498

Three-Point Field Goals Made	
1. Salim Stoudamire (2002).....	73
2. Jason Gardner (2000).....	70
3. Lauri Markkanen (2017).....	69
4. Mike Bibby (1997).....	67
5. Jerryd Bayless (2008).....	59
6. Nico Mannion (2020).....	53
7. Chase Budinger (2007).....	50
8. Rawle Alkins (2017).....	44
9. Stanley Johnson (2015).....	43
10. Allonzo Trier (2016).....	40
Nick Johnson (2012).....	40

Three-Point Field Goal Attempts	
1. Jason Gardner (2000).....	193
2. Mike Bibby (1997).....	170
3. Lauri Markkanen (2017).....	163
4. Nico Mannion (2020).....	162
5. Salim Stoudamire (2002).....	161
6. Jerryd Bayless (2008).....	145
7. Chase Budinger (2007).....	136
8. Gilbert Arenas (2000).....	130
9. Nick Johnson (2012).....	125
10. Rawle Alkins (2017).....	119

Three-Point Field Goal Percentage (min. 20 3FG)	
1. Khalid Reeves (1991).....	.463
2. Salim Stoudamire (2002).....	.453
3. Jordin Mayes (2011).....	.453
4. Miles Simon (1995).....	.446
5. Marcus Williams (2006).....	.435
6. Lauri Markkanen (2017).....	.423
7. Benedict Mathurin (2021).....	.418
8. Jerryd Bayless (2008).....	.407
9. Damon Stoudamire (1992).....	.406
10. Grant Jerrett (2013).....	.405

Free Throws Made	
1. Jerryd Bayless (2008).....	187
2. Derrick Williams (2010).....	158
3. Zeke Nnaji (2020).....	152
4. Deandre Ayton (2018).....	140
5. Lauri Markkanen (2017).....	137
6. Michael Wright (1999).....	134
7. Stanley Johnson (2015).....	132
8. Sean Elliott (1986).....	127
9. Jason Gardner (2000).....	121
10. Allonzo Trier (2016).....	115

Free Throws Attempted	
1. Derrick Williams (2010).....	232
2. Jerryd Bayless (2008).....	223
3. Zeke Nnaji (2020).....	200
4. Deandre Ayton (2018).....	191
5. Michael Wright (1999).....	182
6. Aaron Gordon (2014).....	180
7. Stanley Johnson (2015).....	178
8. Sean Elliott (1986).....	167
9. Jason Gardner (2000).....	166
10. Lauri Markkanen (2017).....	164

Free Throw Percentage (min. 50 FT)	
1. Salim Stoudamire (2002).....	.904
2. Benedict Mathurin (2021).....	.846
3. Chase Budinger (2007).....	.845
4. Jerryd Bayless (2008).....	.839
5. Lauri Markkanen (2017).....	.835
6. Coniel Norman (1973).....	.829
7. Matt Othick (1989).....	.824
8. Eric Money (1973).....	.803
9. Nico Mannion (2020).....	.797
10. Allonzo Trier (2016).....	.793

Total Rebounds	
1. Deandre Ayton (2018).....	405
2. Aaron Gordon (2014).....	303
3. Bob Elliott (1974).....	278
4. Zeke Nnaji (2020).....	276
5. Lauri Markkanen (2017).....	266
6. Al Fleming (1973).....	257
7. Michael Wright (1999).....	254
8. Stanley Johnson (2015).....	247
9. Derrick Williams (2010).....	219
10. Rondae Hollis-Jefferson (2014).....	215

Rebounds per Game	
1. Deandre Ayton (2018).....	11.6
2. Bob Elliott (1974).....	10.7
3. Al Fleming (1973).....	9.9
4. Michael Wright (1999).....	8.8
5. Zeke Nnaji (2020).....	8.6
6. Aaron Gordon (2014).....	8.0
7. Lauri Markkanen (2017).....	7.2
8. Azuolas Tubelis (2021).....	7.1
Derrick Williams (2010).....	7.1
10. Stanley Johnson (2015).....	6.5

Assists	
1. Russell Brown (1978).....	197
2. Mike Bibby (1997).....	178
3. Nico Mannion (2020).....	169
4. Jason Gardner (2000).....	162
5. Mustafa Shakur (2004).....	147
6. Luke Walton (2000).....	131
7. Jerryd Bayless (2008).....	121
8. Khalid Reeves (1991).....	103
9. Eric Money (1973).....	96
10. Reggie Geary (1993).....	94

Steals	
1. Mike Bibby (1997).....	76
2. Gilbert Arenas (2000).....	71
3. Stanley Johnson (2015).....	57
4. Jason Gardner (2000).....	55
5. Andre Iguodala (2003).....	47
6. Josh Green (2020).....	46
7. Michael Tait (1984).....	42
Hassan Adams (2003).....	42
9. Russell Brown (1978).....	38
10. Khalid Reeves (1991).....	36
Luke Walton (2000).....	36

Blocks	
1. Deandre Ayton (2018).....	66
2. Anthony Cook (1986).....	50
3. Channing Frye (2002).....	50
4. Ed Stokes (1990).....	49
5. Rondae Hollis-Jefferson (2014).....	40
6. Aaron Gordon (2014).....	39
7. Grant Jerrett (2013).....	33
8. Angelo Chol (2012).....	29
9. Zeke Nnaji (2020).....	28
10. Jordan Hill (2007).....	26

Games Played	
1. Jordin Mayes (2011).....	38
Aaron Gordon (2014).....	38
Rondae Hollis-Jefferson (2014).....	38
Stanley Johnson (2015).....	38
5. Rawle Alkins (2017).....	37
Lauri Markkanen (2017).....	37
Kobi Simmons (2017).....	37
Jawann McClellan (2005).....	37
9. Dusan Ristic (2015).....	36
10. Deandre Ayton (2018).....	35
Khalid Reeves (1991).....	35
Kyle Fogg (2009).....	35
Angelo Chol (2012).....	35
Nick Johnson (2012).....	35
Brandon Ashley (2013).....	35
Kaleb Tarczewski (2013).....	35

Games Started	
1. Aaron Gordon (2014).....	38
2. Lauri Markkanen (2017).....	37
Stanley Johnson (2015).....	37
4. Rawle Alkins (2017).....	36
5. Deandre Ayton (2018).....	35
Kaleb Tarczewski (2013).....	35
7. Mike Bibby (1997).....	34
8. Jason Gardner (2000).....	33
9. Sean Elliott (1986).....	32
Zeke Nnaji (2020).....	32
Nico Mannion (2020).....	32

Minutes Played	
1. Jason Gardner (2000).....	1,244
2. Aaron Gordon (2014).....	1,187
3. Deandre Ayton (2018).....	1,172
4. Lauri Markkanen (2017).....	1,140
5. Mike Bibby (1997).....	1,110
6. Gilbert Arenas (2000).....	1,093
7. Stanley Johnson (2015).....	1,081
8. Sean Elliott (1986).....	1,079
9. Jerryd Bayless (2008).....	1,072
10. Rawle Alkins (2017).....	1,037

Minutes per Game	
1. Jason Gardner (2000).....	36.6
2. Jerryd Bayless (2008).....	35.7
3. Sean Elliott (1986).....	33.7
4. Russell Brown (1978).....	33.6
5. Deandre Ayton (2018).....	33.5
6. Chase Budinger (2007).....	33.0
7. Mike Bibby (1997).....	32.6
8. Gilbert Arenas (2000).....	32.1
9. Nico Mannion (2020).....	32.3
10. Aaron Gordon (2014).....	31.2



# FRESHMAN LEADERS

## Double-Doubles (Pts/Rebs.)

1.	Deandre Ayton (2018)	24
2.	Zeke Nnaji (2020)	14
3.	Al Fleming (1973)	12
	Michael Wright (1999)	12
5.	Bob Elliott (1974)	11
6.	Aaron Gordon (2014)	8
7.	Frank Smith (1980)	6
	Channing Frye (2002)	6
	Lauri Markkanen (2017)	6
10.	Chase Budinger (2007)	5

## 30-Point Games

1.	Coniel Norman (1973)	6
2.	Jerryd Bayless (2008)	4
3.	Eric Money (1973)	3
4.	Deandre Ayton (2018)	2
	Chase Budinger (2007)	2
6.	Azuolas Tubelis (2021)	1
	Benedict Mathurin (2021)	1
	Bob Elliott (1974)	1
	George Hawthorne (1979)	1
	Lauri Markkanen (2017)	1

## 20-Point Games

1.	Coniel Norman (1973)	17
2.	Jerryd Bayless (2008)	16
3.	Deandre Ayton (2018)	15
4.	Eric Money (1973)	13
5.	Zeke Nnaji (2020)	10
6.	Derrick Williams (2010)	9
	Lauri Markkanen (2017)	9
8.	Bob Elliott (1974)	8
	Sean Elliott (1986)	8
	Allonzo Trier (2016)	8

## Double-Digit Scoring Games

1.	Deandre Ayton (2018)	33
2.	Gilbert Arenas (2000)	31
	Lauri Markkanen (2017)	31
4.	Stanley Johnson (2015)	30
5.	Zeke Nnaji (2020)	29
6.	Derrick Williams (2010)	28
	Aaron Gordon (2014)	28
8.	Sean Elliott (1986)	27
	Jerryd Bayless (2008)	27
10.	Chase Budinger (2007)	26



# FRESHMAN LEADERS (GAME)

## Points

1. Jerryd Bayless vs. Arizona State (2/10/08).....	39
2. Coniel Norman vs. BYU (2/24/73).....	38
Bob Elliott vs. Arizona State (2/2/74).....	38
4. Eric Money vs. Cal State Bakersfield (11/29/72).....	37
Coniel Norman vs. Wyoming (2/1/73).....	37
Eric Money vs. Arizona State (2/17/73).....	37
7. Coniel Norman vs. New Mexico (1/6/73).....	34
8. Jerryd Bayless at Houston (1/12/08).....	33
Jerryd Bayless vs. California (2/14/08).....	33
10. Deandre Ayton vs. USC (3/10/18).....	32
Deandre Ayton vs. UCLA (3/9/18).....	32
Chase Budinger vs. NAU (11/15/06).....	32

## Made Field Goals

1. Coniel Norman vs. Wyoming (2/1/73).....	17
2. Coniel Norman vs. BYU (2/24/73).....	16
3. Deandre Ayton vs. USC (3/10/18).....	14
George Hawthorne vs. Grand Canyon (12/13/78).....	14
Eric Money vs. Cal State Bakersfield (11/29/72).....	14
6. Deandre Ayton vs. UCLA (3/9/18).....	14
Coniel Norman vs. New Mexico (1/6/73).....	13
Coniel Norman vs. UC Santa Barbara (1/18/73).....	13
Coniel Norman at NAU (1/20/73).....	13
Eric Money at BYU (1/25/73).....	13
Eric Money vs. Arizona State (2/17/73).....	13
Bob Elliott vs. SMU (12/29/73).....	13

## Field Goal Attempts

1. Coniel Norman vs. BYU (2/24/73).....	27
2. Bob Elliott vs. SMU (12/29/73).....	26
3. Bob Elliott vs. Arizona State (2/2/74).....	24
4. Deandre Ayton vs. UNLV (OT) (12/2/17).....	23
5. Coniel Norman vs. Wyoming (2/1/73).....	22
George Hawthorne vs. Grand Canyon (12/13/78).....	22
Lauri Markkanen vs. UCLA (3/10/17).....	22
8. Coniel Norman vs. UC Santa Barbara (1/18/73).....	21
Chase Budinger at Oregon (2/10/07).....	21
10. Nico Mannion vs. Washington State (3/5/2020).....	20
Nico Mannion vs. Gonzaga (12/14/2019).....	20
Deandre Ayton vs. USC (3/10/18).....	20
Eric Money vs. Cal State Bakersfield (11/29/72).....	20
Coniel Norman vs. New Mexico (1/6/73).....	20
Eric Money at BYU (1/25/73).....	20
Gilbert Arenas at USC (1/22/00).....	20
Gilbert Arenas vs. USC (2/17/00).....	20
Gilbert Arenas vs. Arizona State (2/26/00).....	20

## Field Goal Percentage

### (Min. 12 attempts)

1. Deandre Ayton at Washington State (1/31/18).....	.917 (11-12)
2. Benedict Mathurin at Oregon St. (1/14/21).....	.833 (10-12)
3. Deandre Ayton vs. UCLA (OT) (3/9/18).....	.813 (13-16)
4. Nico Mannion vs. Penn (11/29/2019).....	.786 (11-14)
Gilbert Arenas at Washington State (2/12/00).....	.786 (11-14)
6. Coniel Norman vs. Wyoming (2/1/73).....	.772 (16-22)
7. Gilbert Arenas at Arizona State (1/26/00).....	.769 (10-13)
Channing Frye vs. Stanford (2/2/02).....	.769 (10-13)
Aaron Gordon at Colorado (2/22/14).....	.769 (10-13)
10. Coniel Norman at NAU (1/20/73).....	.765 (13-17)

## Made Three-Point Field Goals

1. Mike Bibby vs. North Carolina (3/29/97).....	6
Salim Stoudamire vs. UConn (1/26/02).....	6
Jerryd Bayless vs. Arizona State (2/10/08).....	6
Benedict Mathurin at Oregon St. (1/14/21).....	6
5. Khalid Reeves vs. California (2/21/91).....	5
Damon Stoudamire vs. USC (1/9/92).....	5
Mike Bibby vs. Washington (3/2/97).....	5
Salim Stoudamire vs. Pepperdine (12/28/01).....	5
Salim Stoudamire vs. USC (3/9/02).....	5
Chase Budinger vs. NAU (11/15/06).....	5
Jerryd Bayless vs. Washington (1/26/08).....	5
Jerryd Bayless vs. California (2/14/08).....	5
Lauri Markkanen vs. Texas Southern (11/30/16).....	5
Lauri Markkanen at USC (1/19/17).....	5

## Three-Point Field Goal Attempts

1. Mike Bibby vs. North Carolina (3/29/97).....	11
2. Nico Mannion vs. Gonzaga (12/14/2019).....	10
Mike Bibby at Oregon (2/20/97).....	10
Jason Gardner vs. Michigan State (12/11/99).....	10
Jerryd Bayless at California (1/19/08).....	10
Jerryd Bayless vs. Arizona State (2/10/08).....	10
Allonzo Trier at USC (1/9/16).....	10
Lauri Markkanen vs. UCLA (3/10/17).....	10
9. Kerr Kriisa vs. Oregon (2/13/21).....	9
Jason Gardner at USC (1/22/00).....	9
Jason Gardner vs. Oregon State (2/5/00).....	9
Jason Gardner at Oregon (3/4/00).....	9
Salim Stoudamire vs. UConn (1/26/02).....	9
Salim Stoudamire vs. Kansas (12/1/01).....	9
Salim Stoudamire vs. Pepperdine (12/28/01).....	9
Will Bynum vs. UCLA (1/19/02).....	9
Will Bynum vs. California (3/2/02).....	9
Jerryd Bayless vs. California (2/14/08).....	9

## Three-Point Field Goal Percentage

### (Min. 6 attempts)

1. Benedict Mathurin at Oregon St. (1/14/21).....	.857 (6-7)
2. Mike Bibby vs. Washington (3/2/97).....	.833 (5-6)
Salim Stoudamire vs. USC (3/9/02).....	.833 (5-6)
Chase Budinger vs. NAU (11/15/06).....	.833 (5-6)
Jerryd Bayless vs. Washington (1/26/08).....	.833 (5-6)
Lauri Markkanen vs. Texas Southern (11/30/16).....	.833 (5-6)
Lauri Markkanen at USC (1/19/17).....	.833 (5-6)
8. Salim Stoudamire vs. UConn (1/26/02).....	.667 (6-9)
Mike Bibby vs. Oregon (1/25/97).....	.667 (4-6)
Jason Gardner at Texas (12/4/99).....	.667 (4-6)
Salim Stoudamire vs. UCLA (1/19/02).....	.667 (4-6)
Salim Stoudamire vs. USC (2/16/02).....	.667 (4-6)
Kyle Fogg vs. Houston (1/24/09).....	.667 (4-6)
Rawle Alkins vs. CSU Bakersfield (11/15/16).....	.667 (4-6)
Lauri Markkanen vs. UC Irvine (12/6/16).....	.667 (4-6)

## Made Free Throws

1. Jerryd Bayless at Houston (1/12/08).....	18
2. Jerryd Bayless vs. Stanford (2/16/08).....	16
3. Michael Wright vs. USC (3/4/99).....	14
Allonzo Trier vs. Bradley (11/16/15).....	14
Bob Elliott vs. Arizona State (2/2/74).....	14
6. Derrick Williams vs. Wisconsin (11/23/09).....	13
7. Nico Mannion vs. USC (2/6/2020).....	12
Deandre Ayton vs. Colorado (1/25/18).....	12
Deandre Ayton at UNLV (OT) (12/2/17).....	12
Marcus Williams vs. Villanova (3/19/06).....	12

## Free Throw Attempts

1. Derrick Williams vs. Wisconsin (11/23/09).....	21
2. Bob Elliott vs. Arizona State (2/2/74).....	20
Jerryd Bayless at Houston (1/12/08).....	20
4. Nico Mannion vs. USC (2/6/2020).....	18
Michael Wright vs. USC (3/4/99).....	18
6. Deandre Ayton at UNLV (OT) (12/2/17).....	17
7. Jerryd Bayless vs. Stanford (2/16/08).....	16
8. Marcus Williams vs. Villanova (3/19/06).....	15
9. Eric Money vs. Arizona State (2/17/73).....	14
Bob Elliott at Utah (2/23/74).....	14
Sean Elliott vs. Arizona State (1/4/86).....	14
Derrick Williams vs. Lipscomb (12/21/09).....	14
Allonzo Trier vs. Bradley (11/16/15).....	14

## Free Throw Percentage

### (Min. 10 attempts)

1. Jerryd Bayless vs. Stanford (2/16/08).....	100.00 (16-16)
Allonzo Trier vs. Bradley (11/16/15).....	100.00 (14-14)
Deandre Ayton vs. Colorado (1/25/18).....	100.00 (12-12)
Michael Wright at Oregon (1/21/99).....	100.00 (10-10)
Channing Frye vs. Oregon State (12/20/01).....	100.00 (10-10)
Jerryd Bayless vs. Texas A&M (12/2/07).....	100.00 (10-10)
Jerryd Bayless at Oregon State (3/6/08).....	100.00 (10-10)
Zeke Nnaji vs. UCLA (2/8/2020).....	100.00 (10-10)
9. Derrick Williams at USC (12/31/09).....	.917 (11-12)
10. Deandre Ayton vs. Oregon (1/13/18).....	.909 (10-11)
Gilbert Arenas vs. California (3/11/00).....	.909 (10-11)

## Rebounds

1. Bob Elliott vs. Arizona State (2/2/74).....	25
2. Al Fleming vs. San Diego (12/12/72).....	23
3. Deandre Ayton vs. California (3/3/18).....	20
4. Deandre Ayton vs. Arizona State (12/30/17).....	19
Bob Elliott vs. Illinois (1/30/73).....	19
6. Deandre Ayton vs. USC (3/10/18).....	18
Deandre Ayton at Oregon (OT) (2/24/18).....	18
Deandre Ayton vs. Alabama (12/9/17).....	18
Al Fleming at Wyoming (3/3/73).....	18
Aaron Gordon vs. Wisconsin (3/29/14).....	18

## Assists

1. Russell Brown at Utah (1/21/78).....	15
2. Russell Brown at Wyoming (2/24/78).....	13
3. Russell Brown vs. Houston (12/9/77).....	12
Luke Walton vs. Stanford (3/9/00).....	12
5. Nico Mannion vs. Omaha (12/11/2019).....	11
Nico Mannion vs. Pepperdine (11/28/2019).....	11
Mike Bibby vs. Robert Morris (12/28/96).....	11
Jason Gardner vs. UCLA (2/19/00).....	11
Mustafa Shakur vs. Arizona State (3/7/04).....	11
10. Nico Mannion vs. Gonzaga (12/14/2019).....	10
Russell Brown at Illinois (11/28/77).....	10
Russell Brown vs. Purdue (12/10/77).....	10
Russell Brown vs. Arizona State (3/4/78).....	10
Mike Bibby at New Mexico (11/30/96).....	10
Mike Bibby vs. Jackson State (12/14/96).....	10

## Steals In A Game

1. Mike Bibby vs. Texas (12/9/96).....	8
2. Jason Gardner vs. UCLA (2/19/00).....	7
3. Eddie Smith vs. Stanford (2/4/84).....	5
Khalid Reeves vs. Oregon (3/9/91).....	5
Jason Terry at Arizona State (2/7/96).....	5
Gilbert Arenas vs. Kansas State (11/16/99).....	5
Gilbert Arenas vs. Kentucky (11/26/99).....	5
Jason Gardner vs. BYU (12/1/99).....	5
Gilbert Arenas at California (1/6/00).....	5
Luke Walton vs. USC (2/17/00).....	5
Josiah Turner vs. Arizona State (12/31/11).....	5

## Blocks

1. Deandre Ayton at Stanford (1/20/18).....	6
Grant Jerrett at Oregon State (1/12/13).....	6
3. Channing Frye at Michigan State (12/15/01).....	5
Channing Frye vs. Pepperdine (12/28/01).....	5
Channing Frye vs. Wyoming (3/16/02).....	5
Jordan Hill vs. Washington (2/3/07).....	5
Aaron Gordon vs. Weber State (3/21/14).....	5
8. 15 times - last: Deandre Ayton at Oregon (2/24/18).....	4

## Minutes Played (OT)

1. Allonzo Trier at USC (1/9/16).....	53
2. Anthony Cook vs. California (1/12/86).....	48
Sean Elliott vs. California (1/12/86).....	48
4. Aaron Gordon at Arizona State (2/14/14).....	46
5. Jason Gardner at Oregon State (3/2/00).....	45
Rondae Hollis-Jefferson at Arizona State (2/14/14).....	45
7. Deandre Ayton at Oregon (2/24/18).....	44
Gilbert Arenas at Oregon State (2/2/00).....	44
Channing Frye vs. Stanford (2/2/02).....	44
Marcus Williams at Washington (12/31/05).....	44

## Most Points In NCAA Debut

1. Eric Money vs. Cal State Bakersfield (11/29/72).....	37
2. Frank Smith at Houston (11/30/79).....	25
3. Bob Elliott vs. Illinois (1/30/73).....	22
Mike Bibby at North Carolina (11/22/96).....	22
Hassan Adams vs. Western Kentucky (11/23/02).....	22
6. Zeke Nnaji vs. Northern Arizona (11/6/2019).....	20
Herman Harris vs. Illinois (1/30/73).....	20
Coniel Norman at San Francisco (12/2/72).....	20
8. Deandre Ayton vs. NAU (11/10/17).....	19
9. Jerryd Bayless vs. NAU (11/13/07).....	18
Kobi Simmons vs. Michigan State (11/11/16).....	18



# CAREER SCORING LEADERS

## 1,000 Point Club

Name	Years	G	FG-FGA	3FG-A	FT-FTA	Pts.	Avg.
1. Sean Elliott	1986-89	133	896-1750	140-327	623-786	2555	19.2
2. Bob Elliott	1974-77	114	808-1512	—	515-767	2131	18.7
3. Jason Gardner	1999-2003	136	575-1446	318-875	516-663	1984	14.6
4. Salim Stoudamire	2001-05	129	615-1306	342-747	388-446	1960	15.2
5. Khalid Reeves	1991-94	128	646-1349	186-489	447-586	1925	15.0
6. Damon Stoudamire	1992-95	123	614-1343	272-677	349-434	1849	15.0
7. Hassan Adams	2002-06	130	750-1503	75-241	243-345	1818	14.0
8. Michael Dickerson	1994-98	130	668-1460	153-436	302-415	1791	13.8
9. Channing Frye	2001-05	133	707-1257	6-23	369-486	1789	13.5
10. Al Fleming	1973-76	114	688-1181	—	389-522	1765	15.5
11. Chase Budinger	2006-09	100	599-1276	190-496	309-395	1697	17.0
12. Miles Simon	1994-98	114	543-1172	176-470	402-524	1664	14.6
13. Chris Mills	1991-93	94	615-1194	126-327	263-335	1619	17.2
14. Anthony Cook	1986-89	133	629-1094	0-2	332-515	1590	12.0
15. Sean Rooks	1988-92	129	550-986	5-9	329-590	1497	11.6
16. Michael Wright	1998-2001	99	527-917	1-6	436-582	1491	15.1
17. Bill Warner	1969-71	78	582-1263	—	298-428	1462	18.7
18. Jason Terry	1996-99	129	489-1105	193-514	290-370	1461	11.3
19. Steve Kerr	1984-88	129	553-1004	114-199	225-276	1445	10.4
20. Solomon Hill	2009-13	139	487-1012	115-307	341-458	1430	10.3
21. Joe Nehls	1976-80	84	569-1200	—	271-317	1409	16.8
22. Ernie McCray	1958-60	76	510-1175	—	329-537	1349	17.8
23. Kyle Fogg	2008-12	139	404-983	193-478	340-441	1341	9.6
24. Nick Johnson	2012-14	108	441-1048	144-401	307-418	1333	12.3
25. Frank Smith	1980-83	109	530-992	—	269-448	1329	12.2
26. Mustafa Shakur	2003-07	131	447-990	100-282	324-412	1318	10.1
27. Allonzo Trier	2015-18	78	397-828	144-381	369-446	1307	16.8
28. Ivan Radenovic	2003-07	122	450-966	58-183	342-426	1300	10.7
29. Nic Wise	2006-10	115	398-951	160-405	329-392	1285	11.2
30. Link Richmond	1943-49	118	525-1250	—	196-(n/a)	1246	10.6
31. Derrick Williams	2009-11	69	388-662	46-90	405-563	1227	17.8
32. Ed Nymeyer	1956-58	78	437-953	—	351-495	1225	15.7
33. Jordan Hill	2006-09	97	494-855	0-0	220-346	1208	12.5
34. Coniel Norman	1973-74	50	506-1001	—	182-235	1194	23.9
35. Kaleb Tarczewski	2012-16	135	415-740	0-0	355-504	1185	8.8
36. Dusan Ristic	2014-18	141	484-857	14-30	199-285	1181	8.4
37. Luke Walton	1999-2003	129	420-985	65-229	274-400	1179	9.1
38. Ray Owes	1992-95	120	459-912	32-90	228-369	1178	9.8
39. Craig McMillan	1985-88	130	414-876	109-265	211-268	1174	8.4
40. Herman Harris	1974-77	93	521-1129	—	116-176	1158	12.5
41. Jud Buechler	1987-90	131	439-802	40-105	226-304	1144	8.7
42. Gabe York	2012-16	124	379-915	229-569	156-208	1143	9.2
43. Phil Taylor	1975-78	106	482-926	—	163-274	1127	11.1
44. Gilbert Arenas	1999-2001	70	395-847	107-296	208-282	1105	15.8
45. A.J. Bramlett	1996-99	127	435-828	0-1	228-416	1098	8.6
46. Albert Johnson	1962-65	78	391-935	—	308-416	1090	13.9
47. Joseph Blair	1992-96	104	470-767	0-1	146-316	1086	10.4
48. Mike Bibby	1996-98	69	360-789	144-369	197-270	1061	15.4
49. Matt Othick	1989-92	129	298-700	191-485	268-350	1055	8.2
50. Roger Johnson	1950-53	85	401-1021	—	244-390	1046	12.3
51. Joe Skaisgir	1961-62	52	407-977	—	220-325	1034	19.8
52. Matt Muehlebach	1987-91	128	322-679	163-389	199-251	1006	7.9
-- Azuolas Tubelis	2021-Pres.	62	311-594	23-80	171-252	816	13.2

## 800+ Points In One Season

Season	Name	Pos.	G	FG-FGA	3FG-A	FT-FTA	Pts.	Avg.
1993-94	Khalid Reeves	G	35	276-572	85-224	211-264	848	24.2

## 700-799 Points In One Season

Season	Name	Pos.	G	FG-FGA	3FG-A	FT-FTA	Pts.	Avg.
1987-88	Sean Elliott	F	38	263-461	41-87	176-222	743	19.6
2010-11	Derrick Williams	F	38	226-380	42-74	247-331	741	19.5
1988-89	Sean Elliott	F	33	237-494	66-151	195-232	735	22.2
2017-18	Deandre Ayton	F	35	276-451	12-35	140-191	704	20.1

## 600-699 Points In One Season

Season	Name	Pos.	G	FG-FGA	3FG-A	FT-FTA	Pts.	Avg.
2001-02	Jason Gardner	G	34	197-463	106-276	192-240	692	20.4
1994-95	Damon Stoudamire	G	30	222-466	112-241	128-155	684	22.8
1974-75	Bob Elliott	F	29	273-507	—	131-208	677	23.3
2004-05	Salim Stoudamire	G	36	210-417	120-238	122-134	662	18.4
2021-22	Benedict Mathurin	G	37	218-484	83-225	136-178	655	17.7
1996-97	Michael Dickerson	F	34	233-565	55-166	121-170	642	18.9
1993-94	Damon Stoudamire	G	35	217-484	93-265	112-140	639	18.3
1998-99	Jason Terry	G	29	209-472	76-191	141-168	635	21.9
1997-98	Michael Dickerson	F	25	241-473	57-141	91-120	630	18.0
2008-09	Chase Budinger	F	35	219-456	67-168	125-156	630	18.0
2008-09	Jordan Hill	C	34	252-469	0-0	117-179	621	18.3
1973-74	Coniel Norman	F	26	264-525	—	90-124	618	23.8
2013-14	Nick Johnson	G	38	205-474	62-169	146-187	618	16.3
1997-98	Mike Bibby	G	35	209-450	77-199	108-143	603	17.2
1997-98	Miles Simon	G	35	200-420	57-155	144-185	601	17.2

## 500-599 Points In One Season

Season	Name	Pos.	G	FG-FGA	3FG-A	FT-FTA	Pts.	Avg.
2017-18	Allonzo Trier	G	33	184-368	70-184	160-185	598	18.1
1975-76	Bob Elliott	C	33	225-406	—	145-225	595	18.0
2007-08	Jerryd Bayless	G	30	173-378	59-145	187-223	592	19.7
2004-05	Channing Frye	C	37	227-410	3-17	127-153	584	15.8
2007-08	Chase Budinger	F	34	204-457	73-192	102-142	583	17.1
2000-01	Gilbert Arenas	G	36	208-434	69-166	97-134	582	16.2
1988-89	Anthony Cook	C	33	237-377	0-1	104-166	578	17.5
1986-87	Sean Elliott	F	30	209-410	33-89	127-165	578	19.3
2016-17	Lauri Markkanen	F	37	185-376	69-163	137-164	576	15.6
1972-73	Coniel Norman	F	24	242-476	—	92-111	576	24.0

1974-75	Al Fleming	F	29	215-381	—	144-194	574	19.8
1959-60	Ernie McCray	C	24	198-431	—	177-257	573	23.9
1992-93	Chris Mills	F	28	211-406	56-116	92-110	570	20.4
2000-01	Michael Wright	F	36	202-400	0-3	157-197	561	15.6
2008-09	Nic Wise	G	35	117-392	66-159	128-151	548	15.7
2012-13	Mark Lyons	G	35	177-407	67-201	125-146	546	15.6
1990-91	Chris Mills	F	35	206-397	42-122	91-122	545	15.6
1976-77	Herman Harris	F	27	235-510	—	73-96	543	20.0
1970-71	Bill Warner	F	26	209-459	—	125-187	543	20.9
2005-06	Hassan Adams	G	31	234-490	17-65	58-95	543	17.5
1987-88	Tom Tolbert	C	38	192-351	1-2	151-186	536	14.1
1980-81	Ron Davis	F	27	228-457	—	73-107	529	19.6
1969-70	Bill Warner	F	26	216-445	—	97-130	529	20.3
1961-62	Joe Skaisgir	F	26	208-520	—	113-156	529	20.3
1987-88	Anthony Cook	F	38	201-325	0-1	126-176	528	13.9
1975-76	Al Fleming	F	33	207-354	—	113-152	527	16.0
1999-00	Michael Wright	F	34	190-334	1-1	145-203	526	15.5
1999-00	Gilbert Arenas	G	34	187-413	38-130	111-148	523	15.4
2014-15	Stanley Johnson	F	38	174-390	43-116	132-178	523	13.8
1979-80	Joe Nehls	G	27	207-425	—	108-122	522	19.3
1978-79	Larry Demic	C	27	213-373	—	96-151	522	19.3
2019-20	Zeke Nnaji	F	32	179-314	5-17	152-200	515	16.1
1978-79	Joe Nehls	G	27	203-458	—	109-133	515	19.1
2003-04	Hassan Adams	F	30	200-369	38-99	77-105	515	17.2
2015-16	Gabe York	G	34	177-419	98-233	59-78	511	15.0
2015-16	Ryan Anderson	F	33	174-319	2-7	155-208	505	15.3
1960-61	Joe Skaisgir	F	26	199-457	—	107-169	505	19.4
1991-92	Sean Rooks	C	31	181-323	3-5	140-215	505	16.3
1991-92	Chris Mills	F	31	198-391	28-89	80-103	504	16.3
1984-85	Eddie Smith	F	31	174-322	—	152-207	500	16.1

## 400-499 Points In One Season

Season	Name	Pos.	G	FG-FGA	3FG-A	FT-FTA	Pts.	Avg.
2021-22	Azuolas Tubelis	F	36	196-363	10-38	97-145	499	13.9
1985-86	Sean Elliott	F	32	187-385	—	127-167	499	15.6
2006-07	Marcus Williams	F	30	196-397	23-80	82-118	497	16.6
1972-73	Eric Money	G	26	197-415	—	98-122	492	18.9
1990-91	Brian Williams	F	35	195-315	0-0	99-147	489	14.0
2001-02	Luke Walton	F	31	174-370	17-60	122-179	487	15.7
2009-10	Derrick Williams	F	31	162-282	4-16	158-232	486	15.7
2006-07	Chase Budinger	F	31	176-363	50-136	82-97	484	15.6
2003-04	Channing Frye	C	30	193-352	3-5	89-113	478	15.9
1989-90	Jud Buechler	F	32	182-338	25-66	88-115	477	14.9
1987-88	Steve Kerr	G	38	151-270	114-199	61-74	477	12.6
2003-04	Salim Stoudamire	G	30	151-334	78-188	93-117	473	16.3
2002-03	Jason Gardner	G	32	146-372	66-199	114-147	472	14.8
2011-12	Kyle Fogg	G	35	140-333	72-162	120-152	472	13.5
2013-14	Aaron Gordon	F	38	189-382	16-45	76-180	470	12.4
2006-07	Ivan Radenovic	F	31	150-296	19-51	150-172	469	15.1



# YEAR-BY-YEAR LEADERS

## Scoring

Year	Player	G	Pts.	Avg.
2021-22	Benedict Mathurin	37	655	17.7
2020-21	James Akinjo	26	405	15.6
2019-20	Zeke Nnaji	32	515	16.1
2018-19	Brandon Randolph	32	398	12.4
2017-18	Deandre Ayton	35	704	20.1
2016-17	Allonzo Trier	18	310	17.2
2015-16	Ryan Anderson	33	505	15.3
2014-15	Stanley Johnson	38	523	13.8
2013-14	Nick Johnson	38	618	16.3
2012-13	Mark Lyons	35	546	15.6
2011-12	Kyle Fogg	35	472	13.5
2010-11	Derrick Williams	38	741	19.5
2009-10	Derrick Williams	31	496	15.7
2008-09	Chase Budinger	35	630	18.0
2007-08	Jerryd Bayless	30	592	19.7
2006-07	Marcus Williams	30	497	16.6
2005-06	Hassan Adams	31	543	17.5
2004-05	Salim Stoudamire	36	662	18.4
2003-04	Hassan Adams	30	515	17.2
2002-03	Jason Gardner	32	472	14.8
2001-02	Jason Gardner	34	692	20.4
2000-01	Gilbert Arenas	36	582	16.2
1999-2000	Loren Woods	26	405	15.6
1998-99	Jason Terry	29	635	21.9
1997-98	Michael Dickerson	35	630	18.0
1996-97	Michael Dickerson	34	642	18.9
1995-96	Ben Davis	33	469	14.2
1994-95	Damon Stoudamire	30	684	22.8
1993-94	Khalid Reeves	35	848	24.2
1992-93	Chris Mills	28	570	20.4
1991-92	Sean Rooks	31	505	16.3
1990-91	Chris Mills	35	545	15.6
1989-90	Jud Buechler	32	477	14.9
1988-89	Sean Elliott	33	735	22.2
1987-88	Sean Elliott	38	743	19.6
1986-87	Sean Elliott	30	578	19.3
1985-86	Sean Elliott	32	499	15.6
1984-85	Eddie Smith	31	500	16.1
1983-84	Pete Williams	28	407	14.5
1982-83	Frank Smith	28	384	13.7
1981-82	Greg Cook	27	392	14.5
1980-81	Ron Davis	27	529	19.6
1979-80	Joe Nehls	27	522	19.3
1978-79	Larry Demic	27	522	19.3
1977-78	Phil Taylor	26	432	16.6
1976-77	Herman Harris	27	510	20.0
1975-76	Bob Elliott	33	595	18.0
1974-75	Bob Elliott	29	677	23.3
1973-74	Coniel Norman	26	618	23.8
1972-73	Coniel Norman	24	576	24.0
1971-72	Jim Huckestein	26	451	17.3
1970-71	Bill Warner	26	543	20.9
1969-70	Bill Warner	26	529	20.3
1968-69	Bill Warner	26	390	15.0
1967-68	Bill Davis	24	421	17.5
1966-67	Bill Davis	25	284	15.4
1965-66	Ted Pickett	26	429	16.5
1964-65	Warren Rustand	26	368	14.2
1963-64	Albert Johnson	26	395	15.2
1962-63	Albert Johnson	26	336	12.9
1961-62	Joe Skaisgir	26	529	20.3
1960-61	Joe Skaisgir	26	505	19.4
1959-60	Ernie McCray	24	573	23.9
1958-59	Ernie McCray	26	414	15.9
1957-58	Ed Nymeyer	26	408	15.7
1956-57	Ed Nymeyer	26	410	15.7
1955-56	Ed Nymeyer	26	407	15.6
1954-55	Hadie Redd	25	339	13.6
1953-54	Hadie Redd	24	316	13.2
1952-53	Bill Kermmaries	26	359	13.8
1951-52	Bill Kermmaries	27	389	14.1
1950-51	Bob Honea	30	385	12.8
1949-50	Leon Blevins	31	462	14.9
1948-49	Leon Blevins	28	390	13.5
1947-48	Morris Udall	28	371	13.2
1946-47	Link Richmond	24	428	17.9
1945-46	Link Richmond	21	312	14.8
1944-45	Jimmy Steele	18	217	12.1
1943-44	George Genung	13	177	13.6
1942-43	Bob Ruman	22	240	11.4
1941-42	Vince Cullen	22	228	10.4
1940-41	Vince Cullen	18	198	11.0

1939-40	George Jordan	25	231	9.2
1938-39	George Jordan	22	191	8.7
1937-38	Lorry DiGrazia	21	211	10.0
1936-37	Lorry DiGrazia	25	209	8.4
1935-36	Lorry DiGrazia	23	191	8.3
1934-35	Walt Scholtzhauer	17	197	11.6
1933-34	Vince Byrne	27	276	10.2
1932-33	Jack Raffety	23	185	8.0
1931-32	Howard Abbott	20	223	11.2
1930-31	Jack Raffety	9	98	10.9
1929-30	Neal Goodman	21	175	8.4
1928-29	Neal Goodman	23	221	9.6
1927-28	Larry Edwards	14	111	7.9
1926-27	Charles Miller	16	142	8.9
1925-26	Byron Drachman	13	117	9.0
1924-25	Clarence Skousen	11	92	8.4
1923-24	Harold Tovrea	17	294	17.3
1922-23	Harold Tovrea	20	316	15.8
1921-22	A.L. Slonaker	8*	140	7.5
1920-21	A.L. Slonaker	7*	163	23.7

\* Statistics unavailable for 4 games

## Field Goal Percentage

Year	Player	FGM	FGA	Pct.
2021-22	Christian Koloko	183	288	.635
2020-21	Jordan Brown	93	166	.560
2019-20	Zeke Nnaji	179	314	.570
2018-19	Ira Lee	82	133	.617
2017-18	Deandre Ayton	276	451	.612
2016-17	Chance Comanche	89	156	.571
2015-16	Dusan Ristic	94	171	.550
2014-15	Kaleb Tarczewski	123	215	.572
2013-14	Kaleb Tarczewski	128	219	.584
2012-13	Kaleb Tarczewski	84	156	.538
2011-12	Solomon Hill	151	302	.500
2010-11	Derrick Williams	226	380	.595
2009-10	Derrick Williams	162	282	.574
2008-09	Jordan Hill	252	469	.537
2007-08	Jordan Hill	184	297	.620
2006-07	Ivan Radenovic	150	296	.507
2005-06	Kirk Walters	82	140	.586
2004-05	Channing Frye	227	410	.554
2003-04	Channing Frye	193	352	.548
2002-03	Channing Frye	165	290	.569
2001-02	Channing Frye	122	205	.595
2000-01	Michael Wright	202	340	.594
1999-2000	Michael Wright	190	334	.569
1998-99	Michael Wright	135	243	.556
1997-98	Bennett Davison	111	188	.590
1996-97	A.J. Bramlett	108	204	.529
1995-96	Ben Davis	171	313	.546
1994-95	Joseph Blair	142	254	.559
1993-94	Joseph Blair	153	252	.607
1992-93	Chris Mills	211	406	.520
1991-92	Sean Rooks	181	323	.560
1990-91	Brian Williams	195	315	.619
1989-90	Ed Stokes	94	157	.599
1988-89	Anthony Cook	237	377	.629
1987-88	Anthony Cook	201	325	.618
1986-87	Tom Tolbert	156	305	.511
1985-86	Steve Kerr	195	361	.540
1984-85	Pete Williams	145	239	.607
1983-84	Pete Williams	151	250	.604
1982-83	Frank Smith	148	282	.535
1981-82	Frank Smith	156	275	.567
1980-81	Frank Smith	123	230	.535
1979-80	Ron Davis	136	269	.506
1978-79	Larry Demic	213	373	.571
1977-78	Joe Nehls	159	313	.508
1976-77	Bob Elliott	152	276	.551
1975-76	Al Fleming	207	354	.585
1974-75	Al Fleming	215	381	.564
1973-74	Al Fleming	136	269	.506
1972-73	Al Fleming	130	242	.537
1971-72	Lynard Harris	125	256	.488
1970-71	Tom Lee	144	292	.493
1969-70	Bill Warner	216	445	.485
1968-69	Tom Lee	122	239	.468
1967-68	Bill Davis	161	313	.514
1966-67	Bill Davis	141	302	.467
1965-66	Ted Pickett	154	312	.493
1964-65	Warren Rustand	137	372	.504
1963-64	Warren Rustand	120	275	.436
1962-63	Warren Rustand	99	219	.452

1961-62	Joe Skaisgir	208	520	.400
1960-61	Joe Skaisgir	199	457	.435
1959-60	Ernie McCray	198	431	.459
1958-59	Ernie McCray	174	414	.419
1957-58	Ed Nymeyer	146	332	.439
1956-57	Ed Nymeyer	153	298	.513
1955-56	Ed Nymeyer	138	323	.427
1954-55	Jim Brower	92	248	.371
1953-54	Hadie Redd	118	318	.371
1952-53	Jim Brower	93	274	.339
1951-52	Bill Kermmaries	150	370	.408
1950-51	Bob Honea	152	382	.408
1949-50	Bob Honea	148	357	.415
1948-49	Leon Blevins	156	433	.360

## 3-Point FG Percentage (Min. 2 att./game)

Year	Player	FGM	FGA	Pct.
2021-22	Benedict Mathurin	83	225	.369
2020-21	Benedict Mathurin	38	91	.418
2019-20	Max Hazzard	34	89	.382
2018-19	Ryan Luther	45	120	.375
2017-18	Parker Jackson-Cartwright	50	120	.417
2016-17	Kadeem Allen	32	75	.427
2015-16	Gabe York	98	233	.421
2014-15	Gabe York	66	165	.400
2013-14	Gabe York	57	148	.385
2012-13	Grant Jerrett	32	79	.405
2011-12	Brendon Lavender	55	113	.487
2010-11	Jordin Mayes	39	86	.453
2009-10	Jamelle Horne	50	115	.435
2008-09	Nic Wise	66	159	.415
2007-08	Nic Wise	37	77	.481
2006-07	Jawann McClellan	37	98	.378
2005-06	Marcus Williams	30	69	.435
2004-05	Salim Stoudamire	120	238	.504
2003-04	Chris Rodgers	43	102	.422
2002-03	Salim Stoudamire	71	160	.444
2001-02	Salim Stoudamire	73	161	.453
2000-01	Gilbert Arenas	69	166	.416
1999-2000	Jason Gardner	70	193	.363
1998-99	Jason Terry	76	191	.398
1997-98	Michael Dickerson	57	141	.404
1996-97	Miles Simon	45	111	.405
1995-96	Joe McLean	50	119	.420
1994-95	Damon Stoudamire	112	241	.465
1993-94	Khalid Reeves	85	224	.379
1992-93	Chris Mills	56	116	.483
1991-92	Matt Othick	71	158	.449
1990-91	Khalid Reeves	31	67	.463
1989-90	Matt Muehlebach	66	152	.434
1988-89	Sean Elliott	66	151	.437
1987-88	Steve Kerr	114	199	.573
1986-87	Craig McMillian	68	160	.425



# YEAR-BY-YEAR LEADERS

## Free Throw Percentage

Year	Player	FTM	FTA	Pct.
2021-22	Kerr Kriisa	40	49	.816
2020-21	Benedict Mathurin	66	78	.846
2019-20	Nico Mannion	106	133	.797
2018-19	Brandon Williams	86	105	.819
2017-18	Allonzo Trier	160	185	.865
2016-17	Lauri Markkanen	137	164	.835
2015-16	Mark Tollefsen	31	39	.795
2014-15	T.J. McConnell	58	70	.829
2013-14	Nick Johnson	146	187	.781
2012-13	Mark Lyons	125	146	.856
2011-12	Kyle Fogg	120	152	.789
2010-11	Lamont Jones	82	99	.828
2009-10	Nic Wise	137	156	.878
2008-09	Nic Wise	128	151	.848
2007-08	Jerryd Bayless	187	223	.839
2006-07	Ivan Radenovic	150	172	.872
2005-06	Mustafa Shakur	108	134	.806
2004-05	Salim Stoudamire	122	134	.910
2003-04	Chris Rodgers	49	58	.845
2002-03	Salim Stoudamire	70	81	.864
2001-02	Salim Stoudamire	103	114	.904
2000-01	Loren Woods	117	141	.830
1999-2000	Loren Woods	97	128	.758
1998-99	Jason Terry	141	168	.839
1997-98	Miles Simon	144	185	.778
1996-97	Miles Simon	95	126	.754
1995-96	Miles Simon	120	157	.764
1994-95	Damon Stoudamire	128	155	.826
1993-94	Dylan Rigdon	82	92	.891
1992-93	Chris Mills	92	110	.836
1991-92	Khalid Reeves	78	99	.788
1990-91	Matt Othick	77	98	.786
1989-90	Matt Muehlebach	62	76	.816
1988-89	Sean Elliott	195	232	.841
1987-88	Tom Tolbert	151	186	.812
1986-87	Sean Elliott	127	165	.770
1985-86	Steve Kerr	71	79	.899
1984-85	Eddie Smith	152	207	.734
1983-84	Eddie Smith	87	119	.731
1982-83	Brock Brunkhorst	48	63	.762
1981-82	Jack Magno	33	46	.717
1980-81	Robbie Dosty	64	81	.790
1979-80	Joe Nehls	108	122	.885
1978-79	Joe Nehls	109	133	.820
1977-78	Joe Nehls	50	58	.862
1976-77	Herman Harris	73	96	.760
1975-76	Gilbert Myles	63	81	.778
1974-75	Len Gordy	48	61	.787
1973-74	Al Fleming	58	78	.744
1972-73	Coniel Norman	92	111	.829
1971-72	Jim Huckestein	87	113	.771
1970-71	Walt McKinney	57	67	.851
1969-70	Mickey Foster	100	117	.855
1968-69	Mickey Foster	85	102	.833
1967-68	Mickey Foster	59	77	.766
1966-67	Mike Welton	63	80	.788
1965-66	Bob Spahn	73	85	.859
1964-65	Warren Rustand	94	113	.832
1963-64	Warren Rustand	92	114	.807
1962-63	Warren Rustand	78	99	.788
1961-62	Joe Skaisgir	113	156	.718
1960-61	Marv Dutt	61	88	.693
1959-60	Ernie McCray	177	257	.689
1958-59	Ernie McCray*	66	129	.512
	Jim Brittain	33	44	.750
1957-58	Ed Nymeyer	118	146	.794
1956-57	Warren Ridge	71	87	.816
1955-56	Ed Nymeyer	131	177	.740
1954-55	Ernie Oosterveen	67	87	.770
1953-54	John Bruner	102	130	.785
1952-53	John Bruner	65	87	.747
1951-52	Bill Kemmeries	89	120	.742
1950-51	Bob Honea	81	101	.802
1949-50	Leon Blevins	92	117	.786
1948-49	Junior Crum	93	135	.689
1947-48	Junior Crum	79	116	.681
1946-47	Link Richmond	68	107	.636
1945-46	Link Richmond	52	83	.627
1944-45	Jimmy Steele	37	56	.661
1943-44	Dick Dermondy	33	51	.647
1942-43	statistics not available			
1941-42	Bob Ruman	55	78	.705

1940-41	Wilmer Harper	53	76	.697
1939-40	Wilmer Harper	45	62	.726
1938-39	George Jackson	32	57	.561
1937-38	Lorry DiGrazia	41	52	.788
1936-37	Lorry DiGrazia	27	46	.586
1935-36	George Jackson	32	57	.561
1934-35	Ralph Warford	16	29	.552
1933-34	Vince Byrne	68	98	.694
1932-33	Ted Crismon	23	35	.657

\* only player to attain minimum FTM per game

## Rebounding

Year	Player	G	Reb.	Avg.
2021-22	Christian Koloko	37	270	7.3
2020-21	Azuolas Tubelis	26	184	7.1
2019-20	Zeke Nnaji	32	276	8.6
2018-19	Chase Jeter	30	197	6.6
2017-18	Deandre Ayton	35	405	11.6
2016-17	Lauri Markkanen	37	266	7.2
2015-16	Ryan Anderson	33	334	10.1
2014-15	Rondae Hollis-Jefferson	38	260	6.8
2013-14	Aaron Gordon	38	303	8.0
2012-13	Kaleb Tarczewski	35	212	6.1
2011-12	Solomon Hill	35	271	7.7
2010-11	Derrick Williams	38	314	8.3
2009-10	Derrick Williams	31	219	7.1
2008-09	Jordan Hill	34	375	11.0
2007-08	Jordan Hill	34	270	7.9
2006-07	Ivan Radenovic	31	236	7.6
2005-06	Ivan Radenovic	32	203	6.3
2004-05	Channing Frye	37	282	7.6
2003-04	Andre Iguodala	30	253	8.4
2002-03	Channing Frye	32	257	8.0
2001-02	Luke Walton	31	227	7.3
2000-01	Michael Wright	36	281	7.8
1999-2000	Michael Wright	34	297	8.7
1998-99	A.J. Bramlett	29	273	9.4
1997-98	A.J. Bramlett	35	259	7.7
1996-97	A.J. Bramlett	33	229	6.9
1995-96	Ben Davis	33	313	9.5
1994-95	Ray Owes	31	252	8.1
1993-94	Ray Owes	35	285	8.1
1992-93	Chris Mills	28	222	7.9
1991-92	Chris Mills	31	244	7.9
1990-91	Brian Williams	35	273	7.8
1989-90	Jud Buechler	32	264	8.3
1988-89	Anthony Cook	33	238	7.2
1987-88	Anthony Cook	38	269	7.1
1986-87	Anthony Cook	30	217	7.2
1985-86	John Edgar	32	237	7.3
1984-85	Pete Williams	31	265	8.5
1983-84	Pete Williams	28	278	9.9
1982-83	Frank Smith	28	212	7.6
1981-82	Frank Smith	27	205	7.8
1980-81	Robbie Dosty	27	178	6.6
1979-80	Frank Smith	27	162	6.0
1978-79	Larry Demic	27	277	10.3
1977-78	Phil Taylor	26	210	8.1
1976-77	Phil Taylor	27	292	10.8
1975-76	Bob Elliott	33	341	10.3
1974-75	Al Fleming	29	343	11.8
1973-74	Bob Elliott	26	278	10.7
1972-73	Al Fleming	26	257	9.9
1971-72	Lynard Harris	26	245	9.4
1970-71	Eddie Myers	26	239	9.2
1969-70	Tom Lee	26	258	9.9
1968-69	Eddie Myers	27	279	10.3
1967-68	Bill Davis	24	253	10.6
1966-67	Bill Davis	25	192	7.7
1965-66	Mike Aboud	26	219	8.4
1964-65	Albert Johnson	26	234	9.0
1963-64	Albert Johnson	26	286	11.0
1962-63	Albert Johnson	26	253	9.7
1961-62	Joe Skaisgir	26	314	12.1
1960-61	Joe Skaisgir	26	268	10.3
1959-60	Ernie McCray	24	290	12.2
1958-59	Ernie McCray	26	255	9.8
1957-58	Ernie McCray	26	279	10.7
1956-57	Bill Reeves	26	278	10.7
1955-56	Bill Reeves	26	343	13.2
1954-55	Hadie Redd	24	235	9.8
1953-54	Hadie Redd	24	169	7.0
1952-53	Teddy Lazovich	27	169	6.3
1951-52	Jerry Dillon	27	213	7.9
1950-51	Leo Johnson	30	373	12.4

## Assists

Year	Player	G	Ast	Avg.
2021-22	Kerr Kriisa	33	155	4.7
2020-21	James Akinjo	26	141	5.4
2019-20	Nico Mannion	32	169	5.3
2018-19	Justin Coleman	32	120	3.8
2017-18	Parker Jackson-Cartwright	35	156	4.5
2016-17	Parker Jackson-Cartwright	31	127	4.1
2015-16	Kadeem Allen	34	121	3.6
2014-15	T.J. McConnell	38	238	6.3
2013-14	T.J. McConnell	38	202	5.3
2012-13	Nick Johnson	35	112	3.2
2011-12	Solomon Hill	35	91	2.6
2001-11	Kyle Fogg	38	99	2.6
2009-10	Nic Wise	31	103	3.3
2008-09	Nic Wise	35	160	4.6
2007-08	Jerryd Bayless	30	121	4.0
2006-07	Mustafa Shakur	31	215	6.9
2005-06	Mustafa Shakur	33	154	4.7
2004-05	Mustafa Shakur	37	166	4.5
2003-04	Andre Iguodala	30	147	4.9
2002-03	Jason Gardner	32	158	4.9
2001-02	Luke Walton	31	194	6.3
2000-01	Jason Gardner	36	147	4.1
1999-2000	Jason Gardner	34	162	4.8
1998-99	Jason Terry	29	159	5.5
1997-98	Mike Bibby	35	199	5.7
1996-97	Mike Bibby	34	178	5.2
1995-96	Reggie Geary	33	231	7.0
1994-95	Damon Stoudamire	30	220	7.3
1993-94	Damon Stoudamire	35	208	5.9
1992-93	Damon Stoudamire	28	159	5.7
1991-92	Matt Othick	31	160	5.2
1990-91	Matt Othick	35	181	5.3
1989-90	Matt Muehlebach	32	181	5.3
1988-89	Ken Lofton	33	135	4.1
1987-88	Steve Kerr	38	150	3.9
1986-87	Sean Elliott	30	110	3.7
1985-86	Steve Kerr	38	150	3.9
1984-85	Brock Brunkhorst	25	130	5.2
1983-84	Brock Brunkhorst	28	98	3.5
1982-83	Brock Brunkhorst	26	120	4.6
1981-82	Ricky Walker	20	65	3.3
1980-81	Russell Brown	27	166	6.1
1979-80	Russell Brown	27	200	7.4
1978-79	Russell Brown	27	247	9.1
1977-78	Russell Brown	26	197	7.6
1976-77	Gary Harrison	27	128	4.7
1975-76	Jim Rappis	31	105	3.5
1974-75	Gilbert Myles	26	136	5.5
1973-74	Eric Money	20	110	5.5
1972-73	Eric Money	26	96	3.7
1951-52	Roger Johnson	27	86	3.2
1950-51	Leo Johnson	30	146	4.9



# YEAR-BY-YEAR LEADERS

## Steals

Year	Player	G	Steals	Avg.
2021-22	Dalen Terry	37	46	1.2
2020-21	James Akinjo	26	37	1.4
2019-20	Josh Green	30	46	1.5
2018-19	Justin Coleman	32	29	0.9
2017-18	Parker Jackson-Cartwright	35	50	1.4
2016-17	Kadeem Allen	34	53	1.6
2015-16	Kadeem Allen	34	35	1.0
2014-15	T.J. McConnell	38	83	2.2
2012-13	T.J. McConnell	38	64	1.7
2012-13	Nick Johnson	35	68	1.9
2011-12	Kyle Fogg	35	37	1.1
2010-11	Derrick Williams	38	37	0.9
2009-10	Nic Wise	31	54	1.7
2008-09	Nic Wise	35	52	1.5
2007-08	Nic Wise	27	54	2.0
2006-07	Mustafa Shakur	31	47	1.5
2005-06	Hassan Adams	31	82	2.6
2004-05	Hassan Adams	37	69	1.9
2003-04	Andre Iguodala	30	48	1.6
2002-03	Jason Gardner	32	58	1.8
2001-02	Jason Gardner	34	53	1.6
2000-01	Gilbert Arenas	36	65	1.8
1999-2000	Gilbert Arenas	34	71	2.1
1998-99	Jason Terry	29	80	2.8
1997-98	Mike Bibby	35	84	2.4
1996-97	Jason Terry	34	85	2.5
1995-96	Reggie Geary	33	67	2.0
1994-95	Damon Stoudamire	30	52	1.7
1993-94	Khalid Reeves	35	64	1.8
1992-93	Damon Stoudamire	28	45	1.6
1991-92	Khalid Reeves	30	50	1.7
1990-91	Matt Muehlebach	35	58	1.7
1989-90	Matt Muehlebach	32	41	1.3
1988-89	Ken Lofton	33	67	2.0
1987-88	Ken Lofton	38	60	1.6
1986-87	Ken Lofton	30	55	1.8
1985-86	Steve Kerr	32	52	1.6
1984-85	Eddie Smith	31	37	1.2
1983-84	Eddie Smith	28	46	1.6
1982-83	Puntus Wilson	28	44	1.6
1981-82	Greg Cook	27	43	1.6
1980-81	John Smith	27	48	1.8
1979-80	Russell Brown	27	46	1.7
1978-79	Russell Brown	27	50	1.9
1977-78	Russell Brown	26	38	1.5
1976-77	Herman Harris	27	45	1.7
1975-76	Herman Harris	27	34	1.3

## Blocked Shots

Year	Name	G	Blk	Avg.
2021-22	Christian Koloko	37	102	2.8
2020-21	Christian Koloko	26	35	1.3
2019-20	Zeke Nnaji	32	28	0.9
2018-19	Ira Lee	31	23	0.8
2017-18	Deandre Ayton	35	66	1.9
2016-17	Keanu Pinder	35	22	0.6
2015-16	Kaleb Tarczewski	26	36	1.4
2014-15	Rondae Hollis-Jefferson	38	32	0.8
2013-14	Rondae Hollis-Jefferson	38	40	1.1
2012-13	Grant Jerrett	34	33	1.0
2011-12	Angelo Chol	35	29	0.8
2010-11	Derrick Williams	38	26	0.7
2009-10	Jamelle Horne	30	30	1.0
2008-09	Jordan Hill	34	58	1.7
2007-08	Jordan Hill	34	56	1.6
2006-07	Jordan Hill	29	26	0.9
2005-06	Kirk Walters	33	50	1.5
2004-05	Channing Frye	37	85	2.3
2003-04	Channing Frye	30	63	2.1
2002-03	Channing Frye	32	60	1.9
2001-02	Channing Frye	34	50	1.5
2000-01	Loren Woods	29	84	2.9
1999-2000	Loren Woods	26	102	3.9
1998-99	A.J. Bramlett	29	37	1.3
1997-98	A.J. Bramlett	35	36	1.0
1996-97	Bennett Davison	34	33	0.9
1995-96	Reggie Geary	33	24	0.7
1994-95	Joseph Blair	28	31	1.1
1993-94	Joseph Blair	35	37	1.1
1992-93	Ed Stokes	28	37	1.3
1991-92	Ed Stokes	31	41	1.3
1990-91	Sean Rooks	35	43	1.2
1989-90	Ed Stokes	29	49	1.7
1988-89	Anthony Cook	33	84	2.5
1987-88	Anthony Cook	38	75	2.0
1986-87	Anthony Cook	30	69	2.3
1985-86	Anthony Cook	32	50	1.6
1984-85	Pete Williams	31	21	0.7
1983-84	Pete Williams	28	20	0.7
1982-83	Frank Smith	28	23	0.8
1981-82	Frank Smith	27	25	0.9
1980-81	Frank Smith	27	20	0.7
1979-80	Frank Smith	27	16	0.6
1978-79	Larry Demic	27	22	0.8
1977-78	Larry Demic	26	42	1.6
1976-77	Bob Elliott	26	29	1.1
1975-76	Bob Elliott	27	16	0.6



# STATISTICAL MISCELLANEOUS

## ARIZONA IN OVERTIME

	Home	Road	Neutral	Total
Quadruple Overtime	0-0	0-1	0-0	0-1
Triple Overtime	2-1	1-0	0-0	3-1
Double Overtime	5-3	3-2	1-0	8-5
Single Overtime	18-15	19-26	12-7	47-48
<b>Totals</b>	<b>25-19</b>	<b>23-29</b>	<b>13-7</b>	<b>58-55</b>

### Coaches' Overtime Records

Tommy Lloyd	..... 2-0 (1.000) - active
Russ Pennell	..... 1-0 (1.000)
Fred Snowden	..... 11-6 (.647)
Lute Olson	..... 23-17 (.575)
Sean Miller	..... 14-11 (.560)
Bruce Larson	..... 5-7 (.417)
Kevin O'Neill	..... 1-2 (.333)
Fred A. Enke	..... 4-11 (.267)
Ben Lindsey	..... 0-1 (.000)

### Four Overtimes

Date	Opponent	Result
1/9/2016	USC	L, 101-103

### Three Overtimes

Date	Opponent	Result
2/3/1965	Bradley	W, 85-83
12/20/1965	Colorado	W, L 73-77
2/23/1973	Utah	W, 101-95
2/5/2011	at California	W, 107-105

### Two Overtimes

Date	Opponent	Result
2/20/1926	at USC	L, 28-30
2/4/1966	New Mexico	W, 83-77
12/4/1979	Midwestern	W, 93-85
1/12/1986	California	W, 79-72
1/22/1987	California	L, 81-82
2/24/1991	Duke	W, 103-96
3/2/1995	at Washington State	W, 114-111
3/11/1995	Arizona State	L, 98-103
3/22/2003	vs. Gonzaga	W, 96-95
12/31/2005	at Washington	W, 96-95
12/2/2009	UNLV	L, 72-74
3/6/2010	USC	W, 86-84
2/14/14	at Arizona State	L, 66-69
1/2/21	at Washington State	W, 86-82

### Single Overtime

Date	Opponent	Result
1/15/1927	at USC	L, 21-26
2/2/1928	vs. Coggins	W, 39-38
1/16/1931	Tucson Sporting Goods	L, 30-31
1/17/1931	Tucson Sporting Goods	W, 32-28
1/28/1933	New Mexico State	L, 36-38
2/2/1937	New Mexico	L, 30-32
1/28/1946	at Northern Arizona	L, 53-54
2/28/1949	at UTEP	L, 69-70
3/6/1953	at Hardin-Simmons	L, 61-67
3/2/1955	Arizona State	L, 103-104
12/21/1955	Memphis State	L, 92-98
2/13/1956	UTEP	L, 84-85
1/28/1957	at Northern Arizona	W, 103-93
12/27/1960	at UC-Santa Barbara	W, 80-75
1/13/1962	at UTEP	L, 56-57
1/5/1963	at New Mexico State	W, 63-59
1/11/1963	Utah	L, 50-52
1/7/1965	at Wyoming	W, 62-60
12/30/1965	Seattle	L, 74-79
2/10/1966	at UTEP	L, 72-81
12/9/1967	at UTEP	L, 66-67
12/7/1968	at Texas Tech	W, 85-80
2/22/1969	Wyoming	L, 67-68
12/16/1972	Northern Illinois	W, 91-90
1/4/1975	at Texas Tech	W, 62-61
1/10/1975	at Utah	L, 74-75
2/14/1976	at Brigham Young	L, 74-79
2/20/1976	New Mexico	W, 67-65
3/18/1976	vs. Nevada-Las Vegas	W, 114-109
11/26/1976	Arizona State	W, 92-91
3/5/1977	at Arizona State	L, 89-95
2/4/1978	at Arizona State	L, 64-69
11/27/1978	at Northwestern	W, 83-80
2/10/1979	Oregon	W, 69-67

1/31/1980	Stanford	W, 95-88
1/8/1981	Washington	L, 57-60
2/7/1981	Washington	W, 68-66
2/13/1981	USC	L, 59-60
2/24/1983	at Oregon	L, 57-63
12/27/1983	vs. Texas Tech	W, 51-49
12/28/1983	at UTEP	L, 49-51
2/23/1984	Oregon	W, 75-67
1/18/1986	at Miami, Fla.	W, 81-74
1/23/1986	Oregon State	W, 63-62
1/30/1986	at Washington State	L, 63-65
1/3/1987	at Oregon	L, 54-55
3/6/1987	vs. Oregon	L, 63-72
3/13/1987	UTEP (NCAA)	L, 91-98
2/20/1988	at UCLA	W, 78-76
1/2/1990	California	W, 71-70
2/10/1991	at UCLA	W, 105-94
1/14/1995	at Stanford	W, 89-83
2/1/1996	Washington	L, 79-80
12/21/1996	at Michigan	L, 71-73
1/18/1997	at UCLA	L, 78-84
3/23/1997	vs. Providence (NCAA)	W, 96-92
3/31/1997	vs. Kentucky (NCAA)	W, 84-79
3/5/1998	at USC	L, 90-91
11/28/1999	at Brigham Young	W, 78-74
2/15/2001	at UCLA	L, 77-79
1/26/2002	Connecticut	L, 98-100
2/2/2002	at Stanford	W, 88-82
2/6/2003	at Washington	W, 88-85
3/13/2003	vs. UCLA	L, 89-96
11/24/2004	vs. Michigan	W, 61-60
2/24/2005	at Washington State	W, 57-56
3/26/2005	vs. Illinois (NCAA)	L, 89-90
11/23/2005	vs. Michigan State	L, 71-74
12/21/2005	Western Kentucky	W, 86-81
1/19/2006	Stanford	W, 90-81
1/6/2007	at Washington State	L, 73-77
3/3/2006	at Stanford	W, 85-80
11/25/2007	at Kansas	L, 72-76
12/8/2007	vs. Illinois	W, 78-72
1/9/2008	at Arizona State	L, 59-64
1/24/2009	Houston	W, 96-90
11/24/2009	vs. Colorado	W, 91-87
12/21/2009	Lipscomb	W, 83-82
3/12/2011	vs. Washington	L, 75-77
12/7/2011	at Florida	L, 72-78
1/12/2012	Oregon State	W, 81-73
1/3/2013	Colorado	W, 92-83
2/19/2014	at Utah	W, 67-63
3/29/2014	vs. Wisconsin (NCAA)	L, 63-64
12/6/2014	Gonzaga	W, 66-63
11/26/2015	vs. Santa Clara	W, 75-73
3/11/2016	vs. Oregon	L, 89-95
12/2/2017	at UNLV	W, 91-88
2/22/2018	at Oregon State	W, 75-65
2/24/2018	at Oregon	L, 93-98
3/9/2018	vs. UCLA	W, 78-67
1/5/2019	vs. Utah	W, 84-81
1/31/2019	at Arizona State	L, 88-95
1/9/2020	at Oregon	L, 73-74
2/22/2020	Oregon	L, 72-73
11/19/21	vs. Wichita State	W, 82-78
3/20/22	vs. TCU	W, 85-80

## ARIZONA'S 100-POINT GAMES

Score	Opponent	Date
133-78	vs. Duquesne	11/27/1987
127-99	Arizona State	1/15/1998
125-87	Kansas State	12/30/1997
122-81	Northern Arizona	12/18/1991
122-80	Austin Peay	11/14/1990
122-92	Utah	2/23/1974
119-95	Michigan	12/30/1993
119-80	Midwestern	12/11/1975
118-54	Robert Morris	12/28/1996
118-90	Brigham Young	2/21/1974
118-66	Eastern New Mexico	12/13/1960
117-85	SMU	12/30/1976
116-80	Arizona State	2/18/1993
116-61	Washington	12/20/1988
115-53	Morgan State	11/20/1997
115-55	Adams State	12/8/1976
114-111	at Washington State (2ot)	3/2/1995
114-89	UNLV	1/24/1978
114-109	UNLV (NCAA) (ot)	3/18/1976
114-94	Portland State	1/27/1976
113-85	Brigham Young	1/22/1977
112-81	Washington	2/5/1998
111-83	Jackson State	12/14/1996
111-98	at Oregon State	1/28/1995
111-84	Fordham	12/28/1993
110-91	at Washington	1/10/1998
110-71	at Washington	12/20/1987
110-78	at San Diego State	12/4/1986
110-65	Pepperdine	12/23/1977
109-75	Oregon State	1/22/2004
109-74	Arizona State	2/23/1989
108-76	Arizona State	1/10/1996
108-92	Butler	12/5/1970
107-105	at California (3ot)	2/5/2011
107-83	at UCLA	2/14/2004
107-91	Liberty	12/28/2003
107-73	Northern Arizona	11/24/2003
107-68	Western Kentucky	11/23/2002
107-88	at Alaska-Anchorage	11/25/1994
107-68	USC	1/9/1992
107-65	Oregon	3/9/1991
107-75	San Francisco State	12/15/1984
107-88	New Mexico	12/22/1978
107-113	at Illinois	11/28/1977
107-97	Colorado State	2/28/1975
106-97	Washington	1/29/2009
106-81	Arizona State	3/7/2004
106-70	UCLA	2/13/2003
106-79	Baylor	11/29/1993
106-82	Loyola-Chicago	12/28/1988
106-76	Detroit	1/10/1976
106-121	at Utah	1/19/1974
105-75	Manhattan	2/21/2004
105-61	at USC	2/17/2001
105-94	at UCLA (ot)	2/10/1991
105-85	Hawaii-Pacific	12/10/1986
105-110	Arizona State	2/17/1973
105-68	DePauw	1/4/1971
104-67	Long Beach State	11/24/2019
104-65	Oregon	3/3/2001
104-56	at Oregon	2/27/1992
104-53	Oregon	1/30/1992
104-71	Hawaii-Hilo	1/2/1986
104-90	Brigham Young	2/18/1978
104-84	Cal State-Los Angeles	2/6/1960
103-78	UMBC	1/12/17
103-82	Washington	3/2/1997
103-80	Rutgers	12/30/1991
103-65	at Oregon State	2/28/1991
103-96	Duke (2ot)	2/24/1991
103-68	at USC	2/18/1988
103-61	UC-Riverside	12/12/1980
103-85	Northern Illinois	11/29/1974
103-93	at Northern Arizona (ot)	1/28/1957
103-104	Arizona State (ot)	3/2/1955
102-87	New Mexico State	11/19/2006
102-77	Iowa State	12/29/1990
102-64	UCLA	2/18/1989
102-98	Utah	1/20/1977
102-96	vs. Purdue	3/15/1975
102-88	Evansville	12/17/1968
101-67	Northern Arizona	11/10/17
101-103	at USC (4ot)	1/9/2016
101-64	Oakland	12/16/2014
101-87	Stanford	3/7/2009
101-79	Northern Arizona	11/15/2006
101-66	Northern Arizona	11/27/2002
101-76	Eastern Illinois (NCAA)	3/16/2001
101-41	Saint Mary's	12/2/2000
101-87	Gonzaga	11/29/2000
101-77	USC	2/15/1997
101-73	at Arizona State	2/27/1988
101-69	Cal. State-Hayward	11/28/1980
101-80	Idaho	12/13/1973
101-79	San Diego State	12/11/1973
101-80	Illinois	11/30/1973
101-95	Utah (3 ot)	2/23/1973
101-62	Hardin-Simmons	1/4/1962





# STATISTICAL MISCELLANEOUS

100-70	..... Georgia Southern	11/29/2018
100-72	..... at Washington State	1/31/2018
100-82	..... North Dakota	3/16/2017
100-50	..... Fairleigh Dickinson	11/18/2013
100-60	..... Bryant	12/22/2011
100-87	..... at Oregon	2/19/2004
100-86	..... Washington State	2/27/1997
100-56	..... Oregon State	1/29/1994
100-77	..... California	3/5/1992
100-63	..... California	2/21/1991
100-64	..... at Northern Arizona	12/5/1990
100-94	..... Brigham Young	2/24/1973
100-77	..... San Jose State	12/18/1970
100-77	..... at UTEP	2/27/1960

\* Arizona's first 100-point game

### 100-Point Notes

- UA is 106-5 (.955) in games in which it tops the 100-point plateau.
- UA has accomplished the feat 74 times since 1983-84.
- Most times accomplished in a season: 8 (1990-91)
- Opponents have scored 100 points against Arizona 44 times.

### Highest Combined Score

227	..... at Utah 121, Arizona 106	1/19/1974
	..... at New Mexico 129, Arizona 98	1/26/1979
226	..... Arizona 127, Arizona State 99	1/15/1998
225	..... Arizona 114, at Washington State 111 (2ot)	3/2/1995
223	..... Arizona 114, UNLV 109 (ot NCAA)	3/18/1976
220	..... at Illinois 113, Arizona 107	11/28/1977
215	..... Arizona State 110, Arizona 105	2/17/1973
214	..... Arizona 122, Utah 92	2/23/1974
	..... Arizona 119, Michigan 95	12/30/1993

### Largest Margin of Victory

64	..... Robert Morris, 118-54	12/28/1996
62	..... Morgan State, 115-53	11/20/1997
60	..... Adams State, 115-55	12/8/1976
	..... Saint Mary's, 101-41	12/2/2000
57	..... Northern Arizona, 84-28	2/2/1943
55	..... Idaho, 95-40	12/4/1976
	..... vs. Duquesne, 133-78	11/27/1987
52	..... Eastern New Mexico, 118-66	12/13/1960
51	..... Oregon, 104-53	1/30/1992
50	..... Omaha, 99-49	12/11/2019

### Largest Margin of Defeat

74	..... at Utah, 45-119	12/9/1955
53	..... at Air Force, 62-115	2/28/1959
	..... at UCLA, 58-111	3/10/1983
45	..... at UCLA, 45-90	12/11/1953
44	..... at California, 46-90	12/27/1958
43	..... vs. Ohio State, 47-90	12/29/1971

## Composite Pacific-12 Conference Standings, 2011-12 to present

	Years	Overall			Pac-12		
		W	L	Pct.	W	L	Pct.
<b>ARIZONA</b>	<b>2011-present</b>	<b>289</b>	<b>90</b>	<b>.763</b>	<b>144</b>	<b>58</b>	<b>.713</b>
Oregon	2011-present	279	107	.723	136	64	.680
UCLA	2011-present	246	127	.660	128	73	.637
Colorado	2011-present	230	141	.620	110	92	.545
Stanford	2011-present	205	157	.566	98	104	.485
USC	2011-present	203	162	.556	94	108	.465
Utah	2011-present	194	159	.550	95	106	.473
Arizona State	2011-present	189	162	.538	94	105	.472
Washington	2011-present	188	169	.527	93	109	.460
California	2011-present	179	180	.499	84	118	.416
Oregon State	2011-present	167	186	.473	72	130	.356
Washington State	2011-present	152	200	.432	60	141	.299

## Composite Pacific-10 Conference Standings, 1978-2011

	Years	Overall			Pac-10		
		W	L	Pct.	W	L	Pct.
<b>ARIZONA</b>	<b>1978-2011</b>	<b>732</b>	<b>312</b>	<b>.694</b>	<b>400</b>	<b>194</b>	<b>.673</b>
UCLA	1978-2011	731	315	.699	411	183	.692
Stanford	1978-2011	615	396	.608	321	273	.540
California	1978-2011	549	446	.552	282	312	.475
Washington	1978-2011	546	449	.549	285	309	.480
Arizona State	1978-2011	526	464	.531	265	329	.446
USC	1978-2011	521	463	.529	278	316	.468
Oregon State	1978-2011	500	470	.515	268	326	.451
Oregon	1978-2011	513	501	.506	246	348	.414
Washington State	1978-2011	483	490	.496	227	367	.382

## Composite Western Athletic Conference Standings, 1962-78

	Years	Overall			WAC		
		W	L	Pct.	W	L	Pct.
New Mexico	1962-78	288	139	.674	107	89	.546
Utah	1962-78	270	162	.625	109	87	.556
<b>ARIZONA</b>	<b>1962-78</b>	<b>241</b>	<b>184</b>	<b>.567</b>	<b>98</b>	<b>98</b>	<b>.500</b>
Arizona State	1962-78	237	192	.552	99	97	.505
Brigham Young	1962-78	231	192	.546	105	91	.536
Wyoming	1962-78	221	214	.508	73	123	.372
Texas-El Paso	1969-78	147	86	.631	66	60	.524
Colorado State	1969-78	124	106	.539	57	69	.452

## Composite Border Conference Standings, 1931-61\*

	Years	Overall			Border		
		W	L	Pct.	W	L	Pct.
<b>ARIZONA</b>	<b>1931-61</b>	<b>398</b>	<b>275</b>	<b>.591</b>	<b>231</b>	<b>144</b>	<b>.616</b>
New Mexico State	1931-61	366	291	.557	183	182	.501
Texas Tech	1931-39, '41-56	306	203	.601	176	101	.635
Arizona State	1931-61	302	216	.583	186	205	.476
West Texas State	1941-61	233	188	.553	135	98	.579
Texas-El Paso	1935-61	232	302	.434	130	196	.399
Hardin-Simmons	1941-61	197	253	.438	94	142	.398
New Mexico	1931-51	183	207	.469	134	156	.462
Northern Arizona	1931-53	177	215	.452	124	163	.432

\* Does not include 1942-43 and 1943-44 seasons. No official conference championship was awarded due to World War II travel restrictions.

NOTE: Records above reflect on-court results only. Vacated or forfeited games due to NCAA infractions by any school listed above are not included.



# RING OF HONOR & RECOGNIZED NUMBERS

## ARIZONA'S RING OF HONOR

A total of 30 Wildcats have earned entry into McKale Center's Ring of Honor, the display of names that begins in the southeast corner of the building's rafters.

In order to join this elite group, players must meet at least one of the following six criteria:

- 1.) First-team All-America recognition by one or more of the major national organizations or media;
- 2.) Major national "player of distinction," i.e. the Wooden Award or other honor of significance;
- 3.) Pac-12 Player of the Year or Pac-12 Freshman of the Year;
- 4.) Arizona career leader in three or more major positive career categories at the conclusion of his collegiate career and must hold the career record for a minimum of five years (excluding single-game records);
- 5.) Ten or more years of experience in the NBA or selection as an All-Star or an All-Pro;
- 6.) Olympic medalist.

Here are the 31 players listed in order of enshrinement:

1. Bob Elliott, C, 1974-77
2. Steve Kerr, G, 1984-88
3. Sean Elliott, G/F, 1986-89
4. Jud Buechler, F, 1987-90
5. Sean Rooks, C, 1989-92
6. Chris Mills, F/G, 1991-93
7. Khalid Reeves, G, 1991-94
8. Damon Stoudamire, G, 1992-95
9. Miles Simon, G, 1995-98
10. Jason Terry, G, 1996-99
11. Mike Bibby, G, 1997-98
12. Michael Wright, F, 1999-2001
13. Richard Jefferson, F, 1999-2001
14. Jason Gardner, G, 2000-03
15. Luke Walton, F, 2000-03
16. Salim Stoudamire, G, 2002-05
17. Gilbert Arenas, G, 2000-01
18. Channing Frye, C, 2002-05
19. Chase Budinger, F, 2007-09
20. Derrick Williams, F, 2010-11
21. Andre Iguodala, F, 2003-04
22. Aaron Gordon, F, 2014
23. Nick Johnson, G, 2012-14
24. Stanley Johnson, G, 2015
25. Jerryd Bayless, G, 2008
26. Deandre Ayton, F, 2018
27. Albert "Al" Fleming, F, 1972-76^
28. Ernie McCray, F, 1958-60^
29. Zeke Nnaji, 2020^
30. Josh Green, 2020^
31. Benedict Mathurin, 2022^

^ - expected to hold official induction ceremony during 2022-23 season

## RECOGNIZED NUMBERS

In addition to the prestigious Ring of Honor that hangs in the rafters of McKale Center, several jersey numbers from the rich history of Arizona Basketball have been recognized. Recognition is only for student-athletes and letterwinners who meet the following criteria are eligible to have their jersey recognized. All nominations are vetted by the ICA Heritage Committee.

1. Must already be inducted into the University of Arizona Sports Hall of Fame as an individual
2. Must meet one of the following criteria:
  - Received a national player of the year award
  - Received a major national "athlete of the year" honor
  - Named Most Outstanding Player at an NCAA Division I Championship for Men's Basketball, Women's Basketball or Volleyball

The following recognized numbers are hanging from the rafters of McKale Center.

**10**

**Mike Bibby (1997-98)**

Basketball Weekly National Freshman of the Year

**22**

**Jason Gardner (2000-03)**

National Freshman of the Year (Multiple Publications)

**25**

**Steve Kerr (1984-88)**

Most Courageous Player Award

**31**

**Jason Terry (1996-99)**

National Player of the Year (Multiple Publications)

**32**

**Sean Elliott (1986-89)**

National Player of the Year (Multiple Publications)

**34**

**Miles Simon (1995-98)**

Most Outstanding Player of a Final Four

*NOTE: Recognized numbers are still eligible to be worn by current members of the Arizona basketball program*



# HONORS

## National Player of the Year

- 1987-88 Steve Kerr (USBWA Most Courageous Athlete)
- 1988-89 Sean Elliott (Wooden Award, AP, Kodak/NABC, Chevrolet/CBS-TV, Basketball Times, Basketball Weekly, Lapchick Trophy/Hall of Fame, Hoop Scoop, All-Star Sports Report)
- 1998-99 Jason Terry (Sports Illustrated, CBS/Chevrolet, Rawlings/Basketball Times)
- 2002-03 Jason Gardner (Frances Pomeroy Naismith/Basketball Hall of Fame)

## National Freshman of the Year

- 1996-97 Mike Bibby (Basketball Weekly)
- 1999-2000 Jason Gardner (Basketball Times, USBWA, ESPN.com)

## Karl Malone Power Forward of the Year

- 2017-18 Deandre Ayton

## Julius Erving Small Forward of the Year

- 2014-15 Stanley Johnson

## All-America

- 1950-51 Roger Johnson (3rd, Helms Foundation)
- 1975-76 Bob Elliott (3rd, Basketball Weekly; Helms Foundation/Citizen's Savings)
- 1976-77 Bob Elliott (1st, Helms Foundation/Citizen's Savings)
- 1987-88 Sean Elliott (Consensus)
- Steve Kerr (2nd, Associated Press; 3rd, NABC)
- 1988-89 Sean Elliott (Consensus)
- 1990-91 Chris Mills (HM, Associated Press)
- Brian Williams (HM, Associated Press)
- 1991-92 Chris Mills (HM, Associated Press)
- Sean Rooks (HM, Associated Press)
- 1992-93 Chris Mills (2nd, Basketball Weekly; 3rd, Basketball Times, NABC, Associated Press, UPI)
- 1993-94 Khalid Reeves (1st, John Wooden; 2nd, Associated Press, The Sporting News, USBWA, Basketball Weekly; 3rd, NABC)
- Damon Stoudamire (HM, Associated Press, Basketball Weekly, USBWA)
- 1994-95 Damon Stoudamire (Consensus)
- 1996-97 Michael Dickerson (HM, Associated Press)
- 1997-98 Mike Bibby (Consensus)
- Miles Simon (1st, Associated Press, John Wooden, The Sporting News, NABC; 2nd, Basketball Times)
- Michael Dickerson (3rd, Associated Press)
- 1998-99 Jason Terry (1st, Associated Press, The Sporting News, Basketball News; 2nd, John Wooden, NABC)
- 1999-2000 Jason Gardner (3rd, Basketball Times)
- Loren Woods (HM, Associated Press)
- Michael Wright (HM, Associated Press)
- 2000-01 Michael Wright (3rd, Associated Press, ESPN.com)
- Gilbert Arenas (3rd, ESPN.com; HM, Associated Press)
- Jason Gardner (HM, Associated Press)
- Loren Woods (HM, Associated Press)
- 2001-02 Jason Gardner (2nd, cnsi.com, Basketball America; 3rd, Associated Press, NABC)
- Luke Walton (1st, John Wooden, collegehoopsinsider.com; 2nd, The Sporting News, Basketball News; 3rd, Basketball Times)
- 2002-03 Jason Gardner (1st, John Wooden; 2nd, Associated Press, NABC, USBWA; 3rd, foxsports.com)
- Luke Walton (HM, Associated Press)
- 2003-04 Andre Iguodala (HM, Associated Press)
- 2004-05 Channing Frye (2nd, Basketball Times)
- Salim Stoudamire (1st, John Wooden; 2nd, USBWA, Associated Press)
- 2007-08 Jerryd Bayless (2nd, Sports Illustrated, ESPN.com)
- 2008-09 Jordan Hill (3rd, The Sporting News; HM, Associated Press)
- Chase Budinger (HM, Associated Press)
- 2010-11 Derrick Williams (1st, Sports Illustrated, John R. Wooden; 2nd, USBWA, Associated Press, NBAC, The Sporting News, Basketball Times, foxsports.com)
- 2013-14 Nick Johnson (1st, NABC, Sporting News, USBWA, John R. Wooden; 2nd, Associated Press)
- Aaron Gordon (3rd, Sporting News)
- 2014-15 Stanley Johnson (3rd, NABC)
- 2016-17 Lauri Markkanen (3rd, NABC, AP, Sporting News, USA Today)
- 2017-18 Allonzo Trier (HM, Associated Press)
- Deandre Ayton (Consensus)
- 2021-22 Benneidct Mathurin (2nd team, consensus)

## USBWA Freshman All-America

- 2014-15 Stanley Johnson

## NCAA All-Final Four Team

- 1987-88 Sean Elliott
- 1996-97 Miles Simon (MOP)
- Mike Bibby
- 2000-01 Richard Jefferson
- Loren Woods

## NCAA All-Regional

- 1975-76 Jim Rappis (West)
- 1987-88 Sean Elliott (West, MOP)
- Steve Kerr (West)
- Tom Tolbert (West)
- 1990-91 Brian Williams (West)
- 1993-94 Khalid Reeves (West, MOP)
- Damon Stoudamire (West)
- Miles Simon (Southeast, MOP)
- Mike Bibby (Southeast)
- 1997-98 Mike Bibby (West)
- 2000-01 Gilbert Arenas (Midwest, MOP)
- Jason Gardner (Midwest)
- Richard Jefferson (Midwest)
- Loren Woods (Midwest)
- 2002-03 Jason Gardner (West)
- Luke Walton (West)
- 2004-05 Hassan Adams (Chicago)
- Channing Frye (Chicago)
- Salim Stoudamire (Chicago)
- 2010-11 Derrick Williams (West)
- Jesse Perry (West)
- 2012-13 Mark Lyons (West)
- 2013-14 Aaron Gordon (West)
- Nick Johnson (West)
- 2014-15 Rondae Hollis-Jefferson (West)
- T.J. McConnell (West)

## Pacific-12 Conference

### Player of the Year

- 2013-14 Nick Johnson
- 2017-18 Deandre Ayton
- 2021-22 Benneidct Mathurin

## Pacific-12 Conference

### Freshman of the Year

- 2013-14 Aaron Gordon
- 2014-15 Stanley Johnson
- 2017-18 Deandre Ayton
- 2019-20 Zeke Nnaji

## Pacific-10 Conference

### Player of the Year

- 1987-88 Sean Elliott
- 1988-89 Sean Elliott
- 1992-93 Chris Mills
- 1994-95 Damon Stoudamire (co)
- 1997-98 Mike Bibby
- 1998-99 Jason Terry
- 2010-11 Derrick Williams

## Pacific-10 Conference

### Freshman of the Year

- 1985-86 Sean Elliott
- 1996-97 Mike Bibby
- 1998-99 Michael Wright
- 2001-02 Salim Stoudamire
- 2006-07 Chase Budinger
- 2009-10 Derrick Williams

## All-Pac-12 Conference (30)

- 2011-12 Kyle Fogg, G (1st)
- Solomon Hill, F (1st)
- Jesse Perry, F (hm)
- 2012-13 Solomon Hill, F (1st)
- Mark Lyons, G (1st)
- 2013-14 Aaron Gordon, F (1st)
- Nick Johnson, G (1st)
- T.J. McConnell, G (2nd)
- 2014-15 Rondae Hollis-Jefferson, F (1st)
- Stanley Johnson, F (1st)
- T.J. McConnell, G (1st)
- Brandon Ashley, F (hm)
- 2015-16 Ryan Anderson, F (1st)
- Kaleb Tarczewski, C (2nd)

- Gabe York, G (2nd)
- 2016-17 Lauri Markkanen, F (1st)
- Kadeem Allen, G (2nd)
- Allonzo Trier, G (2nd)
- 2017-18 Deandre Ayton (1st)
- Allonzo Trier (1st)
- Dusan Ristic (2nd)
- Rawle Alkins (hm)
- 2019-20 Zeke Nnaji (1st)
- Nico Mannion (2nd)
- 2020-21 James Akinjo (1st)
- Azuolas Tubelis (hm)
- 2021-22 Benneidct Mathurin (1st)
- Azuolas Tubelis (1st)
- Christian Koloko (1st)
- Dalen Terry (hm)

## All-Pacific-10 Conference

- 1978-79 Larry Demic, C
- Joe Nehls, G (2nd)
- Russell Brown, G (hm)
- 1979-80 Joe Nehls, G
- 1980-81 Ron Davis, G
- 1981-82 Frank Smith, F (hm)
- 1983-84 Pete Williams, C
- 1984-85 Pete Williams, C
- Eddie Smith, F
- Brock Brunkhorst, G (hm)
- 1985-86 Steve Kerr, G
- 1986-87 Sean Elliott, F
- 1987-88 Sean Elliott, F
- Steve Kerr, G
- Anthony Cook, C
- 1988-89 Sean Elliott, F
- Anthony Cook, C
- Jud Buechler, F
- 1989-90 Brian Williams, F
- 1990-91 Chris Mills, F
- 1991-92 Sean Rooks, C
- Chris Mills, F
- 1992-93 Damon Stoudamire, G
- 1993-94 Khalid Reeves, G
- Damon Stoudamire, G
- 1994-95 Damon Stoudamire, G
- Ray Owes, F
- Joseph Blair, C (hm)
- 1995-96 Ben Davis, F/C
- Reggie Geary, G
- Miles Simon, G (hm)
- 1996-97 Michael Dickerson, F
- Mike Bibby (hm)
- Miles Simon (hm)
- 1997-98 Mike Bibby, G
- Michael Dickerson, F
- Miles Simon, G
- 1998-99 Jason Terry, G
- A.J. Bramlett, C
- Michael Wright, F
- 1999-2000 Michael Wright, F
- Loren Woods, C
- Jason Gardner, G
- Gilbert Arenas, G (hm)
- 2000-01 Gilbert Arenas, G
- Michael Wright, F
- 2001-02 Jason Gardner, G
- Luke Walton, F
- 2002-03 Jason Gardner, G
- Luke Walton, F
- 2003-04 Channing Frye, C
- Andre Iguodala, F
- Hassan Adams, F (hm)
- Salim Stoudamire, G (hm)
- 2004-05 Channing Frye, C
- Salim Stoudamire, G
- Hassan Adams, G (hm)
- 2005-06 Hassan Adams, G
- Ivan Radenovic, F (hm)
- 2006-07 Marcus Williams, F
- Ivan Radenovic, F (hm)
- Mustafa Shakur, G (hm)
- 2007-08 Jerryd Bayless, G (2nd)
- Chase Budinger, F (3rd)
- Jordan Hill, F (hm)
- 2008-09 Chase Budinger, F (1st)
- Jordan Hill, F (1st)



# HONORS

2009-10 Nic Wise, G (2nd)  
 Nic Wise, G (1st)  
 Derrick Williams, F (1st)  
 2010-11 Derrick Williams, F (1st)  
 Lamont Jones, G (hm)

**Pac-12 Conference All-Freshmen**

2011-12 Nick Johnson, G  
 Josiah Turner, G (hm)  
 2012-13 Kaleb Tarczewski, C (hm)  
 2013-14 Aaron Gordon, F  
 Rondae Hollis-Jefferson, F  
 2014-15 Stanley Johnson, F  
 2015-16 Allonzo Trier, G  
 2016-17 Rawle Alkins, G  
 Lauri Markkanen, F  
 2017-18 Deandre Ayton, F  
 2019-20 Zeke Nnaji, F  
 Nico Mannion, G  
 2020-21 Benedict Mathurin, G  
 Azuolas Tubelis, F

**Pac-12 Conference All-Defensive**

2011-12 Kyle Fogg, G  
 2012-13 Nick Johnson, G (hm)  
 2013-14 Nick Johnson, G  
 T.J. McConnell, G  
 2014-15 Rondae Hollis-Jefferson, F  
 T.J. McConnell, G  
 2015-16 Kaleb Tarczewski, C  
 2016-17 Kadeem Allen, G  
 2017-18 Deandre Ayton, F  
 2019-20 Dylan Smith, G (hm)  
 2021-22 Christian Koloko, C (1st, DPOY)  
 Dalen Terry, G

**Pac-12 Conference Sixth Man of the Year**

2020-21 Jordan Brown, F  
 2021-22 Pelle Larsson, G

**Pacific-10 Conference All-Freshman**

1981-82 Brock Brunkhorst, G  
 1983-84 Michael Tait, G  
 1985-86 Sean Elliott, F  
 1988-89 Sean Rooks, C  
 Matt Othick, G  
 1990-91 Khalid Reeves, G  
 1991-92 Damon Stoudamire, G  
 1994-95 Miles Simon, G (hm)  
 1995-96 A.J. Bramlett, F (hm)  
 Jason Terry, G (hm)  
 1996-97 Mike Bibby, G  
 1998-99 Micheal Wright, F  
 Richard Jefferson, F  
 Ruben Douglas, G (hm)  
 1999-2000 Jason Gardner, G  
 Gilbert Arenas, G  
 Luke Walton, F (hm)  
 2001-02 Salim Stoudamire, G  
 Channing Frye, C  
 2002-03 Hassan Adams, G  
 Andre Iguodala, F  
 2003-04 Mustafa Shakur, G  
 Ivan Radenovic, F (hm)  
 2005-06 Marcus Williams, F  
 2006-07 Chase Budinger, F  
 2007-08 Jerryd Bayless, G  
 2008-09 Kyle Fogg, G (hm)  
 2009-10 Derrick Williams, F  
 2010-11 Jordin Mayes, G (hm)

**Pacific-12 Conference All-Academic**

2013-14 Kaleb Tarczewski, C (hm)  
 2018-19 Chase Jeter, C  
 2019-20 Stone Gettings, F  
 2021-22 Jordan Mains, F

**Pacific-12 Conference Scholar-Athlete of the Year**

2019-20 Stone Gettings, F

**Pacific-10 Conference All-Academic**

1978-79 Joe Nehls, G  
 1979-80 Joe Nehls, G  
 1981-82 Jack Magno, F  
 1985-86 Steve Kerr, G

1987-88 Steve Kerr, G  
 1988-89 Matt Muehlebach, G  
 1989-90 Matt Muehlebach, G  
 1990-91 Matt Muehlebach, G  
 1993-94 Kevin Flanagan, F  
 1999-2000 Josh Pastner, G (2nd)  
 2000-01 Eugene Edgerson, F  
 2003-04 Jason Ranne, G  
 Andre Iguodala, F (2nd)  
 2007-08 Bret Brielmaier, F

**Pacific-12 Conference Coach of the Year**

2014 Sean Miller  
 2017 Sean Miller  
 2022 Tommy Lloyd

**Pacific-10 Conference Coach of the Year**

1986 Lute Olson  
 1987 Lute Olson  
 1989 Lute Olson  
 1993 Lute Olson  
 1994 Lute Olson  
 1998 Lute Olson  
 2003 Lute Olson (co-selection)  
 2011 Sean Miller

**Pac-12 Conference All-Tournament Team**

2012 Kyle Fogg  
 Solomon Hill  
 Jesse Perry  
 2014 Aaron Gordon  
 Nick Johnson  
 Brandon Ashley (MOP)  
 Rondae Hollis-Jefferson  
 Stanley Johnson  
 T.J. McConnell  
 2017 Lauri Markkanen  
 Allonzo Trier (MOP)  
 2018 Dusan Ristic  
 Deandre Ayton (MOP)  
 2022 Benedict Mathurin (MOP)  
 Christian Koloko

**Pacific-10 Conference All-Tournament Team**

1988 Sean Elliott (MVP)  
 Tom Tolbert  
 Steve Kerr  
 1989 Sean Elliott (MVP)  
 Anthony Cook  
 Jud Buechler  
 1990 Jud Buechler (co-MVP)  
 Matt Muehlebach(co-MVP)  
 2002 Luke Walton (MOP)  
 Jason Gardner  
 Salim Stoudamire  
 2004 Hassan Adams  
 2005 Salim Stoudamire (MOP)  
 Channing Frye  
 2011 Derrick Williams

**Pac-12 Conference Hall of Honor**

2002 Sean Elliott  
 2003 Steve Kerr  
 2004 Khalid Reeves  
 2005 Pete Williams  
 2006 Damon Stoudamire  
 2007 Chris Mills  
 2008 Miles Simon  
 2009 Lute Olson  
 2010 Mike Bibby  
 2011 Michael Dickerson  
 2012 Richard Jefferson  
 2013 Jason Gardner  
 2014 Luke Walton  
 2015 Fred Snowden  
 2016 Salim Stoudamire  
 2017 Bob Elliott  
 2018 Michael Wright  
 2020 Sean Rooks

**All-Western Athletic Conference**

1962-63 Warren Rustand, G (2nd)  
 Albert Johnson, G (2nd)  
 1963-64 Warren Rustand, G  
 Albert Johnson, F (2nd)  
 1964-65 Warren Rustand, G  
 Albert Johnson, F (2nd)

1965-66 Ted Pickett, G (2nd)  
 1967-68 Bill Davis, F  
 1969-70 Bill Warner, F (2nd)  
 1970-71 Bill Warner, F (2nd)  
 1971-72 Jim Huckestein, G (2nd)  
 1972-73 Coniel Norman, F  
 Eric Money, G (2nd)  
 1973-74 Coniel Norman, F  
 Al Fleming, F (2nd)  
 Eric Money, G (2nd)  
 1974-75 Al Fleming, F  
 Bob Elliott, C  
 1975-76 Al Fleming, F  
 Bob Elliott, C  
 Jim Rappis, G (2nd)  
 1976-77 Bob Elliott, F  
 Herman Harris, G  
 1977-78 Phil Taylor, C (2nd)

**Western Athletic Conference All-Academic**

1963-64 Warren Rustand, G  
 1964-65 Warren Rustand, G  
 1965-66 Mike Aboud, G  
 1966-67 Mike Aboud, G  
 1968-69 John Harbour, F  
 1973-74 Jim Rappis, G  
 1974-75 Bob Elliott, F  
 1975-76 Bob Elliott, F  
 Jim Rappis, G  
 1976-77 Bob Elliott, F

**All-Border Conference**

1933-34 Vince Byrne, F  
 Gene Filbrun, G  
 George Johnson, G  
 Walter Scholtzhauer, F  
 1934-35 Ralph Winters, C (2nd)  
 1935-36 Lorry DiGrazia, F  
 Morion Coltrin, G  
 Elmer Vickers, G (2nd)  
 1936-37 Lory DiGrazia, F (2nd)  
 Marion Coltrin, G (2nd)  
 1937-38 Lorry DiGrazia, F (2nd)  
 Marion Coltrin, G (2nd)  
 1937-38 Lorry DiGrazia, F (2nd)  
 Tom Greenfield, C (2nd)  
 1938-39 Carl Berra, G (2nd)  
 1939-40 Wilmer Harper, F (2nd)  
 Carl Berra, F (2nd)  
 George Jordan, C (2nd)  
 Stewart Udall, G (2nd)  
 1940-41 Wilmer Harper, F (2nd)  
 Vince Cullen, F (2nd)  
 Don Gatchel, G (2nd)  
 1941-42 Bob Ruman, F (2nd)  
 1942-43 Vince Cullem, F  
 Bob Ruman, F (2nd)  
 Merv Borodkin, G (2nd)  
 1945-46 Link Richmond, F  
 Fred Enke, F  
 Tim Ballantyne, C  
 Marv Borodkin, G (2nd)  
 George Genung, G (2nd)  
 1946-47 Link Richmond, F  
 Fred Enke, G  
 Junior Crum, C (2nd)  
 Marv Borodkin, G (2nd)  
 1947-48 Morris Udall, F  
 Fred Enke, G  
 Bill Mann, G (2nd)  
 1948-49 Leon Blevins, F  
 Hillard Crum, C (2nd)  
 1949-50 Leon Blevins, F  
 Roger Johnson, G  
 Bob Honea, F (2nd)  
 Leo Johnson, G (2nd)  
 1950-51 Bob Honea, F  
 Roger Johnson, G  
 Leo Johnson, G  
 Dave Schuff, F (2nd)  
 1951-52 Roger Johnson, G (1st)  
 Bill Kemmeries, F (2nd)  
 1953-54 Hadie Redd, F (2nd)  
 John Bruner, C (2nd)  
 1954-55 Hadie Redd, F (2nd)

1955-56 Ed Nymeyer, F (2nd)  
 1956-57 Bob Mueller, F  
 Ed Nymeyer, F (2nd)  
 Ed Nymeyer, F (2nd)  
 1958-59 Ernie McCray, C (2nd)  
 1959-60 Ernie McCray, C  
 Jon Conner, G (2nd)  
 1960-61 Joe Skaisgir, F (2nd)

**Pac-12 Conference Players of the Week**

12/5/11 Solomon Hill  
 12/26/11 Solomon Hill  
 2/27/12 Kyle Fogg  
 1/21/13 Mark Lyons  
 12/2/13 Nick Johnson  
 12/1/14 Stanley Johnson  
 1/19/15 Stanley Johnson  
 2/16/15 Rondae Hollis-Jefferson  
 12/14/15 Allonzo Trier  
 2/8/16 Ryan Anderson  
 3/7/16 Gabe York  
 1/23/17 Lauri Markkanen  
 2/20/17 Lauri Markkanen  
 11/13/17 Allonzo Trier  
 12/4/17 Deandre Ayton  
 1/1/18 Deandre Ayton  
 12/14/20 Jemarl Baker Jr.  
 11/22/21 Christian Koloko  
 12/6/22 Benedict Mathurin  
 12/13/22 Benedict Mathurin  
 2/7/22 Azuolas Tubelis  
 2/21/22 Benedict Mathurin

**Pac-12 Conference****Freshman of the Week (started 19-20)**

11/11/19 Zeke Nnaji  
 11/18/19 Zeke Nnaji  
 12/2/19 Nico Mannion  
 1/20/20 Zeke Nnaji  
 2/17/20 Zeke Nnaji  
 1/4/21 Benedict Mathurin  
 2/22/21 Azuolas Tubelis  
 3/1/21 Azuolas Tubelis

**Pac-10 Conference Players of the Week**

2/28/11 Derrick Williams  
 2/7/11 Lamont "MoMo" Jones  
 1/24/11 Derrick Williams  
 12/13/10 Derrick Williams  
 2/1/10 Nic Wise  
 2/16/09 Nic Wise  
 2/2/09 Chase Budinger  
 12/29/08 Jamelle Home  
 12/15/08 Jordan Hill  
 2/18/08 Jerryd Bayless  
 12/10/07 Jordan Hill  
 3/5/07 Ivan Radenovic  
 1/1/07 Ivan Radenovic  
 11/20/06 Chase Budinger  
 1/2/06 Hassan Adams  
 12/26/05 Hassan Adams  
 3/7/05 Salim Stoudamire  
 2/21/05 Salim Stoudamire  
 1/17/05 Salim Stoudamire  
 2/16/04 Salim Stoudamire  
 12/15/03 Hassan Adams  
 3/3/03 Salim Stoudamire  
 2/24/03 Channing Frye  
 1/27/03 Jason Gardner  
 12/16/02 Jason Gardner  
 1/21/02 Luke Walton  
 11/26/01 Jason Gardner  
 3/12/01 Loren Woods  
 2/19/01 Gilbert Arenas  
 1/22/01 Gilbert Arenas  
 12/4/00 Luke Walton  
 11/27/00 Michael Wright  
 2/7/00 Loren Woods  
 1/17/00 Loren Woods  
 12/6/99 Michael Wright  
 3/7/99 Jason Terry  
 2/22/99 Jason Terry  
 2/1/99 Jason Terry  
 2/2/98 Mike Bibby  
 1/12/98 Michael Dickerson



# HONORS

1/6/98 Miles Simon  
 12/15/97 Jason Terry  
 3/3/97 Michael Dickerson  
 2/10/97 Miles Simon (\*co)  
 12/16/96 Michael Dickerson  
 2/12/96 Miles Simon  
 1/22/96 Ben Davis  
 12/4/95 Joseph Blair  
 1/16/95 Damon Stoudamire  
 2/128/94 Khalid Reeves  
 2/14/94 Khalid Reeves  
 1/3/94 Khalid Reeves  
 12/6/93 Damon Stoudamire  
 3/15/93 Chris Mills  
 2/22/93 Chris Mills  
 1/25/93 Ed Stokes  
 1/11/93 Chris Mills (\*co)  
 12/14/92 Chris Mills  
 12/9/91 Chris Mills  
 3/11/91 Matt Muehlebach  
 2/11/91 Brian Williams  
 1/21/91 Chris Mills  
 11/26/90 Chris Mills  
 2/12/90 Jud Buechler  
 11/27/89 Jud Buechler  
 3/6/89 Anthony Cook  
 2/20/89 Sean Elliott  
 1/16/89 Anthony Cook  
 12/12/88 Sean Elliott  
 2/2/88 Sean Elliott  
 1/4/88 Sean Elliott  
 12/21/87 Steve Kerr  
 12/14/87 Steve Kerr  
 12/7/87 Sean Elliott  
 2/23/87 Sean Elliott  
 1/19/87 Craig McMillan  
 12/30/85 Steve Kerr  
 3/11/85 Pete Williams  
 1/7/85 Eddie Smith  
 2/27/84 Pete Williams

### USBWA National Players of the Week

2/9/16 Ryan Anderson  
 1/24/17 Lauri Markkanen  
 12/14/21 Benedict Mathurin

### All-Coast

1949-50 Leon Blevins (UPI)  
 1978-79 Joe Nehls (UPI)  
 1978-79 Joe Nehls (BB News)

### All-District 6 (Colliers)

1948-49 Leon Blevins  
 1949-50 Leon Blevins  
 1950-51 Roger Johnson  
 1951-52 Roger Johnson

### USBWA All-District 7

1961-62 Joe Skaisgir  
 1971-72 Jim Huckestein  
 1972-73 Coniel Norman  
 1973-74 Coniel Norman  
 1974-75 Al Fleming  
 Bob Elliott  
 1975-76 Al Fleming  
 Bob Elliott  
 1976-77 Bob Elliott  
 Herman Harris

### USBWA All-District 8

1978-79 Larry Demic  
 Joe Nehls  
 1985-86 Steve Kerr  
 1986-87 Sean Elliott  
 1987-88 Sean Elliott (POY)  
 Steve Kerr  
 Lute Olson (COY)  
 1988-89 Sean Elliott (POY)  
 Anthony Cook  
 1989-90 Jud Buechler  
 1990-91 Brian Williams  
 Chris Mills  
 1991-92 Chris Mills  
 Sean Rooks  
 1992-93 Chris Mills (POY)  
 Damon Stoudamire

Lute Olson (COY)  
 1993-94 Khalid Reeves  
 Damon Stoudamire  
 1994-95 Ray Owes  
 Damon Stoudamire  
 1996-97 Michael Dickerson

### USBWA All-District 9

1999-2000 Michael Wright  
 Loren Woods  
 2001-02 Jason Gardner  
 Luke Walton  
 2002-03 Jason Gardner (POY)  
 2003-04 Channing Frye  
 Andre Iguodala  
 2004-05 Salim Stoudamire (POY)  
 Channing Frye  
 2005-06 Hassan Adams  
 2006-07 Marcus Williams  
 2007-08 Jerryd Bayless  
 2008-09 Chase Budinger  
 Jordan Hill  
 2010-11 Derrick Williams  
 2011-12 Kyle Fogg  
 2012-13 Solomon Hill  
 Mark Lyons  
 2013-14 Aaron Gordon  
 Nick Johnson (POY)  
 2014-15 Stanley Johnson  
 T.J. McConnell  
 2015-16 Ryan Anderson  
 2016-17 Lauri Markkanen  
 2017-18 Deandre Ayton (POY)  
 Allonzo Trier  
 2019-20 Zeke Nnaji  
 2021-22 Benedict Mathurin  
 Azuolas Tubelis  
 Christian Koloko

### NABC All-District

1951-52 Roger Johnson  
 1952-53 Bill Kemmeries (hm)  
 1953-54 Hadie Redd  
 1954-55 Hadie Redd  
 1959-60 Ernie McCray (3rd)  
 1961-62 Joe Skaisgir (3rd)  
 1963-64 Albert Johnson (3rd)  
 Warren Rustand (3rd)  
 1964-65 Warren Rustand  
 Albert Johnson (2nd)  
 1965-66 Ted Pickett (3rd)  
 Bob Spahn (3rd)  
 1967-68 Bill Davis (2nd)  
 1968-69 Mickey Foster  
 Tom Lee (3rd)  
 1970-71 Bill Warner (2nd)  
 1971-72 Jim Huckestein  
 1972-73 Coniel Norman  
 Eric Money (2nd)  
 1973-74 Coniel Norman  
 Eric Money (2nd)  
 1974-75 Al Fleming  
 Bob Elliott  
 1975-76 Al Fleming  
 Bob Elliott  
 1976-77 Bob Elliott  
 Herman Harris  
 Phil Taylor (3rd)  
 1977-78 Phil Taylor (3rd)  
 1978-79 Joe Nehls  
 Larry Demic (2nd)  
 Russell Brown (2nd)  
 1979-80 Joe Nehls (2nd)  
 1980-81 Ron Davis (2nd)  
 1981-82 Frank Smith (2nd)  
 1984-85 Pete Williams  
 Eddie Smith (2nd)  
 1985-86 Steve Kerr (2nd)

### NABC All-District 15

1986-87 Sean Elliott  
 1987-88 Sean Elliott  
 Steve Kerr (2nd)  
 1988-89 Sean Elliott  
 Anthony Cook  
 Lute Olson (COY)  
 1989-90 Jud Buechler (2nd)  
 1990-91 Brian Williams (2nd)  
 Chris Mills (2nd)  
 1991-92 Chris Mills  
 Sean Rooks (2nd)  
 1992-93 Chris Mills  
 Damon Stoudamire (2nd)  
 Lute Olson (COY)  
 1993-94 Khalid Reeves  
 Damon Stoudamire  
 1994-95 Damon Stoudamire  
 Ray Owes (2nd)  
 1995-96 Ben Davis (2nd)  
 Reggie Geary (2nd)  
 Miles Simon (2nd)  
 1996-97 Michael Dickerson  
 1997-98 Mike Bibby  
 Michael Dickerson  
 Miles Simon  
 Jason Terry  
 A.J. Bramlett (2nd)  
 1999-2000 Michael Wright  
 Loren Woods (2nd)  
 Jason Gardner (2nd)  
 Gilbert Arenas  
 2000-01 Loren Woods (2nd)  
 Michael Wright (2nd)  
 Jason Gardner (1st)  
 Luke Walton (1st)  
 2001-02 Jason Gardner (1st)  
 Luke Walton (1st)  
 2002-03 Jason Gardner (1st)  
 Luke Walton (1st)  
 2003-04 Hassan Adams (1st)  
 Channing Frye (1st)  
 Andre Iguodala (2nd)  
 Salim Stoudamire (2nd)  
 2004-05 Salim Stoudamire (1st)  
 Channing Frye (1st)  
 Hassan Adams (2nd)  
 2006-07 Marcus Williams  
 Ivan Radenovic  
 Chase Budinger  
 Jerryd Bayless (1st)  
 Chase Budinger (2nd)  
 2007-08 Jordan Hill (1st)  
 Chase Budinger (2nd)  
 2008-09 Jordan Hill (1st)  
 Chase Budinger (2nd)  
 2009-10 Nic Wise (1st)  
 Derrick Williams (2nd)  
 2010-11 Derrick Williams (1st)  
 2011-12 Solomon Hill (1st)

### NABC All-District 20

2012-13 Solomon Hill (1st)  
 Mark Lyons (1st)  
 2013-14 Aaron Gordon (2nd)  
 Nick Johnson (1st)  
 2014-15 Stanley Johnson (1st)  
 T.J. McConnell (1st)  
 Ryan Anderson (1st)  
 2016-17 Lauri Markkanen (1st)  
 2017-18 Deandre Ayton (1st)  
 Allonzo Trier (2nd)  
 Zeke Nnaji (1st)

### NABC All-District 19

2020-21 James Akinjo (2nd)  
 2021-22 Benedict Mathurin (1st)  
 Azuolas Tubelis (1st)  
 Christian Koloko (2nd)

### All-Far West (Basketball Weekly)

1992-93 Ed Stokes  
 Khalid Reeves (hm)  
 Damon Stoudamire (hm)  
 1993-94 Khalid Reeves  
 Ray Owes (hm)  
 Damon Stoudamire (hm)

### All-West Region (Basketball Times)

1993-94 Khalid Reeves  
 Damon Stoudamire

### Basketball Times All-Rockies Region

2001-02 Jason Gardner  
 2002-03 Jason Gardner  
 2003-04 Hassan Adams  
 2004-05 Salim Stoudamire  
 Channing Frye  
 2006-07 Marcus Williams

### NCAA Post-Graduate Scholarship

1991 Matt Muehlebach

### Academic All-America (CoSIDA)

1964-65 Warren Rustand, G (2nd)  
 1974-75 Bob Elliott, F (2nd)  
 1975-76 Bob Elliott, F  
 1976-77 Bob Elliott, F  
 1990-91 Matt Muehlebach, G (2nd)

### GTE/CoSIDA Academic All-America Hall of Fame

1995 Bob Elliott

### N4A Wilma Rudolph Award

2012 Kevin Parrom

### WAC Scholar-Athlete Award

1965 Warren Rustand  
 1966 Mike Aboud  
 1977 Bob Elliott

**USBWA District 9 Coach of the Year**

1999-00 Lute Olson  
2013-14 Sean Miller

**USBWA District 19 Coach of the Year**

2021-22 Tommy Lloyd

**USBWA National Coach of the Year**

2021-22 Tommy Lloyd

**NABC District 20 Coach of the Year**

2010-11 Sean Miller  
2013-14 Sean Miller

**NABC District 19 Coach of the Year**

2021-22 Tommy Lloyd

**NABC National Coach of the Year**

2021-22 Tommy Lloyd

**Associated Press National Coach of the Year**

2021-22 Tommy Lloyd

**John R. Wooden****“Legends of Coaching” Award**

2000-01 Lute Olson

**Clair Bee Coach of the Year Award**

2000-01 Lute Olson

**cnn.com National Coach of the Year**

2001-02 Lute Olson

**National Sports Festival**

1985 Joe Turner  
1986 Anthony Cook, Brian David  
1987 Sean Rooks  
Mark Georgeson  
1991 Damon Stoudamire  
1993 Joseph Blair

**World University Games**

1987 Sean Elliott  
1993 Damon Stoudamire

**U.S. Olympic Trials**

1976 Bob Elliott  
1988 Sean Elliott  
Steve Kerr  
Tom Tolbert  
Anthony Cook

**USA Basketball Senior National Team**

2003 Mike Bibby  
Richard Jefferson  
2004 Richard Jefferson (bronze)  
2010 Andre Iguodala  
2012 Andre Iguodala (gold)

**USA Basketball****World Championship Team**

1986 Lute Olson (coach)  
Sean Elliott  
Steve Kerr  
2010 Andre Iguodala

**USA Basketball Coach of the Year**

2015 Sean Miller

**FIBA/AAU Extraordinary Worldwide Championship of Basketball for Males**

1966 Warren Rustand

**Olympic Games/FIBA World Championship Appearances**

2004 Robertas Javtokas (LTU)  
2008 Robertas Javtokas (LTU)  
2010 Robertas Javtokas (LTU)  
2020 Josh Green (AUS - bronze)

**NABC East-West Game**

1965 Warren Rustand  
1976 Al Fleming  
1977 Herman Harris  
1979 Larry Demic  
1990 Jud Buechler

**Aloha Classic**

1976 Al Fleming  
1977 Herman Harris  
1979 Larry Demic  
1980 Joe Nehls

**Pizza Hut East-West**

1979 Larry Demic

**A.I.A. vs. College All-Stars**

1979 Larry Demic  
1980 Joe Nehls

**Harlem Globetrotters vs. College All-Stars**

1951 Leo Johnson

**Orlando Classic**

1988 Tom Tolbert  
1989 Anthony Cook  
1990 Jud Buechler  
1992 Sean Rooks

**Portsmouth Invitational**

1991 Matt Muehlebach  
1992 Matt Othick  
2003 Rick Anderson  
2010 Nic Wise  
2012 Kyle Fogg  
2013 Mark Lyons  
2017 Kadeem Allen  
2018 Dusan Ristic

**Cactus Classic**

1993 Ed Stokes  
1994 Khalid Reeves

**NBA Finals Appearances (41)**

1996 Steve Kerr, Jud Buechler (Chicago)  
1997 Steve Kerr, Jud Buechler, Brian Williams (Chicago)  
1998 Steve Kerr, Jud Buechler (Chicago)  
1999 Steve Kerr, Sean Elliott (San Antonio)  
2002 Richard Jefferson (New Jersey)  
2003 Steve Kerr (San Antonio), Richard Jefferson (New Jersey)  
2004 Luke Walton (LA Lakers)  
2006 Jason Terry (Dallas)  
2008 Luke Walton (LA Lakers)  
2009 Luke Walton (LA Lakers)  
2010 Luke Walton (LA Lakers)  
2011 Jason Terry (Dallas), Mike Bibby (Miami)  
2013 Brett Brielmaier\* (San Antonio)  
2015 Andre Iguodala, Steve Kerr\*, Luke Walton\*, Bruce Fraser\* (Golden State)  
Brett Brielmaier\* (Cleveland)  
2016 Andre Iguodala, Steve Kerr\*, Luke Walton\*, Bruce Fraser\* (Golden State)  
Channing Frye, Richard Jefferson, Brett Brielmaier\* (Cleveland)  
2017 Andre Iguodala, Steve Kerr\*, Bruce Fraser\* (Golden State), Channing Frye, Richard Jefferson, Derrick Williams (Cleveland)  
2018 Andre Iguodala, Steve Kerr\*, Bruce Fraser\* (Golden State)  
2019 Andre Iguodala, Steve Kerr\*, Bruce Fraser\* (Golden State)  
2020 Andre Iguodala, Solomon Hill (Miami), Miles Simon\*, Quinton Crawford\* (Los Angeles Lakers)  
2021 Deandre Ayton (Phoenix)  
2022 Andre Iguodala (Warriors), Steve Kerr\* (Warriors), Bruce Fraser\* (Warriors)

\*Indicates member of coaching staff

**NBA Championships (28)**

1996 Steve Kerr, Jud Buechler (Chicago)  
1997 Steve Kerr, Jud Buechler, Brian Williams (Chicago)  
1998 Steve Kerr, Jud Buechler (Chicago)  
1999 Steve Kerr, Sean Elliott (San Antonio)  
2003 Steve Kerr (San Antonio)  
2009 Luke Walton (LA Lakers)  
2010 Luke Walton (LA Lakers)  
2011 Jason Terry (Dallas)  
2015 Andre Iguodala, Steve Kerr\*, Luke Walton\*, Bruce Fraser\* (Golden State)  
2016 Channing Frye, Richard Jefferson, Brett Brielmaier\* (Cleveland)  
2017 Andre Iguodala, Steve Kerr\*, Bruce Fraser\* (Golden State)  
2018 Andre Iguodala, Steve Kerr\*, Bruce Fraser\* (Golden State)  
2020 Miles Simon\*, Quinton Crawford\* (Los Angeles Lakers)  
2022 Andre Iguodala, Steve Kerr\*, Bruce Fraser\* (Golden State Warriors)

\*Indicates member of coaching staff

**NBA Finals MVP**

2015 Andre Iguodala (Golden State)

**McDonald's All-Americans**

1. Craig McMillan (1984)
2. Sean Elliott (1985)
3. Brian Williams (1987)
4. Chris Mills (1988)
5. Khalid Reeves (1990)
6. Ben Davis (1991)
7. Mike Bibby (1996)
8. Loren Woods (1996)
9. Richard Jefferson (1998)
10. Jason Gardner (1999)
11. Hassan Adams (2002)
12. Mustafa Shakur (2003)
13. Jawann McClellan (2004)
14. Chase Budinger (2006)
15. Jerryd Bayless (2007)
16. Brandon Ashley (2012)
17. Grant Jerrett (2012)
18. Aaron Gordon (2013)
19. Rondae Hollis-Jefferson (2013)
20. Stanley Johnson (2014)
21. Allonzo Trier (2015)
22. \*\*Chase Jeter (2015)
23. Kobi Simmons (2016)
24. Deandre Ayton (2017)
25. ^Jordan Brown (2018)
26. Josh Green (2019)
27. Nico Mannion (2019)

\*\* - transferred to Arizona after starting collegiate career at Duke

^ - transferred to Arizona after starting college career at Nevada



# NBA DRAFT

## TOTAL NBA DRAFT PICKS (78)

Player	Round/Pick	Year	Team
1. Morris Udall		1948	Denver Nuggets (NBL)
2. Lincoln Richmond		1948	Ft. Wayne Pistons
3. Leon Blevins	7/79	1950	Indianapolis Olympians
4. Leo Johnson	5/44	1951	Ft. Wayne Pistons
5. Roger Johnson		1952	Milwaukee Hawks
6. Ernie McCray	17/95	1960	Cincinnati Royals
7. Warren Rustand	4/31	1965	San Francisco Warriors
8. Bill Davis	12/160	1968	Phoenix Suns
9. Michael Foster		1970	Indiana Pacers (ABA)
10. Tom Lee	9/147	1971	Philadelphia 76ers
11. Eddie Myers	10/160	1971	Baltimore Bullets
		1971	Miami Floridians (ABA)
12. Bill Warner	11/170	1971	Buffalo Braves
		1971	New York Nets (ABA)
13. Bruce Anderson	7/101	1972	Detroit Pistons
14. Eric Money	2/33	1974	Detroit Pistons
		1974	Denver Nuggets (ABA)
15. Coniel Norman	3/37	1974	Philadelphia 76ers
		1974	Denver Nuggets (ABA)
		1976	Phoenix Suns
16. Al Fleming	2/30	1976	Milwaukee Bucks
17. James Rappis	5/77	1976	Philadelphia 76ers
18. Bob Elliott	2/42	1977	Philadelphia 76ers
19. Herman Harris	2/43	1977	San Antonio Spurs
20. Jerome Gladney	8/164	1977	San Antonio Spurs
21. Phil Taylor	10/198	1978	Denver Nuggets
22. Larry Demic	1/9	1979	New York Knicks
23. Joe Nehls	7/152	1980	Houston Rockets
24. Ron Davis	4/79	1981	Washington Bullets
25. Robbie Dosty	6/148	1981	Golden State Warriors
26. Frank Smith	8/177	1983	Portland Trailblazers
27. *Leon Wood	1/10	1984	Philadelphia 76ers
28. Pete Williams	4/89	1985	Denver Nuggets
29. Eddie Smith	7/158	1985	Denver Nuggets
30. Tom Tolbert	2/34	1988	Charlotte Hornets
31. Steve Kerr	2/50	1988	Phoenix Suns
32. Sean Elliott	1/3	1989	San Antonio Spurs
33. Anthony Cook	1/24	1989	Phoenix Suns
34. Jud Buechler	2/38	1990	Seattle SuperSonics
35. Brian Williams	1/10	1991	Orlando Magic
36. Sean Rooks	2/30	1992	Dallas Mavericks
37. Chris Mills	1/22	1993	Cleveland Cavaliers
38. Ed Stokes	2/35	1993	Miami Heat
39. Khalid Reeves	1/12	1994	Miami Heat
40. Damon Stoudamire	1/7	1995	Toronto Raptors
41. Joseph Blair	2/35	1996	Seattle Supersonics
42. Ben Davis	2/43	1996	Phoenix Suns
43. Reggie Geary	2/56	1996	Cleveland Cavaliers
44. Mike Bibby	1/2	1998	Vancouver Grizzlies
45. Michael Dickerson	1/14	1998	Houston Rockets
46. Miles Simon	2/42	1998	Orlando Magic
47. Jason Terry	1/10	1999	Atlanta Hawks
48. A.J. Bramlett	2/39	1999	Cleveland Cavaliers
49. Richard Jefferson	1/13	2001	Houston Rockets
50. Gilbert Arenas	2/31	2001	Golden State Warriors
51. Michael Wright	2/39	2001	New York Knicks
52. Loren Woods	2/46	2001	Minnesota Timberwolves
53. *Robertas Javtokas	2/56	2001	San Antonio Spurs
54. Luke Walton	2/32	2003	Los Angeles Lakers
55. Andre Iguodala	1/9	2004	Philadelphia 76ers
56. Channing Frye	1/8	2005	New York Knicks
57. Salim Stoudamire	2/31	2005	Atlanta Hawks
58. Hassan Adams	2/54	2006	New Jersey Nets
59. Marcus Williams	2/33	2007	San Antonio Spurs
60. Jerryd Bayless	1/11	2008	Indiana Pacers
61. Jordan Hill	1/8	2009	New York Knicks
62. Chase Budinger	2/44	2009	Detroit Pistons
63. Derrick Williams	1/2	2011	Minnesota Timberwolves
64. Solomon Hill	1/23	2013	Indiana Pacers
65. Grant Jerrett	2/40	2013	Portland Trail Blazers
66. Aaron Gordon	1/4	2014	Orlando Magic
67. Nick Johnson	2/42	2014	Houston Rockets
68. Stanley Johnson	1/8	2015	Detroit Pistons
69. Rondae Hollis-Jefferson	1/23	2015	Portland Trail Blazers
70. Lauri Markkanen	1/7	2017	Minnesota Timberwolves
71. Kadeem Allen	2/53	2017	Boston Celtics
72. Deandre Ayton	1/1	2018	Phoenix Suns

Player	Round/Pick	Year	Team
73. Josh Green	1/18	2020	Dallas Mavericks
74. Zeke Nnaji	1/22	2020	Denver Nuggets
75. Nico Mannion	2/48	2020	Golden State Warriors
76. Benedict Mathurin	1/6	2022	Indiana Pacers
77. Dalen Terry	1/18	2022	Chicago Bulls
78. Christian Koloko	2/33	2022	Toronto Raptors

\* Played at Arizona as a freshman before transferring

## ARIZONA'S FIRST ROUND DRAFT PICKS (27)

Player	Selection	Year	Team
1. Larry Demic	9	1979	New York Knicks
2. *Leon Wood	10	1984	Philadelphia 76ers
3. ^Sean Elliott	3	1989	San Antonio Spurs
4. Anthony Cook	24	1989	Phoenix Suns
5. ^Brian Williams	10	1991	Orlando Magic
6. Chris Mills	22	1993	Cleveland Cavaliers
7. Khalid Reeves	12	1994	Miami Heat
8. ^Damon Stoudamire	7	1995	Toronto Raptors
9. ^Mike Bibby	2	1998	Vancouver Grizzlies
10. Michael Dickerson	14	1998	Houston Rockets
11. ^Jason Terry	10	1999	Atlanta Hawks
12. ^Richard Jefferson	13	2001	Houston Rockets
13. ^Andre Iguodala	9	2004	Philadelphia 76ers
14. ^Channing Frye	8	2005	New York Knicks
15. ^Jerryd Bayless	11	2008	Indiana Pacers
16. ^Jordan Hill	8	2009	New York Knicks
17. ^Derrick Williams	2	2011	Minnesota Timberwolves
18. Solomon Hill	23	2013	Indiana Pacers
19. ^Aaron Gordon	4	2014	Orlando Magic
20. ^Stanley Johnson	8	2015	Detroit Pistons
21. Rondae Hollis-Jefferson	23	2015	Portland Trail Blazers
22. ^Lauri Markkanen	7	2017	Minnesota Timberwolves
23. ^Deandre Ayton	1	2018	Phoenix Suns
24. Josh Green	18	2020	Dallas Mavericks
25. Zeke Nnaji	22	2020	Denver Nuggets
26. ^Benedict Mathurin	6	2022	Indiana Pacers
27. Dalen Terry	18	2022	Chicago Bulls

\* Played at Arizona as a freshman before transferring.

^ Lottery pick

## NBA DRAFT PICKS BY EACH PAC-12 SCHOOL

Team	Total Picks	Most Recent
UCLA	118	Peyton Watson (2022 - 30th overall)
Arizona	78	Mathurin (6th); Terry (18th); Koloko (33rd) - 2022
USC	63	Isaiah Mobley (2022 - 49th overall)
Washington	59	Stewart (16th), McDaniels (28th) - 2020
Oregon	54	Chris Duarte (2021 - 13th overall)
California	51	Jabari Bird (56th) & Ivan Rabb (35th) - 2017
Oregon State	48	Jared Cunningham (2012 - 24th overall)
Stanford	44	Ziare Williams (2021 - 10th overall)
Utah	43	Kyle Kuzma (2017 - 27th overall)
Arizona State	43	Josh Christopher (2021 - 24th overall)
Colorado	36	Jabari Walker (2022 - 57th overall)
Washington State	31	C.J. Elleby (2020 - 46th overall)

Source: BasketballReference.com





# IN THE POLLS

The University of Arizona has become a fixture in the men's college basketball rankings. Over the last 33 seasons, the Wildcats have been ranked in the nation's top 25 in 493 of 650 Associated Press polls released in that span (75.8 percent), the fifth-best percentage in the country. In fact, the Wildcats' string of 312 consecutive regular-season appearances in that span (Nov. 30, 1987-Dec. 12, 2005) is an AP poll record.

Until being left out of the 2001-02 preseason poll, Arizona had been ranked in the polls for six straight seasons, covering 109 consecutive ranking periods, dating back to Nov. 20, 1996.

Arizona's record in the coaches' poll is almost as impressive. Since the March 5, 1990 poll near the end of the 1989-90 campaign, the Wildcats have been ranked in 447 of 577 polls (77.5 percent). The only breaks in that streak prior to 2005-06 were the 2001-02 preseason and the 2003-04 final poll.

Arizona has been the No. 1 team in the country for 38 different polling periods, with the last coming on a program-record eight-consecutive occasions in the 2013-14 season. The team's initial climb to No. 1 came Dec. 21, 1987 and also happened during the 1988-89, 1990-91, 1996-97, 1997-98 and 2000-01 seasons.

The Wildcats' four-year streak ranked in the AP Top 25 reached 100 weeks during the 2017-18 season, which was the second-longest such streak in the nation behind only Kansas.

### 2021-22 Week-by-Week

	AP	ESPN/ USA Today
Preseason	RV	RV
Nov. 15	RV	No Poll
Nov. 22	17	19
Nov. 29	11	11
Dec. 6	11	8
Dec. 13	8	6
Dec. 20	6	4
Dec. 27	9	7
Jan. 3	8	7
Jan. 10	6	6
Jan. 17	3	3
Jan. 24	3	3
Jan. 31	7	5
Feb. 7	4	5
Feb. 14	3	4
Feb. 21	2	2
Feb. 28	2	3
March 7	2	2
March 13	2	2
Final	-	6

### 2020-21 Week-by-Week

	AP	ESPN/ USA Today
Preseason	NR	NR
Nov. 30	NR	-
Dec. 7	NR	NR
Dec. 14	RV	NR
Dec. 21	NR	NR
Dec. 28	NR	NR
Jan. 4	RV	NR
Jan. 11	NR	NR
Jan. 18	NR	NR
Jan. 25	RV	NR
Feb. 1	NR	NR
Feb. 8	NR	NR
Feb. 15	NR	NR
Feb. 22	NR	NR
March 1	NR	NR
March 8	NR	NR
March 15	NR	NR
Final	-	NR

### 2019-20 Week-by-Week

	AP	ESPN/ USA Today
Preseason	21	17
Nov. 11	19	np
Nov. 18	14	14
Nov. 25	14	14
Dec. 2	12	11
Dec. 9	15	14
Dec. 16	16	17
Dec. 23	24	24
Dec. 30	25	24
Jan. 6	24	24
Jan. 13	RV	RV
Jan. 20	22	21
Jan. 27	RV	RV
Feb. 3	23	23
Feb. 10	RV	RV
Feb. 17	24	21
Feb. 24	RV	T24
March 2	RV	RV
March 9	RV	RV
Final	RV	RV

### 2018-19 Week-by-Week

	AP	ESPN/ USA Today
Preseason	RV	RV
Nov. 19 (3)	NR	RV
Nov. 26	NR	NR
Dec. 3	RV	NR
Dec. 7	NR	RV
Dec. 10	NR	NR
Dec. 17	NR	NR
Dec. 24	NR	NR
Dec. 31	NR	NR
Jan. 7	NR	NR
Jan. 14	NR	NR
Jan. 21	NR	NR
Jan. 28	NR	NR
Feb. 4	NR	NR
Feb. 11	NR	NR
Feb. 18	NR	NR
Feb. 25	NR	NR
March 4	NR	NR
March 11	NR	NR
Final	--	NR

### 2017-18 Week-by-Week

	AP	USA Today
Preseason	3	5
Nov. 20	2	4
Nov. 27	RV	RV
Dec. 4	RV	RV
Dec. 11	23	23
Dec. 18	18	19
Dec. 25	17	18
Jan. 1	14	16
Jan. 8	17	21
Jan. 15	14	17
Jan. 22	11	12
Jan. 29	9	9
Feb. 5	13	13
Feb. 12	17	19
Feb. 19	14	14
Feb. 26	19	22
March 5	15	15
Final	--	RV

### 2016-17 Week-by-Week

	AP	USA Today
Preseason	10	11
Nov. 14	10	9
Nov. 21	8	9
Nov. 28	16	15
Dec. 5	20	20
Dec. 12	19	19
Dec. 19	18	18
Dec. 26	18	18
Jan. 2	17	17
Jan. 9	16	16
Jan. 16	14	13
Jan. 23	7	9
Jan. 30	5	5
Feb. 6	9	10
Feb. 13	5	6
Feb. 20	4	4
Feb. 27	7	8
March 6	7	7
March 13	4	4
Final	--	7

### 2015-16 Week-by-Week

	AP	USA Today
Preseason	12	10
Nov. 16	12	10
Nov. 23	11	10
Nov. 30	19	14
Dec. 7	13	12
Dec. 14	13	12
Dec. 21	8	8
Dec. 28	8	7
Jan. 4	7	6
Jan. 11	18	16
Jan. 18	12	11
Jan. 25	18	15
Feb. 1	23	20
Feb. 8	17	14
Feb. 15	12	12
Feb. 22	9	10
Feb. 29	18	16
March 7	15	14
March 14	17	16
Final	--	22

### 2014-15 Week-by-Week

	AP	USA Today
Preseason	2	2
Nov. 17	2	2
Nov. 24	3	4
Dec. 1	3	3
Dec. 8	3	3
Dec. 15	3	3
Dec. 22	3	3
Dec. 29	8	7
Jan. 5	7	6
Jan. 12	10	9
Jan. 19	7	7
Jan. 26	6	6
Feb. 2	6	6
Feb. 9	7	7
Feb. 16	7	7
Feb. 23	7	7
March 2	5	6
March 9	5	6
March 16	5	4
Final	--	4

### 2013-14 Week-by-Week

	AP	USA Today
Preseason	6	5
Nov. 11	6	5
Nov. 18	5	4
Nov. 25	4	3
Dec. 2	2	2
Dec. 9	1	1
Dec. 16	1	1
Dec. 23	1	1
Dec. 30	1	1
Jan. 6	1	1
Jan. 13	1	1
Jan. 20	1	1
Jan. 27	1	1
Feb. 3	2	3
Feb. 10	2	3
Feb. 17	4	4
Feb. 24	3	3
March 3	3	3
March 10	4	4
March 17	4	5
Final	--	5

### 2012-13 Week-by-Week

	AP	ESPN/ USA Today
Preseason	12	11
Nov. 12	12	12
Nov. 19	10	10
Nov. 26	9	9
Dec. 3	8	8
Dec. 10	8	8
Dec. 17	4	5
Dec. 24	3	3
Dec. 31	3	3
Jan. 7	4	3
Jan. 14	7	7
Jan. 21	6	6
Jan. 28	8	8
Feb. 4	7	7
Feb. 11	9	9
Feb. 18	12	12
Feb. 25	11	11
March 4	18	18
March 11	18	18
March 18	21	20
Final	--	14

### 2011-12 Week-by-Week

	AP	ESPN/ USA Today
Preseason	16	16
Nov. 14	15	16
Nov. 21	23	23
Nov. 28	NR	NR
Dec. 5	NR	NR
Dec. 12	NR	NR
Dec. 19	NR	NR
Dec. 26	NR	NR
Jan. 2	NR	NR
Jan. 9	NR	NR
Jan. 16	NR	NR
Jan. 23	NR	NR
Jan. 30	NR	NR
Feb. 6	NR	NR
Feb. 13	NR	NR
Feb. 20	NR	NR
Feb. 27	NR	NR
March 5	NR	NR
March 12	NR	NR
Final	--	NR

### 2010-11 Week-by-Week

	AP	ESPN/ USA Today
Preseason	NR	NR
Nov. 15	NR	NR
Nov. 22	NR	NR
Nov. 29	NR	NR
Dec. 6	NR	NR
Dec. 13	NR	NR
Dec. 20	NR	NR
Dec. 27	NR	NR
Jan. 3	NR	NR
Jan. 10	NR	NR
Jan. 17	NR	25
Jan. 24	NR	NR
Jan. 31	21	22
Feb. 7	15	16
Feb. 14	12	13
Feb. 21	10	10
Feb. 28	18	18
March 7	16	15
March 14	17	18
Final	--	9





# IN THE POLLS

## 2009-10 Week-By-Week

	AP	ESPN/ USA Today
Preseason	NR	NR
Nov. 16	NR	NR
Nov. 23	NR	NR
Nov. 30	NR	NR
Dec. 7	NR	NR
Dec. 14	NR	NR
Dec. 21	NR	NR
Dec. 28	NR	NR
Jan. 4	NR	NR
Jan. 11	NR	NR
Jan. 18	NR	NR
Jan. 25	NR	NR
Feb. 1	NR	NR
Feb. 8	NR	NR
Feb. 15	NR	NR
Feb. 22	NR	NR
March 1	NR	NR
March 8	NR	NR
March 15	NR	NR
Final	--	NR

## 2008-09 Week-By-Week

	AP	ESPN/ USA Today
Preseason	NR	NR
Nov. 17	NR	NR
Nov. 24	NR	NR
Dec. 1	NR	NR
Dec. 8	NR	NR
Dec. 15	NR	NR
Dec. 22	NR	NR
Dec. 29	NR	NR
Jan. 5	NR	NR
Jan. 12	NR	NR
Jan. 19	NR	NR
Jan. 26	NR	NR
Feb. 2	NR	NR
Feb. 9	NR	NR
Feb. 16	NR	NR
Feb. 23	NR	NR
March 2	NR	NR
March 9	NR	NR
March 16	NR	NR
Final	--	23

## 2007-08 Week-By-Week

	AP	ESPN/ USA Today
Preseason	17	17
Nov. 12	17	17
Nov. 19	NR	NR
Nov. 26	NR	NR
Dec. 3	22	24
Dec. 10	21	22
Dec. 17	19	19
Dec. 24	17	18
Dec. 31	21	21
Jan. 7	NR	24
Jan. 14	NR	NR
Jan. 21	NR	NR
Jan. 28	NR	NR
Feb. 4	NR	NR
Feb. 11	NR	NR
Feb. 18	NR	NR
Feb. 25	NR	NR
March 3	NR	NR
March 10	NR	NR
March 17	NR	NR
Final	NR	NR

## 2006-07 Week-By-Week

	AP	ESPN/ USA Today
Preseason	10	10
Nov. 13	15	16
Nov. 20	15	15
Nov. 27	16	16
Dec. 4	14	15
Dec. 11	10	11
Dec. 18	9	9
Dec. 26	7	7
Jan. 1	7	7
Jan. 8	10	8
Jan. 15	11	12
Jan. 22	17	19
Jan. 29	20	22
Feb. 5	24	--
Feb. 12	19	24
Feb. 19	--	--
Feb. 26	--	--
March 5	--	--
March 12	--	--
Final	np	--

## 2005-06 Week-By-Week

	AP	ESPN/ USA Today
Preseason	10	9
Nov. 21	9	8
Nov. 28	15	13
Dec. 5	24	25
Dec. 12	24	NR
Dec. 19	NR	NR
Dec. 26	NR	NR
Jan. 2	21	23
Jan. 9	24	25
Jan. 16	NR	NR
Jan. 23	NR	NR
Jan. 30	NR	NR
Feb. 6	NR	NR
Feb. 13	NR	NR
Feb. 20	NR	NR
Feb. 27	NR	NR
March 6	NR	NR
March 13	NR	NR
Final	--	NR

## 2004-05 Week-By-Week

	AP	ESPN/ USA Today
Preseason	10	11
Nov. 22	18	17
Nov. 29	21	20
Dec. 6	15	15
Dec. 13	15	16
Dec. 20	14	15
Dec. 27	14	14
Jan. 3	13	13
Jan. 10	17	16
Jan. 17	13	12
Jan. 24	11	11
Jan. 31	14	13
Feb. 7	12	13
Feb. 14	10	11
Feb. 21	9	8
Feb. 28	11	11
March 7	8	8
March 14	9	9
Final	--	6

## 2003-04 Week-By-Week

	AP	ESPN/ USA Today
Preseason	4	4
Nov. 17	4	np
Nov. 24	4	3
Dec. 1	7	8
Dec. 8	9	9
Dec. 15	7	5
Dec. 22	5	5
Dec. 29	4	4
Jan. 5	3	3
Jan. 12	7	8
Jan. 19	14	12
Jan. 26	9	9
Feb. 2	12	12
Feb. 9	16	15
Feb. 16	14	13
Feb. 23	17	17
March 1	22	14
March 8	21	16
March 15	22	18
Final	np	NR

## 2002-03 Week-By-Week

	AP	ESPN/ USA Today
Preseason	1	1
Nov. 18	1	np
Nov. 25	1	1
Dec. 2	1	1
Dec. 9	1	1
Dec. 16	1	1
Dec. 23	4	4
Dec. 30	4	4
Jan. 6	2	2
Jan. 13	2	2
Jan. 20	1	1
Jan. 27	1	1
Feb. 3	2	2
Feb. 10	1	1
Feb. 17	1	1
Feb. 24	1	1
March 3	1	1
March 10	1	1
March 17	2	2
April 8	np	5

## 2001-02 Week-By-Week

	AP	ESPN/ USA Today
Preseason	NR	NR
Nov. 12	np	12
Nov. 19	8	7
Nov. 26	4	3
Dec. 3	7	8
Dec. 10	6	7
Dec. 17	11	10
Dec. 24	14	16
Dec. 31	15	14
Jan. 7	20	21
Jan. 14	15	18
Jan. 21	10	12
Jan. 28	19	18
Feb. 4	11	13
Feb. 11	9	10
Feb. 18	14	16
Feb. 25	14	14
March 4	15	14
March 11	7	8
Final	np	10

## 2000-01 Week-By-Week

	AP	ESPN/ USA Today
Preseason	1	1
Nov. 13	1	np
Nov. 20	1	2
Nov. 27	5	5
Dec. 4	5	5
Dec. 11	7	6
Dec. 18	10	8
Dec. 25	12	10
Jan. 1	16	15
Jan. 8	21	20
Jan. 15	17	17
Jan. 22	12	13
Jan. 29	7	9
Feb. 5	11	10
Feb. 12	8	8
Feb. 19	8	8
Feb. 26	9	7
March 5	8	7
March 12	5	4
Final	np	2

## 1999-2000 Week-By-Week

	AP	ESPN/ USA Today
Preseason	9	9
Nov. 15	10	9
Nov. 22	8	9
Nov. 29	4	4
Dec. 6	2	2
Dec. 13	4	3
Dec. 20	3	2
Dec. 27	5	4
Jan. 3	5	4
Jan. 10	2	2
Jan. 17	2	2
Jan. 24	5	4
Jan. 31	9	5
Feb. 7	7	7
Feb. 14	4	4
Feb. 21	4	4
Feb. 28	3	3
March 6	9	6
March 13	4	4

## 1998-99 Week-By-Week

	AP	ESPN/ USA Today
Preseason	18	20
Nov. 16	12	20
Nov. 23	11	15
Nov. 30	13	13
Dec. 7	8	10
Dec. 14	T8	9
Dec. 21	8	9
Dec. 28	6	7
Jan. 5	8	11
Jan. 11	7	8
Jan. 18	9	11
Jan. 25	13	12
Feb. 1	10	11
Feb. 8	10	11
Feb. 15	8	10
Feb. 22	7	9
March 1	13	11
March 8	10	10

## 1997-98 Week-By-Week

	AP	ESPN/ USA Today
Preseason	1	1
Nov. 17	1	1
Nov. 24	1	1
Dec. 1	4	4
Dec. 8	6	4
Dec. 15	5	5
Dec. 22	5	5
Dec. 29	8	6
Jan. 5	5	5
Jan. 12	5	5
Jan. 19	6	5
Jan. 26	6	6
Feb. 2	4	4
Feb. 9	3	4
Feb. 16	3	3
Feb. 23	2	2
March 2	2	2
March 9	4	4
Final	np	6

## 1996-97 Week-By-Week

	AP	ESPN/ USA Today
Preseason	19	16
Nov. 18	19	16
Nov. 25	11	10
Dec. 2	15	13
Dec. 9	8	8
Dec. 16	6	6
Dec. 23	9	13
Dec. 30	9	13
Jan. 6	7	8
Jan. 13	6	7
Jan. 20	11	11
Jan. 27	10	10
Feb. 3	14	11
Feb. 10	11	11
Feb. 17	13	12
Feb. 24	15	12
March 3	12	11
March 10	15	13
April 1	np	1

## 1995-96 Week-By-Week

	AP	ESPN/ USA Today
Preseason	--	25
Nov. 20	19	9
Nov. 27	4	4
Dec. 4	4	4
Dec. 11	4	4
Dec. 18	3	3
Dec. 25	9	8
Jan. 1	9	9
Jan. 8	18	16
Jan. 15	18	17
Jan. 22	13	12
Jan. 29	14	12
Feb. 5	16	15
Feb. 12	13	15
Feb. 19	13	14
Feb. 26	11	11
March 4	11	11

## 1994-95 Week-By-Week

	AP	ESPN/ USA Today
Preseason	5	6
Nov. 21	5	6
Nov. 28	9	8
Dec. 5	8	8
Dec. 12	8	7
Dec. 19	7	6
Dec. 26	10	9
Jan. 2	9	8
Jan. 9	13	9
Jan. 16	11	11
Jan. 23	12	10
Jan. 30	12	12
Feb. 6	9	8
Feb. 13	12	10
Feb. 20	13	9
Feb. 27	12	10
March 6	12	11
March 13	15	13
April 5	np	25



### 1993-94 Week-By-Week

	AP	ESPN/ USA Today
Preseason	18	20
Nov. 22	19	20
Nov. 29	19	12
Dec. 6	14	14
Dec. 13	13	12
Dec. 20	13	12
Dec. 27	12	13
Jan. 3	9	9
Jan. 10	6	6
Jan. 17	9	9
Jan. 24	13	11
Jan. 31	12	9
Feb. 7	16	15
Feb. 14	15	15
Feb. 21	9	11
Feb. 28	8	7
March 7	7	6
March 14	9	10
April 5	np	3

### 1992-93 Week-By-Week

	AP	USA Today/ CNN
Preseason	10	np
Nov. 23	10	10
Nov. 30	9	9
Dec. 7	14	12
Dec. 14	14	10
Dec. 21	14	12
Dec. 28	22	17
Jan. 4	20	17
Jan. 11	12	12
Jan. 18	11	12
Jan. 25	8	8
Feb. 1	8	7
Feb. 8	5	7
Feb. 15	4	6
Feb. 22	4	4
March 1	3	3
March 8	5	7
March 15	6	5
April 6	—	12

### 1991-92 Week-By-Week

	AP	USA Today/ CNN
Preseason	5	np
Nov. 25	3	np
Dec. 2	3	5
Dec. 9	3	3
Dec. 16	2	3
Dec. 23	6	6
Dec. 30	6	6
Jan. 6	6	6
Jan. 13	7	6
Jan. 20	11	10
Jan. 27	9	9
Feb. 3	7	8
Feb. 10	7	7
Feb. 17	5	5
Feb. 24	5	6
March 2	4	4
March 9	2	3
March 16	10	7

### 1990-91 Week-By-Week

	AP	UPI
Preseason	3	2
Nov. 26	2	1
Dec. 3	2	2
Dec. 10	4	4
Dec. 17	4	4
Dec. 24	4	4
Dec. 31	4	4
Jan. 7	6	6
Jan. 14	6	6
Jan. 21	5	5
Jan. 28	6	6
Feb. 4	5	5
Feb. 11	6	6
Feb. 18	9	8
Feb. 25	7	5
March 4	9	7
March 11	8	7

### 1989-90 Week-By-Week

	AP	UPI
Preseason	6	6
Nov. 27	2	3
Dec. 4	20	17
Dec. 12	20	—
Dec. 18	22	—
Dec. 26	21	16
Jan. 1	19	19
Jan. 8	18	19
Jan. 15	23	—
Jan. 22	19	—
Jan. 29	23	—
Feb. 5	22	—
Feb. 12	20	—
Feb. 19	21	—
Feb. 26	23	—
March 5	15	16
March 12	14	12

### 1988-89 Week-By-Week

	AP	UPI
Preseason	11	11
Nov. 21	10	10
Nov. 28	11	9
Dec. 5	10	10
Dec. 12	9	9
Dec. 19	9	9
Dec. 26	8	8
Jan. 2	8	7
Jan. 9	12	10
Jan. 16	9	7
Jan. 23	6	5
Jan. 30	4	3
Feb. 6	1	1
Feb. 13	2	2
Feb. 20	2	2
Feb. 27	1	1
March 6	1	1
March 13	1	1

### 1987-88 Week-By-Week

	AP	UPI
Preseason	17	10
Nov. 30	9	7
Dec. 7	4	2
Dec. 14	2	2
Dec. 21	1	2
Dec. 28	1	1
Jan. 4	3	4
Jan. 11	1	1
Jan. 18	1	1
Jan. 25	1	1
Feb. 1	1	1
Feb. 8	3	3
Feb. 15	3	2
Feb. 22	3	3
Feb. 29	3	3
March 7	3	3
March 14	2	2

### Previous Rankings

1984-85: Feb. 26; 19th AP, 17th UPI  
 1976-77: Jan. 11; 10th AP  
 1975-76: Final poll; 15th AP, 12th UPI  
 1974-75: Jan. 7; 10th AP  
 1973-74: Dec. 25; 12th AP  
 1964-65: Feb. 2; 14th AP  
 1950-51: Final poll; 12th AP, 12th UPI  
 1949-50: Final poll; 15th AP



# VS. RANKED OPPONENTS

Since the Associated Press debuted its college basketball rankings on Jan. 20, 1949, the University of Arizona has played 342 games against nationally ranked opponents.

The Wildcats have played at least one game against a ranked opponent in 69 of those 72 seasons, including the last 56 consecutive.

All told, Arizona has a 153-189 (.447) mark against ranked teams with a 60-44 (.577) record at McKale Center.

Date	Rank	Opponent	Result	Score	Location
1/29/49	10	San Francisco	L	49-56	San Francisco, Calif.
3/11/50	10	LaSalle	L	66-72	New York, N.Y. (N.I.T.)
12/30/50	19	West Virginia	W	68-67	Morgantown, W.Va.
1/29/51	2	Long Island	W	62-61	Tucson, Ariz.
3/13/51	13	Dayton	L	68-74	New York, N.Y. (N.I.T.)
3/21/51	4	Kansas State	L	59-61	Kansas City, Mo. (NCAA Tournament, West Region, First Round)
12/27/52	6	New York University	L	76-103	New York, N.Y. (MSG)
1/5/53	9	Kansas State	L	52-78	Manhattan, Kan.
12/17/53	1	LaSalle	L	68-87	Tucson, Ariz.
12/10/54	16	Utah	L	44-77	Salt Lake City, Utah
12/11/54	16	Utah	L	68-43	Salt Lake City, Utah
12/9/55	5	Utah	L	45-119	Salt Lake City, Utah
12/10/55	5	Utah	L	63-93	Salt Lake City, Utah
12/21/55	18	Memphis State (ot)	L	92-98	Tucson, Ariz.
12/27/55	11	Louisville	L	83-103	Louisville, Ky.
12/28/56	12	Tennessee	L	66-70	Knoxville, Tenn.
12/29/56	12	Vanderbilt	L	76-107	Nashville, Tenn.
1/3/57	17	Oklahoma City	L	55-80	Oklahoma City, Okla.
2/5/58	11	Bradley	L	58-71	Tucson, Ariz.
12/27/58	14	California	L	46-90	Berkeley, Calif.
1/12/61	10	UCLA	L	68-90	Los Angeles, Calif.
12/3/62	10	Wisconsin	W	51-46	Madison, Wis.
12/22/62	6	Colorado	W	60-52	Tucson, Ariz.
2/9/63	5	Arizona State	L	54-73	Tempe, Ariz.
3/4/63	4	Arizona State	L	53-58	Tucson, Ariz.
12/1/64	15	Seattle	W	76-71	Seattle, Wash.
12/28/64	4	UCLA	L	79-99	Los Angeles, Calif.
1/28/65	8	San Francisco	W	71-56	Tucson, Ariz.
1/8/66	8	Brigham Young	L	74-87	Provo, Utah
1/31/66	10	UCLA	L	67-84	Tucson, Ariz.
2/10/66	4	Texas-El Paso (ot)	L	72-81	El Paso, Texas
2/9/67	8	Texas-El Paso	L	66-75	Tucson, Ariz.
12/22/67	2	Houston	L	76-81	Tucson, Ariz.
1/13/68	6	Utah	L	77-83	Salt Lake City, Utah
2/3/68	4	New Mexico	W	69-68	Tucson, Ariz.
2/9/68	10	New Mexico State	L	75-93	Las Cruces, N.M.
2/22/68	7	New Mexico	L	74-102	Albuquerque, N.M.
12/5/68	8	Houston	L	64-85	Houston, Texas
12/26/68	18	Purdue	L	72-98	Honolulu, Hawai'i (Rainbow Classic)
2/8/69	18	New Mexico	L	74-79	Albuquerque, N.M.
12/1/69	4	UCLA	L	65-90	Los Angeles, Calif.
12/26/69	13	Jacksonville	L	72-104	Evansville, Ind. (Evansville Tournament)
1/2/70	7	New Mexico State	L	76-95	Las Cruces, N.M.
12/9/70	9	New Mexico State	L	74-76	Las Cruces, N.M.
12/29/71	6	Ohio State	L	47-90	Los Angeles, Calif. (Bruin Classic)
1/8/72	18	Brigham Young	L	67-88	Provo, Utah
2/11/72	10	Brigham Young	L	78-89	Tucson, Ariz.
12/7/72	17	USC	W	71-69	Tucson, Ariz.
12/23/72	17	Kansas State	L	69-85	Manhattan, Kan.
1/6/73	16	New Mexico	W	83-73	Tucson, Ariz.
2/8/73	20	New Mexico	L	73-93	Albuquerque, N.M.
12/19/73	13	Kansas State	W	74-72	Tucson, Ariz.
12/28/73	6	Marquette	L	62-76	Milwaukee, Wis.
1/11/74	8	New Mexico	W	97-89	Tucson, Ariz.
1/25/74	18	Centenary	W	97-88	Tucson, Ariz.

Date	Rank	Opponent	Result	Score	Location
2/1/75	12	Arizona State	L	81-83	Tucson, Ariz.
3/8/75	8	Arizona State	L	92-107	Tempe, Ariz.
12/8/75	18	Kansas State	L	61-71	Manhattan, Kan.
12/10/75	16	UNLV	L	94-98	Las Vegas, Nev.
12/27/75	6	Cincinnati	W	71-64	Honolulu, Hawai'i (Rainbow Classic)
3/18/76	3	UNLV (ot)	W	114-109	Los Angeles, Calif. (NCAA Tournament, West Regional Semifinal)
3/20/76	5	UCLA	L	66-82	Los Angeles, Calif. (NCAA Tournament, West Regional Final)
12/29/77	8	UCLA	L	63-85	Los Angeles, Calif.
2/9/78	6	New Mexico	L	85-103	Albuquerque, N.M.
12/19/78	18	UNLV	L	79-117	Las Vegas, Nev.
1/18/79	6	UCLA	W	70-69	Tucson, Ariz.
2/17/79	2	UCLA	L	86-110	Los Angeles, Calif.
1/10/80	9	Oregon State	L	72-77	Tucson, Ariz.
2/9/80	4	Oregon State	L	63-73	Corvallis, Ore.
2/23/80	18	Arizona State	L	72-78	Tempe, Ariz.
1/5/81	2	Oregon State	L	49-61	Tucson, Ariz.
1/17/81	8	UCLA	L	76-79	Tucson, Ariz.
1/24/81	7	Arizona State	L	65-83	Tempe, Ariz.
2/12/81	8	UCLA	L	76-79	Los Angeles, Calif.
2/21/81	7	Arizona State	L	65-83	Tucson, Ariz.
3/5/81	2	Oregon State	L	79-90	Corvallis, Ore.
12/3/81	18	UNLV	L	49-69	Tucson, Ariz.
12/29/81	9	Minnesota	L	62-91	Tucson, Ariz.
1/4/82	15	Oregon State	L	55-68	Corvallis, Ore.
3/5/82	4	Oregon State	L	64-92	Tucson, Ariz.
11/26/82	14	Houston	L	63-104	Houston, Texas
12/8/82	11	Tennessee	L	73-92	Knoxville, Tenn.
1/8/83	6	UCLA	L	87-92	Tucson, Ariz.
3/10/83	4	UCLA	L	58-111	Los Angeles, Calif.
12/28/83	16	Texas-El Paso (ot)	L	49-51	El Paso, Texas (Sun Bowl Tournament)
1/7/84	6	UCLA	L	58-61	Tucson, Ariz.
2/11/84	17	Washington	L	51-56	Seattle, Wash.
2/25/84	20	Oregon State	W	69-58	Tucson, Ariz.
1/24/85	10	Oregon State	L	55-59	Corvallis, Ore.
2/23/85	19	Oregon State	W	67-52	Tucson, Ariz.
11/30/85	16	UNLV	L	59-60	Anchorage, Alaska (Great Alaska Shootout)
11/21/86	5	UNLV	L	87-92	Las Vegas, Nev. (Preseason N.I.T.)
12/13/86	13	Georgetown	L	74-82	Landover, Md.
1/24/87	9	Illinois	L	63-82	Champaign, Ill.
2/7/87	4	Iowa	L	80-89	Tucson, Ariz.
11/28/87	9	Michigan	W	79-64	Anchorage, Alaska (Great Alaska Shootout)
11/30/87	1	Syracuse	W	80-69	Anchorage, Alaska (Great Alaska Shootout)
12/12/87	3	Iowa	W	66-59	Iowa City, Iowa
12/30/87	9	Duke	W	91-85	Tucson, Ariz.
1/30/88	13	Illinois	W	78-70	Tucson, Ariz.
3/25/88	17	Iowa	W	99-79	Seattle, Wash. (NCAA Tournament, West Regional Semifinal)
3/27/88	7	North Carolina	W	70-52	Seattle, Wash. (NCAA Tournament, West Regional Final)
4/2/88	4	Oklahoma	L	78-86	Kansas City, Mo. (NCAA Tournament, National Semifinal)
12/2/88	10	North Carolina	L	72-79	Charlotte, N.C. (Tournament of Champions)
12/3/88	17	Temple	W	68-50	Charlotte, N.C. (Tournament of Champions)
12/18/88	10	UNLV	W	86-75	Tucson, Ariz.
1/29/89	19	Stanford	W	72-52	Tucson, Ariz.
2/12/89	5	Oklahoma	L	80-82	Norman, Okla.
2/26/89	9	Duke	W	77-75	East Rutherford, N.J.
3/23/89	15	UNLV	L	67-68	Denver, Colo. (NCAA Tournament, West Regional Semifinal)

(continued on next page...)



# VS. RANKED OPPONENTS

Date	Rank	Opponent	Result	Score	Location	Date	Rank	Opponent	Result	Score	Location
11/25/89	4	Michigan	W	82-75	Springfield, Mass. (Hall of Fame Tip-Off Classic)	11/22/96	7	North Carolina	W	83-72	Springfield, Mass. (Hall of Fame Tip-Off Classic)
1/13/90	19	UCLA	L	67-73	Los Angeles, Calif.	11/30/96	19	New Mexico	L	77-84	Albuquerque, N.M.
1/20/90	3	Oklahoma	W	78-74	Tucson, Ariz.	12/7/96	3	Utah	W	69-61	Anaheim, Calif. (Wooden Classic)
2/18/90	7	UNLV	L	87-95	Las Vegas, Nev.	12/9/96	18	Texas	W	83-78	Tucson, Ariz.
2/25/90	5	Duke	L	76-78	Durham, N.C.	12/21/96	4	Michigan (ot)	L	71-73	Ann Arbor, Mich.
3/3/90	16	Oregon State	W	87-60	Tucson, Ariz.	1/4/97	21	Stanford	W	76-75	Tucson, Ariz.
3/18/90	23	Alabama	L	55-77	Long Beach, Calif. (NCAA Tournament, West Region, Second Round)	2/4/97	21	Tulane	W	81-62	Phoenix, Ariz. (7-Up Shootout)
11/23/90	2	Arkansas	W	89-77	New York, N.Y. (Preseason N.I.T.)	2/13/97	24	UCLA	L	64-66	Tucson, Ariz.
12/8/90	18	Louisiana State	L	82-92	Baton Rouge, La.	3/6/97	23	Stanford	L	80-81	Palo Alto, Calif.
1/12/91	7	UCLA	W	82-77	Tucson, Ariz.	3/15/97	16	Coll. of Charleston	W	73-69	Memphis, Tenn. (NCAA Tournament, Southeast Region, Second Round)
2/10/91	14	UCLA (ot)	W	105-94	Los Angeles, Calif.	3/21/97	1	Kansas	W	85-82	Birmingham, Ala. (NCAA Tournament, Southeast Regional Semifinal)
2/24/91	7	Duke (2ot)	W	103-96	Tucson, Ariz.	3/29/97	4	North Carolina	W	66-58	Indianapolis, Ind. (NCAA Tournament, National Semifinal)
3/21/91	13	Seton Hall	L	77-81	Seattle, Wash. (NCAA Tournament, West Regional Semifinal)	3/31/97	5	Kentucky (ot)	W	84-79	Indianapolis, Ind. (NCAA Tournament, National Championship)
12/7/91	16	Louisiana State	W	87-67	Tucson, Ariz.	11/25/97	8	Kentucky	W	89-74	Lahaina, Hawai'i (Maui Invitational)
12/21/91	19	Arkansas	L	59-65	Fayetteville, Ark.	11/26/97	3	Duke	L	89-95	Lahaina, Hawai'i (Maui Invitational)
1/11/92	2	UCLA	L	87-89	Tucson, Ariz.	12/2/97	2	Kansas	L	87-90	Chicago, Ill. (Great Eight)
3/12/92	8	UCLA	L	81-89	Los Angeles, Calif.	12/23/97	17	Florida State	L	79-84	Tallahassee, Fla.
1/7/93	15	UCLA	W	82-80	Los Angeles, Calif.	1/3/98	9	UCLA	W	87-75	Tucson, Ariz.
2/21/93	8	Cincinnati	W	70-60	Phoenix, Ariz. (7-Up Shootout)	1/18/98	15	New Mexico	W	89-70	Tucson, Ariz.
12/5/93	8	Oklahoma State	W	97-84	Phoenix, Ariz. (Dial Invitational)	1/29/98	4	Stanford	W	93-75	Palo Alto, Calif.
12/22/93	16	Boston College	W	70-65	Lahaina, Hawai'i (Maui Invitational)	2/28/98	8	Stanford	W	90-58	Tucson, Ariz.
12/23/93	5	Kentucky	L	92-93	Lahaina, Hawai'i (Maui Invitational)	3/7/98	19	UCLA	W	91-87	Los Angeles, Calif.
12/30/93	7	Michigan	W	119-95	Tucson, Ariz.	3/19/98	20	Maryland	W	87-79	Anaheim, Calif. (NCAA Tournament, West Regional Semifinal)
1/8/94	25	Marquette	W	94-80	Tucson, Ariz.	3/21/98	6	Utah	L	51-76	Anaheim, Calif. (NCAA Tournament, West Regional Final)
1/13/94	19	California (ot)	L	93-98	Tucson, Ariz.	11/13/98	9	Tennessee	W	73-72	Albuquerque, N.M. (Black Coaches Association Classic)
1/20/94	2	UCLA	L	66-74	Los Angeles, Calif.	1/2/99	10	UCLA	L	75-82	Los Angeles, Calif.
2/13/94	18	California	W	96-77	Berkeley, Calif.	1/16/99	16	New Mexico	L	78-79	Albuquerque, N.M.
2/19/94	8	UCLA	W	98-74	Tucson, Ariz.	1/28/99	3	Stanford	W	79-78	Tucson, Ariz.
3/24/94	10	Louisville	W	82-70	Los Angeles, Calif. (NCAA Tournament, West Regional Semifinal)	2/27/99	6	Stanford	L	83-98	Palo Alto, Calif.
3/26/94	5	Missouri	W	92-72	Los Angeles, Calif. (NCAA Tournament, West Regional Final)	3/6/99	12	UCLA	W	87-70	Tucson, Ariz.
4/2/94	2	Arkansas	L	82-91	Charlotte, N.C. (NCAA Tournament, National Semifinal)	11/26/99	11	Kentucky	W	63-51	New York, N.Y. (Preseason N.I.T.)
11/26/94	19	Oklahoma State	W	73-63	Anchorage, Alaska (Great Alaska Shootout)	12/4/99	9	Texas	W	88-81	Austin, Texas
11/30/94	17	Michigan	W	78-57	Auburn Hills, Mich. (Great Eight)	12/7/99	6	Connecticut	L	69-79	Chicago, Ill. (Great Eight)
12/22/94	14	Syracuse	L	84-94	Syracuse, N.Y.	12/11/99	4	Michigan State	W	79-68	Tucson, Ariz.
1/5/95	15	Arizona State	L	52-53	Tempe, Ariz.	1/8/00	1	Stanford	W	68-65	Palo Alto, Calif.
1/12/95	20	California	W	99-86	Berkeley, Calif.	1/20/00	25	UCLA	W	76-61	Los Angeles, Calif.
1/19/95	4	UCLA	L	61-71	Tucson, Ariz.	2/3/00	23	Oregon	W	77-71	Tucson, Ariz.
1/26/95	18	Oregon	W	97-89	Eugene, Ore.	3/9/00	2	Stanford	W	86-81	Tucson, Ariz.
2/9/95	15	Stanford	W	84-73	Tucson, Ariz.	11/22/00	8	Illinois	W	79-76	Lahaina, Hawaii (Maui Invitational)
2/18/95	6	UCLA	L	70-72	Los Angeles, Calif.	12/9/00	15	Connecticut	L	69-71	Storrs, Conn.
3/11/95	18	Arizona State (2ot)	L	98-103	Tucson, Ariz.	12/16/00	5	Illinois	L	73-81	Chicago, Ill.
11/17/95	16	Arkansas	W	83-73	Fayetteville, Ark.	1/6/01	2	Stanford	L	76-85	Tucson, Ariz.
11/22/95	16	Michigan	W	86-79	New York, N.Y. (Preseason N.I.T.)	1/18/01	24	USC	W	71-58	Tucson, Ariz.
11/24/95	5	Georgetown	W	91-81	New York, N.Y. (Preseason N.I.T.)	1/27/01	20	Texas	W	70-58	Tucson, Ariz.
12/23/95	13	Syracuse	L	70-79	Tucson, Ariz.	2/15/01	24	UCLA (ot)	L	77-79	Los Angeles, Calif.
1/20/96	13	UCLA	W	88-79	Tucson, Ariz.	3/8/01	1	Stanford	W	76-75	Palo Alto, Calif.
2/11/96	5	Cincinnati	W	79-76	Phoenix, Ariz. (7-Up Shootout)	3/23/01	14	Mississippi	W	66-56	San Antonio, Texas (NCAA Tournament, Midwest Regional Semifinal)
2/15/96	18	UCLA	L	75-76	Los Angeles, Calif.	3/25/01	4	Illinois	W	87-81	San Antonio, Texas (NCAA Tournament, Midwest Regional Final)
3/17/96	21	Iowa	W	87-73	Tempe, Ariz. (NCAA Tournament, West Region, Second Round)	3/31/01	3	Michigan State	W	80-61	Minneapolis, Minn. (NCAA Tournament, National Semifinal)
3/22/96	6	Kansas	L	80-83	Denver, Colo. (NCAA Tournament, West Regional Semifinal)	4/2/01	1	Duke	L	72-82	Minneapolis, Minn. (NCAA Tournament, National Championship)

(continued on next page...)



# VS. RANKED OPPONENTS

Date	Rank	Opponent	Result	Score	Location	Date	Rank	Opponent	Result	Score	Location
11/8/01	2	Maryland	W	71-67	New York, N.Y. (Coaches vs. Cancer IKON Classic)	11/25/07	4	Kansas	L	72-76 (ot)	Lawrence, Kan.
11/9/01	5	Florida	W	75-71	New York, N.Y. (Coaches vs. Cancer IKON Classic)	12/2/07	9	Texas A&M	W	78-67	Tucson, Ariz.
11/17/01	23	Texas	W	88-74	Austin, Texas	12/29/07	2	Memphis	L	63-76	Memphis, Tenn.
12/1/01	8	Kansas	L	97-105	Tucson, Ariz.	1/24/08	6	Washington State	W	76-64	Tucson, Ariz.
12/4/01	5	Illinois	W	87-82	Phoenix, Ariz. (Southwest Showdown)	2/2/08	5	UCLA	L	60-82	Los Angeles, Calif.
12/15/01	23	Michigan State	L	60-74	East Lansing, Mich.	2/16/08	7	Stanford	L	66-67	Tucson, Ariz.
1/17/02	18	USC	W	97-80	Tucson, Ariz.	2/23/08	17	Washington State	W	65-55	Pullman, Wash.
1/19/02	9	UCLA	W	96-86	Tucson, Ariz.	3/2/08	4	UCLA	L	66-68	Tucson, Ariz.
1/26/02	25	Connecticut (ot)	L	98-101	Tucson, Ariz.	3/13/08	11	Stanford	L	64-75	Los Angeles, Calif. (Pacific Life Pac-10 Tournament Quarterfinal)
2/2/02	18	Stanford	W	88-82	Palo Alto, Calif.	12/14/08	4	Gonzaga	W	69-64	Phoenix, Ariz.
2/14/02	20	UCLA	L	76-77	Los Angeles, Calif.	1/15/09	9	UCLA	L	60-83	Los Angeles, Calif.
2/16/02	25	USC	L	89-94	Los Angeles, Calif.	1/21/09	17	Arizona State	L	47-53	Tucson, Ariz.
2/28/02	17	Stanford	L	71-76	Tucson, Ariz.	1/29/09	23	Washington	W	106-97	Tucson, Ariz.
3/2/02	21	California	W	99-53	Tucson, Ariz.	2/14/09	11	UCLA	W	84-72	Tucson, Ariz.
3/8/02	25	California	W	90-78	Los Angeles, Calif. (Pac-10 Tournament Semifinal)	2/22/09	14	Arizona State	L	68-70	Tempe, Ariz.
3/9/02	22	USC	W	81-71	Los Angeles, Calif. (Pac-10 Tournament Championship)	2/28/09	21	Washington	L	78-83	Seattle, Wash.
3/21/02	3	Oklahoma	L	67-88	San Jose, Calif. (NCAA Tournament, West Regional Semifinal)	3/12/09	23	Arizona State	L	56-68	Los Angeles, Calif. (Pacific Life Pac-10 Tournament Quarterfinal)
11/23/02	19	Western Kentucky	W	107-68	Tucson, Ariz.	3/20/09	25	Utah	W	84-71	Miami, Fla. (2009 NCAA Tournament Midwest Region First Round)
12/15/02	8	Texas	W	73-70	Tucson, Ariz.	3/27/09	1	Louisville	L	64-103	Indianapolis, Ind. (2009 NCAA Tournament Midwest Regional Semifinal)
1/2/03	9	Oregon	W	81-72	Eugene, Ore.	11/25/09	24	Vanderbilt	L	72-84	Lahaina, Hawai'i (2009 EA Sports Maui Invitational)
1/25/03	6	Kansas	W	91-74	Lawrence, Kan.	12/2/09	24	UNLV	L	72-74 (2ot)	Tucson, Ariz.
2/1/03	20	California	W	95-80	Tucson, Ariz.	1/10/10	24	Washington	W	87-70	Tucson, Ariz.
2/27/03	23	California	W	88-75	Berkeley, Calif.	11/27/10	6	Kansas	L	79-87	Las Vegas, Nev. (IBN Sports Las Vegas Invitational)
3/1/03	19	Stanford	W	72-69	Palo Alto, Calif.	12/11/10	18	BYU	L	65-87	Salt Lake City, Utah
3/27/03	22	Notre Dame	W	88-71	Anaheim, Calif. (NCAA Tournament, West Regional Semifinal)	1/20/11	20	Washington	L	68-85	Seattle, Wash.
3/29/03	6	Kansas	L	75-78	Anaheim, Calif. (NCAA Tournament, West Regional Final)	3/20/11	8	Texas	W	70-69	Tulsa, Okla. (2011 NCAA Tournament West Region Third Round)
11/28/03	8	Florida	L	77-78	Springfield, Mass. (MassMutual Tip-Off Classic)	3/24/11	3	Duke	W	93-77	Anaheim, Calif. (2011 NCAA Tournament West Regional Semifinal)
12/9/03	6	Texas	W	91-83	New York, N.Y. (Jimmy V Classic)	3/26/11	9	Connecticut	L	63-65	Anaheim, Calif. (2011 NCAA Tournament West Regional Final)
12/13/03	22	Marquette	W	85-75	Tucson, Ariz.	12/7/11	12	Florida	L	72-78 (ot)	Gainesville, Fla.
1/10/04	4	Stanford	L	72-82	Tucson, Ariz.	12/15/12	5	Florida	W	65-64	Tucson, Ariz.
2/7/04	2	Stanford	L	77-80	Palo Alto, Calif.	12/25/12	17	San Diego State	W	68-67	Honolulu, Hawai'i (Diamond Head Classic Championship)
11/26/04	1	Wake Forest	L	60-63	New York, N.Y. (Preseason N.I.T. Championship)	3/15/13	21	UCLA	L	64-66	Las Vegas, Nev. (Pac-12 Tournament Semifinal)
12/5/04	15	Mississippi State	W	68-64	Anaheim, Calif. (John R. Wooden Classic)	3/28/13	7	Ohio State	L	70-73	Los Angeles, Calif. (NCAA West Regional Semifinal)
12/18/04	25	Marquette	W	48-43	Milwaukee, Wis.	11/29/13	6	Duke	W	72-66	New York, N.Y. (NIT Season Tip-Off Final)
1/27/05	10	Washington	W	91-82	Tucson, Ariz.	3/27/14	13	San Diego State	W	70-64	Anaheim, Calif. (NCAA West Regional Semifinal)
2/26/05	14	Washington	L	85-93	Seattle, Wash.	3/29/14	12	Wisconsin	L	63-64 (ot)	Anaheim, Calif. (NCAA West Regional Semifinal)
3/12/05	14	Washington	L	72-81	Los Angeles, Calif. (Pacific Life Pac-10 Tournament Championship)	11/22/14	15	San Diego State	W	61-59	Lahaina, Hawai'i (EA Sports Maui Invitational Semifinal)
3/24/05	6	Oklahoma State	W	79-78	Rosemont, Ill. (NCAA Tournament, Chicago Regional Semifinal)	12/6/14	9	Gonzaga	W	66-63 (ot)	Tucson, Ariz.
3/26/05	1	Illinois	L	89-90 (ot)	Rosemont, Ill. (NCAA Tournament, Chicago Regional Final)	1/17/15	8	Utah	W	69-51	Tucson, Ariz.
11/22/05	3	Connecticut	L	70-79	Lahaina, Hawai'i (EA Sports Maui Invitational Semifinal)	2/27/15	13	Utah	W	63-57	Salt Lake City, Utah (NCAA West Regional Final)
11/23/05	12	Michigan State	L	71-74 (ot)	Lahaina, Hawai'i (EA Sports Maui Invitational Consolation)	3/28/15	3	Wisconsin	L	78-85	Los Angeles, Calif.
12/31/05	7	Washington	W	96-95 (2ot)	Seattle, Wash.	12/5/15	13	Gonzaga	W	68-63	Spokane, Wash.
1/5/06	17	UCLA	L	79-85	Tucson, Ariz.	1/28/16	23	Oregon	L	75-83	Tucson, Ariz.
1/28/06	25	North Carolina	L	69-86	Chapel Hill, N.C.	2/14/16	23	USC	W	86-78	Tucson, Ariz.
2/4/06	14	UCLA	L	73-84	Los Angeles, Calif.	2/27/16	22	Utah	L	64-70	Salt Lake City, Utah
3/4/06	14	Washington	L	67-70	Tucson, Ariz.	3/3/16	25	California	W	64-61	Tucson, Ariz. (Pac-12 Tournament Semifinal)
3/10/06	13	UCLA	L	59-71	Los Angeles, Calif. (Pacific Life Pac-10 Tournament Semifinal)	3/11/16	8	Oregon	L	89-95 (ot)	Las Vegas, Nev. (Armed Forces Classic)
3/19/06	3	Villanova	L	78-82	Philadelphia, Pa. (NCAA Tournament, Minneapolis Region, Second Round)	11/11/16	12	Michigan State	W	65-63	Honolulu, Hawai'i
12/20/06	18	Memphis	W	79-71	Tucson, Ariz. (Chase Fiesta Bowl Classic)	12/3/16	8	Gonzaga	L	62-69	Los Angeles, Calif.
1/4/07	24	Washington	W	96-87	Seattle, Wash.	1/21/17	3	UCLA	W	96-85	Los Angeles, Calif.
1/14/07	15	Oregon	L	77-79	Tucson, Ariz.	2/4/17	13	Oregon	L	58-85	Eugene, Ore.
1/20/07	3	UCLA	L	69-73	Los Angeles, Calif.	2/25/17	5	UCLA	L	72-77	Tucson, Ariz. (Pac-12 Tournament Semifinal)
1/27/07	4	North Carolina	L	64-92	Tucson, Ariz.	3/10/17	3	UCLA	W	86-75	Las Vegas, Nev. (Pac-12 Tournament Championship)
2/1/07	18	Washington State	L	66-72	Tucson, Ariz.	3/11/17	5	Oregon	W	83-80	Las Vegas, Nev. (NCAA Tournament West Region 2nd Round)
2/10/07	13	Oregon	W	77-74	Eugene, Ore.	3/18/17	22	Saint Mary's	W	69-60	Salt Lake City, Utah (Battle 4 Atlantis)
2/15/07	22	USC	L	75-80	Tucson, Ariz.						
2/17/07	5	UCLA	L	66-81	Tucson, Ariz.						
3/8/07	16	Oregon	L	50-69	Los Angeles, Calif. (Pacific Life Pac-10 Tournament Quarterfinal)						



# VS. RANKED OPPONENTS

Date	Rank	Opponent	Result	Score	Location
11/24/17	18	Purdue	L	64-89	Nassau, Bahamas
12/5/17	7	Texas A&M	W	67-64	Phoenix, Ariz.
12/30/17	3	Arizona State	W	84-78	Tucson, Ariz.
2/15/18	25	Arizona State	W	77-70	Tempe, Ariz.
11/20/18	3	Gonzaga	L	74-91	Lahaina, Hawai'i (Maui Invitational Semifinal)
11/21/18	8	Auburn	L	57-73	Lahaina, Hawai'i (Maui Invitational Consolation Game)
12/7/19	18	Baylor	L	58-63	Waco, Texas
12/14/19	6	Gonzaga	L	80-84	Tucson, Ariz.
1/9/20	9	Oregon	L	73-74 (ot)	Eugene, Ore.
1/18/20	20	Colorado	W	75-54	Tucson, Ariz.
2/22/20	14	Oregon	L	72-73 (ot)	Tucson, Ariz.
2/20/21	17	USC	W	81-72	Los Angeles, Calif.
11/21/21	4	Michigan	W	80-62	Las Vegas, Nev.
12/22/21	19	Tennessee	L	73-77	Knoxville, Tenn.
1/25/22	7	UCLA	L	59-75	Los Angeles, Calif.
2/3/22	3	UCLA	W	76-66	Tucson, Ariz.
2/5/22	19	USC	W	72-63	Tucson, Ariz.
3/1/22	16	USC	W	91-71	Los Angeles, Calif.
3/12/22	13	UCLA	W	84-76	Las Vegas, Nev. (Pac-12 Tournament, Las Vegas, Championship Game)
3/24/22	15	Houston	L	60-72	San Antonio, Texas (NCAA Tournament, South Region, Regional Semifinal)

## RANKED OPPONENT BREAKDOWN (1949-PRESENT)

Coach	Home	Road	Neutral	Totals
Fred A. Enke	1-3	1-13	0-3	2-19
Bruce Larson	3-4	2-14	0-3	5-21
Fred Snowden	6-8	0-17	2-0	8-25
Ben Lindsey	0-1	0-3	0-0	0-4
Lute Olson	37-19	23-34	43-26	103-79
Jim Rosborough	0-1	0-0	0-0	0-1
Kevin O'Neill	2-2	1-3	0-1	3-6
Russ Pennell	2-1	0-3	2-2	4-6
Sean Miller	8-5	5-6	11-13	24-24
Tommy Lloyd	2-0	1-2	2-1	5-3
<b>Totals</b>	<b>61-44</b>	<b>33-95</b>	<b>60-49</b>	<b>154-188</b>

## UA VS. EACH RANKING SLOT

Rnk	Record	Last Met	Opponent	Result	Score
No. 1:	4-4	3/26/05	Illinois	L	89-90 (ot)
No. 2:	4-11	12/29/07	Memphis	L	63-76
No. 3:	11-7	2/3/22	UCLA	W	76-66
No. 4:	8-16	11/21/21	Michigan	W	80-62
No. 5:	8-12	3/11/17	Oregon	W	83-80
No. 6:	8-15	12/14/19	Gonzaga	L	80-84
No. 7:	7-8	1/25/22	at UCLA	L	59-75
No. 8:	11-13	11/21/18	Auburn	L	57-73
No. 9:	10-8	1/9/20	at Oregon	L	73-74 (ot)
No. 10:	4-9	1/27/05	Washington	W	91-82
No. 11:	2-4	2/14/09	UCLA	W	84-72
No. 12:	2-6	11/11/16	Michigan State	W	65-63
No. 13:	8-7	3/12/22	vs. UCLA	W	84-76
No. 14:	2-9	2/22/20	Oregon	L	72-73 (ot)
No. 15:	6-5	3/24/22	vs. Houston	L	L, 60-72
No. 16:	8-7	3/1/22	at USC	W	91-71
No. 17:	14-8	2/20/2021	USC	W	81-72
No. 18:	7-15	12/7/2019	at Baylor	L	58-63
No. 19:	8-5	2/5/2022	USC	W	72-63
No. 20:	6-3	1/18/2020	Colorado	W	75-54
No. 21:	4-2	3/15/13	UCLA	L	64-66
No. 22:	4-1	3/18/17	Saint Mary's	W	69-60
No. 23:	5-5	2/14/16	USC	W	86-78
No. 24:	2-2	1/4/07	Washington	W	96-87
No. 25:	7-5	2/15/18	Arizona State	W	77-70



# COACHING HISTORY

Year	Coach	Captain(s)	Overall				Conference					
			W	L	T	Pts.	Opp.	W	L	Place	Postseason	
1904-05	Orin A. Kates	Charles O. Brown, Jr.	1	0	1	59	51					
1905-06	Orin A. Kates	Charles O. Brown, Jr.	(Intra-Squad Games Only)									
1906-07	Unknown	Hugo E. Birkner	3	1		100	60					
1907-08	Unknown	Jose Salazar	1	2		50	67					
1908-09	Unknown	George Roberson	1	1		30	32					
1909-10	Unknown	Ernest O. Blades	2	2		103	87					
1910-11	Unknown	George Spaulding	3	0		122	88					
1911-12	Frank L. Kleeberger	James D. Sullivan	2	2		90	104					
1912-13	Raymond L. Quigley	Normal G. Hayhurst	3	2		116	115					
1913-14	Raymond L. Quigley	Ralph L. Reynolds	7	2		276	175					
1914-15	J.F. McKale	Leo F. Cloud	9	0		312	146					
1915-16	J.F. McKale	Alma P. Sessions	5	0		176	87					
1916-17	J.F. McKale	James S. Maffeo	10	2		460	246					
1917-18	J.F. McKale	Albin A. Iselin	3	2		226	143					
1918-19	J.F. McKale	J. Prugh Herndon	6	3		332	226					
1919-20	J.F. McKale	A. Louis Slonaker	9	5		436	337					
1920-21	J.F. McKale	Thomas J. Wallace	7	0		407	130					
1921-22	James H. Pierce	Bret H. Locking	10	2		399	259					
1922-23	James H. Pierce	Harold C. Tovrea	17	3		679	407					
1923-24	Basil Stanley	Harold C. Tovrea	14	3		685	350					
1924-25	Walter Davis	Marvin C. Clark	7	4		306	250					
1925-26	Fred A. Enke	Frank Brookshier	6	7		376	331					
1926-27	Fred A. Enke	Frank Brookshier	13	4		524	442					
1927-28	Fred A. Enke	George Sorenson	13	3		612	465					
1928-29	Fred A. Enke	George Sorenson	19	4		975	509					
1929-30	Fred A. Enke	Waldo Dicus/Neil Goodman	15	6		721	573					
1930-31	Fred A. Enke	Nelson/Ridgway	9	6		441	431					
1931-32	Fred A. Enke	Jack Raffety	18	2		843	375	8	2		1st	
1932-33	Fred A. Enke	Edgar Crismon	19	5		960	716	7	3		1st	
1933-34	Fred A. Enke	George Johnson	18	9		1039	863	9	3		2nd	
1934-35	Fred A. Enke	Walter Schlotzhauer	11	8		711	712	5	7		4th	
1935-36	Fred A. Enke	Elmer Vickers	16	7		852	733	11	5		1st	
1936-37	Fred A. Enke	Ralph Warford	14	11		857	840	9	7		3rd	
1937-38	Fred A. Enke	Walter Helm/Lorry DeGrazia	13	8		864	807	9	7		2nd	
1938-39	Fred A. Enke	Dan Clarke	12	11		936	963	8	10		5th	
1939-40	Fred A. Enke	Carl Berra/George Jordan	15	10		1086	1033	12	4		1st	
1940-41	Fred A. Enke	Wilmer Harper	11	7		842	749	9	6		2nd	
1941-42	Fred A. Enke	Bob Ruman/Vince Cullen	9	13		972	995	6	10		6th	
1942-43	Fred A. Enke	George Genung	22	2		1405	931	16	2		T1st	
1943-44	Fred A. Enke	George Genung	12	2		714	545	—	—		+	
1944-45	Fred A. Enke	Harold Goodman	7	11		701	810	3	4		6th+	
1945-46	Fred A. Enke	Marvin Borodkin	25	5		1667	1234	14	3		1st	NIT
1946-47	Fred A. Enke	Link Richmond/Morris Udall	21	3		1505	1139	14	2		1st	
1947-48	Fred A. Enke	Fred W. Enke/John Padelford	19	10		1763	1566	12	4		1st	
1948-49	Fred A. Enke	Hillard Crum/William Mann	17	11		1526	1441	13	3		1st	
1949-50	Fred A. Enke	Leon Bleivins	26	5		2027	1677	14	2		1st	NIT
1950-51	Fred A. Enke	Leo Johnson/Bob Honea	24	6		2085	1661	15	1		1st	NIT, NCAA
1951-52	Fred A. Enke	Roger Johnson	11	16		1765	1858	6	8		T3rd	
1952-53	Fred A. Enke	Bill Kemmeries	13	11		1757	1764	11	3		T1st	
1953-54	Fred A. Enke	John Bruner	14	10		1586	1702	8	4		3rd	
1954-55	Fred A. Enke	George Rountree/Eli Lazovich/Jim Brower	8	17		1691	1849	3	9		6th	
1955-56	Fred A. Enke	Bill Wagner/Bill Reeves	11	15		1905	2096	6	6		5th	
1956-57	Fred A. Enke	Bill Reeves	13	13		1905	1944	5	5		3rd	
1957-58	Fred A. Enke	Ed Nymeyer	10	15		1661	1797	4	6		T4th	
1958-59	Fred A. Enke	Dick Mower/Louis Hopkins	4	22		1643	2052	1	9		6th	
1959-60	Fred A. Enke	Jon Conner/Ernie McCray	10	14		1679	1742	4	6		4th	
1960-61	Fred A. Enke	Marv Dutt/Bill Weese	11	15		1916	2030	5	5		3rd	
1961-62	Bruce Larson	Joe Skaisgir	12	14		1707	1708					
1962-63	Bruce Larson	Wes Flynn	13	13		1613	1609	3	7		T5th	
1963-64	Bruce Larson	Warren Rustand	15	11		1754	1637	4	6		4th	
1964-65	Bruce Larson	Warren Rustand	17	9		1891	1733	5	5		T2nd	
1965-66	Bruce Larson	Harvey Fox/Bob Hansen/Bob Spahn	15	11		1930	1878	5	5		3rd	
1966-67	Bruce Larson	Mike Abound	8	17		1693	1828	3	7		5th	
1967-68	Bruce Larson	Mike Kordick/Bill Davis	11	13		1771	1794	4	6		T4th	
1968-69	Bruce Larson	Jim Hansen	17	10		2107	1968	5	5		3rd	
1969-70	Bruce Larson	Mickey Foster	12	14		2039	2131	8	6		4th	
1970-71	Bruce Larson	Tom Lee/Lanny Mitchell	10	16		2153	2216	3	11		8th	
1971-72	Bruce Larson	Bruce Anderson/Jim Huckestein	6	20		1730	1997	4	10		7th	
1972-73	Fred Snowden	Lynard Harris/Tom Lawson	16	10		2110	2120	9	5		T2nd	
1973-74	Fred Snowden	Ron Allen/Eric Money/Coniel Norman	19	7		2315	2130	9	5		T2nd	
1974-75	Fred Snowden	Dave Burns/Steve Kanner	22	7		2380	2164	9	5		3rd	NCIT
1975-76	Fred Snowden	Al Flemming/Jim Rappis	24	9		2704	2464	11	3		1st	NCAA
1976-77	Fred Snowden	Bob Elliott/Herman Harris/Len Gordy	21	6		2302	2014	10	4		2nd	NCAA
1977-78	Fred Snowden	Phil Taylor	15	11		2184	2066	6	8		T4th	
1978-79	Fred Snowden	Larry Demic	16	11		2062	2140	10	8		T4th	
1979-80	Fred Snowden	Joe Nehls	12	15		1966	2055	6	12		6th	
1980-81	Fred Snowden	Russell Brown	13	14		1996	1933	8	10		T5th	



# COACHING HISTORY

Year	Coach	Captain(s)	W	L	T	Overall		Conference			Postseason
						Pts.	Opp.	W	L	Place	
1981-82	Fred Snowden	Frank Smith	9	18		1732	1913	4	14	T8th	
1982-83	Ben Lindsey	John Belobraydic	4	24		1849	2181	1	17	10th	
1983-84	Lute Olson	Pete Williams/Eddie Smith	11	17		1767	1768	8	10	8th	
1984-85	Lute Olson	Brock Brunkhorst	21	10		2123	1868	12	6	T3rd	NCAA
1985-86	Lute Olson	Steve Kerr/John Edgar	23	9		2202	1992	14	4	1st	NCAA
1986-87	Lute Olson	Bruce Fraser	18	12		2268	2064	13	5	2nd	NCAA
1987-88	Lute Olson	Steve Kerr	35	3		3234	2439	17	1	1st	NCAA (Final Four)
1988-89	Lute Olson	Sean Elliott/Anthony Cook	29	4		2788	2207	17	1	1st	NCAA
1989-90	Lute Olson	Jud Buechler	25	7		2524	2140	15	3	T1st	NCAA
1990-91	Lute Olson	Matt Muehlebach	28	7		3021	2510	14	4	1st	NCAA
1991-92	Lute Olson	Sean Rooks/Matt Othick/Wayne Womack	24	7		2629	2134	13	5	3rd	NCAA
1992-93	Lute Olson	Chris Mills	24	4		2340	1998	17	1	1st	NCAA
1993-94	Lute Olson	Kevin Flanagan/Khalid Reeves/ Damon Stoudamire	29	6		3124	2604	14	4	1st	NCAA (Final Four)
1994-95	Lute Olson	Reggie Geary/Ray Owes/Damon Stoudamire	24	7		2631	2350	14	4	2nd	NCAA
1995-96	Lute Olson	Ben Davis/Reginald Geary/ Joseph McLean/Corey Williams	27	6		2693	2372	14	4	2nd	NCAA
1996-97	Lute Olson	Michael Dickerson/Miles Simon	25	9		2850	2491	11	7	5th	NCAA (Champion)
1997-98	Lute Olson	Michael Dickerson/Miles Simon	30	5		3177	2610	17	1	1st	NCAA
1998-99 (!)	Lute Olson	Jason Terry/A.J. Bramlett	22	6		2383	2181	13	5	2nd	NCAA
1999-2000	Lute Olson	Josh Pastner/Loren Woods	27	7		2599	2284	15	3	T1st	NCAA
2000-01	Lute Olson/ Jim Rosborough	Eugene Edgersen/ Justin Wessel/Loren Woods	28	8		2926	2386	15	3	2nd	NCAA (Runner-Up)
2001-02	Lute Olson	Rick Anderson/Jason Gardner/Luke Walton	24	10		2793	2642	12	6	T2nd	NCAA
2002-03	Lute Olson	Rick Anderson/Jason Gardner/Luke Walton	28	4		2725	2262	17	1	1st	NCAA
2003-04	Lute Olson	Jason Ranne/Channing Frye	20	10		2614	2354	11	7	3rd	NCAA
2004-05	Lute Olson	Channing Frye/Salim Stoudamire	30	7		2948	2579	15	3	1st	NCAA
2005-06	Lute Olson	Mustafa Shakur/Ivan Radenovic	20	13		2433	2267	11	7	4th	NCAA
2006-07	Lute Olson	Mustafa Shakur/Ivan Radenovic	20	11		2417	2247	11	7	T3rd	NCAA
2007-08 (!!)	Kevin O'Neill	Jawann McClellan	0	14		2443	2276	0	10	7th	NCAA
2008-09	Russ Pennell	Chase Budinger/Nic Wise	21	14		2529	2421	9	9	T5th	NCAA
2009-10	Sean Miller	Nic Wise	16	15		2229	2233	10	8	4th	
2010-11	Sean Miller	Jamelle Horne	30	8		2905	2580	14	4	1st	NCAA
2011-12	Sean Miller	Alex Jacobson	23	12		2416	2196	12	6	4th	NIT
2012-13	Sean Miller	Solomon Hill, Kevin Parrom	27	8		2570	2226	12	6	T2nd	NCAA
2013-14	Sean Miller	Brandon Ashley/Nick Johnson/T.J. McConnell/ Kaleb Tarczewski	33	5		2769	2225	15	3	1st	NCAA
2014-15	Sean Miller	Brandon Ashley/T.J. McConnell/Kaleb Tarczewski	34	4		2911	2268	16	2	1st	NCAA
2015-16	Sean Miller	Ryan Anderson/Kaleb Tarczewski/Gabe York	25	9		2735	2342	12	6	T-3rd	NCAA
2016-17	Sean Miller	Kadeem Allen/Allonzo Trier	32	5		2833	2440	16	2	T-1st	NCAA
2017-18	Sean Miller	Parker Jackson-Cartwright/Allonzo Trier	27	8		2818	2509	14	4	1st	NCAA
2018-19	Sean Miller	Justin Coleman/Chase Jeter	17	15		2269	2205	8	10	9th	
2019-20	Sean Miller	Chase Jeter/Stone Gettings/Dylan Smith	21	11		2445	2090	10	8	T5th	^
2020-21	Sean Miller	James Akinjo/Ira Lee	17	9		1961	1783	11	9	5th	Postseason Ban
2021-22	Tommy Lloyd	Christian Koloko/Dalen Terry	33	4		3107	2518	18	2	1st	NCAA

\* Arizona was a member of the Border Conference from 1931-61, the Western Athletic Conference from 1962-78, the Pacific-10 Conference from 1978-2011 and the Pac-12 Conference from 2011-present.  
 + Due to travel restrictions during World War II, no official Border Conference championship was awarded in 1943-44 or 1944-45. Record listed in 1944-45 reflects a limited schedule vs. other conference members.

(!) NCAA Tournament appearance vacated due to NCAA infractions. Actual on-court record was 22-7.

(!!) Results vacated due to NCAA infractions under a previous head coach, including NCAA Tournament appearance. Actual on-court record was 19-15 overall, 8-10 in Pac-10 play.

(\*) 2019-20 season was suspended on March 12, 2020 due to Coronavirus Pandemic





# COACHING HISTORY

## CAREER COACHING RECORDS

Years	Name	Seasons	W	L	T	Pct.	Best Season
1904-06	Orin A. Kates	*2	1	0	1	1.000	1-0 in 1904-05
1906-11	Unknown	5	10	6		.625	3-0 in 1910-11
1911-12	Frank L. Kleeberger	1	2	2		.500	2-2 in 1911-12
1912-14	Raymond L. Quigley	2	10	4		.714	7-2 in 1913-14
1914-21	J.F. McKale	7	49	12		.803	9-0 in 1914-15
1921-23	James H. Pierce	2	27	5		.844	17-3 in 1922-23
1923-24	Basil Stanley	1	14	3		.824	14-3 in 1923-24
1924-25	Walter Davis	1	7	4		.637	7-4 in 1924-25
1925-61	Fred A. Enke	36	509	324		.611	22-2 in 1942-43
1961-72	Bruce Larson	11	136	148		.479	17-9 in 1964-65
1972-82	Fred Snowden	10	167	108		.607	24-9 in 1975-76
1982-83	Ben Lindsey	1	4	24		.143	4-24 in 1982-83
1983-2007	Lute Olson	+24	589	187		.759	35-3 in 1987-88
2000-01	Jim Rosborough	^1	3	2		.600	
2007-08	Kevin O'Neill	++1	0	14		.000	0-14 in 2007-08
2008-09	Russ Pennell	+++1	21	14		.600	21-14 in 2008-09
2009-21	Sean Miller	12	302	109		.735	34-4 in 2014-15
2021-Pres.	TommyLloyd	1	33	4		.891	33-4 in 2021-22
<b>Totals</b>		<b>118</b>	<b>1884</b>	<b>970</b>	<b>1</b>	<b>.660</b>	

\* Only intrasquad games were played in 1905-06.

^ Rosborough served as head coach for five games during the 2000-01 campaign while Olson took a leave of absence. Arizona was 28-8 overall and 15-3 in Pac-10 play that season.

+ Record reflects vacated 1999 NCAA Tournament appearance due to NCAA infractions. Actual on-court record was 589-188.

++ O'Neill served as interim head coach while Olson missed the season due to a leave of absence. Results vacated due to NCAA infractions, including NCAA Tournament appearance. Actual on-court record was 19-15.

+++ Pennell served as interim head coach following Olson's retirement in October 2008.



# SEASON COMPARISONS

		G	FG-FGA	Pct.	3FG-FGA	Pct.	FT-FTA	Pct.	Reb.	Avg.	PF-D	A	TO	Blk	Stl	Pts	Avg.
2021-22	Arizona	37	1117-2269	.492	287-815	.352	586-793	.739	1531	41.4	619-5	726	497	210	249	3107	84.0
	Opponents	37	928-2400	.387	273-833	.328	389-577	.674	1249	33.8	696-12	438	472	107	257	2518	68.1
2020-21	Arizona	26	667-1492	.447	174-468	.372	453-623	.727	997	38.3	463-10	403	309	104	152	1961	75.4
	Opponents	26	631-1470	.429	184-539	.341	337-477	.706	812	31.2	524-23	292	322	72	140	1783	68.6
2019-20	Arizona	32	850-1905	.446	233-661	.352	512-699	.732	1198	37.4	593-11	492	380	119	216	2445	76.4
	Opponents	32	708-1797	.394	211-677	.312	463-632	.733	1083	33.8	614-15	363	466	99	155	2090	64.3
2018-19	Arizona	32	794-1861	.427	235-699	.336	446-620	.719	1115	34.8	594-9	398	370	73	165	2269	70.9
	Opponents	32	787-1861	.448	213-648	.329	418-615	.680	1095	34.2	621-11	376	450	123	173	2205	68.9
2017-18	Arizona	35	1009-2003	.504	237-642	.369	563-741	.760	1277	36.5	606-12	532	427	158	173	2818	80.5
	Opponents	35	890-2047	.435	261-729	.358	468-638	.734	1018	29.1	691-22	443	406	92	214	2509	71.7
2016-17	Arizona	37	977-2048	.477	244-625	.390	635-830	.765	1357	36.7	625-7	501	413	119	201	2833	76.6
	Opponents	37	893-2121	.421	239-771	.310	415-607	.684	1106	29.9	730-11	476	432	109	175	2440	65.9
2015-16	Arizona	34	946-1970	.480	221-580	.381	622-863	.721	1367	40.2	624-11	486	442	161	164	2735	80.4
	Opponents	34	853-2066	.413	204-646	.316	432-606	.713	1054	31.0	747-35	412	389	119	187	2342	68.9
2014-15	Arizona	38	1099-2068	.488	193-536	.360	700-974	.719	1399	36.8	681-14	528	419	131	275	2911	76.6
	Opponents	38	777-1951	.398	206-615	.335	508-728	.698	1065	28.0	791-26	369	523	97	180	2268	59.7
2013-14	Arizona	38	996-2123	.469	204-561	.364	573-870	.659	1449	38.1	630-10	574	387	173	223	2769	72.9
	Opponents	38	776-2041	.380	173-541	.320	500-698	.716	1181	31.1	699-12	347	471	118	178	2225	58.6
2012-13	Arizona	35	880-1933	.455	269-725	.371	541-722	.749	1273	36.4	584-16	476	458	134	234	2570	73.4
	Opponents	35	784-1909	.411	211-589	.358	447-629	.711	1051	30.0	624-18	376	465	112	215	2226	63.6
2011-12	Arizona	35	795-1812	.439	258-683	.378	568-806	.705	1237	35.3	588-12	473	122	122	195	2416	69.0
	Opponents	35	799-1969	.406	170-596	.285	428-644	.665	1173	33.5	667-21	403	415	108	198	2196	62.7
2010-11	Arizona	38	969-2064	.469	296-745	.397	671-899	.746	1319	34.7	707-15	536	484	98	197	2905	76.4
	Opponents	38	940-2115	.444	175-598	.293	525-774	.678	1167	30.7	753-20	496	476	129	225	2580	67.9
2009-10	Arizona	31	745-1681	.443	194-542	.358	545-744	.733	1062	34.3	595-15	384	436	78	186	2229	71.9
	Opponents	31	787-1800	.437	180-574	.314	479-689	.695	1067	34.4	621-18	395	399	108	181	2233	72.0
2008-09	Arizona	35	897-1892	.474	212-548	.387	523-709	.738	1183	33.8	548-11	500	442	104	217	2529	72.3
	Opponents	35	889-2030	.438	291-833	.349	352-510	.690	1107	31.6	628-14	549	420	81	194	2421	69.2
2007-08	*Arizona	34	843-1765	.478	221-566	.390	536-716	.749	1052	30.9	556-8	526	414	120	189	2443	71.9
	Opponents	34	842-1910	.441	185-535	.346	407-580	.702	1104	32.5	629-12	445	430	90	174	2276	66.9
2006-07	Arizona	31	846-1770	.478	172-505	.341	553-737	.750	1158	37.4	425-8	502	429	103	186	2417	78.0
	Opponents	31	862-1956	.441	260-743	.350	263-382	.688	988	31.9	614-18	489	379	83	184	2247	72.5
2005-06	Arizona	33	909-2037	.446	142-445	.319	473-667	.709	1140	34.5	549-10	492	437	125	322	2433	73.7
	Opponents	33	815-1799	.453	206-589	.350	431-593	.727	1147	34.8	622-21	452	629	101	198	2267	68.7
2004-05	Arizona	37	1077-2255	.478	253-630	.402	541-697	.776	1453	36.8	596-7	610	548	144	296	2948	79.7
	Opponents	37	953-2195	.434	256-739	.346	417-618	.675	1324	32.7	664-20	559	606	89	254	2579	69.7
2003-04	Arizona	30	942-1938	.486	219-568	.386	511-650	.786	1177	39.2	483-11	560	448	135	206	2614	87.1
	Opponents	30	865-1961	.441	243-671	.362	381-539	.707	1055	35.2	585-12	518	463	62	216	2354	78.5
2002-03	Arizona	32	973-2111	.461	228-645	.353	551-777	.709	1374	42.9	559-2	569	468	136	274	2725	85.2
	Opponents	32	846-2078	.407	210-654	.321	360-560	.643	1169	36.5	696-25	496	534	84	201	2262	70.7
2001-02	Arizona	34	935-2039	.459	258-686	.375	665-910	.731	1286	37.8	610-16	527	478	103	207	2793	82.1
	Opponents	34	974-2230	.437	248-713	.348	446-636	.701	1268	37.3	774-23	534	460	115	211	2642	77.7
2000-01	Arizona	36	1015-2131	.476	193-544	.355	703-940	.748	1433	39.8	630-9	585	546	159	283	2926	81.3
	Opponents	36	862-2174	.397	210-688	.305	452-669	.676	1196	33.2	817-34	473	586	98	221	2386	66.3
1999-2000	Arizona	34	904-1976	.457	155-482	.322	636-871	.730	1306	38.4	496-9	537	510	192	255	2599	76.4
	Opponents	34	862-2151	.400	226-665	.340	336-484	.694	1215	35.7	741-26	473	574	96	224	2284	67.2
1998-99	Arizona	29	820-1754	.468	143-409	.350	600-845	.710	1208	41.7	522-13	419	487	93	213	2383	82.2
	Opponents	29	778-1841	.423	223-620	.360	402-593	.678	973	33.6	645-26	447	447	84	251	2181	75.2
1997-98	Arizona	35	1146-2350	.488	269-714	.377	512-860	.716	1372	39.2	578-8	677	502	113	352	3177	90.8
	Opponents	35	980-2229	.440	230-653	.352	477-801	.667	1278	36.5	697-22	525	695	114	230	2610	74.6
1996-97	Arizona	34	1015-2241	.453	222-600	.370	598-913	.655	1376	40.5	654-23	567	521	100	358	2850	83.8
	Opponents	34	918-2107	.436	198-604	.328	457-701	.652	1299	38.2	739-25	537	678	141	249	2491	73.3
1995-96	Arizona	33	873-1981	.491	222-590	.376	525-796	.660	1253	38.0	590-8	589	541	117	244	2693	81.6
	Opponents	33	843-2031	.415	215-603	.357	471-674	.699	1143	34.6	666-17	467	558	99	257	2373	71.9



# SEASON COMPARISONS

		<b>G</b>	<b>FG-FGA</b>	<b>Pct.</b>	<b>3FG-FGA</b>	<b>Pct.</b>	<b>FT-FTA</b>	<b>Pct.</b>	<b>Reb.</b>	<b>Avg.</b>	<b>PF-D</b>	<b>A</b>	<b>TO</b>	<b>Blk</b>	<b>Stl</b>	<b>Pts</b>	<b>Avg.</b>
1994-95	Arizona	31	948-1961	.483	245-593	.413	490-746	.657	1285	41.5	564-9	559	526	95	222	2631	84.9
	Opponents	31	857-2091	.410	220-666	.330	416-621	.670	1168	37.7	620-18	499	478	130	242	2350	75.8
1993-94	Arizona	35	1077-2208	.484	279-787	.355	629-884	.712	1453	41.5	637-12	581	481	102	285	3124	89.3
	Opponents	35	922-2260	.409	240-711	.338	456-732	.623	1349	38.5	711-19	508	567	91	213	2604	74.4
1992-93	Arizona	28	847-1734	.488	143-401	.357	503-735	.684	1208	43.1	520-8	486	445	124	193	2340	83.6
	Opponents	28	710-1776	.400	180-526	.342	398-597	.667	957	34.2	593-20	380	420	86	218	1998	71.4
1991-92	Arizona	31	967-1921	.503	181-459	.394	514-763	.674	1250	40.3	548-9	539	435	120	236	2629	84.8
	Opponents	31	773-1887	.410	182-533	.341	406-604	.672	1022	33.0	631-20	412	501	76	194	2134	68.8
1990-91	Arizona	35	1091-2121	.514	180-465	.387	659-967	.681	1422	40.6	650-14	651	551	183	278	3021	86.3
	Opponents	35	903-2272	.397	185-586	.316	519-774	.671	1244	35.5	748-28	527	519	79	252	2510	71.7
1989-90	Arizona	32	879-1754	.501	159-418	.380	607-840	.723	1205	37.7	539-13	585	457	185	196	2524	78.9
	Opponents	32	780-1990	.392	148-478	.310	432-603	.716	1107	34.6	706-32	446	444	50	193	2140	66.9
1988-89	Arizona	33	988-1910	.517	185-461	.401	627-846	.741	1204	36.5	514-7	581	456	145	281	2788	84.5
	Opponents	33	869-2018	.431	148-428	.346	321-482	.666	1072	32.5	694-26	470	545	56	194	2207	66.9
1987-88	Arizona	38	1147-2106	.545	254-526	.483	686-932	.736	1274	33.5	583-6	662	471	173	275	3234	85.1
	Opponents	38	925-2160	.428	164-455	.360	425-606	.701	1102	29.0	772-28	472	592	52	212	2439	64.2
1986-87	Arizona	30	821-1721	.477	158-398	.397	468-678	.690	1094	36.5	519-15	439	432	120	193	2268	75.6
	Opponents	30	780-1796	.434	132-365	.362	372-538	.691	1020	34.0	617-22	430	426	64	204	2064	68.8
1985-86	Arizona	32	860-1740	.494			482-686	.702	1018	31.8	478-10	451	337	119	192	2202	68.8
	Opponents	32	849-1844	.460			314-444	.707	1025	32.0	638-24	394	426	64	156	1992	62.3
1984-85	Arizona	31	815-1564	.521			493-730	.675	970	31.3	541-16	452	409	93	173	2123	68.5
	Opponents	31	736-1604	.459			396-570	.695	906	29.2	665-20	366	456	68	175	1868	60.3
1983-84	Arizona	28	696-1486	.468			375-571	.657	892	31.9	550-20	328	392	38	180	1767	63.1
	Opponents	28	678-1389	.448			412-592	.696	814	29.1	537-20	300	409	82	158	1768	63.1
1982-83	Arizona	28	741-1690	.438			367-608	.604	958	34.2	647-17	355	504	84	204	1849	66.0
	Opponents	28	821-1716	.478			539-778	.692	1165	41.6	598-13	427	509	61	201	2181	75.3
1981-82	Arizona	27	707-1496	.473			318-524	.607	863	32.0	544-23	340	457	84	170	1732	64.1
	Opponents	27	738-1518	.486			437-637	.686	928	34.4	493-12	373	414	49	189	1913	70.9
1980-81	Arizona	27	822-1661	.495			352-512	.688	869	32.2	535-7	414	373	62	212	1996	73.9
	Opponents	27	773-1580	.489			387-584	.663	944	35.0	478-10	383	424	59	172	1933	71.6
1979-80	Arizona	27	780-1719	.454			406-569	.714	906	33.6	592-12	405	331	49	178	1966	72.8
	Opponents	27	777-1540	.504			501-691	.725	1054	39.0	523-15	419	449	67	127	2055	76.1
1978-79	Arizona	27	818-1710	.478			425-610	.697	1007	37.3	553-18	439	428	60	171	2061	76.3
	Opponents	27	863-1803	.479			414-573	.723	1018	37.7	559-21	443	419	73	137	2140	79.3
1977-78	Arizona	26	899-1827	.492			386-568	.680	1145	44.0	489-20	417	444	81	177	2184	84.0
	Opponents	26	855-1830	.467			356-510	.698	966	37.2	515-18	345	432	73	190	2066	79.5
1976-77	Arizona	27	940-1961	.479			422-634	.666	1260	46.7	462-9	380	470	83	213	2302	85.3
	Opponents	27	842-1863	.452			330-463	.713	999	37.0	560-24	--	485	--	--	2014	82.5
1975-76	Arizona	33	1101-2238	.492			502-740	.678	1599	47.2	592-19	--	563	--	--	2704	81.9
	Opponents	33	1038-2336	.444			388-559	.694	1285	38.9	652-33	--	466	--	--	2464	74.7
1974-75	Arizona	29	957-1951	.491			466-698	.668	1353	46.7	530-15	--	563	--	--	2380	82.1
	Opponents	29	914-2034	.449			336-488	.689	1145	39.5	654-38	--	457	--	--	2164	80.0
1973-74	Arizona	26	946-1884	.502			423-602	.703	1216	46.8	503-13					2315	89.0
	Opponents	26	893-1945	.459			344-489	.705	1098	42.2	533-21					2130	81.9
1972-73	Arizona	26	861-1786	.482			388-535	.725	1152	44.3	503-14	284	--	--	--	2110	81.2
	Opponents	26	895-1959	.457			330-495	.667	1149	44.2	532-22	--	--	--	--	2120	81.5
1971-72	Arizona	26	698-1638	.422			334-532	.628	1079	41.5	489-18					1730	66.5
	Opponents	26	775-1659	.455			487-669	.728	1135	45.4	420-6					1997	76.5
1970-71	Arizona	26	836-1890	.442			481-717	.670	1105	42.5	562-20					2153	82.8
	Opponents	26	834-1834	.454			548-798	.689	1098	42.2	518-19					2216	89.1
1969-70	Arizona	26	798-1839	.433			443-630	.703	1311	50.4	582-24					2039	78.4
	Opponents	26	812-1817	.437			505-743	.680	1260	48.6	530-13					2129	81.9
1968-69	Arizona	27	807-1876	.430			493-725	.680	1130	41.8	521-15					2107	78.0
	Opponents	27	762-1822	.418			444-702	.632	1050	38.9	529-17					1968	72.9
1967-68	Arizona	24	682-1558	.438			405-596	.680	1145	47.7	461-7					1771	74.6
	Opponents	24	685-1677	.408			424-617	.687	1105	46.0	361-14					1794	74.7



# SEASON COMPARISONS

		<b>G</b>	<b>FG-FGA</b>	<b>Pct.</b>	<b>3FG-FGA</b>	<b>Pct.</b>	<b>FT-FTA</b>	<b>Pct.</b>	<b>Reb.</b>	<b>Avg.</b>	<b>PF-D</b>	<b>A</b>	<b>TO</b>	<b>Blk</b>	<b>Stl</b>	<b>Pts</b>	<b>Avg.</b>
1966-67	Arizona	25	664-1608	.413			365-552	.662	1176	46.8	527-11					1693	67.7
	Opponents	25	719-1721	.418			390-582	.670	1149	45.1	504-22					1828	73.1
1965-66	Arizona	26	736-1739	.423			458-621	.737	1171	45.0	475-14					1930	74.2
	Opponents	26	723-1651	.438			422-646	.633	1157	44.5	475-12					1868	71.8
1964-65	Arizona	26	694-1574	.441			459-655	.701	1164	44.8	507-20					1891	72.7
	Opponents	26	641-1547	.414			451-664	.679	1035	39.8	509-18					1733	66.7
1963-64	Arizona	26	676-1626	.416			402-605	.664	1141	43.9	500-15					1759	67.7
	Opponents	26	594-1494	.398			449-635	.707	1098	42.2	485-9					1637	63.0
1962-63	Arizona	26	605-1572	.385			403-602	.669	1120	43.1	555-24					1613	62.0
	Opponents	26	558-1424	.392			493-725	.680	1144	44.0	475-19					1609	61.9
1961-62	Arizona	26	662-1757	.365			383-636	.602	1313	50.5	534-13					1707	65.7
	Opponents	26	626-1608	.389			456-697	.654	1258	48.4	491-24					1708	65.7
1960-61	Arizona	26	754-1975	.382			408-683	.597	1321	50.8	557-14					1916	73.7
	Opponents	26	766-1846	.415			517-769	.672	1507	58.0	503-14					2029	78.0
1959-60	Arizona	24	623-1663	.375			429-663	.647	1050	43.8	497-13					1679	70.0
	Opponents	24	653-1606	.407			438-677	.647	1006	42.0	487-22					1742	72.6
1958-59	Arizona	26	653-1783	.372			337-570	.591	1035	39.8	513-19					1643	63.2
	Opponents	26	791-1864	.424			470-708	.664	1123	43.2	444-10					2052	78.9
1957-58	Arizona	26	671-1608	.417			397-594	.668	961	37.0	528-18					1735	66.8
	Opponents	26	728-	—			428-719	.595	1030	39.6	443-17					1880	72.3
1956-57	Arizona	26	700-1829	.382			505-758	.667	1059	40.7	537-29					1905	73.2
	Opponents	26	670-1847	.362			602-899	.667	1126	43.3	457-13					1942	74.6
1955-56	Arizona	26	692-1855	.378			521-770	.677	1317	50.7	541-15					1905	73.3
	Opponents	26	711-2107	.337			675-920	.734	1363	52.5	469-20					2097	80.7
1954-55	Arizona	25	596-1886	.316			497-763	.651	1069	42.8	495-25					1689	67.6
	Opponents	25	658-1802	.365			533-823	.648	1104	44.2	439-15					1849	73.9
1953-54	Arizona	24	527-1553	.339			482-724	.666	841	35.0	491-21					1536	64.0
	Opponents	24	590-1761	.335			522-730	.729	969	40.4	477-19					1702	70.9
1952-53	Arizona	27	586-1829	.320			585-938	.624	1223	45.3	621-39					1757	65.1
	Opponents	27	585-1930	.303			594-958	.620	1088	40.3	606-22					1764	65.3
1951-52	Arizona	27	652-2044	.319			458-698	.656	1083	40.1	633-24	273				1762	65.3
	Opponents	27	698-2123	.329			440-697	.631	—	—	594-20	—				1858	68.8
1950-51	Arizona	30	805-2219	.363			475-725	.655	1786	59.5	720-27	613				2085	69.5
	Opponents	30	586-1944	.301			489-800	.611	1205	40.2	613-32	349				1661	55.3
1949-50	Arizona	31	797-2243	.355			433-656	.660			613-26					2027	65.3
	Opponents	31	623-	—			441-724	.570			570-25					2687	54.4
1948-49	Arizona	28	582-1764	.329			362-554	.653			549-23					1526	54.2
	Opponents	28	525-	—			391-638	.613			485-23					1441	51.4
1947-48	Arizona	29	678-	—			407-631	.645			560-32					1763	60.8
	Opponents	29	584-	—			398-658	.605			528-23					1566	54.0
1946-47	Arizona	24	594-	—			317-512	.619			473-19					1505	62.7
	Opponents	24	418-	—			313-549	.570			416-17					1149	47.8
1945-46	Arizona	30	694-	—			279-485	.578			498-18					1667	55.6
	Opponents	30	457-	—			321-605	.532			385-9					1235	41.2
1944-45	Arizona	18	272-	—			107-157	.594			218-9					701	38.9
	Opponents	18	338-	—			134-258	.519			232-5					810	45.0
1943-44	Arizona	14	292-	—			133-232	.573			200-15					717	51.2
	Opponents	14	217-	—			111-225	.493			191-15					545	38.9
1942-43	Arizona	24	594-	—			217-	—			367-18					1405	58.6
	Opponents	24	—	—			—	—			—					931	38.8
1941-42	Arizona	22	411-	—			150-	—			284-17					972	44.2
	Opponents	22	403-	—			189-	—			225-8					995	45.2
1940-41	Arizona	18	344-	—			152-254	.598			234-17					842	46.8
	Opponents	18	301-	—			147-289	.509			200-13					749	41.6
1939-40	Arizona	25	442-	—			202-	—			295-14					1086	43.4
	Opponents	25	407-	—			219-	—			280-14					1033	41.6



# SEASON COMPARISONS

		G	FG-FGA	Pct.	3FG-FGA	Pct.	FT-FTA	Pct.	Reb.	Avg.	PF-D	A	TO	Blk	Stl	Pts	Avg.
1938-39	Arizona	23	377-				182-310	.587			307-26					936	40.7
	Opponents	23	383-				197-401	.491			262-20					963	41.9
1937-38	Arizona	21	357-				150-236	.636			262-9					864	41.1
	Opponents	21	357-				171-316	.541			229-16					807	38.4
1936-37	Arizona	25	357-				143-258	.554			228-10					857	34.3
	Opponents	25	343-				155-301	.515			213-6					841	33.6
1935-36	Arizona	23	349-				154-304	.508			270-17					852	37.0
	Opponents	23	283-				167-372	.449			242-8					733	31.9
1934-35	Arizona	19	300-				111-224	.496			245-11					711	37.4
	Opponents	19	285-				140-299	.468			189-10					710	37.4
1933-34	Arizona	27	410-				239-383	.624			297-10					1059	39.2
	Opponents	27	342-				179-363	.493			304-15					863	32.0
1932-33	Arizona	24	404-				152-337	.451			219-4					960	40.0
	Opponents	24	299-				118-259	.456			249-10					716	29.8
1931-32	Arizona	20	356-				127-253	.502			193-6					839	42.0
	Opponents	20	226-				126-250	.504			209-12					578	28.0
1930-31	Arizona	15	169-				103-196	.526			137-4					441	29.4
	Opponents	15					93-157	.592			163-7					431	28.7
1929-30	Arizona	21	300-				121-213	.568			173-3					721	34.3
	Opponents	21	230-				113-202	.559			174-7					573	27.3
1928-29	Arizona	23	420-				135-248	.544			186-4					975	42.4
	Opponents	23	194-				121-227	.533			188-6					509	22.1
1927-28	Arizona	16	259-				94-205	.459			166-7					612	38.3
	Opponents	16	183-				97-215	.451			157-6					465	29.1
1926-27	Arizona	17	209-				106-199	.532			167-4					542	31.9
	Opponents	17	168-				106-209	.503			152-5					442	26.0
1925-26	Arizona	13														376	28.9
	Opponents	13														331	25.5
1924-25	Arizona	11														306	27.8
	Opponents	11														250	22.7
1923-24	Arizona	17	315-				59-				106-1					689	40.5
	Opponents	17	145-				64-				100-0					354	20.8
1922-23	Arizona	20														679	34.0
	Opponents	20														407	20.4
1921-22	Arizona	12														399	33.3
	Opponents	12														259	21.6
1920-21	Arizona	7														407	58.1
	Opponents	7														130	18.6
1919-20	Arizona	14														418	29.9
	Opponents	14														337	24.1
1918-19	Arizona	9														332	36.9
	Opponents	9														226	25.1

\* Statistics vacated due to NCAA infractions



# YEAR-BY-YEAR RESULTS

**1904-05**  
**Won 1, Lost 0, Tied 1**  
**Coach: Orin A. Kates**

Morenci YMCA	W	40-32
Bisbee YMCA	T	19-19

**1905-06**  
**No Record (Intrasquad games only)**  
**Coach: Orin A. Kates**

**1906-07**  
**Won 3, Lost 1**  
**Coach: Unknown**

Morenci YMCA	W	
Bisbee YMCA	L	
Unknown Opponent	W	
Unknown Opponent	W	

**1907-08**  
**Won 1, Lost 1**  
**Coach: Unknown**

Tucson Athletic Club	W	28-11
Bisbee YMCA	L	7-34

**1908-09**  
**Won 1, Lost 1**  
**Coach: Unknown**

Results unavailable

**1909-10**  
**Won 2, Lost 2**  
**Coach: Unknown**

Results unavailable

**1910-11**  
**Won 3, Lost 0**  
**Coach: Unknown**

Tucson H.S.	W	32-19
Other results unavailable		

**1911-12**  
**Won 2, Lost 2**  
**Coach: Frank L. Kleeberger**

Results unavailable

**1912-13**  
**Won 3, Lost 2**  
**Coach: Raymond L. Quigley**

Tucson H.S. Alumni	W	
Tucson H.S. Alumni	W	
Bisbee YMCA	L	
Bisbee YMCA	L	
F15 Douglas YMCA	W	

**1913-14**  
**Won 7, Lost 2**  
**Coach: Raymond L. Quigley**

D8 Tucson H.S. Alumni	W	57-19
D13 Arizona State	W	41-17
J10 at Arizona State	W	13-9
J15 Bisbee YMCA	W	31-27
J23 at Bisbee YMCA	L	20-36
J24 at Douglas YMCA	W	35-24
J31 Douglas YMCA	W	37-5
F6 at Eastern Arizona J.C.	L	19-22
F7 at Eastern Arizona J.C.	W	23-16

**1914-15**  
**Won 9, Lost 0**  
**Coach: J.F. McKale**

D12 Tucson H.S.	W	66-4
Tucson H.S.	W	29-5
J15 Bisbee YMCA	W	38-29
J23 at Tucson YMCA	W	36-22
J30 Bisbee YMCA	W	28-21
Douglas YMCA	W	20-12
Tucson YMCA	W	40-21
Phoenix YMCA	W	18-10
Fifth Infantry	W	35-22

**1915-16**  
**Won 5, Lost 0**  
**Coach: J.F. McKale**

San Francisco Native Sons	W	25-17
Tucson H.S.	W	44-16
Tucson YMCA	W	51-12
Tucson YMCA	W	25-12
Douglas YMCA	W	40-32

**1916-17**  
**Won 10, Lost 2**  
**Coach: J.F. McKale**

Tucson H.S.	W	50-9
Tucson H.S.	W	55-11
Tucson YMCA	W	28-16
Tucson YMCA	W	41-20
J29 at Phoenix YMCA	W	36-28
J30 at Prescott H.S.	W	68-36
J31 at Winslow H.S.	W	52-15
F1 at New Mexico	L	19-28
F2 at New Mexico State	W	34-25
F3 at El Paso Cactus	L	25-36
F4 at Eastern Arizona J.C.	W	22-14
F5 at Eastern Arizona J.C.	W	30-8

**1917-18**  
**Won 3, Lost 2**  
**Coach: J.F. McKale**

F2 Bisbee YMCA	W	46-27
F19 Tucson YMCA	W	54-8
F23 25th Infantry	W	63-15
F25 at Bisbee YMCA	L	29-51
M8 El Paso YMCA	L	28-42

**1918-19**  
**Won 6, Lost 3**  
**Coach: J.F. McKale**

J25 25th Infantry Officers	W	37-14
F7 Tucson YMCA	W	48-25
F10 Northern Arizona	L	32-37
F11 Northern Arizona	W	57-28
F14 New Mexico State	W	42-35
F15 New Mexico State	W	44-23
F17 at Bisbee YMCA	W	41-29
F27 at New Mexico State	L	14-38
F28 at New Mexico State	L	17-34

**1919-20**  
**Won 9, Lost 5**  
**Coach: J.F. McKale**

Tucson YMCA	L	26-27
Bisbee YMCA	L	12-40
F2 UTEP	W	24-15
F3 New Mexico Tech	W	36-12
F4 New Mexico	W	40-21
F5 New Mexico	W	51-19
F6 New Mexico State	W	28-17
F7 New Mexico State	L	19-43
Tucson YMCA*	W	44-22
Tucson YMCA	W	46-28
Miami YMCA	L	29-33
Bisbee YMCA	L	18-21
M6 New Mexico State*	W	37-25
M7 New Mexico State*	W	26-14

**1920-21**  
**Won 7, Lost 0**  
**Coach: J.F. McKale**

J28 at Miami YMCA	W	28-22
Bisbee YMCA	W	59-17
Mesa YMCA	W	50-12
at New Mexico Tech	W	75-11
at New Mexico Tech	W	74-13
at Douglas YMCA	W	67-30
at Bisbee YMCA	W	54-25

**1921-22#**  
**Won 10, Lost 2**  
**Coach: James H. Pierce**

Mesa	W	45-32
J21 Miami YMCA	W	25-18
at N.M. Military J.C.	W	52-8
at N.M. Military J.C.	W	24-11
at New Mexico	W	58-22
at New Mexico	W	25-21
New Mexico State (1)	W	36-6
New Mexico State	W	35-14
USC	W	36-28
USC	L	20-46
at USC	W	28-27
at USC	L	15-26

(1) at El Paso, Texas  
 # Home games played at National Guard Armory

**1922-23#**  
**Won 17, Lost 3**  
**Coach: James H. Pierce**

J13 Arizona State	W	29-20
J20 Miami YMCA	W	29-27
J27 at Miami YMCA	L	22-29
J29 at Phoenix Indians	W	59-25
J30 at Phoenix J.C.	W	46-13
J31 at Arizona State	W	31-22
F2 New Mexico State	W	46-14
F3 New Mexico State	W	39-22
F9 at Bisbee YMCA	W	25-20
F10 Phoenix J.C.	W	41-18
F12 New Mexico	W	59-13
F13 New Mexico	W	38-5
F19 at UCLA	L	30-43
F20 at UCLA	W	33-22
F22 at USC	W	23-18
F23 at USC	W	24-8
F26 UCLA	L	23-30
F27 UCLA	L	32-22
M2 USC	W	26-20
M3 USC	W	27-16

# Home games played at National Guard Armory

**1923-24#**  
**Won 14, Lost 3**  
**Coach: Basil Stanley**

J12 Bisbee YMCA	W	44-21
J19 Mesa Camels	W	48-15
J26 at Arizona State	W	39-24
J30 at Whittier	W	47-12
F1 California (1)	L	30-38
F2 California (1)	W	23-14
F5 at USC	L	15-36
F6 at USC	L	26-31
F16 at Phoenix J.C.	W	45-15
F22 Whittier	W	55-24
F23 Whittier	W	31-16
F25 at New Mexico State	W	35-26

F26 at New Mexico State	W	39-14
F27 at New Mexico Tech	W	64-15
F28 at New Mexico Tech	W	77-17
F29 at New Mexico	W	34-15
M1 at New Mexico	W	37-21

(1) at Oakland, Calif.  
 # Home games played at National Guard Armory

**1924-25#**  
**Won 7, Lost 4**  
**Coach: Walter Davis**

J17 Bisbee YMCA	W	34-17
J24 Arizona State	W	42-16
J31 Olson's Swedes	W	43-34
F2 at Arizona State	W	40-17
F3 at Gilbert Yellow Jackets	L	15-24
F4 at Arizona State	W	17-16
F9 Gilbert Yellow Jackets	W	36-29
F17 at USC	L	18-25
F18 at USC	L	10-23
F27 New Mexico	L	30-31
F28 New Mexico	W	21-18

# Home games played at National Guard Armory

**1925-26**  
**Won 6, Lost 7**  
**Coach: Fred A. Enke**

J13 Arizona State	W	30-24
J16 Arizona State	L	18-23
J23 Phoenix J.C.	W	51-9
F1 at Arizona State	L	19-25
F2 at Arizona State	W	32-21
F3 at Phoenix J.C.	W	47-22
F8 at New Mexico	L	22-34
F9 at New Mexico	L	15-40
F10 at New Mexico Tech	W	37-24
F11 at New Mexico State	W	39-19
F12 at New Mexico State	L	18-22
F19 at USC	L	20-38
F20 at USC (2ot)	L	28-30

**1926-27**  
**Won 13, Lost 4**  
**Coach: Fred A. Enke**

J10 Mesa Jaycees	W	41-30
J14 at USC	L	15-44
J15 at USC (ot)	L	21-26
J17 at Alhambra A.C.	W	28-24
J18 at Whittier	W	23-19
J21 Arizona State	W	29-18
J22 Arizona State	W	32-25
J31 at Arizona State	W	36-29
F1 at Arizona State	W	43-25
F2 at Mesa Jaycees	W	49-33
F3 at Phoenix J.C.	W	36-30
F11 New Mexico State	W	28-23
F12 New Mexico State	W	37-15
F18 New Mexico	L	29-34
F19 New Mexico	W	27-26
M4 Whittier	L	20-23
M5 Whittier	W	31-18

**1927-28**  
**Won 13, Lost 3**  
**Coach: Fred A. Enke**

J11 Tulsa Eagles	W	44-32
J13 Arizona State	W	39-32
J14 Arizona State	W	38-24
J20 Eastern Arizona J.C.	W	31-15
J21 Eastern Arizona J.C.	L	20-23
J30 Arizona State	L	27-47
J31 at Chambers (1)	W	66-26
F1 at Arizona State	W	30-23
F2 at Coggins (ot) (1)	W	39-38
F10 Northern Arizona	W	28-25
F11 Northern Arizona	L	30-40
F21 at New Mexico	W	35-30
F22 at New Mexico	W	37-32
F23 at New Mexico Tech	W	49-16
F24 at New Mexico State	W	58-29
F25 at New Mexico State	W	41-31

(1) at Phoenix, Ariz.

**1928-29**  
**Won 19, Lost 4**  
**Coach: Fred A. Enke**

D20 USC	L	31-35
D21 USC	L	34-35
D31 at Chandler Millers	W	45-27
J1 at Arizona Storage (1)	W	33-25
J2 at Ryans (2)	W	41-28
J3 at Eastern Arizona J.C.	W	35-18
J4 at Eastern Arizona J.C.	W	39-15
J5 at Bisbee YMCA	W	46-19
J11 Eastern Arizona J.C.	W	46-22
J12 Eastern Arizona J.C.	W	44-26
J18 Arizona State	W	36-18
J19 Arizona State	W	54-20
J25 New Mexico State	W	63-13
J26 New Mexico State	W	56-18
F4 at Arizona State	W	56-22
F5 at Arizona State	W	43-21
F6 Phoenix J.C.	W	46-19
F11 Phoenix J.C.	W	59-5
F14 at Clarkdale Indpt.	W	48-17
F15 at Northern Arizona	L	26-30
F16 at Northern Arizona	L	18-20
F22 New Mexico	W	40-27
F23 New Mexico	W	36-29

(1) at Phoenix, Ariz.  
 (2) at Globe, Ariz.

**1929-30**  
**Won 15, Lost 6**  
**Coach: Fred A. Enke**

D30 Phoenix Saunders	W	27-19
D31 at Phoenix Saunders	W	40-30
J1 at Yuma	W	52-27
J3 at USC	L	21-35
J4 at USC	L	26-35
J10 Arizona State	W	50-40
J11 Arizona State	W	54-23
J18 at Northern Arizona	W	29-16
J18 at Northern Arizona	W	26-18
J20 UTEP	W	38-31
J21 UTEP	W	31-20
F3 at Arizona State	W	48-40
F4 at Arizona State	L	31-34
F5 at Ryan's (1)	W	28-16
F10 DePaul	L	16-29
F14 Northern Arizona	W	37-17
F15 Northern Arizona	W	46-24
F21 at New Mexico	L	28-32
F22 at New Mexico	W	28-26
F24 at New Mexico State	L	42-46
F25 at New Mexico State	W	23-15

(1) at Globe, Ariz.

**1930-31**  
**Won 9, Lost 6**  
**Coach: Fred A. Enke**

J9 Occidental	W	25-23
J10 Occidental	L	38-39
J16 Tucson Sporting Goods (ot)	L	30-31
J17 Tucson Sporting Goods (ot)	W	32-28
J23 Arizona State	L	20-28
J24 Arizona State	W	26-24
F3 at Arizona State	L	20-38
F4 at Arizona State	W	28-23
F6 New Mexico State	W	39-33
F7 New Mexico State	L	37-40
F12 at Ashfork Independ.	W	35-24
F13 at Northern Arizona	W	29-25
F14 at Northern Arizona	L	24-27
F20 New Mexico	W	31-25
F21 New Mexico	W	27-23

**1931-32**  
**Won 18, Lost 2**  
**Coach: Fred A. Enke**

**Border Conference Champions**

D4 UA Alumni All-Stars	W	41-25
D5 UA Alumni All-Stars	W	34-28
D11 Dixie J.C.	W	41-27
D12 Dixie J.C.	W	54-42
D19 USC	W	28-26
J5 at Occidental	W	63-27
J6 at Occidental	W	53-25
J7 at LaVerne	W	39-27
J8 at Pomona	W	39-11
J15 *Arizona State	W	39-20
J16 *Arizona State	W	50-38
F1 *at Arizona State	W	51-24
F2 *at Arizona State	W	36-26
F3 at Phoenix Ramblers	W	40-25
F12 *Northern Arizona	W	49-28
F13 *Northern Arizona	W	37-31
F19 *at New Mexico	L	28-30
F20 *at New Mexico	L	33-40
F22 *at New Mexico State	W	50-46
F23 *at New Mexico State	W	38-29

\* Border Conference game (8-2, 1st)

**1932-33**  
**Won 19, Lost 5**  
**Coach: Fred A. Enke**

**Border Conference Champions**

D10 Levy's All-Stars	W	65-21
D11 Levy's All-Stars	W	43-29
D16 PBSW	W	40-29
D30 at Goldwater's	W	38-31
D31 at PBSW	W	28-22
J2 at Pasadena Majors	L	30-54
J3 at Whittier	W	37-28
J4 at Hancock Oil Co. (1)	L	27-37
J5 at LaVerne	W	32-31
J6 at Pomona	W	42-24
J7 at Yuma Independ.	W	92-25
J13 *Arizona State	W	32-30
J14 *Arizona State	W	30-29
J27 *New Mexico State	W	49-26
J28 *New Mexico State (ot)	L	36-38
F3 *at Arizona State	W	35-21
F4 *at Arizona State	W	21-16
F11 *at Northern Arizona	L	35-38
F12 *at Northern Arizona	L	28-31
F17 *New Mexico	W	47-25
F18 *New Mexico	W	38-29
F20 Pasadena Majors	W	41-39
F22 at Eastern Arizona J.C.	W	56-30
F23 at Eastern Arizona J.C.	W	38-33

\* Border Conference game (7-3, 1st)  
 (1) at Long Beach, Calif.



# YEAR-BY-YEAR RESULTS

**1933-34**  
**Won 18, Lost 9**  
**Coach: Fred A. Enke**

D8	Sunset Dairy	W	44-21
D9	Sunset Dairy	W	37-25
D15	Toltecas	W	50-25
D16	Phoenix All-Stars	W	63-31
D23	at El Paso All-Stars	W	63-15
D26	at Oklahoma City	W	30-25
D27	at Southwestern, Kan.	L	26-34
D29	at Drake	W	36-35
J1	at Purdue	L	23-34
J2	at Illinois Wesleyan	L	44-49
J3	at DePaul	L	24-37
J4	at Notre Dame	L	24-46
J6	at Saint Louis	L	28-40
J15	*Texas Tech	L	29-33
J16	*Texas Tech	L	27-38
J19	*Arizona State	W	33-22
J20	*Arizona State	W	34-26
F2	*at Arizona State	W	39-24
F3	*at Arizona State	W	52-26
F9	Eastern Arizona J.C.	W	51-35
F10	Eastern Arizona J.C.	W	55-33
F16	*Northern Arizona	W	34-28
F17	*Northern Arizona	W	39-27
F23	*at New Mexico	W	33-32
F24	*at New Mexico	W	36-31
F26	*at New Mexico State	L	43-45
F27	*at New Mexico State	W	84-46

\* Border Conference game (9-3, 2nd)

**1934-35**  
**Won 11, Lost 8**  
**Coach: Fred A. Enke**

D14	Whittier	W	47-29
D15	Whittier	W	29-24
J11	Occidental	W	43-32
J12	Occidental	W	36-29
J18	*Arizona State	W	36-30
J19	*Arizona State	W	40-35
J26	at New Mexico Tech	W	30-13
F1	*at Arizona State	L	33-40
F2	*at Arizona State	W	49-39
F5	*New Mexico	W	38-37
F6	*New Mexico	W	41-38
F15	*at Northern Arizona	L	42-52
F16	*at Northern Arizona	L	47-48
F22	Douglas Stars	W	55-27
F23	Douglas Stars	L	39-40
F26	*at New Mexico	L	15-38
F27	*at New Mexico	L	28-43
M1	*at Texas Tech	L	25-63
M2	*at Texas Tech	L	38-53

\* Border Conference game (5-7, 4th)

**1935-36**  
**Won 16, Lost 7**  
**Coach: Fred A. Enke**  
**Border Conference Champions**

D13	All-Stars	W	33-29
D14	All Stars	L	23-34
D30	at Coggins (1)	W	36-19
D31	at Stapley's (1)	W	47-34
J3	at Whittier	W	29-21
J4	at Whittier	W	28-19
J7	California	L	31-33
J13	*Arizona State	W	34-27
J14	*Arizona State	W	40-39
J17	*UTEF	W	54-16
J18	*UTEF	W	36-25
J28	*at New Mexico State	L	29-37
J29	*at New Mexico State	W	46-45
J31	*at New Mexico	W	28-25
F1	*at New Mexico	L	23-25
F7	*at Arizona State	L	41-43
F8	*at Arizona State	W	38-34
F19	*Texas Tech	L	39-41
F20	*Texas Tech	W	57-43
F24	*Northern Arizona	W	44-41
F25	*Northern Arizona	W	48-38
F27	*New Mexico	W	41-25
F28	*New Mexico	L	27-40

\* Border Conference game (11-5, 1st)  
(1) at Phoenix, Ariz.

**1936-37**  
**Won 14, Lost 11**  
**Coach: Fred A. Enke**

D2	USC	L	25-26
D17	Whittier	W	44-34
D18	Whittier	W	35-27
D28	Santa Clara (1)	L	25-45
D29	at San Jose State	W	36-24
D30	at California	L	22-55
J2	at Loyola Marymount	W	27-18
J8	*Arizona State	W	38-27
J9	*Arizona State	W	51-33
J15	*at Arizona State	W	37-36
J16	*at Arizona State	L	27-44
F1	*New Mexico	W	38-32
F2	*New Mexico (ot)	L	30-32
F5	*at Northern Arizona	L	17-42
F6	*at Northern Arizona	W	35-33
F12	*New Mexico State	L	45-47
F13	*New Mexico State	W	51-45
F19	*at UTEP	W	43-21
F20	*at UTEP	W	50-30
F22	*at Texas Tech	L	26-39

F23	*at Texas Tech	L	34-42
F25	*at New Mexico	W	37-26
F26	*at New Mexico	L	32-37
M1	Loyola Marymount	W	26-16
M2	Loyola Marymount	L	26-30

\* Border Conference game (9-7, 2nd)  
(1) at San Jose, Calif.

**1937-38**  
**Won 13, Lost 8**  
**Coach: Fred A. Enke**

D17	Mesa Merchants	W	40-30
D18	at Tom's Tavern	W	39-27
D20	Stanford	L	28-44
J7	*Arizona State	L	41-52
J8	*Arizona State	L	34-37
J14	Funk's Jewelers	W	49-17
J15	Funk's Jewelers	W	39-26
J17	*Northern Arizona	W	47-42
J18	*Northern Arizona	W	32-28
F2	*Texas Tech	W	45-33
F3	*Texas Tech	L	26-30
F11	*at New Mexico State	L	44-46
F12	*at New Mexico State	L	39-61
F14	*at New Mexico	W	45-39
F15	*at New Mexico	W	43-35
F18	*at UTEP	W	47-31
F19	*at UTEP	W	44-40
F25	*New Mexico	W	60-49
F26	*New Mexico	W	53-47
F28	*at Arizona State	L	31-49
M1	*at Arizona State	L	38-44

\* Border Conference game (9-7, 2nd)

**1938-39**  
**Won 12, Lost 11**  
**Coach: Fred A. Enke**

D14	Tulane	W	34-28
D15	University of Mexico	L	31-40
D16	University of Mexico	W	32-20
J6	*at Arizona State	L	33-35
J7	*at Arizona State	L	36-40
J11	*UTEF	W	46-25
J12	*UTEF	W	33-32
J20	Jackson's All-Stars	W	46-34
J21	Jackson's All-Stars	W	50-40
J30	*Northern Arizona	L	35-40
J31	*Northern Arizona	L	35-48
F10	*at Texas Tech	L	24-53
F11	*at Texas Tech	L	37-52
F13	*at New Mexico State	L	49-61
F14	*at New Mexico State	L	42-45
F17	*New Mexico	W	56-40
F18	*New Mexico	W	63-40
F24	*Arizona State	L	43-50
F25	*Arizona State	W	48-44
M3	*at New Mexico	W	39-37
M4	*at New Mexico	W	45-41
M6	*at UTEP	W	49-46
M7	*at UTEP	L	30-42

\* Border Conference game (8-10, 5th)

**1939-40**  
**Won 15, Lost 10**  
**Coach: Fred A. Enke**  
**Border Conference Champions**

D21	Loyola Marymount	L	35-40
D22	Loyola Marymount	L	33-42
D28	Southeastern Oklahoma (1)	L	24-32
D29	Texas Christian (1)	L	32-37
D29	West Texas State (1)	L	43-52
D30	Montana State (1)	L	32-39
J1	at Hardin-Simmons	W	40-31
J2	at Hardin-Simmons	W	50-28
J4	*at New Mexico State	L	41-70
J5	*at New Mexico State	W	52-49
J12	*Arizona State	W	37-35
J13	*Arizona State	W	36-34
F2	*at Northern Arizona	L	36-40
F3	*at Northern Arizona	W	40-32
F5	*at Arizona State	W	51-40
F6	*at Arizona State	L	37-39
F9	*New Mexico State	L	42-56
F10	*New Mexico State	W	56-45
F12	*Northern Arizona	W	39-38
F13	*Northern Arizona	W	55-35
F19	at Olson's Swedes	W	51-34
F23	*New Mexico	W	62-52
F24	*New Mexico	W	59-42
F26	*UTEF	W	51-44
F27	*UTEF	W	52-47

\* Border Conference game (12-4, 1st)  
(1) at All-College Tournament, Oklahoma City, Okla.

**1940-41**  
**Won 11, Lost 7**  
**Coach: Fred A. Enke**

D12	Western New Mexico	L	30-33
D16	*Northern Arizona	W	38-29
J10	*Arizona State	W	55-40
J11	*Arizona State	W	51-38
J17	*New Mexico State	L	58-61
J18	*New Mexico State	W	46-37
J30	*at New Mexico State	W	45-33
J31	*at New Mexico	W	47-31
F1	*at New Mexico	L	23-33
F10	*at UTEP	L	35-47
F11	*at UTEP	L	44-55
F15	*New Mexico	W	62-35

F17	*UTEF	W	62-54
F21	Lilly Ice Cream	W	57-39
F22	Lilly Ice Cream	W	53-43
M3	*at Northern Arizona	W	55-46
M4	*at Northern Arizona	L	47-48
M5	*at Arizona State	L	34-51

\* Border Conference game (9-6, 2nd)

**1941-42**  
**Won 9, Lost 13**  
**Coach: Fred A. Enke**

D12	at Western New Mexico	L	24-46
D13	at Western New Mexico	W	39-37
D19	*West Texas State	L	52-71
D27	New Mexico Tech	W	43-38
D30	New Mexico Tech	W	51-30
J2	Stanford (1)	L	26-56
J3	Stanford (1)	L	33-54
J7	*Hardin-Simmons	W	50-26
J8	*Texas Tech	L	47-53
J17	*Arizona State	W	59-45
J26	*Northern Arizona (2)	L	36-44
J27	*at Arizona State	L	41-42
J31	*at New Mexico	L	41-50
F2	*at UTEP	L	43-46
F3	*at New Mexico State	W	56-48
F10	*UTEF	W	59-49
F11	*New Mexico	L	43-53
F13	*New Mexico State	W	53-25
F18	*at Hardin-Simmons	L	31-36
F19	*at Texas Tech	L	42-49
F20	*at West Texas State	L	59-66
M2	*Northern Arizona	W	44-31

\* Border Conference game (6-10, 6th)  
(1) at Phoenix, Ariz.  
(2) at Tempe, Ariz.

**1942-43#**  
**Won 22, Lost 2**  
**Coach: Fred A. Enke**  
**Border Conference Champions**

D12	Daniel's	W	81-23
D18	*at UTEP	W	58-35
D19	*at UTEP	W	62-44
J7	*UTEF	W	72-47
J8	*UTEF	W	57-46
J14	*Arizona State	W	49-35
J15	*Arizona State	L	39-41
J22	*at Arizona State	W	63-40
J23	*at Arizona State	W	43-29
J25	*at Northern Arizona	W	55-23
J26	*at Northern Arizona	W	67-49
F1	*Northern Arizona	W	71-42
F2	*Northern Arizona	W	84-27
F5	San Diego Marines	W	69-34
F6	San Diego Marines	W	69-42
F8	Williams Air Base	W	63-40
F12	Albuquerque AFB Flying Kellys	W	60-39
F13	Albuquerque AFB Flying Kellys	W	51-40
F17	*New Mexico (1)	W	55-40
F18	*Texas Tech (1)	L	35-47
F19	*New Mexico (1)	W	41-37
F19	*UTEF (1)	W	60-51
F20	*Texas Tech (1)	W	54-41
F20	*West Texas State (1)	W	47-39

\* Border Conference game (16-2, 1st)  
(1) at Border Conf. Tourn., Albuquerque, N.M.  
# Home games played at Tucson High due to Bear Down Gym use by Navy

**1943-44#**  
**Won 12, Lost 2**  
**Coach: Fred A. Enke**

D4	at Navy Pilots	W	54-36
D17	Davis-Monathan Air Base	W	62-35
D18	Marana Air Base	W	47-28
D29	Ryan Field Rockets	L	39-42
J8	at Davis-Monathan Air Base	L	28-43
J14	Consolidated-Vultee Air	W	36-25
J15	Marana Officers	W	51-37
J28	Davis-Monathan Enlisted	W	56-37
J29	Davis-Monathan Air Base	W	52-48
F9	at Marana Enlisted	W	43-42
F12	Davis-Monathan Air Base	W	62-58
F16	Marana Enlisted	W	59-44
F19	Consolidated-Vultee Air	W	67-36
F26	at Ryan Field Rockets	W	58-34

# Home games played at Tucson High due to Bear Down Gym use by Navy

**1944-45**  
**Won 7, Lost 11**  
**Coach: Fred A. Enke**

D2	Davis-Monathan Officers	W	42-40
D7	at Marana Air Base	L	38-58
D15	*at Arizona State	L	44-52
D16	*at Arizona State	L	41-48
J13	*Northern Arizona	W	44-38
J19	*Arizona State	W	39-36
J20	*Arizona State	W	39-37
J22	Marston's Supply (1)	L	37-51
J23	Williams Air Base (1)	L	33-42
J29	Davis-Monathan Enlisted	W	41-37
J31	Marana Air Base	L	31-51
F2	Davis-Monathan Gunnery	W	48-38
F3	Davis-Monathan Gunnery	W	38-32
F9	*at Northern Arizona	L	37-53
F10	*at Northern Arizona	L	36-47
F16	Douglas Air Base	L	46-51

F17	Douglas Air Base	L	37-48
F20	at Douglas Air Base	L	30-51

\* Border Conference game (3-4, 6th)  
(1) at Phoenix, Ariz.

**1945-46**  
**Won 25, Lost 5**  
**Coach: Fred A. Enke**  
**Border Conference Champions**  
**National Invitation Tournament Participants**

D14	Williams Air Base	W	50-47
D15	Williams Air Base	W	45-35
D20	*at New Mexico	L	37-42
D21	*at New Mexico	W	47-38
D22	at Ft. Bliss (1)	L	61-72
D27	at San Diego State	L	36-39
D28	at San Diego State	W	38-33
D29	at San Diego NTC	W	44-38
J5	*New Mexico State	W	64-27
J10	*Arizona State	W	58-30
J11	*Arizona State	W	60-37
J18	El Toro Marines	W	56-42
J19	El Toro Marines	W	59-38
J25	*at Arizona State	W	45-35
J26	*at Arizona State	W	44-27
J28	*at Northern Arizona (ot)	L	53-54
J29	*at Northern Arizona	W	38-35
F1	*New Mexico	W	78-53
F2	*New Mexico	W	75-42
F8	Los Angeles Deaf School	W	65-28
F9	Los Angeles Deaf School	W	92-62
F11	*Northern Arizona	W	46-38
F12	*Northern Arizona	W	51-36
F16	*at UTEP	W	48-42
F18	Chihuahua University	W	78-41
F22	*at New Mexico State	W	82-33
F23	at Williams Air Base	W	59-45
M1	*Texas Tech (2)	W	61-31
M2	*West Texas State (2)	W	44-37
M16	Kentucky (3)	L	53-77

\* Border Conference game (14-3, 1st)  
(1) at El Paso, Texas  
(2) at Border Conf. Tourn., Albuquerque, N.M.  
(3) at National Invitation Tournament, New York, N.Y.

**1946-47**  
**Won 21, Lost 3**  
**Coach: Fred A. Enke**  
**Border Conference Champions**

D9	Mesa Jaycees	W	70-46
D12	*West Texas State	W	54-43
D13	*Texas Tech	W	69-47
D20	Webbco	W	65-49
D21	San Diego State	W	73-36
D27	Morehead State (1)	W	64-63
D28	Miami, Ohio (2)		



# YEAR-BY-YEAR RESULTS

**1947-48**

**Won 19, Lost 10**  
**Coach: Fred A. Enke**  
**Border Conference Champions**

D12	Alumni	W	55-42
D13	Alumni	W	66-57
D18	Baylor	W	62-54
D20	Loyola Marymount	W	60-49
D23	San Diego State	W	60-44
D27	at St. Francis, N.Y. (1)	L	70-79
D30	at St. Joseph's, Pa. (2)	W	61-57
J1	at Canisius	L	50-59
J2	at Duquesne	L	51-54
J5	at Bradley	L	66-91
J8	*at West Texas State	W	72-69
J9	*at Texas Tech	L	38-65
J10	*at Hardin-Simmons	L	53-54
J14	*Texas Tech	W	61-37
J15	*West Texas State	W	67-51
J24	*at Arizona State	W	47-46
J26	*at Northern Arizona	L	36-38
J29	University of Mexico	W	87-45
J31	*at Northern Arizona	W	72-39
F4	*New Mexico State	W	65-53
F5	*New Mexico	W	58-46
F12	*at New Mexico	W	62-59
F13	*at New Mexico State	L	56-58
F14	*at UTEP	W	68-49
F19	*Hardin-Simmons	W	53-34
F21	*Arizona State	W	61-58
F25	*UTEP	W	93-50
M12	Baylor (3)	L	59-65
M13	Baylor (3)	L	54-64

\* Border Conference game (12-4, 1st)  
(1) at Madison Square Garden, New York, N.Y.  
(2) at Convention Hall, Philadelphia, Pa.  
(3) at NCAA District 6 Playoff, Dallas, Texas

**1948-49**

**Won 17, Lost 11**  
**Coach: Fred A. Enke**  
**Border Conference Champions**

D10	Loyola Marymount	W	52-51
D14	San Diego State	W	60-41
D18	at Washington U., St. Louis	L	43-55
D20	at West Virginia	L	58-61
D21	at Duquesne	L	51-57
D23	at Louisville	L	50-69
D28	North Carolina (1)	L	49-60
J6	*at Hardin-Simmons	W	50-43
J12	*New Mexico	W	57-53
J15	*New Mexico State	W	71-36
J22	*at Northern Arizona	W	60-39
J24	*at Arizona State	W	45-44
J28	at St. Mary's, Calif. (2)	L	50-58
J29	at San Francisco (2)	L	49-56
F2	*Texas Tech	W	49-25
F3	*West Texas State	W	61-59
F7	Pittsburgh	W	52-47
F10	*at West Texas State	L	46-52
F11	*at Texas Tech	L	58-60
F12	*at Hardin-Simmons	W	43-40
F17	*UTEP	W	63-48
F19	*Arizona State	W	63-60
F25	*Northern Arizona	W	55-38
F28	*at UTEP (ot)	L	69-70
M1	*at New Mexico State	W	57-50
M2	*at New Mexico	W	66-57
M9	Baylor (3)	W	55-47
M10	Arkansas (3)	L	44-65

\* Border Conference game, (13-3, 1st)  
(1) at Camelia Bowl Tourn., Lafayette, La.  
(2) at Cow Palace, San Francisco, Calif.  
(3) at NCAA District 6 Playoff, Dallas, Texas

**1949-50**

**Won 26, Lost 5**  
**Coach: Fred A. Enke**  
**Sun Bowl Tournament Champions**  
**Border Conference Champions**  
**National Invitation Tournament Participants**

D2	San Diego NAS	W	54-41
D3	San Diego NAS	W	88-50
D9	Culver-Stockton (1)	W	74-45
D13	Cal. Poly-SLO	W	63-53
D16	Texas A&M (2)	W	56-50
D17	Texas (2)	L	50-58
D27	Texas A&M	W	59-46
D30	New Mexico (3)	W	65-52
D31	UTEP (3)	W	55-47
J7	*at Northern Arizona	W	69-44
J11	*UTEP	W	80-58
J14	*New Mexico State	W	71-54
J16	*at Arizona State	W	81-61
J20	*West Texas State	W	67-59
J27	at St. Mary's, Calif. (4)	W	67-57
J28	at Loyola Marymount	L	54-61
J30	Santa Clara (5)	W	80-64
F1	Santa Clara	W	63-45
F4	*Arizona State	W	73-51
F9	*at New Mexico	W	57-53
F10	*at New Mexico State	W	67-58
F11	*at UTEP	W	72-49
F15	*Texas Tech	W	60-54
F18	*Northern Arizona	W	64-58
F20	Beloit	W	71-61
F22	*New Mexico	W	71-62
F27	*at Hardin-Simmons	L	53-57
F28	*at Texas Tech	W	72-65

M1	*at West Texas State	L	42-61
M6	*Hardin-Simmons	W	63-41
M11	LaSalle (6)	L	66-72

\* Border Conference game (14-2, 1st)  
(1) at Douglas, Ariz.  
(2) at San Antonio, Texas  
(3) at Sun Bowl Tourn., El Paso, Texas  
(4) at Cow Palace, San Francisco, Calif.  
(5) at Phoenix, Ariz.  
(6) at National Invitation Tournament, New York, N.Y.

**1950-51**

**Won 24, Lost 6**  
**Coach: Fred A. Enke**  
**Border Conference Champions**  
**National Invitation Tournament Participants**  
**NCAA Tournament Participants**

D1	San Diego NAS	W	83-53
D2	San Diego NAS	W	90-38
D11	Whittier	W	79-59
D16	San Diego State	W	68-38
D20	*UTEP	W	63-52
D22	Southern Mississippi	W	90-56
D26	at Canisius	L	52-55
D28	C.C.N.Y. (1)	W	41-38
D30	at West Virginia	W	68-67
J1	at Duquesne	L	63-85
J6	*Northern Arizona	W	83-44
J11	*at West Texas State	W	59-53
J12	*at Texas Tech	W	57-56
J13	*at Hardin-Simmons	W	67-55
J20	*at Northern Arizona	W	69-39
J26	UCLA (2)	L	63-69
J27	at San Jose State	W	62-55
J29	Long Island	W	62-61
F2	*West Texas State	W	74-48
F5	*Hardin-Simmons	W	69-53
F9	*Arizona State	W	87-66
F12	*at New Mexico	W	77-54
F13	*at New Mexico State	L	66-67
F14	*at UTEP	W	79-54
F19	*New Mexico State	W	75-46
F24	*New Mexico	W	63-58
F26	*Texas Tech	W	78-68
M5	*at Arizona State	W	71-59
M13	Dayton (3)	L	68-74
M21	Kansas State (4)	L	59-61

\* Border Conference game (15-1, 1st)  
(1) at Madison Square Garden, New York, N.Y.  
(2) at Cow Palace, San Francisco, Calif.  
(3) at National Invitation Tournament, New York, N.Y.  
(4) at NCAA Tournament, Kansas City, Mo.

**1951-52**

**Won 11, Lost 16**  
**Coach: Fred A. Enke**

N26	San Diego Marines (Ex.)	W	69-54
N27	Camp Pendleton (Ex.)	W	55-46
D1	at Brigham Young	L	62-68
D8	Kansas State+	L	57-76
D12	Loyola	W	68-60
D15	San Diego NTC (Ex.)	W	84-62
D18	Wichita State	W	73-61
D20	St. Mary's, Calif.	L	64-71
D27	at New York University (1)	L	76-103
D29	at Canisius	L	78-89
D31	Minnesota (2)	L	61-73
J3	at Bradley	L	59-98
J5	at Kansas State	L	52-78
J12	*Northern Arizona	W	70-57
J14	*Hardin-Simmons	W	65-43
J17	*Texas Tech	W	77-68
J28	*at Northern Arizona	W	57-55
F1	*at New Mexico State	L	50-59
F2	*at UTEP	L	64-70
F7	*West Texas State	L	57-59
F11	*Arizona State	W	77-69
F14	*at West Texas State	L	73-79
F15	*at Texas Tech	L	57-84
F16	*at Hardin-Simmons	L	63-66
F20	*UTEP	W	83-58
F25	*New Mexico State	L	55-65
F28	*at Arizona State	L	59-87

\* Border Conference game (6-8, T3rd)  
(1) at Madison Square Garden, New York, N.Y.  
(2) at Milwaukee, Wis.  
*+ 21-game homecourt win streak ended*

**1952-53**

**Won 13, Lost 11**  
**Coach: Fred A. Enke**  
**Border Conference Co-Champions**

D2	Camp Pendleton (Ex.)	W	63-65
D5	San Diego Marines (Ex.)	W	86-77
D8	San Diego NTC (Ex.)	W	54-78
D13	Centenary	L	57-59
D16	San Diego State	W	68-64
D17	LaSalle	L	68-87
D27	Arkansas (1)	L	51-68
D29	Texas A&M (1)	W	66-49
D30	TCU (1)	L	48-63
J2	Mississippi (2)	L	70-75
J3	at Memphis State (2)	L	56-75
J9	*at UTEP	W	63-54
J10	*at New Mexico State	W	51-46
J14	*UTEP	W	66-54
J17	*New Mexico State	W	52-50
J26	*at Northern Arizona	W	90-70
J31	*at Arizona State	L	73-75

F2	Bradley	L	62-65
F4	*Hardin-Simmons	W	72-67
F10	*Northern Arizona	W	69-54
F12	*Arizona State	W	65-60
F16	*at Hardin-Simmons	L	61-77
F17	*at Texas Tech	L	80-100
F18	*at West Texas State	W	61-51
F23	*Texas Tech	W	79-63
M2	*West Texas State	W	65-51
M6	Hardin-Simmons (3) (ot)	L	61-67

\* Border Conference game (11-3, T1st)  
(1) at Southwest Conference Holiday Tourn., Dallas, Texas  
(2) at Memphis Invitational, Memphis, Tenn.  
(3) at Border Conference Tourn., Abilene, Texas

**1953-54**

**Won 14, Lost 10**  
**Coach: Fred A. Enke**

D4	Northern Arizona	W	70-60
D11	at UCLA	L	45-90
D12	at UCLA	L	48-84
D15	Centenary	W	79-64
D18	San Jose State	W	81-77
D21	Utah	L	57-65
D26	USC	W	57-55
D28	at Bradley	L	55-79
D29	at Beloit	L	65-89
D31	at Canisius	W	79-58
J2	at Niagara	L	46-79
J8	*Texas Tech	L	62-78
J11	*at UTEP	L	57-75
J12	*at New Mexico State	W	67-65
J22	*Arizona State	W	79-65
F1	Bradley	W	87-74
F6	*New Mexico State	W	71-63
F8	*at Arizona State	W	82-75
F12	*West Texas State	W	61-52
F13	*Hardin-Simmons	W	59-55
F20	*at West Texas State	L	79-79
F22	*at Texas Tech	L	68-97
F23	*at Hardin-Simmons	W	78-72
M1	*UTEP	W	56-52

\* Border Conference game (8-4, 3rd)

**1954-55**

**Won 8, Lost 17**  
**Coach: Fred A. Enke**

D2	Northern Arizona	W	68-58
D6	Kansas State	W	86-81
D10	at Utah	L	44-77
D11	at Utah	L	68-83
D17	Colorado State	L	62-67
D18	Colorado State	W	81-59
D21	at Stanford	L	56-66
D28	Tulsa (1)	L	49-71
D29	at Wichita State (1)	L	64-87
D30	vs. Southern Mississippi (1)	W	79-72
J1	at New Mexico	L	65-71
J14	*Hardin-Simmons	W	77-68
J15	*West Texas State	W	73-72
J24	at Northern Arizona	L	72-79
J29	*at Arizona State	L	74-92
F2	Bradley	W	88-77
F4	*at West Texas State	L	66-82
F5	*at Texas Tech	L	70-82
F6	*at Hardin-Simmons	L	58-71
F12	*New Mexico State	W	60-49
F14	*UTEP	L	58-60
F18	*Texas Tech	L	63-68
F23	*UTEP	L	45-70
F24	*at New Mexico State	L	62-83
M2	*Arizona State (ot)	L	103-104

\* Border Conference game (3-9, 6th)  
(1) at Wichita Classic, Wichita, Kan.

**1955-56**

**Won 11, Lost 15**  
**Coach: Fred A. Enke**

D2	San Diego State	W	80-74
D3	Northern Arizona	W	96-67
D9	at Utah	L	45-119
D10	at Utah	L	63-93
D14	Hamlie	W	71-63
D16	San Jose State	L	63-68
D19	California	L	74-84
D21	Memphis State (ot)	L	92-98
D27	at Louisville (1)	L	83-103
D28	Ohio University (1)	L	76-91
D29	Bowling Green (1)	L	75-92
J2	at Murray State	L	73-93
J6	*at New Mexico State	L	35-68
J7	*at UTEP	W	60-54
J11	*Texas Tech	L	78-85
J13	*West Texas State	W	69-64
J18	*Arizona State	W	89-76
J30	at Northern Arizona	W	77-74
F1	UC-Santa Barbara	W	68-53
F4	*at Texas Tech	L	67-105
F6	*at West Texas State	W	78-76
F7	*at Hardin-Simmons	L	63-71
F11	*New Mexico State	W	75-71
F13	*UTEP (ot)	L	84-85
F18	*Hardin-Simmons	W	83-73
F25	*at Arizona State	L	88-96

\* Border Conference game (6-6, 5th)  
(1) at Kentucky Invitational, Louisville, Ky.

**1956-57**

**Won 13, Lost 13**  
**Coach: Fred A. Enke**

D1	Northern Arizona	W	79-57
D3	Hamlie	W	79-74
D7	at Utah	L	55-66
D8	at Utah	L	65-89
D13	New Mexico	W	74-55
D17	Murray State	W	81-70
D19	Colorado State	W	73-63
D22	California	L	49-70
D28	(1) at Tennessee	L	66-70
D29	at Vanderbilt	L	76-107
J1	at Memphis State	L	76-93
J3	at Oklahoma City	L	55-80
J7	Texas Tech	W	79-63
J11	*at New Mexico State	L	73-77
J12	*at UTEP	L	69-93
J26	UC-Santa Barbara	W	72-67
J28	at Northern Arizona (ot)	W	103-93
F2	*New Mexico State	W	69-47
F4	*UTEP	W	73-52
F8	*West Texas State	W	77-67
F12	*Hardin-Simmons	L	69-80
F16	*at Arizona State	W	96-90
F23	*at Hardin-Simmons	L	69-80
F25	at Texas Tech	L	84-100
F26	*at West Texas State	L	67-71
M4	*Arizona State	W	77-70

\* Border Conference game (5-5, 3rd)

**1957-58**

**Won 10, Lost 15**  
**Coach: Fred A. Enke**

D2	Northern Arizona	W	64-59
D7	at Iowa	L	63-80
D9	at Bradley	L	52-91
D11	at Washington U., St. Louis	L	52-61
D13	Pacific	W	82-74
D17	Cal Poly-SLO	W	66-65
D20	Loyola Marymount	W	77-67
D21	USC	W	78-72
D27	at San Jose State	L	63-77
D28	Santa Clara (1)	L	55-66
D30	Michigan	L	76-88
J4	*at UTEP	W	71-67
J6	*at New Mexico State	L	51-71
J11	at San Diego State	L	76-83





# YEAR-BY-YEAR RESULTS

**1959-60**

<b>Won 10, Lost 14</b>		
<b>Coach: Fred A. Enke</b>		
D2	Western New Mexico	W 73-68
D5	Northern Arizona	W 76-62
D11	at UC-Santa Barbara	L 78-84
D12	at Cal State-LA	L 74-82
D15	San Diego State	W 65-50
D18	San Diego Marines (Ex.)	W 67-87
D22	at Washington State	L 58-64
J2	at Colorado State	L 64-103
J4	at Regis	L 69-74
J5	at Northern Colorado	L 71-82
J9	*New Mexico State	L 53-70
J11	*UTEP	W 62-55
J15	*Hardin-Simmons	W 72-58
J23	*Arizona State	L 61-71
J27	at Northern Arizona	L 69-77
J30	*at Hardin-Simmons	L 63-81
F1	*at West Texas State	L 68-80
F6	Cal State-Los Angeles	W 104-84
F8	*West Texas State	W 77-62
F10	New Mexico	W 64-62
F13	Fresno State	L 68-69
F20	at Air Force Academy	W 73-66
F27	*at UTEP	W 100-77
F29	*at New Mexico State	L 46-76
M5	*at Arizona State	L 71-76

\* Border Conference game (4-6, 4th)

**1960-61**

<b>Won 11, Lost 15</b>		
<b>Coach: Fred A. Enke</b>		
D2	Colorado	L 72-82
D3	Colorado	L 60-83
D6	Northern Arizona	W 78-59
D8	Cal State-Los Angeles	W 92-90
D13	Eastern New Mexico	W 118-66
D16	at New Mexico	L 73-79
D17	at Air Force Academy	L 67-76
D19	at Iowa	L 64-105
D21	at Nebraska	L 55-79
D27	at UC-Santa Barbara (ot)	W 80-75
D29	Idaho State	L 64-75
J4	Regis	W 79-61
J7	*UTEP	W 74-71
J9	*New Mexico State	L 64-89
J12	at UCLA	L 68-90
J25	at Northern Arizona	W 67-49
J26	*at West Texas State	W 81-77
J30	*at Hardin-Simmons	L 80-84
F4	*at Arizona State	L 78-94
F11	*West Texas State	W 66-63
F13	*Hardin-Simmons	W 83-68
F18	*at UTEP	W 74-65
F20	*at New Mexico State	L 68-73
F25	*Arizona State	L 75-94
M3	at UC-Santa Barbara	L 60-76
M4	at Cal State-Los Angeles	L 76-107

\* Border Conference game (5-5, 3rd)

**1961-62**

<b>Won 12, Lost 14</b>		
<b>Coach: Bruce Larson</b>		
D1	Utah	L 62-71
D2	Utah State	L 54-67
D5	Northern Arizona	W 70-52
D8	at Colorado	L 51-72
D9	at Colorado	L 57-60
D15	Pittsburgh (1)	L 58-83
D16	Duke (1)	L 47-78
D18	at Kansas State	L 43-59
D22	Northern Colorado	W 77-50
D23	New Mexico	W 85-63
D29	Brigham Young	W 60-58
D30	Denver	W 71-57
J4	Hardin-Simmons	W 101-62
J6	West Texas State	W 76-68
J11	at New Mexico State	L 55-68
J13	at UTEP (ot)	L 56-57
J20	Arizona State	L 67-73
J31	Cal State-Los Angeles	W 80-60
F3	New Mexico State	W 68-67
F5	UTEP	W 57-52
F10	at Hardin-Simmons	W 86-74
F12	at West Texas State	L 72-87
F17	at Northern Arizona	W 68-59
F23	Air Force Academy	L 63-70
F24	at Western New Mexico	L 71-74
F27	at Arizona State	L 53-67

(1) at Steel Bowl Tourn., Pittsburgh, Pa.

**1962-63**

<b>Won 13, Lost 13</b>		
<b>Coach: Bruce Larson</b>		
D1	Fresno State	W 75-67
D3	at Wisconsin	W 51-46
D8	Northern Arizona	W 62-60
D14	at Colorado State	L 65-75
D15	at Air Force Academy	L 46-57
D19	Idaho State	W 57-51
D22	Colorado	W 60-52
D26	Iowa (1)	L 56-57
D27	Washington State (1)	W 67-57
D29	Seattle (1)	L 59-75
J2	Hamline	W 82-47
J4	at UTEP	L 55-76
J5	at New Mexico State (ot)	W 63-59
J11	*Utah (ot)	L 50-52

J12	*Brigham Young	L 75-80
J17	*at Wyoming	L 72-84
J18	*at New Mexico	L 48-59
J30	at Northern Arizona	W 71-63
F2	New Mexico State	W 63-40
F4	UTEP	L 50-65
F9	*at Arizona State	L 54-73
F15	*at Brigham Young	L 72-77
F16	*at Utah	W 74-70
F22	*New Mexico	W 49-46
F23	*Wyoming	W 84-63
M4	*Arizona State	L 53-58

\* Western Athletic Conference game (3-7, T5th)  
(1) at Far West Classic, Portland, Ore.**1963-64**

<b>Won 15, Lost 11</b>		
<b>Coach: Bruce Larson</b>		
<b>Evansville Tournament Champions</b>		
D4	Evansville	L 58-61
D6	at Colorado	L 60-75
D7	at Colorado State	L 45-57
D10	Denver	W 74-64
D13	San Jose State	W 63-44
D14	Northern Arizona	W 96-57
D18	California	W 64-58
D21	at Utah State	L 60-64
D27	Maryland (1)	W 57-54
D28	Evansville (1)	W 78-61
D30	at Bradley	L 59-67
J6	Seattle	W 59-53
J10	Colorado State	W 57-55
J11	New Mexico State	W 72-40
J16	*at New Mexico	L 50-59
J18	*at Wyoming	L 69-71
J30	at Northern Arizona	W 83-71
F1	USC	W 71-63
F8	*Arizona State	L 66-67
F14	*Utah	W 85-72
F15	*Brigham Young	W 80-67
F21	*Wyoming	W 81-69
F22	*New Mexico	W 54-46
F28	*at Utah	L 73-86
F29	*at Brigham Young	L 71-84
M4	*at Arizona State	L 69-72

\* Western Athletic Conference game (4-6, 4th)

(1) at Evansville Tournament, Evansville, Ind.

**1964-65**

<b>Won 17, Lost 9</b>		
<b>Coach: Bruce Larson</b>		
D1	at Seattle	W 76-71
D4	Pepperdine	W 78-49
D7	Texas Tech	W 77-75
D11	at California	L 55-57
D12	at San Jose State	L 59-66
D19	Cal State-Hayward	W 86-44
D23	UTEP	W 77-40
D28	UCLA (1)	L 79-99
D29	Washington (1)	W 77-63
D30	USC (1)	W 57-55
J7	*at Wyoming (ot)	W 62-60
J9	*at New Mexico	L 42-64
J11	Northern Arizona	W 81-50
J15	*Brigham Young	W 75-73
J16	*Utah	W 57-48
J27	at Northern Arizona	W 89-63
J28	San Francisco	W 71-56
J30	Memphis State	W 99-64
F3	Bradley (3 ot)	W 85-83
F6	at UTEP	L 39-51
F13	*at Arizona State	L 69-76
F19	*Wyoming	W 78-77
F20	*New Mexico	L 66-70
F26	*at Brigham Young	L 88-92
F27	*at Utah	L 72-100
M3	*Arizona State	W 97-87

\* Western Athletic Conference game (5-5, T2nd)

(1) at Los Angeles Classic, Los Angeles, Calif.

**1965-66**

<b>Won 15, Lost 11</b>		
<b>Coach: Bruce Larson</b>		
D1	at Northern Arizona	W 74-69
D4	at Memphis State	W 94-69
D6	at Texas Tech	L 72-77
D9	Pacific	W 71-61
D11	Northern Arizona	W 68-58
D15	Seattle	W 73-64
D20	Colorado (3 ot)	L 73-77
D22	San Jose State	W 56-47
D27	at Denver	L 70-72
D29	California (1)	W 62-58
D30	Seattle (1) (ot)	L 74-79
J7	*at Utah	L 78-87
J8	*at Brigham Young	L 74-87
J15	Southern Illinois	W 82-62
J22	*Arizona State	L 65-68
J28	Stanford	W 94-54
J31	at UCLA	L 67-84
F4	*New Mexico (2 ot)	W 83-77
F5	*Wyoming	W 76-70
F10	at UTEP (ot)	L 72-81
F12	Cal Poly-Pomona	W 79-70
F18	*Utah	W 71-68
F19	*Brigham Young	W 76-62
F26	*at Arizona State	W 91-80
M3	*at New Mexico	L 69-83
M5	*at Wyoming	L 66-104

\* Western Athletic Conference game (5-5, 3rd)  
(1) at Northwest Holiday Tournament, Seattle, Wash.**1966-67**

<b>Won 8, Lost 17</b>		
<b>Coach: Bruce Larson</b>		
D2	at San Jose State	W 79-68
D3	at San Francisco	L 46-60
D7	Hardin-Simmons	W 80-65
D9	Texas Tech	W 64-49
D12	Weber State	W 62-57
D15	Northern Arizona	L 67-82
D17	at Colorado	L 74-91
D19	at Stanford	L 67-82
D23	Harvard	W 59-58
D27	Illinois (1)	L 77-93
D29	Arkansas (1)	L 61-65
D30	Wisconsin (1)	L 77-104
J7	*at Arizona State	L 67-73
J13	*Brigham Young	L 64-77
J14	*Utah	W 74-70
J19	Phillips Oilers (Ex.)	W 74-107
J30	at Northern Arizona	L 75-82
F2	*at Wyoming	L 73-75
F4	*at New Mexico	L 50-81
F9	UTEP	L 65-75
F11	New Mexico State	L 61-66
F13	Japanese Olympic Team (Ex.)	W 82-65
F17	*New Mexico	W 70-64
F18	*Wyoming	L 59-68
F25	*Arizona State	W 92-65
M3	*at Utah	L 72-88
M4	*at Brigham Young	L 58-70

\* Western Athletic Conference game (3-7, 5th)  
(1) at Los Angeles Classic, Los Angeles, Calif.**1967-68**

<b>Won 11, Lost 13</b>		
<b>Coach: Bruce Larson</b>		
D1	San Jose State	W 94-59
D4	Weber State	W 73-67
D7	Northern Arizona	W 82-74
D9	at UTEP (ot)	L 66-67
D15	at Creighton	L 66-70
D16	at Southern Illinois	W 65-50
D18	Colorado	W 76-67
D22	Houston	L 76-81
D23	North Texas State	L 62-65
D27	St. Francis, Pa. (1)	L 71-85
D28	Villanova (1)	L 59-75
J6	*Arizona State	W 74-69
J12	*at Brigham Young	L 62-72
J13	*at Utah	L 77-83
J19	Air Force	W 75-68
J30	Northern Arizona	W 75-68
F2	*Wyoming	L 85-90
F3	*New Mexico	W 69-68
F9	at New Mexico State	L 75-93
F17	*at Arizona State	L 61-78
F22	*at New Mexico	L 74-102
F24	*at Wyoming	L 69-79
M1	*Utah	W 89-79
M2	*Brigham Young	W 96-85

\* Western Athletic Conference game (4-6, T4th)  
(1) at Quaker City Tournament, Philadelphia, Pa.**1968-69**

<b>Won 17, Lost 10</b>		
<b>Coach: Bruce Larson</b>		
D3	Northern Arizona	W 86-69
D5	at Houston	L 64-85
D7	at Texas Tech (ot)	W 85-80
D11	New Mexico State	L 72-78
D14	at Northern Arizona	L 73-76
D17	Evansville	W 102-88
D19	at Colorado	L 69-70
D23	Nebraska	W 68-63
D26	Purdue (1)	L 72-98
D28	Stanford (1)	W 75-64
D30	West Virginia (1)	W 77-60
J3	Idaho State	W 92-48
J4	Seattle	W 75-66
J7	Eastern Michigan	W 89-72
J11	*at Arizona State	W 81-80
J16	Creighton	W 72-63
J23	*Brigham Young	W 76-70
J25	*Utah	W 90-64
J31	Loyola Marymount	W 93-65
F1	UTEP	W 75-66
F6	*at Wyoming	L 72-73
F8	*at New Mexico	L 74-79
F13	*at Utah	L 75-105
F15	*at Brigham Young	L 66-75
F20	*New Mexico	W 77-75
F22	*Wyoming (ot)	L 67-68
M1	*Arizona State	W 90-73

\* Western Athletic Conference game (5-5, 3rd)  
(1) at Rainbow Classic, Honolulu, Hawaii**1969-70**

<b>Won 12, Lost 14</b>		
<b>Coach: Bruce Larson</b>		
D1	at UCLA	L 65-90
D4	Weber State	W 72-68
D8	Baylor	W 81-76
D12	Iowa State	W 78-65
D15	Texas Tech	L 80-85
D18	at North Texas State	L 83-98
D20	at Nebraska	L 69-79
D26	Jacksonville (1)	L 72-104
D27	Fordham (1)	L 74-82
J2	at New Mexico State	L 76-95
J5	Florida State	L 78-87
J8	*Brigham Young	W 90-77
J10	*Utah	L 74-79
J15	*at UTEP	L 59-73
J17	*at New Mexico	W 78-72
J24	Northern Arizona	W 94-76
J29	*Colorado State	W 75-69
J31	*Wyoming	W 81-70
F7	*Arizona State	W 97-75
F12	*at Utah	L 75-92
F14	*at Brigham Young	L 78-93
F19	*New Mexico	W 80-78
F21	*UTEP	W 86-72
F26	*at Wyoming	L 74-93
F28	*at Colorado State	L 80-94
M4	*at Arizona State	W 90-89

\* Western Athletic Conference game (8-6, 4th)  
(1) at Evansville Tournament, Evansville, Ind.**1970-71**

<b>Won 10, Lost 16</b>		
<b>Coach: Bruce Larson</b>		
<b>Poinsettia Classic Champions</b>		
D1	at Seattle	W 78-74
D4	California	L 79-87
D5	Butler	W 108-92
D9	at New Mexico State	L 74-76
D11	at Baylor	L 91-101
D12	at Texas Tech	L 67-79
D18	San Jose State	W 100-77
D22	at Northern Arizona	W 85-70
D28	Texas A&M (1)	W 90-76
D29	Mississippi State (1)	W 77-75
D31	at Florida State	L 85-95
J4	DePaul	W 105-68
J7	*at Colorado State	L 65-90
J9	*at Wyoming	L 65-91
J16	*at Arizona State	L 83-112
J28	*Utah	L 86-99
J30	*Brigham Young	W 81-76
F4	*at New Mexico	L 77-81
F6	*at UTEP	L 66-80
F12	*Wyoming	W 98-81
F13	*Colorado State	L 71-74
F20	*Arizona State	L 83-95
F26	*at Brigham Young	L 83-95
F27	*at Utah	L 91-102
M5	*UTEP	W 82-77
M6	*New Mexico	L 83-93

\* Western Athletic Conference game (3-11, 8th)  
(1) at Poinsettia Classic, Greenville, S.C.**1971-72**

<b>Won 6, Lost 20</b>		
<b>Coach: Bruce Larson</b>		
D2	at Iowa State	L 54-71
D4	at California	L 76-79
D6	UC-Riverside#	W 73-72
D9	San Diego State#	L 67-69
D13	at New Mexico State	L 73-89
D17	Cal	



# YEAR-BY-YEAR RESULTS

## 1972-73

### Won 16, Lost 10

**Coach: Fred Snowden**

N29	Cal State-Bakersfield	W	94-87
D2	at San Francisco	L	75-94
D4	at Stanford	L	68-75
D7	USC	W	71-69
D12	San Diego	W	79-70
D16	Northern Illinois (ot)	W	91-90
D23	at Kansas State	L	69-85
D27	Purdue (1)	W	83-80
D28	Nevada-Las Vegas (1)	L	64-65
J5	*UTEP	W	79-73
J6	*New Mexico	W	83-73
J13	*at Arizona State	L	60-63
J15	at San Diego State	L	68-81
J18	UC-Santa Barbara	W	79-77
J20	at Northern Arizona	W	82-72
J25	*at Brigham Young	L	79-93
J26	*at Utah	W	89-86
F1	*Wyoming%	W	87-69
F3	*Colorado State	W	94-87
F8	*at New Mexico	L	73-93
F10	*at UTEP	W	81-78
F17	*Arizona State	L	105-110
F23	*Utah (3 ot)	W	101-95
F24	*Brigham Young	W	100-94
M2	*at Colorado State	L	72-79
M3	*at Wyoming	W	84-82

\* Western Athletic Conference game (9-5, 2nd)

(1) at Holiday Classic, Las Vegas, Nev.

% First game in McKale Center

## 1973-74

### Won 19, Lost 7

**Coach: Fred Snowden**

N30	Illinois	W	101-80
D1	at USC	L	76-100
D3	at Colorado	W	91-76
D5	Athletes in Action (Ex.)	W	86-77
D8	Cal Poly-Pomona	W	87-54
D11	San Diego State	W	101-79
D13	Idaho	W	101-80
D19	Kansas State	W	74-72
D22	Texas Tech	W	88-64
D28	Marquette (1)	L	62-76
D29	SMU (1)	W	86-82
J3	*at Wyoming	W	93-77
J5	*at Colorado State	L	67-85
J11	*New Mexico	W	97-89
J12	*UTEP	L	63-81
J15	Northern Arizona	W	80-62
J19	*at Utah	L	106-121
J24	*at Brigham Young	W	93-91
J25	Centenary	W	97-88
F2	*Arizona State	W	98-90
F8	*Colorado State	W	76-67
F9	*Wyoming	W	78-68
F14	*at UTEP	W	85-59
F16	*at New Mexico	L	72-99
F21	*Brigham Young	W	118-90
F23	*Utah	W	122-92
M2	*at Arizona State	L	95-108

\* Western Athletic Conference game (9-5, 2nd)

(1) at Milwaukee Classic, Milwaukee, Wis.

## 1974-75

### Won 22, Lost 7

**Coach: Fred Snowden****Fiesta Bowl Classic Champions****National Commissioners' Invitational Tournament Participants**

N29	Northern Illinois	W	103-85
D4	UC-Davis	W	84-58
D7	at San Diego State	W	81-79
D10	Nevada-Las Vegas	W	85-80
D13	Illinois (1)	W	78-66
D14	Kansas State (2)	W	67-65
D21	Colorado	W	94-63
D27	California (3)	L	82-84
D28	Columbia (3)	W	94-73
D30	Stanford	W	80-67
J4	at Texas Tech (ot)	W	62-61
J6	Northern Arizona	W	78-77
J10	*at Utah (ot)	L	74-75
J11	*at Brigham Young	W	83-66
J17	*New Mexico	W	67-49
J18	*UTEP	W	69-57
J24	*at Wyoming	L	61-65
J25	*at Colorado State	W	85-82
F1	*Arizona State	L	81-83
F14	*Brigham Young	W	97-81
F15	*Utah	W	93-89
F21	*at UTEP	L	61-68
F22	*at New Mexico	W	58-56
F28	*Colorado State	W	107-97
M1	*Wyoming	W	92-74
M8	*at Arizona State	L	92-107
M13	East Carolina (4)	W	94-78
M15	Purdue (4)	W	102-96
M16	Drake (4)	L	76-83

\* Western Athletic Conference game (9-5, 3rd)

(1) at Fiesta Bowl Classic, Tucson, Ariz.

(2) at Fiesta Bowl Classic, Tempe, Ariz.

(3) at Old Dominion Classic, Norfolk, Va.

(4) at National Commissioners' Invitational Tournament, Louisville, Ky.

## 1975-76

### Won 24, Lost 9

**Coach: Fred Snowden****Western Athletic Conference Champions****NCAA Tournament Participants**

N28	Oregon State	W	96-67
D1	Midwestern	W	119-80
D3	Idaho	W	88-62
D6	Northern Arizona	W	98-81
D8	at Kansas State	L	61-71
D10	at Nevada-Las Vegas	L	94-98
D12	Idaho St. (1)	L	82-87
D13	SMU (2)	W	83-81
D20	at Illinois	L	60-66
D22	Old Dominion	W	88-74
D27	Cincinnati (3)	W	71-64
D29	Iowa (3)	L	80-82
D30	Hawaii (3)	W	84-74
J6	Cal State-Fullerton	W	85-70
J10	Detroit	W	106-76
J16	*Brigham Young	W	79-78
J17	*Utah	W	87-77
J23	*at UTEP	L	42-61
J24	*at New Mexico	W	80-79
J27	Portland State	W	114-94
J30	*Colorado State	W	94-76
J31	*Wyoming	W	64-57
F7	*at Arizona State	L	63-67
F13	*at Utah	W	89-76
F14	*at Brigham Young (ot)	L	74-79
F20	*New Mexico (ot)	W	67-65
F21	*UTEP	W	64-45
F27	*at Wyoming	W	74-66
F28	*at Colorado State	W	78-72
M6	*Arizona State	W	77-72
M13	Georgetown (4)	W	83-76
M18	Nevada-Las Vegas (5) (ot)	W	114-109
M20	UCLA (5)	L	66-82

\* Western Athletic Conference game (11-3, 1st)

(1) at Fiesta Bowl Classic, Tempe, Ariz.

(2) at Fiesta Bowl Classic, Tucson, Ariz.

(3) at Rainbow Classic, Honolulu, Hawaii

(4) at NCAA Tournament, Tempe, Ariz.

(5) at NCAA West Regional, Los Angeles, Calif.

## 1976-77

### Won 21, Lost 6

**Coach: Fred Snowden****NCAA Tournament Participants**

N23	Yugoslavia (Ex.)	W	85-71
N26	Arizona State (ot)	W	92-91
N29	Cal. State-Fullerton	W	91-80
D2	at Oregon State	W	81-73
D4	Idaho	W	95-40
D8	Adams State	W	115-55
D10	Northwestern	W	78-64
D11	Pacific	W	78-60
D18	at Detroit	L	68-70
D22	at Purdue	W	85-76
D27	Stanford	W	90-82
D30	SMU	W	117-85
J6	San Diego State	W	80-77
J13	*at New Mexico	W	89-87
J15	*at UTEP	L	59-60
J20	*Utah	W	102-98
J22	*Brigham Young	W	113-85
J28	*at Wyoming	L	68-69
J29	*at Colorado State	W	77-72
F5	*Arizona State	W	99-83
F11	*UTEP	W	67-60
F12	*New Mexico	W	88-84
F17	*at Brigham Young	W	64-62
F19	*at Utah	L	61-76
F24	*Colorado State	W	91-86
F26	*Wyoming	W	88-63
M5	*at Arizona State (ot)	L	89-95
	Moscow Red Army (Ex.)	W	80-96
M12	Southern Illinois (1)	L	77-81

\* Western Athletic Conference game (10-4, 2nd)

(1) at NCAA Tournament, Omaha, Neb.

## 1977-78

### Won 15, Lost 11

**Coach: Fred Snowden**

N26	at Arizona State	W	72-70
N28	at Illinois	L	107-113
D2	at San Diego State	W	80-79
D5	Northern Arizona	W	76-65
D9	Houston	W	81-80
D10	Purdue	L	78-80
D17	Harvard	W	83-60
D20	Eastern Michigan	W	92-78
D23	Pepperdine	W	110-65
D29	at UCLA	L	63-85
J6	Grand Canyon	W	78-66
J8	Athletes in Action (Ex.)	W	83-82
J13	*UTEP	W	74-60
J14	*New Mexico	L	81-93
J19	*at Brigham Young	L	86-87
J21	*at Utah	L	92-101
J24	Nevada-Las Vegas	W	114-89
J27	*Colorado State	W	75-63
J28	*Wyoming	W	99-75
F4	*at Arizona State (ot)	L	64-69
F9	*at New Mexico	L	85-103
F11	*at UTEP	W	68-64
F16	*Utah	L	73-83
F18	*Brigham Young	W	104-90
F24	*at Wyoming	L	73-78

F25	*at Colorado State	L	88-95
M4	*Arizona State	W	88-75

\* Western Athletic Conference game (6-8, 14th)

## 1978-79

### Won 16, Lost 11

**Coach: Fred Snowden**

N24	Arizona State	L	82-84
N27	at Northwestern (ot)	W	83-80
D2	Windsor (Ex.)	W	100-70
D8	*at Washington State	L	68-74
D9	*at Washington	L	66-75
D13	Grand Canyon	W	90-78
D16	Idaho	W	69-58
D19	at Nevada-Las Vegas	L	79-117
D22	New Mexico	W	107-78
D23	Southwestern Louisiana	W	76-73
D30	Northern Arizona	W	67-63
J4	*Stanford	W	74-64
J6	*California	W	69-64
J12	*at Oregon	L	60-63
J13	*at Oregon State	L	80-116
J18	*UCLA	W	70-69
J22	*USC	W	74-72
J27	*at Arizona State	W	68-76
F2	*at California	W	83-75
F3	*at Stanford	W	63-62
F8	*Oregon State	L	79-93
F10	*Oregon (ot)	W	69-67
F15	*at USC	L	67-70
F17	*at UCLA	L	86-110
F24	*Arizona State	W	85-80
F26	at New Mexico	L	98-129
M1	*Washington	W	71-68
M3	*Washington State	W	78-72

\* Pacific-10 Conference game (10-8, 14th)

## 1979-80

### Won 12, Lost 15

**Coach: Fred Snowden**

N23	Athletes in Action (Ex.)	L	62-68
N30	at Houston	L	72-74
D3	San Jose State	W	72-70
D4	Midwestern (2ot)	W	93-85
D8	Grand Canyon	W	69-60
D15	Idaho State	W	89-83
D17	Fresno State	W	65-61
D20	*Washington	W	67-65
D22	*Washington State	L	57-59
D27	at Arizona State	L	78-85
D29	Lamar	W	61-57
D31	Kansas	L	60-78
J3	*at California	W	89-81
J5	*at Stanford	L	80-99
J10	*Oregon State	L	72-77
J12	*Oregon	L	73-90
J19	*at USC	W	86-83
J21	*at UCLA	L	59-69
J26	*Arizona State	L	72-97
J31	*Stanford (ot)	W	95-88
F2	*California	W	65-62
F7	*at Oregon	L	62-76
F9	*at Oregon State	L	63-73
F14	*USC	W	74-65
F16	*UCLA	L	78-90
F23	*at Arizona State	L	72-78
F28	*at Washington	L	72-76
M1	*at Washington State	L	71-74

\* Pacific-10 Conference game (6-12, 6th)

## 1980-81

### Won 11, Lost 14

**Coach: Fred Snowden**

N28	Cal. State-Hayward	W	101-69
D1	Fresno State	L	65-77
D3	Athletes in Action (Ex.)	W	69-65
D6	Kansas State	L	53-55
D9	at Fresno State	L	60-70
D12	UC-Riverside	W	103-61
D20	Charleston, W.Va.	W	93-70
D26	UC-Santa Barbara (1)	W	87-58
D27	Lamar (1)	L	61-63
D30	Grand Canyon	W	74-60
J3	*Oregon	W	73-70
J5	*Oregon State	L	49-61
J8	*at Washington	W	84-77
J10	*at Washington State	L	71-80
J17	*UCLA	L	76-79
J19	*USC	L	63-67
J24	*at Arizona State	L	65-83
J30	*at Stanford	W	91-81
J31	*at California	W	73-71
F5	*Washington State	W	77-73
F7	*Washington (ot)	W	68-66
F12	*at UCLA	L	79-90
F14	*at USC	L	71-81
F21	*Arizona State	L	66-71
F26	*California	W	83-72
F28	*Stanford	W	73-69
M5	*at Oregon State	L	62-80
M7	*at Oregon	L	75-79

\* Pacific-10 Conference game (8-10, T5th)

(1) at Copper State Classic, Tucson, Ariz.

## 1981-82

### Won 9, Lost 18

**Coach: Fred Snowden**

N27	People's Republic of China (Ex.)	W	93-68
D3	UNLV	L	49-69
D5	Providence	W	62-58
D7	at Kansas	L	57-86
D9	at Kansas State	L	55-63
D18	Illinois Wesleyan	W	82-57
D19	New Mexico	W	67-63
D23	U.S. International	W	71-63
D28	Montana State (1)	W	64-59
D29	Minnesota (1)	L	62-91
J2	*at Oregon	L	88-97
J4	*at Oregon State	L	55-68</



# YEAR-BY-YEAR RESULTS

**1984-85**  
**Won 21, Lost 10**  
**Coach: Lute Olson**  
**NCAA Tournament Participants**

N23	Houston Baptist	W	63-56
N30	Tulsa	W	84-80
D1	San Jose State	W	79-44
D4	Loyola Marymount	W	82-75
D8	at Northern Arizona	W	82-61
D10	at Pan American	W	85-60
D15	San Francisco State	W	107-75
D17	Minnesota	L	79-88
D20	at New Mexico	L	58-59
D26	at Hawaii-Hilo	W	99-75
D29	Missouri (1)	L	73-76
D30	Hawaii-Pacific (1)	W	80-66
J5	*at Arizona State	W	61-60
J10	*at California	W	69-67
J12	*at Stanford	L	51-55
J17	*USC	L	63-64
J19	*UCLA	W	53-52
J24	*at Oregon State	L	55-59
J26	*at Oregon	W	73-54
J31	*Washington	W	69-56
F2	*Washington State	W	73-56
F7	*Stanford	W	68-56
F9	*California	W	66-48
F16	*at USC	W	60-55
F18	*at Washington State	W	63-60
F21	*Oregon	L	40-43
F23	*Oregon State	W	67-52
F28	*at Washington	L	58-60
M2	*at UCLA	L	54-58
M9	*Arizona State	W	68-48
M15	Alabama (2)	L	41-50

\* Pacific-10 Conference game (12-6, T3rd)  
(1) at Hawaii-Pacific Classic, Pearl Harbor, Hawaii  
(2) at NCAA Tournament, Albuquerque, N.M.

**1985**  
**European Tour (All Exhibition Games)**  
**Won 8, Lost 7**  
**Coach: Lute Olson**

My21	Novi Sad (Yugoslavia)	L	85-89
My23	Novi Sad (Yugoslavia)	W	94-90
Dieppe	International Tournament		
My24	Dieppe (France)	W	52-49
My25	USSR National Team	L	50-70
My25	Challans (France)	W	55-37
My25	Barcelona (Spain)	W	53-52
My26	Adidas Sect (USA)	L	50-52
My26	Netherlands National	W	79-76
My28	Netherlands National	W	105-91
My29	Netherlands National	W	104-93
My30	Netherlands National	L	104-109
My31	Netherlands National	L	91-108
Perugia	Italy Tournament		
Jn3	Siena (Italy)	W	109-78
Jn4	Adidas Select (USA)	L	80-110
Jn5	Perugia (Italy)	L	109-110

**1985-86**  
**Won 23, Lost 9**  
**Coach: Lute Olson**  
**Valley Bank Fiesta Bowl Classic Champions**  
**Pacific-10 Conference Champions**  
**NCAA Tournament Participants**

N29	Texas-San Antonio (1)	W	62-49
N30	Nevada-Las Vegas (1)	L	59-60
D1	Purdue (1)	L	74-81
D4	Denver	W	63-54
D7	Northern Arizona	W	66-57
D10	at Tulsa	L	51-54
D12	San Diego State	W	72-66
D14	New Mexico	W	70-55
D21	at Utah	L	68-76
D27	Princeton (2)	W	54-41
D28	Boston College (2)	W	71-61
J2	Hawaii-Hilo	W	104-71
J4	*Arizona State	W	62-53
J9	*Stanford	W	77-69
J12	*California (2ot)	W	79-72
J16	*at USC	L	62-63
J18	at Miami, Fla. (ot)	W	81-74
J23	*Oregon State (ot)	W	63-62
J25	*Oregon	W	85-68
J30	*at Washington State (ot)	L	63-65
F1	*at Washington	W	70-57
F6	*at California	W	61-52
F8	*at Stanford	L	56-62
F13	*UCLA	W	85-60
F15	*USC	W	71-62
F20	*at Oregon	W	65-59
F22	*at Oregon State	W	55-53
F27	*Washington	W	77-56
M1	*Washington State	W	62-61
M3	*at UCLA	W	88-76
M9	*at Arizona State	L	63-70
M14	Auburn	L	63-73

\* Pacific-10 Conference game (14-4, 1st)  
(1) at Great Alaska Shootout, Anchorage, Alaska  
(2) at Valley Bank Fiesta Bowl Classic, Tucson, Ariz.  
(3) at NCAA Tournament, Long Beach, Calif.

**1986-87**  
**Won 18, Lost 12**  
**Coach: Lute Olson**  
**Valley Bank Fiesta Bowl Classic Champions**  
**NCAA Tournament Participants**

N21	at UNLV (1)	L	87-92
D4	at San Diego State	W	110-78
D6	Utah	L	67-68
D8	at Northern Arizona	W	76-69
D10	Hawaii-Pacific	W	105-85
D13	at Georgetown	L	74-82
D27	St. Bonaventure (2)	W	70-64
D29	Texas Tech (2)	W	53-40
J2	*at Oregon State	W	54-48
J3	*at Oregon (ot)	L	54-55
J8	*USC	W	78-44
J11	*UCLA	L	83-84
J15	*at Washington State	W	96-59
J17	*at Washington	W	73-72
J19	*Stanford	W	77-70
J22	*California (2ot)	L	81-82
J24	at Illinois	L	63-82
J29	*at Arizona State	W	82-67
J31	*Arizona State	W	66-54
F5	*Oregon	W	68-53
F7	Iowa	L	80-89
F12	*at UCLA	L	65-81
F14	*Oregon State	W	71-61
F17	*at USC	W	73-61
F19	*Washington State	W	84-58
F21	*Washington	W	81-70
F26	*at Stanford	L	73-75
M1	*at California	W	70-51
M6	Oregon (3)	L	63-72
M3	UTEP (4) (ot)	L	91-98

\* Pacific-10 Conference game (13-5, 2nd)  
(1) at Big Apple N.I.T., Las Vegas, Nev.  
(2) at Valley Bank Fiesta Bowl Classic, Tucson, Ariz.  
(3) at Pac-10 Conference Tourn., Los Angeles, Calif.  
(4) at NCAA Tournament, Tucson, Ariz.

**1987-88**  
**Won 35, Lost 3**  
**Coach: Lute Olson**  
**Great Alaska Shootout Champions**  
**Valley Bank Fiesta Bowl Classic Champions**  
**Pacific-10 Conference Champions**  
**Pac-10 Conference Tournament Champions**  
**NCAA Tournament Participants (Final Four)**

N27	Duquesne (1)	W	133-78
N28	Michigan (1)	W	79-64
N30	Syracuse (1)	W	80-69
D4	Long Beach State	W	94-62
D6	Pepperdine	W	73-68
D8	Northern Arizona	W	77-59
D12	at Iowa	W	66-59
D16	Arkansas-Little Rock	W	77-53
D20	*at Washington	W	110-71
D22	*at Washington State	W	89-55
D29	Michigan State (2)	W	78-58
D30	Duke (2)	W	91-85
J2	at New Mexico	L	59-61
J7	*California	W	80-51
J9	*Stanford	W	90-65
J14	*at Oregon State	W	70-48
J16	*at Oregon	W	70-54
J21	*USC	W	92-48
J24	*UCLA	W	86-74
J28	*Arizona State	W	99-59
J30	Illinois	W	78-70
F4	*at Stanford	L	74-82
F7	*at California	W	74-62
F11	*Oregon	W	89-57
F14	*Oregon State	W	77-62
F18	*at USC	W	103-68
F20	*at UCLA (ot)	W	78-76
F27	*at Arizona State	W	101-73
M3	*Washington State	W	79-41
M5	*Washington	W	89-71
M11	California (3)	W	88-64
M12	Stanford (3)	W	97-83
M13	Oregon State (3)	W	93-67
M18	Cornell (4)	W	90-50
M20	Seton Hall (4)	W	84-55
M25	Iowa (5)	W	99-79
M27	North Carolina (5)	W	70-52
A2	Oklahoma (6)	L	78-86

\* Pacific-10 Conference game (17-1, 1st)  
(1) at Great Alaska Shootout, Anchorage, Alaska  
(2) at Valley Bank Fiesta Bowl Classic, Tucson, Ariz.  
(3) at Pac-10 Conference Tourn., Tucson, Ariz.  
(4) at NCAA Tournament, Los Angeles, Calif.  
(5) at NCAA West Regional, Seattle, Wash.  
(6) at NCAA Final Four, Kansas City, Mo.

**1988-89**  
**Won 29, Lost 4**  
**Coach: Lute Olson**  
**Valley Bank Fiesta Bowl Classic Champions**  
**Pacific-10 Conference Champions**  
**Pac-10 Conference Tournament Champions**  
**NCAA Tournament Participants**

N30	New Mexico	W	80-67
D2	North Carolina (1)	L	72-79
D3	Temple (1)	W	68-50
D10	UNLV	W	86-75
D18	*Washington State	W	76-59
D20	*Washington	W	116-61
D23	*at Oregon State	W	73-69

D28 Loyola-Chicago (2) W 106-82  
D30 Pittsburgh (2) W 88-62  
J5 \*at Stanford L 78-83  
J7 \*at California W 64-55  
J12 \*Oregon State W 85-64  
J14 \*Oregon W 95-71  
J19 \*at USC W 97-69  
J21 Villanova W 75-67  
J26 \*at Arizona State W 96-71  
J29 \*Stanford W 72-52  
F2 \*California W 86-59  
F5 \*at Washington W 85-68  
F9 \*at Oregon W 78-57  
F12 at Oklahoma L 80-82  
F16 \*USC W 93-70  
F18 \*UCLA W 102-64  
F23 \*Arizona State W 109-74  
F26 Duke (3) W 77-75  
M2 \*at Washington State W 74-48  
M4 \*at UCLA W 89-86  
M10 Washington State (4) W 62-54  
M11 Oregon State (4) W 98-87  
M12 Stanford (4) W 73-51  
M16 Robert Morris (5) W 94-60  
M18 Clemson (5) W 94-68  
M23 UNLV (6) L 67-68

\* Pacific-10 Conference game (17-1, 1st)  
(1) at Tournament of Champions, Charlotte, N.C.  
(2) at Valley Bank Fiesta Bowl Classic, Tucson, Ariz.  
(3) at Meadowlands Arena, East Rutherford, N.J.  
(4) at Pac-10 Conference Tourn., Inglewood, Calif.  
(5) at NCAA Tournament, Boise, Idaho  
(6) at NCAA West Regional, Denver, Colo.

**1989**  
**European Tour (All Exhibition Games)**  
**Won 6, Lost 3**  
**Coach: Lute Olson**

My16	Villeurbanne, France	W	105-96
My18	Limoges, France	L	86-89
My20	W. Ger. Natl. @ Limburg	W	91-89
My22	W. Ger. Natl. @ Sindelfingen	L	83-85
My24	Estudiantes @ Madrid	W	99-95
My24	CajaCanarias @ Santa Cruz de La Palma (Canary I.)	W	99-84
My29	CajaCanarias @ Santa Cruz de Tenerife (Canary I.)	W	99-73
My31	Cran Canaria, Las Palmas	W	99-74
Jn4	Spanish Natl. at Zaragoza	L	77-99

**1989-90**  
**Won 25, Lost 7**  
**Coach: Lute Olson**  
**Hall of Fame Tip-Off Classic Champions**  
**Valley Bank Fiesta Bowl Classic Champions**  
**Pacific-10 Conference Co-Champions**  
**Pac-10 Conference Tournament Champions**  
**NCAA Tournament Participants**

N25	Michigan (1)	W	82-75
N30	*at Oregon	L	63-68
D2	*at Oregon State	L	61-84
D6	Northern Arizona	W	84-37
D19	Miami, Fla.	W	83-53
D28	Penn State (2)	W	74-55
D30	Purdue (2)	W	85-66
J2	*California (ot)	W	71-70
J4	*Washington	W	65-51
J6	*Washington State	W	81-61
J11	*at USC	W	90-75
J13	*at UCLA	L	67-73
J17	*at Arizona State	W	70-61
J20	Oklahoma	W	78-74
J25	*Stanford	W	68-61
J27	at Pittsburgh	L	92-100
F1	*at Washington State	W	86-62
F3	*at Washington	W	75-60
F8	*USC	W	95-70
F10	*UCLA	W	83-74
F15	*Arizona State	W	71-50
F18	at Nevada-Las Vegas	L	87-95
F21	*at California	W	93-68
F23	*at Stanford	W	80-61
F25	at Duke	L	76-78
M1	*Oregon	W	84-58
M3	*Oregon State	W	87-60
M9	USC (3)	W	80-57
M10	Stanford (3)	W	85-61
M11	UCLA (3)	W	94-78
M16	South Florida (4)	W	79-67
M18	Alabama (4)	L	55-77

\* Pacific-10 Conference game (15-3, T1st)  
(1) at Hall of Fame Tip-Off Classic, Springfield, Mass.  
(2) at Valley Bank Fiesta Bowl Classic, Tucson, Ariz.  
(3) at Pac-10 Conference Tourn., Tempe, Ariz.  
(4) at NCAA Tournament, Long Beach, Calif.

**1990-91**  
**Won 28, Lost 7**  
**Coach: Lute Olson**  
**Dodge Preseason N.I.T. Champions**  
**Valley Bank Fiesta Bowl Classic Champions**  
**Pacific-10 Conference Champions**  
**NCAA Tournament Participants**

N14	Austin Peay (1)	W	122-80
N16	East Tennessee State (1)	W	88-79
N21	Notre Dame (2)	W	91-61
N23	Arkansas (2)	W	89-77
N26	Western Illinois	W	90-51
D1	Long Beach State	W	95-68
D5	at Northern Arizona	W	100-64
D8	at Louisiana State	L	82-92
D23	Providence	W	99-87
D27	Pepperdine (3)	W	80-66
D29	Iowa State (3)	W	102-77
J3	*at Washington	L	56-70
J5	*at Washington State	W	84-71
J10	*USC	W	87-85
J12	*UCLA	W	82-77
J17	*at Arizona State	W	74-71
J19	at Villanova	W	72-64
J24	*at Stanford	W	78-76
J26	*at California	L	78-85
J31	*Washington State	W	84-71
F2	*Washington	W	85-56
F7	*at USC	L	83-87
F10	*at UCLA (ot)	W	105-94
F13	*Arizona State	W	71-50
F17	Georgia Tech (4)	L	56-62
F21	*California	W	100-63
F24	Duke (2ot)	W	103-96
F26	*Stanford	W	89-51
F28	*at Oregon State	W	103-65
M2	*at Oregon	L	58-62
M7	*Oregon State	W	82-67
M9	*Oregon	W	107-65
M14	St. Francis, Pa. (5)	W	93-80
M16	Brigham Young (5)	W	76-61
M21	Seton Hall (6)	L	77-81

\* Pacific-10 Conference game (14-4, 1st)  
(1) at Preseason N.I.T., Tucson, Ariz.  
(2) at Preseason N.I.T., New York, N.Y.  
(3) at Valley Bank Fiesta Bowl Classic, Tucson, Ariz.  
(4) at Meadowlands Arena, East Rutherford, N.J.  
(5) at NCAA Tournament, Salt Lake City, Utah  
(6) at NCAA West Regional, Seattle, Wash.

**1991-92**  
**Won 24, Lost 7**  
**Coach: Lute Olson**  
**Hawaii Tip-Off Tournament Champions**  
**Valley Bank Fiesta Bowl Classic Champions**  
**7-Up Shootout Champions**  
**NCAA Tournament Participants**

N29	Dayton (1)	W	84-68
D1	Hawaii (1)	W	85-71
D7	Louisiana State	W	87-67
D14	at New Mexico	W	66-54
D18	Northern Arizona	W	122-81
D21	at Arkansas	L	59-65
D28	Evansville (2)	W	83-76
D30	Rutgers (2)	W	103-80
J2	New Orleans	W	82-64
J5	Santa Clara	W	79-60
J9	*USC	W	107-68
J11	*UCLA&	L	87-89
J16	*at Washington	L	60-62
J18	*at Washington State	W	78-65
J22	*Arizona State	W	92-65
J25	Pittsburgh	W	96-76
J30	*Oregon	W	104-53
F2	*Oregon State	W	86-58
F6	*at Stanford	W	72-70
F9	*at California	W	80-68
F13	*Washington State	W	94-72
F15	*Washington	W	85-51
F20	*at Arizona State	L	74-77
F23	Temple (3)	W	66-60
F27	*at Oregon	W	104-56
F29	*at Oregon State	W	70-62
M5	*California	W	100-77
M7	*Stanford	W	89-83
M12	*at UCLA	L	81-89
M14	*at USC	L	69-70
M20	East Tennessee State (4)	L	80-87

\* Pacific-10 Conference game (13-5, 2nd)  
(1) at Hawaii Tip-Off Tourney, Honolulu, Hawaii  
(2) at Valley Bank Fiesta Bowl Classic, Tucson, Ariz.  
(3) at 7-Up Shootout, St. Petersburg, Fla.  
(4) at NCAA Tournament, Atlanta, Ga.  
& Broke 71-game homecourt winning streak



# YEAR-BY-YEAR RESULTS

**1992-93**  
**Won 24, Lost 4**  
**Coach: Lute Olson**  
**Valley Bank Fiesta Bowl Classic Champions**  
**7-Up Shootout Champions**  
**Pacific-10 Conference Champions**  
**NCAA Tournament Participants**

D6	Arkansas	L	80-86
D8	New Mexico	W	89-70
D12	Utah	W	78-64
D22	at Providence	L	66-81
D28	Delaware State (1)	W	92-52
D30	West Virginia (1)	W	75-74
J2	Rhode Island	W	87-79
J7	*at UCLA	W	82-80
J9	*at USC	W	81-73
J14	*Washington	W	93-76
J16	*Washington State	W	87-63
J20	*at Arizona State	W	91-87
J23	at New Orleans	W	72-69
J28	*at Oregon	W	92-60
J30	*at Oregon State	W	57-54
F4	*Stanford	W	96-61
F7	*California	W	93-81
F11	*at Washington State	W	70-64
F13	*at Washington	W	81-72
F18	*Arizona State	W	116-80
F21	Cincinnati (2)	W	70-60
F25	*Oregon State	W	81-70
F27	*Oregon	W	99-68
M4	*at California	L	71-74
M7	*at Stanford	W	94-80
M11	*USC	W	87-76
M13	*UCLA	W	99-80
M18	Santa Clara (3)	L	61-64

\* Pacific-10 Conference game (17-1, 1st)  
(1) at Valley Bank Fiesta Bowl Classic, Tucson, Ariz.  
(2) at 7-Up Shootout, Phoenix, Ariz.  
(3) at NCAA Tournament, Salt Lake City, Utah

**1993**  
**Australian Tour (All Exhibition Games)**  
**Won 9, Lost 1**  
**Coach: Lute Olson**

My17	Caltex Stars		
	@ Auckland, NZ	W	137-106
My19	Bendigo Braves		
	@ Bendigo, Aust.	W	107-77
My20	N.B.L. All-Stars		
	@ Melbourne	W	132-105
My22	S.E. Melbourne Magic		
	L	104-109	
My23	N. Melbourne Giants	W	126-124
My25	Adelaide 36ers	W	75-69
My26	Perth Wildcats	W	120-107
My29	Brisbane Bullets	W	109-100
Jn1	W. Sydney Slammers	W	135-121
Jn3	Cairns Marlins	W	114-84

**1993-94**  
**Won 29, Lost 6**  
**Coach: Lute Olson**  
**Dial Invitational Champions**  
**Bank One Fiesta Bowl Classic Champions**  
**7-Up Shootout Champions**  
**Pacific-10 Conference Champions**  
**NCAA Tournament Participants (Final Four)**

N29	Baylor	W	106-79
D1	St. Joseph's, Pa.	W	93-73
D5	Oklahoma State (1)	W	97-84
D9	at Utah	W	88-81
D14	New Orleans	W	80-62
D18	at Santa Clara	W	89-63
D21	Notre Dame (2)	W	98-79
D22	Boston College (2)	W	70-65
D23	Kentucky (2)	L	92-93
D28	Fordham (3)	W	111-84
D30	Michigan (3)	W	119-95
D5	*Arizona State	W	98-81
J8	Marquette (4)	W	94-80
J13	*California (ot)	L	93-98
J15	*Stanford	W	89-72
J20	*at UCLA	L	66-74
J22	*at USC	W	83-74
J27	*Oregon	W	98-86
J29	*Oregon State	W	100-56
F3	*at Washington State	W	80-68
F5	*at Washington	L	69-74
F10	*at Stanford	W	77-60
F13	*at California	W	96-77
F17	*USC	W	94-61
F19	*UCLA	W	98-74
F24	*at Oregon State	W	96-69
F26	*at Oregon	W	75-71
M3	*Washington	W	95-62
M5	*Washington State	W	85-69
M12	*at Arizona State	L	87-94
M18	Loyola, Md. (5)	W	81-55
M20	Virginia (5)	W	71-58
M24	Louisville (6)	W	82-70
M26	Missouri (6)	W	92-72
A2	Arkansas (7)	L	82-91

\* Pacific-10 Conference game (14-4, 1st)  
(1) at Dial Invitational, Phoenix, Ariz.  
(2) at Maui Invitational, Lahaina, Hawaii  
(3) at Valley Bank Fiesta Bowl Classic, Tucson, Ariz.  
(4) at 7-Up Shootout, Tucson, Ariz.  
(5) at NCAA Tournament, Sacramento, Calif.  
(6) at NCAA West Regional, Los Angeles, Calif.  
(7) at NCAA Final Four, Charlotte, N.C.

**1994-95**  
**Won 24, Lost 7**  
**Coach: Lute Olson**  
**Bank One Fiesta Bowl Classic Champions**  
**NCAA Tournament Participants**

N24	Minnesota (1)	L	70-72
N25	Alaska-Anchorage (1)	W	107-88
N26	Oklahoma State (1)	W	73-63
N30	Michigan (2)	W	78-57
D6	Florida State	W	96-78
D8	Houston	W	81-67
D12	La Salle	W	92-76
D18	at UTEP	W	75-61
D22	at Syracuse	L	84-94
D28	Richmond (3)	W	95-68
D30	Texas Tech (3)	W	88-82
J5	*at Arizona State	L	52-53
J7	at Rhode Island	W	82-67
J12	*at California	W	99-86
J14	*at Stanford (ot)	W	89-83
J19	*UCLA	L	61-71
J21	*USC	W	94-73
J26	*at Oregon	W	97-89
J28	*at Oregon State	W	111-98
F2	*Washington State	W	84-76
F4	*Washington	W	91-65
F9	*Stanford	W	84-73
F12	*California#	(W)	72-74
F16	*at USC	W	89-80
F18	*at UCLA	L	70-72
F23	*Oregon State	W	83-69
F25	*Oregon	W	97-76
M2	*at Washington State (2ot)	W	114-111
M4	*at Washington	W	63-54
M11	*Arizona State (2ot)	L	98-103
M16	Miami, Ohio (4)	L	62-71

\* Pacific-10 Conference game (13-5, 2nd)  
(1) at Great Alaska Shootout, Anchorage, Alaska  
(2) at Great Eight, Auburn Hills, Mich.  
(3) at Bank One Fiesta Bowl Classic, Tucson, Ariz.  
(4) at NCAA Tournament, Dayton, Ohio  
# Game was changed to a win as a result of California's forfeit, per NCAA sanctions.

**1995-96**  
**Won 27, Lost 6**  
**Coach: Lute Olson**  
**Preseason N.I.T. Champions**  
**Bank One Fiesta Bowl Classic Champions**  
**7-Up Shootout Champions**  
**NCAA Tournament Participants**

N15	Long Beach State (1)	W	91-57
N17	at Arkansas (2)	W	83-73
N22	Michigan (3)	W	86-79
N24	Georgetown (3)	W	91-81
D2	at Houston	W	73-69
D5	Montana	W	84-66
D9	Towson State	W	90-84
D16	UTEP	W	90-70
D23	Syracuse	L	70-79
D28	Texas A&M (4)	W	88-44
D30	Rutgers (4)	W	79-70
J4	*at California#	(W)	75-99
J6	*at Stanford	L	71-80
J10	*Arizona State	W	108-76
J18	*USC	W	93-81
J20	*UCLA	W	88-79
J25	*at Oregon State	W	66-59
J27	*at Oregon	W	70-65
F1	*Washington (ot)	L	79-80
F3	*Washington State	W	96-78
F7	*at Arizona State	W	71-69
F11	Cincinnati (5)	W	79-76
F15	*at UCLA	L	75-76
F17	*at USC	W	86-72
F22	*Oregon	W	81-63
F24	*Oregon State	W	84-60
F29	*at Washington State	W	72-62
M3	*at Washington	W	67-65
M7	*Stanford	L	79-85
M9	*California	W	71-68
M15	Valparaiso (6)	W	90-51
M17	Iowa (6)	W	87-73
M22	Kansas (7)	L	80-83

\* Pacific-10 Conference game (13-5, 2nd)  
(1) at Preseason N.I.T., Tucson, Ariz.  
(2) at Preseason N.I.T., Fayetteville, Ark.  
(3) at Preseason N.I.T., New York, N.Y.  
(4) at Bank One Fiesta Bowl Classic, Tucson, Ariz.  
(5) at 7-Up Shootout, Phoenix, Ariz.  
(6) at NCAA Tournament, Tempe, Ariz.  
(7) at NCAA West Regional, Denver, Colo.  
# Game was later changed to a win as a result of California's forfeit, per NCAA sanctions.

**1996-97**  
**Won 25, Lost 9**  
**Coach: Lute Olson**  
**Hall of Fame Tip-Off Classic Champions**  
**John Wooden Classic Champions**  
**Bank One Fiesta Bowl Classic Champions**  
**7-Up Shootout Champions**  
**NCAA National Champions**

N22	North Carolina (1)	W	83-72
N26	Northern Arizona	W	88-70
N30	at New Mexico	L	77-84
D7	Utah (2)	W	69-61
D9	Texas	W	83-78
D14	Jackson State	W	111-83

D21	at Michigan (ot)	L	71-73
D28	Robert Morris (3)	W	118-54
D30	Pennsylvania (3)	W	93-51
J2	*California	W	81-80
J4	*Stanford	W	76-75
J11	*at Arizona State	W	92-84
J16	*at USC	L	62-75
J18	*at UCLA (ot)	L	78-84
J23	*Oregon State	W	99-48
J25	*Oregon	W	88-68
J30	*at Washington State	W	87-78
F2	*at Washington	L	88-92
F5	*Arizona State	W	87-71
F9	Tulane (4)	W	81-62
F13	*UCLA	L	64-66
F15	*USC	W	101-77
F20	*at Oregon	L	72-78
F22	*at Oregon State	W	74-64
F27	*Washington State	W	100-86
M2	*Washington	W	103-82
M6	*at Stanford	L	80-81
M8	*at California (5)	L	77-79
M13	South Alabama (6)	W	65-57
M15	College of Charleston (6)	W	73-69
M21	Kansas (7)	W	85-82
M23	Providence (7) (ot)	W	96-92
M29	North Carolina (8)	W	66-58
M31	Kentucky (8) (ot)	W	84-79

\* Pacific-10 Conference game (11-7, 5th)  
(1) at Hall of Fame Tip-Off Classic, Springfield, Mass.  
(2) at John Wooden Classic, Anaheim, Calif.  
(3) at Bank One Fiesta Bowl Classic, Tucson, Ariz.  
(4) at 7-Up Shootout, Phoenix, Ariz.  
(5) at Cow Palace, San Francisco, Calif.  
(6) at NCAA Tournament, Memphis, Tenn.  
(7) at NCAA Southeast Regional, Birmingham, Ala.  
(8) at NCAA Final Four, Indianapolis, Ind.

**1997**  
**Australian Tour (All Exhibition Games)**  
**Won 5, Lost 4**  
**Coach: Lute Olson**

My18	Sydney Kings (Ex.)		
	at Sydney Opera House	W	33-30
My19	Australian U-22 @ Gosford	L	85-86
My20	Australian U-22		
	@ Newcastle	L	76-96
My21	Australian U-22 @ Sydney	W	79-75
My24	Melbourne Tigers	L	114-118
My26	CBA All-Stars @ Frankston	W	89-82
My27	Adelaide 36ers	W	83-81
My30	Perth Wildcats	W	113-111
Jn3	Cairns Marlins	W	96-89
Jn7	Melbourne Magic	L	96-120

**1997-98**  
**Won 30, Lost 5**  
**Coach: Lute Olson**  
**Bank One Fiesta Bowl Classic Champions**  
**Pacific-10 Conference Champions**  
**NCAA Tournament Participants**

N20	Morgan State	W	115-53
N24	Boston College (1)	W	99-69
N25	Kentucky (1)	W	89-74
N26	Duke (1)	L	87-95
N29	UNC-Asheville	W	97-69
D2	Kansas (2)	L	87-90
D6	at Texas	W	88-81
D8	at Baylor	W	83-68
D13	Coppin State	W	99-82
D23	at Florida State	L	79-84
D28	James Madison (3)	W	92-68
D30	Kansas State (3)	W	125-87
J3	*UCLA	W	87-75
J5	*USC	W	91-72
J8	*at Washington State (4)	W	94-81
J10	*at Washington	W	110-91
J15	*Arizona State	W	127-99
J18	New Mexico	W	89-70
J22	*Oregon	W	87-57
J25	*Oregon State	W	93-80
J29	*at Stanford	W	93-75
J31	*at California	W	70-57
F5	*Washington	W	112-81
F7	*Washington State	W	83-61
F14	*at Arizona State	W	83-82
F19	*at Oregon State	W	71-70
F21	*at Oregon	W	81-66
F26	*California	W	76-73
F28	*Stanford	W	90-58
M5	*at USC (ot)	L	90-91
M7	*at UCLA	W	91-87
M12	Nicholls State (5)	W	99-60
M14	Illinois State (5)	W	82-49
M19	Maryland (6)	W	87-79
M21	Utah (6)	L	51-76

\* Pacific-10 Conference game (17-1, 1st)  
(1) at Maui Invitational, Lahaina, Hawaii  
(2) at Great Eight, Chicago, Ill.  
(3) at Bank One Fiesta Bowl Classic, Tucson, Ariz.  
(4) at Spokane, Wash.  
(5) at NCAA Tournament, Sacramento, Calif.  
(6) at NCAA West Regional, Anaheim, Calif.

**1998-99**  
**Won 22, Lost 6+**  
**Coach: Lute Olson**  
**Black Head Coaches Association Classic Champions**  
**Southwest Showdown Champions**  
**Las Vegas Shootout Champions**  
**Bank One Fiesta Bowl Classic Champions**  
**NCAA Tournament Participants**

N13	Tennessee (1)	W	73-72
N25	Texas	W	73-57
N28	at Brigham Young (ot)	W	78-74
D5	Wyoming (2)	W	94-84
D14	UC-Irvine	W	93-70
D19	Iowa State (3)	W	75-61
D28	Holy Cross (4)	W	89-41
D30	Florida International (4)	W	91-75
J2	*at UCLA	L	75-82
J4	*at USC	W	87-78
J7	*Washington State	W	99-87
J9	*Washington	W	88-86
J14	*at Arizona State	W	74-73
J16	at New Mexico	L	78-79
J21	*at Oregon	W	85-83
J23	*at Oregon State	L	59-60
J28	*Stanford	W	78-76
J30	*California	W	91-74
F4	*at Washington	L	84-90
F6	*at Washington State	W	81-79
F10	*Arizona State	W	86-80
F13	Louisiana State	W	78-71
F18	*Oregon State	W	89-72
F20	*Oregon	W	92-86
F25	*at California	L	76-89
F27	*at Stanford	L	83-98
M4	*USC	W	88-73
M6	*UCLA	W	87-70
M12	+Oklahoma (5)	L	60-61

\* Pacific-10 Conference game (13-5, 2nd)  
(1) at Black Coaches Association Classic, Albuquerque, N.M.  
(2) at Southwest Showdown, Phoenix, Ariz.  
(3) at Las Vegas Shootout, Las Vegas, Nev.  
(4) at Bank One Fiesta Bowl Classic, Tucson, Ariz.  
(5) at NCAA Tournament, Milwaukee, Wis.  
(+): NCAA Tournament appearance vacated due to NCAA infractions. Actual on-court record was 22-7.

**1999-2000**  
**Won 27, Lost 7**  
**Coach: Lute Olson**  
**Preseason N.I.T. Champions**  
**Las Vegas Showdown Champions**  
**Bank One Fiesta Bowl Classic Champions**  
**Pacific-10 Conference Co-Champions**  
**NCAA Tournament Participants**

N16	Kansas State (1)	W	88-69
N19	New Mexico State (1)	W	84-60
N24	Notre Dame (2)	W	76-60
N26	Kentucky (2)	W	63-51
D1	Brigham Young	W	86-62
D4	at Texas	W	88-81
D7	Connecticut (3)	L	69-79
D11	Michigan State	W	79-68
D13	IUPUI	W	70-41
D18	Nebraska (4)	W	80-59
D21	New Mexico	L	68-70
D28	UNC-Wilmington (5)	W	66-51
D30	Delaware (5)	W	89-77
J6	*at California	W	65-61
J8	*at Stanford	W	68-65
J13	*Washington State	W	80-75
J15	*Washington	W	69-62
J20	*at UCLA	W	76-61
J22	*at USC	L	72-80
J26	*at Arizona State	W	86-55
J29	at Louisiana State	L	60-86
F3	*Oregon	W	77-71
F5	*Oregon State	W	90-73
F10	*at Washington	W	65-56
F12	*at Washington State	W	73-50
F17	*USC	W	92-85
F19	*UCLA	W	99-84
F26	*Arizona State	W	89-82



# YEAR-BY-YEAR RESULTS

## 2000-01

**Won 28, Lost 8**  
Coach: **Lute Olson/Jim Rosborough**  
Maui Invitational Champions

<b>NCAA Tournament Runners-Up (Final Four)</b>		
N20 Chamaine (1)	W	97-57
N21 Dayton (1)	W	76-59
N22 Illinois (1)	W	79-76
N25 Purdue (2)	L	69-72
N29 Gonzaga	W	101-87
D2 Saint Mary's	W	101-41
D9 at Connecticut	L	69-71
D16 at Illinois (3)	L	73-81
D20 Louisiana State	W	88-75
D28 Butler (4)	W	72-60
D30 Mississippi State (4)	L	74-75
J4 *California	W	78-75
J6 *Stanford	L	76-85
J11 *at Washington State (5)	W	84-51
J13 *at Washington	W	89-64
J18 *USC	W	71-58
J20 *UCLA	W	88-63
J24 *Arizona State	W	86-75
J27 Texas	W	80-52
F1 *at Oregon	L	67-79
F3 *at Oregon State	W	68-41
F8 *Washington	W	82-62
F10 *Washington State	W	86-51
F15 *at UCLA (ot)	L	77-79
F17 *at USC	W	105-61
F21 *at Arizona State	W	88-58
M1 *Oregon State	W	65-54
M3 *Oregon	W	104-65
M8 *at Stanford	W	76-75
M10 *at California	W	78-76
M16 Eastern Illinois (6)	W	101-76
M18 Butler (6)	W	73-52
M23 Mississippi (7)	W	66-56
M25 Illinois (7)	W	87-81
M31 Michigan State (8)	W	80-61
A2 Duke (8)	L	72-82

- \* Pacific-10 Conference game (15-3, 2nd)
- (1) at Maui Invitational, Lahaina, Hawaii
- (2) at Wooden Tradition, Indianapolis, Ind.
- (3) at United Center, Chicago, Ill.
- (4) at Bank One Fiesta Bowl Classic, Tucson, Ariz.
- (5) at Spokane Arena, Spokane, Wash.
- (6) at NCAA Tournament, Kansas City, Mo.
- (7) at NCAA Midwest Regional, San Antonio, Texas
- (8) at NCAA Final Four, Minneapolis, Minn.

## 2001-02

**Won 24, Lost 10**  
Coach: **Lute Olson**

<b>Coaches vs. Cancer IKON Classic Champions</b>		
<b>Southwest Showdown Champions</b>		
<b>John R. Wooden Classic Champions</b>		
<b>Fiesta Bowl Classic Honoring Bobbi Olson Champions</b>		
<b>Pac-10 Conference Tournament Champions</b>		
<b>NCAA Tournament Participants</b>		
N8 vs. Maryland (1)	W	71-67
N9 vs. Florida (1)	W	75-71
N17 at Texas	W	88-74
D1 Kansas	L	97-105
D4 vs. Illinois (2)	W	87-82
D8 vs. Purdue (3)	W	79-66
D15 at Michigan State	L	60-74
D20 *at Oregon State	W	76-73
D22 *at Oregon	L	75-105
D28 Pepperdine (4)	W	94-71
D30 Valparaiso (4)	W	74-70
J4 *Oregon	L	80-90
J6 *Oregon State	W	93-87
J10 *at Washington State	W	92-85
J12 *at Washington	W	74-69
J17 *USC	W	97-80
J19 *UCLA	W	96-86
J23 *at Arizona State	L	72-88
J26 Connecticut (ot)	L	98-100
J31 *at California	W	68-58
F2 *at Stanford (ot)	W	88-82
F7 *Washington	W	91-82
F9 *Washington State	W	85-68
F14 *at UCLA	L	76-77
F16 *at USC	L	89-94
F20 *Arizona State	W	83-75
F28 *Stanford	L	71-76
M2 *California	W	99-53
M7 vs. Arizona State (5)	W	73-56
M8 vs. California (5)	W	90-78
M9 vs. USC (5)	W	81-71
M14 vs. UC-Santa Barbara (6)	W	86-81
M16 vs. Wyoming (6)	W	68-60
M21 vs. Oklahoma (7)	L	67-88

- \* Pacific-10 Conference game (12-6, T2nd)
- (1) at Coaches vs. Cancer IKON Classic, New York, N.Y.
- (2) at Southwest Showdown, Phoenix, Ariz.
- (3) at John R. Wooden Classic, Anaheim, Calif.
- (4) Fiesta Bowl Classic honoring Bobbi Olson, Tucson, Ariz.
- (5) at Pac-10 Tournament, Los Angeles, Calif.
- (6) NCAA First/Second Rounds, Albuquerque, N.M.
- (7) NCAA West Regional, San Jose, Calif.

## 2002

**Australian Tour (All Exhibition Games)**  
**Won 8, Lost 2**  
Coach: **Lute Olson**

My14 Canberra All-Stars	W	101-99
My16 Sturt Sabres	W	109-98
My20 Dandenong Rangers	W	107-89
My22 Knox Raiders	L	95-97
My23 Sydney Kings	W	113-84
My24 Sydney Kings	L	116-123
My26 Brisbane Bullets	W	98-90
My29 Kuyam Pride	W	95-84
My30 Cairns Marlins	W	114-96
Jnl1 Sydney Kings (ot)	W	115-113

## 2002-03

**Won 28, Lost 4**  
Coach: **Lute Olson**

<b>Fiesta Bowl Classic Honoring Bobbi Olson Champions</b>		
<b>Pac-10 Conference Tournament Champions</b>		
<b>NCAA Tournament Participants</b>		
N23 Western Kentucky	W	107-68
N27 Northern Arizona	W	101-66
D3 Saint Louis	W	91-58
D7 at San Diego State	W	89-81
D15 Texas	W	73-70
D21 at Louisiana State	L	65-66
D28 Davidson (1)	W	95-69
D30 Boston University (1)	W	85-71
J2 *at Oregon	W	81-72
J4 *at Oregon State	W	80-65
J9 *Washington State	W	82-69
J11 *Washington	W	79-61
J16 *at USC	W	81-72
J18 *at UCLA	W	87-52
J22 *Arizona State	W	71-63
J25 at Kansas	W	91-74
J30 *Stanford	L	77-82
F1 *California	W	95-80
F6 *at Washington (ot)	W	88-85
F8 *at Washington State	W	75-82
F13 *UCLA	W	106-70
F15 *USC	W	86-59
F22 *at Arizona State	W	92-72
F27 *at California	W	88-75
M1 *at Stanford	W	72-69
M6 *Oregon State	W	72-60
M8 *Oregon	W	88-80
M13 UCLA (2) (ot)	L	89-96
M20 Vermont (3)	W	80-51
M22 Gonzaga (3) (2ot)	W	96-95
M27 Notre Dame (4)	W	88-71
M29 Kansas (4)	L	75-78

- \* Pacific-10 Conference game (17-1, 1st)
- (1) Fiesta Bowl Classic honoring Bobbi Olson, Tucson, Ariz.
- (2) at Pac-10 Tournament, Los Angeles, Calif.
- (3) NCAA First/Second Rounds, Salt Lake City, Utah
- (4) NCAA West Regional, Anaheim, Calif.

## 2003-04

**Won 20, Lost 10**  
Coach: **Lute Olson**

<b>Fiesta Bowl Classic Champions</b>		
<b>NCAA Tournament Participants</b>		
N24 Northern Arizona	W	107-73
N28 vs. Florida (1)	L	77-78
D6 at Saint Louis	W	68-67
D9 vs. Texas (2)	W	91-83
D13 Marquette	W	85-75
D17 Saint Mary's	W	84-78
D22 San Diego State	W	83-71
D28 Liberty (3)	W	107-91
D30 Louisiana-Lafayette (3)	W	72-69
J3 *at Arizona State	W	93-74
J8 *California	W	95-75
J10 *Stanford	L	72-82
J15 *at USC	L	90-99
J17 *at UCLA	W	97-72
J22 *Oregon State	W	109-75
J25 *Oregon	W	90-66
J29 *at Washington	L	83-96
J31 *at Washington State	W	61-57
F5 *at California	L	83-87
F7 *at Stanford	L	77-80
F12 *USC	W	97-70
F14 *UCLA	W	107-83
F19 *at Oregon	W	100-87
F21 *at Oregon State	L	84-90
F26 *Washington	L	84-89
F28 *Washington State	W	72-60
M7 *Arizona State	W	106-81
M11 vs. USC (4)	W	79-76
M12 vs. Washington (4)	L	85-90
M18 vs. Seton Hall (5)	L	76-80

- \* Pacific-10 Conference game (11-7, 3rd)
- (1) at MassMutual Classic, Springfield, Mass.
- (2) at Jimmy V Classic, New York, N.Y.
- (3) Fiesta Bowl Classic presented by Bank One, Tucson, Ariz.
- (4) at Pac-10 Tournament, Los Angeles, Calif.
- (5) NCAA First/Second Rounds, Raleigh, N.C.

## 2004-05

**Won 30, Lost 7**  
Coach: **Lute Olson**

<b>Fiesta Bowl Classic Champions</b>		
<b>Pacific-10 Conference Champions</b>		
<b>NCAA Tournament Participants</b>		
N16 San Diego (1)	W	80-69
N18 Wright State (1)	W	83-66
N21 at Virginia	L	60-78
N24 vs. Michigan (2) (ot)	W	61-60
N26 vs. Wake Forest (2)	L	60-63
N30 Wyoming	W	98-70
D5 vs. Mississippi State (3)	W	68-64
D11 Utah	W	67-62
D18 at Marquette	W	48-43
D21 Manhattan	W	105-75
D28 Eastern Washington (4)	W	79-45
D30 Richmond (4)	W	84-71
J2 *Arizona State	W	97-79
J6 *at California	W	87-67
J8 *at Stanford	L	76-87
J13 *USC	W	77-68
J15 *UCLA	W	76-73
J20 *at Oregon	W	74-66
J22 *at Oregon State	W	92-83
J27 *Washington	W	91-82
J29 *Washington State	L	63-70
F3 *California	W	97-76
F5 *Stanford	W	90-72
F10 *at USC	W	88-76
F12 *at UCLA	W	83-73
F17 *Oregon	W	92-67
F20 *Oregon State	W	91-70
F24 *at Washington State (ot)	W	57-56
F26 *at Washington	L	85-93
M5 *at Arizona State	W	70-68
M10 vs. California (5)	W	88-63
M11 vs. Oregon State (5)	W	90-59
M12 vs. Washington (5)	L	72-81
M17 vs. Utah State (6)	W	66-53
M19 vs. UAB (6)	W	85-63
M24 vs. Oklahoma State (7)	W	79-78
M26 vs. Illinois (7) (ot)	L	89-90

- \* Pacific-10 Conference game (15-3, 1st)
- (1) Preseason N.I.T., Tucson, Ariz.
- (2) Preseason N.I.T., New York, N.Y.
- (3) John R. Wooden Classic, Anaheim, Calif.
- (4) Fiesta Bowl Classic presented by Bank One, Tucson, Ariz.
- (5) Pac-10 Tournament, Los Angeles, Calif.
- (6) NCAA First/Second Rounds, Boise, Idaho
- (7) NCAA Chicago Regional, Rosemont, Ill.

## 2005-06

**Won 20, Lost 13**  
Coach: **Lute Olson**

<b>Fiesta Bowl Classic Champions</b>		
<b>NCAA Tournament Participants</b>		
N21 vs. Kansas (1)	W	61-49
N22 vs. Connecticut (1)	L	70-79
N23 vs. Michigan State (1) (ot)	L	71-74
N27 Virginia	W	81-51
D3 at Houston	L	65-69
D8 Northern Arizona	W	75-66
D10 Saint Mary's	W	73-61
D17 at Utah	W	73-43
D19 Sam Houston State (2)	W	87-51
D21 Western Kentucky (2) (ot)	W	86-81
D29 *at Washington State	W	70-52
D31 *at Washington (2ot)	W	96-95
J5 *UCLA	L	79-85
J7 *USC	W	74-63
J12 *at Oregon State	L	65-75
J14 *at Oregon	L	68-73
J19 *Stanford (ot)	W	90-81
J21 *California	W	60-55
J25 *at Arizona State	W	80-70
J28 at North Carolina	L	69-86
F2 *at USC	L	70-77
F4 *at UCLA	L	73-84
F9 *Oregon	W	70-68
F11 *Oregon State	W	80-58
F16 *at California	L	66-75
F19 *at Stanford	W	76-72
F25 *Arizona State	W	68-47
M2 *Washington State	W	66-61
M4 *Washington	L	67-70
M9 vs. Stanford (3)	W	73-68
M10 vs. UCLA (3)	L	59-71
M17 vs. Wisconsin (4)	W	94-75
M19 vs. Villanova (4)	L	78-82

- \* Pacific-10 Conference game (11-7, T4th)
- (1) EA Sports Maui Invitational, Lahaina, Hawaii
- (2) Fiesta Bowl Classic presented by Chase, Tucson, Ariz.
- (3) Pac-10 Tournament, Los Angeles, Calif.
- (4) NCAA First/Second Rounds, Philadelphia, Pa.

## 2006 Canadian Tour (All Exhibition Games)

<b>Won 5, Lost 0</b> Coach: <b>Lute Olson</b>		
S2 Univ. of Saskatchewan	W	76-61
S2 Univ. of British Columbia	W	73-59
S3 Vancouver All-Stars	W	106-78
S3 Simon Fraser University	W	73-45
S4 Univ. of British Columbia	W	87-76

## 2006-07

**Won 20, Lost 11**  
Coach: **Lute Olson**

<b>Fiesta Bowl Classic Champions</b>		
<b>NCAA Tournament Participants</b>		
N12 at Virginia	L	90-93
N15 Northern Arizona	W	101-79
N19 New Mexico State	W	102-87
N22 Samford	W	86-57
N28 UNLV	W	89-75
D2 vs. Illinois (1)	W	84-72
D5 vs. Louisville (2)	W	72-65
D9 at San Diego State (3)	W	68-49
D17 Houston	W	87-62
D20 Memphis (4)	W	79-71
D28 *California	W	94-85
D30 *Stanford	W	89-75
J4 *at Washington	W	96-87
J6 *at Washington State (ot)	L	73-77
J11 *Oregon State	W	83-72
J14 *Oregon	L	77-79
J18 *at USC	L	73-80
J20 *at UCLA	L	69-73
J24 *Arizona State	W	71-47
J27 North Carolina	L	64-92
F1 *Washington State	L	66-72
F3 *Washington	W	84-54
F8 *at Oregon State	W	72-66
F10 *at Oregon	W	77-74
F15 *USC	L	75-80
F17 *UCLA	L	66-81
F25 *at Arizona State	W	61-58
M1 *at California	W	70-65
M3 *at Stanford (ot)	W	85-80
M8 vs. Oregon (5)	L	50-69
M16 vs. Purdue (6)	L	72-63

- \* Pacific-10 Conference game (11-7, T3rd)
- (1) Hall of Fame Challenge, Phoenix, Ariz.
- (2) Jimmy V Classic, New York, N.Y.
- (3) San Diego Slam, San Diego, Calif.
- (4) Chase Fiesta Bowl Classic, Tucson, Ariz.
- (5) Pacific Life Pac-10 Tournament, Los Angeles, Calif.
- (6) NCAA First/Second Rounds, New Orleans, La.

## 2007-08

**Won 0, Lost 14+**  
Coach: **Kevin O'Neill**

<b>Fiesta Bowl Classic Champions</b>		
<b>NCAA Tournament Participants</b>		
N13 *Northern Arizona (1)	W	76-69
N17 Virginia	L	72-75
N19 +UMKC (1)	W	81-62
N21 +Adams State (1)	W	88-64
N25 at Kansas (1) (ot)	L	72-76
N28 +Cal State Fullerton	W	91-65
D2 +Texas A&M (2)	W	78-67
D8 +vs. Illinois (3) (ot)	W	78-72
D16 +Fresno State	W	69-50
D19 +at UNLV	W	52-49
D22 +San Diego State (4)	W	74-58
D29 at Memphis	L	63-76
J3 *Oregon State	W	76-63
J5 *Oregon	L	74-84
J9 *at Arizona State (ot)	L	59-64
J12 +at Houston	W	85-71
J17 *at Stanford	L	52-56
J19 +*at California	W	79-75
J24 +*Washington State	W	76-64
J26 +*Washington	W	84-69
J31 +*at UCLA	W	80-69
F2 *at UCLA	L	60-82
F10 *Arizona State	L	54-59
F14 +*California	W	83-73
F16 *Stanford	L	66-67
F21 *at Washington	L	66-75
F23 +*at Washington State	W	65-55
F28 *USC	L	58-70
M2 *UCLA	L	66-68
M6 +*at Oregon State	W	81-45
M8 *at Oregon	L	69-78
M12 +vs. Oregon State (5)	W	87-75
M13 vs. Stanford (5)	L	64-75
M20 +vs. West Virginia (6)	L	65-75

- \* Pacific-10 Conference game (0-10, 7th+)
- (1) Jayhawk Invitational
- (2) Big 12/Pac-10 Hardwood Series
- (3) at United Center, Chicago, Ill.
- (4) Fiesta Bowl Classic, Tucson, Ariz.
- (5) Pacific Life Pac-10 Tournament, Los Angeles, Calif.
- (6) NCAA First/Second Rounds, Washington, D.C.
- (+) Results vacated due to NCAA infractions under a previous head coach, including NCAA Tournament appearance. Actual on-court record was 19-15 overall, 8-10 in Pac-10 play.



# YEAR-BY-YEAR RESULTS

## 2008-09

Won 21, Lost 14

Coach: Russ Pennell

Fiesta Bowl Classic Champions

NCAA Tournament Participants

N17	Florida Atlantic (1)	W	75-62
N18	UAB (1)	L	71-72
N24	vs. Mississippi Valley State (2)	W	86-52
N25	vs. Santa Clara (2)	W	69-66
N30	Northern Arizona	W	74-57
D2	Loyola Marymount	W	84-57
D5	at Texas A&M (3)	L	66-67
D10	San Diego State	W	69-56
D14	vs. Gonzaga (4)	W	69-64
D20	at UNLV	L	64-79
D23	Kansas (5)	W	84-67
D29	Weber State	W	71-65
J2	*at California	L	55-69
J4	*at Stanford	L	60-76
J8	*Oregon	W	67-52
J10	*Oregon State	W	64-47
J15	*at UCLA	L	60-83
J17	*at USC	L	64-65
J21	*Arizona State	L	47-53
J24	Houston (ot)	W	96-90
J29	*Washington	W	106-97
J31	*Washington State	W	66-56
F5	*at Oregon State	W	56-53
F7	*at Oregon	W	87-77
F12	*USC	W	83-76
F14	*UCLA	W	84-72
F22	*at Arizona State	L	68-70
F26	*at Washington State	L	69-53
F28	*at Washington	L	78-83
M5	*California	L	77-83
M7	*Stanford	W	101-87
M11	vs. Arizona State (6)	L	56-68
M20	vs. Utah (7)	W	84-71
M22	vs. Cleveland State (7)	W	71-57
M27	vs. (1) Louisville (8)	L	64-103

\* Pac-10 Conference game (9-9, T5th)  
 (1) Dick's Sporting Goods NIT Season Tip-off, Tucson, Ariz.  
 (2) Dick's Sporting Goods NIT Season Tip-off Consolation, Athens, Ga.  
 (3) Big 12/Pac-10 Hardwood Series  
 (4) at U.S. Airways Center, Phoenix, Ariz.  
 (5) Fiesta Bowl Classic, Tucson, Ariz.  
 (6) Pacific Life Pac-10 Tournament, Los Angeles, Calif.  
 (7) NCAA First/Second Rounds, Miami, Fla.  
 (8) NCAA Midwest Regional, Indianapolis, Ind.

## 2009-10

Won 16, Lost 15

Coach: Sean Miller

N15	Northern Arizona	W	87-70
N19	Rice	W	66-49
N23	vs. Wisconsin (1)	L	61-65
N24	vs. Colorado (1) (ot)	W	91-87
N25	vs. Vanderbilt (1)	L	72-84
D2	UNLV (2ot)	L	72-74
D6	at Oklahoma (2)	L	62-79
D9	Louisiana Tech	W	83-67
D12	at San Diego State	L	46-63
D21	Lipscomb (ot)	W	83-82
D23	North Carolina State	W	76-74
D28	Brigham Young (3)	L	69-99
D31	*at USC	L	50-56
J2	*at UCLA	W	77-63
J8	*Washington State	L	76-78
J10	*Washington	W	87-70
J14	*at Oregon State	L	64-67
J16	*at Oregon	W	74-60
J23	*at Arizona State	W	77-58
J28	*Stanford	W	76-68
J31	*California	W	76-72
F4	*at Washington	L	75-81
F6	*at Washington State	L	60-78
F11	*Oregon	W	70-57
F13	*Oregon State	L	55-63
F21	*Arizona State	L	69-73
F25	*at California	L	71-95
F27	*at Stanford	W	71-69
M4	*UCLA	W	78-73
M6	*USC (2ot)	W	86-84
M11	UCLA (4)	L	69-75

\* Pac-10 Conference game (10-8, 4th)  
 (1) EA Sports Maui Invitational, Lahaina, Hawaii  
 (2) Big 12/Pac-10 Hardwood Series  
 (3) Desert Diamond Fiesta Bowl Classic, Tucson, Ariz.  
 (4) Pacific Life Pac-10 Tournament, Los Angeles, Calif.

## 2010-11

Won 30, Lost 8

Coach: Sean Miller

Fiesta Bowl Classic Champions

Pac-10 Conference Champions

N14	Idaho State	W	90-42
N18	New Mexico State	W	83-57
N21	Northern Colorado (1)	W	93-70
N23	Bethune-Cookman (1)	W	78-45
N26	vs. Santa Clara (2)	W	82-59
N27	vs. Kansas (2)	L	79-87
D1	at Rice	W	84-57
D5	Oklahoma (3)	W	83-60
D8	Cal State Fullerton	W	73-62
D11	vs. Brigham Young (4)	L	65-87
D16	Northern Arizona (5)	W	63-58
D19	at North Carolina State	W	72-62
D22	Robert Morris	W	82-56
D30	*at Oregon	W	76-57
J2	*at Oregon State	L	75-76
J6	*California	W	73-71
J8	*Stanford	W	67-57
J15	*Arizona State	W	80-69
J20	*at Washington	L	68-85
J22	*at Washington State	W	65-63
J27	*UCLA	W	85-74
J29	*USC	W	82-73
F3	*at Stanford	W	78-69
F5	*at California (3ot)	W	107-105
F13	*at Arizona State	W	67-52
F17	*Washington State	W	79-70
F19	*Washington	W	87-86
F24	*at USC	L	57-65
F26	*at UCLA	L	49-71
M3	*Oregon State	W	70-59
M5	*Oregon	W	90-82
M10	vs. Oregon State (6)	W	78-69
M11	vs. USC (6)	W	67-62
M12	vs. Washington (ot) (6)	L	75-77
M18	vs. Memphis (7)	W	77-75
M20	vs. Texas (7)	W	70-69
M24	vs. Duke (8)	W	93-77
M26	vs. Connecticut (8)	L	63-65

\* Pac-10 Conference game (14-4, 1st)  
 (1) iBN Las Vegas Invitational, Tucson, Ariz.  
 (2) iBN Las Vegas Invitational, Las Vegas, Nev.  
 (3) Big 12/Pac-10 Hardwood Series  
 (4) at Energy Solutions Arena, Salt Lake City, Utah  
 (5) Fiesta Bowl Basketball Classic, Tucson, Ariz.  
 (6) Pacific Life Pac-10 Tournament, Los Angeles, Calif.  
 (7) NCAA Second/Third Rounds, Tulsa, Okla.  
 (8) NCAA West Regional, Anaheim, Calif.

## 2011-12

Won 23, Lost 12

Coach: Sean Miller

Fiesta Bowl Classic Champions

National Invitation Tournament Participants

N7	Valparaiso (1)	W	73-64
N9	Duquesne (1)	W	67-59
N13	Ball State	W	73-63
N17	vs. St. John's (2)	W	81-72
N18	vs. Mississippi State (2)	L	57-67
N23	San Diego State	L	57-61
N29	at New Mexico State	W	83-76
D3	Northern Arizona	W	53-39
D7	at Florida (ot)	L	72-78
D10	Clemson (3)	W	63-47
D17	vs. Gonzaga (4)	L	60-71
D20	Oakland	W	85-73
D22	Bryant	W	100-60
D31	*Arizona State	W	68-51
J5	*at UCLA (5)	L	58-65
J8	*at USC	W	57-46
J12	*Oregon State (ot)	W	81-73
J14	*Oregon	L	57-59
J19	*at Utah	W	77-51
J21	*at Colorado	L	63-64
J26	*Washington State	W	85-61
J28	*Washington	L	67-69
F2	*at California	W	78-74
F4	*at Stanford	W	56-43
F9	*Colorado	W	71-57
F11	*Utah	W	70-61
F16	*at Washington State	W	76-72
F18	*at Washington	L	70-79
F23	*USC	W	70-54
F25	*UCLA	W	65-63
M4	*at Arizona State	L	80-87
M8	vs. UCLA (6)	W	66-58
M9	vs. Oregon State (6)	W	72-61
M10	vs. Colorado (6)	L	51-53
M14	Bucknell (7)	L	54-65

\* Pac-12 Conference game (12-6/4th)  
 (1) 2K Sports Classic/Coaches vs. Cancer, Tucson, Ariz.  
 (2) 2K Sports Classic/Coaches vs. Cancer, New York, N.Y.  
 (3) Fiesta Bowl Basketball Classic, Tucson, Ariz.  
 (4) Battle in Seattle, Seattle, Wash.  
 (5) John R. Wooden Classic, Anaheim, Calif.  
 (6) Pacific Life Pac-12 Tourn., Los Angeles, Calif.  
 (7) National Invitation Tournament, Tucson, Ariz.

## 2012

Bahamas Tour (All Exhibition Games)

Won 2, Lost 0

Coach: Sean Miller

Ag11	Real Deal Shockers	W	136-76
Ag13	Bahamas All-Stars	W	99-57

## 2012-13

Won 27, Lost 8

Coach: Sean Miller

Fiesta Bowl Classic Champions

Diamond Head Classic Champions

NCAA Tournament Participants

N11	Charleston Southern	W	82-73
N15	UTEP	W	72-51
N19	Long Beach State	W	94-72
N28	Northern Arizona	W	93-50
D1	at Texas Tech	W	85-57
D4	Southern Mississippi	W	63-55
D8	at Clemson	W	66-54
D15	Florida (1)	W	65-64
D18	Oral Roberts	W	89-64
D22	vs. East Tennessee State (2)	W	73-53
D23	vs. Miami (Fla.) (2)	W	69-50
D25	vs. San Diego State (2)	W	68-67
J3	*Colorado (ot)	W	92-83
J5	*Utah	W	60-57
J10	*at Oregon	L	66-70
J12	*at Oregon State	W	80-70
J19	*at Arizona State	W	71-54
J24	*UCLA	L	73-84
J26	*USC	W	74-50
J31	*at Washington	W	57-53
F2	*at Washington State	W	79-65
F6	*Stanford	W	73-66
F10	*California	L	69-77
F14	*at Colorado	L	58-71
F17	*at Utah	W	68-64
F20	*Washington	W	70-52
F23	*Washington State	W	73-56
F27	*at USC	L	78-89
M2	*at UCLA	L	69-74
M9	*Arizona State	W	73-58
M14	vs. Colorado (3)	W	79-69
M15	vs. UCLA (3)	L	64-66
M21	vs. Belmont (4)	W	81-64
M23	vs. Harvard (4)	W	74-51
M28	vs. Ohio State (5)	L	70-73

\* Pac-12 Conference game (12-6, T2nd)  
 (1) Fiesta Bowl Classic, Tucson, Ariz.  
 (2) Diamond Head Classic, Honolulu, Hawaii  
 (3) Pac-12 Tournament, Las Vegas, Nev.  
 (4) NCAA Second/Third Rounds, SLC, Utah.  
 (5) NCAA West Regional, Los Angeles, Calif.

## 2013-14

Won 33, Lost 5

Coach: Sean Miller

NIT Season Tip-Off Champions

Fiesta Bowl Classic Champions

Pac-12 Conference Champions

NCAA Tournament Participants

N8	Cal Poly	W	73-62
N11	Long Beach State (1)	W	91-57
N14	at San Diego State	W	69-60
N18	Fairleigh Dickinson (2)	W	100-50
N19	Rhode Island (2)	W	87-59
N27	vs. Drexel (3)	W	66-62
N29	vs. Duke (3)	W	72-66
D3	Texas Tech	W	79-58
D7	UNLV	W	63-58
D11	New Mexico State	W	74-48
D14	at Michigan	W	72-70
D19	Southern	W	69-43
D23	Northern Arizona	W	77-44
J2	*Washington State	W	60-25
J4	*Washington	W	71-62
J9	*at UCLA	W	79-75
J12	*at USC	W	73-53
J16	*Arizona State	W	91-68
J23	*Colorado	W	69-57
J26	*Utah	W	65-56
J29	*at Stanford	W	60-57
F1	*at California	L	58-60
F6	*Oregon	W	67-65
F9	*Oregon State	W	76-54
F14	*at Arizona State (2ot)	L	66-69
F19	*at Utah (ot)	W	67-63
F22	*at Colorado	W	88-61
F26	*California	W	87-59
M2	*Stanford	W	79-66
M5	*at Oregon State	W	74-69
M8	*at Oregon	L	57-64
M13	vs. Utah (4)	W	71-39
M14	vs. Colorado (4)	W	63-43
M15	vs. UCLA (4)	L	71-75
M21	vs. Weber State (5)	W	68-59
M23	vs. Gonzaga (5)	W	84-61
M27	vs. San Diego State (6)	W	70-64
M29	vs. Wisconsin (6) (ot)	L	63-64

\* Pac-12 Conference game (15-3, 1st)  
 (1) Fiesta Bowl Classic, Tucson, Ariz.  
 (2) NIT Season Tip-Off, Tucson, Ariz.  
 (3) NIT Season Tip-Off, New York, N.Y.  
 (4) Pac-12 Tournament, Las Vegas, Nev.  
 (5) NCAA Second/Third Rounds, San Diego, Calif.  
 (6) NCAA West Regional, Anaheim, Calif.

## 2014-15

Won 34, Lost 4

Coach: Sean Miller

EA Sports Maui Invitational Champions

Pac-12 Conference Champions

Pac-12 Tournament Champions

NCAA Tournament Participants

N14	Mount St. Mary's	W	78-55
N16	CSUN (1)	W	86-68
N19	UC Irvine	W	71-54
N24	vs. Missouri (2)	W	72-53
N25	vs. Kansas State (2)	W	72-68
N26	vs. San Diego State (2)	W	61-59
D2	Gardner-Webb	W	91-65
D6	Gonzaga (ot)	W	66-63
D9	Utah Valley	W	87-56
D13	Michigan	W	80-53
D16	Oakland	W	101-64
D19	at UTEP	W	60-55
D23	at UNLV	L	67-71
J4	*Arizona State	W	73-49
J8	*at Oregon	W	80-62
J11	*at Oregon State	L	56-58
J15	*Colorado	W	68-54
J17	*Utah	W	69-51
J22	*at Stanford	W	89-82
J24	*at California	W	73-50
J28	*Oregon	W	90-56
J30	*Oregon State	W	57-34
F7	*at Arizona State	L	78-81
F13	*at Washington	W	86-62
F15	*at Washington State	W	86-59
F19	*USC	W	87-57
F21	*UCLA	W	57-47
F26	*at Colorado	W	82-54
F28	*at Utah	W	63-57
M5	*California	W	99-60
M7	*Stanford	W	91-69
M12	vs. California (3)	W	73-51
M13	vs. UCLA (3)	W	70-64
M14	vs. Oregon (3)	W	80-52
M19	vs. Texas Southern (4)	W	93-72
M21	vs. Ohio State (4)	W	73-58
M26	vs. Xavier (5)	W	68-60
M28	vs. Wisconsin (5)	L	78-85

\* Pac-12 Conference game (16-2, 1st)

- (1) EA Sports Maui Invitational, Tucson, Ariz.
- (2) EA Sports Maui Invitational, Lahaina, Hawaii
- (3) Pac-12 Tournament, Las Vegas, Nev.
- (4) NCAA Second/Third Rounds, Portland, Ore.
- (5) NCAA West Regional, Los Angeles, Calif.

## 2015-16

Won 25, Lost 9



# YEAR-BY-YEAR RESULTS

**2016-17****Won 32, Lost 5****Coach: Sean Miller****Armed Forces Classic Champions****Pac-12 Conference Co-Champions****Pac-12 Tournament Champions****NCAA Tournament Participants**

N11	vs. Michigan State (1)	W	65-63
N15	Cal State Bakersfield	W	78-66
N18	Sacred Heart (2)	W	95-65
N21	Northern Colorado (2)	W	71-55
N24	vs. Santa Clara (3)	W	69-61
N25	vs. Butler (3)	L	65-69
N30	Texas Southern	W	85-63
D3	vs. Gonzaga (4)	L	62-69
D6	UC Irvine	W	79-57
D10	at Missouri	W	79-60
D14	Grand Canyon	W	64-54
D17	vs. Texas A&M (5)	W	67-63
D20	New Mexico	W	77-46
D30	*at California	W	67-62
J1	*at Stanford	W	91-52
J5	*Utah	W	66-56
J7	*Colorado	W	82-73
J12	*Arizona State	W	91-75
J19	*at USC	W	73-66
J21	*at UCLA	W	96-85
J26	*Washington State	W	79-62
J29	*Washington	W	77-66
F2	*at Oregon State	W	71-54
F4	*at Oregon	L	58-85
F8	*Stanford	W	74-67
F11	*California	W	62-57
F16	*at Washington State	W	78-59
F18	*at Washington	W	76-68
F23	*USC	W	90-77
F25	*UCLA	L	72-77
M4	*at Arizona State	W	73-60
M9	vs. Colorado (6)	W	92-78
M10	vs. UCLA (6)	W	86-75
M11	vs. Oregon (6)	W	83-80
M16	vs. North Dakota (7)	W	100-82
M18	vs. Saint Mary's (7)	W	69-60
M23	vs. Xavier (8)	L	71-73

\* Pac-12 Conference game (16-2, T-1st)

- (1) Armed Forces Classic, Honolulu, Hawai'i
- (2) Continental Tire Las Vegas Invitational, Tucson
- (3) Continental Tire Las Vegas Invitational, Las Vegas
- (4) HoopHall Classic, Los Angeles, Calif.
- (5) Lone Star Shootout, Houston, Texas
- (6) Pac-12 Tournament, Las Vegas, Nev.
- (7) NCAA First/Second Rounds, Salt Lake City,
- (8) NCAA West Regional, San Jose, Calif.

**2017-18****Won 27, Lost 8****Coach: Sean Miller****Pac-12 Conference Champions****Pac-12 Tournament Champions****NCAA Tournament Participants**

N10	Northern Arizona	W	101-67
N12	UMBC	W	103-78
N16	CSU Bakersfield	W	91-59
N22	vs. NC State (1)	L	84-90
N23	vs. SMU (1)	L	60-66
N24	vs. Purdue (1)	L	64-89
N29	Long Beach State	W	91-56
D2	at UNLV (ot)	W	91-88
D5	vs. Texas A&M (2)	W	67-64
D9	Alabama	W	88-82
D16	at New Mexico	W	89-73
D18	North Dakota State	W	83-53
D21	UConn	W	73-58
D30	*Arizona State	W	84-78
J4	*at Utah	W	94-82
J6	*at Colorado	L	77-80
J11	*Oregon State	W	62-53
J13	*Oregon	W	90-83
J17	*at California	W	79-58
J20	*at Stanford	W	73-71
J25	*Colorado	W	80-71
J27	*Utah	W	74-73
J31	*at Washington State	W	100-72
F3	*at Washington	L	75-78
F8	*UCLA	L	74-82
F10	*USC	W	81-67
F15	*at Arizona State	W	77-70
F22	*at Oregon State (ot)	W	75-65
F24	*at Oregon (ot)	L	93-98
M1	*Stanford	W	75-67
M3	*California	W	66-54
M8	vs. Colorado (3)	W	83-67
M9	vs. UCLA (ot)(3)	W	78-67
M10	vs. USC (3)	W	75-61
M15	vs. Buffalo (4)	L	68-89

\* Pac-12 Conference game (14-4, 1st)

- (1) Battle 4 Atlantis, Nassau, Bahamas
- (2) Valley of the Sun Shootout, Phoenix, Ariz.
- (3) Pac-12 Tournament, Las Vegas, Nev.
- (4) NCAA First Round, Boise, Idaho

**2018-19****Won 17, Lost 15****Coach: Sean Miller**

N7	Houston Baptist	W	90-60
N11	Cal Poly	W	82-61
N14	UTEP	W	79-46
N19	vs. Iowa State (1)	W	71-66
N20	vs. Gonzaga (1)	L	74-91
N21	vs. Auburn (1)	L	57-73
N29	Georgia Southern	W	100-70
D2	at Connecticut	W	76-72
D6	Utah Valley	W	80-69
D9	at Alabama	L	73-76
D15	Baylor	L	49-58
D19	Montana	W	61-42
D22	UC-Davis	W	70-68
J3	*Colorado	W	64-56
J5	*Utah (ot)	W	84-81
J9	*at Stanford	W	75-70
J12	*at California	W	87-65
J17	*Oregon	L	59-54
J19	*Oregon State	W	82-71
J24	*at USC	L	57-80
J26	*at UCLA	L	69-90
J31	*at Arizona State (ot)	L	88-95
F7	*Washington	L	60-67
F9	*Washington State	L	55-69
F14	*at Utah	L	76-83
F17	*at Colorado	L	60-67
F21	*California	W	76-51
F24	*Stanford	W	70-54
F28	*at Oregon State	W	74-72
M2	*at Oregon	L	47-73
M9	*Arizona State	L	64-72
M13	vs. USC (2)	L	65-78

\* Pac-12 Conference game (8-10, 9th)

(1) Maui Invitational, Lahaina, Hawai'i

(2) Pac-12 Tournament, Las Vegas, Nev.

**2019-20****Won 21, Lost 11****Coach: Sean Miller****Wooden Legacy Champions***Season cancelled on March 12, 2020 (COVID-19)*

N6	Northern Arizona	W	91-52
N10	Illinois	W	90-69
N14	San Jose State	W	87-39
N17	New Mexico State	W	83-53
N21	South Dakota State	W	71-64
N24	Long Beach State	W	104-67
N28	vs. Pepperdine (1)	W	93-91
N29	vs. Penn (1)	W	92-82
D1	vs. Wake Forest (1)	W	73-66
D7	at Baylor	L	58-63
D11	Omaha	W	99-49
D14	Gonzaga	L	80-84
D21	vs. St. John's (2)	L	67-70
J4	*Arizona State	W	75-47
J9	*at Oregon (ot)	L	73-74
J12	*at Oregon State	L	65-82
J16	*Utah	W	93-77
J18	*Colorado	W	75-54
J25	*at Arizona State	L	65-66
J30	*at Washington	W	75-72
F1	*at Washington State	W	66-49
F6	*USC	W	85-80
F8	*UCLA	L	52-65
F13	*at California	W	68-52
F15	*at Stanford	W	69-60
F20	*Oregon State	W	89-63
F22	*Oregon (ot)	L	72-73
F27	*at USC	L	48-57
F29	*at UCLA	L	64-69
M5	*Washington State	W	83-62
M7	*Washington	L	63-69
M11	vs. Washington (3)	W	77-70

\* Pac-12 Conference game (10-8, T5th)

(1) Wooden Legacy, Anaheim, Calif.

(2) Naismith Hall of Fame All Atlies Classic, San Francisco, Calif.

(3) Pac-12 Tournament, Las Vegas, Nev.

*The Pac-12 Tournament was cancelled due to the COVID-19 Pandemic on March 12, 2020 and the NCAA**Tournament followed shortly after.***2020-21****Won 17, Lost 9****Coach: Sean Miller***Self-imposed postseason ban*

N27	Gambling	W	74-55
D5	Eastern Washington	W	70-67
D7	Northern Arizona	W	96-53
D9	CSU Bakersfield	W	85-60
D12	UTEP	W	69-61
D19	at Stanford* ^	L	75-78
D22	Montana	W	70-64
D28	Colorado*	W	88-74
D31	at Washington*	W	80-53
J2	at Washington State*	W	86-82
J7	USC*	L	73-87
J9	UCLA*	L	76-81
J14	at Oregon State*	W	98-64
J21	at Arizona State*	W	84-82
J25	Arizona State*	W	80-67
J28	Stanford*	L	64-73
J30	California*	W	71-50
F4	at Utah*	L	58-73
F6	at Colorado*	L	79-82
F11	Oregon State*	W	70-61
F13	Oregon*	L	61-63
F18	at UCLA*	L	60-74
F20	at USC*	W	81-72
F25	Washington State*	W	69-53
F27	Washington*	W	75-74
M1	at Oregon*	L	69-80

\* Pac-12 Conference game (11-9, 5th)

^ - game played in Santa Cruz, Calif. due to COVID-19

*restrictions in Palo Alto.**Start of 2020-21 season delayed by two weeks due to**COVID-19 pandemic***2021-22****Won 33, Lost 4****Coach: Tommy Lloyd****Roman Main Event Champions****Pac-12 Conference Champions****Pac-12 Tournament Champions****NCAA Tournament Participant**

N9	Northern Arizona	W	81-52
N12	UTRGV	W	104-50
N16	North Dakota State	W	97-45
N19	Wichita State (1) (ot)	W	82-78
N21	Michigan (1)	W	80-62
N27	Sacramento State	W	105-59
D5	at Oregon State*	W	90-65
D8	Wyoming	W	94-65
D11	at Illinois	W	83-79
D15	Northern Colorado	W	101-76
D18	California Baptist	W	84-60
D22	at Tennessee	L	73-77
J3	Washington*	W	95-79
J13	Colorado*	W	76-55
J15	Utah*	W	82-64
J20	at Stanford*	W	85-57
J23	at California*	W	96-71
J25	at UCLA*	L	59-75
J29	Arizona State*	W	67-56
F3	UCLA*	W	76-66
F5	USC*	W	72-63
F7	at Arizona State*	W	91-79
F10	at Washington State*	W	72-60
F12	at Washington*	W	92-68
F17	Oregon State*	W	83-69
F19	Oregon*	W	84-81
F24	at Utah*	W	97-77
F26	at Colorado*	L	63-79
M1	at USC*	W	91-71
M3	Stanford*	W	81-69
M5	California*	W	89-61
M10	vs. Stanford (2)	W	84-80
M11	vs. Colorado (2)	W	82-72
M12	vs. UCLA (2)	W	84-76
M18	vs. Wright State (3)	W	87-70
M20	vs. TCU (3) (ot)	W	85-80
M24	vs. Houston (4)	L	60-72

\* Pac-12 Conference game (18-2, 1st)

1 - Roman Main Event, T-Mobile Arena (Las Vegas)

2 - Pac-12 Tournament, Las Vegas, Nev.

3 - First/Second Rounds NCAA Tournament (San Diego)

4 - NCAA South Regional Semifinal (San Antonio)



# ALL-TIME LETTERWINNERS

**A**

Abajelo, Brandon (Mgr.)	2014
Abbot, Howard	1932, 33, 34
Aboud, Michael	1965, 66, (67)
Adams, Hassan	2003, 04, 05, 06
Aiken Jr., Kim	2022
Akinjo, James	2021
Akot, Emmanuel	2018
Albight, Dennis G.	1963, 65
Aleksa, Robert	1975, 76
Allen, Kadeem	2016, (17)
Allen, Ronald S.	1973, (74)
Alexander, Zach (Mgr.)	2015, 16, 17, 18
Allin, Thomas R.	1941, 42
Alkins, Rawley	2017, 18
Anderson, Bruce D.	1970, 71, (72)
Anderson, Rick	1999, 2000, (02) (03)
Anderson, Ryan	2016
Anderson, Warren A.	1970
Arenas, Gilbert	2000, 01
Arredondo, Sergio (Mgr.)	2017, 18, 19, 20
Arvizu, Robert	2011, 12
Ash, John	1997, 99, 00, 01
Ashley, Brandon	2013, (14), (15)
Ayton, Deandre	2018

**B**

Babicke, Blaise (Mgr.)	2013, 14, 15, 16
Bagga, David	2006, 07, 08, 09
Baker Jr., Jemari	2020, 21
Bal, Adama	2022
Baldwin, Cecil Eugene	1957
Ballantyne, Thomas M.	1942, 43, 44, 46, 47
Ballo, Oumar	2022
Balsley, Sam (Mgr.)	1965, 66
Barcelo, Alex.	2018, 19
Barkley, John D. (Mgr.)	1956
Barmantloo, Marty	1995
Barnes, Richard L.	1970
Barrett, James T.	1912
Barringer, John B.	1936, 37
Barthels, Kendrick A.	1936
Bayless, Jerryd	2008
Beach, Charles F.	1913
Bejarano, Daniel	2011
Belobraydic, John M.	1979, 80, 81, 83
Bergman, Craig J.	1988
Berman, H. Robert	1918
Berra, Carl	1938, 39, (40)
Bibby, Mike	1997, 98
Biggs, John	1935
Birkner, Hugo Ernest	1907
Black, John Russell	1939, 40, 41
Black, William Thomas	1944
Blades, Ernest O.	1907, 08, 09, (10)
Blair, Joseph J.	1993, 94, 95, 96
Blankinship, James Darrell	1955
Blevins, Leon G.	1949, (50)
Bliss, Edward (Mgr.)	1926
Boddie, Jamal (Mgr.)	2006, 07, 08, 09
Bohannon, Eldrick S.	1993
Booker, George Vance	1993
Borodkin, Marvin	1942, 43, (46), 47
Bowen, Harold. (Mgr.)	1924
Brackenbury, Richard A.	1916, 17
Bradford, Hubert	1905
Bramlett, A.J.	1996, 97, 98, (99)
Brase, Matt	2004, 05
Brautigam, Roger	1966
Breck, William D.	1962, 63, 64
Brielmairer, Bret	2005, 06, 07, 08
Brittain, James A.	1959
Broadwater, Forrest Ronald	1932
Brooke, Paul C.	1917
Brooke, Eddie E. (Mgr.)	1927
Brooks, Kenneth (Mgr.)	1968, 69
Brookshier, Frank A.	1924, 25, (26), (27)
Brower, James E.	1953, 54, (55)
Brown, Andy	1994
Brown, Charles Owen, Jr.	(1905), (06)
Brown, Jordan	2021
Brown, J. Duncan	1927
Brown, Lawrence A.	1954
Brown, Roger G.	1918
Brown, Russell K.	1978, 79, 80, (81)
Brown Jr., Terrell	2021
Bruner, John M.	1952, 53, (54)
Brunkhorst, Brock	1982, 83, 84, (85)
Buchannan, David (Mgr.)	2010, 11, 12, 13
Budinger, Chase	2007, 08, (09)
Buechler, Judson D.	1987, 88, 89, (90)
Burkett, Will (Mgr.)	2013
Burns, David J.	1974, (75)
Bush, Julius Ralph	1918
Butts, Horatio Cotter	1926
Bynum, Will	2002
Byrne, Vincent R.	1932, 33, 34

**C**

Capps, Clarence R.	1945
Carroll, Arthur	1949, 51
Case, Travis J.	1951, 53
Castles, John, (Mgr.)	1999, 00, 01, 02, 03, 04

Cherry, Joe Wesley	1947, 48, 49
Choi, Angelo	2012, 13
Christy, Marshall, (Mgr.)	1933
Clark, Marvin Carl	1923, 24, (25)
Clark, Mitchell (Mgr.)	2017
Clarke, Dan W.	1937, 38, (39)
Clausen, Monte C.	1961, 62, 63
Clemeons, Phillip	1919
Cloud, Leo Fredrick	1911, 12, 13, 14, (15)
Cochran, Horace Merle	1912, 13
Cohen, Adam (Mgr.)	2006, 07, 08
Cohen, Matt (Mgr.)	2014, 15
Coleman, Justin	(2019)
Collins, Jeff	1981
Coltrin, Marion J.	1936, 37
Comanche, Chance	2016, 17
Conklin, Eric	2014
Conner, Jon C.	1958, 59, (60)
Conway, Joseph W.	1919
Conway, Raymond W.	1937, 38, 39
Cook, Anthony L.	1986, 87, 88, (89)
Cook, Charles E.	1964
Cook, Greg.	1982
Cooke, Troy	1983, 84
Cooper, Eric E.	1986
Cox, Leander, Jr.	1938, 40
Coyle, Terence M.	1955, 56, 57
Crawford, Jon A.	1959
Crawford, Quinton	2012, 13
Crismon, Edgar T.	1931, 32, (33)
Crouch, Cecil James	1948, 50
Crouch, Robert E.	1925, 26, 27
Crum, Hillard H. Jr.	1946, 47, 48, (49)
Crux, Paulo	2016, 17
Cellen, Albert Vincent	1941, (42), 43
Culin, John Harding	1907, 08
Curry, Ron	1989
Cushman, John F.	1956

**D**

Daasch, Edward F.	1963 (Mgr.), 64 (Mgr.), 65
Danley, Alonzo Lee	1937, 38, 39
Dauk, Regis A.	1961, 62, 63
Davis, Ben	1995, (96)
David, Brian, L.	1987, 89, 90
Davis, Frank(Mgr.)	1934, 35
Davis, Ronald D.	1980, 81
Davis, William D.	1967, (68)
Davis, William Kenny	1977, 78
Davidson, Ross	2010
Davison, Bennett	1997, 98
Decker, William J.	1962
DeFrancesco, Salvatore J. (Mgr.)	1955
Demic, Lawrence C.	1976, 77, 78, (79)
Denny, Talbot	2018
Dermody, Richard L.	1942, 43, 44
Derrett, Trevor (Mgr.)	2011, 12, 13, 14
DesJardins, Jake	2017, 18, 19
Dewane, Justin (Mgr.)	2018, 19, 20
Dickerson, Michael	1995, 96, (97), (98)
Dicus, Waldo M.	1928, 29, (30)
Diebold, Theodore R.	1927
DiGrazia, M. Lorry	1936, 37, 38
Dillon, Daniel	2005, 06, 07, 08
Dillon, Jerome L.	1951, 52
Donnelly, Raymond E.	1979, 80
Donovan, Tom	1943
Doolen, Edward W.	1963, 64, 65
Dorado, T.J. (Mgr.)	2014, 15, 16, 17
Dosty, Robbie Dean	1978, 80, 81
Douglas, Ruben	1999
Doutrive, Devonaire	2019, 20
Doyle, James Perry	1919
Drachman, Byron C.	1926
Drucker, Melvyn (Mgr.)	1960
Dunlap, James E.	1950, 52, 53
Dutt, Marvin Alvin	1960, (61)
Duwe, Heman A.	1934, 35

**E**

Eafon, Kelvin	1995, 96
Echols, Randall E.	1973
Eddy, Jackson R.	1953, 54
Edgar, John	1985, (86)
Edgerton, Ambrose Earl	1907, 08
Edgerson, Eugene	1997, 98, 99, (2001)
Edwards, Lawrence	1928
Edwards, Phillip C.	1971, 72, 73
Ehlmann, Thomas	1975
Elder, William David	1946
Elliott, Lloyd Creighton	1911, 13
Elliott, Robert A.	1974, 75, 76, (77)
Elliott, Sean M.	1986, 87, 88, (89)
Ellis, Bleu (Mgr.)	2005
Enke, Fred William	1946, 47, (48)
Ensor, Ken	1983, 84
Eppler, James F.	1956, 57
Erdhaus, J. Fred	1939
Ewald, Larry Douglas	1958

**F**

Farhang, Xavier (Mgr.)	2020
Farman, Richard R. (Mgr.)	1962
Fawcett, Preston (Mgr.)	2012, 2013

Feld, Jeff (Mgr.)	2006, 07, 08, 09, 10
Fellah, Anas	2002
Fickett, Webster L.	1914
Filbrun, Davis Eugene	1932, 33, 34
Flake, William Lindsey	1940, 41
Fianagan, Kevin T.	1991, 92, 93, (94)
Flannery, John B. (Mgr.)	1954
Fleming, Albert Jr.	1973, 74, 75, (76)
Flynn, Wesley T.	1961, 62, (63)
Fogg, Kyle	2009, 10, 11, 12
Forbes, Joyce E.	1962
Foster, Michael E.	1968, 69, (70)
Fox, Harvey B.	1964, 65, (66)
Fox, Isaiah	2002, 03, 05, 06
Fraser, Bruce T.	1985, 86, 87
Franche, Chance	2000, 01
Friedman, Eli (Mgr.)	2016, 17, 18, 19
Frye, Channing	2002, 03, (04), (05)
Fuller, Ronald	1976

**G**

Garcia, Rudolph R. (Mgr.)	1962
Gardner, Jason	2000, 01, (02), (03)
Gardner, L. Scott	1972
Gatchel, Donald G.	1940, 41
Geary, Reginald E.	1993, 94, 95, (96)
Geldmacher, Jay L.	1974
Genesen, Barry (Mgr.)	1964
Genung, George Farrell	1942, (43), (44), 46, 47
Gettings, Stone	2020
Gibbings, Frank Tom	1924, 26
Gillem, Alvan Cullam, Jr.	1907, 08
Gittes, Gerald A. (Mgr.)	1952
Gladney, Jerome C.	1974, 75, 76, 77
Glennon, Joseph Henry	1913
Goar, H. Lionel	1956, 57
Goar, Leon O.	1955
Goerner, Tibet	2021
Goldstein, Max (Mgr.)	2017, 18, 19
Goodman, A. Harold	(1945), 46
Goodman, Neil Nathaniel	1929, (30)
Goodwin, Gordon Austin	1920, 21
Gordon, Aaron	2014
Gordy, Leonard	1974, 75, 76, (77)
Graham, John O.	1931
Gray, Harry J.	1931
Green, Josh	2020
Green, Pharaoh (Mgr.)	2011, 12, 13, 14
Greene, Bradley W.	1967, 68
Greene, George E.	1949, 50
Greenfield, Tom Guy	1937, 38
Greer, Zach (Mgr.)	2015
Gridley, Rollin T.	1925, 26, 27
Grimes, Stanley E.(Mgr.)	1956, 57
Grossetta, Warren Arthur	1908, (Mgr.) 09

**H**

Hall, Robert Lakenan	1944
Ham, Cox (Mgr.)	1940
Handley, Luke (Mgr.)	2020
Hanour, Travis	2001
Hansen, James E.	1967, 68, (69)
Hansen, Peter	2002
Hansen, Robert L.	1964, 65, (66)
Harbour, John L.	1968, 69
Hargis, William	1930
Harper, Wilmer Eugene	1939, 40, (41)
Harris, Donnell	1996, 97, 98
Harris, Russell	2000
Harrington, Richard (Mgr.)	1959, 60
Harris, Herman B.	1974, 75, 76, (77)
Harris, Lawrence R.	1962, 63, 64
Harris, Lynard	1972, (73)
Harrison, Gary L.	1975, 76, 77
Hartman, Minor Louis	1911
Haskin, David	1983, 84, 85, 86
Hatcher, Burrell Richard	1905, 07
Hawkins, Jim (Mgr.)	2004, 05, 06, 07
Hawthorne, George N.	1979, 80
Hayes, Francis Robert (Mgr.)	1912, (13), (Mgr.) 14
Hayhurst, Normal Clifton	1912, (13), (Mgr.) 14
Hazzard, Jacob	2013, 14, 15, 16
Hazzard, Max	2020
Held, Eddie Charles	1938
Helm, Hugh Max	1942, 43
Helm, Walter M.	1936, 37, (38)
Henderson, Ronald Clyde	
Hennick, Ryan (Mgr.)	2004, 05, 06, 07
Henry, Jaron (Mgr.)	2010, 11
Hemdon, James Prugh	1917, 18, (19)
Hill, Jordan	2007, 08, 09
Hill, Solomon	2010, 11, 12, (13)
Hobbs, John Cole	1920, 22, 23
Hollis-Jefferson, Rondae	2014, 15
Honea, Robert L.	1949, 50, (51)
Hopkins, Robert Louis	1957, 58, (59)
Horne, Jamelle	2008, 09, 10, (11)
Howell, Jack R.	1949, 51, 52
Howell, Robert E.	1954
Huckestein, James W.	1971, (72)
Hudak, William C. (Mgr.)	1954, 56
Hull, T.Gordon	1924
Hunter, Jeremy (Mgr.)	2013, 14, 15, 16

**I**

Iguodala, Andre	2003, 04
Inglis, David L.	1953, 56
Irvine, Wm.C. (Mgr.)	1950
Irving, John L.	1973
Iselin, Albin A.	(1918)
Islas, Oscar H.	1952, 54

**J**

Jack, William Christian	1934
Jackson, George Dewar	1936, 37, 38
Jackson, Jake (Mgr.)	2006, 07, 08, 09, 10
Jackson, Keith	1982, 83, 84, 85
Jackson-Cartwright, Parker	2015, 16, 17, (18)
Jacobs, Gerald T.	1965
Jacobs, Rolf A.	1985, 86
Jacobson, Alex	2009, 10, 11, (12)
Jacoby, David Theodore	1921
Jefferson, Richard	1999, 2000, 01
Jenkinings, Tayson (Mgr.)	2019
Jenkins, Ortege	1998
Jensen, Joseph (Mgr.)	2003, 04, 05, 06
Jerrett, Grant	2013
Jeter, Chase	(2019), 20
Johnson, Albert J.	1963, 64, 65
Johns, Cliff	1993
Geldmacher, Jay L.	1974
Johnson, Chris	2014
Johnson, Deron	1991, 92
Johnson, George	1932, 33, (34)
Johnson, Leo C.	1949, 50, (51)
Johnson, Nick	2012, 13, (14)
Johnson, Roger E.	1950, 51, (52)
Johnson, Samuel H.	1936, 38, 39
Johnson, Stanley	2015
Johnson, Zane	2008, 09
Johnston, James H.	1950
Jones, Kory	2017, 18, 19, 20
Jones, Lamont	2010, 11
Jones, Mitchell E.	1976, 78
Jones, Percy Wonson	1907
Jones, Robin (Mgr.)	1970, 71, 72
Jordan, George Bernie	1938, 39, (40)
Jordan, Robert C.	1960
Judkins, Garland	2009
Jung, Brian E.	1976, 77
Jung, Mark	1982

**K**

Kain, Sidney L.	1952, 53
Kanner, Steven M.	(1975)
Keener, Joey (Mgr.)	2010, 11, 14
Kelley, Jarvis	1994
Kelly, William (Mgr.)	2007, 08, 09, 10
Kemmeries, William F.	1951, 52, (53)
Kentz, Joe (Mgr.)	1967, 68
Kerr, Steven D.	1984, 85, (86), (88)
Ketcham, Michael (Mgr.)	2017, 18, 19, 20
Kier, Justin	2022
Kilburn, Jackson (Mgr.)	2019
Kinkade, Kevin W.	1975
Kish, Michael (Mgr.)	2016, 17, 18
Klein, Joseph (Mgr.)	2020
Klumb, Griffin (Mgr.)	2018, 19
Koloko, Christian	2020, 21, 22
Korcheck, Matt	2014, 15
Kordik, Michael W.	(1968)
Kriisa, Kerr	2021, 22
Kurtz, Ken Joe	1965

**L**

Lampner, Leon (Mgr.)	1945
Larson, Bruce Alan	1949, 50
Larson, Dylan (Mgr.)	2017, 18, 19, 20
Larsson, Pelle	2022
Latimore, Dennis	2002
Lavender, Brendon	2009, 10, 11, 12
LaVetter, Charles N.	1964
Lavoy, Thomas E.	1963, 64, 65
Lawson, Thomas E.	1972, (73)
LaZar, Arthur M.	1961
Lazovich, Eli S.	1952, 53, 54, (55)
Lee, Ira	2018, 19, 20, 21
Lee, Jason	1997
Lee, Thomas C.	1969, 70, (71)
Lee, N. Warner	1959, 60
Leftault, Charles J.	1952, 53
Leiber, Henry Edward	1931
Leshner, Charles Zaner	1916
Lester, Walter Coyle	1924, 26
Levine, Aaron (Mgr.)	2010, 11, 12
Lewis, John William	1905
Lindstrom, E.Gordon	1967, 68
Lloyd, Gregory	1976
Locking, Bret Harlow	1920, 21, (22)
Lofton, Kenneth	1986, 87, 88, 89
Low, John H. (Mgr.)	1942, 43
Lubbers, Earl R.	1957
Luther, Ryan	2019
Lutich, Balbo J.	1951
Lutz, Cedric (Mgr.)	1932
Lyons, Mark	2013

**M**

Mack, Francis C.	1912, 13, (Mgr.), 15
Maffeo, James Stephen	1914, 15 (Mgr), 16, (17)





# ALL-TIME LETTERWINNERS

Magno, Jack	1982
Mains, Jordan	2020, 21, 22
Mann, William Gibson	1947, 48, (49)
Mannion, Nico	2020
Markkanen, Lauri	2017
Marsh, Chester L.	1925, 26
Marshall, Timothy D.	1976, 77, 78
Mason, Harvey J.	1987, 88, 89, 90
Mason, Trey	2014, 15
Mathurin, Benedict	2021, 22
Matulis, Adolph John	1941
Maxey, Sylvester A.	1976
Maxwell, Robert E. Jr.	1959
Mayes, Jordan	2011, 12, 13, 14
McAndrew, Patrick F.	1966
McClellan, Jawann	2005, 06, 07, (08)
McConnell, T.J.	(2014), (15)
McCray, Ernest C.	1958, 59, (60)
McIntyre, John Jacob	1946, 48
McKinney, Walter	1969, 70, 71
McLean, Joseph R.	1993, 94, 95, (96)
McMillan, Craig S.	1985, 86, 87, 88
McSherry, Frank J.	1916, 17
Mellon, Donald E.	1980, 82, 83
Mellon, Drew	2012, 13, 14, 15
Metz, Dean L.	1955, 56
Mikla, Tony, (Mgr)	1998, 99, 00, 01, 02
Millar, Leslie Creighton	1908, 09, 10
Miller, Austin (Mgr.)	2015, 16, 17, 18
Miller, Cameron (Mgr.)	2018
Miller, Charles W.	1925, 26, 27
Miller, Charles W.	1980, 81, 82
Miller, David (Mgr.)	2011, 12, 13
Miller, John Robert	1942, 43, 44
Mills, Christopher L.	1991, 92, (93)
Ming, Marcus Aurelius Smith (Mgr.)	1961
Mitchell, Lanny R.	1970, 71
Mitchell, Wm. (Mgr.)	1961
Moe, Richard L. (Mgr.)	1954, 55, 56, 57
Money, Eric V.	1973, (74)
Morales, Tony Leyva	1947, 48, 50
Morris, Lawrence Charles	1917
Mort, Anderson (Mgr.)	2020
Mosebar, David P.	1980
Mower, Richard Lee	1957, 58, (59)
Muehlebach, Lawrence M.	1988, 89, 90, (91)
Mueller, Robert Louis	1956, 57, 58
Muhlbach, Beau	2004
Murphy, Jack, (Mgr)	1999, 00, 01, 02, 03
Myers, Eddie M.	1969, 70, 71
Myles, Gilbert	1975, 76, 77

**N**

Naegle, Raymond Lynn	1940
Najera, Magarito (Mgr.)	2010, 11, 12, 13
Natyazhko, Kyril	2010, 11, 12
Nehls, Joseph A.	1978, 79, (80)
Nelson, Myron	1929, 30, (31)
Newsome, John	1966, 67
Nnaji, Zeke	2020
Nordyke, Spencer P. (Mgr.)	1930
Norman, Coniel	1973, (74)
Norris, William H. Jr.	1972
Nowell, Shane	2022
Nymeyer, Edward Fred	1956, 57, (58)

**O**

O'Donald, William A.	1955, 56, 57
O'Haco, Michael	1941
Oldham, James R.	1925
Olson, Isaac (Mgr.)	2020
Onobun, Fendi	2006, 07, 08, 09
Oosterveen, Ernest	1955, 56
Othick, Matt	1989, 90, 91, (92)
Ourauda, Tommy (Mgr.)	2017, 18
Owes, Raymond	1992, 93, 94, (95)

**P**

Pace, Roy (Mgr.)	1925
Padelford, John Carlton Jr.	1943, 47, (48)
Palm, Robert	1935
Parrom, Kevin	2010, 11, 12, (13)
Pastner, Josh	1997, 98, 99, 2000
Patten, Eugene V.	1924
Patten, Harold A.	1928, 29, 30
Payne, Andrew (Mgr.)	2014, 15, 16
Penner, Paul H.	1950
Perry, Jesse	2011, 12
Peters, Zach	2014
Peterson, Alan (Mgr.)	2005, 06, 07, 08, 09
Peterson, Charles Phillip	1945
Peterson, Wiley K.	1928
Peyton, David (Mgr.)	1954
Phelps, Wilford W.	1916, 17
Pickett, Theodis	1964, 65, 66
Pinder, Keanu	2017, 18
Pistor, William Jacob	1919, 20, 21, 22
Pitts, Elliott	2014, 15, 16
Pitts, Wm. E. (Mgr.)	1954
Ponsford, George A.	1932, 33, 34
Porter, Todd	1983
Porter, William A.	1915, 16
Post, James (Mgr.)	2000, 01, 02
Preininger, Clair B.	1935

Prince, J.P.	2006
Pritchett, Brent (Mgr.)	2018, 19, 20
Pryce, William M.	1918
Pugnale, Cooper (Mgr.)	2023, 14

**R**

Rachim, Abe (Mgr.)	1937
Raczynski, Adam (Mgr.)	2004, 05, 06, 07
Radenkovich, Nick (Mgr.)	2012, 13, 14, 15
Radenovic, Ivan	2004, 05, (06), (07)
Raffety, Jack	1931, (32)
Randolph, Brandon	2018, 19
Ranne, Jason	2001, 02, 03, (04)
Rappis, James M.	1973, 74, 75, (76)
Reagor, Ralph D.	1935
Rebstock, Duane	1909 (Mgr.), 10, 11
Redd, Hadie	1954, 55
Redfern, Milton L.	1927, 28
Reeves, Khalid	1991, 92, 93, (94)
Reeves, Robert William	1955, (56), (57)
Reynolds, A.S. (Mgr.)	1948, 50
Rhodes, Ralph Lyman	1913, 14
Rhodes, Raymond L. (Mgr.)	1948, 49
Rhodes, William A. (Mgr.)	1958
Richey, Jason	1994
Richmond, Lincoln A.	1944, 46, (47), 48, 49
Ricks, Claude Lee, Jr. (Mgr.)	1947, 48
Ridge, Warren C.	1956, 57, (58)
Ridgway, George Richard	1929, 30, (31)
Rigdon, Dylan M.	1993, 94
Riggs, John D.	1930
Rinde, Adam (Mgr.)	1988, 89, 90, 91
Ristic, Dusan	2015, 16, 17, 18
Robertson, George B.	(1909)
Robinson, Dwayne M.	1937
Rochlin, Abraham (Mgr.)	1937
Rodgers, Chris	2003, 04, 05, 06
Rooks, Sean Lester	1989, 90, 91, (92)
Root, Richard A.	1966, 67, 67
Rosenblatt, Luc (Mgr.)	2020
Rosborough, Greg (Mgr.)	2002, 03, 04, 05
Roth, Elijah (Mgr.)	2017, 18, 19, 20
Rountree, George	1953, 54, (55)
Rubin, Jacob (Mgr.)	2011
Ruman, Robert P.	1941, (42), 43
Rustand, Warren S.	1963, (64), 65

**S**

Salazar, Jose Urbano	1907, (08), 10
Sander, Ben (Mgr.)	2012, 13, 14, 15
Sancet, Frank	1929
Schlebaum, Wm. Michael	1958
Schmidt, Casey	1990, 91
Scholtzauer, Walter S.	(1935), 36
Schuff, David A.	1951
Schwertley, Michael	2000, 02
Scott, Gregg	1983
Scurlock, Dan A.	1961
Seal, James G.	1959
Seavey, John (Mgr.)	2013, 14, 15, 16
Seigle, Kenneth Garland	1937, 39
Sessions, Alm Preston	1913, 14, 15, (16)
Shakur, Mustafa	2004, 05, (06), (07)
Sheridan, Hayden (Mgr.)	2014, 2015, 16
Shoemaker, Tom R.	1951
Shumpert, D.J.	2009, 10
Sieger, Elias	1948
Silverstein, Louis	1944, 46
Simmons, Kobi	2017
Simon, Justin	2016
Simon, Miles	1995, 96, (97), (98)
Sirrine, George Keith	1945
Skaisgir, Joseph G.	1961, (62)
Skousen, Clarence	1925
Slonaker, Alter L.	1918, 19, (20)
Smallwood, Eugene E. (Mgr.)	1951
Smith, Clarence J., Jr. (Mgr.)	1951
Smith, Dylan	2018, 19, 20
Smith, Eddie	(1984), 85
Smith, Frank H. Jr.	1980, 81, (82), 83
Smith, John A.	1978, 79, 80, 81
Smith, Ray	2016, 17
Smitheran, William R.	1953, 54
Sorenson, George	1927, (28), (29)
Souter, James (Mgr.)	1958, (Mgr.) 50
Spahn, Robert G.	1964, 65, (66)
Spaulding, George Frederick	(1911)
Spence, Alec	2019
Spencer, Lucas	2008
Stamps, Roland A.	1968
Stanton, Allan Jaynes	1951, 52
Steele, James Charles	1945
Stevens, Russell L.	1960, 61
Stevens, Sam S.	1946
Stewart, Jason	1997, 98, 99
Stewart, Jesse Hobson	1905
Stickney, Andrew (Mgr.)	2016
Stokes, Edward K	1990, 91, 92, 93
Stoudamire, Damon	1992, 93, (94), (95)
Stoudamire, Salim	2002, 03, 04, (05)
Strigel, J. Donald	1928, 29, 30
Strong, Leon Henri	1909
Strong, Paul A.	1972, 73

Sullivan, James Daniel	(1912)
Sutton, Tom	1966
Swick-Vialo, Mitchell	1930

**T**

Tait, Michael	1984
Tangara, Mohamed	2006, 07, 08
Tarczewski, Kaleb	2013, (14), (15), (16)
Tatum, Tyler (Mgr.)	2010, 11, 12
Taylor, Greg	1983
Taylor, Morgan	1983, 85
Taylor, Phillip E.	1975, 76, 77, (78)
Tebbs, Quynn	1998
Terry, Dalen	2021, 22
Terry, Jason	1996, 97, 98, (99)
Tewksbury, Raymond W.	1931
Thomas, Justyn (Mgr.)	2015, 16, 17, 18
Thomas, Robert Russell	1921, 22, 23, 24
Thomason, Austin	1931
Thompson, Arthur Perry (Mgr.)	1908
Tolbert, Byron Thomas	1987, 88
Tollefsen, Mark	2016
Thompson, Harvey	1982, 83, 84
Torres, Filberto	2002, 03, 04
Torres, Paul (Mgr.)	2008
Tovrea, Harold Charles	1921, 22, (23), (24)
Tovrea, J. Howard (Mgr.)	1928
Trask, William T. (Mgr.)	1970
Treat, James M. (Mgr.)	1972
Trier, Alonzo	2016, (17), (18)
Trillo, Tyler	2017, 18
Triniman, Richard	1923
Troutt, Maurice Kenneth	1949, 50
Troutz, Andrew Jack	1946
Truman, Irvong F.	1913, 14
Tubelis, Auzuolas	2021, 22
Tubelis, Tautvilas	2021, 22
Tucker, Ben (Mgr.)	2008, 09, 10, 11
Turley, Harold E.	1934, 35
Turner, Joe L.	1985, 86, 87, 88
Turner, John M. (Pat)	1936
Turner, John W. Jr.	1930
Turner, Josiah	2012
Tyler, C.J. (Mgr.)	2016, 17, 18, 19

**U**

Udall, Calvin H.	1945
Udall, Morris K.	1942, (47), 48
Udall, Stewart Lee	1939, 40, 46
Ugrin, John A.	1969, 71
Underhill, Howard Lawrence Talcott	1911 (Mgr.) 12

**V**

Van Atta, Thomas A. (Mgr.)	1955
Van Coevering, James	1969, 70
Van Dusan, Robert E.	1923
Van Hook, Jack R.	1936
Van Keuren, Jordan (Mgr.)	2010
Vasey, Kyle (Mgr.)	2012, 13, 14
Verdejo, Jesus	2005
Vialo, Mitchell Swick	1930
Vickers, Elmer Francis Jr.	1934, 35, (36)
Vlahogorge, John	1982

**W**

Wagner, Joseph William	1955, (56)
Wakefield, James H.	1973, 74
Walker, Rickey	1982
Wallace, Thomas Jay	1918, 19, (21), 22
Walters, Charles N. (Mgr.)	1936
Walters, Kirk	2004, 05, 06, 08
Walton, Luke	2000, 01, (02), (03)
Warford, Ralph Elmo	1935, 36, (37)
Warner, William	1969, 70, 71
Warnock, Harold Charles	1932, 33, 34
Warren, Isaiah (Mgr.)	2014, 15, 19, 20
Washington, Herbert A.	1907
Webb, Wilber C.	1930
Weese, Charles Wm.	1960, (61)
Welton, Rex M.	1967, 68, 69
Weigl, Nathan (Mgr.)	2001, 02, 03, 04
Weitman, Grant	2021, 22
Wessel, Justin	1998, 99, 2000, (01)
Westfall, Leslie	1940, 41, 42
Weyand, Matthew	2018, 19, 20, 21
Wheatley, Bruce M.	1986
Wiepking, Max	2010, 11, 12, 13
Williams, Brandon	2019
Williams, Brian C.	1990, 91
Williams, Corey	1993, 94, 95, (96)
Williams, Derrick	2010, 11
Williams, Joe (Mgr.)	2002, 03, 04, 05
Williams, Marcus	2006, 07
Williams, Peter	(1984), 85
Williams, Thomas	1977, 78
Wilson, Gordon Kenneth	1954
Wilson, Puntus	1983
Wilson, Traves	1999
Winters, Ralph Curtis	1935
Wise, Dondre	2010, 11, 12
Wise, Nic	2007, 08, (09), (10)
Wolfin, Hugh M.	1907
Womack, Wayne	1989, 90, 91, (92)
Wood, Osie Leon III	1980
Wooddell, Charles Edward	1905

Woods, Loren	2000, (01)
Wright, Michael	1999, 2000, 01
Wuerdeman, Emil K.	1905
Wuerdeman, Walter Henry	1910

**Y**

York, Gabe	2013, 14, 15, (16)
Young, Robert Kirk	1960, 61, 62
Yurkovich, Dan	1945

**Z**

Zahn, Andrew	2002
Zeller, Miles Murton	1959
Zeno, Michael G.	1979

( ) Captain

## Head Coaches

Davis, Walter	1924-25
Enke, Fred A.	1925-61
Kates, Orin A.	1904-06
Kleeberger, Frank L.	1911-12
Larson, Bruce	1961-72
Lindsey, Ben	1982-83
Lloyd, Tommy	2021-Pres.
McKale, J.F.	1914-21
Miller, Sean	2009-21
Olsen, Lute	1983-2007
O'Neill, Kevin	2007-08
Pennell, Russ	2008-09
Pierce, James H.	1921-23
Quigley, Raymond L.	1912-14
Rosborough, Jim	2000-01
Snowden, Fred	1972-82
Stanley, Basil	1923-24
Unkown	1906-11

## Assistant Coaches (Since 1953)

Burmeister, Ken	1983-86
Byrdson, Ricky	1982-88

**D**

Dempsey, Cedric	1963-66
Dunlap, Mike	2008-09

**E**

Evans, Jessie	1988-97
---------------	---------

**F**

Fois, Riccardo	2021-pres.
Frink, Mike	1978-81

**G**

Gainey, Justin	2018-20
Geary, Reggie	2007-09
Gordy, Len	1977-82

**H**

Hansen, Bob	1969-73
Heintz, Gary	1981-82
Holmes, Jerry	1972-75, 1977-83

**J**

John, Jay	1998-02
Johnson, Albert	1968-72
Johnson, Phil	1993-98

**L**

Larson, Bruce	1958-61
Lee, Warner	1961-63

**M**

Maxey, Ken	1973-77
McAndrews, Tony	1987-93
Miller, Archie	2009-11
Murphy, Jack	2019-pres.

**O**

O'Neill, Kevin	1986-89
----------------	---------

**P**

Pasternack, Joe	2011-17
Pastner, Josh	2002-08
Peters, Danny	2018-21
Phelps, Mark	2015-19

**R**

Richardson, Emanuel	2009-17
Robinson, Steve	2021-pres.
Romar, Lorenzo	2017-18
Rosborough, Jim	1989-07
Rountree, George	1958-60
Rustand, Warren	1966-68

**S**

Sancet, Frank	1953-58
Simon, Miles	2005-08
Sneed, John	1976-77
Stanton, Alan	1956-58
Stoudamire, Damon	2013-15

**T**

Tention, Rodney	1997-05
Terry, Jason	2021
Thompson, Scott	1983-87
Toney, Dave	1975-76

**W**

Whitford, James	2009-13
-----------------	---------



# JERSEY NUMBERS (SINCE 1940)

**00**  
Gilbert Myles, G, 1975-78  
Anthony Cook, F, 1986-89

**0**  
Gilbert Arenas, G, 2000-01  
Jerryd Bayless, G, 2008  
Dondre Wise, G, 2011-12  
Parker Jackson-Cartwright, G, 2015-18  
Josh Green, G, 2020  
Benedict Mathurin, G/F, 2021-22

**1**  
Leon Wood, G, 1980  
Fendi Onobun, F, 2009  
Kyryl Natyazhko, C, 2010-11  
Sidiki Johnson, F, 2012  
Gabe York, G, 2013-16  
Rawle Alkins, G, 2017-18  
Devonaire Doutrive, G, 2019  
Nico Mannion, G, 2020  
Daniel Batcho, F, 2021  
Shane Nowell, G, 2022

**2**  
Luke Recker, G/F, 2000  
Michael Wright, F, 2001  
Isaiah Fox, C, 2003-06  
Zane Johnson, F, 2008-09  
Daniel Bejarano, G, 2000-01  
Mark Lyons, G, 2013  
Ray Smith, G/F, 2016  
Kobi Simmons, G, 2017  
Brandon Williams, G, 2019-20  
Adama Bal, G, 2022

**3**  
Garland Seigle, G, 1940  
Gail Standage, F, 1945  
Tony Morales, F, 1949-50  
Art Carroll, F, 1951  
Haddie Redd, F, 1952  
Jackson Eddy, F, 1953  
Rudy Garcia, G, 1957  
Jon Conner, G, 1959-60  
Khalid Reeves, G, 1991-94  
Loren Woods, C, 2000-01  
Will Bynum, G, 2002-03  
Marcus Williams, G, 2006-07  
Kevin Parrom, G/F, 2010-13  
Craig Victor, F, 2015  
Justin Simon, G, 2016  
Dylan Smith, G, 2018-20  
Jemarl Baker Jr., G, 2021  
Pelle Larsson, G, 2022

**4**  
L.J. Cox, C, 1940  
Helm Hugh, G, 1941  
Sidney J. McDuff, G, 1945  
William Storie, F, 1946  
Leo Johnson, G, 1950-51  
Jon Bruner, F, 1952-53  
Rick Dienes, G/F, 1960  
Bill Mower, G, 1960-61  
Buster Forbes, G, 1962  
Ben Davis, C, 1995-96  
Luke Walton, F, 2000-2003  
Garland Judkins, G, 2009-10  
T.J. McConnell, G, 2014-15  
Chase Jeter, C, 2019-20  
Dalen Terry, G, 2021-22

**5**  
John Black, G, 1940-41  
Jimmy Steele, F, 1945  
Tim Ballantyne, C, 1946  
Leon Blevins, F, 1949-50  
Dave Schuff, F, 1951  
Oscar Islas, F, 1952  
Rudy Castro, G, 1953  
Terry Coyle, G, 1955  
Frank Nelson, G, 1957  
Andy Liechty, F, 1959  
Bill Mower, G, 1960-61  
Buster Forbes, G, 1962  
Ruben Douglas, G, 1999  
Travis Hanour, G, 2001-02  
Jawann McClellan, G, 2005-08  
Robert Arvizu, G, 2011-12  
Stanley Johnson, F, 2015  
Kadeem Allen, G, 2016-17

Brandon Randolph, G, 2018-19  
Max Hazzard, G, 2020  
Tibet Gorener, F, 2021  
Justin Kier, G, 2022

**6**  
Mike O'Haco, G, 1940  
Bob Ruman, F, 1941  
John Angulo, F, 1945-46

**7**  
Don Gatchel, F, 1940-41  
Jack Troutz, F, 1945-46

**8**  
Dave Hood, G, 1940  
Mike O'Haco, F, 1941  
Louis Silverstein, G, 1945-46

**9**  
Wilmer Harper, F, 1940-41  
Paul Lerado, G, 1945  
Fred W. Enke, F, 1946

**10**  
Lynn Naegle, F, 1940-41  
Philip Peterson, C, 1945  
William Elder, F, 1946  
Jim Steele, F, 1948  
Jon Conner, G, 1959-60  
Wes Flynn, G, 1962-63  
Ken Kurtz, G, 1965  
Walt McKinney, G, 1969-71  
Joe Nehls, G, 1977  
Russell Brown, G, 1978-81  
Brock Brunkhorst, G, 1982-85  
Jason Richey, G, 1994  
Mike Bibby, G, 1997-98  
Lauri Markkanen, F, 2017  
Ryan Luther, 2019  
Jemarl Baker Jr., G, 2020  
Azuolas Tubelis, F, 2021-22

**11**  
Leslie Westfall, C, 1940  
Adolph Matulis, G, 1941  
Stewart Udall, G, 1946  
Jim Troutt, F, 1949-51  
Ed Fender, G, 1952  
Ted Lazovich, F, 1955  
Rudy Garcia, G, 1959  
Bob Jordan, G, 1960  
Wes Flynn, G, 1962  
Chuck Lavetter, G, 1963  
Bob Spahn, G, 1966  
John Padelford, G, 1969  
Lanny Mitchell, G, 1970-71  
Jim McLaughlin, G, 1972  
Maxey Sylvester, G, 1976  
Michael Tait, G, 1984-85  
Kenny Lofton, G, 1986-89  
Casey Schmidt, G, 1990-91  
Dylan Rigdon, G, 1994  
Kelvin Eafon, G, 1995-96  
Travis Wilson, G, 1999  
Jason Ranne, G, 2001-04  
David Bagga, G/F, 2006-09  
Josiah Turner, G, 2012  
Aaron Gordon, F, 2014  
Allonzo Trier, G, 2016  
Ira Lee, F, 2018-21  
Oumar Ballo, C, 2022

**12**  
George Jordan, F, 1940  
Harry Chambers, C, 1941  
Robert Fitzpatrick, G, 1945  
Marvin Borodkin, G, 1946  
Bob Honea, F, 1949-51  
Tom Cash, F, 1952  
David Inglis, G, 1953  
John Cushman, F, 1957  
Andy Liechty, F, 1959  
Bob Jordan, G, 1960  
Bill Decker, G, 1962  
Dennis Albright, F/G, 1963-65  
Pat McAndrew, G, 1966-67  
Roland Stamps, G, 1968  
Mark Scurich, G, 1970  
Ron Allen, G, 1973-74  
Gary Harrison, G, 1975-77  
Tommy Williams, G, 1978

Ricky Walker, G, 1981-82  
Puntus Wilson, G, 1983  
Matt Othick, G, 1989-92  
Josh Pastner, G, 1997-00  
Fil Torres, G, 2003-04  
Daniel Dillon, G, 2005-08  
Lamont Jones, G, 2010-11  
Ryan Anderson, F, 2015-16  
Justin Coleman, 2019

**13**  
Carl Cameron, G, 1940  
Art Mallamo, G, 1941  
Keith Sirrine, G, 1945  
Ernie McCray, F, 1959-60  
Bill Decker, G, 1962  
Rolf Jacobs, F, 1985-87  
Donnell Harris, F, 1995-98  
Andrew Zahn, F, 2001-02  
Chris Rodgers, G, 2003-06  
Nic Wise, G, 2007-10  
Nick Johnson, G, 2012-14  
Deandre Ayton, F, 2018  
Stone Gettings, F, 2020  
James Akinjo, G, 2021

**14**  
Carl Berra, F, 1940  
Lauren Batty, G, 1941  
Donald Higgins, C, 1945  
C.L. Bradford, F, 1946  
Art Carrol, G, 1949  
Manuel Gutierrez, G, 1950  
Bob Davis, G, 1951  
Web Small, G, 1952  
Allan Stanton, G, 1953  
Bill Wagner, G, 1955  
Dick Mowher, F, 1959-60  
Kirk Young, F, 1960-62  
Albert Johnson, C/F, 1963-65  
Bill Davis, F/C, 1967-68  
Bill Warner, G, 1969-71  
Gene Moore, F, 1972  
Eric Money, G, 1973-74  
Steve Kanner, G, 1975  
Tom Ehlmann, G, 1976  
John Smith, G, 1978-81  
John Vlahgeorge, G, 1982  
Ken Ensor, G, 1983  
Eddie Smith, F, 1984-85  
Jason Richey, G, 1995  
James Harbour, G, 1996  
Ortege Jenkins, G, 1997  
Michael Schwertley, F, 2000-01  
Peter Hansen, F, 2002  
Beau Muhlbach, G, 2004-05  
Mohamed Tangara, F, 2006-08  
Brendon Lavender, G, 2009  
Kyryl Natyakhko, C, 2012  
Dusan Ristic, C, 2015-18

**15**  
Tom Allan, F, 1940-41  
Harold Goodman, F, 1945-46  
Jack Howell, 1951  
Kevin Rountree, F, 1953-55  
Wayne Burke, F, 1959  
Kirk Young, F, 1960-62  
Warren Rustand, G, 1963-65  
Dick Root, F, 1966-68  
Warren Flagg, G, 1970  
Scott Gardner, G, 1972  
Jim Rappis, G, 1973-76  
Steve Lake, G, 1978  
Ron Davis, F, 1980-81  
Pete Murphy, G, 1982  
Joe Mclean, G, 1993-96  
John Ash, G, 1998-01  
Mustafa Shakur, G, 2004-07

**16**  
William Flake, G, 1940-41  
Robert Kryder, C, 1945  
John McIntyre, F, 1946

**17**  
Stewart Udall, G, 1940  
Les Westfall, C, 1941  
Clarence Capps, G, 1945  
Lincoln Richmond, F, 1946  
Sam Stevens, C, 1946  
Al Kivel, F, 1947

**18**  
Gerald Badgett, G, 1946

**19**  
Billy Mann, G, 1947  
Roman De Sanctis, F, 1949  
Howard Lopzich, G, 1950  
Roy Brown, G, 1953

**20**  
John Padelford, F, 1947-48  
Bill Boyer, F, 1950  
Oscar Bueno, F, 1951  
Larry Ewald, C, 1959  
Dick Cunningham, G, 1960  
Dan Breck, C, 1962  
Eddie Brown, G, 1963  
Chuck LaVetter, G, 1964  
Dennis Rajcich, G, 1968-70  
Greg Lloyd, F, 1977  
Troy Cooke, G, 1983-84  
Craig McMillan, G, 1985-88  
Damon Stoudmire, G, 1992-95  
Salim Stoudmire, G, 2002-05  
Dondre Wise, G, 2010  
Jordin Mayes, G, 2011-14  
Kadeem Allen, G, 2015  
Talbot Denny, F, 2018  
Tautvilas Tubelis, F, 2021-22

**21**  
Max Spillsbury, C, 1947  
Cecil Crouch, F, 1948-49  
Roger Johnson, G, 1950-52  
James Brown, G, 1953  
Allan Stanton, G, 1955  
Dan Breck, C, 1962  
Jim Douglas, G, 1963  
Jamie Foster, F, 1965  
Gordon Lindstrom, F, 1966  
Mike Welton, G, 1967-69  
Charles McKee, G, 1970  
Jim Huckstein, G, 1971  
Dick Mowher, F, 1959-60  
Jim Huckstein, G, 1972  
Jim McLaughlin, G, 1973  
Len Gordy, G, 1974-77  
Robbie Dosty, F, 1978-81  
Keith Jackson, F, 1982-85  
Eric Cooper, G, 1986-87  
Brian Williams, C/F, 1990-91  
Brian Nelson, G, 1992  
Etdrick Bohannon, C, 1993  
Andy Brown, F, 1994  
Bennett Davison, F, 1997-98  
Michael Wright, F, 1999-2000  
Hassan Adams, G, 2003-06  
Kyle Fogg, G, 2009-12  
Brandon Ashley, F, 2013-15  
Chance Comanche, C, 2016-17  
Jordan Brown, F, 2020-21

**22**  
Link Richmond, F, 1947-49  
Honon Thomas, F, 1950  
Gayle Smith, G/F, 1951  
George Roundtree, G, 1952  
Frank Nogales, F, 1953  
Bill O'Donald, F, 1955  
Cal Durand, G, 1957  
Rudy Garcia, G, 1959  
Rick Dienes, G/F, 1960  
Keith Frye, G, 1962  
Charlie Cook, G, 1963-64  
Buddy Doolen, G, 1963-65  
Nyal Leslie, G, 1966  
Bradley Greene, G, 1967-68  
Larry Rote, G, 1970  
John Bradley, F, 1972  
Coniel Norman, G/F, 1973-74  
Herman Harris, G/F, 1974  
Tom Ehlman, G, 1975  
Tim Marshall, F, 1976-78  
Ray Donnelly, F/G, 1979-80  
Greg Cook, F, 1981-1982  
Greg Scott, G, 1983  
Ken Ensor, G, 1984  
Bruce Fraser, G, 1985-87  
Ray Owes, F, 1992-95  
Rick Anderson, F, 1999  
Jason Gardner, G, 2000-03  
Zeke Nnaji, F, 2020

**23**  
Tony Morales, F, 1947-48  
Jack Voorhies, G/F, 1950  
John Peterson, C, 1951  
Charles Leftault, G, 1952-53  
Haddie Red, G, 1955  
Larry Ewald, C, 1959  
Dick Cunningham, G, 1960  
Keith Frye, G, 1962  
Jammies Foster, F, 1963  
Ted Pickett, F, 1965-66  
Gordon Lindstrom, F, 1967-68  
Wayne Burke, F, 1959  
Tom Lee, F, 1969-71  
Bill Norris, G, 1972  
Greg Lloyd, G, 1976  
Tom Tolbert, C/F, 1987-88  
Deron Johnson, F/G, 1990-93  
Michael Dickerson, F, 1995-98  
Lamont Frazier, G, 2000-01  
Jesus Verdejo, G, 2005-06  
Derrick Williams, F, 2010-11  
Rondae Hollis-Jefferson, F, 2014-15  
Mark Tollefson, F, 2016  
Alex Barcello, G, 2018-19

**24**  
Steve Chalmers, F, 1947  
Murray Hammock, G, 1948  
George Greene, G, 1948-50  
Bill Kemmeries, F, 1951-53  
Ernie Oosterveen, G, 1955  
Louis Hopkins, G, 1959  
Mike Schleibaum, F, 1960  
Eddie Brown, G, 1962  
Dan Breck, C, 1963-64  
Kevin Kelly, F, 1966  
Wayne McDonald, F, 1967  
John Ugrin, F, 1969  
Youree Myers, G, 1971  
Ed Weatherspoon, G, 1972  
Randy Echols, G/F, 1973  
Herman Harris, G/F, 1975-77  
Joe Nehls, G, 1978-1980  
Jeff Collins, G, 1981-1982  
David Haskin, G/F, 1983-86  
Matt Muehlebach, G, 1988-91  
Sean Allen, G/F, 1992  
Quynn Tebbis, G, 1997-99  
Russell Harris, G, 2001  
Andre Iguodala, F, 2003-04  
Fendi Onobun, F, 2006-08  
Brendon Lavender, G, 2010-12  
Elliott Pitts, G, 2014-16  
Ray Smith, G/F, 2017  
Emmanuel Akot, G, 2018  
Kim Aiken Jr., F, 2022

**25**  
Joe Cherry, G, 1947  
Bill Mann, G, 1948-49  
Cecil Crouch, F, 1950  
Bill Lutich, C/G, 1951  
Jim Johnston, F, 1952  
William Smitheran, G, 1953  
Lee Warner, F, 1959-60  
Jon Crawford, G, 1959  
Mike Schleibaum, F, 1960  
Eddie Brown, G, 1962  
John Newsome, G, 1966-67  
Tony Hatch, G, 1968  
Tom Lawson, F, 1970  
Ron Fuller, G/F, 1976  
Steve Kerr, G, 1984-88  
Dylan Rigdon, G, 1993  
Keanu Pinder, F, 2017-18  
Kerr Kriisa, G, 2021-22

**26**  
George Genung, G, 1947  
John McIntyre, G/F, 1948  
Bruce Larson, F, 1949  
Bill Lutich, C, 1950

**27**  
Tim Ballantyne, C, 1947  
Steve Chalmers, F, 1948  
Allen Stanton, G, 1951  
Larry Brown, G, 1953



# JERSEY NUMBERS

## 28

Sam Stevens, C, 1947

## 29

Tim Borodkin, G, 1947  
Elias Siegerg, G, 1948  
Bob Verbica, F, 1950

## 30

Junior Crum, C, 1947-48  
Jim Johnston, F, 1950  
Leon Goar, F, 1955-57  
Ernie McCray, F, 1959-60  
Don Wright, G, 1951  
Charlie Cook, G, 1962  
Regis Dauk, G, 1963  
Harvey Fox, F, 1964-66  
Mickey Foster, F/G, 1968-70  
Tom Lawson, G/F, 1971-72  
Wayne Womack, F, 1989-92  
Justin Wessel, F, 1997-01  
Matt Brase, F, 2004-05  
J.P. Prince, G, 2006-07  
Angelo Chol, F, 2012-13

## 31

Fred W. Enke, G, 1947-48  
Rudy Delgado, C/F, 1949  
Jim Dunlap, C, 1950-53  
Bill Smitheran, G, 1951  
Leon Goar, F, 1955  
Jim Brittain, C, 1959  
Bill Weese, G, 1960  
Charlie Cook, G, 1962  
Joe Nehls, G, 1979  
Frank Smith Jr., F, 1980-83  
Marty Barmantloo, F, 1994-95  
Jason Terry, G, 1996-99  
Matt Korcheck, F, 2014-15  
Terrell Brown Jr., G, 2021

## 32

Joe Cherry, C, 1948-49  
Ned Darnall, C, 1950  
Sid Kain, C, 1951-53  
Frank Craig, F, 1955  
Gene Baldwin, G, 1957  
Jim Brittain, C, 1959  
Bill Weese, G, 1960  
Larry Harris, F, 1962-64  
Mike Aboud, F, 1965-67  
Richard Barnes, F, 1968-70  
Phil Edwards, F, 1971  
Dave Burns, C/F, 1973-75  
Larry Demic, F, 1976-79  
Ernest Taylor-Harris, C, 1982  
Pete Williams, F/C, 1984-85  
Sean Elliott, G/F, 1986-89

## 33

Morris Udall, C, 1947-48  
Junior Crum, C, 1949  
Paul Penner, C, 1950  
Jerry Dillon, C, 1951-52  
T.J. Case, G, 1953  
Darrell Blankinship, C, 1955  
Dick Mower, G, 1957  
Miles Zeller, G, 1959-60  
Bill Weese, G, 1961  
Larry Harris, F, 1962  
Tom LaVoy, F, 1963-65  
Roger Brautigam, G, 1966  
Warren Anderson, F, 1968-70  
Greg Aitchinson, F, 1972  
Brian Jung, C, 1976-77  
Rick Whyte, G, 1978  
Greg Hawthorne, C, 1979-80  
Mark Jung, C, 1982  
Todd Porter, G/F, 1983  
Joe Turner, C/F, 1985-87  
Ron Curry, F, 1989  
Corey Williams, F, 1993-96  
Eugene Edgerson, F, 1997-01  
Rick Anderson, F, 2003  
Mohamed Tangara, F, 2005  
Lucas Spencer, G, 2008  
D.J. Shumpert, F, 2009-10  
Jesse Perry, F, 2011-12  
Grant Jerrett, F, 2013  
Zach Peters, 2014

## 34

Bill O'Donald, F, 1957  
Miles Zeller, G, 1959-60  
Regis Dauk, G, 1962  
Dale Deschamps, F, 1973  
Steve Kanner, G, 1974  
Mitchell Jones, F, 1975-78  
John Hutcherson, F, 1979-80  
Harvey Thompson, G, 1981-84  
Brian David, F, 1986-90  
Morgan Taylor, F, 1985  
Tony Clark, G/F, 1991  
Miles Simon, G, 1995-98  
Dennis Lattimore, F, 2002-03  
Chase Budinger, F, 2007-09

## 35

Warren Ridge, G, 1957  
Louis Hopkins, G, 1959  
Ken Harris, F, 1960  
Regis Dauk, G, 1961-62  
Lynard Harris, C, 1973  
Kevin Kincade, F, 1974  
Tim Marshall, F, 1975  
Ron Fuller, G, 1977-78  
Donald Mellon, F/G, 1979-83  
Jud Buechler, F, 1987-90  
Rick Anderson, F, 2000-02  
Kaleb Tarczewski, C, 2013-16  
Allonzo Trier, G, 2017-18  
Christian Koloko, C, 2020-22

## 40

Terry Coyle, G, 1957  
Jon Crawford, G, 1959  
Ken Harris, F, 1960  
Dan Scurlock, C, 1962  
Monte Clausen, C, 1963  
Tom Sutton, C, 1965-66  
Bill Wilson, C, 1968  
Rick Allen, F, 1970  
John Ugrin, F, 1971  
Lynard Harris, F/C, 1972  
Jarvis Kelley, F, 1994-95  
Jason Lee, G, 1997  
Loren Woods, C, 1999

## 41

Bob Mueller, F, 1957  
Mike Schleibaum, G, 1959  
Marv Dutt, F, 1960-61  
Bob Hansen, 1964-66  
James Hansen, F, 1967-69  
John Harbour, F, 1969  
Bruce Anderson, F, 1970-72  
Tom Lawson, F, 1973  
John Bradley, F, 1974  
Bob Aleksa, C, 1975-77  
Raymond Murdock, F/G, 1978  
Jack Magno, F, 1982-83  
Ed Stokes, F/C, 1990-93

## 42

Bill Reeves, F, 1955-57  
Mike Schleibaum, G, 1959  
Marv Dutt, F, 1960-61  
Lee Engbretson, C/F, 1963  
Ralph Miller, C, 1967  
John Harbour, F, 1968  
Bill Wilson, C, 1970  
Paul Strong, F, 1971-73  
Jay Geldmacher, F, 1974-77  
Perry Novelli, G, 1978-79  
Sean Rooks, C, 1988-90  
Chris Mills, F/G, 1990-93  
A.J. Bramlett, C, 1996-99  
Janelle Horne, F, 2008-11

## 43

Ed Nymeyer, F, 1957  
Jim Seal, F, 1959  
Lee Warner, F, 1959-60  
Joe Skaisgir, F, 1961-62  
Gerald Jacobs, 1965-67  
Jim VanCoeving, C, 1968-70  
Phil Edwards, C, 1972  
Jordan Hill, F, 2007-09

## 44

Bob McInerney, C, 1959  
Russ Stevens, C, 1960-61  
Mike Kordik, C, 1966-68  
Eddie Myers, C, 1969  
Phil Edwards, C, 1973  
Jerome Gladney, F, 1974-77  
Michael Zeno, F, 1979-80  
Kevin Roundfield, F, 1982  
Andy Woodtli, C, 1984  
Harvey Mason, G, 1987-90  
Reggie Geary, G, 1993-96  
Richard Jefferson, F, 1999-01  
Chris Dunn, F, 2003  
Bret Brielmaier, F, 2005-08  
Solomon Hill, F, 2010-13  
Trey Mason, G, 2014-16

## 45

Lou Hopkins, C, 1957  
Russ Stevens, C, 1960-61  
Bruce Wheatley, C, 1986-87  
Mark Georgeson, C, 1988-89  
Sean Rooks, C, 1990-92  
Channing Frye, C, 2002-05  
Ross Davidson, F, 2010

## 50

Robert Maxwell, G, 1959  
Carl Wheeler, F/C, 1960  
Monte Clausen, C, 1962  
David Mosebar, C, 1980-81  
John Edgar, C, 1985-86  
Joseph Blair, F/C, 1993-96  
Alex Jacobson, C, 2008-12  
Jacob Hazzard, G, 2013-16  
Tyler Trillo, G, 2017-18  
Alec Spence, 2019  
Jordan Mains, G, 2020-22

## 51

Robert Maxwell, G, 1959  
Carl Wheeler, F/C, 1960  
Monte Clausen, C, 1961-62  
Kevin Flanagan, F, 1990-94  
Quinton Crawford, G, 2012-13  
Paulo Cruz, G, 2016-17

## 52

Lee Warner, F, 1960  
Gary Tucker, C, 1962  
Jim Wakefield, C, 1973-74  
Phil Taylor, F, 1975-78  
Charles Miller, C/F, 1979-82  
Morgan Taylor, F, 1983  
Greg Taylor, F, 1983-84  
Jason Stewart, G, 1998-99  
Isaiah Fox, C, 2002  
Max Wiepking, F, 2010-13  
Chris Johnson, F, 2014  
Kory Jones, G, 2017-20

## 53

Earl Lubers, C, 1957  
Dan Scurlock, C, 1961-62  
Grant Weitman, G, 2021-22

## 54

Jim Seal, F, 1959  
Doug Chapman, C, 1960  
Dan Scurlock, C, 1962  
Al Fleming, F, 1973-76  
Phil Taylor, C, 1978  
Van Beard, C, 1984  
Robertas Javotkas, C, 2000  
Kirk Walters, C, 2004-08  
Eric Conklin, 2014  
Matthew Weyand, 2018-21

## 55

Bob McInerney, C, 1959  
Doug Chapman, C, 1960  
Art Lazar, F, 1961  
Gary Tucker, C, 1962  
Eddie Myers, C, 1970-71  
John Irving, F, 1973  
Bob Elliott, C, 1974-77  
John Belobradyc, F/C, 1979-83  
Ivan Radenovic, F, 2005-07  
Drew Mellon, F, 2012-15  
Jake DesJardins, F, 2017-20



# INDIVIDUAL CAREER STATS

Name	Years	GP	GS	Min	MPG	FG	FGA	Pct.	3FG	3FGA	Pct.	FT	FTA	Pct.	OR	DR	Tot	RPG	PF	D	A	TO	Blk	S	Pts.	Avg.	
Mike Aboud	1965-67	63				177	399	.444				63	100	.630			408	6.5	182	9					417	6.6	
Hassan Adams	2003-06	130	100	3609	27.8	750	1503	.499	75	241	.311	243	345	.704	319	387	706	5.4	263	3	259	255	85	238	1818	14.0	
Sol Ahee	1945	6				3						1	1	1.000					7	0					7	1.2	
Kim Aiken Jr.	2022	7		94	13.5	13	27	.481	9	16	.563	0	2	.000	8	16	24	3.4	8	0	14	3	2	7	35	5.0	
James Akinjo	2021	26	26	908	34.9	124	327	.379	53	130	.408	104	127	.819	8	51	59	2.3	51	0	141	60	0	37	405	15.6	
Emmanuel Akot	2018	31	4	321	10.4	21	54	.389	9	24	.375	5	11	.455	11	23	34	1.1	26	0	26	19	3	6	56	1.8	
Dennis Albright	1963-65	26				21	47	.447				16	28	.571			22	0.8	5	0					58	2.2	
Bob Aleksa	1974-77	25		2.5	0.1	11	22	.500				10	16	.625			23	0.9	5	0	0	0	0	0	32	1.3	
Sean Ale	1992	11	0	40	3.6	7	15	.467				9	14	.643		2	7	9	0.8	4	0	0	5	3	2	23	2.1
Rawle Alkins	2016-18	60	57	1760	29.3	242	538	.450	77	211	.365	145	199	.729	100	193	293	4.9	131	2	134	126	34	62	706	11.8	
Kadeem Allen	2016-18	68	61	1867	27.5	207	451	.459	50	125	.400	153	211	.725	20	223	243	3.6	165	3	222	133	48	88	617	9.1	
Rick Allen	1970	4				0	0	.000				4	4	1.000				3	0.8	0	0				4	1.0	
Ron Allen	1973-74	49				181	397	.456				51	74	.689			91	1.9	95	2	69				413	8.4	
Tom Allin	1940-44	41				28						18	35	.514						17	0				74	1.8	
Bruce Anderson	1970-72	69				338	767	.441				130	235	.553			546	7.9	182	3					806	11.7	
Rick Anderson	1999-03	124	70	2496	20.1	354	739	.479	84	233	.361	176	247	.713	218	354	572	4.6	275	10	146	142	64	66	968	7.8	
Ryan Anderson	2016	33	33	963	29.1	174	319	.545	2	7	.286	155	208	.745	99	235	334	10.1	69	1	26	63	20	23	505	15.6	
Warren Anderson	1968-70	25				18	48	.375				12	27	.444			44	1.8	23	1					48	1.9	
John Angulo	1944-46	16				2						3	3	1.000					8	0					7	0.4	
Gilbert Arenas	2000-01	70	64	2137	30.5	395	847	.466	107	296	.361	208	282	.738	68	201	269	3.8	165	4	155	188	16	136	1105	15.8	
Robert Arvizu	2011-12	6	0	10	1.7	0	0	.000	0	0	.000	2	2	1.000	1	0	1	0.2	3	0	0	3	0	0	2	0.3	
John Ash	1997-01	48	1	161	3.4	5	17	.294	2	7	.286	20	29	.690	3	15	18	0.4	16	0	7	18	0	4	32	0.7	
Brandon Ashley	2013-15	95	81	2383	25.1	352	678	.519	26	68	.382	249	344	.724	164	346	510	5.4	272	9	71	146	59	55	979	10.3	
Deandre Ayton	2018	35	35	1172	33.5	276	451	.612	12	35	.343	140	191	.733	118	287	405	11.6	81	3	57	69	66	20	704	20.1	
Badgett	1946	1				12						4	9	.444					7	0					26	2.4	
David Bagga	2006-09	26	0	42	1.6	9	19	.474	5	12	.417	2	2	1.000	0	4	4	0.2	6	0	0	6	0	2	25	1.0	
Jemari Baker Jr.	2020-21	44	12	972	22.1	114	301	.379	60	175	.343	39	47	.830	13	96	109	2.5	75	2	94	35	9	30	327	7.4	
Adama Bal	2022-Pres.	23	0	104	4.5	13	27	.481	8	17	.471	0	2	.000	2	8	10	0.4	10	0	10	7	1	3	34	1.5	
Gene Baldwin	1957	18				3	19	.158				10	23	.435			15	0.8	6	0					16	0.9	
Tim Ballantyne	1942-44, 46-47	78				169						88	103	.854					242	23					426	5.5	
Oumar Ballo	2022-Pres.	37	0	565	15.3	92	148	.622				68	97	.701	58	105	163	4.4	60	0	21	33	44	13	252	6.8	
Alex Barcelo	2018-19	51	0	490	9.6	51	130	.392	22	74	.297	25	30	.833	5	43	48	0.9	64	0	35	18	0	13	149	2.9	
Marty Barmantloo	1995	9	0	29	3.2	5	8	.625	0	0	.000	0	1	.000	2	6	8	0.9	7	0	1	2	0	0	10	1.1	
Richard Barnes	1968-70	24				8	25	.320				4	12	.333			16	0.7	21	0					20	0.8	
John Barringer	1937	25				58						14	31	.452					42	3					130	5.2	
Lauren Batty	1941	4				1						0	0	.000					0	0					2	0.5	
Jerry Bayless	2008	30	30	1072	35.7	173	378	.458	59	145	.407	187	223	.839	13	69	82	2.7	66	0	121	89	3	29	592	19.7	
Daniel Bejarano	2011	8	0	30	3.8	1	8	.125	1	8	.125	3	4	.750	1	3	4	0.5	0	0	0	0	0	1	6	0.8	
John Belobraydic	1980-83	93	44	1743	18.7	152	309	.492				76	110	.691			304	3.3	264	12	46	44	19	55	380	4.1	
Craig Bergman	1987-88	23	0	52	2.3	5	14	.357	3	5	.600	2	3	.667	5	9	14	0.6	8	0	3	6	0	3	15	0.7	
Carl Berra	1938-40	68				136						76	79	.962					132	5					348	5.1	
Mike Bibby	1997-98	69	69	2234	32.4	360	789	.456	144	369	.390	197	270	.730	49	166	215	3.1	134	4	377	178	14	143	1061	15.4	
John Black	1939-41	64				130						44	43						98	6					304	4.8	
Tom Black	1944	13				17						12	26	.462					21	2					46	3.5	
Joseph Blair	1993-96	104	66	2570	24.7	470	767	.613	0	1	.000	146	316	.462	259	413	672	6.5	241	5	88	150	101	64	1086	10.4	
Darrell Blankinship	1955	23				36	102	.353				16	39	.410			70	3.0	39	0					88	3.8	
Leon Blevins	1949-50	59				341	961	.355				170	237	.717					118	0					852	14.4	
John Bliss	1948	2				1						1	1	1.000					0	0					3	1.5	
Eldrick Bohannon	1993	24	0	203	8.5	23	52	.442	0	0	.000	17	31	.548	28	24	52	2.2	23	0	12	15	14	8	63	2.6	
Marv Borodkin	1942-43, 46-47	93	0	0		140			0	0	.000	88	91	.967	0	0	0	0.0	200	3	0	0	0	0	0	368	4.0
Dick Bowen	1948	2				0						0	0	.000					1	0					0	0.0	
Bradford	1946	15				4						5	9	.556					8	0					21	1.4	
John Bradley	1972-74	9				3	6	.500				2	3	.667			2	0.2	2	0					8	0.9	
A.J. Bramlett	1997-99	127	92	2884	22.7	435	828	.525	0	1	.000	228	416	.548	306	511	817	6.4	338	12	102	160	104	87	1098	8.6	
Matt Brase	2004-05	26	0	70	2.7	9	20	.450	1	14	.071	0	4	.000	6	6	12	0.5	5	0	7	7	0	1	19	0.7	
Roger Brautigan	1966-67	24				14	43	.326				10	17	.588					18	0.8					38	1.6	
Dan Breck	1962-64	76				143	388	.369				92	169	.544			329	4.3	172	10					378	5.0	
Bret Brielmair	2005-08	92	11	905	9.8	59	104	.567	0	0	.000	37	66	.561	75	104	179	1.9	85	1	22	30	5	16	155	1.7	
Jim Brittain	1959	21				52	156	.333				33	44	.750			144	6.9	62	5					137	6.5	
Jim Brower	1953-55	75				242	703	.344				137	206	.665			297	4.0	277	20					621	8.3	
Andy Brown	1994	15	0	25	1.7	2	4	.500	0	0	.000	1	2	.500	1	4	5	0.3	1	0	2	1	0	2	5	0.3	
Eddie Brown	1962	2				0	3	.000				0	1	.000					1	0.5	1	0	0	0	0	0.0	
Jordan Brown	2021	26	12	509	19.6	93	166	.560	0	1	.000	58	97	.598	41	94	135	5.2	61	1	15	26	23	12	244	9.4	
Larry Brown	1954	4				1	5	.200				2	6	.333					5	0					4	1.0	
Roy Brown	1953	1				1	3	.333				2	3	.667					1	0	0				4	4.0	
Russell Brown	1978-81	107	96	3553	33.2	276	619	.446				150	200	.750			275	2.6	226	3	810	172	13	177	702	6.6	



# INDIVIDUAL CAREER STATS

Name	Years	GP	GS	Min	MPG	FG	FGA	Pct.	3FG	3FGA	Pct.	FT	FTA	Pct.	OR	DR	Tot	RPG	PF	D	A	TO	Bk	S	Pts.	Avg.	
Ron Davis	1980-81	53	48	1704	32.2	364	726	.501				138	193	.715			258	4.9	129	0	58	16	53	866	16.3		
Bennett Davison	1997-98	69	61	1836	26.6	233	432	.539	0	0	.000	130	197	.660	197	252	449	6.5	166	2	53	89	52	116	596	8.6	
Jim Day	1944	1											0	.000						3	0				0	0.0	
Bill Decker	1962	24				55	167	.329				22	39	.564			112	4.7	19	0					132	5.5	
Larry Demco	1976-79	76	36	1559	20.5	322	582	.553				136	220	.618			517	6.8	184	15	45	149	68	46	780	10.3	
Talbot Denny	2008	3	0	6	2.0	0	0	.000	0	0	.000	1	2	.500	0	0	0	0.0	1	0	0	1	0	0	1	0.3	
Dick Dermody	1942-44	43				103						47	60	.783					69	5					253	5.9	
Dale Deschamps	1973	2				0	1	.000				0	0	.000			0	0.0	0	0	0				0	0.0	
Jake DesJardins	2016-19	18	0	42	2.3	2	10	.200			.000	7	14	.500	4	7	11	0.6	11	0	2	3	1	2	11	0.6	
Michael Dickerson	1995-98	130	80	3138	24.1	668	1460	.458	153	417	.367	302	415	.728	215	265	480	3.7	242	5	190	247	24	105	1791	13.8	
Lorry DiGrazia	1937-38	46				176						68	98	.694					56	0					420	9.1	
Daniel Dillon	2005-08	113	6	1189	10.5	57	158	.361	31	93	.333	41	63	.651	31	70	101	0.9	115	0	86	57	4	37	186	1.6	
Jerry Dillon	1951-52	57				144	506	.285				125	206	.607			455	8.0	165	0	72				413	7.2	
Ray Donnelly	1979-80	45	5	393	8.7	55	134	.410				15	30	.500			47	1.0	71	1	16	15	1	6	125	2.8	
Thomas Donovan	1943	9				12						3								11	0				27	3.0	
Buddy Doolen	1963-65	74				194	467	.415				115	170	.676			209	2.8	163	3					503	6.8	
Robby Dosty	1978-81	68	44	1528	22.5	268	560	.479				142	193	.736			341	5.0	153	3	48	41	9	45	678	10.0	
Jim Douglas	1963	5				2	12	.167				2	3	.667			13	2.6	7	0					6	1.2	
Ruben Douglas	1999	27	14	563	20.9	78	202	.386	29	87	.333	31	51	.608	8	48	56	2.1	54	0	55	6	6	21	216	8.0	
Devonaire Doutrive	2019-20	29	0	335	11.6	37	82	.451	10	23	.435	22	36	.611	35	53	88	3.0	30	0	22	18	2	13	106	3.7	
Jim Dunlap	1950,52-53	82				98	333	.294				92	169	.544			224	2.7	139	3	11				288	3.5	
Cal Durand	1957	2				1	1,000					0	0	.000					0	0					2	1.0	
Marv Dutt	1960-61	50				149	389	.383				121	176	.688			270	5.4	113	4					419	8.4	
Kevin Eafon	1995-96	31	0	104	3.4	12	33	.364	3	15	.200	4	6	.667	2	11	13	0.4	7	0	7	19	0	2	26	0.8	
Randy Echols	1973	17				10	30	.333				12	16	.750			21	1.2	18	0	3				32	1.9	
Jackson Eddy	1953-55	40				48	149	.322				21	32	.656			20	0.5	37	0					117	2.9	
John Edgar	1985-86	51	36	1177	23.1	152	303	.502				87	129	.674			253	5.0	128	6	42	95	40	26	385	7.5	
Eugene Edgerson	1997-99, 01	130	9	1927	14.8	173	348	.497	0	1	.000	204	323	.632	287	287	574	4.4	265	5	35	109	30	74	550	4.2	
Phil Edwards	1971-73	35				26	63	.413				25	42	.595			51	1.5	77	16	4				108	3.1	
Tom Ehlmann	1975-77	10		18.5	1.9	2	6	.333				4	7	.571			6	0.6	8	0	1		0	0	8	0.8	
Elder	1946	23				49						10	14	.714					27	0					106	4.6	
Bob Elliot	1974-77	114		770	6.8	808	1512	.534				515	767	.671			1083	9.5	303	6	14		19	24	2131	18.7	
Sean Elliott	1986-89	133	133	4499	33.8	896	1750	.512	140	327	.428	625	786	.795	202	435	808	6.1	243	6	451	373	38	103	2555	19.2	
Fred W. Enke	1944-48	55				120						102	149	.685					166	0					342	6.2	
Ken Ensor	1983-84	44	0	348	7.9	32	73	.438				34	43	.791			34	0.8	35	0	33	35	1	9	98	2.2	
Sid Entz	1937	1																									
James Eppler	1956	6				0	8	.000				2	3	.667			8	1.3	6	0					2	0.3	
Fred Erdhaus	1938-39	25				29						11	17	.647					19	0					69	2.8	
Larry Ewald	1958-59	7				4	23	.174				3	10	.300			35	5.0	23	0					11	1.6	
Anas Fellah	2002	8	0	21	2.6	1	4	.25	0	2	.000	0	0	.000	0	0	0	0.0	0	0	1	0	0	1	2	0.3	
John Fitzgerald	1944	2				3						5	5	1.000					6	0					9	4.5	
Bill Flake	1941	16				2						5	5	1.000					15	0					9	0.6	
Kevin Flanagan	1991,93-94	66	7	603	9.1	37	81	.457	0	0	.000	39	86	.453	52	107	159	2.4	70	0	14	36	8	17	113	1.7	
Al Fleming	1973-76	114				688	1181	.583				389	522	.745			1190	10.4	352	13	34				1765	15.5	
Way Flynn	1961-63	77				271	754	.359				178	264	.674			297	3.9	193	6					720	9.4	
Kyle Fogg	2009-12	139	119	3829	27.5	404	983	.411	193	478	.404	340	441	.771	74	309	383	2.8	286	8	302	226	34	124	1341	9.6	
Buster Forbes	1962	26				41	93	.441				34	65	.523			59	2.3	68	1					116	4.5	
Jamie Foster	1964-65	9				6	10	.600				1	2	.500			5	0.6	2	0					13	1.4	
Mickey Foster	1968-70	77				361	861	.419				244	296	.824			397	5.2	239	11					966	12.5	
Harvey Fox	1964-66	66				273	612	.446				134	183	.732			311	4.7	133	1					680	10.3	
Isaiah Fox	2002-06	94	22	1167	12.4	131	262	.500	0	1	.000	68	119	.571	113	189	302	3.2	188	3	21	84	20	27	330	3.5	
Bruce Fraser	1985-87	46	0	149	3.2	4	7	.571	0	0	.000	6	11	.545	1	4	17	0.4	13	0	14	19	0	11	14	0.3	
Lamont Frazier	2000-01	39	0	405	10.4	31	96	.323	0	0	.000	19	35	.543	13	41	54	1.4	42	1	35	28	5	16	81	2.1	
Channing Frye	2002-05	133	119	3686	27.7	707	1257	.562	6	23	.261	369	486	.759	369	606	975	7.3	370	9	175	191	258	86	1789	13.5	
Keith Frye	1962	3				0	0	.000				0	0	.000					0	0					0	0.0	
Ron Fuller	1976-77	2		4	2.0	1	1	1.000				0	0	.000					0	0	0	0	0	0	2	1.0	
Rudy Garcia	1957-59	28				49	157	.312				32	48	.667			52	1.9	49	1					130	4.6	
Jason Gardner	2000-03	136	135	4825	35.5	575	1446	.398	318	875	.363	516	663	.778	80	382	462	3.4	241	2	622	347	4	225	1984	14.6	
Ralph Gardner	1940	6				2						2							3	0					6	1.0	
Scott Gardner	1972	26				49	138	.355				21	32	.656			64	2.5	51	0					119	4.6	
Don Gatchel	1940-41	33				33						16	24	.667					37	1					84	2.5	
Reggie Geary	1993-96	127	101	3551	28.0	315	730	.432	115	331	.347	149	253	.589	140	258	398	3.1	357	8	560	311	71	208	894	7.0	
Jay Geldmacher	1974	9				3	3	1.000				1	3	.333			2	0.2	2	0					7	0.8	
Mark Georgeson	1989	3	0	6	2.0	1	3	.333	0	0	.000	0	0	.000	0	0	0	0.0	0	0	1	0	0	0	2	0.7	
George Genung	1942-47	78				190						73	58	##					141	6					453	5.8	
Stone Gettings	2020	27	16	556	20.6	69	143	.483	15	41	.366	25	36	.694	41	72	113	4.2	65	0	27	31	8	15	178	6.6	
Gieseke	1938-39	7				3						0	0	.000					3	0					6	0.9	
Jerome Gladney	1974-77	96		281	2.9	147	305	.482																			



# INDIVIDUAL CAREER STATS

Name	Years	GP	GS	Min	MPG	FG	FGA	Pct.	3FG	3FGA	Pct.	FT	FTA	Pct.	OR	DR	Tot	RPG	PF	D	A	TO	Blk	S	Pts.	Avg.
John Irving	.....1973	26				46	107	.430				14	35	.400			162	6.2	84	5	13				106	4.1
Oscar Islas	.....1952-54	45				24	109	.220				20	37	.541			31	0.7	37	0	3				68	1.5
Parker Jackson-Cartwright	.....2015-18	134	51	2943	22.0	238	556	.428	116	286	.406	141	204	.691	33	229	262	2.0	239	4	459	177	16	119	733	5.5
Gerald Jackson	.....1965-67	49				58	150	.387				29	59	.492			109	2.2	69	1					126	2.6
Alex Jacobson	.....2009-12	68	3	391	5.8	26	51	.510	1	1	1.000	7	13	.538	27	33	60	0.9	55	0	6	24	8	2	60	0.9
George Jackson	.....1937-38	41				86						47	98	.480					55	2					219	5.3
Keith Jackson	.....1982-85	89	20	1183	13.3	131	325	.403				39	72	.542			165	1.9	154	5	46	94	17	21	301	3.4
Rolf Jacobs	.....1985-86	51	2	447	8.8	33	85	.388				18	41	.439			62	1.2	71	0	24	40	8	40	84	1.6
Robertas Javtokas	.....2000	8	0	55	6.9	3	8	.375	0	0	.000	0	5	.000	4	6	10	1.3	9	0	0	1	4	1	6	0.8
Richard Jefferson	.....1999-01	84	77	2211	26.3	335	684	.490	60	163	.368	214	298	.718	133	283	416	5.0	219	10	232	227	63	51	944	11.2
Oretege Jenkins	.....1998	13	0	36	2.8	4	11	.364	2	7	.286	5	8	.625	2	3	5	0.4	6	0	0	6	0	2	15	1.2
Grant Jerrett	.....2013	34	2	606	17.8	63	154	.409	32	79	.405	18	22	.818	37	85	122	3.6	44	0	18	19	33	16	176	5.2
Chase Jeter	.....2019-20	52	42	1095	21.1	181	317	.571				108	175	.617	92	198	290	5.6	141	1	32	58	26	20	470	9.0
Cliff Johns	.....1993	9	0	24	2.7	1	13	.077	0	10	.000	2	3	.667	0	2	2	0.2	3	0	0	6	0	1	4	0.4
Albert Johnson	.....1963-65	78				391	891	.439				308	448	.688			747	10.0	264	17					1046	12.3
Chris Johnson	.....2014	4	0	6	1.5	1	1	1.000	1	1	1.000	1	2	.500	0	0	0	0.0	0	0	0	0	0	0	4	1.0
Deron Johnson	.....1991-93	69	0	577	8.4	110	232	.474	8	28	.286	36	56	.643	44	79	123	1.8	35	0	47	51	3	24	264	3.8
Leo Johnson	.....1950-51	61				213	627	.340				133	207	.643			373	6.1	219	0	146				559	9.2
Nick Johnson	.....2012-14	108	101	3337	30.9	441	1048	.421	144	401	.359	307	418	.734	64	331	395	3.7	220	5	304	197	64	137	1333	12.3
Roger Johnson	.....1949-52	113				442	1347	.328				288	455	.633			358	3.2	343	3	169				1172	10.4
Sam Johnson	.....1938-39	33				39						17	30	.567					31	0					95	2.9
Sidiki Johnson	.....2012	3	0	7	2.3	0	2	.000	0	0	.000	1	2	.500	1	1	2	0.7	1	0	0	1	1	0	1	0.3
Stanley Johnson	.....2015	38	37	1081	28.4	174	390	.446	43	116	.371	132	178	.742	75	172	247	6.5	100	2	63	82	15	57	523	13.8
Zane Johnson	.....2008-09*	48	13	704	14.7	54	130	.415	40	104	.385	17	21	.810	14	55	69	1.4	71	2	33	26	3	15	165	3.4
Jim Johnston	.....1950	20				4	16	.250				7	10	.700					9	0					15	0.8
Kory Jones	.....2016-20	11	0	17	1.5	1	2	.500	1	1	1.000											1	1		3	0.3
Lamont Jones	.....2010-11	68	39	1551	22.8	208	498	.418	35	132	.265	113	143	.790	23	90	113	1.7	115	2	140	113	1	45	564	8.3
Mitch Jones	.....1975-78	23	1	75.5	3.3	13	35	.371				6	11	.545			25	1.1	7	0	0	3	1	3	32	1.4
Bob Jordan	.....1960	24				48	149	.322				28	32	.875			60	2.5	41	0					124	5.2
George Jordan	.....1938-40	62				201						82	57	###					91	4					484	7.8
Garland Judkins	.....2009-10	24	4	252	10.5	18	43	.419	1	5	.200	13	30	.650	7	14	21	0.9	21	0	23	25	1	5	50	2.1
Brian Jung	.....1976	6				1	2	.500				1	2	.500			4	0.7	0	0					3	0.5
Mark Jung	.....1982	6	1	40	6.7	5	12	.417				0	0	.000			4	0.7	3	0	0	2	1	1	10	1.7
Sid Kain	.....1951-53	45				43	139	.309				63	117	.538			195	4.3	115	1	25	0	0	0	149	3.3
Steve Kanner	.....1974-75	21				5	12	.417				5	8	.625			4	0.2	10	0					15	0.7
Jarvis Kelley	.....1994-95	51	0	345	6.8	49	93	.527	0	0	.000	19	33	.576	33	49	82	1.6	37	0	7	14	6	6	117	2.3
Kevin Kelley	.....1966	2				0	3	.000				0	1	.000			5	2.5	0	0					0	0.0
Bill Kemmeries	.....1951-53	73				292	795	.367				230	323	.712			259	3.5	192	13	50				814	11.2
Steve Kerr	.....1984-88	129	101	4136	32.1	553	1010	.548	114	199	.573	225	276	.815	8	68	283	2.2	146	1	443	168	8	124	1445	11.2
Justin Kier	.....2022	37	6	739	20.0	89	201	.443	35	97	.361	39	47	.830	12	103	115	3.1	48	0	83	50	1	24	252	6.8
Al Kivel	.....1947	6				2						5	8	.625					3	0					9	1.5
Christian Koloko	.....2020-22	91	56	1624	17.8	262	444	.590	0	5	.000	142	212	.670	180	282	462	5.1	210	8	64	81	162	49	666	7.3
Matt Korcheck	.....2014-15	43	1	179	4.2	18	26	.692	0	0	.000	14	18	.778	17	30	47	1.1	26	0	5	7	12	3	50	1.2
Mike Kordik	.....1966-68	55				121	282	.429				74	106	.698			258	4.7	114	3					316	5.7
Kerr Kriisa	.....2021-Pres.	41	36	1159	28.3	114	329	.347	94	276	.341	42	51	.824	18	70	88	2.1	71	1	174	82	3	22	364	8.9
John Kryder	.....1944	1				0						0	0	.000					0	0					0	0.0
Steve Lake	.....1978-79	16	0	49	3.1	3	17	.176				8	10	.800			9	0.6	16	0	7	18	0	1	14	0.9
Bruce Larson	.....1949-50	48				39	133	.293				21	35	.600					72	0					99	2.1
Marvin Larson	.....1944	3				1						1	1	1.000					1	0					3	1.0
Pelle Larsson	.....2022-Pres.	37	2	769	20.8	86	180	.478	33	91	.363	61	75	.813	30	97	127	3.4	93	0	66	57	8	28	266	7.2
Dennis Latimore	.....2002-03	57	1	649	11.4	53	113	.469	0	0	.000	31	64	.484	45	113	158	2.8	45	0	20	31	13	8	137	2.4
Brendon Lavender	.....2009-12	130	12	1568	12.1	142	348	.408	108	263	.411	46	65	.708	14	93	107	0.8	118	0	94	63	9	33	438	3.4
Chuck LaVetter	.....1963-64	17				4	20	.200				1	6	.167			10	0.6	10	0					9	0.0
Tom LaVoy	.....1963-65	49				57	171	.333				29	49	.592			120	2.4	62	1					143	2.9
Tom Lawson	.....1971-73	55				100	195	.513				57	97	.588			197	3.6	139	1	4				257	4.7
Art LaZar	.....1961	15				4	26	.154				2	8	.250			14	0.9	19	0					10	0.7
Teddy Lazovich	.....1952-55	84				261	842	.310				264	375	.704			334	4.0	164	0	5				786	9.4
Dick Leakey	.....1958	2				2	4	.500				0	0	.000					3	0					4	2.0
Ira Lee	.....2018-21	113	8	1484	13.1	178	319	.558	1	4	.250	87	140	.621	117	246	363	3.2	215	5	50	96	53	30	444	3.9
Jason Lee	.....1997	19	0	153	8.1	22	53	.415	12	26	.462	6	9	.667	12	23	35	1.8	20	2	12	8	1	7	62	3.3
Tom Lee	.....1969-71	79				377	798	.472				208	331	.628			737	9.3	277	19					962	12.2
Warner Lee	.....1959-60	36				67	184	.364				36	73	.493			198	5.5	64	2					170	4.7
Charles Leftault	.....1952-53	47				26	109	.239				32	48	.667			38	0.8	70	3	15				84	1.8
Andy Liechty	.....1959	7				7	20	.350				0	0	.000			5	0.7	12	0					14	2.0
Gordon Lindstrom	.....1966-68	38				49	112	.438				37	58	.638			110	2.9	78	2					135	3.6
Ken Lofton	.....1986-89	129	54	2310	17.9	217	501	.433	87																	



# INDIVIDUAL CAREER STATS

Name	Years	GP	GS	Min	MPG	FG	FGA	Pct.	3FG	3FGA	Pct.	FT	FTA	Pct.	OR	DR	Tot	RPG	PF	D	A	TO	Blk	S	Pts.	Avg.
Bob Mueller	1956-58	78				380	961	.395				171	246	.695			498	6.4	232	13					931	11.9
Matt Muehlebach	1988-91	128	89	3180	24.8	322	679	.474	163	389	.419	199	251	.793	39	252	291	2.3	186	2	458	208	6	138	1006	7.9
Beau Mulhbach	2004	8	0	18	2.3	2	6	.333	1	11	.091	2	2	1.000	0	2	2	0.3	2	0	2	2	0	0	7	0.9
Raymond Murdock	1978	2	0	8	4.0	2	4	.500				0	0	.000			1	0.5	1	0	0	0	0	0	4	2.0
Pete Murphy	1982	3	0	4	1.3	0	3	.000				0	0	.000			2	0.7	0	0	0	1	0	0	0	0.0
Eddie Myers	1969-71	70				333	809	.412				166	293	.567			678	9.7	206	7					832	11.9
Yoree Myers	1971	7				8	20	.400				2	5	.400			10	1.4	15	0					18	2.6
Gilbert Myles	1975-78	117		257	2.2	246	589	.418				130	188	.691			176	1.5	172	7	39	15	0	25	622	5.3
Lynn Naegle	1940	21				16						9							14	0					42	2.0
Kyryl Natyazhko	2010-12	91	9	859	9.4	61	143	.427	6	15	.400	26	37	.703	60	118	178	2.0	147	1	18	44	18	11	154	1.7
Joe Nehls	1977-80	84	72	2773	33.0	569	1200	.474				271	317	.855			230	2.7	168	2	176	100	5	62	1409	16.8
Frank Nelson	1957	4				2	3	.667				0	0	.000			0	0.0	0	0					4	1.0
John Newsome	1966-67	43				31	74	.419				34	49	.694			54	1.3	63	0					96	2.2
Zeke Nnaji	2020	32	32	978	30.6	179	314	.570	5	17	.294	152	200	.760	99	177	276	8.6	76	3	27	70	28	23	515	16.1
Coniel Norman	1973-74	50				506	1001	.505				182	235	.774			277	5.5	126	2	33				1194	23.9
Bill Norris	1972	26				72	189	.381				16	25	.640			122	4.7	55						160	6.2
Perry Novelli	1978-79	11	0	22	2.0	3	5	.600				1	2	.500			3	0.3	5	0	1	2	0	0	7	0.6
Shane Nowell	2022	19	0	67	3.5	6	18	.333	1	5	.200	2	2	1.000	0	15	15	0.8	9	0	6	8	2	4	15	0.8
Ed Nymeyer	1956-58	78				437	953	.459				351	495	.709			518	6.6	196	5					1225	15.7
Bill O'Donald	1955-57	66				120	310	.387				94	122	.770			196	3.0	114	3					334	5.1
Mike O'Haco	1940-41	17				2						2	4	.500					10	1					6	0.4
Ryan O'Hara	2004	6	0	12	2.0	0	1	.000	0	0	.000	0	0	.000	0	1	1	0.2	2	0	0	1	0	0	0	0.0
Fendi Onobun	2006-09	81	3	591	7.3	61	104	.587	0	0	.000	21	43	.488	37	58	95	1.2	101	2	17	32	9	11	143	1.8
Ernie Oosterveen	1955-56	51				126	414	.304				102	143	.713			126	2.5	69	1					354	6.9
Matt Othick	1989-92	129	83	3141	24.3	298	700	.426	192	485	.396	268	350	.766	45	226	271	2.1	173	1	552	253	7	142	1055	8.2
Ray Owes	1992-95	120	89	2650	22.1	459	912	.505	130	302	.430	228	369	.618	243	478	721	6.0	283	8	59	160	63	53	1178	9.8
John Padelford	1943, 47-48	68				181						80	99	.808					103	0					442	6.5
John Padelford	1969	3				0	2	.000				0	0	.000					2	0					0	0.0
Kevin Parrom	2010-13	110	25	2257	20.5	259	557	.465	96	253	.379	141	196	.719	139	293	432	3.9	195	5	204	116	27	59	755	6.9
Josh Pastner	1997-00	42	0	98	2.3	13	40	.325	6	18	.333	8	11	.727	0	14	14	0.3	3	0	12	17	0	1	40	1.0
Jay Patterson	1945	1				0						0	0	.000					0	0					0	0.0
Paul Penner	1950	31				131	353	.371				70	118	.593					100	0					332	10.7
Jesse Perry	2011-12	73	60	1806	24.7	237	494	.480	18	65	.277	186	266	.699	147	283	430	5.9	125	2	72	93	36	22	678	9.3
Zach Peters	2014	11	0	31	2.8	0	6	.000	0	6	.000	0	0	.000	0	4	4	0.4	5	0	0	2	0	0	0	0.0
Phillip Peterson	1945-48	20				46						35	57	.614					48	3					127	6.4
Ted Pickett	1964-66	64				268	567	.473				193	263	.734			372	5.8	151	5					729	11.4
Keanu Pinder	2016-18	67	1	155	11.3	56	93	.602	1	4	.250	40	67	.597	47	120	167	2.5	131	2	14	42	38	25	153	2.3
Elliott Pitts	2014-16	69	3	915	13.3	65	170	.382	40	118	.339	22	34	.647	30	49	79	1.1	98	1	36	29	2	24	192	2.8
Todd Porter	1983	23	2	177	7.7	26	72	.361				15	27	.556			28	1.2	31	0	15	20	5	9	67	2.9
J.P. Prince	2006-07	31	0	363	11.7	25	89	.281	9	40	.225	5	12	.417	12	44	56	1.8	31	0	54	34	11	26	64	2.1
Ivan Radenovic	2004-07	122	93	3302	27.1	450	966	.466	58	183	.317	342	426	.803	283	421	704	5.8	260	7	192	235	46	107	1300	10.7
Dennis Rajsich	1968-70	7				1	4	.250				3	6	.500					0	0					5	0.7
Brandon Randolph	2019	63	35	1283	20.4	183	477	.384	54	178	.303	94	122	.770	27	104	131	2.1	112	0	58	63	13	34	514	8.2
Jason Ranne	2001-04	48	0	377	7.9	9	29	.310	5	20	.250	7	9	.778	3	8	11	0.2	7	0	8	4	0	5	30	0.6
Jim Rappis	1973-76	94				407	906	.449				135	183	.738			199	2.1	231	9	7				953	10.1
Haddie Reidd	1952, 54-55	66				275	823	.334				234	363	.645			445	6.7	111	6	15				784	11.9
Bill Reeves	1955-57	77				212	717	.296				165	321	.514			825	10.7	288	27					589	7.6
Khalid Reeves	1991-94	128	89	3445	26.9	646	1349	.479	186	489	.380	447	586	.763	107	317	424	3.3	295	8	396	280	13	187	1925	15.0
Don Rice	1956	2				1	3	.333				0	0	.000			2	1.0	0	0					2	1.0
Jason Richey	1994	5	0	27	1.8	5	15	.333	3	6	.500	5	7	.714	2	6	8	0.5	6	0	2	8	0	2	18	1.2
Lincoln Richmond	1943, 44, 46-49	118				525	1250	.420				196							125	1					1246	10.6
Warren Ridge	1956-58	75				212	545	.389				150	191	.785			238	3.2	165	2					574	7.7
Dylan Rigdon	1993-94	46	0	509	11.1	60	135	.444	24	65	.369	95	109	.872	11	50	61	1.3	49	0	60	42	4	21	239	5.2
Dusan Ristic	2015-18	141	78	2640	18.7	484	857	.565	14	30	.467	199	285	.698	204	439	643	4.6	271	4	77	137	66	31	1181	8.4
Dwayne Robinson	1937	9				11						2	4	.500					2	0					24	2.7
Chris Rodgers	2003-06	119	24	2303	19.4	242	655	.369	121	338	.358	144	190	.758	48	178	226	1.9	164	0	203	133	5	150	749	6.3
Rolle	1938	5				0						0	0	.000					1	0					0	0.0
Sean Rooks	1989-92	129	62	2724	21.1	550	986	.558	5	9	.556	392	590	.664	225	426	651	5.0	297	6	146	230	142	63	1497	11.6
Dick Root	1966-68	74				208	517	.402				124	180	.689			357	4.8	131	1					540	7.3
Larry Rote	1970	8				3	8	.375				4	9	.000			4	0.5	11	0					11	1.4
Kevin Roundfield	1982	4	0	21	5.3	2	5	.400				1	2	.500			9	2.3	3	0	0	5	1	0	5	1.3
George Rountree	1953-55	76				260	790	.329				187	287	.652			258	3.4	216	9					707	9.3
Bob Ruman	1941-43	62				261						127	41						132	5					649	10.5
Warren Rustand	1963-65	75				328	717	.457				240	295	.814			302	4.0	185	9					896	11.9
Henry Samaniego	1944	9				14						5	11	.455					9	0					33	3.7
Mike Schleitbaum	1958-59	16				4	41	.098				4	7	.571			9	0.6	18	0					12	0.8



# INDIVIDUAL CAREER STATS

Name	Years	GP	GS	Min	MPG	FG	FGA	Pct.	3FG	3FGA	Pct.	FT	FTA	Pct.	OR	DR	Tot	RPG	PF	D	A	TO	Bk	S	Pts.	Avg.
Jason Terry	1996-99	129	47	3244	25.1	489	1105	.443	192	514	.374	291	371	.784	50	245	295	2.3	189	1	493	304	17	245	1461	11.3
Dave Thomas	1956	3				4	7	.571				0	2	.000			3	1.0	1	0					8	2.7
Harvey Thompson	1981-84	70	4	476	6.8	44	112	.393				28	55	.509			45	0.6	57	0	38	26	4	12	116	1.7
Tom Tolbert	1987-88	68	59	1837	27.0	348	656	.530	9	20	.450	249	325	.766	168	238	406	6.0	192	6	55	140	30	45	954	14.0
Mark Tollefsen	2016	34	13	744	21.8	90	175	.514	26	73	.356	31	39	.795	42	60	102	3.0	64	2	44	19	20	13	237	7.0
Ernie Tollman	1944	2				2						0	0	.000			4	0	0						4	2.0
Fl Torres	2002-04	24	0	43	1.8	4	13	.308	2	7	.286	6	8	.750	0	6	6	0.3	1	0	3	2	0	2	16	0.7
Charles Treat	1945	1				0						0	0	.000			0	0	0						0	0.0
Alonzo Trier	2015-18	78	67	2456	31.5	397	828	.479	144	381	.378	369	446	.827	28	257	285	3.7	141	3	186	153	19	42	1307	16.8
Tyler Trillo	2016-18	10	0	37	3.7	1	4	.250	1	4	.250	0	0	.000	0	0	0	0.0	2	0	4	2	0	0	3	0.3
Maurice Trout	1949-50	38				20	50	.400				9	16	.563			43	0	0						49	1.3
Jack Trout	1945-46	29				38						6	15	.400			25	0	0						96	3.3
Azuolas Tubelis	2021-Pres.	62	55	1576	25.4	311	594	.524	23	80	.288	171	252	.679	137	271	408	6.6	134	1	113	138	41	54	816	13.2
Tautvilas Tubelis	1991-Pres.	19	0	34	1.8	2	7	.222	0	5	.000	1	3	.333	0	1	1	0.1	2	0	0	3	0	0	5	0.3
Gary Tucker	1962	5				1	4	.250				0	2	.000			7	1.4	0	0					2	0.4
Joe Turner	1985-88	126	16	1676	13.3	170	326	.521	0	0	.000	84	162	.519	91	137	354	2.8	208	3	44	83	80	64	424	3.4
Josiah Turner	2012	29	17	721	24.9	63	151	.417	7	31	.226	64	102	.627	23	66	89	3.1	51	2	70	60	8	31	197	6.8
Calvin Udall	1945-46	44				81						36	55	.655			95	2	0						198	4.5
Morris Udall	1942-47	70				277						101	165	.612			145	0	0						655	9.4
Stewart Udall	1939-40	43				95						20	10				38	2	0						210	4.9
John Ugrin	1969-71	45				63	152	.414				37	56	.661			109	2.4	70	2					163	3.6
Jim VanCoeveing	1968-70	23				7	16	.438				8	13	.615			32	1.4	21	1					22	1.0
Bob Verbita	1950	2				0	0	.000				0	1	.000			1	0	0						0	0.0
Jesus Verdejo	2005	26	0	125	4.8	22	52	.423	8	25	.320	7	9	.778	2	9	11	0.4	5	0	12	9	0	3	59	2.3
Craig Victor	2015	8	0	57	7.1	8	13	.615	0	0	.000	9	17	.529	6	3	9	1.1	4	0	0	1	2	3	25	3.1
John Vlahogeorge	1982	16	1	81	5.1	13	28	.464				6	9	.667			8	0.5	8	0	3	11	1	0	32	2.0
Jack Vorhies	1950	10				3	10	.300				3	5	.600			4	0	0						9	0.9
Bill Wagner	1955-56	41				55	172	.320				30	41	.732			86	2.1	74	3					140	3.4
Jim Wakefield	1973-74	19				6	17	.353				15	21	.714			41	2.2	36	2	1				27	1.4
Ricky Walker	1981-82	33	12	510	15.5	43	94	.457				11	25	.440			37	1.1	80	1	71	35	2	23	97	2.9
Kirk Walters	2004-08	102	30	1120	11.0	111	206	.539	0	0	.000	69	114	.605	71	122	193	1.9	144	2	7	61	82	23	291	2.9
Luke Walton	2000-03	129	84	3514	27.2	420	985	.426	65	229	.284	274	400	.685	195	467	662	5.1	236	2	582	336	58	151	1179	9.1
Ralph Warford	1937	25				65						14	26	.538			13	0	0						144	5.8
Bill Warner	1969-71	78				582	1263	.461				298	428	.696			520	6.7	216	2					1462	18.7
Ed Weatherspoon	1972	18				6	26	.231				8	14	.571			9	0.5	17	0					20	1.1
Bill Weese	1960-61	50				177	490	.361				99	165	.600			199	4.0	141	5					453	9.1
Mike Welton	1967-69	52				120	277	.433				83	105	.790			79	1.5	78	1					323	6.2
Justin Wessel	1998-01	120	20	1564	13.0	124	271	.458	4	17	.235	70	99	.707	109	163	272	2.3	159	1	69	79	20	66	322	2.7
Leslie Westfall	1940-42	40				20						28	12				31	1	0						68	1.7
Matt Weyand	2018-21	15	0	25	1.7	3	6	.500	2	5	.400	0	0	.000	1	1	2	0.1	2	0	1	2	0	1	8	0.5
Bruce Wheatley	1986	21	0	90	4.3	4	15	.267				8	15	.533			12	0.6	17	0	5	9	1	5	16	0.8
Harry Wheaton	1937	6				4						4	4	1.000			4	0	0						12	2.0
Carl Wheeler	1960	2				1	3	.333				0	1	.000			3	1.5	2	0					2	1.0
Max Wiepking	2010-13	20	0	36	1.8	5	8	.625	4	7	.571	2	5	.400	0	8	8	0.4	2	0	0	1	0	0	16	0.8
Gratn Weitman	2021-Pres.	21	0	34	1.6	1	3	.333				0	0	.000			1	0.2	3	0	0	1	0	0	2	0.1
Brandon Williams	2019	26	21	732	28.2	87	231	.377	36	114	.316	86	105	.819	5	67	72	2.8	52	2	88	46	5	21	296	11.4
Brian Williams	1990-91	67	59	1571	23.4	325	550	.591	0	1	.000	179	257	.696	159	295	454	6.8	182	6	35	121	80	48	829	12.4
Corey Williams	1993-96	109	43	1868	17.1	293	593	.494	81	215	.377	69	118	.585	143	244	387	3.6	148	2	89	107	36	76	736	6.8
Derrick Williams	2010-11	69	68	2016	29.2	388	662	.586	46	90	.511	405	563	.719	173	360	533	7.7	184	9	65	160	46	56	1227	17.8
Marcus Williams	2006-07	63	54	1939	30.8	355	748	.475	53	149	.356	164	231	.710	124	230	354	5.6	126	3	128	139	41	65	927	14.7
Pete Williams	1984-85	59	58	1997	33.8	296	489	.605				201	334	.602			543	9.2	175	9	54	112	41	65	793	13.4
Tommy Williams	1977-78	40	2	256	6.4	23	37	.622				15	19	.789			17	0.4	33	1	46	19	0	14	187	4.7
Bill Wilson	1968-70	7				2	3	.667				3	5	.600			11	1.6	8	0					7	1.0
Ken Wilson	1954	17				7	33	.212				13	23	.565			16	0	0						27	1.6
Puntus Wilson	1983	28	25	785	28.0	144	319	.451				29	42	.690			91	3.3	52	0	56	85	8	44	317	11.3
Traves Wilson	1999	28	6	422	15.1	28	89	.315	14	51	.275	15	26	.577	14	28	42	1.5	48	2	26	30	1	15	85	3.0
Dondre Wise	2010-12	18	0	36	2.0	0	0	.000				2	2	1.000			0	0.2	2	0	7	2	0	1	2	0.1
Nic Wise	2007-10	115	77	3267	28.4	398	951	.419	160	405	.395	329	392	.839	30	234	264	2.3	220	4	394	248	8	167	1285	11.2
Wayne Womack	1989-92	126	39	2194	17.4	251	483	.520	0	4	.000	218	338	.645	177	283	459	3.6	232	5	68	109	72	59	721	5.7
Leon Wood	1980	24	7	221	9.2	43	111	.387				19	26	.731			6	0.3	15	0	25	0	7	105	4.4	
Loren Woods	2000-01	55	53	1699	30.9	287	550	.522	1	5	.200	214	269	.796	108	275	383	7.0	114	2	100	115	186	40	789	14.3
Michael Wright	1999-01	99	95	2854	28.8	527	917	.575	1	6	.167	291	582	.500	319	513	832	8.4	215	2	40	177	28	52	1491	15.1
Kirk Young	1960-62	76				165	514	.321				69	123	.561			277	3.6	200	4					399	5.3
Gabe York	2013-16	124	59	2905	23.4	379	915	.414	229	569	.402	156	208	.750	40	236	276	2.2	173	0	191	131	26	72	1143	9.2
Dan Yurkovich	1945	7				4						2	7	.286				2	0	1					10	1.4
Andrew Zahn	2002	16	0	54	3.4</																					





# MCKALE CENTER

## MCKALE CENTER'S LARGEST CROWDS

Rnk	Att.	Opponent	Date
1.	15,176	Arizona State	3/4/1978
2.	15,156	New Mexico	1/14/1978
3.	14,729	California	3/5/2009
4.	14,728	USC	2/12/2009
5.	14,724	UCLA	2/25/2012
6.	14,723	Stanford	3/7/2009
7.	14,672	Morgan State	11/20/1997
8.	14,655	Many times	Many times

## YEARLY ATTENDANCE & RECORD IN MCKALE CENTER

Year	Games	Record	Total	Avg.	National Rank
1972-73	5\$	4-1	64,975	12,995	
1973-74	15	14-1	184,275	12,285	7th
1974-75	14	13-1	159,096	11,364	
1975-76	16	16-0	179,523	11,220	10th
1976-77	16	16-0	199,130	12,446	
1977-78	15	12-3	172,428	11,495	18th
1978-79	15	13-2	174,831	11,655	22nd
1979-80	16	10-6	181,428	11,339	17th
1980-81	17	10-7	160,651	9,450	
1981-82	14	6-8	115,272	8,234	
1982-83	14	4-10	87,136	6,224	
1983-84	14	7-7	102,163	7,297	
1984-85	15	12-3	163,980	*10,932	25th
1985-86	16	16-0	179,008	*11,188	23rd
1986-87	15	10-5	190,800	*12,720	15th
1987-88	19%	19-0	252,649	*13,297	16th
1988-89	14	14-0	190,675	*13,620	20th
1989-90	14	14-0	190,949	*13,639	19th
1990-91	17	17-0	235,051	*13,826	15th
1991-92	16	15-1	222,347	*13,884	17th
1992-93	15	14-1	208,185	*13,879	16th
1993-94	15	14-1	209,592	*13,973	16th
1994-95	14	11-3	199,589	*14,257	15th
1995-96	16	13-3	228,064	*14,254	15th
1996-97	14	13-1	199,899	*14,279	12th
1997-98	15	15-0	217,953	*14,530	11th
1998-99	14	14-0	200,885	*14,349	16th
1999-2000	17	16-1	246,237	*14,485	16th
2000-01	15	13-2	217,996	*14,533	16th
2001-02	13	9-4	189,072	*14,544	15th
2002-03	15	14-1	218,427	*14,562	16th
2003-04	15	13-2	218,418	*14,561	17th
2004-05	16	15-1	232,926	*14,558	12th
2005-06	14	12-2	204,213	*14,587	16th
2006-07	16	11-5	227,239	*14,202	17th
2007-08+	17	0-6	241,703	*14,218	19th
2008-09	17	14-3	232,576	*13,681	19th
2009-10	16	11-5	221,047	*13,815	19th
2010-11	17	17-0	232,561	*13,680	20th
2011-12	18	14-4	244,829	*13,602	19th
2012-13	16	14-2	226,505	*14,157	19th
2013-14	18	18-0	258,749	*14,375	19th
2014-15	17	17-0	248,046	*14,591	16th
2015-16	18	17-1	261,478	*14,527	14th
2016-17	16	15-1	230,560	*14,410	15th
2017-18	16	15-1	230,947	*14,434	16th
2018-19	17	12-5	233,645	*13,744	21st
2019-20	17	13-4	232,114	*13,654	22nd
2020-21	16	12-4	None - COVID		
2022-23	17	17-0	228,040	13,414	18th
<b>Totals</b>	<b>763</b>	<b>+645-118</b>	<b>9,924,371</b>	<b>13,285</b>	

# Full Capacity

\* Led the Pac-12 Conference in attendance

% Figure includes three home games during the Pac-10 Tournament

\$ McKale Center opened Feb. 1, 1973, with five home dates during the 1972-73 season

+ 11 victories were vacated due to NCAA infractions. Actual on-court record was 11-6.

Facility win/loss record and winning percentage reflects those vacated victories.

## MCKALE CENTER ATTENDANCE NOTES

Arizona has led the Pac-12 in attendance every year since 1984-85, a streak of 37-consecutive seasons (the 2020-21 season does not count due to COVID-19 pandemic)

Arizona is the only school in the nation to have two home-court winning streaks rank among the top 10 in NCAA Division I history. UA's 81-game win streak in Bear Down Gym from 1945-51 ranks fifth, while the 71-game win streak in McKale Center from 1987-92 ranks 10th.

### Longest NCAA Homecourt Win Streaks

Wins	School	Years
129	Kentucky	1943-55
99	St. Bonaventure	1948-61
98	UCLA	1970-76
86	Cincinnati	1957-64
<b>81</b>	<b>ARIZONA</b>	<b>1945-51</b>
81	Marquette	1967-73
80	Lamar	1978-84
75	Long Beach State	1968-74
72	UNLV	1974-78
<b>71</b>	<b>ARIZONA</b>	<b>1987-92</b>

## MCKALE CENTER AT A GLANCE

**Ground Broken:** Fall 1970

**Cost:** \$8.1 million

**Building Dimensions:** 428 feet long, 339 feet wide, 77 feet high

**First Game:** Feb. 1, 1973; Arizona 87, Wyoming 69

**UA Record in Facility:** 645-118 (.845)+

**Current Capacity:** 14,644

**Cumulative Attendance:** 9,925,371 in 49 seasons (2020-21 not included in total att.)

**Undefeated Seasons:** 13 (1976, '77, '86, '88, '89 '90, '91, '98, '99, '11, '14, '15, '22)

**Longest Homecourt Win Streak:** 71, Feb. 14, 1987 to Jan. 11, 1992

**NCAA Championship Events Hosted:**

*Men's Basketball West Regional:* 2 (1974, 1980)

*Men's Basketball First/Second Rounds:* 10 (1977, '79, '87, '89, '91, '93, '97, 2000, '05, '11)

*Men's Basketball Second/Third Rounds:* 1 (2011)

*Women's Basketball First/Second Rounds:* 1 (2006)

*Wrestling Championships:* 1 (1976)

**Most Points Scored, Arizona:** 127, Arizona vs. Arizona State, Jan. 5, 1998

**Most Points Scored, Opponent:** 110, Arizona State vs. Arizona, Feb. 17, 1973

**Biggest Winning Margin, Arizona:** 64, Arizona (118) vs. Robert Morris (54), Dec. 28, 1996

**Biggest Winning Margin, Opponent:** 30, BYU (99) vs. Arizona (69), Dec. 28, 2009

**Most Points Scored, Arizona Individual:** 41, Al Fleming, vs. Detroit, Jan. 10, 1976

**Most Points Scored, Opponent:** 49, Jimmer Fredette, BYU vs. Arizona, Dec. 28, 2009

+ record reflects 11 vacated victories during 2007-08 season due to NCAA infractions



# POSTSEASON HISTORY





# NCAA TOURNAMENT

## Overall History

<b>NCAA Tournament Appearances</b>	34
<b>National Championships</b>	1
<b>Championship Game Appearances</b>	2
<b>Final Four Appearances</b>	4
<b>Elite Eight Appearances</b>	11
<b>Sweet Sixteen Appearances</b>	19
<b>Overall NCAA Record</b>	58-33 (.637)
<b>NCAA Record In Lloyd Era</b>	2-1 (.667)

*(Does not include vacated 1999 and 2008 appearances)*

## Individual Honors:

Miles Simon (1997 Tournament Most Outstanding Player)

## TEAM RECORDS

### MOST POINTS

Rank	Points	Opponent	Date
1st	114	UNLV (OT)	March 18, 1976
2nd	101	Eastern Illinois	March 16, 2001
3rd	100	North Dakota	March 16, 2017
4th	99	Nicholls State	March 12, 1998
	99	Iowa	March 25, 1988
6th	96	Gonzaga (2OT)	March 22, 2003
	96	Providence (OT)	March 23, 1997
8th	94	Wisconsin	March 17, 2006
	94	Clemson	March 18, 1989
	94	Robert Morris	March 16, 1989

### MOST POINTS ALLOWED

Rank	Points	Opponent	Date
1st	109	UNLV (OT)	March 18, 1976
2nd	103	Louisville	March 27, 2009
3rd	98	UTEP (OT)	March 13, 1987
4th	95	Gonzaga (2OT)	March 22, 2003
5th	92	Providence (OT)	March 23, 1997
6th	91	Arkansas	April 2, 1994
7th	90	Illinois (OT)	March 26, 2005
8th	89	Buffalo	March 15, 2018
9th	88	Oklahoma	March 21, 2002
10th	87	East Tennessee State	March 20, 1992

### MOST POINTS (FIRST HALF)

Rank	Points	Opponent	Date
1st	55	Eastern Illinois	March 16, 2001
2nd	54	Texas Southern	March 19, 2015
	54	Robert Morris	March 16, 1989
	54	Nicholls State	March 12, 1998
4th	53	North Dakota	March 16, 2017
	53	Iowa	March 27, 2003
6th	51	Valparaiso	March 15, 1996
	51	UNLV (OT)	March 18, 1976
8th	48	Iowa	March 17, 1996
	48	Missouri	March 26, 1994

### MOST POINTS ALLOWED (FIRST HALF)

Rank	Points	Opponent	Date
1st	49	Louisville	March 27, 2009
2nd	47	UNLV (OT)	March 18, 1976
3rd	45	Southern Illinois	March 12, 1977
4th	44	Duke	March 24, 2011
	44	Gonzaga (2OT)	March 22, 2003
6th	42	Villanova	March 19, 2006
7th	41	Kansas	March 22, 1996
	41	Arkansas	April 2, 1994
	41	UTEP (OT)	March 13, 1987
10th	40 (2x)	Last: Buffalo	March 15, 2018

## Appearance Breakdown

### NCAA Appearances (34):

1951, 1976, 1977, 1985, 1986, 1987, 1988, 1989, 1990, 1991, 1992, 1993, 1994, 1995, 1996, 1997, 1998, 2000, 2001, 2002, 2003, 2004, 2005, 2006, 2007, 2009, 2011, 2013, 2014, 2015, 2016, 2017, 2018, 2022

### Sweet Sixteen Appearances (19):

1976, 1988, 1989, 1991, 1994, 1996, 1997, 1998, 2001, 2002, 2003, 2005, 2009, 2011, 2013, 2014, 2015, 2017, 2022

*(Does not include vacated 1999 and 2008 appearances)*

## Appearance Breakdown

### Elite Eight Appearances (11):

1976, 1988, 1994, 1997, 1988. 2001, 2003, 2005, 2011, 2014, 2015

### Final Four Appearances (4):

1988, 1994, 1997, 2001

### Championship Game Appearances (2):

1997, 2001

### National Championships (1):

1997

### FEWEST POINTS

Rank	Points	Opponent	Date
1st	41	Alabama	March 15, 1985
2nd	51	Utah	March 21, 1998
3rd	55	Wichita State	March 17, 2016
	55	Alabama	March 18, 1990
5th	59	Kansas State	March 21, 1951
	59	Wisconsin	March 18, 2000
7th	60	Houston	March 24, 2022
	60	*Oklahoma	March 12, 1999
9th	61	Santa Clara	March 18, 1993
10th	62	Miami (Ohio)	March 16, 1995

### FEWEST POINTS ALLOWED (GAME)

Rank	Points	Opponent	Date
1st	47	Jackson State	March 16, 2000
2nd	49	Illinois State	March 14, 1998
3rd	50	Cornell	March 18, 1988
	50	Alabama	March 15, 1985
5th	51	Harvard	March 23, 2013
	51	Vermont	March 20, 2003
	51	Valparaiso	March 15, 1996
8th	52	Butler	March 18, 2001
	52	North Carolina	March 27, 1988
10th	53	Utah State	March 17, 2005

### FEWEST POINTS (FIRST HALF)

Rank	Points	Opponent	Date
1st	17	Alabama	March 15, 1985
2nd	19	Wichita State	March 17, 2016
3rd	20	Utah	March 21, 1998
	20	Kansas State	March 21, 1951
5th	23	Wisconsin	March 18, 2000
	23	Ole Miss	March 21, 2001
7th	25	North Carolina	March 27, 1988
8th	26	Ohio State	March 21, 2015
	26	Utah State	March 17, 2005
	26	South Alabama	March 13, 1997

### FEWEST POINTS ALLOWED (FIRST HALF)

Rank	Points	Opponent	Date
1st	15	Valparaiso	March 15, 1996
2nd	19	Cornell	March 18, 1988
	19	Alabama	March 15, 1985
4th	20	Weber State	March 21, 2014
	20	Belmont	March 21, 2013
	20	Jackson State	March 16, 2000
7th	22	Harvard	March 23, 2013
	22	Vermont	March 20, 2003
9th	24	Ole Miss	March 21, 2001
	24	*Oklahoma	March 12, 1999

### LARGEST MARGIN OF VICTORY

Rank	Points	Opponent	Date
1st	40	Cornell	March 18, 1988
2nd	39	Nicholls State	March 12, 1998
	39	Valparaiso	March 15, 1996
	39	Seton Hall	March 20, 1988
5th	34	Robert Morris	March 16, 1989
6th	33	Illinois State	March 14, 1998
7th	29	Wisconsin	March 17, 2006
8th	29	Vermont	March 20, 2003
9th	26	Clemson	March 18, 1989
10th	25	Eastern Illinois	March 16, 2001

### LARGEST MARGIN OF DEFEAT

Rank	Points	Opponent	Date
1st	39	Louisville	March 27, 2009
2nd	25	Utah	March 21, 1998
3rd	22	Alabama	March 18, 1990
4th	21	Buffalo	March 15, 2018
	21	Oklahoma	March 21, 2002
6th	16	UCLA	March 20, 1976
7th	11	Purdue	March 16, 2007
8th	12	Houston	March 24, 2022
9th	10	Wichita State	March 17, 2016
	10	*West Virginia	March 20, 2008
	10	Auburn	March 14, 1986

### LARGEST HALFTIME LEAD

Rank	Points	Opponent	Date
1st	36	Valparaiso	March 15, 1996
2nd	28	Robert Morris	March 16, 1989
	25	Nicholls State	March 12, 1998
4rd	22	Eastern Illinois	March 16, 2001
5th	21	Texas Southern	March 19, 2015
6th	20	Seton Hall	March 20, 1988
7th	18	Harvard	March 23, 2013
8th	17	Vermont	March 20, 2003
	17	Loyola (Md.)	March 18, 1994
	17	Cornell	March 16, 1994

### LARGEST HALFTIME DEFICIT

Rank	Points	Opponent	Date
1st	21	Louisville	March 27, 2009
2nd	16	Kansas State	March 21, 1951
3rd	12	Wichita State	March 17, 2016
	12	Oklahoma	April 2, 1988
5th	11	East Tennessee State	March 20, 1992
6th	9	Utah	March 21, 1998
7th	7	UConn	March 26, 2011
	7	Villanova	March 19, 2006
9th	6	Houston	March 24, 2022
	6	Duke	March 24, 2011

\*Indicates statistic from vacated NCAA appearance



# NCAA TOURNAMENT

## MOST POINTS IN A SECOND HALF

Rank	Points	Opponent	Date
1st	61	Iowa	March 25, 1988
2nd	55	Duke	March 24, 2011
3rd	54	UC Santa Barbara	March 14, 2002
	54	Cornell	March 18, 1988
5th	53	Illinois	March 25, 2001
	53	Providence (OT)	March 23, 1997
7th	52	Illinois State	March 14, 1998
8th	52	South Florida	March 16, 1990
	52	UNLV (OT)	March 18, 1976
10th	51	Oklahoma	April 2, 1988

## MOST POINTS ALLOWED (SECOND HALF)

Rank	Points	Opponent	Date
1st	56	UNLV (OT)	March 18, 1976
2nd	55	Wisconsin	March 28, 2015
	55	Oklahoma	March 21, 2002
4th	54	Louisville	March 27, 2009
	54	Providence	March 23, 1997
6th	52	Illinois State	March 14, 1998
7th	51	Illinois	March 25, 2001
	51	St. Francis (PA)	March 14, 1991
9th	50	Arkansas	April 2, 1994
10th	49 (2x)	Last: Buffalo	March 15, 2018

## MOST REBOUNDS

Rank	Rebs.	Opponent	Date
1st	61	UNLV	March 18, 1976
2nd	57	Nicholls State	March 12, 1998
3rd	52	East Tennessee State	March 20, 1992
4th	50	Arkansas	April 2, 1994
	50	Georgetown	March 13, 1976
6th	48	North Carolina	March 29, 1997
	48	Loyola (Md.)	March 18, 1994
8th	47	Gonzaga (2OT)	March 22, 2003
	47	Vermont	March 20, 2003
	47	Illinois State	March 14, 1998
	47	Virginia	March 20, 1994

## HIGHEST FG PERCENTAGE (GAME)

Rank	FG%	Opponent	Date
1st	.660	Oklahoma State	March 24, 2005
2nd	.604	Texas Southern	March 19, 2015
3rd	.597	Valparaiso	March 15, 1996
4th	.594	Eastern Illinois	March 16, 2001
5th	.593	Wisconsin	March 17, 2006
6th	.589	St. Francis (PA)	March 15, 1991
7th	.581	North Dakota	March 16, 2017
8th	.579	UNLV (OT)	March 18, 1976
9th	.569	Belmont	March 21, 2013
10th	.561	Iowa	March 25, 1988

## LOWEST FG PERCENTAGE

Rank	FG%	Opponent	Date
1st	.283	Utah	March 21, 1998
2nd	.291	Alabama	March 15, 1985
3rd	.309	Santa Clara	March 18, 1993
4th	.333	Houston	March 24, 2022
	.333	North Carolina	March 29, 1997
6th	.357	Kansas State	March 21, 1951
7th	.365	Ohio State	March 21, 2015
8th	.375	Miami (Ohio)	March 16, 1995
9th	.379	Kentucky (OT)	March 31, 1997
10th	.381	Louisville	March 27, 2009

## FEWEST POINTS IN A SECOND HALF

Rank	Points	Opponent	Date
1st	22	Alabama	March 18, 1990
2nd	24	Alabama	March 15, 1985
3rd	26	Wisconsin (OT)	March 29, 2014
	26	Santa Clara	March 18, 1993
5th	29	Purdue	March 16, 2007
	29	Auburn	March 14, 1986
7th	30	Oklahoma	March 21, 2002
	30	Miami (Ohio)	March 16, 1995
9th	31	Utah	March 21, 1998
	31	UNLV	March 23, 1989
	31	Alabama	March 15, 1985

## FEWEST POINTS ALLOWED (SECOND HALF)

Rank	Points	Opponent	Date
1st	22	Illinois State	March 14, 1998
2nd	24	Utah State	March 17, 2005
	24	North Carolina	March 27, 1988
4th	25	Kansas State	March 21, 1951
5th	26	Butler	March 18, 2001
6th	27	Gonzaga	March 23, 2014
	27	Jackson State	March 16, 2000
	27	North Carolina	March 29, 1997
9th	29	Wisconsin (OT)	March 29, 2014
	29	Harvard	March 23, 2013
	29	Vermont	March 20, 2003
	29	South Alabama	March 13, 1997

## MOST DEFENSIVE REBOUNDS

Rank	Rebs.	Opponent	Date
1st	37	Missouri	March 26, 1994
2nd	36	Wright State	March 18, 2022
	36	Vermont	March 20, 2003
	36	Virginia	March 20, 1994
5th	35	Illinois State	March 14, 1998
	35	Nicholls State	March 12, 1998
7th	34	Loyola (Md.)	March 18, 1994
	34	Robert Morris	March 16, 1989
9th	33	North Dakota	March 16, 2017
	33	Eastern Illinois	March 16, 2001

## HIGHEST 3FG PERCENTAGE

Rank	3FG%	Opponent	Date
1st	.600	Harvard	March 23, 2013
	.600	Duke	March 21, 2011
3rd	.571	Texas	March 20, 2011
	.571	St. Francis (PA)	March 15, 1991
5th	.529	Belmont	March 21, 2013
6th	.550	Wright State	March 18, 2022
7th	.500	Weber State	March 21, 2014
	.500	Wisconsin	March 17, 2006
	.500	Oklahoma State	March 24, 2005
	.500	Notre Dame	March 27, 2003
	.500	Michigan State	March 31, 2001
	.500	South Florida	March 16, 1990
	.500	Robert Morris	March 16, 1989

## LOWEST 3FG PERCENTAGE

Rank	3FG%	Opponent	Date
1st	.000	Ole Miss	March 23, 2001
2nd	.111	Buffalo	March 15, 2018
3rd	.150	Loyola (Md.)	March 18, 1994
4th	.182	Duke	April 2, 2001
5th	.182	Utah	March 21, 1998
6th	.185	TCU	March 20, 2022
7th	.188	Arkansas	April 2, 1994
8th	.190	Connecticut	March 26, 2011
9th	.200	Eastern Illinois	March 16, 2001
	.200	Virginia	March 20, 1994

## MOST/LEAST POINTS IN OT PERIOD

Rank	Points	Opponent	Date
1st	12	UTEP	March 13, 1987
2nd	11	Gonzaga	March 22, 2003
	11	Providence	March 23, 1997
	11	UNLV	March 18, 1976
5th	10	TCU	March 20, 2022
	10	Kentucky	March 31, 1997
7th	9	Wisconsin	March 29, 2014
	9	Illinois	March 26, 2005
9th	7	Gonzaga (2nd OT)	March 22, 2003

## MOST/LEAST POINTS ALLOWED (OT PERIOD)

Rank	Points	Opponent	Date
1st	19	UTEP	March 13, 1987
2nd	11	Gonzaga	March 22, 2003
3rd	10	Wisconsin	March 29, 2014
	10	Illinois	March 26, 2005
5th	7	Providence	March 23, 1997
6th	6	Gonzaga (2nd OT)	March 22, 2003
	6	UNLV	March 18, 1976
8th	5	TCU	March 20, 2022
	5	Kentucky	March 31, 1997

## MOST OFFENSIVE REBOUNDS

Rank	Rebs.	Opponent	Date
1st	23	East Tennessee State	March 20, 1992
2nd	22	Nicholls State	March 12, 1998
3rd	20	Villanova	March 19, 2006
	20	Arkansas	April 2, 1994
5th	19	Connecticut	March 26, 2011
	19	Kansas	March 21, 1997
7th	18	Ohio State	March 21, 2015
	18	Gonzaga (2OT)	March 22, 2003
	18	Ole Miss	March 23, 2001
	18	North Carolina	March 29, 1997
	18	College of Charleston	March 15, 1997

## BEST FG DEF. PERCENTAGE

Rank	D-FG%	Opponent	Date
1st	.276	Harvard	March 23, 2013
2nd	.279	Loyola (Md.)	March 18, 1994
3rd	.295	Jackson State	March 16, 2000
4th	.302	Weber State	March 21, 2014
	.302	Illinois State	March 14, 1998
6th	.311	North Carolina	March 29, 1997
	.311	Virginia	March 20, 1994
8th	.313	Vermont	March 20, 2003
9th	.316	Robert Morris	March 16, 1989
10th	.328	UAB	March 19, 2005

## WORST FG DEF. PERCENTAGE (GAME)

Rank	D-FG%	Opponent	Date
1st	.576	Louisville	March 27, 2009
2nd	.562	Southern Illinois	March 12, 1977
3rd	.558	Wisconsin	March 28, 2015
4th	.548	Buffalo	March 15, 2018
5th	.538	Villanova	March 19, 2006
6th	.528	Xavier	March 23, 2017
7th	.527	Utah	March 21, 1998
8th	.526	Auburn	March 14, 1986
9th	.514	UCLA	March 20, 1976
10th	.509	*West Virginia	March 20, 2008

\*Indicates statistic from vacated NCAA appearance



# NCAA TOURNAMENT

## MOST 3FG'S MADE

Rank	3FG's	Opponent	Date
1st	11	Wright State	March 18, 2022
	11	North Carolina	March 29, 1997
	11	Iowa	March 25, 1988
4th	10	Kansas	March 29, 2003
	10	UC Santa Barbara	March 14, 2002
	10	Valparaiso	March 15, 1996
	10	Louisville	March 24, 1994
8th	9 (7x)	Last: Harvard	March 23, 2013

## FEWEST 3FG'S MADE

Rank	3FG's	Opponent	Date
1st	0	Ole Miss	March 23, 2001
2nd	2	Buffalo	March 15, 2018
	2	Wisconsin	March 28, 2015
	2	Eastern Illinois	March 16, 2001
	2	BYU	March 17, 1991
6th	3	Cleveland State	March 22, 2009
	3	Oklahoma	March 12, 1999
	3	Virginia	March 20, 1994
	3	Loyola (Md.)	March 18, 1994
	3	South Florida	March 16, 1990
	3	Seton Hall	March 20, 1988

## MOST FT'S MADE

Rank	FT's	Opponent	Date
1st	43	Illinois	March 25, 2001
2nd	34	Kentucky (OT)	March 31, 1997
3rd	33	Missouri	March 26, 1994
4th	32	UC Santa Barbara	March 14, 2002
5th	30	BYU	March 17, 1991
	30	UTEP (OT)	March 13, 1987
7th	28	Wisconsin	March 28, 2015
8th	27	Providence (OT)	March 23, 1997
9th	26	Memphis	March 18, 2011
	26	UNLV (OT)	March 18, 1976

## FEWEST FT'S MADE

Rank	FT's	Opponent	Date
1st	3	Auburn	March 14, 1986
2nd	5	Miami (Ohio)	March 16, 1995
3rd	6	Valparaiso	March 15, 1996
4th	8	Buffalo	March 15, 2018
	8	Oklahoma	April 2, 1988
	8	UCLA	March 20, 1976
7th	9	Wichita State	March 17, 2016
	9	Weber State	March 21, 2014
	9	Louisville	March 27, 2009
	9	Notre Dame	March 27, 2003
	9	UNLV	March 23, 1989
	9	Kansas State	March 21, 1951

## MOST ASSISTS

Rank	Assists	Opponent	Date
1st	26	Valparaiso	March 15, 1996
2nd	25	UNLV (OT)	March 18, 1976
3rd	24	Gonzaga	March 23, 2014
	24	Iowa	March 17, 1996
5th	23	Illinois State	March 14, 1998
6th	22	Vermont	March 20, 2003
	22	Iowa	March 25, 1988
8th	21	Wright State	March 18, 2022
	21	Illinois (OT)	March 26, 2005
10th	20	Nicholls State	March 12, 1998
	20	St. Francis (PA)	March 15, 1991
	20	Auburn	March 14, 1986

## MOST 3FG'S ATTEMPTED

Rank	3FGA's	Opponent	Date
1st	32	Arkansas	April 2, 1994
2nd	29	North Carolina	March 29, 1997
3rd	27	TCU	March 20, 2022
	27	Xavier	March 23, 2017
	27	Illinois State	March 14, 1998
6th	26	Iowa	March 17, 1996
7th	25	Clemson	March 18, 1989
8th	24	Louisville	March 27, 2009
	24	Gonzaga (2OT)	March 22, 2003
	24	Louisville	March 24, 1994
	24	Iowa	March 25, 1988

## FEWEST 3FG'S ATTEMPTED (GAME)

Rank	3FGA's	Opponent	Date
1st	6	Wisconsin	March 28, 2015
	6	South Florida	March 16, 1990
3rd	8	Ole Miss	March 23, 2001
	8	BYU	March 17, 1991
	8	Robert Morris	March 16, 1989
	8	Seton Hall	March 20, 1988
7th	9	Oklahoma	March 12, 1999
8th	10	Wisconsin	March 17, 2006
	10	Eastern Illinois	March 16, 2001
10th	11 (8x)	Last: Buffalo	March 15, 2018

## MOST FT'S ATTEMPTED

Rank	FTA's	Opponent	Date
1st	56	Illinois	March 25, 2001
2nd	46	UNLV (OT)	March 18, 1976
3rd	43	UTEP (OT)	March 13, 1987
4th	42	UC Santa Barbara	March 14, 2002
5th	41	Kentucky (OT)	March 31, 1997
	41	Missouri	March 26, 1994
7th	40	Georgetown	March 13, 1976
8th	38	Providence (OT)	March 23, 1997
	38	BYU	March 17, 1991
10th	32	Santa Clara	March 18, 1993

## FEWEST FT'S ATTEMPTED

Rank	FTA's	Opponent	Date
1st	7	Auburn	March 14, 1986
2nd	9	Valparaiso	March 15, 1996
3rd	10	UCLA	March 20, 1976
4th	11	Buffalo	March 15, 2018
	11	Xavier	March 23, 2017
	11	Notre Dame	March 27, 2003
	11	Oklahoma	April 2, 1988
8th	12	Wright State	March 18, 2022
9th	13	Louisville	March 27, 2009
	13	Miami (Ohio)	March 16, 1995
	13	UNLV	March 23, 1989

## MOST STEALS

Rank	Steals	Opponent	Date
1st	15	Gonzaga	March 23, 2014
2nd	14	Nicholls State	March 12, 1998
3rd	13	Utah	March 20, 2009
4th	12	Notre Dame	March 27, 2003
	12	Michigan State	March 31, 2001
	12	Illinois State	March 14, 1998
	12	Kansas	March 21, 1997
	12	Iowa	March 25, 1988
9th	11	Illinois (OT)	March 26, 2005
	11	Eastern Illinois	March 16, 2001
	11	Jackson State	March 16, 2000

## MOST 3FG'S ALLOWED

Rank	3FG's	Opponent	Date
1st	16	Illinois (OT)	March 26, 2005
	16	UC Santa Barbara	March 14, 2002
3rd	15	Buffalo	March 15, 2018
4th	14	Louisville	March 27, 2009
5th	13	East Tennessee State	March 20, 1992
6th	12	Wisconsin	March 28, 2015
7th	11	*West Virginia	March 20, 2008
	11	Gonzaga (2OT)	March 22, 2003
	11	Illinois	March 25, 2001
	11	Eastern Illinois	March 16, 2001
	11	Maryland	March 19, 1998
	11	Alabama	March 18, 1990

## FEWEST 3FG'S ALLOWED

Rank	3FG's	Opponent	Date
1st	1	Seton Hall	March 20, 1988
2nd	2	Michigan State	March 31, 2001
	2	Utah	March 21, 1998
	2	Cornell	March 18, 1988
5th	3	Wichita State	March 17, 2016
	3	Xavier	March 26, 2015
	3	Texas	March 20, 2011
	3	Cleveland State	March 22, 2009
	3	Jackson State	March 16, 2000
	3	Valparaiso	March 15, 1996
	3	Robert Morris	March 16, 1989

## HIGHEST FT PERCENTAGE

Rank	FT%	Opponent	Date
1st	.944	Purdue	March 16, 2007
	.944	Butler	March 18, 2001
3rd	.933	Wisconsin	March 28, 2015
4th	.917	Cornell	March 18, 1988
5th	.909	Xavier	March 23, 2017
	.900	Ohio State	March 28, 2013
7th	.889	Texas Southern	March 19, 2015
8th	.875	Arkansas	April 2, 1994
9th	.864	Kansas	March 22, 1996
10th	.857	North Dakota	March 16, 2017
	.857	Cleveland State	March 22, 2009
	.857	Illinois (OT)	March 26, 2005

## LOWEST FT PERCENTAGE

Rank	FT%	Opponent	Date
1st	.385	Miami (Ohio)	March 16, 1995
2nd	.429	Auburn	March 14, 1986
3rd	.542	Utah	March 21, 1998
4th	.563	Weber State	March 21, 2014
5th	.565	UNLV (OT)	March 18, 1976
6th	.588	Oklahoma State	March 24, 2005
7th	.600	Wichita State	March 17, 2016
	.600	College of Charleston	March 15, 1997
	.600	Kansas State	March 21, 1951
10th	.611	Illinois State	March 14, 1998

## MOST BLOCKS

Rank	Blocks	Opponent	Date
1st	12	Weber State	March 21, 2014
2nd	11	UTEP	March 13, 1987
3rd	9	Wright State	March 18, 2022
	9	Illinois	March 25, 2001
	9	Eastern Illinois	March 16, 2001
5th	8	Gonzaga	March 23, 2014
	8	Illinois (OT)	March 26, 2005
	8	Kansas	March 29, 2003
	8	Jackson State	March 16, 2000
	8	Maryland	March 19, 1998
	8	North Carolina	March 29, 1997

\*Indicates statistic from vacated NCAA appearance



# NCAA TOURNAMENT

## FEWEST ASSISTS

Rank	Assists	Opponent	Date
1st	3	Ole Miss	March 23, 2001
2nd	4	Saint Mary's	March 18, 2017
	7	Ohio State	March 28, 2013
	7	Wichita State	March 17, 2016
	7	Alabama	March 15, 1985
6th	8	Wisconsin	March 28, 2015
	8	Wisconsin (OT)	March 29, 2014
	8	Oklahoma	March 12, 1999
9th	9	Utah State	March 17, 2005
10th	10 (4x)	Last: Xavier	March 26, 2015

## FEWEST TURNOVERS

Rank	TO's	Opponent	Date
1st	6	Gonzaga	March 23, 2014
2nd	7	North Dakota	March 16, 2017
	7	Wisconsin (OT)	March 29, 2014
	7	San Diego State	March 27, 2014
4th	8	Xavier	March 23, 2017
	8	Xavier	March 26, 2015
	8	Ohio State	March 21, 2015
	8	Wyoming	March 16, 2002
	8	Michigan State	March 31, 2001
	8	Utah	March 21, 1998

## FEWEST STEALS

Rank	Steals	Opponent	Date
1st	2	Wichita State	March 17, 2016
	2	Wisconsin (OT)	March 29, 2014
	2	San Diego State	March 27, 2014
	2	Oklahoma	April 2, 1988
5th	3	North Dakota	March 16, 2017
	3	Connecticut	March 26, 2011
	3	*West Virginia	March 20, 2008
	3	Oklahoma State	March 24, 2005
	3	Utah State	March 17, 2005
10th	4 (12x)	Last: Wright State	March 18, 2022

## MOST TURNOVERS

Rank	TO's	Opponent	Date
1st	22	Providence (OT)	March 23, 1997
2nd	21	Loyola (Md.)	March 18, 1994
3rd	19	Wright State	March 18, 2022
	19	Wichita State	March 17, 2016
	19	Kansas	March 29, 2003
	19	Illinois	March 25, 2001
	19	Kansas	March 22, 1996
8th	18	Ole Miss	March 23, 2001
	18	Butler	March 18, 2001
	18	Kentucky (OT)	March 31, 1997

## FEWEST BLOCKS

Rank	Blocks	Opponent	Date
1st	0	Southern Illinois	March 12, 1977
2nd	1	Xavier	March 23, 2017
	1	Wisconsin	March 28, 2015
	1	Xavier	March 26, 2015
	1	Connecticut	March 26, 2011
	1	Louisville	March 27, 2009
	1	Arkansas	April 2, 1994
	1	North Carolina	March 27, 1988
	1	Iowa	March 25, 1988
	1	Georgetown	March 13, 1976

\*Indicates statistic from vacated NCAA appearance



## PLAYER RECORDS - SINGLE GAME

### MOST POINTS

Rank	Points	Player/Opponent	Date
1st	32	Derrick Williams vs. Duke	March 24, 2011
	32	Khalid Reeves vs. Loyola (Md.)	March 18, 1994
3rd	31	Sean Elliott vs. Oklahoma	April 2, 1988
	31	Herman Harris vs. UNLV (OT)	March 18, 1976
5th	30	B. Mathurin vs. TCU (OT)	March 20, 2022
	30	Miles Simon vs. Kentucky (OT)	March 31, 1997
	30	Miles Simon vs. Providence (OT)	March 23, 1997
	30	Khalid Reeves vs. Virginia	March 20, 1994
9th	29	Nic Wise vs. Utah	March 20, 2009
	29	Khalid Reeves vs. Louisville	March 24, 1994

### HIGHEST FG PERCENTAGE

(Minimum 5 Made FG's)

Rank	FG%	Player/Opponent	Date
1st	1.000 (8-8)	R. Alkins vs. North Dakota	March 16, 2017
	1.000 (5-5)	R. Hollis-Jefferson vs. Weber State	March 21, 2014
	1.000 (5-5)	Joseph Blair vs. Loyola (Md.)	March 18, 1994
4th	.923 (12-13)	Christian Koloko vs. TCU	March 20, 2022
5th	.875 (7-8)	Dusan Ristic vs. Buffalo	March 15, 2018
6th	.857 (6-7)	Jordin Mayes vs. Texas	March 20, 2011
7th	.833 (5-6)	Ivan Radenovic vs. UAB	March 19, 2005
	.833 (5-6)	Mustafa Shakur vs. Seton Hall	March 18, 2004
	.833 (5-6)	Michael Wright vs. Butler	March 18, 2001
	.833 (5-6)	Ed Stokes vs. Alabama	March 18, 1990

### HIGHEST 3FG PERCENTAGE

(Minimum 3 Made 3FG's)

Rank	FG%	Player/Opponent	Date
1st	1.000 (4-4)	Jordin Mayes vs. Texas	March 20, 2011
	1.000 (4-4)	Mustafa Shakur vs. Villanova	March 19, 2006
	1.000 (3-3)	Jason Terry vs. Valparaiso	March 15, 1996
	1.000 (4-4)	Sean Elliott vs. Robert Morris	March 16, 1989
	1.000 (3-3)	Sean Elliott vs. UTEP	March 13, 1987
6th	.833 (5-6)	Mike Bibby vs. Maryland	March 19, 1998
	.833 (5-6)	Derrick Williams vs. Duke	March 24, 2011
8th	.800 (4-5)	S. Johnson vs. Texas Southern	March 19, 2015
9th	.750 (6x)	Last: Pelle Larsson (3-4) vs. Wright St.	March 18, 2022

### MOST FG'S MADE

Rank	FG's	Player/Opponent	Date
1st	13	Sean Elliott vs. Oklahoma	April 2, 1988
	13	Herman Harris vs. UNLV (OT)	March 18, 1976
3rd	12	Christian Koloko vs. TCU (OT)	March 18, 2022
	12	Mark Lyons vs. Harvard	March 13, 2013
	12	Brian Williams vs. South Florida	March 16, 1990
6th	11	Derrick Williams vs. Duke	March 24, 2011
	11	Channing Frye vs. Illinois (OT)	March 26, 2005
	11	Khalid Reeves vs. Loyola (Md.)	March 18, 1994
	11	Anthony Cook vs. Robert Morris	March 16, 1989
	11	Sean Elliott vs. Iowa	March 25, 1988

### MOST 3FG'S MADE

Rank	3FG's	Player/Opponent	Date
1st	6	Mike Bibby vs. North Carolina	March 29, 1997
2nd	5	Gabe York vs. Ohio State	March 21, 2015
	5	Derrick Williams vs. Duke	March 24, 2011
	5	Salim Stoudamire vs. UAB	March 19, 2005
	5	Mike Bibby vs. Maryland	March 19, 1998
	5	D. Stoudamire vs. Miami (Ohio)	March 16, 1995
	5	Khalid Reeves vs. Louisville	March 24, 1994
	5	Matt Othick vs. St. Francis (Pa.)	March 14, 1991
	5	Steve Kerr vs. Iowa	March 25, 1988
10th	4 (16x)	Last: B. Mathurin vs. Wright St.	March 18, 2022

### MOST FT'S MADE

Rank	FTs	Player/Opponent	Date
1st	14	Miles Simon vs. Kentucky (OT)	March 31, 1997
2nd	12	Marcus Williams vs. Villanova	March 19, 2006
	12	Jason Gardner vs. UCSB	March 24, 2002
	12	Loren Woods vs. Illinois	March 25, 2001
5th	11	B. Mathurin vs. TCU (OT)	March 20, 2022
	11	Sean Elliott vs. North Carolina	March 27, 1988
7th	10	Nick Johnson vs. San Diego State	March 27, 2014
	10	Nic Wise vs. Cleveland State	March 22, 2009
	10	Miles Simon vs. Providence (OT)	March 23, 1997
	10	Reggie Geary vs. Missouri	March 26, 1994
	10	Khalid Reeves vs. Virginia	March 20, 1994

### HIGHEST FT PERCENTAGE

(Minimum 8 Made FT's)

Rank	FT%	Player/Opponent	Date
1st	1.000 (10-10)	Nick Johnson vs. San Diego St.	March 27, 2014
	1.000 (8-8)	R. Hollis-Jefferson vs. Gonzaga	March 23, 2014
	1.000 (9-9)	Derrick Williams vs. Memphis	March 18, 2011
	1.000 (10-10)	Nic Wise vs. Cleveland St.	March 22, 2009
	1.000 (8-8)	Jason Gardner vs. Kansas	March 29, 2003
	1.000 (8-8)	Loren Woods vs. Ole Miss	March 23, 2001
	1.000 (8-8)	Matt Othick vs. BYU	March 17, 1991
8th	.923 (12-13)	Loren Woods vs. Illinois	March 25, 2001
9th	.909 (10-11)	Reggie Geary vs. Missouri	March 26, 1994
10th	.900 (9-10) (4x)	Last: L. Markkanen vs. St. Mary's	March 18, 2017

### MOST REBOUNDS

Rank	Rebs	Player/Opponent	Date
1st	18	A. Gordon vs. Wisconsin (OT)	March 29, 2014
2nd	16	A.J. Bramlett vs. South Alabama	March 13, 1997
	16	Al Fleming vs. UCLA	March 20, 1976
4th	15	A.J. Bramlett vs. Col. of Charleston	March 15, 1997
	15	Phil Taylor vs. UNLV	March 18, 1976
6th	14	Ben Davis vs. Iowa	March 17, 1996
	14	Joseph Blair vs. Arkansas	April 2, 1994
	14	Sean Elliott vs. UNLV	March 23, 1989
9th	13 (7x)	Last: Koloko vs. Wright St.	March 18, 2022

### MOST BLOCKS

Rank	Blks	Player/Opponent	Date
1st	7	Loren Woods vs. Illinois	March 25, 2001
	7	Anthony Cook vs. UTEP	March 13, 1987
3rd	6	Channing Frye vs. Illinois (OT)	March 26, 2005
	6	Loren Woods vs. Eastern Illinois	March 16, 2001
5th	5	Christian Koloko vs. Wright St.	March 18, 2022
	5	K. Tarczewski vs. Weber State	March 21, 2014
	5	Aaron Gordon vs. Weber State	March 21, 2014
	5	Channing Frye vs. Utah State	March 17, 2005
	5	Channing Frye vs. Wyoming	March 16, 2002
10th	4 (8x)	Last: Nick Johnson vs. Gonzaga	March 23, 2014

### MOST FG'S ATTEMPTED

Rank	FGA's	Player/Opponent	Date
1st	25	Khalid Reeves vs. Loyola (Md.)	March 18, 1994
2nd	24	Damon Stoudamire vs. Arkansas	April 2, 1994
3rd	23	Sean Elliott vs. Oklahoma	April 2, 1988
4th	22	Herman Harris vs. UNLV (OT)	March 18, 1976
5th	21	Michael Dickerson vs. Kansas	March 21, 1997
6th	20	Luke Walton vs. Wyoming	March 16, 2002
	20	Khalid Reeves vs. Virginia	March 20, 1994
	20	Herman Harris vs. So. Illinois	March 12, 1977
9th	19 (7x)	Last: Mathurin vs. TCU (OT)	March 20, 2022

### MOST 3FG'S ATTEMPTED

Rank	3FGA's	Player/Opponent	Date
1st	13	Damon Stoudamire vs. Arkansas	April 2, 1994
2nd	12	Steve Kerr vs. Oklahoma	April 2, 1988
3rd	11	B. Mathurin vs. TCU (OT)	March 20, 2022
	11	Salim Stoudamire vs. UAB	March 19, 2005
	11	Mike Bibby vs. North Carolina	March 29, 1997
	11	Matt Muehlebach vs. Alabama	March 18, 1990
7th	10 (9x)	Last: Kriisa vs. TCU (OT)	March 20, 2022

### MOST FT'S ATTEMPTED

Rank	FTA's	Player/Opponent	Date
1st	17	Miles Simon vs. Kentucky (OT)	March 31, 1997
2nd	16	Miles Simon vs. Providence (OT)	March 23, 1997
3rd	15	Derrick Williams vs. Texas	March 20, 2011
	15	Marcus Williams vs. Villanova	March 19, 2006
5th	14	Jason Gardner vs. UCSB	March 24, 2002
	14	Sean Elliott vs. North Carolina	March 27, 1988
7th	13	Christian Koloko vs. TCU (OT)	March 20, 2022
	13	Loren Woods vs. Illinois	March 25, 2001
	13	Khalid Reeves vs. Virginia	March 20, 1994
10th	12	Derrick Williams vs. UCONN	March 26, 2011

### MOST OFFENSIVE REBOUNDS

Rank	ORebs	Player/Opponent	Date
1st	10	Wayne Womack vs. ETSU	March 20, 1992
2nd	8	Jordan Hill vs. Louisville	March 27, 2009
3rd	7	Christian Koloko vs. TCU (OT)	March 20, 2022
	7	Rick Anderson vs. UCSB	March 14, 2002
	7	A.J. Bramlett vs. Oklahoma*	March 12, 1999
	7	Michael Wright vs. Oklahoma*	March 12, 1999
	7	A.J. Bramlett vs. North Carolina	March 29, 1997
	7	B. Davison vs. Providence (OT)	March 23, 1997
	7	A.J. Bramlett vs. Kansas	March 21, 1997
	7	Brian Williams vs. Seton Hall	March 21, 1991

### MOST ASSISTS

Rank	Assts	Player/Opponent	Date
1st	13	Reggie Geary vs. Iowa	March 17, 1996
2nd	12	Jim Rappis vs. UNLV	March 18, 1976
3rd	10	Matt Othick vs. South Florida	March 16, 1990
4th	9	Mustafa Shakur vs. Wisconsin	March 17, 2006
	9	Luke Walton vs. Gonzaga (2OT)	March 22, 2003
	9	D. Stoudamire vs. Loyol (Md.)	March 18, 1994
	9	Herman Harris vs. UNLV	March 18, 1976
8th	8 (8x)	Last: N. Wise vs. Cleveland St	March 22, 2009

### MOST POINTS AGAINST UA

Rank	Pts	Player/Opponent	Date
1st	35	Mike Glenn - Southern Illinois	March 12, 1977
2nd	32	Mark Hull - UC Santa Barbara	March 14, 2002
	32	Kyle Hill - Eastern Illinois	March 16, 2001
4th	29	Frank Kaminsky - Wisconsin	March 28, 2015
	29	Corliss Williamson - Arkansas	April 2, 1994
	29	Joe Anderson - St. Francis (Pa.)	March 14, 1991
7th	28	Frank Kaminsky - Wisconsin (OT)	March 29, 2014
	28	Kyrie Irving - Duke	March 24, 2011
	28	Kirk Hinrich - Kansas	March 29, 2003
	28	Tony Dehere - Seton Hall	March 21, 1991

### MOST DEFENSIVE REBOUNDS

Rank	DRebs	Player/Opponent	Date
1st	12	A. Gordon vs. Wisconsin (OT)	March 29, 2014
	12	M. Wright vs. Jackson State	March 16, 2000
	12	A.J. Bramlett vs. South Alabama	March 13, 1997
	12	Sean Elliott vs. UNLV	March 23, 1989
5th	11	Ryan Anderson vs. Wichita State	March 17, 2016
6th	9	Solomon Hill vs. Harvard	March 23, 2013
	9	Channing Frye vs. Illinois (OT)	March 26, 2005
	9	Luke Walton vs. Kansas	March 29, 2003
	9	A.J. Bramlett vs. Col. of Charleston	March 15, 1997
	9	Joseph Blair vs. Virginia	March 20, 1994
	9	Jud Buechler vs. Alabama	March 18, 1990

### MOST STEALS

Rank	Stls	Player/Opponent	Date
1st	6	Gilbert Arenas vs. Michigan State	March 31, 2001
2nd	5	Dalen Terry vs. TCU (OT)	March 20, 2022
	5	T.J. McConnell vs. Ohio State	March 21, 2015
	5	Jason Terry vs. South Alabama	March 13, 1997
5th	4	T.J. McConnell vs. Tx. Southern	March 19, 2015
	4	Aaron Gordon vs. Gonzaga	March 23, 2014
	4	Kyle Fogg vs. Cleveland State	March 22, 2009
	4	Chase Bunting vs. Utah	March 20, 2009
	4	Ivan Radenovic vs. Illinois (OT)	March 26, 2005
	4	Gilbert Arenas vs. Illinois	March 25, 2001
	4	Gilbert Arenas vs. Jackson State	March 16, 2000
	4	Ruben Douglas vs. Oklahoma*	March 12, 1999
	4	Jason Terry vs. Oklahoma*	March 12, 1999
	4	Mike Bibby vs. Maryland	March 19, 1998
	4	Jason Terry vs. Nicholls State	March 12, 1998
	4	Miles Simon vs. Nicholls State	March 12, 1998
	4	B. Davison vs. Nicholls State	March 12, 1998
	4	Jason Terry vs. Kansas	March 21, 1997
	4	Reggie Geary vs. Valparaiso	March 15, 1996
	4	Reggie Geary vs. Arkansas	April 2, 1994
	4	Matt Othick vs. St. Francis (Pa.)	March 14, 1991
	4	Anthony Cook vs. Cornell	March 18, 1988

\*Indicates statistic from vacated NCAA appearance



# NCAA TOURNAMENT

## FRESHMEN RECORDS - SINGLE GAME

### MOST POINTS

Rank	Points	Player/Opponent	Date
1st	24	Marcus Williams vs. Villanova	March 19, 2006
2nd	22	Stanley Johnson vs. Texas Southern	March 19, 2015
3rd	21	Gilbert Arenas vs. Wisconsin	March 18, 2000
	21	Mike Bibby vs. Kansas	March 21, 1997
	21	Chris Mills vs. St. Francis (Pa.)	March 14, 1991
6th	20	Rawle Alkins vs. North Dakota	March 16, 2017
	20	L. Markkanen vs. North Dakota	March 16, 2017
	20	Mike Bibby vs. North Carolina	March 29, 1997
	20	Chris Mills vs. Seton Hall	March 21, 1991
	20	Sean Elliott vs. Auburn	March 14, 1986

### HIGHEST FG PERCENTAGE

(Minimum 5 Made FG's)

Rank	FG%	Player/Opponent	Date
1st	1.000 (8-8)	R. Alkins vs. North Dakota	March 16, 2017
	1.000 (5-5)	R. Hollis-Jefferson vs. Weber St.	March 21, 2014
	1.000 (5-5)	Kaleb Tarczewski vs. Belmont	March 21, 2013
3rd	.857 (6-7)	Jordin Mayes vs. Texas	March 20, 2011
4th	.833 (5-6)	Mustafa Shakur vs. Seton Hall	March 18, 2004
	.833 (5-6)	Ed Stokes vs. Alabama	March 18, 1990
6th	.800 (8-10)	Aaron Gordon vs. Gonzaga	March 23, 2014
7th	.778 (7-9)	A. Gordon vs. San Diego St.	March 27, 2014
	.778 (7-9)	H. Adams vs. Notre Dame	March 27, 2003
9th	.750 (6-8)	Sean Rooks vs. Robert Morris	March 16, 1989
10th	.727 (8-11)	Stanley Johnson vs. Texas So.	March 19, 2015

### HIGHEST 3FG PERCENTAGE

(Minimum 2 Made 3FG's)

Rank	FG%	Player/Opponent	Date
1st	1.000 (2-2)	Rawle Alkins vs. North Dakota	March 16, 2017
	1.000 (4-4)	Jordin Mayes vs. Texas	March 20, 2011
	1.000 (3-3)	Jason Terry vs. Valparaiso	March 15, 1996
4th	.800 (4-5)	Stanley Johnson vs. Texas So.	March 19, 2015
5th	.600 (3-5)	Gilbert Arenas vs. Jackson St.	March 16, 2000
	.600 (3-5)	Mike Bibby vs. Kentucky (OT)	March 31, 1997
7th	.545 (6-11)	Mike Bibby vs. North Carolina	March 29, 1997
8th	.500 (2-4)	Mike Bibby vs. Kansas	March 21, 1997
	.500 (2-4)	Mike Bibby vs. South Alabama	March 13, 1997
10th	.428 (3-7)	Mike Bibby vs. Col. of Charleston	March 15, 1997

### HIGHEST FT PERCENTAGE

(Minimum 5 Made FT's)

Rank	FT%	Player/Opponent	Date
1st	1.000 (8-8)	R. Hollis-Jefferson vs. Gonzaga	March 23, 2014
	1.000 (6-6)	Mike Bibby vs. Kentucky (OT)	March 31, 1997
3rd	.900 (9-10)	L. Markkanen vs. Saint Mary's	March 18, 2017
4th	.875 (7-8)	R. Hollis-Jefferson vs. San Diego St.	March 27, 2014
	.875 (7-8)	M. Bibby vs. Col. of Charleston	March 15, 1997
6th	.857 (6-7)	Chase Budinger vs. Purdue	March 16, 2007
	.857 (6-7)	Gilbert Arenas vs. Wisconsin	March 18, 2000
8th	.833 (5-6)	J. McClellan vs. Illinois (OT)	March 26, 2005
	.833 (5-6)	Mike Bibby vs. Kansas	March 21, 1997
10th	.800 (12-15)	M. Williams vs. Villanova	March 19, 2006

### MOST REBOUNDS

Rank	Rebs	Player/Opponent	Date
1st	18	Aaron Gordon vs. Wisconsin (OT)	March 29, 2014
2nd	13	Deandre Ayton vs. Buffalo	March 15, 2018
3rd	12	Michael Wright vs. Oklahoma*	March 12, 1999
4th	11	Lauri Markkanen vs. Saint Mary's	March 18, 2017
	11	Channing Frye vs. Wyoming	March 16, 2002
6th	10	Stanley Johnson vs. Ohio State	March 21, 2015
7th	9	Mike Bibby vs. Kentucky (OT)	March 31, 1997
	9	E. Edgerson vs. North Carolina	March 29, 1997
9th	8 (7x)	Last: Lauri Markkanen vs. Xavier	March 23, 2017

### MOST BLOCKS

Rank	Blks	Player/Opponent	Date
1st	5	Aaron Gordon vs. Weber State	March 21, 2014
	5	Channing Frye vs. Wyoming	March 16, 2002
2nd	4	R. Hollis-Jefferson vs. Gonzaga	March 23, 2014
3rd	2 (11x)	Last: Markkanen vs. St. Mary's	March 18, 2017

### MOST FG'S MADE

Rank	FG's	Player/Opponent	Date
1st	10	Sean Elliott vs. Auburn	March 14, 1986
2nd	9	Chris Mills vs. Seton Hall	March 21, 1991
3rd	8	Rawle Alkins vs. North Dakota	March 16, 2017
	8	L. Markkanen vs. North Dakota	March 16, 2017
	8	Stanley Johnson vs. Texas Southern	March 19, 2015
	8	A. Gordon vs. Gonzaga	March 23, 2014
7th	7	A. Gordon vs. San Diego State	March 27, 2014
	7	A. Gordon vs. Weber State	March 21, 2014
	7	Gilbert Arenas vs. Wisconsin	March 18, 2000
	7	Hassan Adams vs. Notre Dame	March 27, 2003
	7	Mike Bibby vs. North Carolina	March 29, 1997
	7	Mike Bibby vs. Kansas	March 21, 1997

### MOST 3FG'S MADE

Rank	3FG's	Player/Opponent	Date
1st	6	Mike Bibby vs. North Carolina	March 29, 1997
2nd	4	Stanley Johnson vs. Texas Southern	March 19, 2015
	4	Jordin Mayes vs. Texas	March 20, 2011
4th	3	Gilbert Arenas vs. Jackson State	March 16, 2000
	3	Mike Bibby vs. Kentucky (OT)	March 31, 1997
	3	Mike Bibby vs. Col. of Charleston	March 15, 1997
	3	Jason Terry vs. Valparaiso	March 15, 1996
8th	2 (7x)	Last: Allonzo Trier vs. Wichita State	March 17, 2016

### MOST FT'S MADE

Rank	FTs	Player/Opponent	Date
1st	12	Marcus Williams vs. Villanova	March 19, 2006
2nd	9	Lauri Markkanen vs. Saint Mary's	March 18, 2017
3rd	8	R. Hollis-Jefferson vs. Gonzaga	March 23, 2014
4th	7	R. Hollis-Jefferson vs. San Diego St.	March 27, 2014
	7	Mike Bibby vs. Providence (OT)	March 23, 1997
	7	Mike Bibby vs. Col. of Charleston	March 15, 1997
	7	Ed Stokes vs. Alabama	March 18, 1990
8th	6 (7x)	Last: Kyle Fogg vs. Utah	March 20, 2009

### MOST OFFENSIVE REBOUNDS

Rank	ORebs	Player/Opponent	Date
1st	7	Michael Wright vs. Oklahoma*	March 12, 1999
2nd	6	Aaron Gordon vs. Wisconsin (OT)	March 29, 2014
3rd	5	Deandre Ayton vs. Buffalo	March 15, 2018
	5	Lauri Markkanen vs. Xavier	March 23, 2017
	5	Stanley Johnson vs. Ohio State	March 21, 2015
	5	Marcus Williams vs. Villanova	March 19, 2006
7th	4	Lauri Markkanen vs. Saint Mary's	March 18, 2017
	4	Channing Frye vs. Wyoming	March 16, 2002
	4	E. Edgerson vs. North Carolina	March 29, 1997
	4	Eugene Edgerson vs. Kansas	March 21, 1997
	4	Ed Stokes vs. Alabama	March 18, 1990

### MOST ASSISTS

Rank	Assts	Player/Opponent	Date
1st	6	Aaron Gordon vs. Gonzaga	March 23, 2014
	6	Sean Elliott vs. Auburn	March 14, 1986
3rd	5	Rawle Alkins vs. North Dakota	March 16, 2017
	5	R. Hollis-Jefferson vs. Gonzaga	March 23, 2014
	5	Andre Iguodala vs. Vermont	March 20, 2003
	5	Gilbert Arenas vs. Wisconsin	March 18, 2000
	5	Mike Bibby vs. Kansas	March 21, 1997
	5	Jason Terry vs. Valparaiso	March 15, 1996
	5	Khalid Reeves vs. BYU	March 16, 1991
10th	4 (6x)	Last: M. Williams vs. Villanova	March 19, 2006

### DOUBLE-DOUBLES

Player/Opponent
Deandre Ayton vs. Buffalo (14 pts & 13 rebs.)
March 15, 2018
Lauri Markkanen vs. St. Mary's (16 pts. & 11 rebs.)
March 18, 2017
Channing Frye vs. Wyoming (18 pts. & 11 rebs.)
March 16, 2002

Michael Wright vs. Oklahoma (16 pts. & 12 rebs)\*  
March 12, 1999

### MOST FG'S ATTEMPTED

Rank	FGA's	Player/Opponent	Date
1st	18	Marcus Williams vs. Villanova	March 19, 2006
	18	Gilbert Arenas vs. Wisconsin	March 18, 2000
	18	Mike Bibby vs. North Carolina	March 29, 1997
4th	17	Sean Elliott vs. Auburn	March 14, 1986
5th	13	Deandre Ayton vs. Buffalo	March 15, 2018
	13	Michael Wright vs. Oklahoma*	March 12, 1999
	13	Damon Stoudamire vs. ETSU	March 20, 1992
8th	12	L. Markkanen vs. North Dakota	March 16, 2017
	12	Allonzo Trier vs. Wichita State	March 17, 2016
	12	Stanley Johnson vs. Ohio State	March 19, 2015
	12	Mike Bibby vs. Kentucky (OT)	March 31, 1997
	12	Chris Mills vs. Seton Hall	March 21, 1991
	12	Chris Mills vs. St. Francis (Pa.)	March 14, 1991

### MOST 3FG'S ATTEMPTED

Rank	3FGA's	Player/Opponent	Date
1st	11	Mike Bibby vs. North Carolina	March 29, 1997
2nd	7	Jason Gardner vs. Wisconsin	March 18, 2000
	7	Mike Bibby vs. Col. of Charleston	March 15, 1997
4th	6	Allonzo Trier vs. Wichita State	March 17, 2016
	6	Marcus Williams vs. Villanova	March 19, 2006
	6	Salim Stoudamire vs. Oklahoma	March 21, 2002
	6	Salim Stoudamire vs. UCSB	March 14, 2002
	6	Mike Bibby vs. Providence (OT)	March 23, 1997
9th	5 (6x)	Last: Stanley Johnson vs. Xavier	March 26, 2015

### MOST FT'S ATTEMPTED

Rank	FTA's	Player/Opponent	Date
1st	15	Marcus Williams vs. Villanova	March 19, 2006
2nd	10	Lauri Markkanen vs. Saint Mary's	March 18, 2017
	10	Channing Frye vs. UCSB	March 14, 2002
	10	Mike Bibby vs. Providence (OT)	March 23, 1997
	10	Ed Stokes vs. Alabama	March 18, 1990
6th	8	R. Hollis-Jefferson vs. San Diego State	March 27, 2014
	8	R. Hollis-Jefferson vs. Gonzaga	March 23, 2014
	8	Kyle Fogg vs. Utah	March 20, 2009
	8	Channing Frye vs. Wyoming	March 16, 2002
	8	Salim Stoudamire vs. UCSB	March 14, 2002
	8	Mike Bibby vs. Col. of Charleston	March 15, 1997

### MOST DEFENSIVE REBOUNDS

Rank	DRebs	Player/Opponent	Date
1st	12	Aaron Gordon vs. Wisconsin (OT)	March 29, 2014
2nd	8	Deandre Ayton vs. Buffalo	March 15, 2018
	8	Kaleb Tarczewski vs. Harvard	March 23, 2013
4th	7	Lauri Markkanen vs. Saint Mary's	March 18, 2017
	7	Brandon Ashley vs. Harvard	March 23, 2013
	7	Kaleb Tarczewski vs. Belmont	March 21, 2013
	7	Channing Frye vs. Wyoming	March 16, 2002
	7	Mike Bibby vs. Kentucky (OT)	March 31, 1997
	7	Mike Bibby vs. North Carolina	March 29, 1997
10th	6	Chase Budinger vs. Purdue	March 16, 2007
	6	Channing Frye vs. UCSB	March 14, 2002

### MOST STEALS

Rank	Stls	Player/Opponent	Date
1st	4	Aaron Gordon vs. Gonzaga	March 23, 2014
	4	Kyle Fogg vs. Cleveland State	March 22, 2009
	4	Gilbert Arenas vs. Jackson St.	March 16, 2000
	4	Ruben Douglas vs. Oklahoma*	March 12, 1999
5th	3	Kyle Fogg vs. Utah	March 20, 2009
	3	Marcus Williams vs. Wisconsin	March 17, 2006
	3	Hassan Adams vs. Kansas	March 29, 2003
	3	Andre Iguodala vs. Kansas	March 29, 2003
	3	Hassan Adams vs. Notre Dame	March 27, 2003
	3	Jason Gardner vs. Wisconsin	March 18, 2000
	3	Mike Bibby vs. Kentucky (OT)	March 31, 1997
	3	Mike Bibby vs. North Carolina	March 29, 1997

\*Indicates statistic from vacated NCAA appearance





# NCAA TOURNAMENT

## NCAA TOURNAMENT - CAREER

### MOST POINTS

Rank	Points	Player	Years
1st	260	Miles Simon	1995-98
2nd	236	Sean Elliott	1986-89
3rd	189	Jason Gardner	2000-03
4th	183	Khalid Reeves	1991-94
5th	179	Mike Bibby	1997-98
6th	172	Channing Frye	2002-05
7th	170	Michael Dickerson	1995-98
8th	153	Anthony Cook	1986-89
	153	Hassan Adams	2003-06
10th	149	Salim Stoudamire	2002-05

### HIGHEST FG PERCENTAGE

(Minimum 15 Made FG's)

Rank	FG%	Player	Years
1st	.724 (21-29)	Christian Koloko	2020-22
2nd	.639 (23-39)	Joseph Blair	1993-95
3rd	.613 (65-106)	Hassan Adams	2003-06
4th	.610 (25-41)	Aaron Gordon	2014
5th	.588 (20-34)	Phil Taylor	1976
6th	.581 (36-62)	Kaleb Tarczewski	2013-16
7th	.575 (88-153)	Sean Elliott	1986-89
8th	.570 (57-100)	Anthony Cook	1986-89
9th	.569 (29-51)	Jud Buechler	1987-90
10th	.564 (31-55)	Brian Williams	1990-91

### HIGHEST 3FG PERCENTAGE

(Minimum 7 Made FG's)

Rank	FG%	Player	Years
1st	.611 (11-18)	Mustafa Shakur	2004-07
2nd	.571 (8-14)	Jordin Mayes	2011-14
3rd	.563 (18-32)	Sean Elliott	1986-89
4th	.500 (12-24)	Nick Johnson	2012-14
5th	.452 (28-62)	Mike Bibby	1997-98
6th	.423 (11-26)	Richard Jefferson	1999-01
7th	.412 (7-17)	Hassan Adams	2003-06
8th	.400 (8-20)	Nic Wise	2007-09
9th	.390 (16-41)	Gabe York	2013-16
10th	.389 (14-36)	Matt Muehlebach	1988-91

### HIGHEST FT PERCENTAGE

(Minimum 20 Made FTs)

Rank	FG%	Player	Years
1st	.909 (30-33)	Loren Woods	2001
2nd	.889 (24-27)	Nic Wise	2008-09
3rd	.860 (37-43)	Salim Stoudamire	2002-05
4th	.851 (23-27)	Matt Othick	1989-92
5th	.850 (34-40)	Damon Stourd mire	1992-95
6th	.828 (72-87)	Jason Gardner	2000-03
7th	.826 (38-46)	Kaleb Tarczewski	2013-16
8th	.824 (42-51)	R. Hollis-Jefferson	2014-15
	.824 (56-68)	Khalid Reeves	1991-94
	.824 (42-51)	Sean Elliott	1986-89

### MOST STEALS

Rank	Steals	Player	Years
1st	30	Jason Terry	1996-99
2nd	24	Jason Gardner	2000-03
3rd	22	Gilbert Arenas	2000-01
4th	20	Mike Bibby	1997-98
5th	19	Miles Simon	1995-98
6th	17	Reggie Geary	1993-96
7th	16	Hassan Adams	2003-06
	16	T.J. McConnell	2014-15
9th	12	Nick Johnson	2012-14
	12	Khalid Reeves	1991-94
	12	Kenny Lofton	1986-89

### MOST FIELD GOALS

Rank	FG's	Player	Years
1st	88	Sean Elliott	1986-89
2nd	86	Miles Simon	1995-98
3rd	71	Channing Frye	2002-05
4th	65	Hassan Adams	2003-06
	65	Michael Dickerson	1995-98
6th	57	Jason Gardner	2000-03
	57	Khalid Reeves	1991-94
	57	Anthony Cook	1986-89
9th	55	Mike Bibby	1997-98
10th	47	Luke Walton	2000-03

### MOST MADE 3FG'S

Rank	3FG's	Player	Years
1st	30	Salim Stoudamire	2002-05
2nd	28	Mike Bibby	1997-98
3rd	24	Jason Gardner	2000-03
4th	21	Miles Simon	1995-98
5th	18	Sean Elliott	1986-89
6th	17	Jason Terry	1996-99
7th	16	Gabe York	2013-16
8th	15	Damon Stourd mire	1992-95
9th	14	Matt Muehlebach	1988-91
10th	13	Michael Dickerson	1995-98
	13	Khalid Reeves	1991-94

### MOST MADE FT'S

Rank	FT's	Player	Years
1st	72	Jason Gardner	2000-03
2nd	67	Miles Simon	1995-98
3rd	56	Khalid Reeves	1991-94
4th	42	R. Hollis-Jefferson	2014-15
	42	Sean Elliott	1986-89
6th	41	Mike Bibby	1997-98
7th	39	Anthony Cook	1986-89
8th	38	Kaleb Tarczewski	2013-16
9th	32	Derrick Williams	2011
	32	Luke Walton	2000-03

### MOST REBOUNDS

Rank	Rebs	Player	Years
1st	115	Channing Frye	2002-05
2nd	101	A.J. Bramlett	1996-99
3rd	88	Luke Walton	2000-03
4th	70	Michael Wright	1999-01
5th	69	Anthony Cook	1986-89
6th	68	Kaleb Tarczewski	2013-16
	68	Sean Elliott	1986-89
8th	66	Bennett Davison	1997-98
9th	65	Ray Owes	1992-95
10th	59	Michael Dickerson	1995-98
	59	Miles Simon	1995-98

### MOST BLOCKS

Rank	Blocks	Player	Years
1st	38	Channing Frye	2002-05
2nd	24	Loren Woods	2001
3rd	19	Anthony Cook	1986-89
4th	18	A.J. Bramlett	1996-99
5th	17	Kaleb Tarczewski	2013-16
6th	13	Bennett Davison	1997-98
7th	12	Ed Stokes	1990-93
8th	10	Christian Koloko	2020-22
9th	9	R. Hollis-Jefferson	2014-15
	9	Richard Jefferson	1999-01
	9	Reggie Geary	1993-96
	9	Sean Rooks	1989-92

### MOST FIELD GOAL ATTEMPTS

Rank	FGA's	Player	Years
1st	187	Miles Simon	1995-98
2nd	172	Michael Dickerson	1995-98
3rd	161	Jason Gardner	2000-03
4th	153	Sean Elliott	1986-89
5th	128	Channing Frye	2002-05
	128	Khalid Reeves	1991-94
7th	122	Mike Bibby	1997-98
8th	116	Damon Stourd mire	1992-95
9th	115	Salim Stoud mire	2002-05
	115	Luke Walton	2000-03

### MOST 3FG ATTEMPTS

Rank	3FGA's	Player	Years
1st	90	Jason Gardner	2000-03
2nd	78	Salim Stoud mire	2002-05
3rd	66	Miles Simon	1995-98
4th	62	Mike Bibby	1997-98
5th	57	Michael Dickerson	1995-98
6th	55	Damon Stourd mire	1992-95
7th	51	Khalid Reeves	1991-94
8th	48	Jason Terry	1996-99
9th	41	Gabe York	2013-16
10th	36	Matt Muehlebach	1988-91

### MOST FT ATTEMPTS

Rank	FTA's	Player	Years
1st	87	Jason Gardner	2000-03
2nd	83	Miles Simon	1995-98
3rd	68	Khalid Reeves	1991-94
4th	54	Anthony Cook	1986-89
5th	51	R. Hollis-Jefferson	2014-15
	51	Mike Bibby	1997-98
	51	Sean Elliott	1986-89
8th	47	A.J. Bramlett	1996-99
9th	46	Kaleb Tarczewski	2013-16
10th	45	Channing Frye	2002-05

### MOST ASSISTS

Rank	Assists	Player	Years
1st	67	Luke Walton	2000-03
2nd	60	Miles Simon	1995-98
3rd	56	Jason Gardner	2000-03
4th	49	Reggie Geary	1993-96
5th	43	Jason Terry	1996-99
6th	39	Mustafa Shakur	2004-07
7th	38	Matt Othick	1989-92
8th	37	Damon Stourd mire	1992-95
9th	35	T.J. McConnell	2014-15
	35	Mike Bibby	1997-98

Includes statistics from vacated NCAA appearances



# NCAA TOURNAMENT

## DOUBLE-DOUBLES

Player/Opponent	Date
Christian Koloko vs. TCU (28 pts. & 12 rebs.)	March 20, 2022
Christian Koloko vs. Wright State (17 pts. & 13 rebs.)	March 18, 2022
Deandre Ayton vs. Buffalo (14 pts. & 13 rebs.)	March 15, 2018
Lauri Markkanen vs. Saint Mary's (16 pts. & 11 rebs.)	March 18, 2017
Kaleb Tarczewski vs. Xavier (12 pts. & 12 rebs.)	March 26, 2015
Rondae Hollis-Jefferson vs. Ohio State (11 pts. & 10 rebs.)	March 21, 2015
Rondae Hollis-Jefferson vs. Texas So. (23 pts. & 10 rebs.)	March 19, 2015
Solomon Hill vs. Harvard (13 pts. & 10 rebs.)	March 23, 2013
Derrick Williams vs. Duke (32 pts. & 13 rebs.)	March 24, 2011
Derrick Williams vs. Memphis (22 pts. & 10 rebs.)	March 18, 2011
Jordan Hill vs. Louisville (14 pts. & 11 rebs.)	March 27, 2009
Jordan Hill vs. Utah (17 pts. & 13 rebs.)	March 20, 2009
Jordan Hill vs. West Virginia (16 pts. & 12 rebs.)*	March 20, 2008
Channing Frye vs. Illinois (24 pts. & 12 rebs.)	March 26, 2005
Hassan Adams vs. Oklahoma State (19 pts. & 10 rebs.)	March 24, 2005
Channing Frye vs. Oklahoma State (15 pts. & 10 rebs.)	March 24, 2005
Hassan Adams vs. UAB (16 pts. & 10 rebs.)	March 19, 2005
Channing Frye vs. Utah State (17 pts. & 10 rebs.)	March 17, 2005
Channing Frye vs. Seton Hall (13 pts. & 12 rebs.)	March 18, 2004
Luke Walton vs. Kansas (18 pts. & 10 rebs.)	March 29, 2003
Channing Frye vs. Notre Dame (14 pts. & 12 rebs.)	March 27, 2003
Channing Frye vs. Gonzaga (2OT) (22 pts. & 12 rebs.)	March 22, 2003
Rick Anderson vs. Gonzaga (2OT) (17 pts. & 11 rebs.)	March 22, 2003
Channing Frye vs. Vermont (12 pts. & 12 rebs.)	March 20, 2003
Channing Frye vs. Wyoming (18 pts. & 11 rebs.)	March 16, 2002
Michael Wright vs. Duke (10 pts. & 11 rebs.)	April 2, 2001
Loren Woods vs. Duke (22 pts. & 11 rebs.)	April 2, 2001
Richard Jefferson vs. Mississippi State (15 pts. & 11 rebs.)	March 23, 2001
Loren Woods vs. Mississippi State (16 pts. & 11 rebs.)	March 23, 2001
Michael Wright vs. Jackson State (19 pts. & 13 rebs.)	March 16, 2000
Michael Wright vs. Oklahoma (16 pts. & 12 rebs.)*	March 12, 1999
A.J. Bramlett vs. Oklahoma (13 pts. & 12 rebs.)*	March 12, 1999
Bennett Davidson vs. Providence (OT) (14 pts. & 12 rebs.)	March 23, 1997
A.J. Bramlett vs. Kansas (12 pts. & 12 rebs.)	March 21, 1997
A.J. Bramlett vs. College of Charleston (12 pts. & 15 rebs.)	March 15, 1997
Ben Davis vs. Iowa (17 pts. & 14 rebs.)	March 17, 1996
Reggie Geary vs. Iowa (16 pts. & 13 assists)	March 17, 1996
Ray Owes vs. Arkansas (16 pts. & 12 rebs.)	April 2, 1994
Damon Stoudamire vs. Missouri (24 pts. & 10 rebs.)	March 26, 1994
Joseph Blair vs. Louisville (11 pts. & 10 rebs.)	March 24, 1994
Ray Owes vs. Virginia (15 pts. & 10 rebs.)	March 20, 1994
Wayne Womack vs. ETSU (19 pts. & 13 rebs.)	March 20, 1992
Sean Rooks vs. East Tennessee State (17 pts. & 10 rebs.)	March 20, 1992
Brian Williams vs. Seton Hall (21 pts. & 10 rebs.)	March 21, 1991
Brian Williams vs. BYU (24 pts. & 11 rebs.)	March 16, 1991
Sean Elliott vs. UNLV (22 pts. & 14 rebs.)	March 23, 1989
Anthony Cook vs. Oklahoma (16 pts. & 11 rebs.)	April 2, 1988
Sean Elliott vs. Oklahoma (31 pts. & 11 rebs.)	April 2, 1988
Tom Tolbert vs. Oklahoma (11 pts. & 13 rebs.)	April 2, 1988
Anthony Cook vs. UTEP (13 pts. & 11 rebs.)	March 13, 1987
Al Flemming vs. UCLA (14 pts. & 16 rebs.)	March 20, 1976
Phil Taylor vs. UNLV (OT) (18 pts. & 15 rebs.)	March 18, 1976
Bob Elliott vs. UNLV (OT) (20 pts. & 12 rebs.)	March 18, 1976
Jim Rappis vs. UNLV (OT) (24 pts. & 12 assists)	March 18, 1976
Al Flemming vs. Georgetown (12 pts. & 12 rebs.)	March 13, 1976
Phil Taylor vs. Georgetown (15 pts. & 11 rebs.)	March 13, 1976

\*Indicates a vacated NCAA appearance

## DOUBLE-DOUBLES (CAREER)

Rank	Games	Player	Years
1st	8	Channing Frye	2002-05
2nd	3	Jordan Hill	2007-09
	3	Michael Wright	1999-01
	3	A.J. Bramlett	1996-99
5th	2	Christian Koloko	2020-22
	2	Kyle Tarczewski	2013-16
	2	Rondae Hollis-Jefferson	2014-15
	2	Derrick Williams	2011
	2	Hassan Adams	2003-06
	2	Loren Woods	2001
	2	Ray Owes	1992-95
	2	Brian Williams	1990-91
	2	Sean Elliott	1986-89
	2	Anthony Cook	1986-89
	2	Al Flemming	1976

## 30+ POINT GAMES

Rank	Games	Player	Years
1st	2	Miles Simon	1995-98
	2	Khalid Reeves	1991-94
3rd	1	Benedict Mathurin	2021-22
	1	Derrick Williams	2011
	1	Sean Elliott	1986-89
	1	Herman Harris	1976

## 20+ POINT GAMES

Rank	Games	Player	Years
1st	7	Sean Elliott	1986-89
2nd	4	Jason Gardner	2000-03
	4	Miles Simon	1995-98
4th	3	Mark Lyons	2013
	3	Chase Budinger	2007-09
	3	Gilbert Arenas	2000-01
	3	Mike Bibby	1997-98
	3	Michael Dickerson	1995-98
	3	Khalid Reeves	1991-94
	3	Brian Williams	1990-91
	3	Anthony Cook	1986-89

## 30-POINT, 10-REB GAMES

Player/Opponent	Date
Derrick Williams vs. Duke (32 pts. & 13 rebs.)	March 24, 2011
Sean Elliott vs. Oklahoma (31 pts. & 11 rebs.)	April 2, 1988

## 20-POINT, 10-REB GAMES

Player/Opponent	Date
Christian Koloko vs. TCU (28 pts. & 12 rebs.)	March 20, 2022
Rondae Hollis-Jefferson vs. Texas So. (23 pts. & 10 rebs.)	March 19, 2015
Derrick Williams vs. Memphis (22 pts. & 10 rebs.)	March 18, 2011
Channing Frye vs. Illinois (24 pts. & 12 rebs.)	March 26, 2005
Channing Frye vs. Gonzaga (2OT) (22 pts. & 12 rebs.)	March 22, 2003
Loren Woods vs. Duke (22 pts. & 11 rebs.)	April 2, 2001
Brian Williams vs. Seton Hall (21 pts. & 10 rebs.)	March 21, 1991
Brian Williams vs. BYU (24 pts. & 11 rebs.)	March 16, 1991
Sean Elliott vs. UNLV (22 pts. & 14 rebs.)	March 23, 1989
Bob Elliott vs. UNLV (OT) (20 pts. & 12 rebs.)	March 18, 1976



# NCAA TOURNAMENT

## HISTORY BY DATE

Date	Record
<b>March 12th</b>	<b>1-2</b>
03-12-1999: L, 60-61 vs. Oklahoma (1st Round)*	
03-12-1998: W, 99-60 vs. Nicholls State (1st Round)	
03-12-1977: L, 77-81 vs. Southern Illinois (1st Round)	
<b>March 13th</b>	<b>2-1</b>
03-13-1997: W, 65-57 vs. South Alabama (1st Round)	
03-13-1987: L, 91-98 vs. UTEP (1st Round)	
03-13-1976: W, 83-76 vs. Georgetown (1st Round)	
<b>March 14th</b>	<b>3-1</b>
03-14-2002: W, 86-81 vs. UC Santa Barbara (1st Round)	
03-14-1998: W, 82-49 vs. Illinois State (2nd Round)	
03-14-1991: W, 93-80 vs. St. Francis (Pa.) (1st Round)	
03-14-1986: L, 63-73 vs. Auburn (1st Round)	
<b>March 15th</b>	<b>2-2</b>
03-15-2018: L, 68-89 vs. Buffalo (1st Round)	
03-15-1997: W, 73-69 vs. College of Charleston (2nd Round)	
03-15-1996: W, 90-51 vs. Valparaiso (1st Round)	
03-15-1985: L, 41-50 vs. Alabama (1st Round)	
<b>March 16th</b>	<b>7-2</b>
03-16-2017: W, 100-82 vs. North Dakota (1st Round)	
03-16-2007: L, 63-72 vs. Purdue (1st Round)	
03-16-2002: W, 68-60 vs. Wyoming (2nd Round)	
03-16-2001: W, 101-76 vs. Eastern Illinois (1st Round)	
03-16-2000: W, 71-47 vs. Jackson State (1st Round)	
03-16-1995: L, 63-71 vs. Miami (Ohio) (1st Round)	
03-16-1991: W, 76-61 vs. BYU (2nd Round)	
03-16-1990: W, 79-67 vs. South Florida (1st Round)	
03-16-1989: W, 94-60 vs. Robert Morris (1st Round)	
<b>March 17th</b>	<b>3-1</b>
03-17-2016: L, 55-65 vs. Wichita State (1st Round)	
03-17-2006: W, 94-75 vs. Wisconsin (1st Round)	
03-17-2005: W, 66-53 vs. Utah State (1st Round)	
03-17-1996: W, 87-73 vs. Iowa (2nd Round)	
<b>March 18th</b>	<b>8-4</b>
03-18-2022: W, 87-70 vs. Wright State (1st Round)	
03-18-2017: W, 69-60 vs. Saint Mary's (2nd Round)	
03-18-2011: W, 77-75 vs. Memphis (1st Round)	
03-18-2004: L, 76-80 vs. Seton Hall (1st Round)	
03-18-2001: W, 73-52 vs. Butler (2nd Round)	
03-18-2000: L, 59-66 vs. Wisconsin (2nd Round)	
03-18-1994: W, 81-55 vs. Loyola (Md.) (1st Round)	
03-18-1993: L, 61-64 vs. Santa Clara (1st Round)	
03-18-1990: L, 55-77 vs. Alabama (2nd Round)	
03-18-1989: W, 94-68 vs. Clemson (2nd Round)	
03-18-1988: W, 90-50 vs. Cornell (1st Round)	
03-18-1976: W, 114-109 (OT) vs. UNLV (2nd Round)	
<b>March 19th</b>	<b>3-1</b>
03-19-2015: W, 93-72 vs. Texas Southern (1st Round)	
03-19-2006: L, 78-82 vs. Villanova (2nd Round)	
03-19-2005: W, 85-63 vs. UAB (2nd Round)	
03-19-1998: W, 87-79 vs. Maryland (Sweet Sixteen)	
<b>March 20th</b>	<b>6-3</b>
03-20-2022: W, 85-80 (OT) vs. TCU (2nd Round)	
03-20-2011: W, 70-69 vs. Texas (2nd Round)	
03-20-2009: W, 84-71 vs. Utah (1st Round)	
03-20-2008: L, 65-75 vs. West Virginia (1st Round)*	
03-20-2003: W, 80-51 vs. Vermont (1st Round)	
03-20-1994: W, 71-58 vs. Virginia (2nd Round)	
03-20-1992: L, 80-87 vs. East Tennessee State (1st Round)	
03-20-1988: W, 84-55 vs. Seton Hall (2nd Round)	
03-20-1976: L, 66-82 vs. UCLA (Sweet Sixteen)	

\*Indicates a vacated NCAA appearance

Date	Record
<b>March 21st</b>	<b>4-4</b>
03-21-2015: W, 73-58 vs. Ohio State (2nd Round)	
03-21-2014: W, 68-59 vs. Weber State (1st Round)	
03-21-2013: W, 81-64 vs. Belmont (1st Round)	
03-21-2002: L, 67-88 vs. Oklahoma (Sweet Sixteen)	
03-21-1998: L, 51-76 vs. Utah (Elite Eight)	
03-21-1997: W, 85-82 vs. Kansas (Sweet Sixteen)	
03-21-1991: L, 77-81 vs. Seton Hall (Sweet Sixteen)	
03-21-1951: L, 59-61 vs. Kansas State (1st Round)	
<b>March 22nd</b>	<b>2-1</b>
03-22-2009: W, 71-57 vs. Cleveland State (2nd Round)	
03-22-2003: W, 96-95 (2OT) vs. Gonzaga (2nd Round)	
03-22-1996: L, 80-83 vs. Kansas (Sweet Sixteen)	
<b>March 23rd</b>	<b>4-2</b>
03-23-2017: L, 71-73 vs. Xavier (Sweet 16)	
03-23-2014: W, 84-61 vs. Gonzaga (2nd Round)	
03-23-2013: W, 74-51 vs. Harvard (2nd Round)	
03-23-2001: W, 66-56 vs. Ole Miss (Sweet Sixteen)	
03-23-1997: W, 96-92 (OT) vs. Providence (Elite Eight)	
03-23-1989: L, 67-68 vs. UNLV (Sweet Sixteen)	
<b>March 24th</b>	<b>3-1</b>
03-24-2022: L, 60-72 vs. Houston (Sweet Sixteen)	
03-24-2011: W, 93-77 vs. Duke (Sweet Sixteen)	
03-24-2005: W, 79-78 vs. Oklahoma State (Sweet Sixteen)	
03-24-1994: W, 82-70 vs. Louisville (Sweet Sixteen)	
<b>March 25th</b>	<b>2-0</b>
03-25-2001: W, 87-81 vs. Illinois (Elite Eight)	
03-25-1988: W, 99-79 vs. Iowa (Sweet Sixteen)	
<b>March 26th</b>	<b>2-2</b>
03-26-2015: W, 68-60 vs. Xavier (Sweet Sixteen)	
03-26-2011: L, 63-65 vs. Connecticut (Elite Eight)	
03-26-2005: L, 89-90 (OT) vs. Illinois (Elite Eight)	
03-26-1994: W, 92-72 vs. Missouri (Elite Eight)	
<b>March 27th</b>	<b>3-1</b>
03-27-2014: W, 70-64 vs. San Diego State (Sweet Sixteen)	
03-27-2009: L, 64-103 vs. Louisville (Sweet Sixteen)	
03-27-2003: W, 88-71 vs. Notre Dame (Sweet Sixteen)	
03-27-1988: W, 70-52 vs. North Carolina (Elite Eight)	
<b>March 28th</b>	<b>0-2</b>
03-28-2015: L, 78-85 vs. Wisconsin (Elite Eight)	
03-28-2013: L, 70-73 vs. Ohio State (Sweet Sixteen)	
<b>March 29th</b>	<b>1-2</b>
03-29-2014: L, 63-64 (OT) vs. Wisconsin (Elite Eight)	
03-29-2003: L, 75-78 vs. Kansas (Elite Eight)	
03-29-1997: W, 66-58 vs. North Carolina (Final Four)	
<b>March 31st</b>	<b>2-0</b>
03-31-2001: W, 80-61 vs. Michigan State (Final Four)	
03-31-1997: W, 84-79 (OT) vs. Kentucky (National Championship)	
<b>April 2nd</b>	<b>0-3</b>
04-02-2001: L, 72-82 vs. Duke (National Championship)	
04-02-1994: L, 82-91 vs. Arkansas (Final Four)	
04-02-1988: L, 78-86 vs. Oklahoma (Final Four)	



# NCAA TOURNAMENT

Round	Site	Opponent	Result	High Arizona Scorer
<b>1951 - WEST REGION</b>				
First	Kansas City, Mo.	Kansas State	L, 59-61	Honea/Johnson, 15
<b>1976 - WEST REGION</b>				
First	Tempe, Ariz.	Georgetown	W, 84-76	Jim Rappis, 20
Regional Semifinal	Los Angeles, Calif.	UNLV	W, 114-109 (OT)	Herman Harris, 31
Regional Final	Los Angeles, Calif.	UCLA	L, 66-82	Herman Harris, 18
<b>1977 - MIDWEST REGION</b>				
First	Omaha, Neb.	Southern Illinois	L, 77-81	Bob Elliott, 23
<b>1985 - WEST REGION (NO. 10 SEED)</b>				
First	Albuquerque, N.M.	(7) Alabama	L, 41-50	Pete Williams, 10
<b>1986 - WEST REGION (NO. 9 SEED)</b>				
First	Long Beach, Calif.	(8) Auburn	L, 63-73	Sean Elliott, 20
<b>1987 - WEST REGION (NO. 10 SEED)</b>				
First	Tucson, Ariz.	(7) UTEP	L, 91-98 (OT)	Sean Elliott, 26
<b>1988 - WEST REGION (NO. 1 SEED)</b>				
First	Los Angeles, Calif.	(16) Cornell	W, 90-50	Sean Elliott, 24
Second	Los Angeles, Calif.	(8) Seton Hall	W, 84-55	Anthony Cook, 20
Regional Semifinal	Seattle, Wash.	(5) Iowa	W, 99-79	Sean Elliott, 25
Regional Final	Seattle, Wash.	(2) North Carolina	W, 70-52	Sean Elliott, 24
National Semifinal	Kansas City, Mo.	(1) Oklahoma	L, 78-86	Sean Elliott, 31
<b>1989 - WEST REGION (NO. 1 SEED)</b>				
First	Boise, Idaho	(16) Robert Morris	W, 94-60	Sean Elliott, 27
Second	Boise, Idaho	(9) Clemson	W, 94-68	Sean Elliott, 25
Regional Semifinal	Denver, Colo.	(4) UNLV	L, 67-68	Sean Elliott, 22
<b>1990 - WEST REGION (NO. 2 SEED)</b>				
First	Long Beach, Calif.	(15) South Florida	W, 79-67	Brian Williams, 28
Second	Long Beach, Calif.	(7) Alabama	L, 55-77	Ed Stokes, 17
<b>1991 - WEST REGION (NO. 2 SEED)</b>				
First	Salt Lake City, Utah	(15) St. Francis (Pa.)	W, 93-80	Matt Othick, 25
Second	Salt Lake City, Utah	(10) BYU	W, 76-61	Brian Williams, 24
Regional Semifinal	Seattle, Wash.	(3) Seton Hall	L, 77-81	Brian Williams, 21
<b>1992 - SOUTHEAST REGION (NO. 3 SEED)</b>				
First	Atlanta, Ga.	(14) East Tennessee St.	L, 80-87	Wayne Womack, 19
<b>1993 - WEST REGION (NO. 2 SEED)</b>				
First	Salt Lake City, Utah	(15) Santa Clara	L, 61-64	Chris Mills, 19
<b>1994 - WEST REGION (NO. 2 SEED)</b>				
First	Sacramento, Calif.	(15) Loyola (Md.)	W, 81-55	Khalid Reeves, 32
Second	Sacramento, Calif.	(7) Virginia	W, 71-58	Khalid Reeves, 30
Regional Semifinal	Los Angeles, Calif.	(3) Louisville	W, 82-70	Khalid Reeves, 29
Regional Final	Los Angeles, Calif.	(1) Missouri	W, 92-72	Damon Stoudamire, 27
National Semifinal	Charlotte, N.C.	(1) Arkansas	L, 82-91	Khalid Reeves, 20
<b>1995 - MIDWEST REGION (NO. 5 SEED)</b>				
First	Dayton, Ohio	(12) Miami (Ohio)	L, 62-71	Damon Stoudamire, 18
<b>1996 - WEST REGION (NO. 3 SEED)</b>				
First	Tempe, Ariz.	(14) Valparaiso	W, 90-51	Michael Dickerson, 22
Second	Tempe, Ariz.	(6) Iowa	W, 87-73	Ben Davis, 17
Regional Semifinal	Denver, Colo.	(2) Kansas	L, 80-83	Dickerson/Simon, 21
<b>1997 - SOUTHEAST REGION (NO. 4 SEED)</b>				
First	Memphis, Tenn.	(13) South Alabama	W, 65-57	Michael Dickerson, 16
Second	Memphis, Tenn.	(12) Coll. of Charleston	W, 73-69	Miles Simon, 20
Regional Semifinal	Birmingham, Ala.	(1) Kansas	W, 85-82	Mike Bibby, 21
Regional Final	Birmingham, Ala.	(10) Providence	W, 96-92 (OT)	Miles Simon, 30
National Semifinal	Indianapolis, Ind.	(1) North Carolina	W, 66-58	Miles Simon, 24
National Final	Indianapolis, Ind.	(1) Kentucky	W, 84-79 (OT)	Miles Simon, 30
<b>1998 - WEST REGION (NO. 1 SEED)</b>				
First	Sacramento, Calif.	(16) Nicholls State	W, 99-60	Miles Simon, 24
Second	Sacramento, Calif.	(9) Illinois State	W, 82-49	Bibby/Simon, 19
Regional Semifinal	Anaheim, Calif.	(4) Maryland	W, 87-79	Mike Bibby, 26
Regional Final	Anaheim, Calif.	(3) Utah	L, 51-76	Jason Terry, 16
<b>1999 - MIDWEST REGION (NO. 4 SEED)*</b>				
First	Milwaukee, Wis.	(13) Oklahoma	L, 60-61	Michael Wright, 16

\*Indicates a vacated NCAA appearance

## RECORD AT NCAA SITES

Team	Record	Last
Albuquerque, N.M.	2-2	2002
Anaheim, Calif.	4-4	2014
Atlanta, Ga.	0-1	1992
Birmingham, Ala.	2-0	1997
Boise, Idaho	4-1	2018
Charlotte, N.C.	0-1	1994
Dayton, Ohio	0-1	1995
Denver, Colo.	0-2	1996
Indianapolis, Ind.	2-1	2009
Kansas City, Mo.	2-1	2001
Long Beach, Calif.	1-2	1990
Los Angeles, Calif.	6-3	2015
Memphis, Tenn.	2-0	1997
Miami, Fla.	2-0	2009
Milwaukee, Wis.	0-1	1999*
Minneapolis, Minn.	1-1	2001
New Orleans	0-1	2007
Omaha, Neb.	0-1	1977
Philadelphia, Pa.	1-1	2006
Portland, Ore.	2-0	2015
Providence, R.I.	0-1	2016
Raleigh, N.C.	0-1	2004
Rosemont, Ill.	1-1	2005
Sacramento, Calif.	4-0	1998
Salt Lake City, Utah	9-2	2017
San Antonio, Texas	2-0	2001
San Diego, Calif.	2-0	2014
San Jose, Calif.	0-2	2017
Seattle, Wash.	2-1	1991
Tempe, Ariz.	3-0	1996
Tucson, Ariz.	0-1	1987
Tulsa, Okla.	2-0	2011
Washington, D.C.	0-1	2008*

## ARIZONA RECORD AS A SEED TEAM

Seed	Record	Years
No. 1	16-6	88, 89, 98, 00, 03, 14
No. 2	17-7	90, 91, 93, 94, 01, 15, 17
No. 3	7-4	92, 96, 02, 05
No. 4	6-2	97, 99*, 18
No. 5	3-2	95, 11
No. 6	2-2	13, 16
No. 8	1-2	06, 07
No. 9	0-2	86, 04
No. 10	0-3	85, 87, 08*
No. 12	2-1	09

## ARIZONA RECORD VS. SEEDED TEAMS

Seed	Record	Years
No. 1	7-7	88, 94, 97, 01, 05, 06, 09, 11, 15
No. 2	2-5	88, 96, 02, 03, 05, 13, 14
No. 3	2-3	91, 94, 98, 01, 11
No. 4	3-1	89, 98, 11, 14
No. 5	3-0	88, 03, 09
No. 6	2-0	96, 15
No. 7	2-4	85, 87, 90, 94, 08, 17
No. 8	2-3	86, 88, 00, 04, 14
No. 9	4-1	89, 98, 03, 06, 07
No. 10	4-0	91, 97, 01, 15
No. 11	3-2	02, 05, 13, 16, 17
No. 12	2-1	95, 97, 11
No. 13	2-2	97, 99*, 09, 18
No. 14	4-1	92, 96, 02, 05, 13
No. 15	6-1	90, 91, 93, 94, 01, 15, 17
No. 16	6-0	88, 89, 98, 00, 03, 14



# NCAA TOURNAMENT

## 2000 - WEST REGION (NO. 1 SEED)

First	Salt Lake City, Utah	(16) Jackson State	W, 78-47	Michael Wright, 19
Second	Salt Lake City, Utah	(8) Wisconsin	L, 59-66	Gilbert Arenas, 21

## 2001 - MIDWEST REGION (NO. 2 SEED)

First	Kansas City, Mo.	(15) Eastern Illinois	W, 101-76	Gilbert Arenas, 21
Second	Kansas City, Mo.	(10) Butler	W, 73-52	Gilbert Arenas, 15
Regional Semifinal	San Antonio, Texas	(3) Mississippi	W, 66-56	Loren Woods, 16
Regional Final	San Antonio, Texas	(1) Illinois	W, 87-81	Gilbert Arenas, 21
National Semifinal	Minneapolis, Minn.	(1) Michigan State	W, 80-61	Jason Gardner, 28
National Final	Minneapolis, Minn.	(1) Duke	L, 72-82	Loren Woods, 22

## 2002 - WEST REGION (NO. 3 SEED)

First	Albuquerque, N.M.	(14) UC-Santa Barbara	W, 86-81	Jason Gardner, 28
Second	Albuquerque, N.M.	(11) Wyoming	W, 68-60	Luke Walton, 21
Regional Semifinal	San Jose, Calif.	(2) Oklahoma	L, 67-88	Jason Gardner, 14

## 2003 - WEST REGION (NO. 1 SEED)

First	Salt Lake City, Utah	(16) Vermont	W, 80-51	Salim Stoudamire, 18
Second	Salt Lake City, Utah	(9) Gonzaga	W, 96-95 (2OT)	Gardner/Frye, 22
Regional Semifinal	Anaheim, Calif.	(5) Notre Dame	W, 88-71	Jason Gardner, 19
Regional Final	Anaheim, Calif.	(2) Kansas	L, 75-78	Jason Gardner, 23

## 2004 - ATLANTA REGION (NO. 9 SEED)

First	Raleigh, N.C.	(8) Seton Hall	L, 76-80	Andre Iguodala, 19
-------	---------------	----------------	----------	--------------------

## 2005 - CHICAGO REGION (NO. 3 SEED)

First	Boise, Idaho	(14) Utah State	W, 66-53	Frye/Stoudamire, 17
Second	Boise, Idaho	(11) UAB	W, 85-63	Salim Stoudamire, 28
Regional Semifinal	Rosemont, Ill.	(2) Oklahoma State	W, 79-78	Adams/Stoudamire, 19
Regional Final	Rosemont, Ill.	(1) Illinois	L, 89-90 (OT)	Channing Frye, 24

## 2006 - MINNEAPOLIS REGION (NO. 8 SEED)

First	Philadelphia, Pa.	(9) Wisconsin	W, 94-65	Hassan Adams, 21
Second	Philadelphia, Pa.	(1) Villanova	L, 78-82	Marcus Williams, 24

## 2007 - WEST REGION (NO. 8 SEED)

First	New Orleans, La.	(9) Purdue	L, 63-72	Chase Budinger, 15
-------	------------------	------------	----------	--------------------

## 2008 - WEST REGION (NO. 10 SEED)\*

First	Washington, D.C.	(7) West Virginia	L, 65-75	Chase Budinger, 23
-------	------------------	-------------------	----------	--------------------

## 2009 - MIDWEST REGION (NO. 12 SEED)

First	Miami, Fla.	(5) Utah	W, 84-71	Nic Wise, 29
Second	Miami, Fla.	(13) Cleveland State	W, 71-57	Nic Wise, 21
Regional Semifinal	Indianapolis, Ind.	(1) Louisville	L, 64-103	Chase Budinger, 22

## 2011 - WEST REGION (NO. 5 SEED)

Second	Tulsa, Okla.	(12) Memphis	W, 77-75	Derrick Williams, 22
Third	Tulsa, Okla.	(4) Texas	W, 70-69	Derrick Williams, 17
Regional Semifinal	Anaheim, Calif.	(1) Duke	W, 93-77	Derrick Williams, 32
Regional Final	Anaheim, Calif.	(3) Connecticut	L, 63-65	Derrick Williams, 20

## 2013 - WEST REGION (NO. 6 SEED)

Second	Salt Lake City, Utah	(11) Belmont	W, 81-64	Mark Lyons, 23
Third	Salt Lake City, Utah	(14) Harvard	W, 74-51	Mark Lyons, 27
Regional Semifinal	Los Angeles, Calif.	(2) Ohio State	L, 70-73	Mark Lyons, 23

## 2014 - WEST REGION (NO. 1 SEED)

Second	San Diego, Calif.	(16) Weber State	W, 68-59	Nick Johnson, 18
Third	San Diego, Calif.	(8) Gonzaga	W, 84-61	Gordon/Hollis-Jefferson, 18
Regional Semifinal	Anaheim, Calif.	(4) San Diego State	W, 70-64	Three players, 15
Regional Final	Anaheim, Calif.	(2) Wisconsin	L, 63-64 (OT)	Nick Johnson, 16

## 2015 - WEST REGION (NO. 2 SEED)

Second	Portland, Ore.	(15) Texas Southern	W, 93-72	Rondae Hollis-Jefferson, 23
Third	Portland, Ore.	(10) Ohio State	W, 73-58	McConnell/York, 19
Regional Semifinal	Los Angeles, Calif.	(6) Xavier	W, 68-60	T.J. McConnell, 17
Regional Final	Los Angeles, Calif.	(1) Wisconsin	L, 78-85	Ashley/Hollis-Jefferson, 17

## 2016 - SOUTH REGION (NO. 6 SEED)

First	Providence, R.I.	(11) Wichita State	L, 55-65	Kadeem Allen, 11
-------	------------------	--------------------	----------	------------------

## 2017 - WEST REGION (NO. 2 SEED)

First	Salt Lake City, Utah	(15) North Dakota	W, 100-82	Alkins/Markkanen, 20
Second	Salt Lake City, Utah	(7) Saint Mary's	W, 69-60	Lauri Markkanen, 16
Regional Semifinal	San Jose, Calif.	(11) Xavier	L, 71-73	Allonzo Trier, 19

## 2018 - SOUTH REGION (NO. 4 SEED)

First	Boise, Idaho	(13) Buffalo	L, 68-89	Dusan Ristic, 16
-------	--------------	--------------	----------	------------------

## 2022 - SOUTH REGION (NO. 1 SEED)

First	San Diego	(16) Wright State	W, 87-70	Benedict Mathurin, 18
Second	San Diego	(9) TCU	W, 85-80 (OT)	Benedict Mathurin, 30
Regional Semifinal	San Antonio	(5) Houston	L, 60-72	Dalen Terry, 17

## ARIZONA RECORD VS. NCAA TOURNAMENT OPPONENTS

Opponent	Record	Last
Alabama	0-2	1990
Arkansas	0-1	1994
Auburn	0-1	1986
Belmont	1-0	2013
Buffalo	0-1	2018
Butler	1-0	2001
BYU	1-0	1991
Clemson	1-0	1989
Cleveland State	1-0	2009
College of Charleston	1-0	1997
Connecticut	0-1	2011
Cornell	1-0	1988
Duke	1-1	2011
East Tennessee State	0-1	1992
Eastern Illinois	1-0	2001
Georgetown	1-0	1976
Gonzaga	2-0	2014
Harvard	1-0	2013
Houston	0-1	2022
Illinois	1-1	2005
Illinois State	1-0	1998
Iowa	2-0	1996
Jackson State	1-0	2000
Kansas	1-2	2003
Kansas State	0-1	1951
Kentucky	1-0	1997
Louisville	1-1	2009
Loyola (Md.)	1-0	1994
Maryland	1-0	1998
Memphis	1-0	2011
Miami (Ohio)	0-1	1995
Michigan State	1-0	2001
Mississippi	1-0	2001
Missouri	1-0	1994
Nicholls State	1-0	1998
North Carolina	2-0	1997
North Dakota	1-0	2017
Notre Dame	1-0	2003
Ohio State	1-1	2015
Oklahoma*	0-3	2002
Oklahoma State	1-0	2005
Providence	1-0	1997
Purdue	0-1	2007
Robert Morris	1-0	1989
Saint Francis (Pa.)	1-0	1991
Saint Mary's	1-0	2017
San Diego State	1-0	2014
Santa Clara	0-1	1993
Seton Hall	1-2	2004
South Alabama	1-0	1997
South Florida	1-0	1990
Southern Illinois	0-1	1977
Texas	1-0	2011
Texas Christian (TCU)	1-0	2022
Texas Southern	1-0	2015
UAB	1-0	2005
UCLA	0-1	1976
UC-Santa Barbara	1-0	2002
UNLV	1-1	1989
Utah	1-1	2009
Utah State	1-0	2005
UTEP	0-1	1987
Valparaiso	1-0	1996
Vermont	1-0	2003
Villanova	0-1	2006
Virginia	1-0	1994
Weber State	1-0	2014
West Virginia*	0-1	2008
Wichita State	0-1	2016
Wisconsin	1-3	2015
Wright State	1-0	2022
Wyoming	1-0	2002
Xavier	1-1	2017

\*Indicates a vacated NCAA appearance



# NCAA TOURNAMENT

## Official Basketball Box Score -- Game Totals -- Final Statistics Arizona vs Kansas State 03/21/51 at Municipal Auditorium (Kansas City, Mo.)

### Arizona 59 • 24-6

#	Player	Total			3-Ptr			Rebounds			PF	TP	A	TO	Blk	Stl	Min
		FG	F	FGA	FG	F	FGA	Off	Def	Tot							
03	Carrall, Arthur	0-0	0-0	0-0	0	0	0	0	0	3	0	0	0	0	0	0	
04	Johnson, Leo	3-9	0-0	3-3	0	0	0	4	9	0	0	0	0	0	0	0	
05	Schuff, Dave	3-5	0-0	2-3	0	0	0	5	8	0	0	0	0	0	0	0	
12	Honea, Robert	7-19	0-0	1-1	0	0	0	4	15	0	0	0	0	0	0	0	
15	Howell, Jack	2-8	0-0	0-0	0	0	0	3	4	0	0	0	0	0	0	0	
21	Johnson, Roger	6-17	0-0	3-4	0	0	0	4	15	0	0	0	0	0	0	0	
24	Kemmeries, William	2-4	0-0	0-0	0	0	0	0	4	0	0	0	0	0	0	0	
33	Dillon, Jerome	2-8	0-0	0-4	0	0	0	3	4	0	0	0	0	0	0	0	
	Team				0	0	0										
	<b>Totals</b>	<b>25-70</b>	<b>0-0</b>	<b>9-15</b>	<b>0</b>	<b>0</b>	<b>0</b>	<b>26</b>	<b>59</b>	<b>0</b>	<b>0</b>	<b>0</b>	<b>0</b>	<b>0</b>	<b>0</b>	<b>0</b>	

FG % 1st Half: 25-70 35.7% 2nd half: 0-0 0.0% Game: 25-70 35.7% Deadball Rebounds  
 3FG % 1st Half: 0-0 0.0% 2nd half: 0-0 0.0% Game: 0-0 0.0%  
 FT % 1st Half: 9-15 60.0% 2nd half: 0-0 0.0% Game: 9-15 60.0%

### Kansas State 61 • 23-6

#	Player	Total			3-Ptr			Rebounds			PF	TP	A	TO	Blk	Stl	Min
		FG	F	FGA	FG	F	FGA	Off	Def	Tot							
03	Head, Ed	6-13	0-0	1-2	0	0	0	1	13	0	0	0	0	0	0	0	
05	Rousey, Robert	3-10	0-0	2-3	0	0	0	1	8	0	0	0	0	0	0	0	
09	Barrett, Ernie	3-12	0-0	1-1	0	0	0	1	7	0	0	0	0	0	0	0	
10	Stone, Jack	2-8	0-0	2-3	0	0	0	3	6	0	0	0	0	0	0	0	
11	Upson, Donald	0-1	0-0	0-0	0	0	0	1	0	0	0	0	0	0	0	0	
13	Schuyler, Dan	0-0	0-0	0-1	0	0	0	1	0	0	0	0	0	0	0	0	
15	Iverson, James	4-11	0-0	1-3	0	0	0	1	9	0	0	0	0	0	0	0	
21	Gibson, John P.	0-0	0-0	1-1	0	0	0	0	1	0	0	0	0	0	0	0	
23	Peck, Richard	1-2	0-0	1-1	0	0	0	2	3	0	0	0	0	0	0	0	
33	Knostrman, Dick	0-7	0-0	2-3	0	0	0	1	2	0	0	0	0	0	0	0	
35	Hitch, Lew	5-8	0-0	2-6	0	0	0	2	12	0	0	0	0	0	0	0	
	Team				0	0	0										
	<b>Totals</b>	<b>24-72</b>	<b>0-0</b>	<b>13-24</b>	<b>0</b>	<b>0</b>	<b>0</b>	<b>14</b>	<b>61</b>	<b>0</b>	<b>0</b>	<b>0</b>	<b>0</b>	<b>0</b>	<b>0</b>	<b>0</b>	

FG % 1st Half: 24-72 32.9% 2nd half: 0-0 0.0% Game: 24-72 33.3% Deadball Rebounds  
 3FG % 1st Half: 0-0 0.0% 2nd half: 0-0 0.0% Game: 0-0 0.0%  
 FT % 1st Half: 13-24 54.2% 2nd half: 0-0 0.0% Game: 13-24 54.2%

Officials: Lloyd Leith, Al Mercer  
 Technical fouls: Arizona-None. Kansas State-None.  
 Attendance:  
 First Round of the 1951 NCAA Tournament

Score by periods	1st	2nd	Total
Arizona	20	39	59
Kansas State	36	25	61

## Official Basketball Box Score -- Game Totals -- Final Statistics Arizona vs Georgetown 03/13/76 at University Activity Center (Tempe, Ariz)

### Arizona 83 • 22-9

#	Player	Total			3-Ptr			Rebounds			PF	TP	A	TO	Blk	Stl	Min
		FG	F	FGA	FG	F	FGA	Off	Def	Tot							
15	Rappis, Jim	8-13	0-0	4-5	0	3	3	4	20	3	3	0	0	3	34		
24	Harris, Herman	6-12	0-0	1-2	0	3	3	3	13	8	5	0	0	3	34		
52	Taylor, Phil	6-7	0-0	3-5	0	11	11	5	15	0	4	0	1	30			
54	Fleming, Al	3-7	0-0	6-10	0	12	12	3	12	5	4	0	2	39			
55	Elliott, Bob	5-11	0-0	4-9	0	8	8	0	14	1	7	1	1	39			
00	Myles, Gilbert	1-2	0-0	7-9	0	5	5	1	9	3	5	0	1	15			
11	Maxey, Sylvester	0-0	0-0	0-0	0	0	0	0	0	0	0	0	0	1			
12	Harrison, Gary	0-0	0-0	0-0	0	0	0	1	0	0	0	0	0	2			
21	Gordy, Len	0-0	0-0	0-0	0	0	0	1	0	0	1	0	0	1			
41	Aleska, Bob	0-0	0-0	0-0	0	0	0	0	0	0	0	0	0	1			
44	Gladney, Jerome	0-0	0-0	0-0	0	1	1	0	0	0	1	0	0	4			
	Team				3	4	7										
	<b>Totals</b>	<b>29-52</b>	<b>0-0</b>	<b>25-40</b>	<b>3</b>	<b>47</b>	<b>50</b>	<b>18</b>	<b>83</b>	<b>20</b>	<b>30</b>	<b>1</b>	<b>8</b>	<b>200</b>			

FG % 1st Half: 29-52 55.8% 2nd half: 0-0 0.0% Game: 29-52 55.8% Deadball Rebounds  
 3FG % 1st Half: 0-0 0.0% 2nd half: 0-0 0.0% Game: 0-0 0.0%  
 FT % 1st Half: 25-40 62.5% 2nd half: 0-0 0.0% Game: 25-40 62.5%

### Georgetown 76 • 21-7

#	Player	Total			3-Ptr			Rebounds			PF	TP	A	TO	Blk	Stl	Min
		FG	F	FGA	FG	F	FGA	Off	Def	Tot							
12	Riley, Mike	0-0	0-0	2-2	0	4	4	3	2	2	1	0	1	9			
22	Jackson, Derrick	10-23	0-0	2-3	0	0	0	3	22	1	3	0	3	33			
25	Dutch, Al	2-8	0-0	2-2	0	5	5	2	6	0	2	0	0	14			
42	Yeoman, Felix	0-1	0-0	0-0	0	2	2	0	0	0	0	0	0	2			
44	Wilson, Merlin	1-4	0-0	2-2	0	4	4	5	4	0	2	2	0	19			
10	Esherrick, Craig	0-2	0-0	0-0	0	0	0	0	0	0	0	0	0	2			
14	Lynn, Bill	1-7	0-0	0-0	0	2	2	1	2	1	0	1	1	18			
20	Martin, Steve	1-4	0-0	0-0	0	2	2	1	2	1	0	0	0	9			
24	Thomas, Bill	0-2	0-0	0-0	0	0	0	2	0	1	0	0	0	4			
30	Smith, Jonathan	9-17	0-0	2-3	0	4	4	5	20	7	2	2	2	27			
32	Long, Larry	3-8	0-0	4-4	0	7	7	1	10	2	2	0	3	26			
33	Wilson, Gary	0-0	0-0	0-0	0	1	1	4	0	0	1	0	0	8			
34	MacDermott, Mike	1-3	0-0	0-0	0	1	1	0	2	0	0	0	0	3			
52	Hopkins, Ed	3-3	0-0	0-0	0	4	4	4	6	0	2	0	0	26			
	Team				0	4	4										
	<b>Totals</b>	<b>31-82</b>	<b>0-0</b>	<b>14-16</b>	<b>0</b>	<b>40</b>	<b>40</b>	<b>31</b>	<b>76</b>	<b>15</b>	<b>15</b>	<b>3</b>	<b>10</b>	<b>200</b>			

FG % 1st Half: 31-82 37.8% 2nd half: 0-0 0.0% Game: 31-82 37.8% Deadball Rebounds  
 3FG % 1st Half: 0-0 0.0% 2nd half: 0-0 0.0% Game: 0-0 0.0%  
 FT % 1st Half: 14-16 87.5% 2nd half: 0-0 0.0% Game: 14-16 87.5%

Officials: Paul Galvin, Reggie Copeland  
 Technical fouls: Arizona-None. Georgetown-Wilson, Merlin.  
 Attendance: 5185  
 First Round of the 1976 NCAA Tournament

Score by periods	1st	2nd	Total
Arizona	41	42	83
Georgetown	32	44	76

## Official Basketball Box Score -- Game Totals -- Final Statistics Arizona vs UNLV 03/18/76 at Pauley Pavilion (Los Angeles, Calif.)

### Arizona 114 • 23-9

#	Player	Total			3-Ptr			Rebounds			PF	TP	A	TO	Blk	Stl	Min
		FG	F	FGA	FG	F	FGA	Off	Def	Tot							
15	Rappis, Jim	10-14	0-0	4-4	0	1	1	5	24	12	0	0	0	0	0	0	
24	Harris, Herman	13-22	0-0	5-10	0	9	9	4	31	9	0	0	0	0	0	0	
52	Taylor, Phil	7-15	0-0	4-9	0	15	15	3	18	1	0	0	0	0	0	0	
54	Fleming, Al	3-7	0-0	0-2	0	11	11	5	6	1	0	0	0	0	0	0	
55	Elliott, Bob	7-11	0-0	6-9	0	12	12	4	20	0	0	0	0	0	0	0	
00	Myles, Gilbert	0-0	0-0	3-4	0	0	0	2	3	0	0	0	0	0	0	0	
11	Maxey, Sylvester	0-0	0-0	0-0	0	0	0	1	0	0	0	0	0	0	0	0	
12	Harrison, Gary	0-0	0-0	1-2	0	0	0	0	1	0	0	0	0	0	0	0	
21	Gordy, Len	2-5	0-0	1-3	0	6	6	5	5	2	0	0	0	0	0	0	
44	Gladney, Jerome	2-2	0-0	2-3	0	3	3	0	6	0	0	0	0	0	0	0	
	Team				0	4	4										
	<b>Totals</b>	<b>44-76</b>	<b>0-0</b>	<b>26-46</b>	<b>0</b>	<b>61</b>	<b>61</b>	<b>29</b>	<b>114</b>	<b>25</b>	<b>0</b>	<b>0</b>	<b>0</b>	<b>0</b>	<b>0</b>	<b>0</b>	

FG % 1st Half: 44-76 57.9% 2nd half: 0-0 0.0% OT: 0-0 0.0% Game: 44-76 57.9% Deadball Rebounds  
 3FG % 1st Half: 0-0 0.0% 2nd half: 0-0 0.0% OT: 0-0 0.0% Game: 0-0 0.0%  
 FT % 1st Half: 24-46 52.2% 2nd half: 0-0 0.0% OT: 2-0 0.0% Game: 26-46 56.5%

### UNLV 109 • 29-3

#	Player	Total			3-Ptr			Rebounds			PF	TP	A	TO	Blk	Stl	Min
		FG	F	FGA	FG	F	FGA	Off	Def	Tot							
10	Smith, Robert	4-10	0-0	10-10	0	1	1	4	18	4	0	0	0	0	0	0	
11	Owens, Eddie	9-18	0-0	3-3	0	1	1	5	21	1	0	0	0	0	0	0	
25	Gondrezick, Glen	4-9	0-0	0-1	0	5	5	8	2	0	0	0	0	0	0	0	
34	Robinson, Jackie	1-3	0-0	0-1	0	4	4	5	2	0	0	0	0	0	0	0	
42	Batts, Boyd	4-12	0-0	0-2	0	9	9	3	8	1	0	0	0	0	0	0	
14	Milke, Mike	0-0	0-0	0-0	0	0	0	1	0	0	0	0	0	0	0	0	
23	Theus, Reggie	1-5	0-0	0-1	0	4	4	2	3	0	0	0	0	0	0	0	
24	Brown, Lewis	10-19	0-0	4-5	0	16	16	4	24	0	0	0	0	0	0	0	
40	Smith, Sam	9-20	0-0	8-10	0	5	5	5	26	0	0	0	0	0	0	0	
	Team				0	1	1										
	<b>Totals</b>	<b>42-96</b>	<b>0-0</b>	<b>25-33</b>	<b>0</b>	<b>46</b>	<b>46</b>	<b>34</b>									



# NCAA TOURNAMENT

### Official Basketball Box Score -- Game Totals -- Final Statistics Arizona vs Southern Illinois 03/17/77 at Omaha Civic Auditorium (Omaha, Neb.)

#### Arizona 77 • 21-6

##	Player	Total			3-Ptr			Rebounds			PF	TP	A	TO	Blk	Stl	Min
		FG-FGA	FG-FGA	FT-FTA	FG-FGA	FG-FGA	FT-FTA	Off	Def	Tot							
12	Harrison, Gary	* 1-3	0-0	0-0	0	1	1	3	2	4	4	0	0	16			
21	Gordy, Len	* 4-9	0-0	2-2	4	3	7	3	10	3	2	0	1	33			
24	Harris, Herman	* 8-20	0-0	0-0	2	5	7	3	16	2	2	0	2	33			
25	Taylor, Phil	* 2-3	0-0	0-0	2	4	6	0	4	0	2	0	0	28			
52	Elliott, Bob	* 9-12	0-0	5-6	4	2	6	3	23	0	2	0	0	32			
00	Myles, Gilbert	7-13	0-0	2-2	0	1	1	0	16	5	1	0	1	29			
22	Marshall, Tim	0-1	0-0	0-0	1	3	4	2	0	0	0	0	0	13			
32	Demic, Larry	0-0	0-0	0-0	0	0	0	0	0	0	0	0	0	1			
44	Gladney, Jerome	1-6	0-0	4-6	3	1	4	3	6	0	2	0	0	14			
54	Davis, Kenny	0-0	0-0	0-0	0	0	0	0	0	0	0	0	0	1			
Team					2	3	5										
Totals		32-67	0-0	13-16	18	23	41	17	77	14	15	0	4	200			

FG % 1st Half:	32-67	47.8%	2nd half:	0-0	0.0%	Game:	32-67	47.8%	Deadball	
3FG % 1st Half:	0-0	0.0%	2nd half:	0-0	0.0%	Game:	0-0	0.0%	Rebounds	0
FT % 1st Half:	13-16	81.3%	2nd half:	0-0	0.0%	Game:	13-16	81.3%		

#### Southern Illinois 81 • 22-5

##	Player	Total			3-Ptr			Rebounds			PF	TP	A	TO	Blk	Stl	Min
		FG-FGA	FG-FGA	FT-FTA	FG-FGA	FG-FGA	FT-FTA	Off	Def	Tot							
25	Ford, Richard	* 4-7	0-0	0-0	2	5	7	5	8	2	3	0	2	33			
30	Wilson, Gary	* 5-11	0-0	2-5	2	5	7	3	12	3	1	1	0	32			
34	Glenn, Mike	* 15-22	0-0	5-5	0	1	1	0	35	3	1	0	4	40			
40	Adams, Corky	* 7-9	0-0	1-2	1	4	5	2	15	5	4	2	3	29			
41	Abrams, Wayne	* 0-4	0-0	1-4	2	0	2	3	1	4	1	0	2	34			
10	Grant, Al	1-2	0-0	0-0	1	0	1	2	2	0	2	0	0	6			
43	Williams, Al	2-3	0-0	0-0	1	0	1	0	4	0	0	0	0	11			
52	Smith, Barry	0-0	0-0	0-0	0	0	0	0	0	1	0	0	0	2			
54	Hughlett, Mel	2-6	0-0	0-0	1	1	2	1	4	1	0	0	0	13			
Team					1	1	2										
Totals		36-64	0-0	9-16	11	17	28	16	81	19	12	3	11	200			

FG % 1st Half:	36-64	56.3%	2nd half:	0-0	0.0%	Game:	36-64	56.3%	Deadball	
3FG % 1st Half:	0-0	0.0%	2nd half:	0-0	0.0%	Game:	0-0	0.0%	Rebounds	0
FT % 1st Half:	9-16	56.3%	2nd half:	0-0	0.0%	Game:	9-16	56.3%		

Officials: Technical fouls: Arizona-None. Southern Illinois-None.  
Attendance: 9821  
First Round of the 1977 NCAA Tournament

Score by periods	1st	2nd	Total
Arizona	40	37	77
Southern Illinois	45	36	81

### Official Basketball Box Score -- Game Totals -- Final Statistics Arizona vs Alabama 03/15/85 at The Pit (Albuquerque, N.M.)

#### Arizona 41 • 21-10

##	Player	Total			3-Ptr			Rebounds			PF	TP	A	TO	Blk	Stl	Min
		FG-FGA	FG-FGA	FT-FTA	FG-FGA	FG-FGA	FT-FTA	Off	Def	Tot							
10	Brunkhorst, Brock	* 1-7	0-0	0-0	0	2	2	1	2	3	2	0	1	31			
14	Smith, Eddie	* 2-11	0-0	5-6	0	6	6	4	9	2	2	1	1	38			
25	Kerr, Steve	* 4-8	0-0	0-0	0	5	5	0	8	0	2	0	0	40			
32	Williams, Pete	* 3-11	0-0	4-5	0	7	7	4	10	1	3	1	3	40			
34	Taylor, Morgan	* 0-5	0-0	4-6	0	6	6	5	4	0	1	0	0	26			
20	McMillan, Craig	4-6	0-0	0-2	0	1	1	4	8	1	2	0	1	25			
Team					0	2	2										
Totals		14-48	0-0	13-19	0	29	29	18	41	7	12	2	6	200			

FG % 1st Half:	6-18	33.3%	2nd half:	8-30	26.7%	Game:	14-48	29.2%	Deadball	
3FG % 1st Half:	0-0	0.0%	2nd half:	0-0	0.0%	Game:	0-0	0.0%	Rebounds	0
FT % 1st Half:	5-6	83.3%	2nd half:	8-13	61.5%	Game:	13-19	68.4%		

#### Alabama 50 • 22-9

##	Player	Total			3-Ptr			Rebounds			PF	TP	A	TO	Blk	Stl	Min
		FG-FGA	FG-FGA	FT-FTA	FG-FGA	FG-FGA	FT-FTA	Off	Def	Tot							
23	Gottfried, Mark	* 1-3	0-0	2-2	0	2	2	1	4	0	1	0	0	22			
30	Coner, Terry	* 2-7	0-0	6-6	0	4	4	2	10	5	4	0	1	38			
32	Johnson, Buck	* 5-6	0-0	2-4	0	5	5	4	12	2	3	0	0	36			
34	Hurt, Bobby Lee	* 5-7	0-0	4-9	0	6	6	4	14	0	2	2	2	38			
41	McKey, Derrick	* 0-2	0-0	0-0	0	3	3	5	0	2	2	2	1	27			
21	Farmer, Jim	4-7	0-0	0-0	0	4	4	0	8	0	2	0	0	23			
40	Neal, Darrell	1-4	0-0	0-0	0	3	3	2	2	0	1	0	0	16			
Team					2	3	5										
Totals		18-36	0-0	14-21	2	30	32	18	50	9	15	4	4	200			

FG % 1st Half:	9-17	52.9%	2nd half:	9-19	47.4%	Game:	18-36	50.0%	Deadball	
3FG % 1st Half:	0-0	0.0%	2nd half:	0-0	0.0%	Game:	0-0	0.0%	Rebounds	
FT % 1st Half:	1-4	25.0%	2nd half:	13-17	76.5%	Game:	14-21	66.7%		1,2

Officials: Dick Paparo, Tom O'Neill, Jim Garvey  
Technical fouls: Arizona-None. Alabama-None.  
Attendance: 11932

First Round of the 1985 NCAA Tournament

Score by periods	1st	2nd	Total
Arizona	17	24	41
Alabama	19	31	50

### Official Basketball Box Score -- Game Totals -- Final Statistics Arizona vs Auburn 03/14/86 at Long Beach Arena (Long Beach, Calif.)

#### Arizona 63 • 23-9

##	Player	Total			3-Ptr			Rebounds			PF	TP	A	TO	Blk	Stl	Min
		FG-FGA	FG-FGA	FT-FTA	FG-FGA	FG-FGA	FT-FTA	Off	Def	Tot							
00	Cook, Anthony	* 4-6	0-0	0-0	1	5	6	2	8	0	2	1	0	35			
20	McMillan, Craig	* 3-12	0-0	2-4	0	0	0	4	8	6	3	0	3	40			
25	Kerr, Steve	* 5-12	0-0	0-0	0	3	3	4	10	3	0	0	2	37			
32	Elliott, Sean	* 10-17	0-0	0-0	2	4	6	2	20	6	1	0	0	38			
50	Edgar, John	* 7-11	0-0	1-3	1	1	2	0	15	3	3	1	0	35			
11	Lofton, Ken	0-0	0-0	0-0	0	0	0	3	0	1	0	0	0	2			
13	Jacobs, Rolf	0-0	0-0	0-0	0	0	0	1	0	0	0	0	0	1			
21	Cooper, Eric	0-0	0-0	0-0	0	0	0	1	0	0	1	0	0	1			
22	Fraser, Bruce	0-0	0-0	0-0	0	0	0	0	0	0	0	0	0	1			
24	Haskin, David	0-0	0-0	0-0	0	1	1	0	0	0	0	0	0	1			
33	Turner, Joe	1-2	0-0	0-0	2	1	3	0	2	1	0	0	0	8			
45	Wheatley, Bruce	0-0	0-0	0-0	0	0	0	0	0	0	0	0	0	1			
Team					0	2	2										
Totals		30-60	0-0	3-7	6	17	23	17	63	20	10	2	5	200			

FG % 1st Half:	17-32	53.1%	2nd half:	13-28	46.4%	Game:	30-60	50.0%	Deadball	
3FG % 1st Half:	0-0	0.0%	2nd half:	0-0	0.0%	Game:	0-0	0.0%	Rebounds	
FT % 1st Half:	0-1	0.0%	2nd half:	3-6	50.0%	Game:	3-7	42.9%		1,1

#### Auburn 73 • 20-10

##	Player	Total			3-Ptr			Rebounds			PF	TP	A	TO	Blk	Stl	Min
		FG-FGA	FG-FGA	FT-FTA	FG-FGA	FG-FGA	FT-FTA	Off	Def	Tot							
12	White, Gerald	* 4-5	0-0	4-5	3	3	6	1	12	6	1	0	1	32			
15	Ford, Frank	* 3-6	0-0	2-3	1	1	2	1	8	2	0	1	1	39			
34	Morris, Chris	* 5-7	0-0	0-1	2	2	4	1	10	2	0	1	0	31			
40	Moore, Jeff	* 4-8	0-0	3-3	5	7	12	3	11	3	4	0	1	28			
45	Person, Chuck	* 9-22	0-0	2-2	1	7	8	3	20	0	4	0	0	37			
10	Howard, Terrance	0-2	0-0	0-0	0	0	0	0	0	2	0	0	0	8			
11	Haralson, Melvin	0-0	0-0	0-0	0	0	0	0	0	0	0	0	0	1			
13	Jones, Mike	5-6	0-0	2-2	1	2	3	3	12	0	3	1	0	21			
14	Lynn, Johnny	0-1	0-0	0-1	0	0	0	0	0	0	0	0	0	1			
21	Jones, Rob	0-0	0-0	0-0	0	1	1	0	0	0	0	0	1	1			
25	Godfrey, Gary	0-0	0-0	0-0	0	0	0	0	0	0	0	0	0	1			
Team					0	1	1										
Totals		30-57	0-0	13-17	13	24	37	12	73	15	12	3	4	200			

FG % 1st Half:	15-28	53.6%	2nd half:	15-29	51.7%	Game:	30-57	52.6%	Deadball	
3FG % 1st Half:	0-0	0.0%	2nd half:	0-0	0.0%	Game:	0-0	0.0%	Rebounds	
FT % 1st Half:	2-2	100.0%	2nd half:	11-15	73.3%	Game:	13-17	76.5%		1

Officials: Joe Forte, Rick Wulkow, Tony Stigliano  
Technical fouls: Arizona-None. Auburn-None.  
Attendance: 11690

First Round of the 1986 NCAA Tournament

Score by periods	1st	2nd	Total
Arizona	34	29	63
Auburn	32	41	73

### Official Basketball Box Score -- Game Totals -- Final Statistics Arizona vs UTEP 03/13/87 at McKale Center (Tucson, Ariz.)

#### Arizona 91 • 18-12

##	Player	Total			3-Ptr			Rebounds			PF	TP	A	TO	Blk	Stl	Min
		FG-FGA	FG-FGA	FT-FTA	FG-FGA	FG-FGA	FT-FTA	Off	Def	Tot							
00	Cook, Anthony	* 4-10	0-0	5-9	5	6	11	3	13	1	3	7	2	41			
11	Lofton, Ken	* 2-9	1-6	7-9	0												



# NCAA TOURNAMENT

## Official Basketball Box Score -- Game Totals -- Final Statistics Cornell vs Arizona 03/18/88 at Pauley Pavilion (Los Angeles, Calif.)

### Cornell 50 • 17-10

##	Player	Total			3-Ptr			Rebounds			PF	TP	A	TO	Blk	Stl	Min
		FG	FGA	FT	FTA	FG	FGA	FT	FTA	Off							
30	Kartsonas, Dean	0	2	0	0	0	0	2	2	0	0	1	0	0	0	24	
40	Jacobs, Sam	4	7	2	5	0	0	1	1	2	10	1	6	0	2	29	
44	Florin, Wolfgang	0	4	0	0	0	0	1	1	2	0	2	0	0	0	16	
50	Wexler, Josh	2	7	0	2	0	0	0	0	0	4	3	3	0	0	25	
53	Paul, James	2	5	0	0	2	2	0	0	4	6	0	3	0	0	16	
10	Boypkin, Monte	0	0	0	0	0	1	1	0	0	1	0	0	0	0	8	
12	Halpern, John	0	1	0	0	2	2	0	1	0	2	0	1	0	0	2	
20	Breslow, Len	0	0	0	0	0	0	0	0	0	1	1	0	0	0	4	
21	Johnson, Steve	0	1	0	0	0	0	1	1	0	0	2	0	0	0	6	
23	Millane, Mike	4	5	0	0	0	0	1	1	2	8	0	2	0	0	16	
24	Hornor, Patrick	0	0	0	0	1	2	0	0	0	1	1	0	0	0	5	
31	Jackson, Bernard	3	7	0	0	2	6	1	7	0	6	0	0	0	0	6	
42	Grant, Nate	0	3	0	0	7	9	3	4	3	7	0	1	0	0	12	
45	Pascal, Mike	0	1	0	0	1	1	2	2	0	1	2	0	0	0	13	
52	Gilda, Greg	3	6	0	0	2	3	5	4	6	0	2	1	0	0	18	
Team																	
Totals		18	49	2	7	12	17	13	17	30	19	50	8	27	1	3	200

FG % 1st Half: 7-21 33.3% 2nd half: 11-28 39.3% Game: 18-49 36.7%  
 3FG % 1st Half: 2-5 40.0% 2nd half: 0-2 0.0% Game: 2-7 28.6%  
 FT % 1st Half: 3-4 75.0% 2nd half: 9-13 69.2% Game: 12-17 70.6%

### Arizona 90 • 32-2

##	Player	Total			3-Ptr			Rebounds			PF	TP	A	TO	Blk	Stl	Min
		FG	FGA	FT	FTA	FG	FGA	FT	FTA	Off							
00	Cook, Anthony	8	12	0	0	8	9	2	3	5	1	24	0	0	0	30	
20	McMillan, Craig	2	3	0	1	1	1	0	2	2	5	5	2	0	0	20	
23	Tolbert, Tom	5	7	0	0	0	1	1	0	10	1	0	0	0	0	15	
25	Kerr, Steve	2	5	1	2	0	0	2	1	3	0	5	3	1	0	24	
32	Elliott, Sean	6	10	3	4	2	2	0	5	5	2	17	3	2	2	29	
11	Lofton, Ken	2	5	0	1	0	1	1	2	3	4	1	3	0	0	15	
24	Muehlebach, Matt	0	1	0	1	0	0	0	0	0	0	0	1	0	0	8	
31	Bergman, Craig	0	2	0	1	0	0	0	0	0	2	0	0	0	0	3	
33	Turner, Joe	2	4	0	2	2	1	3	2	6	0	1	1	3	2	22	
35	Buechler, Jud	3	6	0	1	4	4	4	4	3	10	1	2	0	0	16	
44	Mason, Harvey	2	3	0	0	5	6	2	2	0	9	2	1	0	0	18	
Team																	
Totals		32	58	4	11	22	24	10	18	28	15	90	16	13	3	10	200

FG % 1st Half: 12-23 52.2% 2nd half: 20-35 57.1% Game: 32-58 55.2%  
 3FG % 1st Half: 1-3 33.3% 2nd half: 3-8 37.5% Game: 4-11 36.4%  
 FT % 1st Half: 11-13 84.6% 2nd half: 11-11 100.0% Game: 22-24 91.7%

Officials: Rucker, Chauvin, Diaz  
 Technical fouls: Cornell-None. Arizona-None.  
 Attendance:  
 First Round of the 1988 NCAA Tournament

Score by periods	1st	2nd	Total
Cornell	19	31	50
Arizona	36	54	90

## Official Basketball Box Score -- Game Totals -- Final Statistics Seton Hall vs Arizona 03/20/88 at Pauley Pavilion (Los Angeles, Calif.)

### Seton Hall 55 • 22-13

##	Player	Total			3-Ptr			Rebounds			PF	TP	A	TO	Blk	Stl	Min
		FG	FGA	FT	FTA	FG	FGA	FT	FTA	Off							
00	Bryant, Mark	4	11	0	0	3	3	0	7	7	4	11	0	3	0	26	
13	Salley, Martin	6	7	0	0	1	5	0	5	4	12	0	1	0	0	25	
15	Greene, Gerald	1	3	0	1	0	0	0	1	1	2	2	0	0	0	21	
23	Morton, John	7	14	0	2	2	0	0	0	2	16	2	6	1	1	30	
25	Ramos, Ramon	0	2	0	0	0	0	7	7	1	0	0	0	2	1	29	
04	Wigington, Pookey	0	0	0	0	0	0	2	0	2	0	2	3	0	0	6	
10	Major, James	3	10	1	6	0	0	0	2	2	0	7	1	0	0	17	
14	Rebimbas, Jose	0	0	0	0	0	0	0	0	1	0	0	0	0	0	1	
20	Long, Khyiem	0	1	0	0	0	0	0	0	0	0	0	0	0	0	1	
24	Walker, Daryll	1	1	0	0	0	0	0	0	2	2	0	2	0	0	9	
30	Volcy, Frantz	1	2	0	1	1	0	1	0	1	0	3	0	0	0	6	
31	Cooper, Michael	1	1	0	0	0	0	1	0	1	3	2	1	1	0	18	
52	Katsikis, Nick	0	2	0	0	0	0	0	0	0	1	0	0	1	0	11	
Team																	
Totals		24	54	1	11	6	7	18	25	21	55	7	18	3	3	200	

FG % 1st Half: 12-28 42.9% 2nd half: 12-26 46.2% Game: 24-54 44.4%  
 3FG % 1st Half: 0-6 0.0% 2nd half: 1-5 20.0% Game: 1-11 9.1%  
 FT % 1st Half: 1-1 100.0% 2nd half: 5-6 83.3% Game: 6-7 85.7%

### Arizona 84 • 33-2

##	Player	Total			3-Ptr			Rebounds			PF	TP	A	TO	Blk	Stl	Min
		FG	FGA	FT	FTA	FG	FGA	FT	FTA	Off							
00	Cook, Anthony	6	9	0	0	8	11	4	2	6	0	20	0	1	0	33	
20	McMillan, Craig	1	3	0	1	0	1	0	3	3	1	2	3	2	1	21	
23	Tolbert, Tom	5	12	0	0	3	4	1	5	2	13	0	3	0	0	30	
25	Kerr, Steve	3	9	1	4	6	7	0	4	4	1	13	3	1	1	38	
32	Elliott, Sean	7	14	2	3	3	0	5	5	1	19	3	1	0	0	34	
11	Lofton, Ken	2	2	0	0	1	0	1	1	0	4	0	0	0	0	12	
24	Muehlebach, Matt	0	1	0	0	0	0	1	1	0	0	1	0	0	0	2	
31	Bergman, Craig	1	1	0	0	0	1	0	1	0	2	0	0	0	0	2	
33	Turner, Joe	2	3	0	0	1	0	1	0	4	0	0	0	0	0	9	
35	Buechler, Jud	2	2	0	0	1	0	1	0	1	4	0	3	0	0	12	
44	Mason, Harvey	1	2	0	0	1	2	1	1	2	2	3	1	1	1	17	
Team																	
Totals		30	58	3	8	21	28	12	21	33	7	84	14	9	3	6	200

FG % 1st Half: 14-27 51.9% 2nd half: 16-31 51.6% Game: 30-58 51.7%  
 3FG % 1st Half: 2-5 40.0% 2nd half: 1-3 33.3% Game: 3-8 37.5%  
 FT % 1st Half: 15-20 75.0% 2nd half: 6-8 75.0% Game: 21-28 75.0%

Officials: Hightower, Rucker, Chauvin  
 Technical fouls: Seton Hall-Bryant, Mark. Arizona-None.  
 Attendance:  
 Second Round of the 1988 NCAA Tournament

Score by periods	1st	2nd	Total
Seton Hall	25	30	55
Arizona	45	39	84

## Official Basketball Box Score -- Game Totals -- Final Statistics Iowa vs Arizona 03/25/88 at Kingdome (Seattle, Wash.)

### Iowa 79 • 24-10

##	Player	Total			3-Ptr			Rebounds			PF	TP	A	TO	Blk	Stl	Min
		FG	FGA	FT	FTA	FG	FGA	FT	FTA	Off							
10	Armstrong, B.J.	11	21	3	7	2	3	0	1	1	27	7	5	0	0	34	
14	Jones, Bill	4	6	0	1	4	6	3	3	6	3	12	3	0	0	31	
20	Moe, Jeff	4	9	3	8	0	0	1	1	3	11	1	4	0	0	26	
23	Marble, Roy	6	15	0	1	2	3	5	0	5	3	14	2	1	0	36	
25	Horton, Ed	2	5	0	0	0	1	2	3	5	4	0	2	0	1	22	
11	Reaves, Michael	1	6	0	3	0	0	2	1	3	1	2	1	2	0	11	
24	Morgan, Michael	0	0	0	0	0	0	0	0	0	1	0	0	0	0	4	
32	Jewell, Mark	0	0	0	0	0	0	2	2	1	0	0	0	0	0	2	
40	Hill, Kent	4	5	0	0	1	2	3	4	7	5	9	0	3	0	23	
51	Jepsen, Lee	0	0	0	0	0	0	0	0	0	0	0	0	0	0	2	
Team																	
Totals		32	67	6	20	9	14	15	15	30	23	79	14	17	0	8	200

FG % 1st Half: 14-34 41.2% 2nd half: 18-33 54.5% Game: 32-67 47.8%  
 3FG % 1st Half: 2-12 16.7% 2nd half: 4-8 50.0% Game: 6-20 30.0%  
 FT % 1st Half: 4-6 66.7% 2nd half: 5-8 62.5% Game: 9-14 64.3%

### Arizona 99 • 34-2

##	Player	Total			3-Ptr			Rebounds			PF	TP	A	TO	Blk	Stl	Min
		FG	FGA	FT	FTA	FG	FGA	FT	FTA	Off							
00	Cook, Anthony	8	12	0	0	3	3	1	5	6	2	19	0	1	0	31	
20	McMillan, Craig	2	6	0	2	2	0	2	2	3	8	4	0	0	0	22	
23	Tolbert, Tom	7	13	0	3	4	5	9	2	17	1	4	0	3	3	36	
25	Kerr, Steve	5	11	0	1	2	3	1	3	4	2	17	8	0	0	39	
32	Elliott, Sean	11	18	1	5	2	2	1	3	3	25	8	4	0	2	39	
11	Lofton, Ken	2	3	1	2	1	0	0	0	1	6	1	1	0	3	11	
24	Muehlebach, Matt	0	0	0	0	0	0	0	0	0	0	0	0	0	0	1	
31	Bergman, Craig	0	0	0	0	0	0	0	0	0	0	0	0	0	0	1	
33	Turner, Joe	0	0	0	1	2	1	0	1	3	1	0	0	0	0	7	
35	Buechler, Jud	0	0	0													





# NCAA TOURNAMENT

## Official Basketball Box Score -- Game Totals -- Final Statistics Arizona vs Oklahoma 04/02/88 at Kemper Arena (Kansas City, Mo.)

Arizona 78 • 35-3

#	Player	Total		3-Ptr		Rebounds			PF	TP	A	TO	Blk	Stl	Min	
		FG	FGA	FG	FGA	Off	Def	Tot								
00	Cook, Anthony	6	13	0	0	4	7	11	3	16	0	1	1	0	37	
20	McMillan, Craig	3	6	2	4	0	0	0	5	8	3	0	0	0	25	
23	Tolbert, Tom	5	11	0	0	1	2	6	13	4	11	3	3	1	32	
25	Kerr, Steve	2	13	2	12	0	0	2	2	6	5	1	0	1	40	
32	Elliott, Sean	13	23	2	4	3	3	4	7	11	4	31	1	6	0	38
11	Lofton, Ken	1	4	0	3	0	0	1	2	4	2	0	3	0	11	
33	Turner, Joe	0	0	0	0	0	0	2	2	1	0	0	1	0	7	
35	Buechler, Jud	2	2	0	0	0	0	0	0	4	0	0	0	0	6	
44	Mason, Harvey	0	0	0	0	0	0	0	1	0	0	0	0	0	4	
	Team															
	Totals	32	72	6	23	8	11	15	27	42	24	78	12	15	2	200

FG % 1st Half: 11-28 39.3% 2nd half: 21-44 47.7% Game: 32-72 44.4%  
 3FG % 1st Half: 2-10 20.0% 2nd half: 4-13 30.8% Game: 6-23 26.1%  
 FT % 1st Half: 3-4 75.0% 2nd half: 5-7 71.4% Game: 8-11 72.7%

Oklahoma 86 • 35-3

#	Player	Total		3-Ptr		Rebounds			PF	TP	A	TO	Blk	Stl	Min	
		FG	FGA	FG	FGA	Off	Def	Tot								
10	Blaylock, Mookie	3	7	0	0	1	2	7	1	7	6	3	0	2	40	
14	Grace, Ricky	3	10	2	7	5	7	0	0	3	13	8	1	0	2	40
25	Grant, Harvey	7	14	0	0	7	10	2	8	10	0	21	0	2	0	27
33	King, Stacey	9	16	0	0	3	3	6	4	21	0	3	1	1	38	
44	Sieger, Dave	3	8	1	6	3	6	1	5	6	3	10	3	0	1	32
24	Mullins, Terrence	1	1	1	1	0	0	1	1	0	3	1	0	0	7	
32	Wiley, Andre	4	8	0	0	3	3	2	2	4	2	11	0	1	1	16
	Team															
	Totals	30	64	4	14	22	34	15	24	39	13	86	18	10	2	200

FG % 1st Half: 16-34 47.1% 2nd half: 14-30 46.7% Game: 30-64 46.9%  
 3FG % 1st Half: 3-9 33.3% 2nd half: 1-5 20.0% Game: 4-14 28.6%  
 FT % 1st Half: 4-6 66.7% 2nd half: 18-28 64.3% Game: 22-34 64.7%

Officials: Paul Housman, Joe Forte, Luis Grillo  
 Technical fouls: Arizona-None. Oklahoma-None.  
 Attendance: 16392  
 Final Four of the 1988 NCAA Tournament

Score by periods	1st	2nd	Total
Arizona	27	51	78
Oklahoma	39	47	86

## Official Basketball Box Score -- Game Totals -- Final Statistics Robert Morris vs Arizona 03/16/89 at BSU Pavilion (Boise, Idaho)

Robert Morris 60 • 21-9

#	Player	Total		3-Ptr		Rebounds			PF	TP	A	TO	Blk	Stl	Min		
		FG	FGA	FG	FGA	Off	Def	Tot									
04	Boyd, Andre	3	12	0	0	2	3	5	7	2	1	3	3	8	27		
11	Timmerman, Wade	1	5	0	1	0	0	1	1	1	2	1	0	0	21		
12	Shepherd, Scott	2	8	2	6	1	2	1	3	4	2	7	4	2	23		
33	Luton, Vaughn	10	21	1	1	2	2	6	0	6	5	23	0	3	0	26	
24	Dickens, Anthony	2	10	0	0	3	4	5	10	2	7	0	1	0	2	28	
01	Coaston, Steve	1	2	0	0	0	0	1	1	1	2	0	0	0	0	6	
21	Moss, Moses	1	5	0	2	1	2	0	2	3	3	1	3	0	0	17	
23	Williams, James	0	2	0	0	0	0	0	0	0	0	0	0	0	0	4	
32	Steals, Tyrone	0	5	0	0	0	2	6	8	4	0	1	2	0	0	22	
42	Falletta, Joe	4	6	0	0	0	4	4	3	8	0	0	0	0	0	23	
	Team																
	Totals	24	76	3	10	9	13	17	24	41	24	60	9	18	0	7	200

FG % 1st Half: 24-76 31.6% 2nd half: 0-0 0.0% Game: 24-76 31.6%  
 3FG % 1st Half: 3-10 30.0% 2nd half: 0-0 0.0% Game: 3-10 30.0%  
 FT % 1st Half: 9-13 69.2% 2nd half: 0-0 0.0% Game: 9-13 69.2%

Arizona 94 • 28-3

#	Player	Total		3-Ptr		Rebounds			PF	TP	A	TO	Blk	Stl	Min		
		FG	FGA	FG	FGA	Off	Def	Tot									
00	Cook, Anthony	11	18	0	0	3	4	2	5	7	2	25	0	0	1	27	
11	Lofton, Ken	1	2	0	1	0	1	0	4	4	1	2	2	0	1	28	
24	Muehlebach, Matt	1	3	0	2	0	1	1	1	2	2	2	5	1	0	26	
32	Elliott, Sean	8	12	4	4	7	8	1	6	7	1	27	3	6	0	1	30
35	Buechler, Jud	5	9	0	0	1	1	2	3	2	11	0	2	0	0	24	
12	Othick, Matt	0	3	0	1	4	0	2	2	1	4	3	2	0	1	16	
30	Womack, Wayne	1	1	0	0	1	3	0	5	1	3	0	0	1	1	16	
33	Curry, Ron	0	2	0	0	0	1	2	3	1	0	1	1	0	1	7	
34	David, Brian	0	3	0	0	0	1	2	3	0	0	0	0	0	0	7	
42	Rooks, Sean	6	8	0	0	4	4	5	1	16	0	0	1	0	1	14	
44	Mason, Harvey	2	4	0	0	0	0	0	0	4	2	2	1	0	5		
	Team																
	Totals	35	65	4	8	20	26	9	34	43	12	94	16	14	5	8	200

FG % 1st Half: 35-65 53.8% 2nd half: 0-0 0.0% Game: 35-65 53.8%  
 3FG % 1st Half: 4-8 50.0% 2nd half: 0-0 0.0% Game: 4-8 50.0%  
 FT % 1st Half: 20-26 76.9% 2nd half: 0-0 0.0% Game: 20-26 76.9%

Officials: Hightower, Leimbach, Holmes  
 Technical fouls: Robert Morris-None. Arizona-None.  
 Attendance: 11200  
 First Round of the 1989 NCAA Tournament

Score by periods	1st	2nd	Total
Robert Morris	26	34	60
Arizona	54	40	94

## Official Basketball Box Score -- Game Totals -- Final Statistics Clemson vs Arizona 03/18/89 at BSU Pavilion (Boise, Idaho)

Clemson 68 • 19-11

#	Player	Total		3-Ptr		Rebounds			PF	TP	A	TO	Blk	Stl	Min		
		FG	FGA	FG	FGA	Off	Def	Tot									
11	Young, David	1	4	0	1	0	0	1	0	2	5	2	0	0	23		
12	Cash, Marion	6	10	1	2	0	0	4	13	5	5	0	0	0	35		
13	Forrest, Derrick	8	14	3	5	2	2	4	4	21	2	3	0	0	31		
34	Davis, Dale	1	3	0	0	0	2	3	5	2	1	3	1	1	32		
44	Campbell, Elden	10	17	1	2	3	3	2	5	7	4	24	0	3	0	33	
01	Brown, Colby	0	0	0	0	0	0	0	0	0	0	0	0	0	0	3	
02	Bruce, Donnell	0	0	0	0	0	0	0	0	0	0	0	0	0	0	2	
04	Howling, Kirk	0	3	0	2	0	0	1	1	1	0	0	0	0	0	5	
21	Pryor, Jerry	1	1	0	0	1	1	2	3	1	2	0	1	1	0	10	
25	Jones, Ricky	2	4	0	0	0	0	0	0	4	2	2	0	0	0	14	
33	Kincaid, Tim	0	2	0	0	0	0	0	0	2	2	2	0	1	7		
55	Mitchell, Rod	0	0	0	0	0	0	1	1	2	0	0	1	0	0	5	
	Team																
	Totals	29	58	5	12	5	6	11	16	27	20	68	17	22	2	3	200

FG % 1st Half: 29-58 50.0% 2nd half: 0-0 0.0% Game: 29-58 50.0%  
 3FG % 1st Half: 5-12 41.7% 2nd half: 0-0 0.0% Game: 5-12 41.7%  
 FT % 1st Half: 5-6 83.3% 2nd half: 0-0 0.0% Game: 5-6 83.3%

Arizona 94 • 28-4

#	Player	Total		3-Ptr		Rebounds			PF	TP	A	TO	Blk	Stl	Min		
		FG	FGA	FG	FGA	Off	Def	Tot									
00	Cook, Anthony	4	9	0	0	6	10	2	5	7	3	14	1	1	4	37	
11	Lofton, Ken	3	8	2	7	0	0	2	2	1	8	4	2	0	2	21	
24	Muehlebach, Matt	5	11	4	10	5	6	0	3	3	1	19	4	0	0	1	36
32	Elliott, Sean	10	16	1	3	4	4	5	1	6	2	25	2	1	1	0	35
35	Buechler, Jud	6	9	1	1	2	2	3	1	4	2	15	0	0	0	3	30
12	Othick, Matt	2	4	1	3	2	3	0	2	0	7	0	3	0	1	19	
30	Womack, Wayne	1	1	0	0	0	0	0	0	0	2	0	0	0	0	2	
33	Curry, Ron	0	0	0	0	0	0	1	1	0	0	0	0	0	0	2	
34	David, Brian	0	0	0	0	0	0	1	1	0	0	0	1	0	0	2	
42	Rooks, Sean	2	3	0	0	0	0	0	0	2	4	0	1	0	1	12	
44	Mason, Harvey	0	1	0	1	0	0	0	0	1	0	1	1	1	0	4	
	Team																
	Totals	33	62	9	25	19	25	12	18	30	12	94	12	9	7	10	200

FG % 1st Half: 33-62 53.2% 2nd half: 0-0 0.0% Game: 33-62 53.2%  
 3FG % 1st Half: 9-25 36.0% 2nd half: 0-0 0.0% Game: 9-25 36.0%  
 FT % 1st Half: 19-25 76.0% 2nd half: 0-0 0.0% Game: 19-25 76.0%

Officials: Burr, Hillary, Scott  
 Technical fouls: Clemson-None. Arizona-None.  
 Attendance: 12423  
 Second Round of the 1989 NCAA Tournament

Score by periods	1st	2nd	Total
Clemson	35	33	68
Arizona	44	50	94

## Official Basketball Box Score -- Game Totals -- Final Statistics UNLV vs Arizona 03/23/89 at McNichols Sports Arena (Denver, Colo.)

UNLV 68 • 28-8

#	Player	Total		3-Ptr		Rebounds			PF	TP	A	TO	Blk	Stl	Min	
		FG	FGA	FG	FGA	Off	Def	Tot								
00	Butler, David	8	17	0	0	2	2	4	2	4	16	1	4	2	0	32
12	Hunt, Anderson	8	12	5	8	0	0	4	4	3	21	3	3	1	0	33
32	Augmon, Stacey	5	13	1	4	6	1	5	6	2	15	4	0	2	2	32
35	Scurry, Moses	1	3													



# NCAA TOURNAMENT

## Official Basketball Box Score -- Game Totals -- Final Statistics South Florida vs Arizona 03/16/90 at Long Beach Arena (Long Beach, Calif.)

### South Florida 67 • 20-11

#	Player	Total			Rebounds			PF	TP	A	TO	Blk	Stl	Min
		FG-FGA	FG-FGA	FT-FTA	Off	Def	Tot							
00	Taylor, Marvin	4-17	0-2	0-0	2	4	6	0	8	3	5	0	0	38
05	Lewis, Fred	4-6	0-0	5-6	3	3	6	4	13	1	0	0	1	34
31	Dobras, Radenko	9-19	1-4	3-4	2	4	6	5	22	5	4	0	3	37
32	Russell, Bobby	2-8	0-0	0-0	2	3	5	3	4	3	2	0	1	30
34	Shahid, Hakim	5-9	0-0	1-3	6	4	10	4	11	0	3	0	1	30
03	Smith, Jay	0-0	0-0	0-0	0	0	0	0	0	0	0	0	0	1
10	Williams, Steve	0-0	0-0	0-0	0	0	0	0	0	0	0	0	0	1
11	Armstrong, Tony	2-4	0-1	3-3	1	1	2	0	7	1	1	0	0	14
13	Crenshaw, Andre	0-0	0-0	0-0	0	0	0	0	0	0	0	0	0	1
22	Webster, Maurice	0-0	0-0	0-0	0	0	0	0	0	0	0	0	0	1
43	Risey, Chris	1-1	0-0	0-0	1	0	1	3	2	0	1	0	0	13
Team					0	1	1							
Totals		27-64	1-7	12-16	17	20	37	19	67	13	16	0	6	200

FG % 1st Half: 14-34 41.2% 2nd half: 13-30 43.3% Game: 27-64 42.2%  
 3FG % 1st Half: 1-3 33.3% 2nd half: 0-2 0.0% Game: 1-7 14.3%  
 FT % 1st Half: 3-3 100.0% 2nd half: 9-13 69.2% Game: 12-16 75.0%

### Arizona 79 • 24-7

#	Player	Total			Rebounds			PF	TP	A	TO	Blk	Stl	Min
		FG-FGA	FG-FGA	FT-FTA	Off	Def	Tot							
12	Othick, Matt	2-5	2-3	2-2	1	3	4	1	8	10	2	0	0	35
21	Williams, Brian	12-15	0-0	4-7	2	5	7	2	28	0	0	1	0	28
24	Muehlebach, Matt	4-5	1-2	1-2	0	3	3	10	4	2	0	0	0	35
35	Buechler, Jud	5-9	0-1	6-7	1	4	5	1	16	7	3	0	2	39
41	Stokes, Ed	2-7	0-0	0-0	2	3	5	2	4	1	2	2	0	26
11	Schmidt, Casey	0-0	0-0	0-0	0	0	0	0	0	1	0	0	0	2
30	Womack, Wayne	0-1	0-0	1-2	0	1	1	2	1	0	0	0	1	10
34	David, Brian	0-0	0-0	0-0	0	0	0	0	0	0	0	0	0	1
45	Rooks, Sean	5-11	0-0	2-5	1	1	2	2	12	1	2	0	0	24
Team					1	2	3							
Totals		30-53	3-6	16-25	8	22	30	13	79	23	12	3	3	200

FG % 1st Half: 10-25 40.0% 2nd half: 20-28 71.4% Game: 30-53 56.6%  
 3FG % 1st Half: 1-3 33.3% 2nd half: 0-2 0.0% Game: 3-6 50.0%  
 FT % 1st Half: 6-10 60.0% 2nd half: 9-15 60.0% Game: 16-25 64.0%

Officials: Technical fouls: South Florida-None. Arizona-None.  
 Attendance: First Round of the 1990 NCAA Tournament

Score by periods	1st	2nd	Total
South Florida	32	35	67
Arizona	27	52	79

## Official Basketball Box Score -- Game Totals -- Final Statistics Alabama vs Arizona 03/18/90 at Long Beach Arena (Long Beach, Calif.)

### Alabama 77 • 26-8

#	Player	Total			Rebounds			PF	TP	A	TO	Blk	Stl	Min
		FG-FGA	FG-FGA	FT-FTA	Off	Def	Tot							
12	Waites, Gary	3-4	2-2	2-3	0	2	2	1	10	2	0	0	1	23
14	Sanders, James	5-11	0-2	2-2	0	2	2	2	12	13	2	0	0	36
25	Horry, Robert	3-7	2-5	0-0	3	5	8	3	8	3	1	0	0	26
30	Benoit, David	9-13	0-0	2-2	4	9	13	3	20	1	4	0	0	36
44	Cheatum, Melvin	5-13	0-0	2-2	4	1	5	3	12	1	3	0	0	26
04	Rice, Kenneth	0-1	0-1	0-0	0	0	0	0	0	0	0	0	0	1
11	Brown, Ernest	0-1	0-1	0-0	0	0	0	0	0	0	0	0	0	1
21	Lancaster, Bryant	0-0	0-0	0-0	0	1	1	0	0	0	0	0	0	1
23	Rich, Darby	0-0	0-0	0-0	0	0	0	0	0	0	0	0	0	1
32	Campbell, Marcus	0-0	0-0	1-2	0	1	1	0	1	0	0	0	0	1
34	Lawrence, Anthony	0-0	0-0	0-0	0	0	0	0	0	0	0	0	0	1
41	Askins, Keith	3-8	2-6	2-4	1	0	1	1	10	3	1	0	0	28
54	Webb, Marcus	2-5	0-0	0-0	4	0	4	2	4	0	1	0	0	19
Team					2	1	3							
Totals		30-63	6-17	11-15	18	22	40	15	77	23	12	0	1	200

FG % 1st Half: 17-39 43.6% 2nd half: 13-24 54.2% Game: 30-63 47.6%  
 3FG % 1st Half: 4-10 40.0% 2nd half: 2-7 28.6% Game: 6-17 35.3%  
 FT % 1st Half: 0-0 0.0% 2nd half: 11-15 73.3% Game: 11-15 73.3%

### Arizona 55 • 25-7

#	Player	Total			Rebounds			PF	TP	A	TO	Blk	Stl	Min
		FG-FGA	FG-FGA	FT-FTA	Off	Def	Tot							
12	Othick, Matt	1-7	1-6	2-2	1	1	2	5	4	0	1	0	1	33
21	Williams, Brian	0-3	0-0	0-0	1	1	2	0	0	0	2	0	0	14
24	Muehlebach, Matt	6-15	4-11	0-0	0	2	2	2	16	5	1	0	3	39
35	Buechler, Jud	2-8	0-2	2-3	2	9	11	2	6	3	4	1	0	39
41	Stokes, Ed	5-6	0-0	7-10	4	1	5	4	17	0	2	2	0	37
11	Schmidt, Casey	0-0	0-0	0-0	0	1	1	0	0	0	0	0	0	1
30	Womack, Wayne	0-0	0-0	0-0	0	1	1	2	0	0	0	0	0	11
34	David, Brian	0-0	0-0	0-0	0	0	0	0	0	0	0	0	0	1
45	Rooks, Sean	5-8	0-0	1-2	1	1	2	5	11	0	2	1	0	25
Team					0	1	1							
Totals		19-47	5-19	12-17	9	18	27	17	55	13	15	4	4	200

FG % 1st Half: 12-23 52.2% 2nd half: 7-24 29.2% Game: 19-47 40.4%  
 3FG % 1st Half: 4-9 44.4% 2nd half: 1-10 10.0% Game: 5-19 26.3%  
 FT % 1st Half: 5-8 62.5% 2nd half: 7-9 77.8% Game: 12-17 70.6%

Officials: Steve Welmer, Jody Silvester, Sam Lickliter  
 Technical fouls: Alabama-None. Arizona-None.  
 Attendance: 12200  
 Second Round of the 1990 NCAA Tournament

Score by periods	1st	2nd	Total
Alabama	38	39	77
Arizona	33	22	55

## Official Basketball Box Score -- Game Totals -- Final Statistics St. Francis (PA) vs Arizona 03/14/91 at Kingdome (Seattle, Wash.)

### St. Francis (PA) 80 • 24-8

#	Player	Total			Rebounds			PF	TP	A	TO	Blk	Stl	Min
		FG-FGA	FG-FGA	FT-FTA	Off	Def	Tot							
22	Hilvert, John	6-12	5-8	0-0	0	7	7	1	17	1	3	0	0	33
24	Bennetch, Tom	2-6	0-1	0-0	0	3	3	4	4	1	1	0	0	29
42	Juzzolino, Mike	7-13	3-8	3-4	0	1	1	4	20	5	6	0	0	35
44	Anderson, Joe	11-20	5-7	2-2	0	12	2	29	7	1	0	3	37	
50	Fink, Mike	2-7	0-0	2-4	0	2	2	4	6	1	1	0	0	25
00	Pasci, Robert	0-1	0-0	0-0	0	0	0	0	0	0	0	0	0	1
10	Strachan, Steve	0-0	0-0	0-0	0	1	1	1	0	0	1	0	1	11
12	Cloran, Steve	0-0	0-0	0-0	0	0	0	0	0	0	0	0	0	1
32	Smith, Willie	0-1	0-1	0-0	0	0	0	0	0	0	0	0	0	1
33	Horn, Jim	0-0	0-0	0-0	0	1	1	0	0	0	0	0	0	1
35	Patterson, Antoine	1-4	0-0	0-0	0	1	1	4	2	1	1	0	0	16
40	Seaward, Bill	0-0	0-0	0-0	0	1	1	0	0	0	0	0	0	1
45	George, Dean	0-2	0-0	2-2	0	4	4	3	2	1	0	0	0	9
Team					0	2	2							
Totals		29-66	13-25	9-12	0	35	35	23	80	17	14	0	4	200

FG % 1st Half: 29-66 43.9% 2nd half: 0-0 0.0% Game: 29-66 43.9%  
 3FG % 1st Half: 13-25 52.0% 2nd half: 0-0 0.0% Game: 13-25 52.0%  
 FT % 1st Half: 9-12 75.0% 2nd half: 0-0 0.0% Game: 9-12 75.0%

### Arizona 93 • 26-7

#	Player	Total			Rebounds			PF	TP	A	TO	Blk	Stl	Min
		FG-FGA	FG-FGA	FT-FTA	Off	Def	Tot							
12	Othick, Matt	8-10	5-7	4-6	0	0	0	1	25	1	7	0	4	33
21	Williams, Brian	2-5	0-0	0-0	0	6	6	3	4	1	1	0	0	23
24	Muehlebach, Matt	6-8	2-3	2-2	0	1	1	1	16	1	7	0	2	31
42	Mills, Chris	7-12	1-3	6-7	0	8	8	4	21	2	2	1	0	37
45	Rooks, Sean	4-11	0-1	1-3	0	6	6	2	9	3	0	4	0	29
03	Reeves, Khalid	4-6	0-1	3-4	0	2	2	0	11	3	2	1	1	19
11	Schmidt, Casey	0-0	0-0	0-0	0	0	0	0	0	0	0	0	0	1
23	Johnson, Deron	0-0	0-0	0-0	0	0	0	0	0	0	0	0	0	1
30	Womack, Wayne	0-0	0-0	1-2	0	1	1	3	1	2	0	0	0	9
41	Stokes, Ed	2-4	0-0	2-2										





# NCAA TOURNAMENT

## Official Basketball Box Score -- Game Totals -- Final Statistics Virginia vs Arizona 03/20/94 12:00 p.m. at ARCO Arena (Sacramento, Calif.)

### Virginia 58 • 18-13

#	Player	Total			3-Ptr			Rebounds			PF	TP	A	TO	Blk	Stl	Min
		FG-FGA	FG-FGA	FT-FTA	FG-FGA	FG-FGA	FT-FTA	Off	Def	Tot							
04	Burrough, Junior	* 9-22	2-6	0-0	1	4	5	1	20	0	1	1	0	0	0	36	
05	Parker, Cornel	* 2-6	1-3	1-2	3	3	6	4	6	1	1	0	0	0	0	32	
21	Deane, Harold	* 6-17	2-11	0-0	1	3	4	4	14	6	4	0	2	0	0	31	
22	Williford, Jason	* 4-11	4-6	2-2	4	2	6	4	14	3	1	0	2	0	0	31	
24	Barnes, Yuri	* 1-9	0-0	0-0	4	4	8	2	2	0	1	0	0	0	0	32	
13	Robinson, Jamal	* 1-6	0-2	0-0	0	1	1	5	2	2	1	1	1	0	0	26	
15	Havlicek, Chris	* 0-0	0-0	0-0	0	0	0	1	0	0	0	0	0	0	0	1	
30	Alexander, Chris	* 0-0	0-0	0-2	2	0	2	0	0	0	0	0	0	0	0	7	
31	Graves, Bobby	* 0-0	0-0	0-0	0	0	0	0	0	0	0	0	0	0	0	1	
32	Powell, Mike	* 0-2	0-0	0-0	0	0	0	2	0	0	1	0	1	0	0	2	
52	Wilson, Shawn	* 0-1	0-0	0-0	0	0	0	0	0	0	0	0	0	0	0	1	
	Team				1	3	4										
	Totals	23-74	9-28	3-6	16	20	36	23	58	12	10	2	6	2	6	200	

FG % 1st Half: 11-33 33.3% 2nd half: 12-41 29.3% Game: 23-74 31.1% Deadball Rebounds 2,1  
3FG % 1st Half: 4-9 44.4% 2nd half: 5-19 26.3% Game: 9-28 32.1%  
FT % 1st Half: 0-2 0.0% 2nd half: 3-4 75.0% Game: 3-6 50.0%

### Arizona 71 • 27-5

#	Player	Total			3-Ptr			Rebounds			PF	TP	A	TO	Blk	Stl	Min
		FG-FGA	FG-FGA	FT-FTA	FG-FGA	FG-FGA	FT-FTA	Off	Def	Tot							
03	Reeves, Khalid	* 10-20	0-5	10-13	2	3	5	2	30	2	6	0	2	0	0	36	
20	Stoudamire, Damon	* 6-14	2-6	6-7	0	5	5	2	20	1	4	0	1	0	0	37	
22	Owes, Ray	* 5-13	1-1	4-5	3	7	10	1	15	3	0	2	0	0	0	38	
44	Geary, Reggie	* 0-1	0-0	0-0	2	2	4	3	0	4	2	0	1	0	0	34	
50	Blair, Joseph	* 3-4	0-0	0-0	3	9	12	1	6	2	1	4	0	0	0	32	
11	Rigdon, Dylan	* 0-1	0-0	0-0	0	0	0	0	0	0	1	0	0	0	0	4	
15	McLean, Joe	* 0-2	0-2	0-0	0	1	1	1	0	0	0	0	0	0	0	8	
33	Williams, Corey	* 0-0	0-0	0-0	0	0	0	0	0	0	0	0	0	0	0	1	
40	Kelley, Jarvis	* 0-0	0-0	0-0	0	0	0	0	0	0	0	0	0	0	0	1	
51	Flanagan, Kevin	* 0-0	0-0	0-0	1	1	2	0	0	0	1	0	0	0	0	9	
	Team				0	8	8										
	Totals	24-55	3-15	20-25	11	36	47	10	71	12	15	6	4	2	7	200	

FG % 1st Half: 14-30 46.7% 2nd half: 10-25 40.0% Game: 24-55 43.6% Deadball Rebounds 0,4  
3FG % 1st Half: 3-8 37.5% 2nd half: 0-7 0.0% Game: 3-15 20.0%  
FT % 1st Half: 2-3 66.7% 2nd half: 18-22 81.8% Game: 20-25 80.0%

Officials: Tom O'Neill, Ted Valentine, Tim Hutchinson  
Technical fouls: Virginia-None. Arizona-None.  
Attendance: 16477  
Second Round of the 1994 NCAA Tournament

Score by periods	1st	2nd	Total
Virginia	26	32	58
Arizona	33	38	71

## Official Basketball Box Score -- Game Totals -- Final Statistics Louisville vs Arizona 03/24/94 at Sports Arena (Los Angeles, Calif.)

### Louisville 70 • 28-6

#	Player	Total			3-Ptr			Rebounds			PF	TP	A	TO	Blk	Stl	Min
		FG-FGA	FG-FGA	FT-FTA	FG-FGA	FG-FGA	FT-FTA	Off	Def	Tot							
23	Minor, Greg	* 6-13	1-5	0-0	6	6	12	5	13	0	1	1	0	0	0	33	
25	Osborne, Jason	* 5-14	3-7	1-3	1	8	9	0	14	1	6	1	0	0	0	37	
32	Wheat, DeJuan	* 2-11	2-6	2-2	0	0	0	3	8	5	1	0	1	0	0	32	
44	Rozier, Clifford	* 1-4	0-0	3-4	2	5	7	3	5	1	4	1	0	0	0	36	
50	Morton, Dwayne	* 7-14	0-5	7-7	1	0	1	3	21	2	0	0	0	0	0	32	
03	Kiser, Brian	* 0-0	0-0	0-0	0	0	0	0	0	0	0	0	0	0	0	1	
04	Rogers, Tick	* 3-8	0-2	0-0	4	0	4	3	6	0	0	0	0	0	0	21	
05	Sims, Alvin	* 1-3	1-2	0-0	0	3	3	4	3	0	0	1	0	0	0	7	
40	Simons, Matt	* 0-0	0-0	0-0	0	1	1	0	0	0	0	0	0	0	0	1	
	Team				0	0	0										
	Totals	25-67	7-27	13-16	14	23	37	21	70	9	13	4	2	2	2	200	

FG % 1st Half: 11-32 34.4% 2nd half: 14-35 40.0% Game: 25-67 37.3% Deadball Rebounds 4,4  
3FG % 1st Half: 1-12 8.3% 2nd half: 6-15 40.0% Game: 7-27 25.9%  
FT % 1st Half: 3-4 75.0% 2nd half: 10-12 83.3% Game: 13-16 81.3%

### Arizona 82 • 28-5

#	Player	Total			3-Ptr			Rebounds			PF	TP	A	TO	Blk	Stl	Min
		FG-FGA	FG-FGA	FT-FTA	FG-FGA	FG-FGA	FT-FTA	Off	Def	Tot							
03	Reeves, Khalid	* 9-17	5-10	6-6	0	4	4	3	29	5	3	0	2	0	0	38	
20	Stoudamire, Damon	* 2-12	1-8	6-9	1	5	6	2	11	7	2	0	1	0	0	36	
22	Owes, Ray	* 5-10	0-0	1-2	3	5	8	1	11	1	1	1	0	0	0	34	
44	Geary, Reggie	* 5-7	2-2	0-0	1	5	6	3	12	2	2	1	1	0	0	32	
50	Blair, Joseph	* 5-8	0-0	1-3	5	5	10	2	11	0	2	0	1	0	0	35	
11	Rigdon, Dylan	* 1-1	0-0	0-1	0	0	0	1	2	0	0	0	0	0	0	4	
15	McLean, Joe	* 1-4	1-3	0-0	0	0	0	1	3	1	0	0	0	0	0	9	
33	Williams, Corey	* 1-1	1-1	0-0	0	0	0	1	3	0	0	0	1	0	0	7	
51	Flanagan, Kevin	* 0-0	0-0	0-0	0	1	1	0	0	0	0	0	0	0	0	5	
	Team				0	1	1										
	Totals	29-60	10-24	14-21	10	26	36	15	82	16	10	2	7	2	7	200	

FG % 1st Half: 13-29 44.8% 2nd half: 16-31 51.6% Game: 29-60 48.3% Deadball Rebounds 1,1  
3FG % 1st Half: 4-13 30.8% 2nd half: 6-11 54.5% Game: 10-24 41.7%  
FT % 1st Half: 5-8 62.5% 2nd half: 9-13 69.2% Game: 14-21 66.7%

Officials: Ted Valentine, Robert Donato, Duke Edsall  
Technical fouls: Louisville-None. Arizona-None.  
Attendance: 15157  
Sweet 16 of the 1994 NCAA Tournament

Score by periods	1st	2nd	Total
Louisville	26	44	70
Arizona	35	47	82

## Official Basketball Box Score -- Game Totals -- Final Statistics Arizona vs Missouri 03/26/94 at Sports Arena (Los Angeles, Calif.)

### Arizona 92 • 29-5

#	Player	Total			3-Ptr			Rebounds			PF	TP	A	TO	Blk	Stl	Min
		FG-FGA	FG-FGA	FT-FTA	FG-FGA	FG-FGA	FT-FTA	Off	Def	Tot							
03	Reeves, Khalid	* 9-17	0-5	8-10	0	4	4	2	26	1	3	0	2	0	0	32	
20	Stoudamire, Damon	* 8-14	4-6	7-8	2	8	10	2	27	4	5	0	0	0	0	39	
22	Owes, Ray	* 0-10	0-1	5-6	3	7	10	2	5	2	1	1	1	0	0	37	
44	Geary, Reggie	* 2-6	0-2	10-11	1	5	6	3	14	5	1	2	1	0	0	39	
50	Blair, Joseph	* 4-7	0-0	1-2	2	6	8	2	9	0	0	1	0	0	0	27	
10	Richey, Jason	* 0-2	0-0	0-0	0	0	0	0	0	0	0	0	0	0	0	1	
11	Rigdon, Dylan	* 0-0	0-0	0-0	0	2	2	1	0	1	0	0	0	0	0	3	
15	McLean, Joe	* 1-1	1-1	2-2	0	1	1	0	5	0	0	0	0	0	0	6	
21	Brown, Andy	* 0-0	0-0	0-0	0	0	0	0	0	0	0	0	0	0	0	1	
33	Williams, Corey	* 2-2	0-0	0-2	1	2	3	0	4	0	1	1	0	0	0	7	
40	Kelley, Jarvis	* 1-1	0-0	0-0	0	0	0	0	2	0	0	0	0	0	0	1	
51	Flanagan, Kevin	* 0-0	0-0	0-0	0	2	2	3	0	0	1	0	0	0	0	7	
	Team				0	0	0										
	Totals	27-60	5-15	33-41	9	37	46	17	92	13	13	5	4	2	4	200	

FG % 1st Half: 14-26 53.8% 2nd half: 13-34 38.2% Game: 27-60 45.0% Deadball Rebounds 2,2  
3FG % 1st Half: 5-9 55.6% 2nd half: 0-6 0.0% Game: 5-15 33.3%  
FT % 1st Half: 15-19 78.9% 2nd half: 18-22 81.8% Game: 33-41 80.5%

### Missouri 72 • 28-4

#	Player	Total			3-Ptr			Rebounds			PF	TP	A	TO	Blk	Stl	Min
		FG-FGA	FG-FGA	FT-FTA	FG-FGA	FG-FGA	FT-FTA	Off	Def	Tot							
00	Crudup, Jevon	* 7-13	0-0	0-2	3	3	6	5	14	4	1	2	2	0	0	27	
13	Winfield, Julian	* 0-1	0-0	0-0	0	4	4	1	0	0	0	0	0	0	0	11	
15	Booker, Melvin	* 5-12	1-6	3-4	1	4	5	4	14	5	3	0	0	0	0	35	
22	Frazier, Lamont	* 4-7	0														



# NCAA TOURNAMENT

## Official Basketball Box Score -- Game Totals -- Final Statistics Miami (Ohio) vs Arizona 03/16/95 at UD Arena (Dayton, Ohio)

Miami (Ohio) 71 • 22-7

#	Player	Total			3-Ptr			Rebounds			PF	TP	A	TO	Blk	Stl	Min
		FG-FGA	FG-FGA	FT-FTA	FG-FGA	FG-FGA	FT-FTA	Off	Def	Tot							
03	Cross, Derrick	* 4-7	1-1	0-0	0	1	1	2	9	2	1	0	1	25			
04	Mahaffey, Jamie	* 6-12	0-3	5-5	4	5	9	3	17	3	4	2	1	34			
12	Hackim, Landon	* 1-9	1-8	0-0	1	3	4	1	3	1	2	0	1	31			
15	Beard, Kevin	* 2-6	0-0	2-2	4	5	9	4	6	2	0	3	0	23			
42	Davis, Devin	* 7-17	0-0	10-14	6	9	15	3	24	1	3	1	0	40			
13	Boseman, Ken	* 1-5	0-1	0-1	3	1	4	1	2	2	1	0	0	22			
20	McGuire, Chris	* 3-5	3-5	1-3	0	3	3	2	10	2	2	0	1	24			
22	Henderson, Jermaine	* 0-0	0-0	0-0	1	0	1	0	0	1	0	0	0	1			
	Team				0	1	1										
	Totals	24-61	5-18	18-25	19	28	47	16	71	14	13	6	4	200			

FG % 1st Half: 9-35 25.7% 2nd half: 15-26 57.7% Game: 24-61 39.3%  
 3FG % 1st Half: 3-13 23.1% 2nd half: 2-5 40.0% Game: 5-18 27.8%  
 FT % 1st Half: 10-12 83.3% 2nd half: 8-13 61.5% Game: 18-25 72.0%

Deadball Rebounds 0,2

Arizona 62 • 24-7

#	Player	Total			3-Ptr			Rebounds			PF	TP	A	TO	Blk	Stl	Min
		FG-FGA	FG-FGA	FT-FTA	FG-FGA	FG-FGA	FT-FTA	Off	Def	Tot							
20	Stoudamire, Damon	* 6-18	5-10	1-2	1	2	3	4	18	4	4	0	0	39			
22	Owes, Ray	* 7-18	0-2	1-6	5	3	8	4	15	0	1	1	0	38			
34	Simon, Miles	* 2-6	1-3	2-3	1	5	6	2	7	4	3	0	0	31			
44	Geary, Reggie	* 1-7	1-4	0-0	1	3	4	3	3	2	1	0	1	30			
50	Blair, Joseph	* 1-3	0-0	1-2	1	1	2	4	3	0	0	1	0	14			
15	McLean, Joe	* 2-3	1-1	0-0	2	3	5	2	5	0	1	0	0	13			
23	Dickerson, Michael	* 0-1	0-0	0-0	1	0	1	0	0	0	1	0	0	6			
33	Williams, Corey	* 5-8	1-3	0-0	2	3	5	4	11	2	1	0	2	26			
40	Kelley, Jarvis	* 0-0	0-0	0-0	0	0	0	0	0	0	0	0	1	3			
	Team				1	3	4										
	Totals	24-64	9-23	5-13	15	23	38	23	62	12	12	2	4	200			

FG % 1st Half: 12-33 36.4% 2nd half: 12-31 38.7% Game: 24-64 37.5%  
 3FG % 1st Half: 5-12 41.7% 2nd half: 4-11 36.4% Game: 9-23 39.1%  
 FT % 1st Half: 3-9 33.3% 2nd half: 2-4 50.0% Game: 5-13 38.5%

Deadball Rebounds 2,3

Officials: Gerry Donaghy, Donnee Gray, John Hughes  
 Technical fouls: Miami (Ohio)-None. Arizona-None.  
 Attendance:  
 First Round of the 1995 NCAA Tournament

Score by periods	1st	2nd	Total
Miami (Ohio)	31	40	71
Arizona	32	30	62

## Official Basketball Box Score -- Game Totals -- Final Statistics Valparaiso vs Arizona 03/15/96 at ASU Activity Center (Tempe, Ariz.)

Valparaiso 51 • 21-11

#	Player	Total			3-Ptr			Rebounds			PF	TP	A	TO	Blk	Stl	Min
		FG-FGA	FG-FGA	FT-FTA	FG-FGA	FG-FGA	FT-FTA	Off	Def	Tot							
10	Sykes, Jamie	* 0-3	0-2	0-0	0	1	1	2	0	3	2	0	1	33			
23	Allison, Anthony	* 5-15	0-2	0-0	1	1	2	0	10	0	2	0	2	25			
24	Drew, Bryce	* 6-16	3-9	4-4	0	3	3	4	19	4	2	0	0	38			
40	Ensminger, Chris	* 3-8	0-0	6-8	7	3	10	2	12	2	5	0	2	34			
44	Jenkins, Bill	* 0-2	0-0	0-0	0	0	0	3	0	1	3	0	0	15			
03	Phifer, Jay	* 0-1	0-1	0-0	0	1	1	0	0	0	0	0	0	2			
05	Artis, Chris	* 2-6	0-1	0-0	0	0	0	4	1	0	0	1	1	18			
11	Brunes, Craig	* 0-0	0-0	0-0	0	1	1	1	0	0	1	0	0	7			
12	Dick, Mark	* 0-0	0-0	0-0	0	0	0	0	0	0	0	0	0	4			
42	Abdul-Jabbar, Kareem	* 0-0	0-0	0-2	0	1	1	0	0	0	0	0	0	5			
43	Jenkins, Bob	* 1-1	0-0	0-0	1	0	1	1	2	0	0	0	0	4			
52	Vilcinskask, Antanas	* 2-2	0-0	0-1	1	1	2	2	4	0	1	1	0	15			
	Team				2	1	3										
	Totals	19-54	3-15	10-15	12	13	25	15	51	11	16	1	6	200			

FG % 1st Half: 5-24 20.8% 2nd half: 14-30 46.7% Game: 19-54 35.2%  
 3FG % 1st Half: 0-5 0.0% 2nd half: 3-10 30.0% Game: 3-15 20.0%  
 FT % 1st Half: 5-8 62.5% 2nd half: 5-7 71.4% Game: 10-15 66.7%

Deadball Rebounds 0,3

Arizona 90 • 25-6

#	Player	Total			3-Ptr			Rebounds			PF	TP	A	TO	Blk	Stl	Min
		FG-FGA	FG-FGA	FT-FTA	FG-FGA	FG-FGA	FT-FTA	Off	Def	Tot							
04	Davis, Ben	* 4-6	0-0	0-0	2	2	4	4	8	1	1	1	0	21			
15	McLean, Joe	* 1-5	0-3	1-2	0	1	1	2	3	2	1	0	1	20			
33	Williams, Corey	* 6-8	1-2	1-2	1	3	4	0	14	2	0	0	1	25			
34	Simon, Miles	* 8-10	1-3	1-1	2	2	4	4	18	3	2	0	3	26			
44	Geary, Reggie	* 3-6	3-5	0-0	0	3	3	1	9	8	1	1	4	23			
11	Eafon, Kelvin	* 0-3	0-1	0-0	0	3	3	0	0	1	3	0	0	8			
13	Harris, Donnell	* 1-2	0-0	1-2	2	2	2	2	3	0	0	1	0	5			
23	Dickerson, Michael	* 9-12	2-4	2-2	1	2	3	1	22	4	1	2	0	30			
31	Terry, Jason	* 4-5	3-3	0-0	0	2	2	2	11	5	2	0	0	25			
42	Bramlett, A.J.	* 1-5	0-0	0-0	3	5	8	2	2	0	0	0	0	17			
	Team				1	2	3										
	Totals	37-62	10-21	6-9	12	25	37	18	90	26	11	5	9	200			

FG % 1st Half: 21-32 65.6% 2nd half: 16-30 53.3% Game: 37-62 59.7%  
 3FG % 1st Half: 7-13 53.8% 2nd half: 3-8 37.5% Game: 10-21 47.6%  
 FT % 1st Half: 2-3 66.7% 2nd half: 4-6 66.7% Game: 6-9 66.7%

Deadball Rebounds 2,1

Officials: Bob Donato, Paul Janssen, Terry Moore  
 Technical fouls: Valparaiso-None. Arizona-None.  
 Attendance: 12462  
 First Round of the 1996 NCAA Tournament

Score by periods	1st	2nd	Total
Valparaiso	15	36	51
Arizona	51	39	90

## Official Basketball Box Score -- Game Totals -- Final Statistics Iowa vs Arizona 03/17/96 at ASU Activity Center (Tempe, Ariz.)

Iowa 73 • 23-9

#	Player	Total			3-Ptr			Rebounds			PF	TP	A	TO	Blk	Stl	Min
		FG-FGA	FG-FGA	FT-FTA	FG-FGA	FG-FGA	FT-FTA	Off	Def	Tot							
03	Murray, Kenyon	* 2-9	0-1	2-2	3	2	5	3	6	2	1	0	0	30			
04	Settles, Jess	* 6-15	0-3	1-3	5	7	12	4	13	1	5	0	2	32			
05	Woolridge, Andre	* 6-17	0-1	0-0	1	2	3	3	12	7	5	0	0	36			
13	Glasper, Mon'ter	* 1-2	1-2	0-0	0	1	1	2	3	3	1	0	0	22			
52	Millard, Russ	* 6-11	2-3	0-0	1	5	6	2	14	0	1	1	3	32			
14	Kingsbury, Chris	* 4-11	4-8	4-5	0	1	1	2	16	0	0	0	0	22			
42	Bowen, Ryan	* 1-2	0-0	0-2	1	0	1	3	2	0	1	0	1	15			
44	Koch, J.R.	* 2-2	1-1	2-2	0	1	1	2	7	3	0	0	0	8			
55	Helmrs, Greg	* 0-0	0-0	0-0	1	0	1	0	0	0	0	0	0	3			
	Team				2	3	5										
	Totals	28-69	8-19	9-14	14	22	36	21	73	16	14	1	6	200			

FG % 1st Half: 13-35 37.1% 2nd half: 15-34 44.1% Game: 28-69 40.6%  
 3FG % 1st Half: 4-10 40.0% 2nd half: 4-9 44.4% Game: 8-19 42.1%  
 FT % 1st Half: 7-10 70.0% 2nd half: 2-4 50.0% Game: 9-14 64.3%

Deadball Rebounds 0,2

Arizona 87 • 26-6

#	Player	Total			3-Ptr			Rebounds			PF	TP	A	TO	Blk	Stl	Min
		FG-FGA	FG-FGA	FT-FTA	FG-FGA	FG-FGA	FT-FTA	Off	Def	Tot							
04	Davis, Ben	* 7-11	0-0	3-5	6	8	14	2	17	0	1	3	0	36			
15	McLean, Joe	* 4-8	2-5	3-4	2	4	6	2	13	1	1	0	1	31			
33	Williams, Corey	* 5-10	1-4	0-0	1	4	5	2	11	1	2	1	0	32			
34	Simon, Miles	* 5-13	1-7	4-4	0	1	1	4	15	6	4	0	2	34			
44	Geary, Reggie	* 4-7	3-5	5-6	0	4	4	2	16	13	1	2	2	38			
23	Dickerson, Michael	* 5-13	1-4	2-5	1	3	4	13	3	1	1	1	1	24			
31	Terry, Jason	* 0-1	0-1	0-0	0	0	0	0	0	0	1	0	0	3			
42	Bramlett, A.J.	* 1-1	0-0	0-0	0	1	1	0	2	0	0	0	0	2			
	Team				2	5	7										
	Totals	31-64	8-26	17-24	12	30	42	16	87	24	12	7	6	200			

FG % 1st Half: 17-32 53.1% 2nd half: 14-32 43.8% Game: 31-64 48.4%  
 3FG % 1st Half: 7-18 38.9% 2nd half: 1-8 12.5% Game: 8-26 30.8%  
 FT % 1st Half: 7-9 77.8% 2nd half: 10-15 66.7% Game: 17-24 70.8%

Deadball Rebounds 3,3

Officials: Andre Pettillo, David Dodge, Curtis Shaw  
 Technical fouls: Iowa-None. Arizona-None.  
 Attendance:  
 Second Round of the 1996 NCAA Tournament

Score by periods	1st	2nd	Total
Iowa	37	36	73
Arizona	48	39	87

## Official Basketball Box Score -- Game Totals -- Final Statistics Arizona vs Kansas 03/22/96 2:00 p.m. at McNichols Sports Arena (Denver, Colo.)

Arizona 80 • 26-7

#	Player	Total			3-Ptr			Rebounds			PF	TP	A	TO	Blk	Stl	Min
		FG-FGA	FG-FGA	FT-FTA	FG-FGA	FG-FGA	FT-FTA	Off	Def	Tot							
04	Davis, Ben	* 3-8	0-0	4-4	1	3	4	2	10	1	5	0	2	37			
15	McLean, Joe	* 2-4	2-3	1-2	1	1	2	2	7	0	0	0	1	13			
33	Williams, Corey	* 7-13	2-4	0-0	2	3	5	2	16	0	0	2	0	34			
34	Simon, Miles	* 6-15	2-4	7-8	0	4	4	3	21	6	4	1	2	38			
44	Geary, Reggie	* 1-4	0-3	0-0	0	4	4	4	2	8	5	1	1	35			
11	Eafon, Kelvin	* 0-0	0-0	0-0	0	0	0	0	0	0	0	0	0	1			
13	Harris, Donnell	* 0-0	0-0	0-0	0	0	0	0	0	0	0	0	0	2			
23	Dickerson, Michael	* 6-14	3-8	6-7	2	5	7	3	21	2	4	1	1	31			
31	Terry, Jason	* 1															



# NCAA TOURNAMENT

## Official Basketball Box Score -- Game Totals -- Final Statistics South Alabama vs Arizona 3/13/97 9:19 p.m.CT at The Pyramid, Memphis, Tenn.

### South Alabama 57 • 23-7

##	Player	Total			3-Ptr			Rebounds			PF	TP	A	T	Blk	Stl	Min
		FG	FGA	FT	FTA	FG	FGA	FT	FTA	Off							
24	Coaxum, Jerome	* 4-11	0-0	0-1	2	4	6	2	8	4	0	0	2	34			
33	Hamm, Jason	* 5-10	3-7	0-0	0	2	2	5	13	1	0	0	1	37			
4	Alderson, Rico	* 6-8	0-0	2-2	6	5	11	4	14	2	4	2	1	40			
40	Neal, Mark	* 4-8	0-0	0-1	3	1	4	5	8	1	2	1	2	25			
5	Yoder, Rusty	* 2-15	1-5	0-0	1	2	3	2	5	4	4	0	0	30			
20	Peterson, Brandon	0-0	0-0	0-0	0	1	1	1	0	0	0	0	0	2			
31	McGovern, Brian	0-0	0-0	0-0	0	0	0	0	0	0	0	0	0	1			
42	Madison, Toby	2-7	0-5	3-3	2	1	3	3	7	1	3	0	0	16			
55	Barrett, Elvis	1-2	0-0	0-0	0	1	1	2	0	1	0	0	0	15			
Team						2		4									
Totals		24-61	4-17	5-7	16	19	35	23	57	13	14	3	6	200			

FG % 1st Half: 0-0 0.0% 2nd half: 24-61 39.3% Game: 24-61 39.3%  
 3FG % 1st Half: 0-0 0.0% 2nd half: 4-17 23.5% Game: 4-17 23.5%  
 FT % 1st Half: 0-0 0.0% 2nd half: 5-7 71.4% Game: 5-7 71.4%

### Arizona 65 • 20-9

##	Player	Total			3-Ptr			Rebounds			PF	TP	A	T	Blk	Stl	Min
		FG	FGA	FT	FTA	FG	FGA	FT	FTA	Off							
10	Bibby, Mike	* 4-7	2-4	3-3	1	2	3	2	13	1	3	0	0	28			
21	Davison, Bennett	* 3-4	0-0	0-0	2	2	4	4	6	1	1	2	0	27			
23	Dickerson, Michael	* 7-16	1-5	1-2	1	0	1	1	16	2	1	0	1	37			
34	Simon, Miles	* 2-8	0-5	7-8	1	3	4	2	11	4	3	0	2	33			
42	Bramlett, A.J.	* 4-9	0-0	1-2	4	12	16	4	9	1	1	1	0	37			
31	Terry, Jason	1-2	1-1	5-8	0	1	1	0	8	3	2	0	5	24			
33	Edgerson, Eugene	0-1	0-0	2-4	1	0	1	0	2	0	0	0	0	14			
Team						0		1									
Totals		21-47	4-15	19-27	10	21	31	13	65	12	11	3	8	200			

FG % 1st Half: 0-0 0.0% 2nd half: 21-47 44.7% Game: 21-47 44.7%  
 3FG % 1st Half: 0-0 0.0% 2nd half: 4-15 26.7% Game: 4-15 26.7%  
 FT % 1st Half: 0-0 0.0% 2nd half: 19-27 70.4% Game: 19-27 70.4%

Officials: Tim Higgins, Reggie Greenwood, Jim Haney  
 Technical fouls: South Alabama-None. Arizona-None.  
 Attendance: 8328

Score by periods	1st	2nd	Total
South Alabama	28	29	57
Arizona	26	39	65

Last FG - USA, ARIZ.  
 Largest lead - USA None, ARIZ None.

Points	In	Off	2nd	Fast	Bench
USA	Paint	T/O	Chance	Break	
USA	0	0	0	0	0
ARIZ	0	0	0	0	0

Score tied - 0 times.  
 Lead changed - 0 times.

## Official Basketball Box Score -- Game Totals -- Final Statistics College of Charleston vs Arizona 3/15/97 3:55 p.m.CT at The Pyramid, Memphis, Tenn.

### College of Charleston 69 • 29-3

##	Player	Total			3-Ptr			Rebounds			PF	TP	A	T	Blk	Stl	Min
		FG	FGA	FT	FTA	FG	FGA	FT	FTA	Off							
20	President, Jermei	* 2-6	0-2	0-0	0	0	0	2	4	1	2	0	0	17			
21	Harris, Stacy	* 8-11	5-8	4-4	0	3	3	25	2	2	0	1	38				
24	Johnson, Anthony	* 5-11	1-4	3-4	0	1	1	5	14	6	4	0	0	38			
4	Delaney, Thaddeous	* 7-13	0-0	0-1	4	9	13	3	14	1	3	1	1	33			
42	Conner, Rodney	* 4-8	0-0	0-0	0	2	2	5	8	0	1	0	1	33			
23	Webber, Sedric	1-5	0-1	0-0	2	1	3	0	2	0	0	0	0	13			
33	Himes, Marc	0-0	0-0	0-0	0	0	0	0	0	0	0	0	0	4			
5	McCravy, Shane	1-2	0-1	0-0	0	0	0	5	2	5	0	0	2	24			
Team						1		6									
Totals		28-56	6-16	7-9	7	22	29	23	69	15	12	1	5	200			

FG % 1st Half: 0-0 0.0% 2nd half: 28-56 50.0% Game: 28-56 50.0%  
 3FG % 1st Half: 0-0 0.0% 2nd half: 6-16 37.5% Game: 6-16 37.5%  
 FT % 1st Half: 0-0 0.0% 2nd half: 7-9 77.8% Game: 7-9 77.8%

### Arizona 73 • 21-9

##	Player	Total			3-Ptr			Rebounds			PF	TP	A	T	Blk	Stl	Min
		FG	FGA	FT	FTA	FG	FGA	FT	FTA	Off							
10	Bibby, Mike	* 4-11	3-7	7-8	0	3	3	2	18	2	1	0	1	31			
21	Davison, Bennett	* 1-5	0-0	1-4	5	6	11	3	3	0	2	1	0	33			
23	Dickerson, Michael	* 4-13	0-5	1-2	4	2	6	1	9	2	2	0	1	30			
34	Simon, Miles	* 8-16	2-7	2-4	2	1	3	1	20	4	3	0	0	33			
42	Bramlett, A.J.	* 5-8	0-0	2-5	6	9	15	4	12	3	1	4	1	35			
13	Harris, Donnell	0-0	0-0	0-0	1	0	1	0	0	0	0	0	0	5			
31	Terry, Jason	4-8	1-4	2-2	0	1	1	3	11	0	1	0	1	29			
33	Edgerson, Eugene	0-0	0-0	0-0	0	0	0	0	0	0	0	0	0	4			
Team						0		1									
Totals		26-61	6-23	15-25	18	23	41	14	73	11	11	5	4	200			

FG % 1st Half: 0-0 0.0% 2nd half: 26-61 42.6% Game: 26-61 42.6%  
 3FG % 1st Half: 0-0 0.0% 2nd half: 6-23 26.1% Game: 6-23 26.1%  
 FT % 1st Half: 0-0 0.0% 2nd half: 15-25 60.0% Game: 15-25 60.0%

Officials: Jim Burr, Gerry Donaghy, Gene Monje  
 Technical fouls: College of Charleston-None. Arizona-None.  
 Attendance: 11815

Score by periods	1st	2nd	Total
College of Charleston	34	35	69
Arizona	33	40	73

Last FG - COFC, ARIZ.  
 Largest lead - COFC None, ARIZ None.

Points	In	Off	2nd	Fast	Bench
COFC	Paint	T/O	Chance	Break	
COFC	0	0	0	0	0
ARIZ	0	0	0	0	0

Score tied - 0 times.  
 Lead changed - 0 times.

## Official Basketball Box Score -- Game Totals -- Final Statistics Arizona vs Kansas 3/21/97 6:55 p.m.CST at NCAA SE Region Semi-Final, Birmingham, AL

### Arizona 85 • 21-9

##	Player	Total			3-Ptr			Rebounds			PF	TP	A	T	Blk	Stl	Min
		FG	FGA	FT	FTA	FG	FGA	FT	FTA	Off							
10	Bibby, Mike	* 7-11	2-4	5-6	1	1	2	1	21	5	3	0	2	35			
21	Davison, Bennett	* 2-4	0-0	0-0	1	4	5	4	4	1	1	2	2	21			
23	Dickerson, Michael	* 8-21	1-6	3-6	0	1	1	2	20	2	1	1	2	37			
34	Simon, Miles	* 7-12	1-2	2-2	2	1	3	3	17	1	4	0	1	27			
42	Bramlett, A.J.	* 6-14	0-0	0-1	7	5	12	4	12	0	1	0	1	30			
13	Harris, Donnell	0-1	0-0	1-4	0	3	3	1	1	0	0	0	0	10			
31	Terry, Jason	1-3	0-0	3-4	1	0	1	2	5	2	1	0	4	23			
33	Edgerson, Eugene	1-2	0-0	3-4	4	0	4	2	5	1	0	0	0	17			
Team						3		5									
Totals		32-68	4-12	17-27	19	17	36	19	85	12	11	3	12	200			

FG % 1st Half: 0-0 0.0% 2nd half: 32-68 47.1% Game: 32-68 47.1%  
 3FG % 1st Half: 0-0 0.0% 2nd half: 4-12 33.3% Game: 4-12 33.3%  
 FT % 1st Half: 0-0 0.0% 2nd half: 17-27 63.0% Game: 17-27 63.0%

### Kansas 82 • 34-1

##	Player	Total			3-Ptr			Rebounds			PF	TP	A	T	Blk	Stl	Min
		FG	FGA	FT	FTA	FG	FGA	FT	FTA	Off							
11	Vaughn, Jacque	* 3-10	0-4	2-4	1	2	3	4	8	8	5	0	0	37			
31	Pollard, Scot	* 0-1	0-0	0-0	1	4	5	4	0	2	3	2	2	20			
34	Pierce, Paul	* 9-13	3-3	6-7	6	5	11	2	27	1	5	2	2	35			
35	Haase, Jerod	* 1-3	0-0	0-0	0	1	1	0	2	2	3	0	1	14			
45	LaFrentz, Raef	* 7-14	0-1	0-1	5	4	9	4	14	2	3	3	1	35			
12	Thomas, Billy	5-15	3-10	0-0	2	1	3	1	13	0	0	0	0	19			
22	Williams, B.J.	1-3	0-0	0-0	1	1	2	0	2	0	0	0	1	10			
3	Pugh, T.J.	1-3	0-0	0-1	1	1	2	2	2	1	0	1	0	12			
42	Robertson, Ryan	5-10	4-7	0-0	1	2	3	4	14	2	1	2	0	18			
Team						4		5									
Totals		32-72	10-25	8-13	22	22	44	21	82	18	20	10	7	200			

FG % 1st Half: 0-0 0.0% 2nd half: 32-72 44.4% Game: 32-72 44.4%  
 3FG % 1st Half: 0-0 0.0% 2nd half: 10-25 40.0% Game: 10-25 40.0%  
 FT % 1st Half: 0-0 0.0% 2nd half: 8-13 61.5% Game: 8-13 61.5%

Officials: Andre' Pattillo, Tim Higgins, Rich Hartzell  
 Technical fouls: Arizona-None. Kansas-None.  
 Attendance: 17647

Score by periods	1st	2nd	Total
Arizona	38	47	85
Kansas	36	46	82

Last FG - ARIZ, KU.  
 Largest lead - ARIZ None, KU None.

Score tied - 0 times.  
 Lead changed - 0 times.

## Official Basketball Box Score -- Game Totals -- Final Statistics Providence vs Arizona 3/23/97 4:00 p.m. at Birmingham-Jefferson Civic Center

### Providence 92 • 24-12

##	Player	Total			3-Ptr			Rebounds			PF	TP	A	T	Blk	Stl
----	--------	-------	--	--	-------	--	--	----------	--	--	----	----	---	---	-----	-----



# NCAA TOURNAMENT

## Official Basketball Box Score -- Game Totals -- Final Statistics Arizona vs North Carolina 3/29/97 5:42 p.m. EST at RCA Dome, Indianapolis, Ind.

### Arizona 66 • 24-9

#	Player	Total			3-Ptr			Rebounds			PF	TP	A	TO	Blk	Stl	Min
		FG	FGA	FT	FTA	Off	Def	Total									
10	Bibby, Mike	* 7-18	6-11	0-0	0	7	7	3	20	4	3	0	3	38			
21	Davison, Bennett	* 1-2	0-0	2-4	1	1	2	4	4	0	1	1	10				
23	Dickerson, Michael	* 1-10	1-4	2-3	2	4	6	2	5	0	1	0	27				
34	Simon, Miles	* 9-19	3-8	3-5	0	5	5	0	24	5	7	1	36				
42	Bramlett, A.J.	* 0-5	0-0	2-2	7	3	10	2	2	1	4	1	35				
13	Harris, Donnell	2-3	0-0	2-2	1	2	3	1	6	2	0	2	21				
31	Terry, Jason	1-6	1-6	0-0	0	2	2	0	3	2	3	0	20				
33	Edgerson, Eugene	1-3	0-0	0-0	4	5	9	1	2	0	0	0	13				
	Team				3	1	4										
Totals		22-66	11-29	11-16	18	30	48	13	66	15	16	8	8	200			

FG % 1st Half: 0-0 0.0% 2nd half: 22-66 33.3% Game: 22-66 33.3%  
 3FG % 1st Half: 0-0 0.0% 2nd half: 11-29 37.9% Game: 11-29 37.9%  
 FT % 1st Half: 0-0 0.0% 2nd half: 11-16 68.8% Game: 11-16 68.8%

### North Carolina 58 • 28-7

#	Player	Total			3-Ptr			Rebounds			PF	TP	A	TO	Blk	Stl	Min
		FG	FGA	FT	FTA	Off	Def	Total									
13	Okulaja, Ademola	* 1-8	1-3	0-0	2	8	10	4	3	3	1	0	1	29			
15	Carter, Vince	* 8-15	1-7	4-5	1	5	6	4	21	2	2	0	4	36			
3	Williams, Shammond	* 1-13	1-8	0-0	1	4	5	3	3	4	0	1	32				
33	Jamison, Antawn	* 7-17	0-0	4-4	8	3	11	4	18	2	3	0	2	35			
45	Zwikker, Serge	* 4-12	0-0	0-0	5	4	9	3	8	0	2	1	32				
4	Ndiaye, Makhtar	0-0	0-0	0-0	0	0	0	1	0	0	0	0	4				
5	Cota, Ed	2-9	1-3	0-1	1	5	6	1	5	4	5	1	32				
	Team				4	1	5										
Totals		23-74	4-21	8-10	22	30	52	20	58	14	17	2	11	200			

FG % 1st Half: 0-0 0.0% 2nd half: 23-74 31.1% Game: 23-74 31.1%  
 3FG % 1st Half: 0-0 0.0% 2nd half: 4-21 19.0% Game: 4-21 19.0%  
 FT % 1st Half: 0-0 0.0% 2nd half: 8-10 80.0% Game: 8-10 80.0%

Officials: G. Boudreaux, John Clougherty, Andre Pattillo  
 Technical fouls: Arizona-None. North Carolina-None.  
 Attendance: 47028

Score by periods	1st	2nd	Total
Arizona	34	32	66
North Carolina	31	27	58

	Points	In	Off	2nd	Fast	Bench
	ARIZ	Point	T/O	Chance	Break	
Arizona		0	0	0	0	0
North Carolina		0	0	0	0	0

Last FG - ARIZ , UNC .  
 Largest lead - ARIZ None, UNC None.

Score tied - 0 times.  
 Lead changed - 0 times.

## Official Basketball Box Score -- Game Totals -- Final Statistics Arizona vs Kentucky 3/31/97 at RCA Dome, Indianapolis, Ind.

### Arizona 84 • 25-9

#	Player	Total			3-Ptr			Rebounds			PF	TP	A	TO	Blk	Stl	Min
		FG	FGA	FT	FTA	Off	Def	Total									
10	Bibby, Mike	* 5-12	3-5	6-6	2	7	9	1	19	4	8	0	3	38			
21	Davison, Bennett	* 3-9	0-0	3-3	4	3	7	2	9	0	2	0	29				
23	Dickerson, Michael	* 1-8	1-3	2-2	2	2	4	0	5	0	2	0	24				
34	Simon, Miles	* 8-18	0-2	14-17	1	2	3	1	30	1	3	0	40				
42	Bramlett, A.J.	* 1-3	0-0	1-1	3	3	6	5	3	1	1	2	27				
13	Harris, Donnell	2-2	0-0	4-8	4	3	7	4	8	1	0	0	19				
31	Terry, Jason	2-6	2-3	2-2	0	2	2	1	8	5	0	0	33				
33	Edgerson, Eugene	0-0	0-0	2-2	0	5	5	2	2	0	2	0	15				
	Team				0	2	2										
Totals		22-58	6-13	34-41	16	29	45	16	84	12	18	2	7	225			

FG % 1st Half: 0-0 0.0% 2nd half: 22-58 37.9% Game: 22-58 37.9%  
 3FG % 1st Half: 0-0 0.0% 2nd half: 6-13 46.2% Game: 6-13 46.2%  
 FT % 1st Half: 0-0 0.0% 2nd half: 34-41 82.9% Game: 34-41 82.9%

### Kentucky 79 • 35-5

#	Player	Total			3-Ptr			Rebounds			PF	TP	A	TO	Blk	Stl	Min
		FG	FGA	FT	FTA	Off	Def	Total									
25	Epps, Anthony	* 4-13	3-8	0-0	0	5	5	0	11	4	0	0	2	37			
33	Mercer, Ron	* 5-9	2-4	1-1	5	4	9	5	13	6	5	0	41				
34	Padgett, Scott	* 5-16	3-12	4-4	0	1	1	5	17	0	3	0	30				
42	Maglore, Jamal	* 0-1	0-0	0-0	3	1	4	4	0	1	2	0	14				
5	Turner, Wayne	* 4-9	0-0	0-1	1	3	4	5	8	5	2	1	28				
13	Mohammed, Nazr	6-11	0-0	0-6	7	4	11	3	12	0	2	3	25				
21	Mills, Cameron	5-9	2-6	0-0	0	1	1	2	12	1	0	0	22				
3	Edwards, Allen	0-0	0-0	0-0	0	0	0	0	0	0	1	0	6				
32	Prickeitt, Jared	1-4	0-0	4-5	1	4	5	6	1	2	1	2	21				
4	Masiello, Steve	0-0	0-0	0-0	0	0	0	0	0	0	0	0	1				
	Team				0	0	0										
Totals		30-72	10-30	9-17	17	23	40	29	79	18	16	7	9	225			

FG % 1st Half: 0-0 0.0% 2nd half: 30-72 41.7% Game: 30-72 41.7%  
 3FG % 1st Half: 0-0 0.0% 2nd half: 10-30 33.3% Game: 10-30 33.3%  
 FT % 1st Half: 0-0 0.0% 2nd half: 9-17 52.9% Game: 9-17 52.9%

Officials: Tim Higgins, Ted Valentine, Tom O'Neill  
 Technical fouls: Arizona-None. Kentucky-None.  
 Attendance: 47028

Score by periods	1st	2nd	OT	Total
Arizona	33	41	10	84
Kentucky	32	42	5	79

	Points	In	Off	2nd	Fast	Bench
	ARIZ	Point	T/O	Chance	Break	
Arizona		0	0	0	0	0
Kentucky		0	0	0	0	0

Last FG - ARIZ , UK .  
 Largest lead - ARIZ None, UK None.

Score tied - 0 times.  
 Lead changed - 0 times.

## Official Basketball Box Score -- Game Totals -- Final Statistics Nicholls State vs Arizona 3/12/98 7:30 p.m.PST at ARCO Arena, Sacramento, Calif.

### Nicholls State 60 • 19-10

#	Player	Total			3-Ptr			Rebounds			PF	TP	A	TO	Blk	Stl	Min
		FG	FGA	FT	FTA	Off	Def	Total									
22	Franklin, Kenderick	f 6-13	0-4	0-0	0	1	1	3	12	1	4	1	2	27			
4	McCutcheon, Jason	f 6-12	0-0	2-4	3	5	8	4	14	1	3	2	1	30			
40	Wright, Lorenzo	c 1-5	0-0	0-2	1	3	4	4	2	1	0	0	21				
30	Banks, James	g 1-10	0-3	0-0	1	4	5	0	2	5	8	0	29				
5	McCutcheon, Russell	g 8-14	5-9	0-0	2	4	6	0	21	4	3	0	24				
10	Howard, Taurus	0-2	0-1	0-0	2	2	4	0	1	2	0	2	12				
23	Green, Linzie	2-7	0-3	1-1	1	0	1	0	5	2	1	0	20				
24	Blake, Tracy	0-3	0-1	0-0	0	1	1	1	0	0	1	0	13				
3	Winfrey, Remon	0-0	0-0	0-0	0	0	0	0	0	0	0	0	2				
32	Edwards, Wayne	0-1	0-1	0-0	0	1	1	0	0	0	1	0	2				
33	O'Neal, Michael	1-1	0-0	0-0	0	0	0	2	2	1	0	0	3				
42	Jessie, Jerrod	1-2	0-0	0-0	1	0	1	0	2	0	0	0	3				
	Team				3	4	7										
Totals		26-70	5-22	3-7	12	25	37	17	60	16	25	3	11	200			

FG % 1st Half: 0-0 0.0% 2nd half: 26-70 37.1% Game: 26-70 37.1%  
 3FG % 1st Half: 0-0 0.0% 2nd half: 5-22 22.7% Game: 5-22 22.7%  
 FT % 1st Half: 0-0 0.0% 2nd half: 3-7 42.9% Game: 3-7 42.9%

### Arizona 99 • 28-4

#	Player	Total			3-Ptr			Rebounds			PF	TP	A	TO	Blk	Stl	Min
		FG	FGA	FT	FTA	Off	Def	Total									
21	Davidson, Bennett	f 5-12	0-0	2-2	5	3	8	0	12	2	0	0	4	24			
23	Dickerson, Michael	f 7-13	0-1	3-4	2	4	6	3	17	0	3	0	25				
42	Bramlett, A.J.	c 6-12	0-0	4-7	3	4	7	1	16	1	2	2	20				
10	Bibby, Mike	g 8-15	3-6	0-0	1	3	4	1	19	3	4	0	29				
34	Simon, Miles	g 9-14	3-4	3-3	1	5	6	2	24	6	0	0	31				
12	Pastner, Josh	0-1	0-0	0-0	0	0	0	0	0	0	0	0	1				
13	Harris, Donnell	1-1	0-0	1-1	1	5	6	1	3	0	3	0	13				
24	Tebbs, Quynn	0-1	0-1	0-0	1	2	3	0	0	1	0	0	6				
30	Wessell, Justin	0-0	0-0	0-0	0	1	1	0	0	1	1	0	3				
31	Terry, Jason	9-9	0-5	0-0	2	3	5	1	0	7	2	4	26				
33	Edgerson, Eugene	3-4	0-0	2-2	4	1	5	0	8	0	0	0	15				
43	Jenkins, Ortege	0-1	0-1	0-0	0	0	0	0	0	0	1	0	2				
52	Stewart, Jason	0-0	0-0	0-0	0	0	0	0	0	0	0	0	1				
	Team				2	4	6										
Totals		39-83	6-18	15-19	22	35	57	9	99	20	17	2	14	200			



# NCAA TOURNAMENT

## Official Basketball Box Score -- Game Totals -- Final Statistics Maryland vs Arizona 3/19/98 7:25 p.m.PST at Arrowhead Pond, Anaheim, Calif.

Maryland 79 • 21-11

#	Player	Total			3-Ptr			Rebounds			PF	TP	A	TO	Blk	Stl	Min
		FG	F	FTA	FG	F	FTA	Off	Def	Tot							
25	Elliott, Rodney	f	6-16	2-5	2-3	2	4	6	5	16	1	1	2	2	27		
3	Proft, Laron	f	8-21	2-5	1-3	5	5	10	4	19	2	4	2	0	34		
54	Ekezie, Obinna	c	1-5	0-0	1-3	2	1	3	5	3	2	1	0	0	23		
12	Stokes, Terrell	g	4-11	3-7	0-0	1	6	7	2	11	7	1	0	1	35		
13	Jasikevicius, S.	g	1-7	1-4	4-6	3	0	3	1	7	4	3	0	0	34		
11	Kovarik, Matt	g	1-2	0-0	0-0	0	0	0	1	2	1	0	0	0	12		
21	Cephas, LaRon	g	1-1	0-0	0-0	1	2	3	0	2	0	0	0	0	1		
33	Mardesich, Mike	g	3-7	0-0	2-2	2	2	4	5	8	1	4	0	1	19		
44	Morris, Terence	g	4-8	3-6	0-0	1	1	2	1	11	1	3	2	2	15		
Team						7	4	11									
Totals			29-78	11-27	10-17	24	25	49	24	79	19	17	6	6	200		

FG % 1st Half: 0-0 0.0% 2nd half: 29-78 37.2% Game: 29-78 37.2%  
 3FG % 1st Half: 0-0 0.0% 2nd half: 11-27 40.7% Game: 11-27 40.7%  
 FT % 1st Half: 0-0 0.0% 2nd half: 10-17 58.8% Game: 10-17 58.8%

Deadball Rebounds 5

Arizona 87 • 30-4

#	Player	Total			3-Ptr			Rebounds			PF	TP	A	TO	Blk	Stl	Min
		FG	F	FTA	FG	F	FTA	Off	Def	Tot							
21	Davidson, Bennett	f	6-7	0-0	4-6	3	4	7	1	16	1	0	3	2	29		
23	Dickerson, Michael	f	5-14	0-3	2-4	3	2	5	3	12	2	1	1	1	28		
42	Bramlett, A.J.	c	4-6	0-0	3-4	1	4	5	4	11	0	1	1	1	31		
10	Bibby, Mike	g	7-12	5-6	7-9	2	3	5	1	26	4	3	1	4	39		
34	Simon, Milles	g	6-14	2-5	4-4	0	7	2	18	6	5	0	0	0	36		
13	Harris, Donnell	g	0-1	0-0	2-2	0	2	2	2	2	0	0	1	1	9		
31	Terry, Jason	g	0-5	0-2	0-0	0	1	1	1	0	5	2	0	1	17		
33	Edgersen, Eugene	g	0-3	0-0	2-2	0	0	2	0	2	0	0	1	0	11		
Team						1	4	5									
Totals			28-62	7-16	24-31	12	27	39	14	87	18	12	8	10	200		

FG % 1st Half: 0-0 0.0% 2nd half: 28-62 45.2% Game: 28-62 45.2%  
 3FG % 1st Half: 0-0 0.0% 2nd half: 7-16 43.8% Game: 7-16 43.8%  
 FT % 1st Half: 0-0 0.0% 2nd half: 24-31 77.4% Game: 24-31 77.4%

Deadball Rebounds 4

Officials: Burr, Monje, Valentine  
 Technical fouls: Maryland-None. Arizona-None.  
 Attendance: 17838  
 \*West Regional Semifinal session attendance

Score by periods	1st	2nd	Total
Maryland	33	46	79
Arizona	42	45	87

Points	In	Off	2nd	Fast	Bench
	Paint	T/O	Chance	Break	
UMD	0	0	0	0	0
ARIZ	0	0	0	0	0

Last FG - UMD , ARIZ .  
 Largest lead - UMD None, ARIZ None.

Score tied - 0 times.  
 Lead changed - 0 times.

## Official Basketball Box Score -- Game Totals -- Final Statistics Utah vs Arizona 3/21/98 12:40 p.m.PT at Arrowhead Pond, Anaheim, Calif.

Utah 76 • 30-5

#	Player	Total			3-Ptr			Rebounds			PF	TP	A	TO	Blk	Stl	Min
		FG	F	FTA	FG	F	FTA	Off	Def	Tot							
13	Mottola, Hanno	f	7-12	0-1	0-1	1	4	5	1	14	0	2	0	0	27		
50	Jensen, Alex	f	4-7	0-1	3-5	1	9	10	4	11	2	0	0	1	35		
51	Doleac, Michael	c	6-9	0-1	4-4	2	9	11	3	16	0	1	1	0	34		
24	Miller, Andre	g	7-15	0-1	4-8	1	13	14	4	18	13	3	1	2	36		
34	Hansen, Drew	g	1-4	1-3	0-0	0	4	4	4	3	1	0	0	0	24		
11	McTavish, Jordie	g	0-1	0-1	0-0	0	0	0	0	0	1	0	0	0	2		
21	Caton, Trace	g	0-0	0-0	0-0	0	0	0	0	0	0	2	0	0	3		
3	Jackson, David	g	3-6	1-2	3-4	1	1	2	1	10	2	3	0	0	25		
31	Johnsen, Britton	g	1-1	0-0	2-4	0	0	0	2	4	0	1	1	0	14		
Team						1	2	3									
Totals			29-55	2-10	16-26	7	42	49	19	76	19	13	3	3	200		

FG % 1st Half: 0-0 0.0% 2nd half: 29-55 52.7% Game: 29-55 52.7%  
 3FG % 1st Half: 0-0 0.0% 2nd half: 2-10 20.0% Game: 2-10 20.0%  
 FT % 1st Half: 0-0 0.0% 2nd half: 16-26 61.5% Game: 16-26 61.5%

Deadball Rebounds 3

Arizona 51 • 30-5

#	Player	Total			3-Ptr			Rebounds			PF	TP	A	TO	Blk	Stl	Min
		FG	F	FTA	FG	F	FTA	Off	Def	Tot							
21	Davidson, Bennett	f	2-5	0-0	2-4	3	7	10	4	6	0	1	1	0	29		
23	Dickerson, Michael	f	2-12	0-3	2-2	0	2	2	3	6	2	0	0	0	26		
42	Bramlett, A.J.	c	4-7	0-0	2-6	0	6	6	5	10	0	1	0	2	29		
10	Bibby, Mike	g	3-15	0-7	1-2	0	3	3	3	7	1	0	0	1	35		
34	Simon, Milles	g	1-9	0-3	4-8	3	1	4	2	6	4	3	0	0	33		
13	Harris, Donnell	g	0-0	0-0	0-0	1	0	1	0	0	0	0	0	0	9		
24	Tebbs, Quynn	g	0-0	0-0	0-0	0	0	0	0	0	0	0	0	0	2		
31	Terry, Jason	g	5-11	4-9	2-2	1	4	5	3	16	3	3	1	1	28		
33	Edgersen, Eugene	g	0-1	0-0	0-0	0	1	1	1	0	0	0	0	0	8		
43	Jenkins, Ortege	g	0-0	0-0	0-0	0	0	0	0	0	0	0	0	0	1		
Team						0	2	2									
Totals			17-60	4-22	13-24	8	26	34	21	51	10	8	2	4	200		

FG % 1st Half: 0-0 0.0% 2nd half: 17-60 28.3% Game: 17-60 28.3%  
 3FG % 1st Half: 0-0 0.0% 2nd half: 4-22 18.2% Game: 4-22 18.2%  
 FT % 1st Half: 0-0 0.0% 2nd half: 13-24 54.2% Game: 13-24 54.2%

Deadball Rebounds 4

Officials: Boudreaux, Greene, Rucker  
 Technical fouls: Utah-None. Arizona-None.  
 Attendance: 17851  
 Utah wins the West Regional Championship

Score by periods	1st	2nd	Total
Utah	29	47	76
Arizona	20	31	51

Points	In	Off	2nd	Fast	Bench
	Paint	T/O	Chance	Break	
UTAH	0	0	0	0	0
ARIZ	0	0	0	0	0

Last FG - UTAH , ARIZ .  
 Largest lead - UTAH None, ARIZ None.

Score tied - 0 times.  
 Lead changed - 0 times.

## Official Basketball Box Score -- Game Totals -- Final Statistics Oklahoma vs Arizona 3/12/99 2:22 p.m. CT at The Bradley Center--Milwaukee, Wis.

Oklahoma 61 • 21-10

#	Player	Total			3-Ptr			Rebounds			PF	TP	A	TO	Blk	Stl	Min
		FG	F	FTA	FG	F	FTA	Off	Def	Tot							
10	Johnson, Michael	f	1-8	0-3	0-0	1	2	3	4	2	8	3	0	0	38		
14	Heskett, Tim	f	1-6	1-5	0-0	0	0	0	3	3	2	0	0	0	16		
21	Najera, Eduardo	f	7-15	3-6	0-1	7	6	13	4	17	1	3	2	3	38		
24	Humphrey, Ryan	g	6-7	4-0	3-6	2	2	4	4	15	0	3	2	1	27		
30	Martin, Eric	g	5-14	4-8	0-2	0	6	6	3	14	2	3	0	0	37		
32	Avila, Victor	g	0-1	0-0	0-0	2	1	3	0	0	0	1	0	0	7		
33	Stone, Renzi	g	0-0	0-0	0-0	1	0	1	0	0	0	1	1	0	11		
44	Spaulding, Alex	g	4-8	2-3	0-0	1	3	4	3	10	3	2	0	1	26		
Team						2	2	4									
Totals			24-59	10-25	3-9	16	22	38	22	61	16	16	5	5	200		

FG % 1st Half: 0-0 0.0% 2nd half: 24-59 40.7% Game: 24-59 40.7%  
 3FG % 1st Half: 0-0 0.0% 2nd half: 10-25 40.0% Game: 10-25 40.0%  
 FT % 1st Half: 0-0 0.0% 2nd half: 3-9 33.3% Game: 3-9 33.3%

Deadball Rebounds 2,3

Arizona 60 • 22-7

#	Player	Total			3-Ptr			Rebounds			PF	TP	A	TO	Blk	Stl	Min
		FG	F	FTA	FG	F	FTA	Off	Def	Tot							
21	Wright, Michael	f	6-13	0-0	4-5	7	5	12	3	16	1	2	2	1	34		
44	Jefferson, Richard	f	1-5	0-0	0-0	1	0	1	1	2	1	0	0	0	27		
42	Bramlett, A.J.	c	4-11	0-0	5-10	7	5	12	3	13	0	2	0	0	29		
31	Terry, Jason	g	4-17	2-5	5-7	0	1	1	0	15	3	2	0	4	40		
5	Douglas, Ruben	g	2-7	1-3	3-4	0	2	2	3	8	3	2	0	4	29		
11	Wilson, Traves	g	0-0	0-0	0-0	0	4	4	1	0	0	0	0	0	11		
22	Anderson, Rick	g	0-1	0-1	0-0	0	0	0	0	0	0	0	0	0	3		
30	Wessel, Justin	g	1-1	0-0	0-0	0	3	3	2	2	0	0	0	1	12		
33	Edgersen, Eugene	g	1-2	0-0	2-2	1	3	4	2	4	0	2	0	0	15		
Team						0	0	0									
Totals			19-57	3-9	1												





# NCAA TOURNAMENT

## Official Basketball Box Score -- Game Totals -- Final Statistics Wisconsin vs Arizona 03/18/00 3:55 p.m. MST at Huntsman Center, Salt Lake City, Utah

### Wisconsin 66 • 20-13

#	Player	Total			3-Ptr			Rebounds			PF	TP	A	TO	Blk	Stl	Min
		FG-FGA	FG-FGA	FT-FTA	FG-FGA	FG-FGA	FT-FTA	Off	Def	Tot							
02	Davis, Travon	6-8	1-1	2-2	1	1	2	2	15	4	2	3	2	33			
05	Linton, Maurice	5-9	0-0	0-0	2	10	12	1	10	0	1	1	0	37			
10	Bryant, Jon	4-8	3-7	1-2	0	1	1	5	12	0	0	0	0	31			
13	Duany, Duany	2-5	0-1	4-5	0	0	0	4	8	4	0	1	5	26			
15	Kowske, Andy	0-4	0-2	2-2	1	2	3	3	2	1	1	0	2	11			
20	Penney, Kirk	1-5	0-3	0-0	0	0	0	2	2	0	2	0	1	16			
22	Kelley, Mike	3-4	1-1	7-8	0	3	3	2	14	0	3	1	0	20			
32	Boone, Ray	1-1	0-0	1-1	1	2	3	1	3	0	2	0	0	16			
40	Wills, Charlie	0-0	0-0	0-0	0	0	0	0	0	0	0	0	0	2			
50	Vershaw, Mark	0-1	0-0	0-0	0	1	1	2	0	1	1	0	0	8			
Team																	
Totals		22-45	5-15	17-20	6	20	26	22	66	10	13	6	10	200			

FG % 1st Half: 0-0 0.0% 2nd half: 22-45 48.9% Game: 22-45 48.9% Deadball Rebounds: 0  
 3FG % 1st Half: 0-0 0.0% 2nd half: 5-15 33.3% Game: 5-15 33.3%  
 FT % 1st Half: 0-0 0.0% 2nd half: 17-20 85.0% Game: 17-20 85.0%

### Arizona 59 • 27-7

#	Player	Total			3-Ptr			Rebounds			PF	TP	A	TO	Blk	Stl	Min
		FG-FGA	FG-FGA	FT-FTA	FG-FGA	FG-FGA	FT-FTA	Off	Def	Tot							
04	Walton, Luke	0-3	0-1	1-2	2	3	5	2	1	2	5	0	0	24			
30	Wessel, Justin	3-5	0-0	0-3	3	3	6	3	6	1	5	0	0	30			
21	Wright, Michael	1-4	0-0	0-0	3	6	9	1	2	1	0	0	1	37			
00	Arenas, Gilbert	7-18	1-5	6-7	2	3	5	4	21	5	1	1	1	37			
22	Gardner, Jason	3-11	1-7	3-6	1	3	4	1	10	2	2	0	3	32			
35	Anderson, Rick	4-5	2-3	2-2	1	2	3	4	12	0	1	3	2	24			
44	Jefferson, Richard	2-5	1-3	2-2	1	0	1	4	7	1	3	0	1	16			
Team																	
Totals		20-51	5-19	14-22	17	20	37	19	59	12	17	4	8	200			

FG % 1st Half: 0-0 0.0% 2nd half: 20-51 39.2% Game: 20-51 39.2% Deadball Rebounds: 2  
 3FG % 1st Half: 0-0 0.0% 2nd half: 5-19 26.3% Game: 5-19 26.3%  
 FT % 1st Half: 0-0 0.0% 2nd half: 14-22 63.6% Game: 14-22 63.6%

Officials: John Clougherty, Dick Papparo, Ed Corbett  
 Technical fouls: Wisconsin-None. Arizona-None.  
 Attendance: 13857  
 2000 NCAA Division I Men's Basketball Tournament  
 West Regional Salt Lake City, Utah  
 Second Round  
 Game 2 - #8 Wisconsin vs. #1 Arizona

Score by periods	1st	2nd	Total
Wisconsin	28	38	66
Arizona	23	36	59

Points	In	Off	2nd	Fast	Bench
WIS	Paint	T/O	Chance	Break	
WIS	0	0	0	0	0
ARIZ	0	0	0	0	0

Last FG - WIS, ARIZ.  
Largest lead - WIS None, ARIZ None.

Score tied - 0 times.  
Lead changed - 0 times.

## Official Basketball Box Score -- Game Totals -- Final Statistics Butler vs Arizona 3/18/01 1:20 p.m. CT at Kemper Arena, Kansas City, Mo.

### Butler 52 • 24-8

#	Player	Total			3-Ptr			Rebounds			PF	TP	A	TO	Blk	Stl	Min
		FG-FGA	FG-FGA	FT-FTA	FG-FGA	FG-FGA	FT-FTA	Off	Def	Tot							
25	Jordan, LaVall	7-15	3-9	0-0	2	4	6	3	17	2	2	0	0	39			
42	Hainje, Rylan	3-6	1-4	0-0	0	5	5	1	7	1	3	2	1	35			
33	Cornette, Joel	6-10	0-0	0-1	2	0	2	4	12	1	3	0	0	29			
4	Miller, Brandon	2-11	0-6	0-0	0	1	1	3	4	3	1	0	3	35			
5	Jackson, Thomas	1-6	1-5	2-2	0	1	1	2	5	2	4	0	0	36			
10	Archev, Darnell	1-3	1-2	2-2	0	0	0	1	5	1	0	0	0	11			
40	Robish, Scott	1-3	0-0	0-0	0	0	0	4	2	0	3	0	0	15			
Team																	
Totals		21-54	6-26	4-5	7	13	20	18	52	10	16	2	4	200			

FG % 1st Half: 0-0 0.0% 2nd half: 21-54 38.9% Game: 21-54 38.9% Deadball Rebounds: 0  
 3FG % 1st Half: 0-0 0.0% 2nd half: 6-26 23.1% Game: 6-26 23.1%  
 FT % 1st Half: 0-0 0.0% 2nd half: 4-5 80.0% Game: 4-5 80.0%

### Arizona 73 • 25-7

#	Player	Total			3-Ptr			Rebounds			PF	TP	A	TO	Blk	Stl	Min
		FG-FGA	FG-FGA	FT-FTA	FG-FGA	FG-FGA	FT-FTA	Off	Def	Tot							
2	Wright, Michael	5-6	0-0	4-4	2	3	5	0	14	0	2	0	0	27			
44	Jefferson, Richard	3-5	1-2	1-2	0	3	3	3	8	2	5	1	2	30			
3	Woods, Loren	5-9	0-0	2-2	1	1	2	1	12	4	1	1	0	36			
0	Arenas, Gilbert	5-11	1-2	4-4	1	7	8	1	15	2	6	1	0	32			
22	Gardner, Jason	4-10	2-7	2-2	1	3	4	2	12	3	1	0	3	38			
30	Wessel, Justin	0-0	0-0	0-0	0	0	0	1	0	0	0	0	0	4			
33	Edgerson, Eugene	0-1	0-0	4-4	4	2	6	1	4	0	0	1	1	10			
4	Walton, Luke	4-9	0-1	0-0	3	7	10	0	8	2	3	2	0	23			
Team																	
Totals		26-51	4-12	17-18	12	27	39	9	73	13	18	6	6	200			

FG % 1st Half: 0-0 0.0% 2nd half: 26-51 51.0% Game: 26-51 51.0% Deadball Rebounds: 1  
 3FG % 1st Half: 0-0 0.0% 2nd half: 4-12 33.3% Game: 4-12 33.3%  
 FT % 1st Half: 0-0 0.0% 2nd half: 17-18 94.4% Game: 17-18 94.4%

Officials: Tim Higgins, Kerry Sitton, Larry Rose  
 Technical fouls: Butler-None. Arizona-None.  
 Attendance: 14450  
 2001 NCAA Midwest Region, Second Round

Score by periods	1st	2nd	Total
Butler	26	26	52
Arizona	30	43	73

Points	In	Off	2nd	Fast	Bench
BUTLER	Paint	T/O	Chance	Break	
BUTLER	0	0	0	0	0
ARIZ	0	0	0	0	0

Last FG - BUTLER, ARIZ.  
Largest lead - BUTLER None, ARIZ None.

Score tied - 0 times.  
Lead changed - 0 times.

## Official Basketball Box Score -- Game Totals -- Final Statistics Eastern Illinois vs Arizona 3/16/01 2 p.m. CST at Kenper Arena, Kansas City, Mo.

### Eastern Illinois 76 • 21-10

#	Player	Total			3-Ptr			Rebounds			PF	TP	A	TO	Blk	Stl	Min
		FG-FGA	FG-FGA	FT-FTA	FG-FGA	FG-FGA	FT-FTA	Off	Def	Tot							
42	Bergmann, Todd	2-4	0-0	0-0	0	0	0	0	4	1	2	1	0	18			
44	Domercant, Henry	5-17	2-3	8-10	4	2	6	3	20	1	2	0	4	30			
4	Thompson, Jan	2-6	0-0	0-1	5	3	8	4	2	1	1	1	1	31			
11	Hill, Kyle	11-18	7-11	3-3	0	4	4	1	32	4	5	1	0	36			
12	Britton, Matt	3-14	1-5	0-1	1	5	6	1	7	2	3	0	2	27			
10	Herrera, Chris	0-2	0-1	0-0	0	0	0	0	1	0	2	0	0	10			
22	Sandholm, Eric	0-2	0-1	0-0	0	0	0	0	0	0	0	0	0	1			
24	Schroeder, Nate	0-0	0-0	0-0	1	0	1	0	0	0	0	0	0	2			
3	Henry, Rod	1-2	1-1	0-0	1	0	1	1	3	1	1	0	2	12			
40	Thorsen, John	0-1	0-0	0-0	1	0	1	0	0	0	0	0	0	2			
45	Kelly, Ryan	2-4	0-0	0-0	1	0	1	2	4	1	0	1	0	11			
5	Lewis, Craig	0-0	0-0	0-0	0	0	0	0	0	0	3	0	0	1			
55	MacKinnon, Jesse	1-3	0-1	0-0	1	3	4	5	2	0	0	1	2	18			
Team																	
Totals		27-73	11-23	11-15	15	18	33	18	76	14	17	5	12	200			

FG % 1st Half: 0-0 0.0% 2nd half: 27-73 37.0% Game: 27-73 37.0% Deadball Rebounds: 2  
 3FG % 1st Half: 0-0 0.0% 2nd half: 11-23 47.8% Game: 11-23 47.8%  
 FT % 1st Half: 0-0 0.0% 2nd half: 11-15 73.3% Game: 11-15 73.3%

### Arizona 101 • 24-7

#	Player	Total			3-Ptr			Rebounds			PF	TP	A	TO	Blk	Stl	Min
		FG-FGA	FG-FGA	FT-FTA	FG-FGA	FG-FGA	FT-FTA	Off	Def	Tot							
3	Woods, Loren	8-15	0-0	1-1	1	8	9	0	17	3	2	6	2	30			
0	Arenas, Gilbert	9-13	1-3	2-2	0	4	4	2	21	4	1	1	3	28			
2	Wright, Michael	6-10	0-0	5-7	3	5	8	0	17	0	2	0	0	24			
22	Gardner, Jason	2-6	0-4	3-3	0	2	2	1	7	3	3	0	0	23			
44	Jefferson, Richard	5-7	0-1	2-3	0	2	2	2	12	3	0	0	1	28			
11	Ranne, Jason	0-0	0-0	0-0	0	0	0	0	0	0	0	0	0	2			
14	Schwertley, Michael	0-0	0-0	0-0	0	0	0	0	0	0	0	0	0	2			
15	Ash, John	0-0	0-0	0-0	0	2	2	1	0	1	2	0	0	3			
30	Frazier, Lamont	4-4	0-0	1-2	1	1	2	5	9	1	0	0	0	10			
30	Wessel, Justin	0-3	0-0	0-0	1	0	1	0	1	0	1	1	0	11			
33	Edgerson, Eugene	5-7	0-0	3-5	5	2	7	1	13	0	2	0	1	14			
4	Walton, Luke	1-2	0-0	0-0	1	3	4	0	2	4	4	1	1	15			
5	Hanour, Travis	1-2	1-2	0-0	0	2	2	0	3	0	0	0	1	10			
Team																	
Totals		41-69	2-10	17-23	12	33	45	13	101	19	17	9	11	200			

FG % 1st Half: 0-0 0.0% 2nd half: 41-69 59.4% Game: 41-69 59.4% Deadball Rebounds: 4  
 3FG % 1st Half: 0-0 0.0% 2nd half: 2-10 20.0% Game: 2-10 20.0%  
 FT % 1st Half: 0-0 0.0% 2nd half: 17-23 73.9% Game: 17-23 73.9%

Officials: Tony Greene, Gene Monje, Larry Rose  
 Technical fouls:



# NCAA TOURNAMENT

**Official Basketball Box Score -- Game Totals -- Final Statistics**  
**Arizona vs Illinois**  
**3/25/01 4 p.m. CST at Alamodome, San Antonio, Texas**

**Arizona 87 • 25-7**

##	Player	Total	3-Ptr			Rebounds			PF	TP	A	TO	Bk	Stl	Min
			FG-FGA	FG-FGA	FT-FTA	Off	Def	Tot							
2	Wright, Michael	f	0-0	0-0	4-4	2	0	2	3	4	1	2	0	0	20
44	Jefferson, Richard	f	2-6	0-3	6-7	3	3	6	4	10	1	6	1	1	23
3	Woods, Loren	c	3-3	0-0	12-13	1	4	5	2	18	0	4	7	1	29
0	Arenas, Gilbert	g	7-13	2-4	5-6	0	4	4	3	21	0	5	0	4	37
22	Gardner, Jason	g	4-9	3-6	7-11	2	3	5	2	18	5	1	0	2	37
23	Frazier, Lamont	g	0-1	0-0	0-0	0	0	0	1	0	0	0	0	0	4
30	Wessel, Justin	g	1-3	0-0	0-2	1	1	2	2	1	1	0	1	0	13
33	Edgerson, Eugene	g	1-1	0-0	3-4	1	3	4	3	5	0	1	0	0	18
4	Walton, Luke	g	1-4	1-1	6-9	1	2	3	3	9	3	1	0	0	19
	Team					0	4	4							
	<b>Totals</b>		<b>19-40</b>	<b>6-14</b>	<b>43-56</b>	<b>11</b>	<b>24</b>	<b>35</b>	<b>23</b>	<b>87</b>	<b>11</b>	<b>19</b>	<b>9</b>	<b>9</b>	<b>200</b>
	FG % 1st Half: 0-0	0.0%	2nd half: 19-40	47.5%	Game: 19-40	47.5%									Deadball
	3FG % 1st Half: 0-0	0.0%	2nd half: 6-14	42.9%	Game: 6-14	42.9%									Rebounds
	FT % 1st Half: 0-0	0.0%	2nd half: 43-56	76.8%	Game: 43-56	76.8%									5

**Illinois 81 • 27-8**

##	Player	Total	3-Ptr			Rebounds			PF	TP	A	TO	Bk	Stl	Min
			FG-FGA	FG-FGA	FT-FTA	Off	Def	Tot							
34	Cook, Brian	f	2-4	0-1	0-0	1	1	2	5	4	1	2	0	0	10
40	McClain, Sergio	f	1-5	0-0	0-0	3	3	6	5	2	6	4	0	1	29
52	Griffin, Marcus	c	0-6	0-0	1-3	2	2	4	5	1	0	4	0	2	23
13	Bradford, Cory	g	8-14	6-11	0-0	1	0	1	1	22	1	1	0	2	34
30	Williams, Frank	g	3-15	1-6	2-2	0	1	1	2	9	5	5	0	1	31
00	Melton, Brett	g	0-1	0-1	0-0	0	0	0	0	0	0	0	0	0	1
21	Archibald, Robert	g	6-7	0-0	13-15	4	3	7	5	25	0	0	0	0	24
22	Johnson, Lucas	g	2-2	2-2	0-0	2	2	2	5	8	2	0	0	1	18
2	Harrington, Sean	g	1-5	1-4	0-0	0	0	0	1	3	0	0	0	1	15
33	Krupalija, Damir	g	2-4	1-2	2-3	2	3	5	7	7	0	1	1	1	13
5	Mast, Nate	g	0-0	0-0	0-0	0	0	0	2	0	0	0	0	0	2
	Team					5	3	8							
	<b>Totals</b>		<b>25-63</b>	<b>11-27</b>	<b>20-25</b>	<b>18</b>	<b>18</b>	<b>36</b>	<b>36</b>	<b>81</b>	<b>15</b>	<b>17</b>	<b>1</b>	<b>9</b>	<b>200</b>
	FG % 1st Half: 0-0	0.0%	2nd half: 25-63	39.7%	Game: 25-63	39.7%									Deadball
	3FG % 1st Half: 0-0	0.0%	2nd half: 11-27	40.7%	Game: 11-27	40.7%									Rebounds
	FT % 1st Half: 0-0	0.0%	2nd half: 20-25	80.0%	Game: 20-25	80.0%									1

Officials: Tim Higgins, Mike Kitts, Reggie Greenwood  
 Technical fouls: Arizona-None. Illinois-None.  
 Attendance: 30212  
 2001 NCAA Midwest Regional Final

Score by periods	1st	2nd	Total
Arizona	34	53	87
Illinois	30	51	81

Points	In	Off	2nd	Fast	Bench
	Paint	T/O	Chance	Break	
ARIZ	0	0	0	0	0
ILL	0	0	0	0	0

Last FG - ARIZ, ILL.  
 Largest lead - ARIZ None, ILL None.

Score tied - 0 times.  
 Lead changed - 0 times.

**Official Basketball Box Score -- Game Totals -- Final Statistics**  
**Arizona vs Michigan State**  
**3/31/01 4:42 p.m. CT at Metrodome, Minneapolis, Minn.**

**Arizona 80 • 28-7**

##	Player	Total	3-Ptr			Rebounds			PF	TP	A	TO	Bk	Stl	Min
			FG-FGA	FG-FGA	FT-FTA	Off	Def	Tot							
2	Wright, Michael	f	6-10	0-0	1-1	1	2	3	2	13	0	1	1	0	23
44	Jefferson, Richard	f	6-13	3-5	2-4	3	5	8	1	17	2	2	2	2	34
3	Woods, Loren	c	5-13	0-0	1-1	0	8	8	2	11	2	1	3	0	37
0	Arenas, Gilbert	g	4-7	1-2	3-4	0	1	2	2	12	7	1	0	6	27
22	Gardner, Jason	g	6-11	3-7	6-6	1	1	1	1	21	1	1	1	3	38
23	Frazier, Lamont	g	0-1	0-0	0-0	0	0	0	1	0	0	0	0	0	4
30	Wessel, Justin	g	0-0	0-0	0-0	0	0	0	1	0	0	0	0	1	3
33	Edgerson, Eugene	g	3-4	0-0	0-0	3	3	6	1	6	1	0	0	0	17
4	Walton, Luke	g	0-1	0-0	0-0	0	1	1	0	0	2	2	0	0	16
5	Hanour, Travis	g	0-0	0-0	0-0	0	0	0	0	0	0	0	0	0	1
	Team					0	4	4							
	<b>Totals</b>		<b>30-60</b>	<b>7-14</b>	<b>13-16</b>	<b>8</b>	<b>25</b>	<b>33</b>	<b>11</b>	<b>80</b>	<b>15</b>	<b>8</b>	<b>7</b>	<b>12</b>	<b>200</b>
	FG % 1st Half: 0-0	0.0%	2nd half: 30-60	50.0%	Game: 30-60	50.0%									Deadball
	3FG % 1st Half: 0-0	0.0%	2nd half: 7-14	50.0%	Game: 7-14	50.0%									Rebounds
	FT % 1st Half: 0-0	0.0%	2nd half: 13-16	81.3%	Game: 13-16	81.3%									1

**Michigan State 61 • 28-5**

##	Player	Total	3-Ptr			Rebounds			PF	TP	A	TO	Bk	Stl	Min
			FG-FGA	FG-FGA	FT-FTA	Off	Def	Tot							
11	Thomas, David	f	4-6	0-0	0-0	4	1	5	1	8	2	3	0	1	20
25	Anagnony, Aloysius	f	0-1	0-0	0-0	1	1	2	4	0	0	0	0	0	8
34	Hutson, Andre	f	9-14	0-0	2-2	2	3	5	2	20	0	2	2	0	37
14	Bell, Charlie	g	1-10	0-6	1-1	1	9	10	1	3	3	5	0	0	36
23	Richardson, Jason	g	2-11	1-4	1-2	1	6	7	2	6	2	2	0	0	28
1	Taylor, Marcus	g	3-9	1-4	1-2	0	1	1	3	8	2	2	0	1	20
10	Smith, Brandon	g	0-0	0-0	0-0	0	0	0	1	0	0	0	0	0	3
15	Ishbia, Mat	g	0-1	0-0	0-0	0	0	0	0	0	0	0	0	0	1
20	Chappell, Mike	g	0-0	0-0	2-2	0	0	0	1	2	2	0	0	0	12
3	Wolfe, Adam	g	0-0	0-0	0-0	0	0	0	0	0	0	0	0	0	1
44	Andreas, Jason	g	0-0	0-0	0-0	0	0	0	0	0	0	0	0	0	1
50	Randolph, Zach	g	5-8	0-0	2-4	4	1	5	3	12	0	1	0	1	24
55	Balling, Adam	g	1-1	0-0	0-1	1	1	2	0	2	0	0	1	0	9
	Team					2	1	3							
	<b>Totals</b>		<b>25-61</b>	<b>2-14</b>	<b>9-14</b>	<b>16</b>	<b>24</b>	<b>40</b>	<b>18</b>	<b>61</b>	<b>11</b>	<b>15</b>	<b>3</b>	<b>2</b>	<b>200</b>
	FG % 1st Half: 0-0	0.0%	2nd half: 25-61	41.0%	Game: 25-61	41.0%									Deadball
	3FG % 1st Half: 0-0	0.0%	2nd half: 2-14	14.3%	Game: 2-14	14.3%									Rebounds
	FT % 1st Half: 0-0	0.0%	2nd half: 9-14	64.3%	Game: 9-14	64.3%									0

Officials: Tim Higgins, Tony Greene, Bob Donato  
 Technical fouls: Arizona-Jefferson, Richard. Michigan State-None.  
 Attendance: 45406  
 2001 NCAA Final Four

Score by periods	1st	2nd	Total
Arizona	32	48	80
Michigan State	30	31	61

Points	In	Off	2nd	Fast	Bench
	Paint	T/O	Chance	Break	
ARIZ	0	0	0	0	0
MICHST	0	0	0	0	0

Last FG - ARIZ, MICHST.  
 Largest lead - ARIZ None, MICHST None.

Score tied - 0 times.  
 Lead changed - 0 times.

**Official Basketball Box Score -- Game Totals -- Final Statistics**  
**Arizona vs Duke**  
**4/2/01 8:18 p.m. CT at Metrodome, Minneapolis, Minn.**

**Arizona 72 • 28-8**

##	Player	Total	3-Ptr			Rebounds			PF	TP	A	TO	Bk	Stl	Min
			FG-FGA	FG-FGA	FT-FTA	Off	Def	Tot							
2	Wright, Michael	f	5-9	0-0	0-1	4	7	11	4	10	0	1	2	1	28
44	Jefferson, Richard	f	7-13	4-8	1-3	2	6	8	2	19	3	5	1	1	35
3	Woods, Loren	c	8-15	0-1	6-8	4	7	11	4	22	1	1	4	1	37
0	Arenas, Gilbert	g	4-17	0-4	2-3	2	2	4	1	10	4	1	0	1	34
22	Gardner, Jason	g	2-11	0-8	3-4	1	2	3	2	7	2	0	0	1	40
30	Wessel, Justin	g	0-0	0-0	0-0	0	0	0	0	0	0	0	0	0	2
33	Edgerson, Eugene	g	0-0	0-0	0-0	0	1	1	4	0	0	0	0	0	8
4	Walton, Luke	g	2-6	0-1	0-0	2	1	3	3	4	4	1	0	0	16
	Team					2	2	4							
	<b>Totals</b>		<b>28-71</b>	<b>4-22</b>	<b>12-19</b>	<b>17</b>	<b>28</b>	<b>45</b>	<b>20</b>	<b>72</b>	<b>14</b>	<b>9</b>	<b>7</b>	<b>5</b>	<b>200</b>
	FG % 1st Half: 0-0	0.0%	2nd half: 28-71	39.4%	Game: 28-71	39.4%									Deadball
	3FG % 1st Half: 0-0	0.0%	2nd half: 4-22	18.2%	Game: 4-22	18.2%									Rebounds
	FT % 1st Half: 0-0	0.0%	2nd half: 12-19	63.2%	Game: 12-19	63.2%									1

**Duke 82 • 35-4**

##	Player	Total	3-Ptr			Rebounds			PF	TP	A	TO	Bk	Stl	Min
			FG-FGA	FG-FGA	FT-FTA	Off	Def	Tot							
31	Battier, Shane	f	7-14	1-5	3-6	4	7	11	1	18	6	0	2	0	40
34	Dunleavy, Mike	f	8-17	5-9	0-1	2	1	3	3	21	0	0	0	0	32
20	Sanders, Casey	c	0-1	0-0	0-0	0	2	2	1	0	1	0	0	1	10
21	Duhon, Chris	g	3-5	1-1	2-3	1	3	4	2	9	6	1	0		



# NCAA TOURNAMENT

## Official Basketball Box Score -- Game Totals -- Final Statistics Wyoming vs Arizona 3/16/02 3:46 PM MST at The Pit/Bob King Court (Albuquerque, NM)

### Wyoming 60 • 22-9

#	Player	Total			3-Ptr			Rebounds			PF	TP	A	TO	Blk	Stl	Min
		FG	FGA	FT	FTA	Off	Def	Tot	FG	FGA							
22	DAVIS, Josh	f	8-12	0-0	1-1	5	6	11	5	17	1	2	1	0	35		
44	BAILEY, Marcus	f	7-14	2-3	1-3	1	0	1	3	17	4	3	0	1	29		
05	NSONWU-AMADI, Uche	c	5-11	0-0	0-0	5	5	10	2	10	0	1	3	1	37		
01	RICHARDSON, Donta	g	4-4	0-3	0-0	0	1	1	5	0	3	2	0	0	14		
03	STRAIGHT, Jason	g	4-13	2-5	2-2	0	2	2	1	12	0	1	1	0	38		
00	MINGO, Ronell	g	1-3	0-0	0-0	1	4	5	1	2	0	2	2	0	12		
04	UDEZUE, Ugo	g	0-0	0-0	0-0	0	0	0	0	0	1	0	0	0	2		
20	ROTTINGHAUS, David	g	0-0	0-0	0-0	0	0	0	2	0	0	0	0	0	4		
24	CORNER, Paris	g	1-6	0-4	0-0	0	3	3	2	2	4	0	0	2	27		
25	RIES, Joe	g	0-0	0-0	0-1	0	1	1	0	0	0	0	0	0	2		
Team						1	2	3									
Totals			26-63	4-15	4-7	13	24	37	21	60	13	11	7	4	200		

FG % 1st Half: 12-32 37.5% 2nd half: 14-31 45.2% Game: 26-63 41.3%  
3FG % 1st Half: 3-10 30.0% 2nd half: 1-5 20.0% Game: 4-15 26.7%  
FT % 1st Half: 2-3 66.7% 2nd half: 2-4 50.0% Game: 4-7 57.1%

### Arizona 68 • 24-9

#	Player	Total			3-Ptr			Rebounds			PF	TP	A	TO	Blk	Stl	Min
		FG	FGA	FT	FTA	Off	Def	Tot	FG	FGA							
04	WALTON, Luke	f	8-20	1-3	4-4	2	7	9	2	21	2	3	0	1	34		
33	Rick Anderson	f	1-4	1-1	2-2	3	3	6	3	5	0	0	1	0	33		
45	Channing Frye	c	6-10	0-0	6-8	4	7	11	1	18	0	1	5	0	34		
20	Salim Stoudamire	g	2-2	1-1	2-3	0	2	2	3	7	1	1	0	2	26		
22	Jason Gardner	g	4-13	1-7	5-9	1	4	5	0	14	8	2	0	0	40		
03	BYNUM, Will	g	1-4	0-1	0-0	0	0	0	2	0	0	0	0	0	14		
34	DENNIS Latimore	g	0-0	0-0	0-0	0	2	2	1	0	0	1	0	0	13		
52	Isaiah Fox	g	0-1	0-0	1-2	0	0	0	3	1	0	0	1	0	6		
Team						2	1	3									
Totals			22-54	4-13	20-28	12	26	38	13	68	11	8	7	4	200		

FG % 1st Half: 12-30 40.0% 2nd half: 10-24 41.7% Game: 22-54 40.7%  
3FG % 1st Half: 4-6 66.7% 2nd half: 0-7 0.0% Game: 4-13 30.8%  
FT % 1st Half: 6-11 54.5% 2nd half: 14-17 82.4% Game: 20-28 71.4%

Officials: Art McDonald, Curtis Shaw, Doug Shaws  
Technical fouls: Wyoming-None. Arizona-None.  
Attendance: 15867

Score by periods	1st	2nd	Total
Wyoming	29	31	60
Arizona	34	34	68

Last FG - UW 2nd-01:33, ARIZ 2nd-02:39.  
Largest lead - UW by 4 1st-10:38, ARIZ by 10 1st-06:15.

Score tied - 2 times.  
Lead changed - 2 times.

## Official Basketball Box Score -- Game Totals -- Final Statistics Arizona Wildcats vs Oklahoma 3/21/02 4:55 p.m. PT at Compaq Center (San Jose, Calif.)

### Arizona Wildcats 67 • (24-10)

#	Player	Total			3-Ptr			Rebounds			PF	TP	A	TO	Blk	Stl	Min
		FG	FGA	FT	FTA	Off	Def	Tot	FG	FGA							
04	WALTON, Luke	f	3-9	0-2	3-4	2	6	8	1	9	8	5	0	0	39		
33	Rick Anderson	f	2-4	1-2	2-4	2	2	4	5	7	1	3	1	0	25		
45	Channing Frye	c	4-4	0-0	1-3	1	4	5	4	9	0	1	2	0	22		
20	Salim Stoudamire	g	2-8	2-6	2-2	1	2	3	2	8	0	1	0	1	31		
22	Jason Gardner	g	4-15	1-6	5-5	1	2	3	3	14	2	1	0	1	38		
03	BYNUM, Will	g	3-8	1-5	3-3	1	2	3	3	10	0	1	0	0	20		
10	Anas Fellah	g	0-0	0-0	0-0	0	0	0	0	0	0	0	0	0	1		
11	Jason Ranne	g	0-0	0-0	0-0	0	0	0	0	0	0	0	0	0	1		
13	Andrew Zahn	g	1-3	0-1	0-0	1	0	1	0	2	0	0	0	0	1		
21	Mike Schwertley	g	0-0	0-0	0-0	0	0	0	0	0	0	0	0	0	1		
34	Dennis Latimore	g	0-0	0-0	0-0	0	1	1	0	0	0	0	0	0	3		
52	Isaiah Fox	g	4-6	0-0	0-1	0	2	2	0	8	0	0	1	0	18		
Team						3	4	7									
Totals			23-57	5-22	16-22	12	25	37	18	67	11	12	4	2	200		

FG % 1st Half: 13-23 56.5% 2nd half: 10-34 29.4% Game: 23-57 40.4%  
3FG % 1st Half: 3-8 37.5% 2nd half: 2-14 14.3% Game: 5-22 22.7%  
FT % 1st Half: 8-11 72.7% 2nd half: 8-11 72.7% Game: 16-22 72.7%

### Oklahoma 88 • (30-4)

#	Player	Total			3-Ptr			Rebounds			PF	TP	A	TO	Blk	Stl	Min
		FG	FGA	FT	FTA	Off	Def	Tot	FG	FGA							
02	ERE, Ebi	f	5-14	2-7	2-2	2	6	8	1	14	1	0	1	1	35		
03	CANO, Michael	f	0-0	0-0	0-0	0	0	0	0	0	0	0	0	0	1		
04	WHITE, Quannas	f	0-4	0-2	1-2	1	1	2	3	1	6	3	0	1	25		
05	DETRICK, Jason	g	3-9	0-3	2-2	3	3	6	4	8	4	1	0	2	22		
10	PRICE, Hollis	g	9-16	6-11	2-2	0	4	4	4	26	3	1	0	1	28		
12	JOHNSTON, Blake	g	0-0	0-0	0-0	0	0	0	0	0	2	0	0	1	8		
13	McGHEE, Aaron	g	6-12	1-1	8-8	3	5	8	3	21	1	0	0	1	30		
20	AINOOSON, Richard	g	0-0	0-0	0-0	0	0	0	0	0	0	0	0	0	1		
21	BROWN, Jabahri	g	1-2	0-0	0-0	1	0	1	4	2	0	0	0	1	18		
24	SELVY, Daryan	g	7-12	1-1	0-0	2	4	6	2	15	1	0	1	0	28		
42	SZENDREI, Jozsef	g	0-0	0-0	1-2	1	0	1	0	1	0	1	0	1	3		
55	LIGGETT, Michael	g	0-1	0-0	0-0	0	0	0	0	0	0	0	0	0	1		
Team						3	3	6									
Totals			31-70	10-25	16-18	16	26	42	21	88	18	5	3	8	200		

FG % 1st Half: 12-33 36.4% 2nd half: 19-37 51.4% Game: 31-70 44.3%  
3FG % 1st Half: 7-18 38.9% 2nd half: 3-7 42.9% Game: 10-25 40.0%  
FT % 1st Half: 2-2 100.0 2nd half: 14-16 87.5% Game: 16-18 88.9%

Officials: Tim Higgins, Larry Rose, Pat Driscoll  
Technical fouls: Arizona Wildcats-Channing Frye. Oklahoma-BROWN, Jabahri.  
Attendance: 18040  
2002 NCAA West Region Semifinal #1

Score by periods	1st	2nd	Total
Arizona Wildcats	37	30	67
Oklahoma	33	55	88

Last FG - ARIZ 2nd-00:25, OKLA 2nd-01:06.  
Largest lead - ARIZ by 9 1st-01:45, OKLA by 23 2nd-00:41.

Score tied - 2 times.  
Lead changed - 6 times.

## Official Basketball Box Score -- Game Totals -- Final Statistics Vermont vs Arizona 3/20/03 1:20 p.m. MT at Salt Lake City, Utah (Huntsman Center)

### Vermont 51 • 21-12

#	Player	Total			3-Ptr			Rebounds			PF	TP	A	TO	Blk	Stl	Min
		FG	FGA	FT	FTA	Off	Def	Tot	FG	FGA							
22	Coppenrath, Taylor	f	7-18	2-5	2-2	0	3	3	2	18	0	2	1	1	32		
42	Anderson, Grant	f	3-6	0-0	0-0	4	4	4	4	6	3	4	1	1	31		
52	Sheftic, Matt	c	3-10	0-0	4-4	0	3	3	4	10	1	3	0	1	29		
24	Hehn, David	g	2-8	0-3	0-0	1	5	6	0	4	4	1	0	2	31		
32	Njila, Germain	g	0-4	0-1	0-0	1	3	4	1	0	0	2	0	1	19		
12	Phelan, Jack	g	0-0	0-0	0-0	0	0	0	1	0	0	0	0	1	7		
15	Anderson, Andre	g	0-0	0-0	0-0	1	0	1	0	0	2	0	0	0	10		
21	Goia, Mike	g	1-7	1-5	0-0	0	2	2	0	3	0	0	0	0	8		
40	Sullivan, Cory	g	1-4	1-2	0-0	1	2	3	0	3	2	2	0	2	16		
43	Jones, Scotty	g	3-7	0-0	1-1	4	2	6	3	7	0	3	1	1	17		
Team						0	2	2									
Totals			20-64	4-16	7-7	8	26	34	15	51	12	17	3	10	200		

FG % 1st Half: 9-32 28.1% 2nd half: 11-32 34.4% Game: 20-64 31.3%  
3FG % 1st Half: 2-7 28.6% 2nd half: 2-9 22.2% Game: 4-16 25.0%  
FT % 1st Half: 2-2 100.0 2nd half: 5-5 100.0 Game: 7-7 100.0

### Arizona 80 • 26-3

#	Player	Total			3-Ptr			Rebounds			PF	TP	A	TO	Blk	Stl	Min
		FG	FGA	FT	FTA	Off	Def	Tot	FG	FGA							
04	Walton, Luke	f	5-7	2-4	0-0	1	5	6	1	12	6	2	1	2	28		
33	Anderson, Rick	f	6-9	1-3	0-0	2	7	9	1	13	2	1	2	2	25		
45	Frye, Channing	c	5-11	0-0	2-4	4	8	12	2	12	0	1	4	0	24		
20	Stoudamire, Salim	g	6-10	4-8	2-2	0	2	2	0	18	1	2	0	1	24		
22	Gardner, Jason	g	2-9	0-5	0-0	1	6	7	1	4	6	3	0	0	29		
02	Fox, Isaiah	g	1-4	0-0	0-0	1	1	2	2	2	0	1	0	1	16		
11	Ranne, Jason	g	1-1	0-0	0-0	0	1	1	0	2	0	1	0	0	4		
12	Torres, Fil	g	0-0	0-0	0-0	0	0	0	0	0	0	0	0	0	1		
13	Rodgers, Chris	g	0-2	0-0	4-4	1	0	1	0	4	1	1	0	0	11		
21	Adams, Hassan	g	3-5	0-1	2-2	0	3	3	1	8	1	1	0	2	17		
24	Iguodala, Andre	g	2-8	0-2	1-2	1	3	4	0	5	3	3	0	2	21		
Team						0	0	0									
Totals			31-66	7-23	11-14	11	36	47	8	80	22	16	7	10	200		

FG % 1st Half: 13-33 39.4% 2nd half: 18-33 54.5% Game: 31-66 47.0%  
3FG % 1st Half: 6-17 35.3% 2nd half: 1-6 16.7% Game: 7-23 30.4%  
FT % 1st Half: 7-10 70.0% 2nd half: 4-4 100.0 Game: 11-14 78.6%

Officials: Tom Eades, Carlos Villaneuva-Reyes, David Guthrie  
Technical fouls: Vermont-None. Arizona-None.  
Attendance: 14378  
2003 NCAA DIVISION I MEN'S BASKETBALL CHAMPIONSHIP  
FIRST ROUND - SALT LAKE CITY, UTAH - JON M. HUNTSMAN CENTER  
(1)ARIZONA WILDCATS vs (16)VERMONT CATAMOUNTS



# NCAA TOURNAMENT

**Official Basketball Box Score -- Game Totals -- Final Statistics**  
**Notre Dame vs Arizona**  
**3/27/03 4:27 p.m. PT at Arrowhead Pond - Anaheim, CA**

**Notre Dame 71 • (24-10)**

##	Player	Total			3-Ptr			Rebounds			PF	TP	A	TO	Bk	Stl	Min
		FG-FGA	FG-FGA	FT-FTA	FG-FGA	FG-FGA	FT-FTA	Off	Def	Tot							
21	Miller, Dan	f	4-13	2-6	1-2	1	6	7	3	11	1	5	0	0	0	33	
34	Francis, Torin	f	10-11	1-1	4-6	1	9	10	0	25	0	3	2	0	0	40	
50	Timmermans, Tom	c	0-1	0-0	0-0	2	0	2	3	0	1	1	0	0	0	10	
01	Thomas, Chris	g	6-14	3-5	5-5	2	3	5	2	20	5	7	0	3	40-		
13	Carroll, Matt	g	4-14	3-7	0-1	0	4	4	1	11	2	2	0	1	28		
02	Quinn, Chris	g	1-2	1-1	0-0	0	0	0	1	3	1	0	0	1	11		
11	Cornett, Rick	g	0-0	0-0	0-0	0	0	0	0	0	0	0	0	0	2		
12	Cornette, Jordan	g	0-2	0-2	1-2	1	3	4	5	1	4	1	2	0	24		
20	Jones, Torrian	g	0-2	0-1	0-2	0	0	0	1	0	1	0	0	1	11		
24	Lustig, Dan	g	0-0	0-0	0-0	0	0	0	0	0	0	0	0	0	1		
	Team					2	2	4									
	<b>Totals</b>		<b>25-59</b>	<b>10-23</b>	<b>11-18</b>	<b>9</b>	<b>27</b>	<b>36</b>	<b>16</b>	<b>71</b>	<b>15</b>	<b>19</b>	<b>4</b>	<b>6</b>	<b>200</b>		

FG % 1st Half: 17-35 48.6% 2nd half: 8-24 33.3% Game: 25-59 42.4%  
 3FG % 1st Half: 5-10 50.0% 2nd half: 5-13 38.5% Game: 10-23 43.5%  
 FT % 1st Half: 1-3 33.3% 2nd half: 10-15 66.7% Game: 11-18 61.1%

**Arizona 88 • (28-3)**

##	Player	Total			3-Ptr			Rebounds			PF	TP	A	TO	Bk	Stl	Min
		FG-FGA	FG-FGA	FT-FTA	FG-FGA	FG-FGA	FT-FTA	Off	Def	Tot							
04	Walton, Luke	f	7-14	0-0	2-2	2	5	7	3	16	8	3	1	0	0	32	
33	Anderson, Rick	f	3-9	1-2	2-3	4	8	12	3	9	2	0	0	1	31		
45	Frye, Channing	c	7-17	0-0	0-0	4	8	12	2	14	0	0	3	1	33		
20	Stoudamire, Salim	g	4-6	3-4	0-0	0	1	1	4	11	2	1	0	0	19		
22	Gardner, Jason	g	6-12	3-5	4-4	0	2	2	1	19	6	2	0	3	34		
02	Fox, Isaiah	g	0-2	0-0	0-0	0	1	1	1	0	0	0	0	0	4		
11	Ranne, Jason	g	0-1	0-1	0-0	0	0	0	0	0	0	0	0	0	2		
12	Torres, Fil	g	0-0	0-0	0-0	0	0	0	0	0	0	0	0	0	1		
13	Rodgers, Chris	g	1-1	0-0	0-0	1	0	1	0	2	0	1	0	2	3		
21	Adams, Hassan	g	7-9	0-1	0-0	1	3	4	0	14	1	1	0	3	22		
24	Iguodala, Andre	g	1-5	0-1	1-2	1	2	3	2	3	0	2	1	2	19		
	Team					1	0	1									
	<b>Totals</b>		<b>36-76</b>	<b>7-14</b>	<b>9-11</b>	<b>14</b>	<b>30</b>	<b>44</b>	<b>16</b>	<b>88</b>	<b>19</b>	<b>10</b>	<b>5</b>	<b>12</b>	<b>200</b>		

FG % 1st Half: 23-43 53.5% 2nd half: 13-33 39.4% Game: 36-76 47.4%  
 3FG % 1st Half: 5-8 62.5% 2nd half: 2-6 33.3% Game: 7-14 50.0%  
 FT % 1st Half: 2-3 66.7% 2nd half: 7-8 87.5% Game: 9-11 81.8%

Officials: Larry Rose, Emmanuel Upton, Mark Whitehead  
 Technical fouls: Notre Dame-None, Arizona-None.

Attendance: 17607  
 NCAA Division I West Regional Semifinal #1

Score by periods	1st	2nd	Total
Notre Dame	40	31	71
Arizona	53	35	88

Last FG - ND 2nd-00:16, ARIZ 2nd-01:21.  
 Largest lead - ND by 5 1st-16:44, ARIZ by 26 2nd-04:26.

	In	Off	2nd	Fast	Bench
Points	Paint	T/O	Chance	Break	
ND	26	13	12	5	4
ARIZ	38	21	6	9	19

Score tied - 5 times.  
 Lead changed - 8 times.

**Official Basketball Box Score -- Game Totals -- Final Statistics**  
**Kansas vs Arizona**  
**3/29/03 4:05 p.m. PT at Arrowhead Pond - Anaheim, CA**

**Kansas 78 • (29-7)**

##	Player	Total			3-Ptr			Rebounds			PF	TP	A	TO	Bk	Stl	Min
		FG-FGA	FG-FGA	FT-FTA	FG-FGA	FG-FGA	FT-FTA	Off	Def	Tot							
04	Collison, Nick	f	2-7	0-1	4-6	3	6	9	4	8	2	2	3	1	34		
42	Graves, Jeff	f	6-6	0-0	1-3	7	8	15	3	13	1	1	0	1	32		
05	Langford, Keith	g	5-15	0-3	3-4	3	0	3	2	13	1	4	0	1	39		
10	Hinrich, Kirk	g	10-23	6-17	2-3	1	4	5	3	28	5	4	2	2	39		
11	Miles, Aaron	g	2-7	0-2	2-2	0	4	4	5	6	7	2	0	5	27		
25	Lee, Michael	g	3-7	2-3	0-0	1	0	1	1	8	0	1	0	2	20		
33	Nash, Bryant	g	1-2	0-0	0-0	0	0	0	2	2	0	1	0	1	9		
	Team					0	0	0									
	<b>Totals</b>		<b>29-67</b>	<b>8-26</b>	<b>12-18</b>	<b>15</b>	<b>22</b>	<b>37</b>	<b>20</b>	<b>78</b>	<b>16</b>	<b>15</b>	<b>5</b>	<b>13</b>	<b>200</b>		

FG % 1st Half: 15-35 42.9% 2nd half: 14-32 43.8% Game: 29-67 43.3%  
 3FG % 1st Half: 5-15 33.3% 2nd half: 3-11 27.3% Game: 8-26 30.8%  
 FT % 1st Half: 3-5 60.0% 2nd half: 9-13 69.2% Game: 12-18 66.7%

**Arizona 75 • (28-4)**

##	Player	Total			3-Ptr			Rebounds			PF	TP	A	TO	Bk	Stl	Min
		FG-FGA	FG-FGA	FT-FTA	FG-FGA	FG-FGA	FT-FTA	Off	Def	Tot							
04	Walton, Luke	f	5-14	2-2	6-9	1	9	10	2	18	6	3	0	0	38		
33	Anderson, Rick	f	4-8	3-5	0-0	3	2	5	4	11	0	2	0	0	18		
45	Frye, Channing	c	3-6	0-0	0-0	1	4	5	4	6	2	2	1	0	25		
20	Stoudamire, Salim	g	1-4	1-4	1-2	0	0	0	0	4	1	2	0	0	21		
22	Gardner, Jason	g	6-15	3-10	8-8	0	3	3	0	23	4	5	0	2	40		
02	Fox, Isaiah	g	0-0	0-0	0-0	0	0	0	0	0	0	0	0	0	2		
21	Adams, Hassan	g	3-4	1-1	4-4	2	2	4	4	11	0	1	0	3	26		
24	Iguodala, Andre	g	1-4	0-0	0-0	2	5	7	3	2	3	4	1	3	30		
	Team					2	1	3									
	<b>Totals</b>		<b>23-55</b>	<b>10-22</b>	<b>19-23</b>	<b>11</b>	<b>26</b>	<b>37</b>	<b>17</b>	<b>75</b>	<b>16</b>	<b>19</b>	<b>2</b>	<b>8</b>	<b>200</b>		

FG % 1st Half: 13-29 44.8% 2nd half: 10-26 38.5% Game: 23-55 41.8%  
 3FG % 1st Half: 4-9 44.4% 2nd half: 6-13 46.2% Game: 10-22 45.5%  
 FT % 1st Half: 5-6 83.3% 2nd half: 14-17 82.4% Game: 19-23 82.6%

Officials: Tony Greene, Kerry Sittton, Ted Valentine  
 Technical fouls: Kansas-Miles, Aaron. Arizona-Frye, Channing.  
 Attendance: 17439  
 NCAA Division I West Regional Final

Score by periods	1st	2nd	Total
Kansas	38	40	78
Arizona	35	40	75

	In	Off	2nd	Fast	Bench
Points	Paint	T/O	Chance	Break	
KAN	36	29	19	22	10
ARIZ	16	17	7	2	13

Last FG - KAN 2nd-00:50, ARIZ 2nd-01:59.  
 Largest lead - KAN by 16 1st-09:33, ARIZ by 2 1st-19:41.

Score tied - 9 times.  
 Lead changed - 7 times.

**Official Basketball Box Score -- Game Totals -- Final Statistics**  
**Arizona vs Seton Hall**  
**3/18/04 9:40 p.m. ET at RBC Center, Raleigh, N.C.**

**Arizona 76 • 20-10**

##	Player	Total			3-Ptr			Rebounds			PF	TP	A	TO	Bk	Stl	Min
		FG-FGA	FG-FGA	FT-FTA	FG-FGA	FG-FGA	FT-FTA	Off	Def	Tot							
21	Adams, Hassan	f	5-7	1-1	2-4	1	2	3	3	13	0	1	0	0	27		
24	Iguodala, Andre	f	8-15	2-3	1-2	1	2	3	3	19	1	3	1	1	36		
45	Frye, Channing	c	6-16	0-0	1-1	4	8	12	2	13	3	3	2	1	38		
15	Shakur, Mustafa	g	5-6	1-1	3-4	0	4	4	3	14	3	3	0	0	36		
20	Stoudamire, Salim	g	2-6	1-5	6-6	0	3	3	4	11	4	2	0	0	39		
11	Ranne, Jason	g	0-0	0-0	0-0	0	0	0	0	0	0	0	0	0	1		
13	Rodgers, Chris	g	1-2	0-1	2-2	0	0	0	0	4	1	0	0	2	19		
55	Radenovic, Ivan	g	1-1	0-0	0-0	0	1	1	0	2	0	1	0	0	4		
	Team					1	2	3									
	<b>Totals</b>		<b>28-53</b>	<b>5-11</b>	<b>15-19</b>	<b>7</b>	<b>22</b>	<b>29</b>	<b>15</b>	<b>76</b>	<b>12</b>	<b>14</b>	<b>3</b>	<b>4</b>	<b>200</b>		

FG % 1st Half: 14-25 56.0% 2nd half: 14-28 50.0% Game: 28-53 52.8%  
 3FG % 1st Half: 2-5 40.0% 2nd half: 3-6 50.0% Game: 5-11 45.5%  
 FT % 1st Half: 7-8 87.5% 2nd half: 8-11 72.7% Game: 15-19 78.9%

**Seton Hall 80 • 21-9**

##	Player	Total			3-Ptr			Rebounds			PF	TP	A	TO	Bk	Stl	Min
		FG-FGA	FG-FGA	FT-FTA	FG-FGA	FG-FGA	FT-FTA	Off	Def	Tot							
32	Allen, John	f	4-10	0-1	7-8	1	4	5	3	15	2	1	0	1	35		
33	Sweet, Andre	f	2-6	0-2	3-4	0	2	2	4	7	1	2	0	1	26		
01	Whitney, Kelly	c	9-16	0-0	6-8	8	6	14	3	24	1	2	0	0	34		
12	Barrett, Andre	g	7-15	4-10	1-2	2	1	3	1	19	6	3	0	0	40		
13	Toney-El, Marcus	g	0-1	0-1													



# NCAA TOURNAMENT

## Official Basketball Box Score -- Game Totals -- Final Statistics UAB vs Arizona 3/19/05 3:50 p.m. MT at Taco Bell Arena, Boise, Idaho

### UAB 63 • 22-11

#	Player	FG	3-Ptr	Rebounds			PF	TP	A	TO	Blk	Stl	Min		
				FG	FGA	FT								FTA	Off
03	LEWIS, Marques	f	2-4	0-1	1-2	0	1	1	3	5	0	3	0	18	
23	EDDINS, Demario	f	4-12	0-2	4-4	1	3	4	3	12	1	4	0	31	
00	JOHNSON, Carldele	g	2-5	0-3	0-0	1	0	1	0	4	3	1	0	31	
01	TAYLOR, Donell	g	4-13	1-7	4-4	1	5	6	4	13	1	0	0	20	
05	MCDONALD, Marvett	g	1-9	1-9	2-2	0	5	5	0	5	4	2	0	1	26
02	TAYLOR, Ronell	g	1-7	0-2	2-2	2	0	2	3	4	3	3	0	1	17
04	DELANEY, Paul	g	0-0	0-0	0-2	0	0	0	1	0	0	0	1	9	
15	HOLMES, Frank	g	0-1	0-0	0-0	0	0	0	1	0	0	0	0	3	
25	LITTLE, Ernest	g	1-4	0-0	2-2	3	0	3	1	4	0	1	0	12	
31	JONES, Richard	g	3-5	3-4	0-0	0	0	0	3	9	2	0	0	17	
42	BROOM, Derrick	g	1-2	1-2	0-0	0	1	1	1	3	1	1	0	5	
44	TOBIAS, Brandon	g	2-2	0-0	0-0	1	0	1	2	4	0	0	1	14	
Team						6	2	8							
Totals			21-64	6-30	15-18	15	17	32	22	63	15	14	2	9	200

FG % 1st Half:	12-31	38.7%	2nd half:	9-33	27.3%	Game:	21-64	32.8%	Deadball	
3FG % 1st Half:	1-11	9.1%	2nd half:	5-19	26.3%	Game:	6-30	20.0%	Rebounds	2,2
FT % 1st Half:	6-8	75.0%	2nd half:	9-10	90.0%	Game:	15-18	83.3%		

### Arizona 85 • 29-6

#	Player	FG	3-Ptr	Rebounds			PF	TP	A	TO	Blk	Stl	Min		
				FG	FGA	FT								FTA	Off
21	Adams, Hassan	f	6-13	1-3	3-3	4	6	10	0	16	2	0	2	31	
55	Radenovic, Ivan	f	5-6	0-0	1-2	2	4	6	4	11	1	2	1	24	
45	Frye, Channing	c	3-5	0-0	0-0	1	6	7	4	6	3	2	2	25	
15	Shakur, Mustafa	g	0-1	0-1	2-2	0	1	1	2	2	3	0	0	25	
20	Stoudamire, Salim	g	8-16	5-11	7-7	0	2	2	1	28	3	5	0	1	30
02	Fox, Isaiah	g	0-0	0-0	0-0	0	1	1	0	0	0	0	0	3	
05	McClellan, Jawann	g	3-4	1-2	0-0	1	1	2	0	7	1	2	0	15	
12	Dillon, Daniel	g	0-1	0-1	0-0	0	0	0	0	0	0	0	0	3	
13	Rodgers, Chris	g	1-4	0-3	2-2	0	3	3	0	4	1	1	0	23	
23	Verdejo, Jesus	g	1-2	0-1	0-0	0	0	0	0	2	0	0	0	3	
30	Brase, Matt	g	0-0	0-0	0-0	0	1	1	0	0	0	0	0	3	
44	Briemaier, Bret	g	0-0	0-0	1-2	1	0	1	0	1	0	0	0	1	
54	Walters, Kirk	g	3-5	0-0	2-5	1	2	3	3	8	0	1	1	14	
Team						1	1	2							
Totals			30-57	7-22	18-23	11	28	39	14	85	16	16	7	7	200

FG % 1st Half:	16-31	51.6%	2nd half:	14-26	53.8%	Game:	30-57	52.6%	Deadball	
3FG % 1st Half:	4-12	33.3%	2nd half:	3-10	30.0%	Game:	7-22	31.8%	Rebounds	2,1
FT % 1st Half:	4-6	66.7%	2nd half:	14-17	82.4%	Game:	18-23	78.3%		

Officials: JIM BURR, PAT DISCOLL, DOUG SHOWS  
 Technical fouls: UAB-None. Arizona-None.  
 Attendance: 11891

Score by periods	1st			2nd			Total		
	1st	2nd	Total	1st	2nd	Total	1st	2nd	Total
UAB	31	32	63						
Arizona	40	45	85						

Last FG - UAB 2nd-00:36, ARIZ 2nd-01:31.  
 Largest lead - UAB by 5 1st-13:57, ARIZ by 25 2nd-02:56.

## Official Basketball Box Score -- Game Totals -- Final Statistics Arizona vs Oklahoma State 3/24/05 9:02 p.m. CT at Allstate Arena, Rosemont, Ill.

### Arizona 79 • 30-6

#	Player	FG	3-Ptr	Rebounds			PF	TP	A	TO	Blk	Stl	Min		
				FG	FGA	FT								FTA	Off
21	Adams, Hassan	f	8-12	3-4	0-0	3	7	10	1	19	1	2	2	0	35
55	Radenovic, Ivan	f	5-5	0-0	3-5	1	2	3	4	13	1	2	0	1	28
45	Frye, Channing	c	7-12	0-1	1-2	3	7	10	3	15	4	3	3	0	40
15	Shakur, Mustafa	g	0-1	0-0	4-6	0	1	1	2	4	1	4	0	0	27
20	Stoudamire, Salim	g	7-11	4-7	1-2	0	2	2	2	19	7	0	0	2	28
05	McClellan, Jawann	g	2-2	0-0	0-0	1	2	3	2	4	0	3	0	0	13
13	Rodgers, Chris	g	2-4	0-2	1-2	0	0	0	1	5	2	0	0	0	25
54	Walters, Kirk	g	0-0	0-0	0-0	0	1	1	2	0	1	0	0	0	4
Team						0	1	1							
Totals			31-47	7-14	10-17	8	23	31	17	79	17	14	5	3	200

FG % 1st Half:	16-23	69.6%	2nd half:	15-24	62.5%	Game:	31-47	66.0%	Deadball	
3FG % 1st Half:	4-8	50.0%	2nd half:	3-6	50.0%	Game:	7-14	50.0%	Rebounds	4
FT % 1st Half:	5-6	83.3%	2nd half:	5-11	45.5%	Game:	10-17	58.8%		

### Oklahoma State 78 • 26-7

#	Player	FG	3-Ptr	Rebounds			PF	TP	A	TO	Blk	Stl	Min		
				FG	FGA	FT								FTA	Off
14	Graham, Joey	f	9-19	3-5	5-6	2	6	8	2	26	1	1	0	0	35
23	McFarlin, Ivan	f	6-12	0-0	3-3	3	2	5	2	15	4	0	0	4	31
24	Curry, JamesOn	f	4-9	3-6	0-0	0	2	2	2	11	7	3	0	2	35
15	Lucas, John	g	5-15	2-7	1-1	2	0	2	3	13	3	0	0	1	37
20	Bobik, Daniel	g	3-7	2-5	0-0	0	1	1	3	8	0	1	0	0	37
21	Graham, Stephen	g	2-3	0-0	1-1	0	0	0	2	5	2	0	0	2	11
42	Crawford, Terrence	g	0-1	0-0	0-2	0	0	0	3	0	2	0	0	1	14
Team						9	0	9							
Totals			29-66	10-23	10-13	16	11	27	17	78	17	8	0	10	200

FG % 1st Half:	13-30	43.3%	2nd half:	16-36	44.4%	Game:	29-66	43.9%	Deadball	
3FG % 1st Half:	5-11	45.5%	2nd half:	5-12	41.7%	Game:	10-23	43.5%	Rebounds	1
FT % 1st Half:	7-10	70.0%	2nd half:	3-3	100.0%	Game:	10-13	76.9%		

Officials: Ted Valentine, Edwin Edsall, Jim Haney  
 Technical fouls: Arizona-None. Oklahoma State-None.  
 Attendance: 16957

Score by periods	1st			2nd			Total		
	1st	2nd	Total	1st	2nd	Total	1st	2nd	Total
Arizona	41	38	79						
Oklahoma State	38	40	78						

Last FG - ARIZ 2nd-00:03, OS 2nd-00:19.  
 Largest lead - ARIZ by 10 1st-12:10, OS by 5 2nd-04:26.

## Official Basketball Box Score -- Game Totals -- Final Statistics Arizona vs Illinois 3/26/05 6:13 p.m. CT at Allstate Arena, Rosemont, Ill.

### Arizona 89 • 30-7

#	Player	FG	3-Ptr	Rebounds			PF	TP	A	TO	Blk	Stl	Min		
				FG	FGA	FT								FTA	Off
21	Adams, Hassan	f	9-13	1-3	2-3	4	4	8	3	21	5	3	0	1	37
55	Radenovic, Ivan	f	4-6	1-1	4-4	1	4	5	2	13	2	3	1	4	29
45	Frye, Channing	c	11-14	1-1	1-2	3	9	12	1	24	1	2	6	0	44
15	Shakur, Mustafa	g	4-6	2-3	2-2	1	1	2	1	12	4	5	0	2	37
20	Stoudamire, Salim	g	2-13	1-7	4-4	0	5	5	1	9	7	2	0	2	39
05	McClellan, Jawann	g	2-7	1-2	5-6	2	2	4	1	10	1	2	1	1	24
13	Rodgers, Chris	g	0-2	0-1	0-0	0	0	0	1	0	1	0	0	1	14
54	Walters, Kirk	g	0-0	0-0	0-0	0	0	0	0	0	0	0	0	0	1
Team						1	0	1							
Totals			32-61	7-18	18-21	12	25	37	10	89	21	17	8	11	225

FG % 1st Half:	14-27	51.9%	2nd half:	14-27	51.9%	OT:	4-7	57.1%	Game:	32-61	52.5%	Deadball	
3FG % 1st Half:	2-7	28.6%	2nd half:	5-9	55.6%	OT:	0-2	0.0%	Game:	7-18	38.9%	Rebounds	2
FT % 1st Half:	6-6	100.0%	2nd half:	11-14	78.6%	OT:	1-1	100.0%	Game:	18-21	85.7%		

### Illinois 90 • 36-1

#	Player	FG	3-Ptr	Rebounds			PF	TP	A	TO	Blk	Stl	Min		
				FG	FGA	FT								FTA	Off
40	Augustine, James	f	1-3	0-0	2-4	3	3	6	5	4	1	0	0	2	31
43	Powell, Jr., Roger	f	6-11	1-3	3-3	4	1								



# NCAA TOURNAMENT

## Official Basketball Box Score -- Game Totals -- Final Statistics Arizona vs Villanova 3/19/06 5:15 pm EST at Wachovia Center, Philadelphia, Pa.

### Arizona 78 • 20-13

#	Player	Total		3-Ptr		Rebounds			PF	TP	A	TO	Blk	Stl	Min
		FG-FGA	FG-FGA	FT-FTA	Off	Def	Tot								
03	Williams, Marcus	f	6-18	0-6	12-15	5	3	8	3	24	4	2	1	0	37
55	Radenovic, Ivan	f	5-11	0-0	0-0	2	2	4	3	10	1	3	0	3	35
54	Walters, Kirk	c	0-0	0-0	0-0	0	1	1	1	0	0	0	0	0	7
15	Shakur, Mustafa	g	7-11	4-4	3-3	0	3	3	4	21	5	3	0	0	39
21	Adams, Hassan	g	9-19	0-3	2-2	2	2	4	3	20	3	1	0	3	37
12	Dillon, Daniel	g	1-4	1-3	0-0	1	1	2	1	3	1	0	1	0	21
13	Rodgers, Chris	g	0-2	0-1	0-0	0	0	0	3	0	1	0	0	1	15
44	Brielmaier, Bret	Team	0-0	0-0	0-0	3	0	3	1	0	0	0	0	0	9
Team			7	2	9					1					
Totals			28-65	5-17	17-20	20	14	34	19	78	15	10	2	7	200

FG % 1st Half: 13-27 48.1% 2nd half: 15-38 39.5% Game: 28-65 43.1% Deadball Rebounds 1  
 3FG % 1st Half: 1-6 16.7% 2nd half: 4-11 36.4% Game: 5-17 29.4%  
 FT % 1st Half: 8-10 80.0% 2nd half: 9-10 90.0% Game: 17-20 85.0%

### Villanova 82 • 27-4

#	Player	Total		3-Ptr		Rebounds			PF	TP	A	TO	Blk	Stl	Min
		FG-FGA	FG-FGA	FT-FTA	Off	Def	Tot								
50	SHERIDAN, Will	f	7-8	0-0	2-2	1	3	4	3	16	0	2	1	0	37
01	LOWRY, Kyle	g	2-3	0-0	4-4	0	1	1	3	8	4	1	0	0	32
02	FOYE, Randy	g	9-19	4-8	2-4	3	3	6	1	24	1	7	0	2	37
12	NARDI, Mike	g	1-2	1-2	0-0	0	0	0	2	3	3	0	0	0	10
14	RAY, Allan	g	7-16	4-9	7-8	0	1	1	3	25	4	0	0	2	30
03	BENN, Bilal	g	0-0	0-0	0-0	0	0	0	0	0	0	0	0	0	1
20	FRASER, Jason	g	0-1	0-0	2-2	1	0	1	1	2	0	0	1	0	5
33	CUNNINGHAM, Dante	g	1-1	0-0	0-0	4	5	9	2	2	2	1	0	0	31
35	CLARK, Shane	g	1-2	0-0	0-0	1	0	1	4	2	1	1	1	2	17
Team			2	6	8										
Totals			28-52	9-19	17-20	12	19	31	19	82	13	13	4	6	200

FG % 1st Half: 14-28 50.0% 2nd half: 14-24 58.3% Game: 28-52 53.8% Deadball Rebounds 1  
 3FG % 1st Half: 6-12 50.0% 2nd half: 3-7 42.9% Game: 9-19 47.4%  
 FT % 1st Half: 8-8 100.0% 2nd half: 9-12 75.0% Game: 17-20 85.0%

Officials: John Cahill, Antinio Petty, Donnee Gray  
 Technical fouls: Arizona-None. Villanova-None.  
 Attendance: 20050  
 Points in the Paint: Arizona 42, Villanova 24  
 Second Chance Points: Arizona 23, Villanova 18  
 Fast Break Points: Arizona 13, Villanova 2

Score by periods	1st	2nd	Total
Arizona	35	43	78
Villanova	42	40	82

Last FG - ARIZ, VU.  
 Largest lead - ARIZ None, VU None.

Score tied - 0 times.  
 Lead changed - 0 times.

## Official Basketball Box Score -- Game Totals -- Final Statistics Purdue vs Arizona 3/16/07 6:20 p.m. CT at New Orleans, La. (New Orleans Arena)

### Purdue 72 • 22-11

#	Player	Total		3-Ptr		Rebounds			PF	TP	A	TO	Blk	Stl	Min
		FG-FGA	FG-FGA	FT-FTA	Off	Def	Tot								
01	Watt, Gordon	f	1-7	0-0	0-2	7	2	9	3	2	1	0	0	3	23
14	Landry, Carl	f	6-10	1-1	8-8	5	8	13	4	21	1	3	1	0	38
02	Teague, David	g	5-16	0-6	5-7	0	0	0	2	15	2	1	0	2	31
03	Kramer, Chris	g	7-10	0-1	2-3	1	1	2	1	16	1	1	0	3	31
05	Grant, Keaton	g	0-3	0-2	0-4	0	5	5	3	0	0	2	0	2	23
04	Lutz, Chris	g	4-7	4-6	4-5	1	3	4	3	16	3	1	0	1	29
11	Riddell, Bobby	g	0-0	0-0	0-0	0	0	0	0	0	0	0	0	0	0+
12	Crump, Tarrance	g	0-5	0-0	0-0	0	0	0	0	0	0	0	0	0	11
20	Green, Marcus	g	1-5	0-1	0-0	3	1	4	2	2	2	0	0	0	14
30	Uchendu, Johnathan	g	0-0	0-0	0-0	0	0	0	0	0	0	0	0	0	0+
31	Hartley, Chris	g	0-0	0-0	0-0	0	0	0	0	0	0	0	0	0	0+
Team			2	0	2										
Totals			24-63	5-17	19-29	19	20	39	18	72	10	8	1	12	200

FG % 1st Half: 15-35 42.9% 2nd half: 9-28 32.1% Game: 24-63 38.1% Deadball Rebounds 5  
 3FG % 1st Half: 5-11 45.5% 2nd half: 0-6 0.0% Game: 5-17 29.4%  
 FT % 1st Half: 2-4 50.0% 2nd half: 17-25 68.0% Game: 19-29 65.5%

### Arizona 63 • 20-11

#	Player	Total		3-Ptr		Rebounds			PF	TP	A	TO	Blk	Stl	Min
		FG-FGA	FG-FGA	FT-FTA	Off	Def	Tot								
03	Williams, Marcus	f	4-10	0-2	3-3	0	1	1	4	11	2	1	1	1	36
34	Budinger, Chase	f	4-9	1-4	6-7	0	6	6	3	15	1	4	1	0	33
43	Hill, Jordan	f	0-1	0-0	0-0	1	0	1	0	0	1	0	1	0	6
55	Radenovic, Ivan	f	4-11	0-2	4-4	5	4	9	5	12	1	1	1	0	33
15	Shakur, Mustafa	g	3-7	1-3	2-2	0	4	4	3	9	8	8	0	2	37
05	McClellan, Jawann	g	5-11	2-4	0-0	1	5	6	5	12	1	1	2	2	33
13	Wise, Nic	g	0-0	0-0	0-0	0	0	0	2	0	1	1	0	0	4
14	Tangara, Mohamed	g	0-0	0-0	0-0	0	0	0	0	0	0	0	0	0	0+
24	Onobun, Fendi	g	1-1	0-0	0-0	0	0	0	0	2	0	0	0	0	0+
44	Brielmaier, Bret	g	0-1	0-0	2-2	0	2	2	1	2	1	1	0	1	18
Team			2	1	3										
Totals			21-51	4-15	17-18	9	23	32	23	63	16	17	6	6	200

FG % 1st Half: 13-27 48.1% 2nd half: 8-24 33.3% Game: 21-51 41.2% Deadball Rebounds 2,2  
 3FG % 1st Half: 3-9 33.3% 2nd half: 1-6 16.7% Game: 4-15 26.7%  
 FT % 1st Half: 5-5 100.0% 2nd half: 12-13 92.3% Game: 17-18 94.4%

Officials: Karl Hess, Patrick Evans, Frank Scagliotta  
 Technical fouls: Purdue-None. Arizona-None.  
 Attendance: 13585  
 NCAA DIVISION I MEN'S BASKETBALL CHAMPIONSHIP  
 MIDWEST REGION FIRST ROUND

Score by periods	1st	2nd	Total
Purdue	37	35	72
Arizona	34	29	63

Last FG - PUR 2nd-02:09, ARIZ 2nd-00:13.  
 Largest lead - PUR by 11 2nd-16:31, ARIZ by 1 1st-06:06.

Score tied - 1 time.  
 Lead changed - 2 times.

## Official Basketball Box Score -- Game Totals -- Final Statistics Arizona vs West Virginia 3/20/08 9:30 p.m. ET at Verizon Center -- Washington, D.C.

### Arizona 65 • 19-15

#	Player	Total		3-Ptr		Rebounds			PF	TP	A	TO	Blk	Stl	Min
		FG-FGA	FG-FGA	FT-FTA	Off	Def	Tot								
00	Bailess, Jerryd	*	4-10	1-3	2-2	0	3	3	2	11	3	2	0	1	40
05	McClellan, Jawann	*	0-4	0-3	0-0	0	2	2	4	0	2	2	2	0	40
13	Wise, Nic	*	3-9	3-5	3-4	0	3	3	1	12	3	2	0	1	38
34	Budinger, Chase	*	8-13	2-4	5-7	2	3	5	3	23	3	2	0	1	39
43	Hill, Jordan	*	5-9	0-0	6-7	4	8	12	4	16	1	3	1	0	33
12	Dillon, Daniel		0-0	0-0	0-0	0	0	0	0	0	0	0	0	0	1
42	Horne, Jamelle		0-0	0-0	0-0	0	0	0	0	0	0	0	0	0	2
44	Brielmaier, Bret		1-1	0-0	1-1	0	2	2	0	3	0	1	0	0	7
Team			0	0	0										
Totals			21-46	6-15	17-21	6	21	27	14	65	12	12	3	3	200

FG % 1st Half: 11-24 45.8% 2nd half: 10-22 45.5% Game: 21-46 45.7% Deadball Rebounds 2  
 3FG % 1st Half: 1-6 16.7% 2nd half: 5-9 55.6% Game: 6-15 40.0%  
 FT % 1st Half: 7-9 77.8% 2nd half: 10-12 83.3% Game: 17-21 81.0%

### West Virginia 75 • 25-10

#	Player	Total		3-Ptr		Rebounds			PF	TP	A	TO	Blk	Stl	Min
		FG-FGA	FG-FGA	FT-FTA	Off	Def	Tot								
01	BUTLER, Da'Sean	*	9-13	1-1	0-0	4	3	7	2	19	3	3	0	0	38
11	ALEXANDER, Joe	*	4-12	0-0	6-6	1	7	8	4	14	1	1	1	0	37
14	NICHOLS, Darris	*	5-9	4-7	0-0	0	0	0	2	14	6	0	1	0	27
22	RUOFF, Alex	*	8-11	5-7	0-0	0	4	4	2	21	1	2	0	3	38
43	SMALLIGAN, Jamie	*	0-2	0-1	0-0	0	2	2	3	0	2	0	1	1	17
03	MAZZULLA, Joe		1-2	1-1	0-0	0	0	0	2	3	0	1	0	1	15
35	SMITH, Wellington		1-4	0-2	2-3	0	3	3	2	4	3	2	0	1	21
41	FLOWERS, John		0-2	0-0	0-0	0	0	0	0	0	0	0	0	0	7
Team			1	2	3										
Totals			28-55	11-19	8-9	6	21	27	17	75	16	9	3	6	200

FG % 1st Half: 12-26 46.2% 2nd half: 16-29 55.2% Game: 28-55 50.9% Deadball Rebounds 1  
 3FG % 1st Half: 5-7 71.4% 2nd half: 6-12 50.0% Game: 11-19 57.9%  
 FT % 1st Half: 2-2 100.0% 2nd half: 6-7 85.7% Game: 8-9 88.9%

Officials: Mike Stanxere, Brian Dorsey, Tom Eades  
 Technical fouls: Arizona-None. West Virginia-None.  
 Attendance: 18400  
 1st Round NCAA Tournament (West Region)

Score by periods	1st	2nd	Total
Arizona	30	35	65
West Virginia	31	44	75

Last FG - ARIZ 2nd-04:45, WVU 2nd-00:56.  
 Largest lead - ARIZ by 1 1st-18:28, WVU by 10 2nd-00:56.

Score tied - 7 times.  
 Lead changed - 6 times.

## Official Basketball Box Score -- Game Totals -- Final Statistics Arizona vs Utah 3/20/09 7:10 p.m. ET at American Airlines Arena, Miami, Fla.

### Arizona 84 • 20-13

#	Player	Total		3-Ptr		Rebounds			PF	TP	A	TO	Blk	Stl	Min
		FG-FGA	FG-FGA	FT-FTA	Off	Def	Tot								
13	Wise, Nic	*	10-19	2-5	7-7	0	1	1	2	29	2	5	0	2	39
21	Fogg, Kyle	*	3-5	0-2	6-8	0	4	4	0	12	0	1	1	3	35
34	Budinger, Chase	*	8-14	0-2	4-6	1	7	8	2	20	6	2	1	4	40
42	Horne, Jamelle	*	1-3	1-2	0-0	1	1	2	4	3	0	1	0	0	19
43	Hill, Jordan	*	7-13	0-0	3-7	6	7	13	4	17	2	4	0	2	39
01	Onobun, Fendi														



# NCAA TOURNAMENT

## Official Basketball Box Score -- Game Totals -- Final Statistics Cleveland State vs Arizona 3/22/09 2:45 p.m. ET at Miami, Fla., AmericanAirlines Arena

### Cleveland State 57 • 26-11

#	Player	Total		3-Ptr		Rebounds			PF	TP	A	TO	Blk	Stl	Min
		FG-FGA	FT-FTA	FG-FGA	FT-FTA	Off	Def	Tot							
11	Jackson, Cedric	* 5-12	0-5	5-6	2	3	5	2	15	1	4	0	5	36	
21	Tandy, George	* 1-5	0-0	0-0	2	0	2	4	2	0	2	0	0	24	
30	Cole, Norris	* 7-15	1-7	2-2	0	1	1	3	17	2	1	0	1	33	
35	Bullock, J'Nathan	* 3-12	0-4	1-2	2	8	10	5	7	0	1	0	0	32	
42	Moore, Chris	* 2-5	0-0	0-0	3	0	3	3	4	0	0	0	0	24	
03	Harmon, Trevon	1-1	1-1	1-2	0	1	1	0	4	0	2	1	0	7	
05	Montgomery, Jeremy	3-8	1-5	0-0	2	2	4	0	7	0	1	0	0	27	
22	McCoy, Josh	0-1	0-1	1-2	0	0	0	0	1	0	0	0	1	6	
23	Eppinger, Daitwan	0-0	0-0	0-0	0	0	0	0	0	0	0	0	0	1	
45	Fields, Renard	0-0	0-0	0-0	0	2	2	1	0	0	0	0	0	9	
51	Latas, Joe	0-0	0-0	0-0	0	0	0	0	0	0	0	0	0	1	
Team					1	1	2								
Totals		22-59	3-23	10-14	12	18	30	18	57	3	11	1	7	200	

FG % 1st Half: 8-27 29.6% 2nd half: 14-32 43.8% Game: 22-59 37.3% Deadball Rebounds 2,1  
 3FG % 1st Half: 0-7 0.0% 2nd half: 3-16 18.8% Game: 3-23 13.0%  
 FT % 1st Half: 9-11 81.8% 2nd half: 1-3 33.3% Game: 10-14 71.4%

### Arizona 71 • 21-13

#	Player	Total		3-Ptr		Rebounds			PF	TP	A	TO	Blk	Stl	Min
		FG-FGA	FT-FTA	FG-FGA	FT-FTA	Off	Def	Tot							
13	Wise, Nic	* 5-7	1-2	10-10	0	5	5	4	21	8	3	0	1	36	
21	Fogg, Kyle	* 0-2	0-1	2-2	1	4	5	3	2	2	1	0	4	37	
34	Budinger, Chase	* 6-12	1-4	2-4	0	5	5	3	15	0	3	0	1	39	
42	Horne, Jamelle	* 6-11	1-3	2-3	0	5	5	3	15	0	1	2	0	38	
43	Hill, Jordan	* 5-11	0-0	6-7	3	6	9	4	16	2	2	1	1	32	
01	Onobun, Fendi	0-0	0-0	0-0	0	0	0	2	0	0	0	0	0	4	
02	Johnson, Zane	0-1	0-1	2-2	0	0	0	0	2	0	0	0	1	12	
14	Lavender, Brendon	0-0	0-0	0-0	0	1	1	0	0	0	1	0	0	2	
Team					2	1	3								
Totals		22-44	3-11	24-28	6	27	33	19	71	12	11	3	8	200	

FG % 1st Half: 12-21 57.1% 2nd half: 10-23 43.5% Game: 22-44 50.0% Deadball Rebounds 1  
 3FG % 1st Half: 2-6 33.3% 2nd half: 1-5 20.0% Game: 3-11 27.3%  
 FT % 1st Half: 9-9 100.0% 2nd half: 15-19 78.9% Game: 24-28 85.7%

Officials: Jim Burr, Buzz Jones, Doug Shows  
 Technical fouls: Cleveland State-None. Arizona-None.  
 Attendance: 10204  
 NCAA Midwest Regional, Second Round Game

Score by periods	1st	2nd	Total
Cleveland State	25	32	57
Arizona	35	36	71

Last FG - CSU 2nd-00:37, ARIZ 2nd-00:52.  
 Largest lead - CSU None, ARIZ by 15 2nd-00:52.

Points In Off 2nd Fast  
 Paint T/O Chance Break Bench  
 CSU 29 11 10 5 12  
 ARIZ 29 14 7 13 2

Score tied - 0 times.  
 Lead changed - 0 times.

## Official Basketball Box Score -- Game Totals -- Final Statistics Arizona vs Louisville 3/27/09 7:07 p.m. ET at Lucas Oil Stadium, Indianapolis, Ind.

### Arizona 64 • 21-14

#	Player	Total		3-Ptr		Rebounds			PF	TP	A	TO	Blk	Stl	Min
		FG-FGA	FT-FTA	FG-FGA	FT-FTA	Off	Def	Tot							
34	Budinger, Chase	f 9-15	2-6	2-3	0	2	2	1	22	3	3	1	0	36	
42	Horne, Jamelle	f 1-5	0-2	0-0	2	3	5	3	2	2	1	0	0	28	
43	Hill, Jordan	f 6-18	0-0	2-2	8	3	11	3	14	4	4	0	1	32	
13	Wise, Nic	g 4-14	2-8	4-6	2	3	5	2	14	4	3	0	1	36	
21	Fogg, Kyle	g 1-4	1-2	0-0	2	0	2	1	3	2	1	0	0	29	
01	Onobun, Fendi	1-1	0-0	0-0	0	2	2	2	0	1	0	1	0	9	
02	Johnson, Zane	1-4	1-4	0-0	0	1	1	3	1	0	0	1	1	18	
11	Bagga, David	1-1	1-1	0-0	0	0	0	3	0	0	0	1	1	1	
14	Lavender, Brendon	0-1	0-1	1-2	0	0	0	0	1	1	1	0	0	5	
33	Shumpert, D.J.	0-0	0-0	0-0	0	0	0	0	0	0	0	0	1	2	
50	Jacobson, Alex	0-0	0-0	0-0	0	0	0	0	0	0	0	0	0	4	
Team					1	3	4								
Totals		24-63	7-24	9-13	15	17	32	13	64	15	14	1	5	200	

FG % 1st Half: 10-26 38.5% 2nd half: 14-37 37.8% Game: 24-63 38.1% Deadball Rebounds 3,1  
 3FG % 1st Half: 3-9 33.3% 2nd half: 4-15 26.7% Game: 7-24 29.2%  
 FT % 1st Half: 5-7 71.4% 2nd half: 4-6 66.7% Game: 9-13 69.2%

### Louisville 103 • 31-5

#	Player	Total		3-Ptr		Rebounds			PF	TP	A	TO	Blk	Stl	Min
		FG-FGA	FT-FTA	FG-FGA	FT-FTA	Off	Def	Tot							
01	WILLIAMS, Terrence	f 5-12	4-7	0-0	0	7	7	2	14	6	2	0	2	33	
05	CLARK, Earl	f 7-12	2-3	3-3	4	5	9	3	19	2	1	0	0	31	
24	SAMUELS, Samardo	c 4-5	0-0	6-6	2	3	5	2	14	2	1	2	1	26	
33	McGEE, Andre	g 1-3	1-3	0-0	0	1	1	2	3	0	0	0	2	19	
34	SMITH, Jerry	g 6-10	4-8	0-0	0	1	1	1	16	2	1	0	1	18	
02	KNOWLES, Preston	1-4	0-1	0-0	0	0	0	1	2	2	1	0	0	13	
10	SOSA, Edgar	5-6	2-3	1-1	1	1	2	3	6	2	0	0	1	21	
12	DELK, Reginald	1-3	1-2	0-0	0	1	1	1	3	1	0	0	0	9	
14	KURIC, Kyle	1-1	0-0	0-0	0	0	0	0	2	1	0	0	0	2	
20	SCOTT, Will	1-4	0-2	0-0	0	0	0	0	2	3	0	0	1	9	
21	SWOPSHIRE, Jared	2-2	0-0	2-2	0	1	1	1	6	1	0	0	0	5	
22	GOODE, George	1-1	0-0	0-0	0	1	1	0	2	0	1	0	0	4	
23	JENNINGS, Terrence	3-3	0-0	1-2	2	3	5	0	7	0	0	1	2	10	
Team					2	1	3								
Totals		38-66	14-29	13-14	11	25	36	15	103	29	9	3	10	200	

FG % 1st Half: 17-32 53.1% 2nd half: 21-34 61.8% Game: 38-66 57.6% Deadball Rebounds 0  
 3FG % 1st Half: 6-15 40.0% 2nd half: 8-14 57.1% Game: 14-29 48.3%  
 FT % 1st Half: 9-10 90.0% 2nd half: 4-4 100.0% Game: 13-14 92.9%

Officials: Doug C. Shows, Steven P. Olson, Steven R. Skiles  
 Technical fouls: Arizona-None. Louisville-None.  
 Attendance: 33780  
 2009 NCAA Midwest Regional Semifinal

Score by periods	1st	2nd	Total
Arizona	28	36	64
Louisville	49	54	103

Last FG - ARIZ 2nd-00:40, LOU 2nd-00:03.  
 Largest lead - ARIZ None, LOU by 41 2nd-02:10.

Points In Off 2nd Fast  
 Paint T/O Chance Break Bench  
 ARIZ 26 12 10 8 9  
 LOU 49 20 15 12 37

Score tied - 0 times.  
 Lead changed - 0 times.

## Official Basketball Box Score -- Game Totals -- Final Statistics Memphis vs Arizona 3/18/11 2:40 p.m. CT at Tulsa, Okla. (BOK Center)

### Memphis 75 • 25-10

#	Player	Total		3-Ptr		Rebounds			PF	TP	A	TO	Blk	Stl	Min
		FG-FGA	FT-FTA	FG-FGA	FT-FTA	Off	Def	Tot							
10	BLACK, Tarik	f 2-5	0-0	1-1	0	0	0	4	5	1	1	0	1	13	
02	BARTON, Antonio	g 6-11	3-4	2-3	1	3	4	1	17	1	2	0	0	35	
03	CRAWFORD, Chris	g 2-6	2-5	0-0	0	2	2	4	6	0	0	3	2	26	
04	CARMOUCHE, Charles	g 1-2	0-0	4-4	0	3	3	4	6	0	2	1	1	15	
05	BARTON, Will	g 6-14	0-4	0-0	4	4	3	12	4	1	1	0	2	34	
00	COLEMAN, Will	4-7	0-0	1-4	4	7	11	0	9	0	2	0	0	28	
01	JACKSON, Joe	2-3	0-0	6-8	1	1	2	4	10	2	5	0	0	19	
11	WITHERSPOON, Wesley	3-5	1-2	3-4	1	2	3	4	10	2	1	0	0	28	
30	STEPHENS, D.J.	0-0	0-0	0-0	0	0	0	0	0	0	0	0	0	2	
Team					3	1	4								
Totals		26-53	6-15	17-24	10	23	33	24	75	16	15	1	7	200	

FG % 1st Half: 11-23 47.8% 2nd half: 15-30 50.0% Game: 26-53 49.1% Deadball Rebounds 3  
 3FG % 1st Half: 3-6 50.0% 2nd half: 3-9 33.3% Game: 6-15 40.0%  
 FT % 1st Half: 13-15 86.7% 2nd half: 4-9 44.4% Game: 17-24 70.8%

### Arizona 77 • 28-7

#	Player	Total		3-Ptr		Rebounds			PF	TP	A	TO	Blk	Stl	Min
		FG-FGA	FT-FTA	FG-FGA	FT-FTA	Off	Def	Tot							
23	Williams, Derrick	f 6-11	1-1	9-9	3	7	10	3	22	0	3	1	0	36	
33	Perry, Jesse	f 0-4	0-1	0-0	1	3	4	1	0	1	2	1	1	21	
44	Hill, Solomon	f 3-5	0-1	1-2	0	5	5	0	7	1	5	0	3	31	
12	Jones, Lamont	g 5-10	1-2	7-8	0	2	2	2	18	0	1	0	1	30	
21	Fogg, Kyle	g 1-5	0-4	2-2	0	0	0	4	4	2	2	0	0	23	
01	Natyazhko, Kyril	0-0	0-0	0-0	0	0	0	0	0	1	0	0	0	3	
03	Parron, Kevin	3-4	1-2	2-3	0	2	5	9	1	1	0	3	18		
20	Mayes, Jordin	2-2	1-1	3-3	1	0	1	4	8	1	0	0	0	14	
24	Lavender, Brendon	0-3	0-3	0-0	0	0	0	0	0	0	1	0	0	5	
42	Horne, Jamelle	3-6	1-4	2-4	3	1	4	2	9	3	0	0	0	19	
Team					0	1	1								
Totals		23-50	5-19	26-31	8	21	29	21	77	11	14	2	8	200	

FG % 1st Half: 14-29 48.3% 2nd half: 9-21 42.9% Game: 23-50 46.0% Deadball Rebounds 1  
 3FG % 1st Half: 2-7 28.6% 2nd half: 3-12 25.0% Game: 5-19 26.3%  
 FT % 1st Half: 11-12 91.7% 2nd half: 15-19 78.9% Game: 26-31 83.9%

Officials: Jim Burr, Paul Janssen, Terry Oglesby  
 Technical fouls: Memphis-None. Arizona-None.  
 Attendance: 12631  
 2011 NCAA West Region Second Round Game

Score by periods	1st	2nd	Total
Memphis	38	37	75
Arizona	41	36	77

Last FG - MEM 2nd-00:12, ARIZ 2nd-01:36.  
 Largest lead - MEM by 10 1st-11:48, ARIZ by 8 2nd-18:25.



# NCAA TOURNAMENT

## Official Basketball Box Score -- Game Totals -- Final Statistics Arizona vs Duke 3/24/11 6:45 p.m. PT at Anaheim, Calif./Honda Center

### Arizona 93 • 30-7

#	Player	Total			3-Ptr			Rebounds			PF	TP	A	TO	Blk	Stl	Min
		FG	FGA	FT	FTA	Off	Def	Tot									
23	Williams, Derrick	f	11-17	5-6	5-6	6	7	13	2	32	2	4	1	2	35		
33	Perry, Jesse	f	2-6	0-1	1-2	3	3	6	1	5	3	0	1	0	22		
44	Hill, Solomon	f	5-8	0-0	3-4	2	3	5	2	13	1	2	1	0	28		
12	Jones, Lamont	g	6-10	0-0	4-4	0	3	3	16	6	0	0	1	0	28		
21	Fogg, Kyle	g	3-8	1-5	1-3	0	0	0	4	8	1	3	0	1	27		
01	Natyazhko, Kyryl	g	0-0	0-0	0-0	0	0	0	1	0	0	0	0	0	6		
03	Parron, Kevin	g	3-4	1-1	0-0	0	1	1	2	7	0	1	0	1	20		
20	Mayes, Jordin	g	1-4	1-1	0-0	0	1	1	2	3	1	2	0	0	12		
24	Lavender, Brendon	g	1-2	0-0	0-0	0	1	1	2	1	2	1	0	0	1		
42	Horne, Jamelle	g	2-4	1-1	2-2	2	3	5	3	7	0	0	0	1	15		
	Team					3	2	5									
	Totals		34-63	9-15	16-21	16	24	40	21	93	15	12	3	7	200		

FG % 1st Half: 13-27 48.1% 2nd half: 21-36 58.3% Game: 34-63 54.0% Deadball Rebounds 0  
3FG % 1st Half: 6-8 75.0% 2nd half: 3-7 42.9% Game: 9-15 60.0%  
FT % 1st Half: 6-8 75.0% 2nd half: 10-13 76.9% Game: 16-21 76.2%

### Duke 77 • 32-5

#	Player	Total			3-Ptr			Rebounds			PF	TP	A	TO	Blk	Stl	Min
		FG	FGA	FT	FTA	Off	Def	Tot									
05	Mason Plumlee	f	3-5	0-0	2-2	4	3	7	1	8	3	1	4	0	32		
12	Kyle Singler	f	7-11	2-3	2-3	1	7	8	4	18	1	0	1	2	35		
21	Miles Plumlee	f	1-3	0-0	0-0	2	1	3	3	2	0	0	1	0	13		
02	Nolan Smith	g	3-14	0-3	2-4	0	5	2	8	2	6	0	0	0	34		
30	Seth Curry	g	1-2	0-1	0-0	0	0	0	2	2	1	0	0	1	9		
04	Kyrie Irving	g	9-15	2-4	8-9	0	0	0	3	28	3	1	0	1	31		
03	Tyler Thornton	g	0-0	0-0	2-2	0	0	0	1	2	0	0	0	0	8		
15	Josh Hairston	g	0-0	0-0	0-0	0	0	0	0	0	0	0	0	0	2		
20	Andre Dawkins	g	3-5	1-2	2-2	1	0	1	3	9	0	1	0	0	22		
34	Ryan Kelly	g	0-3	0-1	0-0	1	1	2	1	0	0	2	0	1	14		
	Team					0	1	1									
	Totals		27-58	5-14	18-22	9	18	27	20	77	10	11	6	5	200		

FG % 1st Half: 18-34 52.9% 2nd half: 9-24 37.5% Game: 27-58 46.6% Deadball Rebounds 2  
3FG % 1st Half: 3-8 37.5% 2nd half: 2-6 33.3% Game: 5-14 35.7%  
FT % 1st Half: 5-6 83.3% 2nd half: 13-16 81.3% Game: 18-22 81.8%

Officials: John Higgins (R), Tom Eades, Mike Nance  
Technical fouls: Arizona-None. Duke-None.  
Attendance: 17890  
2011 NCAA Men's Basketball West Regional Semifinals

Score by periods	1st	2nd	Total
Arizona	38	55	93
Duke	44	33	77

Last FG - ARIZ 2nd-00:38, DU 2nd-00:18.  
Largest lead - ARIZ by 19 2nd-00:38, DU by 11 1st-06:21.

	In	Off	2nd	Fast	Bench
Points	Paint	T/O	Chance	Break	
ARIZ	30	19	17	2	19
DU	22	17	13	0	39

Score tied - 2 times.  
Lead changed - 2 times.

## Official Basketball Box Score -- Game Totals -- Final Statistics Arizona vs Connecticut 3/26/11 4:05 p.m. PT at Anaheim, Calif./Honda Center

### Arizona 63 • 30-8

#	Player	Total			3-Ptr			Rebounds			PF	TP	A	TO	Blk	Stl	Min
		FG	FGA	FT	FTA	Off	Def	Tot									
23	Williams, Derrick	f	5-13	1-6	9-12	1	4	5	3	20	1	3	0	0	26		
33	Perry, Jesse	f	7-9	0-1	0-0	2	5	7	0	14	1	0	0	1	26		
44	Hill, Solomon	f	1-6	0-1	0-0	6	4	10	3	2	4	2	0	0	28		
12	Jones, Lamont	g	4-9	0-1	0-0	1	0	1	0	8	2	2	0	0	27		
21	Fogg, Kyle	g	4-8	2-3	1-2	1	2	3	2	11	2	0	0	0	33		
01	Natyazhko, Kyryl	g	0-0	0-0	0-0	0	1	1	0	0	0	0	0	0	12		
03	Parron, Kevin	g	1-4	0-1	0-0	4	2	6	0	2	0	0	1	1	15		
20	Mayes, Jordin	g	1-4	0-3	0-0	0	1	1	0	2	3	0	0	0	12		
24	Lavender, Brendon	g	0-1	0-1	0-0	0	0	0	0	2	0	1	0	0	1		
42	Horne, Jamelle	g	1-7	1-4	1-2	1	4	5	2	4	0	2	0	0	14		
	Team					3	0	3									
	Totals		24-61	4-21	11-16	19	23	42	12	63	14	9	1	3	200		

FG % 1st Half: 11-37 29.7% 2nd half: 13-24 54.2% Game: 24-61 39.3% Deadball Rebounds 3  
3FG % 1st Half: 1-11 9.1% 2nd half: 3-10 30.0% Game: 4-21 19.0%  
FT % 1st Half: 2-4 50.0% 2nd half: 9-12 75.0% Game: 11-16 68.8%

### Connecticut 65 • 30-9

#	Player	Total			3-Ptr			Rebounds			PF	TP	A	TO	Blk	Stl	Min
		FG	FGA	FT	FTA	Off	Def	Tot									
10	OLANDER, Tyler	f	0-1	0-0	0-0	0	0	0	1	0	0	0	1	0	5		
22	SMITH, Roscoe	f	1-5	0-2	2-2	1	4	5	3	4	0	1	0	0	29		
34	ORIAKHI, Alex	c	3-4	0-0	1-2	4	2	6	4	7	0	1	1	0	20		
03	LAMB, Jeremy	g	7-19	2-4	3-4	1	3	4	0	19	1	0	1	2	40		
15	WALKER, Kemba	g	7-17	1-7	5-6	0	4	4	0	20	7	2	0	1	40		
02	BEVERLY, Donnell	g	1-1	0-0	0-0	1	0	1	0	2	0	0	0	0	4		
04	COOMBS-MCDANIEL, J.	g	0-1	0-1	0-0	1	1	2	0	0	0	0	0	0	7		
05	GIFFEY, Niels	g	0-0	0-0	0-0	0	0	0	0	0	0	0	0	0	1		
13	NAPIER, Shabazz	g	3-6	2-3	2-2	1	3	4	3	10	2	0	1	2	30		
35	OKWANDU, Charles	g	1-2	0-0	1-2	1	1	2	4	3	0	1	2	0	24		
	Team					1	2	3									
	Totals		23-56	5-17	14-18	11	20	31	15	65	10	5	6	5	200		

FG % 1st Half: 10-26 38.5% 2nd half: 13-30 43.3% Game: 23-56 41.1% Deadball Rebounds 3  
3FG % 1st Half: 3-10 30.0% 2nd half: 2-7 28.6% Game: 4-21 19.0%  
FT % 1st Half: 9-12 75.0% 2nd half: 5-6 83.3% Game: 14-18 77.8%

Officials: Doug Shows (R), Doug Sirmons, Antinio Petty  
Technical fouls: Arizona-None. Connecticut-None.  
Attendance: 17856  
2011 NCAA Men's Basketball West Regional Final

Score by periods	1st	2nd	Total
Arizona	25	38	63
Connecticut	32	33	65

Last FG - ARIZ 2nd-01:02, UCONN 2nd-01:15.  
Largest lead - ARIZ by 8 1st-16:59, UCONN by 9 2nd-19:11.

	In	Off	2nd	Fast	Bench
Points	Paint	T/O	Chance	Break	
ARIZ	34	7	17	2	8
UCONN	22	10	13	4	15

Score tied - 1 time.  
Lead changed - 7 times.

## Official Basketball Box Score -- Game Totals -- Final Statistics Belmont vs Arizona 3/21/13 5:30 p.m. MT at Salt Lake City, UT/EnergySolutions Arena

### Belmont 64 • 26-7

#	Player	Total			3-Ptr			Rebounds			PF	TP	A	TO	Blk	Stl	Min
		FG	FGA	FT	FTA	Off	Def	Tot									
02	Jenkins, Blake	f	2-6	0-2	2-2	0	1	1	3	6	1	2	0	0	30		
14	Mann, JJ	f	4-9	3-6	2-2	0	3	3	0	13	1	0	0	2	35		
30	Noack, Trevor	f	0-3	0-1	0-2	0	4	4	4	0	0	1	0	0	19		
03	Johnson, Kerron	g	6-12	2-5	8-10	0	2	2	22	3	2	0	1	1	35		
21	Clark, Ian	g	8-14	3-8	2-3	0	1	1	2	21	0	1	0	2	35		
00	Lang, Chad	g	0-0	0-0	0-0	0	0	0	0	0	0	0	0	0	1		
01	Laidrig, Jeff	g	0-0	0-0	0-0	0	0	0	0	0	0	0	0	0	1		
04	Mobley, Holden	g	0-1	0-0	0-0	0	0	0	0	0	0	0	0	0	1		
11	Turner, Spencer	g	0-0	0-0	0-0	0	0	0	0	0	0	0	0	0	1		
22	Chamberlain, Reece	g	0-5	0-4	1-2	0	2	2	4	1	2	1	0	1	27		
23	Bradshaw, Craig	g	0-0	0-0	0-0	0	0	0	0	0	0	0	0	0	4		
45	Baker, Brandon	g	0-1	0-1	1-2	2	0	2	5	1	0	0	0	1	11		
	Team					2	1	3									
	Totals		20-51	8-27	16-23	4	14	18	20	64	7	8	0	7	200		

FG % 1st Half: 7-27 25.9% 2nd half: 13-24 54.2% Game: 20-51 39.2% Deadball Rebounds 2  
3FG % 1st Half: 2-13 15.4% 2nd half: 6-14 42.9% Game: 8-27 29.6%  
FT % 1st Half: 4-6 66.7% 2nd half: 12-17 70.6% Game: 16-23 69.6%

### Arizona 81 • 26-7

#	Player	Total			3-Ptr			Rebounds			PF	TP	A	TO	Blk	Stl	Min
		FG	FGA	FT	FTA	Off	Def	Tot									
03	Parron, Kevin	f	3-5	1-2	5-7	3	5	8	2	12	3	0	1	0	30		
44	Hill, Solomon	f	3-5	3-4	0-0	2	2	4	3	9	1	3	1	0	29		
35	Tarczewski, Kaleb	c	5-5	0-0	2-3	1	7	8	5	12	1	2	1	0	20		
02	Lyons, Mark	g	8-15	3-7	4-5	2	2	4	3	23	1	2	0	0	34		
13	Johnson, Nick	g	4-9	1-2	3-5	0	3	3	2	12	5	2	0	1	30		
20	Mayes, Jordin	g	1-1	1-1	0-0	0	2	2	2	3	1	1	0	0	16		
21	Ashley, Brandon	g	3-7	0-0	0-0	2	5	7	2	6	1	4	0	0	22		
33	Jerrett, Grant	g	2-4	0-1	0-0	2	4	6	2	4	0	1	2	1	18		
52	Wiepking, Max	g	0-0	0-0	0-0	0	0	0	0	0	0	0	0	0	1		
	Team					0	2	2									
	Totals		29-51	9-17	14-20	12	32	44	21	81	13	16	5	2	200		

FG % 1st Half: 10-23 43.5% 2nd half: 19-28 67.9% Game: 29-51 56.9% Deadball Rebounds 2  
3FG % 1st Half: 4-9 44.4% 2nd half: 5-8 62.5% Game: 9-17 52.9%  
FT % 1st Half: 8-10 80.0% 2nd half: 6-10 60.0% Game: 14-20 70.0%

Officials: John Higgins, John Gaffney, Donnie Eppley  
Technical fouls: Belmont-None. Arizona-Hill, Solomon.  
Attendance: 14345  
2013 NCAA West Region Second-Round Game

Score by periods	1st	2nd	Total
------------------	-----	-----	-------





# NCAA TOURNAMENT

### Official Basketball Box Score -- Game Totals -- Final Statistics Arizona vs Ohio State 3/28/13 4:47 p.m. PT at Staples Center (Los Angeles, Calif.)

#### Arizona 70 • 27-8

#	Player	Total		3-Ptr		Rebounds			PF	TP	A	TO	Blk	Stl	Min
		FG-FGA	FG-FGA	FT-FTA	Off	Def	Tot								
44	Hill, Solomon	f	7-11	1-2	1-2	1	2	3	3	16	3	1	0	0	32
25	Tarczewski, Kaleb	c	1-1	0-0	2-2	1	1	2	3	4	0	2	1	0	16
02	Lyons, Mark	g	6-12	2-6	9-10	0	1	1	3	23	0	3	0	1	35
03	Parron, Kevin	g	2-8	1-5	2-2	2	5	7	2	7	2	1	0	1	29
13	Johnson, Nick	g	3-9	1-2	2-2	0	7	7	3	9	1	3	1	3	36
20	Mayes, Jordyn	g	0-2	0-1	0-0	1	0	1	3	0	0	0	0	0	10
21	Ashley, Brandon	g	2-4	0-0	0-0	1	1	2	1	4	1	0	0	1	18
33	Jerrett, Grant	g	2-5	1-2	2-2	1	4	5	2	7	0	0	0	0	24
Team						2	0	2			1				
Totals			23-52	6-18	18-20	9	21	30	20	70	7	11	2	6	200

FG % 1st Half: 12-24 50.0% 2nd half: 11-28 39.3% Game: 23-52 44.2%  
 3FG % 1st Half: 5-8 62.5% 2nd half: 1-10 10.0% Game: 6-18 33.3%  
 FT % 1st Half: 9-10 90.0% 2nd half: 9-10 90.0% Game: 18-20 90.0%

Deadball Rebounds 0,1

#### Ohio State 73 • 29-7

#	Player	Total		3-Ptr		Rebounds			PF	TP	A	TO	Blk	Stl	Min
		FG-FGA	FG-FGA	FT-FTA	Off	Def	Tot								
01	Thomas, Deshaun	f	7-14	3-6	3-4	0	1	1	2	20	0	2	0	0	40
12	Thompson, Sam	f	3-8	2-3	3-4	2	6	8	2	11	1	1	0	1	38
23	Williams, Amir	c	1-3	0-0	0-0	3	1	4	2	2	0	1	2	1	16
04	Craft, Aaron	g	3-9	0-0	7-9	0	5	5	4	13	5	2	0	1	33
32	Smith Jr., Lenzelle	g	2-7	0-1	2-2	3	5	8	1	6	2	0	1	1	35
03	Scott, Shannon	g	1-3	0-1	2-2	0	0	0	1	4	0	1	0	0	13
10	Ross, LaQuinton	g	5-8	2-2	5-5	0	1	1	2	17	0	1	0	0	18
30	Ravenel, Evan	g	0-0	0-0	0-0	0	2	2	4	0	1	0	0	0	7
Team						3	0	3							
Totals			22-52	7-13	22-26	11	21	32	18	73	9	8	3	4	200

FG % 1st Half: 12-30 40.0% 2nd half: 10-22 45.5% Game: 22-52 42.3%  
 3FG % 1st Half: 4-8 50.0% 2nd half: 3-5 60.0% Game: 7-13 53.8%  
 FT % 1st Half: 6-7 85.7% 2nd half: 16-19 84.2% Game: 22-26 84.6%

Deadball Rebounds 1,1

Officials: Les Jones, Ed Corbett, Brian O'Connell  
 Technical fouls: Arizona-None. Ohio State-None.  
 Attendance: 18232  
 2013 NCAA Men's D1 Basketball West Regional Semifinal

Score by periods	1st	2nd	Total
Arizona	38	32	70
Ohio State	34	39	73

	In	Off	2nd	Fast	Bench
Points	Paint	T/O	Chance	Break	
ARIZ	32	9	9	6	11
OHIOST	26	14	8	5	21

Last FG - ARIZ 2nd-00:21, OHIOST 2nd-00:02.  
 Largest lead - ARIZ by 11 1st-07:01, OHIOST by 10 2nd-11:02.

Score tied - 2 times.  
 Lead changed - 2 times.

### Official Basketball Box Score -- Game Totals -- Final Statistics Weber State vs Arizona 3/21/14 11:10 a.m. at Viejas Arena, San Diego, Calif.

#### Weber State 59 • 19-12

#	Player	Total		3-Ptr		Rebounds			PF	TP	A	TO	Blk	Stl	Min
		FG-FGA	FG-FGA	FT-FTA	Off	Def	Tot								
15	BERRY, Davion	f	5-20	4-8	10-10	1	1	2	3	24	2	2	1	1	39
21	BOLOMBOY, Joel	f	3-10	0-0	5-6	7	9	16	2	11	1	1	1	2	39
44	TRESNAK, Kyle	c	1-6	0-0	1-2	1	1	2	2	3	0	3	0	3	28
05	RICHARDSON, Jordan	g	2-7	1-5	1-1	0	1	1	2	6	4	0	0	0	32
30	SENGUIN, Jeremy	g	1-2	1-2	0-0	0	1	1	1	3	0	2	0	0	21
23	GITTENS, Richaud	g	4-6	1-1	3-4	0	2	2	4	12	0	2	0	2	27
25	FULTON, Byron	g	0-0	0-0	0-0	0	0	0	0	0	0	0	0	0	1
35	HILL, Kyndahl	g	0-1	0-1	0-0	0	2	2	3	0	0	0	0	0	10
45	HAJEK, James	g	0-1	0-0	0-0	0	0	0	0	0	0	0	1	0	3
Team						4	2	6							
Totals			16-53	7-17	20-23	13	19	32	17	59	7	10	3	8	200

FG % 1st Half: 6-24 25.0% 2nd half: 10-29 34.5% Game: 16-53 30.2%  
 3FG % 1st Half: 2-6 33.3% 2nd half: 5-11 45.5% Game: 7-17 41.2%  
 FT % 1st Half: 6-7 85.7% 2nd half: 14-16 87.5% Game: 20-23 87.0%

Deadball Rebounds 3,1

#### Arizona 68 • 31-4

#	Player	Total		3-Ptr		Rebounds			PF	TP	A	TO	Blk	Stl	Min
		FG-FGA	FG-FGA	FT-FTA	Off	Def	Tot								
11	Gordon, Aaron	f	7-11	1-1	1-4	3	5	8	4	16	3	3	5	0	34
35	Tarczewski, Kaleb	c	4-7	0-0	2-2	1	3	4	2	10	2	1	5	0	32
01	York, Gabe	g	3-6	2-4	1-2	0	4	4	3	9	3	1	0	1	30
04	McConnell, T.J.	g	0-4	0-2	0-1	0	4	4	2	0	4	2	0	0	33
13	Johnson, Nick	g	6-12	4-6	2-2	0	2	2	3	18	1	2	0	1	34
20	Mayes, Jordyn	g	0-0	0-0	0-0	0	0	0	1	0	1	1	0	0	7
23	Hollis-Jefferson, R.	g	5-5	0-0	3-5	0	4	4	3	13	1	2	2	2	22
24	Pitts, Elliott	g	1-2	0-1	0-0	1	0	1	1	2	0	0	0	0	7
31	Korcheck, Matt	g	0-0	0-0	0-0	0	1	1	1	0	0	0	0	0	1
Team						2	1	3							
Totals			26-47	7-14	9-16	7	24	31	20	68	15	12	12	4	200

FG % 1st Half: 13-26 50.0% 2nd half: 13-21 61.9% Game: 26-47 55.3%  
 3FG % 1st Half: 3-7 42.9% 2nd half: 4-7 57.1% Game: 7-14 50.0%  
 FT % 1st Half: 3-7 42.9% 2nd half: 6-9 66.7% Game: 9-16 56.3%

Deadball Rebounds 1

Officials: Mark Whitehead, Ron Groover, Anthony Jordan  
 Technical fouls: Weber State-None. Arizona-None.  
 Attendance: 1700  
 2014 NCAA Division I Men's Basketball Championship Second Round

Score by periods	1st	2nd	Total
Weber State	20	39	59
Arizona	32	36	68

	In	Off	2nd	Fast	Bench
Points	Paint	T/O	Chance	Break	
WEBER	14	17	16	8	12
ARIZ	34	14	11	10	15

Last FG - WEBER 2nd-00:26, ARIZ 2nd-01:23.  
 Largest lead - WEBER by 8 1st-14:09, ARIZ by 21 2nd-11:35.

Score tied - 0 times.  
 Lead changed - 3 times.

### Official Basketball Box Score -- Game Totals -- Final Statistics Gonzaga vs Arizona 3/23/14 6:40 p.m. at Viejas Arena, San Diego, Calif.

#### Gonzaga 61 • 29-7

#	Player	Total		3-Ptr		Rebounds			PF	TP	A	TO	Blk	Stl	Min
		FG-FGA	FG-FGA	FT-FTA	Off	Def	Tot								
35	DOWER, Sam	f	3-12	0-0	1-1	4	4	8	1	7	2	4	1	0	32
24	KARNOWSKI, Przemek	c	6-10	0-0	2-4	2	8	10	3	14	0	2	2	0	30
04	PANGOS, Kevin	g	4-9	4-9	0-0	3	3	3	1	12	0	4	0	0	31
05	BELL JR., Gary	g	0-5	0-3	0-0	1	2	3	1	0	1	3	0	0	31
11	STOCKTON, David	g	4-8	0-1	2-2	0	5	5	4	10	6	6	1	1	28
00	COLEMAN, Gerard	g	1-2	0-0	2-2	1	1	0	4	1	1	0	0	0	6
02	NUNEZ, Angel	g	0-2	0-0	2-2	0	1	1	0	2	0	0	0	0	6
03	DRANGINIS, Kyle	g	1-2	0-0	0-0	0	0	0	2	2	3	1	1	1	13
25	EDWARDS, Ryan	g	1-1	0-0	0-0	0	1	1	1	2	0	0	0	0	5
43	BARHAM, Drew	g	2-3	2-3	2-2	2	2	4	1	8	0	0	0	1	18
Team						1	2	3							
Totals			22-54	6-16	11-13	11	28	39	14	61	13	21	5	3	200

FG % 1st Half: 14-29 48.3% 2nd half: 8-25 32.0% Game: 22-54 40.7%  
 3FG % 1st Half: 3-7 42.9% 2nd half: 3-9 33.3% Game: 6-16 37.5%  
 FT % 1st Half: 3-5 60.0% 2nd half: 8-8 100.0% Game: 11-13 84.6%

Deadball Rebounds 0

#### Arizona 84 • 32-4

#	Player	Total		3-Ptr		Rebounds			PF	TP	A	TO	Blk	Stl	Min
		FG-FGA	FG-FGA	FT-FTA	Off	Def	Tot								
11	Gordon, Aaron	f	8-10	1-2	1-3	2	4	6	4	18	6	3	0	4	23
35	Tarczewski, Kaleb	c	3-8	0-0	0-0	2	3	5	3	6	0	1	0	0	27
04	York, Gabe	g	4-10	1-5	2-3	0	1	1	1	11	2	0	0	2	25
01	McConnell, T.J.	g	4-8	3-4	1-2	0	0	0	1	12	6	0	0	3	34
13	Johnson, Nick	g	7-17	2-4	1-2	0	5	2	17	5	1	4	3	3	34
20	Mayes, Jordyn	g	0-1	0-0	0-0	0	0	0	2	0	0	0	0	0	9
23	Hollis-Jefferson, R.	g	5-7	0-0	8-8	1	4	5	1	18	5	0	4	1	27



# NCAA TOURNAMENT

## Official Basketball Box Score -- Game Totals -- Final Statistics Wisconsin vs Arizona 3/29/14 5:49 pm at Anaheim, CA (Honda Center)

Wisconsin 64 • 30-7

##	Player	Total			3-Ptr			Rebounds			PF	TP	A	TO	Blk	Stl	Min
		FG-FGA	FG-FGA	FT-FTA	FG-FGA	FG-FGA	FT-FTA	Off	Def	Tot							
15	Dekker, Sam	f	2-5	1-2	2-2	1	7	8	0	7	2	1	0	0	0	35	
44	Kaminsky, Frank	f	11-20	3-5	3-4	7	4	11	3	28	1	1	0	0	37		
01	Brust, Ben	g	2-7	1-3	0-0	0	2	2	2	5	1	1	0	0	39		
12	Jackson, Traevon	g	4-14	0-3	2-2	0	3	3	1	10	5	2	0	0	40		
21	Gasser, Josh	g	1-5	0-3	3-4	1	4	5	3	5	1	2	0	1	38		
10	Hayes, Nigel	g	2-8	0-0	0-0	1	1	2	2	4	0	1	0	2	16		
13	Dukan, Duje	g	0-0	0-0	0-0	1	0	1	2	0	0	0	0	0	3		
24	Koenig, Bronson	g	2-2	1-1	0-0	0	2	2	1	5	1	0	0	0	17		
	Team					2	2	4	1								
	Totals		24-61	6-17	10-12	13	25	38	15	64	11	8	0	3	225		

FG % 1st Half: 10-28 35.7% 2nd half: 10-27 37.0% OT: 4-6 66.7% Game: 24-61 39.3% Deadball Rebounds 0  
 3FG % 1st Half: 2-8 25.0% 2nd half: 3-8 37.5% OT: 1-1 100.0% Game: 6-17 35.3%  
 FT % 1st Half: 3-4 75.0% 2nd half: 6-6 100.0% OT: 1-2 50.0% Game: 10-12 83.3%

Arizona 63 • 33-5

##	Player	Total			3-Ptr			Rebounds			PF	TP	A	TO	Blk	Stl	Min
		FG-FGA	FG-FGA	FT-FTA	FG-FGA	FG-FGA	FT-FTA	Off	Def	Tot							
11	Gordon, Aaron	f	3-11	1-2	1-2	6	12	18	1	8	2	1	2	1	39		
35	Tarczewski, Kaleb	c	5-8	0-0	2-3	2	2	4	2	12	0	2	1	0	32		
01	York, Gabe	g	0-2	0-0	1-2	0	2	2	2	1	0	0	0	0	29		
04	McConnell, T.J.	g	2-10	2-5	3-4	1	2	3	3	9	2	2	0	0	39		
13	Johnson, Nick	g	6-17	1-3	3-4	0	4	4	2	16	3	1	0	0	43		
20	Mayes, Jordin	g	2-2	0-0	0-0	1	0	1	2	4	0	1	0	0	5		
23	Hollis-Jefferson, R.	g	4-7	0-0	2-2	2	2	4	3	10	1	0	2	1	31		
24	Pitts, Elliott	g	1-2	1-2	0-0	1	1	2	2	3	0	0	0	0	7		
	Team					0	1	1									
	Totals		23-59	5-12	12-17	13	26	39	17	63	8	7	5	2	225		

FG % 1st Half: 9-23 39.1% 2nd half: 11-27 40.7% OT: 3-9 33.3% Game: 23-59 39.0% Deadball Rebounds 3  
 3FG % 1st Half: 2-5 40.0% 2nd half: 2-5 40.0% OT: 1-2 50.0% Game: 5-12 41.7%  
 FT % 1st Half: 8-11 72.7% 2nd half: 2-4 50.0% OT: 2-2 100.0% Game: 12-17 70.6%

Officials: Bryan Kersey, Tony Greene, Mike Eades  
Technical fouls: Wisconsin-TEAM, Arizona-None.  
Attendance: 17814  
2014 NCAA Division I Men's Basketball Championship West Regional

Score by periods	1st	2nd	OT	Total
Wisconsin	25	29	10	64
Arizona	28	26	9	63

	In	Off	2nd	Fast	Bench
Points	Paint	T/O	Chance	Break	
WIS	26	3	8	0	9
ARIZ	30	5	14	0	17

Last FG - WIS OT-01:08, ARIZ OT-00:58.  
Largest lead - WIS by 5 2nd-13:09, ARIZ by 8 1st-07:59.

Score tied - 7 times.  
Lead changed - 3 times.

## Official Basketball Box Score -- Game Totals -- Final Statistics Texas Southern vs Arizona 3/19/15 11:10 AM PT at Portland, Ore. (Moda Center)

Texas Southern 72 • 22-13

##	Player	Total			3-Ptr			Rebounds			PF	TP	A	TO	Blk	Stl	Min
		FG-FGA	FG-FGA	FT-FTA	FG-FGA	FG-FGA	FT-FTA	Off	Def	Tot							
02	Thomas,Chris	f	5-10	0-1	3-4	2	0	2	3	13	1	2	0	0	25		
11	Riley,Malcolm	f	3-9	0-2	2-4	2	2	4	5	8	0	0	1	1	31		
23	Carter,Jason	f	1-2	1-1	0-0	0	0	0	5	3	0	0	0	1	12		
01	Biggs,Deverell	g	4-7	1-1	1-2	0	4	4	1	10	0	2	0	2	30		
03	Gibbs,Madarious	g	6-11	0-0	3-5	0	0	0	3	15	3	3	0	1	40		
12	Collier,Tonnie	g	3-9	2-6	2-3	2	2	4	1	10	0	2	0	0	24		
15	Blanks,David	g	1-1	1-1	6-10	0	3	3	1	9	1	0	0	0	29		
33	Shepherd,Nick	g	1-2	0-0	2-2	0	0	0	0	4	0	0	2	0	9		
	Team					2	0	2									
	Totals		24-51	5-12	19-30	8	11	19	19	72	5	9	3	5	200		

FG % 1st Half: 12-29 41.4% 2nd half: 12-22 54.5% Game: 24-51 47.1% Deadball Rebounds 7  
 3FG % 1st Half: 2-7 28.6% 2nd half: 3-5 60.0% Game: 5-12 41.7%  
 FT % 1st Half: 7-13 53.8% 2nd half: 12-17 70.6% Game: 19-30 63.3%

Arizona 93 • 32-3

##	Player	Total			3-Ptr			Rebounds			PF	TP	A	TO	Blk	Stl	Min
		FG-FGA	FG-FGA	FT-FTA	FG-FGA	FG-FGA	FT-FTA	Off	Def	Tot							
05	Johnson, Stanley	f	8-11	4-5	2-2	0	5	5	1	22	2	2	1	2	29		
21	Ashley, Brandon	f	5-9	0-0	4-5	2	2	4	4	14	1	2	0	1	29		
23	Hollis-Jefferson, R.	f	7-9	0-1	9-10	4	6	10	4	23	1	1	0	0	24		
35	Tarczewski, Kaleb	c	3-4	0-0	7-8	2	1	3	3	13	3	2	1	0	20		
04	McConnell, T.J.	g	5-8	0-1	2-2	0	4	4	2	12	4	3	0	4	27		
00	Jackson-Cartwright	g	1-3	1-1	0-0	0	0	0	2	3	1	2	1	1	13		
01	York, Gabe	g	0-2	0-1	0-0	1	1	2	2	0	0	0	0	0	28		
14	Ristic, Dusan	g	2-2	0-0	0-0	1	1	2	1	4	0	0	0	0	7		
24	Pitts, Elliott	g	1-5	0-2	0-0	0	0	0	4	2	1	0	0	0	17		
31	Korcheck, Matt	g	0-0	0-0	0-0	0	1	1	0	0	0	0	0	0	6		
	Team					2	2	4									
	Totals		32-53	5-11	24-27	12	23	35	23	93	13	12	3	8	200		

FG % 1st Half: 20-29 69.0% 2nd half: 12-24 50.0% Game: 32-53 60.4% Deadball Rebounds 1  
 3FG % 1st Half: 2-5 40.0% 2nd half: 3-6 50.0% Game: 5-12 41.7%  
 FT % 1st Half: 12-12 100.0% 2nd half: 12-15 80.0% Game: 24-27 88.9%

Officials: Lamar Simpson, Terry Moore, Rodrick Dixon  
Technical fouls: Texas Southern-None, Arizona-None.  
Attendance: 13616  
NCAA Tournament Second Round - West Region

Score by periods	1st	2nd	Total
Texas Southern	33	39	72
Arizona	54	39	93

	In	Off	2nd	Fast	Bench
Points	Paint	T/O	Chance	Break	
TXSO	30	17	9	8	23
ARIZ	48	14	12	0	9

Last FG - TXSO 2nd-01:50, ARIZ 2nd-02:04.  
Largest lead - TXSO None, ARIZ by 27 2nd-14:25.

Score tied - 0 times.  
Lead changed - 0 times.

## Official Basketball Box Score -- Game Totals -- Final Statistics Ohio State vs Arizona 3/21/15 2:15 PM at Portland, Ore. (Moda Center)

Ohio State 58 • 24-11

##	Player	Total			3-Ptr			Rebounds			PF	TP	A	TO	Blk	Stl	Min
		FG-FGA	FG-FGA	FT-FTA	FG-FGA	FG-FGA	FT-FTA	Off	Def	Tot							
01	Tate, Jae'Sean	f	3-5	0-0	1-2	2	2	4	3	7	0	1	0	0	28		
12	Thompson, Sam	f	6-11	2-5	4-4	0	3	3	4	18	1	2	2	1	35		
23	Williams, Amir	c	1-2	0-0	2-2	0	4	4	2	4	1	1	1	0	24		
00	Russell, D'Angelo	g	3-19	1-7	2-2	0	7	7	2	9	6	1	0	0	37		
03	Scott, Shannon	g	3-6	1-3	3-4	0	1	1	4	10	1	4	0	1	34		
02	Loving, Marc	g	3-8	1-2	1-1	2	1	3	2	8	0	2	0	0	18		
15	Williams, Kam	g	0-0	0-0	0-0	0	0	0	0	0	0	0	0	0	9		
33	Bates-Diop, Keita	g	0-0	0-0	0-0	0	0	0	0	0	0	0	0	1	5		
55	McDonald, Trey	g	1-1	0-0	0-0	1	0	1	0	2	0	1	0	0	10		
	Team					2	1	3									
	Totals		20-52	5-17	13-15	7	19	26	17	58	9	12	3	4	200		

FG % 1st Half: 10-27 37.0% 2nd half: 10-25 40.0% Game: 20-52 38.5% Deadball Rebounds 2,3  
 3FG % 1st Half: 3-7 42.9% 2nd half: 6-14 42.9% Game: 5-17 29.4%  
 FT % 1st Half: 2-2 100.0% 2nd half: 11-13 84.6% Game: 13-15 86.7%

Arizona 73 • 33-3

##	Player	Total			3-Ptr			Rebounds			PF	TP	A	TO	Blk	Stl	Min
		FG-FGA	FG-FGA	FT-FTA	FG-FGA	FG-FGA	FT-FTA	Off	Def	Tot							
05	Johnson, Stanley	f	1-12	0-4	2-2	5	5	10	3	4	1	2	0	2	31		
21	Ashley, Brandon	f	3-8	0-0	1-2	5	1	2	5	7	1	2	1	0	19		
23	Hollis-Jefferson, R.	f	3-12	0-1	5-8	5	5	10	3	11	5	3	1	1	34		
35	Tarczewski, Kaleb	c	2-5	0-0	4-4	2	7	9	0	8	0	0	2	0	28		
04	McConnell, T.J.	g	8-13	1-3	2-2	3	3	6	1	19	6	1	0	5	39		
00	Jackson-Cartwright	g	0-1	0-0	0-0	1	0	1	0	0	0	0	0	0	2		
01	York, Gabe	g	5-9	5-9	4-4	0	2	2	0	19	1	0	0	0	29		
14	Ristic, Dusan	g	0-0	0-0	0-0	0	0	0	0	0	0	0	0	1	4		
24	Pitts, Elliott	g	1-3	1-2	2-2	0	1	1	1	5	0	0	0	0	14		
	Team					1	1	2									



# NCAA TOURNAMENT

## Official Basketball Box Score -- Game Totals -- Final Statistics Arizona vs Wisconsin 03/28/15 3:09 pm at Los Angeles, CA (Staples Center)

### Arizona 78 • 34-4

#	Player	Total		3-Ptr	Rebounds			PF	TP	A	TO	Blk	Stl	Min	
		FG-FGA	FG-FGA		FT-FTA	Off	Def								Tot
05	Johnson, Stanley	f	2-4	0-1	2-2	0	2	2	5	6	0	3	0	1	25
21	Ashley, Brandon	f	5-8	0-0	7-7	1	3	4	4	17	0	0	0	0	21
23	Hollis-Jefferson, R.	f	6-12	0-0	5-6	1	7	8	5	17	0	0	0	0	37
35	Tarczewski, Kaleb	c	3-5	0-0	5-5	0	2	2	4	11	1	1	1	0	25
04	McConnell, T.J.	g	4-8	0-2	6-6	0	0	0	1	14	5	3	0	2	38
00	Jackson-Cartwright	g	1-1	0-0	0-0	0	1	1	1	2	0	1	0	0	4
01	York, Gabe	g	3-5	2-3	3-4	0	2	2	1	11	1	2	0	2	33
14	Ristic, Dusan	g	0-0	0-0	0-0	0	1	1	0	0	0	0	0	0	0+
24	Pitts, Elliott	g	0-0	0-0	0-0	0	0	0	1	0	1	0	0	0	17
	Team					1	1	2							
	Totals		24-43	2-6	28-30	3	19	22	22	78	8	10	1	5	200

FG % 1st Half: 12-22 54.5% 2nd half: 12-21 57.1% Game: 24-43 55.8%  
3FG % 1st Half: 1-3 33.3% 2nd half: 1-3 33.3% Game: 2-6 33.3%  
FT % 1st Half: 8-8 100.0 2nd half: 20-22 90.9% Game: 28-30 93.3%

### Wisconsin 85 • 35-3

#	Player	Total		3-Ptr	Rebounds			PF	TP	A	TO	Blk	Stl	Min	
		FG-FGA	FG-FGA		FT-FTA	Off	Def								Tot
10	Hayes, Nigel	f	3-6	2-4	0-0	0	3	3	4	8	4	1	0	1	26
15	Dekker, Sam	f	8-11	5-6	6-7	1	4	5	2	27	1	1	0	0	37
44	Kaminsky, Frank	f	9-20	1-2	10-12	1	5	6	4	29	1	3	1	1	38
21	Gasser, Josh	g	3-4	2-3	2-4	0	2	2	3	10	2	0	0	2	36
24	Koenig, Bronson	g	1-1	1-1	3-4	0	1	1	4	6	3	2	0	0	33
03	Showalter, Zak	g	0-0	0-0	0-0	0	0	0	1	0	0	0	0	1	4
12	Jackson, Traevon	g	0-1	0-0	0-0	0	0	0	0	0	1	0	0	0	7
13	Dukan, Duje	g	1-2	1-2	2-4	0	1	1	3	5	0	0	0	0	18
30	Brown, Vitto	g	0-0	0-0	0-0	0	0	0	0	0	0	0	0	0	1
	Team					2	1	3			1				
	Totals		25-45	12-18	23-31	4	17	21	21	85	11	9	1	5	200

FG % 1st Half: 10-26 38.5% 2nd half: 15-19 78.9% Game: 25-45 55.6%  
3FG % 1st Half: 2-6 33.3% 2nd half: 10-12 83.3% Game: 12-18 66.7%  
FT % 1st Half: 8-11 72.7% 2nd half: 10-12 75.0% Game: 23-31 74.2%

Officials: Michael Stephens, Pat Adams, Mike Eades  
Technical fouls: Arizona-None. Wisconsin-None.  
Attendance: 19125  
NCAA West Regional - Elite Eight

Score by periods	1st	2nd	Total
Arizona	33	45	78
Wisconsin	30	55	85

Largest lead - ARIZ 2nd-00:10, WIS 2nd-00:17.  
Largest lead - ARIZ by 5 1st-00:16, WIS by 11 2nd-08:47.

Score tied - 4 times.  
Lead changed - 4 times.

## Official Basketball Box Score -- Game Totals -- Final Statistics Wichita State vs Arizona 03/17/16 9:39 pm at Providence, R.I. (Dunkin' Donuts Center)

### Wichita State 65 • 25-8

#	Player	Total		3-Ptr	Rebounds			PF	TP	A	TO	Blk	Stl	Min	
		FG-FGA	FG-FGA		FT-FTA	Off	Def								Tot
01	BROWN, Zach	f	1-3	0-2	0-0	0	0	0	1	2	0	0	0	0	21
24	MORRIS, Shaquille	f	3-7	0-0	1-2	2	5	7	4	7	0	1	2	0	17
03	WESSEL, Evan	g	0-1	0-1	0-0	1	1	2	1	0	0	0	0	0	12
23	VANLLEET, Fred	g	5-13	0-4	6-6	0	4	4	3	16	1	1	0	5	34
01	BAKER, Ron	g	6-13	1-6	0-0	1	4	5	0	13	6	1	0	1	32
00	KELLY, Rashard	g	0-2	0-1	2-4	0	2	2	2	2	0	0	1	1	22
14	SIMON, John Robert	g	0-0	0-0	0-0	0	0	0	0	0	0	0	0	0	0+
15	GRADY, Anton	g	2-5	0-0	0-0	0	0	0	4	4	0	0	0	0	9
20	NURGER, Rauno	g	0-1	0-1	1-2	1	1	2	3	1	0	1	0	0	13
21	WAMUKOTA, Bush	g	0-1	0-0	0-0	1	1	2	1	0	1	0	0	0	5
23	McDUFFIE, Markis	g	4-8	0-1	2-3	1	3	4	1	10	1	0	1	2	21
33	FRANKAMP, Conner	g	3-5	2-4	2-2	0	0	0	1	10	2	0	2	0	14
	Team					2	0	2							
	Totals		24-59	3-20	14-19	9	21	30	21	65	9	6	5	9	200

FG % 1st Half: 14-34 41.2% 2nd half: 10-25 40.0% Game: 24-59 40.7%  
3FG % 1st Half: 2-14 14.3% 2nd half: 1-6 16.7% Game: 3-20 15.0%  
FT % 1st Half: 1-2 50.0% 2nd half: 13-17 76.5% Game: 14-19 73.7%

### Arizona 55 • 25-9

#	Player	Total		3-Ptr	Rebounds			PF	TP	A	TO	Blk	Stl	Min	
		FG-FGA	FG-FGA		FT-FTA	Off	Def								Tot
12	Anderson, Ryan	f	4-8	0-0	0-0	0	11	11	2	8	1	2	0	1	31
35	Tarczewski, Kaleb	c	2-3	0-0	4-7	4	6	10	4	8	2	2	3	0	35
01	York, Gabe	g	3-9	2-7	2-2	0	1	1	4	10	0	2	0	0	34
05	Allen, Kadeem	g	4-7	1-1	2-3	0	6	6	4	11	2	7	0	1	31
11	Trier, Allonzo	g	4-12	2-6	0-0	1	1	2	4	10	1	4	0	0	27
00	Jackson-Cartwright	g	2-5	1-3	1-2	0	2	2	2	6	1	0	0	0	20
14	Ristic, Dusan	g	1-1	0-0	0-0	1	0	1	2	2	0	0	0	0	9
21	Comanche, Chance	g	0-1	0-0	0-0	0	1	1	0	0	0	0	0	0	6
23	Tollefsen, Mark	g	0-2	0-1	0-1	0	0	0	0	0	0	1	0	0	7
	Team					4	1	5	1						
	Totals		20-48	6-18	9-15	10	29	39	23	55	7	19	3	2	200

FG % 1st Half: 6-22 27.3% 2nd half: 14-26 53.8% Game: 20-48 41.7%  
3FG % 1st Half: 3-9 33.3% 2nd half: 3-9 33.3% Game: 6-18 33.3%  
FT % 1st Half: 4-7 57.1% 2nd half: 5-8 62.5% Game: 9-15 60.0%

Officials: Terry Wymer, Ray Natili, Dwayne Gladden, Roger Ayers  
Technical fouls: Wichita State-MORRIS, Shaquille. Arizona-Tarczewski, Kaleb;  
TEAM.  
Attendance: 11559  
NCAA First Round

Score by periods	1st	2nd	Total
Wichita State	31	34	65
Arizona	19	36	55

Largest lead - WS 2nd-04:39, ARIZ 2nd-00:17.  
Largest lead - WS by 24 2nd-12:28, ARIZ by 2 1st-19:35.

Score tied - 1 time.  
Lead changed - 3 times.

## Official Basketball Box Score -- Game Totals -- Final Statistics North Dakota vs Arizona 03/16/17 8:24 pm at Salt Lake City, Utah (Vivint Arena)

### North Dakota 82 • 22-10

#	Player	Total		3-Ptr	Rebounds			PF	TP	A	TO	Blk	Stl	Min	
		FG-FGA	FG-FGA		FT-FTA	Off	Def								Tot
32	AVANTS, Conner	f	0-5	0-0	0-0	0	2	2	3	0	1	0	1	19	
43	BERNSTINE, Dnick	f	8-12	0-0	4-7	5	10	15	2	20	4	1	1	1	38
00	CRANDALL, Geno	g	5-9	0-1	2-3	0	1	1	4	12	6	3	0	2	28
01	BALDWIN, Corey	g	4-9	4-9	0-0	0	1	1	5	12	1	0	0	1	23
21	HOOKER, Quinton	g	10-21	5-8	0-2	1	1	2	4	25	4	1	0	1	38
02	COLLINS, Josh	g	0-1	0-1	0-0	0	0	0	0	0	1	0	0	0	2
03	BROWN, Billy	g	0-0	0-0	0-0	0	0	0	0	0	0	0	0	0	6
05	SHANKS, Carson	g	2-3	0-0	1-2	0	2	2	4	5	1	0	1	0	19
15	SEALES, Cortez	g	1-6	0-1	1-2	1	0	1	1	3	0	0	0	0	19
20	BLAKE, Thomas	g	0-1	0-1	0-0	0	2	2	0	0	1	0	0	0	2
23	WALTER, Kienan	g	1-1	0-0	0-0	0	0	0	0	2	0	0	0	0	2
25	PEKAS, Devon	g	1-1	1-1	0-0	0	0	0	0	3	0	0	0	0	4
	Team					2	3	5							
	Totals		32-69	10-22	8-16	9	22	31	23	82	18	6	2	6	200

FG % 1st Half: 15-35 42.9% 2nd half: 17-34 50.0% Game: 32-69 46.4%  
3FG % 1st Half: 4-7 57.1% 2nd half: 6-15 40.0% Game: 10-22 45.5%  
FT % 1st Half: 3-7 42.9% 2nd half: 5-9 55.6% Game: 8-16 50.0%

### Arizona 100 • 31-4

#	Player	Total		3-Ptr	Rebounds			PF	TP	A	TO	Blk	Stl	Min	
		FG-FGA	FG-FGA		FT-FTA	Off	Def								Tot
10	Markkanen, Lauri	f	8-12	0-1	4-4	3	3	6	1	20	0	0	0	0	26
14	Ristic, Dusan	c	5-10	0-0	2-2	2	4	6	3	12	1	1	0	0	19
01	Alkins, Rawle	g	8-8	2-2	2-2	0	4	4	2	20	5	0	1	0	29
05	Allen, Kadeem	g	3-4	0-0	4-5	0	2	2	4	10	1	2	1	2	24
35	Trier, Allonzo	g	4-11	1-4	9-10	0	6	6	2	18	3	1	0	1	31
00	Jackson-Cartwright	g	3-4	1-2	1-2	0	5	5	3	8	4	2	0	0	24
02	Simmons, Kobi	g	2-3	0-0	0-0	0	1	1	0	4	0	0	1	0	14
21	Comanche, Chance	g	2-7	0-0	2-3	2	5	7	2	6	0	0	0	0	19
25	Pinder, Keanu	g	1-1	0-0	0-0	0	1	1	1	2	0	0	0	0	9
50	Trillo, Tyler	g	0-0	0-0	0-0	0	0	0	0	0	0	0	0	0	2
51	Cruz, Paulo	g	0-2	0-2	0-0	0	0	0	0	0	0	0	0	0	1
52	Jones, Kory	g	0-0	0-0	0-0	0	0	0	0	0	0	0	0	0	1
55	DesJardins, Jake	g	0-0	0-0	0-0	0	1	1	0	0	1	0	0	0	1
	Team					0	1	1							
	Totals		36-62	4-11	24-28	7	33	40	18	100	14	7	3	3	200

FG % 1st Half: 22-36 61.1% 2nd half: 14-26 53.8% Game: 36-62 58.1%  
3FG % 1st Half: 3-6 50.0% 2nd half: 1-5 20.0% Game: 4-11 36.4%  
FT % 1st Half: 6-9 66.7% 2nd half: 18-19 94.7% Game: 24-28 85.7%

Officials: Ron Groover, Antinio Petty, Kelly Pfeifer  
Technical fouls: North Dakota-None. Arizona-None.  
Attendance: 16341

Score by periods	1st	2nd	Total
North Dakota	37	45	82
Arizona	53	47	100



# NCAA TOURNAMENT

## Official Basketball Box Score -- Game Totals -- Final Statistics Xavier vs Arizona 03/23/17 7:43 PM at SAP Center (San Jose, Calif.)

Xavier 73 • 24-13

##	Player	Total		3-Ptr		Rebounds			PF	TP	A	TO	Blk	Stl	Min
		FG	FGA	FG	FGA	Off	Def	Tot							
00	JONES, Tyrrique	f	2-5	0-0	0-0	0	0	0	0	4	0	1	0	0	14
03	GOODIN, Quentin	g	1-5	0-1	0-0	0	2	2	3	2	6	3	1	0	39
05	BLUIETT, Trevon	g	9-17	3-8	4-4	0	2	2	3	25	2	3	1	0	36
11	BERNARD, Malcolm	g	5-6	3-3	2-3	3	3	6	2	15	0	0	0	0	29
55	MACURA, J.P.	g	5-11	0-2	4-5	3	4	7	3	14	5	1	0	0	38
22	GATES, Kaiser	g	1-3	0-2	1-1	0	3	3	0	3	1	0	0	0	19
35	GASTON, RaShid	g	1-1	0-0	0-0	0	0	0	2	2	0	0	0	1	4
54	O'MARA, Sean	g	4-5	0-0	0-3	0	4	4	1	8	0	0	0	1	21
Team					1		2		3						
Totals			28-53	6-16	11-16	7	20	27	14	73	14	8	1	3	200

FG % 1st Half: 13-26 50.0% 2nd half: 15-27 55.6% Game: 28-53 52.8%  
 3FG % 1st Half: 2-6 33.3% 2nd half: 4-10 40.0% Game: 6-16 37.5%  
 FT % 1st Half: 7-7 100.0 2nd half: 4-9 44.4% Game: 11-16 68.8%

Deadball Rebounds 2.1

Arizona 71 • 32-5

##	Player	Total		3-Ptr		Rebounds			PF	TP	A	TO	Blk	Stl	Min
		FG	FGA	FG	FGA	Off	Def	Tot							
10	Markkanen, Lauri	f	3-9	1-6	2-2	5	3	8	2	9	0	0	0	1	40-
14	Ristic, Dusan	c	7-10	0-0	3-3	2	2	4	4	17	1	2	1	1	23
01	Alkins, Rawle	g	2-7	0-3	0-0	1	2	3	1	4	2	1	0	0	31
05	Allen, Kadeem	g	3-7	2-3	0-0	0	4	4	3	8	3	2	0	0	25
35	Trier, Allonzo	g	8-19	3-10	0-0	1	8	9	3	19	3	1	0	0	37
00	Jackson-Cartwright	P	1-5	1-4	2-2	1	2	3	1	5	5	1	0	2	27
02	Simmons, Kobi	g	2-4	0-1	1-2	2	0	2	2	5	0	1	0	0	5
21	Comanche, Chance	g	1-1	0-0	2-2	2	0	2	0	4	0	0	0	0	8
25	Pinder, Keanu	g	0-0	0-0	0-0	0	0	0	2	0	0	0	0	0	4
Team					0		0		0						
Totals			27-62	7-27	10-11	14	21	35	18	71	14	8	1	4	200

FG % 1st Half: 14-34 41.2% 2nd half: 13-28 46.4% Game: 27-62 43.5%  
 3FG % 1st Half: 3-16 18.8% 2nd half: 4-11 36.4% Game: 7-27 25.9%  
 FT % 1st Half: 6-7 85.7% 2nd half: 4-4 100.0 Game: 10-11 90.9%

Deadball Rebounds 1

Officials: Terry Wymere, Pat Adams, DJ Carstensen  
 Technical fouls: Xavier-BLUIETT, Trevon. Arizona-Allen, Kadeem.  
 Attendance: 16884  
 2017 NCAA Men's Basketball Tournament West Regional Semifinal  
 No. 2 seed Arizona vs. No. 11 seed Xavier

Score by periods	1st	2nd	Total
Xavier	35	38	73
Arizona	37	34	71

## Official Basketball Box Score -- Game Totals -- Final Statistics Buffalo vs Arizona 03/15/18 7:40 pm at Boise, Idaho (Taco Bell Arena)

Buffalo 89 • 27-8

##	Player	Total		3-Ptr		Rebounds			PF	TP	A	TO	Blk	Stl	Min
		FG	FGA	FG	FGA	Off	Def	Tot							
34	SMART, Ikenna	f	2-3	0-0	0-0	0	4	4	2	4	0	0	0	0	13
02	HARRIS, Jeremy	g	10-20	3-9	0-0	1	6	7	2	23	1	2	0	1	33
04	JORDAN, Davonta	g	1-1	0-0	0-0	0	2	2	1	2	2	0	0	1	29
05	MASSINBURG, CJ	g	6-11	5-8	2-2	2	4	6	2	19	1	1	0	0	36
10	CLARK, Wes	g	10-14	3-5	2-2	2	2	4	0	25	7	3	2	1	34
00	REESE, James	g	0-0	0-0	0-0	0	0	0	1	0	0	0	0	0	1
01	MCRAE, Montell	g	1-1	1-1	0-0	0	0	0	0	3	0	0	0	0	8
03	GRAVES, Jayvon	g	0-1	0-0	0-0	0	1	1	2	0	0	0	0	0	7
20	MOULTRIE, Colby	g	0-1	0-1	0-0	0	0	0	0	0	0	0	0	0	1
21	JOHNSON, Dominic	g	0-0	0-0	0-0	0	0	0	0	0	0	0	0	0	1
22	CARUTHERS, Dontay	g	0-1	0-0	0-0	0	2	2	4	0	1	0	0	1	11
24	AGORIOGE, Gabe	g	0-0	0-0	0-0	0	0	0	0	0	0	0	0	0	1
33	PERKINS, Nick	g	4-9	3-6	2-3	2	2	4	1	13	1	2	0	0	24
41	BERTRAM, Brock	g	0-0	0-0	0-0	0	0	0	0	0	0	0	0	0	1
Team					0		2		2						
Totals			34-62	15-30	6-7	8	24	32	15	89	13	10	2	4	200

FG % 1st Half: 17-32 53.1% 2nd half: 17-30 56.7% Game: 34-62 54.8%  
 3FG % 1st Half: 6-16 37.5% 2nd half: 9-14 64.3% Game: 15-30 50.0%  
 FT % 1st Half: 0-0 0.0% 2nd half: 6-7 85.7% Game: 6-7 85.7%

Deadball Rebounds 1.2

Arizona 68 • 27-8

##	Player	Total		3-Ptr		Rebounds			PF	TP	A	TO	Blk	Stl	Min
		FG	FGA	FG	FGA	Off	Def	Tot							
13	Ayton, Deandre	f	6-13	0-2	2-5	5	8	13	0	14	1	1	1	1	38
14	Ristic, Dusan	c	7-8	0-1	2-2	2	2	4	4	16	1	2	1	0	26
00	Jackson-Cartwright,P	g	3-9	1-4	0-0	0	3	3	2	7	0	2	0	1	34
01	Alkins, Rawle	g	4-9	0-2	0-0	2	3	5	2	8	2	1	1	0	35
35	Trier, Allonzo	g	4-15	0-5	2-2	0	1	1	2	10	2	2	0	0	31
03	Smith, Dylan	g	0-1	0-1	0-0	0	0	0	0	0	0	1	0	0	4
05	Randolph, Brandon	g	1-2	1-1	0-0	0	1	1	0	3	1	0	0	0	9
11	Lee, Ira	g	1-1	0-0	2-2	0	1	1	0	4	0	0	0	0	1
24	Akoti, Emmanuel	g	0-3	0-2	0-0	0	0	0	0	0	0	0	0	0	9
25	Pinder, Keanu	g	3-3	0-0	0-0	2	0	2	1	6	1	0	0	1	13
Team					1		1		1						
Totals			29-64	2-18	8-11	12	19	31	11	68	13	9	3	4	200

FG % 1st Half: 16-34 47.1% 2nd half: 13-30 43.3% Game: 29-64 45.3%  
 3FG % 1st Half: 1-8 12.5% 2nd half: 1-10 10.0% Game: 2-18 11.1%  
 FT % 1st Half: 5-6 83.3% 2nd half: 3-5 60.0% Game: 8-11 72.7%

Deadball Rebounds 0.1

Officials: Greg Nixon, Gernu Pollard, Vlad Voyard-Tadal  
 Technical fouls: Buffalo-None. Arizona-None.  
 Attendance: 11673

Score by periods	1st	2nd	Total
Buffalo	40	49	89
Arizona	38	30	68

Last FG - UB 2nd-01:11, ARIZ 2nd-00:20.  
 Largest lead - UB by 25 2nd-01:11, ARIZ by 3 1st-04:15.  
 UB led for 34:43. ARIZ led for 03:17. Game was tied for 02:00.  
 Score tied - 4 times.  
 Lead changed - 16 times.



## Official Basketball Box Score - Final Wright St. at Arizona 03/18/22 Vegas Arena, San Diego 2021-22 Men's Basketball

Game Time: 4:27 PM  
Game Duration: 1:59

NO.	Name	Min	FG		3P		Rebounds			Fouls	TP	AS	TO	ST	Blocks	+/-	
			M.A	M.A	M.A	OR	DR	TOT									
00	Grant Basile	F	38:20	8:20	3:9	2:3	1	4	5	3	4	21	1	3	2	3	-20
12	AJ Braun	C	05:22	0-1	0-0	0-2	0	0	0	1	1	0	0	0	0	0	-10
1	Trey Calvin	G	38:21	6:19	2:4	2:3	0	1	1	3	2	16	4	2	2	0	-18
2	Tanner Holden	G	30:40	3:11	0-1	6-7	2	1	3	4	5	12	3	1	1	0	-21
24	Tim Finke	G	37:44	6:14	3:8	0-0	1	5	6	2	1	15	3	0	4	0	-18
4	Keaton Norris	G	35:35	1:3	1-2	0-0	0	5	5	1	2	3	2	0	1	0	-12
5	C.J. Wilbourn	G	02:02	0-0	0-0	0-0	0	0	0	0	0	0	0	0	0	0	-5
22	Andrew Welage	08:41	0-1	0-0	0-0	0-0	0	0	0	0	0	0	0	0	0	0	0
13	Riley Voss	01:05	0-0	0-0	0-0	0-0	1	1	0	0	0	0	0	0	0	0	3
20	Andy Neff	01:05	0-0	0-0	2-2	0-0	0	0	0	0	1	2	0	0	0	0	3
32	TJ Nagy	01:05	0-0	0-0	1-2	0-1	1	0	1	0	1	0	0	0	0	0	3
Team					3		0		3		0		0				
Totals			24:69	9:25	13:19	7	18	25	14	17	70	13	6	10	3	9	-17

Technical Fouls:NONE

NO.	Name	Min	FG		3P		Rebounds			Fouls	TP	AS	TO	ST	Blocks	+/-		
			M.A	M.A	M.A	OR	DR	TOT										
10	Azuolas Tubelis	F	19:47	6-8	0-1	1-2	0	5	5	3	2	13	0	3	2	0	0	22
35	Christian Koloko	C	30:26	7-10	0-0	3-4	5	8	13	2	2	17	6	2	0	5	0	24
0	Benedict Mathurin	G	33:10	7-18	4-10	0-0	0	5	5	1	2	18	0	4	0	0	1	19
4	Dalen Terry	G	35:38	6-8	2-2	2-2	2	5	7	2	3	16	4	2	1	1	0	15



# NCAA TOURNAMENT



Official Basketball Box Score - Final  
**Houston at Arizona**  
 03/24/22 AT&T Center, San Antonio, Texas  
 NCAA Division I Men's Basketball - Sweet 16

Game Time: 8:59 PM  
 Game Duration: 2:16  
 Attendance: 17,357

Officials: Terry Oglesby, Paul Steik, Marques Pettigrew

Houston - 72

Record: 32-5

NO.	Name	Min	FG		3P		FT		Rebounds		Fouls		TP	AS	TO	ST	Blocks		+/-													
			M-A	M-A	M-A	M-A	OR	DR	PF	FD	OR	DR					BS	BA														
25	Josh Carlton	F 27:32	5-6	0-0	0-2	5	2	7	3	4	10	0	1	1	1	1	9															
35	Fabian White Jr	F 25:41	2-6	0-3	0-1	1	4	5	4	1	4	1	1	0	2	0	4															
1	Jamal Shead	G 37:49	5-16	2-5	9-10	1	3	4	2	6	21	6	5	2	0	1	10															
4	Taze Moore	G 17:21	1-3	1-1	0-0	0	4	4	4	0	3	2	2	0	2	0	6															
11	Kyler Edwards	G 38:20	6-13	5-9	2-4	0	5	5	2	2	19	3	2	1	0	0	14															
3	Ramon Walker Jr.	G 26:30	2-3	1-2	0-0	0	3	3	2	3	5	0	0	1	1	0	6															
13	J'Wan Roberts	G 14:19	1-1	0-0	2-2	0	2	2	0	1	4	0	0	0	0	0	8															
32	Reggie Chaney	G 12:28	1-2	0-0	4-6	3	0	3	2	4	6	0	0	0	0	1	3															
Team							2		2		4		0		1																	
<b>Totals</b>			23:50		9:20		17:25		12		25		37		19		21		72		12		12		5		6		3		12	

Technical Fouls: NONE

Shooting By Period		
1st	FG%	13:29 44.8%
	3PT%	3:12 25.0%
	FT%	5:9 55.6%
2nd	FG%	10:21 47.6%
	3PT%	6:8 75.0%
	FT%	12:16 75%
GM	FG%	23:50 46.0%
	3PT%	9:20 45.0%
	FT%	17:25 68.0%

Dead Ball Rebounds: 3, 0

Arizona - 60

Record: 33-4

NO.	Name	Min	FG		3P		FT		Rebounds		Fouls		TP	AS	TO	ST	Blocks		+/-													
			M-A	M-A	M-A	M-A	OR	DR	PF	FD	OR	DR					BS	BA														
10	Azuolas Tubelis	F 22:17	0-8	0-1	2-2	2	3	5	1	4	2	1	4	2	0	3	-11															
35	Christian Koloko	C 31:25	2-6	0-0	6-8	0	4	4	2	4	10	2	1	2	2	0	-4															
0	Benedict Mathurin	G 37:09	4-14	2-7	5-8	2	2	4	4	7	15	3	1	0	0	1	-8															
4	Dalen Terry	G 38:21	6-9	2-3	3-4	4	2	6	2	2	17	3	3	0	1	0	-12															
25	Kerr Krisia	G 19:10	1-7	1-7	0-0	2	2	4	4	1	3	1	2	0	0	1	-6															
11	Oumar Ballo	G 09:35	1-3	0-0	0-0	0	0	0	3	0	2	0	1	1	0	1	-8															
5	Justin Kier	G 19:18	1-3	1-2	0-0	1	1	2	1	0	3	1	1	1	0	0	-5															
3	Pelle Larsson	G 22:45	3-4	1-2	1-1	2	4	6	4	1	8	1	1	1	1	0	0	-6														
Team							3		1		4		0		0																	
<b>Totals</b>			18:54		7:22		17:23		16		19		35		21		19		60		12		14		7		3		6		-12	

Technical Fouls: NONE

Shooting By Period		
1st	FG%	7:25 28.0%
	3PT%	4:11 36.4%
	FT%	10:14 71.4%
2nd	FG%	11:29 37.9%
	3PT%	3:11 27.3%
	FT%	7:9 77.8%
GM	FG%	18:54 33.3%
	3PT%	7:22 31.8%
	FT%	17:23 73.9%

Dead Ball Rebounds: 1, 1

	UH	UA
Biggest lead	12 (2nd 7:46)	0 (1st 20:00)
Best Scoring Run	7 (1st 14:02)	6 (1st 9:10)
Lead Changes	0	
Times Tied	0	
Time with Lead	39:26	00:00

Points from	UH	UA
Turnovers	24	6
Paint	26	18
Second Chance	19	13
Fast Breaks	12	9
Bench	15	13

Period by Period Scoring			
	1st	2nd	TOT
UH	34	38	72
UA	28	32	60



# PAC-12 TOURNAMENT

## Overall History (thru 3/10/22)

<b>Pac-12 Tournament Appearances</b> .....	24
<b>Tournament Championships</b> .....	7
<b>Championship Game Appearances</b> .....	11
<b>Pac-12 Tournament Record</b> .....	35-15 (.700)+
<b>Record In Lloyd Era</b> .....	1-0 (1.000)

(+Does not include vacated 2008 victory)

## Appearance Breakdown

**Pac-12 Tournament Appearances (24):**  
 1987, 1988, 1989, 1990, 2002, 2003, 2004, 2005, 2006, 2007, 2008\*, 2009, 2010, 2011, 2012, 2013, 2014, 2015, 2016, 2017, 2018, 2019, 2020, 2022  
 \*\*self-imposed ban for 2021 tournament\*\*

## Tournament Championships (7):

1988, 1989, 1990, 2002, 2015, 2017, 2018

## Championship Game Appearances (11):

1988, 1989, 1990, 2002, 2005, 2011, 2012, 2014, 2015, 2017, 2018  
*(The Pac-12 did not hold a tournament from 1991-2001)*

## Individual Honors

### Most Outstanding Player (9):

Brandon Ashley (2015), Deandre Ayton (2018), Jud Buechler (1990\*), Sean Elliott (1988, 1989), Matt Muehlebach (1990\*), Salim Stoudamire (2005), Allonzo Trier (2017), Luke Walton (2002)

\*Named Co-Most Outstanding Player

## All-Tournament Team Members (28):

Hassan Adams (2004), Brandon Ashley (2015), Deandre Ayton 2018, Jud Buechler (1989, 1990\*), Anthony Cook (1988, 1989), Sean Elliott (1988, 1989), Kyle Fogg (2012), Channing Frye (2005), Jason Gardner (2002) Aaron Gordon (2014), Solomon Hill (2012), Rondae Hollis-Jefferson (2015), Nick Johnson (2014), Stanley Johnson (2015), Steve Kerr (1988), Lauri Markkanen (2017), T.J. McConnell (2015), Matt Muehlebach (1990\*), Jesse Perry (2012), Dusan Ristic (2018), Salim Stoudamire (2002, 2005), Allonzo Trier (2017), Luke Walton (2002), Derrick Williams (2011)

## TEAM RECORDS

### MOST POINTS (GAME)

Rank	Points	Opponent	Date
1st	98	Oregon State	March 11, 1989
2nd	97	Stanford	March 12, 1988
3rd	94	UCLA	March 11, 1990
4th	93	Oregon State	March 13, 1988
5th	92	Colorado	March 9, 2017
	90	Oregon State	March 11, 2005
	90	California	March 8, 2002
8th	89	Oregon (OT)	March 11, 2016
	89	UCLA (OT)	March 13, 2003
10th	88	California	March 10, 2005
	88	California	March 11, 1988

### MOST POINTS ALLOWED (GAME)

Rank	Points	Opponent	Date
1st	96	UCLA (OT)	March 13, 2003
2nd	95	Oregon (OT)	March 11, 2016
3rd	90	Washington	March 12, 2004
4th	87	Oregon State	March 11, 1989
5th	81	Washington	March 12, 2005
6th	80	Stanford	March 10, 2022
	80	Oregon	March 11, 2017
8th	78	USC	March 13, 2019
	78	Colorado	March 9, 2017
	78	California	March 8, 2002
	78	UCLA	March 11, 1990
	78	Colorado	March 10, 2016

### MOST POINTS IN A FIRST HALF

Rank	Points	Opponent	Date
1st	59	*Oregon State	March 12, 2008
2nd	55	Stanford	March 12, 1988
3rd	52	Oregon State	March 11, 1989
4th	47	California	March 8, 2002
5th	46	UCLA	March 11, 1990
6th	44	Colorado	March 10, 2016
	44	California	March 11, 1988
8th	43	UCLA (OT)	March 13, 2003
	43	Stanford	March 12, 1989
10th	42	California	March 10, 2005
	42	Oregon State	March 13, 1988

### MOST POINTS ALLOWED (FIRST HALF)

Rank	Points	Opponent	Date
1st	44	Oregon (OT)	March 11, 2016
2nd	43	UCLA	March 15, 2014
3rd	42	Washington	March 12, 2004
4th	41	UCLA (OT)	March 13, 2003
5th	40	USC	March 13, 2019
6th	39	USC	March 9, 2002
	39	California	March 8, 2002
8th	38	Oregon State	March 11, 1989
9th	37	Stanford	March 10, 2022
	37	Colorado	March 9, 2017
	37	Oregon State	March 10, 2011
	37	UCLA	March 11, 2010

### FEWEST POINTS (GAME)

Rank	Points	Opponent	Date
1st	50	Oregon	March 8, 2007
2nd	51	Colorado	March 10, 2012
3rd	56	Arizona State	March 11, 2009
4th	59	UCLA	March 10, 2006
5th	62	Washington State	March 10, 1989
6th	63	Colorado	March 14, 2014
	63	Oregon	March 6, 1987
8th	64	UCLA	March 15, 2013
	64	Stanford	March 13, 2008
10th	65	USC	March 13, 2019

### FEWEST POINTS ALLOWED (GAME)

Rank	Points	Opponent	Date
1st	39	Utah	March 13, 2014
2nd	43	Colorado	March 14, 2014
3rd	51	California	March 12, 2015
	51	Stanford	March 12, 1989
5th	52	Oregon	March 14, 2015
6th	53	Colorado	March 10, 2012
7th	54	Washington State	March 10, 1989
8th	56	*Oregon State	March 12, 2008
	56	Arizona State	March 7, 2002
10th	57	USC	March 9, 1990

### FEWEST POINTS IN A FIRST HALF

Rank	Points	Opponent	Date
1st	18	Oregon	March 6, 1987
2nd	23	Oregon	March 8, 2007
3rd	26	UCLA (OT)	March 9, 2018
	26	UCLA	March 10, 2006
5th	27	UCLA	March 13, 2015
	27	Colorado	March 14, 2014
	27	Oregon State	March 9, 2012
8th	28	Colorado	March 10, 2012
	28	Washington State	March 10, 1989
10th	29	Oregon (OT)	March 11, 2016
	29	UCLA	March 8, 2012

### FEWEST POINTS ALLOWED (FIRST HALF)

Rank	Points	Opponent	Date
1st	13	Utah	March 13, 2014
2nd	20	Colorado	March 10, 2016
3rd	21	Oregon	March 14, 2015
	21	*Oregon State	March 12, 2008
5th	23	UCLA	March 8, 2012
	23	California	March 10, 2005
	23	Arizona State	March 7, 2002
	23	USC	March 9, 1990
9th	24	Colorado	March 14, 2014
10th	25	Washington State	March 10, 1989
	25	California	March 11, 1988

### LARGEST MARGIN OF VICTORY

Rank	Points	Opponent	Date
1st	32	Utah	March 13, 2014
2nd	31	*Oregon State	March 12, 2008
	31	Oregon State	March 11, 2005
4th	28	Oregon	March 14, 2015
5th	25	California	March 10, 2005
6th	24	California	March 11, 1988
7th	23	USC	March 9, 1990
8th	22	California	March 12, 2015
	22	Stanford	March 12, 1989
10th	20	Colorado	March 14, 2014

### LARGEST MARGIN OF DEFEAT

Rank	Points	Opponent	Date
1st	19	Oregon	March 8, 2007
2nd	13	USC	March 13, 2019
3rd	12	Arizona State	March 11, 2009
	12	UCLA	March 10, 2006
5th	11	Stanford	March 13, 2008
6th	9	Washington	March 12, 2005
	9	Oregon	March 6, 1987
8th	7	UCLA (OT)	March 13, 2003
9th	6	Oregon (OT)	March 11, 2016
	6	UCLA	March 11, 2010
10th	5	Washington	March 12, 2004

### LARGEST HALFTIME LEAD

Rank	Points	Opponent	Date
1st	38	*Oregon State	March 12, 2008
2nd	22	Stanford	March 12, 1988
3rd	21	Utah	March 13, 2014
4th	19	California	March 10, 2005
	19	California	March 11, 1988
6th	16	Stanford	March 12, 1989
7th	15	Oregon	March 14, 2015
8th	14	UCLA	March 11, 1990
	14	Oregon State	March 11, 1989
	14	Oregon State	March 13, 1988

### LARGEST HALFTIME DEFICIT

Rank	Points	Opponent	Date
1st	15	Oregon (OT)	March 11, 2016
2nd	11	Oregon	March 8, 2007
3rd	8	USC	March 9, 2002
	8	Oregon	March 6, 1987
5th	7	Oregon State	March 9, 2012
	7	UCLA	March 10, 2006
7th	4	UCLA (OT)	March 9, 2018
	4	UCLA	March 11, 2010
9th	3	USC	March 10, 2018
	3	UCLA	March 15, 2014

\*Indicates game vacated by NCAA



# PAC-12 TOURNAMENT

## MOST POINTS IN A SECOND HALF

Rank	Points	Opponent	Date
1st	54	Colorado	March 9, 2017
	51	Oregon State	March 13, 1988
3rd	50	Oregon State	March 11, 2005
	50	USC	March 9, 2002
5th	48	Colorado	March 8, 2018
	48	Oregon (OT)	March 11, 2016
	48	UCLA	March 11, 1990
7th	47	Stanford	March 10, 1990
	47	USC	March 9, 1990
10th	46	California	March 10, 2005
	46	Oregon State	March 11, 1989

## MOST POINTS ALLOWED (SECOND HALF)

Rank	Points	Opponent	Date
1st	58	Colorado	March 10, 2016
2nd	51	Oregon	March 11, 2017
3rd	50	Stanford	March 12, 1988
4th	49	Oregon State	March 11, 1989
5th	48	Washington	March 12, 2005
	48	Washington	March 12, 2004
7th	46	UCLA	March 11, 1990
	46	Oregon	March 6, 1987
9th	43	Stanford	March 10, 2022

## MOST REBOUNDS (GAME)

Rank	Rebs.	Opponent	Date
1st	56	USC	March 9, 1990
2nd	50	Oregon (OT)	March 11, 2016
	50	USC	March 11, 2004
4th	47	Arizona State	March 7, 2002
	47	UCLA	March 11, 1990
6th	46	Stanford	March 10, 1990
7th	44	UCLA (OT)	March 13, 2003
8th	42	USC	March 10, 2018
	42	UCLA (OT)	March 9, 2018
9th	41	Colorado	March 14, 2014
10th	39 (5x)	Last: USC	March 13, 2019

## HIGHEST FG PERCENTAGE (GAME)

Rank	FG%	Opponent	Date
1st	.672	Oregon State	March 11, 1989
2nd	.611	Stanford	March 12, 1988
3rd	.593	Oregon State	March 11, 2005
4th	.581	California	March 10, 2005
5th	.580	Oregon	March 11, 2017
6th	.579	California	March 8, 2002
7th	.556	Colorado	March 9, 2017
8th	.545	Oregon	March 14, 2015
9th	.544	*Oregon State	March 12, 2008
10th	.540	UCLA	March 11, 1990

## LOWEST FG PERCENTAGE (GAME)

Rank	FG%	Opponent	Date
1st	.349	UCLA	March 8, 2012
2nd	.350	Oregon	March 8, 2007
3rd	.355	Arizona State	March 12, 2009
4th	.364	Stanford	March 13, 2008
5th	.367	Colorado	March 10, 2012
6th	.368	Oregon	March 6, 1987
7th	.375	UCLA (OT)	March 13, 2003
8th	.390	Stanford	March 9, 2006
9th	.395	Oregon (OT)	March 11, 2016
10th	.397	Washington	March 11, 2020
	.397	USC	March 11, 2004

## FEWEST POINTS IN A SECOND HALF

Rank	Points	Opponent	Date
1st	22	Arizona State	March 12, 2009
2nd	23	Colorado	March 10, 2012
3rd	25	USC	March 13, 2019
4th	27	Oregon	March 8, 2007
5th	28	*Oregon State	March 12, 2008
6th	29	Stanford	March 13, 2008
7th	30	Stanford	March 12, 1989
8th	31	UCLA	March 15, 2014
	31	Washington	March 12, 2005
10th	33	Oregon (OT)	March 11, 2016

## FEWEST POINTS ALLOWED (SECOND HALF)

Rank	Points	Opponent	Date
1st	19	Colorado	March 14, 2014
2nd	23	Colorado	March 10, 2012
3rd	24	California	March 12, 2015
	24	Oregon State	March 11, 2005
	24	Stanford	March 12, 1989
6th	26	Utah	March 13, 2014
7th	27	Oregon State	March 9, 2012
8th	28	UCLA	March 9, 2018
	29	Washington State	March 10, 1989
9th	31	Oregon	March 14, 2015
	31	Stanford	March 10, 1990

## MOST DEFENSIVE REBOUNDS (GAME)

Rank	Rebs.	Opponent	Date
1st	37	USC	March 11, 2004
2nd	35	Arizona State	March 7, 2002
	35	USC	March 9, 1990
4th	32	UCLA (OT)	March 9, 2018
	32	California	March 12, 2015
	32	UCLA	March 8, 2012
7th	31	*Oregon State	March 12, 2008
8th	30	Utah	March 13, 2014
	30	UCLA	March 11, 1990
10th	29 (4x)	Last: USC	March 10, 2018

## HIGHEST 3FG PERCENTAGE (GAME)

Rank	3FG%	Opponent	Date
1st	.750	UCLA	March 11, 1990
2nd	.667	California	March 11, 1988
3rd	.600	UCLA	March 10, 2006
4th	.545	California	March 12, 2015
5th	.533	Stanford	March 12, 1989
6th	.529	*Oregon State	March 12, 2008
7th	.526	Colorado	March 9, 2017
8th	.524	Oregon State	March 10, 2011
9th	.500	UCLA	March 10, 2017
	.500	Colorado	March 10, 2016
	.500	Oregon State	March 9, 2012

## LOWEST 3FG PERCENTAGE (GAME)

Rank	3FG%	Opponent	Date
1st	.143	USC	March 9, 1990
2nd	.160	Oregon	March 6, 1987
3rd	.166	Washington State	March 10, 1989
4th	.167	Washington	March 12, 2004
5th	.188	Oregon	March 8, 2007
6th	.194	UCLA (OT)	March 13, 2003
7th	.200	Stanford	March 10, 1990
8th	.211	UCLA	March 11, 2010
9th	.227	USC	March 13, 2019
10th	.235	USC	March 10, 2018

## MOST/LEAST POINTS (OT PERIOD)

Rank	Points	Opponent	Date
1st	12	Oregon (OT)	March 11, 2016
2nd	11	UCLA (OT)	March 9, 2018
3rd	7	Washington (OT)	March 12, 2011
	7	UCLA (OT)	March 13, 2003

## MOST/LEAST POINTS ALLOWED (OT PERIOD)

Rank	Points	Opponent	Date
1st	18	Oregon (OT)	March 11, 2016
2nd	14	UCLA (OT)	March 13, 2003
3rd	9	Washington (OT)	March 12, 2011
4th	0	UCLA (OT)	March 9, 2018

## MOST OFFENSIVE REBOUNDS (GAME)

Rank	Rebs.	Opponent	Date
1st	27	Oregon (OT)	March 11, 2016
2nd	21	USC	March 9, 1990
3rd	19	UCLA (OT)	March 13, 2003
4th	18	Stanford	March 10, 1990
5th	17	UCLA	March 11, 1990
6th	16	Stanford	March 10, 2022
	16	UCLA	March 11, 2010
	16	Arizona State	March 12, 2009
9th	15	UCLA	March 13, 2015
10th	14	Oregon	March 8, 2007

## BEST FG DEF. PERCENTAGE (GAME)

Rank	D-FG%	Opponent	Date
1st	.255	Utah	March 13, 2014
2nd	.294	Colorado	March 14, 2014
3rd	.302	USC	March 9, 1990
4th	.328	*Oregon State	March 12, 2008
5th	.333	Stanford	March 10, 1990
6th	.342	Colorado	March 10, 2016
7th	.344	California	March 12, 2015
8th	.345	UCLA	March 11, 1990
9th	.348	Arizona State	March 7, 2002
10th	.363	USC	March 11, 2004

## WORST FG PCT DEF. (GAME)

Rank	D-FG%	Opponent	Date
1st	.678	Stanford	March 12, 1989
2nd	.542	Stanford	March 10, 2022
3rd	.532	UCLA	March 11, 2010
4th	.521	Arizona State	March 12, 2009
5th	.511	Oregon	March 6, 1987
6th	.509	Oregon State	March 10, 2011
7th	.508	California	March 8, 2002
8th	.500	UCLA	March 10, 2006
	.500	Stanford	March 9, 2006
10th	.492	Washington	March 12, 2004

\*Indicates game vacated by NCAA



# PAC-12 TOURNAMENT

## MOST 3FG'S MADE (GAME)

Rank	3FG's	Opponent	Date
1st	12	Oregon (OT)	March 11, 2016
2nd	11	Oregon State	March 10, 2011
3rd	10	UCLA	March 10, 2017
	10	Colorado	March 10, 2017
	10	USC	March 9, 2002
	10	California	March 11, 1988
7th	9	Stanford	March 10, 2022
	9	Washington	March 11, 2019
	9	UCLA	March 15, 2014
	9	Colorado	March 14, 2013
	9	Oregon State	March 9, 2012
	9	*Oregon State	March 12, 2008
	9	Washington	March 12, 2005

## FEWEST 3FG'S MADE (GAME)

Rank	3FG's	Opponent	Date
1st	1	Washington	March 12, 2004
2nd	2	Stanford	March 10, 1990
	2	Washington State	March 10, 1989
	2	USC	March 9, 1990
5th	3	Oregon	March 8, 2007
	3	UCLA	March 10, 2006
	3	Stanford	March 9, 2006
	3	Stanford	March 12, 1988
9th	4 (6x)	Last: USC	March 10, 2018

## MOST FT'S MADE (GAME)

Rank	FT's	Opponent	Date
1st	32	Colorado	March 10, 2016
2nd	31	UCLA	March 8, 2012
3rd	30	USC	March 9, 1990
4th	29	Stanford	March 10, 1990
5th	28	USC	March 11, 2004
	28	Stanford	March 12, 1988
	28	California	March 11, 1988
8th	26	Colorado	March 8, 2018
9th	25	Oregon State	March 13, 1988
10th	24	Stanford	March 9, 2006
	24	Washington	March 12, 2004

## FEWEST FT'S MADE (GAME)

Rank	FT's	Opponent	Date
1st	5	Oregon	March 8, 2007
2nd	6	UCLA	March 15, 2014
3rd	7	UCLA	March 15, 2013
	7	Arizona State	March 12, 2009
5th	9	Oregon State	March 10, 2011
	9	California	March 10, 2005
7th	10	UCLA	March 10, 2006
	10	Utah	March 13, 2014
	10	Colorado	March 10, 2012
10th	11 (4x)	Last: USC	March 10, 2018

## MOST ASSISTS (GAME)

Rank	Assists	Opponent	Date
1st	23	UCLA	March 11, 1990
	23	Oregon State	March 11, 1989
3rd	22	California	March 10, 2005
	22	Oregon State	March 13, 1988
5th	21	Stanford	March 10, 2022
6th	20	*Oregon State	March 12, 2008
	20	California	March 11, 1988
8th	19	UCLA (OT)	March 13, 2003
9th	18	Washington	March 11, 2020
10th	17 (5x)	Last: Colorado	March 9, 2017

## MOST 3FG'S ATTEMPTED (GAME)

Rank	3FGA's	Opponent	Date
1st	36	UCLA (OT)	March 13, 2003
2nd	27	Oregon (OT)	March 11, 2016
	27	Colorado	March 14, 2013
4th	25	Oregon	March 6, 1987
5th	24	Stanford	March 10, 2022
	24	Washington	March 11, 2020
	24	UCLA (OT)	March 9, 2018
8th	22	USC	March 13, 2019
	22	UCLA	March 15, 2014
	22	USC	March 9, 2002

## FEWEST 3FG'S ATTEMPTED (GAME)

Rank	3FGA's	Opponent	Date
1st	5	UCLA	March 10, 2006
2nd	6	Washington	March 12, 2004
3rd	7	Stanford	March 12, 1988
4th	8	UCLA	March 11, 1990
5th	10	Stanford	March 10, 1990
	10	Oregon State	March 11, 1989
	10	Washington State	March 10, 1989
8th	11	California	March 12, 2015
9th	12	Colorado	March 10, 2016
	12	Stanford	March 9, 2006
	12	California	March 8, 2002
	12	Washington State	March 10, 1989

## MOST FT'S ATTEMPTED (GAME)

Rank	FTA's	Opponent	Date
1st	44	Colorado	March 10, 2016
2nd	41	USC	March 9, 1990
3rd	40	California	March 11, 1988
4th	39	Stanford	March 10, 1990
5th	38	Colorado	March 8, 2018
6th	36	UCLA	March 8, 2012
	36	USC	March 11, 2004
8th	35	Stanford	March 12, 1988
9th	32	UCLA	March 10, 2017
10th	31	Arizona State	March 7, 2002

## FEWEST FT'S ATTEMPTED (GAME)

Rank	FTA's	Opponent	Date
1st	8	Arizona State	March 12, 2009
2nd	9	UCLA	March 15, 2013
	9	Oregon	March 8, 2007
3rd	12	UCLA	March 10, 2006
	12	Washington	March 12, 2005
5th	13	USC	March 10, 2018
	13	Oregon State	March 10, 2011
	13	California	March 10, 2005
8th	14	Utah	March 13, 2014
9th	16 (4x)	Last: UCLA	March 15, 2014

## MOST STEALS (GAME)

Rank	Steals	Opponent	Date
1st	13	Stanford	March 9, 2006
2nd	11	Colorado	March 9, 2018
	10	Washington	March 12, 2004
	10	UCLA (OT)	March 13, 2003
4th	9	Washington	March 11, 2020
	9	UCLA	March 10, 2017
	9	Oregon State	March 10, 2011
	9	Stanford	March 10, 1990
	9	Stanford	March 12, 1988
9th	8	Stanford	March 10, 2022
	8	California	March 12, 2015
	8	Stanford	March 12, 1989
	8	Oregon State	March 13, 1988

## MOST 3FG'S ALLOWED (GAME)

Rank	3FG's	Opponent	Date
1st	16	Colorado	March 11, 2022
2nd	12	Washington	March 12, 2004
3rd	11	Oregon	March 8, 2007
4th	10	UCLA (OT)	March 9, 2018
	10	Oregon (OT)	March 11, 2016
6th	9	Washington (OT)	March 12, 2011
7th	8	USC	March 13, 2019
	8	Colorado	March 9, 2017
	8	Arizona State	March 12, 2009
	8	Washington	March 12, 2005

## FEWEST 3FG'S ALLOWED (GAME)

Rank	3FG's	Opponent	Date
1st	0	Stanford	March 12, 1989
2nd	1	UCLA	March 15, 2013
	1	Stanford	March 10, 1990
4th	2	Utah	March 13, 2014
	2	UCLA	March 8, 2012
	2	*Stanford	March 13, 2008
	2	Oregon	March 6, 1987
8th	3	Washington	March 11, 2020

## HIGHEST FT PERCENTAGE (GAME)

Rank	FT%	Opponent	Date
1st	.960	Colorado	March 11, 2022
	.960	Washington	March 12, 2004
3rd	.944	Stanford	March 12, 1989
4th	.917	Washington	March 12, 2005
5th	.893	Oregon State	March 13, 1988
6th	.882	California	March 12, 2015
7th	.875	Colorado	March 14, 2013
	.875	Arizona State	March 12, 2009
9th	.864	USC	March 9, 2002
10th	.861	UCLA	March 8, 2012

## LOWEST FT PERCENTAGE (GAME)

Rank	FT%	Opponent	Date
1st	.375	UCLA	March 15, 2014
2nd	.556	Colorado	March 10, 2012
	.556	Oregon	March 8, 2007
4th	.625	UCLA	March 10, 2017
	.650	Oregon	March 14, 2015
6th	.667	Washington (OT)	March 12, 2011
7th	.677	Arizona State	March 7, 2002
8th	.680	Oregon (OT)	March 11, 2016
9th	.682	Oregon State	March 9, 2012
10th	.684	Stanford	March 10, 2022
	.684	Colorado	March 8, 2018

## MOST BLOCKS (GAME)

Rank	Blocks	Opponent	Date
1st	11	UCLA	March 12, 2022
	11	Colorado	March 10, 2016
3rd	8	UCLA	March 11, 1990
4th	7	Colorado	March 14, 2013
	7	Oregon	March 8, 2007
	7	USC	March 9, 1990
	7	Stanford	March 12, 1988
8th	6	USC	March 13, 2019
	6	California	March 12, 2015
	6	UCLA	March 8, 2012

\*Indicates game vacated by NCAA





# PAC-12 TOURNAMENT

## FEWEST ASSISTS (GAME)

Rank	Assists	Opponent	Date
1st	4	Arizona State	March 7, 2002
2nd	5	UCLA	March 10, 2006
3rd	6	Colorado	March 10, 2012
4th	7	UCLA	March 8, 2012
	7	Oregon	March 6, 1987
6th	8	Colorado	March 10, 2016
	8	UCLA	March 11, 2010
	8	Stanford	March 9, 2006
9th	9	UCLA (OT)	March 9, 2018
	10	Stanford	March 13, 2008
	10	Stanford	March 12, 1989

## FEWEST TURNOVERS (GAME)

Rank	TO's	Opponent	Date
1st	6	UCLA (OT)	March 9, 2018
2nd	7	Colorado	March 9, 2017
	7	UCLA	March 15, 2014
	7	Colorado	March 10, 2012
	7	Stanford	March 9, 2006
	7	Stanford	March 12, 1988
7th	8 (6x)	Last: Colorado	March 8, 2018

## PLAYER RECORDS

### MOST POINTS (GAME)

Rank	Points	Player/Opponent	Date
1st	37	Salim Stoudamire vs. Wash.	March 12, 2005
2nd	32	Deandre Ayton vs. USC	March 10, 2018
	32	Deandre Ayton vs. UCLA (OT)	March 9, 2018
	32	Sean Elliott vs. Stanford	March 12, 1988
5th	30	Hassan Adams vs. Washington	March 12, 2004
6th	29	Lauri Markkanen vs. UCLA	March 10, 2017
	29	Salim Stoudamire vs. USC	March 9, 2002
	29	Sean Elliott vs. Oregon State	March 11, 1989
9th	28	Sean Elliott vs. Oregon	March 6, 1987
10th	27	Benedict Mathurin vs. UCLA	March 12, 2022

### HIGHEST FG PERCENTAGE (GAME)

(Minimum 5 Made FG's)

Rank	FG%	Player/Opponent	Date
1st	1.000 (7-7)	Jordan Hill vs. Oregon State*	March 12, 2008
2nd	.917 (11-12)	Anthony Cook vs. Oregon St.	March 11, 1989
3rd	.909 (10-11)	Channing Frye vs. California	March 10, 2005
4th	.900 (9-10)	Salim Stoudamire vs. USC	March 9, 2002
5th	.875 (7-8)	Dusan Ristic vs. Colorado	March 9, 2017
	.875 (7-8)	Brandon Ashley vs. UCLA	March 15, 2013
	.875 (7-8)	Channing Frye vs. Oregon St.	March 11, 2005
	.875 (7-8)	Channing Frye vs. Washington	March 12, 2004
9th	.857 (6-7)	Jawann McClellan vs. Oregon St.	March 11, 2005
	.857 (6-7)	Anthony Cook vs. Stanford	March 12, 1988

### HIGHEST 3FG PERCENTAGE (GAME)

(Minimum 3 Made 3FG's)

Rank	FG%	Player/Opponent	Date
1st	1.000 (3-3)	Marcus Williams vs. ULCA	March 10, 2006
	1.000 (3-3)	Matt Muehlebach vs. ULCA	March 11, 1990
3rd	.833 (5-6)	D. Williams vs. Oregon St.	March 10, 2011
	.833 (5-6)	Salim Stoudamire vs. USC	March 9, 2002
5th	.800 (4-5)	Steve Kerr vs. California	March 11, 1988
6th	.750 (3-4)	Josh Green vs. Washington	March 11, 2020
	.750 (3-4)	Allonzo Trier vs. UCLA	March 10, 2017
	.750 (3-4)	Rawle Alkins vs. Colorado	March 9, 2017
	.750 (3-4)	Allonzo Trier vs. Colorado	March 10, 2016
	.750 (3-4)	Nic Wise vs. Oregon State	March 12, 2008
	.750 (3-4)	Sean Elliott vs. Stanford	March 12, 1989
	.750 (3-4)	Sean Elliott vs. Oregon State	March 13, 1988
	.750 (3-4)	Kenny Lofton vs. California	March 11, 1988

## FEWEST STEALS (GAME)

Rank	Steals	Opponent	Date
1st	0	Oregon	March 11, 2017
2nd	1	USC	March 9, 2002
3rd	2	UCLA	March 15, 2013
	2	Oregon	March 6, 1987
5th	3	USC	March 13, 2019
	3	USC	March 10, 2018
	3	Colorado	March 9, 2017
	3	Arizona State	March 12, 2009
	3	Oregon	March 8, 2007
10th	4 (8x)	Last: UCLA	March 12, 2022

## MOST TURNOVERS (GAME)

Rank	TO's	Opponent	Date
1st	22	USC	March 9, 1990
2nd	19	UCLA	March 8, 2012
3rd	18	Colorado	March 11, 2022
	18	Arizona State	March 7, 2002
5th	17	USC	March 11, 2004
6th	16	Oregon State	March 10, 2011
	16	UCLA	March 11, 1990
8th	15	Oregon (OT)	March 11, 2016
	15	Colorado	March 10, 2016
	15	UCLA	March 10, 2006
	15	Washington	March 12, 2004

### MOST FG'S MADE (GAME)

Rank	FG's	Player/Opponent	Date
1st	14	Deandre Ayton vs. USC	March 10, 2018
2nd	13	Deandre Ayton vs. UCLA (OT)	March 9, 2018
3rd	12	S. Stoudamire vs. Washington	March 12, 2005
	12	Hassan Adams vs. Washington	March 12, 2004
5th	11	Luke Walton vs. Arizona State	March 7, 2002
	11	Anthony Cook vs. Oregon State	March 11, 1989
7th	10	Christian Koloko vs. Stanford	March 10, 2022
	10	Lauri Markkanen vs. UCLA	March 10, 2017
	10	Channing Frye vs. California	March 10, 2005
	10	Channing Frye vs. UCLA	March 13, 2003

### MOST 3FG'S MADE (GAME)

Rank	3FG's	Player/Opponent	Date
1st	7	Gabe York vs. Oregon (OT)	March 11, 2016
	7	Salim Stoudamire vs. Wash.	March 12, 2005
3rd	5	Derrick Williams vs. Oregon St.	March 10, 2011
	5	Rick Anderson vs. UCLA (OT)	March 13, 2003
	5	Salim Stoudamire vs. USC	March 9, 2002
6th	4	Benedict Mathurin vs. Stanford	March 10, 2022
	4	Lauri Markkanen vs. UCLA	March 10, 2017
	4	Lauri Markkanen vs. Colorado	March 9, 2017
	4	Steve Kerr vs. California	March 11, 1988
10th	3 (22x)	Last: Josh Green vs. Wash.	March 11, 2020

### MOST FT'S MADE (GAME)

Rank	FTs	Player/Opponent	Date
1st	15	Sean Elliott vs. Stanford	March 12, 1988
2nd	13	Benedict Mathurin vs. UCLA	March 12, 2022
3rd	12	Jesse Perry vs. UCLA	March 8, 2012
	12	Solomon Hill vs. UCLA	March 8, 2012
	12	Jason Gardner vs. Arizona State	March 7, 2002
6th	11	Sean Elliott vs. Oregon State	March 13, 1988
7th	10	Allonzo Trier vs. Colorado	March 8, 2018
	10	Allonzo Trier vs. Oregon	March 11, 2017
	10	Hassan Adams vs. USC	March 11, 2004
	10	Sean Elliott vs. Oregon	Match 6, 1987

## FEWEST BLOCKS (GAME)

Rank	Blocks	Opponent	Date
1st	0	Arizona State	March 12, 2009
2nd	1	Oregon	March 14,
2015			
	1	USC	March 9, 2002
4th	2	Stanford	March 10, 2022
	2	USC	March 10, 2018
	2	UCLA	March 10, 2017
	2	Colorado	March 10, 2012
	2	Washington (OT)	March 12, 2011
	2	Oregon State	March 10, 2011
	2	UCLA	March 11, 2010
	2	Washington	March 12, 2005
	2	Oregon State	March 11, 2005
	2	California	March 8, 2002
	2	Arizona State	March 7, 2002
	2	Stanford	March 12, 1989
	2	Oregon State	March 11, 1989

### MOST FG'S ATTEMPTED (GAME)

Rank	FGA's	Player/Opponent	Date
1st	22	Lauri Markkanen vs. UCLA	March 10, 2017
	21	Jordan Hill vs. Arizona State	March 12, 2009
2nd	20	Deandre Ayton vs. USC	March 10, 2018
	20	Gabe York vs. Oregon (OT)	March 11, 2016
	20	Nick Johnson vs. UCLA	March 15, 2014
	20	Marcus Williams vs. Oregon	March 8, 2007
	20	Salim Stoudamire vs. Wash.	March 12, 2005
	20	Luke Walton vs. USC	March 9, 2002
8th	19	Marcus Williams vs. UCLA	March 10, 2006
	19	Hassan Adams vs. Washington	March 12, 2004
	19	Rick Anderson vs. UCLA (OT)	March 13, 2003

### MOST 3FG'S ATTEMPTED (GAME)

Rank	3FGA's	Player/Opponent	Date
1st	16	Gabe York vs. Oregon (OT)	March 11, 2016
2nd	13	Salim Stoudamire vs. Wash.	March 12, 2005
3rd	12	Jason Gardner vs. UCLA	March 13, 2003
	12	Kenny Lofton vs. Oregon	March 6, 1987
5th	10	Allonzo Trier vs. UCLA (OT)	March 0, 2018
	10	Lauri Markkanen vs. UCLA	March 10, 2017
	10	Rick Anderson vs. UCLA (OT)	March 13, 2003
8th	9	Kerr Kriisa vs. Stanford	March 10, 2022
	9	Benedict Mathurin vs. Stanford	March 10, 2022
	9	Mark Lyons vs. Colorado	March 14, 2013
	9	Chase Budinger vs. Arizona St.	March 12, 2009
	9	Jason Gardner vs. USC	March 9, 2002

### MOST FT'S ATTEMPTED (GAME)

Rank	FTA's	Player/Opponent	Date
1st	16	Sean Elliott vs. Stanford	March 12, 1988
2nd	15	Benedict Mathurin vs. UCLA	March 12, 2022
	15	Sean Elliott vs. Oregon	Match 6, 1987
4th	14	Solomon Hill vs. UCLA	March 8, 2012
5th	13	Derrick Williams vs. Washington	March 12, 2011
	13	Jesse Perry vs. UCLA	March 8, 2012
7th	12	Hassan Adams vs. USC	March 11, 2004
	12	Jason Gardner vs. Arizona State	March 7, 2002
	12	Sean Elliott vs. Oregon State	March 13, 1988
10th	11	Allonzo Trier vs. Oregon	March 11, 2017
	11	Sean Elliott vs. California	March 11, 1988
	11	Jason Gardner vs. California	March 8, 2002

\*Indicates game vacated by NCAA



# PAC-12 TOURNAMENT

## HIGHEST FT PERCENTAGE (GAME)

(Minimum 8 Made FT's)

Rank	FT%	Player/Opponent	Date
1st	1.000 (12-12)	Jason Gardner vs. ASU	March 7, 2002
	1.000 (10-10)	Allonzo Trier vs. Colorado	March 8, 2018
	1.000 (8-8)	Sean Elliott vs. Stanford	March 12, 1989
4th	.938 (15-16)	Sean Elliott vs. Stanford	March 12, 1988
5th	.923 (12-13)	Jesse Perry vs. UCLA	March 8, 2012
6th	.916 (11-12)	Sean Elliott vs. Oregon State	March 11, 1989
7th	.909 (10-11)	Allonzo Trier vs. Oregon	March 11, 2017
8th	.900 (9-10)	Ryan Anderson vs. Colorado	March 10, 2016
	.900 (9-10)	Jerryd Bayless vs. Stanford	March 13, 2008
	.900 (9-10)	Ivan Radenovic vs. Stanford	March 19, 2006

## MOST REBOUNDS (GAME)

Rank	Rebs	Player/Opponent	Date
1st	18	Deandre Ayton vs. USC	March 10, 2018
2nd	14	Deandre Ayton vs. UCLA (OT)	March 9, 2018
	14	Jordan Hill vs. Oregon	March 8, 2007
	14	Hassan Adams vs. USC	March 11, 2004
	14	Rick Anderson vs. Arizona State	March 7, 2002
6th	13	Kaleb Tarczewski vs. UCLA	March 15, 2013
	13	Jordan Hill vs. Arizona State	March 12, 2009
	13	Brian Williams vs. UCLA	March 11, 1990
	13	Tom Tolbert vs. Oregon State	March 13, 1988
10th	12 (5x)	Last: K.Tarczewski vs. Oregon (OT)	March 11, 2016

## MOST BLOCKS (GAME)

Rank	Blks	Player/Opponent	Date
1st	6	Oumar Ballo vs. UCLA	March 12, 2022
2nd	4	Christian Koloko vs. UCLA	March 12, 2022
	4	Grant Jerrett vs. Colorado	March 14, 2013
	4	Nick Johnson vs. UCLA	March 8, 2012
	4	Sean Rooks vs. UCLA	March 11, 1990
	4	Sean Rooks vs. USC	March 9, 1990
7th	3 (11x)	Last: Dylan Smith vs. USC	March 13, 2019

## FRESHMEN RECORDS

### MOST POINTS (GAME)

Rank	Points	Player/Opponent	Date
1st	32	Deandre Ayton vs. USC	March 10, 2018
	32	Deandre Ayton vs. UCLA (OT)	March 9, 2018
3rd	29	Lauri Markkanen vs. UCLA	March 10, 2017
	29	Salim Stoudamire vs. USC	March 9, 2002
5th	25	Marcus Williams vs. UCLA	March 10, 2006
6th	23	Allonzo Trier vs. Colorado	March 10, 2016
7th	20	Lauri Markkanen vs. Colorado	March 9, 2017
8th	19	Stanley Johnson vs. California	March 12, 2015
9th	18	Jerryd Bayless vs. Stanford	March 13, 2008
10th	16	Allonzo Trier vs. Oregon (OT)	March 11, 2016
	16	Mustafa Shakur vs. USC	March 11, 2004

### HIGHEST FG PERCENTAGE (GAME)

(Minimum 5 Made FG's)

Rank	FG%	Player/Opponent	Date
1st	.900 (9-10)	Salim Stoudamire vs. USC	March 9, 2002
2nd	.875 (7-8)	Brandon Ashley vs. UCLA	March 15, 2013
3rd	.857 (6-7)	Juwann McClellan vs. Oregon St.	March 11, 2005
4th	.813 (13-16)	Deandre Ayton vs. UCLA (OT)	March 9, 2018
5th	.750 (6-8)	Juwann McClellan vs. California	March 10, 2005
6th	.700 (14-20)	Deandre Ayton vs. USC	March 10, 2018
7th	.636 (7-11)	Jordan Hill vs. Oregon	March 8, 2007
8th	.625 (5-8)	Rawle Alkins vs. Colorado	March 9, 2017
9th	.571 (8-14)	Stanley Johnson vs. California	March 12, 2015
10th	.556 (5-9)	Lauri Markkanen vs. Colorado	March 9, 2017
	.556 (5-9)	Ed Stokes vs. Stanford	March 10, 1990

\*Indicates game vacated by NCAA

## MOST OFFENSIVE REBOUNDS (GAME)

Rank	ORebs	Player/Opponent	Date
1st	8	Deandre Ayton vs. USC	March 10, 2018
	8	Jordan Hill vs. Arizona State	March 12, 2009
	8	Ed Stokes vs. USC	March 9, 1990
4th	7	Rick Anderson vs. UCLA (OT)	March 13, 2003
	7	Ed Stokes vs. Stanford	March 10, 1990
6th	6	Christian Koloko vs. Stanford	March 10, 2022
	6	Jordan Hill vs. Oregon	March 8, 2007
	6	Hassan Adams vs. USC	March 11, 2004
	6	Anthony Cook vs. Washington St.	March 10, 1989
10th	5 (7x)	Last: R. Hollis-Jefferson vs. UCLA	March 13, 2015

## MOST ASSISTS (GAME)

Rank	Assts	Player/Opponent	Date
1st	12	Matt Othick vs. UCLA	March 11, 1990
2nd	11	T.J. McConnell vs. UCLA	March 13, 2015
3rd	10	Matt Muehlebach vs. USC	March 9, 1990
4th	8	Aaron Gordon vs. UCLA	March 15, 2014
	8	Nic Wise vs. Oregon State*	March 12, 2008
	8	Mustafa Shakur vs. California	March 10, 2005
	8	Luke Walton vs. USC	March 9, 2002
8th	7	Benedict Mathurin vs. UCLA	March 12, 2022
	7	Dalen Terry vs. UCLA	March 12, 2022
	7	P. Jackson-Cartwright vs. Colorado	March 9, 2017
	7	Luke Walton vs. UCLA (OT)	March 13, 2003
	7	Matt Muehlebach vs. Oregon St.	March 11, 1989

## MOST DEFENSIVE REBOUNDS (GAME)

Rank	DRebs	Player/Opponent	Date
1st	11	Jesse Perry vs. UCLA	March 8, 2012
2nd	10	Deandre Ayton vs. USC	March 10, 2018
	10	Deandre Ayton vs. UCLA (OT)	March 9, 2018
	10	Rick Anderson vs. Arizona State	March 7, 2002
	10	Matt Muehlebach vs. USC	March 9, 1990
	10	Tom Tolbert vs. Oregon State	March 13, 1988
7th	9	Azuolas Tubelis vs. Colorado	March 11, 2022
	9	Dusan Ristic vs. Colorado	March 8, 2018
	9	Kaleb Tarczewski vs. Oregon (OT)	March 11, 201
	9	Kaleb Tarczewski vs. Colorado	March 10, 2016
	9	Kaleb Tarczewski vs. UCLA	March 15, 2013
	9	Solomon Hill vs. UCLA	March 8, 2012

### MOST FG'S MADE (GAME)

Rank	FG's	Player/Opponent	Date
1st	14	Deandre Ayton vs. USC	March 10, 2018
2nd	13	Deandre Ayton vs. UCLA (OT)	March 9, 2018
3rd	10	Lauri Markkanen vs. UCLA	March 10, 2017
4th	9	Marcus Williams vs. UCLA	March 10, 2006
	9	Salim Stoudamire vs. USC	March 9, 2002
6th	8	Stanley Johnson vs. California	March 12, 2015
7th	7	Brandon Ashley vs. UCLA	March 15, 2013
	7	Jordan Hill vs. Oregon	March 8, 2007
9th	6	Allonzo Trier vs. Colorado	March 10, 2016
	6	Stanley Johnson vs. Oregon	March 14, 2015
	6	J. McClellan vs. Oregon State	March 11, 2005
	6	J. McClellan vs. California	March 10, 2005

### MOST 3FG'S MADE (GAME)

Rank	3FG's	Player/Opponent	Date
1st	5	Salim Stoudamire vs. USC	March 9, 2002
2nd	4	Lauri Markkanen vs. UCLA	March 10, 2017
	4	Lauri Markkanen vs. Colorado	March 9, 2017
4th	3	Josh Green vs. Washington	March 11, 2020
	3	Rawle Alkins vs. Colorado	March 9, 2017
	3	Allonzo Trier vs. Colorado	March 10, 2016
	3	Stanley Johnson vs. UCLA	March 13, 2015
	3	Stanley Johnson vs. California	March 12, 2015
	3	Marcus Williams vs. UCLA	March 10, 2006
10th	2 (12x)	Last: Adama Bal vs. UCLA	March 12, 2022

## MOST STEALS (GAME)

Rank	Stls	Player/Opponent	Date
1st	5	Nic Wise vs. Oregon State*	March 12, 2008
	5	Chris Rodgers vs. Stanford	March 9, 2006
	5	Hassan Adams vs. Washington	March 12, 2004
	5	Kenny Lofton vs. Oregon State	March 13, 1988
5th	4	Nico Mannion vs. Washington	March 11, 2020
	4	Rawle Alkins vs. Colorado	March 8, 2018
	4	Marcus Williams vs. Stanford	March 9, 2006
	4	Luke Walton vs. California	March 8, 2002
	4	Jud Buechler vs. Stanford	March 10, 1990
	4	Matt Othick vs. Stanford	March 10, 1990
	4	Matt Muehlebach vs. UCLA	March 11, 1990
	4	Kenny Lofton vs. Stanford	March 12, 1989

## MOST POINTS AGAINST UA (GAME)

Rank	Pts	Player/Opponent	Date
1st	31	Derrick White - Colorado	March 9, 2017
2nd	29	Isaiah Stewart - Washington	March 11, 2020
	29	Anthony Taylor - Oregon	March 6, 1987
4th	28	Spencer Jones - Stanford	March 10, 2022
	28	I. Thomas - Washington (OT)	March 12, 2011
	28	Travis Wilson - UCLA	March 11, 1990
7th	27	James Harden - Arizona State	March 12, 2009
8th	26	Keith Smith - California	March 11, 1988
9th	25	Dillon Brooks - Oregon	March 11, 2017
	25	Joe Shipp - California	March 8, 2002
	25	Adam Keefe - Stanford	March 10, 1990
	25	Gary Payton - Oregon State	March 11, 1989

### MOST FG'S ATTEMPTED (GAME)

Rank	FGA's	Player/Opponent	Date
1st	22	Lauri Markkanen vs. UCLA	March 10, 2017
2nd	20	Deandre Ayton vs. USC	March 10, 2018
3rd	19	Marcus Williams vs. UCLA	March 10, 2006
4th	16	Deandre Ayton vs. UCLA (OT)	March 9, 2018
	16	Marcus Williams vs. Stanford	March 9, 2006
6th	15	Derrick Williams vs. UCLA	March 11, 2010
7th	14	Stanley Johnson vs. UCLA	March 13, 2015
	14	Stanley Johnson vs. California	March 12, 2015
	14	Jerryd Bayless vs. Stanford	March 13, 2008
10th	13	Stanley Johnson vs. Oregon	March 14, 2015
	13	J. Bayless vs. Oregon State*	March 12, 2008

### MOST 3FG'S ATTEMPTED (GAME)

Rank	3FGA's	Player/Opponent	Date
1st	10	Lauri Markkanen vs. UCLA	March 10, 2017
	7	Lauri Markkanen vs. Colorado	March 9, 2017
3rd	6	Stanley Johnson vs. UCLA	March 13, 2015
	6	Salim Stoudamire vs. USC	March 9, 2002
5th	5	Nico Mannion vs. Washington	March 11, 2020
	5	Allonzo Trier vs. Oregon (OT)	March 11, 2016
	5	Stanley Johnson vs. California	March 12, 2015
	5	Chase Budinger vs. Oregon	March 8, 2007
9th	4	Josh Green vs. Washington	March 11, 2020
	4	Brandon Williams vs. USC	March 13, 2019
	4	Rawle Alkins vs. Oregon	March 11, 2017
	4	Rawle Alkins vs. Colorado	March 9, 2017
	4	Allonzo Trier vs. Colorado	March 10, 2016
	4	Grant Jerrett vs. Colorado	March 14, 2013
	4	Nick Johnson vs. Oregon State	March 9, 2012
	4	Jerryd Bayless vs. Oregon St.*	March 12, 2008
	4	Salim Stoudamire vs. ASU	March 7, 2002



# PAC-12 TOURNAMENT

## FRESHMEN RECORDS (CONT.)

### HIGHEST 3FG PERCENTAGE (GAME)

(Minimum 2 Made 3FG's)

Rank	FG%	Player/Opponent	Date
1st	1.000 (2-2)	Adama Bal vs. UCLA	March 12, 2022
	1.000 (2-2)	Jordin Mayes vs. Washington (OT)	March 12, 2011
	1.000 (3-3)	Marcus Williams vs. UCLA	March 10, 2006
	1.000 (2-2)	Juwann McClellan vs. California	March 10, 2005
	1.000 (2-2)	Matt Othick vs. Stanford	March 12, 1989
6th	.833 (5-6)	Salim Stoudamire vs. USC	March 9, 2002
7th	.750 (3-4)	Josh Green vs. Washington	March 11, 2020
	.750 (3-4)	Rawle Alkins vs. Colorado	March 9, 2017
	.750 (3-4)	Allonzo Trier vs. Colorado	March 10, 2016
10th	.667 (2-3)	Grant Jerrett vs. UCLA	March 15, 2013
	.667 (2-3)	Jordin Mayes vs. USC	March 11, 2011
	.667 (2-3)	Marcus Williams vs. Stanford	March 9, 2006
	.667 (2-3)	Juwann McClellan vs. Oregon St.	March 11, 2005

### HIGHEST FT PERCENTAGE (GAME)

(Minimum 4 Made FT's)

Rank	FT%	Player/Opponent	Date
1st	1.000 (4-4)	Deandre Ayton vs. USC	March 10, 2018
	1.000 (4-4)	R. Hollis-Jefferson vs. Colorado	March 14, 2014
	1.000 (4-4)	Derrick Williams vs. UCLA	March 11, 2010
	1.000 (4-4)	Jerryd Bayless vs. Oregon St.	March 12, 2008
	1.000 (4-4)	Marcus Williams vs. UCLA	March 10, 2006
	1.000 (6-6)	Salim Stoudamire vs. USC	March 9, 2002
7th	.900 (9-10)	Jerryd Bayless vs. Stanford	March 13, 2008
8th	.889 (8-9)	Brandon Williams vs. USC	March 13, 2019
	.889 (8-9)	Allonzo Trier vs. Colorado	March 10, 2016
10th	.857 (6-7)	Josh Green vs. Washington	March 11, 2020
	.857 (6-7)	Lauri Markkanen vs. Colorado	March 9, 2017

### MOST REBOUNDS (GAME)

Rank	Rebs	Player/Opponent	Date
1st	18	Deandre Ayton vs. USC	March 10, 2018
2nd	14	Deandre Ayton vs. UCLA (OT)	March 9, 2018
	14	Jordan Hill vs. Oregon	March 8, 2007
4th	13	Kaleb Tarczewski vs. UCLA	March 15, 2013
5th	12	Ed Stokes vs. USC	March 9, 1990
6th	9	Zeke Nnaji vs. Washington	March 11, 2020
	9	Stanley Johnson vs. UCLA	March 13, 2015
	9	Aaron Gordon vs. Colorado	March 14, 2014
	9	Ed Stokes vs. Stanford	March 10, 1990
10th	8	Aaron Gordon vs. UCLA	March 15, 2014
	8	R. Hollis-Jefferson vs. Colorado	March 14, 2014
	8	Rondae Hollis-Jefferson vs. Utah	March 13, 2014
	8	Derrick Williams vs. UCLA	March 11, 2010
	8	Dennis Latimore vs. USC	March 9, 2002

### MOST BLOCKS (GAME)

Rank	Blks	Player/Opponent	Date
1st	4	Grant Jerrett vs. Colorado	March 14, 2013
	4	Nick Johnson vs. UCLA	March 8, 2012
3rd	3	Deandre Ayton vs. Colorado	March 8, 2018
	3	Aaron Gordon vs. Colorado	March 14, 2014
	3	Angelo Chol vs. Oregon State	March 9, 2012
	3	Ed Stokes vs. Stanford	March 10, 1990
	3	Ed Stokes vs. UCLA	March 11, 1990
7th	2 (11x)	Last: C. Koloko vs. Wash.	March 11, 2020

### MOST FT'S MADE (GAME)

Rank	FTs	Player/Opponent	Date
1st	9	Jerryd Bayless vs. Stanford	March 13, 2008
2nd	8	Brandon Williams vs. USC	March 13, 2019
	8	Allonzo Trier vs. Colorado	March 10, 2016
4th	7	Mustafa Shakur vs. USC	March 11, 2004
5th	6	Josh Green vs. Washington	March 11, 2020
	6	Lauri Markkanen vs. Colorado	March 9, 2017
	6	Salim Stoudamire vs. USC	March 9, 2002
8th	5	Zeke Nnaji vs. Washington	March 11, 2020
	5	Deandre Ayton vs. UCLA (OT)	March 9, 2018
	5	Lauri Markkanen vs. UCLA	March 10, 2017
	5	Ed Stokes vs. Stanford	March 10, 1990
	5	Casey Schmidt vs. USC	March 9, 1990

### MOST FT'S ATTEMPTED (GAME)

Rank	FTA's	Player/Opponent	Date
1st	10	Jerryd Bayless vs. Stanford	March 13, 2008
	10	Ed Stokes vs. Stanford	March 10, 1990
3rd	9	Brandon Williams vs. USC	March 13, 2019
	9	Allonzo Trier vs. Colorado	March 10, 2016
	9	Mustafa Shakur vs. USC	March 11, 2004
6th	8	Aaron Gordon vs. UCLA	March 15, 2014
7th	7	Lauri Markkanen vs. Colorado	March 9, 2017
	7	Josh Green vs. Washington	March 11, 2020
	7	Nico Mannion vs. Washington	March 11, 2020
10th	6 (8x)	Last: Z. Nnaji vs. Washington	March 11, 2020

### MOST OFFENSIVE REBOUNDS (GAME)

Rank	ORebs	Player/Opponent	Date
1st	8	Deandre Ayton vs. USC	March 10, 2018
	8	Ed Stokes vs. USC	March 9, 1990
3rd	7	Ed Stokes vs. Stanford	March 10, 1990
4th	6	Jordan Hill vs. Oregon	March 8, 2007
5th	5	Aaron Gordon vs. Colorado	March 14, 2014
6th	4	Deandre Ayton vs. UCLA (OT)	March 9, 2018
	4	Kaleb Tarczewski vs. UCLA	March 15, 2013
	4	Andre Iguodala vs. UCLA (OT)	March 13, 2003
9th	3 (13x)	Last: Green, Nnaji vs. Wash.	March 11, 2020

### MOST DEFENSIVE REBOUNDS (GAME)

Rank	DRebs	Player/Opponent	Date
1st	10	Deandre Ayton vs. USC	March 10, 2018
	10	Deandre Ayton vs. UCLA (OT)	March 9, 2018
3rd	9	Kaleb Tarczewski vs. UCLA	March 15, 2013
4th	8	Jordan Hill vs. Oregon	March 8, 2007
5th	7	Aaron Gordon vs. UCLA	March 15, 2014
	7	Mustafa Shakur vs. USC	March 11, 2004
	7	Channing Frye vs. USC	March 9, 2002
8th	6	Zeke Nnaji vs. Washington	March 11, 2020
	6	Brandon Williams vs. USC	March 13, 2019
	6	Stanley Johnson vs. UCLA	March 13, 2015
	6	Stanley Johnson vs. California	March 12, 2015
	6	Aaron Gordon vs. Utah	March 13, 2014
	6	Dennis Latimore vs. USC	March 9, 2002
	6	Sean Rooks vs. Oregon State	March 11, 1989

### MOST ASSISTS (GAME)

Rank	Assts	Player/Opponent	Date
1st	8	Aaron Gordon vs. UCLA	March 15, 2014
2nd	6	Mustafa Shakur vs. USC	March 11, 2004
3rd	5	Nick Johnson vs. Oregon State	March 9, 2012
4th	3	Josh Green vs. Washington	March 11, 2020
	3	Deandre Ayton vs. UCLA (OT)	March 9, 2018
	3	Rawle Alkins vs. Colorado	March 9, 2017
	3	Allonzo Trier vs. Colorado	March 10, 2016
	3	P. Jackson-Cartwright vs. Oregon	March 14, 2015
	3	Stanley Johnson vs. UCLA	March 13, 2015
	3	Aaron Gordon vs. Colorado	March 14, 2014
	3	Brandon Ashley vs. Colorado	March 14, 2013
	3	Jordin Mayes vs. USC	March 11, 2011
	3	Kyle Fogg vs. Arizona State	March 12, 2009
	3	Jerryd Bayless vs. Stanford	March 13, 2008
	3	Juwann McClellan vs. Wash.	March 12, 2005
	3	Jesus Verdejo vs. California	March 10, 2005
	3	Mustafa Shakur vs. Wash.	March 12, 2004
	3	Andre Iguodala vs. UCLA (OT)	March 13, 2003
	3	Will Bynum vs. California	March 8, 2002
	3	Matt Othick vs. Oregon State	March 11, 1989

### MOST STEALS (GAME)

Rank	Stls	Player/Opponent	Date
1st	4	Nico Mannion vs. Washington	March 11, 2020
	4	Marcus Williams vs. Stanford	March 9, 2006
2nd	3	Stanley Johnson vs. Oregon	March 14, 2015
	3	Aaron Gordon vs. Colorado	March 14, 2014
	3	Andre Iguodala vs. UCLA (OT)	March 13, 2003
5th	2	Deandre Ayton vs. UCLA (OT)	March 9, 2018
	2	Deandre Ayton vs. Colorado	March 8, 2018
	2	Aaron Gordon vs. UCLA	March 15, 2014
	2	Aaron Gordon vs. Utah	March 13, 2014
	2	Grant Jerrett vs. Colorado	March 14, 2013
	2	Angelo Chol vs. Colorado	March 10, 2012
	2	Jordin Mayes vs. Oregon State	March 10, 2011
	2	Solomon Hill vs. UCLA	March 11, 2010
	2	Mustafa Shakur vs. USC	March 11, 2004
	2	Will Bynum vs. Arizona State	March 7, 2002
	2	Matt Othick vs. Oregon State	March 11, 1989

\*Indicates game vacated by NCAA



# PAC-12 TOURNAMENT

## PAC-12 TOURNAMENT CAREER RECORDS

### MOST POINTS (CAREER)

Rank	Points	Player	Years
1st	166	Sean Elliott	1987-89
2nd	141	Allonzo Trier	2016-18
3rd	141	Salim Stoudamire	2002-05
4th	128	Channing Frye	2002-05
5th	112	Jud Buechler	1987-90
6th	103	Anthony Cook	1987-89
7th	102	Solomon Hill	2010-13
8th	99	Nick Johnson	2012-14
9th	84	Hassan Adams	2003-05
10th	82	Brandon Ashley	2013-15

### HIGHEST FG PERCENTAGE (CAREER)

(Minimum 15 Made FG's)

Rank	FG%	Player	Years
1st	.724 (21-29)	Christian Koloko	2020-22
2nd	.688 (53-77)	Channing Frye	2002-05
3rd	.674 (29-43)	Brandon Ashley	2013-15
4th	.645 (40-62)	Anthony Cook	1987-89
5th	.620 (31-50)	Deandre Ayton	2018
6th	.609 (39-64)	Jud Buechler	1987-90
7th	.586 (17-29)	Azuolas Tubelis	2021-Pres.
8th	.577 (30-52)	Jordan Hill	2007-09
9th	.575 (39-64)	Sean Rooks	1989-90
10th	.574 (35-61)	Dusan Ristic	2015-18

### HIGHEST 3FG PERCENTAGE (CAREER)

(Minimum 7 Made FG's)

Rank	FG%	Player	Years
1st	.750 (9-12)	Steve Kerr	1987-88
2nd	.533 (8-15)	Juwann McClellan	2005-08
3rd	.519 (14-27)	Parker Jackson-Cartwright	2015-18
4th	.500 (9-18)	T.J. McConnell	2014-15
5th	.471 (8-17)	Lauri Markkanen	2017
	.471 (8-17)	Nic Wise	2007-10
7th	.458 (11-24)	Sean Elliott	1987-89
8th	.438 (7-16)	Stanley Johnson	2015
	.438 (7-16)	Rick Anderson	2002-03
	.438 (7-16)	Jamelle Horne	2008-11

### HIGHEST FT PERCENTAGE (CAREER)

(Minimum 20 Made FTs)

Rank	FG%	Player	Years
1st	.892 (33-37)	Salim Stoudamire	2002-05
2nd	.889 (24-27)	Brandon Ashley	2013-15
3rd	.886 (31-35)	Jud Buechler	1987-90
4th	.859 (61-71)	Sean Elliott	1987-89
5th	.852 (23-27)	Ivan Radenovic	2005-08
6th	.847 (50-59)	Allonzo Trier	2016-18
7th	.808 (21-26)	Channing Frye	2002-05
8th	.800 (24-30)	Jason Gardner	2002-03
	.800 (20-25)	Hassan Adams	2003-05
10th	.789 (30-38)	Jesse Perry	2011-12

### MOST STEALS (CAREER)

Rank	Steals	Player	Years
1st	14	Kenny Lofton	1987-89
2nd	12	Solomon Hill	2010-13
3rd	11	Parker Jackson-Cartwright	2015-18
4th	10	Gabe York	2013-16
	10	Chris Rodgers	2003-06
	10	Matt Othick	1989-90
7th	9	T.J. McConnell	2014-15
	9	Nic Wise	2007-10
	9	Matt Muehlebach	1988-90
10th	8	Rondae Hollis-Jefferson	2014-15
	8	Jud Buechler	1987-90

### MOST FIELD GOALS (CAREER)

Rank	FG's	Player	Years
1st	53	Channing Frye	2002-05
2nd	47	Sean Elliott	1987-89
3rd	43	Salim Stoudamire	2002-05
4th	40	Anthony Cook	1987-89
5th	39	Jud Buechler	1987-90
6th	37	Allonzo Trier	2016-18
7th	35	Dusan Ristic	2015-18
	35	Solomon Hill	2010-13
9th	33	Nick Johnson	2012-14
10th	31	Deandre Ayton	2018
	31	Hassan Adams	2003-05

### MOST MADE 3FG'S (CAREER)

Rank	3FG's	Player	Years
1st	22	Salim Stoudamire	2002-05
2nd	20	Gabe York	2013-16
3rd	17	Allonzo Trier	2016-18
4th	14	Parker Jackson-Cartwright	2015-18
5th	13	Nick Johnson	2012-14
6th	11	Kyle Fogg	2009-12
	11	Sean Elliott	1987-89
8th	9	Rawle Alkins	2017-18
	9	T.J. McConnell	2014-15
	9	Solomon Hill	2010-13
	9	Matt Muehlebach	1988-91
	9	Steve Kerr	1987-88

### MOST MADE FT'S (CAREER)

Rank	FT's	Player	Years
1st	61	Sean Elliott	1987-89
2nd	50	Allonzo Trier	2016-18
3rd	33	Salim Stoudamire	2002-05
4th	31	Jud Buechler	1987-90
5th	28	Jesse Perry	2011-12
6th	24	Brandon Ashley	2013-15
	24	Jason Gardner	2002-03
8th	23	Solomon Hill	2010-13
	23	Ivan Radenovic	2005-08
	23	Anthony Cook	1987-89

### MOST REBOUNDS (CAREER)

Rank	Rebs	Player	Years
1st	72	Kaleb Tarczewski	2013-16
2nd	57	Solomon Hill	2010-13
3rd	54	Channing Frye	2002-05
4th	52	Dusan Ristic	2015-18
5th	51	Rondae Hollis-Jefferson	2014-15
6th	48	Anthony Cook	1987-89
7th	45	Jesse Perry	2011-12
	45	Jud Buechler	1987-90
9th	42	Ivan Radenovic	2005-08
10th	41	Jordan Hill	2007-09

### MOST BLOCKS (CAREER)

Rank	Blocks	Player	Years
1st	12	Channing Frye	2002-05
	12	Anthony Cook	1987-89
3rd	10	Nick Johnson	2012-14
4th	8	Christian Koloko	2020-22
	8	Ed Stokes	1990
6th	7	Oumar Ballo	2022-Pres.
7th	6	Rawle Alkins	2017-18
	6	Deandre Ayton	2018
	6	Brandon Ashley	2013-15
10th	5	Rondae Hollis-Jefferson	2014-15
	5	Aaron Gordon	2014
	5	Solomon Hill	2010-13

### MOST FIELD GOAL ATT. (CAREER)

Rank	FGA's	Player	Years
1st	94	Sean Elliott	1987-89
2nd	92	Salim Stoudamire	2002-05
3rd	82	Allonzo Trier	2016-18
	82	Nick Johnson	2012-14
5th	77	Channing Frye	2002-05
6th	76	Solomon Hill	2010-13
7th	70	Gabe York	2013-16
8th	64	Jud Buechler	1987-90
9th	62	Hassan Adams	2003-05
	62	Anthony Cook	1987-89

### MOST 3FG ATTEMPTS (CAREER)

Rank	3FGA's	Player	Years
1st	53	Gabe York	2013-16
2nd	52	Salim Stoudamire	2002-05
3rd	41	Allonzo Trier	2016-18
4th	31	Nick Johnson	2012-14
	31	Jason Gardner	2002-03
6th	27	P. Jackson-Cartwright	2015-18
	27	Solomon Hill	2010-13
8th	26	Kyle Fogg	2009-12
	26	Matt Muehlebach	1988-91
10th	25	Dylan Smith	2018-20
	25	Kenny Lofton	1987-89

### MOST FT ATTEMPTS (CAREER)

Rank	FTA's	Player	Years
1st	71	Sean Elliott	1987-89
2nd	59	Allonzo Trier	2016-18
3rd	37	Salim Stoudamire	2002-05
4th	36	Jesse Perry	2011-12
5th	35	Jud Buechler	1987-90
6th	32	Solomon Hill	2010-13
7th	31	Kadeem Allen	2016-17
	31	Kaleb Tarczewski	2013-16
9th	30	Jason Gardner	2002-03
	30	Anthony Cook	1987-89
10th	29	Mustafa Shakur	2004-07

### MOST ASSISTS (CAREER)

Rank	Assists	Player	Years
1st	38	T.J. McConnell	2014-15
2nd	34	Parker Jackson-Cartwright	2015-18
	34	Mustafa Shakur	2004-07
4th	31	Matt Muehlebach	1988-90
5th	31	Sean Elliott	1987-89
6th	25	Matt Othick	1989-90
7th	23	Nick Johnson	2012-14
	23	Luke Walton	2002-03
9th	21	Allonzo Trier	2016-18
10th	18	Solomon Hill	2010-13

Includes statistics from vacated NCAA appearances



# PAC-12 TOURNAMENT

## DOUBLE-DOUBLES (CAREER)

Rank	Games	Player	Years
1st	2	Deandre Ayton	2018
	2	Jesse Perry	2011-12
	2	Jordan Hill	2007-09
4th	1	Azuolas Tubelis	2021-Pres.
	1	Christian Koloko	2020-22
	1	Dusan Ristic	2015-18
	1	Ryan Anderson	2016
	1	Kaleb Tarczewski	2013-16
	1	T.J. McConnell	2014-15
	1	Solomon Hill	2010-13
	1	Derrick Williams	2010-11
	1	Ivan Radenovic	2005-08
	1	Hassan Adams	2003-05
	1	Rick Anderson	2002-03
	1	Ed Stokes	1990
	1	Brian Williams	1990
	1	Matt Othick	1989-90
	1	Anthony Cook	1987-89
	1	Tom Tolbert	1987-88

## DOUBLE-DOUBLES (PTS. & REBS.)

Player/Opponent	Date
Christian Koloko vs. UCLA (13 pts. & 10 rebs.)	March 12, 2022
Azuolas Tubelis vs. Colorado (20 pts. & 11 rebs.)	March 11, 2022
Deandre Ayton vs. USC (32 pts. & 18 rebs.)	March 10, 2018
Deandre Ayton vs. UCLA (OT) (32 pts. & 14 rebs.)	March 9, 2018
Dusan Ristic vs. Colorado (16 pts. & 11 rebs.)	March 8, 2018
Kaleb Tarczewski vs. Oregon (OT) (11 pts. & 12 rebs.)	March 11, 2016
Ryan Anderson vs. Colorado (17 pts. & 11 rebs.)	March 10, 2016
Jesse Perry vs. Oregon State (16 pts & 11 rebs.)	March 9, 2012
Jesse Perry vs. UCLA (16 pts. & 12 rebs.)	March 8, 2012
Derrick Williams vs. Washington (24 pts. & 11 rebs.)	March 12, 2011
Jordan Hill vs. Arizona State (20 pts. & 13 rebs.)	March 12, 2009
Jordan Hill vs. Oregon (15 pts. & 14 rebs.)	March 8, 2007
Ivan Radenovic vs. UCLA (17 pts. & 10 rebs.)	March 10, 2006
Hassan Adams vs. USC (21 pts. & 14 rebs.)	March 11, 2004
Rick Anderson vs. UCLA (OT) (23 pts. & 11 rebs.)	March 13, 2003
Brian Williams vs. UCLA (10 pts. & 13 rebs.)	March 11, 1990
Ed Stokes vs. USC (12 pts. & 12 rebs.)	March 9, 1990
Anthony Cook vs. Washington St. (19 pts. & 10 rebs.)	March 10, 1989
Tom Tolbert vs. Oregon State (12 pts. & 13 rebs.)	March 13, 1988

## DOUBLE-DOUBLES (PTS. & ASSTS.)

Player/Opponent	Date
Matt Othick vs. UCLA (10 pts. & 12 assts.)	March 11, 1990

## 20+ POINT GAMES

Rank	Games	Player	Years
1st	4	Allonzo Trier	2016-18
	4	Sean Elliott	1987-89
3rd	3	Derrick Williams	2010-11
	3	Channing Frye	2002-05
	3	Luke Walton	2002-03
6th	2	Bennedict Mathurin	2021-22
	2	Lauri Markkanen	2017
	2	Brandon Ashley	2013-15
	2	Jason Gardner	2002-03
	2	Jud Buechler	1987-90
11th	1	Azuolas Tubelis	2021-Pres.
	1	Christian Koloko	2020-22
	1	Gabe York	2013-16
	1	Nick Johnson	2012-14
	1	Solomon Hill	2010-13
	1	Jordan Hill	2007-09
	1	Ivan Radenovic	2005-08
	1	Marcus Williams	2006-07
	1	Salim Stoudamire	2002-05
	1	Hassan Adams	2003-05
	1	Rick Anderson	2002-03
	1	Anthony Cook	1987-89

## 30+ POINT GAMES

Rank	Games	Player	Years
1st	2	Deandre Ayton	2018
2nd	1	Salim Stoudamire	2002-05
	1	Hassan Adams	2003-05
	1	Sean Elliott	1987-89

## 20-POINT, 10-REB GAMES

Player/Opponent	Date
Azuolas Tubelis vs. Colorado (20 pts. & 11 rebs.)	March 11, 2022
Derrick Williams vs. Washington (24 pts. & 11 rebs.)	March 12, 2011
Jordan Hill vs. Arizona State (20 pts. & 13 rebs.)	March 12, 2009
Hassan Adams vs. USC (21 pts. & 14 rebs.)	March 11, 2004
Rick Anderson vs. UCLA (OT) (23 pts. & 11 rebs.)	March 13, 2003

## 30-POINT, 10-REB GAMES

Player/Opponent	Date
Deandre Ayton vs. USC (32 pts. & 18 rebs.)	March 10, 2018
Deandre Ayton vs. UCLA (OT) (32 pts. & 14 rebs.)	March 9, 2018

## TRIPLE-DOUBLES

Rank	Games	Player	Years
1st	1	Matt Muehlebach	3-9-1990
		10p, 11r, 10a vs. USC	

\*Is the only player in Pac-12 history to record a triple-double in the conference tournament.



# PAC-12 TOURNAMENT

## HISTORY BY DATE

Date	Record
<b>March 6th</b> 03-06-1987: L, 63-72 vs. Oregon (Quarterfinals)	<b>0-1</b>
<b>March 7th</b> 03-07-2002: W, 73-56 vs. Arizona State (Quarterfinals)	<b>1-0</b>
<b>March 8th</b> 03-08-2018: W, 83-67 vs. Colorado (Quarterfinals) 03-08-2012: W, 66-58 vs. UCLA (Quarterfinals) 03-08-2007: L, 50-69 vs. Oregon (Quarterfinals) 03-08-2002: W, 90-78 vs. California (Semifinals)	<b>3-1</b>
<b>March 9th</b> 03-09-2018: W, 78-67 vs. UCLA (OT) (Semifinals) 03-09-2017: W, 92-78 vs. Colorado (Quarterfinals) 03-09-2012: W, 72-61 vs. Oregon State (Semifinals) 03-09-2006: W, 73-68 vs. Stanford (Quarterfinals) 03-09-2002: W, 81-71 vs. USC (Championship) 03-09-1990: W, 80-57 vs. USC (Quarterfinals)	<b>6-0</b>
<b>March 10th</b> 03-10-2022: W, 84-80 vs. Stanford (Quarterfinals) 03-10-2018: W, 75-61 vs. USC (Championship) 03-10-2017: W, 86-75 vs. UCLA (Semifinals) 03-10-2016: W, 82-78 vs. Colorado (Quarterfinals) 03-10-2012: L, 51-53 vs. Colorado (Championship) 03-10-2011: W, 78-69 vs. Oregon State (Quarterfinals) 03-10-2006: L, 59-71 vs. UCLA (Semifinals) 03-10-2005: W, 88-63 vs. California (Quarterfinals) 03-10-1990: W, 85-61 vs. Stanford (Semifinals) 03-10-1989: W, 62-54 vs. Washington State (Quarterfinals)	<b>8-2</b>
<b>March 11th</b> 03-11-2022: W, 82-72 vs. Colorado (Semifinals) 03-11-2020: W, 77-70 vs. Washington (First Round) 03-11-2017: W, 83-80 vs. Oregon (Championship) 03-11-2016: L, 89-95 (OT) vs. Oregon (Semifinals) 03-11-2011: W, 67-62 vs. USC (Semifinals) 03-11-2010: L, 69-75 vs. UCLA (Quarterfinals) 03-11-2005: W, 90-59 vs. Oregon State (Semifinals) 03-11-2004: W, 79-76 vs. USC (Quarterfinals) 03-11-1990: W, 94-78 vs. UCLA (Championship) 03-11-1989: W, 98-87 vs. Oregon State (Semifinals) 03-11-1988: W, 88-64 vs. California (Quarterfinals)	<b>9-2</b>
<b>March 12th</b> 03-12-2022: W, 84-76 vs. UCLA (Championship) 03-12-2015: W, 73-51 vs. California (Quarterfinals) 03-12-2011: L, 75-77 (OT) vs. Washington (Championship) 03-12-2009: L, 56-68 vs. Arizona State (Quarterfinals) 03-12-2008: W, 87-56 vs. Oregon State (First Round)* 03-12-2005: L, 72-81 vs. Washington (Championship) 03-12-2004: L, 85-90 vs. Washington (Semifinals) 03-12-1989: W, 73-51 vs. Stanford (Championship) 03-12-1988: W, 97-83 vs. Stanford (Semifinals)	<b>5-4</b>
<b>March 13th</b> 03-13-2019: L, 78-65 vs. USC (Quarterfinals) 03-13-2015: W, 70-64 vs. UCLA (Semifinals) 03-13-2014: W, 71-39 vs. Utah (Quarterfinals) 03-13-2008: L, 64-75 vs. Stanford (Quarterfinals) 03-13-2003: L, 89-96 (OT) vs. UCLA (Quarterfinals) 03-13-1988: W, 93-67 vs. Oregon State (Championship)	<b>3-3</b>
<b>March 14th</b> 03-14-2015: W, 80-52 vs. Oregon (Championship) 03-14-2014: W, 63-43 vs. Colorado (Semifinals) 03-14-2013: W, 79-69 vs. Colorado (Quarterfinals)	<b>3-0</b>
<b>March 15th</b> 03-15-2014: L, 71-75 vs. UCLA (Championship) 03-15-2013: L, 64-66 vs. UCLA (Semifinals)	<b>0-2</b>

## YEAR-BY-YEAR HISTORY

Round	Site	Opponent	Result	High Arizona Scorer
<b>1987 - NO. 2 SEED</b>				
Quarterfinals	Los Angeles, Calif.	(7) Oregon	L, 63-72	Sean Elliott, 28
<b>1988 - NO. 1 SEED</b>				
Quarterfinals	Tucson, Ariz.	(9) California	W, 88-64	Sean Elliott, 19
Semifinals		(4) Stanford	W, 97-83	Sean Elliott, 32
Championship		(2) Oregon State	W, 93-67	Sean Elliott, 20
<b>1989 - NO. 1 SEED</b>				
Quarterfinals	Los Angeles, Calif.	(8) Washington State	W, 62-54	Anthony Cook, 19
Semifinals		(4) Oregon State	W, 98-87	Sean Elliott, 29
Championship		(2) Stanford	W, 73-51	Sean Elliott, 21
<b>1990 - NO. 2 SEED</b>				
Quarterfinals	Tempe, Ariz.	(7) USC	W, 80-57	Jud Buechler, 18
Semifinals		(6) Stanford	W, 73-51	Jud Buechler, 22
Championship		(4) UCLA	W, 94-78	Jud Buechler, 20
<b>2002 - NO. 2 SEED</b>				
Quarterfinals	Los Angeles, Calif.	(7) Arizona State	W, 73-56	Luke Walton, 25
Semifinals		(3) California	W, 90-78	Jason Gardner, 25
Championship		(4) USC	W, 81-71	Salim Stoudamire, 29
<b>2003 - NO. 1 SEED</b>				
Quarterfinals	Los Angeles, Calif.	(8) UCLA	L, 89-96 (OT)	Anderson/Frye, 23
<b>2004 - NO. 3 SEED</b>				
Quarterfinals	Los Angeles, Calif.	(6) USC	W, 79-76	Hassan Adams, 21
Semifinals		(2) Washington	L, 85-90	Hassan Adams, 30
<b>2005 - NO. 1 SEED</b>				
Quarterfinals	Los Angeles, Calif.	(8) California	W, 88-63	Channing Frye, 22
Semifinals		(5) Oregon State	W, 90-59	Frye/Stoudamire, 17
Championship		(2) Washington	L, 72-81	Salim Stoudamire, 37
<b>2006 - NO. 4 SEED</b>				
Quarterfinals	Los Angeles, Calif.	(5) Stanford	W, 73-68	Ivan Radenovic, 21
Semifinals		(1) UCLA	L, 59-71	Marcus Williams, 25
<b>2007 - NO. 5 SEED</b>				
Quarterfinals	Los Angeles, Calif.	(4) Oregon	L, 50-69	Jordan Hill, 15
<b>2008 - NO. 7 SEED</b>				
First Round	Los Angeles, Calif.	(10) Oregon State	W, 87-56*	Jordan Hill, 16
Quarterfinals		(2) Stanford	L, 64-75	Jerryd Bayless, 18
<b>2009 - NO. 5 SEED</b>				
Quarterfinals	Los Angeles, Calif.	(4) Arizona State	L, 56-68	Jordan Hill, 20
<b>2010 - NO. 4 SEED</b>				
Quarterfinals	Los Angeles, Calif.	(5) UCLA	L, 69-75	Nic Wise, 16
<b>2011 - NO. 1 SEED</b>				
Quarterfinals	Los Angeles, Calif.	(9) Oregon State	W, 78-69	Derrick Williams, 22
Semifinals		(4) USC	W, 67-62	Derrick Williams, 20
Championship		(3) Washington	L, 75-77 (OT)	Derrick Williams, 24
<b>2012 - NO. 4 SEED</b>				
Quarterfinals	Los Angeles, Calif.	(5) UCLA	W, 66-58	Solomon Hill, 25
Semifinals		(9) Oregon State	W, 72-61	Kyle Fogg, 22
Championship		(6) Colorado	L, 51-53	Kyle Fogg, 14
<b>2013 - NO. 4 SEED</b>				
Quarterfinals	Las Vegas, Nev.	(5) Colorado	W, 79-69	Nick Johnson, 18
Semifinals		(1) UCLA	L, 64-66	Brandon Ashley, 15
<b>2014 - NO. 1 SEED</b>				
Quarterfinals	Las Vegas, Nev.	(8) Utah	W, 71-39	Nick Johnson, 14
Semifinals		(5) Colorado	W, 63-43	Nick Johnson, 16
Championship		(2) UCLA	L, 71-75	Nick Johnson, 22
<b>2015 - NO. 1 SEED</b>				
Quarterfinals	Las Vegas, Nev.	(8) California	W, 73-51	Stanley Johnson, 19
Semifinals		(4) UCLA	W, 70-64	Brandon Ashley, 24
Championship		(2) Oregon	W, 80-52	Brandon Ashley, 20
<b>2016 - NO. 4 SEED</b>				
Quarterfinals	Las Vegas, Nev.	(5) Colorado	W, 82-78	Allonzo Trier, 23
Semifinals		(1) Oregon	L, 89-95 (OT)	Gabe York, 21

\*Indicates game vacated by NCAA



# PAC-12 TOURNAMENT

## YEAR-BY-YEAR HISTORY

Round	Site	Opponent	Result	High Arizona Scorer
<b>2017 - NO. 2 SEED</b>				
Quarterfinals	Las Vegas, Nev.	(7) Colorado	W, 92-78	Lauri Markkanen, 20
Semifinals		(3) UCLA	W, 86-75	Lauri Markkanen, 29
Finals		(1) Oregon	W, 83-80	Allonzo Trier, 23
<b>2018 - NO. 1 SEED</b>				
Quarterfinals	Las Vegas, Nev.	(8) Colorado	W, 83-67	Allonzo Trier, 22
Semifinals		(4) UCLA	W, 78-67 (OT)	Deandre Ayton, 32
Finals		(2) USC	W, 75-61	Deandre Ayton, 32
<b>2019 - NO. 9 SEED</b>				
Quarterfinals	Las Vegas, Nev.	(8) USC	L, 65-78	Allonzo Trier, 22
<b>2020 - NO. 5 SEED</b>				
Quarterfinals	Las Vegas, Nev.	(12) Washington	W, 77-70**	Josh Green, 19
** - tournament cancelled due to COVID-19				
<b>2021 - SELF-IMPOSED POSTSEASON BAN</b>				
<b>2021 - NO. 1 SEED</b>				
Quarterfinals	Las Vegas, Nev.	(9) Stanford	W, 84-80	Christian Koloko, 24
Semifinals		(4) Colorado	W, 82-72	Azuolas Tubelis, 20
Finals		(2) UCLA	W, 84-76	Benedict Mathurin, 27

## RECORD AT P-12 SITES

Team	Record	Last
Las Vegas, Nev.	17-4	2022
Los Angeles, Calif.	15-11	2012*
Tucson, Ariz.	3-0	1988
Tempe, Ariz.	3-0	1990

## ARIZONA RECORD AS A SEEDED TEAM

Seed	Record	Years
No. 1	21-4	88, 89, 03, 05, 11, 14, 15, 18, 22
No. 2	9-1	87, 90, 02, 17
No. 3	1-1	04
No. 4	5-5	06, 10, 12, 13, 16
No. 5	1-2	07, 09, 20
No. 7	1-1	08*
No. 9	0-1	19

## ARIZONA RECORD VS. SEEDED TEAMS

Seed	Record	Years
No. 1	1-3	06, 13, 16, 17
No. 2	5-4	88, 89, 04, 05, 08, 14, 15, 18, 22
No. 3	2-1	02, 11, 17
No. 4	8-2	88, 89, 90, 02, 07, 09, 11, 15, 18, 22
No. 5	6-1	05, 06, 10, 12, 13, 14, 16
No. 6	2-1	90, 04, 12
No. 7	3-1	87, 90, 02, 17
No. 8	5-2	89, 03, 05, 14, 15, 18, 19
No. 9	4-0	88, 11, 12, 22
No. 10	1-0	08*
No. 11	N/A	
No. 12	1-0	20

## RECORD VS. PAC-12 OPPONENTS

Opponent	Record	Last
Arizona State	1-1	2009
California	4-0	2015
Colorado	6-1	2022
Oregon	2-3	2017
Oregon State	6-0*	2012
Stanford	5-1	2022
UCLA	6-5	2022
USC	5-1	2019
Utah	1-0	2014
Washington	1-3	2020
Washington State	1-0	1989

\*Indicates game vacated by NCAA



# PAC-12 TOURNAMENT

## Official Basketball Box Score -- Game Totals -- Final Statistics

Oregon vs Arizona  
03/06/87 at Los Angeles, Calif. (Pauley Pavilion)

### Oregon 72 • 16-13, 8-10

##	Player	Total			3-Ptr			Rebounds			PF	TP	A	TO	Blk	Stl	Min
		FG-FGA	FG-FGA	FT-FTA	FG-FGA	FG-FGA	FT-FTA	Off	Def	Tot							
13	Girley, David	* 6-11	2-3	2-2	0	3	3	1	16	5	0	0	1	37			
21	Taylor, Anthony	* 9-15	0-0	11-13	1	6	7	4	29	2	3	0	1	32			
34	Nash, Jesse	* 4-6	0-0	0-0	1	3	4	5	8	2	3	0	0	30			
52	Balderston, Keith	* 2-6	0-0	0-0	1	8	9	5	4	1	2	1	1	28			
55	Meyer, Sven	* 1-2	0-0	1-3	0	4	4	4	3	0	2	0	2	32			
04	Hargain, Tony	* 0-1	0-0	0-0	0	0	0	0	0	0	0	0	0	3			
25	Osborn, Rick	* 1-2	0-1	4-5	0	0	0	2	6	1	2	0	1	18			
35	Sprague, Kenney	* 0-2	0-1	4-4	1	5	6	2	4	1	1	0	0	12			
42	Senior, Greg	* 1-2	0-0	0-2	1	0	1	1	2	0	0	0	1	8			
	Team				0	1	1										
	Totals	24-47	2-5	22-29	5	30	35	24	72	12	13	1	7	200			

FG % 1st Half: 11-27 40.7% 2nd half: 13-20 65.0% Game: 24-47 51.1% Deadball Rebounds 0,4  
3FG % 1st Half: 1-3 33.3% 2nd half: 1-2 50.0% Game: 2-5 40.0%  
FT % 1st Half: 3-6 50.0% 2nd half: 19-23 82.6% Game: 22-29 75.9%

### Arizona 63 • 18-11, 13-5

##	Player	Total			3-Ptr			Rebounds			PF	TP	A	TO	Blk	Stl	Min
		FG-FGA	FG-FGA	FT-FTA	FG-FGA	FG-FGA	FT-FTA	Off	Def	Tot							
00	Cook, Anthony	* 3-3	0-0	1-2	2	4	6	2	7	0	3	1	1	36			
11	Lofton, Ken	* 2-12	2-12	0-0	1	2	3	1	6	2	0	0	0	31			
20	McMillan, Craig	* 0-6	0-4	0-0	1	1	2	5	0	2	2	0	0	33			
23	Tolbert, Tom	* 3-10	0-1	0-1	1	2	3	5	6	0	2	0	0	29			
32	Elliott, Sean	* 8-18	2-7	10-15	2	7	9	5	28	3	3	2	0	37			
22	Fraser, Bruce	* 0-0	0-0	0-0	0	0	0	0	0	0	0	0	0	1			
33	Turner, Joe	* 0-0	0-0	0-0	0	0	0	0	0	0	0	0	0	1			
34	David, Brian	* 1-2	0-0	2-3	0	1	1	1	4	0	1	0	1	12			
35	Buechler, Jud	* 3-4	0-0	4-5	3	2	5	2	10	0	0	0	0	18			
44	Mason, Harvey	* 1-2	0-1	0-0	0	1	1	1	2	0	1	0	0	2			
	Team				1	1	2										
	Totals	21-57	4-25	17-26	11	21	32	22	63	7	12	3	2	200			

FG % 1st Half: 5-18 27.8% 2nd half: 16-39 41.0% Game: 21-57 36.8% Deadball Rebounds 0,4  
3FG % 1st Half: 1-6 16.7% 2nd half: 3-19 15.8% Game: 4-25 16.0%  
FT % 1st Half: 7-12 58.3% 2nd half: 10-14 71.4% Game: 17-26 65.4%

Officials: Range, Dabrow, Wilson  
Technical fouls: Oregon-None. Arizona-None.  
Attendance: 5424  
Pac-10 Tournament Quarterfinals

Score by periods	1st	2nd	Total
Oregon	26	46	72
Arizona	18	45	63

## Official Basketball Box Score -- Game Totals -- Final Statistics

California vs Arizona  
03/11/88 at Tucson, Ariz. (McKale Center)

### California 64 • 9-20, 5-13

##	Player	Total			3-Ptr			Rebounds			PF	TP	A	TO	Blk	Stl	Min
		FG-FGA	FG-FGA	FT-FTA	FG-FGA	FG-FGA	FT-FTA	Off	Def	Tot							
21	Smith, Keith	* 10-17	1-3	5-6	1	3	4	4	26	6	6	0	1	37			
22	Carty, John	* 2-3	0-0	0-0	0	2	2	5	4	0	1	0	0	11			
24	Drew, Ryan	* 2-10	1-5	3-4	0	2	4	8	1	1	0	2	37				
30	Walton, Bryant	* 4-9	2-7	0-0	1	1	2	5	10	4	1	0	1	30			
40	Fisher, Roy	* 3-7	0-0	0-0	2	6	8	5	6	2	2	0	0	31			
05	Gauff, Gary	* 0-0	0-0	0-0	0	0	0	0	0	0	0	0	0	1			
14	Harrell, Sean	* 0-3	0-0	0-1	0	0	0	0	0	0	0	0	0	7			
32	Ortmann, Hartmut	* 2-6	0-0	2-2	1	6	7	5	6	0	2	0	0	24			
41	Brigham, Andrew	* 1-2	0-0	2-2	2	0	2	0	4	0	1	0	0	21			
45	Beattie, Jim	* 0-0	0-0	0-0	0	0	0	0	0	0	0	0	0	1			
	Team				2	0	2										
	Totals	24-57	4-15	12-15	9	20	29	28	64	13	14	0	4	200			

FG % 1st Half: 9-26 34.6% 2nd half: 15-31 48.4% Game: 24-57 42.1% Deadball Rebounds 0,3  
3FG % 1st Half: 2-6 33.3% 2nd half: 2-9 22.2% Game: 4-15 26.7%  
FT % 1st Half: 5-5 100.0 2nd half: 7-10 70.0% Game: 12-15 80.0%

### Arizona 88 • 28-2, 17-1

##	Player	Total			3-Ptr			Rebounds			PF	TP	A	TO	Blk	Stl	Min
		FG-FGA	FG-FGA	FT-FTA	FG-FGA	FG-FGA	FT-FTA	Off	Def	Tot							
00	Cook, Anthony	* 2-8	0-0	4-8	4	7	11	1	8	0	1	2	0	28			
20	McMillan, Craig	* 2-5	1-3	0-2	1	1	2	1	5	5	2	0	0	21			
23	Tolbert, Tom	* 3-9	0-0	9-9	4	5	9	1	15	2	0	0	3	22			
25	Kerr, Steve	* 4-5	4-5	0-0	0	1	1	0	12	1	0	0	0	20			
32	Elliott, Sean	* 5-9	0-0	9-11	1	1	2	1	19	4	1	0	0	30			
11	Lofton, Ken	* 3-4	3-4	0-0	1	0	1	3	9	1	0	0	0	17			
24	Muehlebach, Matt	* 0-1	0-0	2-2	0	1	1	1	2	0	1	0	0	5			
31	Bergman, Craig	* 1-1	0-0	1-1	0	0	0	0	3	0	0	0	0	2			
33	Turner, Joe	* 2-4	0-0	2-5	2	2	4	2	6	0	2	1	2	19			
35	Buechler, Jud	* 0-1	0-0	1-2	0	3	3	3	1	4	2	0	1	20			
44	Mason, Harvey	* 3-5	2-3	0-0	0	0	0	3	8	3	1	0	0	16			
	Team				0	1	1										
	Totals	25-52	10-15	28-40	13	22	35	16	88	20	10	3	6	200			

FG % 1st Half: 13-24 54.2% 2nd half: 12-28 42.9% Game: 25-52 48.1% Deadball Rebounds 4,4  
3FG % 1st Half: 7-9 77.8% 2nd half: 3-6 50.0% Game: 10-15 66.7%  
FT % 1st Half: 11-17 64.7% 2nd half: 17-23 73.9% Game: 28-40 70.0%

Officials: McJunkin, Range, Ballesteros  
Technical fouls: California-None. Arizona-None.  
Attendance: 13436  
Pac-10 Tournament Quarterfinals

Score by periods	1st	2nd	Total
California	25	39	64
Arizona	44	44	88

## Official Basketball Box Score -- Game Totals -- Final Statistics

Stanford vs Arizona  
03/12/88 at Tucson, Ariz. (McKale Center)

### Stanford 83 • 20-11, 11-7

##	Player	Total			3-Ptr			Rebounds			PF	TP	A	TO	Blk	Stl	Min
		FG-FGA	FG-FGA	FT-FTA	FG-FGA	FG-FGA	FT-FTA	Off	Def	Tot							
21	Taylor, Terry	* 3-8	2-5	2-2	0	0	0	4	10	5	2	0	1	34			
23	McSweeney, Brian	* 3-7	0-1	2-3	3	1	4	5	8	2	0	0	0	27			
42	Wright, Howard	* 7-9	0-0	6-8	0	8	8	3	20	3	3	0	0	37			
32	Lichti, Todd	* 8-13	5-7	2-2	2	1	3	3	23	4	5	0	1	37			
44	Butler, Greg	* 2-5	0-0	5-6	2	3	5	4	9	0	2	0	1	31			
14	Cunningham, Oliver	* 2-4	0-0	2-2	1	0	1	0	6	1	0	0	0	5			
20	Meinert, Scott	* 0-1	0-1	0-0	0	0	0	1	0	0	0	0	0	5			
30	Vlahov, Andrew	* 1-4	0-1	1-2	3	1	4	3	3	0	0	0	2	18			
34	Wingate, Deshon	* 0-0	0-0	2-2	0	1	1	2	2	0	1	0	0	4			
45	Bruton, Derek	* 0-2	0-0	2-2	1	0	1	1	2	0	0	0	0	2			
	Team				0	1	1										
	Totals	26-53	7-15	24-29	12	16	28	26	83	15	13	0	5	200			

FG % 1st Half: 8-24 33.3% 2nd half: 18-29 62.1% Game: 26-53 49.1% Deadball Rebounds 0,2  
3FG % 1st Half: 2-7 28.6% 2nd half: 5-8 62.5% Game: 7-15 46.7%  
FT % 1st Half: 15-19 78.9% 2nd half: 9-10 90.0% Game: 24-29 82.8%

### Arizona 97 • 29-2, 17-1

##	Player	Total			3-Ptr			Rebounds			PF	TP	A	TO	Blk	Stl	Min
		FG-FGA	FG-FGA	FT-FTA	FG-FGA	FG-FGA	FT-FTA	Off	Def	Tot							
00	Cook, Anthony	* 6-7	0-1	6-6	2	2	4	4	18	0	3	1	26				
20	McMillan, Craig	* 4-6	0-1	0-1	0	1	1	3	8	6	0	0	3	27			
23	Tolbert, Tom	* 5-10	0-0	4-6	2	4	6	4	14	0	0	0	0	29			
25	Kerr, Steve	* 5-8	2-2	3-5	0	0	0	3	15	2	2	0	1	36			
32	Elliott, Sean	* 8-17	1-3	15-16	3	4	7	3	32	4	3	1	1	38			
11	Lofton, Ken	* 2-3	0-0	0-1	0	0	0	1	4	0	0	0	2	9			
24	Muehlebach, Matt	* 0-0	0-0	0-0	0	0	0	0	0	0	0	0	0	1			
33	Turner, Joe	* 2-2	0-0	0-0	1	2	3	4	4	1	0	3	1	21			
35	Buechler, Jud	* 1-1	0-0	0-0	1	3	4	0	2	0	1	0	0	7			
44	Mason, Harvey	* 0-0	0-0	0-0	0	1	1	1	0	0	1	0	0	6			
	Team				0	2	2										
	Totals	33-54	3-7	28-35	9	19	28	23	97	13	7	7	9	200			

FG % 1st Half: 20-30 66.7% 2nd half: 13-24 54.2% Game: 33-54 61.1% Deadball Rebounds 0,2  
3FG % 1st Half: 3-4 75.0% 2nd half: 0-3 0.0% Game: 3-7 42.9%  
FT % 1st Half: 12-14 85.7% 2nd half: 16-21 76.2% Game: 28-35 80.0%

Officials: Garibaldi, Sitov, Omori  
Technical fouls: Stanford-None. Arizona-None.  
Attendance: 13549  
Pac-10 Tournament Semifinals

Score by periods	1st	2nd	Total
Stanford	33	50	83
Arizona	55	42	97

## Official Basketball Box Score -- Game Totals -- Final Statistics

Oregon State vs Arizona  
03/13/88 at Tucson, Ariz. (McKale Center)

### Oregon State 67 • 20-10, 12-6

##	Player	Total			3-Ptr			Rebounds			PF	TP	A	TO	Blk	Stl	Min
		FG-FGA	FG-FGA	FT-FTA	FG-FGA	FG-FGA	FT-FTA	Off	Def	Tot							
15	Knox, Eric	* 3-6	2-3	2-2	0	4	4	3	10	4	1	0	2	28			
20	Payton, Gary	* 6-14	1-6														





# PAC-12 TOURNAMENT

## Official Basketball Box Score -- Game Totals -- Final Statistics Washington State vs Arizona 03/10/89 at Los Angeles, Calif. (The Forum)

Washington State 54 • 10-19, 4-14

#	Player	Total		3-Ptr		Rebounds			PF	TP	A	TO	Blk	Stl	Min
		FG	FGA	FG	FGA	Off	Def	Tot							
11	Kidd, Anthony	0-4	0-0	0-0	0	2	2	3	0	1	1	0	0	2	25
14	Hodges, John	3-5	0-0	0-0	1	2	3	4	6	1	1	0	0	0	27
20	Wright, Harold	6-9	0-2	0-0	2	2	4	5	12	3	7	0	1	1	35
22	Quinnett, Brian	7-15	1-5	5-7	1	6	7	4	20	2	1	0	0	0	38
24	Wright, Brian	2-8	2-4	0-0	1	3	4	5	6	2	0	0	0	3	35
25	Woods, Darryl	1-3	0-1	0-2	1	2	3	0	2	1	1	0	0	0	11
30	Rowe, Reco	1-4	1-4	0-0	0	1	1	2	3	1	1	0	0	0	14
34	Wallenborn, Duke	0-0	0-0	0-0	0	0	0	0	0	0	0	0	0	0	1
42	Delaney, Herb	2-3	0-0	1-2	1	1	2	0	5	0	0	0	0	0	13
43	Paine, Brian	0-0	0-0	0-0	0	0	0	0	0	0	0	0	0	0	1
	Team				4	0	4								
	Totals	22-51	4-16	6-11	11	19	30	23	54	11	12	0	6	200	

FG % 1st Half: 10-23 43.5% 2nd half: 12-28 42.9% Game: 22-51 43.1% Deadball Rebounds 0,3  
 3FG % 1st Half: 2-7 28.6% 2nd half: 2-9 22.2% Game: 4-16 25.0%  
 FT % 1st Half: 3-7 42.9% 2nd half: 3-4 75.0% Game: 6-11 54.5%

Arizona 62 • 24-3, 17-1

#	Player	Total		3-Ptr		Rebounds			PF	TP	A	TO	Blk	Stl	Min
		FG	FGA	FG	FGA	Off	Def	Tot							
00	Cook, Anthony	8-16	0-0	3-4	6	4	10	3	19	0	2	3	0	0	39
11	Lofton, Ken	1-5	1-3	4-4	0	1	1	4	7	2	3	0	1	2	29
24	Muehlebach, Matt	2-5	0-3	0-1	0	2	2	3	4	3	0	0	3	3	33
32	Elliott, Sean	5-15	0-3	7-7	0	5	5	1	17	3	4	0	2	3	39
35	Buechler, Jud	3-4	0-0	5-6	2	5	7	3	11	2	0	0	1	3	37
12	Othick, Matt	0-2	0-2	0-0	1	0	1	2	0	1	2	0	0	0	11
30	Womack, Wayne	0-0	0-0	0-0	0	0	0	0	0	0	0	0	0	0	3
42	Rooks, Sean	0-0	0-0	0-1	1	2	3	0	0	0	0	0	0	0	2
44	Mason, Harvey	1-1	1-1	1-2	0	0	0	1	4	0	0	0	0	0	7
	Team				1	0	1								
	Totals	20-48	2-12	20-25	11	19	30	17	62	11	11	3	7	200	

FG % 1st Half: 9-26 34.6% 2nd half: 11-22 50.0% Game: 20-48 41.7% Deadball Rebounds 0,4  
 3FG % 1st Half: 1-9 11.1% 2nd half: 1-3 33.3% Game: 2-12 16.7%  
 FT % 1st Half: 9-13 69.2% 2nd half: 11-12 91.7% Game: 20-25 80.0%

Officials: Turner, Garibaldi, Range  
 Technical fouls: Washington State-None. Arizona-None.  
 Attendance:  
 Pac-10 Tournament Quarterfinals

Score by periods	1st	2nd	Total
Washington State	25	29	54
Arizona	28	34	62

## Official Basketball Box Score -- Game Totals -- Final Statistics Oregon State vs Arizona 03/11/89 at Los Angeles, Calif. (The Forum)

Oregon State 87 • 22-7, 13-5

#	Player	Total		3-Ptr		Rebounds			PF	TP	A	TO	Blk	Stl	Min
		FG	FGA	FG	FGA	Off	Def	Tot							
12	Alibegovic, Teo	1-3	0-1	3-4	3	0	3	2	5	1	2	0	0	2	23
15	Knox, Eric	9-20	3-8	2-3	2	0	2	5	23	3	2	0	0	3	32
20	Payton, Gary	8-21	4-11	5-5	2	1	3	4	25	5	3	0	2	4	40
25	Brantley, Will	7-13	0-1	1-1	3	5	8	1	15	3	3	1	0	3	38
33	McIntosh, Lamont	3-7	0-0	0-2	5	2	7	5	6	2	1	0	2	2	27
04	Clavell, Bob	0-0	0-0	1-2	0	0	0	0	1	0	0	0	0	0	2
11	Grant, Kevin	0-0	0-0	0-0	0	0	0	0	1	0	1	0	0	0	1
24	Martin, Earl	4-6	0-0	0-0	2	5	7	4	8	1	2	0	2	2	24
40	Celestine, Allan	1-2	0-0	0-0	0	1	1	1	2	1	0	0	0	4	4
43	Haskin, Scott	0-1	0-0	2-2	0	1	1	2	0	1	1	0	1	0	9
	Team				1	2	3								
	Totals	33-73	7-21	14-19	18	17	35	24	87	17	14	2	6	200	

FG % 1st Half: 12-29 41.4% 2nd half: 21-44 47.7% Game: 33-73 45.2% Deadball Rebounds 0,4  
 3FG % 1st Half: 5-11 45.5% 2nd half: 2-10 20.0% Game: 7-21 33.3%  
 FT % 1st Half: 9-12 75.0% 2nd half: 5-7 71.4% Game: 14-19 73.7%

Arizona 98 • 25-3, 17-1

#	Player	Total		3-Ptr		Rebounds			PF	TP	A	TO	Blk	Stl	Min
		FG	FGA	FG	FGA	Off	Def	Tot							
00	Cook, Anthony	11-12	0-0	2-3	1	4	5	0	24	0	0	0	1	31	
11	Lofton, Ken	2-4	0-2	2-3	0	0	0	3	6	2	4	0	2	1	18
24	Muehlebach, Matt	4-7	2-4	0-0	1	2	3	1	10	7	0	0	0	2	29
32	Elliott, Sean	8-14	2-3	11-12	1	6	7	1	29	6	4	0	1	3	38
35	Buechler, Jud	5-6	0-0	1-1	1	4	5	4	11	4	1	0	0	2	25
12	Othick, Matt	2-3	0-0	4-6	0	0	0	1	8	3	1	0	2	2	23
30	Womack, Wayne	0-0	0-0	0-0	0	0	0	0	0	1	1	0	1	0	5
33	Curry, Ron	1-2	0-1	0-0	0	0	0	0	1	2	0	0	0	0	2
34	David, Brian	1-3	0-0	0-0	1	2	3	2	2	0	0	1	0	8	8
42	Rooks, Sean	2-2	0-0	0-1	0	6	6	5	4	0	1	0	0	9	9
44	Mason, Harvey	1-2	0-0	0-0	0	0	0	2	2	0	2	0	0	12	12
	Team				0	0	0								
	Totals	37-55	4-10	20-26	5	24	29	20	98	23	13	2	6	200	

FG % 1st Half: 20-28 71.4% 2nd half: 17-27 63.0% Game: 37-55 67.3% Deadball Rebounds 0,1  
 3FG % 1st Half: 3-6 50.0% 2nd half: 1-4 25.0% Game: 4-10 40.0%  
 FT % 1st Half: 9-11 81.8% 2nd half: 11-15 73.3% Game: 20-26 76.9%

Officials: Reischling, Wilson, Sitov  
 Technical fouls: Oregon State-None. Arizona-None.  
 Attendance:  
 Pac-10 Tournament Semifinals

Score by periods	1st	2nd	Total
Oregon State	38	49	87
Arizona	52	46	98

## Official Basketball Box Score -- Game Totals -- Final Statistics Stanford vs Arizona 03/12/89 at Los Angeles, Calif. (The Forum)

Stanford 51 • 26-6, 15-3

#	Player	Total		3-Ptr		Rebounds			PF	TP	A	TO	Blk	Stl	Min
		FG	FGA	FG	FGA	Off	Def	Tot							
21	Taylor, Terry	2-2	0-0	0-0	0	1	1	2	4	7	5	0	1	30	
30	Vlahov, Andrew	0-1	0-0	0-0	0	1	1	3	0	1	2	0	0	1	16
32	Wright, Howard	5-6	0-0	2-6	1	4	5	0	12	1	5	0	1	34	
42	Lichti, Todd	4-8	0-1	3-6	0	3	3	0	11	2	3	0	2	39	
55	Reveno, Eric	4-5	0-0	1-4	0	1	1	3	9	1	1	0	2	24	
11	Patrick, John	0-1	0-0	0-0	0	0	0	0	0	0	0	0	0	2	8
20	Meinert, Scott	0-1	0-1	2-2	0	0	0	1	2	1	2	0	0	0	2
23	McSweeney, Brian	1-1	0-0	0-0	0	0	0	1	2	1	0	0	0	16	
31	Keefe, Adam	2-2	0-0	3-4	1	2	3	2	7	0	5	0	0	0	22
34	Wingate, Deshon	1-1	0-0	2-4	0	0	0	1	4	0	0	0	0	8	
45	Bruton, Derek	0-0	0-0	0-0	0	0	0	0	0	0	0	1	0	1	1
	Team				0	1	1								
	Totals	19-28	0-2	13-26	2	13	15	13	51	14	23	1	6	200	

FG % 1st Half: 11-15 73.3% 2nd half: 8-13 61.5% Game: 19-28 67.9% Deadball Rebounds 0,4  
 3FG % 1st Half: 0-0 0.0% 2nd half: 0-2 0.0% Game: 0-2 0.0%  
 FT % 1st Half: 5-10 50.0% 2nd half: 8-16 50.0% Game: 13-26 50.0%

Arizona 73 • 26-3, 17-1

#	Player	Total		3-Ptr		Rebounds			PF	TP	A	TO	Blk	Stl	Min
		FG	FGA	FG	FGA	Off	Def	Tot							
00	Cook, Anthony	3-7	0-0	2-2	1	3	4	4	8	0	0	1	0	21	
11	Lofton, Ken	0-6	0-3	0-0	1	2	3	3	0	0	3	0	4	24	
24	Muehlebach, Matt	4-7	3-6	0-0	0	1	2	11	2	0	1	0	0	33	
32	Elliott, Sean	5-10	3-4	8-8	0	4	4	2	21	5	4	0	0	38	
35	Buechler, Jud	5-7	0-0	6-6	2	3	5	4	16	1	3	0	2	36	
12	Othick, Matt	4-4	2-2	0-0	0	1	1	1	10	0	2	0	1	16	
30	Womack, Wayne	0-0	0-0	0-0	0	1	1	0	0	0	0	0	0	2	2
33	Curry, Ron	0-0	0-0	0-0	0	0	0	0	0	0	0	0	0	2	8
34	David, Brian	0-0	0-0	1-2	0	1	1	2	1	0	0	0	0	0	2
42	Rooks, Sean	1-2	0-0	0-0	1	2	3	1	2	2	2	0	1	13	
44	Mason, Harvey	2-2	0-0	0-0	0	0	0	1	4	0	0	0	0	7	
	Team				0	0	0								
	Totals	24-45	8-15	17-18	5	18	23	20	73	10	14	2	8	200	

FG % 1st Half: 11-21 52.4% 2nd half: 13-24 54.2% Game: 24-45 53.3% Deadball Rebounds 0,2  
 3FG % 1st Half: 4-6 66.7% 2nd half: 4-9 44.4% Game: 8-15 53.3%  
 FT % 1st Half: 17-18 94.4% 2nd half: 0-0 0.0% Game: 17-18 94.4%

Officials: Turner, Garibaldi, Range  
 Technical fouls: Stanford-None. Arizona-None.  
 Attendance: 10403  
 Pac-10 Tournament Championship

Score by periods	1st	2nd	Total
Stanford	27	24	51
Arizona	43	30	73

## Official Basketball Box Score -- Game Totals -- Final Statistics USC vs Arizona 03/09/90 at Tempe, Ariz. (Wells Fargo Arena)

USC 57 • 12-16, 6-12

#	Player	Total		3-Ptr		Rebounds			PF	TP	A	TO	Blk	Stl	Min
		FG	FGA	FG	FGA	Off	Def	Tot							



# PAC-12 TOURNAMENT

## Official Basketball Box Score -- Game Totals -- Final Statistics Stanford vs Arizona 03/10/90 at Tempe, Ariz. (Wells Fargo Arena)

Stanford 61 • 17-11, 9-9

##	Player	Total			3-Ptr			Rebounds			PF	TP	A	TO	Blk	Stl	Min
		FG-FGA	FG-FGA	FT-FTA	FG-FGA	FG-FGA	FT-FTA	Off	Def	Tot							
11	Patrick, John	* 1-8	0-3	1-2	2	1	3	4	3	2	2	0	0	2	7	27	
30	Vlahov, Andrew	* 2-9	0-4	6-9	2	8	10	2	10	3	5	0	2	3	31	31	
31	Keefe, Adam	* 9-16	0-0	7-13	5	4	9	3	25	2	1	1	1	32	32	32	
34	Wingate, Deshon	* 3-5	0-0	0-0	0	1	1	3	6	0	0	0	2	20	20	20	
44	Ammann, Kenny	* 1-6	0-2	0-0	1	0	1	4	2	1	0	0	1	23	23	23	
14	Morris, Mike	1-1	0-0	0-0	0	0	0	0	2	0	0	0	0	1	1	1	
20	Lollie, Marcus	1-4	1-2	0-0	1	1	2	4	3	2	1	0	1	16	16	16	
21	Hicks, Kenny	0-3	0-0	0-0	1	1	2	0	0	1	4	0	0	10	10	10	
22	Dukes, Peter	0-1	0-0	0-0	0	1	1	0	0	2	0	0	0	5	5	5	
40	Garrett, Paul	1-2	0-0	2-3	1	4	5	4	4	0	0	0	0	8	8	8	
45	Bruton, Derek	1-5	0-0	4-5	2	3	5	4	6	0	2	0	0	24	24	24	
50	Meyer, Lang	0-0	0-0	0-0	1	0	1	1	0	0	0	0	0	3	3	3	
	Team				1	1	2										
	Totals	20-60	1-11	20-32	17	25	42	29	61	13	15	1	7	200	200	200	

FG % 1st Half: 10-30 33.3% 2nd half: 10-30 33.3% Game: 20-60 33.3%  
3FG % 1st Half: 0-4 0.0% 2nd half: 1-7 14.3% Game: 1-11 9.1% Deadball Rebounds 0.7  
FT % 1st Half: 10-17 58.8% 2nd half: 10-15 66.7% Game: 20-32 62.5%

Arizona 85 • 23-6, 15-3

##	Player	Total			3-Ptr			Rebounds			PF	TP	A	TO	Blk	Stl	Min
		FG-FGA	FG-FGA	FT-FTA	FG-FGA	FG-FGA	FT-FTA	Off	Def	Tot							
12	Othick, Matt	* 2-9	0-4	8-9	2	4	6	0	12	6	0	0	4	32	32	32	
24	Muehlebach, Matt	* 3-7	1-3	4-5	0	6	6	3	11	6	3	0	0	35	35	35	
35	Buechler, Jason	* 6-9	1-1	5-5	2	1	3	4	18	2	3	0	0	23	23	23	
41	Stokes, Ed	* 5-9	0-0	5-10	7	2	9	2	15	0	1	3	0	31	31	31	
45	Rooks, Sean	* 3-8	0-0	2-4	3	2	5	5	8	3	2	1	0	21	21	21	
11	Schmidt, Casey	0-3	0-2	0-0	1	0	1	0	0	0	0	0	0	7	7	7	
21	Williams, Brian	3-5	0-0	2-2	0	4	4	4	8	0	0	0	0	14	14	14	
30	Womack, Wayne	4-7	0-0	3-4	3	5	2	11	0	2	0	1	24	24	24		
34	David, Brian	1-4	0-0	0-0	0	2	2	3	2	0	1	0	0	13	13	13	
	Team				0	2	2										
	Totals	27-61	2-10	29-39	18	28	46	23	85	17	12	4	9	200	200	200	

FG % 1st Half: 14-26 53.8% 2nd half: 13-35 37.1% Game: 27-61 44.3%  
3FG % 1st Half: 0-2 0.0% 2nd half: 2-8 25.0% Game: 2-10 20.0% Deadball Rebounds 0.1  
FT % 1st Half: 10-13 76.9% 2nd half: 19-26 73.1% Game: 29-39 74.4%

Officials: Willis McJunkin, Steve Wilson, Mark Reischling  
Technical fouls: Stanford-None. Arizona-None.  
Attendance: 9037  
Pac-10 Tournament Semifinals

Score by periods	1st	2nd	Total
Stanford	30	31	61
Arizona	38	47	85

## Official Basketball Box Score -- Game Totals -- Final Statistics UCLA vs Arizona 03/11/90 at Tempe, Ariz. (Wells Fargo Arena)

UCLA 78 • 20-10, 11-7

##	Player	Total			3-Ptr			Rebounds			PF	TP	A	TO	Blk	Stl	Min
		FG-FGA	FG-FGA	FT-FTA	FG-FGA	FG-FGA	FT-FTA	Off	Def	Tot							
04	Wilson, Trevor	* 13-27	0-0	2-4	11	6	17	4	28	1	2	0	2	33	33	33	
12	Madkins, Gerald	* 1-5	0-2	0-0	0	0	0	3	2	4	0	0	2	28	28	28	
15	Martin, Darrick	* 4-9	1-2	1-1	1	1	2	3	10	5	3	0	0	37	37	37	
30	Murray, Tracy	* 5-18	4-9	2-2	3	6	9	3	16	3	2	0	2	33	33	33	
42	MacLean, Don	* 3-10	0-0	6-6	4	0	4	4	12	1	1	0	0	35	35	35	
11	Williams, Kevin	0-1	0-0	0-0	0	0	0	0	0	0	0	0	0	1	1	1	
23	Butler, Mitchell	3-6	1-2	3-4	0	1	1	1	10	1	2	0	1	14	14	14	
25	Owens, Keith	0-1	0-0	0-0	3	0	3	0	0	0	0	0	0	4	4	4	
44	Mason, Zan	0-4	0-0	0-0	3	0	3	0	3	0	0	0	0	6	6	6	
50	Walker, Kevin	0-3	0-1	0-0	1	1	2	0	0	0	0	0	0	9	9	9	
	Team				2	0	2										
	Totals	29-84	6-16	14-17	28	15	43	21	78	15	10	0	7	200	200	200	

FG % 1st Half: 11-35 31.4% 2nd half: 18-49 36.7% Game: 29-84 34.5%  
3FG % 1st Half: 4-9 44.4% 2nd half: 4-7 57.1% Game: 6-16 37.5% Deadball Rebounds 0  
FT % 1st Half: 8-9 88.9% 2nd half: 6-8 75.0% Game: 14-17 82.4%

Arizona 94 • 24-6, 15-3

##	Player	Total			3-Ptr			Rebounds			PF	TP	A	TO	Blk	Stl	Min
		FG-FGA	FG-FGA	FT-FTA	FG-FGA	FG-FGA	FT-FTA	Off	Def	Tot							
12	Othick, Matt	* 3-5	1-1	3-4	0	1	1	0	10	12	4	0	1	39	39	39	
21	Williams, Brian	* 3-5	0-0	4-4	5	8	13	1	10	1	0	1	0	25	25	25	
24	Muehlebach, Matt	* 5-8	3-3	1-2	0	6	6	0	14	3	1	0	4	38	38	38	
35	Buechler, Jason	* 9-18	1-3	3-4	2	5	7	3	22	3	3	0	0	33	33	33	
41	Stokes, Ed	* 3-6	0-0	3-3	3	3	6	4	9	0	2	3	0	16	16	16	
11	Schmidt, Casey	1-1	1-1	0-0	0	0	0	0	3	0	0	0	0	2	2	2	
30	Womack, Wayne	4-7	0-0	0-0	5	3	8	3	8	2	3	0	0	21	21	21	
34	David, Brian	0-1	0-0	0-0	1	0	1	0	0	0	1	0	0	3	3	3	
45	Rooks, Sean	6-12	0-0	6-8	1	3	4	18	2	2	4	0	2	23	23	23	
	Team				0	1	1										
	Totals	34-63	6-8	20-25	17	30	47	15	94	23	16	8	5	200	200	200	

FG % 1st Half: 18-37 48.6% 2nd half: 16-26 61.5% Game: 34-63 54.0%  
3FG % 1st Half: 4-6 66.7% 2nd half: 2-2 100.0% Game: 6-8 75.0% Deadball Rebounds 0.2  
FT % 1st Half: 6-8 75.0% 2nd half: 14-17 82.4% Game: 20-25 80.0%

Officials: Booker Turner, Tom Harrington, Bob Gairbaldi  
Technical fouls: UCLA-None. Arizona-None.  
Attendance: 9037  
Pac-10 Tournament Championship

Score by periods	1st	2nd	Total
UCLA	32	46	78
Arizona	46	48	94

## Official Basketball Box Score -- Game Totals -- Final Statistics Arizona State vs Arizona 3/7/02 6:42 p.m. PT at Los Angeles, Calif. (Staples Center)

Arizona State 56 • 14-14, 7-11

##	Player	Total			3-Ptr			Rebounds			PF	TP	A	TO	Blk	Stl	Min
		FG-FGA	FG-FGA	FT-FTA	FG-FGA	FG-FGA	FT-FTA	Off	Def	Tot							
04	Smith, Tommy	f 2-9	0-0	0-3	2	1	3	4	4	1	5	1	0	24	24	24	
11	Storey, Awvee	f 1-5	0-1	0-2	2	1	3	1	2	0	1	0	1	14	14	14	
52	Prewitt, Chad	c 4-9	1-4	0-1	6	6	12	3	9	0	1	0	1	33	33	33	
01	Braxton, Jason	g 5-16	0-3	2-4	0	1	1	4	12	4	1	0	2	29	29	29	
14	Millage, Curtis	g 4-11	1-4	0-0	2	2	4	4	9	3	3	0	1	35	35	35	
02	Knight, Donnell	3-5	1-2	0-0	1	1	2	1	7	0	0	0	0	12	12	12	
03	Dodd, Kyle	1-2	0-1	0-0	0	0	1	3	2	0	0	0	0	9	9	9	
12	Crandall, Kenny	1-5	1-4	0-0	0	0	0	0	3	0	0	0	0	18	18	18	
20	Nahra, Brad	0-1	0-1	0-0	1	0	1	3	0	1	0	0	0	6	6	6	
24	Allen, Justin	2-3	2-3	0-0	0	3	3	2	6	0	0	0	0	6	6	6	
33	Osborne, Chris	0-0	0-0	0-1	0	0	0	0	0	0	0	0	0	5	5	5	
42	Redhage, Shawn	1-3	0-0	0-0	0	2	2	4	2	0	1	0	0	9	9	9	
	Team				2	5	7										
	Totals	24-69	6-23	2-12	16	23	39	29	56	11	12	1	5	200	200	200	

FG % 1st Half: 11-31 35.5% 2nd half: 13-38 34.2% Game: 24-69 34.8%  
3FG % 1st Half: 1-8 12.5% 2nd half: 5-15 33.3% Game: 6-23 26.1% Deadball Rebounds 3  
FT % 1st Half: 0-7 0.0% 2nd half: 2-5 40.0% Game: 2-12 16.7%

Arizona 73 • 20-9, 12-6

##	Player	Total			3-Ptr			Rebounds			PF	TP	A	TO	Blk	Stl	Min
		FG-FGA	FG-FGA	FT-FTA	FG-FGA	FG-FGA	FT-FTA	Off	Def	Tot							
33	Rick Anderson	f 0-3	0-2	0-2	4	10	14	4	0	0	2	0	0	33	33	33	
4	Luke Walton	f 11-17	0-1	3-5	2	6	8	3									



# PAC-12 TOURNAMENT

## Official Basketball Box Score -- Game Totals -- Final Statistics USC vs Arizona Wildcats 3/9/02 3 p.m. PST at Los Angeles, Calif. (Staples Center)

USC 71 • 22-9, 12-6

#	Player	FG-FGA	3-Ptr	FT-FTA	Rebounds			PF	TP	A	TO	Blk	Stl	Min	
					FG-FGA	3-Ptr	FT-FTA								Off
31	Dupree, Jerry	f	4-7	0-0	1-1	1	3	4	1	9	1	1	4	1	27
34	Bluthenthal, David	f	5-11	3-7	3-3	2	6	8	4	16	0	1	0	0	32
50	Clancy, Sam	f	6-16	0-0	0-2	1	4	5	3	12	2	1	0	0	40
05	Granville, Brandon	g	5-14	1-6	2-2	1	0	1	4	13	4	4	1	1	33
22	Craven, Errick	g	2-7	0-2	0-1	2	5	7	4	4	2	1	0	0	27
21	O'Neil, Rory	g	1-2	0-0	0-0	1	0	1	1	2	0	0	0	0	8
24	Craven, Derrick	g	0-0	0-0	0-0	0	0	0	1	0	1	1	1	1	7
33	Farmer, Desmon	g	6-11	3-7	0-0	1	1	2	4	15	0	0	0	0	26
	Team					4	5	9							
Totals			29-68	7-22	6-9	13	24	37	22	71	10	9	6	3	200

FG % 1st Half: 16-34 47.1% 2nd half: 13-34 38.2% Game: 29-68 42.6%  
 3FG % 1st Half: 4-13 30.8% 2nd half: 3-9 33.3% Game: 7-22 31.8%  
 FT % 1st Half: 3-5 60.0% 2nd half: 3-4 75.0% Game: 6-9 66.7%  
 Deadball Rebounds: 0

## Arizona Wildcats 81 • 22-9, 12-6

#	Player	FG-FGA	3-Ptr	FT-FTA	Rebounds			PF	TP	A	TO	Blk	Stl	Min	
					FG-FGA	3-Ptr	FT-FTA								Off
04	Walton, Luke	f	7-20	1-3	8-9	0	4	4	1	23	8	1	1	1	40
33	Rick Anderson	f	4-11	2-4	2-2	4	5	9	4	12	2	0	0	0	35
45	Channing Frye	c	1-2	0-0	0-1	0	7	7	2	2	0	0	0	0	17
20	Salim Stoudamire	g	9-10	5-6	6-6	0	1	1	3	29	1	1	0	0	37
22	Jason Gardner	g	3-10	2-9	3-4	0	1	1	1	11	5	3	0	0	40
03	Bynum, Will	g	0-0	0-0	0-0	0	1	1	0	0	0	2	0	0	3
34	Dennis Latimore	g	0-0	0-0	0-0	0	1	1	0	0	0	0	0	0	7
52	Isaiah Fox	g	2-3	0-0	0-0	2	6	8	4	4	0	3	0	0	21
	Team					3	3	6							
Totals			26-56	10-22	19-22	9	29	38	16	81	16	12	1	1	200

FG % 1st Half: 11-30 36.7% 2nd half: 15-26 57.7% Game: 26-56 46.4%  
 3FG % 1st Half: 5-10 50.0% 2nd half: 10-22 45.5% Game: 10-22 45.5%  
 FT % 1st Half: 4-6 66.7% 2nd half: 15-16 93.8% Game: 19-22 86.4%  
 Deadball Rebounds: 0

Officials: Dave Libbey, Charlie Range, Bruce Hicks  
 Technical fouls: USC-TEAM. Arizona Wildcats-None.  
 Attendance: 18997  
 2002 Pac-10 Tournament Championship

Score by periods	1st	2nd	Total
USC	39	32	71
Arizona Wildcats	31	50	81

Points	In	Off	2nd	Fast	Bench
	Paint	T/O	Chance	Break	
USC	28	19	13	2	17
ARIZ	22	7	12	2	4

Last FG - USC 2nd-00:10, ARIZ 2nd-00:43.  
 Largest lead - USC by 13 1st-05:34, ARIZ by 12 2nd-01:25.

Score tied - 4 times.  
 Lead changed - 10 times.

## Official Basketball Box Score -- Game Totals -- Final Statistics UCLA vs Arizona 3/13/03 1:20 p.m. PT at Los Angeles, Calif. (Staples Center)

UCLA 96 • 10-18, 6-12

#	Player	FG-FGA	3-Ptr	FT-FTA	Rebounds			PF	TP	A	TO	Blk	Stl	Min	
					FG-FGA	3-Ptr	FT-FTA								Off
23	Patterson, Andre	f	4-9	0-0	5-6	2	10	12	1	13	2	2	2	2	38
24	Kapono, Jason	f	8-17	4-7	6-6	0	5	5	2	26	4	3	0	2	44
15	Hollins, Ryan	c	2-4	0-0	1-1	2	1	3	2	5	1	0	0	0	21
01	Thompson, Dijon	g	4-11	1-1	6-7	4	3	7	5	15	3	2	0	3	37
34	Young, Ray	g	6-15	2-5	3-4	0	5	5	4	17	4	5	1	1	38
05	Crispin, Jon	g	0-0	0-0	0-0	0	0	0	0	0	0	0	0	0	2
10	Walcott, Ryan	g	1-2	0-1	0-0	0	1	1	0	2	2	3	0	1	14
43	Cummings, T.J.	g	7-11	0-1	4-4	2	3	5	5	18	1	0	2	0	31
	Team					1	4	5							
Totals			32-69	7-15	25-28	11	32	43	19	96	17	16	5	9	225

FG % 1st Half: 16-35 45.7% 2nd half: 14-29 48.3% OT: 2-5 40.0% Game: 32-69 46.4%  
 3FG % 1st Half: 4-8 50.0% 2nd half: 3-7 42.9% OT: 0-0 0.0% Game: 7-15 46.7%  
 FT % 1st Half: 5-6 83.3% 2nd half: 10-10 100.0% OT: 10-12 83.3% Game: 25-28 89.3%  
 Deadball Rebounds: 2,6

## Arizona 89 • 25-3, 17-1

#	Player	FG-FGA	3-Ptr	FT-FTA	Rebounds			PF	TP	A	TO	Blk	Stl	Min	
					FG-FGA	3-Ptr	FT-FTA								Off
33	Anderson, Rick	f	9-19	5-10	0-0	7	4	11	2	23	2	2	1	1	39
4	Walton, Luke	f	2-6	0-2	2-2	2	2	4	3	6	7	3	1	1	37
45	Frye, Channing	c	10-16	0-1	3-5	3	6	9	4	23	2	3	1	1	36
20	Stoudamire, Salim	g	4-11	2-8	7-7	1	1	2	1	17	1	2	0	1	25
22	Gardner, Jason	g	2-20	0-12	2-3	1	7	8	2	6	3	1	0	1	42
13	Rodgers, Chris	g	0-0	0-0	0-0	0	0	0	0	0	0	0	0	0	4
2	Fox, Isaiah	g	0-0	0-0	0-0	0	1	1	0	0	0	0	0	0	5
21	Adams, Hassan	g	2-5	0-1	0-0	0	1	1	3	4	1	1	0	1	14
24	Iguodala, Andre	g	4-11	0-2	2-2	4	2	6	4	10	3	1	0	3	23
	Team					1	1	2							
Totals			33-88	7-36	16-19	19	25	44	19	89	19	14	3	10	225

FG % 1st Half: 18-37 48.6% 2nd half: 13-37 35.1% OT: 2-5 40.0% Game: 33-88 37.5%  
 3FG % 1st Half: 3-15 20.0% 2nd half: 3-12 25.0% OT: 1-9 11.1% Game: 7-36 19.4%  
 FT % 1st Half: 4-5 80.0% 2nd half: 10-11 90.9% OT: 2-3 66.7% Game: 16-19 84.2%  
 Deadball Rebounds: 1,2

Officials: Mark Reischling, Bruce Hicks, Ruben Ramos  
 Technical fouls: UCLA-None. Arizona-None.  
 Attendance:  
 2003 Men's Pac 10 Tournament - Game 1

Score by periods	1st	2nd	OT	Total
UCLA	41	41	14	96
Arizona	43	39	7	89

Points	In	Off	2nd	Fast	Bench
	Paint	T/O	Chance	Break	
UCLA	34	14	13	15	20
ARIZ	48	20	14	8	14

Last FG - UCLA OT-02:27, ARIZ OT-00:33.  
 Largest lead - UCLA by 7 1st-08:48, ARIZ by 15 2nd-14:15.

Score tied - 7 times.  
 Lead changed - 19 times.

## Official Basketball Box Score -- Game Totals -- Final Statistics USC vs Arizona 3/11/04 8:45 p.m. PT at Staples Center, Los Angeles, Calif.

USC 76 • 13-15, 8-10

#	Player	FG-FGA	3-Ptr	FT-FTA	Rebounds			PF	TP	A	TO	Blk	Stl	Min	
					FG-FGA	3-Ptr	FT-FTA								Off
04	Guenther Jr, Gregg	f	3-9	1-1	3-3	5	5	10	4	10	0	1	0	0	21
33	Farmer, Desmon	f	2-20	0-12	0-3	0	3	3	3	4	0	1	0	3	37
05	McMillan, Jeff	c	5-9	0-0	3-6	5	8	13	4	13	2	2	0	0	28
22	Craven, Errick	g	8-14	0-2	2-2	2	5	7	5	18	1	1	1	1	28
24	Craven, Derrick	g	2-6	0-1	2-3	1	0	1	2	6	5	2	0	1	28
02	Curtis, Nick	g	0-0	0-0	0-0	0	0	0	1	0	1	0	0	1	4
03	Stewart, Lodrick	g	7-15	4-9	2-4	3	2	5	1	20	1	1	0	3	28
10	Oliver, Jonathan	g	0-2	0-0	0-0	1	0	1	0	0	0	0	0	0	1
21	O'Neil, Rory	g	2-4	1-3	0-0	2	1	3	3	5	0	2	1	0	17
23	Stewart, Rodrick	g	0-1	0-0	0-0	0	1	1	2	0	0	0	0	0	8
	Team					1	3	4							
Totals			29-80	6-28	12-21	20	28	48	25	76	10	10	2	9	200

FG % 1st Half: 14-44 31.8% 2nd half: 15-36 41.7% Game: 29-80 36.3%  
 3FG % 1st Half: 3-14 21.4% 2nd half: 3-14 21.4% Game: 6-28 21.4%  
 FT % 1st Half: 5-8 62.5% 2nd half: 7-13 53.8% Game: 12-21 57.1%  
 Deadball Rebounds: 3

## Arizona 79 • 20-8, 11-7

#	Player	FG-FGA	3-Ptr	FT-FTA	Rebounds			PF	TP	A	TO	Blk	Stl	Min	
					FG-FGA	3-Ptr	FT-FTA								Off
21	Adams, Hassan	f	5-12	1-4	10-12	6	8	14	4	21	0	3	2	0	36
24	Iguodala, Andre	f	3-10	1-2	5-5	1	6	7	5	12	3	2	0	1	22
45	Frye, Channing	c	8-13	1-1	2-2	2	4	6	3	19	1	2	2	1	38
15	Shakur, Mustafa	g	4-5	1-1	7-9	0	7	7	2	16	6	4	0	2	35
20	Stoudamire, Salim	g	3-15	1-8	1-3	1	4	5	2	8	1	3	0	0	37
13	Rodgers, Chris	g	0-1	0-1	0-1	1	0	1	2	0	2	2	0	1	21
54	Walters, Kirk	g	0-0	0-0	0-0	0	0	0	0	0	0	0	0	0	1
55	Radenovic, Ivan	g	0-2	0-1	3-4	0	4	4	2	3	1				



# PAC-12 TOURNAMENT

## Official Basketball Box Score -- Game Totals -- Final Statistics California vs Arizona 3/10/05 12:20 pm PT at Los Angeles, Calif. (Staples Center)

### California 63 • 13-16, 6-12

##	Player	Total			3-Ptr			Rebounds			PF	TP	A	TO	Blk	Stl	Min
		FG	FGA	FT	FTA	FG	FGA	FT	FTA	Off							
0	Benson, Rod	f	2-4	0-0	0-0	2	2	4	0	4	2	0	0	0	0	18	
3	McGuire, Dominic	f	6-10	1-2	0-0	3	3	6	2	13	5	1	1	0	27		
55	Paris, David	c	0-3	0-0	2-2	1	1	2	3	2	1	0	0	0	11		
15	Midgley, Richard	g	5-9	0-1	0-0	0	2	2	2	10	2	3	0	3	32		
20	Smith, Martin	g	1-6	0-1	1-2	0	1	1	0	3	1	2	0	0	20		
1	Ubaka, Ayinde	g	3-7	1-4	0-0	0	2	2	1	7	1	2	0	0	25		
12	Panavsek, Steve	f	1-1	1-1	0-0	0	0	0	0	3	0	0	0	0	2		
14	Viermeisel, Eric	g	2-5	2-4	2-2	1	2	3	0	8	1	0	0	1	10		
25	Katley, Marcuise	g	4-13	0-1	1-1	1	1	2	0	9	0	1	0	1	28		
32	Langford, Kevin	g	1-4	0-0	0-0	0	0	0	2	0	0	0	1	0	6		
33	Pribble, Alex	g	0-1	0-0	0-0	1	0	1	0	0	0	0	0	0	2		
35	Hardin, DeVon	g	1-4	0-0	0-2	1	0	1	2	2	1	1	0	1	19		
Team						2 1 3											
Totals			26-67	5-14	6-9	12	15	27	10	63	14	10	2	7	200		

FG % 1st Half: 11-28 39.3% 2nd half: 15-39 38.5% Game: 26-67 38.8% Deadball Rebounds 3.1  
 3FG % 1st Half: 0-2 0.0% 2nd half: 5-12 41.7% Game: 5-14 35.7%  
 FT % 1st Half: 1-1 100.0% 2nd half: 5-8 62.5% Game: 6-9 66.7%

### Arizona 88 • 26-5, 15-3

##	Player	Total			3-Ptr			Rebounds			PF	TP	A	TO	Blk	Stl	Min
		FG	FGA	FT	FTA	FG	FGA	FT	FTA	Off							
21	Adams, Hassan	f	4-7	0-1	2-4	2	2	4	2	10	4	0	0	0	23		
55	Radenovic, Ivan	f	4-9	0-1	1-1	3	4	7	2	9	1	0	1	2	19		
45	Frye, Channing	c	10-11	0-1	2-2	2	2	4	2	22	2	1	2	0	25		
15	Shakur, Mustafa	g	3-6	2-3	2-4	0	3	3	0	10	8	1	0	0	30		
20	Stoudamire, Salim	g	2-6	1-3	2-2	0	4	4	0	7	2	2	0	0	20		
12	Dillon, Daniel	g	1-1	1-1	0-0	0	0	0	0	3	1	0	0	0	3		
13	Rodgers, Chris	g	2-4	1-2	0-0	0	3	3	1	5	1	2	0	1	13		
2	Fox, Isaiah	g	1-2	0-0	0-0	1	1	2	1	2	0	3	0	0	9		
23	Verdejo, Jesus	g	1-5	0-3	0-0	0	2	2	0	2	3	1	0	0	15		
30	Brase, Matt	g	0-0	0-0	0-0	0	1	1	0	0	0	0	0	0	3		
44	Brielmaier, Bret	g	0-1	0-0	0-0	0	0	0	1	0	0	0	0	0	7		
5	McClellan, Jawann	g	6-8	2-2	0-0	2	2	4	1	14	0	0	0	1	18		
54	Walters, Kirk	g	2-2	0-0	0-0	0	1	1	1	4	0	2	2	0	15		
Team						2 2 4											
Totals			36-62	7-17	9-13	12	27	39	10	88	22	12	5	4	200		

FG % 1st Half: 16-28 57.1% 2nd half: 20-34 58.8% Game: 36-62 58.1% Deadball Rebounds 2.2  
 3FG % 1st Half: 2-7 28.6% 2nd half: 5-10 50.0% Game: 7-17 41.2%  
 FT % 1st Half: 8-11 72.7% 2nd half: 1-2 50.0% Game: 9-13 69.2%

Officials: Dave Libbey, Andy Rios, Kevin Brill  
 Technical fouls: California-Hardin, DeVon. Arizona-None.  
 Attendance: 14014  
 2005 Pacific 10 Men's Basketball Tournament - GAME 1

Score by periods	1st	2nd	Total
California	23	40	63
Arizona	42	46	88

Last FG - CAL 2nd-00:13, ARIZ 2nd-00:20.  
 Largest lead - CAL None, ARIZ by 30 2nd-14:09.

Score tied - 0 times.  
 Lead changed - 0 times.

## Official Basketball Box Score -- Game Totals -- Final Statistics Oregon State vs Arizona 3/11/05 6:15 p.m. PT at Los Angeles, Calif. (Staples Center)

### Oregon State 59 • 17-14, 8-10

##	Player	Total			3-Ptr			Rebounds			PF	TP	A	TO	Blk	Stl	Min
		FG	FGA	FT	FTA	FG	FGA	FT	FTA	Off							
11	DeWitz, Nick	f	4-7	1-2	1-1	0	2	2	4	10	0	2	1	0	20		
30	Lucas, David	f	6-12	0-1	3-4	5	7	12	2	15	2	7	0	0	32		
35	Jeffers, Kyle	c	4-5	0-0	0-0	2	1	3	0	8	2	0	0	0	15		
01	Hurd, Lamar	g	0-1	0-1	0-0	0	1	1	2	0	4	0	0	1	29		
13	Stephens, Chris	g	0-5	0-4	0-0	0	1	1	2	0	0	2	0	1	23		
03	Jones, Marcel	g	0-1	0-1	0-0	0	0	0	0	0	0	0	0	0	1		
05	Remmers, Vic	g	0-3	0-3	0-0	0	0	0	0	0	0	0	0	0	2		
10	Fontenet, Jason	g	1-6	1-4	0-0	0	1	1	0	3	5	4	0	0	23		
15	Cuic, Sasa	g	2-9	2-4	3-4	2	3	5	4	9	1	1	0	0	24		
22	Nash, J.S.	g	4-4	1-1	5-5	0	0	0	0	14	1	1	0	1	27		
24	Rotter, Derek	g	0-0	0-0	0-0	0	1	1	0	0	0	0	0	0	2		
25	Hooks, Kenny	g	0-1	0-0	0-0	0	0	0	0	0	0	0	0	0	2		
Team						0 1 1											
Totals			21-54	5-21	12-14	9	18	27	14	59	15	18	1	3	200		

FG % 1st Half: 14-30 46.7% 2nd half: 7-24 29.2% Game: 21-54 38.9% Deadball Rebounds 2  
 3FG % 1st Half: 5-12 41.7% 2nd half: 0-9 0.0% Game: 5-21 23.8%  
 FT % 1st Half: 2-3 66.7% 2nd half: 10-11 90.9% Game: 12-14 85.7%

### Arizona 90 • 27-5, 15-3

##	Player	Total			3-Ptr			Rebounds			PF	TP	A	TO	Blk	Stl	Min
		FG	FGA	FT	FTA	FG	FGA	FT	FTA	Off							
45	Frye, Channing	f	7-8	0-0	3-3	3	4	7	2	17	1	1	1	2	29		
55	Radenovic, Ivan	f	3-8	0-1	2-2	0	1	1	3	8	2	2	0	0	24		
15	Shakur, Mustafa	c	4-6	1-1	1-1	1	3	4	2	10	3	1	0	0	26		
20	Stoudamire, Salim	g	5-10	3-7	4-4	0	0	0	0	17	1	1	0	2	29		
21	Adams, Hassan	g	6-12	0-2	2-3	1	5	6	4	14	4	2	0	1	30		
02	Fox, Isaiah	g	0-1	0-0	0-0	0	1	1	0	0	0	0	0	0	3		
05	McClellan, Jawann	g	6-7	2-3	1-3	3	2	5	2	15	2	2	0	0	25		
12	Dillon, Daniel	g	1-1	0-0	0-0	0	2	2	0	2	2	1	0	0	5		
13	Rodgers, Chris	g	2-3	1-1	0-0	0	0	0	1	5	0	0	0	1	12		
23	Verdejo, Jesus	g	0-1	0-0	0-0	0	1	1	2	0	0	0	0	0	5		
30	Brase, Matt	g	1-1	0-0	0-0	0	0	0	0	2	0	0	0	0	2		
44	Brielmaier, Bret	g	0-0	0-0	0-0	0	1	1	0	0	0	0	0	0	2		
54	Walters, Kirk	g	0-1	0-0	0-0	0	2	2	0	0	0	0	1	0	8		
Team						0 1 1											
Totals			35-59	7-15	13-16	8	23	31	16	90	15	12	2	6	200		

FG % 1st Half: 13-27 48.1% 2nd half: 22-32 68.8% Game: 35-59 59.3% Deadball Rebounds 1.1  
 3FG % 1st Half: 4-9 44.4% 2nd half: 3-6 50.0% Game: 7-15 46.7%  
 FT % 1st Half: 10-13 76.9% 2nd half: 3-3 100.0% Game: 13-16 81.3%

Officials: Bruce Hicks, Tom Wood, Mike Reed  
 Technical fouls: Oregon State-None. Arizona-None.  
 Attendance:  
 2005 Pacific 10 Men's Basketball Tournament - Game 5

Score by periods	1st	2nd	Total
Oregon State	35	24	59
Arizona	40	50	90

Last FG - OSU 2nd-04:19, ARIZ 2nd-00:26.  
 Largest lead - OSU by 2 1st-19:15, ARIZ by 31 2nd-00:26.

Score tied - 1 time.  
 Lead changed - 1 time.

## Official Basketball Box Score -- Game Totals -- Final Statistics Washington vs Arizona 3/12/05 3 p.m. PST at Los Angeles, Calif. (Staples Center)

### Washington 81 • 27-5, 14-4

##	Player	Total			3-Ptr			Rebounds			PF	TP	A	TO	Blk	Stl	Min
		FG	FGA	FT	FTA	FG	FGA	FT	FTA	Off							
15	Jones, Bobby	f	0-1	0-1	2-2	3	4	7	3	2	2	2	0	0	24		
42	Jensen, Mike	f	1-3	0-1	3-4	3	1	4	0	5	0	1	0	0	14		
01	Simmons, Tre	g	7-14	2-6	2-3	3	6	9	1	18	4	0	0	0	32		
02	Robinson, Nate	g	5-16	2-8	6-6	2	3	5	2	18	4	3	0	1	34		
05	Conroy, Will	g	4-13	4-10	0-0	1	4	5	1	12	4	1	0	1	32		
00	Smith, Joel	g	0-1	0-1	0-0	0	0	0	1	0	0	0	0	0	6		
03	Roy, Brandon	g	2-4	0-0	0-0	0	1	1	1	4	2	1	0	0	23		
04	Rollins, Hakeem	g	2-2	0-0	2-2	2	1	3	2	6	0	2	0	1	18		
24	Williams, Jamaal	g	7-9	0-0	2-2	0	0	0	4	16	0	1	0	0	17		
Team						3 4 7											
Totals			28-63	8-27	17-19	17	24	41	15	81	16	11	0	3	200		

FG % 1st Half: 13-36 36.1% 2nd half: 15-27 55.6% Game: 28-63 44.4% Deadball Rebounds 2  
 3FG % 1st Half: 3-16 18



# PAC-12 TOURNAMENT

## Official Basketball Box Score -- Game Totals -- Final Statistics Arizona vs UCLA 3/10/06 6 p.m. PST at Los Angeles, Calif. (Staples Center)

### Arizona 59 • 19-12, 11-7

##	Player	Total	3-Ptr			Rebounds			PF	TP	A	TO	Blk	Stl	Min
			FG-FGA	FG-FGA	FT-FTA	Off	Def	Tot							
03	Williams, Marcus	f	9-19	3-3	4-4	3	4	7	0	25	1	3	2	0	37
55	Radenovic, Ivan	f	6-13	0-1	5-6	4	6	10	3	17	0	3	0	2	35
54	Walters, Kirk	c	2-3	0-0	0-0	1	1	2	3	4	0	2	1	0	14
13	Rodgers, Chris	g	2-9	0-1	0-0	0	2	2	2	4	2	2	0	0	33
15	Shakur, Mustafa	g	2-7	0-0	1-2	0	2	2	2	5	2	5	0	1	35
12	Dillon, Daniel	g	1-1	0-0	0-0	1	0	1	2	2	0	0	1	0	15
14	Tangara, Mohamed	f	1-1	0-0	0-0	0	0	0	1	2	0	0	0	0	9
24	Onobun, Fendi	g	0-2	0-0	0-0	0	1	1	1	0	0	0	0	2	10
30	Prince, J.P.	g	0-0	0-0	0-0	0	0	0	0	0	0	0	1	2	
44	Brielmaier, Bret	g	0-0	0-0	0-0	0	0	0	0	0	0	0	0	10	
Team						3	2	5							
Totals			23-55	3-5	10-12	12	18	30	14	59	5	15	4	6	200

FG % 1st Half: 11-23 47.8% 2nd half: 12-32 37.5% Game: 23-55 41.8% Deadball Rebounds 0,1  
 3FG % 1st Half: 2-4 50.0% 2nd half: 1-1 100.0% Game: 3-5 60.0%  
 FT % 1st Half: 2-2 100.0 2nd half: 8-10 80.0% Game: 10-12 83.3%

### UCLA 71 • 26-6, 14-4

##	Player	Total	3-Ptr			Rebounds			PF	TP	A	TO	Blk	Stl	Min
			FG-FGA	FG-FGA	FT-FTA	Off	Def	Tot							
04	Affalo, Arron	f	5-9	1-5	1-1	0	3	3	3	12	1	2	0	1	32
23	Mbah a Moute, Luc Ri	f	5-8	0-0	2-2	2	5	7	0	12	1	0	1	0	31
15	Hollins, Ryan	c	2-4	0-0	3-4	2	5	7	3	7	1	2	2	2	24
01	Farmar, Jordan	g	2-6	1-4	0-0	1	2	3	3	5	6	7	0	0	23
21	Bozeman, Cedric	g	4-10	0-2	1-1	3	1	4	0	9	2	0	0	3	27
02	Collison, Darren	g	6-10	2-3	1-1	0	0	0	0	15	1	0	0	1	23
05	Robinson, DeAndre	g	0-0	0-0	0-0	0	0	0	0	0	0	0	0	1	
10	Rubin, Janou	g	0-0	0-0	0-0	0	0	0	0	0	0	0	0	1	
11	Wright, Ryan	g	0-0	0-0	0-0	0	0	0	2	0	0	0	0	2	
12	Aboya, Alfred	g	3-4	0-0	1-2	1	2	3	3	7	1	0	0	1	22
14	Mata, Lorenzo	g	0-0	0-0	1-2	0	0	0	1	1	0	0	0	1	
20	Roll, Michael	g	1-5	1-4	0-1	0	1	1	0	3	1	0	0	1	13
Team						2	2	4							
Totals			28-56	5-18	10-14	11	21	32	15	71	14	11	3	9	200

FG % 1st Half: 13-32 40.6% 2nd half: 15-24 62.5% Game: 28-56 50.0% Deadball Rebounds 2,1  
 3FG % 1st Half: 3-13 23.1% 2nd half: 2-5 40.0% Game: 5-18 27.8%  
 FT % 1st Half: 4-5 80.0% 2nd half: 6-9 66.7% Game: 10-14 71.4%

Officials: Mark Reischling, Michael Eggers, Michael Reed  
 Technical fouls: Arizona-None. UCLA-None.  
 Attendance: 17856  
 2006 Pacific 10 Men's Basketball Tournament - Game 7 (Semifinal 1)

Score by periods	1st	2nd	Total
Arizona	26	33	59
UCLA	33	38	71

	In	Off	2nd	Fast	Bench
Points	Paint	T/O	Chance	Break	
ARIZ	16	12	9	0	4
UCLA	36	19	16	0	26

Last FG - ARIZ 2nd-00:16, UCLA 2nd-01:17.  
 Largest lead - ARIZ by 4 1st-15:49, UCLA by 22 2nd-08:31.  
 Score tied - 2 times.  
 Lead changed - 6 times.

## Official Basketball Box Score -- Game Totals -- Final Statistics Arizona vs Oregon 3/8/07 12:20 pm PST at Los Angeles, Calif. (Staples Center)

### Arizona 50 • 20-10, 11-7

##	Player	Total	3-Ptr			Rebounds			PF	TP	A	TO	Blk	Stl	Min
			FG-FGA	FG-FGA	FT-FTA	Off	Def	Tot							
34	Budinger, Chase	f	4-11	2-5	0-0	0	1	1	2	10	2	1	2	1	28
43	Hill, Jordan	f	7-11	0-0	1-2	6	8	14	3	15	1	1	2	1	31
55	Radenovic, Ivan	f	2-7	0-1	2-2	4	4	8	1	6	6	4	2	0	34
03	Williams, Marcus	g	6-20	1-5	0-2	0	3	3	1	13	1	1	0	1	37
15	Shakur, Mustafa	g	1-6	0-4	0-1	0	1	1	4	2	3	3	0	0	25
05	McClellan, Jawann	g	0-2	0-0	2-2	1	1	2	1	2	1	1	1	0	18
12	Dillon, Daniel	g	0-1	0-1	0-0	0	1	1	0	0	0	1	0	0	9
13	Wise, Nic	g	1-2	0-0	0-0	0	1	1	0	2	0	1	0	0	8
14	Tangara, Mohamed	g	0-0	0-0	0-0	0	0	0	0	0	0	0	0	0	2
24	Onobun, Fendi	g	0-0	0-0	0-0	0	0	0	1	0	0	0	0	0	2
44	Brielmaier, Bret	g	0-0	0-0	0-0	0	1	1	2	0	0	0	0	0	6
Team						3	3	6							
Totals			21-60	3-16	5-9	14	24	38	15	50	15	13	7	3	200

FG % 1st Half: 9-27 33.3% 2nd half: 12-33 36.4% Game: 21-60 35.0% Deadball Rebounds 1,1  
 3FG % 1st Half: 2-7 28.6% 2nd half: 1-9 11.1% Game: 3-16 18.8%  
 FT % 1st Half: 3-5 60.0% 2nd half: 2-4 50.0% Game: 5-9 55.6%

### Oregon 69 • 24-7, 11-7

##	Player	Total	3-Ptr			Rebounds			PF	TP	A	TO	Blk	Stl	Min
			FG-FGA	FG-FGA	FT-FTA	Off	Def	Tot							
01	Hairston, Malik	f	2-7	1-2	4-4	2	8	10	3	9	4	0	0	2	31
04	Taylor, Bryce	f	3-6	0-1	2-3	0	4	4	4	8	2	3	0	0	31
10	Leunen, Maarty	c	4-10	1-2	0-1	3	5	8	1	9	1	1	0	2	32
00	Brooks, Aaron	g	6-13	4-8	0-0	1	5	6	1	16	2	2	2	0	35
12	Porter, Tajuan	g	8-12	5-6	0-0	2	2	2	1	21	2	2	0	1	35
03	Platt, Mitch	g	0-0	0-0	0-0	0	0	0	0	0	0	0	0	0	1
05	Akwenuke, Josh	g	0-1	0-0	0-0	0	1	1	0	0	0	0	0	0	2
21	Stelly, Adrian	g	0-0	0-0	0-0	0	0	0	0	0	0	0	0	0	2
25	Oguchi, Chamberlain	g	0-3	0-1	0-0	0	0	0	0	0	0	0	0	1	15
42	Zahn, Adam	g	0-0	0-0	0-0	0	0	0	0	3	0	1	1	0	3
50	Catron, Joevan	g	3-4	0-0	0-2	2	0	2	1	6	0	1	0	0	13
Team						0	2	2							
Totals			26-56	11-20	6-10	8	27	35	15	69	12	10	2	6	200

FG % 1st Half: 14-31 45.2% 2nd half: 12-25 48.0% Game: 26-56 46.4% Deadball Rebounds 1,1  
 3FG % 1st Half: 6-10 60.0% 2nd half: 5-10 50.0% Game: 11-20 55.0%  
 FT % 1st Half: 0-0 0.0% 2nd half: 6-10 60.0% Game: 6-10 60.0%

Officials: Mark Reischling, Bill Kennedy, Mike Eggers  
 Technical fouls: Arizona-None. Oregon-None.  
 Attendance: 16318  
 2007 Pacific 10 Men's Basketball Tournament - Game #3

Score by periods	1st	2nd	Total
Arizona	23	27	50
Oregon	34	35	69

	In	Off	2nd	Fast	Bench
Points	Paint	T/O	Chance	Break	
ARIZ	30	9	16	4	4
ORE	26	10	6	11	6

Last FG - ARIZ 2nd-00:08, ORE 2nd-02:11.  
 Largest lead - ARIZ by 1 1st-19:39, ORE by 21 2nd-09:43.  
 Score tied - 0 times.  
 Lead changed - 2 times.

## Official Basketball Box Score -- Game Totals -- Final Statistics Oregon State vs Arizona 3/12/08 8:45 p.m. PT at Los Angeles, Calif. (Staples Center)

### Oregon State 56 • 6-25, 0-18

##	Player	Total	3-Ptr			Rebounds			PF	TP	A	TO	Blk	Stl	Min
			FG-FGA	FG-FGA	FT-FTA	Off	Def	Tot							
03	Jones, Marcel	f	3-10	1-4	0-2	6	6	12	1	7	2	2	1	3	28
10	Schaffenaar, Roeland	f	2-3	0-1	1-2	1	4	5	0	5	0	0	0	0	10
05	Tarver, Josh	g	0-5	0-0	1-2	0	0	0	2	2	0	1	0	1	20
11	Claitt, Rickey	g	1-3	0-1	0-0	0	0	0	2	2	0	1	0	0	23
12	McConnell, Joey	g	0-0	0-0	0-0	1	1	2	1	0	1	0	0	0	7
01	Bjornstad, Kyle	g	0-0	0-0	0-0	0	0	0	0	0	0	0	0	0	2
02	Hampton, Calvin	g	1-5	0-0	0-0	0	0	0	1	2	0	1	0	0	14
15	Tarver, Seth	g	1-6	0-3	1-1	0	3	3	1	3	0	0	0	0	10
22	Haynes, Calvin	g	5-10	0-0	0-0	0	1	1	0	10	0	2	0	0	24
24	Johnson, Omari	g	0-4	0-3	2-2	0	1	1	1	2	0	0	1	1	17
32	Carter, Sean	g	2-5	0-0	0-4	3	2	5	3	4	0	0	2	0	17
34	Wallace, Lathen	g	6-13	3-7	4-4	1	1	2	3	19	0	1	1	2	28
Team						1	0	1							
Totals			21-64	4-20	10-17	13	19	32	15	56	3	8	5	7	200

FG % 1st Half: 8-30 26.7% 2nd half: 13-34 38.2% Game: 21-64 32.8% Deadball Rebounds 5  
 3FG % 1st Half: 1-10 10.0% 2nd half: 3-10 30.0% Game: 4-20 20.0%  
 FT % 1st Half: 4-4 100.0 2nd



# PAC-12 TOURNAMENT

## Official Basketball Box Score -- Game Totals -- Final Statistics Arizona vs Arizona State 3/12/09 Noon PDT at Los Angeles, Calif. (Staples Center)

### Arizona 56 • 19-13, 9-9

##	Player	Total	3-Ptr			Rebounds			PF	TP	A	TO	Blk	Stl	Min
			FG-FGA	FG-FGA	FT-FTA	Off	Def	Tot							
34	Budinger, Chase	f	3-15	1-9	1-1	1	2	3	2	8	4	3	0	0	39
42	Horne, Jamelle	f	3-4	2-2	0-0	3	6	9	2	8	1	0	0	0	36
43	Hill, Jordan	f	9-21	0-0	2-3	8	5	13	3	20	1	1	0	2	39
13	Wise, Nic	g	6-14	2-5	4-4	1	2	3	3	18	2	1	0	1	37
21	Fogg, Kyle	g	0-3	0-1	0-0	2	0	2	2	0	3	1	0	0	29
02	Johnson, Zane	g	1-4	0-3	0-0	1	4	5	2	2	0	1	0	0	16
11	Bagga, David	g	0-1	0-1	0-0	0	0	0	0	0	0	0	0	0	1
14	Lavender, Brendon	g	0-0	0-0	0-0	0	0	0	1	0	0	0	0	0	2
50	Jacobson, Alex	g	0-0	0-0	0-0	0	0	0	0	0	0	0	0	0	1
Team						0	1	1							
Totals			22-62	5-21	7-8	16	20	36	15	56	11	8	0	3	200

FG % 1st Half: 13-27 48.1% 2nd half: 9-35 25.7% Game: 22-62 35.5% Deadball Rebounds 1  
3FG % 1st Half: 3-9 33.3% 2nd half: 2-12 16.7% Game: 5-21 23.8%  
FT % 1st Half: 5-6 83.3% 2nd half: 2-2 100.0% Game: 7-8 87.5%

### Arizona State 68 • 23-8, 11-7

##	Player	Total	3-Ptr			Rebounds			PF	TP	A	TO	Blk	Stl	Min
			FG-FGA	FG-FGA	FT-FTA	Off	Def	Tot							
04	Pendergraph, Jeff	f	4-6	0-0	2-2	2	7	9	4	10	0	1	0	1	28
30	Kuksiks, Rihards	f	2-7	2-7	0-0	0	1	1	1	6	5	1	0	0	35
03	Abbott, Ty	g	4-7	3-5	0-1	0	6	6	2	11	3	0	0	0	37
12	Glasser, Derek	g	4-8	1-4	0-2	1	1	2	0	9	4	1	0	1	38
13	Harden, James	g	9-17	1-7	8-8	2	6	8	3	27	4	2	0	2	37
02	Boateng, Eric	g	1-1	0-0	0-1	0	3	3	1	2	1	0	1	0	12
44	Shipp, Jerren	g	1-2	1-2	0-0	1	0	1	0	3	0	1	0	1	13
Team						0	0	0							
Totals			25-48	8-25	10-14	6	24	30	11	68	17	6	1	5	200

FG % 1st Half: 13-25 52.0% 2nd half: 12-23 52.2% Game: 25-48 52.1% Deadball Rebounds 1  
3FG % 1st Half: 4-13 30.8% 2nd half: 4-12 33.3% Game: 8-25 32.0%  
FT % 1st Half: 2-3 66.7% 2nd half: 8-11 72.7% Game: 10-14 71.4%

Officials: Dave Libbey, Kevin Brill, Tony Padilla  
Technical fouls: Arizona-None, Arizona State-None.  
Attendance: 14732  
2009 PAC-12 Men's Basketball Tournament - Game 3  
Arizona State advances to play winner of Washington-Stanford game

Score by periods	1st	2nd	Total
Arizona	34	22	56
Arizona State	32	36	68

Last FG - ARIZ 2nd-01:20, ASU 2nd-03:16.  
Largest lead - ARIZ by 4 1st-09:07, ASU by 12 2nd-05:11.

	In	Off	2nd	Fast	Bench
Points	Paint	T/O	Chance	Break	
ARIZ	32	7	12	2	2
ASU	30	10	5	8	5

Score tied - 2 times.  
Lead changed - 6 times.

## Official Basketball Box Score -- Game Totals -- Final Statistics UCLA vs Arizona 3/11/10 12:10 pm PST at Los Angeles, Calif. (Staples Center)

### UCLA 75 • 14-17

##	Player	Total	3-Ptr			Rebounds			PF	TP	A	TO	Blk	Stl	Min
			FG-FGA	FG-FGA	FT-FTA	Off	Def	Tot							
11	Nelson, Reeves	f	8-9	0-0	3-6	4	5	8	3	19	3	2	0	0	32
23	Honeycutt, Tyler	f	3-3	0-0	0-0	2	5	7	5	6	2	2	1	3	20
41	Dragovic, Nikola	f	3-12	2-9	10-12	1	4	5	0	18	2	3	3	2	37
03	Lee, Malcolm	g	2-5	1-2	4-4	0	4	4	3	9	3	1	0	0	34
20	Roll, Michael	g	7-14	3-6	1-2	1	2	3	1	18	2	2	1	3	36
05	Anderson, Jerime	g	2-4	0-1	1-1	0	2	2	0	5	4	1	0	0	27
10	Abdul-Hamid, Mustafa	g	0-0	0-0	0-0	0	0	0	1	0	0	0	0	0	3
21	Lane, Brendan	g	0-0	0-0	0-0	0	0	0	4	0	1	4	0	0	11
Team						3	1	4							
Totals			25-47	6-18	19-25	11	24	35	17	75	17	15	5	8	200

FG % 1st Half: 16-25 64.0% 2nd half: 9-22 40.9% Game: 25-47 53.2% Deadball Rebounds 1  
3FG % 1st Half: 3-8 37.5% 2nd half: 3-10 30.0% Game: 6-18 33.3%  
FT % 1st Half: 2-3 66.7% 2nd half: 17-22 77.3% Game: 19-25 76.0%

### Arizona 69 • 16-15

##	Player	Total	3-Ptr			Rebounds			PF	TP	A	TO	Blk	Stl	Min
			FG-FGA	FG-FGA	FT-FTA	Off	Def	Tot							
23	Williams, Derrick	f	5-15	0-3	4-4	4	10	14	3	14	1	5	0	1	34
42	Horne, Jamelle	f	1-4	1-2	0-0	0	0	0	5	3	0	1	1	0	19
44	Hill, Solomon	f	3-5	0-0	2-4	2	5	7	2	8	1	1	0	2	27
13	Wise, Nic	g	5-12	1-4	5-5	0	3	3	1	16	1	1	0	1	33
21	Fogg, Kyle	g	4-12	1-5	1-2	2	1	3	2	10	3	2	1	0	34
01	Natyazhko, Kyryl	g	1-1	0-0	0-0	0	0	0	0	2	0	0	0	0	5
03	Parrom, Kevin	g	3-4	0-0	0-0	1	1	2	0	6	0	0	0	0	13
12	Jones, Lamont	g	3-9	0-2	1-1	1	0	1	2	7	1	1	0	1	20
24	Lavender, Brendon	g	1-3	1-3	0-0	1	0	0	1	3	1	0	0	0	9
50	Jacobson, Alex	g	0-0	0-0	0-1	1	1	2	1	0	0	0	0	0	6
Team						6	0	6							
Totals			26-65	4-19	13-17	16	16	32	17	69	8	11	2	5	200

FG % 1st Half: 13-27 48.1% 2nd half: 13-38 34.2% Game: 26-65 40.0% Deadball Rebounds 3  
3FG % 1st Half: 2-5 40.0% 2nd half: 2-14 14.3% Game: 4-19 21.1%  
FT % 1st Half: 5-6 83.3% 2nd half: 8-11 72.7% Game: 13-17 76.5%

Officials: Dick Cartmell, Mike Scyphers, Bobby McRoy  
Technical fouls: UCLA-None, Arizona-None.  
Attendance: 12125  
2010 Pacific Life Pac-12 Tournament Quarterfinal

Score by periods	1st	2nd	Total
UCLA	37	38	75
Arizona	33	36	69

Last FG - UCLA 2nd-00:18, ARIZ 2nd-00:01.  
Largest lead - UCLA by 9 1st-06:52, ARIZ by 2 1st-19:47.

	In	Off	2nd	Fast	Bench
Points	Paint	T/O	Chance	Break	
UCLA	37	16	10	0	18
ARIZ	36	6	16	0	18

Score tied - 0 times.  
Lead changed - 1 time.

## Official Basketball Box Score -- Game Totals -- Final Statistics Oregon State vs Arizona 3/11/11 2:45 p.m. PT at Los Angeles, Calif. (Staples Center)

### Oregon State 69 • 11-20

##	Player	Total	3-Ptr			Rebounds			PF	TP	A	TO	Blk	Stl	Min
			FG-FGA	FG-FGA	FT-FTA	Off	Def	Tot							
11	Burton, Joe	f	4-7	0-0	1-2	0	5	5	3	9	4	2	1	1	30
24	Johnson, Omari	f	1-4	0-0	0-0	1	5	6	0	2	0	3	0	1	24
12	Brandt, Angus	c	2-4	1-1	0-0	0	1	1	4	5	1	1	0	0	16
01	Cunningham, Jared	g	9-14	2-4	3-7	2	2	4	0	23	4	2	1	6	34
55	Nelson, Roberto	g	1-4	0-0	0-0	0	0	0	2	2	1	1	0	1	20
00	McShane, Kevin	g	0-0	0-0	0-0	1	1	2	2	0	0	2	0	0	10
03	Starks, Ahmad	g	6-15	4-9	1-1	0	2	2	3	17	3	0	0	0	27
04	Brown, Chris	g	0-0	0-0	0-0	0	0	0	0	0	0	0	0	0	2
22	Haynes, Calvin	g	0-0	0-0	0-2	0	0	0	0	0	0	1	0	0	4
30	Deane, Daniel	g	0-0	0-0	0-0	0	0	0	0	0	0	0	0	0	2
34	Wallace, Lathen	g	1-1	0-0	0-0	0	1	1	0	2	0	1	0	1	2
41	Jones, Daniel	g	0-0	0-0	0-0	0	0	0	0	0	0	0	0	0	1
44	Collier, Devon	g	4-6	0-0	1-4	2	5	7	1	9	0	3	2	1	28
Team						3	0	3							
Totals			28-55	7-15	6-16	9	22	31	15	69	13	16	4	11	200

FG % 1st Half: 15-28 53.6% 2nd half: 13-27 48.1% Game: 28-55 50.9% Deadball Rebounds 3  
3FG % 1st Half: 2-7 28.6% 2nd half: 5-8 62.5% Game: 7-15 46.7%  
FT % 1st Half: 5-8 62.5% 2nd half: 1-8 12.5% Game: 6-16 37.5%

### Arizona 78 • 26-6

##	Player	Total	3-Ptr			Rebounds			PF	TP	A	TO	Blk	Stl	Min
			FG-FGA	FG-FGA	FT-FTA	Off	Def	Tot							
03	Parrom, Kevin	f	5-9	0-1	3-4	2	5	7	3	13	4	3	1	1	29
23	Williams, Derrick	f	8-12	5-6	1-2	2	5	7	0	22	0	3	0	2	35
33	Perry, Jesse	f	3-4	0-0	1-2	0	4	4	1	7	1	0	0	0	25
44	Hill, Solomon	f	4-9	1-3	0-0	5	6	11	2	9	2	2	1	1	30
12	Jones, Lamont	g	4-13	3-6	2-2	0	0	0	3	13	2	3	0	1	27
01	Natyazhko, Kyryl	g	1-1	0-0	0-0	2	0	2	1	2	0	1	0	0	5
20	Mayes, Jordin	g	1-4	0-2	2-3	0	0	1	4	1	1	0	0	2	13
21	Fogg, Kyle	g	1-3	1-2	0-0	0	1	1	2						



# PAC-12 TOURNAMENT

### Official Basketball Box Score -- Game Totals -- Final Statistics Washington vs Arizona 3/12/11 3:15 p.m. PT at Los Angeles, Calif. (Staples Center)

#### Washington 77 • 23-10

#	Player	Total			3-Ptr			Rebounds			PF	TP	A	TO	Blk	Stl	Min
		FG-FGA	FG-FGA	FT-FTA	FG-FGA	FG-FGA	FT-FTA	Off	Def	Tot							
11	Bryan-Amaning, Matt	f	3-10	0-0	3-4	1	2	3	5	9	1	0	0	1	24		
22	Holiday, Justin	f	0-3	0-2	0-0	2	5	7	3	0	2	1	0	0	31		
02	Thomas, Isaiah	g	10-16	4-7	4-7	2	3	5	4	28	7	5	0	2	45		
23	Wilcox, C.J.	g	4-9	1-5	0-0	0	1	1	1	9	0	3	0	0	25		
31	Ross, Terrence	g	7-13	2-5	0-0	2	2	4	3	16	1	1	0	0	36		
05	N'Diaye, Aziz	g	2-4	0-0	0-0	4	3	7	4	4	0	2	1	0	18		
15	Suggs, Scott	g	2-5	1-3	0-1	0	2	2	2	5	1	0	0	2	17		
44	Gant, Darnell	g	2-6	1-3	1-2	2	6	8	3	6	0	0	2	0	29		
	Team					3	3	6									
	Totals		30-66	9-25	8-14	16	27	43	25	77	12	12	3	5	225		

FG % 1st Half: 12-28 42.9% 2nd half: 14-31 45.2% OT: 4-7 57.1% Game: 30-66 45.5% Deadball  
3FG % 1st Half: 5-11 45.5% 2nd half: 4-13 30.8% OT: 0-1 0.0% Game: 9-25 36.0% Rebounds  
FT % 1st Half: 4-4 100.0 2nd half: 3-8 37.5% OT: 1-2 50.0% Game: 8-14 57.1% 2

#### Arizona 75 • 27-7

#	Player	Total			3-Ptr			Rebounds			PF	TP	A	TO	Blk	Stl	Min
		FG-FGA	FG-FGA	FT-FTA	FG-FGA	FG-FGA	FT-FTA	Off	Def	Tot							
23	Williams, Derrick	f	8-14	0-1	8-13	3	8	11	2	24	2	2	1	1	40		
33	Perry, Jesse	f	2-4	0-0	2-2	1	5	6	2	6	1	0	0	0	21		
44	Hill, Solomon	f	3-6	0-0	6-8	1	2	3	2	12	1	0	0	2	35		
03	Parrom, Kevin	g	5-11	2-5	0-1	1	1	2	1	12	3	0	0	0	33		
12	Jones, Lamont	g	1-8	1-6	4-6	1	0	1	3	7	2	3	0	0	28		
01	Natyazhko, Kyryl	g	0-0	0-0	0-0	0	0	0	0	0	0	0	0	0	5		
20	Mayes, Jordin	g	2-2	2-2	0-0	0	2	2	1	6	1	2	0	0	17		
21	Fogg, Kyle	g	1-4	1-3	0-0	0	0	0	2	3	0	0	0	0	17		
24	Lavender, Brendon	g	0-1	0-0	0-0	0	0	0	0	0	1	0	0	0	5		
42	Horne, Jamelle	g	2-6	1-4	0-0	0	2	2	2	5	2	0	1	1	24		
	Team					4	1	5									
	Totals		24-56	7-21	20-30	11	21	32	15	75	12	8	2	4	225		

FG % 1st Half: 13-27 48.1% 2nd half: 9-24 37.5% OT: 2-5 40.0% Game: 24-56 42.9% Deadball  
3FG % 1st Half: 4-11 36.4% 2nd half: 2-6 33.3% OT: 1-4 25.0% Game: 7-21 33.3% Rebounds  
FT % 1st Half: 6-11 54.5% 2nd half: 12-17 70.6% OT: 2-2 100.0% Game: 20-30 66.7% 4,3

Officials: Dick Cartmell, Mike Reed, Mike Eggers  
Technical fouls: Washington-None, Arizona-None.  
Attendance: 12074  
2011 Pacific Life Pac-12 Tournament - Game 9 - Championship

Score by periods	1st	2nd	OT	Total
Washington	33	35	9	77
Arizona	36	32	7	75

Points	In	Off	2nd	Fast	Bench
WASH	Paint	T/O	Chance	Break	
WASH	28	9	17	0	15
ARIZ	30	11	7	2	14

Last FG - WASH OT-00:00, ARIZ OT-00:19.  
Largest lead - WASH by 6 2nd-10:52, ARIZ by 8 1st-05:55.

Score tied - 8 times.  
Lead changed - 12 times.

### Official Basketball Box Score -- Game Totals -- Final Statistics UCLA vs Arizona 3/8/12 3 p.m. PST at Los Angeles, Calif. (Staples Center)

#### UCLA 58 • 19-14

#	Player	Total			3-Ptr			Rebounds			PF	TP	A	TO	Blk	Stl	Min
		FG-FGA	FG-FGA	FT-FTA	FG-FGA	FG-FGA	FT-FTA	Off	Def	Tot							
12	Wear, David	f	2-6	0-1	0-0	1	8	9	4	4	0	0	1	0	36		
24	Wear, Travis	f	4-7	0-0	2-4	0	6	6	5	10	0	2	3	2	30		
01	Lamb, Tyler	g	2-6	0-1	0-0	1	2	3	4	4	0	5	0	3	35		
05	Anderson, Jerime	g	6-11	1-2	1-2	1	3	4	2	14	4	1	0	3	35		
11	Jones, Lazerick	g	5-16	1-5	6-8	0	3	3	3	17	5	3	1	3	33		
00	Stover, Anthony	g	0-0	0-0	0-0	0	0	0	0	1	0	0	0	0	3		
04	Powell, Norman	g	1-5	0-3	0-0	0	0	0	0	2	1	0	0	0	19		
34	Smith, Joshua	g	3-8	0-0	1-2	3	0	3	5	7	0	1	0	2	9		
	Team					2	0	2									
	Totals		23-59	2-12	10-16	8	22	30	24	58	10	13	5	13	200		

FG % 1st Half: 10-29 34.5% 2nd half: 13-30 43.3% Game: 23-59 39.0% Deadball  
3FG % 1st Half: 1-6 16.7% 2nd half: 1-6 16.7% Game: 2-12 16.7% Rebounds  
FT % 1st Half: 2-3 66.7% 2nd half: 8-13 61.5% Game: 10-16 62.5% 1,1

#### Arizona 66 • 22-10

#	Player	Total			3-Ptr			Rebounds			PF	TP	A	TO	Blk	Stl	Min
		FG-FGA	FG-FGA	FT-FTA	FG-FGA	FG-FGA	FT-FTA	Off	Def	Tot							
33	Perry, Jesse	f	2-7	0-0	12-13	1	11	12	4	16	1	2	1	0	33		
44	Hill, Solomon	f	5-9	3-6	12-14	3	9	12	1	25	0	6	0	3	40-		
13	Johnson, Nick	g	1-4	0-1	3-4	1	2	3	1	5	1	2	4	0	31		
20	Mayes, Jordin	g	0-6	0-1	0-0	0	2	2	1	0	2	2	0	2	25		
21	Fogg, Kyle	g	4-9	2-3	3-4	0	3	3	4	13	2	3	1	1	37		
14	Natyazhko, Kyryl	g	1-1	0-0	0-0	1	1	2	1	2	0	0	0	0	5		
24	Lavender, Brendon	g	1-6	0-4	0-0	0	3	3	2	2	1	0	0	1	27		
30	Chol, Angelo	g	1-1	0-0	1-1	0	0	0	1	3	0	0	0	0	2		
	Team					1	1	2									
	Totals		15-43	5-15	31-36	7	32	39	15	66	7	19	6	7	200		

FG % 1st Half: 9-23 39.1% 2nd half: 6-20 30.0% Game: 15-43 34.9% Deadball  
3FG % 1st Half: 4-11 36.4% 2nd half: 1-4 25.0% Game: 5-15 33.3% Rebounds  
FT % 1st Half: 7-9 77.8% 2nd half: 24-27 88.9% Game: 31-36 86.1% 3,1

Officials: Tony Padilla, Mike Greenstein, Randy Burkhart  
Technical fouls: UCLA-None, Arizona-None.  
Attendance: 8780  
Quarterfinal 2 at 2012 Pacific Life Pac-12 Tournament

Score by periods	1st	2nd	Total
UCLA	23	35	58
Arizona	29	37	66

Points	In	Off	2nd	Fast	Bench
UCLA	Paint	T/O	Chance	Break	
UCLA	36	14	7	6	9
ARIZ	19	12	9	3	7

Last FG - UCLA 2nd-01:27, ARIZ 2nd-04:43.  
Largest lead - UCLA by 1 1st-17:28, ARIZ by 10 1st-06:40.

Score tied - 1 time.  
Lead changed - 6 times.

### Official Basketball Box Score -- Game Totals -- Final Statistics Oregon State vs Arizona 3/9/12 6 p.m. PST at Los Angeles, Calif. (Staples Center)

#### Oregon State 61 • 19-14

#	Player	Total			3-Ptr			Rebounds			PF	TP	A	TO	Blk	Stl	Min
		FG-FGA	FG-FGA	FT-FTA	FG-FGA	FG-FGA	FT-FTA	Off	Def	Tot							
15	Moreland, Eric	f	0-2	0-0	1-2	2	5	7	1	1	1	1	0	0	15		
44	Collier, Devon	f	7-11	0-0	1-3	4	4	8	5	15	0	4	2	0	26		
12	Brandt, Angus	c	1-5	0-1	0-0	1	1	2	2	2	0	2	0	1	21		
01	Cunningham, Jared	g	5-14	2-5	2-3	0	4	4	3	14	1	2	0	3	40-		
03	Starks, Ahmad	g	1-7	1-3	1-2	0	2	2	3	4	1	2	0	1	32		
00	McShane, Kevin	g	0-0	0-0	0-0	0	0	0	0	0	1	0	0	0	1		
02	Barton, Challe	g	0-0	0-0	0-0	0	0	0	0	0	1	0	0	0	7		
11	Burton, Joe	g	2-8	0-0	0-0	1	3	4	2	4	2	1	0	1	25		
13	Murphy, Rhys	g	1-1	0-0	0-0	2	0	2	1	2	0	0	0	0	1		
55	Nelson, Roberto	g	6-13	2-4	5-5	1	2	3	4	19	2	1	0	2	32		
	Team					2	0	2									
	Totals		23-61	5-13	10-15	13	21	34	21	61	9	13	2	8	200		

FG % 1st Half: 14-28 50.0% 2nd half: 9-33 27.3% Game: 23-61 37.7% Deadball  
3FG % 1st Half: 3-6 50.0% 2nd half: 2-7 28.6% Game: 5-13 38.5% Rebounds  
FT % 1st Half: 3-6 50.0% 2nd half: 7-9 77.8% Game: 10-15 66.7% 2

#### Arizona 72 • 23-10

#	Player	Total			3-Ptr			Rebounds			PF	TP	A	TO	Blk	Stl	Min
		FG-FGA	FG-FGA	FT-FTA	FG-FGA	FG-FGA	FT-FTA	Off	Def	Tot							
33	Perry, Jesse	f	5-10	1-2	5-7	4	7	11	2	16	1	3	0	1	34		
44	Hill, Solomon	f	5-7	2-2	0-0	1	2	3	5	12	0	4	1	3	27		
13	Johnson, Nick	g	3-11	1-4	2-4	0	3	3	2	9	5	1	1	1	36		
20	Mayes, Jordin	g	1-3	0-2	0-0	1	2	3	1	2	1	0	0	1	20		
21	Fogg, Kyle	g	6-12	3-5	7-9	1	7	8	3	22	3	2	0	1	38		
14	Natyazhko, Kyryl	g	0-0	0-0	0-0	0	0	0	0	1	0	0	0	0	2		
24	Lavender, Brendon	g	2-5	2-3	1-2	0	2	2	0	7	1	1	0	0	26		
30	Chol, Angelo	g	2-3	0-0	0-0	2	2	4	3	4	0	1	3	0	17		
	Team					0	2	2									
	Totals		24-51	9-18	15-22	9	27	36	17	72	11	12	5	7	200		

FG % 1st Half: 10-28 35.7% 2nd half: 14-23 60.9% Game: 24-51 47.1% Deadball  
3FG % 1st Half: 5-12 41.7% 2nd half: 4-6 66.7% Game: 9-18 50.0% Rebounds  
FT % 1st Half: 2-4 50.0% 2nd half: 13-18 72.2% Game: 15-22 68.2% 4,1

Officials: Mike Eggers, Michael Irving, Mike Scypfers  
Technical fouls: Oregon State-None, Arizona-Hill, Solomon.  
Attendance: 11615  
2012 Pacific Life Pac-12 Tournament Semifinal #1

Score by periods	1st	2nd	Total
Oregon State	34	27	61
Arizona	27	45	72

Points	In	Off	2nd	Fast	Bench
OSU	Paint	T/O	Chance	Break	
OSU	30	18	13	2	25
ARIZ	22	22	12	0	11

Last FG - OSU 2nd-00:27, ARIZ 2nd-01:39.  
Largest lead - OSU by 8 1st-02:36, ARIZ by 14 2nd-06:39.

Score tied - 2 times.  
Lead changed - 3 times.



# PAC-12 TOURNAMENT

## Official Basketball Box Score -- Game Totals -- Final Statistics Colorado vs Arizona 3/14/13 2:30 p.m. PT at MGM Grand Garden Arena (Las Vegas, Nev.)

### Colorado 69 • 21-11, 10-8

#	Player	Total		3-Ptr		Rebounds			PF	TP	A	TO	Blk	Stl	Min
		FG-FGA	FG-FGA	FT-FTA	Off	Def	Tot								
02	Johnson, Xavier	f	3-5	1-1	4-7	2	0	2	4	11	1	1	0	0	30
21	Roberson, Andre	f	6-13	0-1	3-5	6	5	11	1	15	1	1	2	0	34
40	Scott, Josh	f	1-1	0-0	0-0	1	2	3	3	2	0	1	2	0	22
00	Booker, Askia	g	4-10	2-5	2-2	1	0	1	3	12	0	3	0	0	26
25	Dinwiddie, Spencer	g	4-12	1-4	9-10	0	0	0	2	18	2	2	0	2	34
03	Talton, Xavier	g	2-3	0-0	0-0	0	4	4	2	4	2	0	0	0	10
05	Stalzer, Eli	g	0-0	0-0	0-0	0	0	0	0	0	0	0	0	0	3
15	Harris-Tunks, Shane	g	0-2	0-0	0-0	1	1	2	0	0	0	0	0	0	2
23	Chen, Sabatino	g	1-1	0-0	0-0	0	0	0	1	2	0	4	0	0	11
31	Adams, Jeremy	g	1-4	1-1	1-2	0	2	2	2	4	0	1	0	0	23
32	Mills, Ben	g	0-0	0-0	1-2	0	2	2	0	1	0	0	0	0	5
	<b>Team</b>					2	4	6							
	<b>Totals</b>		22-51	5-12	20-28	13	20	33	18	69	6	13	3	4	200

FG % 1st Half: 11-24 45.8% 2nd half: 11-27 40.7% Game: 22-51 43.1%  
3FG % 1st Half: 1-2 50.0% 2nd half: 4-10 40.0% Game: 5-12 41.7%  
FT % 1st Half: 5-12 41.7% 2nd half: 15-16 93.8% Game: 20-28 71.4%  
Deadball Rebounds: 4,1

### Arizona 79 • 25-6, 12-6

#	Player	Total		3-Ptr		Rebounds			PF	TP	A	TO	Blk	Stl	Min
		FG-FGA	FG-FGA	FT-FTA	Off	Def	Tot								
03	Parron, Kevin	f	2-3	1-2	0-0	1	1	2	2	5	2	0	0	1	21
44	Hill, Solomon	f	5-13	1-7	2-3	4	3	7	3	13	4	2	0	1	36
35	Tarczewski, Kaleb	c	2-4	0-0	0-0	2	3	5	3	4	0	0	0	0	23
02	Lyons, Mark	g	4-13	2-9	4-4	0	2	2	1	14	3	2	0	1	34
13	Johnson, Nick	g	6-7	2-2	4-5	0	1	1	1	18	3	2	1	1	35
20	Mayes, Jordan	g	3-7	2-3	0-0	1	0	1	2	8	0	1	0	0	11
21	Ashley, Brandon	g	3-9	0-0	2-2	2	3	5	4	8	3	1	2	1	17
30	Chol, Angelo	g	1-1	0-0	0-0	0	0	0	2	0	1	0	0	0	2
33	Jerrett, Grant	g	2-5	1-4	2-2	1	5	6	2	7	1	1	4	2	21
	<b>Team</b>					1	1	2							
	<b>Totals</b>		28-62	9-27	14-16	12	19	31	18	79	16	10	7	7	200

FG % 1st Half: 14-31 45.2% 2nd half: 14-31 45.2% Game: 28-62 45.2%  
3FG % 1st Half: 4-13 30.8% 2nd half: 5-14 35.7% Game: 9-27 33.3%  
FT % 1st Half: 7-9 77.8% 2nd half: 7-7 100.0% Game: 14-16 87.5%  
Deadball Rebounds: 3,1

Officials: Michael Greenstein, Tony Padilla, Brett Nansel  
Technical fouls: Colorado-None. Arizona-None.  
Attendance: 12915  
2013 Pac-12 Men's Basketball Tournament, Game 6

Score by periods	1st	2nd	Total
Colorado	28	41	69
Arizona	39	40	79

Last FG - COLO 2nd-01:51, ARIZ 2nd-00:34.  
Largest lead - COLO by 2 1st-19:30, ARIZ by 14 2nd-12:27.

Score tied - 2 times.  
Lead changed - 1 time.

## Official Basketball Box Score -- Game Totals -- Final Statistics Arizona vs UCLA 3/15/13 6 p.m. PDT at MGM Grand Garden Arena (Las Vegas, Nev.)

### Arizona 64 • 25-7, 12-6

#	Player	Total		3-Ptr		Rebounds			PF	TP	A	TO	Blk	Stl	Min
		FG-FGA	FG-FGA	FT-FTA	Off	Def	Tot								
03	Parron, Kevin	f	0-4	0-3	2-2	2	2	4	3	2	2	1	0	1	18
44	Hill, Solomon	f	4-11	2-5	0-0	0	6	6	3	10	5	1	1	0	37
35	Tarczewski, Kaleb	c	2-4	0-0	2-4	4	9	13	5	6	1	0	1	0	27
02	Lyons, Mark	g	6-12	1-4	0-0	0	2	2	1	13	3	2	0	0	35
13	Johnson, Nick	g	3-12	2-2	2-2	1	2	3	1	10	5	3	0	0	34
20	Mayes, Jordan	g	0-1	0-0	0-0	0	1	1	0	0	0	1	0	0	11
21	Ashley, Brandon	g	7-8	0-0	1-1	1	2	3	2	15	1	4	0	1	25
33	Jerrett, Grant	g	3-4	2-3	0-0	1	2	3	0	8	0	1	1	0	18
	<b>Team</b>					2	0	2	1						
	<b>Totals</b>		25-56	7-17	7-9	11	26	37	16	64	17	13	3	2	200

FG % 1st Half: 11-26 42.3% 2nd half: 14-30 46.7% Game: 25-56 44.6%  
3FG % 1st Half: 4-9 44.4% 2nd half: 3-8 37.5% Game: 7-17 41.2%  
FT % 1st Half: 4-5 80.0% 2nd half: 3-4 75.0% Game: 7-9 77.8%  
Deadball Rebounds: 2,1

### UCLA 66 • 25-8, 13-5

#	Player	Total		3-Ptr		Rebounds			PF	TP	A	TO	Blk	Stl	Min
		FG-FGA	FG-FGA	FT-FTA	Off	Def	Tot								
15	Muhammad, Shabazz	f	4-11	0-2	3-4	2	4	6	1	11	0	0	1	0	29
24	Wear, Travis	f	4-9	0-1	3-4	3	2	5	2	11	0	0	2	1	27
03	Adams, Jordan	g	6-13	1-5	11-13	1	3	4	2	24	2	0	0	2	29
05	Anderson, Kyle	g	5-11	0-1	0-0	2	2	4	1	10	2	1	0	5	33
10	Drew II, Larry	g	0-5	0-2	0-0	0	1	1	3	0	4	2	1	0	37
04	Powell, Norman	g	2-4	0-1	0-0	0	3	3	0	4	0	0	1	0	22
12	Wear, David	g	3-6	0-0	0-0	1	3	4	0	6	0	2	0	1	21
23	Parker, Tony	g	0-2	0-0	0-0	0	1	1	0	0	0	0	0	0	2
	<b>Team</b>					2	1	3							
	<b>Totals</b>		24-61	1-12	17-21	11	20	31	10	66	8	5	5	9	200

FG % 1st Half: 11-32 34.4% 2nd half: 13-29 44.8% Game: 24-61 39.3%  
3FG % 1st Half: 0-6 0.0% 2nd half: 1-6 16.7% Game: 1-12 8.3%  
FT % 1st Half: 4-5 80.0% 2nd half: 13-16 81.3% Game: 17-21 81.0%  
Deadball Rebounds: 3

Officials: Michael Reed, Michael Irving, Mike Scypthers  
Technical fouls: Arizona-TEAM. UCLA-None.  
Attendance: 13151  
Fouled Out: Arizona-Tarczewski, Kaleb @ 1:13 2H  
2013 Pac-12 Men's Basketball Tournament, Semifinal 1

Score by periods	1st	2nd	Total
Arizona	30	34	64
UCLA	26	40	66

Points In Off 2nd Fast  
Paint T/O Chance Break Bench  
ARIZ 32 4 13 0 23  
UCLA 24 17 13 8 10

Last FG - ARIZ 2nd-00:55, UCLA 2nd-00:23.  
Largest lead - ARIZ by 11 2nd-10:24, UCLA by 3 2nd-01:13.  
Score tied - 7 times.  
Lead changed - 3 times.

## Official Basketball Box Score -- Game Totals -- Final Statistics Utah vs Arizona 03-13-14 12:06 pm at MGM Grand Garden Arena (Las Vegas, Nev.)

### Utah 39 • 21-11

#	Player	Total		3-Ptr		Rebounds			PF	TP	A	TO	Blk	Stl	Min
		FG-FGA	FG-FGA	FT-FTA	Off	Def	Tot								
03	Onwas, Princeton	f	3-8	0-1	1-2	0	2	2	3	7	0	0	1	1	23
21	Loveridge, Jordan	f	0-6	0-1	2-2	1	2	3	1	2	1	1	0	1	27
31	Bachynski, Dallin	c	3-7	0-0	3-3	2	2	4	3	9	1	2	0	0	20
11	Taylor, Brandon	g	0-2	0-1	0-0	0	0	0	2	0	1	4	0	0	27
55	Wright, Delon	g	1-8	0-3	3-4	0	3	3	2	5	4	1	0	0	35
00	Van Brocklin, Connor	g	0-0	0-0	0-0	0	0	0	0	0	0	0	0	0	2
01	Kovacevic, Marko	g	1-1	0-0	0-0	0	0	0	0	2	0	0	0	0	8
05	Van Dyke, Parker	g	1-2	0-0	0-0	1	0	1	0	2	0	0	0	0	4
10	Lenz, Renan	g	0-2	0-0	0-0	0	0	0	0	0	0	0	0	1	4
13	Fields, Ahmad	g	1-2	1-1	2-3	0	2	2	0	5	0	1	0	0	6
14	Tucker, Dakarai	g	2-5	1-2	2-2	0	2	2	1	7	0	1	0	1	18
25	Ogbe, Kenneth	g	0-2	0-1	0-0	0	1	1	3	0	0	0	0	0	14
41	Olsen, Jeremy	g	0-2	0-0	0-0	0	2	2	0	0	1	1	1	1	12
	<b>Team</b>					3	1	4							
	<b>Totals</b>		12-47	2-10	13-16	7	17	24	15	39	7	11	2	5	200

FG % 1st Half: 5-19 26.3% 2nd half: 7-28 25.0% Game: 12-47 25.5%  
3FG % 1st Half: 1-4 25.0% 2nd half: 1-6 16.7% Game: 2-10 20.0%  
FT % 1st Half: 2-2 100.0 2nd half: 11-14 78.6% Game: 13-16 81.3%  
Deadball Rebounds: 1

### Arizona 71 • 29-3

#	Player	Total		3-Ptr		Rebounds			PF	TP	A	TO	Blk	Stl	Min
		FG-FGA	FG-FGA	FT-FTA	Off	Def	Tot								
11	Gordon, Aaron	f	4-9	1-1	2-4	1	6	7	2	11	2	1	2	2	27
35	Tarczewski, Kaleb	c	3-5	0-0	3-4	1	4	5	1	9	0	1	0	0	23
01	York, Gabe	g	2-8	2-6	0-0	0	1	1	3	6	2	0	0	2	30
04	McConnell, T.J.	g	6-8	1-3	0-0	0	4	4	2	13	4	2	0	0	24
13	Johnson, Nick	g	4-6	2-3	4-4	0	3	3	2	14	3	2	1	0	26
20	Mayes, Jordan	g	3-5	0-2	0-0	0	1	1	0	6	0	1	0	0	13
23	Hollis-Jefferson, R.	g	3-6	0-0	1-2	3	5	8	4	7	0	0	0	1	22
24	Pitts, Elliott	g	1-2	0-1	0-0	1	0	1	1	2	1	0	0	0	16
31	Korcheck, Matt	g	0-0	0-0	0-0	0	4	4	0	0	0	1	0	0	11
33	Peters, Zach	g	0-1	0-1	0-0	0	1	1	0	0	0	0	0	0	4
44	Mason, Trey	g	0-0	0-0	0-0	0	1	1	1	0	1	0	0	0	2
52	Johnson, Chris	g	1-1	1-1	0-0	0	0	0	0	3	0	0	0	0	2
	<b>Team</b>					3	0	3							
	<b>Totals</b>		27-51	7-18	10-14	9	30	39	16	71	13	8	3	5	200

FG % 1st Half: 13-26 50.0% 2nd half: 14-25 56.0% Game: 27-51 52.9%  
3FG % 1st Half: 3-9 33.3% 2nd half: 4-9 44.4% Game: 7-18 38.9%  
FT % 1st Half: 5-6 83.3% 2nd half: 5-8 62.5% Game: 10-14 71.4%  
Deadball Rebounds: 2

Officials: Greg Nixon, Tony Padilla, Deron White  
Technical fouls: Utah-None. Arizona-None.  
Attendance:  
2014 Pac-12 Men's Basketball Tournament - Quarterfinals  
Arizona is ranked No. 4 in the AP and USA Today polls

Score by periods	1st	2nd	Total
------------------	-----	-----	-------





# PAC-12 TOURNAMENT

**Official Basketball Box Score -- Game Totals -- Final Statistics**  
**UCLA vs Arizona**  
**03-15-14 3:00 PM at MGM Grand Garden Arena (Las Vegas, Nev.)**

**UCLA 75 • 26-8**

##	Player	FG-FGA	3-Ptr	FT-FTA	Rebounds			PF	TP	A	TO	Blk	Stl	Min
					Off	Def	Tot							
12	Wear, David	f	3-5	0-2	2-2	0	3	0	8	0	0	0	0	35
24	Wear, Travis	c	1-5	1-3	0-0	1	2	3	5	3	0	1	1	27
03	Adams, Jordan	g	8-16	1-2	2-2	2	2	4	1	19	4	1	0	31
04	Powell, Norman	g	4-8	1-1	6-7	0	0	0	1	15	2	1	2	30
05	Anderson, Kyle	g	5-12	1-1	10-13	0	15	15	2	21	5	1	0	38
14	LaVine, Zach	g	1-3	0-1	1-1	0	3	3	1	3	1	4	0	13
20	Alford, Bryce	g	1-3	0-2	0-0	0	0	0	1	2	1	1	0	13
23	Parker, Tony	g	2-6	0-0	0-0	2	5	7	2	4	0	0	0	13
	Team					3	0	3						
	<b>Totals</b>		<b>25-58</b>	<b>4-12</b>	<b>21-25</b>	<b>8</b>	<b>30</b>	<b>38</b>	<b>13</b>	<b>75</b>	<b>16</b>	<b>8</b>	<b>3</b>	<b>4</b>

FG % 1st Half: 18-31 58.1% 2nd half: 7-27 25.9% Game: 25-58 43.1% Deadeball Rebounds 0  
 3FG % 1st Half: 3-8 37.5% 2nd half: 1-4 25.0% Game: 4-12 33.3%  
 FT % 1st Half: 4-5 80.0% 2nd half: 17-20 85.0% Game: 21-25 84.0%

**Arizona 71 • 30-4**

##	Player	FG-FGA	3-Ptr	FT-FTA	Rebounds			PF	TP	A	TO	Blk	Stl	Min
					Off	Def	Tot							
11	Gordon, Aaron	f	4-11	1-3	2-8	1	7	8	4	11	8	1	0	2
23	Hollis-Jefferson, R.	f	2-6	0-0	2-3	1	7	8	2	6	0	0	0	1
35	Tarczewski, Kaleb	c	6-9	0-0	0-0	1	6	7	0	12	0	0	0	0
04	McConnell, T.J.	g	2-5	1-2	1-2	0	3	3	3	6	6	2	0	2
13	Johnson, Nick	g	9-20	3-8	1-3	3	2	5	4	22	2	1	3	1
01	York, Gabe	g	4-8	3-7	0-0	0	1	1	2	11	0	0	0	1
20	Mayes, Jordyn	g	0-0	0-0	0-0	0	0	0	0	0	0	0	0	0
24	Pitts, Elliott	g	1-2	1-2	0-0	0	0	0	0	3	0	0	0	0
	Team					2	3	5						
	<b>Totals</b>		<b>28-61</b>	<b>9-22</b>	<b>6-16</b>	<b>8</b>	<b>29</b>	<b>37</b>	<b>15</b>	<b>71</b>	<b>16</b>	<b>7</b>	<b>3</b>	<b>7</b>

FG % 1st Half: 16-30 53.3% 2nd half: 12-31 38.7% Game: 28-61 45.9% Deadeball Rebounds 5  
 3FG % 1st Half: 5-9 62.5% 2nd half: 4-14 28.6% Game: 9-22 40.9%  
 FT % 1st Half: 3-6 50.0% 2nd half: 3-10 30.0% Game: 6-16 37.5%

Officials: Dick Cartmell, Randy McCall, Mike Reed  
 Technical fouls: UCLA-None. Arizona-None.  
 Attendance: 12916  
 2014 Pac-12 Men's Basketball Tournament - Championship Game  
 No. 1 seed Arizona vs. No. 2 seed UCLA  
 Arizona is ranked No. 4 in the AP and USA Today Polls  
 Winner receives Pac-12's automatic bid to NCAA Tournament

Score by periods	1st	2nd	Total
UCLA	43	32	75
Arizona	40	31	71

Last FG - UCLA 2nd-00:45, ARIZ 2nd-00:02.  
 Largest lead - UCLA by 11 1st-14:33, ARIZ by 2 2nd-07:49.

	In	Off	2nd	Fast	Bench
	Paint	T/O	Chance	Break	
UCLA	28	7	9	2	9
ARIZ	28	7	6	6	14

Score tied - 7 times.  
 Lead changed - 10 times.

**Official Basketball Box Score -- Game Totals -- Final Statistics**  
**Cal vs Arizona**  
**03-12-15 12:10 PM at MGM Grand Garden Arena (Las Vegas, Nev.)**

**Cal 51 • 18-15**

##	Player	FG-FGA	3-Ptr	FT-FTA	Rebounds			PF	TP	A	TO	Blk	Stl	Min
					Off	Def	Tot							
01	TARWATER, Dwight	f	0-2	0-0	2-2	0	3	3	2	2	1	1	1	0
45	KRAVISH, David	f	3-13	0-0	0-0	4	8	12	2	6	0	3	2	0
03	WALLACE, Tyrone	g	8-20	1-4	2-4	0	2	2	2	19	5	4	0	1
23	BIRD, Jabari	g	4-10	2-4	0-0	0	2	2	2	10	0	3	0	2
24	MATHEWS, Jordan	g	1-7	1-4	0-0	2	7	9	1	3	1	2	0	1
02	SINGER, Sam	g	2-5	0-1	1-2	1	1	2	5	2	1	0	0	2
10	CHAUCA, Brandon	g	1-1	0-0	0-0	0	0	0	0	2	0	0	0	0
12	MOUTE A BIDIAS, Roge	g	0-0	0-0	0-0	0	0	0	0	0	0	0	0	0
14	BEHRENS, Christian	g	1-2	0-0	0-0	0	0	0	3	2	0	0	0	0
22	OKOROH, Kingsley	g	1-1	0-0	0-0	0	1	1	2	0	0	1	0	7
	Team					2	3	5						
	<b>Totals</b>		<b>21-61</b>	<b>4-14</b>	<b>5-8</b>	<b>9</b>	<b>27</b>	<b>36</b>	<b>15</b>	<b>51</b>	<b>9</b>	<b>14</b>	<b>4</b>	<b>4</b>

FG % 1st Half: 10-30 33.3% 2nd half: 11-31 35.5% Game: 21-61 34.4% Deadeball Rebounds 1  
 3FG % 1st Half: 2-6 33.3% 2nd half: 2-8 25.0% Game: 4-14 28.6%  
 FT % 1st Half: 5-8 62.5% 2nd half: 0-0 0.0% Game: 5-8 62.5%

**Arizona 73 • 29-3**

##	Player	FG-FGA	3-Ptr	FT-FTA	Rebounds			PF	TP	A	TO	Blk	Stl	Min
					Off	Def	Tot							
05	Johnson, Stanley	f	8-14	3-5	0-0	1	6	7	4	19	0	3	0	1
21	Ashley, Brandon	f	4-7	0-0	7-7	0	7	7	3	15	0	2	2	0
23	Hollis-Jefferson, R.	f	4-7	0-0	2-4	0	6	6	2	10	1	2	2	0
35	Tarczewski, Kaleb	c	1-6	0-0	2-2	1	6	7	2	4	0	0	0	0
04	McConnell, T.J.	g	4-8	1-3	4-4	0	3	3	1	13	6	2	0	3
00	Jackson-Cartwright	g	1-3	0-0	0-0	0	2	2	0	2	1	0	0	0
01	York, Gabe	g	3-7	2-3	0-0	0	1	1	0	8	2	1	1	1
14	Ristic, Dusan	g	0-2	0-0	0-0	1	1	2	0	0	0	0	1	0
24	Pitts, Elliott	g	1-1	0-0	0-0	1	0	1	2	2	1	1	0	1
50	Hazzard, Jacob	g	0-0	0-0	0-0	0	0	0	0	0	0	0	0	0
	Team					1	0	1						
	<b>Totals</b>		<b>26-55</b>	<b>6-11</b>	<b>15-17</b>	<b>5</b>	<b>32</b>	<b>37</b>	<b>14</b>	<b>73</b>	<b>11</b>	<b>10</b>	<b>6</b>	<b>8</b>

FG % 1st Half: 14-30 46.7% 2nd half: 12-25 48.0% Game: 26-55 47.3% Deadeball Rebounds 0  
 3FG % 1st Half: 2-5 40.0% 2nd half: 4-6 66.7% Game: 6-11 54.5%  
 FT % 1st Half: 3-5 60.0% 2nd half: 12-12 100.0% Game: 15-17 88.2%

Officials: Mike Greenstein, Deron White, Kevin Brill  
 Technical fouls: Cal-KRAVISH, David. Arizona-Ashley, Brandon.  
 Attendance:  
 2015 Pac-12 Tournament Quarterfinal  
 No. 1 Arizona vs. No. 8 California

Score by periods	1st	2nd	Total
Cal	27	24	51
Arizona	33	40	73

Last FG - CAL 2nd-00:03, ARIZ 2nd-00:22.  
 Largest lead - CAL by 4 1st-14:28, ARIZ by 24 2nd-00:22.

Score tied - 2 times.  
 Lead changed - 6 times.

**Official Basketball Box Score -- Game Totals -- Final Statistics**  
**UCLA vs Arizona**  
**03-13-15 6:10 PM at MGM Grand Garden Arena (Las Vegas, Nev.)**

**UCLA 64 • 20-13**

##	Player	FG-FGA	3-Ptr	FT-FTA	Rebounds			PF	TP	A	TO	Blk	Stl	Min
					Off	Def	Tot							
05	Looney, Kevon	f	2-6	1-2	0-0	0	4	4	3	5	1	0	0	1
23	Parker, Tony	c	4-8	0-0	7-9	2	2	4	4	15	0	3	1	0
04	Powell, Norman	g	8-17	1-1	4-4	1	3	4	2	21	2	2	1	1
10	Hamilton, Isaac	g	3-3	0-0	0-0	1	0	1	5	6	0	2	0	3
20	Alford, Bryce	g	3-12	2-6	2-2	0	4	4	2	10	2	3	0	1
14	Goloman, Gyorgy	g	0-2	0-0	0-0	0	1	1	4	0	1	0	1	0
22	Allen, Noah	g	0-1	0-1	0-0	1	1	2	1	0	1	1	0	0
40	Welsh, Thomas	g	3-4	0-0	1-2	1	3	4	2	7	2	0	0	0
	Team					2	4	6						
	<b>Totals</b>		<b>23-53</b>	<b>4-10</b>	<b>14-17</b>	<b>8</b>	<b>22</b>	<b>30</b>	<b>23</b>	<b>64</b>	<b>9</b>	<b>11</b>	<b>3</b>	<b>6</b>

FG % 1st Half: 10-26 38.5% 2nd half: 13-27 48.1% Game: 23-53 43.4% Deadeball Rebounds 1  
 3FG % 1st Half: 1-3 33.3% 2nd half: 3-7 42.9% Game: 4-10 40.0%  
 FT % 1st Half: 6-6 100.0% 2nd half: 8-11 72.7% Game: 14-17 82.4%

**Arizona 70 • 30-03**

##	Player	FG-FGA	3-Ptr	FT-FTA	Rebounds			PF	TP	A	TO	Blk	Stl	Min
					Off	Def	Tot							
05	Johnson, Stanley	f	4-12	3-6	4-6	3	6	9	0	15	3	1	2	1
21	Ashley, Brandon	f	9-11	0-0	6-7	3	4	7	3	24	0	0	1	0
23	Hollis-Jefferson, R.	f	2-10	0-1	4-6	5	7	12	0	8	2	2	2	0
35	Tarczewski, Kaleb	c	1-3	0-0	3-6	0	1	1	5	5	0	0	0	0
04	McConnell, T.J.	g	3-9	2-5	2-2	2	4	6	2	10	11	5	0	3
00	Jackson-Cartwright	g	0-0	0-0	0-0	0	1	1	0	0	0	0	0	0
01	York, Gabe	g	2-6	2-6	0-0	0	0	0	0	6	1	1	0	0
14	Ristic, Dusan	g	0-0	0-0	0-0	0	0	0	1	0	0	0	0	0
24	Pitts, Elliott	g	1-4	0-3	0-0	0	0	0	2	2	0	0	0	0
	Team					2	1	3						
	<b>Totals</b>		<b>22-55</b>	<b>7-21</b>	<b>19-27</b>	<b>15</b>	<b>24</b>	<b>39</b>	<b>13</b>	<b>70</b>	<b>17</b>	<b>9</b>	<b>5</b>	<b>6</b>

FG % 1st Half: 9-25 36.0% 2nd half: 13-30 43.3% Game: 22-55 40.0% Deadeball Rebounds 4  
 3FG % 1st Half: 4-12 33.3% 2nd half: 3-



# PAC-12 TOURNAMENT

## Official Basketball Box Score -- Game Totals -- Final Statistics Colorado vs Arizona 03/10/16 2:40 PM at MGM Grand Garden Arena (Las Vegas, Nev.)

### Colorado 78 • 22-11

#	Player	F	Total			3-Ptr			Rebounds			PF	TP	A	TO	Blk	Stl	Min
			FG-FGA	FT-FTA	FT-FTA	Off	Def	Tot	Off	Def	Tot							
01	Gordon, Wesley	f	3-5	0-0	1-2	3	5	8	4	7	2	2	0	0	0	32		
40	Scott, Josh	f	7-16	0-0	2-2	5	8	13	3	16	1	1	2	1	37			
03	Talton, Xavier	g	1-6	0-2	4-4	1	1	2	2	6	1	0	0	0	24			
15	Collier, Dominique	g	0-4	0-0	0-0	1	1	2	4	0	1	0	0	0	12			
24	King, George	g	6-15	2-5	8-9	3	2	5	4	22	3	3	0	2	27			
00	Akyazili, Thomas	g	3-8	1-2	2-3	1	0	1	4	9	1	3	0	1	16			
10	Fletcher, Tre'Shaun	g	1-4	0-1	2-2	2	1	3	4	4	3	1	1	0	18			
14	Miller, Tory	g	1-3	0-0	2-3	4	1	5	3	4	0	1	0	0	9			
44	Fortune, Josh	g	4-15	2-9	0-0	2	6	8	5	10	1	0	2	3	25			
	Team					3	1	4										
	Totals		26-76	5-19	21-25	25	26	51	33	78	12	12	5	7	200			

FG % 1st Half: 8-31 25.8% 2nd half: 18-45 40.0% Game: 26-76 34.2%  
 3FG % 1st Half: 0-6 0.0% 2nd half: 5-13 38.5% Game: 5-19 26.3%  
 FT % 1st Half: 4-6 66.7% 2nd half: 17-19 89.5% Game: 21-25 84.0%

### Arizona 82 • 25-7

#	Player	F	Total			3-Ptr			Rebounds			PF	TP	A	TO	Blk	Stl	Min
			FG-FGA	FT-FTA	FT-FTA	Off	Def	Tot	Off	Def	Tot							
12	Anderson, Ryan	f	4-8	0-0	9-10	4	7	11	1	17	0	2	3	2	27			
35	Tarczewski, Kaleb	c	1-9	0-0	2-4	2	9	11	4	4	2	3	1	0	33			
01	York, Gabe	g	5-10	1-5	4-7	0	0	0	3	15	1	4	1	2	36			
05	Allen, Kadeem	g	4-4	1-1	3-6	0	2	2	2	12	2	0	2	1	29			
11	Trier, Allonzo	g	6-11	3-4	8-9	1	1	2	4	23	3	4	0	1	33			
00	Jackson-Cartwright	g	1-3	1-1	2-2	0	2	2	2	5	0	1	1	1	19			
14	Ristic, Dusan	g	1-2	0-0	1-2	1	2	3	3	3	0	0	2	0	12			
21	Comanche, Chance	g	0-0	0-0	3-4	0	2	2	3	0	0	1	0	4	4			
23	Tollefsen, Mark	g	0-1	0-1	0-0	0	0	0	2	0	0	1	0	0	7			
	Team					1	1	2										
	Totals		22-48	6-12	32-44	9	26	35	23	82	8	15	11	7	200			

FG % 1st Half: 15-31 48.4% 2nd half: 7-17 41.2% Game: 22-48 45.8%  
 3FG % 1st Half: 5-8 62.5% 2nd half: 1-4 25.0% Game: 6-12 50.0%  
 FT % 1st Half: 2-6 33.3% 2nd half: 30-38 78.9% Game: 32-44 72.7%

Officials: Dick Cartmell, Greg Nixon, Nate Harris  
 Technical fouls: Colorado-None. Arizona-None.  
 Attendance: 12916  
 2016 Pac-12 Men's Basketball Tournament - Quarterfinals  
 Arizona is No. 4 Seed; Colorado is No. 5 Seed

Score by periods	1st	2nd	Total
Colorado	20	58	78
Arizona	37	45	82

Last FG - COLO 2nd-00:03, ARIZ 2nd-01:26.  
 Largest lead - COLO None, ARIZ by 22 1st-03:46.

Points In Off 2nd Fast  
 COLO 34 Paint T/O Chance Break Bench  
 ARIZ 24 11 11 4 11

## Official Basketball Box Score -- Game Totals -- Final Statistics Arizona 89 • 25-8

### Arizona 89 • 25-8

#	Player	F	Total			3-Ptr			Rebounds			PF	TP	A	TO	Blk	Stl	Min
			FG-FGA	FT-FTA	FT-FTA	Off	Def	Tot	Off	Def	Tot							
12	Anderson, Ryan	f	2-13	0-1	2-4	5	1	6	4	6	1	0	0	0	26			
35	Tarczewski, Kaleb	c	4-8	0-0	3-5	3	9	12	3	11	0	1	2	0	33			
01	York, Gabe	g	7-20	7-16	0-0	2	3	5	2	21	2	6	0	3	44			
05	Allen, Kadeem	g	4-11	1-2	5-6	2	4	6	5	14	4	3	0	0	40-			
11	Trier, Allonzo	g	5-10	2-5	4-6	3	1	4	5	16	0	3	0	0	29			
00	Jackson-Cartwright	g	1-4	1-2	2-2	1	3	4	5	5	5	2	0	0	23			
03	Simon, Justin	g	0-0	0-0	0-0	0	0	0	0	1	0	0	0	0	3			
14	Ristic, Dusan	g	1-3	0-0	0-0	2	0	2	0	2	0	0	1	0	9			
21	Comanche, Chance	g	3-4	0-0	0-0	1	2	3	1	6	0	0	1	0	13			
23	Tollefsen, Mark	g	3-3	1-1	1-2	1	1	2	2	8	1	0	0	1	5			
	Team					7	0	7										
	Totals		30-76	12-27	17-25	27	23	50	28	89	13	15	4	4	225			

FG % 1st Half: 12-36 33.3% 2nd half: 14-31 45.2% OT: 4-9 44.4% Game: 30-76 39.5%  
 3FG % 1st Half: 3-8 37.5% 2nd half: 6-15 40.0% OT: 3-4 75.0% Game: 12-27 44.4%  
 FT % 1st Half: 2-3 66.7% 2nd half: 14-20 70.0% OT: 1-2 50.0% Game: 17-25 68.0%

### Oregon 95 • 27-6

#	Player	F	Total			3-Ptr			Rebounds			PF	TP	A	TO	Blk	Stl	Min
			FG-FGA	FT-FTA	FT-FTA	Off	Def	Tot	Off	Def	Tot							
23	Cook, Elgin	f	8-15	1-1	5-11	2	3	5	4	22	3	2	1	2	41			
24	Brooks, Dillon	f	5-13	2-3	7-8	2	6	8	3	19	6	2	0	0	40			
25	Boucher, Chris	f	3-6	0-1	0-2	3	2	5	3	6	0	0	3	1	22			
02	Benson, Casey	g	2-5	2-5	2-4	0	1	1	3	8	3	0	0	1	37			
05	Dorsey, Tyler	g	6-11	4-6	3-3	0	1	1	1	19	0	2	1	2	38			
00	Benjamin, Dwayne	g	5-8	1-2	1-4	3	5	8	0	12	0	0	2	3	20			
01	Bell, Jordan	g	3-9	0-1	3-4	4	3	7	3	9	1	1	4	1	26			
21	Small, Kendall	g	0-0	0-0	0-0	0	0	0	0	0	0	1	0	0	1			
	Team					1	1	2										
	Totals		32-67	10-19	21-36	15	22	37	17	95	14	8	11	10	225			

FG % 1st Half: 18-37 48.6% 2nd half: 12-25 48.0% OT: 2-5 40.0% Game: 32-67 47.8%  
 3FG % 1st Half: 5-11 45.5% 2nd half: 3-5 60.0% OT: 2-3 66.7% Game: 10-19 52.6%  
 FT % 1st Half: 3-4 75.0% 2nd half: 6-16 37.5% OT: 12-16 75.0% Game: 21-36 58.3%

Officials: David Hall, Mike Reed, Tony Padilla  
 Technical fouls: Arizona-None. Oregon-Bell, Jordan.  
 Attendance: 12916  
 2016 Pac-12 Men's Basketball Tournament - Semifinal  
 Oregon is No. 1 Seed; Arizona is No. 4 Seed

Score by periods	1st	2nd	OT	Total
Arizona	29	48	12	89
Oregon	44	33	18	95

Last FG - ARIZ OT-00:09, ORE OT-01:59.  
 Largest lead - ARIZ None, ORE by 17 2nd-15:41.

Points In Off 2nd Fast  
 ARIZ 36 7 27 0 21  
 ORE 40 24 12 11 21

## Official Basketball Box Score -- Game Totals -- Final Statistics Colorado vs Arizona 03/09/17 6:05 PM at T-Mobile Arena (Las Vegas, Nev.)

### Colorado 78 • 19-14

#	Player	F	Total			3-Ptr			Rebounds			PF	TP	A	TO	Blk	Stl	Min
			FG-FGA	FT-FTA	FT-FTA	Off	Def	Tot	Off	Def	Tot							
01	Gordon, Wesley	f	1-4	0-0	1-2	1	3	4	3	1	1	1	0	1	24			
11	Johnson, Xavier	g	7-17	2-5	4-4	3	4	7	2	20	1	0	2	1	31			
15	Collier, Dominique	g	1-5	0-2	1-2	0	0	0	0	3	0	0	0	0	19			
21	White, Derrick	g	9-19	4-10	9-9	0	6	6	4	31	5	4	1	2	37			
24	King, George	g	3-8	0-4	5-5	2	5	7	1	11	0	1	2	1	33			
00	Akyazili, Thomas	g	0-0	0-0	0-0	0	0	0	0	0	0	0	0	0	0+			
05	Brown, Deleon	g	1-2	1-1	0-0	1	0	1	3	3	0	1	0	1	6			
12	Lombard, Mitch	g	0-0	0-0	0-0	0	0	0	0	0	0	0	0	0	0+			
14	Miller, Tory	g	1-1	0-0	1-2	1	3	4	5	3	0	0	0	0	12			
25	Siewert, Lucas	g	0-1	0-0	0-0	1	1	2	0	0	1	0	0	0	13			
33	Repine, Josh	g	0-0	0-0	0-0	0	0	0	0	0	0	0	0	0	0+			
44	Fortune, Josh	g	1-4	1-3	1-2	0	1	1	2	4	2	0	0	0	25			
	Team					0	1	1										
	Totals		24-61	8-25	22-26	9	24	33	21	78	10	7	6	5	200			

FG % 1st Half: 12-30 40.0% 2nd half: 12-31 38.7% Game: 24-61 39.3%  
 3FG % 1st Half: 2-11 18.2% 2nd half: 6-14 42.9% Game: 8-25 32.0%  
 FT % 1st Half: 11-14 78.6% 2nd half: 11-12 91.7% Game: 22-26 84.6%

### Arizona 92 • 28-4

#	Player	F	Total			3-Ptr			Rebounds			PF	TP	A	TO	Blk	Stl	Min
			FG-FGA	FT-FTA	FT-FTA	Off	Def	Tot	Off	Def	Tot							
10	Markkanen, Lauri	f	5-9	4-7	6-7	1	2	3	0	20	2	1	0	0	29			
14	Ristic, Dusan	c	7-8	0-0	1-4	1	7	8	1	15	1	1	0	0	27			
01	Alkins, Rawle	g	5-8	3-4	2-2	0	1	1	3	15	3	2	1	1	21			
05	Allen, Kadeem	g	3-6	1-2	6-8	1	4	5	3	13	1	2	0	1	24			
35	Trier, Allonzo	g	6-12	1-4	6-7	0	3	3	4	19	3	1	1	0	34			
00	Jackson-Cartwright	g	1-2	1-2	1-2	0	7	7	1	4	7	0	0	1	30			
02	Simmons, Kobi	g	1-4	0-0	0-0	0	0	0	2	0	0	0	0	0	6			
21	Comanche, Chance	g	2-5	0-0	0-0	0	1	1	2	4	0	0	0	0	14			
25	Pinder, Keanu	g	0-0	0-0	0-0	1	3	4	0	0	0	2	0	0	15			
	Team					2	0	2										
	Totals		30-54	10-19	22-30	6	28	34	20	92	17	7	4	3	200			

FG % 1st Half: 14-29 48.3% 2nd half: 16-25 64.0% Game: 30-54 55.6%  
 3FG % 1st Half: 4-11 36.4% 2nd half: 6-8 75.0% Game: 10-19 52.6%  
 FT % 1st Half: 6-10 60.0% 2nd half: 16-20 80.0% Game: 22-30 73.3%

Officials: Dick Cartmell, Deldre Carr, Eric Curry, Kevin Brill  
 Technical fouls: Colorado-TEAM. Arizona-None.  
 Attendance: 18153  
 2017 Pac-12 Tournament Quarterfinal - No. 2 Arizona vs. No. 7 Colorado  
 Arizona is ranked #7/7 in the polls.  
 Official Kevin Brill replaced Dick Cartmell at 3:08 - 1st  
 Colorado was assessed a technical @ 2nd - 1:25 for an excessive timeout

Score by periods	1st	2nd	Total
Colorado	37	41	78
Arizona	38	54	92

Last FG - COLO 2nd-00:53, ARIZ 2nd-00:14.  
 Largest lead - COLO by 4 1st-15:26, ARIZ by 18 2nd-09



# PAC-12 TOURNAMENT

## Official Basketball Box Score -- Game Totals -- Final Statistics Arizona vs Oregon 03/11/17 8:05 PM at T-Mobile Arena (Las Vegas, Nev.)

### Arizona 83 • 30-4

##	Player	Total		3-Ptr		Rebounds			PF	TP	A	TO	Blk	Stl	Min
		FG-FGA	FG-FGA	FT-FTA	Off	Def	Tot								
01	Alkins, Rawle	* 3-8	1-4	2-2	0	2	3	9	1	0	2	0	0	28	
05	Allen, Kadeem	* 5-9	0-2	3-3	1	6	7	3	13	4	3	1	0	34	
10	Marksanen, Lauri	* 4-4	0-0	3-6	0	1	1	2	11	0	2	1	0	31	
25	Pinder, Keanu	* 2-2	0-0	0-0	0	3	3	4	4	0	2	0	0	12	
35	Trier, Allonzo	* 5-12	3-6	10-11	2	6	8	3	23	3	5	0	0	37	
00	Jackson-Cartwright	* 3-4	2-3	0-2	0	2	2	3	8	1	2	0	0	25	
02	Simmons, Kobi	* 0-2	0-2	0-0	0	0	0	0	0	0	0	0	0	3	
14	Ristic, Dusan	* 2-3	0-0	1-1	1	3	4	2	5	0	0	0	0	13	
21	Comanche, Chance	* 5-6	0-0	0-0	1	1	2	3	10	2	0	0	0	17	
	Team				1	5	6								
Totals		29-50	6-17	19-25	6	29	35	23	83	11	14	4	0	200	
FG % 1st Half: 13-26 50.0% 2nd half: 16-24 66.7% Game: 29-50 58.0%															
3FG % 1st Half: 2-9 22.2% 2nd half: 4-8 50.0% Game: 6-17 35.3%															
FT % 1st Half: 7-8 87.5% 2nd half: 12-17 70.6% Game: 19-25 76.0%															

### Oregon 80 • 29-5

##	Player	Total		3-Ptr		Rebounds			PF	TP	A	TO	Blk	Stl	Min
		FG-FGA	FG-FGA	FT-FTA	Off	Def	Tot								
01	Bell, Jordan	* 4-5	0-0	8-10	5	5	10	1	16	0	1	1	0	34	
03	Pritchard, Payton	* 0-3	0-2	1-2	0	3	3	1	3	0	0	0	2	28	
05	Dorsey, Tyler	* 7-15	3-8	6-7	0	1	1	3	23	2	2	0	3	34	
24	Brooks, Dillon	* 8-18	3-7	6-6	1	1	2	5	25	1	1	0	2	33	
31	Ennis, Dylan	* 5-13	0-4	2-2	0	3	3	12	0	1	0	1	0	37	
02	Benson, Casey	* 0-2	0-1	0-0	0	0	0	3	0	0	0	0	0	18	
11	Smith, Keith	* 0-0	0-0	0-0	0	0	0	0	0	0	1	0	1	2	
35	Bigby-Williams, Kave	* 1-2	0-0	1-3	2	4	6	2	3	0	0	2	0	14	
	Team				0	0	0								
Totals		25-58	6-22	24-30	8	17	25	20	80	6	6	3	9	200	
FG % 1st Half: 10-29 34.5% 2nd half: 15-29 51.7% Game: 25-58 43.1%															
3FG % 1st Half: 1-8 12.5% 2nd half: 5-14 35.7% Game: 6-22 27.3%															
FT % 1st Half: 8-10 80.0% 2nd half: 16-20 80.0% Game: 24-30 80.0%															

Officials: Tony Padilla, Verne Harris, David Hall  
Technical fouls: Arizona-None. Oregon-None.  
Attendance: 18927

2017 Pac-12 Tournament Championship - No. 1 Oregon vs. No. 2 Arizona  
Oregon is ranked #5/5 and Arizona is ranked #7/7 in the polls.

Score by periods	1st	2nd	Total
Arizona	35	48	83
Oregon	29	51	80

Points In Off 2nd Fast  
ARIZ 36 36 T/O 9 Chance Break 23  
ORE 36 15 8 9 2 23  
3

Score tied - 4 times.  
Lead changed - 4 times.

## Official Basketball Box Score -- Game Totals -- Final Statistics Colorado vs Arizona 03/08/18 12:00 PM at T-MOBILE ARENA (LAS VEGAS, NEV.)

### Colorado 67 • 17-15

##	Player	Total		3-Ptr		Rebounds			PF	TP	A	TO	Blk	Stl	Min
		FG-FGA	FG-FGA	FT-FTA	Off	Def	Tot								
01	Bey, Tyler	f 2-4	0-0	3-6	1	8	9	4	7	0	2	0	0	21	
35	Walton, Dallas	f 3-6	1-2	0-0	0	2	2	2	7	0	1	2	0	11	
11	Nikolic, Lazar	g 2-5	0-2	0-1	0	0	0	5	4	2	2	0	0	21	
24	King, George	g 6-12	2-3	5-5	1	3	4	4	19	1	3	0	2	31	
25	Wright, McKinley	g 3-5	0-1	2-2	0	4	4	0	8	5	2	0	0	21	
00	Schwartz, D'Shawn	g 0-1	0-1	0-0	0	2	2	2	0	0	1	0	0	21	
13	Wright, Namon	g 0-2	0-1	2-2	0	0	0	1	2	1	0	0	1	11	
15	Collier, Dominique	g 2-7	0-4	0-0	0	0	0	5	4	1	1	0	0	21	
23	Siewert, Lucas	g 4-10	2-6	6-6	0	3	3	4	16	0	3	1	0	31	
	Team				2	1	3	1							
Totals		22-52	5-20	18-22	4	23	27	28	67	10	15	3	3	201	
FG % 1st Half: 12-26 46.2% 2nd half: 10-26 38.5% Game: 22-52 42.3%															
3FG % 1st Half: 4-10 40.0% 2nd half: 1-10 10.0% Game: 5-20 25.0%															
FT % 1st Half: 5-5 100.0% 2nd half: 13-17 76.5% Game: 18-22 81.8%															

### Arizona 83 • 25-7

##	Player	Total		3-Ptr		Rebounds			PF	TP	A	TO	Blk	Stl	Min
		FG-FGA	FG-FGA	FT-FTA	Off	Def	Tot								
13	Ayton, Deandre	f 4-14	0-0	2-6	2	4	6	5	10	2	3	3	2	21	
14	Ristic, Dusan	c 5-10	0-0	6-8	2	9	11	2	16	0	0	0	0	31	
00	Jackson-Cartwright,P	g 4-7	3-6	3-6	1	4	5	3	14	4	2	0	3	21	
01	Alkins, Rawle	g 3-8	2-4	4-6	2	2	4	1	12	0	1	1	4	31	
35	Trier, Allonzo	g 5-9	2-5	10-10	0	0	0	1	22	3	1	0	1	31	
03	Smith, Dylan	g 1-4	0-3	0-0	0	1	1	2	2	1	1	0	0	11	
05	Randolph, Brandon	g 0-0	0-0	0-0	0	0	0	0	0	0	0	0	0	11	
23	Barcelo, Alex	g 0-0	0-0	0-0	0	0	0	0	0	0	0	0	0	11	
24	Akot, Emmanuel	g 1-1	0-0	0-0	0	1	1	2	2	1	0	0	1	11	
25	Pinder, Keanu	g 2-4	0-0	1-2	3	3	6	2	5	0	0	0	0	11	
	Team				0	2	2								
Totals		25-57	7-18	26-38	10	26	36	18	83	11	8	4	11	201	
FG % 1st Half: 12-27 44.4% 2nd half: 13-30 43.3% Game: 25-57 43.9%															
3FG % 1st Half: 5-12 41.7% 2nd half: 2-6 33.3% Game: 7-18 38.9%															
FT % 1st Half: 6-7 85.7% 2nd half: 20-31 64.5% Game: 26-38 68.4%															

Officials: Verne Harris, Mike Scyphers, Nate Harris  
Technical fouls: Colorado-TEAM. Arizona-Ayton, Deandre.  
Attendance: 15182

2018 Pac-12 Tournament Quarterfinal - #1 Arizona v #8 Colorado

Score by periods	1st	2nd	Total
Colorado	33	34	67
Arizona	35	48	83

Points In Off 2nd Fast  
COLO 28 28 T/O 19 Chance Break 22  
ARIZ 26 10 9 2 2 22  
9

Score tied - 4 times.  
Lead changed - 2 times.

## Official Basketball Box Score -- Game Totals -- Final Statistics UCLA vs Arizona 03/09/18 6:10PM at T-MOBILE ARENA (LAS VEGAS, NV)

### UCLA 67 • 21-11

##	Player	Total		3-Ptr		Rebounds			PF	TP	A	TO	Blk	Stl	Min
		FG-FGA	FG-FGA	FT-FTA	Off	Def	Tot								
14	Goloman, Gyorgy	f 3-4	2-3	1-2	2	1	3	5	9	0	1	0	0	39	
40	Welsh, Thomas	c 7-13	3-6	0-0	4	13	17	3	17	3	1	1	1	39	
03	Holiday, Aaron	g 5-20	3-12	2-2	0	1	1	0	15	3	3	0	0	45	
23	Wilkes, Kris	g 6-14	0-4	0-0	0	5	5	3	12	3	1	0	0	38	
13	Ali, Prince	g 2-5	1-2	0-0	0	1	1	1	5	1	1	0	0	21	
00	Olesinski, Alex	g 0-2	0-2	0-0	0	0	1	1	0	0	0	0	0	11	
04	Hands, Jaylen	g 3-7	0-4	0-0	0	2	2	3	6	1	0	0	1	21	
05	Smith, Chris	g 1-3	1-2	0-0	0	2	2	1	3	0	2	0	0	11	
	Team				1	0	1								
Totals		27-68	10-35	3-4	8	25	33	17	67	12	9	1	2	225	
FG % 1st Half: 12-32 37.5% 2nd half: 15-29 51.7% OT: 0-7 0.0% Game: 27-68 39.7% Deadt															
3FG % 1st Half: 4-17 23.5% 2nd half: 6-12 50.0% OT: 0-6 0.0% Game: 10-35 28.6% Rebound															
FT % 1st Half: 2-2 100.0% 2nd half: 1-2 50.0% OT: 0-0 0.0% Game: 3-4 75.0% 1,2															

### Arizona 78 • 26-7

##	Player	Total		3-Ptr		Rebounds			PF	TP	A	TO	Blk	Stl	Min
		FG-FGA	FG-FGA	FT-FTA	Off	Def	Tot								
13	Ayton, Deandre	f 13-16	1-1	5-6	4	10	14	2	32	3	2	2	2	40	
14	Ristic, Dusan	c 4-12	0-0	0-0	3	7	10	1	8	1	0	0	0	35	
00	Jackson-Cartwright,P	g 4-7	3-5	0-0	0	1	1	2	11	4	1	0	2	38	
01	Alkins, Rawle	g 5-14	1-5	4-6	2	5	7	2	15	0	2	1	1	40	
35	Trier, Allonzo	g 2-13	2-10	3-4	0	5	5	0	9	1	0	0	0	42	
03	Smith, Dylan	g 0-2	0-2	0-0	1	1	2	1	0	0	0	0	0	10	
24	Akot, Emmanuel	g 0-1	0-1	0-0	0	1	1	0	0	0	1	0	0	5	
25	Pinder, Keanu	g 1-1	0-0	1-2	0	2	2	2	3	0	0	0	0	15	
	Team				0	0	0								
Totals		29-66	7-24	13-18	10	32	42	10	78	9	6	3	5	225	
FG % 1st Half: 11-27 40.7% 2nd half: 15-33 45.5% OT: 3-6 50.0% Game: 29-66 43.9% Deadt															
3FG % 1st Half: 3-13 23.1% 2nd half: 4-10 40.0% OT: 0-1 0.0% Game: 7-24 29.2% Rebound															
FT % 1st Half: 1-2 50.0% 2nd half: 7-10 70.0% OT: 5-6 83.3% Game: 13-18 72.2% 5,1															

Officials: Tony Padilla, David Hall, Mike Reed  
Technical fouls: UCLA-None. Arizona-None.  
Attendance: 16596

Score by periods	1st	2nd	OT	Total
UCLA	30	37	0	67
Arizona	26	41	11	78

Points In Off 2nd Fast  
UCLA 28 8 5



# PAC-12 TOURNAMENT

## Official Basketball Box Score -- Game Totals -- Final Statistics Arizona vs Southern California 03/13/19 12:00pm at T-MOBILE ARENA (LAS VEGAS, NV)

Arizona 65 • 17-15

##	Player	Total		3-Ptr		Rebounds		PF	TP	A	TO	Blk	Stl	Min			
		FG	FGA	FG	FGA	Off	Def								Tot		
10	Ryan Luther	7	11	1	2	3	0	3	2	16	1	0	0	25			
11	Ira Lee	5	5	0	0	2	3	5	1	11	1	1	1	27			
02	Brandon Williams	2	5	1	4	8	9	6	1	13	2	1	0	29			
03	Dylan Smith	3	12	1	7	2	0	5	1	9	1	2	3	31			
12	Justin Coleman	2	5	1	4	0	2	2	2	5	3	2	0	28			
01	Devonaire Doutrive	1	3	1	2	0	1	2	3	0	2	1	0	12			
04	Chase Jeter	2	9	0	2	5	4	3	7	4	6	1	4	27			
05	Brandon Randolph	1	6	0	2	0	0	1	1	2	2	0	0	16			
23	Alex Barcello	0	1	0	1	0	0	1	2	0	0	0	0	5			
	Team					1	5	6									
	Totals	23	57	5	22	14	19	11	28	39	17	65	11	12	6	3	200

FG % 1st Half: 13-26 50.0% 2nd half: 10-31 32.3% Game: 23-57 40.4% Deadball Rebounds: 3  
 3FG % 1st Half: 3-8 37.5% 2nd half: 2-14 14.3% Game: 5-22 22.7%  
 FT % 1st Half: 11-14 78.6% 2nd half: 3-5 60.0% Game: 14-19 73.7%

## Southern California 78 • 16-16

##	Player	Total		3-Ptr		Rebounds		PF	TP	A	TO	Blk	Stl	Min			
		FG	FGA	FG	FGA	Off	Def								Tot		
25	Bennie Boatwright	8	18	4	11	2	3	8	11	2	22	4	2	1	0	36	
31	Nick Rakocevic	1	5	0	0	4	6	0	2	2	4	6	0	0	1	1	23
00	Shaquan Aaron	5	6	0	0	1	0	3	3	2	11	1	0	1	0	30	
02	Jonah Mathews	3	9	1	5	2	0	3	3	4	9	2	1	0	1	26	
03	Elijah Weaver	3	7	2	4	0	1	1	2	1	8	1	1	0	1	22	
04	Kevin Porter Jr.	3	6	1	2	5	1	3	4	2	9	0	2	1	0	21	
05	Derryck Thornton	6	9	0	0	0	0	2	2	12	2	2	0	3	23		
33	J'Raun Brooks	0	0	0	0	0	0	2	2	2	0	0	1	0	8		
34	Victor Uyaelunmo	0	0	0	0	1	0	0	0	0	1	0	0	0	11		
	Team					1	0	1									
	Totals	29	60	8	22	12	19	6	24	30	19	78	10	8	5	6	200

FG % 1st Half: 16-34 47.1% 2nd half: 13-26 50.0% Game: 29-60 48.3% Deadball Rebounds: 4,1  
 3FG % 1st Half: 6-15 40.0% 2nd half: 2-7 28.6% Game: 8-22 36.4%  
 FT % 1st Half: 2-5 40.0% 2nd half: 10-14 71.4% Game: 12-19 63.2%

Officials: Randy McCall, Mike Greenstein, Eric Curry  
 Technical fouls: Arizona-Chase Jeter; Southern California-None.  
 Attendance: 0

Score by periods			
	1st	2nd	Total
Arizona	40	25	65
Southern California	40	38	78

Last FG - ARIZ 2nd-00:28, USC 2nd-04:01.  
 Largest lead - ARIZ by 6 1st-18:02, USC by 18 2nd-10:34.  
 ARIZ led for 06:03. USC led for 31:52. Game was tied for 02:05.

	In	Off	2nd	Fast	Bench
Points	Paint	T/O	Chance	Break	
ARIZ	32	8	4	2	11
USC	33	17	9	9	22

Score tied - 4 times.  
 Lead changed - 3 times.



Official Basketball Box Score - Final  
 Washington at Arizona  
 03/11/20 T-Mobile Arena, Las Vegas  
 2019-20 Men's Basketball

Game Time: 2:00 PM  
 Game Duration: 2:13  
 Attendance: 8,048

Washington - 70

Record: 15-17

NO. Name	Min	FG		3P		FT		Rebounds		Fouls		TP	AS	TO	ST	Blocks	+/-		
		M	A	M	A	O	R	O	R	O	R							O	P
11 Nahzhah Carter	F 26:48	1	9	0	5	0	0	1	2	3	2	1	2	0	0	0	-9		
13 Hameir Wright	F 24:16	1	3	0	2	0	0	1	3	4	3	0	2	3	1	0	-1		
33 Isiah Stewart	F 32:16	9	11	1	1	10	11	4	8	12	4	10	29	0	3	1	2		
5 Jamal Bey	G 19:47	1	5	0	1	0	0	1	2	5	0	2	0	3	4	1	-10		
15 Marcus Tsohonis	G 30:15	4	8	0	3	6	7	1	6	7	3	4	14	1	2	0	-1		
0 Jaden McDaniels	G 30:27	3	9	1	4	3	4	2	3	5	5	4	10	3	4	2	1		
10 Elijah Hardy	F 27:10	4	10	1	5	2	2	0	5	5	1	2	11	0	3	2	0		
14 Sam Timmins	G 06:25	0	0	0	0	0	0	0	0	0	0	0	0	0	0	0	-1		
21 RaeQuan Battle	G 02:36	0	3	0	2	0	0	0	2	2	0	0	0	0	0	0	-4		
	Team					1	0	1											
	Totals	23	58	3	23	21	24	10	31	41	23	21	70	7	19	9	2	4	-7

Technical Fouls:NONE

Arizona - 77

Record: 21-11

NO. Name	Min	FG		3P		FT		Rebounds		Fouls		TP	AS	TO	ST	Blocks	+/-		
		M	A	M	A	O	R	O	R	O	R							O	P
13 Stone Gettings	F 23:14	2	5	0	2	1	2	0	5	5	2	5	2	1	0	0	-3		
22 Zake Nnaji	F 34:25	3	7	0	0	5	6	9	4	5	11	2	4	1	0	0	6		
0 Josh Green	G 35:44	5	10	3	4	6	7	3	1	4	2	4	19	3	4	2	1	7	
1 Nico Mannion	G 36:30	4	8	2	4	0	1	1	1	5	14	2	1	4	0	0	4		
3 Dylan Smith	G 28:56	9	13	2	8	6	3	1	4	3	5	14	6	2	1	1	10		
10 Jemari Baker Jr.	G 20:01	3	9	2	5	0	0	3	3	1	8	3	0	1	0	0	-2		
35 Christian Koloko	F 13:38	3	4	0	0	1	1	2	5	1	6	0	0	0	2	0	12		
4 Chase Jeter	G 04:42	0	2	0	0	0	2	2	2	1	0	0	0	0	0	0	-1		
11 Ira Lee	G 02:50	0	0	0	0	0	0	1	1	1	0	0	0	0	0	0	-1		
	Team					1	0	1											
	Totals	23	58	9	24	22	29	11	21	32	21	23	77	18	13	9	4	2	7

Technical Fouls:NONE

Biggest lead

Biggest lead	WASH	ARIZ	Points from Turnovers	WASH	ARIZ	Period by Period Scoring			
	2 (1st 19:41)	15 (2nd 14:14)		10	7	1st	2nd	TOT	
Best Scoring Run	6 (1st 6:45)	8 (2nd 18:25)	Paint	32	12	WASH	30	40	70
Lead Changes	5		Second Chance	12	16	ARIZ	35	42	77
Times Tied	3		Fast Breaks	12	9				
Time with Lead	01:37	36:09	Bench	21	14				



Official Basketball Box Score - Final  
 Stanford at Arizona  
 03/10/22 T-Mobile Arena, Las Vegas  
 2021-22 Men's Basketball

Game Time: 12:00 PM  
 Game Duration: 2:06

Stanford - 80

Record: 16-16

NO. Name	Min	FG		3P		FT		Rebounds		Fouls		TP	AS	TO	ST	Blocks	+/-
		M	A	M	A	O	R	O	R	O	R						
10 Max Murrell	F 12:14	0	2	0	0	0	0	0	1	0	3	1	2	1	0	7	
14 Spencer Jones	F 28:07	12	18	4	7	0	3	5	8	2	1	28	0	1	0	2	12
22 James Keefe	F 28:15	3	7	0	1	2	2	0	3	3	1	4	8	1	0	0	1
55 Harrison Ingram	F 34:15	7	13	2	3	0	0	6	6	1	1	16	4	4	1	0	-1
5 Michael O'Connell	G 23:28	4	7	3	4	0	0	1	2	3	3	11	4	1	1	0	0
11 Jaiden Delaire	F 13:53	2	2	0	0	1	2	2	2	2	4	5	0	2	0	1	0
23 Brandon Angel	F 22:41	2	5	1	2	0	0	1	1	4	1	5	3	0	0	0	-6
42 Maxime Raynaud	F 12:42	0	1	0	0	0	0	1	2	3	2	0	1	1	0	0	-1
1 Isa Silva	F 17:12	2	3	1	1	2	2	0	1	1	0	7	2	1	1	0	0
24 Sam Beskind	G 03:46	0	0	0	0	0	0	1	1	1	0	0	0	0	0	0	-4
32 Lukas Kisunas	G 03:27	0	1	0	0	0	2	1	0	1	1	0	0	0	0	0	-5
	Team					2	0	2			0						
	Totals	32	59	11	20	5	8	23	31	20	14	80	18	12	5	2	-4

Technical Fouls:NONE

Arizona - 84

Record: 29-3

NO. Name	Min	FG		3P		FT		Rebounds		Fouls		TP	AS	TO	ST	Blocks	+/-		
		M	A	M	A	O	R	O	R	O	R							O	P
10 Azuolas Tubelis	F 21:50	4	8	1	2	0	2	4	3	7	2	5	9	5	2	1	1	2	
35 Christian Koloko	C 31:34	10	12	0	0	4	4	6	3	9	1	4	24	4	2	1	0	5	
0 Benedict Mathurin	G 33:48	7	17	4	9	2	3	1	6	7	1	3	20	0	1	0	2	3	
4 Dalen Terry	G 31:12	3	6	0	1	2	2	1	3	3	2	7	2	2	2	0	5		
25 Kerr Krisia	G 32:39	3	11	3	9	1	2	0	1	1	1	10	5	0	2	0	1	4	
5 Justin Kier	F 17:00	2	6	0	1	0	1	1	1	1	4	2	1	0	0	1	9		
3 Pelle Larsson	F 18:03	1	3	1	2	2	2	0	1	1	3	2	5	1	0	0	0	1	
11 Oumar Ballo	G 12:02	1	2	0	0	3	4	1	2	3	2	5	1	0	1	0	0	0	
2 Adama Bal	F 01:46	0	0	0	0	0	1	1	0	0	0	0	0	0	0	0	0	-1	
	Team					1	2	3			0	1							
	Totals	31	65	9	24	13	19	16	21	37	14	20	84	21	10	8	2	5	4

Technical Fouls:NONE

Biggest lead

Biggest lead	STA	UA	Points from Turnovers	STA	UA	Period by Period Scoring		
	5 (1st 2:03)	7 (1st 13:36)		28	42	1st		



# PAC-12 TOURNAMENT



Official Basketball Box Score - Final  
**UCLA at Arizona**  
 03/12/22 T-Mobile Arena, Las Vegas  
 2021-22 Men's Basketball

Game Time: 6:00 PM  
 Game Duration: 2:14  
 Attendance: 14,401

Officials: Randy McCal, Verne Harris, Tony Padilla

UCLA - 76

Record: 25-7

NO.	Name	Min	FG		3P		FT		Rebounds		Fouls		TP	AS	TO	ST	Blocks		+/-		
			M-A	M-A	M-A	M-A	OR	DR	TOT	PF	FD	BS					BA				
15	Myles Johnson	C 18:12	0-1	0-0	0-0	4	1	5	4	2	0	0	0	1	1	1	1	1	-9		
1	Jules Bernard	G 34:06	6-13	2-7	5-6	0	3	3	3	4	19	2	1	1	0	2	-2				
3	Johnny Juzang	G 38:31	7-15	2-4	0-1	0	3	3	0	2	16	2	1	2	0	2	-6				
10	Tyger Campbell	G 32:29	6-15	1-4	1-1	0	2	2	3	2	14	4	1	1	0	2	-18				
24	Jaime Jaquez Jr.	G 36:10	6-17	0-5	6-7	2	8	10	2	7	18	1	3	2	1	2	-12				
2	Cody Riley	15:00	2-4	0-1	0-0	1	0	1	4	1	4	0	0	0	0	1	6				
23	Peyton Watson	05:54	0-1	0-1	0-0	0	1	1	0	0	0	0	0	0	1	0	0				
0	Jaylen Clark	09:37	2-3	0-0	0-0	3	0	3	2	0	4	0	0	1	0	1	6				
34	David Singleton	04:20	0-0	0-0	0-0	0	0	0	1	0	0	0	0	0	0	0	3				
14	Kenneth Nwuba	05:41	0-0	0-0	1-2	0	0	0	2	1	1	0	0	0	0	0	-8				
Team							4		0		0										
<b>Totals</b>			29:69	5:22	13:17	14	18	32	21	19	76	9	7	8	3	11	-8				

Technical Fouls: NONE

Shooting By Period		
1 <sup>st</sup>	FG%	16-34 47.1%
	3PT%	2-9 22.2%
	FT%	6-10 60%
2 <sup>nd</sup>	FG%	13-35 37.1%
	3PT%	3-13 23.1%
	FT%	7-7 100%
GM	FG%	29-69 42.0%
	3PT%	5-22 22.7%
	FT%	13-17 76.5%

Dead Ball Rebounds: 1, 0

Arizona - 84

Record: 31-3

NO.	Name	Min	FG		3P		FT		Rebounds		Fouls		TP	AS	TO	ST	Blocks		+/-		
			M-A	M-A	M-A	M-A	OR	DR	TOT	PF	FD	BS					BA				
10	Azuolas Tubelis	F 27:50	4-7	0-0	1-2	1	2	3	2	2	9	1	1	0	0	1	-1				
35	Christian Koloko	C 31:59	5-9	0-0	3-3	4	6	10	2	3	13	0	4	1	4	0	11				
0	Benedict Mathurin	G 38:40	6-14	2-6	13-15	1	3	4	1	9	27	7	2	1	1	1	5				
4	Dalen Terry	G 35:38	5-9	2-4	3-4	1	6	7	3	2	15	7	0	0	0	0	14				
5	Justin Kier	G 12:45	2-3	0-0	0-0	0	2	2	4	0	4	2	1	1	0	0	3				
3	Pelle Larsson	23:40	3-5	1-2	1-2	1	5	6	4	1	8	3	2	1	0	1	8				
11	Oumar Ballo	20:07	0-3	0-0	2-2	1	4	5	2	3	2	0	0	0	6	0	6				
2	Adama Bal	09:21	2-2	2-2	0-0	0	0	0	1	1	6	0	2	0	0	0	-6				
Team							1		2		0										
<b>Totals</b>			27:52	7:14	23:28	10	29	39	19	21	84	20	13	4	11	3	8				

Technical Fouls: NONE

Shooting By Period		
1 <sup>st</sup>	FG%	11-28 39.3%
	3PT%	3-8 37.5%
	FT%	10-13 76.9%
2 <sup>nd</sup>	FG%	16-24 66.7%
	3PT%	4-6 66.7%
	FT%	13-15 86.7%
GM	FG%	27-52 51.9%
	3PT%	7-14 50.0%
	FT%	23-28 82.1%

Dead Ball Rebounds: 2, 0

	UCL		ARI		Points from Turnovers	UCL	ARI	Period by Period Scoring		
	1 <sup>st</sup>	2 <sup>nd</sup>	1 <sup>st</sup>	2 <sup>nd</sup>				TOT		
Biggest lead	12 (2 <sup>nd</sup> 17:17)	8 (2 <sup>nd</sup> 5:26)			16	10				
Best Scoring Run	7 (2 <sup>nd</sup> 18:24)	8 (2 <sup>nd</sup> 14:21)			32	40				
Lead Changes	8				14	6	UCL	40	36	76
Times Tied	5				10	17	ARI	35	49	84
Time with Lead	16:43	20:51			9	16				

