



2020-2021 PAC-12

MEN'S BASKETBALL

RECORD BOOK

#PAC12HOOPS



ARIZONA

McKale Center
1 National Championship Drive
Tucson, AZ 85721
www.arizonawildcats.com
Head Coach: Sean Miller
Basketball SID: Nathan Wiechers
Office/Cell: (520) 621-0914/(812) 345-1991
Press Row: (520) 621-4334

ARIZONA STATE

Carson Student-Athlete Center
500 East Veteran's Way
Tempe, AZ 85287
www.thesundevils.com
Head Coach: Bobby Hurley
Basketball SID: Doug Tammara
Office/Cell: (480) 965-5799/(480) 734-7795
Press Row: (480) 965-7274/4778

CALIFORNIA

349 Haas Pavilion
Berkeley, CA 94720
www.calbears.com
Head Coach: Mark Fox
Basketball SID: Gerrit Van Genderen
Office/Cell: (510) 697-7235
Press Row: (510) 642-3098

COLORADO

378 UCB
Boulder, CO 80309
www.cubuffs.com
Head Coach: Tad Boyle
Basketball SID: Troy Andre
Office/Cell: (303) 492-4672/(303) 903-3654
Press Row: (303) 492-1552

OREGON

2727 Leo Harris Parkway
Eugene, OR 97401
www.goducks.com
Head Coach: Dana Altman
Basketball SID: Greg Walker
Office/Cell: (541) 346-2252/(541) 954-8775
Press Row: (541) 346-4497

OREGON STATE

209 Gill Coliseum
Corvallis, OR 97331
www.osubeavers.com
Head Coach: Wayne Tinkle
Basketball SIDs: Shawn Schoeffler, Trevor Cramer
Cell: (541) 231-1430/(541) 243-4563
Press Row: (541) 737-3020

STANFORD

Arrillaga Family Sports Center
Stanford, CA 94305
www.gostanford.com
Head Coach: Jerod Haase
Basketball SID: Zach Reynolds
Office/Cell: (541) 419-0615
Press Row: (541) 419-0615

UCLA

Morgan Center
325 Westwood Plaza
Los Angeles, CA 90024
www.uclabruins.com
Head Coach: Mick Cronin
Basketball SID: Alex Timiraos
Office/Cell: (310) 206-0524/(310) 847-9231
Press Row: (310) 825-1899

USC

Heritage Hall 103
Los Angeles, CA 90089-0602
www.usctrojans.com
Head Coach: Andy Enfield
Basketball SID: David Tuttle
Office/Cell: (213) 740-3806/(213) 725-3102
Press Row: (213) 740-3900

UTAH

1825 E. South Campus Drive
Salt Lake City, UT 84112
www.utahutes.com
Head Coach: Larry Krystkowiak
Basketball SID: John Vu
Office/Cell: (801) 581-3511/(714) 728-9163
Press Row: (801) 581-6657

WASHINGTON

202 Graves Building
Seattle, WA 98195
www.gohuskies.com
Head Coach: Mike Hopkins
Basketball SID: Ashley Walker
Office/Cell: (206) 240-3899
Press Row: (206) 543-2230

WASHINGTON STATE

Bohler Athletic Complex, Room 195
Pullman, WA 99164-1610
www.wsucougars.com
Head Coach: Kyle Smith
Basketball SID: Ben Laskey
Office/Cell: (509) 335-0265/(209) 608-2173
Press Row: (509) 335-4940

PAC-12 CONFERENCE

360 3rd Street, 3rd Floor, San Francisco, CA 94107
Phone/Fax: (415) 580-4200/(415) 549-2829
Website: www.pac-12.com

Communications Department

Andrew Walker, Vice President, Public Affairs
Jesse Hooker, Director, Communications (men's basketball contact)
Josh Ishoo, Director, Public Affairs
Wendy Heredia, Marketing & Communications Senior Administrative Assistant



► Colorado's McKinley Wright IV enters the 2020-21 season as the league's returning career leader in scoring (1,370) and assists (501), and is second among returnees in rebounding (505). He is one of only five players in Conference history to reach the 1,000 points, 500 rebounds and 500 assists plateaus in his career.

► Stanford's Oscar da Silva is the Pac-12's returning career leader in rebounding (546).



► Arizona State's Remy Martin enters his senior season as the league's active leader in made threes (129) and is second in scoring (1,314) and steals (123) and third in assists (381).



WILDCAT FACTS

Location: Tucson, AZ 85721
Founded/Enrollment: 1885/42,236
Colors: Cardinal & Navy (Pantone® 200/281)
Joined Pac-12: 1978-79
All-time record: 1,834-957 (115 seasons)
President: Dr. Robert C. Robbins
Faculty Rep: Ricardo Valerdi
Athletic Director: Dave Heeke
SWA: Erika Barnes

Head Coach: Sean Miller (Pittsburgh, '92)
Career Record: 405-147 (16 years)
Arizona Record: 285-100 (11 years)
Pac-12 Record: 139-59 (11 years)
Office: (520) 621-2430
Fax: (520) 621-2202
Associate Head Coach: Jack Murphy
Assistant Coaches: Danny Peters, Jason Terry

Basketball SID: Nathan Wiechers
E-mail: nwiechers@email.arizona.edu
Office: (520) 621-0914
Cell: (812) 345-1991

Local Radio: KCUB (1290 AM)/KHYT (107.5 FM)

Home Court: McKale Center (14,655/1973)
Record in McKale: 616-114 (48 years)
Press Row Phone: (520) 621-4334
Press Will-Call: Northeast entrance
Press Row Location: Courtside across from benches, baselines, Section 24

RECORD HOLDERS

POINTS
Career: 2555 - Sean Elliott, 1986-89
Season: 848 - Khalid Reeves, 1994
Game: 46 - Ernie McCray vs. CSLA, 2/6/60

THREE-POINT FIELD GOALS
Career: 342 - Salim Stoudamire, 2002-05
Season: 120 - Salim Stoudamire, 2005
Game: 9 - Salim Stoudamire vs. Oregon State, 2/20/05
Gabe York vs. Stanford, 3/5/16

REBOUNDS
Career: 1190 - Al Fleming, 1973-76
Season: 405 - Deandre Ayton, 2018
Game: 26 - Bill Reeves vs. UCSB, 2/1/56
Joe Skaisgir vs. CSLA, 1/31/62

ASSISTS
Career: 810 - Russell Brown, 1978-81
Season: 247 - Russell Brown, 1979
Game: 19 - Russell Brown vs. Grand Canyon, 12/8/79

STEALS
Career: 245 - Jason Terry, 1996-99
Season: 85 - Jason Terry, 1997
Game: 9 - Bennett Davison vs. Stanford, 2/28/98

BLOCKED SHOTS
Career: 278 - Anthony Cook, 1986-89
Season: 102 - Loren Woods, 2000
Game: 14 - Loren Woods vs. Oregon, 2/3/00

ARIZONA NUMERICAL ROSTER

Table with columns: No., Name, Pos., Ht., Wt., Yr., Hometown/Last School. Lists 54 players including B. Mathurin, D. Batcho, J. Baker Jr., etc.

* - Has used redshirt year. Returning starter in bold. ^ - Walk-on.



HEAD COACH - SEAN MILLER

- In 16 seasons as a Division I head coach, Sean Miller has yet to suffer through a losing season... Through his 11 seasons as coach at Arizona, Miller has amassed a record of 139-59 in Pac-12 games... Has guided a team to the NCAA Tournament in 11 of his 16 years of head coaching... Four-time conference Coach of the Year...

Table with columns: Year, School, ALL W-L, CONFERENCE W-L, Fin., Conf., POSTSEASON NCAA, Other. Shows Miller's performance from 2004-05 to 2019-20.

- Pac-12 Tournament Champions

2019-20 RESULTS (21-11, 10-8)			RECENT FINISHES				
			Year	CONF. W-L	Fin.	ALL W-L	Post.
NOVEMBER			78-79	10-8	4t	16-11	
Wed., 6	NORTHERN ARIZONA	W, 91-52	79-80	6-12	6	12-15	
Sun., 10	ILLINOIS	W, 90-69	80-81	8-10	5t	13-14	
Thurs., 14	SAN JOSE STATE	W, 87-39	81-82	4-14	8t	9-18	
Sun., 17	NEW MEXICO STATE	W, 83-53	82-83	1-17	10	4-24	
Thurs., 21	SOUTH DAKOTA STATE	W, 71-64	83-84	8-10	5t	11-17	
Sun., 24	LONG BEACH STATE	W, 104-67	84-85	12-6	3t	21-10	NCAA
Thurs., 28	vs. Pepperdine (1)	W, 93-91	85-86	14-4	1	23-9	NCAA
Fri., 29	vs. Penn (1)	W, 92-82	86-87	13-5	2	18-12	NCAA
DECEMBER			87-88	17-1	1*	35-3	NCAA^
Sun., 1	vs. Wake Forest (1)	W, 73-66	88-89	17-1	1*	29-4	NCAA
Sat., 7	at #18 Baylor	L, 58-63	89-90	15-3	1t*	25-7	NCAA
Wed., 11	NEBRASKA OMAHA	W, 99-49	90-91	14-4	1	28-7	NCAA
Sat., 14	#6 GONZAGA	L, 80-84	91-92	13-5	3	24-7	NCAA
Sat., 21	vs. St. John's (2)	L, 67-70	92-93	17-1	1	24-4	NCAA
JANUARY			93-94	14-4	1	29-6	NCAA^
Sat., 4	ARIZONA STATE*	W, 75-47	94-95	13-5	2	23-8	NCAA
Thurs., 9	at #9 Oregon*	L, 73-74 (OT)	95-96	13-5	2	26-7	NCAA
Sun., 12	at Oregon State*	L, 65-82	96-97	11-7	5	25-9	NCAA#
Thurs., 16	UTAH*	W, 93-77	97-98	17-1	1	30-5	NCAA
Sat., 18	#20 COLORADO*	W, 75-54	98-99	13-5	2	22-7	NCAA
Sat., 25	at Arizona State*	L, 65-66	99-00	15-3	1t	27-7	NCAA
Thurs., 30	at Washington*	W, 75-72	00-01	15-3	2	28-8	NCAA+
FEBRUARY			01-02	12-6	2t*	24-10	NCAA
Sat., 1	at Washington State*	W, 66-49	02-03	17-1	1	28-4	NCAA
Thurs., 6	USC*	W, 85-80	03-04	11-7	3	20-10	NCAA
Sat., 8	UCLA*	L, 52-65	04-05	15-3	1	30-7	NCAA
Thurs., 13	at California*	W, 68-52	05-06	11-7	4t	20-13	NCAA
Sat., 15	at Stanford*	W, 69-60	06-07	11-7	3t	20-11	NCAA
Thurs., 20	OREGON STATE*	W, 89-63	07-08	8-10	7	19-15	NCAA
Sat., 22	#14 OREGON*	L, 72-73 (OT)	08-09	9-9	5t	21-14	NCAA
Thurs., 27	at USC*	L, 48-57	09-10	10-8	4	16-15	NCAA
Sat., 29	at UCLA*	L, 64-69	10-11	14-4	1	30-8	NCAA
MARCH			11-12	12-6	4	23-12	NIT
Thurs., 5	WASHINGTON STATE*	W, 83-62	12-13	12-6	2t	27-8	NCAA
Sat., 7	WASHINGTON*	L, 63-69	13-14	15-3	1	33-5	NCAA
Wed., 11	vs. 12-Washington (3)	W, 77-70	14-15	16-2	1*	34-4	NCAA
Thurs., 12	vs. 4-USC (3)	Cancelled	15-16	12-6	3t	25-9	NCAA
			16-17	16-2	1t*	32-5	NCAA
			17-18	14-4	1*	27-8	NCAA
			18-19	8-10	8t	17-15	
			19-20	10-8	5t	21-11	

(1) The Wooden Legacy, Anaheim, Calif. (Titan Gym)
 (2) Basketball HOF Al Attles Classic, San Francisco, Calif. (Chase Center)
 (3) Pac-12 Tournament, Las Vegas, Nev. (T-Mobile Arena)

* Pac-12 Game I Rankings listed are Associated Press.

2019-20 ARIZONA STATISTICS (Overall: 21-11, Pac-12: 10-8/T-5th) - Returning players in bold.

Player	GP-GS	TOTAL			3-PTS			REBOUNDS			PF-FO	A	TO	Blk	Stl	Pts	Avg	
		Min/Avg	FG-A	Pct	3FG-A	Pct	FT-A	Pct	Off/Def	Tot								Avg
NNAJI, Zeke	32-32	30.6	179-314	.570	5-17	.294	152-200	.760	99/177	276	8.6	76	27	70	28	23	515	16.1
MANNION, Nico	32-32	32.3	144-367	.392	53-162	.327	106-133	.797	8/72	80	2.5	55	169	82	0	38	447	14.0
GREEN, Josh	30-30	30.8	122-288	.424	30-83	.361	85-109	.780	39/98	137	4.6	73	78	49	13	46	359	12.0
SMITH, Dylan	32-32	26.7	88-242	.364	57-156	.365	43-59	.729	16/85	101	3.2	75	47	49	18	24	276	8.6
GETTINGS, Stone	27-16	20.6	69-143	.483	15-41	.366	25-36	.694	41/72	113	4.2	65	27	31	8	15	178	6.6
JETER, Chase	22-16	16.2	53-94	.564	0-0	.000	37-61	.607	26/67	93	4.2	52	14	17	9	6	143	6.5
DOUTRIVE, D.	3-0	17.1	6-14	.429	1-3	.333	6-8	.750	3/7	10	3.3	2	4	1	1	1	19	6.3
BAKER JR., Jemarl	32-0	19.4	64-177	.362	36-105	.343	19-23	.826	11/64	75	2.3	53	73	23	5	23	183	5.7
HAZZARD, Max	28-0	14.6	50-118	.424	34-89	.382	15-18	.833	7/37	44	1.6	43	29	18	1	15	149	5.3
LEE, Ira	32-2	13.1	45-85	.529	0-0	.000	17-32	.531	29/71	100	3.1	58	19	24	11	16	107	3.3
KOLOKO, Christian	28-0	8.3	28-58	.483	0-1	.000	7-20	.350	27/40	67	2.4	37	5	3	25	9	63	2.3
WEYAND, Matt	6-0	1.6	2-4	.500	2-4	.500	0-0	.000	0/0	0	0.0	2	0	2	0	0	6	1.0
MAINS, Jordan	2-0	1.2	0-0	.000	0-0	.000	0-0	.000	0/1	1	0.5	2	0	1	0	0	0	0.0
JONES, Kory	5-0	1.4	0-1	.000	0-0	.000	0-0	.000	0/0	0	0.0	0	0	1	0	0	0	0.0
TEAM									43/58	101					9			
ARIZONA	32		850-1905	.446	233-661	.352	512-699	.732	349/849	1198	37.4	593	492	380	119	216	2445	76.4
Opponents	32		708-1797	.394	211-677	.312	463-632	.733	296/787	1083	33.8	614	363	466	99	155	2090	65.3



SUN DEVIL FACTS

Location: Tempe, AZ 85287-2505
Founded/Enrollment: 1885/103,410
Colors: Maroon & Gold (Pantone® 208/123)
Joined Pac-12: 1978-79
All-time Record: 1,406-1,241 (108 years)

President: Dr. Michael Crow
Faculty Rep: Dr. Jeffrey Wilson
Athletic Director: Ray Anderson
SWA: Deana Garner Smith

Head Coach: Bobby Hurley (Duke, '92)
Career Record: 135-89 (7 years)
ASU Record: 93-69 (5 years)
Pac-12 Record: 43-47 (5 years)
Office: (480) 965-9885
Fax: (480) 965-9082

Associate Head Coach: Rashon Burno
Assistant Coaches: Anthony Coleman, Ben Wood

Basketball SID: Doug Tammaro
E-Mail: tammaro@asu.edu
Office: (480) 965-5799
Cell: (480) 734-7795

Local Radio: KMVP (98.7 FM)

Home Court: Wells Fargo Arena (14,100/1974)

Record in WFA: 464-207 (43 years)
Press Row Phone: (480) 965-7274/4778
Press Will-Call: Ticket office, west side
Press Row Location: Courtside and above opponent bench

RECORD HOLDERS

POINTS

Career: 2044 - Eddie House, 1997-2000
Season: 736 - Eddie House, 2000
Game: 61 - Eddie House vs. Cal, 1/8/00

THREE-POINT FIELD GOALS

Career: 323 - Stevin Smith, 1991-94
Season: 113 - Stevin Smith, 1993
Game: 10 - Twice. Last, Stevin Smith vs. Oregon State, 1/27/94

REBOUNDS

Career: 1022 - Tony Cerkenik, 1960-63
Season: 415 - Tony Cerkenik, 1961
Game: 27 - Mark Landsberger vs. San Diego State, 12/3/76

ASSISTS

Career: 551 - Derek Glasser, 2007-10
Season: 294 - Ahlon Lewis, 1998
Game: 16 - Ahlon Lewis vs. Northern Arizona, 12/23/97

STEALS

Career: 258 - Eddie House, 1997-2000
Season: 76 - Lafayette Lever, 1982
Game: 8 - Four times. Last, Stevin Smith vs. Alaska-Anchorage, 1/2/93

BLOCKED SHOTS

Career: 314 - Jordan Bachynski, 2011-14
Season: 133 - Jordan Bachynski, 2013
Game: 12 - Jordan Bachynski vs. Cal State Northridge, 12/8/12

ARIZONA STATE NUMERICAL ROSTER

Table with columns: No., Name, Pos., Ht., Wt., Yr., Hometown/Last School. Lists 51 players including Remy Martin, Luther Muhammad, Caleb Christopher, Kimani Lawrence, etc.

* - Has used redshirt year. ^ - Walk-on. Returning starter in bold.



HEAD COACH - BOBBY HURLEY

- Led ASU to consecutive NCAA Tournament berths in 2018 and 2019, a first for the Sun Devils' program since 1980 and 1981.
• Guided the Sun Devils to consecutive top-four league finishes in 2018-19 (2nd) and 2019-20 (T-3rd), a first for the program in a decade.
• Arrived at ASU after coaching Buffalo for two years. He led the Bulls to a school-record matching 23 wins in 2014-15, their first Mid-American Conference title and a trip to the NCAA Tournament. In 2013-14 Hurley was named a finalist for the Joe B. Hall Award, which is given to the nation's top first-year head coach.
• An NCAA Champion with Duke in 1991 and 1992. He was named the 1992 NCAA Final Four Most Outstanding Player.

HURLEY YEAR-BY-YEAR

Table with columns: Year, School, ALL W-L, CONFERENCE W-L, Fin., Conf., POSTSEASON NCAA, Other. Shows performance from 2013-14 to 2019-20.

ALL CONFERENCE

Table with columns: ALL W-L, CONFERENCE W-L, Fin., Conf., POSTSEASON NCAA, Other. Shows performance from 2013-14 to 2019-20.

POSTSEASON

Table with columns: POSTSEASON NCAA, Other. Shows performance from 2013-14 to 2019-20.

2019-20 RESULTS (20-11, 11-7)			RECENT FINISHES				
NOVEMBER			Year	CONF. W-L	Fin.	ALL W-L	Post.
Sat., 9	vs. Colorado (1)	L, 71-81	78-79	7-11	6t	16-14	
Thurs., 14	CENTRAL CONNECTICUT ST.	W, 90-49	79-80	15-3	2	22-7	NCAA
Sun., 17	RIDER	W, 92-55	80-81	16-2	2	24-4	NCAA
Sat., 23	vs. St. John's (2)	W, 80-67	81-82	8-10	6t	13-14	
Sun., 24	vs. #7 Virginia (2)	L, 45-48	82-83	12-6	3t	19-14	NIT
Tues., 26	at Princeton	W, 67-65	83-84	8-10	5t	13-15	
DECEMBER			84-85	7-11	7	12-16	
Tues., 3	at San Francisco	W, 71-67	85-86	8-10	5t	14-14	
Sat., 7	LOUISIANA	W, 77-65	86-87	6-12	8t	11-17	
Wed., 11	PRAIRIE VIEW A&M	W, 88-79	87-88	6-12	7	13-16	
Sat., 14	GEORGIA	W, 79-59	88-89	5-13	7	12-16	
Wed., 18	vs. Saint Mary's (3)	L, 56-96	89-90	6-12	7t	15-16	NIT
Sat., 21	CREIGHTON	L, 60-67	90-91	10-8	3t	20-10	NCAA
Sat., 28	TEXAS SOUTHERN	W, 98-81	91-92	9-9	5t	19-14	NIT
JANUARY			92-93	11-7	3t	18-10	NIT
Sat., 4	at #25 Arizona*	L, 47-75	93-94	10-8	4t	15-13	NIT
Thurs., 9	at Oregon State*	W, 82-76	94-95	12-6	3	24-9	NCAA!
Sat., 11	at #9 Oregon*	L, 69-78	95-96	6-12	8	11-16	
Thurs., 16	#20 COLORADO*	L, 61-68	96-97	2-16	10	10-20	
Sat., 18	UTAH*	W, 83-64	97-98	8-10	5t	18-14	NIT
Sat., 25	#22 ARIZONA*	W, 66-65	98-99	6-12	9	14-16	
Wed., 29	at Washington State*	L, 65-67	99-00	10-8	4t	19-13	NIT
FEBRUARY			00-01	5-13	6t	13-16	
Sat., 1	at Washington*	W, 87-83	01-02	7-11	7	14-15	NIT
Thurs., 6	UCLA*	W, 84-66	02-03	11-7	4	20-12	NCAA
Sat., 8	USC*	W, 66-64	03-04	4-14	10	10-17	
Thurs., 13	at Stanford*	W, 74-69	04-05	7-11	6t	18-14	NIT
Sun., 16	at California*	W, 80-75	05-06	5-13	8t	11-17	
Thurs., 20	#14 OREGON*	W, 77-72	06-07	2-16	10	8-22	
Sat., 22	OREGON STATE*	W, 74-73	07-08	9-9	5t	21-13	NIT
Thurs., 27	at UCLA*	L, 72-75	08-09	11-7	3t	25-10	NCAA
Sat., 29	at USC*	L, 61-71	09-10	12-6	2	22-11	NIT
MARCH			10-11	4-14	10	12-19	
Thurs., 5	WASHINGTON*	L, 83-90	11-12	6-12	10	10-21	
Sat., 7	WASHINGTON STATE*	W, 83-74	12-13	9-9	6t	22-13	NIT
Thurs., 12	vs. 11-Washington State (4)	Cancelled	13-14	10-8	5t	21-12	NCAA
			14-15	9-9	5t	18-16	NIT
			15-16	5-13	11	15-17	
			16-17	7-11	8	15-18	
			17-18	8-10	8t	20-12	NCAA
			18-19	12-6	2	23-11	NCAA
			19-20	11-7	3t	20-11	

(1) Pac-12 China Game, Shanghai, China (Baoshan Arena)
 (2) Air Force Reserve Tip-Off Tournament, Uncasville, Conn. (Mohegan Sun Arena)
 (3) Basketball HOF Showcase, Phoenix, Ariz. (Talking Stick Arena)
 (4) Las Vegas, Nev. (T-Mobile Arena)

* Pac-12 game | Rankings listed are Associated Press.

! - NCAA Sweet Sixteen

2019-20 ARIZONA STATE STATISTICS (Overall: 20-11, Pac-12: 11-7/T-3rd) - Returning players in bold.

Player	GP-GS	TOTAL			3-PTS		REBOUNDS			PF-FO	A	TO	Blk	Stl	Pts	Avg		
		Min/Avg	FG-A	Pct	3FG-A	Pct	FT-A	Pct	Off/Def								Tot	Avg
MARTIN, Remy	31-31	33.7	204-472	.432	63-188	.335	122-158	.772	14/82	96	3.1	47	127	96	1	47	593	19.1
VERGE JR., Alonzo	28-9	26.8	158-361	.438	22-76	.289	70-95	.737	18/79	97	3.5	45	63	60	3	39	408	14.6
EDWARDS, Rob	31-28	28.6	117-309	.379	73-201	.363	52-69	.754	17/95	112	3.6	69	21	57	2	33	359	11.6
WHITE, Romello	30-29	28.5	112-197	.569	0-0	.000	82-120	.683	81/184	265	8.8	75	31	63	35	14	306	10.2
LAWRENCE, Kimani	30-23	17.2	54-131	.412	16-59	.271	22-42	.524	26/52	78	2.6	57	14	23	11	18	146	4.9
CHERRY, Taeshon	25-11	18.8	43-122	.352	15-66	.227	14-23	.609	28/56	84	3.4	81	12	17	12	14	115	4.6
HOUSE, Jaelen	30-0	16	34-123	.276	16-60	.267	33-43	.767	11/46	57	1.9	52	35	25	2	38	117	3.9
GRAHAM, Jalen	28-2	10.9	42-61	.689	0-0	.000	5-14	.357	34/43	77	2.8	49	11	21	29	6	89	3.2
THOMAS, Khalid	23-3	8.5	21-41	.512	12-26	.462	6-11	.545	8/25	33	1.4	13	5	3	2	12	60	2.6
VALTONEN, Elias	19-8	14.3	12-32	.375	7-14	.500	7-15	.467	4/31	35	1.8	32	7	10	2	9	38	2.0
MITCHELL, Mickey	23-11	15.6	16-42	.381	1-7	.143	9-17	.529	22/40	62	2.7	51	18	18	5	16	42	1.8
FEIT, Kyle	6-0	1.8	2-5	.400	1-4	.250	3-40	.750	0/2	2	0.3	0	0	1	0	0	8	1.3
CHRISTOPHER, Caleb	9-0	3.2	1-7	.143	1-2	.500	3-40	.750	1/2	3	0.3	3	0	3	0	1	6	0.7
FOGERTY, Grant	6-0	1	0-0	.000	0-0	.000	1-20	.500	1/1	2	0.3	0	0	0	0	1	1	0.2
BURNO, Micah	6-0	1	0-0	.000	0-0	.000	0-0	.000	0/0	0	0.0	1	0	1	0	1	0	0.0
OLMSTED, John	4-0	1.3	0-1	.000	0-0	.000	0-0	.000	1/2	3	0.8	0	1	0	0	0	0	0.0
ALLEN, Andre	4-0	3.3	0-0	.000	0-0	.000	0-0	.000	0/4	4	1.0	2	0	0	0	0	0	0.0
TEAM									47/62	109					12			
ARIZONA STATE	31		816-1904	0.429	227-7030	.323	429-6170	0.695	313/806	1119	36.1	577	345	410	104	249	2288	73.8
Opponents	31		769-1796	0.428	227-6860	.331	419-6150	0.681	323/868	1191	38.4	569	388	509	119	203	2184	70.5



GOLDEN BEAR FACTS

Location: Berkeley, CA 94720
Founded/Enrollment: 1868/42,519
Colors: Blue & Gold (Pantone® 282/123)
Joined Pac-12: 1915-16
All-time Record: 1,602-1,225 (111 years)
Chancellor: Carol T. Christ
Faculty Rep: Bob Jacobsen
Director of Athletics: Jim Knowlton
SWA: Jenny Simon-O'Neill

Head Coach: Mark Fox (Eastern New Mexico '91)
Career Record: 300-194 (15 years)
California Record: 14-18 (1 year)
Pac-12 Record: 7-11 (1 year)
Office: (510) 642-0361
Fax: (510) 642-6807

Assistant Coaches: Andrew Francis, Chris Harriman, Marty Wilson

Basketball SID: Gerrit Van Genderen
E-Mail: vangenderen_gw@berkeley.edu
Cell: 510-697-7235

Local Radio: KGO (810 AM)

Home Court: Haas Pavilion (11,858/1999)
Record in Haas Pavilion/Harmon Gym: 783-379 (80 years)
Press Row Phone: (510) 642-3098
Press Will-Call: Gate 1, Southeast Entrance
Press Row Locations: Southwest side of court

RECORD HOLDERS

POINTS

Career: 1835 - Jerome Randle, 2007-10
Season: 729 - Lamond Murray, 1994
Game: 48 - Ed Gray vs. Wash. St., 2/22/97

THREE-POINT FIELD GOALS

Career: 252 - Jerome Randle, 2007-10
Season: 92 - Jerome Randle 2010
Game: 9 - Joe Shipp vs. Fresno State, 12/11/01

REBOUNDS

Career: 1019 - Bob McKeen, 1952-55
Season: 382 - Ansley Truitt, 1972
Game: 27 - Bob Presley vs. St. Mary's, 12/6/67

ASSISTS

Career: 546 - Keith Smith, 1987-90
Season: 272 - Jason Kidd, 1994
Game: 18 - Jason Kidd vs. Stanford, 1/20/94

STEALS

Career: 204 - Jason Kidd, 1993-94
Season: 110 - Jason Kidd, 1993
Game: 8 - Jason Kidd vs. Washington, 1/28/93; A.J. Diggs vs. Cleveland State, 11/30/02

BLOCKED SHOTS

Career: 206 - Michael Stewart, 1994-97
Season: 74 - Kingsley Okoroh, 2017
Game: 7 - Five times. Last, Kingsley Okoroh vs. Portland State, 12/21/17

CALIFORNIA NUMERICAL ROSTER

Table with columns: No., Name, Pos., Ht., Wt., Yr., Hometown/Last School. Lists 42 players including Ryan Betley, Joel Brown, Monty Bowser, Jarred Hyder, Makale Foreman, Kuany Kuany, Grant Anticevich, Matt Bradley, Lars Thiemann, Andre Kelly, Logan Alters, Jalen Celestine, D.J. Thorpe, Dimitrios Klonaras, Blake Welle.

* - Has used redshirt year. ^ - Walk-on. Returning starter in bold.



HEAD COACH - MARK FOX

- Named California head coach on March 29, 2019 after 14 seasons as head coach at Nevada and Georgia...
Recorded four 20-win seasons at Georgia...
Three-time WAC Coach of the Year...
Began collegiate coaching career as an assistant at Washington...

JONES YEAR-BY-YEAR

Table with columns: Year, School. Lists coaching records from 2004-05 to 2019-20, including Nevada, Georgia, and California.

ALL CONFERENCE

Table with columns: W-L, Fin., Conf. Lists overall and conference records for various seasons.

POSTSEASON

Table with columns: NCAA, Other. Lists postseason records including NCAA and other tournament results.

- Conference Tournament champions

2019-20 RESULTS (14-18, 7-11)			RECENT FINISHES				
NOVEMBER			Year	CONF. W-L	Fin.	ALL W-L	Post.
Tues., 5	PEPPERDINE	W, 87-71	78-79	4-14	10	6-21	
Tues., 12	UNLV	W, 79-75 (OT)	79-80	3-15	10	8-19	
Fri., 15	CALIFORNIA BAPTIST	W, 82-62	80-81	5-13	8t	13-14	
Mon., 18	PRAIRIE VIEW A&M	W, 54-50	81-82	8-10	6t	14-13	
Thurs., 21	vs. #1 Duke (1)	L, 52-87	82-83	7-11	6t	14-14	
Fri., 22	vs. #22 Texas (1)	L, 45-62					
Tues., 26	UC DAVIS	W, 72-66	83-84	5-13	9	12-16	
DECEMBER			84-85	5-13	8t	13-15	
Wed., 4	at San Francisco	L, 64-76	85-86	11-7	3	19-10	NIT
Sat., 7	at Santa Clara	L, 52-71	86-87	10-8	3t	20-15	NIT
Wed., 11	FRESNO STATE	W, 69-63	87-88	5-13	8t	9-20	
Sat., 14	SAINT MARY'S	L, 77-89	88-89	10-8	5	20-13	NIT
Sat., 21	vs. Boston College (2)	L, 60-64	89-90	12-6	3	22-10	NCAA
Sun., 29	HARVARD	L, 63-71	90-91	8-10	5t	13-15	
JANUARY			91-92	4-14	9	10-18	
Thurs., 2	at Stanford*	L, 52-68	92-93	12-6	2	21-9	NCAA
Thurs., 9	WASHINGTON STATE*	W, 73-66					
Sat., 11	WASHINGTON*	W, 61-58 (OT)	93-94	13-5	2t	22-8	NCAA
Thurs., 16	at USC*	L, 56-88	94-95^	5-13	8t	13-14	
Sun., 19	at UCLA*	L, 40-50	95-96^	11-7	4	17-11	NCAA
Sun., 26	STANFORD*	W, 52-50	96-97	12-6	2t	23-9	NCAA
Thurs., 30	#11 OREGON*	L, 72-77	97-98	8-10	5t	12-15	
FEBRUARY			98-99	8-10	5t	22-11	NIT
Sat., 1	OREGON STATE*	W, 69-67	99-00	7-11	7	18-15	NIT
Thurs., 6	at #24 Colorado*	L, 65-71	00-01	11-7	4t	20-11	NCAA
Sat., 8	at Utah*	L, 45-60	01-02	12-6	2t	23-9	NCAA
Thurs., 13	ARIZONA*	L, 52-68	02-03	13-5	3	22-9	NCAA
Sun., 16	ARIZONA STATE*	L, 75-80					
Wed., 19	at Washington State*	W, 66-57	03-04	9-9	4t	13-15	
Sat., 22	at Washington*	L, 52-87	04-05	6-12	8t	13-16	
Thurs., 27	#21 COLORADO*	W, 76-62	05-06	12-6	3	20-11	NCAA
Sat., 29	UTAH*	W, 86-79 (OT)	06-07	6-12	8	16-17	
MARCH			07-08	6-12	9	17-16	NIT
Thurs., 5	at #13 Oregon*	L, 56-90	08-09	11-7	3t	22-11	NCAA
Sat., 7	at Oregon State*	L, 56-74	09-10	13-5	1	24-11	NCAA
Wed., 11	vs. 7-Stanford (3)	W, 63-51	10-11	10-8	4t	18-15	NIT
Thurs., 12	vs. 2-UCLA (3)	Cancelled	11-12	13-5	2t	24-10	NCAA
			12-13	12-6	2t	21-12	NCAA
			13-14	10-8	5t	21-14	NIT
			14-15	7-11	8t	18-15	
			15-16	12-6	3t	23-11	NCAA
			16-17	10-8	5t	21-13	NIT
			17-18	2-16	12	8-24	
			18-19	3-15	12	8-23	
			19-20	7-11	8t	14-18	

(1) Empire Classic Benefiting Wounded Warrior Project, New York, N.Y. (Madison Square Garden)
 (2) Basketball HOF Al Attles Classic, San Francisco, Calif. (Chase Center)
 (3) Pac-12 Tournament, Las Vegas, Nev. (T-Mobile Arena)

*Pac-12 Conference Game. Rankings listed are AP.

^ Required by NCAA to forfeit five league/13 overall wins in 1994-95, nine league/15 overall wins in 1995-96, and the 1996 NCAA appearance.

2019-20 CALIFORNIA STATISTICS (Overall: 14-18, Pac-12: 7-11/T-8th) - Returning players in bold.

Player	GP-GS	TOTAL			3-PTS		REBOUNDS			PF-FO	A	TO	Blk	Stl	Pts	Avg		
		Min/Avg	FG-A	Pct	3FG-A	Pct	FT-A	Pct	Off/Def								Tot	Avg
BRADLEY, Matt	32-30	33.2	181-414	.437	66-172	.384	131-151	.868	22/136	158	4.9	89	49	75	7	15	559	17.5
AUSTIN, Paris	32-18	27.7	95-243	.391	5-23	.217	106-126	.841	12/75	87	2.7	60	79	73	2	31	301	9.4
SOUTH, Kareem	32-27	30.0	98-278	.353	37-124	.298	53-62	.855	21/52	73	2.3	47	31	33	3	23	286	8.9
ANTICEVICH, Grant	32-32	30.8	105-261	.402	30-82	.366	25-34	.735	33/146	179	5.6	80	40	56	11	11	265	8.3
KELLY, Andre	32-11	22.1	99-181	.547	3-12	.250	39-57	.684	48/130	178	5.6	85	11	40	19	10	240	7.5
HARRIS-DYSON, Juhwan	13-1	14.6	20-46	.435	0-4	.000	12-21	.571	9/15	24	1.8	25	9	15	3	9	52	4.0
THIEMANN, Lars	32-18	14.5	38-68	.559	0-0	.000	19-39	.487	24/47	71	2.2	75	4	32	14	6	95	3.0
BROWN, Joel	32-17	19.0	29-85	.341	8-26	.308	12-30	.400	5/58	63	2.0	59	56	34	4	14	78	2.4
KUANY, Kuany	28-2	6.7	14-36	.389	5-14	.357	28-42	.667	10/22	32	1.1	25	7	6	4	2	61	2.2
GORDON, Jacobi	12-0	9.0	7-20	.350	4-12	.333	8-8	1.000	7/7	14	1.2	10	1	10	1	2	26	2.2
THORPE, D.J.	29-2	7.8	17-35	.486	0-1	.000	11-29	.379	17/31	48	1.7	38	2	15	12	5	45	1.6
KLONARAS, Dimitrios	20-0	3.5	5-11	.455	2-4	.500	2-5	.400	1/8	9	0.5	6	4	4	0	1	14	0.7
ORENDER, Jacob	10-1	1.0	0-3	.000	0-3	.000	1-2	.500	0/1	1	0.1	2	1	1	0	0	1	0.1
SERGE, David	5-1	1.0	0-0	.000	0-0	.000	0-0	.000	0/0	0	0.0	0	0	1	0	0	0	0.0
ALTERS, Logan	2-0	1.3	0-0	.000	0-0	.000	0-0	.000	0/0	0	0.0	0	0	0	0	0	0	0.0
ERVING, Jules	2-0	1.9	0-0	.000	0-0	.000	0-0	.000	0/1	1	0.5	0	0	0	0	0	0	0.0
TEAM									52/56	108					15			
CALIFORNIA	32		708-1681	.421	160-477	.335	447-606	.738	261/785	1046	32.7	601	294	410	80	129	2023	63.2
Opponents	32		748-1741	.430	240-661	.363	474-644	.736	280/779	1059	33.1	571	387	368	115	157	2210	69.1



BUFFS FACTS

Location: Boulder, CO 80309
Founded/Enrollment: 1876/33,246
Colors: Silver, Black, Gold
Joined Pac-12: 2011-12
All-time Record: 1,338-1,221 (118 years)

President: Bruce Benson
Chancellor: Phil DiStefano
Faculty Rep: Joe Jupille
Athletic Director: Rick George
SWA: Ceal Barry

Head Coach: Tad Boyle (Kansas '85)
Career Record: 266-200 (14 years)
Colorado Record: 210-134 (10 years)
Pac-12 Record: 84-78 (9 years)
Office: (303) 492-6877
Fax: (303) 492-6607

Associate Head Coach: Mike Rohn
Assistant Coaches: Bill Grier, Rick Ray

Basketball SID: Troy Andre
E-Mail: troy.andre@colorado.edu
Office: (303) 492-4672
Cell: (303) 903-3654

Local Radio: 850 KOA / 760 KKZN

Home Court: CU Events Center
(11,064/1979)

Record in CU Events Center:
454-178 (41 years)

Press Row Phone: (303) 492-1552
Press Will-Call: Regent Drive (street level entrance)

Press Row Locations: Off the floor, NW and NE corners

RECORD HOLDERS

POINTS

Career: 2001 – Cory Higgins 2007-11; Richard Roby, 2004-08
Season: 779 – Alec Burks, 2011
Game: 47 – Cliff Meely vs. Oklahoma, 2/13/71

THREE-POINT FIELD GOALS

Career: 257 – Blair Wilson, 2000-04
Season: 87 – Kenny Price, 1999
Game: 9 – Kenny Price vs. Texas, 3/5/99

REBOUNDS

Career: 1054 – Stephane Pelle, 1999-03
Season: 401- André Roberson, 2012
Game: 31 – Burdette Haldorson vs. Oklahoma, 12/29/52

ASSISTS

Career: 562 – Jay Humphries, 1981-84
Season: 194 – Jose Winston, 2001
Game: 15 – Jose Winston vs. Coppin St., 1/2/01

STEALS

Career: 309 – Jay Humphries, 1980-84
Season: 115 – Jay Humphries, 1983
Game: 10 – Jay Humphries vs. Wis.-Milwaukee, 1/15/83

BLOCKED SHOTS

Career: 225 – David Harrison, 2001-04
Season: 106 – David Harrison, 2003
Game: 11 – David Harrison vs. Nebraska, 3/8/03

COLORADO NUMERICAL ROSTER

No.	Name	Pos.	Ht.	Wt.	Yr.	Hometown/Last School
0	Luke O'Brien	G	6-7	200	Fr.	Littleton, Colo./Columbine
3	Maddox Daniels	G/F	6-6	211	Sr.	Suwanee, Ga./Florida SouthWestern State
5	D'Shawn Schwartz	G/F	6-7	232	Sr.	Colorado Springs, Colo./Sand Creek
10	Alexander Strating	F	6-7	228	Sr.	Wassenaar, Netherlands/American School of The Hague
11	Keeshawn Barthelemy	G	6-2	163	Fr.	Montreal, Que./Thornlea Secondary (Ont.)
12	Jabari Walker	F	6-8	200	Fr.	Inglewood, Calif./AZ Compass Prep
13	Dallas Walton	F/C	7-0	235	Sr.	Arvada, Colo./Arvada West
15	Owen Koonce^	G	6-5	180	Fr.	Lafayette, Colo./Centaurus
21	Evan Battey	F	6-8	262	Jr.	View Park, Calif./Villa Park
23	Tristan da Silva	F	6-8	200	Fr.	Munich, Germany/Ludwigsgymnasium Munich
24	Eli Parquet	G	6-3	195	Jr.	Beaumont, Texas/West Brook
25	McKinley Wright IV	G	6-0	196	Sr.	North Robbinsdale, Minn./Champlin Park
30	Will Loughlin	F	6-10	250	So.	Seattle, Wash./Seattle Preparatory School
32	Nique Clifford	G	6-5	175	Fr.	Colorado Springs, Colo./The Vanguard School
33	Aidan McQuade^	G	6-2	195	Sr.	Loveland, Colo./Loveland
34	Benan Ersek^	G	6-2	185	Jr.	Vienna, Austria/Kent Denver
40	Isaac Jessup^	G	6-2	175	Fr.	Loveland, Colo./Resurrection Catholic
41	Jeriah Horne	F	6-7	220	Sr.	Overland Park, Kan./The Barstow School/Nebraska/Tulsa

* - Has used redshirt year. ^ - Walk-on. Returning starter in bold.



HEAD COACH - TAD BOYLE

- Has led CU to postseason appearances in eight of his 10 seasons at the helm, including three consecutive NCAA Tournaments from 2012-14.
- As 18th head coach in program history, Boyle's 210 wins in Boulder are the second-most on the CU all-time list (Sox Walseth - 261 in 20 seasons).
- First CU coach to win 20 games in each of his first four years and first CU coach to have five-or-more 20+ win seasons, owning seven of the 11 in school history.
- Boyle's teams hold a 141-27 mark at CU Events Center for a home winning percentage of .839.
- Won the 2012 Pac-12 Tournament for CU's first conference title since 1968-69 (Big 8).

Year	School	ALL		CONFERENCE			POSTSEASON	
		W-L	W-L	Fin.	Conf.	NCAA	Other	
2006-07	Northern Colorado	4-24	2-14	--	Big Sky			
2007-08	Northern Colorado	13-16	6-10	T-7th	Big Sky			
2008-09	Northern Colorado	14-18	8-8	5th	Big Sky			
2009-10	Northern Colorado	25-8	12-4	2nd	Big Sky			
<i>Northern Colorado (4 years)</i>		<i>56-66 (.460)</i>	<i>28-36 (.438)</i>			<i>0-0</i>	<i>0-0</i>	
2010-11	Colorado	24-14	8-8	T-5th	Big 12		3-1& (NIT)	
2011-12	Colorado	24-12	11-7	T-5th#	Pac-12	1-1		
2012-13	Colorado	21-12	10-8	5th	Pac-12	0-1		
2013-14	Colorado	23-12	10-8	T-3rd	Pac-12	0-1		
2014-15	Colorado	16-18	7-11	T-8th	Pac-12		1-1 (CBI)	
2015-16	Colorado	22-12	10-8	5th	Pac-12	0-1		
2016-17	Colorado	19-15	8-10	7th	Pac-12		0-1 (NIT)	
2017-18	Colorado	17-15	8-10	T-8th	Pac-12			
2018-19	Colorado	23-13	10-8	T-4th	Pac-12		2-1 (NIT)	
2019-20	Colorado	21-11	10-8	T-5th	Pac-12			
<i>Colorado totals (10 years)</i>		<i>210-134 (.610)</i>	<i>92-86 (.517)</i>			<i>1-4 (.200)</i>	<i>6-4 (.600)</i>	
Career totals (14 years)		266-200 (.571)	120-122 (.496)			1-4 (.200)	6-4 (.600)	

& - NIT Semifinals. # - Pac-12 Tournament Champions

**2019-20 RESULTS
(21-11, 10-8)**

NOVEMBER

Sat., 9	vs. Arizona State (1)	W, 81-71
Sat., 16	SAN DIEGO	W, 71-53
Mon., 18	UC IRVINE	W, 69-53
Sun., 24	vs. Wyoming (2)	W, 56-41
Tues., 26	vs. Clemson (2)	W, 71-67
Sat., 30	SACRAMENTO STATE	W, 59-45

DECEMBER

Wed., 4	LMU	W, 76-64
Sat., 7	at #2 Kansas	L, 58-72
Tues., 10	NORTHERN IOWA	L, 76-79
Fri., 13	at Colorado State	W, 56-48
Thurs., 19	PRAIRIE VIEW A&M	W, 83-64
Sat., 21	vs. #13 Dayton (3)	W, 78-76 (OT)
Sun., 29	IONA	W, 99-54

JANUARY

Thurs., 2	#4 OREGON*	W, 74-65
Sun., 5	OREGON STATE*	L, 68-76
Sun., 12	UTAH*	W, 91-52
Thurs., 16	at Arizona State*	W, 68-61
Sat., 18	at Arizona*	L, 54-75
Thurs., 23	WASHINGTON STATE*	W, 78-56
Sat., 25	WASHINGTON*	W, 76-62
Thurs., 30	at UCLA*	L, 68-72

FEBRUARY

Sat., 1	at USC*	W, 78-57
Thurs., 6	CALIFORNIA*	W, 71-65
Sat., 8	STANFORD*	W, 81-74
Thurs., 13	at #17 Oregon*	L, 60-68
Sat., 15	at Oregon State*	W, 69-47
Thurs., 20	USC*	W, 70-66
Sat., 22	UCLA*	L, 63-70
Thurs., 27	at California*	L, 62-76

MARCH

Sun., 1	at Stanford*	L, 64-72
Sat., 7	at Utah*	L, 72-74 (OT)
Wed., 11	vs. 11-Washington State (4)	L, 68-82

- (1) Pac-12 China Game, Shanghai, China (Baoshan Arena)
- (2) MGM Resorts Main Event, Las Vegas, Nev. (T-Mobile Arena)
- (3) Chicago Legends, Chicago, Ill. (United Center)
- (4) Pac-12 Tournament, Las Vegas, Nev. (T-Mobile Arena)

* Pac-12 Game I Rankings listed are Associated Press.

RECENT FINISHES

Year	CONF.		ALL		Post.
	W-L	Fin.	W-L		
78-79	4-10	8	14-3		
79-80	7-7	4t	17-10		
80-81	5-9	6	16-12		
81-82	3-11	8	11-16		
82-83	3-11	8	13-15		
83-84	6-8	4t	16-13		
84-85	5-9	5t	11-17		
85-86	0-14	8	8-20		
86-87	3-11	8	9-19		
87-88	3-11	8	7-21		
88-89	2-12	8	7-21		
89-90	2-12	8	12-18		
90-91	5-9	6t	19-14		
91-92	4-10	8	13-15		
92-93	2-12	8	10-17		
93-94	2-12	8	10-17		
94-95	5-9	6	15-13		NIT
95-96	3-11	8	9-18		
96-97	11-5	2	22-10		NCAA
97-98	7-9	7t	13-14		
98-99	7-9	7t	18-15		NIT
99-00	7-9	7	18-14		NIT
00-01	5-11	9	15-15		
01-02	5-11	9	15-14		
02-03	9-7	5t	20-12		NCAA
03-04	10-6	4t	18-11		NIT
04-05	4-12	11	14-16		
05-06	9-7	5	20-10		NIT
06-07	3-13	12	7-20		
07-08	3-13	12	12-20		
08-09	1-15	12	9-22		
09-10	6-10	8	15-16		
10-11	8-8	5t	24-14		NIT&
11-12	11-7	5t	24-12		NCAA
12-13	10-8	5	21-12		NCAA
13-14	10-8	3t	23-12		NCAA
14-15	7-11	8t	16-18		CBI
15-16	10-8	5	22-12		NCAA
16-17	8-10	7	19-15		NIT
17-18	8-10	8t	17-15		
18-19	10-8	4t	23-13		NIT
19-20	10-8	5t	21-11		

1979-96 - member of Big 8
 1997-2011 - member of Big 12
 & - NIT Semifinalist

2019-20 COLORADO STATISTICS (Overall: 21-11, Pac-12; 10-8/T-5th) - Returning players in bold.

Player	GP-GS	TOTAL			3-PTS		REBOUNDS			PF-FO	A	TO	Blk	Stl	Pts	Avg		
		Min/Avg	FG-A	Pct	3FG-A	Pct	FT-A	Pct	Off/Def								Tot	Avg
WRIGHT, McKinley	32-32	1118/34.9	163-364	.448	39-116	.336	95-120	.792	39/144	183	5.7	62-0	159	96	11	36	460	14.4
BEY, Tyler	31-30	901/29.0	140-264	.530	13-31	.419	136-183	.743	62/218	280	9.0	59-0	46	75	36	48	429	13.8
SCHWARTZ, D'Shawn	32-31	901/28.1	107-264	.405	51-139	.367	50-74	.676	23/92	115	3.6	55-0	44	30	7	23	315	9.8
BATTEY, Evan	32-32	792/24.7	102-194	.526	6-17	.353	75-108	.694	84/104	188	5.9	93-2	32	39	11	17	285	8.9
SIEWERT, Lucas	32-2	637/19.9	83-199	.417	49-127	.386	32-38	.842	26/104	130	4.1	47-0	24	30	7	13	247	7.7
GATLING, Shane	32-20	681/21.3	69-187	.369	37-114	.325	32-38	.842	7/47	54	1.7	33-0	38	36	7	12	207	6.5
DANIELS, Maddox	31-1	411/13.3	34-89	.382	26-68	.382	5-12	.417	6/33	39	1.3	30-0	22	26	1	6	99	3.2
KOUNTZ, Daylen	32-5	398/12.4	34-102	.333	4-26	.154	23-32	.719	3/24	27	0.8	27-0	20	32	3	17	95	3.0
PARQUET, Eli	30-7	370/12.3	25-65	.385	13-40	.325	14-20	.700	6/25	31	1.0	35-0	20	20	9	6	77	2.6
WALTON, Dallas	28-0	170/6.1	17-41	.415	2-7	.286	9-11	.818	14/18	32	1.1	22-0	10	10	5	4	45	1.6
DOMBEK, Jakub	4-0	6/1.5	1-4	.250	1-2	.500	0-0	.000	0/3	3	0.8	1-0	2	0	0	1	3	0.8
RYDER, Frank	4-0	5/1.2	1-2	.500	0-0	.000	0-2	.000	3/1	4	1.0	1-0	0	0	0	0	2	0.5
STRATING, Alexander	15-0	53/3.5	1-3	.333	0-0	.000	2-5	.400	3/4	7	0.5	5-0	4	2	0	0	4	0.3
MARTINKA, AJ	1-0	2/2.0	0-0	.000	0-0	.000	0-0	.000	0/1	1	1.0	0-0	1	0	0	0	0	0.0
ERSEK, Benan	2-0	3/1.7	0-0	.000	0-0	.000	0-0	.000	0/0	0	0.0	0-0	0	0	0	0	0	0.0
MCQUADE, Aidan	2-0	3/1.7	0-0	.000	0-0	.000	0-0	.000	0/0	0	0.0	0-0	0	1	0	0	0	0.0
Team									49/42	91			25					
Total	32	6450777-1778	.437	241-687	.351	473-643	.736	325/860	1185	37.0	470-2	422	422	97	183	2268	70.9	
Opponents	32	6450758-1830	.414	201-588	.342	340-478	.711	270/749	1019	31.8	598-11	352	425	94	234	2057	64.3	

DUCK FACTS

Location: Eugene, OR 97401
Founded/Enrollment: 1876/24,500
Colors: Green & Yellow
Joined Pac-12: 1916-17
All-Time Record: 1,693-1,369 (115 years)

President: Michael Schill
Faculty Rep: Tim Gleason
Athletic Director: Rob Mullens
SWA: Lisa Peterson

Head Coach: Dana Altman
 (Eastern New Mexico '80)
Career Record: 669-346 (31 years)
Oregon Record: 259-103 (10 years)
Pac-12 Record: 118-62 (10 years)
Office: (541) 346-4346
Fax: (541) 346-4482

Assistant Coaches: Kevin McKenna, Mike Mennenga, Tony Stubblefield

Basketball SID: Greg Walker
E-mail: gswalker@uoregon.edu
Office: (541) 346-2252
Cell: (541) 954-8775

Local Radio: KUJZ (95.3 FM)/KUGN (590 AM)

Home Court: Matthew Knight Arena
 (12,364/2011)

Record in Matthew Knight Arena:
 156-23 (7.5 years)

Press Row Phone: (541) 346-4497

Press Will-Call: Box Office, 13th Ave. side

Press Row Location: Corner seating in arena on east side

RECORD HOLDERS

POINTS

Career: 2085 – Ron Lee, 1973-76
Season: 745 – Terrell Brandon, 1991; Joseph Young, 2015
Game: 43 – Greg Ballard vs. Oral Roberts, 3/9/77

THREE-POINT FIELD GOALS

Career: 345 – Tajuan Porter, 2007-10
Season: 110 – Tajuan Porter, 2007
Game: 10 – Tajuan Porter vs. Portland State, 11/12/06

REBOUNDS

Career: 1114 – Greg Ballard, 1974-77
Season: 465 – Bob Peterson, 1952
Game: 32 – Jim Loscutoff vs. Brigham Young, 1/28/55

ASSISTS

Career: 659 – Payton Pritchard, 2017-20
Season: 218 – Luke Ridnour, 2003
Game: 17 – Ron Lee vs. Villanova, 12/23/74

STEALS

Career: 213 – Kenya Wilkins, 1994-97
Season: 89 – Malcolm Armstead, 2011
Game: 9 – Kenya Wilkins vs. Boise State, 12/20/96

BLOCKED SHOTS

Career: 235 – Jordan Bell, 2014-17
Season: 110 – Chris Boucher, 2015-16
Game: 9 – Chris Boucher vs. Arkansas State, 11/25/15

OREGON NUMERICAL ROSTER

No.	Name	Pos.	Ht.	Wt.	Yr.	Hometown/Last School
0	Will Richardson	G	6-5	180	Jr.	Hinesville, Ga./Oak Hill Academy
1	N'Faly Dante	C	6-11	230	So.	Bamako, Mali/Sunrise (Kan.) Christian Academy
2	Eugene Omoruyi	F	6-6	235	R-Sr.	Rexdale, Ontario/Orangeville Prep/Rutgers
3	Jalen Terry	G	6-0	165	Fr.	Flint, Mich./Beecher HS
4	Eddy Ionescu [^]	G	6-6	190	R-Sr.	Walnut Creek, Calif./Miramonte HS
5	Chris Duarte	G	6-6	190	Sr.	Puerto Plata, D.R./Redemption Christian/Northwest Florida State College
10	Gabe Reichle [^]	G	6-2	175	Fr.	Wilsonville, Ore./Wilsonville HS
11	Amauri Hardy	G	6-2	190	Sr.	Detroit, Mich./North Farmington HS/UNLV
13	Chandler Lawson	F	6-8	205	So.	Memphis, Tenn./Wooddale HS
15	Lök Wur	F	6-8	200	R-Fr.	Omaha, Neb./Papillion La Vista South HS
24	Aaron Estrada	G	6-4	207	So.	Woodbury, N.J./St. Benedict's HS/Saint Peter's
25	Luke Osborn [^]	G	6-6	200	R-Sr.	Clackamas, Ore./Tualatin HS/Clark CC
30	LJ Figueroa	G/F	6-6	200	Sr.	Lawrence, Mass./West Oaks Academy/Odesa JC/St. John's
50	Eric Williams Jr.	F	6-6	200	R-Jr.	Port Huron, Mich./New Haven HS/Duquesne
54	Will Johnson	G	6-1	180	R-Jr.	Pacific Palisades, Calif./Palisades HS

* - Has used redshirt year. ^ - Walk-on. Returning starter in **bold**.



HEAD COACH - DANA ALTMAN

- The 19th head coach in Oregon history, Altman has won a trio of John R. Wooden Pac-12 Coach of the Year awards in 10 seasons in the league.
- Has guided the Ducks to four Sweet 16s, including each of last three NCAA appearances (2016, 2017, 2019). Also has captured a pair of Pac-12 regular season crowns, the 2016 and 2019 Pac-12 Tournament titles, Oregon's first-ever No. 1 seed in the 2016 NCAA Tournament and a trip to the 2017 NCAA Final Four.
- Has led Oregon to a school-record 259 wins in 10 seasons, the highest 10-year win total in school history.
- 669 career coaching wins through 2019-20 rank 25th all-time in NCAA Division I.
- One of five coaches to have active streak of at least 23 consecutive winning seasons along with Jim Boeheim, Mike Krzyzewski, Bill Self and Tom Izzo.

ALTMAN YEAR-BY-YEAR

Year	School	ALL W-L	CONFERENCE W-L	Fin.	POSTSEASON Conf.	NCAA	Other
1989-90	Marshall	15-13	9-5	2nd	Southern		
<i>Marshall totals (1 year)</i>		<i>15-13 (.536)</i>	<i>9-5 (.643)</i>			<i>0-0 (.000)</i>	<i>0-0</i>
1990-91	Kansas State	13-15	3-11	8th	Big Eight		
1991-92	Kansas State	16-14	5-9	T6th	Big Eight		1-1 (NIT)
1992-93	Kansas State	19-11	7-7	T5th	Big Eight	0-1	
1993-94	Kansas State	20-14	4-10	T6th	Big Eight		3-2* (NIT)
<i>Kansas State totals (4 years)</i>		<i>68-54 (.557)</i>	<i>19-37 (.339)</i>			<i>0-1 (.000)</i>	<i>4-3 (.571)</i>
1994-95	Creighton	7-19	4-14	9th	MVC		
1995-96	Creighton	14-15	9-9	T5th	MVC		
1996-97	Creighton	15-15	10-8	6th	MVC		
1997-98	Creighton	18-10	12-6	2nd	MVC		0-1 (NIT)
1998-99	Creighton	22-9	11-7	T2nd	MVC	1-1	
1999-00	Creighton	23-10	11-7	4th	MVC	0-1	
2000-01	Creighton	24-8	14-4	1st	MVC	0-1	
2001-02	Creighton	23-9	14-4	T1st	MVC	1-1	
2002-03	Creighton	29-5	15-3	2nd	MVC	0-1	
2003-04	Creighton	20-9	12-6	T2nd	MVC		0-1 (NIT)
2004-05	Creighton	23-11	11-7	T3rd	MVC	0-1	
2005-06	Creighton	20-10	12-6	T2nd	MVC		1-1 (NIT)
2006-07	Creighton	22-11	13-5	2nd	MVC	0-1	
2007-08	Creighton	22-11	10-8	4th	MVC		1-1 (NIT)
2008-09	Creighton	27-8	14-4	T1st	MVC		1-1 (NIT)
2009-10	Creighton	18-16	10-8	4th	MVC		2-1 (CIT)
<i>Creighton totals (16 years)</i>		<i>327-176 (.650)</i>	<i>182-106 (.632)</i>			<i>2-7 (.222)</i>	<i>5-6 (.455)</i>
2010-11	Oregon	21-18	7-11	T7th	Pac-10		5-1& (CBI)
2011-12	Oregon	24-10	13-5	T2nd	Pac-12		2-1 (NIT)
2012-13	Oregon	28-9	12-6	T2nd [^]	Pac-12	2-1	
2013-14	Oregon	24-10	10-8	T5th	Pac-12	1-1	
2014-15	Oregon	26-10	13-5	T2nd	Pac-12	1-1	
2015-16	Oregon	31-7	14-4	1st [^]	Pac-12	3-1	
2016-17	Oregon	33-6	16-2	T1st	Pac-12	4-1#	
2017-18	Oregon	23-13	10-8	T6th	Pac-12		1-1 (NIT)
2018-19	Oregon	25-13	10-8	T4th [^]	Pac-12	2-1	
2019-20	Oregon	24-7	13-5	1st	Pac-12		
<i>Oregon totals (10 years)</i>		<i>259-103 (.715)</i>	<i>118-62 (.656)</i>			<i>13-6 (.684)</i>	<i>8-3 (.727)</i>
Career totals (31 years)		669-346 (.659)	360-232 (.608)			15-14 (.517)	17-12 (.586)

* - NIT Final Four. & - CBI Champions. ^ - Pac-12 Tournament Champions. # - NCAA Final Four

**2019-20 RESULTS
(24-7, 13-5)**

NOVEMBER

Tues., 5	FRESNO STATE	W, 71-57
Sat., 9	BOISE STATE	W, 106-75
Tues., 12	vs. #13 Memphis (1)	W, 82-74
Sun., 17	UT ARLINGTON	W, 67-47
Fri., 22	HOUSTON	W, 78-66
Wed., 27	vs. #13 Seton Hall (2)	W, 71-69
Thurs., 28	vs. #8 Gonzaga (2)	L, 72-73 (OT)
Fri., 29	vs. #6 North Carolina (2)	L, 74-78

DECEMBER

Sat., 7	HAWAII	W, 89-64
Sat., 14	at #5 Michigan	W, 71-70 (OT)
Wed., 18	MONTANA	W, 81-48
Sat., 21	TEXAS SOUTHERN	W, 84-78
Sun., 29	ALABAMA STATE	W, 98-59

JANUARY

Thurs., 2	at Colorado*	L, 65-74
Sat., 4	at Utah*	W, 69-64
Thurs., 9	#24 ARIZONA*	W, 74-73 (OT)
Sat., 11	ARIZONA STATE*	W, 78-69
Thurs., 16	at Washington State*	L, 61-72
Sat., 18	at Washington*	W, 64-61 (OT)
Thurs., 23	USC*	W, 79-70 (20T)
Sun., 26	UCLA*	W, 96-75
Thurs., 30	at California*	W, 77-72

FEBRUARY

Sat., 1	at Stanford*	L, 60-70
Sat., 8	at Oregon State*	L, 53-63
Thurs., 13	#16 COLORADO*	W, 68-60
Sun., 16	UTAH*	W, 80-62
Thurs., 20	at Arizona State*	L, 72-77
Sat., 22	at #24 Arizona*	W, 73-72 (OT)
Thurs., 27	OREGON STATE*	W, 69-54

MARCH

Thurs., 5	CALIFORNIA*	W, 90-56
Sat., 7	STANFORD*	W, 80-67
Thurs., 12	vs. 8-Oregon State (3)	Cancelled

(1) Phil Knight Invitational, Portland, Ore. (Moda Center)
 (2) Battle 4 Atlantis, Nassau, Bahamas (Imperial Arena)
 (3) Pac-12 Tournament, Las Vegas, Nev. (T-Mobile Arena)

* Pac-12 Game I Rankings listed are Associated Press.

RECENT FINISHES

Year	CONF.		ALL		Post.
	W-L	Fin.	W-L		
78-79	7-11	6t	12-15		
79-80	5-13	7t	10-17		
80-81	6-12	7	13-14		
81-82	4-14	8t	9-18		
82-83	5-13	9	9-18		
83-84	11-7	3	16-13	NIT	
84-85	8-10	6	15-16		
85-86	6-12	9	11-17		
86-87	8-10	7	16-14		
87-88	10-8	5	16-14	NIT	
88-89	3-15	9	8-21		
89-90	10-8	5	15-14	NIT	
90-91	8-10	5t	13-15		
91-92	2-16	10	6-21		
92-93	3-15	9	10-20		
93-94	6-12	8	10-17		
94-95	11-7	4	19-9	NCAA	
95-96	9-9	5t	16-13		
96-97	8-10	7	17-11	NIT	
97-98	8-10	5t	13-14		
98-99	8-10	5t	19-13	NIT*	
99-00	13-5	3	22-8	NCAA	
00-01	5-13	6t	14-14		
01-02	14-4	1	26-9	NCAA&	
02-03	10-8	5^	23-10	NCAA	
03-04	9-9	4t	18-13	NIT*	
04-05	6-12	8t	14-13		
05-06	7-11	7	15-18		
06-07	11-7	3t^	29-8	NCAA&	
07-08	9-9	5t	18-14	NCAA	
08-09	2-16	10	8-23		
09-10	7-11	8t	16-6		
10-11	7-11	7t	21-18	CBI%	
11-12	13-5	2t	24-10	NIT	
12-13	12-6	2t^	28-9	NCAA	
13-14	10-8	5t	24-10	NCAA	
14-15	13-5	2t	26-10	NCAA	
15-16	14-4	1^	31-7	NCAA&	
16-17	16-2	T1	33-6	NCAA#	
17-18	10-8	6t	23-13	NIT	
18-19	10-8	4t^	25-13	NCAA	
19-20	13-5	1	24-7		

* - NIT Final Four; ^ - Pac-10/12 Tourn. Champion; & - NCAA Elite Eight; % - CBI Champion
 # - NCAA Final Four

2019-20 OREGON STATISTICS (Overall: 24-7, Pac-12: 13-5/1st) - Returning players in bold.

Player	GP-GS	TOTAL			3-PTS		REBOUNDS		PF-FO	A	TO	Blk	Stl	Pts	Avg			
		Min/Avg	FG-A	Pct	3FG-A	Pct	FT-A	Pct								Off/Def	Tot	Avg
PRITCHARD, Payton	31-31	36.5	216-462	.468	88-212	.415	115-140	.821	21/113	134	4.3	62	172	85	1	47	635	20.5
DUARTE, Chris	28-28	30.2	126-304	.414	47-140	.336	62-78	.795	42/115	157	5.6	46	46	43	15	47	361	12.9
RICHARDSON, Will	31-13	30.4	123-257	.479	38-81	.469	56-66	.848	36/79	115	3.7	68	70	49	7	42	340	11.0
MATHIS, Anthony	31-21	23.5	86-190	.453	69-152	.454	23-28	.821	12/58	70	2.3	38	28	18	1	17	264	8.5
JUJISTON, Shakur	26-25	28.1	90-184	.489	7-35	.200	18-34	.529	51/113	164	6.3	63	53	48	15	25	205	7.9
DANTE, N'Faly	12-0	13.5	32-51	.627	0-0	.000	6-15	.400	12/21	33	2.8	30	7	11	7	11	70	5.8
PATTERSON, Addison	28-0	11.1	49-87	.563	10-28	.357	22-40	.550	9/26	35	1.3	48	13	29	5	11	130	4.6
LAWSON, Chandler	31-12	19.5	56-108	.519	1-11	.000	26-40	.650	40/81	121	3.9	56	41	25	14	21	139	4.5
WALKER, C.J.	28-7	14.9	43-113	.381	9-31	.290	17-35	.486	22/49	71	2.5	58	8	23	15	11	112	4.0
OKORO, Francis	29-18	17.2	36-67	.537	0-0	.000	24-51	.471	50/71	121	4.2	68	7	19	22	9	96	3.3
IONESCU, Eddy	4-0	0.8	0-2	.000	0-0	.000	0-0	.000	0/0	0	0.0	0	1	0	0	0	0	0.0
OSBORN, Luke	4-0	1.0	0-0	.000	0-0	.000	0-0	.000	0/0	0	0.0	1	0	1	0	0	0	0.0
TEAM									41/32	73				17				
OREGON	31		857-1825	.470	269-680	.396	369-527	.700	336/758	1094	35.3	538	446	368	102	241	2352	75.9
Opponents	31		724-1780	.407	236-723	.326	385-525	.733	342/690	1032	33.3	480	385	419	110	127	2069	66.7



BEAVER FACTS

Location: Corvallis, OR 97331
Founded/Enrollment: 1868/32,011
Colors: Orange & Black (Pantone® 172)
Joined Pac-12: 1915-16
All-Time Record: 1,763-1,363 (119 years)

President: F. King Alexander
Faculty Rep: Dr. Colleen Bee
Athletic Director: Scott Barnes
SWA: TBA

Head Coach: Wayne Tinkle
(Montana '05)
Career Record: 251-187 (14 years)
OSU Record: 93-96 (6 years)
Pac-12 Record: 42-66 (6 years)
Office: (541) 737-2076
Fax: (541) 737-6179

Associate Head Coach: Kerry Rupp
Assistant Coaches: Stephen Thompson,
Marlon Stewart

Basketball SID: Shawn Schoeffler &
Trevor Cramer
E-mail: shawn.schoeffler@oregonstate.edu
& trevor.cramer@oregonstate.edu
Office: (541) 737-8898
Cell: (541) 231-1430

Local Radio: KEJO (1240 AM)

Home Court: Gill Coliseum (9,301/1949)
Record in Gill: 642-326 (71 years)
Press Row Phone: (541) 737-3020
Press Will-Call: East side of Coliseum
Press Row Location: Front row of upper
level, opposite team benches

RECORD HOLDERS

POINTS
Career: 2233 - Tres Tinkle, 2016-20
Season: 775 - Mel Counts, 1964
Game: 58 - Gary Payton vs. USC,
2/22/90

THREE-POINT FIELD GOALS
Career: 230 - Stephen Thompson Jr.,
2016-19
Season: 82 - Gary Payton, 1989
Game: 7 - Four times. Last, Ahmad
Starks at Kansas, 11/30/12

REBOUNDS
Career: 1375 - Mel Counts, 1962-64
Season: 489 - Mel Counts, 1964
Game: 36 - Swede Halbrook vs. Idaho,
2/15/55

ASSISTS
Career: 938 - Gary Payton, 1987-90
Season: 244 - Gary Payton, 1989
Game: 15 - Gary Payton vs. Arizona
State, 11/30/89

STEALS
Career: 321 - Gary Payton, 1987-90
Season: 100 - Gary Payton, 1990
Game: 8 - Three times. Last, Jared
Cunningham vs. Washington
State, 3/4/10

BLOCKED SHOTS
Career: 211 - Kylor Kelley, 2019-20
Season: 107 - Kylor Kelley, 2020
Game: 9 - Kylor Kelley, 12/17/18

OREGON STATE NUMERICAL ROSTER

Table with columns: No., Name, Pos., Ht., Wt., Yr., Hometown/Last School. Lists 55 players including Gianni Hunt, Maurice Calloo, Jarod Lucas, Alfred Hollins, Ethan Thompson, Zach Reichle, Roman Silva, Julien Franklin*, Joey Potts^, Isaiah Johnson, Rodrigue Andela, Dearon Tucker, Isaac Barnes^, and Tariq Silver.

*- Has used redshirt year. ^ - Walk-on. Returning starter in bold.



HEAD COACH - WAYNE TINKLE

- Has led OSU to consecutive 18-win seasons, a first for the program since 1988-89 and 1989-90.
In second season in Corvallis in 2015-16, led OSU to its first NCAA Tournament appearance in 26 seasons (1990) and best league mark since 1992-93.
In eight seasons with Montana, Tinkle captured Big Sky regular season titles in 2010, 2012 and 2013 and Big Sky Tournament championships in 2012 and 2013.
Led the Grizzlies to four consecutive postseason trips, including the NCAA Tournament in 2010, 2012 and 2013.
Was named the Big Sky Coach of the Year after the 2011-12 and 2012-13 seasons and also earned NABC Division I All-District 6 Coach of the Year honors in 2012.

Table showing TINKLE YEAR-BY-YEAR performance from 2006-07 to 2019-20, including ALL W-L, CONFERENCE W-L, Fin., Conf., POSTSEASON NCAA, and Other records.

**2019-20 RESULTS
(18-13, 7-11)**

NOVEMBER		
Tues., 5	CSUN	W, 87-67
Sat., 9	IOWA STATE	W, 80-74
Tues., 12	vs. Oklahoma (1)	L, 69-77
Sat., 16	at Wyoming	W, 83-63
Wed., 20	UC SANTA BARBARA	W, 78-67
Sat., 23	GRAMBLING STATE	W, 80-58
Wed., 27	vs. San Jose State (2)	W, 83-48
DECEMBER		
Sun., 1	PORTLAND STATE	W, 81-76
Sat., 14	ARKANSAS-PINE BLUFF	W, 80-46
Wed., 18	vs. UTSA (3)	W, 88-78
Sat., 21	at Texas A&M	L, 49-64
Sun., 29	NORTH DAKOTA	W, 83-66
JANUARY		
Thurs., 2	at Utah*	L, 69-81
Sun., 5	at Colorado*	W, 76-68
Thurs., 9	ARIZONA STATE*	L, 76-82
Sun., 12	#24 ARIZONA*	W, 82-65
Thurs., 16	at Washington*	L, 56-64
Sat., 18	at Washington State*	L, 76-89
Thurs., 23	UCLA*	L, 58-62
Sat., 25	USC*	L, 55-75
Thurs., 30	at Stanford*	W, 68-63
FEBRUARY		
Sat., 1	at California*	L, 67-69
Sat., 8	#14 OREGON*	W, 63-53
Thurs., 13	UTAH*	W, 70-51
Sat., 15	#16 COLORADO*	L, 47-69
Thurs., 20	at #24 Arizona*	L, 63-89
Sat., 22	at Arizona State*	L, 73-74
Thurs., 27	at #14 Oregon*	L, 54-69
MARCH		
Thurs., 5	STANFORD*	W, 68-65
Sat., 7	CALIFORNIA*	W, 74-56
Wed., 11	vs. 9-Utah (3)	W, 71-69
Thurs., 12	vs. 1-Oregon (3)	Cancelled

(1) Phil Knight Invitational, Portland, Ore. (Moda Center)
 (2) Las Vegas Classic, Las Vegas, Nev. (Orleans Arena)
 (3) Battleground 2k19, Houston, Texas (Toyota Center)
 (4) Pac-12 Tournament, Las Vegas, Nev. (T-Mobile Arena)

* Pac-12 Game I Rankings listed are Associated Press.

RECENT FINISHES

Year	CONF.		ALL		Post.
	W-L	Fin.	W-L		
78-79	11-7	3	18-10		NIT
79-80	16-2	1	26-4		NCAA
80-81	17-1	1	26-2		NCAA
81-82	16-2	1	25-5		NCAA
82-83	12-6	3t	20-11		NIT
83-84	15-3	1t	22-7		NCAA
84-85	12-6	3t	22-9		NCAA
85-86	8-10	5t	12-15		
86-87	10-8	3t	19-11		NIT
87-88	12-6	2t	20-11		NCAA
88-89	13-5	3t	22-8		NCAA
89-90	15-3	1t	22-7		NCAA
90-91	8-10	5t	14-14		
91-92	7-11	7	15-16		
92-93	9-9	5t	13-14		
93-94	2-16	10	6-21		
94-95	6-12	7	9-18		
95-96	2-16	10	4-23		
96-97	3-15	9	7-20		
97-98	3-15	9t	13-17		
98-99	7-11	7t	13-14		
99-00	5-13	8t	13-16		
00-01	4-14	9t	10-20		
01-02	4-14	9	12-17		
02-03	6-12	6t	13-15		
03-04	6-12	9	12-16		
04-05	8-10	5	17-15		NIT
05-06	5-13	8t	13-18		
06-07	3-15	9	11-21		
07-08	0-18	10	6-25		
08-09	7-11	8	18-18		CBI*
09-10	8-10	5t	14-18		CBI
10-11	5-13	9	11-20		
11-12	7-11	8t	21-15		CBI
12-13	4-14	11t	14-18		
13-14	8-10	10	16-16		CBI
14-15	8-10	7	17-14		
15-16	9-9	6t	19-13		NCAA
16-17	1-17	12	5-27		
17-18	7-11	10	16-16		
18-19	10-8	4t	18-13		
19-20	7-11	8t	18-13		

* - CBI Champions

2019-20 OREGON STATE STATISTICS (Overall: 18-13, Pac-12: 7-11/T-8th) - Returning players in bold.

Player	GP-GS	TOTAL			3-PTS		FT-A		REBOUNDS			PF-FO	A	TO	Blk	Stl	Pts	Avg
		Min/Avg	FG-A	Pct	3FG-A	Pct	FT-A	Pct	Off/Def	Tot	Avg							
TINKLE, Tres	31-31	34.5	188-427	.440	51-148	.345	145-179	.810	41/171	212	6.8	74	98	70	16	54	572	18.5
THOMPSON, Ethan	31-31	35.4	160-349	.458	44-132	.333	95-128	.742	16/115	131	4.2	67	140	85	6	41	459	14.8
KELLEY, Kylor	31-31	29.2	134-222	.604	0-1	.000	77-113	.681	52/112	164	5.3	62	29	33	107	8	345	11.1
REICHLE, Zach	31-31	28.4	76-178	.427	35-102	.343	59-76	.776	14/87	101	3.3	65	68	41	5	28	246	7.9
HOLLINS, Alfred	31-29	19.3	59-150	.393	15-65	.231	28-38	.737	20/74	94	3.0	54	40	29	3	16	161	5.2
LUCAS, Jarod	31-0	13.2	34-97	.351	27-79	.342	47-54	.870	11/17	28	0.9	23	12	12	0	9	142	4.6
HUNT, Gianni	31-0	13.7	30-92	.326	12-40	.300	15-23	.652	4/41	45	1.5	52	28	29	0	19	87	2.8
MILLER-MOORE, S.	29-1	8.9	36-53	.679	0-0	.000	7-16	.438	32/23	55	1.9	23	9	20	1	5	79	2.7
DASTRUP, Payton	17-0	5.6	13-31	.419	2-7	.286	6-61	.000	4/18	22	1.3	9	5	4	0	3	34	2.0
SILVA, Roman	29-1	7.3	26-45	.578	0-0	.000	4-7	.571	15/21	36	1.2	36	5	10	10	3	56	1.9
VERNON, Antoine	25-0	8.0	6-15	.400	3-8	.375	1-3	.333	0/19	19	0.8	20	21	8	0	5	16	0.6
TUCKER, Dearon	17-0	3.1	4-8	.500	0-0	.000	2-4	.500	4/7	11	0.6	12	0	3	3	1	10	0.6
TEAM									50/41	91					14			
OREGON STATE	31		766-1667	.460	189-582	.325	486-647	.751	263/746	1009	32.5	497	455	358	151	192	2207	71.2
Opponents	31		744-1727	.431	218-628	.347	391-533	.734	304/730	1034	33.4	580	408	384	95	173	2097	67.6



CARDINAL FACTS

Location: Stanford, CA 94305
Founded/Enrollment: 1891/16,336
Colors: Cardinal (Pantone® 201) & White
Joined Pac-12: 1916-17
All-Time Record: 1,532-1,160 (104 years)

President: Marc Tessier-Lavigne
Faculty Rep: Jeffrey Koseff
Athletic Director: Bernard Muir
SWA: Beth Goode

Head Coach: Jerod Haase (Kansas '97)
Career Record: 148-114 (8 years)
Stanford Record: 68-61 (4 years)
Pac-12 Record: 34-38 (4 years)
Office: (650) 723-0562
Fax: (650) 723-5739

Associate Head Coaches: Jeff Wulbrun, Adam Cohen
Assistant Coach: Jesse Pruitt

Basketball SID: Zach Reynolds
E-Mail: zreynold@stanford.edu
Office: (541) 419-0615

Radio: Stanford Cardinal Sports Network
(TuneIn/GoStanford.com)

Home Court: Maples Pavilion
(7,329/1968)
Record in Maples: 553-222 (52 years)
Press Row Phone: (650) 200-9513
Press Will-Call: Southeast corner

RECORD HOLDERS

POINTS

Career: 2375 – Chasson Randle, 2011-15
Season: 734 – Adam Keefe, 1992
Game: 50 – Hank Luisetti vs. Duquesne, 1/1/38

THREE-POINT FIELD GOALS

Career: 304 – Chasson Randle, 2011-15
Season: 93 – Jeremy Green, 2010
Game: 8 – Twice; last, Julius Barnes vs. Rice, 11/24/02

REBOUNDS

Career: 1119 – Adam Keefe, 1989-92
Season: 355 – Adam Keefe, 1992
Game: 27 – Rich Kelley vs. Kentucky, 12/22/73

ASSISTS

Career: 780 – Brevin Knight, 1994-97
Season: 234 – Brevin Knight, 1997
Game: 16 – Mitch Johnson vs. Marquette, 3/22/08

STEALS

Career: 298 – Brevin Knight, 1994-97
Season: 83 – Brevin Knight, 1997
Game: 10 – Brevin Knight vs. McNeese State, 12/20/93

BLOCKED SHOTS

Career: 190 – Josh Huestis, 2010-14
Season: 85 – Curtis Borchardt, 2002
Game: 12 – Brook Lopez vs. USC, 1/25/07

STANFORD NUMERICAL ROSTER

No.	Name	Pos.	Ht.	Wt.	Yr.	Hometown/Last School
0	Neal Begovich*^	F	6-9	225	R-Fr.	San Francisco, Calif./St. Ignatius College Prep
1	Daejon Davis	G	6-3	190	Sr.	Seattle, Wash./Garfield
2	Bryce Wills	G	6-6	205	Jr.	White Plains, N.Y./Iona Preparatory School
3	Ziaire Williams	F	6-8	185	Fr.	Lancaster, Calif./Sierra Canyon
5	Michael O'Connell	G	6-2	185	Fr.	Mineola, N.Y./Blair Academy (N.J.)
10	Max Murrell	F	6-9	210	Fr.	Omaha, Neb./Millard North
11	Jaiden Delaire	F	6-9	210	Jr.	North Granby, Conn./Granby Memorial
12	Keenan Fitzmorris*	C	7-0	230	R-So.	Overland Park, Kan./New Hampton School (N.H.)
13	Oscar da Silva	F	6-9	230	Sr.	Munich, Germany/Ludwig Gymnasium
14	Spencer Jones	F	6-7	225	So.	Roeland Park, Kan./Bishop Miege
20	Noah Taitz	G	6-3	185	Fr.	Las Vegas, Nev./Bishop Gorman
21	Daniel Begovich^	G	6-5	205	Sr.	San Francisco, Calif./St. Ignatius College Prep
22	James Keefe^	F	6-9	225	So.	Los Angeles, Calif./Loyola
23	Brandon Angel	F	6-8	215	Fr.	San Diego, Calif./Torrey Pines
24	Sam Beskind*^	G	6-4	190	R-So.	Tucson, Ariz./Catalina Foothills
32	Lukas Kisunas	F	6-10	260	Jr.	Vilnius, Lithuania/Brewster Academy (N.H.)

* - Has used redshirt year. ^ - Walk-on. Returning starter in bold.



HEAD COACH - JEROD HAASE

- In second season led Stanford to NIT berth and highest Pac-12 finish in a decade.
- Averaged 20 victories in four seasons at UAB, leading Blazers to 2015 NCAA Tournament, following assistant stints at alma mater Kansas and North Carolina.
- Played 1993 season at California alongside Jason Kidd, then transferred to Kansas for final three seasons of eligibility.
- Big Eight Newcomer of the Year and Second Team All-Big Eight as a sophomore in 1994-95, Big Eight All-Defensive Team as a junior in 1995-96. Started 99 of 101 games played in three seasons at KU, leading Jayhawks to 89 victories.
- Two-time national CoSIDA/GTE Academic All-American (1st Team in 1997, 2nd Team in 1996).

HAASE YEAR-BY-YEAR

Year	School	ALL W-L	CONFERENCE W-L	POSTSEASON
2012-13	UAB	16-17	7-9	T-7th CUSA
2013-14	UAB	18-13	7-9	T-8th CUSA
2014-15	UAB	20-16	12-6	T-4th CUSA
2015-16	UAB	26-7	16-2	1st CUSA
<i>UAB totals (4 years)</i>		<i>80-53 (.602)</i>	<i>42-26 (.618)</i>	<i>1-1 (.500)</i>
2016-17	Stanford	14-17	6-12	T-9th Pac-12
2017-18	Stanford	19-16	11-7	T-3rd Pac-12
2018-19	Stanford	15-16	8-10	T-8th Pac-12
2019-20	Stanford	20-12	9-9	7th
<i>Stanford totals (4 years)</i>		<i>68-61 (.527)</i>	<i>34-38 (.472)</i>	<i>1-1 (.500)</i>
Career totals (8 years)		148-114 (.565)	76-64 (.543)	1-1 (.500) 1-2 (.333)

2019-20 RESULTS (20-12, 9-9)			RECENT FINISHES				
NOVEMBER			Year	CONF. W-L	Fin.	ALL W-L	Post.
Wed., 6	MONTANA	W, 73-62	78-79	6-12	8t	12-15	
Sat., 9	CAL STATE FULLERTON	W, 70-54	79-80	5-13	7t	7-19	
Tues., 12	LONG BEACH STATE	W, 86-58	80-81	5-13	8t	9-18	
Sat., 16	SANTA CLARA	W, 82-64	81-82	2-16	10	7-20	
Tues., 19	UMES	W, 76-55	82-83	6-12	8	14-14	
Thurs., 21	WILLIAM & MARY	W, 81-50	83-84	8-10	5t	19-12	
Mon., 25	vs. Oklahoma (1)	W, 73-54	84-85	3-15	10	11-17	
Tues., 26	vs. Butler (1)	L, 67-68	85-86	8-10	5t	14-16	
DECEMBER			86-87	9-9	6	15-13	
Sun., 1	UNC Wilmington	W, 72-54	87-88	11-7	4	21-12	NIT
Sat., 14	at San Jose State	W, 78-58	88-89	15-3	2	26-7	NCAA
Tues., 17	SAN FRANCISCO	W, 64-56	89-90	9-9	6	18-12	NIT*
Sat., 21	vs. San Diego (2)	W, 62-59	90-91	8-10	5t	20-13	NIT
Sun., 29	#5 KANSAS	L, 56-72	91-92	10-8	4	18-11	NCAA
JANUARY			92-93	2-16	10	7-23	
Thurs., 2	CALIFORNIA*	W, 68-52	93-94	10-8	4t	17-11	NIT
Thurs., 9	WASHINGTON*	W, 61-55	94-95	10-8	5t	20-9	NCAA
Sat., 11	WASHINGTON STATE*	W, 88-62	95-96	13-5	3	21-8	NCAA
Wed., 15	at UCLA*	W, 74-59	96-97	12-6	2t	22-8	NCAA
Sat., 18	at USC*	L, 78-82 (OT)	97-98	15-3	2	30-5	NCAA#
Sun., 26	at California*	L, 50-52	98-99	15-3	1	26-7	NCAA
Thurs., 30	OREGON STATE*	L, 63-68	99-00	15-3	1t	27-4	NCAA
FEBRUARY			00-01	16-2	1	31-3	NCAA
Sat., 1	#11 OREGON*	W, 70-60	01-02	12-6	2t	20-10	NCAA
Thurs., 6	at Utah*	L, 56-64 (OT)	02-03	14-4	2	24-9	NCAA
Sat., 8	at #24 Colorado*	L, 74-81	03-04	17-1	1^	30-2	NCAA
Thurs., 13	ARIZONA STATE*	L, 69-74	04-05	11-7	3t	18-13	NCAA
Sat., 15	ARIZONA*	L, 60-69	05-06	11-7	4t	16-14	NIT
Thurs., 20	at Washington*	W, 72-64	06-07	10-8	6	18-13	NCAA
Sun., 23	at Washington State*	W, 75-57	07-08	13-5	2	28-8	NCAA&
Wed., 26	UTAH*	W, 70-62	08-09	6-12	9	20-14	CBI
MARCH			09-10	7-11	8	14-18	
Sun., 1	#21 COLORADO*	W, 72-64	10-11	7-11	7t	15-16	
Thurs., 5	at Oregon State*	L, 65-68	11-12	10-8	7t	26-11	NIT*
Sat., 7	at #13 Oregon*	L, 67-80	12-13	9-9	6t	19-15	NIT
Wed., 11	vs. 10-California (3)	L, 51-63	13-14	10-8	5t	23-13	NCAA
			14-15	9-9	5t	24-13	NIT*
			15-16	8-10	9	15-15	
			16-17	6-12	9t	14-17	
			17-18	11-7	3t	19-16	NIT
			18-19	8-10	8t	15-16	
			19-20	9-9	7	20-12	

(1) Hall of Fame Classic, Kansas City, Mo. (Sprint Center)
 (2) Basketball HOF AI Attles Classic, San Francisco, Calif. (Chase Center)
 (3) Pac-12 Tournament, Las Vegas, Nev. (T-Mobile Arena)

* Pac-12 Game I Rankings listed are Associated Press.

2019-20 STANFORD STATISTICS (Overall: 20-12, Pac-12: 9-9/7th) - Returning players in bold.

Player	GP-GS	TOTAL			3-PTS		REBOUNDS					PF-FO	A	TO	Blk	Stl	Pts	Avg
		Min/Avg	FG-A	Pct	3FG-A	Pct	FT-A	Pct	Off/Def	Tot	Avg							
DA SILVA, Oscar	31-31	886/28.6	187-328	.570	13-41	.317	101-131	.771	55/142	197	6.4	86-2	48	80	26	35	488	15.7
TERRY, Tyrell	31-31	1010/32.6	147-333	.441	62-152	.408	98-110	.891	11/128	139	4.5	64-2	99	82	2	43	454	14.6
JONES, Spencer	32-29	913/28.5	93-221	.421	81-188	.431	16-23	.696	16/85	101	3.2	59-0	27	27	28	19	283	8.8
DAVIS, Daejon	32-31	1051/32.8	108-263	.411	28-87	.322	38-60	.633	13/90	103	3.2	74-0	117	84	12	55	282	8.8
WILLS, Bryce	31-31	910/29.4	97-208	.466	5-34	.147	43-71	.606	10/113	123	4.0	63-0	61	57	22	29	242	7.8
DELAIRE, Jaiden	31-1	521/16.8	71-149	.477	8-28	.286	40-58	.690	17/57	74	2.4	48-0	14	36	12	14	190	6.1
WHITE, Isaac	31-0	446/14.4	42-95	.442	29-71	.408	16-21	.762	12/42	54	1.7	21-0	21	9	0	10	129	4.2
KISUNAS, Lukas	32-5	354/11.1	34-63	.540	0-0	.000	10-24	.417	38/53	91	2.8	50-1	19	39	9	7	78	2.4
KEEFE, James	30-0	272/9.1	27-51	.529	0-0	.000	12-32	.375	16/44	60	2.0	42-0	4	11	7	5	66	2.2
FITZMORRIS, K.	13-0	25/1.9	3-11	.273	0-4	.000	0-1	.000	3/4	7	0.5	7-0	0	5	0	0	6	0.5
BESKIND, Sam	14-0	30/2.1	1-3	.333	1-3	.333	0-0	.000	0/3	3	0.2	4-0	1	1	1	0	3	0.2
HERENTON, Rodney	13-1	27/2.1	0-1	.000	0-0	.000	2-4	.500	0/2	2	0.2	2-0	3	3	0	1	2	0.2
BEGOVICH, Daniel	4-0	5/1.3	0-0	.000	0-0	.000	0-0	.000	1/0	1	0.3	1-0	0	1	0	0	0	0.0
Team									28/56	84				24				
Total	32	6450810-1726	.469	227-608	.373	376-535	.703	220/819	1039	32.5	521-5	414	459	119	218	2223	69.5	
Opponents	32	6450707-1765	.401	195-658	.296	391-561	.697	316/776	1092	34.1	561-11	322	497	126	203	2000	62.5	

BRUIN FACTS

Location: Los Angeles, CA 90024
Founded/Enrollment: 1919/45,428
Colors: Blue & Gold
Joined Pac-12: 1927-28
All-Time Record: 1,911-868 (101 years)

Chancellor: Dr. Gene D. Block
Faculty Rep: Dr. Michael Teitell
Athletic Director: Martin Jarmond
SWA: Dr. Christina Rivera

Head Coach: Mick Cronin
 (Cincinnati '97)
Career Record: 384-183 (17 years)
UCLA Record: 19-12 (1 year)
Pac-12 Record: 12-6 (1 year)
Office: (310) 206-6276
Fax: (310) 206-3440

Associate Head Coach: Darren Savino
Assistant Coaches: Rod Palmer, Michael Lewis

Basketball SID: Alex Timiraos
E-mail: atimiraos@athletics.ucla.edu
Office: (310) 206-0524
Cell: (310) 847-9231

Local Radio: KLAC Sports (570 AM)

Home Court: Pauley Pavilion
 (13,800/1965)
Record in Pauley: 751-123 (54 years)
Press Row Phone: (310) 825-1899
Press Will-Call: Pauley Ticket Window
Press Row Location: Section 215, upstairs on south side

RECORD HOLDERS

POINTS

Career: 2608 – Don MacLean, 1989-92
Season: 870 – Lew Alcindor, 1967
Game: 61 – Lew Alcindor vs. Washington State, 2/25/67

THREE-POINT FIELD GOALS

Career: 329 – Bryce Alford, 2013-17
Season: 116 – Bryce Alford, 2017
Game: 9 – Four times. Last, Isaac Hamilton vs. Arizona State, 1/19/17

REBOUNDS

Career: 1370 – Bill Walton, 1972-74
Season: 506 – Bill Walton, 1973
Game: 28 – Willie Naulls vs. Arizona State, 1/28/56

ASSISTS

Career: 833 – Pooh Richardson, 1986-89
Season: 274 – Lonzo Ball, 2017
Game: 16 – Earl Watson vs. Maryland, 3/18/00

STEALS

Career: 235 – Earl Watson, 1998-2001
Season: 95 – Jordan Adams, 2014
Game: 11 – Tyus Edney vs. George Mason, 12/22/94

BLOCKED SHOTS

Career: 188 – Jelani McCoy, 1996-98
Season: 102 – Jelani McCoy, 1996
Game: 11 – Jelani McCoy vs. Maryland, 12/9/95

UCLA NUMERICAL ROSTER

No.	Name	Pos.	Ht.	Wt.	Yr.	Hometown/Last School
0	Jaylen Clark	G	6-5	195	Fr.	Riverside, Calif./Etiwanda HS
1	Jules Bernard	G	6-6	205	Jr.	Los Angeles, Calif./Windward School
2	Cody Riley*	F	6-9	255	R-Jr.	Kansas City, Kan./Sierra Canyon HS (Calif.)
3	Johnny Juzang	G	6-6	210	So.	Tarzana, Calif./Harvard-Westlake School/Kentucky
4	Jaime Jaquez Jr.	G/F	6-6	220	So.	Camarillo, Calif./Camarillo HS
5	Chris Smith	G	6-9	215	Sr.	Chicago, Ill./Huntington Prep (W.Va.)
10	Tyger Campbell*	G	5-11	180	R-So.	Cedar Rapids, Iowa/La Lumiere School (Ind.)
13	Jake Kyman	G/F	6-6	220	So.	Aliso Viejo, Calif./Santa Margarita Catholic HS
14	Kenneth Nwuba*	F	6-9	255	R-So.	Lagos, Nigeria/Huntington Prep (W.Va.)
23	Logan Cremonesi^	F	6-7	210	Fr.	Oceanside, Calif./Mater Dei HS
24	Jalen Hill*	F/C	6-10	245	R-Jr.	Corona, Calif./Centennial HS
34	David Singleton	G	6-4	210	Jr.	Los Angeles, Calif./Bishop Montgomery HS
43	Russell Stong^	G	6-3	190	Jr.	Northridge, Calif./Crespi HS

* - Has used redshirt year. ^ - Walk-on. Returning starter in **bold**.



HEAD COACH - MICK CRONIN

- Named John R. Wooden Pac-12 Coach of the Year in debut 2019-20 season, seventh Conference coach to win honor in first season with program.
- Has made 11 NCAA Tournament appearances in 17 seasons as a head coach, including a streak of nine consecutive years at Cincinnati - one of six coaches nationally with such a streak.
- Currently leads the country for most NCAA Division I victories (384) among active coaches under the age of 50.
- Three-time conference coach of the year - Ohio Valley in 2006 and The American in 2014 - as well as the 2018 *Sporting News* National Coach of the Year.

ALFORD YEAR-BY-YEAR

Year	School
2003-04	Murray State
2004-05	Murray State
2005-06	Murray State
<i>Murray State totals (3 years)</i>	
2006-07	Cincinnati
2007-08	Cincinnati
2008-09	Cincinnati
2009-10	Cincinnati
2010-11	Cincinnati
2011-12	Cincinnati
2012-13	Cincinnati
2013-14	Cincinnati
2014-15	Cincinnati
2015-16	Cincinnati
2016-17	Cincinnati
2017-18	Cincinnati
2018-19	Cincinnati
<i>Cincinnati totals (13 years)</i>	
2019-20	UCLA
<i>UCLA totals (1 year)</i>	
Career totals (17 years)	

ALL	CONFERENCE			POSTSEASON			
	W-L	W-L	Fin.	Conf.	NCAA	Other	
28-6	14-2	2nd#	OVC	0-1			
17-11	11-5	T2nd	OVC				
24-7	17-3	1st#	OVC	0-1			
<i>Murray State totals (3 years)</i>				<i>0-2 (.000)</i>			
11-19	2-14	16th	Big East				
13-19	8-10	10th	Big East			0-1 (CBI)	
18-14	8-10	T9th	Big East				
19-16	7-11	T11th	Big East			1-1 (NIT)	
26-9	11-7	T6th	Big East	1-1			
26-11	12-6	T4th	Big East	2-1			
22-12	9-9	T9th	Big East	0-1			
27-7	15-3	T1st	AAC	0-1			
23-11	13-5	T3rd	AAC	1-1			
22-11	12-6	T3rd	AAC	0-1			
30-6	16-2	2nd	AAC	1-1			
31-5	16-2	1st#	AAC	1-1			
28-7	14-4	2nd#	AAC	0-1			
<i>Cincinnati totals (13 years)</i>				<i>6-9 (.400) 1-2 (.333)</i>			
19-12	12-6	2nd	Pac-12				
<i>UCLA totals (1 year)</i>				<i>19-12 (.613) 12-6 (.667)</i>			
Career totals (17 years)				384-183 (.677) 197-105 (.652) 6-11 (.353) 1-2 (.333)			

- Conference Tournament champions

2019-20 RESULTS (19-12, 12-6)			RECENT FINISHES				
			CONF.	ALL			Post.
Year	W-L	Fin.	W-L	W-L			
78-79	15-3	1	25-5			NCAA	
79-80	12-6	4	22-10			NCAA^	
80-81	13-5	3	20-7			NCAA	
81-82	14-4	2	21-6				
82-83	15-3	1	23-6			NCAA	
83-84	10-8	4	17-11				
84-85	12-6	3t	21-12			NIT#	
85-86	9-9	4	15-14			NIT	
86-87	14-4	1%	25-7			NCAA	
87-88	12-6	2t	16-14				
88-89	13-5	3t	21-10			NCAA	
89-90	11-7	4	22-11			NCAA	
90-91	11-7	2	23-9			NCAA	
91-92	16-2	1	28-5			NCAA	
92-93	11-7	3t	22-11			NCAA	
93-94	13-5	2t	21-7			NCAA	
94-95	16-2	1	31-2			NCAA*	
95-96	16-2	1	23-8			NCAA	
96-97	15-3	1	24-8			NCAA	
97-98	12-6	3	24-9			NCAA	
98-99	12-6	3	22-9			NCAA	
99-00	10-8	4t	21-12			NCAA	
00-01	14-4	3	23-9			NCAA	
01-02	11-7	6	21-12			NCAA	
02-03	6-12	6t	10-19				
03-04	7-11	8t	11-17				
04-05	11-7	3t	18-11			NCAA	
05-06	14-4	1%	32-7			NCAA+	
06-07	15-3	1	30-6			NCAA^	
07-08	16-2	1%	35-4			NCAA^	
08-09	13-5	2	26-9			NCAA	
09-10	8-10	5	14-18				
10-11	13-5	2	23-11			NCAA	
11-12	11-7	5t	19-14				
12-13	13-5	1	25-10			NCAA	
13-14	12-6	2%	28-9			NCAA	
14-15	11-7	4	22-14			NCAA	
15-16	6-12	10	15-17				
16-17	15-3	3	31-5			NCAA	
17-18	11-7	3t	21-12			NCAA	
18-19	9-9	7	17-16				
19-20	12-6	2	19-12				

NOVEMBER		
Wed., 6	LONG BEACH STATE	W, 69-65
Sun., 10	UC SANTA BARBARA	W, 77-61
Fri., 15	UNLV	W, 71-54
Mon., 18	SOUTHERN UTAH	W, 76-61
Thurs., 21	HOFSTRA	L, 78-88
Mon., 25	vs. BYU (1)	L, 63-78
Tues., 26	vs. Chaminade (1)	W, 74-48
Wed., 27	vs. #3 Michigan State (1)	L, 62-75
DECEMBER		
Sun., 1	SAN JOSE STATE	W, 93-64
Sun., 8	DENVER	W, 81-62
Sat., 14	at Notre Dame	L, 61-75
Sat., 21	vs. North Carolina (2)	L, 64-74
Sat., 28	CAL STATE FULLERTON	L, 74-77
JANUARY		
Thurs., 2	at Washington*	W, 66-64
Sat., 4	at Washington State*	L, 71-79 (OT)
Sat., 11	USC*	L, 63-74
Wed., 15	STANFORD*	L, 59-74
Sun., 19	CALIFORNIA*	W, 50-40
Thurs., 23	at Oregon State*	W, 62-58
Sun., 26	at #12 Oregon*	L, 75-96
Thurs., 30	#20 COLORADO*	W, 72-68
FEBRUARY		
Sun., 2	UTAH*	W, 73-57
Thurs., 6	at Arizona State*	L, 66-84
Sat., 8	at #23 Arizona*	W, 65-52
Thurs., 13	WASHINGTON STATE*	W, 86-83 (OT)
Sat., 15	WASHINGTON*	W, 67-57
Thurs., 20	at Utah*	W, 69-58
Sat., 22	at #18 Colorado*	W, 70-63
Thurs., 27	ARIZONA STATE*	W, 75-72
Sat., 29	ARIZONA*	W, 69-64
MARCH		
Sat., 7	at USC*	L, 52-54
Thurs., 12	vs. 10-California (3)	Cancelled

(1) Maui Jim Maui Invitational, Lahaina, Hawaii (Lahaina Civic Center)
 (2) CBS Sports Classic, Las Vegas, Nev. (T-Mobile Arena)
 (3) Las Vegas, Nev. (T-Mobile Arena)

* Pac-12 Game I Rankings listed are Associated Press.

2019-20 UCLA STATISTICS (Overall: 19-12, Pac-12:12-6/2nd) - Returning players in bold.

Player	GP-GS	TOTAL			3-PTS		FT-A		REBOUNDS		PF-FO	A	TO	Blk	Stl	Pts	Avg	
		Min/Avg	FG-A	Pct	3FG-A	Pct	FT-A	Pct	Off/Def	Tot								Avg
SMITH, Chris	31-26	28.3	138-301	.458	30-88	.341	100-119	.840	50/116	166	5.4	82	49	78	13	31	406	13.1
HILL, Jalen	30-25	23.11	88-165	.533	0-0	.000	95-129	.736	75/133	208	6.9	68	37	56	32	18	271	9.0
Jaquez Jr., Jaime	31-23	26.8	98-216	.454	25-80	.313	54-71	.761	49/100	149	4.8	76	42	46	12	43	275	8.9
RILEY, Cody	31-17	20.4	114-220	.518	0-5	.000	46-84	.548	51/88	139	4.5	93	25	54	17	11	274	8.8
CAMPBELL, Tyger	31-31	30.0	87-243	.358	24-90	.267	58-86	.674	20/54	74	2.4	62	156	56	0	26	256	8.3
Ali, Prince	26-15	18.7	60-158	.380	16-59	.271	42-59	.712	18/42	60	2.3	42	25	29	6	23	178	6.8
BERNARD, Jules	30-1	16.1	53-136	.390	19-60	.317	40-51	.784	19/60	79	2.6	46	19	34	7	16	165	5.5
KYMAN, Jake	26-0	12.0	51-113	.451	31-77	.403	5-9	.556	5/28	33	1.3	21	7	10	4	8	138	5.3
O'NEAL, Shareef	13-0	10.1	9-28	.321	2-6	.333	9-19	.474	17/21	38	2.9	18	3	9	3	4	29	2.2
SINGLETON, David	30-14	20.0	39-113	.345	34-92	.370	12-14	.857	5/50	55	1.8	38	31	14	3	20	124	4.1
OLESINSKI, Alex	26-3	8.7	12-35	.343	5-18	.278	4-7	.571	12/31	38	1.7	23	7	4	8	8	33	1.3
DODSON, Armani	3-0	1.2	1-1	1.000	0-0	.000	0-0	.000	1/3	4	1.3	1	0	0	0	0	2	0.7
STONG, Russell	5-0	1.5	1-2	.500	0-1	.000	0-0	.000	0/0	0	0.0	1	0	0	0	0	2	0.4
WULFF, Isaac	1-0	1.4	0-1	.000	0-0	.000	0-0	.000	0/0	0	0.0	0	0	0	0	0	0	0.0
TEAM									48/40	88				21				
UCLA	31		751-1732	.434	186-576	.323	465-648	.718	370/766	1136	36.6	571	401	411	105	208	2153	69.5
Opponents	31		710-1656	.429	235-627	.375	424-583	.727	260/701	961	31.0	577	337	404	94	178	2079	67.1

TROJAN FACTS

Location: Los Angeles, CA 90089
Founded/Enrollment: 1880/47,500
Colors: Cardinal & Gold
(Pantone® 201/123c)
Joined Pac-12: 1921-22
All-Time Record: 1,625-1,216 (114 years)

President: Dr. Carol Folt
Faculty Rep: Dr. Alan Green
Athletic Director: Mike Bohn
SWA: Joyce Bell Limbrick

Head Coach: Andy Enfield
(Johns Hopkins, '91)
Career Record: 173-130 (9 years)
USC Record: 132-102 (7 years)
Pac-12 Record: 55-71 (7 years)
Office: (213) 740-3815
Fax: (213) 740-7586

Associate Head Coach: Jason Hart
Assistant Coaches: Chris Capko, Eric Mobley

Basketball SID: David Tuttle
E-mail: davidtut@usc.edu
Office: (213) 740-3806
Cell: (213) 725-3102

Local Radio: AM 790 KABC

Home Court: Galen Center (10,258/2006)
Record in Galen Center: 162-71 (14 yrs.)
Press Row Phones: (213) 740-3900
Press Will-Call: Southeast side of the building (off Flower Street)
Press Row Location: Southeast endzone

RECORD HOLDERS

POINTS

Career: 2048 – Harold Miner, 1990-92
Season: 789 – Harold Miner, 1992
Game: 45 – John Block vs. Washington, 2/11/66

THREE-POINT FIELD GOALS

Career: 245 – Elijah Stewart, 2015-18
Season: 93 – Phil Glenn, 1993
Game: 10 – Bennie Boatwright vs. California, 2/16/19

REBOUNDS

Career: 1067 – Ron Riley, 1970-72
Season: 398 – Ron Riley, 1971
Game: 28 – Twice. Last, David Bluthenthal vs. ASU, 1/20/00

ASSISTS

Career: 779 – Brandon Granville, 1999-2002
Season: 281 – Jordan McLaughlin, 2018
Game: 19 – Jordan McLaughlin vs. UC Santa Barbara, 12/17/17

STEALS

Career: 229 – Brandon Granville, 1999-2002
Season: 94 – Jeff Trepagnier, 2000
Game: 10 – Jeff Trepagnier vs. Utah State, 11/24/00

BLOCKED SHOTS

Career: 253 – Taj Gibson, 2007-2009
Season: 100 – Taj Gibson, 2009
Game: 8 – 4 times. Last, Onyeka Okongwu, Florida A&M, 11/5/19

USC NUMERICAL ROSTER

No.	Name	Pos.	Ht.	Wt.	Yr.	Hometown/Last School
0	Talin Lewis [^]	G	6-4	180	Jr.	Westlake Village, Calif./Oaks Christian
1	Chevez Goodwin*	F	6-9	225	R-Sr.	Columbia, S.C./Hammond HS/Charleston/Wofford
2	Tahj Eaddy*	G	6-2	165	R-Sr.	West Haven, Conn./The Skill Factory (Ga.)/SEMO/Santa Clara
3	Isaiah Mobley	F	6-10	235	So.	Murrieta, Calif./Rancho Christian HS
4	Evan Mobley	F	7-0	215	Fr.	Murieta, Calif./Rancho Christian HS
5	Isaiah White*	G	6-7	210	R-Sr.	Rancho Cucamonga, Calif. / Damien HS / SLC Community College/Utah Valley
12	Boubacar Coulibaly	F	6-10	210	Fr.	Bamako, Mali/San Gabriel Academy
13	Drew Peterson	G	6-8	195	Jr.	Libertyville, Ill./Libertyville HS/Rice
14	McKay Anderson* [^]	G	6-5	190	5th	La Canada, Calif./La Verne Lutheran/Southern Utah/Pasadena City College
20	Ethan Anderson	G	6-1	215	So.	Los Angeles, Calif./Fairfax
22	Drake London [^]	G	6-5	210	So.	Moorpark, Calif./Moorpark HS
23	Max Agbonkpolo	F	6-9	190	So.	Laguna Niguel, Calif./Santa Margarita
24	Joshua Morgan	F	6-11	210	So.	Sacramento, Calif./Sheldon HS/Long Beach State
30	Noah Baumann*	G	6-6	215	R-Jr.	Phoenix, Ariz./Desert Vista/San Jose State
32	Reggie Parris [^]	G	6-3	190	Jr.	Denver, Colo./J.K. Mullen HS/San Diego
55	Amar Ross [^]	G	5-7	150	Jr.	Long Beach, Calif./Fremont HS

* - Has used redshirt year. [^] - Walk-on. Returning starter in **bold**.



HEAD COACH - ANDY ENFIELD

- Guided USC to four 20+ win seasons in past five years, the only coach in program history to accomplish the feat.
- From 2015-18, led the Trojans to 71 victories, including a school-record 26 in 2016-17, and three consecutive postseason appearances (2 NCAA, 1 NIT) for the first time since 1991-93.
- Guided FGCU to the 2013 NCAA Tournament Sweet 16, the first-ever No. 15 seed to do so in the history of the NCAA Division I Championship.
- Third Team NABC All-American (1991) and two-time First Team CoSIDA/GTE Academic All-American (1990-91) as student-athlete at Johns Hopkins.

ENFIELD YEAR-BY-YEAR

Year	School	ALL W-L	CONFERENCE W-L	Fin.	Conf.	POSTSEASON NCAA	Other
2011-12	Florida Gulf Coast	15-17	8-10	T-5th	A-Sun		
2012-13	Florida Gulf Coast	26-11	13-5	2nd	A-Sun	2-1	
<i>FGCU totals (2 years)</i>		<i>41-28 (.594)</i>	<i>21-15 (.583)</i>			<i>2-1 (.667)</i>	<i>0-0</i>
2013-14	USC	11-21	2-16	12th	Pac-12		
2014-15	USC	12-20	3-15	12th	Pac-12		
2015-16	USC	21-13	9-9	T-6th	Pac-12	0-1	
2016-17	USC	26-10	10-8	T-5th	Pac-12	2-1	
2017-18	USC	24-12	12-6	2nd	Pac-12		1-1 (NIT)
2018-19	USC	16-17	8-10	T-8th	Pac-12		
2019-20	USC	22-9	11-7	T-3rd	Pac-12		
<i>USC totals (7 years)</i>		<i>132-102 (.564)</i>	<i>55-71 (.437)</i>			<i>2-2 (.500)</i>	<i>1-1 (.500)</i>
Career totals (8 years)		173-130 (.571)	76-86 (.469)			4-3 (.571)	1-1 (.500)

2019-20 RESULTS (22-9, 11-7)			RECENT FINISHES			
			CONF.	ALL		
			Year	W-L	Fin.	Post.
NOVEMBER			78-79	14-4	2	NCAA
Tues., 5	FLORIDA A&M	W, 77-48	79-80	5-13	7t	
Fri., 8	PORTLAND	W, 76-65	80-81	9-9	4	
Tues., 12	SOUTH DAKOTA STATE	W, 84-66	81-82	13-5	3	NCAA
Sat., 16	at Nevada	W, 76-66	82-83	11-7	5	
Tues., 19	PEPPERDINE	W, 91-84	83-84	6-12	8	
Fri., 22	TEMPLE	L, 61-70	84-85	13-5	1t	NCAA
Thurs., 28	vs. Fairfield (1)	W, 54-47	85-86	5-13	10	
Fri., 29	vs. Marquette (1)	L, 79-101	86-87	4-14	10	
DECEMBER			87-88	5-13	8t	
Sun., 1	vs. Harvard (1)	W, 77-62	88-89	2-16	10	
Fri., 6	at TCU (2)	W, 80-78	89-90	6-12	7t	
Sun., 15	LONG BEACH STATE	W, 87-76	90-91	10-8	3t	NCAA
Sat., 21	vs. LSU (3)	W, 70-68	91-92	15-3	2	NCAA
Sun., 29	FLORIDA GULF COAST	W, 71-58	92-93	9-9	5t	NIT
JANUARY			93-94	9-9	7	
Thurs., 2	at Washington State*	W, 65-56	94-95	2-16	10	
Sun., 5	at Washington*	L, 40-72	95-96	4-14	9	
Sat., 11	at UCLA*	W, 74-63	96-97	12-6	2t	NCAA
Thurs., 16	CALIFORNIA*	W, 88-56	97-98	5-13	8	
Sat., 18	STANFORD*	W, 82-78 (OT)	98-99	7-11	7t	NIT
Thurs., 23	at #12 Oregon*	L, 70-79 (2OT)	99-00	9-9	6t	
Sat., 25	at Oregon State*	W, 75-55	00-01	11-7	4t	NCAA*
Thurs., 30	UTAH*	W, 56-52	01-02	12-6	2t	NCAA
FEBRUARY			02-03	6-12	6t	
Sat., 1	#20 COLORADO*	L, 57-78	03-04	8-10	6	
Thurs., 6	at #23 Arizona*	L, 80-85	04-05	5-13	10	
Sat., 8	at Arizona State*	L, 64-66	05-06	8-10	6	
Thurs., 13	WASHINGTON*	W, 62-56	06-07	11-7	3t	NCAA*
Sat., 15	WASHINGTON STATE*	W, 70-51	07-08	11-7	3t	NCAA
Thurs., 20	at #18 Colorado*	L, 66-70	08-09	9-9	5t	NCAA
Sun., 23	at Utah*	L, 65-79	09-10	8-10	5t	
Thurs., 27	ARIZONA*	W, 57-48	10-11	10-8	4t	NCAA
Sat., 29	ARIZONA STATE*	W, 71-61	11-12	1-17	12	
MARCH			12-13	9-9	6t	
Sat., 7	UCLA*	W, 54-52	13-14	2-16	12	
Thurs., 12	vs. 5-Arizona (3)	Cancelled	14-15	3-15	12	
			15-16	9-9	6t	NCAA
			16-17	10-8	5t	NCAA
			17-18	12-6	2	NIT
			18-19	8-10	8t	
			19-20	11-7	3t	

(1) Orlando Invitational, Orlando, Fla. (HP Field House)
 (2) Air Force Reserve Basketball HOF Classic, Los Angeles, Calif. (STAPLES Center)
 (3) Pac-12 Tournament, Las Vegas, Nev. (T-Mobile Arena)

* Pac-12 Game I Rankings listed are Associated Press.

*East Regional Final

2019-20 USC STATISTICS (Overall: 22-9, Pac-12: 11-7/T-3rd) - Returning players in bold.

Player	GP-GS	TOTAL			3-PTS		REBOUNDS		PF-FO	A	TO	Blk	Stl	Pts	Avg			
		Min/Avg	FG-A	Pct	3FG-A	Pct	FT-A	Pct								Off/Def	Tot	Avg
OKONGWU, Onyeka	28-28	30.6	175-284	.616	1-4	.250	103-143	.720	92/150	242	8.6	75	30	56	76	34	454	16.2
MATHEWS, Jonah	31-28	32.1	135-345	.391	69-181	.381	77-104	.740	9/69	78	2.5	74	59	49	5	44	416	13.4
RAKOCEVIC, Nick	31-29	27.3	127-277	.458	9-21	.429	64-101	.634	80/178	258	8.3	85	47	58	30	37	327	10.5
UTOMI, Daniel	31-16	24.7	82-200	.410	43-127	.339	46-62	.742	22/97	119	3.8	48	26	42	6	8	253	8.2
WEAVER, Elijah	31-14	22.1	74-180	.411	26-79	.329	32-58	.552	2/72	74	2.4	44	56	57	1	15	206	6.6
MOBLEY, Isaiah	31-8	20.3	73-154	.474	8-28	.286	37-71	.521	48/116	164	5.3	68	30	47	20	20	191	6.2
ANDERSON, Ethan	31-28	25.0	62-164	.378	14-37	.378	33-60	.550	21/67	88	2.8	70	131	77	8	25	171	5.5
AGBONKPOLO, Max	24-1	7.3	20-63	.317	11-33	.333	10-13	.769	8/19	27	1.1	12	7	8	3	4	61	2.5
STURDIVANT, Kyle	21-0	8.3	16-46	.348	3-14	.214	8-9	.889	4/20	24	1.1	10	25	22	1	5	43	2.0
ADLESH, Quinton	29-3	11.8	17-60	.283	16-47	.340	5-6	.833	4/24	28	1.0	27	18	17	2	13	55	1.9
O'BANNON, Charles	3-0	6.1	0-5	.000	0-0	.000	2-2	1.000	4/0	4	1.3	3	0	3	0	2	2	0.7
LONDON, Drake	2-0	3.0	0-1	.000	0-0	.000	0-1	.000	2/1	3	1.5	2	0	2	0	0	0	0.0
LEWIS, Talin	5-0	1.4	0-1	.000	0-0	.000	0-0	.000	0/0	0	0.0	1	0	0	0	0	0	0.0
TEAM									37/48	85				10				
USC	31		781-1780	.439	200-571	.350	417-630	.662	333/861	1194	38.5	519	430	448	152	207	2179	70.3
Opponents	31		723-1881	.384	232-741	.313	368-527	.698	333/755	1088	35.1	575	369	398	91	245	2046	66.0

UTE FACTS

Location: Salt Lake City, UT 84112
Founded/Enrollment: 1850/32,061
Colors: Crimson (Pantone® 187) & White
Joined Pac-12: 2011-12
All-Time Record: 1,835-1,019 (112 years)

President: Dr. Ruth V. Watkins
Faculty Rep: Karen Paisley
Athletic Director: Mark Harlan
SWA: Nona Richardson

Head Coach: Larry Krystkowiak
 (Montana '96)
Career Record: 213-146 (11 years)
Utah Record: 171-126 (9 years)
Pac-12 Record: 83-79 (9 years)
Office: (801) 581-5451
Fax: (801) 581-4358

Associate Head Coach: Tommy Connor
Assistant Coaches: Andy Hill, Henry Martinez

Basketball SID: John Vu
E-mail: jvu@huntsman.utah.edu
Office: (801) 581-3511
Cell: (714) 728-9163

Local Radio: KALL, ESPN 700 AM

Home Court: Jon M. Huntsman Center
 (15,000/1969)
Record in Huntsman Center: 643-159 (50 yrs.)
Press Row Phones: (801) 581-6657
Press Will-Call: Ticket office, Southeast corner of Huntsman Center
Press Row Location: Top of lower bowl, south side, midcourt

RECORD HOLDERS

POINTS

Career: 2542 – Keith Van Horn, 1993-97
Season: 1009 – Billy McGill, 1962
Game: 60 – Billy McGill vs. Brigham Young, 2/24/62

THREE-POINT FIELD GOALS

Career: 287 – Nick Jacobson, 2000-04
Season: 99 – Nick Jacobson, 2004
Game: 11 – Alfonso Plummer vs. Oregon State, 3/11/20

REBOUNDS

Career: 1106 – Billy McGill, 1959-62
Season: 430 – Billy McGill, 1961
Game: 24 – Billy McGill vs. UCLA, 12/29/61

ASSISTS

Career: 778 – Jeff Jonas, 1973-77
Season: 309 – Jeff Jonas, 1977
Game: 16 – Scott Jones vs. Brigham Young, 1/12/74

STEALS

Career: 254 – Andre Miller, 1995-99
Season: 84 – Andre Miller, 1999
Game: 8 – Brandon Jessie vs. San Diego State, 1/15/96

BLOCKED SHOTS

Career: 219 – David Foster, 2006-07, 2009-2013
Season: 115 – David Foster, 2010
Game: 10 – David Foster at Weber State, 12/2/09

UTAH NUMERICAL ROSTER

No.	Name	Pos.	Ht.	Wt.	Yr.	Hometown/Last School
0	Luc Krystkowiak*^	G	6-4	193	R-Fr.	Salt Lake City, Utah/Brighton HS
1	Timmy Allen	F	6-6	198	Jr.	Mesa, Ariz./Red Mountain HS
2	Ian Martinez	G	6-3	181	Fr.	Heredia, Costa Rica/JSerra Catholic
3	Pelle Larsson	G	6-5	208	Fr.	Nacka, Sweden/Riksbasketgymnasiet Luleå
5	Jaxon Brenchley	G	6-5	196	So.	Providence, Utah/Ridgeline HS
10	Jordan Kellier	G	6-6	219	So.	Portmore, Jamaica/Redemption Christian Academy/Williston State
13	Eli Ballstaedt^	G	6-5	200	So.	Heber City, Utah/Wasatch HS
14	Brooks King^	G	6-3	168	Jr.	Boise, Idaho/Centennial HS
15	Rylan Jones	G	6-0	179	So.	Holladay, Utah/Olympus HS
20	Mikael Jantunen	F	6-8	218	So.	Helsinki, Finland/Helsinki Basketball Academy
21	Riley Battin	F	6-9	230	Jr.	Oak Park, Calif./Oak Park HS
25	Alfonso Plummer	G	6-1	182	Sr.	Fajardo, Puerto Rico/Colegio La Luz/Arizona Western College
30	Brendan Wenzel*	G	6-7	212	R-Fr.	San Antonio, Texas/O'Connor HS
31	Jack Jamele^	G	6-5	180	Fr.	Palos Verdes, Calif./Palos Verdes HS/Middlebrooks Academy
32	Lahat Thioune*	C	6-10	243	R-So.	Dakar, Senegal/Florida Prep
34	Harrison Creer	G	6-4	237	Fr.	Holladay, Utah/Olympus HS
35	Branden Carlson	C	7-0	215	So.	South Jordan, Utah/Bingham HS

* - Has used redshirt year. ^ - Walk-on. Returning starter in **bold**.



HEAD COACH - LARRY KRYSWKOWIAK

- Has led Utah to seven straight winning seasons, tied for the fourth-longest streak in program history (11 - 1994-2005; 8 - 1973-81, 1954-62; 7 - 1909-16).
- Guided the Utes to five consecutive 20-win seasons and postseason bids from 2014-18, including the 2015 NCAA Sweet 16 and 2018 NIT title game.
- Went 42-20 in his first collegiate coaching job at his alma mater Montana, capturing both Big Sky Tournament championships in his two-year tenure.
- Enjoyed a nine-year NBA playing career after being selected in the second round of the 1986 NBA Draft by the Chicago Bulls.
- The only three-time Player of the Year in Big Sky Conference history and a two-time CoSIDA/GTE Academic All-American at Montana.

KRYSTKOWIAK YEAR-BY-YEAR		ALL	CONFERENCE	POSTSEASON			
Year	School	W-L	W-L	Fin.	Conf.	NCAA	Other
2004-05	Montana	18-13	9-5	T2nd	Big Sky	0-1	
2005-06	Montana	24-7	10-4	2nd	Big Sky	1-1	
<i>Montana totals (2 years)</i>		<i>42-20 (.677)</i>	<i>19-9 (.679)</i>			<i>1-2 (.333)</i>	<i>0-0</i>
2011-12	Utah	6-25	3-15	11th	Pac-12		
2012-13	Utah	15-18	5-13	10th	Pac-12		
2013-14	Utah	21-12	9-9	T8th	Pac-12		0-1 (NIT)
2014-15	Utah	26-9	13-5	T2nd	Pac-12	2-1	
2015-16	Utah	27-9	13-5	2nd	Pac-12	1-1	
2016-17	Utah	20-12	11-7	4th	Pac-12		0-1 (NIT)
2017-18	Utah	23-12	11-7	T3rd	Pac-12		4-1 (NIT)
2018-19	Utah	17-14	11-7	3rd	Pac-12		
2019-20	Utah	16-15	7-11	T-8th	Pac-12		
<i>Utah totals (9 years)</i>		<i>171-126 (.576)</i>	<i>83-79 (.512)</i>			<i>3-2 (.600)</i>	<i>4-3 (.571)</i>
Career totals (11 years)		213-146 (.593)	102-88 (.537)			4-4 (.500)	4-3 (.571)

2019-20 RESULTS (16-15, 7-11)			RECENT FINISHES			
NOVEMBER			CONF.	ALL	Post.	
Tues., 5	at Nevada	W, 79-74	Year	W-L	Fin.	W-L
Fri., 8	MISSISSIPPI VALLEY STATE	W, 143-49	78-79	9-3	2	20-10
Fri., 15	MINNESOTA	W, 73-69	79-80	10-4	2t	18-10
Thurs., 21	vs. Coastal Carolina (1)	L, 57-79	80-81	13-3	1t	25-5
Fri., 22	vs. Ohio (1)	W, 80-66	81-82	6-10	7	11-17
Sun., 24	vs. Tulane (1)	L, 61-65	82-83	11-5	1t	18-14
Fri., 29	UC DAVIS	W, 77-73				
DECEMBER			83-84	4-12	8	11-19
Wed., 4	BYU	W, 102-95 (OT)	84-85	8-8	6	15-16
Sat., 7	CENTRAL ARKANSAS	W, 98-67	85-86	12-4	1t	20-10
Sat., 14	vs. Weber State (2)	W, 60-49	86-87	9-7	5	17-13
Wed., 18	vs. #6 Kentucky (3)	W, 69-66	87-88	11-5	2t	19-11
Sat., 21	vs. #20 San Diego State (4)	L, 52-80				
JANUARY			88-89	6-10	6t	16-17
Thurs., 2	OREGON STATE*	W, 81-69	89-90	7-9	6t	16-14
Sat., 4	#4 OREGON*	L, 64-69	90-91	15-1	1	30-4
Sun., 12	at #25 Colorado*	L, 52-91	91-92	9-7	4	24-11
Thurs., 16	at Arizona*	L, 77-93	92-93	15-3	1t	24-7
Sat., 18	at Arizona State*	L, 64-83				
Thurs., 23	Washington*	W, 67-66	93-94	8-10	5t	14-14
Sat., 25	Washington State*	W, 76-64	94-95	15-3	1	28-6
Thurs., 30	at USC*	L, 52-56	95-96	15-3	1	27-7
FEBRUARY			96-97	15-1	1	29-4
Sun., 2	at UCLA*	L, 57-73	97-98	12-2	1	30-4
Thurs., 6	STANFORD*	W, 64-56 (OT)				
Sat., 8	CALIFORNIA*	W, 60-45	98-99	14-0	1	28-5
Thurs., 13	at Oregon State*	L, 51-70	99-00	10-4	1t	23-9
Sun., 16	at #17 Oregon*	L, 62-80	00-01	10-4	1t	19-12
Thurs., 20	UCLA*	L, 58-69	01-02	10-4	2	21-9
Sun., 23	USC*	W, 79-65	02-03	11-3	1t	25-8
Wed., 26	at Stanford*	L, 62-70				
Sat., 29	at California*	L, 79-86 (OT)	03-04	9-5	3	24-9
MARCH			04-05	13-1	1	29-6
Sat., 7	COLORADO*	W, 74-72 (OT)	05-06	6-10	6	14-15
Wed., 11	vs. 8-Oregon State (5)	L, 69-71	06-07	6-10	6t	11-19
			07-08	7-9	6	18-15
			08-09	12-4	1t	24-10
			09-10	7-9	5t	14-17
			10-11	6-10	6t	13-18
			11-12	3-15	11	6-25
			12-13	5-13	10	15-18
			13-14	9-9	8t	21-12
			14-15	13-5	2t	26-9
			15-16	13-5	2	27-9
			16-17	11-7	4	20-12
			17-18	11-7	3t	23-12
			18-19	11-7	3	17-14
			19-20	7-11	8t	16-15

(1) Myrtle Beach Invitational, Conway, S.C. (HTC Center)
 (2) Beehive Classic, Salt Lake City, Utah (Vivint Smart Home Arena)
 (3) Las Vegas, Nev. (T-Mobile Arena)
 (4) Air Force Reserve Basketball HOF Classic, Los Angeles, Calif. (STAPLES Center)
 (5) Pac-12 Tournament, Las Vegas, Nev. (T-Mobile Arena)

* Pac-12 Game I Rankings listed are Associated Press.

1979-99 - member of WAC; 2000-09 - member of MWC; % - NIT Final Four; & - NCAA national runner-up; * - NIT runner-up

2019-20 UTAH STATISTICS (Overall: 16-15, Pac-12: 7-11/T-8th) - Returning players in bold.

Player	GP-GS	TOTAL		3-PTS		REBOUNDS		PF-FO	A	TO	Blk	Stl	Pts	Avg	
		Min/Avg	FG-A Pct	3FG-A Pct	FT-A Pct	Off/Def	Tot								Avg
ALLEN, Timmy	31-31	1104/35.6	189-429 .441	8-38 .211	151-209 .722	45/180	225	7.3	70-1	92	95	5	38	537	17.3
GACH, Both	27-25	820/30.4	102-257 .397	30-120 .250	55-71 .775	7/89	96	3.6	47-1	77	76	4	20	289	10.7
JONES, Rylan	28-28	880/31.4	78-195 .400	49-127 .386	63-73 .863	5/77	82	2.9	77-2	125	76	1	41	268	9.6
PLUMMER, Alfonso	26-2	395/15.2	77-165 .467	50-119 .420	15-20 .750	5/23	28	1.1	20-0	10	15	1	11	219	8.4
BATTIN, Riley	31-28	796/25.7	77-184 .418	33-100 .330	54-75 .720	34/109	143	4.6	43-0	40	31	3	14	241	7.8
CARLSON, Branden	30-29	627/20.9	90-164 .549	3-13 .231	28-45 .622	42/75	117	3.9	64-3	23	40	43	10	211	7.0
JANTUNEN, Mikael	31-3	722/23.3	80-121 .661	5-16 .313	44-60 .733	60/91	151	4.9	88-2	33	35	10	12	209	6.7
BRENCHLEY, Jaxon	31-7	562/18.1	42-119 .353	32-88 .364	14-20 .700	11/62	73	2.4	21-0	24	8	3	17	130	4.2
REININGER, Marc	3-0	18/6.1	1-3 .333	1-11.000	3-6 .500	3/1	4	1.3	0-0	0	1	0	0	6	2.0
THIOUNE, Lahat	25-2	224/9.0	16-24 .667	0-0 .000	13-20 .650	19/39	58	2.3	28-0	1	11	8	4	45	1.8
BALLSTAEDT, Eli	12-0	77/6.5	7-23 .304	7-21 .333	0-0 .000	2/6	8	0.7	11-0	5	2	0	2	21	1.8
VAN KOMEN, Matt	9-0	42/4.7	7-10 .700	0-0 .000	1-2 .500	4/11	15	1.7	5-0	0	1	8	0	15	1.7
HADDOCK, Brandon	6-0	19/3.2	0-5 .000	0-3 .000	5-10 .500	0/0	0	0.0	2-0	2	1	0	1	5	0.8
KING, Brooks	4-0	13/3.4	1-8 .125	1-7 .143	0-0 .000	0/1	1	0.3	3-0	2	0	0	0	3	0.8
Team						60/50	110				28				
Total	31	6300/67-1707	.449	219-653 .335	446-611 .730	297/814	1111	35.8	479-9	434	420	86	170	2199	70.9
Opponents	31	6300/818-1857	.440	231-656 .352	313-428 .731	300/728	1028	33.2	587-18	415	378	119	207	2180	70.3

HUSKY FACTS

Location: Seattle, WA 98195
Founded/Enrollment: 1861/44,786
Colors: Purple & Gold
 (Pantone® 5265/7502)
Joined Pac-12: 1915-16
All-Time Record: 1,807-1,201 (118 years)

President: Ana Mari Cauce
Faculty Rep: Dr. Alexes Harris
Athletic Director: Jen Cohen
SWA: Erin O'Connell

Head Coach: Mike Hopkins
 (Syracuse '93)

Career Record: 63-39 (3 years)
UW Record: 63-39 (3 years)
Pac-12 Record: 30-24 (3 years)
Office: (206) 543-2210

Assistant Coaches: Cameron Dollar, Dave Rice, Will Conroy

Basketball SID: Ashley Walker
E-mail: awalker1@uw.edu
Cell: (206) 240-3899

Local Radio: KOMO (1000 AM/97.7 FM)

Home Court: Alaska Airlines Arena
 (10,000/1927)

Record in Alaska Airlines Arena:
 1015-363 (93 years)

Press Row Phone: 206/543-2230

Press Will-Call: Southeast

Press Row Location: South side, concourse level

RECORD HOLDERS

POINTS

Career: 2073 – Chris Welp, 1984-87
Season: 846 – Bob Houbregs, 1953
Game: 49 – Bob Houbregs vs. Idaho, 1/10/53

THREE-POINT FIELD GOALS

Career: 301 – C.J. Wilcox, 2011-14
Season: 90 – C.J. Wilcox, 2014
Game: 9 – Ryan Appleby at Oregon State, 2/16/08

REBOUNDS

Career: 1283 – Jon Brockman, 2006-09
Season: 391 – Jon Brockman, 2009
Game: 30 – Ed Corell vs. Oregon, 2/24/62

ASSISTS

Career: 515 – Will Conroy, 2002-05
Season: 219 – Will Conroy, 2005
Game: 16 – Rafael Stone vs. Cal, 2/20/70

STEALS

Career: 205 – Matisse Thybulle, 2016-18
Season: 101 – Matisse Thybulle, 2018
Game: 9 – Jason Hamilton vs. Eastern Washington, 11/28/95

BLOCKED SHOTS

Career: 186 – Chris Welp, 1984-87
Season: 88 – Malik Dime, 2015-16
Game: 8 – Robert Upshaw vs. San Jose State, 11/27/14

WASHINGTON NUMERICAL ROSTER

No.	Name	Pos.	Ht.	Wt.	Yr.	Hometown/Last School
0	Marcus Tsohonis	G	6-3	190	So.	Portland, Ore./Jefferson
1	Nate Roberts*	F	6-10	265	R-So.	Washington, D.C./Brewster Academy (N.H.)
4	Nate Pryor	G	6-4	175	Jr.	Seattle, Wash./West Seattle/North Idaho College
5	Jamal Bey	G	6-6	210	Jr.	Las Vegas, Nev./Bishop Gorman
10	Erik Stevenson	G	6-3	200	Jr.	Lacey, Wash./Timberline/Wichita State
11	Nahziah Carter	G	6-6	205	Sr.	Rochester, N.Y./Bishop Kearney
13	Hameir Wright	F	6-9	220	Sr.	Albany, N.Y./Albany Academy
14	Kyle Luttinen	G	6-7	185	Fr.	Seattle, Wash./Roosevelt
15	Griff Hopkins^	G	6-4	185	Fr.	Syracuse, N.Y./Bellevue
21	RaeQuan Battle	G	6-5	175	So.	Tulalip, Wash./Marysville-Pilchuck
22	Cole Bajema	G	6-7	190	So.	Lynden, Wash./Lynden Christian/Michigan
24	Jonah Geron*^	G	6-6	195	R-So.	Fresno, Calif./San Joaquin
30	Travis Rice*^	G	6-2	185	R-Sr.	Las Vegas, Nev./Bishop Gorman/Northern Arizona
32	Noah Neubauer*^	G	6-3	190	R-So.	Seattle, Wash./Garfield
33	J'Raan Brooks	F	6-9	220	Jr.	Seattle, Wash./Garfield/USC
34	Reagan Lundeen^	F	6-6	230	Jr.	Santa Ana, Calif./Mater Dei
52	Riley Sorn*^	C	7-4	255	R-So.	Richland, Wash./Richland
55	Quade Green	G	6-0	170	Sr.	Philadelphia, Pa./Neumann-Goretti/Kentucky

* - Has used redshirt year. ^ - Walk-on. Returning starter in **bold**.



HEAD COACH - MIKE HOPKINS

- First coach in Conference history to earn John R. Wooden Pac-12 Coach of the Year honors in first two seasons with a program. Helped UW to first Pac-12 regular-season crown since 2012 and first NCAA Tournament since 2011 in 2018-19.
- Spent 22 seasons as assistant coach at Syracuse, helping the Orange to 16 NCAA Tournaments, including the 2003 NCAA National Championship, four Final Fours, five Elite Eights and 10 Sweet 16s.
- Court coach for nine various Team USA coaching staffs, winning six titles, including gold medals at the 2014 World Championships and 2016 Summer Olympics.
- Native of San Mateo, Calif., who won state championship at Mater Dei High School in 1987. Played 111 career games at Syracuse from 1989-93.

HOPKINS YEAR-BY-YEAR		ALL	CONFERENCE	POSTSEASON			
Year	School	W-L	W-L	Fin.	Conf.	NCAA	Other
2017-18	Washington	21-13	10-8	T6th	Pac-12		1-1 (.500)
2018-19	Washington	27-9	15-3	1st	Pac-12	1-1 (.500)	
2019-20	Washington	15-17	5-13	12th	Pac-12		
<i>Washington totals (3 years)</i>		<i>63-39 (.618)</i>	<i>30-24 (.556)</i>			<i>1-1 (.500)</i>	<i>1-1 (.500)</i>
Career totals (3 years)		63-39 (.618)	30-24 (.556)			1-1 (.500)	1-1 (.500)

**2019-20 RESULTS
(15-17, 5-13)**

NOVEMBER

Fri., 8	vs. #16 Baylor (1)	W, 67-64
Tues., 12	MOUNT ST. MARY'S	W, 56-46
Sat., 16	vs. Tennessee (2)	L, 62-75
Tues., 19	MAINE	W, 72-53
Fri., 22	MONTANA	W, 73-56
Sun., 24	SAN DIEGO	W, 88-69

DECEMBER

Mon., 2	SOUTH DAKOTA	W, 75-55
Wed., 4	EASTERN WASHINGTON	W, 90-80
Sun., 8	#9 GONZAGA	L, 76-83
Tues., 17	SEATTLE	W, 81-59
Sun., 22	vs. Ball State (3)	W, 85-64
Mon., 23	at Hawai'i (3)	W, 72-61
Wed., 25	vs. Houston (3)	L, 71-75

JANUARY

Thurs., 2	UCLA*	L, 64-66
Sat., 5	USC*	W, 72-40
Thurs., 9	at Stanford*	L, 55-61
Sat., 11	at California*	L, 58-61 (OT)
Thurs., 16	Oregon State*	W, 64-56
Sat., 18	#8 Oregon*	L, 61-64 (OT)
Thurs., 23	at Utah*	L, 66-67
Sat., 25	at #23 Colorado*	L, 62-76
Thurs., 30	ARIZONA*	L, 72-75

FEBRUARY

Sat., 1	ARIZONA STATE*	L, 83-87
Sun., 9	at Washington State*	L, 67-79
Thurs., 13	at USC*	L, 56-62
Sat., 15	at UCLA*	L, 57-67
Thurs., 20	STANFORD*	L, 64-72
Sat., 22	CALIFORNIA*	W, 87-52
Fri., 28	WASHINGTON STATE*	L, 74-78

MARCH

Thurs., 5	at Arizona State*	W, 90-83
Sat., 7	at Arizona*	W, 69-63
Wed., 11	vs. 5-Arizona (4)	L, 70-77

- (1) Armed Forces Classic, Anchorage, Alaska (Alaska Airlines Center)
- (2) James Naismith Classic, Toronto, Canada (Scotiabank Arena)
- (3) Diamond Head Classic, Honolulu, Hawai'i (Sheriff Center)
- (4) Pac-12 Tournament, Las Vegas, Nev. (T-Mobile Arena)

* Pac-12 Game I Rankings listed are Associated Press.

RECENT FINISHES

Year	CONF.		ALL		Post.
	W-L	Fin.	W-L		
78-79	6-12	8t	11-16		
79-80	9-9	5	18-10		NIT
80-81	8-10	5t	14-13		
81-82	11-7	4	19-10		NIT
82-83	7-11	6t	16-15		
83-84	15-3	1t	24-7		NCAA*
84-85	13-5	1t	22-10		NCAA
85-86	13-5	2	19-12		NCAA
86-87	10-8	3t	20-15		NIT
87-88	5-13	8t	10-19		
88-89	8-10	6	12-16		
89-90	5-13	9	11-17		
90-91	5-13	10	14-14		
91-92	5-13	8	12-17		
92-93	7-11	8	13-14		
93-94	3-15	9	5-22		
94-95	5-13	7t	9-18		
95-96	9-9	5t	16-12		NIT
96-97	10-8	6	17-11		NIT
97-98	11-7	4	20-10		NCAA*
98-99	10-8	4	17-12		NCAA
99-00	5-13	8t	10-20		
00-01	4-14	9t	10-20		
01-02	5-13	8	11-18		
02-03	5-13	9	10-17		
03-04	12-6	2	19-12		NCAA
04-05	14-4	2^	29-6		NCAA*
05-06	13-5	2	26-7		NCAA*
06-07	8-10	7	19-13		
07-08	7-11	8	16-17		CBI
08-09	14-4	1	26-9		NCAA
09-10	11-7	3^	26-10		NCAA*
10-11	11-7	3^	24-11		NCAA
11-12	14-4	1	24-11		NIT
12-13	9-9	6t	18-16		NIT
13-14	9-9	8t	17-15		
14-15	5-13	11	16-15		
15-16	9-9	6t	19-15		NIT
16-17	2-16	11	9-22		
17-18	10-8	6t	21-13		NIT
18-19	15-3	1	27-9		NCAA
19-20	5-13	12	15-17		

^ - Pac-10 Tournament Champion

* - NCAA Sweet 16

2019-20 WASHINGTON STATISTICS (Overall: 15-17, Pac-12: 5-13/12th) - Returning players in bold.

Player	GP-GS	TOTAL			3-PTS		REBOUNDS			PF-FO	A TO	Blk	Stl	Pts	Avg			
		Min/Avg	FG-A	Pct	3FG-A	Pct	FT-A	Pct	Off/Def							Tot	Avg	
STEWART, Isaiah	32-32	1031/32.2	192-337	.570	5-20	.250	154-199	.774	88/193	281	8.8	84-4	27	71	66	17	543	17.0
MCDANIELS, Jaden	31-21	962/31.0	136-336	.405	43-127	.339	87-114	.763	34/146	180	5.8	103-8	65	100	43	24	402	13.0
CARTER, Nahziah	32-31	992/31.0	143-330	.433	45-123	.366	58-94	.617	36/122	158	4.9	95-5	48	77	25	46	389	12.2
GREEN, Quade	15-14	457/30.5	56-109	.514	21-47	.447	41-49	.837	10/29	39	2.6	22-1	79	35	0	16	174	11.6
TSOHONIS, Marcus	19-9	425/22.4	50-118	.424	21-51	.412	17-26	.654	9/31	40	2.1	17-1	41	27	3	12	138	7.3
BEY, Jamal	32-16	778/24.3	57-154	.370	18-71	.254	49-66	.742	15/65	80	2.5	52-2	36	38	9	48	181	5.7
WRIGHT, Hameir	31-29	808/26.1	51-146	.349	37-110	.336	34-54	.630	28/102	130	4.2	90-2	56	58	26	26	173	5.6
BATTLE, RaeQuan	20-3	223/11.1	32-97	.330	22-83	.265	11-14	.786	10/18	28	1.4	18-1	6	8	1	12	97	4.9
TIMMINS, Sam	31-2	244/7.9	25-40	.625	3-8	.375	10-17	.588	11/32	43	1.4	20-0	5	15	11	7	63	2.0
HARDY, Elijah	29-1	321/11.1	19-65	.292	5-33	.152	11-15	.733	2/31	33	1.1	22-0	33	34	0	20	54	1.9
PENN-JOHNSON, B.	7-0	34/4.8	4-5	.800	0-0	.000	3-3	1.000	2/3	5	0.7	9-0	0	2	5	0	11	1.6
ROBERTS, Nate	20-0	149/7.4	10-19	.526	0-1	.000	6-16	.375	11/23	34	1.7	17-0	1	8	3	5	26	1.3
LUNDEEN, Reagan	3-0	5/1.5	1-11	.000	0-0	.000	0-0	.000	1/0	1	0.3	1-0	0	0	0	0	2	0.7
CRANDALL, Jason	6-1	6/1.0	2-3	.667	0-0	.000	0-0	.000	1/0	1	0.2	1-0	0	0	0	3	4	0.7
BARNARD, Quin	6-1	8/1.3	0-0	.000	0-0	.000	2-2	1.000	0/0	0	0.0	1-0	2	0	0	0	2	0.3
RICE, Travis	4-0	6/1.5	0-3	.000	0-3	.000	0-0	.000	0/0	0	0.0	2-0	0	0	0	0	0	0.0
SORN, Riley	1-0	1/1.4	0-0	.000	0-0	.000	0-0	.000	0/0	0	0.0	1-0	0	0	0	0	0	0.0
GERON, Jonah	1-0	1/0.3	0-0	.000	0-0	.000	0-0	.000	0/0	0	0.0	0-0	0	0	0	0	0	0.0
Team									26/52	78					10			
Total	32	6450	778-1763	.441	220-677	.325	483-669	.722	284/847	1131	35.3	555-24	399	483	192	236	2259	70.6
Opponents	32	6445	732-1920	.381	229-734	.312	433-602	.719	395/750	1145	35.8	599-12	442	438	66	217	2126	66.4



COUGAR FACTS

Location: Pullman, WA 99164
Founded/Enrollment: 1890/19,446
Colors: Crimson & Gray (Pantone® 201c/CG11)
Joined Pac-12: 1916-17
All-Time Record: 1,611-1,541 (119 years)
President: Kirk Schulz
Faculty Rep: Nancy Swanger
Director of Athletics: Patrick Chun
SWA: Anne McCoy

Head Coach: Kyle Smith (Hamilton '92)
Career Record: 180-138 (10 years)
WSU Record: 16-16 (1 year)
Pac-12 Record: 6-12 (1 year)
Office: (509) 335-0240
Fax: (509) 335-0267

Assistant Coaches: Jim Shaw, Derrick Phelps, John Andrzejek

Basketball SID: Ben Laskey
E-mail: ben.laskey@wsu.edu
Office: (509) 335 0265
Cell: (209) 608-2173

Local Radio: KXLY (920 AM)/KHTR (104.3 FM)

Home Court: Friel Court (11,671/1973)
Record in Friel: 379-237 (47 years)
Press Row Phone: (509) 335-4940
Press Will-Call: Tunnel entrance, east side
Press Row Location: Upper level, opposite benches

RECORD HOLDERS

POINTS
Career: 2003 - Isaac Fontaine, 1994-97
Season: 733 - Klay Thompson, 2011
Game: 45 - Brian Quinnett vs. Loyola Marymount, 12/5/86

THREE-POINT FIELD GOALS
Career: 249 - DaVonté Lacy, 2012-15
Season: 98 - Klay Thompson, 2011
Game: 10 - Robert Franks vs. California, 1/13/18

REBOUNDS
Career: 1015 - Josh Hawkinson, 2013-17
Season: 334 - Josh Hawkinson, 2014-15
Game: 27 - Jim McKean vs. West Virginia, 12/28/66

ASSISTS
Career: 473 - Bennie Seltzer, 1990-93
Season: 193 - Reggie Moore, 2012
Game: 15 - Donminic Ellison vs. Cal State Northridge, 1/25/95

STEALS
Career: 204 - Don Collins, 1977-80
Season: 76 - Don Collins, 1980
Game: 8 - Twice. Last, Mike Bush vs. Portland State, 12/20/99

BLOCKED SHOTS
Career: 176 - James Donaldson, 1976-79
Season: 82 - James Donaldson, 1978
Game: 10 - James Donaldson vs. Seattle Univ., 12/6/77

WASHINGTON STATE NUMERICAL ROSTER

Table with columns: No., Name, Pos., Ht., Wt., Yr., Hometown/Last School. Lists 33 players including Efe Abogidi, Myles Fitzgerald-Warren, Jefferson Koulibaly, Aljaž Kunc, TJ Bamba, Isaac Bonton, DJ Rodman, Carlos Rosario, Volodymyr Markovetsky, Dishon Jackson, Ryan Rapp, Andrej Jakimovski, Noah Williams, Tony Miller, and Brandton Chatfield.

* - Has used redshirt year. ^ - Walk-on. Returning starter in bold.



HEAD COACH - KYLE SMITH

- Named Washington State's 19th head coach on March 27, 2019.
In three seasons at San Francisco, compiled a 63-40 record with 20-or-more wins each season and a pair of postseason tournament appearances.
Won a school-record 25 games en route to a CollegeInsider.com Tournament title in final season at Columbia in 2015-16.
Played four seasons at Hamilton College from 1988-92, shooting a school-record 51.3 percent behind the arc in his final season in 1991-92.

Table with columns: Year, School, ALL W-L, CONFERENCE W-L, Fin., Conf., POSTSEASON NCAA, Other. Shows career totals for Kyle Smith: 180-138 (.566) 71-83 (.461) 10-4 (.714)

2019-20 RESULTS (16-16, 6-12)			RECENT FINISHES			
NOVEMBER			CONF.	ALL		
Thurs., 7	SEATTLE	W, 85-54	Year	W-L	Fin.	Post.
Tues., 12	at Santa Clara	L, 62-70	78-79	10-8	4t	18-9
Sun., 17	IDAHO STATE	W, 72-61	79-80	14-4	3	22-6 NCAA
Thurs., 21	NEBRASKA OMAHA	L, 77-85	80-81	3-15	10	10-17
Mon., 25	vs. Nebraska (1)	L, 71-82	81-82	10-8	5	16-14
Tues., 26	vs. Old Dominion (1)	W, 66-50	82-83	14-4	2	23-7 NCAA
Wed., 27	vs. Colorado State (1)	L, 69-79	83-84	4-14	10	10-18
DECEMBER			84-85	5-13	8t	13-15
Wed., 4	at Idaho	W, 78-65	85-86	8-10	5t	15-16
Sat., 7	New Mexico State (2)	W, 63-54	86-87	6-12	8t	10-18
Sun., 15	UC RIVERSIDE	W, 70-56	87-88	7-11	6	13-16
Thurs., 19	FLORIDA A&M	W, 87-73	88-89	4-14	8	10-19
Sat., 21	INCARNATE WORD	W, 87-59	89-90	1-17	10	7-22
Sun., 29	ARKANSAS-PINE BLUFF	W, 65-50	90-91	8-10	5t	16-12
JANUARY			91-92	9-9	5t	22-11 NIT
Thurs., 2	USC*	L, 56-65	92-93	9-9	5t	15-12
Sat., 4	UCLA*	W, 79-71 (OT)	93-94	10-8	4t	20-11 NCAA
Thurs., 9	at California*	L, 66-73	94-95	10-8	5t	18-12 NIT
Sat., 11	at Stanford*	L, 62-88	95-96	9-9	5t	18-11 NIT
Thurs., 16	#8 Oregon*	W, 72-61	96-97	5-13	8	13-17
Sat., 18	Oregon State*	W, 89-76	97-98	3-15	9t	10-19
Thurs., 23	at #23 Colorado*	L, 56-78	98-99	4-14	10	10-19
Sat., 25	at Utah*	L, 64-76	99-00	1-17	10	6-22
Wed., 29	ARIZONA STATE*	W, 67-65	00-01	5-13	6t	12-16
FEBRUARY			01-02	1-17	10	6-21
Sat., 1	ARIZONA*	L, 49-66	02-03	2-16	10	7-20
Sun., 9	WASHINGTON*	W, 79-67	03-04	7-11	7t	13-16
Thurs., 13	at UCLA*	L, 83-86 (OT)	04-05	7-11	6t	12-16
Sat., 15	at USC*	L, 51-70	05-06	4-14	10	11-17
Wed., 19	CALIFORNIA*	L, 57-66	06-07	13-5	2	26-8 NCAA
Sun., 23	STANFORD*	L, 57-75	07-08	11-7	3t	26-9 NCAA*
Fri., 28	at Washington*	W, 78-74	08-09	8-10	7	17-16 NIT
MARCH			09-10	6-12	10	16-15
Thurs., 5	at Arizona*	L, 62-83	10-11	9-9	6	22-13 NIT%
Sat., 7	at Arizona State*	L, 74-83	11-12	7-11	8t	19-18 CBI
Wed., 11	vs. 6-Colorado	W, 82-68	12-13	4-14	11t	13-19
Thurs., 12	vs. 3-Arizona State (3)	Cancelled	13-14	3-15	11	10-21
(1) Cayman Islands Classic, George Town, Grand Cayman (John Gray Gym)			14-15	7-11	8t	13-18
(2) Spokane, Wash. (Spokane Arena)			15-16	1-17	12	9-22
(3) Pac-12 Tournament, Las Vegas, Nev. (T-Mobile Arena)			16-17	6-12	9t	13-18
* Pac-12 Game I Rankings listed are Associated Press.			17-18	4-14	11	12-19
			18-19	4-14	11	11-21
			19-20	6-12	11	16-16
			* - NCAA Sweet Sixteen			
			% - NIT Final Four			

2019-20 WASHINGTON STATE STATISTICS (Overall: 16-16, Pac-12: 6-12/11th) - Returning players in bold.

Player	GP-GS	TOTAL			3-PTS		REBOUNDS		PF-FO	A	TO	Blk	Stl	Pts	Avg			
		Min/Avg	FG-A	Pct	3FG-A	Pct	FT-A	Pct								Off/Def	Tot	Avg
ELLEBY, CJ	32-32	33.4	197-498	.396	74-218	.339	121-147	.823	39/212	251	7.8	94	60	69	26	56	589	18.4
BONTON, Isaac	28-27	32.8	144-423	.340	50-163	.307	90-108	.833	19/84	103	3.7	60	112	102	6	33	428	15.3
POLLARD, Jeff	30-29	26.2	101-195	.518	14-54	.259	44-59	.746	49/73	122	4.1	61	22	21	7	11	260	8.7
MILLER, Tony	23-3	16.5	66-106	.623	3-12	.250	41-69	.594	38/39	77	3.3	46	4	22	8	18	176	7.7
WILLIAMS, Noah	29-13	21.8	59-161	.366	4-27	.148	57-79	.722	32/69	101	3.5	86	56	54	9	31	179	6.2
ROBINSON, Jervae	32-27	26.6	67-186	.360	37-109	.339	18-23	.783	19/79	98	3.1	51	46	38	4	26	189	5.9
KUNC, Aljaz	29-18	17.5	44-128	.344	21-71	.296	22-31	.710	29/65	94	3.2	41	11	14	12	14	131	4.5
CANNON, Marvin	21-2	14.3	23-63	.365	7-30	.233	26-34	.765	20/30	50	2.4	30	9	8	6	5	79	3.8
HENSON, Daron	10-0	7.3	13-32	.406	10-25	.400	0-4	.000	3/5	8	0.8	5	0	3	0	0	36	3.6
SHEAD, Jaylen	12-7	22.8	12-41	.293	3-10	.300	8-11	.727	9/29	38	3.2	20	31	29	0	15	35	2.9
JAMES, Deion	5-0	6.8	4-10	.400	0-1	.000	5-6	.833	0/4	4	0.8	6	1	2	0	1	13	2.6
MARKOVETSKYY, Volodymyr	22-2	8.2	21-32	.656	0-0	.000	4-15	.267	20/32	52	2.4	31	2	9	7	0	46	2.1
RODMAN, DJ	26-0	11.8	14-51	.275	10-35	.286	6-10	.600	18/32	50	1.9	22	7	8	0	5	44	1.7
RAPP, Ryan	19-0	7.2	11-26	.423	4-13	.308	4-41	0.000	39	12	0.6	9	9	8	0	3	30	1.6
TEAM									49/56	105					7			
WASHINGTON STATE	32		776-1953	.397	237-768	.309	446-600	.743	347/818	1165	36.4	562	370	394	85	218	2235	69.8
Opponents	32		820-1826	.449	184-584	.315	405-589	.688	287/902	1189	37.2	593	367	480	120	186	2229	69.7



RETURNING STARTERS (32)

Arizona (0)

Arizona State (2)

Remy Martin, Sr., G..... 19.1 ppg/4.1 apg
Kimani Lawrence, Sr., G..... 4.9 ppg/2.6 rpg

California (3)

Grant Anticevich, Sr., F..... 8.3 ppg/5.6 rpg
Matt Bradley, Jr., G..... 17.5 ppg/4.9 rpg
Lars Thiemann, So., F/C..... 3.0 ppg/2.2 rpg

Colorado (3)

McKinley Wright IV, Sr., G..... 14.4 ppg/5.0 apg
D'Shawn Schwartz, Sr., G/F..... 9.8 ppg/3.6 rpg
Evan Battey, Jr., F..... 8.9 ppg/5.9 rpg

Oregon (1)

Chris Duarte, Sr., G..... 12.9 ppg/5.6 rpg

Oregon State (3)

Ethan Thompson, Sr., G..... 14.8 ppg/4.2 rpg
Zach Reichle, Sr., G..... 7.9 ppg/3.3 rpg
Alfred Hollins, Sr., F..... 5.2 ppg/3.0 rpg

Stanford (4)

Daejon Davis, Sr., G..... 8.8 ppg/3.2 rpg
Oscar da Silva, Sr., F..... 15.7 ppg/6.4 rpg
Spencer Jones, So., F..... 8.8 ppg/3.2 rpg
Bryce Wills, Jr., G..... 7.8 ppg/4.0 rpg

UCLA (5)

Chris Smith, Sr., G..... 13.1 ppg/5.4 rpg
Jalen Hill, R-Jr., F/C..... 9.0 ppg/6.9 rpg
Tyger Campbell, R-So., G..... 8.3 ppg/5.0 apg
Jaime Jaquez Jr., So., G/F..... 8.9 ppg/4.8 rpg
Cody Riley, R-Jr., F..... 8.8 ppg/4.5 rpg

USC (1)

Ethan Anderson, So., G..... 5.5 ppg/4.2 apg

Utah (4)

Timmy Allen, Jr., F..... 17.3 ppg/7.3 rpg
Rylan Jones, So., G..... 9.6 ppg/4.5 apg
Branden Carlson, So., C..... 7.0 ppg/3.9 rpg
Riley Battin, Jr., F..... 7.8 ppg/4.6 rpg

Washington (4)

Nahziah Carter, Sr., G..... 12.2 ppg/4.9 rpg
Quade Green, Sr., G..... 11.6 ppg/5.3 apg
Hameir Wright, Sr., F..... 5.6 ppg/4.2 rpg
Jamal Bey, Jr., G..... 5.7 ppg/2.5 rpg

Washington State (2)

Isaac Bonton, Sr., G..... 15.3 ppg/4.0 apg
Aljaž Kunc, Jr., F..... 4.5 ppg/3.2 rpg

CAREER LEADERS (ACTIVE & RETURNING)

POINTS

McKinley Wright IV (Sr.), COLO..... 1370
Remy Martin (Sr.), ASU..... 1314
Ethan Thompson (Sr.), OSU..... 1199
Oscar da Silva (Sr.), STAN..... 1002
Daejon Davis (Sr.), STAN..... 930
Matt Bradley (Jr.), CAL..... 893
Timmy Allen (Sr.), UTAH..... 892
Nahziah Carter (Sr.), WASH..... 854
D'Shawn Schwartz (Sr.), COLO..... 746
Chris Smith (Sr.), UCLA..... 743

REBOUNDS

Oscar da Silva (Sr.), STAN..... 546
McKinley Wright IV (Sr.), COLO..... 505
Ethan Thompson (Sr.), OSU..... 417
Jalen Hill (R-Jr.), UCLA..... 407
Timmy Allen (Sr.), UTAH..... 373
Chris Smith (Sr.), UCLA..... 350
Evan Battey (Jr.), COLO..... 345
Daejon Davis (Sr.), STAN..... 325
D'Shawn Schwartz (Sr.), COLO..... 305
Nahziah Carter (Sr.), WASH..... 303

THREE-POINT FIELD GOALS

Remy Martin (Sr.), ASU..... 129
Ethan Thompson (Sr.), OSU..... 121
Matt Bradley (Jr.), CAL..... 116
D'Shawn Schwartz (Sr.), COLO..... 110
McKinley Wright IV (Sr.), COLO..... 105
Nahziah Carter (Sr.), WASH..... 85
Daejon Davis (Sr.), STAN..... 81
Spencer Jones (So.), STAN..... 81
Oscar da Silva (Sr.), STAN..... 71
Zach Reichle (Sr.), OSU..... 71

ASSISTS

McKinley Wright IV (Sr.), COLO..... 501
Daejon Davis (Sr.), STAN..... 391
Remy Martin (Sr.), ASU..... 381
Ethan Thompson (Sr.), OSU..... 371
Will Richardson (Sr.), ORE..... 165
Timmy Allen (Sr.), UTAH..... 163
Tyger Campbell (R-So.), UCLA..... 156
Oscar da Silva (Sr.), STAN..... 144
Ethan Anderson (So.), USC..... 131
Zach Reichle (Sr.), OSU..... 127

STEALS

Daejon Davis (Sr.), STAN..... 134
Remy Martin (Sr.), ASU..... 123
McKinley Wright IV (Sr.), COLO..... 106
Ethan Thompson (Sr.), OSU..... 93
Nahziah Carter (Sr.), WASH..... 88
Will Richardson (Sr.), ORE..... 85
Oscar da Silva (Sr.), STAN..... 71
Timmy Allen (Sr.), UTAH..... 63
Bryce Wills (Sr.), STAN..... 58
Hameir Wright (Sr.), WASH..... 57

BLOCKS

Hameir Wright (Sr.), WASH..... 107
Oscar da Silva (Sr.), STAN..... 96
Ira Lee (Sr.), ARIZ..... 46
Jalen Hill (R-Jr.), UCLA..... 46
Nahziah Carter (Sr.), WASH..... 43
Branden Carlson (So.), UTAH..... 43
Bryce Wills (Sr.), STAN..... 39
Andre Kelly (Sr.), CAL..... 33
Ethan Thompson (Sr.), OSU..... 32
McKinley Wright IV (Sr.), COLO..... 32

RETURNING PRODUCTION

SCORING

1. UCLA..... 88.8%
2. Utah..... 85.7%
3. Stanford..... 73.7%
4. California..... 67.1%
5. Arizona State..... 64.8%
6. Colorado..... 56.7%
7. Oregon State..... 52.6%
8. Washington..... 52.2%
9. Washington State..... 46.3%
10. Oregon..... 38.7%
11. USC..... 19.4%
12. Arizona..... 14.7%

REBOUNDING

1. Utah..... 88.5%
2. UCLA..... 86.2%
3. Stanford..... 79.6%
4. California..... 78.7%
5. Colorado..... 54.4%
6. Arizona State..... 49.4%
7. Oregon State..... 48.6%
8. Washington..... 48.4%
9. Washington State..... 46.1%
10. Oregon..... 41.7%
11. USC..... 25.4%
12. Arizona..... 22.1%

THREE-POINT FIELD GOALS

1. UCLA..... 87.6%
2. Utah..... 85.8%
3. Washington..... 74.5%
4. California..... 71.3%
5. Oregon State..... 70.4%
6. Stanford..... 59.9%
7. Arizona State..... 59.0%
8. Colorado..... 56.8%
9. Washington State..... 38.8%
10. Oregon..... 32.0%
11. USC..... 16.5%
12. Arizona..... 16.3%

ASSISTS

1. UCLA..... 91.3%
2. Utah..... 81.8%
3. Arizona State..... 76.2%
4. Stanford..... 70.3%
5. Colorado..... 69.0%
6. Washington..... 66.9%
7. Oregon State..... 64.4%
8. California..... 58.8%
9. Washington State..... 54.3%
10. USC..... 39.1%
11. Oregon..... 37.0%
12. Arizona..... 19.7%

STEALS

1. Utah..... 87.6%
2. UCLA..... 83.2%
3. Stanford..... 75.2%
4. Washington..... 69.9%
5. Arizona State..... 66.3%
6. Oregon State..... 60.9%
7. Colorado..... 50.3%
8. Oregon..... 50.2%
9. California..... 49.6%
10. Washington State..... 47.7%
11. USC..... 23.7%
12. Arizona..... 22.2%

BLOCKS

1. Stanford..... 98.3%
2. California..... 88.8%
3. Utah..... 86.0%
4. UCLA..... 83.8%
5. Arizona State..... 55.8%
6. Washington State..... 49.4%
7. Colorado..... 45.4%
8. Oregon..... 42.2%
9. Washington..... 34.9%
10. Arizona..... 34.5%
11. USC..... 20.4%
12. Oregon State..... 17.9%



► OREGON DUCKS (24-7, 13-5)
2020 Pac-12 Champions

► OREGON DUCKS
2020 NCAA Tournament Automatic Bid





2019-20 PAC-12 CONFERENCE MEN'S BASKETBALL STANDINGS

	CONFERENCE					OVERALL					
	W	L	PCT	HOME	AWAY	W	L	PCT	HOME	AWAY	NEUT
Oregon [^]	13	5	.722	9-0	4-5	24	7	.774	17-0	5-5	2-2
UCLA	12	6	.667	7-2	5-4	19	12	.613	13-4	5-5	1-3
USC	11	7	.611	8-1	3-6	22	9	.710	14-2	5-6	3-1
Arizona State	11	7	.611	7-2	4-5	20	11	.645	13-3	6-5	1-3
Arizona	10	8	.556	6-3	4-5	21	11	.656	13-4	4-6	4-1
Colorado	10	8	.556	7-2	3-6	21	11	.656	13-3	4-7	4-1
Stanford	9	9	.500	6-3	3-6	20	12	.625	14-4	4-6	2-2
Oregon State	7	11	.389	5-4	2-7	18	13	.581	12-4	3-8	3-1
Utah	7	11	.389	7-2	0-9	16	15	.516	12-2	1-10	3-3
California	7	11	.389	6-3	1-8	14	18	.438	12-5	1-10	1-3
Washington State	6	12	.333	5-4	1-8	16	16	.500	12-5	2-9	2-2
Washington	5	13	.278	3-6	2-7	15	17	.469	10-7	3-7	2-3

[^] Pac-12 regular-season champion

OREGON HEADLINES BOUNCEBACK, BUT SHORTENED, 2019-20 PAC-12 CAMPAIGN

The 2019-20 Pac-12 campaign will be remembered for two things - the dominance of **Payton Pritchard** and the Oregon Ducks, and the global pandemic that prematurely halted the season. Conference Player of the Year and consensus first team All-American Pritchard became the second player to lead the league in scoring, assists and threes in a season (Damon Stoudarmire, ARIZ, 1994-95), propelling the Ducks to the outright Pac-12 regular-season title by a game over runner-up UCLA.

Oregon never had an opportunity to defend its 2019 Pac-12 Tournament title though as the event - as well as the remainder of the NCAA Division I season including March Madness - was canceled on March 12 due to national and global concerns stemming from the coronavirus (COVID-19) pandemic.

Prior to cancellation, the Pac-12 was projected to have at least six NCAA Tournament berths thanks to a vastly improved non-conference performance in which the league won nearly 74 percent of its contests. The Pac-12 had six teams reach the 20-win plateau during the 2019-20 regular season, equaling the most ever for the Conference.

Coupled with its crowns in football and women's basketball during 2019-20, Oregon became the first school in Conference history to sweep the three league titles in the same season.

Along with his league and All-America honors, Pritchard was also named the Bob Cousy Point Guard of the Year by the Naismith Memorial Basketball Hall of Fame and the Lute Olson National Player of the Year. Another outstanding Pac-12 career came to close as OREGON STATE's **Tres Tinkle** concluded his four years in the Conference's all-time top 10 in scoring (overall and Conference-only), field goal attempts, and free throws made and attempted.

ARIZONA's **Zeke Nnaji** was voted the Pac-12 Freshman of the Year. COLORADO's **Tyler Bey** was selected Pac-12 Defensive Player of the Year, UCLA's **Chris Smith** earned Most Improved Player of the Year and ARIZONA STATE's **Alonzo Verge Jr.** was tabbed Pac-12 Sixth Man of the Year. In his first season on the UCLA bench, **Mick Cronin** became the seventh head coach to win the Conference's John R. Wooden Coach of the Year award in his debut season.

The 2020 NBA Draft was delayed until Nov. 18, but that did not prevent the Pac-12's talent from being put on display with 10 selections on Draft night including six First-Round picks. The Pac-12's six First Round selections tied for the most of any league (SEC - 6) and tied for the second-most of the modern Draft era (since 1989) for the Conference (7 - 2008; 6 - 2009, 2014, 2017, 2020). The league's 10 overall selections were the second-most of any league (SEC - 12) and marked just the fourth time the Conference reached double-figure picks in a single Draft (14 - 2017; 12 - 2008; 11 - 2001).

PAC-12 2020 NBA DRAFT SELECTIONS

First Round

- 6. **Onyeka Okongwu**, USC - Atlanta Hawks
- 16. **Isaiah Stewart**, WASH - Portland Trail Blazers (traded to Detroit Pistons)
- 18. **Josh Green**, ARIZ - Dallas Mavericks
- 22. **Zeke Nnaji**, ARIZ - Denver Nuggets
- 26. **Payton Pritchard**, ORE - Boston Celtics
- 28. **Jaden McDaniels**, WASH - Los Angeles Lakers

Second Round

- 31. **Tyrell Terry**, STAN - Dallas Mavericks
- 36. **Tyler Bey**, COLO - Philadelphia 76ers
- 46. **CJ Elleby**, WSU - Portland Trail Blazers
- 48. **Nico Mannion**, ARIZ - Golden State Warriors

ALL-PAC-12 TEAM

ALL-AMERICA

Consensus

Payton Pritchard, Oregon (First Team)

Associated Press

Payton Pritchard, Oregon (First Team)

The Sporting News

Payton Pritchard, Oregon (First Team)

NABC

Payton Pritchard, Oregon (First Team)

USBWA

Payton Pritchard, Oregon (Second Team)

Kyle Macy Freshman All-America

Nico Mannion, Arizona

Zeke Nnaji, Arizona

Tyrell Terry, Stanford

Onyeka Okongwu, USC

Isaiah Stewart, Washington

NATIONAL PLAYER OF THE YEAR

Lute Olson Award

Payton Pritchard, Oregon

John R. Wooden Award

Payton Pritchard, Oregon (Top 10 All-Americans)

Tres Tinkle, Oregon State (Midseason Top 25)

Isaiah Stewart, Washington (Midseason Top 25)

Citizen Naismith Trophy

Payton Pritchard, Oregon (Final 5 Finalists)

Isaiah Stewart, Washington (Midseason Top 30)

Naismith Trophy Defensive Player of the Year

Tyler Bey, Colorado (Midseason Top 15)

Kylor Kelley, Oregon State (Midseason Top 15)

Oscar Robertson Trophy

Payton Pritchard, Oregon (Late Season Top 12)

Zeke Nnaji, Arizona (Watch List)

McKinley Wright IV, Colorado (Watch List)

Tres Tinkle, Oregon State (Watch List)

Nick Rakocovic, USC (Watch List)

NABC Player of the Year

Isaiah Stewart, Washington (Watch List)

NAISMITH MEMORIAL HALL OF FAME AWARDS

Bob Cousy Point Guard of the Year

Payton Pritchard, Oregon

NAISMITH MEMORIAL HALL OF FAME AWARDS

TOP 10 WATCH LISTS

Bob Cousy Point Guard of the Year

Payton Pritchard, Oregon

McKinley Wright IV, Colorado

Julius Erving Small Forward of the Year

Tres Tinkle, Oregon State

Karl Malone Power Forward of the Year

Tyler Bey, Colorado

Zeke Nnaji, Arizona

Kareem Abdul-Jabbar Center of the Year

Onyeka Okongwu, USC

Isaiah Stewart, Washington

USBWA ALL-DISTRICT

Zeke Nnaji, Arizona (District IX)

Remy Martin, Arizona State (District IX)

McKinley Wright IV, Colorado (District VIII)

Payton Pritchard, Oregon (District IX Player of the Year)

Tres Tinkle, Oregon State (District IX)

Onyeka Okongwu, USC (District IX)

Timmy Allen, Utah (District VIII)

Isaiah Stewart, Washington (District IX)

NABC ALL-DISTRICT 19

First Team

McKinley Wright IV, Colorado

Payton Pritchard, Oregon

Zeke Nnaji, Arizona

Remy Martin, Arizona State

Tres Tinkle, Oregon State

Second Team

Tyler Bey, Colorado

Onyeka Okongwu, USC

Isaiah Stewart, Washington

CJ Elleby, Washington State

Oscar da Silva, Stanford

Coach of the Year

Mick Cronin, UCLA

FIRST TEAM

Name, School	Pos	Yr	Ht	Wt	Hometown
Oscar da Silva, STAN	F	Jr.	6-9	225	Munich, Germany (Ludwig Gymnasium)
CJ Elleby, WSU	F	So.	6-6	200	Seattle, Wash. (Cleveland HS)
Remy Martin, ASU	G	Jr.	6-0	170	Chatsworth, Calif. (Sierra Canyon HS)
Zeke Nnaji, ARIZ	F	Fr.	6-11	240	Hopkins, Minn. (Hopkins HS)
Onyeka Okongwu, USC	F	Fr.	6-9	245	Chino, Calif. (Chino Hills HS)
Payton Pritchard, ORE	G	Sr.	6-2	195	West Linn, Ore. (West Linn HS)
Chris Smith, UCLA	G	Jr.	6-9	215	Chicago, Ill. (Huntington Prep (W.Va.))
Isaiah Stewart, WASH	F	Fr.	6-9	240	Rochester, N.Y. (La Lumiere School (Ind.))
Tres Tinkle***, OSU	F	Sr.	6-7	225	Missoula, Mont. (Helgate HS)
McKinley Wright IV**, COLO	G	Jr.	6-0	195	North Robbinsdale, Minn. (Champlin Park)

SECOND TEAM

Name, School	Pos	Yr	Ht	Wt	Hometown
Timmy Allen, UTAH	F	So.	6-6	205	Mesa, Ariz. (Red Mountain HS)
Tyler Bey, COLO	G/F	Jr.	6-7	218	Las Vegas, Nev. (Middlebrooks Academy (Calif.))
Matt Bradley, CAL	G	So.	6-4	220	San Bernardino, Calif. (Wasatch Academy (Utah))
Nico Mannion, ARIZ	G	Fr.	6-3	190	Siena, Italy (Pinnacle HS (Ariz.))
Jonah Mathews, USC	G	Sr.	6-3	205	Santa Monica, Calif. (Santa Monica HS)

HONORABLE MENTION: Chris Duarte (ORE, G), Tyrell Terry (STAN, G), Alonzo Verge Jr. (ASU, G).

*** three-time All-Pac-12 First Team honoree; ** two-time All-Pac-12 First Team honoree

PAC-12 ALL-FRESHMEN TEAM

Name, School	Pos	Ht	Wt	Hometown
Nico Mannion, ARIZ	G	6-3	190	Siena, Italy (Pinnacle HS (Ariz.))
Zeke Nnaji, ARIZ	F	6-11	240	Hopkins, Minn. (Hopkins HS)
Onyeka Okongwu, USC	F	6-9	245	Chino, Calif. (Chino Hills HS)
Isaiah Stewart, WASH	F	6-9	240	Rochester, N.Y. (La Lumiere School (Ind.))
Tyrell Terry, STAN	G	6-1	160	Minneapolis, Minn. (DeLaSalle HS)

HONORABLE MENTION: Jaime Jaquez Jr. (UCLA, G).

PAC-12 ALL-DEFENSIVE TEAM

Name, School	Pos	Yr.	Ht	Wt	Hometown (Last School)
Tyler Bey, COLO	G/F	Jr.	6-7	218	Las Vegas, Nev. (Middlebrooks Academy (Calif.))
Kylor Kelley**, OSU	F	Sr.	7-0	215	Gervais, Ore. (Lane Community College)
Jonah Mathews, USC	G	Sr.	6-3	205	Santa Monica, Calif. (Santa Monica HS)
Bryce Wills, STAN	G	So.	6-6	195	White Plains, N.Y. (Iona Preparatory School)
McKinley Wright IV, COLO	G	Jr.	6-0	195	North Robbinsdale, Minn. (Champlin Park)

HONORABLE MENTION: Chris Duarte (ORE, G), Jalen Hill (UCLA, F), Jervae Robinson (WSU, G), Dylan Smith (ARIZ, G).

** two-time Pac-12 All-Defensive Team honoree

PLAYER OF THE YEAR: Payton Pritchard, Sr., G, OREGON

FRESHMAN OF THE YEAR: Zeke Nnaji, F, ARIZONA

DEFENSIVE PLAYER OF THE YEAR: Tyler Bey, Jr., G/F, COLORADO

MOST IMPROVED PLAYER OF THE YEAR: Chris Smith, Jr., G, UCLA

SIXTH MAN OF THE YEAR: Alonzo Verge Jr., Jr., G, ARIZONA STATE

SCHOLAR-ATHLETE OF THE YEAR: Stone Gettings, Sr., F, ARIZONA

JOHN R. WOODEN COACH OF THE YEAR: Mick Cronin, UCLA

PAC-12 WINTER ACADEMIC HONOR ROLL

Any student-athlete with a cumulative GPA of 3.3 or above, and who has served at least one year in residence at the institution, is eligible to receive all-academic honors. There is no longer a selection process to determine all-academic teams for each sport. Any student-athlete who qualifies will be named to the Pac-12 Academic Honor Roll during the season in which he competes.

Stone Gettings, ARIZ	Master's in Accounting	Kodye Pugh, STAN	Film & Media Studies
Grant Fogerty, ASU	Economics	Isaac White, STAN	Sociology
Mickey Mitchell, ASU	Liberal Studies	Bryce Wills, STAN	Undeclared
Jacob Orender, CAL	Master of Education, Cultural	Alex Olesinski, UCLA	Education
	Studies of Sport in Education	Russell Stong, UCLA	Mechanical Engineering
	Integrative Physiology	Riley Battin, UTAH	Business Administration
	Economics	Brooks King, UTAH	Finance
Aidan McQuade, COLO	Business Information Systems	Marc Reininger, UTAH	Mechanical Engineering
Frank Ryder, COLO	Digital Communication Arts	Jason Crandall, WASH	Business Admin: Marketing
Zach Reichle, OSU	Undeclared	Jonah Geron, WASH	Pre-Major
Ethan Thompson, OSU	Undeclared	Travis Rice, WASH	Communication
Daniel Begovich, STAN	Undeclared	Aljaz Kunc, WSU	Business
Sam Beskind, STAN	Undeclared	Jeff Pollard, WSU	MBA
Oscar da Silva, STAN	Biology		
Keenan Fitzmorris, STAN	Undeclared		
Lukas Kisunas, STAN	Undeclared		



FINAL POLLS

AP

Table with 3 columns: Rank, Team, and AP Poll Score. Lists 25 teams including Kansas, Gonzaga, Dayton, Florida State, Baylor, San Diego State, Creighton, Kentucky, Michigan State, Villanova, Duke, Maryland, Oregon, Louisville, Seton Hall, Virginia, Wisconsin, BYU, Ohio State, Auburn, Illinois, Houston, Butler, West Virginia, and Iowa.

Others Receiving votes:

33 ARIZONA

T36 USC

T39 UCLA

T41 UTAH

ESPN/USA Today Coaches

Table with 3 columns: Rank, Team, and Coach Poll Score. Lists 25 teams including Kansas, Gonzaga, Dayton, Florida State, San Diego State, Kentucky, Duke, Villanova, Creighton, Maryland, Michigan State, Louisville, Oregon, Seton Hall, BYU, Virginia, Ohio State, Wisconsin, Auburn, Butler, Illinois, Houston, West Virginia, and Iowa.

Others Receiving Votes:

29 ARIZONA

T35 USC

T39 COLORADO

T39 UCLA

PAC-12 VS:

Table showing conference records for various divisions: America East, American Athletic, Atlantic Coast, Atlantic Sun, Atlantic 10, Big East, Big Sky, Big South, Big Ten, Big 12, Big West, Colonial Athletic, Conference USA, Horizon League, Independents, Ivy League, Metro Atlantic Athletic, Mid-American, Mid-Eastern, Missouri Valley, Mountain West, Northeast, Ohio Valley, Pac-12, Patriot League, Southeastern, Southern, Southland, Southwestern Athletic, Summit League, Sun Belt, West Coast, and Western Athletic. Includes totals for Div. I, Non-Div. I, and ALL.

DOUBLE-DOUBLES

Table listing players and their teams who achieved double-doubles. Includes names like Nnaji, Zeke, Stewart, Isaiah, Bey, Tyler, Okongwu, Onyeka, Rakocevic, Nick, Elleby, CJ, White, Romello, Allen, Timmy, Tinkle, Tres, Wright, McKinley, da Silva, Oscar, Battey, Evan, Hill, Jalen, McDaniels, Jaden, Smith, Chris, Terry, Tyrell, Anticevich, Grant, Campbell, Tyger, Mannion, Nico, Okoro, Francis, Pritchard, Payton, Jaquez Jr., Jaime, Thompson, Ethan, Battin, Riley, Siewert, Lucas, Riley, Cody, Utomi, Daniel, Bonton, Isaac, Carlson, Branden, Bradley, Matt, Duarte, Chris, Miller, Tony, Markovetsky, Volodymyr, Kelly, Andre, Juiston, Shakur, Jones, Rylan, Gettings, Stone, Carter, Nahziah, Lawson, Chandler, Davis, Daejon, Martin, Remy, Harris-Dyson, and Juhwan.

() - career totals

* - Includes triple-double

PAC-12 WEEKLY AWARDS

PLAYER OF THE WEEK

Table listing Player of the Week for each week from 11/11 to 3/9. Includes names like Tres Tinkle, Nick Rakocevic, Onyeka Okongwu, Remy Martin, Timmy Allen, Payton Pritchard, Chris Duarte, McKinley Wright IV, Matt Bradley, CJ Elleby, Chris Duarte Jr., Oscar da Silva, CJ Elleby Jr., Remy Martin Jr., Payton Pritchard Sr., Matt Bradley Sr., and Both Gach.

FRESHMAN OF THE WEEK

Table listing Freshman of the Week for each week from 11/11 to 3/9. Includes names like Zeke Nnaji, Onyeka Okongwu, Nico Mannion, Isaiah Stewart, Tyrell Terry, Zeke Nnaji, Rylan Jones, Jaime Jaquez Jr., Branden Carlson, Zeke Nnaji, Tyger Campbell, Tyrell Terry, and Jaden McDaniels.

2019-20 HOME ATTENDANCE

Table showing home attendance statistics for each school. Columns: School (Arena Cap.), Games, Att., Avg., and Cap. Pct. Includes schools like ARIZ, ASU, CAL, COLO, ORE, OSU, STAN, UCLA, USC, UTAH, WASH, and WSU.

SCORING

	Cl	G	FG	3FG	FT	Pts	Avg/G
1. Pritchard, Payton - ORE	SR	31	216	88	115	635	20.48
2. Martin, Remy - ASU	JR	31	204	63	122	593	19.13
3. Tinkle, Tres - OSU	SR	31	188	51	145	572	18.45
4. Elleby, CJ - WSU	SO	32	197	74	121	589	18.41
5. Bradley, Matt - CAL	SO	32	181	66	131	559	17.47
6. Allen, Timmy - UTAH	SO	31	189	8	151	537	17.32
7. Stewart, Isaiah - WASH	FR	32	192	5	154	543	16.97
8. Okongwu, Onyeka - USC	FR	28	175	1	103	454	16.21
9. Nnaji, Zeke - ARIZ	FR	32	179	5	152	515	16.09
10. da Silva, Oscar - STAN	JR	31	187	13	101	488	15.74
11. Bonton, Isaac - WSU	JR	28	144	50	90	428	15.29
12. Thompson, Ethan - OSU	JR	31	160	44	95	459	14.81
13. Terry, Tyrell - STAN	FR	31	147	62	98	454	14.65
14. Verge Jr., Alonzo - ASU	JR	28	158	22	70	408	14.57
15. Wright, McKinley - COLO	JR	32	163	39	95	460	14.38
16. Mannion, Nico - ARIZ	FR	32	144	53	106	447	13.97
17. Bey, Tyler - COLO	JR	31	140	13	136	429	13.84
18. Mathews, Jonah - USC	SR	31	135	69	77	416	13.42
19. Smith, Chris - UCLA	JR	31	138	30	100	406	13.10
20. McDaniels, Jaden - WASH	FR	31	136	43	87	402	12.97

REBOUNDING

	Cl	G	OFF	DEF	TOT	Avg/G
1. Bey, Tyler - COLO	JR	31	62	218	280	9.03
2. White, Romello - ASU	JR	30	81	184	265	8.83
3. Stewart, Isaiah - WASH	FR	32	88	193	281	8.78
4. Okongwu, Onyeka - USC	FR	28	92	150	242	8.64
5. Nnaji, Zeke - ARIZ	FR	32	99	177	276	8.63
6. Rakocevic, Nick - USC	SR	31	80	178	258	8.32
7. Elleby, CJ - WSU	SO	32	39	212	251	7.84
8. Allen, Timmy - UTAH	SO	31	45	180	225	7.26
9. Hill, Jalen - UCLA	JR	30	75	133	208	6.93
10. Tinkle, Tres - OSU	SR	31	41	171	212	6.84
11. da Silva, Oscar - STAN	JR	31	55	142	197	6.35
12. Juiston, Shakur - ORE	SR	26	51	113	164	6.31
13. Batten, Evan - COLO	JR	32	84	104	188	5.88
14. McDaniels, Jaden - WASH	FR	31	34	146	180	5.81
15. Wright, McKinley - COLO	JR	32	39	144	183	5.72
16. Duarte, Chris - ORE	JR	28	42	115	157	5.61
17. Anticevich, Grant - CAL	JR	32	33	146	179	5.59
18. Kelly, Andre - CAL	SO	32	48	130	178	5.56
19. Smith, Chris - UCLA	JR	31	50	116	166	5.35
20. Moble, Isaiah - USC	FR	31	48	116	164	5.29
Kelley, Kylor - OSU	SR	31	52	112	164	5.29

FIELD GOAL PCT (Min. 3.0 made per game)

	Cl	G	FG	FGA	Pct
1. Okongwu, Onyeka - USC	FR	28	175	284	.616
2. Kelley, Kylor - OSU	SR	31	134	222	.604
3. da Silva, Oscar - STAN	JR	31	187	328	.570
4. Nnaji, Zeke - ARIZ	FR	32	179	314	.570
5. Stewart, Isaiah - WASH	FR	32	192	337	.570
6. White, Romello - ASU	JR	30	112	197	.569
7. Carlson, Branden - UTAH	SO	30	90	164	.549
8. Kelly, Andre - CAL	SO	32	99	181	.547
9. Bey, Tyler - COLO	JR	31	140	264	.530
10. Batten, Evan - COLO	JR	32	102	194	.526

ASSISTS

	Cl	G	Asst	Avg/G
1. Pritchard, Payton - ORE	SR	31	172	5.55
2. Mannion, Nico - ARIZ	FR	32	169	5.28
3. Campbell, Tyger - UCLA	SO	31	156	5.03
4. Wright, McKinley - COLO	JR	32	159	4.97
5. Thompson, Ethan - OSU	JR	31	140	4.52
6. Jones, Rylan - UTAH	FR	28	125	4.46
7. Anderson, Ethan - USC	FR	31	131	4.23
8. Martin, Remy - ASU	JR	31	127	4.10
9. Bonton, Isaac - WSU	JR	28	112	4.00
10. Davis, Daejon - STAN	JR	32	117	3.66

FREE THROW PCT (Min. 2.0 made per game)

	Cl	G	FTM	FTA	Pct
1. Terry, Tyrell - STAN	FR	31	98	110	.891
2. Bradley, Matt - CAL	SO	32	131	151	.868
3. Jones, Rylan - UTAH	FR	28	63	73	.863
4. Austin, Paris - CAL	SR	32	106	126	.841
5. Smith, Chris - UCLA	JR	31	100	119	.840
6. Bonton, Isaac - WSU	JR	28	90	108	.833
7. Elleby, CJ - WSU	SO	32	121	147	.823
8. Pritchard, Payton - ORE	SR	31	115	140	.821
9. Tinkle, Tres - OSU	SR	31	145	179	.810
10. Mannion, Nico - ARIZ	FR	32	106	133	.797

STEALS

	Cl	G	Stls	Avg/G
1. Elleby, CJ - WSU	SO	32	56	1.75
2. Tinkle, Tres - OSU	SR	31	54	1.74
3. Davis, Daejon - STAN	JR	32	55	1.72
4. Duarte, Chris - ORE	JR	28	47	1.68
5. Bey, Tyler - COLO	JR	31	48	1.55
6. Green, Josh - ARIZ	FR	30	46	1.53
7. Pritchard, Payton - ORE	SR	31	47	1.52
8. Martin, Remy - ASU	JR	31	47	1.52
9. Bey, Jamal - WASH	JR	32	48	1.50
10. Jones, Rylan - UTAH	FR	28	41	1.46

3-POINT FG PCT (Min. 1.0 made per game)

	Cl	G	3FG	FGA	Pct
1. Richardson, Will - ORE	SO	31	38	81	.469
2. Mathis, Anthony - ORE	SR	31	69	152	.454
3. Jones, Spencer - STAN	FR	32	81	188	.431
4. Plummer, Alfonso - UTAH	JR	26	50	119	.420
5. Pritchard, Payton - ORE	SR	31	88	212	.415
6. Terry, Tyrell - STAN	FR	31	62	152	.408
7. Kyman, Jake - UCLA	FR	26	31	77	.403
8. Jones, Rylan - UTAH	FR	28	49	127	.386
9. Siewert, Lucas - COLO	SR	32	49	127	.386
10. Bradley, Matt - CAL	SO	32	66	172	.384

3-POINT FG MADE

	Cl	G	3FG	Avg/G
1. Pritchard, Payton - ORE	SR	31	88	2.84
2. Jones, Spencer - STAN	FR	32	81	2.53
3. Edwards, Rob - ASU	SR	31	73	2.35
4. Elleby, CJ - WSU	SO	32	74	2.31
5. Mathews, Jonah - USC	SR	31	69	2.23
6. Mathis, Anthony - ORE	SR	31	69	2.23
7. Bradley, Matt - CAL	SO	32	66	2.06
8. Martin, Remy - ASU	JR	31	63	2.03
9. Terry, Tyrell - STAN	FR	31	62	2.00
10. Plummer, Alfonso - UTAH	JR	26	50	1.92

BLOCKED SHOTS

	Cl	G	Blks	Avg/G
1. Kelley, Kylor - OSU	SR	31	107	3.45
2. Okongwu, Onyeka - USC	FR	28	76	2.71
3. Stewart, Isaiah - WASH	FR	32	66	2.06
4. Carlson, Branden - UTAH	SO	30	43	1.43
5. McDaniels, Jaden - WASH	FR	31	43	1.39
6. White, Romello - ASU	JR	30	35	1.17
7. Bey, Tyler - COLO	JR	31	36	1.16
8. Hill, Jalen - UCLA	JR	30	32	1.07
9. Graham, Jalen - ASU	FR	28	29	1.04
10. Rakocevic, Nick - USC	SR	31	30	0.97

ASSIST/TURNOVER RATIO (Min. 3.0 assists/game)

	Cl	G	Asst	Turn	Ratio
1. Campbell, Tyger - UCLA	FR	31	156	56	2.79
2. Mannion, Nico - ARIZ	FR	32	169	82	2.06
3. Pritchard, Payton - ORE	SR	31	172	85	2.02
4. Anderson, Ethan - USC	FR	31	131	77	1.70
5. Wright, McKinley - COLO	JR	32	159	96	1.66
6. Thompson, Ethan - OSU	JR	31	140	85	1.65
7. Jones, Rylan - UTAH	FR	28	125	76	1.64
8. Tinkle, Tres - OSU	SR	31	98	70	1.40
9. Davis, Daejon - STAN	JR	32	117	84	1.39
10. Martin, Remy - ASU	JR	31	127	96	1.32

MINUTES PLAYED

	Cl	G	Mins	Avg/G
1. Pritchard, Payton - ORE	SR	31	1133	36.55
2. Allen, Timmy - UTAH	SO	31	1104	35.63
3. Thompson, Ethan - OSU	JR	31	1096	35.37
4. Wright, McKinley - COLO	JR	32	1118	34.93
5. Tinkle, Tres - OSU	SR	31	1068	34.45
6. Martin, Remy - ASU	JR	31	1050	33.86
7. Elleby, CJ - WSU	SO	32	1070	33.43
8. Bradley, Matt - CAL	SO	32	1061	33.16
9. Bonton, Isaac - WSU	JR	28	918	32.79
10. Davis, Daejon - STAN	JR	32	1049	32.78



SCORING OFFENSE

	G	W-L	Pts	Avg/G
1. Arizona	32	21-11	2445	76.41
2. Oregon	31	24-7	2352	75.87
3. Arizona State	31	20-11	2288	73.81
4. Oregon State	31	18-13	2207	71.19
5. Utah	31	16-15	2199	70.94
6. Colorado	32	21-11	2268	70.88
7. Washington	32	15-17	2259	70.59
8. USC	31	22-9	2179	70.29
9. Washington State	32	16-16	2235	69.84
10. Stanford	32	20-12	2223	69.47
11. UCLA	31	19-12	2153	69.45
12. California	32	14-18	2023	63.22

SCORING DEFENSE

	G	Pts	Avg/G
1. Stanford	32	2000	62.50
2. Colorado	32	2057	64.28
3. Arizona	32	2090	65.31
4. USC	31	2046	66.00
5. Washington	32	2126	66.44
6. Oregon	31	2069	66.74
7. UCLA	31	2079	67.06
8. Oregon State	31	2097	67.65
9. California	32	2210	69.06
10. Washington State	32	2229	69.66
11. Utah	31	2180	70.32
12. Arizona State	31	2184	70.45

SCORING MARGIN

	G	OFF	DEF	Margin
1. Arizona	32	76.41	65.31	+11.09
2. Oregon	31	75.87	66.74	+9.13
3. Stanford	32	69.47	62.50	+6.97
4. Colorado	32	70.88	64.28	+6.59
5. USC	31	70.29	66.00	+4.29
6. Washington	32	70.59	66.44	+4.16
7. Oregon State	31	71.19	67.65	+3.55
8. Arizona State	31	73.81	70.45	+3.35
9. UCLA	31	69.45	67.06	+2.39
10. Utah	31	70.94	70.32	+0.61
11. Washington State	32	69.84	69.66	+0.19
12. California	32	63.22	69.06	-5.84

FREE THROW PCT

	G	FTM	FTA	Pct
1. Oregon State	31	486	647	.751
2. Washington State	32	446	600	.743
3. California	32	447	606	.738
4. Colorado	32	473	643	.736
5. Arizona	32	512	699	.732
6. Utah	31	446	611	.730
7. Washington	32	483	669	.722
8. UCLA	31	465	648	.718
9. Stanford	32	376	535	.703
10. Oregon	31	369	527	.700
11. Arizona State	31	429	617	.695
12. USC	31	417	630	.662

FIELD GOAL PERCENTAGES

	G	FG	FGA	Pct
1. Oregon	31	857	1825	.470
2. Stanford	32	810	1726	.469
3. Oregon State	31	766	1667	.460
4. Utah	31	767	1707	.449
5. Arizona	32	850	1905	.446
6. Washington	32	778	1763	.441
7. USC	31	781	1780	.439
8. Colorado	32	777	1778	.437
9. UCLA	31	751	1732	.434
10. Arizona State	31	816	1904	.429
11. California	32	708	1681	.421
12. Washington State	32	776	1953	.397

FIELD GOAL PCT DEFENSE

	G	FG	FGA	Pct
1. Washington	32	732	1920	.381
2. USC	31	723	1881	.384
3. Arizona	32	708	1797	.394
4. Stanford	32	707	1766	.400
5. Oregon	31	724	1780	.407
6. Colorado	32	758	1830	.414
7. Arizona State	31	769	1796	.428
8. UCLA	31	710	1656	.429
9. California	32	748	1741	.430
10. Oregon State	31	744	1727	.431
11. Utah	31	818	1857	.440
12. Washington State	32	820	1826	.449

3-POINT FG PCT

	G	FG	FGA	Pct
1. Oregon	31	269	680	.396
2. Stanford	32	227	608	.373
3. Arizona	32	233	661	.352
4. Colorado	32	241	687	.351
5. USC	31	200	571	.350
6. California	32	160	477	.335
7. Utah	31	219	653	.335
8. Washington	32	220	677	.325
9. Oregon State	31	189	582	.325
10. UCLA	31	186	576	.323
11. Arizona State	31	227	703	.323
12. Washington State	32	237	768	.310

3-POINT FG PCT DEFENSE

	G	FG	FGA	Pct
1. Stanford	32	195	659	.296
2. Arizona	32	211	677	.312
3. Washington	32	229	734	.312
4. USC	31	232	741	.313
5. Washington State	32	184	584	.315
6. Oregon	31	236	723	.326
7. Arizona State	31	227	686	.331
8. Colorado	32	201	588	.342
9. Oregon State	31	218	628	.347
10. Utah	31	231	656	.352
11. California	32	240	661	.363
12. UCLA	31	235	627	.375

REBOUNDING OFFENSE

	G	Reb	Avg/G
1. USC	31	1194	38.52
2. Arizona	32	1198	37.44
3. Colorado	32	1185	37.03
4. UCLA	31	1136	36.65
5. Washington State	32	1165	36.41
6. Arizona State	31	1119	36.10
7. Utah	31	1111	35.84
8. Washington	32	1131	35.34
9. Oregon	31	1094	35.29
10. California	32	1046	32.69
11. Oregon State	31	1009	32.55
12. Stanford	32	1039	32.47

REBOUNDING DEFENSE

	G	Reb	Avg/G
1. UCLA	31	961	31.00
2. Colorado	32	1019	31.84
3. California	32	1059	33.09
4. Utah	31	1028	33.16
5. Oregon	31	1032	33.29
6. Oregon State	31	1034	33.35
7. Arizona	32	1083	33.84
8. Stanford	32	1093	34.16
9. USC	31	1088	35.10
10. Washington	32	1145	35.78
11. Washington State	32	1189	37.16
12. Arizona State	31	1191	38.42

REBOUNDING MARGIN

	G	TEAM	OPP	Margin
1. UCLA	31	36.65	31.00	+5.65
2. Colorado	32	37.03	31.84	+5.19
3. Arizona	32	37.44	33.84	+3.59
4. USC	31	38.52	35.10	+3.42
5. Utah	31	35.84	33.16	+2.68
6. Oregon	31	35.29	33.29	+2.00
7. California	32	32.69	33.09	-0.41
8. Washington	32	35.34	35.78	-0.44
9. Washington State	32	36.41	37.16	-0.75
10. Oregon State	31	32.55	33.35	-0.81
11. Stanford	32	32.47	34.16	-1.69
12. Arizona State	31	36.10	38.42	-2.32

BLOCKED SHOTS

	G	Blocks	Avg/G
1. Washington	32	192	6.00
2. USC	31	152	4.90
3. Oregon State	31	151	4.87
4. Stanford	32	119	3.72
4. Arizona	32	119	3.72
6. UCLA	31	105	3.39
7. Arizona State	31	104	3.35
8. Oregon	31	102	3.29
9. Colorado	32	97	3.03
10. Utah	31	86	2.77
11. Washington State	32	85	2.66
12. California	32	80	2.50

ASSISTS

	G	Assists	Avg/G
1. Arizona	32	492	15.38
2. Oregon State	31	455	14.68
3. Oregon	31	446	14.39
4. Utah	31	434	14.00
5. USC	31	430	13.87
6. Colorado	32	422	13.19
7. Stanford	32	414	12.94
8. UCLA	31	401	12.94
9. Washington	32	399	12.47
10. Washington State	32	370	11.56
11. Arizona State	31	345	11.13
12. California	32	294	9.19

STEALS

	G	Steals	Avg/G
1. Arizona State	31	249	8.03
2. Oregon	31	241	7.77
3. Washington	32	236	7.38
4. Stanford	32	218	6.81
4. Washington State	32	218	6.81
6. Arizona	32	216	6.75
7. UCLA	31	208	6.71
8. USC	31	207	6.68
9. Oregon State	31	192	6.19
10. Colorado	32	183	5.72
11. Utah	31	170	5.48
12. California	32	129	4.03

TURNOVER MARGIN

	G	TEAM	OPP	Margin
1. Arizona State	31	13.23	16.42	+3.19
2. Washington State	32	12.31	15.00	+2.69
2. Arizona	32	11.88	14.56	+2.69
4. Oregon	31	11.87	13.52	+1.65
5. Stanford	32	14.34	15.56	+1.22
6. Oregon State	31	11.55	12.39	+0.84
7. Colorado	32	13.19	13.28	+0.09
8. UCLA	31	13.26	13.03	-0.23
9. California	32	12.81	11.50	-1.31
10. Utah	31	13.55	12.19	-1.35
11. Washington	32	15.09	13.69	-1.41
12. USC	31	14.45	12.84	-1.61

ASSIST/TURNOVER RATIO

	G	Asst	Turn	Ratio
1. Arizona	32	15.38	11.88	1.29
2. Oregon State	31	14.68	11.55	1.27
3. Oregon	31	14.39	11.87	1.21
4. Utah	31	14.00	13.55	1.03
5. Colorado	32	13.19	13.19	1.00
6. UCLA	31	12.94	13.26	0.98
7. USC	31	13.87	14.45	0.96
8. Washington State	32	11.56	12.31	0.94
9. Stanford	32	12.94	14.34	0.90
10. Arizona State	31	11.13	13.23	0.84
11. Washington	32	12.47	15.09	0.83
12. California	32	9.19	12.81	0.72

OFFENSIVE REBOUNDS

	G	No.	Avg/G
1. UCLA	31	370	11.94
2. Arizona	32	349	10.91
3. Washington State	32	347	10.84
4. Oregon	31	336	10.84
5. USC	31	333	10.74
6. Colorado	32	325	10.16
7. Arizona State	31	313	10.10
8. Utah	31	297	9.58
9. Washington	32	284	8.88
10. Oregon State	31	263	8.48
11. California	32	261	8.16
12. Stanford	32	220	6.88

DEFENSIVE REBOUNDS

	G	No.	Avg/G
1. USC	31	861	27.77
2. Colorado	32	860	26.88
3. Arizona	32	849	26.53
4. Washington	32	847	26.47
5. Utah	31	814	26.26
6. Arizona State	31	806	26.00
7. Stanford	32	819	25.59
8. Washington State	32	818	25.56
9. UCLA	31	766	24.71
10. California	32	785	24.53
11. Oregon	31	758	24.45
12. Oregon State	31	746	24.06

3-POINT FG MADE

	G	3FG	Avg/G
1. Oregon	31	269	8.68
2. Colorado	32	241	7.53
3. Washington State	32	237	7.41
4. Arizona State	31	227	7.32
5. Arizona	32	233	7.28
6. Stanford	32	227	7.09
7. Utah	31	219	7.06
8. Washington	32	220	6.88
9. USC	31	200	6.45
10. Oregon State	31	189	6.10
11. UCLA	31	186	6.00
12. California	32	160	5.00



Payton Pritchard, OREGON
Pac-12 Scoring Leader - 20.5 ppg



Payton Pritchard, OREGON
Pac-12 Assists Leader - 5.6 apg



SCORING

	CI	G	FG	3FG	FT	Pts	Avg/G
1. Pritchard, Payton - ORE	SR	18	132	61	70	395	21.94
2. Martin, Remy - ASU	JR	18	123	43	71	360	20.00
3. Bradley, Matt - CAL	SO	18	105	41	63	314	17.44
4. Bonton, Isaac - WSU	JR	15	84	27	62	257	17.13
5. Tinkle, Tres - OSU	SR	18	96	23	93	308	17.11
6. Elleby, CJ - WSU	SO	18	96	44	62	298	16.56
7. Nnaji, Zeke - ARIZ	FR	18	98	4	89	289	16.06
8. Wright, McKinley - COLO	JR	18	98	24	53	273	15.17
9. Okongwu, Onyeka - USC	FR	16	92	1	57	242	15.13
10. Allen, Timmy - UTAH	SO	18	93	4	82	272	15.11
11. da Silva, Oscar - STAN	JR	17	101	7	45	254	14.94
12. Terry, Tyrell - STAN	FR	18	81	39	65	266	14.78
13. Stewart, Isaiah - WASH	FR	18	87	4	86	264	14.67
14. Bey, Tyler - COLO	JR	17	87	7	67	248	14.59
15. Smith, Chris - UCLA	JR	18	89	22	62	262	14.56
16. Thompson, Ethan - OSU	JR	18	92	25	49	258	14.33
17. Verge Jr., Alonzo - ASU	JR	18	98	15	45	256	14.22
18. Mathews, Jonah - USC	SR	18	80	39	56	255	14.17
19. Mannion, Nico - ARIZ	FR	18	77	29	60	243	13.50
20. Duarte, Chris - ORE	JR	15	69	24	39	201	13.40

REBOUNDING

	CI	G	OFF	DEF	TOT	Avg/G
1. Nnaji, Zeke - ARIZ	FR	18	60	105	165	9.17
2. Bey, Tyler - COLO	JR	17	28	122	150	8.82
3. Elleby, CJ - WSU	SO	18	23	131	154	8.56
Stewart, Isaiah - WASH	FR	18	47	107	154	8.56
5. Okongwu, Onyeka - USC	FR	16	54	80	134	8.38
6. Rakocevic, Nick - USC	SR	18	42	104	146	8.11
7. White, Romello - ASU	JR	18	43	101	144	8.00
8. Allen, Timmy - UTAH	SO	18	30	100	130	7.22
9. Tinkle, Tres - OSU	SR	18	25	97	122	6.78
10. da Silva, Oscar - STAN	JR	17	35	79	114	6.71
11. Hill, Jalen - UCLA	SO	17	34	72	106	6.24
12. Juiston, Shakur - ORE	SR	18	32	80	112	6.22
13. Duarte, Chris - ORE	JR	15	23	69	92	6.13
14. Smith, Chris - UCLA	JR	18	37	72	109	6.06
15. McDaniels, Jaden - WASH	FR	17	22	80	102	6.00
16. Wright, McKinley - COLO	JR	18	20	86	106	5.89
17. Kelley, Kylor - OSU	SR	18	35	70	105	5.83
Kelly, Andre - CAL	SO	18	33	72	105	5.83
19. Anticevich, Grant - CAL	JR	18	19	80	99	5.50
20. Battey, Evan - COLO	SO	18	47	48	95	5.28

FIELD GOAL PCT (Min. 3.0 made per game)

	CI	G	FG	FGA	Pct
1. Okongwu, Onyeka - USC	FR	16	92	151	.609
2. Kelley, Kylor - OSU	SR	18	79	133	.594
3. da Silva, Oscar - STAN	JR	17	101	181	.558
4. Kelly, Andre - CAL	SO	18	54	97	.557
5. Carlson, Branden - UTAH	FR	18	57	106	.538
6. Bey, Tyler - COLO	JR	17	87	163	.534
7. Battey, Evan - COLO	SO	18	58	109	.532
8. Juiston, Shakur - ORE	SR	18	59	112	.527
9. Stewart, Isaiah - WASH	FR	18	87	169	.515
10. Wills, Bryce - STAN	JR	17	63	123	.512

ASSISTS

	CI	G	Assts	Avg/G
1. Wright, McKinley - COLO	JR	18	103	5.72
2. Campbell, Tyger - UCLA	FR	18	101	5.61
3. Pritchard, Payton - ORE	SR	18	91	5.06
4. Mannion, Nico - ARIZ	FR	18	86	4.78
5. Bonton, Isaac - WSU	JR	15	70	4.67
6. Thompson, Ethan - OSU	JR	18	79	4.39
7. Martin, Remy - ASU	JR	18	74	4.11
8. Jones, Rylan - UTAH	FR	17	69	4.06
9. Davis, Daejon - STAN	JR	18	69	3.83
10. Anderson, Ethan - USC	FR	18	59	3.28

FREE THROW PCT (Min. 2.0 made per game)

	CI	G	FTM	FTA	Pct
1. Terry, Tyrell - STAN	FR	18	65	72	.903
2. Pritchard, Payton - ORE	SR	18	70	79	.886
3. Bonton, Isaac - WSU	JR	15	62	70	.886
4. Bradley, Matt - CAL	SO	18	63	72	.875
5. Tinkle, Tres - OSU	SR	18	93	108	.861
6. Jones, Rylan - UTAH	FR	17	36	42	.857
7. Austin, Paris - CAL	SR	18	73	86	.849
8. Jaquez Jr., Jaime - UCLA	FR	18	44	52	.846
9. Reichle, Zach - OSU	JR	18	36	43	.837
10. Elleby, CJ - WSU	SO	18	62	75	.827

STEALS

	CI	G	Stls	Avg/G
1. Duarte, Chris - ORE	JR	15	35	2.33
2. Mathews, Jonah - USC	SR	18	30	1.67
3. Jones, Rylan - UTAH	FR	17	28	1.65
4. Davis, Daejon - STAN	JR	18	29	1.61
Elleby, CJ - WSU	SO	18	29	1.61
Tinkle, Tres - OSU	SR	18	29	1.61
7. Allen, Timmy - UTAH	SO	18	28	1.56
8. Edwards, Rob - ASU	SR	18	26	1.44
Carter, Nahziah - WASH	JR	18	26	1.44
Jaquez Jr., Jaime - UCLA	FR	18	26	1.44

3-POINT FG PCT (Min. 1.0 made per game)

	CI	G	3FG	FGA	Pct
1. Tsohonis, Marcus - WASH	FR	15	20	47	.426
2. Terry, Tyrell - STAN	FR	18	39	92	.424
3. Pritchard, Payton - ORE	SR	18	61	144	.424
4. Plummer, Alfonso - UTAH	JR	16	27	64	.422
Kyman, Jake - UCLA	FR	17	27	64	.422
6. White, Isaac - STAN	JR	18	19	46	.413
7. Mathis, Anthony - ORE	SR	18	33	80	.413
8. Hazzard, Max - ARIZ	SR	15	20	49	.408
9. Jones, Spencer - STAN	FR	18	43	106	.406
10. Richardson, Will - ORE	SO	18	21	52	.404

3-POINT FG MADE

	CI	G	3FG	Avg/G
1. Pritchard, Payton - ORE	SR	18	61	3.39
2. Edwards, Rob - ASU	SR	18	53	2.94
3. Elleby, CJ - WSU	SO	18	44	2.44
4. Martin, Remy - ASU	JR	18	43	2.39
Jones, Spencer - STAN	FR	18	43	2.39
6. Bradley, Matt - CAL	SO	18	41	2.28
7. Mathews, Jonah - USC	SR	18	39	2.17
Terry, Tyrell - STAN	FR	18	39	2.17
9. Smith, Dylan - ARIZ	SR	18	34	1.89
10. Mathis, Anthony - ORE	SR	18	33	1.83

BLOCKED SHOTS

	CI	G	Blks	Avg/G
1. Kelley, Kylor - OSU	SR	18	53	2.94
2. Stewart, Isaiah - WASH	FR	18	44	2.44
3. Okongwu, Onyeka - USC	FR	16	38	2.38
4. Carlson, Branden - UTAH	FR	18	34	1.89
5. McDaniels, Jaden - WASH	FR	17	27	1.59
6. White, Romello - ASU	JR	18	21	1.17
7. Elleby, CJ - WSU	SO	18	18	1.00
Rakocevic, Nick - USC	SR	18	18	1.00
da Silva, Oscar - STAN	JR	17	17	1.00
Bey, Tyler - COLO	JR	17	17	1.00
Hill, Jalen - UCLA	SO	17	17	1.00

ASSIST/TURNOVER RATIO (Min. 3.0 assists/game)

	CI	G	Asst	Turn	Ratio
1. Campbell, Tyger - UCLA	FR	18	101	29	3.48
2. Wright, McKinley - COLO	JR	18	103	54	1.91
3. Pritchard, Payton - ORE	SR	18	91	48	1.90
4. Mannion, Nico - ARIZ	FR	18	86	50	1.72
5. Thompson, Ethan - OSU	JR	18	79	54	1.46
6. Davis, Daejon - STAN	JR	18	69	48	1.44
7. Jones, Rylan - UTAH	FR	17	69	50	1.38
8. Anderson, Ethan - USC	FR	18	59	46	1.28
9. Martin, Remy - ASU	JR	18	74	59	1.25
10. Terry, Tyrell - STAN	FR	18	57	49	1.16

MINUTES PLAYED

	CI	G	Mins	Avg/G
1. Pritchard, Payton - ORE	SR	18	688	38.23
2. Allen, Timmy - UTAH	SO	18	670	37.21
3. Wright, McKinley - COLO	JR	18	644	35.79
4. Thompson, Ethan - OSU	JR	18	640	35.58
5. Tinkle, Tres - OSU	SR	18	639	35.53
6. Martin, Remy - ASU	JR	18	630	35.01
7. Bonton, Isaac - WSU	JR	15	519	34.61
8. Elleby, CJ - WSU	SO	18	616	34.23
9. Terry, Tyrell - STAN	FR	18	616	34.21
10. Bradley, Matt - CAL	SO	18	608	33.78

SCORING OFFENSE

	G	W-L	Pts	Avg/G
1. Arizona State	18	11-7	1314	73.00
2. Oregon	18	13-5	1308	72.67
3. Arizona	18	10-8	1280	71.11
4. Colorado	18	10-8	1267	70.39
5. Stanford	18	9-9	1232	68.44
6. Washington	18	5-13	1221	67.83
7. UCLA	18	12-6	1210	67.22
8. Washington State	18	6-12	1201	66.72
9. USC	18	11-7	1196	66.44
10. Oregon State	18	7-11	1195	66.39
11. Utah	18	7-11	1179	65.50
12. California	18	7-11	1104	61.33

SCORING DEFENSE

	G	Pts	Avg/G
1. USC	18	1157	64.28
2. Arizona	18	1171	65.06
3. Stanford	18	1173	65.17
4. Colorado	18	1188	66.00
5. UCLA	18	1197	66.50
6. Washington	18	1209	67.17
7. Oregon	18	1211	67.28
8. Oregon State	18	1244	69.11
9. California	18	1252	69.56
10. Utah	18	1277	70.94
11. Arizona State	18	1305	72.50
12. Washington State	18	1323	73.50

SCORING MARGIN

	G	OFF	DEF	Margin
1. Arizona	18	71.11	65.06	+6.06
2. Oregon	18	72.67	67.28	+5.39
3. Colorado	18	70.39	66.00	+4.39
4. Stanford	18	68.44	65.17	+3.28
5. USC	18	66.44	64.28	+2.17
6. UCLA	18	67.22	66.50	+0.72
7. Washington	18	67.83	67.17	+0.67
8. Arizona State	18	73.00	72.50	+0.50
9. Oregon State	18	66.39	69.11	-2.72
10. Utah	18	65.50	70.94	-5.44
11. Washington State	18	66.72	73.50	-6.78
12. California	18	61.33	69.56	-8.22

FREE THROW PCT

	G	FTM	FTA	Pct
1. Oregon State	18	277	354	.782
2. Washington State	18	256	341	.751
3. California	18	247	331	.746
4. Colorado	18	233	315	.740
5. UCLA	18	261	354	.737
6. Oregon	18	204	282	.723
6. Utah	18	238	329	.723
8. Arizona	18	261	364	.717
9. Stanford	18	196	276	.710
10. Washington	18	254	360	.706
11. Arizona State	18	242	346	.699
12. USC	18	228	346	.659

FIELD GOAL PERCENTAGES

	G	FG	FGA	Pct
1. Stanford	18	453	976	.464
2. Colorado	18	449	996	.451
3. Oregon	18	475	1056	.450
4. Oregon State	18	409	940	.435
5. USC	18	429	997	.430
6. Arizona State	18	466	1097	.425
7. UCLA	18	415	981	.423
8. Utah	18	413	984	.420
9. Washington	18	416	998	.417
10. Arizona	18	446	1073	.416
11. California	18	384	963	.399
12. Washington State	18	406	1055	.385

FIELD GOAL PCT DEFENSE

	G	FG	FGA	Pct
1. USC	18	404	1070	.378
2. Washington	18	405	1063	.381
3. Stanford	18	399	988	.404
4. Arizona	18	405	991	.409
5. Oregon	18	420	992	.423
6. Colorado	18	440	1031	.427
7. UCLA	18	411	952	.432
8. Arizona State	18	449	1025	.438
9. California	18	424	951	.446
10. Oregon State	18	440	976	.451
11. Utah	18	476	1040	.458
12. Washington State	18	488	1037	.471

3-POINT FG PCT

	G	FG	FGA	Pct
1. Oregon	18	154	404	.381
2. Stanford	18	130	358	.363
3. USC	18	110	315	.349
4. Colorado	18	136	392	.347
5. UCLA	18	119	354	.336
6. Arizona State	18	140	417	.336
7. Arizona	18	127	379	.335
8. Washington	18	135	414	.326
9. Washington State	18	133	424	.314
10. Utah	18	115	368	.313
11. California	18	89	285	.312
12. Oregon State	18	100	339	.295

3-POINT FG PCT DEFENSE

	G	FG	FGA	Pct
1. USC	18	119	411	.290
2. Stanford	18	106	360	.294
3. Washington	18	123	401	.307
4. Arizona	18	120	379	.317
5. Washington State	18	109	334	.326
6. Arizona State	18	141	410	.344
7. Colorado	18	115	334	.344
8. Oregon	18	139	399	.348
9. Oregon State	18	120	341	.352
10. California	18	134	372	.360
11. UCLA	18	129	349	.370
12. Utah	18	133	359	.370

REBOUNDING OFFENSE

	G	Reb	Avg/G
1. Arizona	18	681	37.83
2. USC	18	677	37.61
3. Colorado	18	637	35.39
3. Arizona State	18	637	35.39
5. Washington	18	633	35.17
6. UCLA	18	627	34.83
7. Washington State	18	622	34.56
8. Oregon	18	612	34.00
9. Utah	18	608	33.78
10. California	18	583	32.39
11. Oregon State	18	560	31.11
12. Stanford	18	553	30.72

REBOUNDING DEFENSE

	G	Reb	Avg/G
1. UCLA	18	565	31.39
2. Colorado	18	574	31.89
3. Oregon State	18	581	32.28
4. Oregon	18	597	33.17
4. California	18	597	33.17
6. Arizona	18	604	33.56
7. Utah	18	612	34.00
8. Stanford	18	628	34.89
9. USC	18	631	35.06
10. Washington State	18	679	37.72
11. Arizona State	18	680	37.78
12. Washington	18	682	37.89

REBOUNDING MARGIN

	G	TEAM	OPP	Margin
1. Arizona	18	37.83	33.56	+4.28
2. Colorado	18	35.39	31.89	+3.50
3. UCLA	18	34.83	31.39	+3.44
4. USC	18	37.61	35.06	+2.56
5. Oregon	18	34.00	33.17	+0.83
6. Utah	18	33.78	34.00	-0.22
7. California	18	32.39	33.17	-0.78
8. Oregon State	18	31.11	32.28	-1.17
9. Arizona State	18	35.39	37.78	-2.39
10. Washington	18	35.17	37.89	-2.72
11. Washington State	18	34.56	37.72	-3.17
12. Stanford	18	30.72	34.89	-4.17

BLOCKED SHOTS

	G	Blocks	Avg/G
1. Washington	18	112	6.22
2. USC	18	83	4.61
3. Oregon State	18	71	3.94
4. Stanford	18	66	3.67
5. Arizona State	18	65	3.61
6. Oregon	18	62	3.44
7. Arizona	18	61	3.39
8. UCLA	18	58	3.22
9. Utah	18	53	2.94
10. Washington State	18	48	2.67
11. Colorado	18	46	2.56
12. California	18	42	2.33

ASSISTS

	G	Assists	Avg/G
1. Arizona	18	252	14.00
2. Oregon	18	247	13.72
3. Colorado	18	242	13.44
4. Oregon State	18	239	13.28
5. Stanford	18	236	13.11
5. Utah	18	236	13.11
7. UCLA	18	223	12.39
8. USC	18	217	12.06
9. Washington	18	208	11.56
10. Washington State	18	202	11.22
11. Arizona State	18	196	10.89
12. California	18	163	9.06

STEALS

	G	Steals	Avg/G
1. Oregon	18	142	7.89
2. Arizona State	18	133	7.39
3. Washington	18	131	7.28
4. UCLA	18	119	6.61
5. Washington State	18	117	6.50
6. Arizona	18	113	6.28
7. Utah	18	110	6.11
7. USC	18	110	6.11
9. Stanford	18	108	6.00
10. Oregon State	18	98	5.44
11. Colorado	18	89	4.94
12. California	18	73	4.06

TURNOVER MARGIN

	G	TEAM	OPP	Margin
1. Arizona State	18	13.50	15.89	+2.39
2. Oregon	18	11.39	13.44	+2.06
3. Arizona	18	11.89	13.50	+1.61
4. Washington State	18	13.22	14.17	+0.94
5. Stanford	18	13.78	14.67	+0.89
6. UCLA	18	13.22	12.89	-0.33
7. Colorado	18	11.94	11.39	-0.56
8. Oregon State	18	11.56	10.83	-0.72
9. Utah	18	13.17	12.17	-1.00
10. California	18	12.44	11.39	-1.06
11. Washington	18	15.17	13.39	-1.78
12. USC	18	14.28	11.83	-2.44



ASSIST/TURNOVER RATIO

	G	Asst	Turn	Ratio
1. Oregon	18	13.72	11.39	1.20
2. Arizona	18	14.00	11.89	1.18
3. Oregon State	18	13.28	11.56	1.15
4. Colorado	18	13.44	11.94	1.13
5. Utah	18	13.11	13.17	1.00
6. Stanford	18	13.11	13.78	0.95
7. UCLA	18	12.39	13.22	0.94
8. Washington State	18	11.22	13.22	0.85
9. USC	18	12.06	14.28	0.84
10. Arizona State	18	10.89	13.50	0.81
11. Washington	18	11.56	15.17	0.76
12. California	18	9.06	12.44	0.73

OFFENSIVE REBOUNDS

	G	No.	Avg/G
1. Arizona	18	210	11.67
2. UCLA	18	202	11.22
3. Oregon	18	190	10.56
4. Arizona State	18	187	10.39
5. USC	18	183	10.17
6. Washington State	18	178	9.89
7. Utah	18	175	9.72
8. Washington	18	173	9.61
9. Colorado	18	165	9.17
10. California	18	157	8.72
11. Oregon State	18	150	8.33
12. Stanford	18	122	6.78

DEFENSIVE REBOUNDS

	G	No.	Avg/G
1. USC	18	494	27.44
2. Colorado	18	472	26.22
3. Arizona	18	471	26.17
4. Washington	18	460	25.56
5. Arizona State	18	450	25.00
6. Washington State	18	444	24.67
7. Utah	18	433	24.06
8. Stanford	18	431	23.94
9. California	18	426	23.67
10. UCLA	18	425	23.61
11. Oregon	18	422	23.44
12. Oregon State	18	410	22.78

3-POINT FG MADE

	G	3FG	Avg/G
1. Oregon	18	154	8.56
2. Arizona State	18	140	7.78
3. Colorado	18	136	7.56
4. Washington	18	135	7.50
5. Washington State	18	133	7.39
6. Stanford	18	130	7.22
7. Arizona	18	127	7.06
8. UCLA	18	119	6.61
9. Utah	18	115	6.39
10. USC	18	110	6.11
11. Oregon State	18	100	5.56
12. California	18	89	4.94



CJ Elleby, WASHINGTON STATE
Pac-12 Steals Leader - 1.8 spg



Kylor Kelley, OREGON STATE
Pac-12 Blocks Leader - 3.5 bpg

TEAM GAME HIGHS

Points	
143	Utah vs Mississippi Val. (11/08/2019)
106	Oregon vs Boise St. (11/09/2019)
Margin	
94 (143-49)	Utah vs Mississippi Val. (11/08/2019)
50 (99-49)	Arizona vs. Omaha (12/11/2019)
Field goals made	
57	Utah vs Mississippi Val. (11/08/2019)
42	Oregon vs Boise St. (11/09/2019)
Field goal attempts	
90	Utah vs Mississippi Val. (11/08/2019)
82	Arizona St. vs Rider (11/17/2019)
Field goal percentage	
.700 (42-60)	Oregon vs Boise St. (11/09/2019)
.646 (31-48)	USC at Oregon St. (01/25/2020)
3-Pt FG made	
17	Colorado vs Iona (12/29/2019)
17	Utah vs Mississippi Val. (11/08/2019)
3-Pt FG attempts	
35	Washington St. vs Omaha (11/21/2019)
34	Colorado at Kansas (12/07/2019)
34	Utah vs Mississippi Val. (11/08/2019)
3-Pt percentage	
.706 (12-17)	Oregon vs California (03/05/2020)
.684 (13-19)	Oregon vs Boise St. (11/09/2019)
Free throws made	
37	Arizona St. vs Prairie View (12/11/2019)
35	Washington vs Montana (11/22/2019)
Free throw attempts	
51	Arizona St. vs Prairie View (12/11/2019)
46	Washington vs Montana (11/22/2019)
Free throw percentage	
1.000 (4-4)	Stanford at Utah (02/06/2020)
.964 (27-28)	Utah vs Ohio (N) (11/22/2019)
Rebounds	
68	Utah vs Mississippi Val. (11/08/2019)
53	Washington St. vs Incarnate Word (12/21/2019)
Assists	
41	Utah vs Mississippi Val. (11/08/2019)
28	Oregon vs Alabama St. (12/29/2019)
Steals	
16	Arizona St. vs Rider (11/17/2019)
15	Washington vs Washington St. (02/28/2020)
15	Oregon vs UCLA (01/26/2020)
15	Arizona vs Long Beach St. (11/24/2019)
Blocked shots	
12	Washington vs Southern California (01/05/2020)
11	Washington vs Oregon (01/18/2020)
11	Washington vs Mount St. Mary's (11/12/2019)
11	Washington vs Baylor (N) (11/08/2019)
11	USC vs Florida A&M (11/05/2019)
Turnovers	
24	USC at Arizona St. (02/08/2020)
23	UCLA at Oregon (01/26/2020)
Fouls	
27	Arizona at UCLA (02/29/2020)
27	Stanford at Colorado (02/08/2020)
27	USC at Arizona (02/06/2020)
27	UCLA at Washington St. (01/04/2020)
27	California vs Harvard (12/29/2019)
27	USC vs Marquette (N) (11/29/2019)
27	California vs Duke (N) (11/21/2019)

INDIVIDUAL PLAYER GAME HIGHS

Points	
43	Verge Jr. , Alonzo (Arizona St.) vs Saint Mary's (CA) (N) (12/18/2019)
38	Pritchard, Payton (Oregon) at Arizona (02/22/2020)
Field goals made	
18	Verge Jr. , Alonzo (Arizona St.) vs Saint Mary's (CA) (N) (12/18/2019)
13	Stewart, Isaiah (Washington) at Hawaii (12/23/2019)
13	Okongwu, Onyeka (USC) vs Long Beach St. (12/15/2019)
13	Martin, Remy (Arizona St.) at Princeton (11/26/2019)
Field goal attempts	
29	Verge Jr. , Alonzo (Arizona St.) vs Saint Mary's (CA) (N) (12/18/2019)
27	Pritchard, Payton (Oregon) at Arizona (02/22/2020)
Field goal percentage	
1.000 (8-8)	Nnaji, Zeke (Arizona) vs San Jose St. (11/14/2019)
1.000 (7-7)	Nnaji, Zeke (Arizona) vs New Mexico St. (11/17/2019)
1.000 (7-7)	Patterson, Addison (Oregon) vs Boise St. (11/09/2019)
1.000 (6-6)	White, Romello (Arizona St.) vs St. John's (NY) (N) (11/23/2019)
1.000 (5-5)	Markovetsky, Volodymyr (Washington St.) at Arizona St. (03/07/2020)
1.000 (5-5)	Miller-Moore, Sean (Oregon St.) at Washington St. (01/18/2020)
1.000 (5-5)	Jeter, Chase (Arizona) vs Omaha (12/11/2019)
1.000 (5-5)	Jantunen, Mikael (Utah) vs Central Ark. (12/07/2019)
1.000 (5-5)	Green, Quade (Washington) vs Maine (11/19/2019)
1.000 (4-4)	Dante, N'Faly (Oregon) vs Stanford (03/07/2020)
3-Pt FG made	
11	Plummer, Alfonso (Utah) vs Oregon St. (N) (03/11/2020)
9	Mathis, Anthony (Oregon) vs Boise St. (11/09/2019)
3-Pt FG attempts	
16	Plummer, Alfonso (Utah) vs Oregon St. (N) (03/11/2020)
14	Pritchard, Payton (Oregon) at Arizona (02/22/2020)
3-Pt percentage	
1.000 (5-5)	Anticevich, Grant (California) vs California Baptist (11/15/2019)
1.000 (4-4)	Richardson, Will (Oregon) vs Utah (02/16/2020)
1.000 (4-4)	Brenchley, Jaxon (Utah) vs Mississippi Val. (11/08/2019)
1.000 (3-3)	Pritchard, Payton (Oregon) vs California (03/05/2020)
1.000 (3-3)	Jones, Spencer (Stanford) at Washington St. (02/23/2020)
1.000 (3-3)	Martin, Remy (Arizona St.) at California (02/16/2020)
1.000 (3-3)	Thomas, Khalid (Arizona St.) vs UCLA (02/06/2020)
1.000 (3-3)	Verge Jr. , Alonzo (Arizona St.) vs UCLA (02/06/2020)
1.000 (3-3)	Lawrence, Kimani (Arizona St.) vs UCLA (02/06/2020)
1.000 (3-3)	Ali, Prince (UCLA) vs Colorado (01/30/2020)
Free throws made	
17	Okongwu, Onyeka (Southern California) vs Pepperdine (11/19/2019)
15	Pritchard, Payton (Oregon) vs Texas Southern (12/21/2019)
Free throw attempts	
21	Okongwu, Onyeka (Southern California) vs Pepperdine (11/19/2019)
18	Mannion, Nico (Arizona) vs Southern California (02/06/2020)
Free throw percentage	
1.000 (14-14)	Bonton, Isaac (Washington St.) vs Oregon St. (01/18/2020)
1.000 (12-12)	Austin, Paris (California) at Washington St. (02/19/2020)
1.000 (11-11)	Tinkle, Tres (Oregon St.) at Washington (01/16/2020)
1.000 (11-11)	Bradley, Matt (California) vs Texas (N) (11/22/2019)
1.000 (11-11)	Terry, Tyrell (Stanford) vs Santa Clara (11/16/2019)
1.000 (10-10)	Bonton, Isaac (Washington St.) at Arizona (03/05/2020)
1.000 (10-10)	Elleby, CJ (Washington St.) vs Washington (02/09/2020)
1.000 (10-10)	Nnaji, Zeke (Arizona) vs UCLA (02/08/2020)
1.000 (9-9)	Tinkle, Tres (Oregon St.) vs UCLA (01/23/2020)
1.000 (9-9)	Reichle, Zach (Oregon St.) at Colorado (01/05/2020)
Rebounds	
19	Stewart, Isaiah (Washington) vs Oregon (01/18/2020)
19	Bey, Tyler (Colorado) vs Wyoming (N) (11/24/2019)
Assists	
14	Campbell, Tyger (UCLA) vs Arizona St. (02/27/2020)
12	Anderson, Ethan (USC) vs Long Beach St. (12/15/2019)
Steals	
8	Duarte, Chris (Oregon) vs USC (01/23/2020)
7	Elleby, CJ (Washington St.) vs Idaho St. (11/17/2019)
Blocked shots	
8	Carlson, Branden (Utah) at Stanford (02/26/2020)
8	Carlson, Branden (Utah) vs Stanford (02/06/2020)
8	Okongwu, Onyeka (Southern California) vs Florida A&M (11/05/2019)
Turnovers	
11	Bonton, Isaac (Washington St.) at Arizona St. (03/07/2020)
8	Bonton, Isaac (Washington St.) at Arizona (03/05/2020)
8	da Silva, Oscar (Stanford) vs Kansas (12/29/2019)



NCAA TOURNAMENT

None - canceled due to COVID-19 pandemic

NATIONAL INVITATIONAL TOURNAMENT

None - canceled due to COVID-19 pandemic



► T-Mobile Arena, Las Vegas, Nevada
Host site of the 2021 Pac-12 Men's
Basketball Tournament



► In its first year at T-Mobile Arena in 2017, the event set records for highest-attended quarterfinal session (18,153, Session 4), highest-ever single-session attendance (19,224, Session 5), and total all-session attendance (86,910).



presented by



The Pac-12 Tournament enters its ninth year in Las Vegas, and fifth at T-Mobile Arena. The Tournament will get underway on Wednesday, March 10 and conclude with the championship game on Saturday, March 13.

The Pac-12 Networks will broadcast all four men's games on Wednesday, three of the four men's quarterfinals on Thursday, and one semifinal on Friday. Meanwhile, one quarterfinal, one semifinal and the championship game will be broadcast by ESPN.

The Conference previously held a 10-team postseason tournament from 1987-90. On October 23, 2000, the Conference CEO Group/Council voted to reinstate a men's basketball tournament following the 2002 season.

The original Pac-10 Tournament was inaugurated following the 1986-87 season at UCLA's Pauley Pavilion where the host UCLA Bruins captured the first Pac-10 postseason title. Subsequent Tournaments were held at Arizona's McKale Center (1988), the Great Western Forum in Los Angeles (1989), and Arizona State's University Activity Center (1990). Arizona's Sean Elliott was tabbed the Most Outstanding Player in 1988 and again in 1989 as he led the Wildcats to a pair of Conference crowns. Arizona captured its third Pac-10 crown following the 1990 season, which happened to mark the end of the first run of the Pac-10 Tournament.

Arizona made it four in a row with the return of the Pac-10 Tournament in 2002. It was the first year in an 11-year run with the Los Angeles STAPLES Center serving as host of the league's postseason tournament. The Wildcats' streak ended the next year as Oregon captured its first tournament crown in 2003.

In 2004, Stanford nearly ran the table in the regular season, finishing league play with a 17-1 record. Its only loss came at Washington in the last game of the season. However, the Cardinal retaliated with a 77-66 victory over Washington in the championship game to capture the school's first-ever postseason conference crown. In 2005, it was Washington's turn. For the fourth consecutive year, a different school cut down the nets on Saturday as the Huskies claimed their first Tournament crown with an 81-72 victory over Arizona.

The UCLA Bruins were the fifth different team over five seasons to capture the Tournament title with their 71-52 victory over California in the 2006 championship game. What was different about the 2006 Pacific Life Tournament? It was the first time since the Pac-10 resurrected the league tournament that all 10 teams participated. In the previous four tournaments, only the top eight teams qualified for the Pac-10 Tournament.

Oregon returned to the award stand in 2007 with its 81-57 victory over USC in the championship game. A then-record 84,477 fans attended the four-day Tournament. UCLA returned to the victory stand in 2008 with its 67-64 win over Stanford, catapulting the Bruins to their third consecutive NCAA Final Four appearance.

In 2009, USC became the lowest seeded team to win the Pac-10 Tournament. The Trojans entered tournament play as the No. 6 seed, then proceeded to knock off No. 3 California and No. 2 UCLA to reach the championship game. It was the fourth time USC played in the championship game, but this time it came out victorious with a 66-63 win over No. 4 Arizona State to win the Pac-10 Tournament crown.

Washington raised the championship hardware for the second time with a 79-75 win over California in the 2010 Tournament, then successfully defended its crown with a thrilling 77-75 overtime victory over Arizona in 2011 as Husky guard Isaiah Thomas nailed the game-winner at the buzzer. Thomas earned his second Tournament Most Outstanding Player honors, joining former Arizona All-American Sean Elliott as the only two-time recipients of the award.

In 2012, the league's postseason tournament grew from nine to 11 games with the addition of expansion members Colorado and Utah. And it was the Colorado Buffaloes who ran the table, becoming the first team in the league's postseason history to win four games in four days to capture the 2012 Pac-12 Tournament title. Carlon Brown, the Pac-12 Tournament's Most Outstanding Player, led the Buffaloes with 15.8 points and 4.8 rebounds as Colorado earned the Pac-12's automatic berth in the NCAA Tournament. The 2012 Tournament marked the last year of an 11-year run for STAPLES Center.

Viva Las Vegas! The Pac-12 moved the 2013 Tournament location to the bright lights of Las Vegas and the MGM Grand Garden Arena. The Oregon Ducks knocked off the Pac-12 regular season champion UCLA Bruins, 78-69, to capture their third Tournament crown. The Ducks were the fifth different school in a six-year span to win the Pac-12 Championship.

UCLA responded with its fourth Tournament crown in 2014, matching Arizona for most in league history. The Bruins knocked off regular season champion Arizona, 74-71, before a capacity crowd.

After a 13-year hiatus, the Arizona Wildcats returned to the award stand with its 80-52 win over Oregon in 2015. It was their fifth appearance in the championship game since they last claimed the Tournament crown in 2002, but Arizona captured the title in fine fashion with the largest margin of victory ever in the championship game.

The 2016 edition featured a first - the first time in Conference tournament history that the better seeds held through the entire event. Top seeded Oregon avenged its prior year championship-game loss to Arizona with a 95-89 overtime triumph in the semifinals. The Ducks then left no doubt and set a new tourney mark with a 31-point title game rout of No. 2 seed Utah, 88-57, to claim their second title in four years and fourth in program history.

In the tournament's debut in T-Mobile Arena in 2017, No. 2 seed Arizona avenged a regular-season loss to top seeded Oregon to capture the Pac-12 Championship, 83-80. The event set records for highest-attended quarterfinal session (18,153, Session 4), highest-ever single-session attendance (19,224, Session 5), and total all-session attendance (86,910).

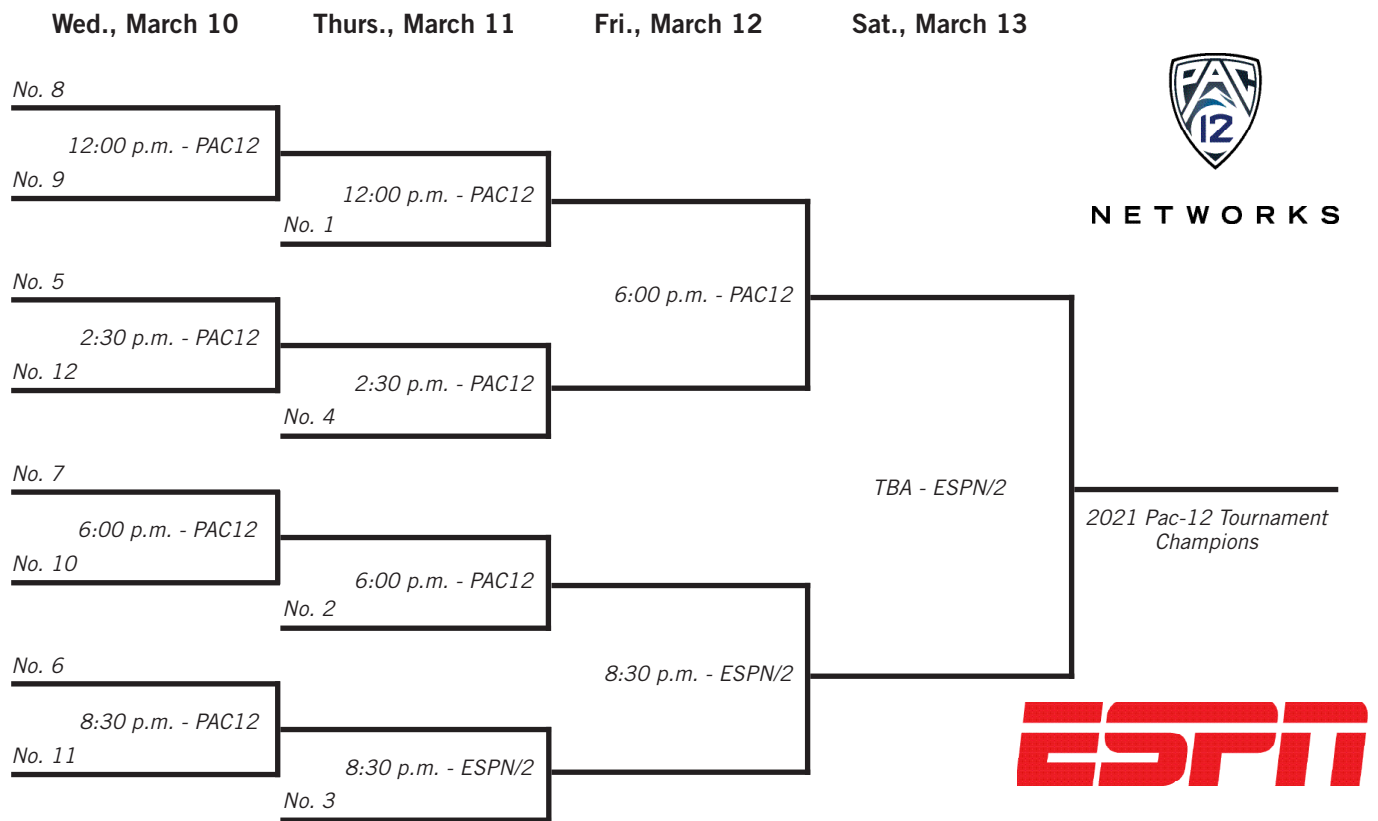
The Wildcats repeated in 2018 behind singular performances from Deandre Ayton, the league's Player and Freshman of the Year as well as the eventual No. 1 pick in the 2018 NBA Draft. Ayton averaged 24.7 points and 12.7 rebounds in three games, including 32 points and 14 rebounds in the semifinals and 32 points and 18 boards in a title game triumph over No. 2 seed USC. He was the clear choice as the tourney's Most Outstanding Player, which cemented his legacy as the most decorated rookie in league history.

Oregon again made history in 2019, becoming the first team to defeat the tourney's top three seeds en route to the Conference title. The sixth seeded Ducks equaled Colorado's 2012 feat of four wins in four days - including wins over No. 3 Utah, No. 2 Arizona State and No. 1 Washington - thanks to a stout defense that allowed just 57.0 points per game.

An exciting first round of the 2020 tournament - which featured a buzzer-beating finish and all-time Conference record for threes made in the opener and a pair of double-digit seed upsets in the night session - was wiped out as the event was canceled due to the COVID-19 pandemic. Regular-season champion Oregon was to serve as the league's automatic NCAA Tournament entrant, a role it never played as the national championship was also canceled. Officially, the four contests played in the event count, but no champion was declared.



Arizona's Matt Muehlebach, the 1990 Tournament co-MVP. The only player ever to post at triple-double in Tournament history with 10 points, 11 rebounds and 10 assists vs. USC on Mar. 9, 1990.



PAC-12 TOURNAMENT STRUCTURE-SEEDING AND TIE-BREAKING PROCEDURES

Seeding: The seedings and pairings shall be determined upon completion of regular season play on Sunday, March 7. The won-lost percentage record of the teams in regular season Conference play will determine tournament seedings. The team with the best won-lost percentage in Conference play will be seeded #1, the next best won-lost percentage in Conference play will be seeded #2, and so forth through all the seeds.

Tie-Breakers: Tie breaking procedures for determining all tournament seeding will be:

1. Two-team tie

- a. Results of head-to-head competition during the regular season.
- b. Each team’s record (won-lost percentage) vs. the team occupying the highest position in the final regular standings, and then continuing down through the standings until one team gains an advantage.
When arriving at another group of tied teams while comparing records, use each team’s record (won-lost percentage) against the collective tied teams as a group (prior to that group’s own tie-breaking procedure), rather than the performance against individual tied teams.
- c. Won-lost percentage against all Division I opponents.
- d. Coin toss conducted by the Commissioner or designee.

2. Multiple-team tie

- a. Results (won-lost percentage) of collective head-to-head competition during the regular season among the tied teams.
- b. If more than two teams are still tied, each of the tied team’s record (won-lost percentage) vs. the team occupying the highest position in the final regular season standings, and then continuing down through the standings, eliminating teams with inferior records, until one team gains an advantage.
When arriving at another group of tied teams while comparing records, use each team’s record (won-lost percentage) against the collective tied teams as a group (prior to that group’s own tie-breaking procedure), rather than the performance against individual tied teams.
If at any point the multiple-team tie is reduced to two teams, the two-team tie-breaking procedure will be applied.
- c. Won-lost percentage against all Division I opponents.
- d. Coin toss conducted by the Commissioner or designee.



1987 PAC-10 TOURNAMENT Pauley Pavilion - Los Angeles

Session 1 - Thur., March 5
Game 1: (8) ASU 76, (9) WSU 60
Game 2: (7) ORE 51, (10) USC 49
Attendance: 4,851

Session 2 - Fri., March 6
Game 3: (4) ASU 64, (5) OSU 57
Game 4: (1) UCLA 99, ASU 83
Attendance: 8,918

Session 3 - Fri., March 6
Game 5: (3) WASH 86, (6) STAN 71
Game 6: ORE 72, (2) ARIZ 63
Attendance: 5,424

Session 4 - Sat., March 7
Game 7: UCLA 75, CAL 68
Game 8: WASH 70, ORE 56
Attendance: 9,352

Session 5 - Sun., March 8
Game 9: UCLA 76, WASH 64
Attendance: 9,117

1988 PAC-10 TOURNAMENT McKale Center - Tucson, Ariz.

Session 1 - Thur., March 10
Game 1: (9) CAL 75, (8) USC 59
Game 2: (10) WASH 96, (7) ASU 82
Attendance: 12,635

Session 2 - Fri., March 11
Game 3: (4) STAN 88, (5) ORE 67
Game 4: (1) ARIZ 88, CAL 64
Attendance: 13,436

Session 3 - Fri., March 11
Game 5: (2) OSU 80, WASH 61
Game 6: (6) WSU 73, (3) UCLA 71
Attendance: 13,061

Session 4 - Sat., March 12
Game 7: ARIZ 97, STAN 83
Game 8: OSU 74, WSU 68, 2OT
Attendance: 13,549

Session 5 - Sun., March 13
Game 9: ARIZ 93, OSU 67
Attendance: 13,796

1989 PAC-10 TOURNAMENT Great Western Forum - Los Angeles

Session 1 - Thur., March 9
Game 1: (8) WSU 78, (9) ORE 56
Game 2: (10) USC 94, (7) ASU 82
Attendance: 4,830

Session 2 - Fri., March 10
Game 3: (4) OSU 79, (5) CAL 66
Game 4: (1) ARIZ 62, WSU 54
Attendance: 7,195

Session 3 - Fri., March 10
Game 5: (2) STAN 66, USC 61
Game 6: (3) UCLA 64, (6) WASH 54
Attendance: 9,001

Session 4 - Sat., March 11
Game 7: ARIZ 98, OSU 87
Game 8: STAN 95, UCLA 86
Attendance: 10,565

Session 5 - Sun., March 12
Game 9: ARIZ 73, STAN 51
Attendance: 10,403

1990 PAC-10 TOURNAMENT University Activity Center - Tempe, Ariz.

Session 1 - Thur., March 8
Game 1: (8) ASU 57, (9) WASH 51
Game 2: (7) USC 85, (10) WSU 68
Attendance: 4,567

Session 2 - Fri., March 9
Game 3: (4) UCLA 94, (5) ORE 76
Game 4: ASU 83, (1) OSU 75
Attendance: 4,380

Session 3 - Fri., March 9
Game 5: (2) ARIZ 80, USC 57
Game 6: (6) STAN 77, (3) CAL 61
Attendance: 8,079

Session 4 - Sat., March 10
Game 7: UCLA 79, ASU 78
Game 8: ARIZ 85, STAN 61
Attendance: 10,989

Session 5 - Sun., March 11
Game 9: ARIZ 94, UCLA 78
Attendance: 8,037

2002 PAC-10 TOURNAMENT STAPLES Center - Los Angeles

Session 1 - Thur., March 7
Game 1: (1) ORE 86, (8) WASH 64
Game 2: (4) USC 103, (5) STAN 78
Attendance: 12,096

Session 2 - Thur., March 7
Game 3: (2) ARIZ 73, (7) ASU 56
Game 4: (3) CAL 67, (6) UCLA 61
Attendance: 17,839

Session 3 - Fri., March 8
Game 5: USC 89, ORE 78
Game 6: ARIZ 90, CAL 78
Attendance: 18,887

Session 4 - Sat., March 9
Game 7: ARIZ 81, USC 71
Attendance: 18,997

2003 PAC-10 TOURNAMENT STAPLES Center - Los Angeles

Session 1 - Thur., March 13
Game 1: (8) UCLA 96, (1) ARIZ 89 (OT)
Game 2: (5) ORE 83, (4) ASU 82
Attendance: 14,441

Session 2 - Thur., March 13
Game 3: (7) USC 79, (2) STAN 74
Game 4: (3) CAL 69, (6) OSU 46
Attendance: 15,048

Session 3 - Fri., March 14
Game 5: ORE 75, UCLA 74
Game 6: USC 79, CAL 62
Attendance: 16,689

Session 4 - Sat., March 15
Game 7: ORE 74, USC 66
Attendance: 17,485

2004 PAC-10 TOURNAMENT STAPLES Center - Los Angeles

Session 1 - Thur., March 11
Game 1: (1) STAN 68, (8) WSU 47
Game 2: (5) ORE 87, (4) CAL 82
Attendance: 13,270

Session 2 - Thur., March 11
Game 3: (2) WASH 91, (7) UCLA 83
Game 4: (3) ARIZ 79, (6) USC 76
Attendance: 14,689

Session 3 - Fri., March 12
Game 5: STAN 70, ORE 63
Game 6: WASH 90, ARIZ 85
Attendance: 15,754

Session 4 - Sat., March 13
Game 7: STAN 77, WASH 66
Attendance: 16,413

2005 PAC-10 TOURNAMENT STAPLES Center - Los Angeles

Session 1 - Thur., March 10
Game 1: (1) ARIZ 88, (8) CAL 63
Game 2: (5) OSU 79, (4) UCLA 72
Attendance: 14,014

Session 2 - Thur., March 10
Game 3: (2) WASH 95, (7) ASU 90 (OT)
Game 4: (3) STAN 60, (6) WSU 58
Attendance: 14,393

Session 3 - Fri., March 11
Game 5: ARIZ 90, OSU 59
Game 6: WASH 66, STAN 63
Attendance: 15,068

Session 4 - Sat., March 12
Game 7: WASH 81, ARIZ 72
Attendance: 18,672

2006 PAC-10 TOURNAMENT STAPLES Center - Los Angeles

Session 1 - Wed., March 8
Game 1: (9) OSU 66, (8) ASU 63
Game 2: (7) ORE 66, (10) WSU 55
Attendance: 7,936

Session 2 - Thur., March 9
Game 3: (4) ARIZ 73, (5) STAN 68
Game 4: (1) UCLA 79, OSU 47
Attendance: 15,144

Session 3 - Thur., March 9
Game 5: (3) CAL 82, (6) USC 67
Game 6: (7) ORE 84, (2) WASH 73
Attendance: 15,321

Session 4 - Fri., March 10
Game 7: UCLA 71, ARIZ 59
Game 8: CAL 91, ORE 87 (2OT)
Attendance: 17,856

Session 5 - Sat., March 12
Game 9: UCLA 71, CAL 52
Attendance: 18,544

2007 PAC-10 TOURNAMENT STAPLES Center - Los Angeles

Session 1 - Wed., March 7
Game 1: (8) CAL 70, (9) OSU 51
Game 2: (7) WASH 59, (10) ASU 51
Attendance: 15,119

Session 2 - Thur., March 8
Game 3: (4) ORE 69, (5) ARIZ 50
Game 4: (8) CAL 76, (1) UCLA 69 (OT)
Attendance: 16,318

Session 3 - Thur., March 8
Game 5: (3) USC 83, (6) STAN 79 (OT)
Game 6: (2) WSU 74, WASH 64
Attendance: 16,585

Session 4 - Fri., March 9
Game 7: ORE 81, CAL 63
Game 8: USC 70, WSU 61
Attendance: 18,196

Session 5 - Sat., March 10
Game 9: ORE 81, USC 57
Attendance: 18,259

2008 PAC-10 TOURNAMENT STAPLES Center - Los Angeles

Session 1 - Wed., March 12
Game 1: (9) CAL 84, (8) WASH 81
Game 2: (7) ARIZ 87, (10) OSU 56
Attendance: 11,642

Session 2 - Thur., March 13
Game 3: (4) USC 59, (5) ASU 55
Game 4: (1) UCLA 88, CAL 66
Attendance: 17,194

Session 3 - Thur., March 13
Game 5: (3) WSU 75, (6) ORE 70
Game 6: (2) STAN 75, ARIZ 64
Attendance: 16,442

Session 4 - Fri., March 14
Game 7: UCLA 57, USC 54
Game 8: STAN 75, WSU 68
Attendance: 18,997

Session 5 - Sat., March 15
Game 9: UCLA 67, STAN 64
Attendance: 17,534

2009 PAC-10 TOURNAMENT STAPLES Center - Los Angeles

Session 1 - Wed., March 11
Game 1: (9) STAN 62, (8) OSU 54
Game 2: (7) WSU 62, (10) ORE 40
Attendance: 10,964

Session 2 - Thur., March 12
Game 3: (4) ASU 68, (5) ARIZ 56
Game 4: (1) WASH 64, WSU 53
Attendance: 14,732

Session 3 - Thur., March 12
Game 5: (6) USC 79, (3) CAL 75
Game 6: (2) UCLA 64, WSU 53
Attendance: 16,271

Session 4 - Fri., March 13
Game 7: ASU 75, WASH 65
Game 8: USC 65, UCLA 55
Attendance: 18,497

Session 5 - Sat., March 14
Game 9: USC 66, ASU 63
Attendance: 16,988

2010 PAC-10 TOURNAMENT STAPLES Center - Los Angeles

Session 1 - Wed., March 10
Game 1: (8) ORE 82, (9) WSU 80 (OT)
Attendance: 6,090

Session 2 - Thur., March 11
Game 2: (5) UCLA 75, (4) ARIZ 69
Game 3: (1) CAL 90, ORE 74
Attendance: 12,125

Session 3 - Thur., March 11
Game 4: (7) STAN 70, (2) ASU 61
Game 5: (3) WASH 59, (6) OSU 52
Attendance: 12,255

Session 4 - Fri., March 12
Game 6: CAL 85, UCLA 72
Game 7: WASH 79, STAN 64
Attendance: 15,971

Session 5 - Sat., March 13
Game 8: WASH 79, CAL 75
Attendance: 15,851

2011 PAC-10 TOURNAMENT
STAPLES Center - Los Angeles

Session 1 - Wed., March 9
Game 1: (9) OSU 69, (8) STAN 67
Game 2: (7) ORE 76, (10) ASU 69
Attendance: 7,814

Session 2 - Thur., March 10
Game 3: (4) USC 70, (5) CAL 56
Game 4: (1) ARIZ 78, (9) OSU 69
Attendance: 10,782

Session 3 - Thur., March 10
Game 5: (7) ORE 76, (2) UCLA 59
Game 6: (3) WASH 89, (6) WSU 87
Attendance: 12,191

Session 4 - Fri., March 11
Game 7: (1) ARIZ 67, (4) USC 62
Game 8: (3) WASH 69, (7) ORE 51
Attendance: 13,190

Session 5 - Sat., March 12
Game 9: (3) WASH 77, (1) ARIZ 75 (OT)
Attendance: 12,074

2012 PAC-12 TOURNAMENT
STAPLES Center - Los Angeles

Session 1 - Wed., March 7
Game 1: (9) OSU 69, (8) WSU 64
Game 2: (5) UCLA 55, (12) USC 40
Attendance: 5,973

Session 2 - Wed., March 7
Game 3: (7) STAN 85, (10) ASU 65
Game 4: (6) COLO 53, (11) UTAH 41
Attendance: 6,747

Session 3 - Thur., March 8
Game 5: (9) OSU 86, (1) WASH 84
Game 6: (4) ARIZ 66, (5) UCLA 58
Attendance: 8,780

Session 4 - Thur., March 8
Game 7: (2) CAL 77, (7) STAN 71
Game 8: (6) COLO 63, (3) ORE 62
Attendance: 9,317

Session 5 - Fri., March 9
Game 9: (4) ARIZ 72, (9) OSU 61
Game 10: (6) COLO 70, (2) CAL 59
Attendance: 11,615

Session 6 - Sat., March 10
Game 11: (6) COLO 53, (4) ARIZ 51
Attendance: 11,197

2013 PAC-12 TOURNAMENT
MGM Grand Garden Arena - Las Vegas, Nev.

Session 1 - Wed., March 13
Game 1: (9) ASU 89, (8) STAN 88 (OT)
Game 2: (5) COLO 74, (12) OSU 68
Attendance: 7,451

Session 2 - Wed., March 13
Game 3: (10) UTAH 69, (7) USC 66
Game 4: (6) WASH 64, (11) WSU 62
Attendance: 8,566

Session 3 - Thur., March 14
Game 5: (1) UCLA 86, (9) ASU 84
Game 6: (4) ARIZ 66, (5) COLO 58
Attendance: 12,915

Session 4 - Thur., March 14
Game 7: (10) UTAH 79, (2) CAL 69 (OT)
Game 8: (3) ORE 80, (6) WASH 77 (OT)
Attendance: 10,566

Session 5 - Fri., March 15
Game 9: (1) UCLA 68, (4) ARIZ 66
Game 10: (3) ORE 64, (10) UTAH 45
Attendance: 13,151

Session 6 - Sat., March 16
Game 11: (3) ORE 78, (1) UCLA 69
Attendance: 11,101

2014 PAC-12 TOURNAMENT
MGM Grand Garden Arena - Las Vegas, Nev.

Session 1 - Wed., March 12
Game 1: (8) UTAH 67, (9) WASH 61
Game 2: (5) COLO 59, (12) USC 56
Attendance: 8,734

Session 2 - Wed., March 12
Game 3: (7) ORE 88, (10) OSU 74
Game 4: (6) STAN 74, (11) WSU 63
Attendance: 9,047

Session 3 - Thur., March 13
Game 5: (1) ARIZ 71, (8) UTAH 39
Game 6: (5) COLO 59, (4) CAL 56
Attendance: 12,916

Session 4 - Thur., March 13
Game 7: (2) UCLA 82, (7) ORE 63
Game 8: (6) STAN 79, (3) ASU 58
Attendance: 12,916

Session 5 - Fri., March 14
Game 9: (1) ARIZ 71, (5) COLO 43
Game 10: (2) UCLA 84, (6) STAN 59
Attendance: 12,916

Session 6 - Sat., March 15
Game 11: (2) UCLA 75, (1) ARIZ 71
Attendance: 12,916

2015 PAC-12 TOURNAMENT
MGM Grand Garden Arena - Las Vegas, Nev.

Session 1 - Wed., March 11
Game 1: (8) CAL 84, (9) WSU 59
Game 2: (12) USC 67, (5) ASU 64
Attendance: 9,024

Session 2 - Wed., March 11
Game 3: (10) COLO 78, (7) OSU 71
Game 4: (6) STAN 71, (11) WASH 69
Attendance: 9,875

Session 3 - Thur., March 12
Game 5: (1) ARIZ 73, (8) CAL 51
Game 6: (4) UCLA 96, (12) USC 70
Attendance: 12,916

Session 4 - Thur., March 12
Game 7: (2) ORE 93, (10) COLO 85
Game 8: (3) UTAH 80, (6) STAN 56
Attendance: 12,916

Session 5 - Fri., March 13
Game 9: (1) ARIZ 70, (4) UCLA 64
Game 10: (2) ORE 67, (3) UTAH 64
Attendance: 12,916

Session 6 - Sat., March 14
Game 11: (1) ARIZ 80, (2) ORE 52
Attendance: 12,916

2016 PAC-12 TOURNAMENT
MGM Grand Garden Arena - Las Vegas, Nev.

Session 1 - Wed., March 9
Game 1: (8) WASH 81, (9) STAN 68
Game 2: (5) COLO 80, (12) WSU 56
Attendance: 12,916

Session 2 - Wed., March 9
Game 3: (7) USC 95, (10) UCLA 71
Game 4: (6) OSU 75, (11) ASU 66
Attendance: 12,916

Session 3 - Thur., March 10
Game 5: (1) ORE 83, (8) WASH 77
Game 6: (4) ARIZ 82, (5) COLO 78
Attendance: 12,916

Session 4 - Thur., March 10
Game 7: (2) UTAH 80, (7) USC 72
Game 8: (3) CAL 76, (6) OSU 68
Attendance: 12,916

Session 5 - Fri., March 11
Game 9: (1) ORE 95, (4) ARIZ 89 (OT)
Game 10: (2) UTAH 82, (3) CAL 78 (OT)
Attendance: 12,916

Session 6 - Sat., March 12
Game 11: (1) ORE 88, (2) UTAH 57
Attendance: 12,916

2017 PAC-12 TOURNAMENT
T-Mobile Arena - Las Vegas, Nev.

Session 1 - Wed., March 8
Game 1: (8) ASU 98, (9) STAN 88 (OT)
Game 2: (5) CAL 67, (12) OSU 62
Attendance: 7,846

Session 2 - Wed., March 8
Game 3: (7) COLO 73, (10) WSU 63
Game 4: (6) USC 78, (11) WASH 73
Attendance: 9,978

Session 3 - Thur., March 9
Game 5: (1) ORE 80, (8) ASU 57
Game 6: (5) CAL 78, (4) UTAH 75
Attendance: 12,782

Session 4 - Thur., March 9
Game 7: (2) ARIZ 92, (7) COLO 78
Game 8: (3) UCLA 76, (6) USC 74
Attendance: 18,153

Session 5 - Fri., March 10
Game 9: (1) ORE 73, (5) CAL 65
Game 10: (2) ARIZ 86, (3) UCLA 75
Attendance: 19,224

Session 6 - Sat., March 11
Game 11: (2) ARIZ 83, (1) ORE 80
Attendance: 18,927

2018 PAC-12 TOURNAMENT
T-Mobile Arena - Las Vegas, Nev.

Session 1 - Wed., March 7
Game 1: (8) COLO 97, (9) ASU 85
Game 2: (5) STAN 76, (12) CAL 58
Attendance: 8,619

Session 2 - Wed., March 7
Game 3: (10) OSU 69, (7) WASH 66 (OT)
Game 4: (6) ORE 64, (11) WSU 62 (OT)
Attendance: 10,458

Session 3 - Thur., March 8
Game 5: (1) ARIZ 83, (8) COLO 67
Game 6: (4) UCLA 88, (5) STAN 77
Attendance: 15,182

Session 4 - Thur., March 8
Game 7: (2) USC 61, (10) OSU 48
Game 8: (6) ORE 68, (3) UTAH 66
Attendance: 13,194

Session 5 - Fri., March 9
Game 9: (1) ARIZ 78, (4) UCLA 67 (OT)
Game 10: (2) USC 74, (6) ORE 54
Attendance: 16,596

Session 6 - Sat., March 10
Game 11: (1) ARIZ 75, (2) USC 61
Attendance: 16,501

2019 PAC-12 TOURNAMENT
T-Mobile Arena - Las Vegas, Nev.

Session 1 - Wed., March 13
Game 1: (8) USC 78, (9) ARIZ 65
Game 2: (5) COLO 56, (12) CAL 51
Attendance: 9,748

Session 2 - Wed., March 13
Game 3: (7) UCLA 79, (10) STAN 72
Game 4: (6) ORE 84, (11) WSU 51
Attendance: 8,876

Session 3 - Thurs., March 14
Game 5: (1) WASH 78, (8) USC 75
Game 6: (5) COLO 73, (4) OSU 58
Attendance: 10,556

Session 4 - Thurs., March 14
Game 7: (2) ASU 83, (7) UCLA 72
Game 8: (6) OREGON 66, (3) UTAH 54
Attendance: 13,012

Session 5 - Fri., March 15
Game 9: (1) WASH 66, (5) COLO 61
Game 10: (6) ORE 79, (2) ASU 75 (OT)
Attendance: 13,955

Session 6 - Sat., March 16
Game 11: (6) ORE 68, (1) WASH 48
Attendance: 12,877

2020 PAC-12 TOURNAMENT
T-Mobile Arena - Las Vegas, Nev.

Session 1 - Wed., March 11
Game 1: (8) OSU 71, (9) UTAH 69
Game 2: (5) ARIZ 77, (12) WASH 70
Attendance: 8,048

Session 2 - Wed., March 11
Game 3: (10) CAL 63, (7) STAN 51
Game 4: (11) WSU 82, (6) COLO 68
Attendance: 7,452

***Remainder of tournament canceled due to COVID-19 Pandemic**

Session 3 - Thurs., March 12
Game 5: (1) ORE vs. (8) OSU - Canceled
Game 6: (4) USC vs. (5) ARIZ - Canceled

Session 4 - Thurs., March 12
Game 7: (2) UCLA vs. (10) CAL - Canceled
Game 8: (3) ASU vs. (11) WSU - Canceled

Session 5 - Fri., March 13
Game 9: Canceled
Game 10: Canceled

Session 6 - Sat., March 14
Game 11: Canceled



POINTS

Half: 25 Klay Thompson, Washington State vs. Washington, Mar. 10, 2011 (2nd)

Game: 43 Klay Thompson, Washington State vs. Washington, Mar. 10, 2011

Tournament: 83 Reggie Miller, UCLA, 1987 (3 games)

FIELD GOALS

Game: 15 Reggie Miller, UCLA vs. Arizona State, Mar. 6, 1987 (15-of-20)

15 Klay Thompson, Washington State vs. Washington, Mar. 10, 2011 (15-of-29)

Tournament: 31 Deandre Ayton, Arizona, 2018 (3 games)

FIELD GOAL ATTEMPTS

Game: 29 Klay Thompson, Washington State vs. Washington, Mar. 10, 2011 (15-of-29)

Tournament: 60 Brook Lopez, Stanford, 2008 (25-of-60, 3 games)

FIELD GOAL PERCENTAGE

Game (min 10 made): 1.000 Bryce Taylor, Oregon vs. USC, Mar. 10, 2007 (11-of-11)

Tournament (min 15 made): .833 Ivan Rabb, California, 2016 (15-of-18, 2 games)

THREE-POINT FIELD GOALS

Game: 11 Alfonso Plummer, Utah vs. Oregon State, March 11, 2020 (11-of-16)

Tournament: 14 Chamberlain Oguchi, Oregon, 2006 (14-of-38, 3 games)

THREE-POINT FIELD GOAL ATTEMPTS

Game: 16 Gabe York, Arizona vs. Oregon, March 11, 2016 (7-of-16); Torian Graham, Arizona State vs. Oregon, March 9,

2017 (7-of-16); Alfonso Plummer, Utah vs. Oregon State, March 11, 2020 (11-of-16)

Tournament: 38 Chamberlain Oguchi, Oregon, 2006 (14-of-38, 3 games)

THREE-POINT FIELD GOAL PERCENTAGE

Game (min 3 made): 1.000 9 times. Last, Grant Mullins, California vs. Oregon, Mar. 10, 2017 (5-of-5)

Tournament (min 5 made): 1.000 Delon Wright, Utah, 2015 (5-of-5, 2 games)

FREE THROWS

Game: 15 Sean Elliott, Arizona vs. Stanford, Mar. 12, 1988 (15-of-16); Jared Cunningham, Oregon State vs. Stanford, Mar. 9, 2011

Tournament: 30 Leon Powe, California, 2006 (30-of-41, 3 games)

FREE THROW ATTEMPTS

Game: 20 Jared Cunningham, Oregon State vs. Stanford, Mar. 9, 2011 (15-of-20)

Tournament: 41 Leon Powe, California, 2006 (30-of-41, 3 games)

FREE THROW PERCENTAGE

Game (min 10 made): 1.000 Allonzo Trier, ARIZ vs. COLO, March 8, 2018 (10-10); Jason Gardner, ARIZ vs. ASU, March 7, 2003 (12-12); Adam Keefe, STAN vs. CAL, March 9, 1990 (10-10); Eric Knox, OSU vs. WSU, March 12, 1988 (20-20)

Tournament (min 15 made): 1.000, Jerome Randle, CAL, 2010 (16-of-16, 3 games)

REBOUNDS

Game: 20 Leon Powe, California vs. USC, Mar. 9, 2006

Offensive, Game: 11 Trevor Wilson, UCLA vs. Arizona, Mar. 11, 1990 (17 total)

Defensive, Game: 15 Gary Payton II, Oregon State vs. California, March 10, 2016 (17 total); Kyle Anderson, UCLA vs. Arizona, Mar. 15, 2014 (15 total); Leon Powe, California vs. USC, Mar. 9, 2006 (20 total)

Tournament: 41 André Roberson, Colorado, 2012 (4 games); 38 Deandre Ayton, Arizona, 2018 (3 games)

PERSONAL FOULS

Tournament: 15 Austin Dufault, Colorado, 2012 (4 games); 13 Keith Balderston, Oregon, 1987 (3 games); Sven Meyer, Oregon, 1987 (3 games); Jordan Bell, Oregon, 2015 (3 games)

DISQUALIFICATIONS

Tournament: 2 Bryant Walton, California, 1988; Gyorgy Goloman, UCLA, 2018 (2 games); 2 Jordan Bell, Oregon, 2015 (3 games)

ASSISTS

Game: 12 David Girley, Oregon vs. Washington, Mar. 7, 1987; Matt Othick, Arizona vs. UCLA, Mar. 11, 1990; Isaiah Thomas, Washington vs. Oregon, Mar. 11, 2011

Tournament: 30 Isaiah Thomas, Washington, 2011 (3 games)

STEALS

Game: 7 James Harden, Arizona State vs. USC, Mar. 13, 2008

Tournament: 10 Jordan McLaughlin, USC, 2018 (3 games)

BLOCKED SHOTS

Game: 6 Josh Huestis, Stanford vs. Arizona State, Mar. 13, 2013; Malik Dime, Washington vs. USC, Mar. 8, 2017; Francis Okoro, Oregon vs. Utah, March 14, 2019

Tournament: 10 Kenny Wooten, Oregon, 2019 (4 games); 9 Sean Rooks, Arizona, 1990 (3 games); Kingsley Okoroh, California, 2017 (3 games)

TURNOVERS


Game: 10 Jordan McLaughlin, USC vs. Oregon, March 9, 2018

Tournament: 15 Jordan Farmar, UCLA, 2006 (3 games)


MINUTES

Game: 50 Earl Martin and Gary Payton, Oregon State vs. Washington State, Mar. 12, 1988 (2 OT)

Tournament: 138 Payton Pritchard, Oregon, 2019 (4 games); 126 Earl Martin, Oregon State, 1988 (3 games)



Klay Thompson, Washington State



Reggie Miller, UCLA – 1987 Pac-10 Tournament Most Outstanding Player

POINTS

Most, Game: 103 USC vs. STAN (78), Mar. 7, 2002
Most, Half: 59 ARIZ vs. OSU (21), Mar. 12, 2008 (1st); 59 ORE vs. COLO (48), Mar. 12, 2015 (2nd)
Most, Both Teams, Game: 186 ASU (98) vs. STAN (88), Mar. 8, 2017 (OT)
Fewest, Game: 39 UTAH vs. ARIZ, Mar. 13, 2014
Fewest, Half: 13 UTAH vs. ARIZ (34), Mar. 13, 2014 (1st)
Fewest, Both Teams, Game: 94 COLO (53) vs. UTAH (41), Mar. 7, 2012
Largest Margin, Game: 33 ORE (84) vs. WSU (51), March 13, 2019
Most, Tournament: 297 ORE, 2019 (4 games); 278 ARIZ, 1988 (3 games)
Fewest Allowed, Tournament (min 3 games): 157 ARIZ, 2014
Biggest Margin, Tournament: 69 ORE, 2019 (297-228, 4 games); 64 ARIZ, 1988 (278-214, 3 games)

FIELD GOALS

Most, Game: 39 UCLA vs. ASU, Mar. 6, 1987 (39-of-71)
Most, Both Teams, Game: 70 UCLA (39) vs. ASU (31), Mar. 6, 1987; ARIZ (37) vs. OSU (33), Mar. 11, 1989
Most, Tournament: 107 ORE, 2019 (107-231, 4 games); 97 ARIZ, 2005 (97-of-178, 3 games)
Fewest, Game: 12 UTAH vs. ARIZ, Mar. 13, 2014 (12-of-47)
Fewest, Both Teams, Game: 29 COLO (15) vs. UTAH (14), Mar. 7, 2012
Fewest Allowed, Tournament (min 3 games): 74 ORE, 2019 (74-of-214, 4 games); 52 ARIZ, 2014 (52-of-156, 3 games)

FIELD GOAL ATTEMPTS

Most, Game: 88 ARIZ vs. UCLA, Mar. 13, 2003 (33-of-88) (OT)
Most, Both Teams, Game: 157 UCLA (69) vs. ARIZ (88), Mar. 13, 2003 (OT)
Most, Tournament: 231 ORE, 2019 (4 games); 207 UCLA, 1990 (3 games)
Fewest, Game: 28 STAN vs. ARIZ, Mar. 12, 1989 (19-of-28)
Fewest, Both Teams, Game: 73 STAN (28) vs. ARIZ (45), Mar. 12, 1989
Fewest Allowed, Tournament (min 3 games): 144 ORE, 2018 (68-of-144, 3 games)

FIELD GOAL PERCENTAGE

Highest, Game: .683 CAL vs. USC, Mar. 10, 1988 (28-of-41)
Highest, Both Teams, Game: .589 ARIZ (24-of-45) vs. STAN (19-of-28), Mar. 12, 1989
Highest, Tournament (3 games): .587 STAN, 1989 (74-of-126, 3 games) (2 games): .563 WSU, 1988 (49-of-87)
Lowest, Game: .255 UTAH vs. ARIZ, Mar. 13, 2014 (12-of-47)
Lowest, Both Teams, Game: .315 UCLA (19-of-56) vs. USC (15-of-52), Mar. 7, 2012
Lowest Allowed, Tournament (3 games): .329 ARIZ, 1990 (68-of-207, 3 games)

THREE-POINT FIELD GOALS

Most, Game: 15 STAN vs. ASU, Mar. 13, 2013 (OT)
Most, Both Teams, Game: 26 STAN (15) vs. ASU (11), March 13, 2012 (OT); COLO (13) vs. ASU (13), March 7, 2018
Most, Tournament: 34 ORE, 2007 (34-of-65, 3 games), 2007
Fewest, Game: 0, Six times. Last, WSU vs. ORE, Mar. 11, 2009 (0-of-6)
Fewest, Both Teams, Game: 0 ORE vs. USC, Mar. 5, 1987
Fewest Allowed, Tournament (min 3 games): 6 WASH, 1987 (6-of-18, 3 games)

THREE-POINT FIELD GOAL ATTEMPTS

Most, Game: 36 ARIZ vs. UCLA, Mar. 13, 2003
Most, Both Teams, Game: 60 ORE (28) vs. WSU (32), March 13, 2019
Most, Tournament: 82 ORE, 2019 (30-82, 4 games); 79 ORE, 2006 (28-of-79, 3 games)
Fewest, Game: 1 WASH vs. ASU, Mar. 8, 1990 (0-of-1)
Fewest, Both Teams, Game: 8 CAL (4) vs. OSU (4), Mar. 6, 1987
Fewest Allowed, Tournament (min 3 games): 18 WASH, 1987 (6-of-18, 3 games)

THREE-POINT FIELD GOAL PERCENTAGE

Highest, Game: .800 STAN vs. UCLA, Mar. 11, 1989 (4-of-5)
Highest, Both Teams, Game: .591 ORE (10-of-16) vs. OSU (3-of-6), Mar. 12, 2014 (13-of-22)
Highest, Tournament (3 games): .538 ARIZ, 1988 (21-of-39); STAN, 1989 (7-of-13) (2 games): .548 WSU, 2008 (17-of-31)
Lowest, Game: .000 ORE vs. WSU, Mar. 9, 1989 (0-of-11); WASH vs. ASU, Mar. 8, 1990 (0-of-1); WSU vs. ORE, Mar. 11, 2009 (0-of-6)
Lowest, Both Teams, Game: .000 ORE (0-of-4) vs. USC (0-of-6), Mar. 5, 1987 (0-of-10)
Lowest Allowed, Tournament (min 3 games): .190 ORE, 1987 (8-of-42, 3 games)

FREE THROWS

Most, Game: 33 CAL vs. ORE, Mar. 10, 2006 (2 OT) (33-of-43)
Most, Both Teams, Game: 53 ARIZ (32) vs. COLO (21), Mar. 10, 2016; WASH (29) vs. ASU (24), Mar. 10, 2005
Most, Tournament: 81 ARIZ, 1988 (81-of-103, 3 games)
Fewest, Game: 0 WASH vs. STAN, Mar. 11, 2015 (0-of-3)
Fewest, Both Teams, Game: 11 OSU (6) vs. CAL (5), Mar. 13, 2003; ORE (6) vs. ARIZ (5), Mar. 8, 2007; ORE (7) vs. USC (4), Mar. 10, 2007; WASH (0) vs. STAN (11), Mar. 11, 2015
Fewest Allowed, Tournament (min 3 games): 22 ARIZ, 2002 (22-of-39, 3 games)

FREE THROW ATTEMPTS

Most, Game: 44 ARIZ vs. COLO, Mar. 10, 2016 (32-of-44); STAN vs. UCLA, Mar. 11, 1989 (25-of-44)
Most, Both Teams, Game: 71 ARIZ (39) vs. STAN (32), Mar. 10, 1990
Most, Tournament: 105 ARIZ, 1990 (79-of-105, 3 games)
Fewest, Game: 1 STAN vs. ASU, Mar. 13, 2013 (1-of-1)
Fewest, Both Teams, Game: 17 WASH (3) vs. STAN (14), Mar. 11, 2015
Fewest Allowed, Tournament (min 3 games): 32 USC, 2018 (24-of-32, 3 games)

FREE THROW PERCENTAGE

Highest, Game: 1.000 USC vs. ORE, Mar. 8, 2002 (22-of-22)
Highest, Both Teams, Game: .902 WASH (17-of-18) vs. CAL (20-of-23), Mar. 13, 2010
Highest, Tournament (3 games): .852 CAL, 2010 (52-of-61) (2 games): .872 UCLA, 2017 (34-of-39)
Lowest, Game: .000 WASH (0-of-3) vs. STAN, Mar. 11, 2015
Lowest, Both Teams, Game: .492 OSU (17-of-32) vs. WASH (12-of-27), Mar. 8, 2012
Lowest Allowed, Tournament (min 3 games): .564 ARIZ, 2002 (22-of-39, 3 games)

REBOUNDS

Most, Game: 56 ARIZ vs. USC, Mar. 9, 1990
Most, Both Teams, Game: 97 UCLA (49) vs. STAN (48), March 13, 2019
Most, Tournament: 149 ARIZ, 1990 (3 games)
Fewest, Game: 15 STAN vs. ARIZ, Mar. 12, 1989; USC vs. CAL, Mar. 9, 2006
Fewest, Both Teams, Game: 38 STAN (15) vs. ARIZ (23), Mar. 12, 1989
Largest Margin, Game: 25 CAL (40) vs. USC (15), Mar. 9, 2006
Largest Margin, Tournament: 49 COLO, 2019 (123-74, 3 games)
Fewest Allowed, Tournament (min 3 games): 74 COLO, 2019 (3 games)

ASSISTS

Most, Game: 23 ARIZ vs. OSU, Mar. 11, 1989; STAN vs. ASU, Mar. 8, 2017
Most, Both Teams, Game: 42 ARIZ (22) vs. OSU (20), Mar. 13, 1988
Most, Tournament: 56 ARIZ, 1990 (3 games)
Fewest, Game: 3 ORE vs. WSU, March 9, 1989; OSU vs. ARIZ, March 12, 2008; ORE vs. WSU, March 11, 2009; CAL vs. STAN, March 7, 2018
Fewest, Both Teams, Game: 12 COLO (6) vs. ARIZ (6), Mar. 10, 2012
Fewest Allowed, Tournament (min 3 games): 16 UCLA, 2006 (3 games)

STEALS

Most, Game: 15 USC vs. WASH, Mar. 8, 2017
Most, Both Teams, Game: 24 UCLA (14) vs. USC (10), Mar. 13, 2009
Most, Tournament: 36 ORE, 2019 (4 games); 31 ORE, 2016; WASH, 2019 (3 games)
Fewest, Game: 0 ARIZ vs. ORE, Mar. 11, 2017
Fewest, Both Teams, Game: 4 USC (3) vs. ARIZ (1), March 9, 2002; WSU (2) vs. CAL (2), March 11, 2015; ASU (1) vs. ORE (3), March 9, 2017; COLO (1) vs. ASU (3), March 7, 2018
Fewest Allowed, Tournament (min 3 games): 3 ORE, 2017 (3 games)

BLOCKED SHOTS

Most, Game: 11 ORE vs. ARIZ, Mar. 11, 2016; ARIZ vs. COLO, Mar. 10, 2016
Most, Both Teams, Game: 17 ASU (7) vs. ORE (10), March 15, 2019
Most, Tournament (min 3 games): 23 ORE, 2019 (4 games); 19 ORE, 2016; ARIZ, 1989 (3 games)
Fewest, Game: 0 Many times. Last, UTAH vs. OSU, March 11, 2020
Fewest, Both Teams, Game: 0 CAL (0) vs. USC (0), Mar. 10, 1988
Fewest Allowed, Tournament (min 3 games): 1 ARIZ, 1988 (3 games)

PERSONAL FOULS

Most, Game: 42 ORE vs. UCLA, Mar. 9, 1990
Most, Both Teams, Game: 68 ORE (42) vs. UCLA (26), Mar. 9, 1990
Fewest, Game: 8 STAN vs. WSU, Mar. 11, 2005
Fewest, Both Teams, Game: 20 ARIZ (10) vs. CAL (10), Mar. 10, 2005
Most, Tournament: 75 ORE, 2019 (4 games); 63 ARIZ, 2017 (3 games)
Fewest, Tournament (min 3 games): 38 USC, 2018

DISQUALIFICATIONS

Most, Game: 4 CAL vs. ARIZ, Mar. 11, 1988; UCLA vs. STAN, Mar. 11, 1989
Most, Both Teams, Game: 5 ORE (2) vs. ARIZ (3), Mar. 6, 1987; WASH (2) vs. ASU (3), Mar. 10, 2005
Most, Tournament: 5 CAL, 1988 (2 games)



POINTS

- 43 Klay Thompson, WSU vs. WASH, Mar. 10, 2011
- 41 Leon Powe, CAL vs. ORE, Mar. 10, 2006 (2 OT)
- 39 Reggie Miller, UCLA vs. ASU, Mar. 6, 1987
- 37 Salim Stoudamire, ARIZ vs. WASH, Mar. 12, 2005
- 36 Isaac Hamilton, UCLA vs. USC, Mar. 12, 2015
- 35 Alfonso Plummer, UTAH vs. OSU, March 11, 2020
- 34 Jahii Carson, ASU vs. STAN, Mar. 13, 2013 (OT)
- Aaron Holiday, UCLA vs. STAN, March 8, 2018
- 32 6 times. Last, Deandre Ayton, ARIZ vs. USC, March 10, 2018

FIELD GOALS

- 15 Klay Thompson, WSU vs. WASH, Mar. 10, 2011 (15-of-29)
- Reggie Miller, UCLA vs. ASU, Mar. 6, 1987 (15-of-20)
- 14 Jahii Carson, ASU vs. STAN, Mar. 13, 2013 (14-of-22)
- Leon Powe, CAL vs. ORE, Mar. 10, 2006 (14-of-17, 2 OT)
- Deandre Ayton, ARIZ vs. USC, March 10, 2018 (14-of-20)
- 13 Isaac Hamilton, UCLA vs. USC, Mar. 12, 2015 (13-of-22)
- Trevor Wilson, UCLA vs. ARIZ, Mar. 11, 1990 (13-of-27)
- Deandre Ayton, ARIZ vs. UCLA, March 9, 2018 (13-of-16, OT)
- 12 8 times. Last, Alfonso Plummer, UTAH vs. OSU, March 11, 2020 (12-of-17)

FIELD GOAL ATTEMPTS

- 29 Klay Thompson, WSU vs. WASH, Mar. 10, 2011 (15-of-29)
- 28 Anthony Pendleton, USC vs. STAN, Mar. 10, 1989 (8-of-28)
- Tajuan Porter, ORE vs. WSU, Mar. 10, 2010 (12-of-28)
- 27 Trevor Wilson, UCLA vs. ARIZ, Mar. 11, 1990 (13-of-27)
- 25 Torian Graham, ASU vs. ORE, Mar. 9, 2017 (12-of-25)
- Aaron Holiday, UCLA vs. STAN, March 8, 2018 (12-of-25)
- 24 Gary Payton, OSU vs. ASU, Mar. 9, 1990 (12-of-24)
- Brook Lopez, STAN vs. ARIZ, Mar. 13, 2008 (9-of-24)

FIELD GOAL PERCENTAGE (min. 7 made)

- 1.000 Bryce Taylor, ORE vs. USC, Mar. 10, 2007 (11-of-11)
- 1.000 Travis Wear, UCLA vs. STAN, Mar. 14, 2014 (8-of-8)
- 1.000 Jordan Hill, ARIZ vs. OSU, Mar. 12, 2008 (7-of-7)
- .917 Anthony Cook, ARIZ vs. OSU, Mar. 11, 1989 (11-of-12)
- .917 Kyle Kuzma, UTAH vs. USC, Mar. 10, 2016 (11-of-12)
- .909 Channing Frye, ARIZ vs. CAL, Mar. 10, 2005 (10-of-11)
- .900 Salim Stoudamire, ARIZ vs. USC, Mar. 9, 2002 (9-of-10)

THREE-POINT FIELD GOALS

- 11 Alfonso Plummer, UTAH vs. OSU, March 11, 2020 (11-of-16)
- 8 Klay Thompson, WSU vs. WASH, Mar. 10, 2011 (8-of-14)
- 7 Gabe York, ARIZ vs. ORE, Mar. 11, 2016 (7-of-16)
- Isaac Hamilton, UCLA vs. USC, Mar. 12, 2015 (7-of-9)
- Jeremy Green, STAN vs. OSU, Mar. 9, 2011 (7-of-15)
- Salim Stoudamire, ARIZ vs. WASH, Mar. 12, 2005 (7-of-13)
- Bryce Taylor, ORE vs. USC, Mar. 10, 2007 (7-of-7)
- Torian Graham, ASU vs. ORE, Mar. 9, 2017 (7-of-16)
- Elijah Brown, ORE vs. UTAH, March 8, 2018 (7-of-12)
- Jonah Mathews, USC vs. ORE, March 9, 2018 (7-of-9)

THREE-POINT FIELD GOAL ATTEMPTS

- 16 Gabe York, ARIZ vs. ORE, Mar. 11, 2016
- Torian Graham, ASU vs. ORE, Mar. 9, 2017
- Alfonso Plummer, UTAH vs. OSU, March 11, 2020
- 15 Jeremy Green, STAN vs. OSU, Mar. 9, 2011
- 14 Klay Thompson, WSU vs. WASH, Mar. 10, 2011 (8-of-14)
- Anthony Pendleton, USC vs. STAN, Mar. 10, 1989 (6-of-14)
- Mike Redhair, ASU vs. WASH, Mar. 8, 1990 (5-of-14)
- Chamberlain Oguchi, ORE vs. WASH, Mar. 9, 2006 (6-of-14)
- Derek Low, WSU vs. USC, Mar. 9, 2007 (5-of-14)

THREE-POINT FIELD GOAL PERCENTAGE (min. 3 made)

- 1.000 Bryce Taylor, ORE vs. USC, Mar. 10, 2007 (7-of-7)
- Grant Mullins, CAL vs. ORE, Mar. 9, 2017 (5-of-5)
- Delon Wright, UTAH vs. STAN, Mar. 12, 2015 (4-of-4)
- Mike Anderson, WASH vs. STAN, Mar. 11, 2015 (3-of-3)
- Jabari Bird, CAL vs. WSU, Mar. 11, 2015 (3-of-3)
- Luke Ridnour, ORE vs. UCLA, Mar. 14, 2003 (4-of-4)
- Greg Hill, WASH vs. STAN, Mar. 6, 1987 (3-of-3)
- Matt Muehlebach, ARIZ vs. UCLA, Mar. 11, 1990 (3-of-3)
- Elston Turner, WASH vs. STAN, Mar. 12, 2009 (3-of-3)

FREE THROWS

- 15 Jared Cunningham, OSU vs. STAN, Mar. 9, 2011 (15-of-20)
- Sean Elliott, ARIZ vs. STAN, Mar. 12, 1988 (15-of-16)
- 13 Reggie Miller, UCLA vs. CAL, Mar. 7, 1987 (13-of-15)
- Leon Powe, CAL vs. ORE, Mar. 10, 2006 (13-of-18)
- 12 Jason Gardner, ARIZ vs. ASU, Mar. 7, 2002 (12-of-12)
- Jesse Perry, ARIZ vs. UCLA, Mar. 8, 2012 (12-of-13)
- Solomon Hill, ARIZ vs. UCLA, Mar. 8, 2012 (12-of-14)
- Tyler Bey, COLO vs. WASH, March 15, 2019 (12-of-14)

FREE THROW ATTEMPTS

- 20 Jared Cunningham, OSU vs. STAN, Mar. 9, 2011 (15-of-20)
- 18 Leon Powe, CAL vs. ORE, Mar. 10, 2006 (13-of-18)
- 17 Leon Powe, CAL vs. USC, Mar. 9, 2006 (12-of-17)
- Sean Elliott, ARIZ vs. STAN, Mar. 12, 1988 (15-of-16)
- 15 Sean Elliott, ARIZ vs. ORE, Mar. 6, 1987 (10-of-15)
- Reggie Miller, UCLA vs. CAL, Mar. 7, 1987 (13-of-15)
- Tony Wroten, WASH vs. OSU, Mar. 8, 2012 (9-of-15)

FREE THROW PERCENTAGE (min. 9 made)

- 1.000 Jason Gardner, ARIZ vs. ASU, Mar. 7, 2002 (12-of-12)
- Eric Knox, OSU vs. WSU, Mar. 12, 1988 (2 OT) (10-of-10)
- Adam Keefe, STAN vs. CAL, Mar. 9, 1990 (10-of-10)
- Allonzo Trier, ARIZ vs. COLO, March 8, 2018 (10-of-10)
- Tom Tolbert, ARIZ vs. CAL, Mar. 11, 1988 (9-of-9)
- Gabe Pruitt, USC vs. CAL, Mar. 9, 2006 (9-of-9)
- Jordan McLaughlin, USC vs. UCLA, Mar. 9, 2016 (9-of-9)
- Obinna Oleka, ASU vs. STAN, Mar. 8, 2017 (9-of-9)
- Derrick White, COLO vs. ARIZ, Mar. 9, 2017 (9-of-9)
- Dylan Ennis, ORE vs. CAL, Mar. 10, 2017 (9-of-9)
- Noah Dickerson, WASH vs. OSU, March 7, 2018 (9-of-9)

REBOUNDS

- 20 Leon Powe, CAL vs. USC, Mar. 9, 2006
- 18 Ike Diogu, ASU vs. ORE, Mar. 13, 2003
- Deandre Ayton, ARIZ vs. USC, March 10, 2018
- 17 Gary Payton II, OSU vs. CAL, Mar. 10, 2016
- Trevor Wilson, UCLA vs. ARIZ, Mar. 11, 1990
- Thomas Welsh, UCLA vs. ARIZ, March 9, 2018
- Nick Rakocevic, USC vs. WASH, March 14, 2019
- 16 5 times. Last, Tyler Bey, COLO vs. WASH, March 15, 2019

ASSISTS

- 12 Isaiah Thomas, WASH vs. ORE, Mar. 11, 2011
- David Girley, ORE vs. WASH, Mar. 7, 1987
- Matt Othick, ARIZ vs. UCLA, Mar. 11, 1990
- 11 T.J. McConnell, ARIZ vs. UCLA, Mar. 13, 2015
- Abdul Gaddy, WASH vs. WSU, Mar. 13, 2013
- Isaiah Thomas, WASH vs. WSU, Mar. 10, 2011
- Brandon Granville, USC vs. STAN, Mar. 7, 2002
- McKinley Wright IV, COLO vs. ASU, March 7, 2018
- 10 Pooh Richardson, UCLA vs. WSU, Mar. 11, 1988
- Gary Payton, OSU vs. ARIZ, Mar. 12, 1988
- Reggie Moore, WSU vs. OSU, Mar. 7, 2012
- Tyrone Wallace, CAL vs. OSU, Mar. 10, 2016

STEALS

- 7 James Harden, ASU vs. USC, Mar. 13, 2008
- 6 Jared Cunningham, OSU vs. ARIZ, Mar. 10, 2011
- Malcolm Armstead, ORE vs. WASH, Mar. 11, 2011
- 5 15 times. Last, Noah Williams, WSU vs. COLO, March 11, 2020

BLOCKED SHOTS

- 6 Josh Huestis, STAN vs. ASU, Mar. 13, 2013
- Malik Dime, WASH vs. USC, Mar. 8, 2017
- Francis Okoro, ORE vs. UTAH, March 14, 2019
- 5 Ike Diogu, ASU vs. WASH, Mar. 10, 2005
- Jason Washburn, UTAH vs. COLO, Mar. 7, 2012
- Eric Moreland, OSU vs. COLO, Mar. 13, 2013
- Valentine Izundu, WSU vs. COLO, Mar. 9, 2016
- Jordan Bell, ORE vs. CAL, Mar. 10, 2017
- Kingsley Okoroh, CAL vs. STAN, March 7, 2018
- 4 22 times. Last, Kenny Wooten, ORE vs. WASH, March 16, 2019

POINTS

- 83 Reggie Miller, UCLA, 1987 (3 games)
- 80 Leon Powe, CAL, 2006 (3 games)
- 74 Joseph Young, ORE, 2015 (3 games)
Deandre Ayton, ARIZ, 2018 (3 games)
- 71 Sean Elliott, ARIZ, 1988 (3 games)
- 68 Luke Walton, ARIZ, 2002 (3 games)
- 67 Sean Elliott, ARIZ, 1989 (3 games)
Tyler Dorsey, ORE, 2017 (3 games)
- 66 Derrick Williams, ARIZ, 2011 (3 games)
Desmon Farmer, USC, 2003 (3 games)
Louis King, ORE, 2019 (4 games)

FIELD GOALS

- 31 Deandre Ayton, ARIZ, 2018 (31-of-50, 3 games)
- 27 Joseph Young, ORE, 2015 (27-of-57, 3 games)
Reggie Miller, UCLA, 1987 (27-of-49, 3 games)
- 26 Luke Walton, ARIZ, 2002 (26-of-54, 3 games)
Payton Pritchard, ORE, 2019 (26-of-53, 4 games)
- 25 Earl Martin, OSU, 1988 (25-of-40, 3 games)
Leon Powe, CAL, 2006 (25-of-43, 3 games)
Brook Lopez, STAN, 2008 (25-of-60, 3 games)
Carlton Brown, COLO, 2012 (25-of-50, 4 games)

FIELD GOAL ATTEMPTS

- 60 Brook Lopez, STAN, 2008 (25-of-60, 3 games)
- 57 Joseph Young, ORE, 2015 (27-of-57, 3 games)
- 54 Luke Walton, ARIZ, 2002 (26-of-54, 3 games)
- 53 Payton Pritchard, ORE, 2019 (26-of-53, 4 games)
- 51 Anthony Taylor, ORE, 1987 (22-of-51, 3 games)
- 50 Carlton Brown, COLO, 2012 (25-of-50, 4 games)
Deandre Ayton, ARIZ, 2018 (31-of-50, 3 games)

FIELD GOAL PERCENTAGE (min. 15 made)

- .833 Ivan Rabb, CAL, 2016 (15-of-18, 2 games)
- .800 Isaac Hamilton, UCLA, 2015 (16-of-20, 2 games)
- .791 Isaac Austin, ASU, 1990 (19-of-24, 3 games)
- .767 Channing Frye, ARIZ, 2005 (23-of-30, 3 games)
- .762 Todd Anderson, WSU, 1988 (16-of-21, 2 games)
- .750 Bryce Taylor, ORE, 2007 (18-of-24, 3 games)

THREE-POINT FIELD GOALS

- 14 Chamberlain Oguchi, ORE, 2006 (14-of-38, 3 games)
- 13 Tajuan Porter, ORE, 2007 (13-of-21, 3 games)
Elijah Brown, ORE, 2018 (13-of-27, 3 games)
- 11 Alex Austin, ASU, 1990 (11-of-22, 3 games)
James Davis, ORE, 2003 (11-of-22, 3 games)
Salim Stoudamire, ARIZ, 2005 (11-of-23, 3 games)
Gabe Pruitt, USC, 2007 (11-of-22, 3 games)
Jonah Mathews, USC, 2018 (11-of-20, 3 games)
Alfonso Plummer, UTAH, 2020 (11-of-16, 1 game)

THREE-POINT FIELD GOAL ATTEMPTS

- 38 Chamberlain Oguchi, ORE, 2006 (14-of-28, 3 games)
- 29 Desmon Farmer, USC, 2003 (7-of-29, 3 games)
- 27 Elijah Brown, ORE, 2018 (13-of-27, 3 games)
- 24 Joseph Young, ORE, 2015 (9-of-24, 3 games)
- 23 Salim Stoudamire, ARIZ, 2005 (11-of-30, 3 games)
- 22 Alex Austin, ASU, 1990 (11-of-22, 3 games)
James Davis, ORE, 2003 (11-of-22, 3 games)
Luke Ridnour, ORE, 2003 (10-of-22, 3 games)
Gabe Pruitt, USC, 2007 (11-of-22, 3 games)

THREE-POINT FIELD GOAL PERCENTAGE (min. 5 made)

- 1.000 Delon Wright, UTAH, 2015 (5-of-5, 2 games)
- .833 Marcus Williams, ARIZ, 2006 (5-of-6, 2 games)
Stephen Thompson Jr., OSU, 2017 (5-of-6, 1 game)
- .800 Bryce Taylor, ORE, 2007 (8-of-10, 3 games)
- .778 Isaac Hamilton, UCLA, 2015 (7-of-9, 2 games)
- .750 Steve Kerr, ARIZ, 1988 (9-of-12, 3 games)

FREE THROWS

- 30 Leon Powe, CAL, 2006 (30-of-41, 3 games)
- 26 Sean Elliott, ARIZ, 1989 (26-of-27, 3 games)
- 25 Sean Elliott, ARIZ, 1988 (25-of-29, 3 games)
- 23 Reggie Miller, UCLA, 1987 (23-of-25, 3 games)
Desmon Farmer, USC, 2003 (23-of-29, 3 games)
Allonzo Trier, ARIZ, 2017 (23-of-28, 3 games)

FREE THROW ATTEMPTS

- 41 Leon Powe, CAL, 2006 (30-of-41, 3 games)
- 29 Sean Elliott, ARIZ, 1988 (25-of-29, 3 games)
Desmon Farmer, USC, 2003 (23-of-29, 3 games)
- 28 Jesse Perry, ARIZ, 2012 (22-of-28, 3 games)
Allonzo Trier, ARIZ, 2017 (23-of-28, 3 games)
- 27 Jared Cunningham, OSU, 2011 (18-of-27, 2 games)
Sean Elliott, ARIZ, 1989 (26-of-27, 3 games)
Adam Keefe, STAN, 1989 (18-of-27, 3 games)
Jason Gardner, ARIZ, 2002 (22-of-27, 3 games)

FREE THROW PERCENTAGE (min. 15 made)

- 1.000 Jerome Randle, CAL, 2010 (16-of-16, 3 games)
- .963 Sean Elliott, ARIZ, 1989 (26-of-27, 3 games)
- .938 Allonzo Trier, ARIZ, 2018 (15-of-16, 3 games)
- .920 Reggie Miller, UCLA, 1987 (23-of-25, 3 games)
- .889 David Bluthenthal, USC, 2002 (16-of-18, 3 games)
Anthony Goods, STAN, 2009 (16-of-18, 2 games)
Norman Powell, UCLA, 2014 (16-of-18, 3 games)

REBOUNDS

- 41 André Roberson, COLO, 2012 (4 games)
- 38 Deandre Ayton, ARIZ, 2018 (3 games)
- 37 Phil Zevenbergen, WASH, 1987 (3 games)
- 35 Ryan Anderson, CAL, 2007 (3 games)
- 34 Leon Powe, CAL, 2006 (3 games)
- 33 Brook Lopez, STAN, 2008 (3 games)
Tyler Bey, COLO, 2019 (3 games)
- 32 Taj Gibson, USC, 2009 (3 games)
- 31 Jesse Perry, ARIZ, 2012 (3 games)
Kyle Anderson, UCLA, 2014 (3 games)
Jordan Bell, ORE, 2017 (3 games)

ASSISTS

- 30 Isaiah Thomas, WASH, 2011, (3 games)
- 24 Gary Payton, OSU, 1988 (3 games)
- 24 Brandon Granville, USC, 2002 (3 games)
- 24 Luke Ridnour, ORE, 2003 (3 games)
- 23 T.J. McConnell, ARIZ, 2015 (3 games)
- 22 Pooh Richardson, UCLA, 1987 (3 games)
Jordan McLaughlin, USC, 2018 (3 games)
Payton Pritchard, ORE, 2019 (4 games)
- 21 Matt Othick, ARIZ, 1990 (3 games)

STEALS

- 11 Malcolm Armstead, ORE, 2011 (3 games)
- 10 Jordan McLaughlin, USC, 2018 (3 games)
- 9 Gary Payton, OSU, 1988 (3 games)
Carlton Brown, COLO, 2012 (4 games)
- 8 Jared Cunningham, OSU, 2011 (2 games)
Elgin Cook, ORE, 2016 (3 games)
Hameir Wright, WASH, 2019 (3 games)
Payton Pritchard, ORE, 2019 (4 games)
- 7 13 times. Last, Matisse Thybulle, WASH, 2019 (3 games)

BLOCKED SHOTS

- 10 Kenny Wooten, ORE, 2019 (4 games)
- 9 Sean Rooks, ARIZ, 1990 (3 games)
Robin Lopez, STAN, 2008 (3 games)
Kingsley Okoroh, CAL, 2017 (3 games)
- 8 Ed Stokes, ARIZ, 1990 (3 games)
Chris Boucher, ORE, 2016 (3 games)
Jordan Bell, ORE, 2017 (3 games)
- 7 4 times. Last, Jordan Bell, ORE, 2016 (3 games)



PAC-12 TOURNAMENT CHAMPIONS

1987	UCLA	2010	WASHINGTON
1988	ARIZONA	2011	WASHINGTON
1989	ARIZONA	2012	COLORADO
1990	ARIZONA	2013	OREGON
2002	ARIZONA	2014	UCLA
2003	OREGON	2015	ARIZONA
2004	STANFORD	2016	OREGON
2005	WASHINGTON	2017	ARIZONA
2006	UCLA	2018	ARIZONA
2007	OREGON	2019	OREGON
2008	UCLA	2020	No champion
2009	USC		

COACHING RECORDS (active coaches are bold)

COACH, TEAM	YRS	1st	2nd	W	L	PCT
Mark Fox, CAL	1	0	0	1	0	1.000
Kyle Smith, WSU	1	0	0	1	0	1.000
Dana Altman, ORE	10	3	2	19	6	.760
Walt Hazzard, UCLA	2	1	0	3	1	.750
Lute Olson, ARIZ	10	4	1	16	6	.727
Sean Miller, ARIZ	11	3	3	18	7	.720
Tim Floyd, USC	4	1	1	6	3	.667
Bill Frieder, ASU	1	0	0	2	1	.667
Tad Boyle, COLO	9	1	0	13	8	.619
Steve Alford, UCLA	5	1	0	6	4	.600
Jim Harrick, UCLA	2	0	1	3	2	.600
Ben Howland, UCLA	10	2	1	11	8	.579
Lorenzo Romar, WASH	14	3	1	15	11	.577
Henry Bibby, USC	3	0	2	4	3	.571
Cuonzo Martin, CAL	3	0	0	4	3	.571
Andy Enfield, USC	7	0	1	6	6	.500
Ernie Kent, ORE/WSU	13	2	0	11	11	.500
Ben Braun, CAL	7	0	1	7	7	.500
Tony Bennett, WSU	3	0	0	3	3	.500
Ralph Miller, OSU	3	0	1	3	3	.500
Andy Russo, WASH	3	0	1	3	3	.500
Murry Bartow, UCLA	1	0	0	1	1	.500
Mike Montgomery, STAN/CAL	13	1	2	10	12	.455
Johnny Dawkins, STAN	8	0	0	6	8	.429
Mike Hopkins, WASH	3	0	1	2	3	.400
Larry Krystkowiak, UTAH	9	0	1	6	9	.400
Trent Johnson, STAN	4	0	1	3	4	.429
Kevin O'Neill, ARIZ/USC	3	0	0	2	3	.400
Kelvin Sampson, WSU	4	0	0	2	3	.400
Wayne Tinkle, OSU	6	0	0	3	5	.375
Bobby Hurley, ASU	5	0	0	2	4	.333
Craig Robinson, OSU	6	0	0	3	6	.333
Lou Campanelli, CAL	4	0	0	2	4	.333
Jay John, OSU	4	0	0	2	4	.333
Don Monson, ORE	4	0	0	2	4	.333
George Raveling, USC	4	0	0	2	4	.333
Steve Lavin, UCLA	2	0	0	1	2	.333
Steve Patterson, ASU	2	0	0	1	2	.333
Herb Sendek, ASU	9	0	1	3	9	.250
Jerod Haase, STAN	4	0	0	1	4	.200
Mick Cronin, UCLA	1	0	0	0	0	.000
Jim Anderson, OSU	1	0	0	0	1	.000
Bob Bender, WASH	1	0	0	0	1	.000
Bob Cantu, USC	1	0	0	0	1	.000
Wyking Jones, CAL	2	0	0	0	2	.000
Kevin Mouton, OSU	1	0	0	0	1	.000
Lynn Nance, WASH	1	0	0	0	1	.000
Russ Pennell, ARIZ	1	0	0	0	1	.000
Bob Schermerhorn, ASU	1	0	0	0	1	.000
Len Stevens, WSU	1	0	0	0	1	.000
Dick Bennett, WSU	3	0	0	0	3	.000
Rob Evans, ASU	4	0	0	0	4	.000
Ken Bone, WSU	5	0	0	0	5	.000



UCLA's Walt Hazzard receives the inaugural Pac-10 Tournament trophy from Pac-10 Commissioner Tom Hansen

COMPOSITE STANDINGS (ALL-TIME)

TEAM	W	L	PCT	Titles
Arizona	35	15	.700	7
Oregon	32	16	.667	5
Colorado	13	8	.619	1
UCLA	25	18	.581	4
Washington	20	19	.513	3
USC	19	19	.500	1
California	17	22	.436	
Stanford	17	22	.436	1
Utah	6	9	.400	
Oregon State	11	20	.355	
Arizona State	8	21	.276	
Washington State	6	20	.231	

COMPOSITE STANDINGS (SINCE 2002)

TEAM	W	L	PCT	Titles
Oregon	30	12	.714	5
Arizona	26	14	.650	4
Colorado	13	8	.619	1
UCLA	19	15	.559	3
USC	17	15	.531	1
Washington	17	15	.531	3
California	15	18	.455	
Stanford	13	18	.419	1
Utah	6	9	.400	
Oregon State	8	16	.333	
Arizona State	5	17	.227	
Washington State	4	16	.200	

TEAM vs. TEAM RESULTS

	vs. ARIZ	vs. ASU	vs. CAL	vs. COLO	vs. ORE	vs. OSU	vs. STAN	vs. UCLA	vs. USC	vs. UTAH	vs. WASH	vs. WSU	Total
ARIZ	-	1-1	4-0	5-1	2-3	6-0	4-1	5-5	5-1	1-0	1-3	1-0	35-15
ASU	1-1	-	0-0	0-1	0-4	1-2	2-3	1-3	0-4	0-0	2-3	1-0	8-21
CAL	0-4	0-0	-	0-3	2-3	5-1	2-2	3-3	2-3	1-2	1-1	1-0	17-22
COLO	1-5	1-0	3-0	-	1-1	3-0	0-0	0-0	1-0	1-0	0-1	2-1	13-8
ORE	3-2	4-0	3-2	1-1	-	1-0	0-2	3-2	3-2	5-0	5-2	4-3	32-16
OSU	0-6	2-1	1-5	0-3	0-1	-	1-1	1-1	0-1	1-0	3-1	2-0	11-20
STAN	1-4	3-2	2-2	0-0	2-0	1-1	-	1-4	1-3	0-1	2-5	4-0	17-22
UCLA	5-5	3-1	3-3	0-0	2-3	1-1	4-1	-	4-2	0-0	2-1	1-1	25-18
USC	1-5	4-0	3-2	0-1	2-3	1-0	3-1	2-4	-	0-2	1-1	2-0	19-19
UTAH	0-1	0-0	2-1	0-1	0-5	0-1	1-0	0-0	2-0	-	1-0	0-0	6-9
WASH	3-1	3-2	1-1	1-0	2-5	1-3	5-2	1-2	1-1	0-1	-	2-1	20-19
WSU	0-1	0-1	0-1	1-2	3-4	0-2	0-4	1-1	0-2	0-0	1-2	-	6-20

YEAR-BY-YEAR RECORDS (seed)

	ARIZ	ASU	CAL	COLO	ORE	OSU	STAN	UCLA	USC	UTAH	WASH	WSU
1987	0-1 (2)	1-1 (8)	1-1 (4)	N/A	2-1 (7)	0-1 (5)	0-1 (6)	3-0 (1)	0-1 (10)	N/A	2-1 (3)	0-1 (9)
1988	3-0 (1)	0-1 (7)	1-1 (9)	N/A	0-1 (5)	2-1 (2)	1-1 (4)	0-1 (3)	0-1 (8)	N/A	1-1 (10)	1-1 (6)
1989	3-0 (1)	0-1 (7)	0-1 (5)	N/A	0-1 (9)	1-1 (4)	2-1 (2)	1-1 (3)	1-1 (10)	N/A	0-1 (6)	1-1 (8)
1990	3-0 (2)	2-1 (8)	0-1 (3)	N/A	0-1 (5)	0-1 (1)	1-1 (6)	2-1 (4)	1-1 (7)	N/A	0-1 (9)	0-1 (10)
2002	3-0 (2)	0-1 (7)	1-1 (3)	N/A	1-1 (1)	-	0-1 (5)	0-1 (6)	2-1 (4)	N/A	0-1 (8)	-
2003	0-1 (1)	0-1 (4)	1-1 (3)	N/A	3-0 (5)	1-1 (6)	0-1 (2)	1-1 (8)	2-1 (7)	N/A	-	-
2004	1-1 (3)	-	0-1 (4)	N/A	1-1 (5)	-	3-0 (1)	0-1 (7)	0-1 (6)	N/A	2-1 (2)	0-1 (8)
2005	2-1 (1)	0-1 (7)	0-1 (8)	N/A	-	1-1 (5)	1-1 (3)	0-1 (4)	-	N/A	3-0 (2)	0-1 (6)
2006	1-1 (4)	0-1 (8)	2-1 (3)	N/A	2-1 (7)	1-1 (9)	0-1 (5)	3-0 (1)	0-1 (6)	N/A	0-1 (2)	0-1 (10)
2007	0-1 (5)	0-1 (10)	2-1 (8)	N/A	3-0 (4)	0-1 (9)	0-1 (6)	0-1 (1)	2-1 (3)	N/A	1-1 (7)	1-1 (2)
2008	1-1 (7)	0-1 (5)	1-1 (9)	N/A	0-1 (6)	0-1 (10)	2-1 (2)	3-0 (1)	1-1 (4)	N/A	0-1 (8)	1-1 (3)
2009	0-1 (5)	2-1 (4)	0-1 (3)	N/A	0-1 (10)	0-1 (8)	1-1 (9)	1-1 (2)	3-0 (6)	N/A	1-1 (1)	1-1 (7)
2010	0-1 (4)	0-1 (2)	2-1 (1)	N/A	1-1 (8)	0-1 (6)	1-1 (7)	1-1 (5)	-	N/A	3-0 (3)	0-1 (9)
2011	2-1 (1)	0-1 (10)	0-1 (5)	N/A	2-1 (7)	1-1 (9)	0-1 (8)	0-1 (2)	1-1 (4)	N/A	3-0 (3)	0-1 (6)
2012	2-1 (4)	0-1 (10)	1-1 (2)	4-0 (6)	0-1 (3)	2-1 (9)	1-1 (7)	1-1 (5)	0-1 (12)	0-1 (11)	0-1 (1)	0-1 (8)
2013	1-1 (4)	1-1 (9)	0-1 (2)	1-1 (5)	3-0 (3)	0-1 (12)	0-1 (8)	2-1 (1)	0-1 (7)	2-1 (10)	1-1 (6)	0-1 (11)
2014	2-1 (1)	0-1 (3)	0-1 (4)	2-1 (5)	1-1 (7)	0-1 (10)	2-1 (6)	3-0 (2)	0-1 (12)	1-1 (8)	0-1 (9)	0-1 (11)
2015	3-0 (1)	0-1 (5)	1-1 (8)	1-1 (10)	2-1 (2)	0-1 (7)	1-1 (6)	1-1 (4)	1-1 (12)	1-1 (3)	0-1 (11)	0-1 (9)
2016	1-1 (4)	0-1 (11)	1-1 (3)	1-1 (5)	3-0 (1)	1-1 (6)	0-1 (9)	0-1 (10)	1-1 (7)	2-1 (2)	1-1 (8)	0-1 (12)
2017	3-0 (2)	1-1 (8)	2-1 (5)	1-1 (7)	2-1 (1)	0-1 (12)	0-1 (9)	1-1 (3)	1-1 (6)	0-1 (4)	0-1 (11)	0-1 (10)
2018	3-0 (1)	0-1 (9)	0-1 (12)	1-1 (8)	2-1 (6)	1-1 (10)	1-1 (5)	1-1 (4)	2-1 (2)	0-1 (3)	0-1 (7)	0-1 (11)
2019	0-1 (9)	1-1 (2)	0-1 (12)	2-1 (5)	4-0 (6)	0-1 (4)	0-1 (10)	1-1 (7)	1-1 (8)	0-1 (3)	2-1 (1)	0-1 (11)
2020*	1-0 (5)	0-0 (3)	1-0 (10)	0-1 (6)	0-0 (1)	1-0 (8)	0-1 (7)	0-0 (2)	0-0 (4)	0-1 (9)	0-1 (12)	1-0 (11)

ATTENDANCE

YEAR	SESSION 1	SESSION 2	SESSION 3	SESSION 4	SESSION 5	CHAMPIONSHIP	TOTAL
1987	4,851	8,918	5,424	9,352	-	9,117	37,663
1988	12,635	13,436	13,061	13,549	-	13,796	66,477
1989	4,830	7,195	9,001	10,565	-	10,403	41,994
1990	4,567	4,380	8,079	10,989	-	8,037	36,052
2002	12,096	17,839	18,887	-	-	18,997	67,819
2003	14,441	15,048	16,689	-	-	17,485	63,663
2004	13,270	14,689	15,754	-	-	16,413	60,126
2005	14,014	14,393	15,068	-	-	18,672	62,147
2006	7,936	15,144	15,321	17,856	-	18,544	74,801
2007	15,119	16,318	16,585	18,196	-	18,259	84,477
2008	11,642	17,194	16,442	18,997	-	17,534	81,809
2009	10,964	14,732	16,271	18,497	-	16,988	77,452
2010	6,090	12,125	12,255	15,971	-	15,851	62,292
2011	7,814	10,782	12,191	13,190	-	12,074	56,051
2012	5,973	6,747	8,780	9,317	11,615	11,197	53,629
2013	7,451	8,566	12,915	10,566	13,151	11,101	63,750
2014	8,734	9,047	12,916	12,916	12,916	12,916	69,445
2015	9,024	9,875	12,916	12,916	12,916	12,916	70,563
2016	12,916	12,916	12,916	12,916	12,916	12,916	77,496
2017	7,846	9,978	12,782	18,153	19,224	18,927	86,910
2018	8,619	10,458	15,182	13,194	16,596	16,501	80,550
2019	9,748	8,876	10,556	13,012	13,955	12,877	69,024
2020*	8,048	7,452	-	-	-	-	15,500

* - Tournament cancelled due to COVID-19 pandemic



SEED vs. SEED RESULTS

	vs. #1	vs. #2	vs. #3	vs. #4	vs. #5	vs. #6	vs. #7	vs. #8	vs. #9	vs. #10	vs. #11	vs. #12	Total
#1	-	7-3	2-3	10-2	6-0	0-1	0-0	12-3	6-1	0-0	0-0	0-0	43-13
#2	3-7	-	8-1	2-0	0-0	4-3	12-5	0-0	0-0	4-1	0-0	0-0	33-17
#3	3-2	1-8	-	0-1	0-0	15-7	4-1	0-0	0-0	1-0	0-0	0-0	24-19
#4	2-10	0-2	1-0	-	14-7	0-2	0-0	2-0	1-0	0-0	0-0	1-0	21-21
#5	0-6	0-0	0-0	7-14	-	0-0	1-0	1-0	0-0	0-0	0-0	8-1	17-21
#6	1-0	3-4	7-15	2-0	0-0	-	0-0	0-0	0-0	0-0	8-1	0-0	21-20
#7	0-0	5-12	1-4	0-0	0-1	0-0	-	0-0	0-0	12-6	0-0	0-0	18-23
#8	3-12	0-0	0-0	0-1	0-1	0-0	0-1	-	12-7	0-0	0-0	0-0	15-22
#9	1-6	0-0	0-0	0-1	0-0	0-0	0-0	7-12	-	0-0	0-0	0-0	8-19
#10	0-0	1-4	0-1	0-0	0-0	0-0	6-12	0-0	0-0	-	0-0	0-0	7-17
#11	0-0	0-0	0-0	0-0	0-0	1-8	0-0	0-0	0-0	0-0	-	0-0	1-8
#12	0-0	0-0	0-0	0-1	1-8	0-0	0-0	0-0	0-0	0-0	0-0	-	1-9

RECORD BY SEED

YEAR	#1	#2	#3	#4	#5	#6	#7	#8	#9	#10	#11	#12
1987	3-0	0-1	2-1	1-1	0-1	0-1	2-1	1-1	0-1	0-1	N/A	N/A
Upsets:	(7) Oregon 72, (2) Arizona 63											
1988	3-0	2-1	0-1	1-1	0-1	1-1	0-1	0-1	1-1	1-1	N/A	N/A
Upsets:	(9) California 75, (8) USC 59; (10) Washington 96, (7) Arizona State 82; (6) Washington State 73, (3) UCLA 71											
1989	3-0	2-1	1-1	1-1	0-1	0-1	0-1	1-1	0-1	1-1	N/A	N/A
Upsets:	(10) USC 94, (7) Arizona State 82											
1990	0-1	3-0	0-1	2-1	0-1	1-1	1-1	2-1	0-1	0-1	N/A	N/A
Upsets:	(8) Arizona State 83, (1) Oregon State 75; (6) Stanford 77, (3) California 61											
2002	1-1	3-0	1-1	2-1	0-1	0-1	0-1	0-1	-	-	N/A	N/A
Upsets:	(4) USC 89, (1) Oregon 78											
2003	0-1	0-1	1-1	0-1	3-0	0-1	2-1	1-1	-	-	N/A	N/A
Upsets:	(8) UCLA 96, (1) Arizona 89 OT; (7) USC 79, (2) Stanford 74; (5) Oregon 83, (4) Arizona State 82; (7) USC 79, (3) California 62											
2004	3-0	2-1	1-1	0-1	1-1	0-1	0-1	0-1	-	-	N/A	N/A
Upsets:	(5) Oregon 87, (4) California 82											
2005	2-1	3-0	1-1	0-1	1-1	0-1	0-1	0-1	-	-	N/A	N/A
Upsets:	(5) Oregon State 79, (4) UCLA 72; (2) Washington 81, (1) Arizona 72											
2006	3-0	0-1	2-1	1-1	0-1	0-1	2-1	0-1	1-1	0-1	N/A	N/A
Upsets:	(9) Oregon State 71, (8) Arizona State 68; (7) Oregon 84, (2) Washington 73											
2007	0-1	1-1	2-1	3-0	0-1	0-1	1-1	2-1	0-1	0-1	N/A	N/A
Upsets:	(8) California 76, (1) UCLA 69 OT; (3) USC 70, (2) Washington State 61; (4) Oregon 81, (3) USC 57											
2008	3-0	2-1	1-1	1-1	0-1	0-1	1-1	0-1	1-1	0-1	N/A	N/A
Upsets:	(9) California 84, (8) Washington 81											
2009	1-1	1-1	0-1	2-1	0-1	3-0	1-1	0-1	1-1	0-1	N/A	N/A
Upsets:	(9) Stanford 62, (8) Oregon State 54; (6) USC 79, (3) California 75; (4) Arizona State 75, (1) Washington 65; (6) USC 65, (2) UCLA 55, (6) USC 66, (4) Arizona State 63											
2010	2-1	0-1	3-0	0-1	1-1	0-1	1-1	1-1	0-1	-	N/A	N/A
Upsets:	(5) UCLA 75, (4) Arizona 69; (7) Stanford 70, (2) Arizona State 61; (3) Washington 79, (1) California 75											
2011	2-1	0-1	3-0	1-1	0-1	0-1	2-1	0-1	1-1	0-1	N/A	N/A
Upsets:	(9) Oregon State 69, (8) Stanford 67; (7) Oregon 76, (2) UCLA 59; (3) Washington 77, (1) Arizona 75 (OT)											
2012	0-1	1-1	0-1	2-1	1-1	4-0	1-1	0-1	2-1	0-1	0-1	0-1
Upsets:	(9) Oregon State 69, (8) Washington State 64; (9) Oregon State 86, (1) Washington 84; (6) Colorado 63, (3) Oregon 62; (6) Colorado 70, (2) California 59; (6) Colorado 53, (4) Arizona 51											
2013	2-1	0-1	3-0	1-1	1-1	1-1	0-1	0-1	1-1	2-1	0-1	0-1
Upsets:	(9) Oregon State 89, (8) Stanford 88 (OT); (10) Utah 69, (7) USC 66; (10) Utah 79, (2) California 69; (3) Oregon 78, (1) UCLA 69											
2014	2-1	3-0	0-1	0-1	2-1	2-1	1-1	1-1	0-1	0-1	0-1	0-1
Upsets:	(5) Colorado 59, (4) California 56; (6) Stanford 79, (3) Arizona State 58; (2) UCLA 75, (1) Arizona 71											
2015	3-0	2-1	1-1	1-1	0-1	1-1	0-1	1-1	0-1	1-1	0-1	1-1
Upsets:	(12) USC 67, (5) Arizona State 64; (10) Colorado 78, (7) Oregon State 71											
2016	3-0	2-1	1-1	1-1	1-1	1-1	1-1	1-1	0-1	0-1	0-1	0-1
Upsets:	NONE											
2017	2-1	3-0	1-1	0-1	2-1	1-1	1-1	1-1	0-1	0-1	0-1	0-1
Upsets:	(5) California 78, (4) Utah 75; (2) Arizona 83, (1) Oregon 80											
2018	3-0	2-1	0-1	1-1	1-1	2-1	0-1	1-1	0-1	1-1	0-1	0-1
Upsets:	(10) Oregon State 69, (7) Washington 66 (OT); (6) Oregon 68, (3) Utah 66											
2019	2-1	1-1	0-1	0-1	2-1	4-0	1-1	1-1	0-1	0-1	0-1	0-1
Upsets:	(5) Colorado 73, (4) Oregon State 58; (6) Oregon 66, (3) Utah 54; (6) Oregon 79, (2) Arizona State 75 (OT); (6) Oregon 68, (1) Washington 48											
2020	0-0	0-0	0-0	0-0	0-1	0-1	1-0	1-0	0-1	0-1	1-0	1-0
Upsets:	(10) California 63, (7) Stanford 51; (11) Washington State 82, (6) Colorado 68											
Totals	43-13	33-17	24-19	21-21	16-22	21-20	19-22	15-22	8-19	6-18	1-8	2-8

PAC-12 ALL-TOURNAMENT TEAMS

1987

Reggie Miller, UCLA
Pooh Richardson, UCLA
Anthony Taylor, Oregon
Chris Welp, Washington
Phil Zevenbergen, Washington

1988

Sean Elliott, Arizona
Anthony Cook, Arizona
Steve Kerr, Arizona
Todd Lichti, Stanford
Gary Payton, Oregon State

1989

Jud Buechler, Arizona
Sean Elliott, Arizona
Anthony Cook, Arizona
Todd Lichti, Stanford
Gary Payton, Oregon State

1990

Jud Buechler, Arizona
Matt Muehlebach, Arizona
Adam Keefe, Stanford
Alex Austin, Arizona State
Trevor Wilson, UCLA

2002

Sam Clancy, USC
Brandon Granville, USC
Jason Gardner, Arizona
Salim Stoudamire, Arizona
Luke Walton, Arizona

2003

James Davis, Oregon
Desmon Farmer, USC
Luke Jackson, Oregon
Rory O'Neil, USC
Luke Ridnour, Oregon
Ray Young, UCLA

2004

Hassan Adams, Arizona
Josh Childress, Stanford
Luke Jackson, Oregon
Andre Joseph, Oregon
Matt Lottich, Stanford
Nate Robinson, Washington

2005

Channing Frye, Arizona
Matt Haryasz, Stanford
Chris Hernandez, Stanford
Nate Robinson, Washington
Tre Simmons, Washington
Salim Stoudamire, Arizona

2006

Arron Afflalo, UCLA
Jordan Farmar, UCLA
Chamberlain Oguchi, Oregon
Leon Powe, California
Brandon Roy, Washington
Ayinde Ubaka, California

2007

Ryan Anderson, California
Taj Gibson, USC
Gabe Pruitt, USC
Aaron Brooks, Oregon
Bryce Taylor, Oregon
Tajuan Porter, Oregon

2008

Darren Collison, UCLA
Brook Lopez, Stanford
Kevin Love, UCLA
O.J. Mayo, USC
Kyle Weaver, Washington State
Russell Westbrook, UCLA

2009

DeMar DeRozan, USC
Taj Gibson, USC
Derek Glasser, Arizona State
Daniel Hackett, USC
James Harden, Arizona State
Jeff Pendergraph, Arizona State

2010

Jamal Boykin, California
Quincy Pondexter, Washington
Jerome Randle, California
Theo Robertson, California
Michael Roll, UCLA
Isaiah Thomas, Washington

2011

Jared Cunningham, Oregon State
Terrence Ross, Washington
E.J. Singler, Oregon
Isaiah Thomas, Washington
Klay Thompson, Washington State
Derrick Williams, Arizona

2012

Carlton Brown, Colorado
Jared Cunningham, Oregon State
Kyle Fogg, Arizona
Solomon Hill, Arizona
Jesse Perry, Arizona
Andre Roberson, Colorado

2013

Jordan Adams, Fr., UCLA
Jahii Carson, Fr., Arizona State
Dameyan Dotson, Fr., Oregon
Larry Drew II, Sr., UCLA
Arsalan Kazemi, Sr., Oregon
Johnathan Loyd, Jr., Oregon

2014

Kyle Anderson, So., UCLA
Askia Booker, Jr., Colorado
Aaron Gordon, Fr., Arizona
Nick Johnson, Jr., Arizona
Chasson Randle, Jr., Stanford
Joseph Young, Jr., Oregon

2015

Brandon Ashley, Jr., Arizona
Rondae Hollis-Jefferson, So., Arizona
Stanley Johnson, Fr., Arizona
T.J. McConnell, Sr., Arizona
Delon Wright, Sr., Utah
Joseph Young, Sr., Oregon

2016

Ivan Rabb, Fr., California
Jakob Poeltl, So., Utah
Chris Boucher, Jr., Oregon
Dillon Brooks, So., Oregon
Tyler Dorsey, Fr., Oregon
Elgin Cook, Sr., Oregon

2017

Torian Graham, Sr., Arizona State
Derrick White, Sr., Colorado
Dillon Brooks, Jr., Oregon
Tyler Dorsey, So., Oregon
Lauri Markkanen, Fr., Arizona
Allonzo Trier, So., Arizona

2018

Deandre Ayton, Fr., Arizona
Aaron Holiday, Jr., UCLA
Jonah Mathews, So., USC
Jordan McLaughlin, Sr., USC
Dusan Ristic, Sr., Arizona
Thomas Welsh, Sr., UCLA

2019

Zylan Cheatham, R-Sr., Arizona State
McKinley Wright IV, So., Colorado
Jaylen Nowell, So., Washington
Matisse Thybulle, Sr., Washington
Louis King, Fr., Oregon
Payton Pritchard, Jr., Oregon

2020

None - Cancelled due to COVID-19 pandemic

MOST OUTSTANDING PLAYER

1987 Reggie Miller, UCLA (Sr.)
1988 Sean Elliott, ARIZ* (Jr.)
1989 Sean Elliott, ARIZ* (Sr.)
1990 Jud Buechler, ARIZ (Sr.)/
Matt Muehlebach, ARIZ (Sr.)
2002 Luke Walton, ARIZ (Jr.)
2003 Luke Ridnour, ORE* (Jr.)
2004 Josh Childress, STAN* (Jr.)
2005 Salim Stoudamire, ARIZ (Sr.)
2006 Leon Powe, CAL (So.)
2007 Tajuan Porter, ORE (Fr.)
2008 Darren Collison, UCLA (Jr.)
2009 DeMar DeRozan, USC (Fr.)
2010 Isaiah Thomas, WASH (So.)
2011 Isaiah Thomas, WASH (Jr.)
2012 Carlton Brown, COLO (Sr.)
2013 Johnathan Loyd, ORE (Jr.)
2014 Kyle Anderson, UCLA (So.)
2015 Brandon Ashley, ARIZ (Jr.)
2016 Elgin Cook, ORE (Sr.)
2017 Allonzo Trier, ARIZ (So.)
2018 Deandre Ayton, ARIZ* (Fr.)
2019 Payton Pritchard, ORE (Jr.)
2020 None

* - Also named Pac-12 Player of the Year the same season.

PAC-12 HALL OF HONOR

The Pac-12 Conference established the Pac-12 Hall of Honor in 2002. From 2002-17, the Pac-12 celebrated its men's basketball legends by inducting an annual class of standout coaches and student-athletes into the Pac-12 Hall of Honor. Starting in 2018, the Hall of Honor pivoted to feature legendary figures from an array of sports to be inclusive of the broad-based athletics success celebrated in the Conference of Champions.

2002 (Inaugural class)

Sean Elliott, Arizona
Byron Scott, Arizona State
Pete Newell, California
John Dick, Oregon
Gary Payton, Oregon State
Hank Luisetti, Stanford
John Wooden, UCLA
Bill Sharman, USC
Bob Houbregs, Washington
Craig Ehlo, Washington State

2003

Steve Kerr, Arizona
Ned Wulk, Arizona State
Kevin Johnson, California
Howard Hobson, Oregon
Amory "Slats" Gill, Oregon State
Todd Lichti, Stanford
Kareem Abdul-Jabbar, UCLA
Fred "Tex" Winter, USC
Marv Harshman, Washington
Jack Friel, Washington State

2004

Khalid Reeves, Arizona
Lafayette "Fat" Lever, Arizona State
Jason Kidd, California
Ron Lee, Oregon
Mel Counts, Oregon State
Howard "Howie" Dallmar, Stanford
Walt Hazzard, UCLA
Bob Boyd, USC
James Edwards, Washington
George Raveling, Washington State

2005

Pete Williams, Arizona
Joe Caldwell, Arizona State
Darrall Imhoff, California
Blair Rasmussen, Oregon
Ed Lewis, Oregon State
Rich Kelley, Stanford
Gail Goodrich, UCLA
John Rudometkin, USC
Jack Nichols, Washington
Gene Conley, Washington State

2006

Damon Stoudamire, Arizona
Lionel Hollins, Arizona State
Andy Wolfe, California
Jim Loscutoff, Oregon
Ralph Miller, Oregon State
Adam Keefe, Stanford
Don Barksdale, UCLA
Dennis "Mo" Layton, USC
Steve Hawes, Washington
James Donaldson, Washington State

2007

Chris Mills, Arizona
Eddie House, Arizona State
Russ Critchfield, California
Dick Harter, Oregon
Steve Johnson, Oregon State
George Yardley, Stanford
Jamaal (Keith) Wilkes, UCLA
Ron Reilly, USC
Christian Welp, Washington
Vince Hanson, Washington State

2008

Miles Simon, Arizona
Alton Lister, Arizona State
Charles Johnson, California
Terrell Brandon, Oregon
Ephraim J. Rocha, Oregon State
Tom Dose, Stanford
Marques Johnson, UCLA
Paul Westphal, USC
Louie Nelson, Washington
Mark Hendrickson, Washington State

2009

Lute Olson, Arizona
Royce Youree, Arizona State
Nibs Price, California
Greg Ballard, Oregon
Paul Valenti, Oregon State
Jim Pollard, Stanford
Michael Warren, UCLA
Gus Williams, USC
Detlef Schrempf, Washington
Isaac Fontaine, Washington State

2010

Mike Bibby, Arizona
Jeremy Veal, Arizona State
Earl Robinson, California
Kenya Wilkins, Oregon
Dave Gambee, Oregon State
John Arrillaga, Stanford
Reggie Miller, UCLA
John Block, USC
Eldridge Recasner, Washington
Paul Lindemann, Washington State

2011

Michael Dickerson, Arizona
Isaac Austin, Arizona State
Bob McKeen, California
Charlie Warren, Oregon
Charlie White, Oregon State
Brevin Knight, Stanford
Don MacLean, UCLA
Harold Miner, USC
Todd MacCulloch, Washington
Ray Sundquist, Washington State

2012

Richard Jefferson, Arizona
Kurt Nimphius, Arizona State
Lamond Murray, California
Burdette Haldorson, Colorado
Jim Barnett, Oregon
A.C. Green, Oregon State
George Selleck, Stanford
Ed O'Bannon, UCLA
Sam Barry, USC
Arnie Ferrin, Utah
George Irvine, Washington
Steve Puidokas, Washington State

2013

Jason Gardner, Arizona
Dennis Hamilton, Arizona State
Shareef Abdur-Rahim, California
Cliff Meely, Colorado
Chuck Rask, Oregon
Charlie Sitton, Oregon State
Ron Tomsic, Stanford
Lucius Allen, UCLA
Forrest Twogood, USC
Keith Van Horn, Utah
Nate Robinson, Washington
James McKean, Washington State

2014

Luke Walton, Arizona
Verl Heap, Arizona State
David Butler, California
Ken Charlton, Colorado
Frederick Jones, Oregon
Lee Harman, Oregon State
Mark Madsen, Stanford
Tyus Edney, UCLA
Wayne Carlander, USC
Billy McGill, Utah
Brandon Roy, Washington
Ed Gayda, Washington State

2015

Fred Snowden, Arizona
Ron Riley, Arizona State
Sean Lampley, California
Jim Davis, Colorado
Anthony Taylor, Oregon
Jim Jarvis, Oregon State
Casey Jacobsen, Stanford
Dave Meyers, UCLA
Alex Hannum, USC
Danny Vranes, Utah
Jon Brockman, Washington
Bennie Seltzer, Washington State

2016

Salim Stoudamire, Arizona
Art Becker, Arizona State
Brian Hendrick, California
Scott Wedman, Colorado
Luke Ridnour, Oregon
Jim Anderson, Oregon State
Kim Belton, Stanford
Keith Erickson, UCLA
Sam Clancy, USC
Vern Gardner, Utah
Isaiah Thomas, Washington
Keith Morrison, Washington State

2017

Bob Elliott, Arizona
Tarence Wheeler, Arizona State
Jerome Randle, California
Chauncey Billups, Colorado
Stu Jackson, Oregon
Ray Blume, Oregon State
Mike Montgomery, Stanford
David Greenwood, UCLA
Ralph Vaughn, USC
Andre Miller, Utah
Quincy Pondexter, Washington
Carlos Daniel, Washington State

2018

Michael Wright, Arizona
Linda Vollstedt, Arizona State
Matt Biondi, California
Bill Toomey, Colorado
Andrew Wheatington, Oregon
Carol Menken-Schaudt, Oregon State
Kerri Walsh Jennings, Stanford
Rafer Johnson, UCLA
Cheryl Miller, USC
Missy Marlowe, Utah
Sonny Sixkiller, Washington
Laura Lavine, Washington State

2019

Meg Ritchie-Stone, Arizona
Frank Kush, Arizona State
Natalie Coughlin, California
Lisa Van Goor, Colorado
Bev Smith, Oregon
Dick Fosbury, Oregon State
Dick Gould, Stanford
Ann Meyers Drysdale, UCLA
Ronnie Lott, USC
Steve Smith Jr., Utah
Patricia 'Trish' Bostrom, Washington
John Olerud, Washington State

2020

Sean Rooks, Arizona
Melissa Belote Ripley, Arizona State
Don Bowden, California
Bill Marolt, Colorado
Dan Fouts, Oregon
Joni Huntley, Oregon State
Jennifer Azzi, Stanford
Jonathan Ogden, UCLA
Barbara Hedges, USC
Kathy Kreiner-Phillips, Utah
Lincoln Kennedy, Washington
Jeanne Eggart Helfer, Washington State



▶ Pete Newell and his California Golden Bears celebrate the 1959 NCAA title.

▶ Oregon's "Tall Firs" won the first NCAA title in 1939.



▶ Lute Olson and the Arizona Wildcats captured the 1997 NCAA title.

▶ The 1963-64 UCLA Bruins, the first of the school's 11 NCAA Championship squads.





1915-16 (PCC)

	W	L	PCT	ALL
1. CAL	5	3	.625	11-5
2. OSU	5	3	.625	16-5
3. WASH	2	6	.250	7-7

1916-17 (PCC)

	W	L	PCT	ALL
1. WSU	8	1	.888	25-1
2. CAL	5	1	.833	15-1
3. WASH	7	5	.583	9-8
4. OSU	7	6	.538	11-7
5. STAN	0	6	.000	8-8
6. ORE	0	8	.000	0-11

1917-18 (PCC)

No official Conference competition.

1918-19 (PCC)

	W	L	PCT	ALL
1. ORE	11	3	.786	13-4
2. WSU	7	5	.583	10-11
3. CAL	2	2	.500	6-3
4. WASH	5	7	.417	6-10
5. OSU	3	9	.250	3-13
6. STAN	0	2	.000	9-3

1919-20 (PCC)

	W	L	PCT	ALL
1. STAN	9	1	.900	8-3
2. CAL	5	5	.500	8-5
3. WSU	6	7	.462	10-11
4. OSU	5	7	.417	7-12
5. WASH	5	7	.417	7-8
6. ORE	5	8	.385	8-9

1920-21 (PCC)

	W	L	PCT	ALL
1. STAN	8	3	.727	15-3
2. CAL	8	3	.727	15-4
3. WASH	10	4	.714	18-4
4. ORE	8	4	.667	15-5
5. WSU	3	11	.214	12-16
6. OSU	2	14	.125	6-17

1921-22 (PCC)

	W	L	PCT	ALL
1. IDA	7	0	1.000	19-1
2. OSU	10	2	.823	21-2
3. CAL	10	4	.714	19-6
4. WASH	11	5	.688	13-5
5. STAN	4	6	.400	8-7
6. WSU	4	11	.267	9-17
7. USC	1	3	.250	7-5
8. ORE	0	16	.000	7-24

1922-23 (PCC)

NORTH	W	L	PCT	ALL
1. IDA	5	3	.625	14-3
2. WASH	5	3	.625	12-4
3. OSU	4	4	.500	19-7
4. WSU	4	4	.500	16-10
5. ORE	2	6	.250	15-10

North Playoff: IDA 24, WASH 12

SOUTH	W	L	PCT	ALL
1. CAL	5	3	.625	12-6
2. STAN	5	3	.625	12-4
3. USC	2	6	.250	5-12

South Playoff: CAL def. STAN in 3 of 4 regular season games

Playoff: IDA 28, CAL 20
IDA 29, CAL 25

1923-24 (PCC)

NORTH	W	L	PCT	ALL
1. WASH	7	2	.778	12-4
2. OSU	6	2	.750	20-5
3. ORE	4	4	.500	15-5
4. IDA	4	6	.400	10-8
5. WSU	3	7	.300	17-11
6. MONT	1	4	.200	7-8

SOUTH	W	L	PCT	ALL
1. CAL	5	3	.625	14-4
2. USC	4	4	.500	15-4
3. STAN	3	5	.375	10-5

Playoff: CAL 32, WASH 31
CAL 28, WASH 25

1924-25 (PCC)

NORTH	W	L	PCT	ALL
1. OSU	7	2	.778	29-8
2. ORE	7	2	.778	16-4
3. WASH	5	5	.500	14-7
4. IDA	5	5	.500	11-5
5. MONT	2	6	.250	9-10
6. WSU	2	8	.200	18-11

Playoff: OSU 15, ORE 12
ORE 23, OSU 21
OSU 27, ORE 26

SOUTH	W	L	PCT	ALL
1. CAL	3	1	.750	11-4
2. STAN	1	3	.250	10-3

Playoff: OSU 32, CAL 25
CAL 32, OSU 17
CAL 33, OSU 19

1925-26 (PCC)

NORTH	W	L	PCT	ALL
1. ORE	10	0	1.000	18-4
2. OSU	6	4	.600	18-6
3. IDA	5	4	.556	14-10
4. WASH	5	5	.500	10-6
5. MONT	2	8	.200	5-10
6. WSU	1	8	.111	9-17

SOUTH	W	L	PCT	ALL
1. CAL	5	0	1.000	14-0
2. STAN	3	2	.600	10-6
3. USC	0	6	.000	4-8

Playoff: CAL 32, ORE 17
CAL 29, ORE 23

1926-27 (PCC)

NORTH	W	L	PCT	ALL
1. ORE	8	2	.800	24-4
2. WASH	7	3	.700	15-4
3. IDA	7	3	.700	10-4
4. OSU	4	6	.400	14-11
5. WSU	3	7	.300	11-10
6. MONT	1	9	.100	5-11

SOUTH	W	L	PCT	ALL
1. CAL	5	0	1.000	13-0
2. STAN	3	2	.600	9-9
3. USC	0	6	.000	10-8

Playoff: CAL 39, ORE 35
CAL 33, ORE 21

1927-28 (PCC)

NORTH	W	L	PCT	ALL
1. WASH	9	1	.900	22-6
2. ORE	8	2	.800	18-3
3. IDA	4	6	.400	7-7
4. OSU	4	6	.400	15-16
5. MONT	4	6	.400	6-8
6. WSU	1	9	.100	7-17

SOUTH	W	L	PCT	ALL
1. USC	6	3	.667	22-4
2. CAL	6	3	.667	9-6
3. UCLA	5	4	.556	10-5
4. STAN	1	8	.111	8-13

South Playoff: USC def. CAL in 2 of 3 regular season games

Playoff: USC 53, WASH 50
USC 27, WASH 26

1928-29 (PCC)

NORTH	W	L	PCT	ALL
1. WASH	10	0	1.000	18-2
2. IDA	6	4	.600	11-10
3. WSU	5	5	.500	9-14
4. OSU	4	6	.400	12-8
5. ORE	3	7	.300	10-8
6. MONT	2	8	.200	9-11

SOUTH	W	L	PCT	ALL
1. CAL	9	0	1.000	17-3
2. STAN	6	3	.667	13-6
3. USC	2	7	.222	16-6
4. UCLA	1	8	.111	7-9

Playoff: CAL 43, WASH 21
CAL 30, WASH 27

1929-30 (PCC)

NORTH	W	L	PCT	ALL
1. WASH	12	4	.750	21-7
2. WSU	9	7	.562	14-12
3. ORE	8	8	.500	14-12
4. OSU	7	9	.437	14-13
5. IDA	4	12	.250	7-18

SOUTH	W	L	PCT	ALL
1. USC	7	2	.778	15-5
2. CAL	6	3	.667	9-8
3. UCLA	3	6	.333	14-8
4. STAN	2	7	.222	10-9

Playoff: USC 46, WASH 31
WASH 36, USC 31
USC 37, WASH 29

1930-31 (PCC)

NORTH	W	L	PCT	ALL
1. WASH	14	2	.875	25-3
2. WSU	10	6	.625	18-7
3. OSU	9	7	.562	19-9
4. ORE	6	10	.375	12-10
5. IDA	1	15	.062	3-16

SOUTH	W	L	PCT	ALL
1. CAL	6	3	.667	12-10
2. USC	5	4	.556	8-8
3. UCLA	4	5	.444	9-6
4. STAN	3	6	.333	8-9

Playoff: WASH 41, CAL 25
CAL 36, WASH 34
WASH 42, CAL 30

1931-32 (PCC)

NORTH	W	L	PCT	ALL
1. WASH	12	4	.750	19-6
2. WSU	11	5	.687	22-5
3. OSU	8	8	.500	12-12
4. ORE	7	9	.437	13-11
5. IDA	2	14	.125	8-16

SOUTH	W	L	PCT	ALL
1. CAL	8	3	.727	16-8
2. USC	8	3	.727	10-12
3. UCLA	4	7	.363	9-10
4. STAN	2	9	.181	6-13

South Playoff: CAL 26, USC 22

Playoff: CAL 22, WASH 21
CAL 36, WASH 24

1932-33 (PCC)

NORTH	W	L	PCT	ALL
1. OSU	12	4	.750	21-6
2. WASH	10	6	.625	22-6
3. WSU	8	8	.500	17-8
4. IDA	8	8	.500	8-8
5. ORE	2	14	.125	8-19

SOUTH	W	L	PCT	ALL
1. USC	10	1	.909	18-5
2. CAL	8	3	.727	18-7
3. STAN	3	8	.272	9-18
4. UCLA	1	10	.091	10-11

Playoff: OSU 35, USC 33
USC 39, OSU 28
OSU 24, USC 19

1933-34 (PCC)

NORTH	W	L	PCT	ALL
1. WASH	14	2	.875	20-5
2. ORE	9	7	.562	17-8
3. OSU	7	9	.437	14-10
4. WSU	6	10	.375	14-11
5. IDA	4	12	.250	4-12

SOUTH	W	L	PCT	ALL
1. USC	9	3	.750	16-8
2. CAL	8	4	.667	19-7
3. STAN	5	7	.417	8-12
4. UCLA	2	10	.167	10-13

Playoff: USC 27, WASH 25
WASH 43, USC 41
WASH 34, USC 30

1934-35 (PCC)

NORTH	W	L	PCT	ALL
1. OSU	12	4	.750	19-9
2. WASH	11	5	.687	16-8
3. ORE	7	9	.437	16-12
4. WSU	6	10	.375	12

1935-36 (PCC)

NORTH	W	L	PCT	ALL
1. WASH	13	3	.812	25-7
2. OSU	10	6	.625	16-9
3. WSU	8	8	.500	22-8
4. ORE	7	9	.437	20-11
5. IDA	2	14	.125	2-14

SOUTH	W	L	PCT	ALL
1. STAN	8	4	.667	22-7
2. USC	8	4	.667	14-12
3. CAL	6	6	.500	13-16
4. UCLA	2	10	.167	10-13

South Playoff: STAN 39, USC 36
 Playoff: STAN 60, WASH 39
 STAN 48, WASH 38

1936-37 (PCC)

NORTH	W	L	PCT	ALL
1. WSU	11	5	.687	24-8
2. ORE	11	5	.687	20-9
3. WASH	11	5	.687	15-11
4. OSU	5	11	.312	11-14
5. IDA	2	14	.125	8-18

Playoff: WSU 42, ORE 25
 WSU 36, WASH 33

SOUTH	W	L	PCT	ALL
1. STAN	10	2	.833	25-2
2. USC	8	4	.667	19-6
3. CAL	4	8	.333	17-10
4. UCLA	2	10	.167	6-13

Playoff: STAN 31, WSU 28
 STAN 41, WSU 40

1937-38 (PCC)

NORTH	W	L	PCT	ALL
1. ORE	14	6	.700	25-8
2. WASH	13	7	.650	29-7
3. WSU	12	8	.600	19-11
4. IDA	12	8	.600	12-8
5. OSU	6	14	.300	17-16
6. MONT	3	17	.150	10-19

SOUTH	W	L	PCT	ALL
1. STAN	10	2	.833	21-3
2. CAL	8	4	.667	18-11
3. USC	6	6	.500	17-9
4. UCLA	0	12	.000	4-20

Playoff: STAN 52, ORE 39
 STAN 59, ORE 51

1938-39 (PCC)

NORTH	W	L	PCT	ALL
1. ORE (NCAA*)	14	2	.875	29-5
2. WASH	11	5	.687	20-5
3. WSU	8	8	.500	23-10
4. OSU	6	10	.375	13-11
5. IDA	1	15	.062	12-19

SOUTH	W	L	PCT	ALL
1. CAL	9	3	.750	24-8
2. USC	9	3	.750	20-5
3. STAN	6	6	.500	16-9
4. UCLA	0	12	.000	7-20

* - NCAA Champion
 South Playoff: CAL 42, USC 36
 Playoff: ORE 54, CAL 49
 ORE 53, CAL 47

1939-40 (PCC)

NORTH	W	L	PCT	ALL
1. OSU	12	4	.750	27-11
2. ORE	10	6	.625	19-12
3. WSU	9	7	.562	23-10
4. WASH	6	10	.325	10-15
5. IDA	3	13	.187	11-15

SOUTH	W	L	PCT	ALL
1. USC (NCAA*)	10	2	.833	20-3
2. STAN	6	6	.500	14-9
3. CAL	5	7	.467	15-17
4. UCLA	3	9	.250	8-17

* - NCAA third place (tie)
 Playoff: USC 53, OSU 41
 USC 62, OSU 26

1940-41 (PCC)

NORTH	W	L	PCT	ALL
1. WSU (NCAA*)	13	3	.812	26-6
2. OSU	9	7	.562	19-9
3. ORE	7	9	.437	18-18
4. WASH	7	9	.437	12-13
5. IDA	4	12	.250	14-15

SOUTH	W	L	PCT	ALL
1. STAN	10	2	.833	21-5
2. CAL	6	6	.500	15-12
3. USC	6	6	.500	15-10
4. UCLA	2	10	.167	6-20

* - NCAA runner-up
 Playoff: WSU 46, STAN 43
 WSU 44, STAN 40

1941-42 (PCC)

NORTH	W	L	PCT	ALL
1. OSU	11	5	.688	18-9
2. WASH	10	6	.625	18-7
3. WSU	9	7	.562	21-8
4. ORE	7	9	.437	12-15
5. IDA	3	13	.187	12-16

SOUTH	W	L	PCT	ALL
1. STAN (NCAA*)	11	1	.917	28-4
2. USC	7	5	.583	12-8
3. CAL	4	8	.333	11-19
4. UCLA	2	10	.167	5-18

* - NCAA Champion
 Playoff: STAN 41, OSU 28
 OSU 42, STAN 33
 STAN 40, OSU 35

1942-43 (PCC)

NORTH	W	L	PCT	ALL
1. WASH (NCAA)	12	4	.750	24-7
2. ORE	10	6	.625	19-10
3. WSU	9	7	.562	19-11
4. OSU	8	8	.500	19-9
5. IDA	1	15	.062	14-20

SOUTH	W	L	PCT	ALL
1. USC	7	1	.875	23-5
2. UCLA	4	4	.500	14-7
3. STAN	4	4	.500	10-11
4. CAL	1	7	.125	9-15

Playoff: WASH 53, USC 51
 WASH 52, USC 45

1943-44 (PCC)

NORTH	W	L	PCT	ALL
1. WASH	15	1	.937	26-6
2. ORE	11	5	.687	16-10
3. IDA	5	11	.312	7-16
4. OSU	5	11	.312	8-16
5. WSU	4	12	.250	8-19

SOUTH	W	L	PCT	ALL
1. CAL	4	0	1.000	7-3
2. UCLA	3	3	.500	10-10
3. USC	1	5	.167	8-12

No Conference playoff held.

1944-45 (PCC)

NORTH	W	L	PCT	ALL
1. ORE (NCAA)	11	5	.687	30-15
2. WSU	11	5	.687	23-13
3. OSU	10	6	.625	20-8
4. WASH	5	11	.312	22-18
5. IDA	3	13	.188	13-20

Playoff: ORE 51, WSU 41
 WSU 53, ORE 48
 ORE 39, WSU 37

SOUTH	W	L	PCT	ALL
1. UCLA	3	1	.750	12-12
2. USC	2	2	.500	15-9
3. CAL	1	3	.250	7-8

No Conference playoff held.

1945-46 (PCC)

NORTH	W	L	PCT	ALL
1. IDA	11	5	.687	23-11
2. OSU	10	6	.625	13-11
3. ORE	8	8	.500	16-17
4. WASH	6	10	.375	14-14
5. WSU	5	11	.312	16-13

SOUTH	W	L	PCT	ALL
1. CAL (NCAA*)	11	1	.917	30-6
2. USC	8	4	.667	14-7
3. UCLA	5	7	.417	8-16
4. STAN	0	12	.000	6-18

* - NCAA fourth place
 Playoff: CAL 52, IDA 37
 IDA 28, CAL 23
 CAL 53, IDA 36

1946-47 (PCC)

NORTH	W	L	PCT	ALL
1. OSU (NCAA)	13	3	.812	28-5
2. WSU	11	5	.687	23-10
3. WASH	8	8	.500	16-8
4. ORE	7	9	.437	18-9
5. IDA	1	15	.062	4-24

SOUTH	W	L	PCT	ALL
1. UCLA	9	3	.750	18-7
2. CAL	8	4	.667	20-11
3. STAN	5	7	.417	15-16
4. USC	2	10	.167	10-14

Playoff: OSU 69, UCLA 52
 OSU 63, UCLA 46

1947-48 (PCC)

NORTH	W	L	PCT	ALL
1. WASH (NCAA)	10	6	.625	23-11
2. OSU	10	6	.625	21-13
3. WSU	9	7	.563	19-10
4. ORE	8	8	.500	18-11
5. IDA	3	13	.188	17-15

Playoff: WASH 59, OSU 42

SOUTH	W	L	PCT	ALL
1. CAL	11	1	.917	25-9
2. USC	7	5	.583	14-10
3. UCLA	3	9	.250	12-13
4. STAN	3	9	.250	15-11

Playoff: CAL 64, WASH 51
 WASH 64, CAL 57
 WASH 54, CAL 49

1948-49 (PCC)

NORTH	W	L	PCT	ALL
1. OSU (NCAA*)	12	4	.750	24-12
2. WSU	8	8	.500	21-9
3. ORE	7	9	.437	12-18
4. IDA	7	9	.437	17-15
5. WASH	6	10	.375	11-15

SOUTH	W	L	PCT	ALL
1. UCLA	10	2	.714	22-7
2. USC	8	4	.667	14-10
3. STAN	5	7	.417	19-9
4. CAL	1	11	.083	14-19

* - NCAA fourth place
 Playoff: OSU 53, UCLA 41
 UCLA 47, OSU 39
 OSU 41, UCLA 35

1949-50 (PCC)

NORTH	W	L	PCT	ALL
1. WSU	11	5	.687	19-13
2. WASH	8	8	.500	19-10
3. OSU	8	8	.500	13-14
4. IDA	7	9	.437	15-17
5. ORE	6	10	.375	9-19

SOUTH	W	L	PCT	ALL
1. UCLA (NCAA)	10	2	.833	24-7
2. USC	7	5	.583	16-8
3. CAL	4	8	.333	10-17
4. STAN	3	9	.250	11-14

Playoff: UCLA 60, WSU 58
 UCLA 52, WSU 49

1950-51 (PCC)

NORTH	W	L	PCT	ALL
1. WASH (NCAA)	11	5	.688	24-6
2. ORE	10	6	.625	18-13
3. WSU	7	9	.438	17-15
4. IDA	6	10	.375	15-14
5. OSU	6	10	.375	14-18

SOUTH	W	L	PCT	ALL
1. UCLA	8	4	.667	19-10
2. USC	8	4	.667	21-6
3. STAN	5	7	.417	12-14
4. CAL	3	9	.250	16-16

South Playoff: UCLA 49, USC 41
 Playoff: WASH 70, UCLA 51
 WASH 71, UCLA 54



1951-52 (PCC)

Table with columns W, L, PCT, ALL for 1951-52 (PCC) North division. Teams: WASH, IDA, ORE, WSU, OSU.

Table with columns W, L, PCT, ALL for 1951-52 (PCC) South division. Teams: UCLA (NCAA), STAN, CAL, USC.

Playoff: UCLA 65, WASH 53; WASH 53, UCLA 50; UCLA 60, WASH 50

1952-53 (PCC)

Table with columns W, L, PCT, ALL for 1952-53 (PCC) North division. Teams: WASH (NCAA*), IDA, ORE, OSU, WSU.

Table with columns W, L, PCT, ALL for 1952-53 (PCC) South division. Teams: CAL, USC, UCLA, STAN.

* - NCAA third place; Playoff: WASH 60, CAL 47; WASH 80, CAL 57

1953-54 (PCC)

Table with columns W, L, PCT, ALL for 1953-54 (PCC) North division. Teams: OSU, IDA, ORE, WASH, WSU.

Table with columns W, L, PCT, ALL for 1953-54 (PCC) South division. Teams: USC (NCAA*), UCLA, CAL, STAN.

* - NCAA fourth place; Playoff: USC 53, OSU 48; OSU 65, USC 47; USC 48, OSU 45

1954-55 (PCC)

Table with columns W, L, PCT, ALL for 1954-55 (PCC) North division. Teams: OSU (NCAA), ORE, WASH, WSU, IDA.

Table with columns W, L, PCT, ALL for 1954-55 (PCC) South division. Teams: UCLA, STAN, USC, CAL.

Playoff: OSU 82, UCLA 75; OSU 82, UCLA 64

1955-56 (PCC)

Table with columns W, L, PCT, ALL for 1955-56 (PCC). Teams: UCLA (NCAA), WASH, STAN, CAL, USC, ORE, OSU, IDA, WSU.

1956-57 (PCC)

Table with columns W, L, PCT, ALL for 1956-57 (PCC). Teams: CAL (NCAA), UCLA, WASH, USC, STAN, OSU, IDA, WSU, ORE.

1957-58 (PCC)

Table with columns W, L, PCT, ALL for 1957-58 (PCC). Teams: OSU, CAL (NCAA), UCLA, IDA, USC, STAN, ORE, WASH, WSU.

1958-59 (PCC)

Table with columns W, L, PCT, ALL for 1958-59 (PCC). Teams: CAL (NCAA*), WASH, UCLA, STAN, USC, OSU, IDA, ORE, WSU.

* - NCAA Champion

1959-60 (AAWU)

Table with columns W, L, PCT, ALL for 1959-60 (AAWU). Teams: CAL (NCAA*), UCLA, USC (NCAA), STAN, WASH.

* - NCAA runner-up

1960-61 (AAWU)

Table with columns W, L, PCT, ALL for 1960-61 (AAWU). Teams: USC (NCAA), UCLA, WASH, CAL, STAN.

1961-62 (AAWU)

Table with columns W, L, PCT, ALL for 1961-62 (AAWU). Teams: UCLA (NCAA*), STAN, WASH, USC, CAL.

* - NCAA fourth place

1962-63 (AAWU)

Table with columns W, L, PCT, ALL for 1962-63 (AAWU). Teams: UCLA (NCAA), STAN, USC, WASH, CAL.

1963-64 (AAWU)

Table with columns W, L, PCT, ALL for 1963-64 (AAWU). Teams: UCLA (NCAA*), STAN, CAL, USC, WASH, WSU.

* - NCAA Champion

1964-65 (AAWU)

Table with columns W, L, PCT, ALL for 1964-65 (AAWU). Teams: UCLA (NCAA*), STAN, USC, OSU, WSU, WASH, CAL, ORE.

* - NCAA Champion

1965-66 (AAWU)

Table with columns W, L, PCT, ALL for 1965-66 (AAWU). Teams: OSU (NCAA), UCLA, STAN, WSU, ORE, USC, WASH, CAL.

1966-67 (AAWU)

Table with columns W, L, PCT, ALL for 1966-67 (AAWU). Teams: UCLA (NCAA*), WSU, OSU, STAN, CAL, WASH, USC, ORE.

* - NCAA Champion

1967-68 (AAWU)

Table with columns W, L, PCT, ALL for 1967-68 (AAWU). Teams: UCLA (NCAA*), USC, WSU, CAL, OSU, STAN, WASH, ORE.

* - NCAA Champion

1968-69 (Pac-8)

Table with columns W, L, PCT, ALL for 1968-69 (Pac-8). Teams: UCLA (NCAA*), WSU, USC, WASH, ORE, OSU, CAL, STAN.

* - NCAA Champion

1969-70 (Pac-8)

Table with columns W, L, PCT, ALL for 1969-70 (Pac-8). Teams: UCLA (NCAA*), WSU, USC, ORE, WASH, OSU, STAN.

* - NCAA Champion

1970-71 (Pac-8)

Table with columns W, L, PCT, ALL for 1970-71 (Pac-8). Teams: UCLA (NCAA*), USC, ORE, CAL, WASH, OSU, WSU, STAN.

* - NCAA Champion

1971-72 (Pac-8)

Table with columns W, L, PCT, ALL for 1971-72 (Pac-8). Teams: UCLA (NCAA*), WASH, OSU, USC, CAL, STAN, WSU, ORE.

* - NCAA Champion

1972-73 (Pac-8)

Table with columns W, L, PCT, ALL for 1972-73 (Pac-8). Teams: UCLA (NCAA*), USC (NIT), ORE, STAN, WASH, OSU, CAL, WSU.

* - NCAA Champion

1973-74 (Pac-8)

	W	L	PCT	ALL
1. UCLA (NCAA*)	12	2	.857	26-4
2. USC	11	3	.785	24-5
3. ORE	9	5	.643	15-11
4. WASH	7	7	.500	16-10
5. OSU	6	8	.429	13-13
6. STAN	5	9	.357	11-14
7. CAL	3	11	.214	9-17
8. WSU	3	11	.214	8-21

* - NCAA third place

1974-75 (Pac-8)

	W	L	PCT	ALL
1. UCLA (NCAA*)	12	2	.857	28-3
2. OSU (NCAA)	10	4	.714	19-12
3. USC	8	6	.571	18-8
4. CAL	7	7	.500	17-9
5. ORE (NIT^)	6	8	.429	21-9
6. WASH	6	8	.429	16-10
7. STAN	6	8	.429	12-14
8. WSU	1	13	.071	10-16

* - NCAA Champion

^ - NIT third place

1975-76 (Pac-8)

	W	L	PCT	ALL
1. UCLA (NCAA*)	12	2	.857	27-5
2. OSU^	10	4	.714	18-9
3. ORE (NIT)	10	4	.714	19-11
4. WASH (NCAA)	9	5	.643	22-6
5. WSU	8	6	.571	18-8
6. CAL	4	10	.286	12-14
7. STAN	3	11	.214	9-18
8. USC	0	14	.000	11-16

* - NCAA third place

^ - OSU record does not include forfeits of 15 wins – including seven Conference victories – as required by the NCAA as a result of an ineligible player participating under a court order.

1976-77 (Pac-8)

	W	L	PCT	ALL
1. UCLA (NCAA)	11	3	.786	24-5
2. ORE (NIT)	9	5	.643	19-10
3. WSU	8	6	.571	19-8
4. WASH	8	6	.571	17-10
5. OSU	8	6	.571	16-13
6. CAL	7	7	.500	12-15
7. STAN	3	11	.214	11-16
8. USC	2	12	.143	6-20

1977-78 (Pac-8)

	W	L	PCT	ALL
1. UCLA (NCAA)	14	0	1.000	25-3
2. OSU	9	5	.643	16-11
3. WSU	7	7	.500	16-11
4. USC	7	7	.500	14-13
5. ORE	6	8	.429	16-11
6. WASH	6	8	.429	14-13
7. CAL	4	10	.286	11-16
8. STAN	3	11	.214	13-14

1978-79 (Pac-10)

	W	L	PCT	ALL
1. UCLA (NCAA)	15	3	.833	25-5
2. USC (NCAA)	14	4	.778	20-9
3. OSU (NIT)	11	7	.611	18-10
4. WSU	10	8	.556	18-9
5. ARIZ	10	8	.556	16-11
6. ASU	7	11	.389	16-14
7. ORE	7	11	.389	12-15
8. STAN	6	12	.333	12-15
9. WASH	6	12	.333	11-16
10. CAL	4	14	.222	6-21

1979-80 (Pac-10)

	W	L	PCT	ALL
1. OSU (NCAA)^	16	2	.889	26-4
2. ASU (NCAA)	15	3	.833	22-7
3. WSU (NCAA)	14	4	.778	22-6
4. UCLA (NCAA*)	12	6	.667	22-10
5. WASH (NIT)	9	9	.500	18-10
6. ARIZ	6	12	.333	12-15
7. USC	5	13	.278	12-15
8. ORE	5	13	.278	10-17
9. STAN	5	13	.278	7-19
10. CAL	3	15	.167	8-19

* - NCAA runner-up. Postseason record of 5-1 later vacated.

^ - Postseason record of 0-1 later vacated.

1980-81 (Pac-10)

	W	L	PCT	ALL
1. OSU (NCAA)	17	1	.944	26-2
2. ASU (NCAA)	16	2	.889	24-4
3. UCLA (NCAA)	13	5	.722	20-7
4. USC	9	9	.500	14-13
5. WASH	8	10	.444	14-13
6. ARIZ	8	10	.444	13-14
7. ORE	6	12	.333	13-14
8. CAL	5	13	.278	13-14
9. STAN	5	13	.278	9-18
10. WSU	3	15	.167	10-17

^ - Postseason record of 0-1 later vacated.

1981-82 (Pac-10)

	W	L	PCT	ALL
1. OSU (NCAA)	16	2	.889	25-5
2. UCLA	14	4	.778	21-6
3. USC (NCAA)	13	5	.722	19-9
4. WASH (NIT)	11	7	.611	19-10
5. WSU	10	8	.556	16-14
6. CAL	8	10	.444	14-13
7. ASU	8	10	.444	13-14
8. ORE	4	14	.222	9-18
9. ARIZ	4	14	.222	9-18
10. STAN	2	16	.111	7-20

^ - Postseason record of 2-1 later vacated.

1982-83 (Pac-10)

	W	L	PCT	ALL
1. UCLA (NCAA)	15	3	.833	23-6
2. WSU (NCAA)	14	4	.778	23-7
3. OSU (NIT)	12	6	.667	20-11
4. ASU (NIT)	12	6	.667	19-14
5. USC	11	7	.611	17-11
6. WASH	7	11	.389	16-15
7. CAL	7	11	.389	14-14
8. STAN	6	12	.333	14-14
9. ORE	5	13	.278	9-18
10. ARIZ	1	17	.056	4-24

1983-84 (Pac-10)

	W	L	PCT	ALL
1. WASH (NCAA)	15	3	.833	24-7
2. OSU (NCAA)	15	3	.833	22-7
3. ORE (NIT)	11	7	.611	16-13
4. UCLA	10	8	.556	17-11
5. STAN	8	10	.444	19-12
6. ASU	8	10	.444	13-15
7. ARIZ	8	10	.444	11-17
8. USC	6	12	.333	11-20
9. CAL	5	13	.278	12-16
10. WSU	4	14	.222	10-18

1984-85 (Pac-10)

	W	L	PCT	ALL
1. WASH (NCAA)	13	5	.722	22-10
2. USC (NCAA)	13	5	.722	19-10
3. OSU (NCAA)	12	6	.667	22-9
4. ARIZ (NCAA)	12	6	.667	21-10
5. UCLA (NIT*)	12	6	.667	21-12
6. ORE	8	10	.444	15-16
7. ASU	7	11	.389	12-16
8. WSU	5	13	.278	13-15
9. CAL	5	13	.278	13-15
10. STAN	3	15	.167	11-17

* - NIT Champion

1985-86 (Pac-10)

	W	L	PCT	ALL
1. ARIZ (NCAA)	14	4	.778	23-9
2. WASH (NCAA)	13	5	.722	19-12
3. CAL (NIT)	11	7	.611	19-10
4. UCLA (NIT)	9	9	.500	15-14
5. ASU	8	10	.444	14-14
6. WSU	8	10	.444	15-16
7. STAN	8	10	.444	14-16
8. OSU	8	10	.444	12-15
9. ORE	6	12	.333	11-17
10. USC	5	13	.278	11-17

1986-87 (Pac-10)

	W	L	PCT	ALL
1. UCLA* (NCAA)	14	4	.778	25-7
2. ARIZ (NCAA)	13	5	.722	18-12
3. WASH (NIT)	10	8	.556	20-15
4. CAL (NIT)	10	8	.556	20-15
5. OSU (NIT)	10	8	.556	19-11
6. STAN	9	9	.500	15-13
7. ORE	8	10	.444	16-14
8. ASU	6	12	.333	11-17
9. WSU	6	12	.333	10-18
10. USC	4	14	.222	9-19

* - Pac-10 Tournament Champion

1987-88 (Pac-10)

	W	L	PCT	ALL
1. ARIZ* (NCAA^)	17	1	.944	35-3
2. OSU (NCAA)	12	6	.667	20-11
3. UCLA	12	6	.667	16-14
4. STAN (NIT)	11	7	.611	21-12
5. ORE (NIT)	10	8	.556	16-14
6. WSU	7	11	.389	13-16
7. ASU	6	12	.333	13-16
8. USC	5	13	.278	7-21
9. CAL	5	13	.278	9-20
10. WASH	5	13	.278	10-19

* - Pac-10 Tournament Champion

^ - NCAA third place (tie)

1988-89 (Pac-10)

	W	L	PCT	ALL
1. ARIZ* (NCAA)	17	1	.944	29-4
2. STAN (NCAA)	15	3	.833	26-7
3. UCLA (NCAA)	13	5	.722	21-10
4. OSU (NCAA)	13	5	.722	22-8
5. CAL (NIT)	10	8	.556	20-13
6. WASH	8	10	.444	12-16
7. ASU	5	13	.278	12-16
8. WSU	4	14	.222	10-19
9. ORE	3	15	.167	8-21
10. USC	2	16	.111	10-22

* - Pac-10 Tournament Champion

1989-90 (Pac-10)

	W	L	PCT	ALL
1. OSU (NCAA)	15	3	.833	22-7
2. ARIZ* (NCAA)	15	3	.833	25-7
3. CAL (NCAA)	12	6	.667	22-10
4. UCLA (NCAA)	11	7	.611	22-11
5. ORE (NIT)	10	8	.556	15-14
6. STAN (NIT)	9	9	.500	18-12
7. USC	6	12	.333	12-16
8. ASU (NIT)	6	12	.333	15-16
9. WASH	5	13	.278	11-17
10. WSU	1	17	.056	7-22

* - Pac-10 Tournament Champion

1990-91 (Pac-10)

	W	L	PCT	ALL
1. ARIZ (NCAA)	14	4	.778	28-7
2. UCLA (NCAA)	11	7	.611	23-9
3. ASU (NCAA)	10	8	.556	20-10
4. USC (NCAA)	10	8	.556	19-10
5. STAN (NIT*)	8	10	.444	20-13
6. WSU	8	10	.444	16-12
7. OSU	8	10	.444	14-14
8. ORE	8	10	.444	13-15
9. CAL	8	10	.444	13-15
10. WASH	5	13	.278	14-14

* - NIT Champion

1991-92 (Pac-10)

	W	L	PCT	ALL
1. UCLA (NCAA)	16	2	.889	28-5
2. USC (NCAA)	15	3	.833	24-6
3. ARIZ (NCAA)	13	5	.722	24-7
4. STAN (NCAA)	10	8	.556	18-11
5. WSU (NIT)	9	9	.500	22-11
6. ASU (NIT)	9	9	.500	19-14
7. OSU	7	11	.389	15-16
8. WASH	5	13	.278	12-17
9. CAL	4	14	.222	10-18
10. ORE	2	16	.111	6-21

1992-93 (Pac-10)

	W	L	PCT	ALL
1. ARIZ (NCAA)	17	1	.944	24-4
2. CAL (NCAA)	12	6	.667	21-9
3. UCLA (NCAA)	11	7	.611	22-11
4. ASU (NIT)	11	7	.611	18-10
5. USC (NIT)	9	9	.500	18-12
6. WSU	9	9	.500	15-12
7. OSU	9	9	.500	13-14
8. WASH	7	11	.389	13-14
9. ORE	3	15	.177	10-20
10. STAN	2	16	.111	7-23



1993-94 (Pac-10)

Table with 5 columns: Rank, Team, W, L, PCT, ALL. Lists top 10 teams for 1993-94 season.

* - NCAA third place (tie)

1994-95 (Pac-10)

Table with 5 columns: Rank, Team, W, L, PCT, ALL. Lists top 10 teams for 1994-95 season.

^ As required by the NCAA, California later forfeited five league wins and 13 victories overall due to the participation of an ineligible player.

& - Postseason record of 2-1 later vacated.

* - NCAA Champion

1995-96 (Pac-10)

Table with 5 columns: Rank, Team, W, L, PCT, ALL. Lists top 10 teams for 1995-96 season.

^ As required by the NCAA, California later forfeited nine league wins and 15 victories overall due to the participation of an ineligible player.

1996-97 (Pac-10)

Table with 5 columns: Rank, Team, W, L, PCT, ALL. Lists top 10 teams for 1996-97 season.

* - NCAA Champion

1997-98 (Pac-10)

Table with 5 columns: Rank, Team, W, L, PCT, ALL. Lists top 10 teams for 1997-98 season.

1998-99 (Pac-10)

Table with 5 columns: Rank, Team, W, L, PCT, ALL. Lists top 10 teams for 1998-99 season.

* - NIT Champion

^ - NIT Final Four (4th place)

% - Postseason record of 0-1 later vacated.

- Postseason record of 0-1 later vacated.

1999-2000 (Pac-10)

Table with 5 columns: Rank, Team, W, L, PCT, ALL. Lists top 10 teams for 1999-2000 season.

2000-01 (Pac-10)

Table with 5 columns: Rank, Team, W, L, PCT, ALL. Lists top 10 teams for 2000-01 season.

* - NCAA runner-up

2001-02 (Pac-10)

Table with 5 columns: Rank, Team, W, L, PCT, ALL. Lists top 10 teams for 2001-02 season.

* - Pac-10 Tournament Champion

2002-03 (Pac-10)

Table with 5 columns: Rank, Team, W, L, PCT, ALL. Lists top 10 teams for 2002-03 season.

* - Pac-10 Tournament Champion

2003-04 (Pac-10)

Table with 5 columns: Rank, Team, W, L, PCT, ALL. Lists top 10 teams for 2003-04 season.

* - Pac-10 Tournament Champion

2004-05 (Pac-10)

Table with 5 columns: Rank, Team, W, L, PCT, ALL. Lists top 10 teams for 2004-05 season.

* - Pac-10 Tournament Champion

2005-06 (Pac-10)

Table with 5 columns: Rank, Team, W, L, PCT, ALL. Lists top 10 teams for 2005-06 season.

* - Pac-10 Tournament Champion

^ - NCAA runner-up

2006-07 (Pac-10)

Table with 5 columns: Rank, Team, W, L, PCT, ALL. Lists top 10 teams for 2006-07 season.

* - Pac-10 Tournament Champion

^ - NCAA Final Four

2007-08 (Pac-10)

Table with 5 columns: Rank, Team, W, L, PCT, ALL. Lists top 10 teams for 2007-08 season.

* - Pac-10 Tournament Champion

^ - NCAA Final Four

& - 21 wins and one loss later vacated due to NCAA penalty.

% - 19 wins and one loss later vacated due to NCAA penalty

2008-09 (Pac-10)

Table with 5 columns: Rank, Team, W, L, PCT, ALL. Lists top 10 teams for 2008-09 season.

* - Pac-10 Tournament Champion

2009-10 (Pac-10)

Table with 5 columns: Rank, Team, W, L, PCT, ALL. Lists top 10 teams for 2009-10 season.

* - Pac-10 Tournament Champion

2010-11 (Pac-10)

Table with 5 columns: Rank, Team, W, L, PCT, ALL. Lists top 10 teams for 2010-11 season.

* - Pac-10 Tournament Champion

2011-12 (Pac-12)

	W	L	PCT	ALL
1. WASH (NIT)	14	4	.778	24-11
2. CAL (NCAA)	13	5	.722	24-10
3. ORE (NIT)	13	5	.722	24-10
4. ARIZ (NIT)	12	6	.667	23-12
5. COLO* (NCAA)	11	7	.611	24-12
6. UCLA	11	7	.611	19-14
7. STAN (NIT)	10	8	.556	26-11
8. OSU (CBI)	7	11	.389	21-15
9. WSU (CBI)	7	11	.389	19-18
10. ASU	6	12	.333	10-21
11. UTAH	3	15	.167	6-25
12. USC	1	17	.056	6-26

* - Pac-12 Tournament Champion

2012-13 (Pac-12)

	W	L	PCT	ALL
1. UCLA (NCAA)	13	5	.722	25-10
2. ARIZ (NCAA)	12	6	.667	27-8
3. ORE* (NCAA)	12	6	.667	28-9
4. CAL (NCAA)	12	6	.667	21-12
5. COLO (NCAA)	10	8	.556	21-12
6. ASU (NIT)	9	9	.500	22-13
7. STAN (NIT)	9	9	.500	19-15
8. WASH (NIT)	9	9	.500	18-16
9. USC	9	9	.500	14-18
10. UTAH	5	13	.278	15-18
11. OSU	4	14	.222	14-18
12. WSU	4	14	.222	13-19

* - Pac-12 Tournament Champion

2013-14 (Pac-12)

	W	L	PCT	ALL
1. ARIZ (NCAA)	15	3	.833	33-5
2. UCLA* (NCAA)	12	6	.667	28-9
3. ORE (NCAA)	10	8	.556	24-10
4. COLO (NCAA)	10	8	.556	23-12
5. STAN (NCAA)	10	8	.556	23-13
6. ASU (NCAA)	10	8	.556	21-12
7. CAL (NIT)	10	8	.556	21-14
8. UTAH (NIT)	9	9	.500	21-12
9. WASH	9	9	.500	17-15
10. OSU (CBI)	8	10	.444	16-16
11. WSU	3	15	.167	10-21
12. USC	2	16	.111	11-21

* - Pac-12 Tournament Champion

2014-15 (Pac-12)

	W	L	PCT	ALL
1. ARIZ* (NCAA)	16	2	.889	34-4
2. UTAH (NCAA)	13	5	.722	26-9
3. ORE (NCAA)	13	5	.722	26-10
4. UCLA (NCAA)	11	7	.611	22-14
5. STAN (NIT)	9	9	.500	24-13
6. ASU (NIT)	9	9	.500	18-16
7. OSU	8	10	.444	17-14
8. CAL	7	11	.389	18-15
9. COLO (CBI)	7	11	.389	16-18
10. WSU	7	11	.389	13-18
11. WASH	5	13	.278	16-15
12. USC	3	15	.167	12-20

* - Pac-12 Tournament Champion

2015-16 (Pac-12)

	W	L	PCT	ALL
1. ORE* (NCAA)	14	4	.778	31-7
2. UTAH (NCAA)	13	5	.722	27-9
3. ARIZ (NCAA)	12	6	.667	25-9
4. CAL (NCAA)	12	6	.667	23-11
5. COLO (NCAA)	10	8	.556	22-12
6. USC (NCAA)	9	9	.500	21-13
7. OSU (NCAA)	9	9	.500	19-13
8. WASH (NIT)	9	9	.500	19-15
9. STAN	8	10	.444	15-15
10. UCLA	6	12	.333	15-17
11. ASU	5	13	.278	15-17
12. WSU	1	17	.056	9-22

* - Pac-12 Tournament Champion

2016-17 (Pac-12)

	W	L	PCT	ALL
1. ORE (NCAA)	16	2	.889	33-6
2. ARIZ* (NCAA)	16	2	.889	32-5
3. UCLA (NCAA)	15	3	.833	31-5
4. UTAH (NIT)	11	7	.611	20-12
5. CAL (NIT)	10	8	.556	21-13
6. USC (NCAA)	10	8	.556	26-10
7. COLO (NIT)	8	10	.444	19-15
8. ASU	7	11	.389	15-18
9. STAN	6	12	.333	14-17
10. WSU	6	12	.333	13-18
11. WASH	2	16	.111	9-22
12. OSU	1	17	.056	5-27

* - Pac-12 Tournament Champion

2017-18 (Pac-12)

	W	L	PCT	ALL
1. ARIZ* (NCAA)	14	4	.778	27-8
2. USC (NIT)	12	6	.667	24-12
3. UTAH (NIT)	11	7	.611	23-12
4. UCLA (NCAA)	11	7	.611	21-12
5. STAN (NIT)	11	7	.611	19-16
6. ORE (NIT)	10	8	.556	23-13
7. WASH (NIT)	10	8	.556	21-13
8. COLO	8	10	.444	17-15
9. ASU (NCAA)	8	10	.444	20-12
10. OSU	7	11	.389	16-16
11. WSU	4	14	.222	12-19
12. CAL	2	16	.111	8-24

* - Pac-12 Tournament Champion

2018-19 (Pac-12)

	W	L	PCT	ALL
1. WASH (NCAA)	15	3	.833	27-9
2. ASU (NCAA)	12	6	.667	23-11
3. UTAH	11	7	.611	17-14
4. OSU	10	8	.556	18-13
5. COLO (NIT)	10	8	.556	23-13
6. ORE* (NCAA)	10	8	.556	25-13
7. UCLA	9	9	.500	17-16
8. USC	8	10	.444	16-17
9. ARIZ	8	10	.444	17-15
10. STAN	8	10	.444	15-16
11. WSU	4	14	.222	11-21
12. CAL	3	15	.167	8-23

* - Pac-12 Tournament Champion

2019-20 (Pac-12)^

	W	L	PCT	ALL
1. ORE	13	5	.722	24-7
2. UCLA	12	6	.667	19-12
3. ASU	11	7	.611	20-11
4. USC	11	7	.611	22-9
5. ARIZ	10	8	.556	21-11
6. COLO	10	8	.556	21-11
7. STAN	9	9	.500	20-12
8. OSU	7	11	.389	18-13
9. UTAH	7	11	.389	16-15
10. CAL	7	11	.389	14-18
11. WSU	6	12	.333	16-16
12. WASH	5	13	.278	15-17

^ - Season cancelled after Pac-12 Tournament First Round due to COVID-19 pandemic.

PAC-12 OVERTIME GAMES
(1979-2011 = 90-game sched.)
(2012-current = 108-game sched.)

No.	Year
13	1986, 2014
11	2020
10	1984, '88, '00
8	1983, '95, '06, '07, '08, '09
7	1981, '82, '85, '99, '01, '04, '05, '13, '16, '18, '19
6	1998, '15
5	1987, '91, '97, '03, '10
4	1992, '94, '96, '02
3	1979, '80, '12, '17
2	1989, '90
1	1993

Excludes Pac-12 Tournament

PAC-12 OVERTIME
CONFERENCE GAMES
BY SCHOOL:

	1979-2011	2012-
1. UTAH	13
2. ASU	42
COLO	12
UCLA	44
5. ARIZ	29
ORE	37
USC	44
WSU	45
9. WASH	35
10. OSU	34
11. STAN	30
12. CAL	44

Excludes Pac-12 Tournament

BEST PAC-12 START BEFORE
FIRST CONFERENCE LOSS:
(Since 1979)

ARIZ	16-0 (1998)
ASU	6-0 (1980)
CAL	7-0 (2003)
COLO	3-0 (2012, '14)
ORE	8-0 (2017)
OSU	17-0 (1981)
STAN	17-0 (2004)
UCLA	9-0 (1983)
USC	5-0 (2000, '02)
UTAH	4-0 (2015)
WASH	10-0 (2019)
WSU	7-0 (1983)

BEST START BEFORE
FIRST LOSS (all games):

ARIZ	21 (2014)
ASU	12 (2018)
CAL	14 (1926)
COLO	7 (1913, '83, 2020)
ORE	14 (1938)
OSU	26 (1981)
STAN	26 (2004)
UCLA	30 (1964, '67, '72, '73)
USC	17 (1910)
UTAH	18 (1998)
WASH	18 (1929)
WSU	17 (1915)



CONFERENCE, ALL-TIME (Since 1916)

Table with 5 columns: Rank, Team, Years, Titles, W, L, PCT. Lists teams from 1. Arizona to 14. Montana.

CONFERENCE, 1979-2011 (Pac-10 years)

Table with 5 columns: Rank, Team, Years, Titles, W, L, PCT. Lists teams from 1. UCLA to 10. Washington State.

CONFERENCE, 2012- (Pac-12 Years)

Table with 5 columns: Rank, Team, Years, Titles, W, L, PCT. Lists teams from 1. Arizona to 12. Washington State.

CONFERENCE, PAST 10 YEARS (2010-2019)

Table with 5 columns: Rank, Team, Years, Titles, W, L, PCT. Lists teams from 1. Arizona to 12. Washington State.

() Indicates number of shared titles and is included in team total

ALL GAMES, ALL-TIME

Table with 5 columns: Rank, Team, Years, W, L, PCT. Lists teams from 1. UCLA to 12. Washington State.

(Totals based on the 2019-20 NCAA Records Book)

Cumulative home court records in Pac-12 play:

Table with 2 columns: Year, W-L record. Lists years from 1979 to 2020.

Cumulative non-conference record (includes postseason):

Table with 2 columns: Year, W-L record. Lists years from 1978-79 to 2019-20.

	ARIZ	ASU	CAL	IDA	MON	ORE	OSU	STAN	UCLA	USC	WASH	WSU	CHAMPION
1915-16	—	—	1t	—	—	—	1t	—	—	—	3	—	California/OSU
1916-17	—	—	2	—	—	6	4	5	—	—	3	1	Washington State
1917-18	—	—	—	—	—	—	—	—	—	—	—	—	—
1918-19	—	—	3	—	—	1	5	6	—	—	4	2	Oregon
1919-20	—	—	2	—	—	6	4	1	—	—	5	3	Stanford
1920-21	—	—	1t	—	—	4	6	1t	—	—	3	5	Stanford/California
1921-22	—	—	3	1	—	8	2	5	—	7	4	6	Idaho
1922-23	—	—	1tS*	1tN*	—	5N	3tN	1tS	—	3	1tN	3tN	Idaho
1923-24	—	—	1S	4N	6N	3N	2N	3S	—	2S	1N	5N	California
1924-25	—	—	1S	3tN	5N	1tN	1tN*	2S	—	—	3tN	6N	California
1925-26	—	—	1S	3N	5N	1N	2N	2S	—	3S	4N	6N	California
1926-27	—	—	1S	2tN	6N	1N	4N	2S	—	3S	2tN	5N	California
1927-28	—	—	1tS	3tN	3tN	2N	3tN	4S	3S	1tS*	1N	6N	USC
1928-29	—	—	1S	2N	6N	5N	4N	2S	4S	3S	1N	3N	California
1929-30	—	—	2S	5N	—	3N	4N	4S	3S	1S	1N	2N	USC
1930-31	—	—	1S	5N	—	4N	3N	4S	3S	2S	1N	2N	Washington
1931-32	—	—	1tS*	5N	—	4N	3N	4S	3S	1tS	1N	2N	California
1932-33	—	—	2S	3tN	—	5N	1N	3S	4S	1S	2N	3tN	Oregon State
1933-34	—	—	2S	5N	—	2N	3N	3S	4S	1S	1N	4N	Washington
1934-35	—	—	2S	5N	—	3N	1N	3tS	3tS	1S	2N	4N	USC
1935-36	—	—	3S	5N	—	4N	2N	1tS*	4S	1tS	1N	3N	Stanford
1936-37	—	—	3S	5N	—	1tN	4N	1S	4S	2S	1tN	1tN	Stanford
1937-38	—	—	2S	3tN	6N	1N	5N	1S	4S	3S	2N	3tN	Stanford
1938-39	—	—	1tS*	5N	—	1N	4N	3S	4S	1tS	2N	3N	Oregon
1939-40	—	—	3S	5N	—	2N	1N	2S	4S	1S	4N	3N	USC
1940-41	—	—	2tS	5N	—	3tN	2N	1S	4S	2tS	3tN	1N	Washington State
1941-42	—	—	3S	5N	—	4N	1N	1S	4S	2S	2N	3N	Stanford
1942-43	—	—	4S	5N	—	2N	4N	2tS	2tS	1S	1N	3N	Washington
1943-44	—	—	1S	3tN	—	2N	3tN	—	2S	3S	1N	5N	Washington/California
1944-45	—	—	3S	5N	—	1tN*	3N	—	1S	2S	4N	1tN	Oregon/UCLA
1945-46	—	—	1S	1N	—	3N	2N	4S	3S	2S	4N	5N	California
1946-47	—	—	2S	5N	—	4N	1N	3S	1S	4S	3N	2N	Oregon State
1947-48	—	—	1S	5N	—	4N	1tN	3tS	3tS	2S	1tN*	3N	Washington
1948-49	—	—	4S	3tN	—	3tN	1N	3S	1S	2S	5N	2N	Oregon State
1949-50	—	—	3S	4N	—	5N	2tN	4S	1S	2S	2tN	1N	UCLA
1950-51	—	—	4S	4tN	—	2N	4tN	3S	1tS*	1tS	1N	3N	Washington
1951-52	—	—	2tS	2N	—	3N	5N	2tS	1S	4S	1N	4N	UCLA
1952-53	—	—	1S	2tN	—	2tN	4N	4S	3S	2S	1N	5N	Washington
1953-54	—	—	3S	2tN	—	2tN	1N	4S	2S	1S	4N	5N	USC
1954-55	—	—	4S	4tN	—	2N	1N	2S	1S	3S	3N	4tN	Oregon State
1955-56	—	—	3t	8	—	6t	6t	3t	1	5	2	9	UCLA
1956-57	—	—	1	7t	—	9	6	5	2t	4	2t	7t	California
1957-58	—	—	1t	4	—	7	1t	6	3	5	8	9	OSU/California
1958-59	—	—	1	7	—	8	6	3t	3t	5	2	9	California
1959-60	—	—	1	—	—	—	—	4	2	3	5	—	California
1960-61	—	—	4	—	—	—	—	5	2	1	3	—	USC
1961-62	—	—	5	—	—	—	—	2	1	3t	3t	—	UCLA
1962-63	—	—	5	—	—	—	—	1t	1t	3t	3t	—	Stanford/UCLA
1963-64	—	—	3	—	—	—	—	2	1	4	5	6	UCLA
1964-65	—	—	7	—	—	8	4	2	1	3	6	5	UCLA
1965-66	—	—	7t	—	—	4t	1	3	2	4t	7t	4t	Oregon State
1966-67	—	—	5t	—	—	8	2t	4	1	5t	5t	2t	UCLA
1967-68	—	—	4	—	—	8	5t	5t	1	2	7	3	UCLA
1968-69	—	—	7t	—	—	5t	5t	7t	1	3	4	2	UCLA
1969-70	—	—	6	—	—	4	7	8	1	2t	5	2t	UCLA
1970-71	—	—	3t	—	—	3t	6	7t	1	2	5	7t	UCLA
1971-72	—	—	5	—	—	8	3t	6	1	3t	2	7	UCLA
1972-73	—	—	7	—	—	3	5t	4	1	2	5t	8	UCLA
1973-74	—	—	7t	—	—	3	5	6	1	2	4	7t	UCLA



PAC-12 YEARLY CONFERENCE FINISHES

	ARIZ	ASU	CAL	COLO	IDA	MON	ORE	OSU	STAN	UCLA	USC	UTAH	WASH	WSU	CHAMPION
1974-75	—	—	4	—	—	—	5t	2	5t	1	3	—	5t	8	UCLA
1975-76#	—	—	6	—	—	—	2t	2t	7	1	8	—	4	5	UCLA
1976-77	—	—	6	—	—	—	2	4t	7	1	8	—	4t	3	UCLA
1977-78	—	—	7	—	—	—	5t	2	8	1	3t	—	5t	3t	UCLA
1978-79	4t	6t	10	—	—	—	6t	3	8t	1	2	—	8t	4t	UCLA
1979-80	6	2	10	—	—	—	7t	1	7t	4	7t	—	5	3	Oregon State
1980-81	5t	2	8t	—	—	—	7	1	8t	3	4	—	5t	10	Oregon State
1981-82	8t	6t	6t	—	—	—	8t	1	10	2	3	—	4	5	Oregon State
1982-83	10	3t	6t	—	—	—	9	3t	8	1	5	—	6t	2	UCLA
1983-84	5t	5t	9	—	—	—	3	1t	5t	4	8	—	1t	10	OSU/Washington
1984-85	3t	7	9	—	—	—	6	3t	10	3t	1t	—	1t	8	USC/Washington
1985-86	1	5t	3	—	—	—	9	5t	5t	4	10	—	2	5t	Arizona
1986-87	2	8t	3t	—	—	—	7	3t	6	1•	10	—	3t	8t	UCLA
1987-88	1•	7	8t	—	—	—	5	2t	4	2t	8t	—	8t	6	Arizona
1988-89	1•	7	5	—	—	—	9	3t	2	3t	10	—	6	8	Arizona
1989-90	1t•	7t	3	—	—	—	5	1t	6	4	7t	—	9t	9t	Arizona/OSU
1990-91	1	3t	5t	—	—	—	5t	5t	5t	2	3t	—	5t	10	Arizona
1991-92	3	5t	9	—	—	—	10	7	4	1	2	—	8	5t	UCLA
1992-93	1	3t	2	—	—	—	9	5t	10	3t	5t	—	5t	8	Arizona
1993-94	1	4t	2t	—	—	—	8	10	4t	2t	7	—	9	4t	Arizona
1994-95&	2	3	8t	—	—	—	4	7	5t	1	10	—	8t	5t	UCLA
1995-96&	2	8	4	—	—	—	5t	10	3	1	9	—	5t	7	UCLA
1996-97	5	10	2t	—	—	—	7	9	2t	1	2t	—	6	8	UCLA
1997-98	1	5t	5t	—	—	—	5t	9t	2	3	8	—	4	9t	Arizona
1998-99	2	9	5t	—	—	—	5t	7t	1	3	7t	—	4	10	Stanford
1999-00	1t	4t	7	—	—	—	3	8t	1t	4t	6	—	8t	10	Arizona/Stanford
2000-01	2	6t	4t	—	—	—	6t	9t	1	3	4t	—	9t	6t	Stanford
2001-02	2t•	7	2t	—	—	—	1	9	2t	6	2t	—	8	10	Oregon
2002-03	1	4	3	—	—	—	5•	6t	2	6t	6t	—	9	10	Arizona
2003-04	3	10	4t	—	—	—	4t	9	1•	7t	6	—	2	7t	Stanford
2004-05	1	6t	8t	—	—	—	8t	6t	3t	3t	10	—	2	6t	Arizona
2005-06	4t	8t	3	—	—	—	7	8t	4t	1•	6	—	2	10	UCLA
2006-07	3t	10	8	—	—	—	3t•	9	6	1	3t	—	7	2	UCLA
2007-08	7	5t	9	—	—	—	5t	10	2	1•	3t	—	8	3t	UCLA
2008-09	5t	3t	3t	—	—	—	10	8	9	2	5t•	—	1	7	Washington
2009-10	4	2	1	—	—	—	8t	5t	8t	5t	5t	—	3•	10	California
2010-11	1	10	5	—	—	—	7t	9	7t	2	4	—	3•	6	Arizona
2011-12	4	10	2t	5t•	—	—	2t	8t	7	5t	12	11	1	8t	Washington
2012-13	2t	6t	2t	5	—	—	2t•	t11	6t	1	6t	10	6t	t11	UCLA
2013-14	1	3t	3t	3t	—	—	3t	10	3t	2•	12	8t	8t	11	Arizona
2014-15	1•	5t	8t	8t	—	—	2t	7	5t	4	12	2t	11	8t	Arizona
2015-16	3t	11	3t	5	—	—	1•	6t	9	10	6t	2	6t	12	Oregon
2016-17	1t•	8	5t	7	—	—	1t	12	9t	3	5t	4	11	9t	Arizona/Oregon
2017-18	1•	8t	12	8t	—	—	6t	10	3t	3t	2	3t	6t	11	Arizona
2018-19	8t	2	12	4t	—	—	4t•	4t	8t	7	8t	3	1	11	Washington
2019-20	5t	3t	8t	5t	—	—	1	8t	7	2	3t	8t	12	11	Oregon

Conference champion in **boldface**

* - Divisional champion

• - Pac-12 Tournament champion

- 1975-76 standings reflect on-court standings (Oregon State subsequently forfeited seven Conference games)

& - 1994-95 and 1995-96 reflect on-court standings. (California subsequently forfeited five Conference games in 1995 and nine Conference games in 1996).

Pacific Coast Conference (PCC), 1915-16 - 1958-59

Athletic Association of Western Universities (AAWU), 1959-60 - 1967-68

Pacific-8 Conference (Pac-8), 1968-69 - 1977-78

Pacific-10 Conference (Pac-10), 1978-79 - 2010-11

Pac-12 Conference (Pac-12), 2011-12-present

CONFERENCE TITLES BY SCHOOL

(Includes shared titles)

1. UCLA	31
2. Arizona.....	16
3. California.....	15
4. Oregon State	12
Washington	12
6. Stanford	11
7. Oregon	7
USC	7
9. Idaho	2
Washington State.....	2
11. Arizona State.....	0
Colorado.....	0
Utah.....	0
Montana.....	0

YEAR	PREDICTED WINNER	ACTUAL FINISH	ACTUAL WINNER	PREDICTED FINISH
2019-20	Oregon	1st	Oregon	1st
2018-19	Oregon	4th (tied)	Washington	3rd
2017-18	Arizona	1st	Arizona	1st
2016-17	Oregon	1st (tied)	Arizona/Oregon	2nd/1st (tied)
2015-16	Arizona	3rd (tied)	Oregon	4th
2014-15	Arizona	1st	Arizona	1st
2013-14	Arizona	1st	Arizona	1st
2012-13	Arizona	1st	UCLA	2nd
2011-12	UCLA	5th (tied)	Washington	4th
2010-11	Washington	3rd	Arizona	2nd
2009-10	California	1st	California	1st
2008-09	UCLA	2nd	Washington	5th
2007-08	UCLA	1st	UCLA	1st
2006-07	UCLA	1st	UCLA	1st
2005-06	Arizona	4th (tied)	UCLA	3rd
2004-05	Arizona	1st	Arizona	1st
2003-04	Arizona	3rd	Stanford	2nd
2002-03	Arizona	1st	Arizona	1st
2001-02	UCLA	6th	Oregon	6th
2000-01	Arizona	2nd	Stanford	2nd
1999-00	Arizona	1st (tied)	Arizona/Stanford	1st/3rd
1998-99	Stanford	1st	Stanford	1st
1997-98	Arizona	1st	Arizona	1st
1996-97	UCLA	1st	UCLA	1st
1995-96	UCLA	1st	UCLA	1st
1994-95	UCLA	1st	UCLA	1st
1993-94	California	2nd (tied)	Arizona	3rd
1992-93	Arizona	1st	Arizona	1st
1991-92*	Arizona	3rd	UCLA	2nd
1990-91*	Arizona	1st	Arizona	1st
1989-90*	Arizona	1st (tied)	Arizona/Oregon State	1st/3rd
1988-89*	Arizona/Stanford	1st/2nd	Arizona	1st (tied)
1987-88*	Arizona	1st	Arizona	1st
1986-87	Arizona	2nd	UCLA	3rd
1985-86	Washington	2nd	Arizona	8th
1984-85	Washington	1st (tied)	USC/Washington	7th/1st (tied)

* The Pac-12 preseason polls were decided in a vote among league coaches (1987-91).

ANNUAL PRESEASON POLLS

2019-20 PAC-12 PRESEASON MEDIA POLL

Team (first-place votes)	Pts.
1. Oregon (9)	291
2. Colorado (9)	288
3. Washington (6)	273
4. Arizona (2)	263
5. USC (1)	198
6. Arizona State	187
7. Oregon State	161
8. UCLA	148
9. Utah	131
10. Stanford	84
11. Washington State	47
12. California	35

2017-18 PAC-12 PRESEASON MEDIA POLL

Team	Pts.
1. Arizona (22)	273
2. USC (1)	251
3. UCLA	223
4. Oregon	203
5. Stanford	182
6. Arizona State	146
7. Utah	129
8. Oregon State	125
9. Colorado	112
10. Washington	71
11. California	46
12. Washington State	33

2015-16 PAC-12 PRESEASON MEDIA POLL

Team	Pts.
1. Arizona (18)	406
2. California (9)	378
3. Utah (7)	360
4. Oregon (1)	338
5. UCLA (1)	304
6. Oregon State	235
7. Colorado	188
8. Arizona State	165
9. Stanford	145
10. USC	111
11. Washington	96
12. Washington State	65

2018-19 PAC-12 PRESEASON MEDIA POLL

Team (first-place votes)	Pts.
1. Oregon (16)	288
2. UCLA (6)	264
3. Washington (2)	249
4. Arizona (1)	205
5. USC	203
6. Arizona State	165
7. Colorado	161
8. Utah	122
9. Stanford	109
10. Oregon State	102
11. California	45
12. Washington State	37

2016-17 PAC-12 PRESEASON MEDIA POLL

Team	Pts.
1. Oregon (23)	320
2. Arizona (4)	298
3. UCLA	259
4. California	209
5. Colorado	199
6. Washington	167
7. USC	163
8. Utah	142
9. Oregon State	122
10. Stanford	119
11. Arizona State	78
12. Washington State	30

2014-15 PAC-12 PRESEASON MEDIA POLL

Team	Pts.
1. Arizona (31)	383
2. Utah	317
3. Colorado	316
4. UCLA (1)	290
5. Stanford	264
6. Washington	189
7. California	188
8. Oregon	159
9. Arizona State	155
10. USC	106
11. Washington State	84
12. Oregon State	45



PAC-12 PRESEASON POLL HISTORY

2013-14 PAC-12 PRESEASON MEDIA POLL

Team	Pts.
1. Arizona (21)	273
2. UCLA (1)	212
3. Colorado (1)	211
4. Oregon	196
5. California	194
6. Stanford	166
7. Arizona State	159
8. Washington	121
9. Utah	68
10. Oregon State	67
11. USC	63
12. Washington State	39

2012-13 PAC-12 PRESEASON MEDIA POLL

Team	Pts.
1. Arizona (15)	403
2. UCLA (16)	402
3. California (3)	325
4. Stanford	296
5. Washington (2)	278
6. Colorado	262
7. Oregon	217
8. Oregon State	166
9. USC	163
10. Washington State	111
11. Arizona State	107
12. Utah	78

2011-12 PAC-12 PRESEASON MEDIA POLL

Team	Pts.
1. UCLA (14)	421
2. California (13)	405
3. Arizona (11)	404
4. Washington	355
5. Oregon	282
6. Stanford	255
7. USC	194
8. Oregon State	188
9. Arizona State	148
10. Colorado	119
Washington State	119
12. Utah	74

2010-11 PAC-10 PRESEASON MEDIA POLL

Team	Pts.
1. Washington (33)	348
2. Arizona (1)	296
3. UCLA (1)	281
4. Arizona State	215
5. Washington State	191
6. USC	178
7. California	151
8. Oregon State	120
9. Stanford	98
10. Oregon	47

2009-10 PAC-10 PRESEASON MEDIA POLL

Team	Pts.
1. California (25)	350
2. Washington (7)	330
3. UCLA (5)	302
4. Arizona	221
5. Oregon State	218
6. Oregon	175
7. Arizona State	144
8. Washington State	123
9. USC	109
10. Stanford	63

2008-09 PAC-10 PRESEASON MEDIA POLL

Team	Pts.
1. UCLA (37)	379
2. Arizona State (1)	325
3. USC	292
4. Arizona	241
5. Washington	217
6. Washington State	188
7. Oregon	147
8. California	143
9. Stanford	115
10. Oregon State	40

2007-08 PAC-10 PRESEASON MEDIA POLL

Team	Pts.
1. UCLA (33)	339
2. Washington State (1)	273
3. Oregon	240
4. Arizona	238
5. Stanford	205
6. USC	184
7. California	140
8. Washington	132
9. Arizona State	81
10. Oregon State	38

2006-07 PAC-10 PRESEASON MEDIA POLL

Team	Pts.
1. UCLA (21)	335
2. Arizona (13)	280
3. Washington	236
4. Oregon (1)	193
5. California	177
6. USC	160
7. Stanford	127
8. Oregon State	75
9. Arizona State	69
10. Washington State	54

2005-06 PAC-10 PRESEASON MEDIA POLL

Team	Pts.
1. Arizona (19)	253
2. Washington (7)	237
3. Stanford	194
4. Oregon	167
5. UCLA	156
6. USC	116
7. California	87
8. Oregon State	86
9. Washington State	73
10. Arizona State	64

2004-05 PAC-10 PRESEASON MEDIA POLL

Team	Pts.
1. Arizona (19)	253
2. Washington (7)	237
3. Stanford	194
4. Oregon	167
5. UCLA	156
6. USC	116
7. California	87
8. Oregon State	86
9. Washington State	73
10. Arizona State	64

2003-04 PAC-10 PRESEASON MEDIA POLL

Team	Pts.
1. Arizona (26)	339
2. Stanford (7)	321
3. California (1)	238
4. Oregon	215
5. USC (1)	207
6. UCLA	188
7. Arizona State	185
8. Washington	108
9. Washington State	69
10. Oregon State	55

2002-03 PAC-10 PRESEASON MEDIA POLL

Team	Pts.
1. Arizona (27)	270
2. Oregon	237
3. UCLA	195
4. Arizona State	160
5. California	154
6. USC	152
7. Stanford	136
8. Washington	81
9. Oregon State	71
10. Washington State	29

2001-02 PAC-10 PRESEASON MEDIA POLL

Team	Pts.
1. UCLA (24)	267
2. Stanford (1)	222
3. USC	208
4. Arizona (2)	200
5. California	161
6. Oregon	117
7. Arizona State	111
8. Oregon State	95
9. Washington State	57
10. Washington	47

2000-01 PAC-10 PRESEASON MEDIA POLL

Team	Pts.
1. Arizona (29)	290
2. Stanford	255
3. USC	206
4. UCLA	205
5. California	160
6. Oregon	138
7. Oregon State	133
8. Arizona State	109
9. Washington	58
10. Washington State	41

1999-00 PAC-10 PRESEASON MEDIA POLL

Team	Pts.
1. Arizona (32)	356
2. UCLA (3)	307
3. Stanford (1)	296
4. Oregon	246
5. Oregon State	174
6. California	152
7. USC	151
8. Arizona State	129
9. Washington	117
10. Washington State	44

1998-99 PAC-10 PRESEASON MEDIA POLL

Team	
1. Stanford	
2. Arizona	
3. Washington	
4. UCLA	
5. California	
6. Arizona State	
Oregon	
8. USC	
9. Washington State	
10. Oregon State	

1997-98 PAC-10 PRESEASON MEDIA POLL

Team	Pts.
1. Arizona (22)	265
2. UCLA (5)	242
3. Stanford	216
4. Washington	174
5. California	156
6. USC	134
7. Oregon State	98
8. Oregon	80
9. Washington State	67
10. Arizona State	53

1996-97 PAC-10 PRESEASON MEDIA POLL

Team	Pts.
1. UCLA (27)	321
2. Arizona	280.5
3. Stanford (6)	279.5
4. Oregon	224
5. Washington	194
6. California	148
7. Washington State	114
8. USC	99
9. Arizona State	83
10. Oregon State	72

1995-96 PAC-10 PRESEASON MEDIA POLL

Team	Pts.
1. UCLA (15)	230
2. Stanford (7)	213
3. Arizona (2)	189
4. Washington State	162
5. California	154
6. Arizona State	116
7. Washington	89
8. Oregon	76
9. USC	58
10. Oregon State	29

1994-95 PAC-10 PRESEASON MEDIA POLL

Team	Pts.
1. UCLA (21)	381
2. Arizona (20)	379
3. California	318
4. Arizona State (1)	283
5. Stanford	204
6. Oregon	187
7. USC	140
8. Washington State	124
9. Washington	108
10. Oregon State	83

1993-94 PAC-10 PRESEASON MEDIA POLL

Team	Pts.
1. California (29)	442
2. UCLA (12)	405
3. Arizona (1)	364
4. USC (3)	304
5. Arizona State	272
6. Washington State	254
7. Oregon State	141
8. Stanford	130
9. Oregon	113
10. Washington	77

1992-93 PAC-10 PRESEASON MEDIA POLL

Team	Pts.
1. Arizona (26)	321
2. California (3)	283
3. Oregon State (4)	268
4. UCLA (2)	252
5. USC	219
6. Washington	141
7. Stanford	139
8. Washington State	131
9. Oregon	84
10. Arizona State	82

1991-92 PAC-10 PRESEASON COACHES POLL

Team	
1. Arizona	
2. UCLA	
3. Arizona State	
4. USC	
5. Washington State	
6. California	
7. Oregon State	
8. Stanford	
9. Washington	
10. Oregon	

1990-91 PAC-10 PRESEASON COACHES POLL

Team	Pts.
1. Arizona (9)	90
2. UCLA (1)	79
3. Stanford	71
4. California	59
5. Oregon	55
6. Arizona State	46
7. Oregon State	43
USC	43
9. Washington	27
10. Washington State	19

1989-90 PAC-10 PRESEASON COACHES POLL

Team	Pts.
1. Arizona (8)	80
2. UCLA (2)	74
3. Oregon State	60
4. Washington	57
5. California	45
6. Arizona State	41
7. Stanford	34
8. USC	29
9. Washington State	18
10. Oregon	12

1988-89 PAC-10 PRESEASON COACHES POLL

Team	Pts.
1. Arizona (5)	77
Stanford (5)	77
3. UCLA	61
4. Oregon State	58
5. California	47
6. Washington	40
7. Washington State	29
8. Oregon	24
9. Arizona State	21
10. USC	16

1987-88 PAC-10 PRESEASON COACHES POLL

Team	Pts.
1. Arizona (9)	81
2. UCLA (1)	73
3. USC	59
4. Stanford	58
5. California	42
6. Oregon State	40
7. Arizona State	35
8. Oregon	28
9. Washington	23
10. Washington State	11

1986-87 PAC-10 PRESEASON POLLS

Coaches	Media	Pts.
1. Arizona (7)	1. Arizona (9)	173
2. California (1)	2. California (4)	162
3. UCLA	3. UCLA (5)	154
4. Washington	4. Washington (1)	139
5. USC	5. Oregon State	90
6. Oregon State	6. Arizona State	86
7. Arizona State	7. USC	75
8. Stanford	8. Stanford	68
9. Oregon	9. Washington State	50
10. Washington State	10. Oregon	48

1985-86 PAC-10 PRESEASON POLLS

Coaches	Media
1. Washington	1. Washington (9)
2. Arizona State	2. UCLA (3)
3. Oregon State	3. Oregon State (1)
4. UCLA	4. Washington State (2)
5. California	5. California (1)
6. Washington State	6. USC
USC	7. Arizona State
8. Arizona	8. Arizona
9. Stanford	9. Stanford
10. Oregon	10. Oregon

1984-85 PAC-10 PRESEASON MEDIA POLL

Team	
1. Washington	
2. Oregon State	
3. Arizona State	
4. Arizona	
5. UCLA	
6. Oregon	
7. USC	
8. California	
9. Stanford	
10. Washington State	



Results since 1978-79 only (the first season of Pac-10 play from Pac-8). # - Non-Conference game

ARIZ vs. ASU

ARIZ leads all-time series, 153-85
 Longest Win Streak (Since 1978-79):
 ARIZ: 12, 1996-2001; 2002-07
 ASU: 9, 1980-1983

First meeting:

1913-14 #ARIZ.. 41-17.....Tuc

1978-79	#ASU	84-82	Mck
	ASU	76-68	UAC
	ARIZ	85-80	Mck
1979-80	#ASU	85-78	UAC
	ASU	97-72	Mck
	ASU	78-72	UAC
1980-81	ASU	83-65	UAC
	ASU	71-66	Mck
1981-82	ASU	55-54	Mck
	ASU	82-56	UAC
1982-83	ASU	82-69	UAC
	ASU	77-70	Mck
1983-84	ARIZ	71-49	Mck
	ARIZ	65-64	UAC
1984-85	ARIZ	61-60	UAC
	ARIZ	68-48	Mck
1985-86	ARIZ	62-53	Mck
	ASU	70-63	UAC
1986-87	ARIZ	82-67	UAC
	ARIZ	66-54	Mck
1987-88	ARIZ	99-59	Mck
	ARIZ	101-73	UAC
1988-89	ARIZ	96-71	UAC
	ARIZ	109-74	Mck
1989-90	ARIZ	70-61	UAC
	ARIZ	71-50	Mck
1990-91	ARIZ	74-71	UAC
	ARIZ	71-50	Mck
1991-92	ARIZ	92-55	Mck
	ASU	77-74	UAC
1992-93	ARIZ	91-87	UAC
	ARIZ	116-80	Mck
1993-94	ARIZ	98-81	Mck
	ASU	94-87	UAC
1994-95	ASU	53-52	UAC
	ASU	103-98 (2OT)	Mck
1995-96	ARIZ	71-69	Mck
	ARIZ	108-76	UAC
1996-97	ARIZ	92-84	UAC
	ARIZ	87-71	Mck
1997-98	ARIZ	127-99	Mck
	ARIZ	83-82	UAC
1998-99	ARIZ	74-73	WFA
	ARIZ	86-80	Mck
1999-00	ARIZ	82-55	Mck
	ARIZ	89-82	WFA
2000-01	ARIZ	86-75	Mck
	ARIZ	88-58	WFA
2001-02	ASU	88-72	WFA
	ARIZ	83-75	Mck
	ARIZ	73-56	Stp (1)
2002-03	ARIZ	71-63	Mck
	ARIZ	92-72	WFA
2003-04	ARIZ	93-74	WFA
	ARIZ	106-81	Mck
2004-05	ARIZ	94-79	Mck
	ARIZ	70-68	WFA
2005-06	ARIZ	80-70	WFA
	ARIZ	68-47	Mck
2006-07	ARIZ	71-47	Mck
	ARIZ	61-58	WFA
2007-08	ASU	64-59 (OT)	WFA
	ASU	59-54	Mck
2008-09	ASU	53-47	Mck
	ASU	70-68	WFA
	ASU	68-56	Stp (1)
2009-10	ARIZ	77-58	WFA
	ASU	73-69	Mck
2010-11	ARIZ	80-69	Mck
	ARIZ	67-52	WFA
2011-12	ARIZ	68-51	Mck
	ASU	87-80	WFA
2012-13	ARIZ	71-54	WFA

2013-14	ARIZ	73-58	Mck
	ARIZ	91-68	Mck
	ASU	69-66 (2OT)	WFA
2014-15	ARIZ	73-49	Mck
	ASU	81-78	WFA
2015-16	ARIZ	94-82	WFA
	ARIZ	99-61	Mck
2016-17	ARIZ	91-75	Mck
	ARIZ	73-60	WFA
2017-18	ARIZ	84-78	Mck
	ARIZ	77-70	WFA
2018-19	ASU	95-88 (OT)	WFA
	ASU	72-64	Mck
2019-20	ARIZ	75-47	Mck
	ASU	66-65	DFA

ARIZ vs. CAL

ARIZ leads all-time series, 67-31
 Longest Win Streak (Since 1978-79):
 ARIZ: 10, 2000-2004
 CAL: 4, 1982-1983

First meeting:

1923-24 #CAL 38-30.....Oak

1978-79	ARIZ	69-64	Mck
	ARIZ	83-75	H
1979-80	ARIZ	89-81	H
	ARIZ	65-62	Mck
1980-81	ARIZ	73-71	H
	ARIZ	83-72	Mck
1981-82	CAL	85-73	Mck
	CAL	63-59	H
1982-83	CAL	59-57	H
	CAL	84-59	Mck
1983-84	ARIZ	56-50	Mck
	CAL	70-62	H
1984-85	ARIZ	69-67	H
	ARIZ	66-48	Mck
1985-86	ARIZ	79-72 (2OT)	Mck
	ARIZ	61-52	H
1986-87	CAL	82-81 (2OT)	Mck
	ARIZ	70-51	H
1987-88	ARIZ	80-51	Mck
	ARIZ	74-62	H
	ARIZ	88-64	Mck (1)
1988-89	ARIZ	64-55	H
	ARIZ	86-59	Mck
1989-90	ARIZ	71-70 (OT)	Mck
	ARIZ	93-68	H
1990-91	CAL	85-78	H
	ARIZ	100-63	Mck
1991-92	ARIZ	80-68	H
	ARIZ	100-77	Mck
1992-93	ARIZ	93-81	Mck
	CAL	74-71	OC
1993-94	CAL	98-93 (OT)	Mck
	ARIZ	96-77	H
1994-95	ARIZ	99-86	H
	&CAL	74-72	Mck
1995-96	ARIZ	71-68	Mck
	&CAL	99-75	OC
1996-97	ARIZ	81-80	Mck
	CAL	79-77	CP
1997-98	ARIZ	70-57	TNA
	ARIZ	76-73	Mck
1998-99	ARIZ	91-74	Mck
	CAL	89-76	TNA
1999-00	ARIZ	65-61	HP
	ARIZ	70-61	Mck
2000-01	ARIZ	78-75	Mck
	ARIZ	78-76	HP
2001-02	ARIZ	68-58	HP
	ARIZ	99-53	Mck
	ARIZ	90-78	Stp (1)
2002-03	ARIZ	95-80	Mck
	ARIZ	88-75	HP
2003-04	ARIZ	95-75	Mck
	CAL	87-83	HP
2004-05	ARIZ	87-67	HP
	ARIZ	97-76	Mck
	ARIZ	88-63	Stp (1)
2005-06	ARIZ	66-55	Mck

2006-07	CAL	75-66	HP
	ARIZ	94-85	Mck
	ARIZ	70-65	HP
2007-08	ARIZ	79-75	HP
	ARIZ	83-73	Mck
2008-09	CAL	69-55	HP
	CAL	83-77	Mck
2009-10	ARIZ	76-72	Mck
	CAL	95-71	HP
2010-11	ARIZ	73-71	Mck
	ARIZ	107-105 (3 OT)	HP
2011-12	ARIZ	78-74	HP
2012-13	CAL	77-69	Mck
2013-14	CAL	60-58	HP
	ARIZ	87-59	Mck
2014-15	ARIZ	73-50	HP
	ARIZ	99-60	Mck
	ARIZ	73-51	MGM (1)
2015-16	CAL	74-73	HP
	ARIZ	64-61	Mck
2016-17	ARIZ	67-62	HP
	ARIZ	62-57	Mck
2017-18	ARIZ	79-58	HP
	ARIZ	66-54	Mck
2018-19	ARIZ	87-65	HP
	ARIZ	76-51	Mck
2019-20	ARIZ	68-52	HP

ARIZ vs. COLO

ARIZ leads all-time series, 20-14
 Longest Win Streak:
 ARIZ: 6, 2013-2015
 COLO: 4, 1960-1961

First meeting:

1960-61 COLO 82-72.....BDG

2011-12	COLO	64-63	CEC
	ARIZ	71-57	Mck
	COLO	53-51	Stp (1)
2012-13	ARIZ	92-83	Mck
	COLO	71-58	CEC
	ARIZ	79-69	MGM (1)
2013-14	ARIZ	69-57	Mck
	ARIZ	88-61	CEC
	ARIZ	63-43	MGM (1)
2014-15	ARIZ	68-54	Mck
	ARIZ	82-54	CEC
2015-16	COLO	75-72	CEC
	ARIZ	82-78	MGM (1)
2016-17	ARIZ	82-73	Mck
	ARIZ	92-78	TMA (1)
2017-18	COLO	80-77	CEC
	ARIZ	80-71	Mck
	ARIZ	83-67	TMA (1)
2018-19	ARIZ	64-56	Mck
	COLO	67-60	CEC
2019-20	ARIZ	75-54	Mck

ARIZ vs. ORE

ARIZ leads all-time series, 51-34
 Longest Win Streak (Since 1978-79):
 ARIZ: 12, 1991-1997
 ORE: 5, 2018-Pres.

First meeting:

1978-79 ORE 63-60.....McA

1978-79	ORE	63-60	McA
	ARIZ	69-67 (OT)	Mck
1979-80	ORE	90-73	Mck
	ORE	76-62	McA
1980-81	ARIZ	73-70	Mck
	ORE	79-75	McA
1981-82	ORE	97-88	McA
	ARIZ	97-78	Mck
1982-83	ORE	86-84	Mck
	ORE	63-57 (OT)	McA
1983-84	ORE	69-55	McA
	ARIZ	75-67 (OT)	Mck
1984-85	ARIZ	73-54	McA
	ORE	43-40	Mck
1985-86	ARIZ	85-68	Mck

ARIZ	65-59	McA
1986-87	ORE	55-54 (OT).....McA
	ARIZ	68-53.....Mck
	ORE	72-63.....PP (1)
1987-88	ARIZ	70-54.....McA
	ARIZ	89-57.....Mck
1988-89	ARIZ	95-71.....Mck
	ARIZ	78-57.....McA
1989-90	ORE	68-63.....McA
	ARIZ	84-58.....Mck
1990-91	ORE	62-58.....McA
	ARIZ	107-65.....Mck
1991-92	ARIZ	104-53.....Mck
	ARIZ	104-56.....McA
1992-93	ARIZ	92-60.....McA
	ARIZ	99-68.....Mck
1993-94	ARIZ	98-86.....Mck
	ARIZ	75-71.....McA
1994-95	ARIZ	97-89.....McA
	ARIZ	97-76.....Mck
1995-96	ARIZ	81-63.....Mck
	ARIZ	70-65.....McA
1996-97	ARIZ	88-66.....Mck
	ORE	78-72.....McA
1997-98	ARIZ	87-57.....Mck
	ARIZ	81-66.....McA
1998-99	ARIZ	85-83.....McA
	ARIZ	92-86.....Mck
1999-00	ARIZ	77-71.....Mck
	ORE	86-81.....McA
2000-01	ORE	79-67.....McA
	ARIZ	104-65.....Mck
2001-02	ORE	105-75.....McA
	ORE	90-80.....Mck
2002-03	ARIZ	81-72.....McA
	ARIZ	88-80.....Mck
2003-04	ARIZ	90-66.....Mck
	ARIZ	100-87.....McA
2004-05	ARIZ	74-66.....McA
	ARIZ	92-67.....Mck
2005-06	ORE	73-68.....McA
	ARIZ	70-68.....Mck
2006-07	ORE	79-77.....Mck
	ARIZ	77-74.....McA
	ORE	69-50.....Stp (1)
2007-08	ORE	84-74.....Mck
	ORE	78-69.....McA
2008-09	ARIZ	67-52.....Mck
	ARIZ	87-77.....McA
2009-10	ARIZ	74-60.....McA
	ARIZ	70-57.....Mck
2010-11	ARIZ	76-57.....McA
	ARIZ	90-82.....Mck
2011-12	ORE	59-57.....Mck
2012-13	ORE	70-66.....MK
2013-14	ARIZ	67-65.....Mck
	ORE	64-57.....MK
2014-15	ARIZ	80-62.....MK
	ARIZ	90-56.....Mck
	ARIZ	80-52.....MGM (1)
2015-16	ORE	83-75.....Mck
	ORE	95-89 (OT).....MGM (1)
2016-17	ORE	85-58.....MK
	ARIZ	83-80.....TMA (1)
2017-18	ARIZ	90-83.....Mck
	ORE	98-93 (OT).....MK
2018-19	ORE	59-54.....Mck
	ORE	73-47.....MK
2019-20	ORE	74-73 (OT).....MK
	ORE	73-72 (OT).....Mck

ARIZ vs. OSU

ARIZ leads all-time series, 66-22
 Longest Win Streak (Since 1978-79):
 ARIZ: 17, 1990-1998
 OSU: 11, 1979-1984

First meeting:

1976-77 #ARIZ... 81-73.....G

1978-79	OSU	116-80	G
	OSU	93-79	Mck
1979-80	OSU	77-72	Mck
	OSU	73-63	G

1980-81	OSU..... 61-49.....	McK
	OSU..... 80-62.....	G
1981-82	OSU..... 68-55.....	G
	OSU..... 92-64.....	McK
1982-83	OSU..... 72-54.....	McK
	OSU..... 81-56.....	G
1983-84	OSU..... 53-48.....	G
	ARIZ..... 69-58.....	McK
1984-85	OSU..... 59-55.....	G
	ARIZ..... 69-58.....	McK
1985-86	ARIZ..... 63-62 (OT).....	McK
	ARIZ..... 55-53.....	G
1986-87	ARIZ..... 54-48.....	G
	ARIZ..... 71-61.....	McK
1987-88	ARIZ..... 70-48.....	G
	ARIZ..... 77-62.....	McK
	ARIZ..... 93-67.....	McK (1)
1988-89	ARIZ..... 73-69.....	G
	ARIZ..... 85-64.....	McK
	ARIZ..... 98-87.....	For (1)
1989-90	OSU..... 84-61.....	G
	ARIZ..... 87-60.....	McK
1990-91	ARIZ..... 103-65.....	G
	ARIZ..... 82-67.....	McK
1991-92	ARIZ..... 86-58.....	McK
	ARIZ..... 70-62.....	G
1992-93	ARIZ..... 57-54.....	G
	ARIZ..... 81-70.....	McK
1993-94	ARIZ..... 100-56.....	McK
	ARIZ..... 96-69.....	G
1994-95	ARIZ..... 111-98.....	G
	ARIZ..... 83-69.....	McK
1995-96	ARIZ..... 84-60.....	McK
	ARIZ..... 66-59.....	G
1996-97	ARIZ..... 99-48.....	McK
	ARIZ..... 74-64.....	G
1997-98	ARIZ..... 93-80.....	McK
	ARIZ..... 71-70.....	G
1998-99	OSU..... 60-59.....	G
	ARIZ..... 89-72.....	McK
1999-00	ARIZ..... 90-73.....	McK
	OSU..... 70-69 (OT).....	G
2000-01	ARIZ..... 68-41.....	G
	ARIZ..... 65-54.....	McK
2001-02	ARIZ..... 76-73.....	G
	ARIZ..... 93-87.....	McK
2002-03	ARIZ..... 80-65.....	G
	ARIZ..... 72-60.....	McK
2003-04	ARIZ..... 109-75.....	McK
	OSU..... 90-84.....	G
2004-05	ARIZ..... 92-83.....	G
	ARIZ..... 91-70.....	McK
	ARIZ..... 90-59.....	Stp (1)
2005-06	OSU..... 75-65.....	G
	ARIZ..... 80-58.....	McK
2006-07	ARIZ..... 83-72.....	McK
	ARIZ..... 72-66.....	G
2007-08	ARIZ..... 76-63.....	McK
	ARIZ..... 81-45.....	G
	ARIZ..... 87-56.....	Stp (1)
2008-09	ARIZ..... 64-47.....	McK
	ARIZ..... 56-53.....	G
2009-10	OSU..... 67-64.....	G
	OSU..... 63-55.....	McK
2010-11	OSU..... 76-75.....	G
	ARIZ..... 70-59.....	McK
	ARIZ..... 78-69.....	Stp (1)
2011-12	ARIZ..... 81-73 (OT).....	McK
	ARIZ..... 72-61.....	Stp (1)
2012-13	ARIZ..... 80-70.....	G
2013-14	ARIZ..... 76-54.....	McK
	ARIZ..... 74-69.....	G
2014-15	OSU..... 58-56.....	G
	ARIZ..... 57-34.....	McK
2015-16	ARIZ..... 80-63.....	McK
2016-17	ARIZ..... 71-54.....	G
2017-18	ARIZ..... 62-53.....	McK
	ARIZ..... 75-65 (OT).....	G
2018-19	ARIZ..... 82-71.....	McK
	ARIZ..... 74-72.....	G
2019-20	OSU..... 82-65.....	G
	ARIZ..... 89-63.....	McK

ARIZ vs. STAN

ARIZ leads all-time series, 68-29
 Longest Win Streak (Since 1978-79):
 ARIZ: 20, 2009-current
 STAN: 4, 2008-09

First meeting:
 1937-38 #STAN.. 44-28..... Tuc

1978-79	ARIZ..... 74-64.....	McK
	ARIZ..... 63-62.....	MP
1979-80	STAN..... 99-80.....	MP
	ARIZ..... 95-88.....	McK
1980-81	ARIZ..... 91-81.....	MP
	ARIZ..... 73-69.....	McK
1981-82	ARIZ..... 61-54.....	McK
	ARIZ..... 72-67.....	MP
1982-83	STAN..... 86-69.....	MP
	ARIZ..... 74-73.....	McK
1983-84	STAN..... 74-66.....	McK
	ARIZ..... 87-76.....	MP
1984-85	STAN..... 55-51.....	MP
	ARIZ..... 68-56.....	McK
1985-86	ARIZ..... 77-69.....	McK
	STAN..... 62-56.....	MP
1986-87	ARIZ..... 77-70.....	McK
	STAN..... 75-73.....	MP
1987-88	ARIZ..... 90-65.....	McK
	STAN..... 82-74.....	MP
	ARIZ..... 97-83.....	McK (1)
1988-89	STAN..... 83-78.....	MP
	ARIZ..... 72-52.....	McK
	ARIZ..... 73-51.....	For (1)
1989-90	ARIZ..... 68-61.....	McK
	ARIZ..... 80-61.....	MP
	ARIZ..... 85-61.....	UAC (1)
1990-91	ARIZ..... 78-76.....	MP
	ARIZ..... 89-51.....	McK
1991-92	ARIZ..... 72-70.....	MP
	ARIZ..... 89-83.....	McK
1992-93	ARIZ..... 96-61.....	McK
	ARIZ..... 94-80.....	MP
1993-94	ARIZ..... 89-72.....	McK
	ARIZ..... 77-60.....	MP
1994-95	ARIZ..... 89-83 (OT).....	MP
	ARIZ..... 84-73.....	McK
1995-96	STAN..... 85-79.....	McK
	STAN..... 80-71.....	MP
1996-97	ARIZ..... 76-75.....	McK
	STAN..... 81-80.....	MP
1997-98	ARIZ..... 93-75.....	MP
	ARIZ..... 90-58.....	McK
1998-99	ARIZ..... 78-76.....	McK
	STAN..... 98-83.....	MP
1999-00	ARIZ..... 68-65.....	MP
	ARIZ..... 86-81.....	McK
2000-01	STAN..... 85-76.....	McK
	ARIZ..... 76-75.....	MP
2001-02	ARIZ..... 88-82 (OT).....	MP
	STAN..... 76-71.....	McK
2002-03	STAN..... 82-77.....	McK
	ARIZ..... 72-69.....	MP
2003-04	STAN..... 82-72.....	McK
	STAN..... 80-77.....	MP
2004-05	STAN..... 87-76.....	MP
	ARIZ..... 90-72.....	McK
2005-06	ARIZ..... 90-81 (OT).....	McK
	ARIZ..... 76-72.....	MP
	ARIZ..... 73-68.....	Stp (1)
2006-07	ARIZ..... 89-75.....	McK
	ARIZ..... 85-80 (OT).....	MP
2007-08	STAN..... 56-52.....	MP
	STAN..... 67-66.....	McK
	STAN..... 75-64.....	Stp (1)
2008-09	STAN..... 76-60.....	MP
	ARIZ..... 101-87.....	McK
2009-10	ARIZ..... 76-68.....	McK
	ARIZ..... 71-69.....	MP
2010-11	ARIZ..... 67-57.....	McK
	ARIZ..... 78-69.....	MP
2011-12	ARIZ..... 53-43.....	MP
2012-13	ARIZ..... 73-66.....	McK

2013-14	ARIZ..... 60-57.....	MP
	ARIZ..... 79-66.....	McK
2014-15	ARIZ..... 89-82.....	MP
	ARIZ..... 91-69.....	McK
2015-16	ARIZ..... 71-57.....	MP
	ARIZ..... 94-62.....	McK
2016-17	ARIZ..... 91-52.....	MP
	ARIZ..... 74-67.....	McK
2017-18	ARIZ..... 73-71.....	MP
	ARIZ..... 75-67.....	McK
2018-19	ARIZ..... 75-70.....	MP
	ARIZ..... 70-54.....	McK
2019-20	ARIZ..... 69-60.....	MP

ARIZ vs. UCLA

UCLA leads all-time series, 59-44
 Longest Win Streak (Since 1978-79):
 ARIZ: 4, four times
 UCLA: 11, 1979-1984

First meeting:
 1922-23 #UCLA.. 44-30..... LA

1978-79	ARIZ..... 70-69.....	McK
	UCLA..... 110-86.....	PP
1979-80	UCLA..... 69-59.....	PP
	UCLA..... 90-78.....	McK
1980-81	UCLA..... 79-76.....	McK
	UCLA..... 90-79.....	PP
1981-82	UCLA..... 65-56.....	PP
	UCLA..... 88-73.....	McK
1982-83	UCLA..... 92-87.....	McK
	UCLA..... 111-58.....	PP
1983-84	UCLA..... 61-58.....	McK
	UCLA..... 68-60.....	PP
1984-85	ARIZ..... 53-52.....	McK
	UCLA..... 58-54.....	PP
1985-86	ARIZ..... 85-60.....	McK
	ARIZ..... 88-76.....	PP
1986-87	UCLA..... 84-83.....	McK
	UCLA..... 81-65.....	PP
1987-88	ARIZ..... 86-74.....	McK
	ARIZ..... 78-76 (OT).....	PP
1988-89	ARIZ..... 102-64.....	McK
	ARIZ..... 89-86.....	PP
1989-90	UCLA..... 73-63.....	PP
	ARIZ..... 83-74.....	McK
	ARIZ..... 94-78.....	UAC (1)
1990-91	ARIZ..... 82-77.....	McK
	ARIZ..... 105-94 (OT).....	PP
1991-92	UCLA..... 89-87.....	McK
	UCLA..... 89-81.....	PP
1992-93	ARIZ..... 82-80.....	PP
	ARIZ..... 99-80.....	McK
1993-94	UCLA..... 74-66.....	PP
	ARIZ..... 98-74.....	McK
1994-95	UCLA..... 71-61.....	McK
	UCLA..... 72-70.....	PP
1995-96	ARIZ..... 88-79.....	McK
	UCLA..... 76-75.....	PP
1996-97	UCLA..... 84-78 (OT).....	PP
	UCLA..... 66-64.....	McK
1997-98	ARIZ..... 87-75.....	McK
	ARIZ..... 91-87.....	PP
1998-99	UCLA..... 82-75.....	PP
	ARIZ..... 87-70.....	McK
1999-00	ARIZ..... 76-61.....	PP
	ARIZ..... 99-84.....	McK
2000-01	ARIZ..... 88-53.....	McK
	UCLA..... 79-77 (OT).....	PP
2001-02	ARIZ..... 96-86.....	McK
	UCLA..... 77-76.....	PP
2002-03	ARIZ..... 87-52.....	PP
	ARIZ..... 106-70.....	McK
	UCLA..... 96-89 (OT).....	Stp (1)
2003-04	ARIZ..... 97-72.....	PP
	ARIZ..... 107-83.....	McK
2004-05	ARIZ..... 76-73.....	McK
	ARIZ..... 83-73.....	PP
2005-06	UCLA..... 85-79.....	McK
	UCLA..... 84-73.....	PP
	UCLA..... 71-59.....	Stp (1)
2006-07	UCLA..... 73-69.....	PP

2007-08	UCLA..... 81-66.....	McK
	UCLA..... 82-60.....	PP
	UCLA..... 68-66.....	McK
2008-09	UCLA..... 83-60.....	PP
	ARIZ..... 84-72.....	McK
2009-10	ARIZ..... 77-63.....	PP
	ARIZ..... 78-73.....	McK
	UCLA..... 75-69.....	Stp (1)
2010-11	ARIZ..... 82-73.....	McK
	UCLA..... 71-49.....	PP
2011-12	UCLA..... 65-58.....	HC
	ARIZ..... 65-63.....	McK
	ARIZ..... 66-58.....	Stp (1)
2012-13	UCLA..... 84-73.....	McK
	UCLA..... 74-69.....	PP
	UCLA..... 66-64.....	MGM (1)
2013-14	ARIZ..... 79-75.....	HC
	UCLA..... 75-71.....	MGM (1)
2014-15	ARIZ..... 57-47.....	McK
	ARIZ..... 70-64.....	MGM (1)
2015-16	UCLA..... 87-84.....	PP
	ARIZ..... 81-75.....	McK
2016-17	ARIZ..... 98-85.....	PP
	UCLA..... 77-72.....	McK
	ARIZ..... 86-75.....	TMA (1)
2017-18	UCLA..... 82-74.....	McK
	ARIZ..... 78-67 (OT).....	TMA (1)
2018-19	UCLA..... 90-69.....	PP
2019-20	UCLA..... 65-52.....	McK
	UCLA..... 69-64.....	PP

ARIZ vs. USC

ARIZ leads all-time series, 71-45
 Longest Win Streak (Since 1978-79):
 ARIZ: 11, 1986-1991
 USC: 7, 1981-1984

First meeting:
 1921-22 #ARIZ... 36-28..... Tuc

1978-79	ARIZ..... 74-72.....	McK
	USC..... 70-67.....	SA
1979-80	ARIZ..... 86-83.....	SA
	ARIZ..... 74-65.....	McK
1980-81	USC..... 67-63.....	McK
	USC..... 81-71.....	SA
1981-82	USC..... 89-67.....	SA
	USC..... 60-59 (OT).....	McK
1982-83	USC..... 74-67.....	McK
	USC..... 72-70.....	SA
1983-84	USC..... 71-61.....	For
	ARIZ..... 55-49.....	McK
1984-85	USC..... 64-63.....	McK
	ARIZ..... 60-55.....	SA
1985-86	USC..... 63-62.....	SA
	ARIZ..... 71-62.....	McK
1986-87	ARIZ..... 78-44.....	McK
	ARIZ..... 73-61.....	SA
1987-88	ARIZ..... 92-48.....	McK
	ARIZ..... 103-68.....	SA
1988-89	ARIZ..... 97-69.....	SA
	ARIZ..... 93-70.....	McK
1989-90	ARIZ..... 90-75.....	SA
	ARIZ..... 95-70.....	McK
	ARIZ..... 80-57.....	UAC (1)
1990-91	ARIZ..... 87-85.....	McK
	USC..... 87-83.....	SA
1991-92	ARIZ..... 107-68.....	McK
	USC..... 70-69.....	SA
1992-93	ARIZ..... 81-73.....	For
	ARIZ..... 87-76.....	McK
1993-94	ARIZ..... 83-74.....	For
	ARIZ..... 94-61.....	McK
1994-95	ARIZ..... 84-73.....	McK
	ARIZ..... 89-80.....	SA
1995-96	ARIZ..... 93-81.....	McK
	ARIZ..... 86-72.....	SA
1996-97	USC..... 75-62.....	SA
	ARIZ..... 101-77.....	McK
1997-98	ARIZ..... 91-72.....	McK
	USC..... 91-90 (OT).....	SA
1998-99	ARIZ..... 87-78.....	SA
	ARIZ..... 88-73.....	McK



Table of basketball game results between USC and various teams from 1999-00 to 2019-20.

ARIZ vs. UTAH

Arizona leads all-time series, 33-30
Longest Win Streak:
UTAH: 9, 1953-63
ARIZ: 12, 2004-2015

First meeting:
1953-54 Utah 65-57..... BDG

Table of basketball game results between ARIZ and various teams from 2011-12 to 2019-20.

ARIZ vs. WASH

ARIZ leads all-time series, 54-31
Longest Win Streak (Since 1978-79):
ARIZ: 10, 1986-1990
WASH: 6, 1982-1984

First meeting:
1964-65 #ARIZ ... 77-63..... LA
1978-79 WASH ... 75-66..... HE
ARIZ ... 71-68..... McK
1979-80 ARIZ ... 67-65..... McK
WASH ... 75-72..... HE

Table of basketball game results between ARIZ and various teams from 1980-81 to 2019-20.

ARIZ vs. WSU

ARIZ leads all-time series, 67-16
Longest Win Streak (Since 1978-79):
ARIZ: 38, 1986-2005
WSU: 3, 1980-1981, 2009-10

First meeting:
1959-60 #WSU ... 64-58..... B

Table of basketball game results between ARIZ and various teams from 1978-79 to 2014-15.

Table of basketball game results between ARIZ and various teams from 2015-16 to 2019-20.

ASU vs. CAL

ASU leads all-time series, 45-41
Longest Win Streak (Since 1978-79):
ASU: 7, 1983-1986
CAL: 5, 1989-1991, 2010-12

First meeting:
1955-56 #CAL ... 64-59..... SDG

Table of basketball game results between ASU and various teams from 1978-79 to 2010-11.

2011-12	CAL	66-62	HP
2012-13	ASU	68-47	HP
2013-14	ASU	66-62	WFA
2013-14	ASU	89-78 (OT)	HP
2014-15	ASU	78-60	WFA
2014-15	ASU	79-44	HP
2015-16	ASU	74-70	WFA
2015-16	CAL	75-70	HP
2016-17	CAL	68-65	WFA
2016-17	CAL	81-65	HP
2016-17	CAL	68-43	WFA
2017-18	ASU	81-73	HP
2017-18	ASU	84-53	WFA
2018-19	ASU	80-66	HP
2019-20	ASU	69-59	WFA
2019-20	ASU	80-75	HP

ASU vs. COLO

COLO leads all-time series, 12-9

Longest Win Streak:

ASU: 3, 2013-14

COLO: 3, 1968-2012, 2019-Pres.

First meeting:

1962-63 ASU 71-53..... SDG

2011-12	COLO	69-54	CEC
2012-13	COLO	63-49	WFA
2012-13	ASU	65-56	WFA
2012-13	ASU	63-62	CEC
2013-14	ASU	72-51	WFA
2013-14	COLO	61-52	CEC
2014-15	ASU	76-72	WFA
2014-15	COLO	87-81	CEC
2015-16	COLO	79-69	CEC
2016-17	ASU	78-77	WFA
2017-18	COLO	90-81 (OT)	CEC
2017-18	ASU	80-66	WFA
2017-18	COLO	97-85	TMA (1)
2018-19	ASU	83-61	WFA
2018-19	COLO	77-73	CEC
2019-20	COLO	81-71	China (#)
2019-20	COLO	68-61	DFA

ASU vs. ORE

ORE leads all-time series, 45-44

Longest Win Streak (Since 1978-79):

ASU: 8, 1990-1994

ORE: 8, 2014-18

First meeting:

1960-61 #ORE 71-55..... McA

1978-79	ASU	65-45	McA
1978-79	ORE	70-63	UAC
1979-80	ASU	103-77	UAC
1980-81	ASU	88-65	McA
1980-81	ASU	104-64	UAC
1981-82	ASU	78-77 (OT)	McA
1981-82	ORE	82-65	McA
1982-83	ASU	80-62	UAC
1982-83	ASU	54-52	UAC
1983-84	ASU	81-80 (OT)	McA
1983-84	ORE	80-69	McA
1984-85	ASU	60-56	UAC
1984-85	ORE	81-72	McA
1985-86	ASU	65-64	UAC
1985-86	ASU	76-58	UAC
1985-86	ORE	89-65	McA
1986-87	ORE	77-69	McA
1986-87	ORE	70-62	UAC
1987-88	ORE	86-84	McA
1987-88	ORE	87-82 (OT)	UAC
1988-89	ASU	72-70	UAC
1988-89	ASU	98-94	McA
1989-90	ORE	63-61	McA
1989-90	ASU	75-71	UAC
1990-91	ASU	99-84	McA
1991-92	ASU	87-84 (OT)	UAC
1991-92	ASU	71-62	UAC
1992-93	ASU	58-48	McA
1992-93	ASU	99-84	McA
1992-93	ASU	103-88	UAC

1993-94	ASU	84-78	UAC
1993-94	ORE	87-80	McA
1994-95	ASU	79-76	McA
1994-95	ORE	72-73	UAC
1995-96	ORE	81-70	UAC
1995-96	ASU	74-73	McA
1996-97	ORE	76-51	UAC
1996-97	ORE	85-77	McA
1997-98	ASU	67-51	UAC
1997-98	ORE	97-73	McA
1998-99	ASU	64-60	McA
1998-99	ORE	76-75	WFA
1999-00	ORE	86-73	WFA
1999-00	ORE	76-74	McA
2000-01	ASU	99-72	McA
2000-01	ASU	86-74	WFA
2001-02	ORE	103-90	McA
2001-02	ASU	95-88	WFA
2002-03	ORE	94-73	McA
2002-03	ASU	91-77	WFA
2002-03	ORE	83-82	Stp (1)
2003-04	ORE	83-76	WFA
2003-04	ASU	86-75	McA
2004-05	ASU	64-51	McA
2004-05	ASU	66-56	WFA
2005-06	ORE	67-53	McA
2005-06	ORE	98-87	WFA
2006-07	ORE	60-55	WFA
2006-07	ORE	55-51	McA
2007-08	ASU	62-54	WFA
2007-08	ORE	67-61	McA
2008-09	ASU	76-58	WFA
2008-09	ASU	66-57	McA
2009-10	ASU	76-57	McA
2009-10	ASU	61-51	WFA
2010-11	ASU	60-55	McA
2010-11	ASU	73-53	WFA
2010-11	ORE	76-69	Stp (1)
2011-12	ORE	67-59	WFA
2012-13	ORE	68-65	MK
2013-14	ASU	74-72	WFA
2013-14	ORE	85-78	MK
2014-15	ORE	59-56	MK
2014-15	ORE	68-67 (OT)	WFA
2015-16	ORE	91-74	WFA
2016-17	ORE	71-70	MK
2016-17	ORE	80-57	TMA (1)
2017-18	ORE	76-72	MK
2017-18	ORE	75-68	WFA
2018-19	ASU	78-64	WFA
2018-19	ORE	79-51	MK
2018-19	ORE	79-75 (OT)	TMA (1)
2019-20	ORE	78-69	MK
2019-20	ASU	77-72	DFA

ASU vs. OSU

OSU leads all-time series, 46-44

Longest Win Streak (Since 1978-79):

ASU: 6, 2008-10

OSU: 9, 1986-90

First meeting:

1960-61 #ASU 79-77..... SDG

1978-79	OSU	97-80	G
1978-79	ASU	85-72	UAC
1979-80	OSU	63-59	UAC
1979-80	OSU	82-75 (OT)	G
1980-81	OSU	71-67	UAC
1981-82	ASU	87-67	G
1981-82	OSU	74-43	G
1982-83	ASU	68-60	UAC
1982-83	OSU	68-59	UAC
1982-83	OSU	108-93	G
1983-84	OSU	67-62	G
1983-84	OSU	69-58	UAC
1984-85	ASU	83-82 (2OT)	G
1984-85	OSU	75-64	UAC
1985-86	ASU	71-56	UAC
1985-86	OSU	75-69 (OT)	G
1986-87	OSU	81-75	G
1987-88	OSU	86-71	UAC
1987-88	OSU	76-68	G

1988-89	OSU	78-75	UAC
1988-89	OSU	85-65	UAC
1988-89	OSU	89-83	G
1989-90	OSU	87-64	G
1989-90	OSU	73-59	UAC
1989-90	ASU	83-75	UAC (1)
1990-91	OSU	91-69	G
1990-91	ASU	84-69	UAC
1991-92	OSU	61-47	UAC
1991-92	OSU	80-72	G
1992-93	ASU	82-73	G
1992-93	ASU	76-61	UAC
1993-94	ASU	88-82	UAC
1993-94	ASU	80-60	G
1994-95	OSU	83-70	G
1994-95	ASU	82-44	UAC
1995-96	ASU	63-58 (OT)	UAC
1995-96	ASU	93-75	G
1996-97	ASU	78-75 (OT)	UAC
1996-97	OSU	71-67	G
1997-98	OSU	70-61	UAC
1997-98	ASU	70-63	G
1998-99	OSU	81-51	G
1998-99	ASU	87-66	WFA
1999-00	ASU	75-64	WFA
1999-00	ASU	77-74 (OT)	G
2000-01	ASU	73-58	G
2001-02	ASU	61-59	WFA
2001-02	OSU	62-57	G
2001-02	ASU	67-58	WFA
2002-03	ASU	67-47	G
2002-03	ASU	74-64	WFA
2003-04	ASU	83-79	WFA
2003-04	OSU	68-61	G
2004-05	OSU	88-66	G
2004-05	ASU	75-73	WFA
2004-05	ASU	65-63 (OT)	G
2004-05	ASU	76-59	WFA
2004-05	OSU	71-68	Stp (1)
2006-07	OSU	67-59	WFA
2006-07	OSU	59-55	G
2007-08	ASU	72-53	WFA
2008-09	ASU	77-64	G
2008-09	ASU	69-38	WFA
2008-09	ASU	49-38	G
2009-10	ASU	66-57	G
2009-10	ASU	56-46	WFA
2010-11	OSU	80-58	G
2010-11	ASU	80-66	WFA
2011-12	ASU	76-66	WFA
2012-13	ASU	72-62	G
2013-14	ASU	86-82 (OT)	WFA
2013-14	OSU	78-76 (OT)	G
2014-15	OSU	55-47	G
2014-15	ASU	73-55	WFA
2015-16	ASU	86-68	WFA
2015-16	OSU	75-66	MGM (1)
2016-17	ASU	81-68	G
2017-18	ASU	77-75	WFA
2017-18	OSU	79-75	G
2018-19	ASU	70-67	WFA
2018-19	ASU	74-71	G
2019-20	ASU	82-76	G
2019-20	ASU	74-73	DFA

ASU vs. STAN

STAN leads all-time series, 51-39

Longest Win Streak (Since 1978-79):

ASU: 6, 1980-1982

STAN: 13, 1998-2004

First meeting:

1957-58 #STAN .. 78-71..... SP

1978-79	ASU	80-68	UAC
1978-79	STAN	75-61	MP
1979-80	ASU	70-64	MP
1979-80	ASU	93-80	UAC
1980-81	ASU	84-66	MP
1980-81	ASU	79-54	UAC
1981-82	ASU	66-58	UAC
1981-82	ASU	70-69	MP
1982-83	STAN	86-80	MP

1983-84	ASU	76-72 (2OT)	UAC
1983-84	STAN	64-58	UAC
1983-84	STAN	74-66	MP
1984-85	ASU	89-74	UAC
1984-85	ASU	91-75	UAC
1985-86	STAN	66-59	UAC
1985-86	ASU	77-75 (OT)	MP
1986-87	STAN	69-65	UAC
1986-87	STAN	97-92 (OT)	MP
1987-88	STAN	104-80	UAC
1987-88	STAN	96-63	MP
1988-89	STAN	94-65	MP
1988-89	STAN	75-60	UAC
1989-90	ASU	64-53	UAC
1989-90	STAN	57-44	MP
1990-91	ASU	58-47	MP
1990-91	ASU	75-57	UAC
1991-92	STAN	86-73	MP
1991-92	ASU	76-71	UAC
1992-93	ASU	109-87	UAC
1992-93	ASU	75-71	MP
1993-94	ASU	78-67	UAC
1993-94	ASU	71-69	MP
1994-95	STAN	91-75	MP
1994-95	ASU	79-70	UAC
1995-96	STAN	67-53	UAC
1995-96	STAN	83-70	MP
1996-97	STAN	81-65	UAC
1996-97	STAN	86-63	MP
1997-98	ASU	90-87 (OT)	MP
1997-98	STAN	86-73	UAC
1998-99	STAN	73-63	WFA
1998-99	STAN	87-77 (OT)	MP
1999-00	STAN	86-67	MP
1999-00	STAN	65-57	WFA
2000-01	STAN	94-77	WFA
2000-01	STAN	99-75	MP
2001-02	STAN	90-81	MP
2001-02	STAN	81-76	WFA
2002-03	STAN	58-57	WFA
2002-03	STAN	88-77	MP
2003-04	STAN	63-62	WFA
2003-04	STAN	81-51	MP
2004-05	ASU	81-69	MP
2004-05	ASU	74-67	WFA
2005-06	STAN	70-64	WFA
2005-06	STAN	82-69	MP
2006-07	STAN	71-60	WFA
2006-07	STAN	63-53	MP
2007-08	STAN	67-52	MP
2007-08	ASU	72-68 (OT)	WFA
2008-09	ASU	90-60	MP
2008-09	STAN	74-64	WFA



ASU vs. UCLA

UCLA leads all-time series, 69-23
Longest Win Streak (Since 1978-79):
ASU: 4, 2018-20
UCLA: 22, 1990-2000

First meeting:
1949-50 #UCLA.. 83-53..... LA

Table listing ASU vs. UCLA matchups from 1978-79 to 2013-14, including scores and series status.

Table listing ASU vs. USC matchups from 2014-15 to 2019-20, including scores and series status.

ASU vs. USC

USC leads all-time series, 55-44
Longest Win Streak (Since 1978-79):
ASU: 4, 1980-1981
USC: 5, 2001-2003

First meeting:
1928-29 #USC... 44-19..... SDG

Table listing ASU vs. USC matchups from 1978-79 to 2019-20, including scores and series status.

Table listing ASU vs. UTAH matchups from 2008-09 to 2019-20, including scores and series status.

ASU vs. UTAH

UTAH leads all-time series, 33-22
Longest Win Streak:
ASU: 5, 1973-1975
UTAH: 7, 1976-82

First meeting:
1960-61 UTAH .. 88-80.....N

Table listing ASU vs. UTAH matchups from 2011-12 to 2019-20, including scores and series status.

ASU vs. WASH

WASH leads all-time series, 44-42
Longest Win Streak (Since 1978-79):
ASU: 14, 1990-1996
WASH: 11, 2004-08

First meeting:
1977-78 #WASH. 68-62.....HE

Table listing ASU vs. WASH matchups from 1978-79 to 2019-20, including scores and series status.

Table listing ASU vs. WSU matchups from 1990-91 to 2019-20, including scores and series status.

ASU vs. WSU

ASU leads all-time series, 41-40
Longest Win Streak (Since 1978-79):
ASU: 6, 1998-2000
WSU: 6, 2007-09

First meeting:
1959-60 #ASU... 94-70.....(n/a)

Table listing ASU vs. WSU matchups from 1978-79 to 2019-20, including scores and series status.

1985-86	WSU	70-62	F
	ASU	80-78 (20T)	UAC
1986-87	ASU	80-64	F
	ASU	66-62	UAC
	ASU	76-60	PP (1)
1987-88	ASU	66-65 (OT)	F
	WSU	70-66	UAC
1988-89	WSU	65-59	UAC
	WSU	96-80	F
1989-90	ASU	75-64	UAC
	ASU	68-57	F
1990-91	WSU	95-86	F
	WSU	74-72	UAC
1991-92	ASU	95-86	F
	ASU	71-70	UAC
1992-93	ASU	81-77	UAC
	WSU	97-67	F
1993-94	WSU	73-70	F
	WSU	80-71	UAC
1994-95	ASU	87-60	UAC
	WSU	84-71	F
1995-96	WSU	72-58	UAC
	WSU	103-78	F
1996-97	WSU	74-55	F
	WSU	74-70	UAC
1997-98	ASU	86-85	F
	ASU	82-68	UAC
1998-99	ASU	91-63	WFA
	ASU	69-64	F
1999-00	ASU	81-64	WFA
	ASU	81-79 (OT)	F
2000-01	WSU	81-60	F
	WSU	58-57	WFA
2001-02	ASU	81-71	F
	ASU	96-45	WFA
2002-03	ASU	96-55	WFA
	ASU	87-54	F
2003-04	WSU	63-56	F
	WSU	83-70	WFA
2004-05	ASU	68-62	WFA
	WSU	57-55	F
2005-06	WSU	64-49	F
	ASU	68-55	WFA
2006-07	WSU	75-55	F
	WSU	48-47	WFA
2007-08	WSU	56-55	WFA
	WSU	59-47	F
2008-09	WSU	65-55	WFA
	WSU	51-49 (OT)	F
2009-10	ASU	71-46	WFA
	ASU	81-70	F
2010-11	WSU	78-61	F
	ASU	71-69	WFA
2011-12	ASU	71-67	WFA
	WSU	72-50	F
2012-13	ASU	63-59	F
	ASU	69-57	WFA
2013-14	ASU	66-47	WFA
2014-15	WSU	74-71	F
2015-16	ASU	84-73	WFA
	ASU	67-55	F
2016-17	WSU	91-83	WFA
	WSU	86-71	F
2017-18	ASU	88-78	F
2018-19	WSU	91-70	WFA
2019-20	WSU	67-65	F
	ASU	83-74	DFA

CAL vs. COLO

COLO leads all-time series, 18-16
 Longest Win Streak:
 CAL: 3, 1944-1954
 COLO: 5, 2017-20

First meeting:
 1943-44 CAL 50-44.....N

2011-12	CAL	57-50	HP
	COLO	70-57	CEC
	COLO	70-59	Stp (1)
2012-13	COLO	81-71	CEC
	CAL	62-46	HP
2013-14	CAL	66-65 (OT)	HP

COLO	59-56	MGM (1)	
2014-15	CAL	68-61	CEC
2015-16	CAL	79-65	HP
	COLO	70-62	CEC
2016-17	CAL	77-66	HP
	COLO	54-46	CEC
2017-18	COLO	68-64	CEC
2018-19	COLO	68-59	HP
	COLO	56-51	TMA (1)
2019-20	COLO	71-65	CEC
	CAL	76-62	HP

CAL vs. ORE

CAL leads all-time series, 84-64
 Longest Win Streak (Since 1978-79):
 CAL: 12, 2009-14
 ORE: 7, 2017-current

First meeting:
 1918-19 ORE 39-37..... Eug

1978-79	ORE	74-59	McA
	CAL	74-62	H
1979-80	CAL	80-71	H
	ORE	75-67	McA
1980-81	ORE	87-80	McA
	CAL	85-77	H
1981-82	CAL	91-81	H
	CAL	70-60	McA
1982-83	ORE	69-67 (OT)	McA
	CAL	75-63	H
1983-84	CAL	55-54	H
	ORE	45-44	McA
1984-85	#CAL	70-68	MC
	CAL	50-37	H
	ORE	70-53	McA
1985-86	ORE	65-55	McA
	CAL	64-55	H
1986-87	CAL	78-67	H
	ORE	86-73	McA
1987-88	CAL	77-74	McA
	ORE	62-56	H
1988-89	CAL	80-62	H
	CAL	78-74	McA
1989-90	CAL	95-72	H
	CAL	79-78	McA
1990-91	ORE	73-67	McA
	ORE	74-71	H
1991-92	ORE	67-57	McA
	CAL	87-76	H
1992-93	CAL	82-65	H
	CAL	79-76	McA
1993-94	CAL	81-61	McA
	CAL	82-73	H
1994-95	ORE	94-86	OC
	ORE	83-67	McA
1995-96	&CAL	97-72	H
	ORE	60-58	McA
1996-97	CAL	73-62	McA
	CAL	73-66	H
1997-98	ORE	66-59	McA
	CAL	75-71	TNA
1998-99	ORE	71-69 (OT)	TNA
	ORE	93-82	McA
	CAL	85-69	MSG (NIT)
1999-00	ORE	83-68	McA
	ORE	64-60	HP
2000-01	CAL	78-62	HP
	CAL	65-56	McA
2001-02	ORE	76-72	McA
	CAL	107-103 (20T)	HP
2002-03	CAL	88-72	HP
	CAL	86-75	McA
2003-04	ORE	68-56	McA
	CAL	85-81 (OT)	HP
	ORE	87-82	Stp (1)
2004-05	CAL	65-62	HP
	ORE	63-58	McA
2005-06	CAL	77-66	HP
	CAL	62-60	McA
	CAL	91-87 (20T)	Stp (1)
2006-07	ORE	92-84	McA
	CAL	63-61	HP

ORE	81-63	Stp (1)	
2007-08	ORE	79-70	McA
	ORE	92-70	HP
2008-09	CAL	76-69	HP
	CAL	78-60	McA
2009-10	CAL	89-57	HP
	CAL	64-49	McA
	CAL	90-74	Stp (1)
2010-11	CAL	85-77	HP
	CAL	81-71	MK
2011-12	CAL	77-60	MK
	CAL	86-83	HP
2012-13	CAL	58-54	HP
	CAL	48-46	MK
2013-14	CAL	96-83	MK
2014-15	ORE	80-69	HP
2015-16	ORE	68-65	MK
	CAL	83-63	HP
2016-17	ORE	86-63	MK
	ORE	68-65	HP
	ORE	73-65	TMA (1)
2017-18	ORE	66-53	HP
2018-19	ORE	73-62	MK
2019-20	ORE	77-72	HP
	ORE	90-56	MK

CAL vs. OSU

CAL leads all-time series, 89-63
 Longest Win Streak (Since 1978-79):
 CAL: 14, 1998-2005
 OSU: 8, 1979-1982, 1988-1991

First meeting:
 1915-16 CAL 17-14..... Berk

1978-79	OSU	76-51	G
	OSU	59-51	H
1979-80	OSU	86-55	H
	OSU	52-51	G
1980-81	OSU	80-53	G
	OSU	69-54	H
1981-82	OSU	74-43	H
	OSU	57-50	G
1982-83	CAL	59-52	G
	OSU	70-65 (OT)	H
1983-84	OSU	44-42	H
	OSU	64-60 (OT)	G
1984-85	#OSU	70-59	MC
	CAL	42-36	H
	OSU	51-37	G
1985-86	OSU	58-42	G
	CAL	72-66	H
1986-87	CAL	69-61	H
	OSU	59-57	G
	CAL	64-57	PP (1)
	CAL	65-62	G (NIT)
1987-88	OSU	82-46	G
	OSU	65-54	H
1988-89	OSU	69-64 (OT)	H
	OSU	60-54	G
	OSU	79-66	For (1)
1989-90	OSU	64-58	H
	OSU	98-81	G
1990-91	OSU	59-55	G
	CAL	83-76	H
1991-92	OSU	77-65	G
	CAL	79-66	H
1992-93	OSU	64-63	H
	CAL	78-72	G
1993-94	&CAL	67-61	G
	&CAL	74-44	OC
1994-95	OSU	76-67	H
	OSU	83-67	G
1995-96	CAL	57-51	G
	CAL	70-52	H
1996-97	CAL	80-70	G
	CAL	90-68	H
1997-98	CAL	84-70	G
	OSU	46-43	TNA
1998-99	CAL	54-52	TNA
	CAL	68-61	G
1999-00	CAL	71-65	G
	CAL	70-68	HP

2000-01	CAL	81-67	HP
	CAL	72-69 (OT)	G
2001-02	CAL	61-53	G
	CAL	73-58	HP
2002-03	CAL	78-73	HP
	CAL	84-71	G
	CAL	69-49	Stp (1)
2003-04	CAL	88-74	G
	CAL	75-58	HP
2004-05	CAL	91-66	HP
	OSU	82-63	G
2005-06	OSU	72-64	HP
	CAL	69-52	G
2006-07	CAL	77-74	G
	CAL	84-80 (OT)	HP
	CAL	70-51	Stp (1)
2007-08	CAL	69-59	G
	CAL	81-76	HP
2008-09	OSU	69-65	HP
	OSU	65-54	G
2009-10	CAL	65-61	HP
	OSU	80-64	G
2010-11	CAL	85-57	HP
	CAL	87-76	G
2011-12	OSU	92-85	G
	CAL	77-63	HP
2012-13	CAL	71-68	HP
	CAL	60-59	G
2013-14	CAL	88-83	G
2014-15	CAL	73-56	HP
2015-16	OSU	77-71	G
	CAL	83-71	HP
	CAL	76-68	MGM (1)
2016-17	CAL	69-58	G
	CAL	76-46	HP
	CAL	67-62	TMA (1)
2017-18	CAL	74-70	HP
2018-19	OSU	79-71	G
2019-20	CAL	69-67	HP
	OSU	74-56	G

CAL vs. STAN

CAL leads all-time series, 152-124
 Longest Win Streak (Since 1978-79):
 CAL: 5, 1982-1984, 1985-1987
 STAN: 10, 1997-2002

First meeting:
 1911-12 #CAL ... 32-16..... Berk

1978-79	STAN	73-50	H
	STAN	54-49	MP
1979-80	CAL	77-69	MP
	STAN	75-74	H
1980-81	CAL	58-56	H
	STAN	81-72	MP
1981-82	CAL	87-78	MP
	CAL	78-59	H
1982-83	CAL	75-61	H
	CAL	66-64	MP
1983-84	CAL	66-64	MP
	STAN	62-51	H
1984-85	CAL	87-72	H
	CAL	43-41 (20T)	MP
1985-86	CAL	75-69	MP
	CAL	81-53	H
1986-87	CAL	87-72	H
	STAN	88-80	MP
1987-88	STAN	70-54	MP
	STAN	71-61	H
1988-89	CAL	75-64	H
	STAN	97-71	MP
1989-90	CAL	66-63	MP
	STAN	79-58	H
	STAN	77-61	UAC (1)
1990-91	STAN	90-72	MP
	CAL	75-70	H
1991-92	STAN	76-61	MP
	STAN	92-66	OC
1992-93	CAL	83-66	H
	CAL	86-61	MP
1993-94	STAN	88-79	MP
	CAL	80-62	H



Table of basketball game results between STAN and various opponents from 1994-95 to 2019-20.

CAL vs. UCLA

UCLA leads all-time series, 142-103
Longest Win Streak (Since 1978-79):
CAL: 5, 1993-1995
UCLA: 14, 1979-1985

Table of basketball game results between CAL and UCLA from 1978-79 to 2019-20.

Table of basketball game results between UCLA and various opponents from 1987-88 to 2019-20.

CAL vs. USC

CAL leads all-time series 136-128
Longest Win Streak (Since 1978-79):
CAL: 6, 1988-1991, 1998-2000
USC: 5, 1982-1984, 2018-Pres.

Table of basketball game results between CAL and USC from 1978-79 to 2019-20.

Table of basketball game results between USC and various opponents from 1980-81 to 2019-20.

CAL vs. UTAH

UTAH leads all-time series, 17-16
Longest Win Streak:
CAL: 3, 1954-59, 2011-13
UTAH: 3, 1940-45, 2018-20

Table of basketball game results between CAL and UTAH from 1933-34 to 2019-20.

CAL vs. WASH

CAL leads all-time series, 86-82
Longest Win Streak (Since 1978-79):
CAL: 6, 1989-1992; 2014-2017
WASH: 4, 1984-1985

Table of basketball game results between CAL and WASH from 1915-16 to 2019-20.

2002-03	CAL	73-66	BAHE
	CAL	58-53	HP
2003-04	CAL	76-62	HP
	WASH	76-58	BAHE
2004-05	WASH	81-67	BAHE
	WASH	106-73	HP
2005-06	CAL	71-69	HP
	WASH	73-62	BAHE
2006-07	CAL	77-69	HP
	WASH	79-71	BAHE
2007-08	CAL	79-75	BAHE
	WASH	87-84	HP
	CAL	84-81	Stp (1)
2008-09	CAL	88-85 (30T)	BAHE
	CAL	86-71	HP
2009-10	WASH	84-69	BAHE
	CAL	93-81	HP
	WASH	79-75	Stp (1)
2010-11	WASH	92-71	HP
	WASH	109-77	AAA
2011-12	CAL	69-66	AAA
2012-13	WASH	62-47	HP
2013-14	CAL	82-56	HP
	CAL	72-59	AAA
2014-15	CAL	81-75	HP
	CAL	90-88	AAA
2015-16	CAL	78-75	AAA
2016-17	CAL	69-59	HP
2017-18	WASH	66-56	AAA
	WASH	68-51	HP
2018-19	WASH	71-52	AAA
	CAL	76-73	HP
2019-20	CAL	61-58 (OT)	HP
	WASH	87-52	AAA

CAL vs. WSU

CAL leads all-time series, 83-51
 Longest Win Streak (Since 1978-79):
 CAL: 6, 2000-2001
 WSU: 5, 1991-1993
 First meeting:
 1916-17 CAL 28-20..... Berk

1978-79	CAL	67-65	H
	WSU	68-52	F
1979-80	WSU	83-64	F
	WSU	80-68	H
1980-81	WSU	63-52	H
	CAL	73-65	F
1981-82	WSU	57-55 (OT)	F
	WSU	49-48	H
1982-83	WSU	66-64	F
	WSU	56-54	H
1983-84	CAL	68-63 (OT)	H
	WSU	71-62	F
1984-85	WSU	86-67	F
	CAL	67-58	H
1985-86	CAL	84-68	H
	WSU	81-78 (OT)	F
1986-87	CAL	92-58	H
	CAL	68-66	F
1987-88	WSU	59-37	H
	CAL	82-76	F
1988-89	CAL	63-62	F
	CAL	86-69	H
1989-90	CAL	72-67	H
	CAL	69-51	F
1990-91	WSU	90-81	H
	WSU	84-75	F
1991-92	WSU	101-83	F
	WSU	79-72	H
1992-93	WSU	83-75	H
	CAL	76-67	F
1993-94	CAL	70-54	H
	WSU	94-82	F
1994-95	WSU	83-71	F
	WSU	92-89	H
1995-96	&CAL	87-79	F
	CAL	71-67	H
1996-97	CAL	77-75 (20T)	H
	WSU	89-87	F

1997-98	CAL	86-75	F
	CAL	69-60	TNA
1998-99	CAL	75-68	TNA
	WSU	79-73	F
1999-00	CAL	80-46	HP
	WSU	81-78	F
2000-01	CAL	75-71 (OT)	F
	CAL	84-65	HP
2001-02	CAL	90-57	HP
	CAL	77-56	F
2002-03	CAL	76-63	F
	CAL	63-53	HP
2003-04	WSU	55-50	HP
	WSU	70-58	F
2004-05	CAL	59-47	F
	CAL	63-57 (OT)	HP
2005-06	CAL	55-53	HP
	CAL	43-41	F
2006-07	WSU	73-56	HP
	WSU	59-46	F
2007-08	CAL	69-64	F
	WSU	70-49	HP
2008-09	CAL	57-50	F
	CAL	71-63	HP
2009-10	CAL	93-88	F
	CAL	86-70	HP
2010-11	CAL	88-81 (OT)	HP
	WSU	75-71	F
2011-12	WSU	77-75	F
2012-13	CAL	67-54	HP
2013-14	CAL	76-55	HP
	CAL	80-76 (OT)	F
2014-15	WSU	69-66	HP
	CAL	76-67	F
	CAL	84-59	MGM (1)
2015-16	CAL	80-62	F
2016-17	CAL	58-54	HP
2017-18	WSU	78-53	F
	WSU	78-76	HP
2018-19	WSU	82-59	F
	CAL	76-69	HP
2019-20	CAL	73-66	HP
	CAL	66-57	F

COLO vs. ORE

COLO leads all-time series, 12-9
 Longest Win Streak:
 COLO: 4, 2012-2014
 ORE: 2, 1984-04, 2015, 2017-18
 First meeting:
 1955-56 COLO ... 68-49..... McA

2011-12	COLO	72-71	CEC
	ORE	90-81	MK
	COLO	63-62	Stp (1)
2012-13	COLO	48-47	MK
	COLO	76-53	CEC
2013-14	COLO	100-91	CEC
2014-15	ORE	73-60	MK
	ORE	93-85	MGM (1)
2015-16	COLO	91-87	CEC
	ORE	76-56	MK
2016-17	COLO	74-65	CEC
	ORE	101-73	MK
2017-18	ORE	77-62	MK
2018-19	COLO	73-51	CEC
2019-20	COLO	74-65	CEC
	ORE	68-60	MK

COLO vs. OSU

COLO leads all-time series, 16-9
 Longest Win Streak:
 COLO: 5, 1940-2004
 OSU: 2, 2004-2009, 2018-19
 First meeting:
 1940-41 COLO ... 38-29..... BF

2011-12	COLO	82-60	CEC
	OSU	83-69	G
2012-13	COLO	72-68	G

	OSU	64-58	CEC
	COLO	74-68	MGM (1)
2013-14	COLO	64-58	CEC
2014-15	OSU	72-58	G
	COLO	78-71	MGM (1)
2015-16	COLO	71-54	CEC
	OSU	60-56	G
2016-17	COLO	85-78	CEC
	COLO	60-52	G
2017-18	OSU	76-57	G
2018-19	OSU	76-74	CEC
	COLO	73-58	TMA (1)
2019-20	OSU	76-68	CEC
	COLO	69-47	G

COLO vs. STAN

COLO leads all-time series, 14-10
 Longest Win Streak:
 COLO: 9, 2013-18
 STAN: 5, 1991-2012
 First meeting:
 1932-33 STAN ... 25-21..... (B)

2011-12	STAN	84-64	MP
	STAN	74-50	CEC
2012-13	COLO	75-54	CEC
	COLO	65-63	MP
2013-14	COLO	59-56	MP
2014-15	COLO	64-58	CEC
2015-16	COLO	56-55	MP
	COLO	91-75	CEC
2016-17	COLO	81-74	MP
	COLO	91-72	CEC
2017-18	COLO	64-56	CEC
2018-19	STAN	75-62	MP
2019-20	COLO	81-74	CEC
	STAN	72-64	MP

COLO vs. UCLA

UCLA leads all-time series, 13-6
 Longest Win Streak:
 COLO: 4, 2018-19
 UCLA: 5, 1978-2014
 First meeting:
 1954-55 UCLA ... 65-62..... LA

2011-12	UCLA	77-60	SA
2012-13	UCLA	78-75	CEC
2013-14	UCLA	69-56	PP
	UCLA	92-74	CEC
2014-15	COLO	62-56	CEC
	UCLA	72-59	PP
2015-16	UCLA	77-53	PP
2016-17	UCLA	104-89	CEC
2017-18	COLO	68-59	PP
	COLO	80-76	CEC
2018-19	COLO	84-73	PP
	COLO	93-68	CEC
2019-20	UCLA	72-68	PP
	UCLA	70-63	CEC

COLO vs. USC

COLO leads all-time series, 13-7
 Longest Win Streak:
 COLO: 6, 2012-15
 USC: 4, 2016-18
 First meeting:
 1940-41 USC 38-32.... KC (NCAA)

2011-12	COLO	74-50	GC
2012-13	COLO	66-60	CEC
2013-14	COLO	83-62	CEC
	COLO	83-74	GC
2014-15	COLO	86-65	CEC
	COLO	98-94 (30T)	GC
2015-16	USC	79-72	GC
2016-17	USC	71-68	CEC
2017-18	USC	70-58	GC
	USC	75-64	CEC

2018-19	COLO	69-65	GC
	COLO	78-67	CEC
2019-20	COLO	78-57	GC
	COLO	70-66	CEC

COLO vs. UTAH

COLO leads all-time series, 29-24
 Longest Win Streak:
 COLO: 7, 1938-1941
 UTAH: 4, 2016-2017
 First meeting:
 1912-13 UTAH ... 39-10..... SLC

2011-12	COLO	73-33	CEC
	COLO	55-48	JMHC
	COLO	53-41	Stp (1)
2012-13	UTAH	58-55	JMHC
	COLO	60-50	CEC
2013-14	COLO	79-75 (OT)	CEC
	UTAH	75-64	JMHC
2014-15	COLO	79-51	CEC
2015-16	UTAH	56-54	CEC
	UTAH	57-55	JMHC
2016-17	UTAH	76-60	JMHC
	UTAH	86-81	CEC
2017-18	COLO	67-55	CEC
	UTAH	64-54	JMHC
2018-19	UTAH	78-69	JMHC
	COLO	71-63	CEC
2019-20	COLO	91-52	CEC
	UTAH	74-72 (OT)	JMHC

COLO vs. WASH

WASH leads all-time series, 17-12
 Longest Win Streak:
 COLO: 2, 1954-57; 1959
 WASH: 5, 2018-19
 First meeting:
 1953-54 COLO ... 81-60..... N

2011-12	COLO	87-69	CEC
2012-13	WASH	64-54	AAA
2013-14	WASH	71-54	AAA
	COLO	91-65	CEC
2014-15	WASH	52-50	CEC
	COLO	67-64	AAA
2015-16	WASH	95-83	AAA
	COLO	81-80	CEC
2016-17	WASH	85-83 (OT)	AAA
	COLO	81-66	CEC
2017-18	WASH	72-62	CEC
	WASH	82-59	AAA
2018-19	WASH	77-70	CEC
	WASH	64-55	AAA
	WASH	66-61	TMA (1)
2019-20	COLO	76-62	CEC

COLO vs. WSU

COLO leads all-time series, 13-6
 Longest Win Streak:
 COLO: 5, 2012-15
 WSU: 1, 1969; 2015; 2017; 2018; 2019, 2020-Pres.
 First meeting:
 1952-53 COLO ... 76-46..... BF

2011-12	COLO	71-60	CEC
2012-13	COLO	58-49	F
2013-14	COLO	71-70 (OT)	F
	COLO	68-63	CEC
2014-15	COLO	90-58	CEC
	WSU	96-91 (OT)	F
2015-16	COLO	75-70	F
	COLO	88-81 (20T)	CEC
2016-17	WSU	91-89 (OT)	F
	COLO	81-49	CEC
	COLO	73-63	TMA (1)
2017-18	COLO	82-73	CEC
	WSU	73-69	F



2018-19 COLO..... 92-60.....CEC
WSU..... 76-74..... F
2019-20 COLO..... 78-56.....CEC
WSU..... 82-68.....TMA (1)

ORE vs. OSU

OSU leads all-time series, 189-165
Longest Win Streak (Since 1978-79):
ORE: 10, 1999-2004
OSU: 15, 1980-1986

First meeting:

1902-03 #OSU.... 32-2..... Eug

1978-79 OSU..... 85-58..... G
#OSU..... 85-62..... MC
ORE..... 45-44..... McA

1979-80 OSU..... 75-66..... G
OSU..... 67-55..... McA

1980-81 #OSU..... 67-57..... MC
OSU..... 82-55..... G
OSU..... 78-61..... McA

1981-82 OSU..... 76-61..... McA
OSU..... 94-51..... G

1982-83 OSU..... 63-46..... G
OSU..... 62-60..... McA

1983-84 #OSU..... 63-59 (OT)..... MC
OSU..... 70-66..... McA
OSU..... 29-23..... G

1984-85 OSU..... 59-54..... G
OSU..... 53-51..... McA

1985-86 OSU..... 63-56..... McA
ORE..... 60-47..... G

1986-87 OSU..... 71-63..... G
OSU..... 64-63..... McA

1987-88 #OSU..... 62-51..... MC
OSU..... 59-47..... G
ORE..... 62-61..... McA

1988-89 OSU..... 73-69..... McA
OSU..... 98-79..... G

1989-90 OSU..... 71-68..... MC
OSU..... 69-67..... G
OSU..... 57-55..... McA

1990-91 ORE..... 78-71..... MC
OSU..... 84-76..... G
ORE..... 83-66..... McA

1991-92 ORE..... 64-63..... McA
OSU..... 62-54..... G

1992-93 OSU..... 83-75..... G
OSU..... 54-48..... McA

1993-94 OSU..... 79-75..... MC
ORE..... 74-64..... McA
OSU..... 101-91 (2OT)..... G

1994-95 ORE..... 96-83..... G
ORE..... 107-86..... McA

1995-96 ORE..... 70-59..... McA
ORE..... 62-46..... G

1996-97 #ORE..... 66-64..... RG
ORE..... 91-69..... G
ORE..... 88-73..... McA

1997-98 ORE..... 74-67..... McA
ORE..... 50-48..... G

1998-99 OSU..... 48-45..... G
ORE..... 73-68..... McA

1999-00 ORE..... 67-49..... G
ORE..... 83-65..... McA

2000-01 ORE..... 84-66..... McA
ORE..... 69-60..... G

2001-02 ORE..... 63-51..... G
ORE..... 91-62..... McA
ORE..... 79-68..... McA

2002-03 ORE..... 80-63..... G
OSU..... 90-81..... G
ORE..... 81-74..... McA

2003-04 ORE..... 73-64..... McA
OSU..... 76-72..... G

2004-05 ORE..... 70-64..... McA
OSU..... 65-62..... G

2005-06 ORE..... 76-73..... G
ORE..... 70-49..... McA

2006-07 ORE..... 79-63..... McA
ORE..... 80-68..... G

2007-08 OSU..... 57-54..... G

2009-10 ORE..... 79-69..... McA
OSU..... 64-57..... McA

2010-11 OSU..... 62-42..... G
ORE..... 63-59..... G
ORE..... 82-63..... MK

2011-12 OSU..... 76-71..... MK
ORE..... 74-73..... G

2012-13 ORE..... 79-66..... G
ORE..... 85-75..... MK

2013-14 OSU..... 80-72..... G
ORE..... 93-83..... MK
ORE..... 88-74..... MGM (1)

2014-15 ORE..... 71-59..... MK
ORE..... 65-62..... G

2015-16 OSU..... 70-57..... G
ORE..... 91-81..... MK

2016-17 ORE..... 85-43..... MK
ORE..... 80-59..... G

2017-18 OSU..... 76-64..... G
ORE..... 66-57..... MK

2018-19 ORE..... 77-72..... MK
OSU..... 72-57..... G

2019-20 OSU..... 63-53..... G
ORE..... 69-54..... MK

ORE vs. STAN

STAN leads all-time series, 94-54
Longest Win Streak (Since 1978-79):
ORE: 6, 1983-1986
STAN: 11, 1996-2001

First meeting:

1919-20 Indians . 39-22..... SP

1978-79 ORE..... 68-55..... McA
ORE..... 80-77..... M

1979-80 ORE..... 77-73..... MP
STAN..... 60-59..... McA

1980-81 STAN..... 82-76..... McA
STAN..... 80-79..... MP

1981-82 STAN..... 97-88..... MP
STAN..... 79-75 (OT)..... McA

1982-83 STAN..... 80-74..... McA
ORE..... 67-66..... MP

1983-84 ORE..... 79-78..... MP
ORE..... 91-71..... McA

1984-85 ORE..... 61-54..... MP
ORE..... 68-61..... McA

1985-86 ORE..... 83-69..... MP
STAN..... 73-69 (OT)..... McA

1986-87 STAN..... 73-71..... MP
ORE..... 68-55..... McA

1987-88 ORE..... 80-66..... McA
STAN..... 84-61..... MP

1988-89 STAN..... 88-67..... McK (1)
STAN..... 75-53..... McA

1989-90 STAN..... 54-50..... McA
STAN..... 58-56..... MP

1990-91 ORE..... 62-61..... McA
STAN..... 81-77 (OT)..... McA

1991-92 ORE..... 86-75..... MP
STAN..... 78-57..... McA

1992-93 STAN..... 70-47..... MP
STAN..... 71-66..... MP

1993-94 ORE..... 84-73..... McA
STAN..... 69-67..... McA

1994-95 STAN..... 84-76..... MP
STAN..... 92-87..... MP

1995-96 ORE..... 89-80..... McA
ORE..... 64-62..... McA

1996-97 STAN..... 94-74..... MP
STAN..... 72-69 (OT)..... McA

1997-98 STAN..... 83-61..... MP
STAN..... 89-67..... McA

1998-99 STAN..... 95-67..... MP
STAN..... 77-59..... MP

1999-00 STAN..... 73-61..... McA
STAN..... 85-71..... McA

2000-01 STAN..... 76-61..... MP
STAN..... 100-76..... McA

2001-02 STAN..... 69-62..... McA
ORE..... 87-79..... McA

2002-03 STAN..... 90-87 (OT)..... MP

2002-03 STAN..... 81-57..... MP
ORE..... 79-64..... McA

2003-04 STAN..... 83-80..... McA
STAN..... 76-55..... MP

2004-05 STAN..... 70-63..... Stp (1)
STAN..... 88-69..... MP

2005-06 STAN..... 58-56..... McA
STAN..... 64-62..... MP

2006-07 STAN..... 57-56..... McA
ORE..... 66-59..... McA

2007-08 STAN..... 88-69..... MP
ORE..... 71-66..... McA

2008-09 STAN..... 72-43..... MP
STAN..... 77-55..... MP

2009-10 ORE..... 68-60..... McA
STAN..... 84-69..... MP

2010-11 STAN..... 72-65..... McA
ORE..... 67-59..... MP

2011-12 STAN..... 88-71..... MK
ORE..... 78-67..... MK

2012-13 ORE..... 68-64..... MP
STAN..... 76-52..... MP

2013-14 ORE..... 77-66..... MK
STAN..... 82-80..... MK

2014-15 ORE..... 73-70..... MP
ORE..... 71-58..... MK

2015-16 STAN..... 76-72..... MP
ORE..... 69-52..... MK

2016-17 ORE..... 75-73..... MP
STAN..... 96-61..... MP

2017-18 ORE..... 69-46..... MK
2019-20 STAN..... 70-60..... MP

ORE..... 80-67..... MK

ORE..... 80-67..... MK

ORE..... 80-67..... MK

ORE..... 80-67..... MK

ORE..... 80-67..... MK

ORE..... 80-67..... MK

ORE..... 80-67..... MK

ORE..... 80-67..... MK

ORE..... 80-67..... MK

ORE..... 80-67..... MK

ORE..... 80-67..... MK

ORE..... 80-67..... MK

ORE..... 80-67..... MK

ORE..... 80-67..... MK

ORE..... 80-67..... MK

ORE..... 80-67..... MK

ORE..... 97-81..... McA
1998-99 UCLA..... 65-63..... McA

UCLA..... 79-77..... PP
1999-00 ORE..... 73-58..... McA

UCLA..... 75-69..... PP
2000-01 UCLA..... 98-88..... PP

UCLA..... 88-73..... McA
2001-02 ORE..... 91-62..... McA

ORE..... 65-62..... PP
2002-03 ORE..... 96-91 (OT)..... PP

ORE..... 79-48..... McA
ORE..... 75-74..... Stp (1)

2003-04 UCLA..... 81-74..... PP
ORE..... 60-59..... McA

2004-05 UCLA..... 70-62..... McA
UCLA..... 73-61..... PP

2005-06 UCLA..... 56-49..... McA
UCLA..... 70-53..... PP

2006-07 ORE..... 68-66..... McA
UCLA..... 69-57..... PP

2007-08 UCLA..... 80-75..... McA
UCLA..... 75-65..... PP

2008-09 UCLA..... 83-74..... McA
UCLA..... 94-68..... PP

2009-10 ORE..... 71-66 (OT)..... McA
ORE..... 70-68..... PP

2010-11 UCLA..... 67-59..... MK
UCLA..... 64-54..... PP

ORE..... 76-59..... Stp (1)
2011-12 ORE..... 75-68..... MK

2012-13 ORE..... 76-67..... PP
ORE..... 78-69..... MGM (1)

2013-14 UCLA..... 70-68..... MK
ORE..... 87-83 (2OT)..... PP

UCLA..... 82-63..... MGM (1)
2014-15 ORE..... 82-64..... MK

UCLA..... 72-63..... PP
2015-16 ORE..... 86-72..... MK

ORE..... 76-68..... PP
2016-17 ORE..... 89-87..... MK

UCLA..... 82-79..... PP
2017-18 ORE..... 94-91..... MK

UCLA..... 86-78 (OT)..... PP
2018-19 UCLA..... 87-84 (OT)..... MK

UCLA..... 90-83..... PP
2019-20 ORE..... 96-75..... MK

ORE..... 96-75..... MK

ORE..... 96-75..... MK

ORE..... 96-75..... MK

ORE..... 96-75..... MK

ORE..... 96-75..... MK

ORE..... 96-75..... MK

ORE..... 96-75..... MK

ORE..... 96-75..... MK

ORE..... 96-75..... MK

ORE vs. USC

USC leads all-time series, 65-58
Longest Win Streak (Since 1978-79):
ORE: 14, 2010-17
USC: 7, 1991-1994

First meeting:

1955-56 #ORE..... 55-45..... McA

1978-79 USC..... 70-64..... SA
USC..... 87-64..... McA

1979-80 USC..... 83-66..... McA
ORE..... 82-81..... SA

1980-81 ORE..... 74-67..... McA
ORE..... 81-78..... SA

1981-82 USC..... 107-91..... SA
USC..... 80-68..... McA

1982-83 USC..... 62-54..... SA
USC..... 65-55..... McA

1983-84 ORE..... 80-49..... McA
ORE..... 52-47..... SA

1984-85 USC..... 63-59..... McA
USC..... 65-62..... SA

1985-86 USC..... 75-60..... For
ORE..... 76-63..... McA

1986-87 USC..... 60-56..... SA
ORE..... 57-55..... McA

ORE..... 51-49..... PP (1)
1987-88 ORE..... 52-40..... SA

ORE..... 74-62..... McA
1988-89 ORE..... 64-62..... McA

ORE..... 70-68..... SA
1989-90 ORE..... 66-65..... SA

ORE..... 96-79..... McA
1990-91 ORE..... 86-84..... McA

USC..... 84-71..... SA

1991-92	USC.....	85-56.....	SA
	USC.....	69-68.....	McA
1992-93	USC.....	69-58.....	McA
	USC.....	73-67.....	SA
1993-94	USC.....	77-69.....	SA
	USC.....	84-75.....	McA
1994-95	ORE.....	95-83.....	McA
	ORE.....	81-77.....	SA
1995-96	ORE.....	80-60.....	McA
	ORE.....	99-78.....	SA
1996-97	USC.....	79-69.....	McA
	USC.....	72-69.....	SA
1997-98	USC.....	63-59.....	SA
	ORE.....	73-61.....	McA
1998-99	USC.....	85-84.....	McA
	ORE.....	60-55.....	SA
1999-00	ORE.....	68-67.....	McA
	ORE.....	80-77.....	SA
2000-01	USC.....	78-74.....	SA
	USC.....	87-80 (OT).....	McA
2001-02	ORE.....	73-69.....	McA
	ORE.....	67-65.....	SA
	USC.....	89-78.....	Stp (1)
2002-03	USC.....	91-76.....	SA
	ORE.....	79-66.....	McA
	ORE.....	74-66.....	Stp (1)
2003-04	ORE.....	92-74.....	SA
	ORE.....	75-70.....	McA
2005-06	USC.....	84-78.....	McA
	ORE.....	73-61.....	SA
2006-07	USC.....	84-82.....	McA
	USC.....	71-68.....	GC
	ORE.....	81-57.....	Stp (1)
2007-08	USC.....	95-86 (OT).....	McA
	USC.....	81-75.....	GC
2008-09	USC.....	83-62.....	McA
	USC.....	80-66.....	GC
2009-10	ORE.....	67-57.....	McA
	ORE.....	54-44.....	GC
2010-11	ORE.....	68-52.....	MK
	ORE.....	61-51.....	GC
2011-12	ORE.....	65-62.....	MK
2012-13	ORE.....	76-74.....	GC
2013-14	ORE.....	78-66.....	MK
	ORE.....	78-63.....	GC
2014-15	ORE.....	75-67.....	MK
	ORE.....	80-75.....	GC
2015-16	ORE.....	89-81.....	MK
	ORE.....	76-66.....	GC
2016-17	ORE.....	84-61.....	MK
	ORE.....	81-70.....	GC
2017-18	USC.....	75-70.....	MK
	USC.....	72-70.....	GC
2018-19	ORE.....	81-60.....	MK
	USC.....	66-49.....	GC
2019-20	ORE.....	79-70 (2OT).....	MK

ORE vs. UTAH

ORE leads all-time series, 24-10
 Longest Win Streak:
 ORE: 9, 2013-17
 UTAH: 4, 1949-51

First meeting:

1941	ORE.....	51-15.....	McA
2011-12	ORE.....	79-68.....	JMHC
	ORE.....	94-48.....	MK
2012-13	ORE.....	73-64.....	MK
	UTAH ...	72-62.....	JMHC
	ORE.....	64-45.....	MGM (1)
2013-14	ORE.....	70-68 (OT).....	JMHC
2014-15	ORE.....	69-58.....	MK
	ORE.....	67-64.....	MGM (1)
2015-16	ORE.....	77-59.....	JMHC
	ORE.....	76-66.....	MK
	ORE.....	88-57.....	MGM (1)
2016-17	ORE.....	73-67.....	JMHC
	ORE.....	79-61.....	MK
2017-18	UTAH ...	66-56.....	JMHC
	ORE.....	68-66.....	TMA (1)
2018-19	ORE.....	78-72.....	JMHC
	ORE.....	66-54.....	TMA (1)

2019-20	ORE.....	69-64.....	JMHC
	ORE.....	80-62.....	MK

ORE vs. WASH

WASH leads all-time series, 190-118
 Longest Win Streak (Since 1978-79):
 ORE: 6, 2015-18
 WASH: 5, 1980-1982

First meeting:

1903-04	#WASH. 19-17.....	Sea
1978-79	WASH ...	82-70.....HE
	ORE.....	73-71.....McA
1979-80	WASH ...	58-46.....McA
	WASH ...	70-65.....HE
1980-81	WASH ...	102-91.....HE
	WASH ...	70-68.....McA
1981-82	WASH ...	76-70.....McA
	ORE.....	82-78.....HE
1982-83	ORE.....	52-47.....McA
	WASH ...	79-66.....HE
1983-84	WASH ...	60-53.....HE
	WASH ...	79-58.....McA
1984-85	WASH ...	88-62.....HE
	ORE.....	70-66.....McA
1985-86	WASH ...	61-56.....McA
	WASH ...	73-67.....HE
1986-87	ORE.....	77-67.....McA
	WASH ...	81-74 (OT).....HE
	WASH ...	70-56.....PP (1)
1987-88	WASH ...	75-63.....HE
	ORE.....	69-64.....McA
1988-89	WASH ...	71-70.....McA
	WASH ...	78-69.....HE
1989-90	ORE.....	65-54.....McA
	ORE.....	58-53.....HE
1990-91	WASH ...	88-86.....HE
	ORE.....	67-64.....McA
1991-92	WASH ...	72-71.....McA
	WASH ...	71-55.....HE
1992-93	WASH ...	70-53.....HE
	ORE.....	85-70.....McA
1993-94	ORE.....	61-60.....McA
	ORE.....	86-71.....HE
1994-95	ORE.....	92-83.....HE
	ORE.....	88-63.....McA
1995-96	WASH ...	72-69.....McA
	ORE.....	55-52.....HE
1996-97	WASH ...	78-77.....HE
	ORE.....	69-59.....McA
1997-98	WASH ...	81-71.....McA
	WASH ...	62-61.....HE
1998-99	WASH ...	86-76 (OT).....HE
	ORE.....	94-81.....McA
1999-00	ORE.....	76-74 (OT).....KA
	WASH ...	67-58.....McA
2000-01	WASH ...	72-71 (OT).....McA
	ORE.....	85-73.....BAHE
2001-02	WASH ...	97-92.....BAHE
	ORE.....	90-84.....McA
	ORE.....	86-64.....Stp (1)
2002-03	ORE.....	91-66.....McA
	WASH ...	78-66.....BAHE
2003-04	ORE.....	84-74.....McA
	WASH ...	83-74.....BAHE
2004-05	WASH ...	77-56.....BAHE
	WASH ...	95-88 (OT).....McA
2005-06	WASH ...	78-59.....BAHE
	ORE.....	75-72.....McA
	WASH ...	84-73.....Stp (1)
2006-07	WASH ...	89-77.....BAHE
	ORE.....	93-85.....McA
2007-08	WASH ...	78-70.....BAHE
	ORE.....	71-58.....McA
2008-09	WASH ...	84-67.....McA
	WASH ...	103-84.....BAHE
2009-10	ORE.....	90-79.....BAHE
	WASH ...	86-72.....McA
2010-11	WASH ...	87-69.....AAA
	ORE.....	81-76.....MK
2011-12	WASH ...	69-51.....Stp (1)
	WASH ...	76-60.....AAA

	ORE.....	82-57.....	MK
	WASH ...	90-86.....	AAA (3)
2012-13	ORE.....	81-76.....	MK
	ORE.....	65-52.....	AAA
	ORE.....	80-77.....	MGM (1)
2013-14	WASH ...	80-76.....	AAA
	ORE.....	78-61.....	MK
2014-15	WASH ...	85-77.....	AAA
	ORE.....	78-74.....	MK
2015-16	ORE.....	86-73.....	MK
	ORE.....	83-77.....	MGM (1)
2016-17	ORE.....	83-61.....	AAA
2017-18	ORE.....	65-40.....	MK
	ORE.....	72-64.....	AAA
2018-19	WASH ...	61-56.....	MK
	ORE.....	55-47.....	AAA
	ORE.....	68-48.....	TMA (1)
2019-20	ORE.....	64-61 (OT).....	AAA

ORE vs. WSU

ORE leads all-time series, 172-125
 Longest Win Streak (Since 1978-79):
 ORE: 14, 2002-07
 WSU: 6, 2008-09

First meeting:

1907-08	#WSU ...	15-13.....	Pull
1978-79	WSU	74-65.....	F
	WSU	53-52.....	McA
1979-80	WSU	62-52.....	McA
	WSU	81-66.....	F
1980-81	ORE.....	70-66.....	F
	ORE.....	82-67.....	McA
1981-82	ORE.....	60-56.....	McA
	WSU	76-69.....	F
1982-83	WSU	54-51.....	McA
	WSU	48-45.....	F
1983-84	ORE.....	64-60.....	F
	ORE.....	78-73.....	McA
1984-85	ORE.....	74-72.....	F
	ORE.....	84-62.....	McA
1985-86	WSU	60-59.....	McA
	WSU	75-71.....	F
1986-87	ORE.....	60-55.....	McA
	WSU	79-65.....	F
1987-88	ORE.....	67-46.....	F
	ORE.....	73-66.....	McA
1988-89	ORE.....	67-49.....	McA
	WSU	60-54.....	F
	WSU	78-56.....	For (1)
1989-90	ORE.....	82-68.....	McA
	ORE.....	58-53.....	F
1990-91	WSU	82-79.....	F
	ORE.....	75-69.....	McA
1991-92	WSU	90-55.....	McA
	WSU	97-82.....	F
1992-93	WSU	95-79.....	F
	ORE.....	62-60.....	McA
1993-94	WSU	95-85.....	McA
	ORE.....	98-87.....	F
1994-95	WSU	83-78.....	F
	WSU	76-59.....	McA
1995-96	ORE.....	70-63.....	McA
	WSU	70-65.....	F
1996-97	WSU	81-67.....	SP
	ORE.....	93-82.....	McA
1997-98	ORE.....	71-62.....	McA
	ORE.....	64-63.....	F
1998-99	ORE.....	87-83 (3OT).....	F
	ORE.....	77-64.....	McA
1999-00	ORE.....	81-80 (OT).....	F
	ORE.....	70-53.....	McA
2000-01	ORE.....	81-66.....	McA
	WSU	63-62.....	F
2001-02	ORE.....	94-86.....	F
	ORE.....	115-77.....	McA
2002-03	ORE.....	76-66.....	McA
	ORE.....	89-70.....	F
2003-04	ORE.....	60-45.....	McA
	ORE.....	67-62 (OT).....	F
2004-05	ORE.....	55-52.....	F
	ORE.....	69-66.....	McA

2005-06	ORE.....	52-50.....	F
	ORE.....	67-37.....	McA
	ORE.....	66-55.....	Stp (1)
2006-07	ORE.....	77-74 (OT).....	F
	ORE.....	64-59.....	McA
2007-08	WSU	69-60.....	F
	WSU	62-53.....	McA
	WSU	75-70.....	Stp (1)
2008-09	WSU	74-62.....	McA
	WSU	67-38.....	F
	WSU	62-40.....	Stp (1)
2009-10	ORE.....	91-89 (2OT).....	F
	ORE.....	74-66.....	McA
	ORE.....	86-84 (OT).....	Stp (1)
2010-11	WSU	77-63.....	F
	ORE.....	69-43.....	MK
2011-12	ORE.....	92-75.....	F
	ORE.....	78-69.....	MK
2012-13	ORE.....	68-61.....	MK
	ORE.....	65-52.....	F
2013-14	ORE.....	71-44.....	F
	ORE.....	67-53.....	MK
2014-15	WSU	108-99 (OT).....	F
	ORE.....	95-72.....	MK
2015-16	ORE.....	76-62.....	MK
2016-17	ORE.....	85-66.....	F
2017-18	ORE.....	84-57.....	MK
	WSU	78-76.....	F
	ORE.....	64-62 (OT).....	TMA (1)
2018-19	ORE.....	78-58.....	MK
	ORE.....	72-61.....	F
	ORE.....	84-51.....	TMA (1)
2019-20	WSU	72-61.....	F

OSU vs. STAN

OSU leads all-time series, 75-72
 Longest Win Streak (Since 1978-79):
 OSU: 7, 1980-1983
 STAN: 11, 2000-2005

First meeting:

1929-30	OSU.....	29-24.....	SP
1978-79	OSU.....	73-48.....	G
	STAN ...	79-76.....	MP
1979-80	OSU.....	18-16.....	MP
	OSU.....	85-57.....	G
1980-81	OSU.....	76-62.....	G
	OSU.....	62-57.....	M
1981-82	OSU.....	81-38.....	MP
	OSU.....	111-81.....	G
1982-83	OSU.....	62-53.....	G
	STAN ...	88-75.....	MP
1983-84	OSU.....	64-59.....	MP
	OSU.....	73-68.....	G
1984-85	OSU.....	83-73.....	MP
	OSU.....	54-49.....	G
1985-86	STAN ...	56-52.....	G
	OSU.....	74-60.....	MP
1986-87	OSU.....	70-66.....	MP
	OSU.....	71-59.....	G
1987-88	STAN ...	78-65.....	G
	OSU.....	63-61.....	MP
1988-89	STAN ...	87-59.....	MP
	STAN ...	60-58.....	G
1989-90	OSU.....	77-76.....	MP
	OSU.....	84-70.....	G
1990-91	OSU.....	73-66.....	G
	STAN ...	64-59.....	MP
1991-92	STAN ...	67-64.....	G
	STAN ...	76-56.....	MP
1992-93	OSU.....	77-66.....	MP
	OSU.....	82-65.....	G
1993-94	STAN ...	71-67.....	G
	STAN ...	90-66.....	MP
1994-95	STAN ...	95-82.....	MP
	OSU.....	90-71.....	G
1995-96	STAN ...	65-50.....	G
	STAN ...	84-51.....	MP
1996-97	OSU.....	86-77.....	G
	STAN ...	87-54.....	MP
1997-98	STAN ...	68-48.....	G
	STAN ...	85-77.....	MP



Table of basketball game results between STAN and OSU from 1998-99 to 2019-20.

OSU vs. UCLA

UCLA leads all-time series, 98-39
Longest Win Streak (Since 1978-79):
OSU: 4, 1983-1985
UCLA: 13, 2006-11

First meeting:
1924-25 #OSU... 20-15..... LA

Table of basketball game results between UCLA and OSU from 1978-79 to 2019-20.

Table of basketball game results between UCLA and OSU from 1993-94 to 2019-20.

OSU vs. USC

USC leads all-time series, 76-65
Longest Win Streak (Since 1978-79):
OSU: 7, 1979-1982
USC: 7, 2005-2008

First meeting:
1924-25 OSU..... 30-22..... (n/a)

Table of basketball game results between USC and OSU from 1978-79 to 2019-20.

Table of basketball game results between OSU and USC from 1988-89 to 2019-20.

OSU vs. UTAH

UTAH leads all-time series, 19-15
Longest Win Streak:
OSU: 2, 1941, 2020-Pres.
UTAH: 4, 1958-68

First meeting:
1939 UTAH ... 53-37..... UF

Table of basketball game results between UTAH and OSU from 2011-12 to 2019-20.

Table of basketball game results between OSU and UTAH from 2018-19 to 2019-20.

OSU vs. WASH

WASH leads all-time series, 163-142
Longest Win Streak (Since 1978-79):
OSU: 10, 1979-1983
WASH: 8, 2008-2011

First meeting:
1903-04 #OSU.... 22-19..... Corv

Table of basketball game results between OSU and WASH from 1978-79 to 2019-20.

WASH ... 75-72.....G
OSU..... 86-84.....Stp (1)
2012-13 OSU..... 74-66.....G
WASH ... 72-62.....AAA
2013-14 WASH ... 87-81.....AAA
WASH ... 86-62.....G
2014-15 WASH ... 56-43.....AAA
OSU..... 64-50.....G
2015-16 OSU..... 82-81.....G
2016-17 WASH ... 87-61.....AAA
2017-18 OSU..... 97-94 (20T).....G
WASH ... 79-77.....AAA
OSU..... 69-66 (OT).TMA (1)
2018-19 WASH ... 79-69.....G
WASH ... 81-76 (OT).....AAA
2019-20 WASH ... 64-56.....AAA

OSU vs. WSU

OSU leads all-time series, 174-125
 Longest Win Streak (Since 1978-79):
 OSU: 6, 1984-87, 1988-90, 2013-16
 WSU: 7, 1994-1997

First meeting:

1906-07 #OSU... 30-14..... Pull

1978-79 WSU..... 67-61..... F
OSU..... 66-52..... G
1979-80 OSU..... 65-63..... G
WSU..... 69-51..... F
1980-81 OSU..... 66-53..... F
OSU..... 81-53..... G
1981-82 OSU..... 64-46..... G
OSU..... 40-36..... F
1982-83 WSU..... 79-69..... G
OSU..... 63-61 (OT)..... F
1983-84 #OSU... 79-57..... MC
WSU..... 74-65..... F
OSU..... 66-55..... G
1984-85 OSU..... 73-56..... F
OSU..... 69-49..... G
1985-86 OSU..... 57-54..... G
OSU..... 66-49..... F
1986-87 OSU..... 66-48..... G
WSU..... 73-63..... F
1987-88 WSU..... 56-49..... F
OSU..... 62-48..... G
OSU..... 74-68 (20T)McK (1)
1988-89 OSU..... 90-63..... G
OSU..... 83-70..... F
1989-90 OSU..... 79-64..... G
OSU..... 83-63..... F
1990-91 WSU..... 99-77..... F
OSU..... 87-85..... G
1991-92 WSU..... 81-69..... G
WSU..... 87-84 (OT)..... F
1992-93 WSU..... 56-51..... F
OSU..... 59-58..... G
1993-94 WSU..... 81-66..... G
WSU..... 101-64..... F
1994-95 WSU..... 77-75..... F
WSU..... 94-85..... G
1995-96 WSU..... 76-62..... G
WSU..... 61-42..... G
1996-97 WSU..... 80-64..... SP
OSU..... 61-49..... G
1997-98 WSU..... 69-53..... G
WSU..... 80-68..... F
1998-99 WSU..... 84-79..... F
OSU..... 83-64..... G
1999-00 OSU..... 77-73..... F
OSU..... 64-56..... G
2000-01 OSU..... 67-62..... G
WSU..... 57-53..... F
2001-02 OSU..... 74-72..... F
OSU..... 91-55..... G
2002-03 OSU..... 63-48..... G
WSU..... 75-71..... F
2003-04 OSU..... 52-41..... G
OSU..... 65-58..... F
2004-05 WSU..... 63-45..... F
OSU..... 58-51..... G
2005-06 OSU..... 59-50..... F

OSU..... 71-62..... G
2006-07 WSU..... 70-55..... G
WSU..... 58-54..... F
2007-08 WSU..... 69-46..... F
WSU..... 70-57..... G
2008-09 WSU..... 61-57 (OT)..... G
OSU..... 54-52..... F
2009-10 WSU..... 65-60..... F
OSU..... 59-55..... G
2010-11 WSU..... 84-70..... F
OSU..... 61-55..... G
2011-12 WSU..... 81-76..... F
WSU..... 83-73..... G
OSU..... 69-64..... Stp (1)
2012-13 WSU..... 71-68..... G
OSU..... 67-66..... F
2013-14 OSU..... 66-55..... F
OSU..... 68-57..... G
2014-15 OSU..... 62-47..... F
OSU..... 55-50..... G
2015-16 OSU..... 69-49..... G
2016-17 WSU..... 75-62..... F
2017-18 OSU..... 94-62..... G
OSU..... 92-67..... F
2018-19 OSU..... 90-77..... G
OSU..... 85-77..... F
2019-20 OSU..... 89-76..... F

STAN vs. UCLA

UCLA leads all-time series, 147-96
 Longest Win Streak (Since 1978-79):
 STAN: 6, 2003-2005
 UCLA: 9, 1991-1995

First meeting:

1924-25 #STAN... 23-17..... SP

1978-79 STAN ... 75-72..... MP
UCLA ... 99-71..... PP
1979-80 UCLA ... 92-60..... PP
UCLA ... 75-62..... MP
1980-81 UCLA ... 85-58..... PP
STAN ... 74-72..... MP
1981-82 UCLA ... 42-34..... MP
UCLA ... 79-53..... PP
1982-83 UCLA ... 101-87..... MP
UCLA ... 99-86..... PP
1983-84 UCLA ... 71-66..... PP
STAN ... 75-64..... MP
1984-85 UCLA ... 100-71..... PP
UCLA ... 72-66..... MP
1985-86 STAN ... 76-70..... MP
UCLA ... 95-74..... PP
1986-87 UCLA ... 95-75..... PP
UCLA ... 93-62..... MP
1987-88 STAN ... 116-110 (20T)..... MP
UCLA ... 91-69..... PP
1988-89 UCLA ... 74-70..... PP
STAN ... 84-75..... MP
STAN ... 95-86..... For (1)
1989-90 STAN ... 87-79..... MP
STAN ... 70-69..... PP
1990-91 STAN ... 89-82..... PP
UCLA ... 89-86..... MP
1991-92 UCLA ... 83-77..... MP
UCLA ... 96-70..... PP
1992-93 UCLA ... 84-76..... PP
UCLA ... 72-64..... MP
1993-94 UCLA ... 69-65..... MP
UCLA ... 103-88..... PP
1994-95 UCLA ... 77-74..... PP
UCLA ... 88-77..... MP
1995-96 STAN ... 67-66..... MP
UCLA ... 64-56..... PP
1996-97 STAN ... 109-61..... MP
UCLA ... 87-68..... PP
1997-98 STAN ... 93-80..... MP
STAN ... 84-81..... PP
1998-99 STAN ... 72-59..... PP
STAN ... 77-73..... MP
1999-00 STAN ... 78-63..... PP
UCLA ... 94-93 (OT)..... MP
2000-01 UCLA ... 79-73..... MP

STAN ... 85-79..... PP
2001-02 STAN ... 86-76..... PP
UCLA ... 95-92..... MP
2002-03 STAN ... 52-51..... MP
STAN ... 93-84..... PP
2003-04 STAN ... 67-52..... MP
STAN ... 73-60..... PP
2004-05 STAN ... 75-64..... PP
STAN ... 78-65..... MP
2005-06 UCLA ... 71-54..... PP
UCLA ... 75-54..... MP
2006-07 STAN ... 75-68..... MP
UCLA ... 75-61..... PP
2007-08 UCLA ... 76-67..... MP
UCLA ... 77-67 (OT)..... PP
UCLA ... 67-64..... Stp (1)
2008-09 UCLA ... 97-63..... PP
UCLA ... 76-71..... MP
2009-10 STAN ... 70-59..... MP
UCLA ... 77-73..... PP
2010-11 UCLA ... 68-57..... PP
UCLA ... 69-65..... MP
2011-12 STAN ... 60-59..... MP
UCLA ... 72-61..... SA
2012-13 UCLA ... 68-60..... SA
UCLA ... 88-80..... MP
2013-14 UCLA ... 91-74..... PP
STAN ... 83-74..... MP
UCLA ... 84-59..... MGM (1)
2014-15 UCLA ... 86-81 (2 OT)..... PP
UCLA ... 69-67..... MP
2015-16 STAN ... 79-70..... MP
2016-17 UCLA ... 89-75..... PP
2017-18 STAN ... 107-99 (20T)..... MP
UCLA ... 89-73..... PP
UCLA ... 88-77..... TMA (1)
2018-19 UCLA ... 92-70..... PP
STAN ... 104-80..... MP
UCLA ... 79-72..... TMA (1)
2019-20 STAN ... 74-59..... PP

STAN vs. USC

All-time series tied, 127-127
 Longest Win Streak (Since 1978-79):
 STAN: 13, 1984-1990
 USC: 4, 1981-1982

First meeting:

1916-17 #STAN... 34-10..... SP

1978-79 USC..... 57-55..... MP
USC..... 79-68..... SA
1979-80 USC..... 69-68..... SA
STAN ... 93-91 (OT)..... MP
1980-81 USC..... 89-64..... SA
USC..... 74-67..... MP
1981-82 USC..... 85-74..... MP
USC..... 74-59..... SA
1982-83 STAN ... 92-74..... MP
USC..... 90-76..... SA
1983-84 USC..... 51-49 (OT)..... SA
STAN ... 64-56..... MP
1984-85 STAN ... 60-54..... SA
STAN ... 86-65..... MP
1985-86 STAN ... 61-59..... SA
STAN ... 85-64..... MP
1986-87 STAN ... 64-58..... SA
STAN ... 72-57..... MP
1987-88 STAN ... 88-62..... MP
STAN ... 73-65..... SA
1988-89 STAN ... 68-52..... SA
STAN ... 74-65..... MP
STAN ... 66-61..... For (2)
1989-90 STAN ... 74-61..... MP
USC..... 71-62..... SA
1990-91 USC..... 85-67..... SA
STAN ... 92-76..... MP
1991-92 USC..... 82-72..... MP
USC..... 73-72 (OT)..... SA
1992-93 USC..... 63-55..... SA
STAN ... 78-62..... MP
1993-94 STAN ... 76-67..... MP
STAN ... 66-55..... SA

1994-95 STAN ... 85-82..... SA
STAN ... 90-78..... MP
1995-96 USC..... 84-80..... SA
STAN ... 99-69..... MP
1996-97 STAN ... 85-70..... MP
USC..... 84-81..... SA
1997-98 STAN ... 99-62..... MP
STAN ... 83-59..... SA
1998-99 STAN ... 72-55..... SA
USC..... 86-82 (OT)..... MP
1999-00 STAN ... 67-57..... SA
STAN ... 111-68..... MP
2000-01 STAN ... 77-71..... MP
STAN ... 70-68..... SA
2001-02 USC..... 90-82..... SA
USC..... 77-58..... MP
USC..... 103-78..... Stp (1)
2002-03 STAN ... 80-72..... MP
STAN ... 73-67..... SA
USC..... 79-74..... Stp (1)
2003-04 STAN ... 77-67..... MP
STAN ... 76-67..... SA
2004-05 STAN ... 78-70..... SA
STAN ... 71-62..... MP
2005-06 USC..... 82-71..... Stp
STAN ... 58-56..... MP
2006-07 STAN ... 65-50..... MP
USC..... 69-65..... GC
USC..... 83-79 (OT)..... Stp (1)
2007-08 STAN ... 52-46..... MP
USC..... 77-64..... GC
2008-09 USC..... 70-69..... GC
STAN ... 75-63..... MP
2009-10 STAN ... 54-53..... MP
USC..... 54-49..... GC
2010-11 USC..... 65-42..... GC
USC..... 69-53..... MP
2011-12 STAN ... 51-43..... MP
STAN ... 59-47..... GC
2012-13 USC..... 71-69..... GC
USC..... 65-64..... MP
2013-14 STAN ... 79-71 (OT)..... GC
STAN ... 80-59..... MP
2014-15 STAN ... 78-76..... GC
STAN ... 70-62..... GC
2015-16 STAN ... 84-64..... MP
2016-17 USC..... 72-56..... GC
2017-18 STAN ... 77-76..... MP
USC..... 69-64..... GC
2018-19 USC..... 77-66..... GC
STAN ... 79-76..... MP
2019-20 USC..... 82-78 (OT)..... GC

STAN vs. UTAH

UTAH leads all-time series, 22-14
 Longest Win Streak:
 STAN: 3, 2013-2014
 UTAH: 4, 2017-20

First meeting:

1932 STAN ... 41-37..... UF

2011-12 STAN ... 68-65..... MP
UTAH ... 58-57..... JMHC
2012-13 STAN ... 87-56..... JMHC
STAN ... 84-66..... MP
2013-14 STAN ... 61-60..... MP
2014-15 UTAH ... 75-59..... JMHC
UTAH ... 80-56..... MGM (1)
2015-16 STAN ... 70-68 (OT)..... MP
UTAH ... 96-74..... JMHC
2016-17 STAN ... 81-75..... MP
UTAH ... 67-59..... JMHC
2017-18 UTAH ... 75-60..... JMHC
2018-19 UTAH ... 70-66..... MP
2019-20 UTAH ... 64-56 (OT)..... JMHC
STAN ... 70-62..... MP



STAN vs. WASH

STAN leads all-time series, 79-73
Longest Win Streak (Since 1978-79):
STAN: 10, 1998-2002
WASH: 6, 2009-10

First meeting:
1915-16 #WASH 35-19..... SP

Table of game results for STAN vs. WASH from 1978-79 to 2012-13, including scores and home/away indicators.

Table of game results for STAN vs. WSU from 2013-14 to 2019-20, including scores and home/away indicators.

STAN vs. WSU

STAN leads all-time series, 82-60
Longest Win Streak (Since 1978-79):
STAN: 18, 1996-2004
WSU: 5, 1981-1983

First meeting:
1916-17 #WSU 36-18..... SP

Table of game results for STAN vs. WSU from 1978-79 to 2006-07, including scores and home/away indicators.

Table of game results for WSU vs. STAN from 2007-08 to 2019-20, including scores and home/away indicators.

UCLA vs. USC

UCLA leads all-time series, 143-112
Longest Win Streak (Since 1978-79):
UCLA: 10, 1995-1999
USC: 4, 2003-04; 2009-11; 2016-17

First meeting:
1927-28 USC 45-35..... USC

Table of game results for UCLA vs. USC from 1978-79 to 2019-20, including scores and home/away indicators.

Table of game results for USC vs. UCLA from 2002-03 to 2019-20, including scores and home/away indicators.

* - USC home game
** - UCLA home game

UCLA vs. UTAH

UCLA leads all-time series, 12-10
Longest Win Streak:
UCLA: 2, 2012-13; 2017-18; 2020-Pres.
UTAH: 3, 2018-Pres.

First meeting:
1928 UCLA 38-32..... UF

Table of game results for UCLA vs. UTAH from 2011-12 to 2019-20, including scores and home/away indicators.

UCLA vs. WASH

UCLA leads all-time series, 101-43
Longest Win Streak (Since 1978-79):
UCLA: 10, 1987-1990; 1993-1998
WASH: 3, 2005-2006; 2010-12

First meeting:
1936-37 WASH 52-51..... HE

Table of game results for UCLA vs. WASH from 1978-79 to 1980-81, including scores and home/away indicators.

UCLA	91-72	HE
1981-82	WASH ... 56-50	HE
	UCLA ... 68-67	PP
1982-83	UCLA ... 84-65	PP
	UCLA ... 90-66	HE
1983-84	WASH ... 89-81 (30T)	HE
	UCLA ... 73-59	PP
1984-85	UCLA ... 63-51	PP
	WASH ... 67-61	HE
1985-86	WASH ... 90-65	HE
	UCLA ... 94-89 (OT)	PP
1986-87	WASH ... 90-80	HE
	WASH ... 95-87	PP
	UCLA ... 76-64	PP (1)
1987-88	UCLA ... 78-71	PP
	UCLA ... 97-87	HE
1988-89	UCLA ... 93-74	HE
	UCLA ... 101-78	PP
	UCLA ... 64-54	For (1)
1989-90	UCLA ... 58-56	HE
	UCLA ... 74-61	PP
1990-91	WASH ... 86-68	HE
	UCLA ... 73-60	PP
1991-92	UCLA ... 74-61	PP
	UCLA ... 80-79	HE
1992-93	WASH ... 81-67	HE
	UCLA ... 93-64	PP
1993-94	UCLA ... 82-62	HE
	UCLA ... 79-76	PP
1994-95	UCLA ... 91-78	PP
	UCLA ... 74-66	HE
1995-96	UCLA ... 91-88 (OT)	PP
	UCLA ... 78-70	HE
1996-97	UCLA ... 79-70	PP
	UCLA ... 87-85	HE
1997-98	UCLA ... 105-94	PP
	WASH ... 95-94	HE
1998-99	WASH ... 93-83	HE
	UCLA ... 79-62	PP
1999-00	WASH ... 63-62	KA
	UCLA ... 90-64	PP
2000-01	UCLA ... 86-64	PP
	WASH ... 96-94	BAHE
2001-02	UCLA ... 85-79	BAHE
	UCLA ... 74-62	PP
2002-03	UCLA ... 77-67	BAHE
	UCLA ... 83-72	PP
2003-04	UCLA ... 86-84 (OT)	BAHE
	UCLA ... 80-75	PP
	WASH ... 91-83	Stp (1)
2004-05	UCLA ... 95-86	PP
	WASH ... 82-70	BAHE
2005-06	WASH ... 69-65	PP
	WASH ... 70-67	BAHE
2006-07	UCLA ... 96-74	PP
	WASH ... 61-51	BAHE
2007-08	UCLA ... 69-55	PP
	WASH ... 71-61	BAHE
2008-09	WASH ... 86-75	BAHE
	UCLA ... 85-76	PP
2009-10	UCLA ... 62-61	PP
	WASH ... 97-68	BAHE
2010-11	WASH ... 74-63	PP
	WASH ... 70-63	AAA
2011-12	WASH ... 71-69	AAA
	UCLA ... 75-69	SA
2012-13	UCLA ... 59-57	PP
	UCLA ... 61-54	AAA
2013-14	UCLA ... 91-82	AAA
2014-15	UCLA ... 88-66	PP
2015-16	WASH ... 96-93 (20T)	AAA
	WASH ... 86-84	PP
2016-17	UCLA ... 107-66	AAA
	UCLA ... 98-66	PP
2017-18	UCLA ... 74-53	PP
2018-19	WASH ... 69-55	AAA
2019-20	UCLA ... 66-64	AAA
	UCLA ... 67-57	PP

UCLA vs. WSU

UCLA leads all-time series, 109-18
 Longest Win Streak (Since 1978-79):
 UCLA: 22, 1993-2004
 WSU: 2, 2013-14

First meeting:

1936-37 #WSU ... 33-23 B

1978-79	UCLA ... 89-71	PP
	UCLA ... 110-102 (30T)	F
1979-80	WSU ... 80-64	F
	UCLA ... 80-66	PP
1980-81	UCLA ... 87-61	PP
	UCLA ... 59-50	F
1981-82	WSU ... 57-51 (30T)	F
	UCLA ... 57-54	PP
1982-83	UCLA ... 89-87 (OT)	PP
	WSU ... 70-68	F
1983-84	UCLA ... 73-59	F
	UCLA ... 83-64	PP
1984-85	UCLA ... 75-48	PP
	WSU ... 66-58 (OT)	F
1985-86	UCLA ... 81-80 (20T)	F
	UCLA ... 88-81	PP
1986-87	WSU ... 81-73	F
	UCLA ... 61-60	PP
1987-88	UCLA ... 88-63	PP
	UCLA ... 62-55	F
1988-89	WSU ... 73-71	McK (1)
	UCLA ... 64-63	F
1989-90	UCLA ... 56-55	PP
	UCLA ... 68-64	F
	UCLA ... 74-61	PP
1990-91	UCLA ... 99-91	F
	UCLA ... 86-64	PP
1991-92	UCLA ... 82-61	PP
	UCLA ... 89-85	F
1992-93	WSU ... 67-56	F
	UCLA ... 71-70	PP
1993-94	UCLA ... 81-79	F
	UCLA ... 76-66	PP
1994-95	UCLA ... 91-78	PP
	UCLA ... 98-83	F
1995-96	UCLA ... 82-71	PP
	UCLA ... 78-73 (OT)	F
1996-97	UCLA ... 84-56	PP
	UCLA ... 87-86	F
1997-98	UCLA ... 88-68	PP
	UCLA ... 78-75	F
1998-99	UCLA ... 69-66	F
	UCLA ... 100-61	PP
1999-00	UCLA ... 86-64	PP
	UCLA ... 90-64	PP
2000-01	UCLA ... 75-57	PP
	UCLA ... 86-76	F
2001-02	UCLA ... 79-74	F
	UCLA ... 81-69	PP
2002-03	UCLA ... 98-83	F
	UCLA ... 86-71	PP
2003-04	UCLA ... 48-45	F
	WSU ... 55-48	PP
2004-05	UCLA ... 80-77 (20T)	PP
	UCLA ... 58-56 (OT)	F
2005-06	UCLA ... 63-61	PP
	UCLA ... 50-30	F
2006-07	UCLA ... 55-52	PP
	UCLA ... 53-45	F
2007-08	UCLA ... 81-74	PP
	UCLA ... 67-59	F
2008-09	UCLA ... 61-59	F
	WSU ... 82-81	PP
	UCLA ... 64-53	Stp (1)
2009-10	UCLA ... 74-62	PP
	UCLA ... 71-51	PP
2010-11	UCLA ... 80-71	PP
	UCLA ... 58-54 (OT)	F
2011-12	UCLA ... 63-60	F
	UCLA ... 78-46	SA
2012-13	UCLA ... 76-62	SA
	WSU ... 73-61	F
2013-14	WSU ... 73-55	F

2014-15	UCLA ... 72-67	PP
2015-16	WSU ... 85-78	F
	UCLA ... 83-50	PP
2016-17	UCLA ... 95-79	F
	UCLA ... 77-68	PP
2017-18	UCLA ... 96-82	PP
2018-19	UCLA ... 87-67	F
2019-20	WSU ... 79-71 (OT)	F
	UCLA ... 86-83 (OT)	PP

USC vs. UTAH

UTAH leads all-time series, 25-20
 Longest Win Streak:
 USC: 5, 1952-54
 UTAH: 8, 2013-17

First meeting:

1933 USC ... 40-35 UF

2011-12	USC ... 62-45	GC
2012-13	USC ... 76-59	JMHC
	UTAH ... 69-66	MGM (1)
2013-14	UTAH ... 84-66	JMHC
	UTAH ... 79-71	GC
2014-15	UTAH ... 79-56	JMHC
	UTAH ... 67-39	GC
2015-16	UTAH ... 80-69	GC
	UTAH ... 80-72	MGM (1)
2016-17	UTAH ... 86-64	JMHC
2017-18	USC ... 84-67	GC
	USC ... 74-58	JMHC
2018-19	UTAH ... 77-70	GC
	UTAH ... 83-74	JMHC
2019-20	USC ... 56-52	GC
	UTAH ... 79-65	JMHC

USC vs. WASH

All-time series tied, 75-75
 Longest Win Streak:
 USC: 7, 1999-2002
 WASH: 5, 2004-2006

First meeting:

1924-25 WASH ... 40-23 HE

1978-79	USC ... 69-59	SA
	USC ... 61-59	HE
1979-80	WASH ... 80-72	HE
	USC ... 77-68	SA
1980-81	WASH ... 63-61 (OT)	SA
	USC ... 90-81	HE
1981-82	WASH ... 73-72 (OT)	HE
	USC ... 76-70	SA
1982-83	USC ... 73-60	SA
	WASH ... 82-73	HE
1983-84	WASH ... 79-47	HE
	WASH ... 71-66	SA
1984-85	WASH ... 66-50	CSDH
	USC ... 61-50	HE
1985-86	WASH ... 91-75	HE
	WASH ... 70-64	SA
1986-87	WASH ... 95-82	HE
	WASH ... 51-45	SA
1987-88	USC ... 67-65	SA
	WASH ... 71-41	HE
1988-89	WASH ... 84-75	HE
	WASH ... 74-68	SA
1989-90	WASH ... 65-60	HE
	USC ... 73-65	SA
1990-91	WASH ... 82-65	HE
	USC ... 75-51	SA
1991-92	USC ... 59-56	SA
	USC ... 82-68	HE
1992-93	WASH ... 46-41	HE
	USC ... 56-55	SA
1993-94	USC ... 53-46	HE
	WASH ... 50-49	SA
1994-95	USC ... 85-76	SA
	WASH ... 83-73	HE
1995-96	WASH ... 69-62	SA
	USC ... 94-72	HE
1996-97	USC ... 77-58	SA
	WASH ... 94-84	HE

1997-98	WASH ... 101-86	SA
	WASH ... 91-66	HE
1998-99	WASH ... 85-83	HE
	USC ... 70-57	SA
1999-00	USC ... 81-79 (OT)	KA
	USC ... 90-71	SA
2000-01	USC ... 87-61	SA
	USC ... 85-56	BAHE
2001-02	USC ... 87-65	BAHE
	USC ... 94-74	For
2002-03	WASH ... 76-72	BAHE
	WASH ... 95-89	SA
2003-04	USC ... 88-80	BAHE
	WASH ... 93-82	SA
2004-05	WASH ... 84-59	SA
	WASH ... 99-69	BAHE
2005-06	WASH ... 86-77	SA
	WASH ... 87-73	BAHE
2006-07	USC ... 86-79 (20T)	GC
	WASH ... 85-70	BAHE
2007-08	USC ... 66-51	GC
	USC ... 73-59	BAHE
2008-09	WASH ... 78-73	BAHE
	WASH ... 60-51	GC
2009-10	USC ... 87-61	GC
	USC ... 67-64	BAHE
2010-11	WASH ... 73-67 (OT)	GC
	USC ... 62-60	AAA
2011-12	WASH ... 69-41	AAA
	WASH ... 80-58	GC
2012-13	USC ... 71-60	GC
	WASH ... 65-57	AAA
2013-14	WASH ... 82-75	AAA
2014-15	USC ... 70-55	GC
2015-16	WASH ... 87-85	AAA
	USC ... 98-88	GC
2016-17	USC ... 82-74	AAA
	USC ... 74-58	GC
	USC ... 78-73	TMA (1)
2017-18	WASH ... 88-81	GC
2018-19	WASH ... 75-62	AAA
	WASH ... 78-75	TMA (1)
2019-20	WASH ... 72-40	AAA
	USC ... 62-56	GC

USC vs. WSU

USC leads all-time series, 77-48
 Longest Win Streak:
 USC: 9, 1999-2003
 WSU: 4, 2004-05

First meeting:

1948-49 WSU ... 55-52 SF

1978-79	USC ... 67-61	SA
	USC ... 71-69	F
1979-80	WSU ... 77-57	F
	WSU ... 69-67	SA
1980-81	USC ... 57-43	SA
	USC ... 60-59	F
1981-82	USC ... 57-56 (OT)	F
	USC ... 61-56	SA
1982-83	USC ... 56-49	SA
	WSU ... 83-80	F
1983-84	USC ... 68-61	F
	USC ... 57-56	For
1984-85	USC ... 69-62	CSDH
	USC ... 64-58	F
1985-86	WSU ... 65-58	F
	WSU ... 77-75 (OT)	SA
1986-87	WSU ... 70-60	F
	USC ... 66-37	SA
1987-88	USC ... 65-60	SA
	WSU ... 67-57	F
1988-89	WSU ... 72-65	F
	USC ... 78-63	SA
1989-90	WSU ... 68-67	F
	USC ... 91-75	SA
	USC ... 85-68	UAC (1)
1990-91	USC ... 80-62	F
	USC ... 74-57	SA
1991-92	USC ... 75-62	SA
	WSU ... 82-68	F



Table of game results for WSU vs USC from 1992-93 to 2019-20. Columns include year, opponent, score, and result (F for final, SA for season average).

UTAH vs. WASH

UTAH leads all-time series, 16-11
Longest Win Streak:
WASH: 3, 1951-52
UTAH: 6, 2016-18

Table of game results for UTAH vs WASH from 1950-51 to 2019-20. Columns include year, opponent, score, and result (AAA, JMHC, etc.).

UTAH vs. WSU

UTAH lead all-time series, 26-4
Longest Win Streak:
UTAH: 12, 2014-Pres.
WSU: 2, 2013-14

Table of game results for UTAH vs WSU from 2011-12 to 2019-20. Columns include year, opponent, score, and result (JMHC, Pull).

WASH vs. WSU

WASH lead all-time series, 183-104
Longest Win Streak (Since 1978-79):
WASH: 8, 1983-1987
WSU: 7, 2006-2008

Table of game results for WASH vs WSU from 1978-79 to 2001-02. Columns include year, opponent, score, and result (MC, HE, F, etc.).

Table of game results for WASH vs BAHE from 2002-03 to 2019-20. Columns include year, opponent, score, and result (BAHE, AAA, Stp, etc.).

SITE KEY

- AAA - Alaska Airlines Arena, Seattle
B - Bohler Gym, Pullman, Wash.
BF - Balch Fieldhouse, Boulder, Colo.
BDG - Bear Down Gym, Tucson, Ariz.
BAHE - Bank of America Arena, Seattle
Berk - Berkeley, Calif. (venue n/a)
CEC - CU Events Center, Boulder, Colo.
Conv - Corvallis, Ore. (venue n/a)
CSDH - Cal State Dominguez Hills, Carson, Calif. (USC home game)
CP - Cow Palace, San Francisco
CSLA - Cal State Los Angeles (USC home game)
DFA - Desert Financial Arena, Tempe, Ariz.
Eug - Eugene, Ore. (venue n/a)
F - Friel Court, Pullman, Wash.
For - The Forum, Inglewood, Calif.
G - Gill Coliseum, Corvallis, Ore.
GC - Galen Center, Los Angeles
H - Harmon Gym, Berkeley, Calif.
HC - Honda Center, Anaheim, Calif.
HE - Hec Edmundson Pavilion, Seattle
HP - Haas Pavilion, Berkeley, Calif.
JMHC - Jon M. Huntsman Center, Salt Lake City
KA - Key Arena, Seattle, Wash.
LA - Los Angeles, Calif. (venue n/a)
LC - Lyon Center, Los Angeles
LMU - Loyola Marymount University, Los Angeles
MC - Memorial Coliseum, Portland, Ore.
MP - Maples Pavilion, Stanford, Calif.
n/a - unknown
McA - McArthur Court, Eugene, Ore.
McK - McKale Center, Tucson, Ariz.
MGM - MGM Grand Garden Arena, Las Vegas, Nev.
MK - Matthew Knight Arena, Eugene, Ore.
MSG - Madison Square Garden, N.Y., N.Y.
OC - Oakland Coliseum Arena, Oakland, Calif.
Oak - Oakland, Calif. (venue n/a)
PP - Pauley Pavilion, Los Angeles
Pull - Pullman, Wash. (venue n/a)
RG - Rose Garden, Portland, Ore.
SA - Los Angeles Sports Arena, Los Angeles
SP - Spokane Arena, Spokane, Wash.
SDG - Sun Devil Gym, Tempe, Ariz.
Sea - Seattle, Wash. (venue n/a)
SF - San Francisco, Calif. (venue n/a)
SP - Stanford Pavilion, Stanford, Calif.
Stp - Staples Center, Los Angeles
Tuc - Tucson, Ariz. (venue n/a)
TMA - T-Mobile Arena (Las Vegas, Nev.)
TNA - The New Arena, Oakland, Calif.
UAC - University Activity Center, Tempe, Ariz.
USC - USC campus (venue n/a)
WFA - Wells Fargo Arena, Tempe, Ariz.
- Other neutral site
- - Non-conference game
& - California later forfeited these games.
(1) - Pac-12 Tournament game
(2) - CBI Tournament game
(3) - NIT

Under the Pac-12's current 18-game Conference schedule, no team has finished league play undefeated. Seven times a team has finished league play at 17-1:

- 1981 - OSU
1988 - ARIZ
1989 - ARIZ
1993 - ARIZ
1998 - ARIZ
2003 - ARIZ
2004 - STAN

In addition, eight times a team has reached the halfway point of league play at 9-0:

- 1980 - OSU
1981 - OSU
1983 - UCLA
1988 - ARIZ
1993 - ARIZ
1998 - ARIZ
2004 - STAN
2017 - ARIZ
2019 - WASH

There have been three instances in which a team managed a perfect road record in Pac-10/12 play (9-0):

- 1981 - OSU
2001 - STAN
2003 - ARIZ

There have been 32 teams with an unblemished home record in league play (9-0):

- 1980 - OSU
1982 - OSU
1983 - WSU
1984 - OSU, WASH
1986 - ARIZ
1988 - ARIZ
1989 - ARIZ, STAN
1990 - ARIZ, OSU
1991 - ARIZ
1992 - USC
1993 - ARIZ
1996 - UCLA
1997 - STAN
1998 - ARIZ
1999 - ARIZ
2000 - ARIZ
2002 - ORE
2003 - STAN
2004 - STAN
2005 - WASH
2007 - UCLA
2011 - ARIZ
2014 - ARIZ
2015 - ARIZ, UCLA
2016 - CAL, ORE
2017 - ORE
2020 - ORE

ASSOCIATED PRESS (AP) – 1949 - present – Writers poll – Prior to NCAA Tournament
 UNITED PRESS INTERNATIONAL (UPI) – 1951-1996 – Coaches poll – Following NCAA Tournament
 USA TODAY – 1983 - present – Coaches poll – Following NCAA Tournament
 No. 1 and Pac-12 teams only. Number in parenthesis is depth of poll. Complete rankings can be found in the NCAA Records Book.

<p>1948-49 AP (10) 1. Kentucky 2. UTAH</p> <p>1949-50 AP (20) 1. Bradley 7. UCLA 15. ARIZONA* 18. WASHINGTON ST.</p> <p>1950-51 AP (20) 1. Kentucky 12. ARIZONA* 19. USC</p> <p>UPI (20) 1. Kentucky 12. ARIZONA* 13. WASHINGTON 16. UCLA</p> <p>1951-52 AP (20) 1. Kentucky 6. WASHINGTON 19. UCLA</p> <p>UPI (20) 1. Kentucky 5. WASHINGTON T20. UCLA</p> <p>1952-53 AP (20) 1. Indiana 4. WASHINGTON</p> <p>UPI (20) 1. Indiana 3. WASHINGTON 12. CALIFORNIA</p> <p>1953-54 AP (20) 1. Kentucky 11. USC</p> <p>UPI (20) 1. Indiana T14. USC 16. OREGON STATE</p> <p>1954-55 AP (20) 1. San Francisco 7. UTAH* 10. OREGON STATE 13. UCLA 15. COLORADO*</p> <p>UPI (20) 1. San Francisco 8. OREGON STATE 11. COLORADO* 12. UCLA</p> <p>1955-56 AP (20) 1. San Francisco 8. UCLA 20. UTAH*</p> <p>UPI (20) 1. San Francisco 9. UCLA</p> <p>1956-57 AP (20) 1. North Carolina 13. CALIFORNIA 14. UCLA</p> <p>UPI (20) 1. North Carolina 6. CALIFORNIA T9. UCLA</p>	<p>1957-58 AP (20) 1. West Virginia</p> <p>UPI (20) 1. West Virginia T16. OREGON STATE</p> <p>1958-59 AP (20) 1. Kansas State 11. CALIFORNIA 18. UTAH*</p> <p>UPI (20) 1. Kansas State 9. CALIFORNIA</p> <p>1959-60 AP (20) 1. Cincinnati 2. CALIFORNIA 6. UTAH*</p> <p>UPI (20) 1. CALIFORNIA</p> <p>1960-61 AP (20) 1. Ohio State 7. USC 11. UTAH*</p> <p>UPI (20) 1. Ohio State 5. USC</p> <p>1961-62 AP (20) 1. Ohio State 7. UTAH* 9. COLORADO* 14. OREGON STATE 16. ARIZONA STATE* 19. UCLA</p> <p>UPI (20) 1. Ohio State 8. COLORADO* 11. OREGON STATE 15. ARIZONA STATE* 17. UCLA</p> <p>1962-63 AP (10) 1. Cincinnati 4. ARIZONA STATE* 10. COLORADO*</p> <p>UPI (20) 1. Cincinnati 3. ARIZONA STATE* 9. COLORADO* 10. STANFORD 14. OREGON STATE 15. UCLA</p> <p>1963-64 AP (10) 1. UCLA 6. OREGON STATE</p> <p>UPI (20) 1. UCLA 5. OREGON STATE 19. ARIZONA STATE*</p> <p>1964-65 AP (10) 1. Michigan 2. UCLA</p> <p>UPI (20) 1. Michigan 2. UCLA</p>	<p>1965-66 AP (10) 1. Kentucky</p> <p>UPI (20) 1. Kentucky 15. OREGON STATE</p> <p>1966-67 AP (10) 1. UCLA</p> <p>UPI (20) 1. UCLA</p> <p>1967-68 AP (10) 1. Houston 2. UCLA</p> <p>UPI (20) 1. Houston 2. UCLA</p> <p>1968-69 AP (20) 1. UCLA 18. COLORADO*</p> <p>UPI (20) 1. UCLA T14. COLORADO*</p> <p>1969-70 AP (20) 1. Kentucky 2. UCLA 20. USC</p> <p>UPI (20) 1. Kentucky 2. UCLA</p> <p>1970-71 AP (20) 1. UCLA 5. USC</p> <p>UPI (20) 1. UCLA 5. USC</p> <p>1971-72 AP (20) 1. UCLA</p> <p>UPI (20) 1. UCLA</p> <p>1972-73 AP (20) 1. UCLA 16. ARIZONA STATE*</p> <p>UPI (20) 1. UCLA 13. ARIZONA STATE*</p> <p>1973-74 AP (20) 1. North Carolina State 2. UCLA 15. UTAH* 17. USC</p> <p>UPI (20) 1. North Carolina State 2. UCLA 3. USC</p>	<p>1974-75 AP (20) 1. UCLA 8. ARIZONA STATE* 18. OREGON STATE</p> <p>UPI (20) 1. Indiana 2. UCLA 7. ARIZONA STATE* 12. USC 17. ARIZONA*</p> <p>1975-76 AP (20) 1. Indiana 5. UCLA 15. ARIZONA</p> <p>UPI (20) 1. Indiana 5. UCLA 10. WASHINGTON 12. ARIZONA*</p> <p>1976-77 AP (20) 1. Michigan 2. UCLA 14. UTAH*</p> <p>UPI (20) 1. Michigan 4. UCLA</p> <p>1977-78 AP (20) 1. Kentucky 2. UCLA 14. UTAH*</p> <p>UPI (20) 1. Kentucky 2. UCLA</p> <p>1978-79 AP (20) 1. Indiana State 2. UCLA</p> <p>UPI (20) 1. Indiana State 2. UCLA</p> <p>1979-80 AP (20) 1. DePaul 5. OREGON STATE 18. ARIZONA STATE</p> <p>UPI (20) 1. DePaul 2. OREGON STATE 19. ARIZONA STATE</p> <p>1980-81 AP (20) 1. DePaul 2. OREGON STATE 3. ARIZONA STATE 10. UCLA 14. UTAH*</p> <p>UPI (20) 1. DePaul 2. OREGON STATE 5. ARIZONA STATE 11. UCLA</p> <p>1981-82 AP (20) 1. North Carolina 4. OREGON STATE 19. UCLA</p> <p>UPI (20) 1. North Carolina 4. OREGON STATE</p>	<p>1982-83 AP (20) 1. Houston 7. UCLA</p> <p>UPI (20) 1. Houston 7. UCLA</p> <p>USA TODAY/CNN (25) 1. North Carolina St. 24. WASHINGTON ST.</p> <p>1983-84 AP (20) 1. North Carolina 15. WASHINGTON 17. OREGON STATE</p> <p>UPI (20) 1. North Carolina 15. WASHINGTON 20. OREGON STATE</p> <p>USA TODAY/CNN (25) 1. Georgetown 15. WASHINGTON</p> <p>1984-85 AP (20) 1. Georgetown</p> <p>UPI (20) 1. Georgetown</p> <p>USA TODAY/CNN (25) 1. Villanova 23. UCLA</p> <p>1985-86 AP (20) 1. Duke</p> <p>UPI (20) 1. Duke</p> <p>USA TODAY/CNN (25) 1. Louisville</p> <p>1986-87 AP (20) 1. Nevada-Las Vegas 15. UCLA</p> <p>UPI (20) 1. Nevada-Las Vegas 13. UCLA</p> <p>USA TODAY/CNN (25) 1. Indiana 21. UCLA</p> <p>1987-88 AP (20) 1. Temple 2. ARIZONA</p> <p>UPI (20) 1. Temple 2. ARIZONA</p> <p>USA TODAY/CNN (25) 1. Kansas 3. ARIZONA</p> <p>1988-89 AP (20) 1. ARIZONA 13. STANFORD</p> <p>UPI (20) 1. ARIZONA 12. STANFORD</p> <p>USA TODAY/CNN (25) 1. Michigan 7. ARIZONA 21. STANFORD 25. UCLA</p>	<p>1989-90 AP (25) 1. Oklahoma 15. ARIZONA 22. OREGON STATE</p> <p>UPI (20) 1. Oklahoma 16. ARIZONA</p> <p>USA TODAY/CNN 1. Nevada-Las Vegas 21. ARIZONA 23. UCLA</p> <p>1990-91 AP (25) 1. Nevada-Las Vegas 8. ARIZONA 16. UCLA</p> <p>UPI (25) 1. Nevada-Las Vegas 7. ARIZONA 14. UCLA</p> <p>USA TODAY/CNN (25) 1. Duke 10. ARIZONA 25. UCLA</p> <p>1991-92 AP (25) 1. Duke 4. UCLA 8. USC 10. ARIZONA</p> <p>UPI (25) 1. Duke 3. UCLA 5. ARIZONA 7. USC</p> <p>USA TODAY/CNN (25) 1. Duke 8. UCLA 11. USC 16. ARIZONA</p> <p>1992-93 AP (25) 1. Indiana 5. ARIZONA 19. UTAH*</p> <p>UPI (25) 1. Indiana 5. ARIZONA</p> <p>USA TODAY/CNN (25) 1. North Carolina 12. ARIZONA 17. CALIFORNIA 24. UCLA</p> <p>1993-94 AP (25) 1. Arkansas 9. ARIZONA 16. CALIFORNIA 17. UCLA</p> <p>UPI (25) 1. Arkansas 9. ARIZONA 16. CALIFORNIA 17. UCLA</p> <p>USA TODAY/CNN (25) 1. Arkansas 3. ARIZONA 22. UCLA</p>	<p>1994-95 AP (25) 1. UCLA 15. ARIZONA 16. ARIZONA STATE 19. UTAH*</p> <p>UPI (25) 1. UCLA 13. ARIZONA 15. ARIZONA STATE 24. OREGON 25. STANFORD</p> <p>USA TODAY/CNN (25) 1. UCLA 13. ARIZONA STATE 25. ARIZONA</p> <p>1995-96 AP (25) 1. Massachusetts 11. ARIZONA 12. UTAH* 14. UCLA</p> <p>UPI (25) 1. Massachusetts 11. ARIZONA 13. UCLA</p> <p>USA TODAY/CNN (25) 1. Kentucky 11. ARIZONA 19. UCLA</p> <p>1996-97 AP (25) 1. Kansas 2. UTAH* 7. UCLA 15. ARIZONA 21. STANFORD 24. COLORADO</p> <p>UPI (25) 1. Kansas 2. UTAH* 7. UCLA 15. ARIZONA 21. STANFORD 24. COLORADO</p> <p>USA TODAY/CNN (25) 1. ARIZONA 7. UCLA 12. STANFORD 18. CALIFORNIA</p> <p>1997-98 AP (25) 1. North Carolina 7. UTAH* 4. ARIZONA 10. STANFORD 19. UCLA</p> <p>UPI (25) 1. North Carolina 7. UTAH* 4. ARIZONA 10. STANFORD 19. UCLA</p> <p>USA TODAY/ESPN (25) 1. Kentucky 4. STANFORD 6. ARIZONA 12. UCLA 24. WASHINGTON</p> <p>1998-99 AP (25) 1. Duke 6. UTAH* 7. STANFORD 12. ARIZONA 15. UCLA</p> <p>UPI (25) 1. Duke 6. UTAH* 7. STANFORD 12. ARIZONA 15. UCLA</p> <p>USA TODAY/ESPN (25) 1. Connecticut 2. STANFORD 16. ARIZONA 21. UCLA</p>
--	---	--	---	---	--	--

1999-00

- AP (25)
 1. Duke
 3. STANFORD
 4. ARIZONA
- USA TODAY/ESPN (25)
 1. Michigan State
 5. STANFORD
 8. ARIZONA
 23. UCLA

2000-01

- AP (25)
 1. Duke
 2. STANFORD
 5. ARIZONA
 15. UCLA
- USA TODAY/ESPN (25)
 1. Duke
 2. ARIZONA
 5. STANFORD
 12. UCLA
 14. USC

2001-02

- AP (25)
 1. Duke
 7. ARIZONA
 11. OREGON
 18. USC
 24. STANFORD
- USA TODAY/ESPN (25)
 1. Maryland
 6. OREGON
 10. ARIZONA
 20. UCLA

2002-03

- AP (25)
 1. Kentucky
 2. ARIZONA
 18. STANFORD
- USA TODAY/ESPN (25)
 1. Syracuse
 5. ARIZONA
 20. STANFORD

2003-04

- AP (25)
 1. STANFORD
 22. ARIZONA
- USA TODAY/ESPN (25)
 1. Connecticut
 6. STANFORD

2004-05

- AP (25)
 1. Illinois
 8. WASHINGTON
 9. ARIZONA
 18. UTAH*
- USA TODAY/ESPN (25)
 1. North Carolina
 6. ARIZONA
 9. WASHINGTON

2005-06

- AP (25)
 1. Duke
 17. UCLA
 17. WASHINGTON
- USA TODAY/ESPN (25)
 1. Florida
 2. UCLA
 12. WASHINGTON

2006-07

- AP (25)
 1. Ohio State
 7. UCLA
 10. OREGON
 13. WASHINGTON ST.
 23. USC
- USA TODAY/ESPN (25)
 1. Florida
 3. UCLA
 8. OREGON
 15. USC
 17. WASHINGTON ST.

2007-08

- AP (25)
 1. North Carolina
 3. UCLA
 10. STANFORD
 21. WASHINGTON ST.
- USA TODAY/ESPN (25)
 1. Kansas
 4. UCLA
 11. STANFORD
 15. WASHINGTON ST.

2008-09

- AP (25)
 1. Louisville
 15. WASHINGTON
 18. UCLA
 19. ARIZONA STATE
 25. UTAH*
- USA TODAY/ESPN (25)
 1. North Carolina
 16. WASHINGTON
 18. UCLA
 19. ARIZONA STATE
 24. ARIZONA

2009-10

- AP (25)
 1. Kansas
- USA TODAY/ESPN (25)
 1. Duke
 21. WASHINGTON

2010-11

- AP (25)
 1. Ohio State
 17. ARIZONA
 23. WASHINGTON
- USA TODAY/ESPN (25)
 1. Connecticut
 9. ARIZONA
 23. WASHINGTON

2011-12

- AP (25)
 1. Kentucky
- USA TODAY/ESPN (25)
 1. Kentucky

2012-13

- AP (25)
 1. Gonzaga
 21. ARIZONA
 24. UCLA
 25. OREGON
- USA TODAY/ESPN (25)
 1. Louisville
 14. ARIZONA
 15. OREGON

2013-14

- AP (25)
 1. Florida
 4. ARIZONA
 20. UCLA
- USA TODAY/ESPN (25)
 1. Connecticut
 5. ARIZONA
 15. UCLA
 24. STANFORD

2014-15

- AP (25)
 1. Kentucky
 7. UCLA
 5. ARIZONA
 19. UTAH
- USA TODAY/ESPN (25)
 1. Duke
 4. ARIZONA
 15. UTAH
 25. OREGON

2015-16

- AP (25)
 1. Kansas
 5. OREGON
 13. UTAH
 17. ARIZONA
 23. CALIFORNIA
- USA TODAY/ESPN (25)
 1. Villanova
 6. OREGON
 20. UTAH
 22. ARIZONA

2016-17

- AP (25)
 1. Villanova
 4. ARIZONA
 8. UCLA
 9. OREGON
- USA TODAY/ESPN (25)
 1. North Carolina
 3. OREGON
 7. ARIZONA
 9. UCLA

2017-18

- AP (25)
 1. Virginia
 12. ARIZONA
- USA TODAY/ESPN (25)
 1. Villanova

2018-19

- AP (25)
 1. Duke
- USA TODAY/ESPN (25)
 1. Virginia
 21. OREGON

2019-20

- AP (25)
 1. Kansas
 13. OREGON
- USA TODAY/ESPN (25)
 1. Kansas
 14. OREGON

* Not a league member at the time of the ranking.

FINAL NO. 1 RANKINGS

AP	
Kentucky	10
UCLA	8
Duke	7
North Carolina.....	5
Kansas.....	4
Ohio State.....	4
Indiana.....	3
Cincinnati.....	2
DePaul.....	2
Houston.....	2
Michigan.....	2
San Francisco.....	2
Nevada-Las Vegas.....	2
ARIZONA	1
Arkansas.....	1
Bradley.....	1
Florida.....	1
Georgetown.....	1
Gonzaga.....	1
Indiana State.....	1
Kansas State.....	1
Louisville.....	1
Massachusetts.....	1
North Carolina State.....	1
Oklahoma.....	1
STANFORD	1
Temple.....	1
Villanova.....	1
Virginia.....	1
West Virginia.....	1
UPI	
UCLA	7
Indiana.....	5
Kentucky.....	5
North Carolina.....	3
DePaul.....	2
Duke.....	2
Houston.....	2
Michigan.....	2
Ohio State.....	2
San Francisco.....	2
Nevada-Las Vegas.....	2
ARIZONA	1
Arkansas.....	1
CALIFORNIA	1
Cincinnati.....	1
Georgetown.....	1
Indiana State.....	1
Kansas State.....	1
North Carolina State.....	1
Oklahoma.....	1
Temple.....	1
West Virginia.....	1
USA TODAY/ESPN	
Duke.....	6
Kansas.....	3
Kentucky.....	3
North Carolina.....	3
Villanova.....	3
Connecticut.....	2
Florida.....	2
Louisville.....	2
ARIZONA	1
UCLA	1
Arkansas.....	1
Georgetown.....	1
Indiana.....	1
Michigan.....	1
Michigan State.....	1
Nevada-Las Vegas.....	1
North Carolina State.....	1
Syracuse.....	1
Virginia.....	1

PAC-12 TEAMS IN THE FINAL RANKINGS

AP	
UCLA.....	38
ARIZONA.....	25
UTAH.....	22
USC.....	10
STANFORD.....	9
ARIZONA STATE.....	8
OREGON STATE.....	8
WASHINGTON.....	7
OREGON.....	6
CALIFORNIA.....	5
COLORADO.....	5
WASHINGTON STATE.....	3
UPI	
UCLA.....	29
UTAH.....	12
OREGON STATE.....	10
ARIZONA.....	10
ARIZONA STATE.....	9
USC.....	6
WASHINGTON.....	5
CALIFORNIA.....	4
COLORADO.....	4
STANFORD.....	3
OREGON.....	1
WASHINGTON STATE.....	0
USA TODAY/COACHES	
ARIZONA.....	22
UCLA.....	20
STANFORD.....	9
UTAH.....	9
OREGON.....	8
WASHINGTON.....	7
USC.....	3
WASHINGTON STATE.....	3
ARIZONA STATE.....	2
CALIFORNIA.....	2
COLORADO.....	0
OREGON STATE.....	0

1949-50 (2)

#18 WSU 58, at #7 UCLA 60
#18 WSU 49, at #7 UCLA 52

1950-51 (3)

Mar. 2, 1951
#18 USC 53, at #17 UCLA 59
Mar. 3, 1951
#18 USC 43, at #17 UCLA 41
Mar. 5, 1951
#18 USC 41, at #17 UCLA 49

1951-52 (5)

Dec. 7, 1951
#13 UCLA 52, at #3 WASH 60
Dec. 8, 1951
#13 UCLA 61, at #3 WASH 76
Mar. 7, 1952
#6 WASH 53, at #19 UCLA 65
Mar. 8, 1952
#6 WASH 53, at #19 UCLA 50
Mar. 10, 1952
#6 WASH 50, at #19 UCLA 60

1952-53 (6)

Dec. 12, 1952
#4 WASH 53, at #7 UCLA 49
Dec. 13, 1952
#4 WASH 47, at #7 UCLA 54
Dec. 19, 1952
#18 CAL 50, at #9 WASH 60
Dec. 20, 1952
#18 CAL 88, at #9 WASH 99
Jan. 9, 1953
#18 Idaho 64, at #6 WASH 76
Jan. 10, 1953
#18 Idaho 58, at #6 WASH 82

1954-55 (2)

Mar. 4, 1955
#9 UCLA 75, at #14 OSU 82
Mar. 5, 1955
#9 UCLA 64, at #14 OSU 83

1957-58 (1)

Jan. 3, 1958
#19 CAL 43, at #18 OSU 55

1969-70 (1)

Dec. 12, 1969
#10 WASH 90, #12 USC 86
(Portland, Ore. - non-league game)

1970-71 (2)

Feb. 6, 1971
#3 UCLA 64, at #2 USC 60
Mar. 13, 1971
#3 USC 62, at #1 UCLA 73

1971-72 (1)

Feb. 5, 1972
#18 USC 56, at #1 UCLA 81

1972-73 (1)

Feb. 3, 1973
#1 UCLA 79, at #20 USC 56

1973-74 (2)

Feb. 2, 1974
#11 USC 54, at #1 UCLA 65
Mar. 9, 1974
#3 UCLA 82, at #7 USC 52

1974-75 (8)

Feb. 1, 1975
#6 USC 84, at #4 UCLA 89
Feb. 7, 1975
#8 USC 81, at #9 ORE 80
Feb. 8, 1975
#2 UCLA 107, at #9 ORE 103
Feb. 14, 1975
#17 OSU 80, at #10 USC 76
Feb. 14, 1975
#13 ORE 66, at #2 UCLA 95
Feb. 15, 1975
#13 ORE 90, at #10 USC 92
Feb. 15, 1975
#17 OSU 62, at #2 UCLA 74
Mar. 1, 1975
#20 WASH 78, at #17 OSU 86

1975-76 (4)

Jan. 17, 1976
#17 OSU 72, at #6 WASH 70
Feb. 5, 1976
#9 UCLA 92, at #6 WASH 87
Feb. 14, 1976
#9 WASH 76, at #6 UCLA 78
Feb. 26, 1976
#8 WASH 67, at #17 ORE 62

1979-80 (2)

Jan. 3, 1980
#14 OSU 76, at #16 UCLA 67
Feb. 7, 1980
#4 OSU 82, at #19 ASU 75 (OT)

1980-81 (6)

Jan. 3, 1981
#2 OSU 71, at #13 ASU 67
Jan. 16, 1981
#8 UCLA 74, at #12 ASU 78 (3 OT)
Jan. 29, 1981
#10 UCLA 67, at #1 OSU 81
Feb. 14, 1981
#5 ASU 61, at #8 UCLA 64
Mar. 1, 1981
#1 OSU 82, at #13 UCLA 76
Mar. 7, 1981
#5 ASU 87, at #1 OSU 67

1981-82 (1)

Jan. 29, 1982
#8 OSU 68, at #20 UCLA 74

1982-83 (1)

Feb. 3, 1983
#18 WSU 87, at #7 UCLA 89 (OT)

1988-89 (2)

Jan. 29, 1989
#19 STAN 52, at #6 ARIZ 72
Mar. 12, 1989
#1 ARIZ 73, #12 STAN 51 at
Inglewood

1989-90 (4)

Jan. 13, 1990
#18 ARIZ 67, at #19 UCLA 73
Jan. 27, 1990
#17 OSU 80, at #23 UCLA 94
Feb. 10, 1990
#19 UCLA 74, at #22 ARIZ 83
Mar. 3, 1990
#22 OSU 60, at #15 ARIZ 87

1990-91 (2)

Jan. 12, 1991
#7 UCLA 77, at #6 ARIZ 82
Feb. 10, 1991
#5 ARIZ 105, at #14 UCLA 94 (OT)

1991-92 (6)

Jan. 9, 1992
#23 USC 68, at #6 ARIZ 107
Jan. 11, 1992
#2 UCLA 89, at #6 ARIZ 87
Jan. 27, 1992
#4 UCLA 79, at #13 USC 83
Jan. 29, 1992
#25 USC 86, at #2 UCLA 82
Mar. 12, 1992
#2 ARIZ 81, at #8 UCLA 89
Mar. 14, 1992
#2 ARIZ 69, at #10 USC 70

1992-93 (1)

Jan. 7, 1993
#20 ARIZ 82, at #15 UCLA 80

1993-94 (5)

Jan. 13, 1994
#19 CAL 98, at #6 ARIZ 93 (OT)
Jan. 20, 1994
#9 ARIZ 66, at #2 UCLA 74
Feb. 13, 1994
#16 ARIZ 96, at #18 CAL 77
Feb. 19, 1994
#8 UCLA 74, at #15 ARIZ 98
Feb. 24, 1994
#17 CAL 92, at #15 UCLA 88

1994-95 (15)

Jan. 5, 1995
#9 ARIZ 52, at #15 ASU 53
Jan. 12, 1995
#13 ARIZ 99, at #20 CAL 86
Jan. 14, 1995
#12 ASU 73, at #20 CAL 68
Jan. 19, 1995
#4 UCLA 71, at #11 ARIZ 61
Jan. 21, 1995
#4 UCLA 85, at #13 ASU 72
Jan. 26, 1995
#12 ARIZ 97, at #18 ORE 89
Jan. 26, 1995
#17 STAN 74, at #4 UCLA 77
Jan. 28, 1995
#13 ASU 79, at #18 ORE 76
Feb. 4, 1995
#22 ORE 87, at #17 STAN 92
Feb. 9, 1995
#15 STAN 73, at #9 ARIZ 84
Feb. 11, 1995
#15 STAN 70, at #14 ASU 79
Feb. 16, 1995
#13 ASU 77, at #6 UCLA 82 (OT)
Feb. 18, 1995
#12 ARIZ 70, at #6 UCLA 72
Feb. 25, 1995
#2 UCLA 88, at #19 STAN 77
Mar. 11, 1995
#18 ASU 103, at #12 ARIZ 98 (2 OT)

1995-96 (2)

Jan. 20, 1996
#13 UCLA 79, at #18 ARIZ 88
Feb. 15, 1996
#13 ARIZ 75, at #18 UCLA 76

1996-97 (4)

Jan. 4, 1997
#21 STAN 75, at #9 ARIZ 76
Jan. 16, 1997
#15 STAN 72, at #24 ORE 69 (OT)
Feb. 13, 1997
#24 UCLA 66, at #11 ARIZ 64
Mar. 8, 1997
#12 ARIZ 80, at #23 STAN 81

1997-98 (6)

Jan. 3, 1998
#9 UCLA 75, at #8 ARIZ 87
Jan. 17, 1998
#9 UCLA 80, at #5 STAN 93
Jan. 29, 1998
#6 ARIZ 93, at #4 STAN 75
Feb. 12, 1998
#14 STAN 84, at #9 UCLA 81
Feb. 28, 1998
#8 STAN 58, at #2 ARIZ 90
Mar. 7, 1998
#2 ARIZ 91, at #19 UCLA 87

1998-99 (6)

Jan. 2, 1999
#6 ARIZ 75, at #10 UCLA 82
Jan. 16, 1999
#4 STAN 72, at #10 UCLA 59
Jan. 28, 1999
#3 STAN 76, at #13 ARIZ 78
Feb. 2, 1999
#7 ARIZ 83, at #6 STAN 98
Feb. 11, 1999
#9 UCLA 73, at #6 STAN 77
Mar. 6, 1999
#12 UCLA 70, at #13 ARIZ 87

1999-2000 (5)

Jan. 8, 2000
#5 ARIZ 68, at #1 STAN 65
Jan. 20, 2000
#2 ARIZ 76, at #25 UCLA 61
Feb. 3, 2000
#23 ORE 71, at #9 ARIZ 77
Feb. 12, 2000
#24 ORE 61, at #2 STAN 76
Mar. 9, 2000
#2 STAN 81, at #9 ARIZ 86

2000-01 (6)

Jan. 6, 2001
#2 STAN 85, at #16 ARIZ 76
Jan. 18, 2001
#20 USC 58, at #17 ARIZ 71
Feb. 1, 2001
#21 USC 71, at #1 STAN 77
Mar. 3, 2001
#1 STAN 85, at #12 UCLA 79
Feb. 15, 2001
#8 ARIZ 77, at #24 UCLA 79 (OT)
Mar. 8, 2001
#8 ARIZ 76, at #1 STAN 75

2001-02 (18)

Jan. 17, 2002
#18 USC 80, at #15 ARIZ 97
Jan. 19, 2002
#9 UCLA 86, at #15 ARIZ 96
Jan. 24, 2002
#17 STAN 86, at #13 UCLA 76
Jan. 26, 2002
#17 STAN 82, at #23 USC 90
Feb. 2, 2002
#19 ARIZ 88, at #18 STAN 82 (OT)



Feb. 6, 2002
#25 USC 65, at #15 UCLA 67
Feb. 7, 2002
#13 ORE 87, at #10 STAN 90 (OT)
Feb. 14, 2002
#9 ARIZ 76, at #20 UCLA 77
Feb. 16, 2002
#9 ARIZ 89, at #25 USC 94
Feb. 21, 2002
#20 USC 77, at #10 STAN 58
Feb. 23, 2002
#25 UCLA 95, at #10 STAN 92
Feb. 28, 2002
#17 STAN 76, at #14 ARIZ 71
#13 ORE 67, at #19 USC 65
Mar. 2, 2002
#21 CAL 53, at #14 ARIZ 99
Mar. 7, 2002 (Pac-10 Tournament)
#22 USC 103, #16 STAN 78
Mar. 8, 2002 (Pac-10 Tournament)
#15 ARIZ 90, #25 CAL 78
#22 USC 89, #9 ORE 78
Mar. 9, 2002 (Pac-10 Tourn.)
#15 ARIZ 81, #22 USC 71

2002-03 (5)

Jan. 2, 2003
#4 ARIZ 81, at #9 ORE 72
Feb. 1, 2003
#20 CAL 80, at #1 ARIZ 95
Feb. 27, 2003
#1 ARIZ 88, at #23 CAL 75
Mar. 1, 2003
#1 ARIZ 72, at #19 STAN 69
Mar. 8, 2003
#22 CAL 60, at #17 STAN 72

2003-04 (2)

Jan. 10, 2004
#4 STAN 82, at #3 ARIZ 72
Feb. 7, 2004
#12 ARIZ 77, at #2 STAN 80

2004-05 (3)

Jan. 27, 2005
#10 WASH 82, at #11 ARIZ 91
Feb. 26, 2005
#9 ARIZ 85, at #14 WASH 93
Mar. 12, 2005 (Pac-10 Tourn.)
#14 WASH 81, #8 ARIZ 72

2005-06 (3)

Jan. 5, 2006
#17 UCLA 85, at #21 ARIZ 79
Jan. 14, 2006
#13 WASH 69, at #11 UCLA 65
Feb. 11, 2006
#12 UCLA 67, at #23 WASH 70

2006-07 (16)

Dec. 31, 2006
#14 WASH 74, at #1 UCLA 96
Jan. 4, 2007
#7 ARIZ 96, at #24 WASH 87
Jan. 6, 2007
#1 UCLA 66, at #16 ORE 68
Jan. 14, 2007
#15 ORE 79, at #10 ARIZ 77
Jan. 20, 2007
#11 ARIZ 69, #3 at UCLA 73
Jan. 27, 2007
#9 ORE 77, at #20 WSU 74 (OT)
Feb. 1, 2007
#18 WSU 72, at #20 ARIZ 66
#9 ORE 57, at #5 UCLA 69
Feb. 7, 2007
#19 USC 65, at #1 UCLA 70
Feb. 8, 2007
#25 STAN 45, at #14 WSU 58

Feb. 10, 2007
#24 ARIZ 77, at #13 ORE 74
Feb. 15, 2007
#22 USC 80, at #19 ARIZ 75
Feb. 17
#5 UCLA 81, at #19 ARIZ 66
Feb. 22, 2007
#9 WSU 59, at #23 ORE 64
Mar. 1, 2007
#2 UCLA 53, at #13 WSU 45
Mar. 3, 2007
#23 USC 86, at #13 WSU 88 (2 OT)

2007-08 (10)

Jan. 3, 2008
#5 UCLA 76, at #24 STAN 67
Jan. 5, 2008
#22 USC 46, at #24 STAN 52
Jan. 12, 2008
#4 WSU 74, at #5 UCLA 81
Jan. 26, 2008
#6 WSU 56, at #24 ASU 55
Feb. 2, 2008
#14 STAN 67, at #9 WSU 65 (OT)
Feb. 7, 2008
#5 UCLA 67, at #17 WSU 59
Mar. 1, 2008
#22 WSU 53, at #8 STAN 60
Mar. 6, 2008
#7 STAN 67, at #3 UCLA 77 (OT)
Mar. 14, 2008 (Pac-10 Tourn.)
#11 STAN 75, #21 WSU 64
Mar. 15, 2008 (Pac-10 Tourn.)
#3 UCLA 67, #11 STAN 64

2008-09 (6)

Jan. 17, 2009
#16 ASU 61, at #9 UCLA 58 (OT)
Jan. 31, 2009
#23 WASH 84, at #14 ASU 71
Feb. 12, 2009
#11 UCLA 67, at #18 ASU 74
Feb. 19, 2009
#22 WASH 76, at #20 UCLA 85
Feb. 26, 2009
#14 ASU 70, at #21 WASH 73 (OT)
Mar. 13, 2009 (Pac-10 Tourn.)
#13 WASH 65, #23 ASU 75

2009-10

None

2010-11

None

2011-12

None

2012-13 (1)

Mar. 4, 2013 (Pac-12 Tournament)
#21 UCLA 66, #18 ARIZ 64

2013-14 (2)

Jan. 10, 2014
#10 ORE 91, at #20 COLO 100
Mar. 15, 2014 (Pac-12 Tournament)
#20 UCLA 75, #4 ARIZ 71

2014-15 (2)

Jan. 17, 2015
#8 UTAH 51, at #10 ARIZ 69
Feb. 28, 2015
#7 ARIZ 63, at #13 UTAH 57

2015-16 (7)

Jan. 28, 2016
#23 ORE 83, at #18 ARIZ 75
Feb. 14, 2016
#23 USC 78, at #17 ARIZ 86
Feb. 27, 2016
#9 ARIZ 64, at #22 UTAH 70
Mar. 3, 2016
#25 CAL 61, at #18 ARIZ 64
Mar. 11, 2016 (Pac-12 Tournament)
#8 ORE 95, #15 ARIZ 89 (OT)
#12 UTAH 82, #24 CAL 78 (OT)
Mar. 12, 2016 (Pac-12 Tournament)
#8 ORE 88, #12 UTAH 57

2016-17 (8)

Dec. 28, 2016
#2 UCLA 87, at #21 ORE 89
Dec. 30, 2016
#22 USC 61, at #21 ORE 84
Jan. 21, 2017
#14 ARIZ 96, at #3 UCLA 85
Feb. 4, 2017
#5 ARIZ 58, at #13 ORE 85
Feb. 9, 2017
#5 ORE 79, at #10 UCLA 82
Feb. 25, 2017
#5 UCLA 77, at #4 ARIZ 72
March 10, 2017 (Pac-12 Tournament)
#7 ARIZ 86, #3 UCLA 75
#7 ARIZ 83, #5 ORE 80

2017-18 (2)

Dec. 30, 2017
#3 ASU 78, at #17 ARIZ 84
Feb. 15, 2018
#17 ARIZ 77, at #25 ASU 70

2018-19

None

2019-20 (3)

Jan. 9, 2020
at #9 ORE 74, #24 ARIZ 73 (OT)
Feb. 13, 2020
at #17 ORE 68, #16 COLO 60
Feb. 22, 2020
#14 ORE 73, at #24 ARIZ 72 (OT)

Ranking Notes:

- Associated Press polls began with the 1948-49 season.
- The AP poll was reduced from 20 teams to 10 teams in 1961-62.
- The AP poll expanded back to 20 teams during the 1968-69 season.
- The AP poll expanded from 20 teams to 25 teams during the 1989-90 season.
- 200 games have been played pitting two ranked Pac-12 teams.
- 39 games featured both teams ranked in the Top-10.
- Seven Conference games featured both teams ranked in the Top-5:

1971	#2 USC vs. #3 UCLA
1971	#1 UCLA vs. #3 USC
1981	#1 OSU vs. #5 ASU
2000	#1 STAN vs. #5 ARIZ
2004	#4 STAN vs. #3 ARIZ
2008	#4 WSU vs. #5 UCLA
2017	#4 ARIZ vs. #5 UCLA
- Home teams are 109-74 (.596) (17 games played at neutral sites)
- Higher-ranked teams own a 116-84 (.580) record.
- Conference breakdown during the ranking periods:

1949-1959	Pacific Coast
1960-1968	Athletic Association of Western Univ.
1969-1978	Pacific-8
1979-2011	Pacific-10
2012-	Pac-12

The Pac-12 Conference has won 16 NCAA basketball titles, second-most of any conference behind only the ACC (17) . . . Oregon's Tall Firs won the first NCAA Championship in 1939. Stanford claimed the national title in 1942, followed by Utah in 1944 and California in 1959 . . . UCLA established a basketball dynasty that included 10 titles in 12 seasons and a winning streak of seven consecutive NCAA crowns . . . In 1997, Arizona became the sixth different Pac-12 institution to capture the NCAA basketball title.

School (Seasons)	Yrs	W-L	Pct.	1st	2nd	3rd	4th
Arizona (1951, 76-77, 85-09, 11, 13-18)	35	56-34	.622	1	1	2	0
Arizona State (1958, 61-64, 73, 75, 80-81, 91, 95, 03, 09, 14, 18-19)	16	14-17	.452	0	0	0	0
California (1946, 57-60, 90, 93-94, 96-97, 2001-03, 06, 09-10, 12-13, 16)	19	20-19	.513	1	1	0	1
Colorado (1940, 42, 46, 54-55, 62-63, 69, 97, 2003, 12-14, 16)	14	10-16	.385	0	0	1	0
Oregon (1939, 45, 60-61, 95, 00, 02-03, 07-08, 13-17, 19)	16	25-15	.625	1	0	1	0
Oregon State (1947, 49, 55, 62-64, 66, 75, 80-82, 84-85, 88-90, 2016)	17	12-20	.375	0	0	0	2
Stanford (1942, 89, 92, 95-05, 07-08, 14)	17	23-16	.590	1	0	1	0
UCLA (1950, 52, 56, 62-65, 67-81, 83, 87, 89-02, 2005-09, 11, 13-15, 17-18)	49	106-42	.716	11	2	4	1
USC (1940, 54, 60-61, 79, 82, 85, 91-92, 97, 01-02, 07-09, 11, 16-17)	18	14-20	.412	0	0	1	1
Utah (1944-45, 55-56, 59-61, 66, 77-79, 81, 83, 86, 91, 93, 95-00, 02-05, 09, 15-16)	29	38-32	.543	1	1	0	2
Washington (1943, 48, 51, 53, 76, 84-86, 98-99, 04-06, 09-11, 19)	17	19-18	.514	0	0	1	0
Washington State (1941, 80, 83, 94, 07-08)	6	6-6	.500	0	1	0	0
TOTALS		343-255	.574	16	6	11	7

Records of the following schools were later voided by the NCAA: UCLA (1980 – 5-1), OSU (1980 – 0-1, 1981 – 0-1, 1982 – 2-1), CAL (1996 – 0-1).

Note: Several current Pac-12 members competed in the NCAA Tournament while members of other conferences. Those teams and their records are Arizona (2-3), Arizona State (7-7), Colorado (9-12), Oregon (2-2), Oregon State (5-4), Utah (35-30).

**YEARLY NCAA TOURNAMENT RESULTS
(Pac-12 schools only – Field size in parenthesis)**

1938-39 (8 teams)

ORE 56, Texas 41 West RSF Mar. 20. San Francisco, Calif.
 ORE 55, Oklahoma 37 West RF Mar. 21. San Francisco, Calif.
 ORE 46, Ohio State 33 NC Mar. 27 Evanston, Ill.

1939-40 (8 teams)

USC 38, COLO 32 West RSF Mar. 20 Kansas City, Mo.
 Kansas 43, USC 42 West RF Mar. 21 Kansas City, Mo.

USC 38, COLO 32 West RSF Mar. 20 Kansas City, Mo.
 Rice 60, COLO 56 West R3rd Mar. 21 Kansas City, Mo.
 (COLO not a Conference member at time of game)

1940-41 (8 teams)

WSU 48, Creighton 39 West RSF Mar. 20 Kansas City, Mo.
 WSU 64, Arkansas 53 West RF Mar. 22 Kansas City, Mo.
 Wisconsin 39, WSU 34 NC Mar. 29 Kansas City, Mo.

1941-42 (8 teams)

STAN 53, Rice 47 West RSF Mar. 20 Kansas City, Mo.
 STAN 46, COLO 35 West RF Mar. 21 Kansas City, Mo.
 STAN 53, Dartmouth 38 NC Mar. 28 Kansas City, Mo.

COLO 46, Kansas 44 West RSF Mar. 20 Kansas City, Mo.
 STAN 46, COLO 35 West RF Mar. 21 Kansas City, Mo.
 (COLO not a Conference member at time of game)

1942-43 (8 teams)

Texas 59, WASH 55 West RSF Mar. 26 Kansas City, Mo.
 Oklahoma 58, WASH 43 West R3rd Mar. 27 Kansas City, Mo.

1943-44 (8 teams)

UTAH 45, Missouri 35 West RSF Mar. 24 Kansas City, Mo.
 UTAH 40, Iowa State WRF Mar. 25 Kansas City, Mo.
 UTAH 42, Dartmouth 40 (OT) NC Mar. 28 New York, N.Y.
 (UTAH not a Conference member at time of game)

1944-45 (8 teams)

Arkansas 79, ORE 76 West RSF Mar. 23 Kansas City, Mo.
 ORE 69, UTAH 66 West R3rd Mar. 24 Kansas City, Mo.

ORE 69, UTAH 66 West R3rd Mar. 24 Kansas City, Mo.
 (UTAH not a Conference member at time of game)

1945-46 (8 teams)

CAL 50, COLO 44 West RSF Mar. 22 Kansas City, Mo.
 Oklahoma A&M 52, CAL 35 West RF Mar. 23 Kansas City, Mo.
 Ohio State 63, CAL 45 N3rd Mar. 26 New York, N.Y.

CAL 50, COLO 44 West RSF Mar. 22 Kansas City, Mo.
 COLO 59, Baylor 44 West R3rd Mar. 23 Kansas City, Mo.

1946-47 (8 teams)

Oklahoma 56, OSU 54 West RSF Mar. 21 Kansas City, Mo.
 OSU 63, Wyoming 46 West R3rd Mar. 22 Kansas City, Mo.

1947-48 (8 teams)

Baylor 64, WASH 62 West RSF Mar. 19 Kansas City, Mo.
 WASH 57, Wyoming 47 West R3rd Mar. 20 Kansas City, Mo.

1948-49 (8 teams)

OSU 56, Arkansas 38 West RSF Mar. 18 Kansas City, Mo.
 Oklahoma A&M 55, OSU 30 West RF Mar. 19 Kansas City, Mo.
 Illinois 83, OSU 53 N3rd Mar. 23 New York, N.Y.

1949-50 (8 teams)

Bradley 73, UCLA 59 West RSF Mar. 24 Kansas City, Mo.
 Brigham Young 83, UCLA 62 West R3rd Mar. 25 Kansas City, Mo.

1950-51 (16 teams)

WASH 62, Texas A&M 40 West 1st Mar. 22 Kansas City, Mo.
 Oklahoma A&M 61, WASH 57 West RSF Mar. 23 Kansas City, Mo.
 WASH 80, Brigham Young 67 West R3rd Mar. 24 Kansas City, Mo.

Kansas State 61, ARIZ 59 West 1st Mar. 21 Kansas City, Mo.
 (ARIZ not a Conference member at time of game)

1951-52 (16 teams)

Santa Clara 68, UCLA 59 West 1st Mar. 22 Corvallis, Ore.
 Oklahoma City 55, UCLA 53 West R3rd Mar. 22 Corvallis, Ore.

1952-53 (22 teams)

WASH 92, Seattle 70 West RSF Mar. 13 Seattle, Wash.
 WASH 74, Santa Clara 62 West RF Mar. 14 Corvallis, Ore.
 Kansas 79, WASH 53 NSF Mar. 17 Kansas City, Mo.
 WASH 88, Louisiana State 69 N3rd Mar. 18 Kansas City, Mo.

1953-54 (24 teams)

USC 73, Idaho State 59 West RSF Mar. 12 Corvallis, Ore.
 USC 66, Santa Clara 65 West RF Mar. 13 Corvallis, Ore.
 Bradley 74, USC 72 NSF Mar. 19 Kansas City, Mo.
 Penn State 70, USC 61 N3rd Mar. 20 Kansas City, Mo.

Bradley 76, COLO 64 WRSF Mar. 12 Stillwater, Okla.
 Rice 78, COLO 55 WR3rd Mar. 13 Stillwater, Okla.

1954-55 (24 teams)

OSU 83, Seattle 71 West RSF Mar. 11 Corvallis, Ore.
 San Francisco 57, OSU 56 West RF Mar. 12 Corvallis, Ore.

San Francisco 78, UTAH 59 West RSF Mar. 11 Corvallis, Ore.
 UTAH 108, Seattle 85 West R3rd Mar. 12 Corvallis, Ore.
 (UTAH not a Conference member at time of game)



1955-56 (24 teams)

San Francisco 72, UCLA 61 West RSF Mar. 16 Corvallis, Ore.
UCLA 94, Seattle 70 West R3rd Mar. 17 Corvallis, Ore.

COLO 69, Tulsas 59 West RSF Mar. 10 Manhattan, Kan.
COLO 93, Bradley 81 West RF Mar. 15 Manhattan, Kan.
San Francisco 62, COLO 50 NSF Mar. 19 Kansas City, Mo.
COLO 75, Iowa 54 N3rd Mar. 21 Kansas City, Mo.
(COLO not a Conference member at time of game)

UTAH 81, Seattle 72 West RSF Mar. 16 Corvallis, Ore.
San Francisco 92, UTAH 77 West RF Mar. 17 Corvallis, Ore.
(UTAH not a Conference member at time of game)

1956-57 (23 teams)

CAL 86, Brigham Young 59 West RSF Mar. 15 Corvallis, Ore.
San Francisco 50, CAL 46 West RF Mar. 16 Corvallis, Ore.

1957-58 (24 teams)

CAL 54, Idaho State 43 West RSF Mar. 14 Daly City, Calif.
Seattle 66, CAL 62 OT West RF Mar. 15 Daly City, Calif.
Idaho State 72, ASU 68 West 1st Mar. 12 Berkeley, Calif.
(ASU not a Conference member at time of game)

1958-59 (22 teams)

CAL 71, UTAH 53 West RSF Mar. 13 Daly City, Calif.
CAL 66, Saint Mary's (Calif.) 46 West RF Mar. 14 Daly City, Calif.
CAL 64, Cincinnati 58 NSF Mar. 20 Louisville, Ky.
CAL 71, West Virginia 70 NC Mar. 21 Louisville, Ky.

CAL 71, UTAH 53 West RSF Mar. 13 Daly City, Calif.
Idaho State 71, UTAH 65 West R3rd Mar. 14 Daly City, Calif.
(UTAH not a Conference member at time of game)

1959-60 (25 teams)

CAL 71, Idaho State 44 West 1st Mar. 8 Daly City, Calif.
CAL 69, Santa Clara 49 West RSF Mar. 11 Seattle, Wash.
CAL 70, ORE 49 West RF Mar. 12 Seattle, Wash.
CAL 77, Cincinnati 69 NSF Mar. 18 Daly City, Calif.
Ohio State 75, CAL 55 NC Mar. 19 Daly City, Calif.

UTAH 80, USC 73 West 1st Mar. 7 Corvallis, Ore.

ORE 68, New Mexico State 60 West 1st Mar. 7 Corvallis, Ore.
ORE 65, UTAH 64 West RSF Mar. 11 Corvallis, Ore.
CAL 70, ORE 49 West RF Mar. 12 Seattle, Wash.
(ORE not a Pac-12 member at time of game)

UTAH 80, USC 73 West 1st Mar. 8 Provo, Utah
Oregon 65, Utah 54 West RSF Mar. 11 Seattle, Wash.
UTAH 89, Santa Clara 81 West R3rd Mar. 12 Seattle, Wash.
(UTAH not a Conference member at time of game)

1960-61 (24 teams)

USC 81, ORE 79 West 1st Mar. 15 Portland, Ore.
ASU 86, USC 71 West RSF Mar. 17 Portland, Ore.
Loyola Marymount 69, USC 67 West RF Mar. 24 Kansas City, Mo.

ASU 72, Seattle 70 West 1st Mar. 15 Portland, Ore.
ASU 86, USC 71 West RSF Mar. 17 Portland, Ore.
UTAH 88, ASU 80 West RF Mar. 18 Portland, Ore.
(ASU not a Conference member at time of game)

USC 81, ORE 79 West 1st Mar. 15 Portland, Ore.
(ORE not a Pac-12 member at time of game)

UTAH 91, Loyola Marymount 75 West RSF Mar. 17 Portland, Ore.
UTAH 88, ASU 80 West RF Mar. 18 Portland, Ore.
Cincinnati 82, UTAH 67 NSF Mar. 24 Kansas City, Mo.
St. Joseph's 127, UTAH 120 (4OT) N3rd Mar. 25 Kansas City, Mo..
(UTAH not a Conference member at time of game)

1961-62 (25 teams)

UCLA 73, Utah State 62 West RSF Mar. 16 Provo, Utah
UCLA 88, OSU 69 West RF Mar. 17 Provo, Utah
Cincinnati 72, UCLA 70 NSF Mar. 23 Louisville, Ky.
Wake Forest 82, UCLA 80 N3rd Mar. 24 Louisville, Ky.

OSU 69, Seattle 65 West 1st Mar. 13 Corvallis, Ore.
OSU 69, Pepperdine 67 West RSF Mar. 16 Provo, Utah
UCLA 88, OSU 69 West SF Mar. 17 Provo, Utah
(OSU not a Conference member at time of game)

Utah State 78, ASU 73 West 1st Mar. 13 Corvallis, Ore.
(ASU not a Conference member at time of game)

COLO 67, Texas Tech 60 West RSF Mar. 16 Manhattan, Kan.
Cincinnati 73, COLO 46 West RF Mar. 17 Manhattan, Kan.
(COLO not a Conference member at time of game)

1962-63 (25 teams)

ASU 93, UCLA 79 West RSF Mar. 11 Eugene, Ore.
ASU 79, Utah State 75 (OT) West 1st Mar. 11 Eugene, Ore.
ASU 93, UCLA 79 West RSF Mar. 15 Provo, Utah
OSU 83, ASU 65 West SF Mar. 16 Provo, Utah
(ASU not a Conference member at time of game)

OSU 70, Seattle 66 West 1st Mar. 11 Eugene, Ore.
OSU 65, San Francisco 61 West RSF Mar. 15 Provo, Utah
OSU 83, ASU 65 West RF Mar. 16 Provo, Utah
Cincinnati 80, OSU 46 NSF Mar. 22 Louisville, Ky.
Duke 85, OSU 63 N3rd Mar. 23 Louisville, Ky.
(OSU not a Conference member at time of game)

COLO 78, Oklahoma City 72 Midwest RSF Mar. 15 Lawrence, Kan.
Cincinnati 67, COLO 60 Midwest R3rd Mar. 16 Lawrence, Kan.
(COLO not a Conference member at time of game)

1963-64 (25 teams)

UCLA 95, Seattle 90 West RSF Mar. 13 Corvallis, Ore.
UCLA 76, San Francisco 72 West RF Mar. 14 Corvallis, Ore.
UCLA 90, Kansas State 84 NSF Mar. 20 Kansas City, Mo.
UCLA 98, Duke 83 NC Mar. 21 Kansas City, Mo.

Seattle 61, OSU 57 West 1st Mar. 10 Eugene, Ore.
(OSU not a Pac-10 member at time of game)

Utah State 92, ASU 90 West 1st Mar. 10 Eugene, Ore.
(ASU not a Conference member at time of game)

1964-65 (23 teams)

UCLA 100, Brigham Young 76 West RSF Mar. 12 Provo, Utah
UCLA 101, San Francisco 93 West RF Mar. 13 Provo, Utah
UCLA 108, Wichita State 89 NSF Mar. 19 Portland, Ore.
UCLA 91, Michigan 80 NC Mar. 20 Portland, Ore.

1965-66 (22 teams)

OSU 63, Houston 60 West RSF Mar. 11 Los Angeles, Calif.
UTAH 70, OSU 64 West RF Mar. 12 Los Angeles, Calif.

UTAH 83, Pacific 74 West RSF Mar. 11 Los Angeles, Calif.
UTAH 70, OSU 64 West RF Mar. 12 Los Angeles, Calif.
Texas Western 85, UTAH 78 NSF Mar. 18 College Park, Md.
Duke 79, UTAH 77 N3rd Mar. 19 College Park, Md.
(UTAH not a Conference member at time of game)

1966-67 (23 teams)

UCLA 109, Wyoming 60 West RSF Mar. 17 Corvallis, Ore.
UCLA 80, Pacific 64 West SF Mar. 18 Corvallis, Ore.
UCLA 73, Houston 58 NSF Mar. 24 Louisville, Ky.
UCLA 79, Dayton 64 NC Mar. 25 Louisville, Ky.

1967-68 (23 teams)

UCLA 58, New Mexico State 49 West RSF Mar. 15 Albuquerque, N.M.
UCLA 87, Santa Clara 66 West RF Mar. 16 Albuquerque, N.M.
UCLA 101, Houston 69 NSF Mar. 22 Los Angeles, Calif.
UCLA 78, North Carolina 55 NC Mar. 23 Los Angeles, Calif.

1968-69 (25 teams)

UCLA 53, New Mexico State 38 West RSF Mar. 13 Los Angeles, Calif.
UCLA 90, Santa Clara 52 West SF Mar. 15 Los Angeles, Calif.
UCLA 85, Drake 82 NSF Mar. 20 Louisville, Ky.
UCLA 92, Purdue 72 NC Mar. 22 Louisville, Ky.

Colorado State 64, COLO 56 Midwest RSF Mar. 13 Lawrence, Kan.
COLO 97, Texas A&M 82 Midwest R3rd Mar. 15 Lawrence, Kan.
(COLO not a Conference member at time of game)

1969-70 (25 teams)

UCLA 88, Long Beach State 65.....West RSF.....Mar. 12..... Seattle, Wash.
 UCLA 101, Utah State 79.....West RF.....Mar. 14..... Seattle, Wash.
 UCLA 93, New Mexico State 77.....NSF.....Mar. 19..... College Park, Md.
 UCLA 80, Jacksonville 69.....NC.....Mar. 21..... College Park, Md.

1970-71 (25 teams)

UCLA 91, Brigham Young 73.....West RSF.....Mar. 18.. Salt Lake City, Utah
 UCLA 57, Long Beach State 55.....West RF.....Mar. 20.. Salt Lake City, Utah
 UCLA 68, Kansas 60.....NSF.....Mar. 25.....Houston, Texas
 UCLA 68, Villanova 62.....NC.....Mar. 27.....Houston, Texas

1971-72 (25 teams)

UCLA 90, Weber State 58.....West RSF.....Mar. 18..... Provo, Utah
 UCLA 73, Long Beach State 57.....West RF.....Mar. 20..... Provo, Utah
 UCLA 96, Louisville 77.....NSF.....Mar. 25... Los Angeles, Calif.
 UCLA 81, Florida State 76.....NC.....Mar. 25... Los Angeles, Calif.

1972-73 (25 teams)

UCLA 98, ASU 81.....West RSF.....Mar. 15... Los Angeles, Calif.
 UCLA 54, San Francisco 39.....West RF.....Mar. 17... Los Angeles, Calif.
 UCLA 70, Indiana 69.....NSF.....Mar. 24..... St. Louis, Mo.
 UCLA 87, Memphis State 66.....NC.....Mar. 25..... St. Louis, Mo.

ASU 103, Oklahoma City 78.....West 1st.....Mar. 10..... Logan, Utah
 UCLA 98, ASU 81.....West RSF.....Mar. 15... Los Angeles, Calif.
 (ASU not a Conference member at time of game)

1973-74 (25 teams)

UCLA 111, Dayton 100 (30T).....West RSF.....Mar. 14..... Tucson, Ariz.
 UCLA 83, San Francisco 60.....West RF.....Mar. 15..... Tucson, Ariz.
 N. Car. St. 80, UCLA 77 (20T).....NSF.....Mar. 24.....Greensboro, N.C.
 UCLA 78, Kansas 61.....NC3rd.....Mar. 25.....Greensboro, N.C.

1974-75 (32 teams)

UCLA 103, Michigan 91 (OT).....West 1st.....Mar. 15.....Portland, Ore.
 UCLA 67, Montana 64.....West RSF.....Mar. 20.....Portland, Ore.
 UCLA 89, ASU 75.....West RF.....Mar. 22.....Portland, Ore.
 UCLA 75, Louisville 74 (OT).....NSF.....Mar. 29.....San Diego, Calif.
 UCLA 92, Kentucky 85.....NC.....Mar. 31.....San Diego, Calif.

OSU 78, Middle Tenn. St. 67.....West 1st.....Mar. 15.....Lexington, Ky.
 Indiana 81, OSU 71.....Mideast RSF.....Mar. 20.....Dayton, Ohio
 Central Michigan 88, OSU 87.....Mideast R3rd...Mar. 22.....Tulsa, Okla.

ASU 97, Alabama 94.....West 1st.....Mar. 15.....Tempe, Ariz.
 ASU 84, Nevada-Las Vegas 81.....West RSF.....Mar. 20.....Tempe, Ariz.
 UCLA 89, ASU 75.....West RF.....Mar. 22.....Portland, Ore.
 (ASU not a Conference member at time of game)

1975-76 (32 teams)

UCLA 74, San Diego State 64.....West 1st.....Mar. 13.....Eugene, Ore.
 UCLA 70, Pepperdine 61.....West RSF.....Mar. 20.....Eugene, Ore.
 UCLA 82, ARIZ 66.....West RF.....Mar. 20... Los Angeles, Calif.
 Indiana 65, UCLA 51.....NSF.....Mar. 27.....Philadelphia, Pa.
 UCLA 106, Rutgers 92.....NC3rd.....Mar. 29.....Philadelphia, Pa.

Missouri 69, WASH 67.....Midwest 1st.....Mar. 13.....Lawrence, Kan.

ARIZ 83, Georgetown 76.....West 1st.....Mar. 13.....Tempe, Ariz.
 ARIZ 117, Nev.-L.V. 109 (OT).....West RSF.....Mar. 18.....Tempe, Ariz.
 UCLA 82, ARIZ 66.....West RF.....Mar. 20... Los Angeles, Calif.
 (ARIZ not a Conference member at time of game)

1976-77 (16 teams)

UCLA 87, Louisville 79.....West 1st.....Mar. 12.....Pocatello, Idaho
 Idaho State 76, UCLA 75.....West RSF.....Mar. 17.....Pocatello, Idaho

Southern Illinois 81, ARIZ 77.....Midwest 1st.....Mar. 12.....Omaha, Neb.
 (ARIZ not a Conference member at time of game)

UTAH 72, St. John's 68.....West 1st.....Mar. 12.....Tucson, Ariz.
 UNLV 88, UTAH 83.....West RSF.....Mar. 17.....Provo, Utah
 (UTAH not a Conference member at time of game)

1977-78 (32 teams)

UCLA 83, Kansas 76.....West 1st.....Mar. 11.....Eugene, Ore.
 Arkansas 74, UCLA 70.....West RSF.....Mar. 16.....Eugene, Ore.

UTAH 86, Missouri 79 (20T).....Midwest 1st.....Mar. 12.....Wichita, Kan.
 Notre Dame 69, UTAH 56.....Midwest RSF.....Mar. 17.....Lawrence, Kan.
 (UTAH not a Conference member at time of game)

1978-79 (40 teams)

#1 UCLA 76, #9 Pepperdine 71.....West 2nd.....Mar. 11... Los Angeles, Calif.
 UCLA 99, #4 San Francisco 81.....West RSF.....Mar. 15... Los Angeles, Calif.
 #2 DePaul 95, UCLA 91.....West RF.....Mar. 17.....Provo, Utah

#7 USC 86, #10 Utah State 67.....West 1st.....Mar. 9..... Los Angeles, Calif.
 #2 DePaul 89, USC 78.....West 2nd.....Mar. 11... Los Angeles, Calif.

#9 Pepperdine 92, #8 UTAH 88 (OT).....West 1st.....Mar. 9..... Los Angeles, Calif.
 (UTAH not a Conference member at time of game)

1979-80 (48 teams)

#8 UCLA 87, #9 Old Dominion 74.....West 1st.....Mar. 7.....Tempe, Ariz.
 UCLA 77, #1 DePaul 71.....West 2nd.....Mar. 9.....Tempe, Ariz.
 UCLA 72, #4 Ohio State 68.....West RSF.....Mar. 13.....Tucson, Ariz.
 UCLA 85, #6 Clemson 74.....West RF.....Mar. 15.....Tucson, Ariz.
 UCLA 67, #6 Purdue 62.....NSF.....Mar. 22.....Indianapolis, Ind.
 #2 Louisville 59, UCLA 52.....NC.....Mar. 24.....Indianapolis, Ind.

#5 ASU 99, #12 Loyola Marymount 71 West 1st.....Mar. 7.....Tempe, Ariz.
 #4 Ohio State 89, ASU 75.....West 2nd.....Mar. 9.....Tempe, Ariz.

#10 Lamar 81, #2 OSU 77.....West 2nd.....Mar. 8.....Ogden, Utah

#12 Pennsylvania 62, #5 WSU 55.....Mideast 1st.....Mar. 6... West Lafayette, Ind.

1980-81 (48 teams)

#8 Kansas State 50, #1 OSU 48.....West 2nd.....Mar. 14... Los Angeles, Calif.

#7 Kansas 88, #2 ASU 71.....Midwest 2nd.....Mar. 15.....Wichita, Kan.

#6 Brigham Young 78, #3 UCLA 55.....East 2nd.....Mar. 14.....Providence, R.I.

#3 UTAH 94, #11 Northeastern 69.....West 2nd.....Mar. 15.....El Paso, Texas
 #2 North Carolina 61, UTAH 56.....West RSF.....Mar. 19 Salt Lake City, Utah.\n
 (UTAH not a Conference member at time of game)

1981-82 (48 teams)

#2 OSU 70, #7 Pepperdine 51.....West 2nd.....Mar. 14.....Pullman, Wash.
 OSU 60, #3 Idaho 42.....West RSF.....Mar. 18.....Pullman, Wash.
 #1 Georgetown 69, OSU 45.....West RF.....Mar. 20.....Provo, Utah

#8 Wyoming 61, #9 USC 58.....West 1st.....Mar. 11.....Logan, Utah

1982-83 (48 teams)

#8 WSU 62, #9 Weber State 52.....West 1st.....Mar. 17.....Boise, Idaho
 #1 Virginia 54, WSU 49.....West 2nd.....Mar. 19.....Boise, Idaho

UTAH 67, #2 UCLA 61.....West 2nd.....Mar. 19.....Boise, Idaho

#10 UTAH 52, #7 Illinois 49.....West 1st.....Mar. 17.....Boise, Idaho
 UTAH 67, #2 UCLA 61.....West 2nd.....Mar. 19.....Boise, Idaho
 #6 North Carolina State 75, UTAH 56..West RSF.....Mar. 24.....Ogden, Utah
 (UTAH not a Conference member at time of game)

1983-84 (48 teams)

#6 WASH 64, #11 Nevada-Reno 54.....West 1st.....Mar. 16.....Pullman, Wash.
 WASH 80, #3 Duke 78.....West 2nd.....Mar. 23.....Pullman, Wash.
 #10 Dayton 64, WASH 58.....West RSF.....Mar. 23... Los Angeles, Calif.

#11 West Virginia 64, #6 OSU 62.....Mideast 1st.....Mar. 15... Birmingham, Ala.

1984-85 (64 teams)

#9 Illinois State 58, #8 USC 55.....Midwest 1st.....Mar. 14.....Tulsa, Okla.

#12 Kentucky 66, #5 WASH 58.....West 1st.....Mar. 14.. Salt Lake City, Utah

#7 Notre Dame 79, #10 OSU 70.....Southeast 1st...Mar. 14.....Notre Dame, Ind.

#7 Alabama 50, #10 ARIZ 41.....West 1st.....Mar. 15...Albuquerque, N.M.

1985-86 (64 teams)

#8 Auburn 73, #9 ARIZ 63.....West 1st.....Mar. 14... Long Beach, Calif.

#5 Michigan State 72, #12 WASH 70 ..Midwest 1st.....Mar. 14.....Dayton, Ohio



#3 North Carolina 84, #14 UTAH 72 ...West 1st.....Mar. 13.....Ogden, Utah

1986-87 (64 teams)

#4 UCLA 92, #13 Central Michigan 73 West 1st.....Mar. 12.. Salt Lake City, Utah
#12 Wyoming 78, UCLA 68.....West 2ndMar. 14.. Salt Lake City, Utah

#7 UTEP 98, #10 ARIZ 91 (OT)West 1st.....Mar. 14..... Tucson, Ariz.

1987-88 (64 teams)

#1 ARIZ 90, #16 Cornell 50West 1stMar. 18.... Los Angeles, Calif.
ARIZ 84, #8 Seton Hall 55West 2ndMar. 20.... Los Angeles, Calif.
ARIZ 99, #5 Iowa 79West RSFMar. 25..... Seattle, Wash.
ARIZ 70, #2 North Carolina 52.....West RF.....Mar. 27..... Seattle Wash.
#1 Oklahoma 86, ARIZ 78.....NSFApr. 2 Kansas City, Mo.

#5 Louisville 70, #12 OSU 61.....Southeast 1st...Mar. 17..... Atlanta, Ga.

1988-89 (64 teams)

#1 ARIZ 94, #16 Robert Morris 60West 1st.....Mar. 16..... Boise, Idaho
ARIZ 94, #9 Clemson 68.....West 2ndMar. 18..... Boise, Idaho
#4 UNLV 68, ARIZ 67West RSF.....Mar. 23..... Denver, Colo.

#14 Siena 80, #3 STAN 78.....East 1stMar. 16.....Greensboro, N.C.

#7 UCLA 84, #10 Iowa State 74Southeast 1st...Mar. 17..... Atlanta, Ga.
#2 North Carolina 88, UCLA 81Southeast 2nd .Mar. 19..... Atlanta, Ga.

#11 Evansville 94, #6 OSU 90 OTWest 1st.....Mar. 15.. Salt Lake City, Utah

1989-90 (64 teams)

#2 ARIZ 79, #15 South Florida 67.....West 1st.....Mar. 16.... Long Beach, Calif.
#7 Alabama 77, ARIZ 55.....West 2ndMar. 18.... Long Beach, Calif.

#9 CAL 65, #8 Indiana 63.....East 1stMar. 15..... Hartford, Conn.
#1 Connecticut 74, CAL 54.....East 2ndMar. 17..... Hartford, Conn.

#12 Ball State 54, #5 OSU 53West 1st.....Mar. 15.. Salt Lake City, Utah

#7 UCLA 68, #10 UAB 56.....East 1stMar. 16..... Atlanta, Ga.
UCLA 71, #2 Kansas 70.....East 2ndMar. 18..... Atlanta, Ga.
#3 Duke 90, UCLA 81.....East RSF.....Mar. 22..... Atlanta, Ga.

1990-91 (64 teams)

#2 ARIZ 93, St. Francis (Pa.) 80West 1st.....Mar. 14.. Salt Lake City, Utah
ARIZ 76, #10 BYU 61.....West 2ndMar. 16.. Salt Lake City, Utah
#3 Seton Hall 81, ARIZ 77West RSF.....Mar. 21..... Seattle, Wash.

#8 ASU 79, #9 Rutgers 76.....Southeast 1st...Mar. 15..... Atlanta, Ga.
#1 Arkansas 97, ASU 90.....Southeast 2nd .Mar. 17..... Atlanta, Ga.

#13 Penn State 74, #4 UCLA 69East 1stMar. 15.....Syracuse, N.Y.

#7 Florida State 75, #10 USC 72.....Southeast 1st...Mar. 14.....Louisville, Ky.

#4 UTAH 82, #13 South Alabama 72 ..West 1st.....Mar. 15..... Tucson, Ariz.
UTAH 85, #5 Michigan State 84 (2OT) West 2ndMar. 17..... Tucson, Ariz.
#1 UNLV 83, UTAH 66.....West RSF.....Mar. 21..... Seattle, Wash.
(UTAH not a Conference member at time of game)

1991-92 (64 teams)

#14 East Tenn. St. 87, #3 ARIZ 80.....Southeast 1st...Mar. 20..... Atlanta, Ga.

#5 Alabama 80, #12 STAN 75.....Southeast 1st...Mar. 19.....Cincinnati, Ohio

#1 UCLA 73, #16 Robert Morris 53.....West 1st.....Mar. 20..... Tempe, Ariz.
UCLA 85, #8 Louisville 69.....West 2ndMar. 22..... Tempe, Ariz.
UCLA 85, #12 New Mexico State 78.....West RSF.....Mar. 26..... Tempe, Ariz.
#2 Indiana 106, UCLA 79West RF.....Mar. 28..Albuquerque, N.M.

#2 USC 84, #15 La.-Monroe 54Midwest 1stMar. 19.....Milwaukee, Wisc.
#7 Georgia Tech 79, USC 78.....Midwest 2ndMar. 21.....Milwaukee, Wisc.

1992-93 (64 teams)

#15 Santa Clara 64, #2 ARIZ 61.....West 1st.....Mar. 18.. Salt Lake City, Utah

#6 CAL 66, #11 LSU 61Midwest 1stMar. 18..... Chicago, Ill.
CAL 82, #3 Duke 77Midwest 2ndMar. 20..... Chicago, Ill.
#2 Kansas 93, CAL 76Midwest RSF ...Mar. 26..... St. Louis, Mo.

#9 UCLA 81, #8 Iowa State 70West 1st.....Mar. 19..... Tucson, Ariz.
#1 Michigan 86, UCLA 84 (OT)West 2ndMar. 21..... Tucson, Ariz.

#8 UTAH 86, #9 Pittsburgh 65.....Southeast 1st...Mar. 19..... Nashville, Tenn.
#1 Kentucky 83, UTAH 62Southeast 2nd .Mar. 21..... Nashville, Tenn.
(UTAH not a Conference member at time of game)

1993-94 (64 teams)

#2 ARIZ 81, #15 Loyola (Md.) 55.....West 1st.....Mar. 18.... Sacramento, Calif.
ARIZ 71, #7 Virginia 58.....West 2ndMar. 20.... Sacramento, Calif.
ARIZ 82, #3 Louisville 70West RSFMar. 24.... Los Angeles, Calif.
ARIZ 92, #1 Missouri 72West RFMar. 26.... Los Angeles, Calif.
#1 Arkansas 91, ARIZ 82NSFApr. 2Charlotte, N.C.

#12 Green Bay 61, #5 CAL 57West 1st.....Mar. 17.....Ogden, Utah

#12 Tulsa 112, #5 UCLA 102.....Midwest 1stMar. 18 Oklahoma City, Okla.

#9 Boston College 67, #8 WSU 64East 1stMar. 18..... Landover, Md.

1994-95 (64 teams)

#12 Miami (Ohio) 71, #5 ARIZ 62Midwest 1stMar. 16..... Dayton, Ohio

#5 ASU 81, #12 Ball State 66Southeast 1st...Mar. 16..... Memphis, Tenn.
ASU 64, #13 Manhattan 54Southeast 1st...Mar. 18..... Memphis, Tenn.
#1 Kentucky 97, ASU 73.....RSFMar. 23.... Birmingham, Ala.

#11 Texas 90, #6 ORE 73West 1st.....Mar. 16.. Salt Lake City, Utah

#10 STAN 70, #7 Charlotte 68East 1stMar. 17.....Albany, N.Y.
#2 Massachusetts 75, STAN 53East 2ndMar. 19.....Albany, N.Y.

#1 UCLA 92, #16 FIU 56West 1st.....Mar. 17..... Boise, Idaho
UCLA 75, #8 Missouri 74West 2ndMar. 19..... Boise, Idaho
UCLA 86, #5 Mississippi State 67.....RSFMar. 23.....Oakland, Calif.
UCLA 102, #2 Connecticut 96.....RFMar. 25.....Oakland, Calif.
UCLA 74, #4 Oklahoma State 61.....NSFApr. 1Seattle, Wash.
UCLA 89, #2 Arkansas 78.....NC.....Apr. 3Seattle, Wash.

#4 UTAH 76, #13 Long Beach St. 64 ..West 1st.....Mar. 17..... Boise, Idaho
#5 Mississippi State 78, UTAH 64West 2ndMar. 19..... Boise, Idaho
(UTAH not a Conference member at time of game)

1995-96 (64 teams)

#3 ARIZ 90, #14 Valparaiso 51West 1st.....Mar. 15..... Tempe, Ariz.
ARIZ 87, #6 Iowa 73West 2ndMar. 17..... Tempe, Ariz.
#2 Kansas 83, ARIZ 80.....RSFMar. 22..... Denver, Colo.

#12 Iowa State 74, #5 CAL 64.....Southeast 1st...Mar. 14..... Dallas, Texas

#9 STAN 66, #8 Bradley 58East 1stMar. 14.....Providence, R.I.
#1 Massachusetts 79, STAN 74East 2ndMar. 16.....Providence, R.I.

#13 Princeton 43, #4 UCLA 41Southeast 1st...Mar. 14.....Indianapolis, Ind.

#4 UTAH 72, #13 Canisius 43.....Midwest 1stMar. 14..... Dallas, Texas
UTAH 73, #5 Iowa State 67.....Midwest 2ndMar. 16..... Dallas, Texas
#1 Kentucky 101, UTAH 70Midwest RSF ...Mar. 21...Minneapolis, Minn.
(UTAH not a Conference member at time of game)

1996-97 (64 teams)

#4 ARIZ 65, #13 South Alabama 57....Southeast 1st...Mar. 13..... Memphis, Tenn.
ARIZ 73, #12 College of Charleston 69 Southeast 2nd .Mar. 15..... Memphis, Tenn.
ARIZ 85, #1 Kansas 82RSFMar. 21.... Birmingham, Ala.
ARIZ 96, #10 Providence 92 (OT)RFMar. 23.... Birmingham, Ala.
ARIZ 66, #1 North Carolina 58.....NSFMar. 29.....Indianapolis, Ind.
ARIZ 84, #1 Kentucky 79 (OT).....NC.....Mar. 31.....Indianapolis, Ind.

#5 CAL 55, #12 Princeton 52.....East 1stMar. 13 Winston-Salem, N.C.
CAL 75, #4 Villanova 68East 2ndMar. 15 Winston-Salem, N.C.
#1 North Carolina 63, CAL 57RSFMar. 21.....Syracuse, N.Y.

#6 STAN 80, #11 Oklahoma 67.....West 1st.....Mar. 14..... Tucson, Ariz.
STAN 72, #3 Wake Forest 66West 2ndMar. 16..... Tucson, Ariz.
#2 Utah 82, STAN 77 (OT).....RSFMar. 20.....San Jose, Calif.

#2 UCLA 109, #15 Charleston So. 75..Midwest 1stMar. 13.. Auburn Hills, Mich.
UCLA 96, #7 Xavier 83.....Midwest 2ndMar. 15.. Auburn Hills, Mich.
UCLA 74, #6 Iowa State 73 (OT)RSFMar. 20...San Antonio, Texas
#1 Minnesota 80, UCLA 72.....RFMar. 22...San Antonio, Texas

#6 Illinois 90, #11 USC 77Southeast 1st... Mar. 14.....Charlotte, N.C.
 #9 COLO 80, #8 Indiana 62 East 1st Mar. 14 Winston-Salem, N.C.
 #1 North Carolina 73, COLO 56..... East 2nd Mar. 16 Winston-Salem, N.C.
 (COLO not a Conference member at time of game)
 #2 UTAH 75, #15 Navy 61West 1st..... Mar. 14..... Tucson, Ariz.
 UTAH 77, #7 Charlotte 58..... West 2nd Mar. 26..... Tucson, Ariz.
 UTAH 82, #6 STAN 77 (OT)..... West RSF..... Mar. 20..... San Jose, Calif.
 #1 Kentucky 72, UTAH 59 West RF..... Mar. 22..... San Jose, Calif.
 (UTAH not a Conference member at time of game)

1997-98 (64 teams)

#1 ARIZ 99, #16 Nicholls State 60West 1st..... Mar. 12... Sacramento, Calif.
 ARIZ 82, #9 Illinois State 49..... West 2nd Mar. 14... Sacramento, Calif.
 ARIZ 87, #4 Maryland 79..... RSF Mar. 19..... Anaheim, Calif.
 #3 Utah 76, ARIZ 51..... RF Mar. 21..... Anaheim, Calif.
 #3 STAN 67, #14 Col. of Charleston 57 ..Midwest 1st Mar. 13..... Chicago, Ill.
 STAN 83, #11 Western Michigan 65.....Midwest 2nd.... Mar. 15..... Chicago, Ill.
 STAN 67, #2 Purdue 59..... RSF Mar. 20..... St. Louis, Mo.
 STAN 79, #8 Rhode Island 77 RF Mar. 22..... St. Louis, Mo.
 #2 Kentucky 86, STAN 85 (OT)..... NSF..... Mar. 28... San Antonio, Texas

#6 UCLA 65, #11 Miami, Fla. 62..... South 1st Mar. 13..... Atlanta, Ga.
 UCLA 85, #3 Michigan 82..... South 2nd..... Mar. 15..... Atlanta, Ga.
 #2 Kentucky 94, UCLA 68..... RSF Mar. 20...St. Petersburg, Fla.

#11 WASH 69, #6 Xavier 68..... East 1st Mar. 12..... Washington, D.C.
 WASH 81, #14 Richmond 66 East 2nd Mar. 14..... Washington, D.C.
 #2 Connecticut 75, WASH 74..... RSF Mar. 19..... Greensboro, N.C.

#3 UTAH 85, #14 San Francisco 68... West 1st..... Mar. 12..... Boise, Idaho
 UTAH 75, #6 Arkansas 69 West 2nd Mar. 14..... Boise, Idaho
 UTAH 65, #10 West Virginia 62 West RSF..... Mar. 19..... Anaheim Calif.
 UTAH 76, #1 ARIZ 51 West RF..... Mar. 21..... Anaheim, Calif.
 UTAH 65, #1 North Carolina 59 NSF..... Mar. 28... San Antonio, Texas
 #2 Kentucky 78, UTAH 69 NC..... Mar. 30... San Antonio, Texas
 (UTAH not a Conference member at time of game)

1998-99 (64 teams)

#13 Oklahoma 61, #4 ARIZ 60..... Midwest 1st Mar. 12..... Milwaukee, Wis.
 #2 STAN 69, #15 Alcorn State 57..... West 1st..... Mar. 11..... Seattle, Wash.
 #10 Gonzaga 82, STAN 74..... West 2nd Mar. 13..... Seattle, Wash.
 #12 Detroit 56, #5 UCLA 53..... South 1st Mar. 11..... Indianapolis, Ind.
 #10 Miami (Ohio) 59, #7 WASH 58 Midwest 1st Mar. 12..... New Orleans, La.
 #2 UTAH 80, #15 Arkansas State 58... Midwest 1st Mar. 12..... New Orleans, La.
 #10 Miami (Ohio) 66, UTAH 58..... Midwest 2nd Mar. 14..... New Orleans, La.
 (UTAH not a Conference member at time of game)

1999-00 (64 teams)

#1 ARIZ 71, #16 Jackson State 47 West 1st..... Mar. 16.. Salt Lake City, Utah
 #8 Wisconsin 66, ARIZ 59..... West 2nd Mar. 18.. Salt Lake City, Utah
 #10 Seton Hall 72, #7 ORE 71 East 1st Mar. 17..... Buffalo, New York
 #1 STAN 84, #16 S. Carolina St..... South 1st Mar. 17.... Birmingham, Ala.
 #8 North Carolina 60, STAN 53..... South 2nd..... Mar. 19.... Birmingham, Ala.
 #6 UCLA 65, #11 Ball State 57 Midwest 1st Mar. 16... Minneapolis, Minn.
 UCLA 105, #3 Maryland 70..... Midwest 2nd.... Mar. 18... Minneapolis, Minn.
 #2 Iowa State 80, UCLA 56 Midwest RSF ... Mar. 23.. Auburn Hills, Mich.

#8 UTAH 48, #9 Saint Louis 45..... Midwest 1st Mar. 16..... Cleveland, Ohio
 #1 Michigan State 73, UTAH 61..... Midwest 2nd Mar. 17..... Cleveland, Ohio
 (UTAH not a Conference member at time of game)

2000-01 (64 teams)

#2 ARIZ 101, #15 Eastern Illinois 76... Midwest 1st Mar. 16..... Kansas City, Mo.
 ARIZ 73, #10 Butler 52..... Midwest 2nd Mar. 18..... Kansas City, Mo.
 ARIZ 66, #3 Mississippi 56 Midwest RSF ... Mar. 23... San Antonio, Texas
 ARIZ 87, #1 Illinois 81 Midwest RF Mar. 25... San Antonio, Texas
 ARIZ 80, #1 Michigan State 61 NSF Mar. 31... Minneapolis, Minn.
 #1 Duke 82, ARIZ 72..... NC..... Apr. 2 Minneapolis, Minn.

#9 Fresno State 82, #8 CAL 70South 1st Mar. 16..... Memphis, Tenn.

#1 STAN 89, #16 UNC Greensboro 60... West 1st..... Mar. 15..... San Diego, Calif.
 STAN 90, #9 St. Joseph's 83..... West 2nd Mar. 17..... San Diego, Calif.
 STAN 78, #5 Cincinnati 65..... West RSF..... Mar. 22..... Anaheim, Calif.
 #3 Maryland 87, STAN 73..... West RF..... Mar. 24..... Anaheim, Calif.

#4 UCLA 61, #13 Hofstra 48..... East 1st Mar. 15..... Greensboro, N.C.
 UCLA 75, #12 Utah State 50..... East 2nd Mar. 17..... Greensboro, N.C.
 #1 Duke 76, UCLA 63..... East RSF..... Mar. 22..... Philadelphia, Pa.

#6 USC 69, #11 Oklahoma State 54... East 1st Mar. 15..... Uniondale, N.Y.
 USC 74, #3 Boston College 71 East 2nd Mar. 17..... Uniondale, N.Y.
 USC 80, #2 Kentucky 76..... East RSF..... Mar. 22..... Philadelphia, Pa.
 #1 Duke 79, USC 69..... East RF..... Mar. 24..... Philadelphia, Pa.

2001-02 (64 teams)

#3 ARIZ 86, #14 UCSB 811st..... Mar. 14... Albuquerque, N.M.
 ARIZ 68, #11 Wyoming 60.....2nd Mar. 16... Albuquerque, N.M.
 #2 Oklahoma 88, ARIZ 67..... West RSF..... Mar. 21..... San Jose, Calif.

#6 CAL 82, #11 Pennsylvania 751st..... Mar. 15..... Pittsburgh, Pa.
 #3 Pittsburgh 63, CAL 50.....2nd Mar. 17..... Pittsburgh, Pa.

#2 ORE 81, #15 Montana 621st..... Mar. 14... Sacramento, Calif.
 ORE 92, #7 Wake Forest 872nd Mar. 16... Sacramento, Calif.
 ORE 72, #6 Texas 70 Midwest RSF ... Mar. 22..... Madison, Wisc.
 #1 Kansas 104, ORE 86..... Midwest RF Mar. 23..... Madison, Wisc.

#8 STAN 84, #9 WKU 691st..... Mar. 14... Sacramento, Calif.
 #1 Kansas 86, STAN 632nd Mar. 16... Sacramento, Calif.

#8 UCLA 80, #9 Mississippi 58.....1st..... Mar. 15... Pittsburgh, Penn.
 UCLA 105, #1 Cincinnati 101 (2OT)...2nd Mar. 17... Pittsburgh, Penn.
 #12 Missouri 82, UCLA 73 West RSF..... Mar. 21..... San Jose, Calif.

#13 UNCW 93, #4 USC 89 (OT).....1st..... Mar. 14... Sacramento, Calif.

#5 Indiana 75, #12 UTAH 56..... South 1st Mar. 14... Sacramento, Calif.
 (UTAH not a Conference member at time of game)

2002-03 (64 teams)

#1 ARIZ 80, #16 Vermont 511st..... Mar. 20.. Salt Lake City, Utah
 ARIZ 96, #9 Gonzaga 95 (2OT).....2nd Mar. 22.. Salt Lake City, Utah
 ARIZ 88, #5 Notre Dame 71..... West RSF Mar. 27..... Anaheim, Calif.
 #2 Kansas 78, Arizona 75 West RF..... Mar. 29..... Anaheim, Calif.

#10 ASU 84, #7 Memphis 71.....1st..... Mar. 20 Oklahoma City, Okla.
 #2 Kansas 108, ASU 76.....2nd Mar. 22 Oklahoma City, Okla.

#8 CAL 76, #9 NC State 74 (OT)1st..... Mar. 20 Oklahoma City, Okla.
 #1 Oklahoma 74, CAL 652nd Mar. 22 Oklahoma City, Okla.

#9 UTAH 60, #8 ORE 58..... Midwest 1st Mar. 21..... Nashville, Tenn.

#4 STAN 77, #13 San Diego 69.....1st..... Mar. 20..... Spokane, Wash.
 #5 Connecticut 85, STAN 74.....2nd Mar. 22..... Spokane, Wash.

#7 Michigan State 79, #10 COLO 64...1st..... Mar. Mar. 21 Tampa, Fla.

#9 UTAH 60, #8 ORE 58..... Midwest 1st Mar. 21..... Nashville, Tenn.
 #1 Kentucky 74, UTAH 54 Midwest 2nd.... Mar. 23..... Nashville, Tenn.
 (UTAH not a Conference member at time of game)

2003-04 (65 teams)

#8 Seton Hall 80, #9 ARIZ 761st..... Mar. 18..... Raleigh, N.C.

#1 STAN 71, #16 UTSA 451st..... Mar. 18..... Seattle, Wash.
 #8 Alabama 70, STAN 67.....2nd Mar. 20..... Seattle, Wash.

#9 UAB 102, #8 WASH 100.....1st..... Mar. 19..... Columbus, Ohio

#6 Boston College 58, #11 UTAH 51...1st..... Mar. 19..... St. Louis, Mo.
 (UTAH not a Conference member at time of game)

2004-05 (65 teams)

#3 ARIZ 66, #14 Utah State 53.....1st..... Mar. 17..... Boise, Idaho
 ARIZ 85, #11 UAB 63.....2nd Mar. 19..... Boise, Idaho
 ARIZ 79, #2 Oklahoma State 78..... RSF Mar. 24..... Chicago, Ill.
 #1 Illinois 90, ARIZ 89 (OT)..... RF Mar. 26..... Chicago, Ill.



#9 Mississippi State 93, #8 STAN 70...1st.....Mar. 18.....Charlotte, N.C.
#6 Texas Tech 78, #11 UCLA 66.....1st.....Mar. 17.....Tucson, Ariz.
#1 WASH 88, #16 Montana 77.....1st.....Mar. 17.....Boise, Idaho
WASH 97, #8 Pacific 79.....2nd.....Mar. 19.....Boise, Idaho
#4 Louisville 93, WASH 79.....RSF.....Mar. 24...Albuquerque, N.M.

#6 UTAH 60, #11 UTEP 54.....1st.....Mar. 17.....Tucson, Ariz.
UTAH 67, #3 Oklahoma 58.....2nd.....Mar. 19.....Tucson, Ariz.
#2 Kentucky 62, UTAH 52.....RSF.....Mar. 24.....Austin, Texas
(UTAH not a Conference member at time of game)

2005-06 (65 teams)

#8 ARIZ 94, #9 Wisconsin 75.....1st.....Mar. 17.....Philadelphia, Pa.
#1 Villanova 82, ARIZ 78.....2nd.....Mar. 19.....Philadelphia, Pa.

#10 NC State 58, #7 CAL 52.....1st.....Mar. 17.....Dallas, Texas

#2 UCLA 78, #15 Belmont 44.....1st.....Mar. 16.....San Diego, Calif.
UCLA 62, #10 Alabama 59.....2nd.....Mar. 18.....San Diego, Calif.
UCLA 73, #3 Gonzaga 71.....RSF.....Mar. 23.....Oakland, Calif.
UCLA 50, #1 Memphis 45.....RF.....Mar. 25.....Oakland, Calif.
UCLA 59, #4 LSU 45.....NSF.....Apr. 1.....Indianapolis, Ind.
#3 Florida 73, UCLA 57.....NC.....Apr. 3.....Indianapolis, Ind.

#5 WASH 75, #12 Utah State 61.....1st.....Mar. 16.....San Diego, Calif.
WASH 67, #4 Illinois 64.....2nd.....Mar. 18.....San Diego, Calif.
#1 Connecticut 98, WASH 92 (OT).....RSF.....Mar. 24.....Washington, D.C.

2006-07 (65 teams)

#9 Purdue 72, #8 ARIZ 63.....1st.....Mar. 16.....New Orleans, La.

#3 ORE 58, #14 Miami (Ohio) 56.....1st.....Mar. 16.....Spokane, Wash.
ORE 75, #11 Winthrop 61.....2nd.....Mar. 18.....Spokane, Wash.
ORE 76, #7 UNLV 72.....RSF.....Mar. 23.....St. Louis, Mo.
#1 Florida 85, ORE 77.....RF.....Mar. 25.....St. Louis, Mo.

#6 Louisville 78, #11 STAN 58.....1st.....Mar. 15.....Lexington, Ky.

#2 UCLA 70, #15 Weber State 42.....1st.....Mar. 15...Sacramento, Calif.
UCLA 54, #7 Indiana 49.....2nd.....Mar. 17...Sacramento, Calif.
UCLA 64, #3 Pittsburgh 55.....RSF.....Mar. 22.....San Jose, Calif.
UCLA 68, #1 Kansas 55.....RF.....Mar. 24.....San Jose, Calif.
#1 Florida 76, UCLA 66.....NSF.....Mar. 31.....Atlanta, Ga.

#5 USC 77, #12 Arkansas 60.....1st.....Mar. 16.....Spokane, Wash.
USC 87, #4 Texas 68.....2nd.....Mar. 18.....Spokane, Wash.
#1 North Carolina 74, USC 64.....RSF.....Mar. 23 East Rutherford, N.J.

#3 WSU 70, #14 Oral Roberts 54.....1st.....Mar. 15...Sacramento, Calif.
#6 Vanderbilt 78, WSU 74 (2OT).....2nd.....Mar. 17...Sacramento, Calif.

2007-08 (65 teams)

#7 West Virginia 75, #10 ARIZ 65.....1st.....Mar. 20.....Washington, D.C.

#8 Mississippi State 76, #9 ORE 69.....1st.....Mar. 21.....Little Rock, Ark.

#3 STAN 77, #14 Cornell 53.....1st.....Mar. 20.....Anaheim, Calif.
STAN 82, #6 Marquette 81.....2nd.....Mar. 22.....Anaheim, Calif.
#2 Texas 82, STAN 62.....RSF.....Mar. 28.....Houston, Texas

#1 UCLA 70, #16 Miss. Valley 29.....1st.....Mar. 20.....Anaheim, Calif.
UCLA 51, #9 Texas A&M 49.....2nd.....Mar. 22.....Anaheim, Calif.
UCLA 88, #12 Western Kentucky 27...RSF.....Mar. 27.....Phoenix, Ariz.
UCLA 76, #3 Xavier 57.....RF.....Mar. 29.....Phoenix, Ariz.
#1 Memphis 78, UCLA 63.....NSF.....Apr. 5.....San Antonio, Texas

#11 Kansas State 80, #6 USC 67.....1st.....Mar. 20.....Omaha, Neb.

#4 WSU 71, #13 Winthrop 40.....1st.....Mar. 20.....Denver, Colo.
WSU 61, #5 Notre Dame 41.....2nd.....Mar. 22.....Denver, Colo.
#1 North Carolina 68, WSU 47.....RSF.....Mar. 27.....Charlotte, N.C.

2008-09 (65 teams)

#12 ARIZ 84, #5 Utah 71.....1st.....Mar. 20.....Miami, Fla.
ARIZ 71, #13 Cleveland State 57.....2nd.....Mar. 22.....Miami, Fla.
#1 Louisville 103, ARIZ 64.....RSF.....Mar. 27.....Indianapolis, Ind.

#6 ASU 66, #11 Temple 57.....1st.....Mar. 20.....Miami, Fla.
#3 Syracuse 78, ASU 67.....2nd.....Mar. 22.....Miami, Fla.

#10 Maryland 84, #7 CAL 71.....1st.....Mar. 19.....Kansas City, Mo.

#6 UCLA 65, #11 VCU 64.....1st.....Mar. 19.....Philadelphia, Pa.
#3 Villanova 89, UCLA 69.....2nd.....Mar. 21.....Philadelphia, Pa.

#10 USC 72, #7 Boston College 55.....1st.....Mar. 20...Minneapolis, Minn.
#2 Michigan State, 74, USC 69.....2nd.....Mar. 22...Minneapolis, Minn.

#4 WASH 71, #13 Mississippi State 58 1st.....Mar. 19.....Portland, Ore.
#5 Purdue 76, WASH 74.....2nd.....Mar. 21.....Portland, Ore.

#12 ARIZ 84, #5 UTAH 71.....1st.....Mar. 20.....Miami, Fla.
(UTAH not a Conference member at time of game)

2009-10 (65 teams)

#8 CAL 77, #9 Louisville 62.....1st.....Mar. 19.....Jacksonville, Fla.
#1 Duke 68, California 53.....2nd.....Mar. 21.....Jacksonville, Fla.

#11 WASH 80, #6 Marquette 78.....1st.....Mar. 18.....San Jose, Calif.
WASH 82, #3 New Mexico 64.....2nd.....Mar. 20.....San Jose, Calif.
#2 West Virginia 69, WASH 56.....RSF.....Mar. 25.....Syracuse, N.Y.

2010-11 (68 teams)

#5 ARIZ 77, #12 Memphis 75.....2nd.....Mar. 18.....Tulsa, Okla.
ARIZ 70, #4 Texas 69.....3rd.....Mar. 19.....Tulsa, Okla.
ARIZ 93, #1 Duke 77.....RSF.....Mar. 24.....Anaheim, Calif.
#3 Connecticut 65, ARIZ 63.....RF.....Mar. 26.....Anaheim, Calif.

#7 UCLA 78, #10 Michigan State 76...2nd.....Mar. 17.....Tampa, Fla.
#2 Florida 73, UCLA 65.....3rd.....Mar. 19.....Tampa, Fla.

#11 VCU 73, #11 USC 65.....1st.....Mar. 16.....Dayton, Ohio

#7 WASH 68, #10 Georgia 65.....2nd.....Mar. 18.....Charlotte, N.C.
#2 North Carolina 86, WASH 83.....3rd.....Mar. 20.....Charlotte, N.C.

2011-12 (68 teams)

#12 South Florida 65, #12 CAL 54.....1st.....Mar. 14.....Dayton, Ohio

#11 COLO 68, #6 UNLV 64.....2nd.....Mar. 15...Albuquerque, N.M.
#3 Baylor 80, COLO 63.....3rd.....Mar. 17...Albuquerque, N.M.

2012-13 (68 teams)

#6 ARIZ 81, #11 Belmont 64.....2nd.....Mar. 21..Salt Lake City, Utah
ARIZ 74, #14 Harvard 51.....3rd.....Mar. 23..Salt Lake City, Utah
#2 Ohio State 73, ARIZ 70.....RSF.....Mar. 28...Los Angeles, Calif.

#12 CAL 64, #5 UNLV 61.....2nd.....Mar. 21.....San Jose, Calif.
#4 Syracuse 66, CAL 60.....3rd.....Mar. 23.....San Jose, Calif.

#7 Illinois 57, #10 COLO 49.....2nd.....Mar. 22.....Austin, Texas

#12 ORE 60, #5 Oklahoma State 55...2nd.....Mar. 21.....San Jose, Calif.
ORE 74, #4 Saint Louis 57.....3rd.....Mar. 23.....San Jose, Calif.
#1 Louisville 77, ORE 69.....RSF.....Mar. 28.....Indianapolis, Ind.

#11 Minnesota 83, #6 UCLA 63.....2nd.....Mar. 22.....Austin, Texas

2013-14 (68 teams)

#1 ARIZ 68, #16 Weber State 59.....2nd.....Mar. 21.....San Diego, Calif.
ARIZ 84, #8 Gonzaga 61.....3rd.....Mar. 23.....San Diego, Calif.
ARIZ 70, #4 San Diego State 64.....RSF.....Mar. 27.....Anaheim, Calif.
#2 Wisconsin 64, ARIZ 63 (OT).....RF.....Mar. 29.....Anaheim, Calif.

#7 Texas 87, #10 ASU 85.....2nd.....Mar. 20.....Milwaukee, Wis.

#9 Pittsburgh 77, #8 COLO 48.....2nd.....Mar. 20.....Orlando, Fla.

#7 ORE 87, #10 BYU 68.....2nd.....Mar. 20.....Milwaukee, Wis.
#2 Wisconsin 85, ORE 77.....3rd.....Mar. 22.....Milwaukee, Wis.

#10 STAN 58, #7 New Mexico 53.....2nd.....Mar. 21.....St. Louis, Mo.
STAN 60, #2 Kansas 57.....3rd.....Mar. 23.....St. Louis, Mo.
#11 Dayton 72, STAN 82.....RSF.....Mar. 27.....Memphis, Tenn.

#4 UCLA 76, #13 Tulsa 59.....2ndMar. 21..... San Diego, Calif.
 UCLA 77, #12 Stephen F. Austin 60.....3rdMar. 23..... San Diego, Calif.
 #1 Florida 79, UCLA 68RSFMar. 27..... Memphis, Tenn.

2014-15 (68 teams)

#2 ARIZ 93, #15 Texas Southern 72.....2ndMar. 19.....Portland, Ore.
 ARIZ 73, #10 Ohio State 583rdMar. 21.....Portland, Ore.
 ARIZ 68, #6 Xavier 60RSFMar. 26..... Los Angeles, Calif.
 #1 Wisconsin 85, ARIZ 78.....RFMar. 28..... Los Angeles, Calif.

#8 ORE 79, #9 Oklahoma State 73.....2ndMar. 20.....Omaha, Neb.
 #1 Wisconsin 72, ORE 653rdMar. 22.....Omaha, Neb.

#11 UCLA 60, #6 SMU 592ndMar. 19.....Louisville, Ky.
 UCLA 92, #14 UAB 75.....3rdMar. 21.....Louisville, Ky.
 #2 Gonzaga 74, UCLA 62.....RSFMar. 27.....Houston, Texas

#5 UTAH 57, #12 Stephen F. Austin 50.....2ndMar. 21.....Portland, Ore.
 UTAH 75, #4 Georgetown 643rdMar. 23.....Portland, Ore.
 #1 Duke 63, UTAH 57RSFMar. 27.....Houston, Texas

2015-16 (68 teams)

#11 Wichita State 65, #6 ARIZ 551st.....Mar. 17.....Providence, R.I.

#12 Hawai'i 77, #4 CAL 661st.....Mar. 18..... Spokane, Wash.

#9 Connecticut 74, #8 COLO 67.....1st.....Mar. 17..... Des Moines, Iowa

#1 ORE 91, #16 Holy Cross 52.....1st.....Mar. 18..... Spokane, Wash.
 ORE 69, #8 Saint Joseph's 642ndMar. 20..... Spokane, Wash.
 ORE 82, #4 Duke 68.....RSFMar. 24..... Anaheim, Calif.
 #2 Oklahoma 80, ORE 68RFMar. 26..... Anaheim, Calif.

#10 VCU 75, #7 OSU 671st.....Mar. 18.....Oklahoma City, Okla.

#9 Providence 70, #8 USC 69.....1st.....Mar. 17.....Raleigh, N.C.

#3 UTAH 80, #14 Fresno State 691st.....Mar. 17..... Denver, Colo.

#11 Gonzaga 82, UTAH 592ndMar. 19..... Denver, Colo.

2016-17 (68 teams)

#2 ARIZ 100, North Dakota 82.....1st.....Mar. 16.. Salt Lake City, Utah
 ARIZ 69, #7 St. Mary's (Calif.) 602ndMar. 18.. Salt Lake City, Utah
 #11 Xavier 73, ARIZ 71RSFMar. 23.....San Jose, Calif.

#3 ORE 83, #14 Iona 771st.....Mar. 17.... Sacramento, Calif.
 ORE 75, #11 Rhode Island 72.....2ndMar. 19.... Sacramento, Calif.
 ORE 69, #7 Michigan 68.....RSFMar. 23..... Kansas City, Mo.
 ORE 74, #1 Kansas 60.....RFMar. 25..... Kansas City, Mo.
 #1 North Carolina 77, ORE 76.....NSFApr. 1Glendale, Ariz.

#3 UCLA 97, #14 Kent State 801st.....Mar. 17.... Sacramento, Calif.

UCLA 79, #6 Cincinnati 672ndMar. 19.... Sacramento, Calif.

#2 Kentucky 86, UCLA 75.....RSFMar. 24..... Memphis, Tenn.

#11 USC 75, #11 Providence 71First FourMar. 15..... Dayton, Ohio

USC 66, #6 SMU 651st.....Mar. 17..... Tulsa, Okla.

#3 Baylor 82, USC 782ndMar. 19..... Tulsa Okla.

2017-18 (68 teams)

#11 Syracuse 60, #11 ASU 56First FourMar. 14..... Dayton, Ohio

#13 Buffalo 89, #4 ARIZ 681st.....Mar. 15..... Boise, Idaho

#11 St. Bonaventure 65, #11 UCLA 58First FourMar. 13..... Dayton, Ohio

2018-19 (68 teams)

#11 ASU 74, #11 St. John's 65First FourMar. 20..... Dayton, Ohio

#6 Buffalo 91, ASU 741st.....Mar. 22..... Tulsa, Okla.

#12 ORE 72, #5 Wisconsin 541st.....Mar. 22..... San Jose, Calif.

ORE 73, #13 UC Irvine 54.....2ndMar. 24..... San Jose, Calif.

#1 Virginia 53, ORE 49.....RSFMar. 28..... Louisville, Ky.

#9 WASH 78, #8 Utah State 611st.....Mar. 22.....Columbus, Ohio

#1 North Carolina 81, WASH 592ndMar. 24.....Columbus, Ohio

2019-20 (68 teams)

Cancelled (COVID-19 pandemic)

NCAA CHAMPIONS FROM THE PAC-12 (16)

1938-39 Oregon
 1941-42 Stanford
 1943-44 Utah
 1958-59 California
 1963-64 UCLA
 1964-65 UCLA
 1966-67 UCLA
 1967-68 UCLA
 1968-69 UCLA
 1969-70 UCLA
 1970-71 UCLA
 1971-72 UCLA
 1972-73 UCLA
 1974-75 UCLA
 1994-95 UCLA
 1996-97 Arizona

NCAA No. 1 SEEDS (16) (seeding started in 1979):

1979 - UCLA
 1981 - Oregon State
 1988 - Arizona
 1989 - Arizona
 1992 - UCLA
 1995 - UCLA
 1998 - Arizona
 2000 - Arizona, Stanford
 2001 - Stanford
 2003 - Arizona
 2004 - Stanford
 2005 - Washington
 2008 - UCLA
 2014 - Arizona
 2016 - Oregon

NCAA SWEET 16 FROM THE PAC-12 (63) (since 1979):

1979 - UCLA
 1980 - UCLA
 1982 - Oregon State
 1983 - Utah*
 1984 - Washington
 1988 - Arizona
 1989 - Arizona
 1990 - UCLA
 1991 - Arizona, Utah*
 1992 - UCLA
 1993 - California
 1994 - Arizona
 1995 - Arizona State, UCLA
 1996 - Arizona, Utah*
 1997 - Arizona, California, Stanford, UCLA, Utah*
 1998 - Arizona, Stanford, UCLA, Utah*, Washington
 2000 - UCLA
 2001 - Arizona, Stanford, UCLA, USC
 2002 - Arizona, Oregon, UCLA
 2003 - Arizona
 2005 - Arizona, Utah*, Washington
 2006 - UCLA, Washington
 2007 - Oregon, UCLA, USC
 2008 - Stanford, UCLA, Washington State
 2009 - Arizona
 2010 - Washington
 2011 - Arizona
 2013 - Arizona, Oregon
 2014 - Arizona, Stanford, UCLA
 2015 - Arizona, UCLA, Utah
 2016 - Oregon
 2017 - Arizona, Oregon, UCLA
 2019 - Oregon

* - Utah not a member of Pac-12 at time of Sweet Sixteen appearance

NCAA ELITE EIGHT FROM THE PAC-12 (26) (since 1979):

1980 - UCLA
 1988 - Arizona
 1992 - UCLA
 1994 - Arizona
 1995 - UCLA
 1997 - Arizona, UCLA, Utah*
 1998 - Arizona, Stanford, Utah*
 2001 - Arizona, Stanford, USC
 2002 - Oregon
 2003 - Arizona
 2005 - Arizona
 2006 - UCLA
 2007 - Oregon, UCLA
 2008 - UCLA
 2011 - Arizona
 2014 - Arizona
 2015 - Arizona
 2016 - Oregon
 2017 - Oregon

* - Utah not a member of Pac-12 at time of Elite Eight appearance

NCAA FINAL FOUR FROM THE PAC-12 (12) (since 1979):

1980 - UCLA
 1988 - Arizona
 1994 - Arizona
 1995 - UCLA
 1997 - Arizona
 1998 - Stanford, Utah*
 2001 - Arizona
 2006 - UCLA
 2007 - UCLA
 2008 - UCLA
 2017 - Oregon

* - Utah not a member of Pac-12 at time of Final Four appearance




PAC-12 IN THE NCAA TOURNAMENT

YEAR	TEAM	W-L	FIN.	YEAR	TEAM	W-L	FIN.	YEAR	TEAM	W-L	FIN.	YEAR	TEAM	W-L	FIN.
1938-39	ORE	3-0	1st	1978-79	#1 UCLA	2-1		1997-98	#1 ARIZ	3-1		2011-12	#12 CAL	0-1	
1939-40	USC	1-1	3rd tie		#7 USC	1-1			#3 STAN	4-1	3rd tie		#11 COLO	1-1	
	COLO	0-2			#8 UTAH	0-1			#6 UCLA	2-1		2012-13	#6 ARIZ	2-1	
1940-41	WSU	2-1	2nd	1979-80	#5 ASU	1-1			#3 UTAH	5-1	2nd		#12 CAL	1-1	
1941-42	COLO	1-1			#2 OSU	0-1*			#11 WASH	2-1			#10 COLO	0-1	
	STAN	3-0	1st		#8 UCLA	5-1	2nd*	1998-99	#4 ARIZ	0-1*			#12 ORE	2-1	
1942-43	WASH	0-2			#5 WSU	0-1			#2 STAN	1-1			#6 UCLA	0-1	
1943-44	UTAH	3-0	1st	1980-81	#2 ASU	0-1			#5 UCLA	0-1*		2013-14	#1 ARIZ	3-1	
1944-45	ORE	1-1			#1 OSU	0-1*			#2 UTAH	1-1			#10 ASU	0-1	
	UTAH	0-2			#3 UCLA	0-1		1999-00	#7 WASH	0-1			#8 COLO	0-1	
1945-46	COLO	1-1			#3 UTAH	1-1			#1 ARIZ	1-1			#7 ORE	1-1	
	CAL	1-2	4th	1981-82	#2 OSU	2-1*			#7 ORE	0-1			#10 STAN	2-1	
1946-47	OSU	1-1			#9 USC	0-1			#1 STAN	1-1			#4 UCLA	2-1	
1947-48	WASH	1-1		1982-83	#2 UCLA	0-1			#6 UCLA	2-1		2014-15	#2 ARIZ	3-1	
1948-49	OSU	1-2	4th		#10 UTAH	2-1			#8 UTAH	1-1			#8 ORE	1-1	
1949-50	UCLA	0-2			#8 WSU	1-1		2000-01	#2 ARIZ	5-1	2nd		#11 UCLA	2-1	
1950-51	ARIZ	0-1		1983-84	#6 OSU	0-1			#8 CAL	0-1			#5 UTAH	2-1	
	WASH	1-1			#6 WASH	2-1			#1 STAN	3-1		2015-16	#6 ARIZ	0-1	
1951-52	UCLA	0-2		1984-85	#10 ARIZ	0-1			#4 UCLA	2-1			#4 CAL	0-1	
1952-53	WASH	3-1	3rd		#10 OSU	0-1			#6 USC	3-1			#8 COLO	0-1	
1953-54	COLO	0-2			#8 USC	0-1		2001-02	#3 ARIZ	2-1			#1 ORE	3-1	
	USC	2-2	4th		#5 WASH	0-1			#6 CAL	1-1			#7 OSU	0-1	
1954-55	COLO	3-1		1985-86	#9 ARIZ	0-1			#2 ORE	3-1			#8 USC	0-1	
	OSU	1-1			#14 UTAH	0-1			#8 STAN	1-1			#3 UTAH	1-1	
	UTAH	1-1			#12 WASH	0-1			#8 UCLA	2-1		2016-17	#2 ARIZ	2-1	
1955-56	UCLA	1-1		1986-87	#10 ARIZ	0-1			#4 USC	0-1			#3 ORE	4-1	
	UTAH	1-1			#4 UCLA	1-1		2002-03	#12 UTAH	0-1			#3 UCLA	2-1	
1956-57	CAL	1-1		1987-88	#1 ARIZ	4-1	3rd tie		#1 ARIZ	3-1			#11 USC	2-1	
1957-58	CAL	1-1			#12 OSU	0-1			#10 ASU	1-1		2017-18	#4 ARIZ	0-1	
1958-59	CAL	4-0	1st	1988-89	#1 ARIZ	2-1			#8 CAL	1-1			#11 ASU	0-1	
	UTAH	0-2			#6 OSU	0-1			#10 COLO	0-1			#11 UCLA	0-1	
1959-60	CAL	4-1	2nd		#3 STAN	0-1			#8 ORE	0-1		2018-19	#11 ASU	1-1	
	ORE	2-1			#7 UCLA	1-1			#4 STAN	1-1			#12 ORE	2-1	
	USC	0-1		1989-90	#2 ARIZ	1-1			#9 UTAH	1-1			#9 WASH	1-1	
	UTAH	2-1			#9 CAL	1-1		2003-04	#9 ARIZ	0-1		2019-20	None		
1960-61	ASU	2-1			#5 OSU	0-1			#1 STAN	1-1					
	ORE	0-1			#7 UCLA	2-1			#11 UTAH	0-1					
	USC	1-2		1990-91	#2 ARIZ	2-1		2004-05	#8 WASH	0-1					
	UTAH	2-2	4th		#8 ASU	1-1			#3 ARIZ	3-1					
1961-62	ASU	0-1			#4 UCLA	0-1			#8 STAN	0-1					
	COLO	1-1			#10 USC	0-1			#11 UCLA	0-1					
	OSU	2-1			#4 UTAH	2-1			#6 UTAH	2-1					
	UCLA	2-2	4th	1991-92	#3 ARIZ	0-1			#1 WASH	2-1					
1962-63	ASU	2-1			#12 STAN	0-1		2005-06	#8 ARIZ	1-1					
	COLO	1-1			#1 UCLA	3-1			#7 CAL	0-1					
	OSU	3-2	4th		#2 USC	1-1			#2 UCLA	5-1	2nd				
	UCLA	0-2		1992-93	#2 ARIZ	0-1			#5 WASH	2-1					
1963-64	ASU	0-1			#6 CAL	2-1		2006-07	#8 ARIZ	0-1					
	OSU	0-1			#9 UCLA	1-1			#3 ORE	3-1					
	UCLA	4-0	1st		#8 UTAH	1-1			#11 STAN	0-1					
1964-65	UCLA	4-0	1st	1993-94	#2 ARIZ	4-1	3rd tie		#2 UCLA	4-1	3rd tie				
1965-66	OSU	1-1			#5 CAL	0-1			#5 USC	2-1					
	UTAH	2-2	4th		#5 UCLA	0-1			#3 WSU	1-1					
1966-67	UCLA	4-0	1st		#8 WSU	0-1		2007-08	#10 ARIZ	0-1*					
1967-68	UCLA	4-0	1st	1994-95	#1 UCLA	6-0	1st		#9 ORE	0-1					
1968-69	COLO	1-1			#5 ARIZ	0-1			#3 STAN	2-1					
	UCLA	4-0	1st		#5 ASU	2-1*			#1 UCLA	4-1	3rd tie				
1969-70	UCLA	4-0	1st		#6 ORE	0-1			#6 USC	0-1*					
1970-71	UCLA	4-0	1st		#10 STAN	1-1			#4 WSU	2-1					
1971-72	UCLA	4-0	1st		#4 UTAH	1-1		2008-09	#12 ARIZ	2-1					
1972-73	ASU	1-1		1995-96	#3 ARIZ	2-1			#6 ASU	1-1					
	UCLA	4-0	1st		#9 STAN	1-1			#7 CAL	0-1					
1973-74	UCLA	2-1	3rd		#12 CAL	0-1*			#6 UCLA	1-1					
1974-75	ASU	2-1			#4 UCLA	0-1			#10 USC	1-1					
	OSU	1-2			#4 UTAH	2-1			#5 UTAH	0-1					
	UCLA	5-0	1st	1996-97	#4 ARIZ	6-0	1st		#4 WASH	1-1					
1975-76	ARIZ	2-1			#5 CAL	2-1			#8 CAL	1-1		2009-10	#8 CAL	1-1	
	UCLA	4-1	3rd		#9 COLO	1-1			#11 WASH	2-1			#5 ARIZ	3-1	
	WASH	0-1			#6 STAN	2-1			#7 UCLA	1-1		2010-11	#7 UCLA	1-1	
1976-77	ARIZ	0-1			#2 UCLA	3-1			#11 USC	0-1			#7 WASH	1-1	
	UCLA	1-1			#11 USC	0-1									
	UTAH	1-1			#2 UTAH	3-1									
1977-78	UCLA	1-1													
	UTAH	1-1													

* - Record and finish later vacated

The Pac-12 has had considerable success in the National Invitation Tournament (NIT), as five current members have captured the NIT crown - Colorado (1940), Utah (1947), UCLA (1985), Stanford (1991, 2012, 2015) and California (1999). Colorado also finished second in 1938, as did Utah in 1974 and 2018. Meanwhile third-place finishes were turned in by Oregon in 1975 and 2004, Colorado in 1991 and 2011, Utah in 1992, Washington in 2012 and Washington State in 2011. The league now stands at 109-90 (.548) in America's original postseason tourney. The records of all Pac-12 members in the NIT:

School (Seasons)	Yrs	W-L	PCT	1st	2nd	3rd	4th
Arizona (1946, 50-51, 12)	4	0-4	.000	0	0	0	0
Arizona State (1983, 90, 92-94, 98, 00, 02, 05, 08, 10, 13, 15)	13	7-13	.350	0	0	0	0
California (1986-87, 89, 99-00, 08, 11, 14, 17)	9	14-8	.636	1	0	0	0
Colorado (1938, 40, 91, 95, 99-00, 04, 06, 11, 17, 19)	11	14-10	.583	1	1	2	0
Oregon (1975-77, 84, 88, 90, 97, 99, 04, 12, 18)	11	14-12	.538	0	0	2	1
Oregon State (1979, 83, 87, 05)	4	3-4	.429	0	0	0	0
Stanford (1988, 90-91, 94, 06, 12-13, 15, 18)	9	19-6	.760	3	0	0	0
UCLA (1985-86)	2	5-1	.833	1	0	0	0
USC (1973, 93-94, 99, 18)	5	3-5	.375	0	0	0	0
Utah (1944, 47, 49, 57-58, 70, 74, 87-88, 92, 01, 14, 17-18)	14	15-13	.536	1	2	1	0
Washington (1980, 82, 87, 96-97, 12-13, 16, 18)	9	8-9	.471	0	0	1	0
Washington State (1992, 95-96, 09, 11)	5	7-5	.500	0	0	1	0
TOTALS		109-90	.548	7	3	7	1



Note: Arizona (0-3), Colorado (12-8), and Utah (11-10) combined to post a 23-21 record while not Conference members. Thus, Pac-12 representatives' record in the NIT is now 76-63 (.547). Pac-12 members also combine for a 103-82 (.557) record in NIT games which did not match two Conference members.

YEARLY NIT RESULTS
(Pac-12 schools only – Field size in parenthesis)

1937-38

COLO 48, New York University 47Semi..... Mar. 14..... New York, N.Y.
 Temple 60, COLO 34Champ Mar. 16..... New York, N.Y.
 (COLO not Pac-12 member at time of game)

1939-40

COLO 52, DePaul 37Semi..... Mar. 13..... New York, N.Y.
 COLO 51, Duquesne 40Champ Mar. 14..... New York, N.Y.
 (COLO not Conference member at time of game)

1943-44

Kentucky 46, UTAH 381st..... Mar. 20..... New York, N.Y.
 (UTAH not Conference member at time of game)

1945-46 (8 teams)

Kentucky 77, ARIZ 531st..... n/a..... New York, N.Y.
 (ARIZ not Conference member at time of game)

1946-47 (12 teams)

UTAH 45, Duquesne 441st..... Mar. 17..... New York, N.Y.
 UTAH 64, West Virginia 62Semi..... Mar. 19..... New York, N.Y.
 UTAH 49, Kentucky 45Champ Mar. 24..... New York, N.Y.
 (UTAH not Conferencemember at time of game)

1948-49 (12 teams)

San Francisco 64, UTAH 631st..... Mar. 15..... New York, N.Y.
 (UTAH not Conference member at time of game)

1949-50 (12 teams)

LaSalle 72, ARIZ 661st..... n/a..... New York, N.Y.
 (ARIZ not Conference member at time of game)

1950-51 (12 teams)

Dayton 74, ARIZ 681st..... n/a..... New York, N.Y.
 (ARIZ not Conference member at time of game)

1956-57

Memphis State 77, UTAH 751st..... Mar. 16..... New York, N.Y.
 (UTAH not Conference member at time of game)

1957-58

St. John's 71, UTAH 701st..... Mar. 15..... New York, N.Y.
 (UTAH not Conference member at time of game)

1969-70 (16 teams)

UTAH 78, Duke 751st..... Mar. 14..... New York, N.Y.
 Marquette 83, UTAH 632nd Mar. 17..... New York, N.Y.
 (UTAH not Conference member at time of game)

1972-73 (16 teams)

Notre Dame 69, USC 651st..... n/a..... New York, N.Y.

1973-74 (16 teams)

UTAH 102, Rutgers 891st..... Mar. 17..... New York, N.Y.
 UTAH 92, Memphis 782nd Mar. 21..... New York, N.Y.
 UTAH 117, Boston College 93Semi Mar. 23..... New York, N.Y.
 Purdue 87, UTAH 81Champ Mar. 24..... New York, N.Y.
 (UTAH not Conference member at time of game)

1974-75 (16 teams)

ORE 85, St. Peter's 791st..... Mar. 16..... New York, N.Y.
 ORE 68, Oral Roberts 592nd Mar. 20..... New York, N.Y.
 Princeton 58, ORE 57Semi Mar. 22..... New York, N.Y.
 ORE 80, St. John's 78Consolation Mar. 23..... New York, N.Y.

1975-76 (16 teams)

N. Car.-Charlotte 79, ORE 721st..... n/a..... New York, N.Y.

1976-77 (16 teams)

ORE 90, Oral Roberts 891st..... n/a..... New York, N.Y.
 St. Bonaventure 76, ORE 732nd n/a..... New York, N.Y.

1978-79 (24 teams)

Nevada 62, OSU 61 (20T)1st..... n/a..... Corvallis, Ore.

1979-80 (32 teams)

Nevada-Las Vegas 93, WASH 731st..... Mar. 7..... Las Vegas, Nev.

1981-82 (32 teams)

WASH 66, Brigham Young 631st..... Mar. 10..... Provo, Utah
 Texas A&M 69, WASH 652nd Mar. 15..... Seattle, Wash.

1982-83 (32 teams)

OSU 77, Idaho 591st..... n/a..... Corvallis, Ore.
 OSU 88, New Orleans 712nd n/a..... Corvallis, Ore.
 Fresno State 76, OSU 67Semi n/a..... Corvallis, Ore.

ASU 87, Cal State Fullerton 831st..... n/a..... Tempe, Ariz.
 Texas Christian 78, ASU 762nd n/a..... Tempe, Ariz.

1983-84 (32 teams)

Santa Clara 66, ORE 531st..... Mar. 15..... Eugene, Ore.

1984-85 (32 teams)

UCLA 78, Montana 471st..... Mar. 13... Los Angeles, Calif.
 UCLA 82, Nebraska 632nd Mar. 19... Los Angeles, Calif.
 UCLA 53, Fresno State 433rd Mar. 23... Los Angeles, Calif.
 UCLA 75, Louisville 66Semi Mar. 27..... New York, N.Y.
 UCLA 65, Indiana 62Champ Mar. 29..... New York, N.Y.

1985-86 (32 teams)

Loyola Marymount 80, CAL 751st..... Mar. 13..... Berkeley, Calif.

UC Irvine 80, UCLA 741st..... Mar. 13... Los Angeles, Calif.



1986-87 (32 teams)

WASH 98, Montana St. 90 (OT).....1st..... Mar. 11.....Bozeman, Mont.
WASH 73, Boise State 68.....2nd..... Mar. 16..... Seattle, Wash.
Nebraska 81, WASH 76.....3rd..... Mar. 21..... Lincoln, Neb.

CAL 72, Cal St. Full. 68 (OT).....1st..... Mar. 13..... Berkeley, Calif.
CAL 65, OSU 62.....2nd..... Mar. 17..... Corvallis, Ore.
Arkansas-Little Rock 80, CAL 73.....3rd..... Mar. 21..... Little Rock, Ark.

OSU 85, New Mexico 82.....1st..... Mar. 11...Albuquerque, N.M.
CAL 65, OSU 62.....2nd..... Mar. 17..... Corvallis, Ore.

Boise State 62, UTAH 61.....1st..... Mar. 11..... Boise, Idaho
(UTAH not Conference member at time of game)

1987-88 (32 teams)

ORE 81, Santa Clara 65.....1st..... Mar. 17..... Eugene, Ore.
New Mexico 78, ORE 59.....2nd..... Mar. 22...Albuquerque, N.M.

STAN 80, Long Beach State 77.....1st..... Mar. 17.....Stanford, Calif.
Arkansas State 60, STAN 59.....2nd..... Mar. 22.....Stanford, Calif.

Evansville 66, UTAH 55.....1st..... Mar. 17..... Evansville, Ind.
(UTAH not Conference member at time of game)

1988-89 (32 teams)

CAL 73, Hawaii 57.....1st..... Mar. 16..... Berkeley, Calif.
Connecticut 73, CAL 72.....2nd..... Mar. 20..... Hartford, Conn.

1989-90 (32 teams)

Long Beach State 86, ASU 71.....1st..... Mar. 16..... Tempe, Ariz.

New Mexico 89, ORE 78.....1st..... Mar. 16...Albuquerque, N.M.

Hawaii 69, STAN 57.....1st..... Mar. 15..... Honolulu, Hawaii

1990-91 (32 teams)

STAN 93, Houston 86.....1st..... Mar. 13.....Stanford, Calif.
STAN 80, Wisconsin 72.....2nd..... Mar. 18.....Madison, Wis.
STAN 78, Southern Illinois 68.....3rd..... Mar. 21..... Carbondale, Ill.
STAN 73, Massachusetts 71.....Semi..... Mar. 25..... New York, N.Y.
STAN 78, Oklahoma 72.....Champ..... Mar. 27..... New York, N.Y.

COLO 71, Michigan 64.....1st..... Mar. 13..... Boulder, Colo.
COLO 83, Wyoming 75.....2nd..... Mar. 18..... Boulder, Colo.
COLO 81, Arkansas State 75.....3rd..... Mar. 21..... Boulder, Colo.
Oklahoma 88, Colorado 78.....Semi..... Mar. 25..... New York, N.Y.
COLO 98, Massachusetts 91.....Consolation..... Mar. 27..... New York, N.Y.
(COLO not Conference member at time of game)

1991-92 (32 teams)

ASU 71, UC Santa Barbara 65.....1st..... Mar. 19.Santa Barbara, Calif.
Utah 60, ASU 58.....2nd..... Mar. 24..... Tempe, Ariz.

WSU 72, Minnesota 70.....1st..... Mar. 18..... Pullman, Wash.
New Mexico 79, WSU 71.....2nd..... Mar. 23...Albuquerque, N.M.

UTAH 72, Ball State 57.....1st..... Mar. 19.. Salt Lake City, Utah
UTAH 60, ASU 58.....2nd..... Mar. 24..... Tempe, Ariz.
UTAH 84, Rhode Island 72.....3rd..... Mar. 27.. Salt Lake City, Utah
Notre Dame 58, UTAH 55.....Semi..... Mar. 30..... New York, N.Y.
UTAH 81, Florida 78.....Consolation..... Apr. 1..... New York, N.Y.
(UTAH not Conference member at time of game)

1992-93 (32 teams)

Georgetown 78, ASU 68.....1st..... Mar. 18..... Tempe, Ariz

USC 90, Nevada-Las Vegas 74.....1st..... Mar. 17..... Las Vegas, Nev.
USC 71, Pepperdine 59.....2nd..... Mar. 22... Los Angeles, Calif.
Minnesota 76, USC 58.....3rd..... Mar. 24.. Bloomington, Minn.

1993-94 (32 teams)

Brigham Young 74, ASU 67.....1st..... Mar. 17..... Provo, Utah

Gonzaga 80, STAN 76.....1st..... Mar. 17..... Stanford, Calif.
Fresno State 79, USC 76.....1st..... Mar. 16..... Fresno, Calif.

1994-95 (32 teams)

WSU 94, Texas Tech 82.....1st..... Mar. 15..... Pullman, Wash.
WSU 83, Illinois State 80.....2nd..... Mar. 20..... Normal, Ill.
Canisius 89, WSU 80.....3rd..... Mar. 23..... Buffalo, N.Y.

New Mexico State 98, COLO 83.....1st..... Mar. 15.....Las Cruces, N.M.
(COLO not Conference member at time of game)

1995-96 (32 teams)

Michigan State 64, WASH 50.....1st..... Mar. 13.. East Lansing, Mich.

WSU 92, Gonzaga 73.....1st..... Mar. 14..... Pullman, Wash.
Nebraska 82, WSU 73.....2nd..... Mar. 19..... Lincoln, Neb.

1996-97 (32 teams)

Hawaii 71, ORE 61.....1st..... Mar. 12..... Honolulu, Hawaii

Nebraska 67, WASH 63.....1st..... Mar. 12..... Lincoln, Neb.

1997-98 (32 teams)

Hawaii 90, ASU 73.....1st..... Mar. 11..... Honolulu, Hawaii

1998-99 (32 teams)

CAL 79, Fresno State 71.....1st..... Mar. 10..... Oakland, Calif.
CAL 58, DePaul 57.....2nd..... Mar. 16..... Chicago, Ill.
CAL 71, Colorado State 62.....3rd..... Mar. 18..... Oakland, Calif.
CAL 85, ORE 69.....Semi..... Mar. 23..... New York, N.Y.
CAL 61, Clemson 60.....Champ..... Mar. 25..... New York, N.Y.

ORE 67, Georgia Tech 64.....1st..... Mar. 10..... Eugene, Ore.
ORE 93, Wyoming 72.....2nd..... Mar. 15..... Eugene, Ore.
ORE 77, Texas Christian 68.....3rd..... Mar. 17..... Ft. Worth, Texas
CAL 85, ORE 69.....Semi..... Mar. 23..... New York, N.Y.
Xavier 106, ORE 75.....Consolation..... Mar. 25..... New York, N.Y.

Wyoming 81, USC 77.....1st..... Mar. 10..... Laramie, Wyo.

COLO 65, Pepperdine 61.....1st..... Mar. 10..... Boulder, Colo.
Colorado State 86, COLO 76.....2nd..... Mar. 16..... Boulder, Colo.
(COLO not Conference member at time of game)

1999-00 (32 teams)

CAL 70, Long Beach State 66.....1st..... Mar. 15..... Oakland, Calif.
CAL 60, Georgetown 49.....2nd..... Mar. 21..... Oakland, Calif.
Wake Forest 79, CAL 56.....3rd..... Mar. 23 Winston-Salem, N.C.

ASU 83, New Mexico State 77.....1st..... Mar. 15..... Tempe, Ariz.
NC State 60, ASU 57.....2nd..... Mar. 21..... Raleigh, N.C.

Southern Illinois 94, COLO 92.....1st..... Mar. 16..... Boulder, Colo.
(COLO not Conference member at time of game)

2000-01 (32 teams)

Memphis 71, UTAH 62.....1st..... Mar. 13.. Salt Lake City, Utah
(UTAH not Conference member at time of game)

2001-02 (32 teams)

UNLV 96, ASU 91.....1st..... Mar. 12..... Las Vegas, Nev.

2003-04 (32 teams)

ORE 77, Colorado 72 (OT).....1st..... Mar. 17..... Eugene, Ore.
ORE 68, George Mason 54.....2nd..... Mar. 23..... Eugene, Ore.
ORE 65, Notre Dame 61.....3rd..... Mar. 25..... South Bend, Ind.
Michigan 78, ORE 53.....Semi..... Mar. 30..... New York, N.Y.

ORE 77, COLO 72 (OT).....1st..... Mar. 17..... Eugene, Ore.
(COLO not Conference member at time of game)

2004-05 (32 teams)

UNLV 89, ASU 78.....1st..... Mar. 17..... Las Vegas, Nev.

CS Fullerton 85, OSU 83 (OT).....1st..... Mar. 16..... Corvallis, Ore.

2005-06 (32 teams)

STAN 65, Virginia 49.....Opening Rd..... Mar. 14.....Stanford, Calif.
Missouri State 76, STAN 67.....1st..... Mar. 17..... Springfield, Mo.

Old Dominion 79, COLO 61.....1st..... Mar. 15..... Boulder, Colo.
(COLO not Conference member at time of game)

2007-08 (32 teams)

ASU 64, Alabama State 53.....1st..... Mar. 18..... Tempe, Ariz.
ASU 65, Southern Illinois 51.....2nd..... Mar. 20..... Tempe, Ariz.
Florida 70, ASU 57.....3rd..... Mar. 25..... Tempe, Ariz.

CAL 68, New Mexico 66.....1st..... Mar. 19..... Berkeley, Calif.
Ohio State 73, CAL 56.....2nd..... Mar. 24..... Columbus, Ohio

2008-09 (32 teams)

Saint Mary's 68, WSU 57.....1st..... Mar. 17..... Moraga, Calif.

2009-10 (32 teams)

Jacksonville 67, ASU 66.....1st..... Mar. 16..... Tempe, Ariz.

2010-11 (32 teams)

CAL 77, Mississippi 74.....1st.....Mar. 16..... Berkeley, Calif.
 Colorado 89, CAL 72.....2nd.....Mar. 18..... Boulder, Colo.

COLO 81, Texas Southern 74.....1st.....Mar. 16..... Boulder, Colo.
 COLO 89, CAL 72.....2nd.....Mar. 18..... Boulder, Colo.
 COLO 81, Kent State 74.....3rd.....Mar. 22..... Boulder, Colo.
 Alabama 62, COLO 61.....Semi.....Mar. 29..... New York, N.Y.
 (COLO not Conference member at time of game)

WSU 85, Long Beach State 74.....1st.....Mar. 16..... Pullman, Wash.
 WSU 74, Oklahoma State 64.....2nd.....Mar. 21..... Pullman, Wash.
 WSU 69, Northwestern 66 (OT).....3rd.....Mar. 23..... Pullman, Wash.
 Wichita State 75, WSU 44.....Semi.....Mar. 29..... New York, N.Y.

2011-12 (32 teams)

Bucknell 65, ARIZ 54.....1st.....Mar. 13..... Tucson, Ariz.

ORE 96, LSU 76.....1st.....Mar. 13..... Eugene, Ore.
 ORE 108, Iowa 97.....2nd.....Mar. 18..... Eugene, Ore.
 WASH 90, ORE 86.....3rd.....Mar. 20..... Seattle, Wash.

STAN 76, Cleveland State 65.....1st.....Mar. 13..... Stanford, Calif.
 STAN 92, Illinois State 88.....2nd.....Mar. 19..... Stanford, Calif.
 STAN 84, Nevada 56.....3rd.....Mar. 21..... Stanford, Calif.
 STAN 74, Massachusetts.....Semi.....Mar. 28..... New York, N.Y.
 STAN 75, Minnesota 51.....Finals.....Mar. 30..... New York, N.Y.

WASH 82, Texas-Arlington 72.....1st.....Mar. 13..... Seattle, Wash.
 WASH 76, Northwestern 55.....2nd.....Mar. 16..... Seattle, Wash.
 WASH 90, ORE 86.....3rd.....Mar. 20..... Seattle, Wash.
 Minnesota 68, WASH 67 (OT).....Semi.....Mar. 28..... New York, N.Y.

2012-13 (32 teams)

ASU 83, Detroit 68.....1st.....Mar. 20..... Tempe, Ariz.
 Baylor 89, ASU 86.....2nd.....Mar. 22..... Waco, Texas

STAN 58, Stephen F. Austin 57.....1st.....Mar. 20..... Stanford, Calif.
 Alabama 66, STAN 54.....2nd.....Mar. 22..... Tuscaloosa, Ala.

BYU 90, WASH 79.....1st.....Mar. 20..... Provo, Utah

2013-14 (32 teams)

CAL 77, Utah Valley 64.....1st.....Mar. 19..... Berkeley, Calif.
 CAL 75, Arkansas 64.....2nd.....Mar. 24..... Berkeley, Calif.
 SMU 67, CAL 66.....3rd.....Mar. 26..... Dallas, Texas

Saint Mary's 70, UTAH 58.....1st.....Mar. 18..... Moraga, Calif.

2014-15 (32 teams)

ASU 77, Connecticut 64.....1st.....Mar. 18..... Storrs, Conn.
 Richmond 75, ASU 64.....2nd.....Mar. 22..... Richmond, Va.

STAN 77, UC Davis 64.....1st.....Mar. 17..... Stanford, Calif.
 STAN 74, Rhode Island 65.....1st.....Mar. 22..... Stanford, Calif.
 STAN 78, Vanderbilt 75.....1st.....Mar. 24..... Stanford, Calif.
 STAN 67, Old Dominion 60.....1st.....Mar. 31..... New York, N.Y.
 STAN 66, Miami, Fla. 64 (OT).....1st.....Apr. 2..... New York, N.Y.

2015-16 (32 teams)

WASH 107, Long Beach State 102.....1st.....Mar. 15..... Seattle, Wash.
 San Diego State 93, WASH 78.....2nd.....Mar. 21..... San Diego, Calif.

2016-17 (32 teams)

#8 CSU Bakersfield 73, #1 CAL 66.....1st.....March 14..... Berkeley, Calif.

Boise State 73, #3 UTAH 68.....1st.....March 14..... Salt Lake City, Utah

#4 UCF 79, #5 COLO 74.....1st.....March 15..... Orlando, Fla.

2017-18 (32 teams)

#3 ORE 99, #6 Rider 86.....1st.....March 13..... Eugene, Ore.
 #2 Marquette 101, #3 ORE 92.....2nd.....March 18..... Milwaukee, Wisc.

#3 STAN 86, #6 BYU 83.....1st.....March 14..... Stanford, Calif.
 #2 Oklahoma State 71, #3 STAN 65.....2nd.....March 19..... Stillwater, Okla.

#1 USC 103, #8 UNC Asheville 98 (2OT) ..1st.....March 13..... Los Angeles, Calif.
 #4 Western Kentucky 79, #1 USC 75 ..2nd.....March 19..... Los Angeles, Calif.

#2 UTAH 69, #7 UC Davis 59.....1st.....March 14..... Salt Lake City, Utah
 #2 UTAH 95, #3 LSU 71.....2nd.....March 19..... Salt Lake City, Utah
 #2 UTAH 67, #1 St. Mary's (Calif.) 58 (OT).....Qtrs.....March 21..... Moraga, Calif.
 #2 UTAH 69, #4 Western Kentucky 64.....Semi.....March 27..... New York, N.Y.
 #4 Penn State 82, #2 UTAH 66.....Final.....March 29..... New York, N.Y.

#5 WASHINGTON 77, #4 Boise State 74...1st.....March 14..... Seattle, Wash.
 #1 St. Mary's (Calif.) 85, #5 WASHINGTON 81.....2nd.....March 19..... Moraga, Calif.

2018-19 (32 teams)

#4 COLO 78, #5 Dayton 73.....1st.....March 19..... Boulder, Colo.
 COLO 76, #8 Norfolk State 60.....2nd.....March 25..... Boulder, Colo.
 #2 Texas 68, COLO 55.....Qtrs.....March 27..... Austin, Texas

2019-20 (32 teams)

Cancelled (COVID-19 pandemic)

PAC-12 IN THE NIT

YEAR	TEAM	W-L	FIN.	YEAR	TEAM	W-L	FIN.
1937-38	COLO	1-1	2nd	1999-00	ASU	1-1	
1939-40	COLO	2-0	1st		CAL	2-1	
1943-44	UTAH	0-1			COLO	1-1	
1945-46	ARIZ	0-1		2000-01	UTAH	0-1	
1946-47	UTAH	3-0	1st	2001-02	ASU	0-1	
1948-49	UTAH	0-1		2003-04	COLO	0-1	
1949-50	ARIZ	0-1			ORE	3-1	3rd
1950-51	ARIZ	0-1		2004-05	ASU	0-1	
1956-57	UTAH	0-1			OSU	0-1	
1957-58	UTAH	0-1		2005-06	COLO	0-1	
1969-70	UTAH	1-1			STAN	1-1	
1972-73	USC	0-1		2007-08	ASU	2-1	
1973-74	UTAH	3-1	2nd		CAL	1-1	
1974-75	ORE	3-1	3rd	2008-09	WSU	0-1	
1975-76	ORE	0-1		2009-10	ASU	0-1	
1976-77	ORE	1-1		2010-11	CAL	1-1	
1978-79	OSU	0-1			COLO	3-1	3rd
1979-80	WASH	0-1			WSU	3-1	3rd
1981-82	WASH	1-1		2011-12	ARIZ	0-1	
1982-83	ASU	1-1			ORE	2-1	
	OSU	2-1			STAN	5-0	1st
1983-84	ORE	0-1			WASH	3-1	3rd
1984-85	UCLA	5-0	1st	2012-13	ASU	1-1	
1985-86	CAL	0-1			STAN	1-1	
	UCLA	0-1			WASH	0-1	
1986-87	CAL	2-1		2013-14	CAL	2-1	
	OSU	1-1			UTAH	0-1	
	UTAH	0-1		2014-15	ASU	1-1	
	WASH	2-1			STAN	5-0	1st
1987-88	ORE	1-1		2015-16	WASH	1-1	
	STAN	1-1		2016-17	CAL	0-1	
	UTAH	0-1			COLO	0-1	
1988-89	CAL	1-1			UTAH	0-1	
1989-90	ASU	0-1		2017-18	ORE	1-1	
	ORE	0-1			STAN	1-1	
	STAN	0-1			USC	1-1	
1990-91	COLO	4-1	3rd		UTAH	4-1	2nd
	STAN	5-0	1st		WASH	1-1	
1991-92	ASU	1-1		2018-19	COLO	2-1	
	UTAH	4-1	3rd	2019-20	None		
	WSU	1-1					
1992-93	ASU	0-1					
	USC	2-1					
1993-94	ASU	0-1					
	STAN	0-1					
	USC	0-1					
1994-95	COLO	0-1					
	WSU	2-1					
1995-96	WASH	0-1					
	WSU	1-1					
1996-97	ORE	0-1					
	WASH	0-1					
1997-98	ASU	0-1					
1998-99	CAL	5-0	1st				
	COLO	1-1					
	ORE	3-2	4th				
	USC	0-1					

NIT CHAMPIONS FROM THE PAC-12 (7)

1939-40 Colorado
1946-47 Utah
1984-85 UCLA
1990-91 Stanford
1998-99 California
2011-12 Stanford
2014-15 Stanford


College Basketball Invitational: The 16-team CBI was created in 2007-08. Oregon State captured the third CBI crown in 2010. The Pac-12 made it two-in-a-row as Oregon followed with a CBI title of its own in 2011.

School (Seasons)	Yrs	W-L	PCT	1st	2nd
Colorado (2015)	1	1-1	.500	0	0
Oregon (2011)	1	5-1	.833	1	0
Oregon State (2009-10, 12, 14)	4	7-4	.636	1	0
Stanford (2009)	1	2-1	.667	0	0
Utah (2008)	1	1-1	.500	0	0
Washington (2008)	1	0-1	.000	0	0
Washington State (2012)	1	4-2	.667	0	1
TOTALS	20-12	.625		2	1




▶ Lew Alcindor (Kareem Abdul-Jabbar), UCLA

▶ Todd Lichti, Stanford



▶ Sean Elliott, Arizona



▶ Jason Kidd, California

▶ Mel Counts, Oregon State



SCORING OFFENSE

Year	Team	FG	3FG	FT	PTS	AVG
1959-60	USC	261	—	219	731	60.9
1960-61	USC	294	—	238	826	68.8
1961-62	UCLA	305	—	236	846	70.5
1962-63	UCLA	315	—	207	837	69.8
1963-64	UCLA	494	—	297	1285	85.7
1964-65	UCLA	409	—	278	1096	78.3
1965-66	UCLA	449	—	263	1161	82.9
1966-67	UCLA	449	—	227	1125	80.4
1967-68	UCLA	533	—	232	1298	92.7
1968-69	UCLA	461	—	244	1166	83.3
1969-70	UCLA	475	—	262	1212	86.6
1970-71	CAL	482	—	275	1239	88.5
1971-72	UCLA	526	—	232	1284	91.7
1972-73	UCLA	468	—	160	1096	78.3
1973-74	UCLA	441	—	187	1069	76.4
1974-75	USC	935	—	370	2240	86.2
1975-76	UCLA	1112	—	421	2645	82.7
1976-77	UCLA	1001	—	407	2409	83.1
1977-78	UCLA	954	—	479	2387	85.3
1978-79	UCLA	1053	—	462	2568	85.6
1979-80	UCLA	968	—	618	2554	79.8
1980-81	ASU	894	—	429	2217	79.2
1981-82	ORE	773	—	463	2009	74.4
1982-83	UCLA	956	—	415	2327	80.2
1983-84	STAN	824	—	663	2311	74.5
1984-85	UCLA	881	—	520	2282	69.2
1985-86	UCLA	878	—	418	2174	75.0
1986-87	UCLA	960	142	430	2492	77.9
1987-88	ARIZ	1147	254	686	3234	85.1
1988-89	ARIZ	988	185	627	2788	84.5
1989-90	UCLA	984	127	561	2656	80.5
1990-91	UCLA	1078	156	642	2954	92.3
1991-92	ARIZ	967	181	514	2629	84.8
1992-93	ASU	867	263	369	2366	84.5
1993-94	ARIZ	1108	279	629	3124	89.3
1994-95	UCLA	1079	118	613	2889	87.5
1995-96	ARIZ	973	222	525	2693	81.6
1996-97	ARIZ	1015	222	598	2850	83.8
1997-98	ARIZ	1146	269	616	3177	90.8
1998-99	ARIZ	820	143	600	2383	82.2
1999-00	ASU	924	162	529	2539	79.3
2000-01	STAN	834	252	671	2829	83.2
2001-02	ORE	1014	304	662	2994	85.5
2002-03	ARIZ	973	228	551	2725	85.2
2003-04	ARIZ	942	219	511	2614	87.1
2004-05	WASH	1102	257	565	3026	86.5
2005-06	WASH	982	220	522	2706	82.0
2006-07	ARIZ	846	172	553	2417	78.0
2007-08	ORE	858	279	455	2450	76.6
2008-09	WASH	977	146	650	2750	78.6
2009-10	WASH	1004	191	652	2851	79.2
2010-11	WASH	1061	305	480	2907	83.1
2011-12	OSU	995	221	630	2841	78.9
2012-13	UCLA	961	171	511	2604	74.4
2013-14	ORE	928	259	668	2783	81.9
2014-15	ARIZ	1009	193	700	2911	76.6
2015-16	WASH	964	249	676	2853	83.9
2016-17	UCLA	1210	354	459	3233	89.8
2017-18	ASU	888	288	581	2645	82.7
2018-19	UCLA	919	256	486	2580	78.2
2019-20	ARIZ	850	233	512	2445	76.4

SCORING DEFENSE

Year	Team	FG	3FG	FT	PTS	AVG
1959-60	CAL	208	—	164	580	48.3
1960-61	CAL	261	—	178	700	58.3
1961-62	STAN	272	—	208	752	62.7
1962-63	WASH	243	—	235	721	60.1
1963-64	CAL	344	—	258	946	63.1
1964-65	OSU	284	—	273	841	60.1
1965-66	OSU	279	—	218	776	55.4
1966-67	UCLA	318	—	164	800	57.1
1967-68	UCLA	352	—	222	926	66.1
1968-69	UCLA	339	—	192	870	62.1
1969-70	OSU	351	—	226	928	66.4
1970-71	UCLA	377	—	164	918	65.6
1971-72	UCLA	372	—	192	936	66.9
1972-73	UCLA	362	—	85	809	57.8
1973-74	UCLA	345	—	128	818	58.4
1974-75	OSU	868	—	432	2168	69.9
1975-76	ORE	718	—	615	2051	68.4
1976-77	ORE	602	—	562	1766	60.9
1977-78	WSU	688	—	313	1689	62.6
1978-79	OSU	692	—	431	1815	64.8
1979-80	WSU	730	—	353	1813	64.8
1980-81	OSU	652	—	401	1705	60.9
1981-82	OSU	671	—	308	1650	55.0
1982-83	ORE	607	—	445	1659	61.4
1983-84	OSU	664	—	290	1618	55.8
1984-85	OSU	702	—	384	1788	57.7
1985-86	OSU	658	—	344	1660	61.5
1986-87	OSU	710	78	412	1910	63.7
1987-88	OSU	735	123	359	1952	63.0
1988-89	STAN	771	145	457	2144	65.0
1989-90	STAN	722	118	348	1910	63.7
1990-91	WASH	681	132	401	1895	67.7
1991-92	WASH	713	176	359	1963	67.7
1992-93	WSU	616	106	424	1762	65.3
1993-94	WSU	767	175	429	2138	69.0
1994-95	ASU	859	137	476	2331	70.0
1995-96	STAN	713	144	364	1934	66.7
1996-97	CAL	779	196	417	2171	67.8
1997-98	STAN	854	210	472	2390	68.3
1998-99	STAN	719	166	402	2006	60.8
1999-00	STAN	667	164	352	1850	59.7
2000-01	OSU	691	182	349	1913	63.8
2001-02	OSU	706	182	334	1928	66.5
2002-03	STAN	782	188	478	2230	67.6
2003-04	WSU	622	144	342	1730	59.7
2004-05	WSU	557	131	349	1594	56.9
2005-06	WSU	560	136	360	1616	57.7
2006-07	WSU	709	202	404	2024	59.5
2007-08	WSU	717	186	355	1975	56.4
2008-09	WSU	626	193	384	1829	55.4
2009-10	USC	591	149	384	1715	57.2
2010-11	USC	741	191	458	2131	62.7
2011-12	USC	686	160	378	1910	59.7
2012-13	WSU	713	223	366	2015	63.0
2013-14	ARIZ	776	173	500	2225	58.6
2014-15	UTAH	704	169	422	1999	57.1
2015-16	CAL	789	183	528	2289	67.3
2016-17	CAL	757	202	438	2154	63.4
2017-18	UTAH	855	264	422	2396	68.5
2018-19	ORE	807	267	483	2364	62.2
2019-20	STAN	707	195	376	2000	62.5

SCORING MARGIN

Year	Team	DIFF
1959-60	CAL	+12.3
1960-61	USC	+ 4.7
1961-62	UCLA	+ 6.5
1962-63	UCLA	+ 6.3
1963-64	UCLA	+18.4
1964-65	UCLA	+15.5
1965-66	UCLA	+15.5
1966-67	UCLA	+23.2
1967-68	UCLA	+26.6
1968-69	UCLA	+21.2
1969-70	UCLA	+12.2
1970-71	UCLA	+13.3
1971-72	UCLA	+24.9
1972-73	UCLA	+20.5
1973-74	UCLA	+18.0
1974-75	UCLA	+12.5
1975-76	WASH	+11.4
1976-77	UCLA	+12.7
1977-78	UCLA	+17.9•
1978-79	UCLA	+12.2
1979-80	OSU	+10.6
1980-81	OSU	+15.7
1981-82	OSU	+14.6•
1982-83	UCLA	+ 9.5
1983-84	STAN	+ 6.2
1984-85	ARIZ	+ 8.2
1985-86	ARIZ	+ 6.5
1986-87	ARIZ	+ 6.8
1987-88	ARIZ	+20.9
1988-89	ARIZ	+ 17.6
1989-90	ARIZ	+12.0
1990-91	ARIZ	+14.6
1991-92	ARIZ	+16.0
1992-93	ARIZ	+12.2
1993-94	ARIZ	+14.9
1994-95	UCLA	+13.7
1995-96	ARIZ	+9.3
1996-97	STAN	+11.9
1997-98	ARIZ	+16.2
1998-99	STAN	+12.7
1999-00	STAN	+19.3
2000-01	STAN	+17.7
2001-02	ORE	+13.0
2002-03	ARIZ	+14.5
2003-04	ARIZ	+13.1
2004-05	WASH	+12.3
2005-06	WASH	+12.1
2006-07	UCLA	+11.4
2007-08	UCLA	+14.5
2008-09	UCLA	+11.5
2009-10	WASH	+9.2
2010-11	WASH	+12.4
2011-12	CAL	+9.3
2012-13	ARIZ	+9.8
2013-14	ARIZ	+14.3
2014-15	ARIZ	+16.9
2015-16	ARIZ	+11.6
2016-17	UCLA	+14.3
2017-18	ARIZ	+8.8
2018-19	ARIZ	+7.8
2019-20	ORE	+11.1

• - Led NCAA
All statistics based on Conference
games only prior to 1974-75.



FIELD GOAL PERCENTAGE

Table with 4 columns: Year, Team, FG-FGA, PCT. Lists field goal percentages for various teams from 1959-60 to 2019-20.

DEFENSIVE FG PERCENTAGE

Table with 4 columns: Year, Team, FG-FGA, PCT. Lists defensive field goal percentages for various teams from 1982-83 to 2019-20.

FREE THROW PERCENTAGE

Table with 4 columns: Year, Team, FT-FTA, PCT. Lists free throw percentages for various teams from 1959-60 to 2019-20.

THREE PT FG PERCENTAGE

Table with 4 columns: Year, Team, 3P-3PA, PCT. Lists three-point field goal percentages for various teams from 1986-87 to 2019-20.

• - Led NCAA
All statistics based on Conference games only prior to 1974-75.

REBOUNDING

Year	Team	G	REB	PCT
1961-62	UCLA	12	572	.521
1962-63	UCLA	12	613	.538
1963-64	UCLA	15	807	.547
1964-65	USC	14	660	.544
1965-66	UCLA	14	718	.545
1966-67	UCLA	14	578	.564
1967-68	UCLA	14	708	.506
1968-69	UCLA	14	635	.579
1969-70	UCLA	14	664	.548
1970-71	UCLA	14	691	.555
1971-72	UCLA	14	756	.585
1972-73	UCLA	14	667	.583
1973-74	UCLA	14	590	.574
**				AVG
1974-75	WASH	26	1278	49.2
1975-76	UCLA	32	1379	43.1
1976-77	UCLA	29	1229	42.4
1977-78	UCLA	28	1147	41.0
1978-79	ASU	30	1290	43.0
1979-80	ASU	29	1193	41.1
1980-81	ASU	28	1145	40.9
1981-82	ORE	27	1037	38.4
1982-83	WASH	31	1192	38.5
1983-84	ASU	28	1034	36.9
1984-85	UCLA	33	1132	34.3
	WASH	32	1098	34.3
1985-86	WASH	31	1147	37.0
1986-87	WASH	35	1302	37.2
1987-88	UCLA	30	1106	36.9
1988-89	USC	32	1231	38.5
1989-90	UCLA	33	1285	38.9
1990-91	ARIZ	35	1422	40.6
1991-92	ARIZ	31	1250	40.3
1992-93	ARIZ	28	1208	43.1
1993-94	UCLA	28	1230	43.9
1994-95	ARIZ	31	1285	41.5
1995-96	ORE	29	1108	38.2
1996-97	ARIZ	34	1376	40.5
1997-98	STAN	35	1444	41.3
1998-99	ARIZ	29	1207	41.6
1999-00	STAN	31	1309	42.2
2000-01	ARIZ	36	1433	39.8
2001-02	STAN	30	1254	41.8
2002-03	ARIZ	32	1374	42.9
2003-04	ARIZ	30	1177	39.2
2004-05	WASH	35	1305	37.3
2005-06	WASH	33	1232	37.3
2006-07	STAN	31	1193	38.5
2007-08	STAN	36	1409	39.1
2008-09	WASH	35	1437	41.1
2009-10	WASH	36	1364	37.9
2010-11	WASH	35	1367	39.1
2011-12	WASH	35	1404	40.1
2012-13	ORE	37	1389	37.5
2013-14	ARIZ	38	1449	38.1
2014-15	UCLA	36	1367	38.0
2015-16	COLO	34	1433	42.1
2016-17	CAL	34	1323	38.9
2017-18	STAN	35	1368	39.1
2018-19	UCLA	33	1356	41.1
2019-20	USC	31	1194	38.5

** Rebounding based on percentage prior to 1974-75.

• - Led NCAA
All statistics based on Conference games only prior to 1974-75.

REBOUNDING MARGIN

Year	Team	DIFF
1961-62	UCLA	+ 3.8
1962-63	UCLA	+ 7.2
1963-64	UCLA	+ 9.3
1964-65	UCLA	+ 8.2
	USC	+ 8.2
1965-66	UCLA	+ 8.5
1966-67	UCLA	+ 9.4
1967-68	UCLA	+ 9.9
1968-69	UCLA	+12.4
1969-70	UCLA	+ 8.4
1970-71	(unavailable)	
1971-72	UCLA	+15.6
1972-73	UCLA	+13.6
1973-74	UCLA	+10.9
1974-75	ORE	+ 6.1
1975-76	WASH	+ 5.1
1976-77	UCLA	+ 4.7
1977-78	UCLA	+ 7.2
1978-79	ASU	+ 4.4
1979-80	UCLA	+ 5.7
1980-81	ASU	+ 5.2
1981-82	UCLA	+ 6.0
1982-83	ASU	+ 4.1
1983-84	WASH	+ 2.5
1984-85	WASH	+ 7.4
1985-86	WASH	+ 3.9
1986-87	WASH	+ 4.7
1987-88	STAN	+ 6.4
1988-89	STAN	+ 7.1
1989-90	STAN	+6.2
1990-91	STAN	+8.5
1991-92	ARIZ	+7.3
1992-93	ARIZ	+8.9
1993-94	UCLA	+7.6
1994-95	UCLA	+4.4
1995-96	UCLA	+6.0
1996-97	STAN	+6.4
1997-98	STAN	+9.3
1998-99	ARIZ	+8.1
1999-00	STAN	+9.7
2000-01	STAN	+7.4
2001-02	STAN	+8.5
2002-03	ARIZ	+6.4
2003-04	STAN	+6.8
2004-05	ARIZ	+4.1
2005-06	WASH	+5.9
2006-07	WASH	+9.0
2007-08	UCLA	+8.2
2008-09	WASH	+8.2
2009-10	WASH	+3.6
2010-11	UCLA	+4.6
2011-12	WASH	+5.2
2012-13	ARIZ	+6.3
2013-14	ARIZ	+7.1
2014-15	ARIZ	+8.8
2015-16	ARIZ	+9.2
2016-17	UTAH	+6.8
2017-18	ARIZ	+7.4
2018-19	COLO	+6.3
2019-20	UCLA	+5.7

TURNOVER MARGIN

Year	Team	DIFF
1982-83	OSU	+3.6
1983-84	CAL	+2.1
1984-85	OSU	+1.8
1985-86	OSU	+1.8
	ASU	+1.8
1986-87	OSU	+3.8
1987-88	OSU	+7.7
1988-89	OSU	+8.3
1989-90	OSU	+7.3
1990-91	WSU	+3.6
1991-92	WSU	+2.8
	USC	+2.8
1992-93	ASU	+8.8
1993-94	STAN	+3.0
1994-95	ASU	+4.4
1995-96	ASU	+2.4
1996-97	ASU	+5.2
1997-98	ARIZ	+5.6
1998-99	CAL	+4.6
1999-00	ASU	+4.0
2000-01	CAL	+2.6
2001-02	USC	+5.1
2002-03	USC	+3.4
2003-04	OSU	+2.7
2004-05	WASH	+3.7
2005-06	ARIZ	+5.8
2006-07	WSU	+3.5
2007-08	WSU	+2.9
2008-09	UCLA	+3.1
2009-10	WASH	+3.3
2010-11	ORE	+3.2
2011-12	USC	+4.4
2012-13	UCLA	+2.86
2013-14	UCLA	+4.1
2014-15	OSU	+2.9
2015-16	ORE	+2.7
2016-17	ASU	+2.9
2017-18	ASU	+4.1
2018-19	WASH	+3.0
2019-20	ASU	+3.2

ASSISTS

Year	Team	ASTS	AVG
1978-79	OSU	571	19.71
1979-80	OSU	651	21.70
1980-81	ASU	513	18.32
1981-82	OSU	493	16.43
1982-83	OSU	525	16.94
1983-84	ORE	440	15.17
1984-85	OSU	501	16.16
1985-86	WASH	516	16.65
1986-87	OSU	514	17.13
1987-88	OSU	573	18.50
1988-89	OSU	579	19.30
1989-90	OSU	538	18.60
1990-91	UCLA	634	19.80
1991-92	UCLA	605	18.30
1992-93	ASU	512	18.30
1993-94	UCLA	495	17.70
1994-95	UCLA	653	19.80
1995-96	ARIZ	589	17.80
1996-97	STAN	534	17.80
1997-98	ASU	639	19.97
1998-99	ASU	512	17.07
1999-00	USC	518	17.27
2000-01	STAN	566	16.65
2001-02	ORE	580	16.57
2002-03	ARIZ	569	17.78
2003-04	ARIZ	560	18.67
2004-05	WASH	660	18.86
2005-06	WASH	529	16.03
2006-07	ARIZ	511	16.48
2007-08	ARIZ	526	15.47
2008-09	ASU	544	15.54
2009-10	UCLA	489	15.28
2010-11	WASH	593	16.94
2011-12	CAL	540	15.88
2012-13	UCLA	559	15.97
2013-14	UCLA	636	17.19
2014-15	WSU	453	14.61
2015-16	UCLA	502	15.69
2016-17	UCLA	771	21.42•
2017-18	USC	569	15.81
2018-19	USC	536	16.24
2019-20	ARIZ	492	15.38



STEALS

Year	Team	STLS	AVG
1978-79	OSU	293	10.46
1979-80	OSU	274	9.13
1980-81	ASU	245	8.75
1981-82	OSU	246	8.20
1982-83	STAN	206	7.36
1983-84	STAN	239	7.71
1984-85	STAN	238	8.50
1985-86	STAN	246	8.20
1986-87	OSU	227	7.57
1987-88	OSU	288	9.29
1988-89	OSU	320	10.67
1989-90	OSU	277	9.55
1990-91	WSU	229	8.18
1991-92	UCLA	258	7.82
1992-93	ASU	337	12.04
1993-94	OSU	235	8.70
1994-95	ASU	345	10.45
1995-96	WASH	269	9.61
1996-97	ARIZ	358	10.53
1997-98	ARIZ	352	10.06
1998-99	OSU	308	9.94
1999-00	USC	275	9.17
2000-01	ARIZ	283	7.86
2001-02	USC	287	8.97
2002-03	USC	276	9.20
2003-04	USC	249	8.89
2004-05	USC	240	8.28
2005-06	ARIZ	322	9.76
2006-07	OSU	246	7.69
2007-08	UCLA	285	7.311
2008-09	UCLA	292	8.34
2009-10	OSU	262	8.16
2010-11	OSU	293	9.45
2011-12	OSU	328	9.11
2012-13	ORE	314	8.49
2013-14	UCLA	341	9.22
2014-15	OSU	241	7.77
2015-16	WASH	258	7.59
2016-17	USC	252	7.00
2017-18	WASH	274	8.06
2018-19	WASH	323	8.97
2019-20	ASU	249	8.03

BLOCKED SHOTS

Year	Team	BLKS	AVG
1978-79	ASU	165	5.50
1979-80	ASU	163	5.62
1980-81	ASU	144	5.14
1981-82	ASU	92	3.41
1982-83	UCLA	92	3.17
1983-84	UCLA	97	3.46
1984-85	ASU	106	3.79
1985-86	USC	127	4.54
1986-87	ARIZ	120	4.00
1987-88	ARIZ	173	4.55
1988-89	ARIZ	145	4.39
1989-90	ARIZ	185	5.78
1990-91	ARIZ	183	5.23
1991-92	ARIZ	120	3.87
1992-93	UCLA	177	5.36
1993-94	UCLA	119	4.25
1994-95	ASU	165	5.00
1995-96	UCLA	162	5.23
1996-97	ASU	172	5.73
1997-98	USC	122	4.36
1998-99	USC	124	4.43
1999-00	ARIZ	192	5.65
2000-01	USC	151	4.44
2001-02	WASH	139	4.79
2002-03	ASU	139	4.34
2003-04	ARIZ	135	4.50
2004-05	OSU	126	3.94
2005-06	OSU	147	4.74
2006-07	STAN	184	5.94
2007-08	STAN	187	5.19
2008-09	USC	165	4.71
2009-10	WSU	140	4.52
2010-11	UCLA	199	5.85
2011-12	UCLA	153	4.64
2012-13	ASU	211	6.09
2013-14	ASU	182	5.52
2014-15	UTAH	175	5.00
2015-16	WASH	224	6.59
2016-17	ORE	248	6.36
2017-18	WASH	177	5.21
2018-19	WASH	206	5.72
2019-20	WASH	192	6.00

SCORING

YEAR	PLAYER	G	PTS	AVG
1927-28	S: Vern Corbin, CAL	—	100	—
1928-29	S: Vern Corbin, CAL	—	90	—
1929-30	N: Harold Stowell, Idaho	16	171	10.7
	S: Kent Pursell, CAL	—	84	—
1930-31	N: Huntley Gordon, WSU	16	171	10.7
	S: Jack Read, CAL	—	72	—
1931-32	N: Huntley Gordon, WSU	16	135	8.4
	S: Jerry Nemer, USC	—	132	—
1932-33	N: Ed Lewis, OSU	16	173	10.8
	S: Hal Eifert, CAL	11	131	11.9
1933-34	N: Bob Galer, WASH	16	176	11.0
	S: Lee Guttero, USC	12	140	11.7
1934-35	N: Bob Galer, WASH	16	152	9.5
	S: Lee Guttero, USC	12	186	15.5
1935-36	N: Wally Palmberg, OSU	16	187	11.7
	S: Hank Luisetti, STAN	12	172	14.3
1936-37	N: Ivar Nelson, WSU	16	156	9.8
	S: Hank Luisetti, STAN	12	208	17.3
1937-38	N: Laddie Gale, ORE	20	249	12.5
	S: Hank Luisetti, STAN	12	232	19.3
1938-39	N: Laddie Gale, ORE	16	186	11.6
	S: Ralph Vaughn, USC	12	180	15.0
1939-40	N: John Dick, ORE	16	183	11.4
	S: Jackie Robinson, UCLA	12	148	12.3
1940-41	N: Vic Townsend, ORE	16	174	10.9
	S: Jackie Robinson, UCLA	12	133	11.1
1941-42	N: Ray Turner, Idaho	16	192	12.0
	S: Ernie Handlesman, UCLA	12	134	11.2
1942-43	N: Gale Bishop, WSU	16	224	14.0
	S: Gene Rock, USC	8	107	13.4
1943-44	N: Bob Hamilton, ORE	16	172	10.8
	S: Dick West, UCLA	6	48	8.0
1944-45	N: Vince Hanson, WSU	16	253	15.8
	S: Jack Nichols, USC	4	48	12.0
1945-46	N: Red Rocha, OSU	16	194	12.1
	S: Andy Wolfe, CAL	12	177	14.8
1946-47	N: Red Rocha, OSU	16	215	13.4
	S: Don Barksdale, UCLA	12	198	16.5
1947-48	N: Jack Nichols, WASH	16	265	16.6
	S: Chuck Hanger, CAL	12	170	14.2
1948-49	N: Roger Wiley, ORE	16	235	14.7
	S: Bill Sharman, USC	12	203	16.9
1949-50	N: Gene Conley, WSU	16	220	13.8
	S: Bill Sharman, USC	12	238	19.8
1950-51	N: Bob Houbregs, WASH	16	198	12.4
	S: Dick Ridgeway, UCLA	12	217	18.1
1951-52	N: Bob Houbregs, WASH	13	251	19.3
	S: Ed Tucker, STAN	12	184	15.3
1952-53	N: Bob Houbregs, WASH	16	406	25.4
	S: Bob McKeen, CAL	12	234	19.5
1953-54	N: Swede Halbrook, OSU	16	333	20.8
	S: Russ Lawler, STAN	12	210	17.5
1954-55	N: Jim Loscutoff, ORE	16	314	19.6
	S: Bob McKeen, CAL	12	267	22.3
1955-56	Willie Naulls, UCLA	16	378	23.6
1956-57	Dave Gambee, OSU	16	353	22.1
1957-58	Gary Simmons, Idaho	16	346	21.6
1958-59	Walt Torrence, UCLA	16	344	21.5
1959-60	Bill Hanson, WASH	12	189	17.2
1960-61	John Rudometkin, USC	10	248	24.8
1961-62	John Rudometkin, USC	12	273	22.8
1962-63	Gordon Martin, USC	12	260	21.7
1963-64	Gail Goodrich, UCLA	15	326	21.7
1964-65	Jim Jarvis, USC	14	320	22.9
1965-66	John Block, USC	14	385	27.5
1966-67	Lew Alcindor, UCLA	14	384	27.4
1967-68	Lew Alcindor, UCLA	13	357	27.5
1968-69	Lew Alcindor, UCLA	14	309	22.1
1969-70	Stan Love, ORE	14	296	20.8
1970-71	Stan Love, ORE	14	382	27.3
1971-72	Bill Walton, UCLA	14	334	23.9
1972-73	Louie Nelson, WASH	14	307	21.9
1973-74	Ron Lee, ORE	14	269	19.2
1974-75	Steve Puidokas, WSU	25	559	22.4
1975-76	Richard Washington, UCLA	32	644	20.1
1976-77	Greg Ballard, ORE	29	629	21.7
1977-78	Cliff Robinson, USC	24	442	18.4
1978-79	David Greenwood, UCLA	30	596	19.9
1979-80	Don Collins, WSU	28	647	23.1

YEAR	PLAYER	G	PTS	AVG
1980-81	Steve Johnson, OSU	28	589	21.0
1981-82	Mark McNamara, CAL	27	593	22.0
1982-83	Byron Scott, ASU	33	713	21.6
1983-84	Keith Jones, STAN	31	619	20.0
1984-85	A.C. Green, OSU	31	591	19.1
1985-86	Reggie Miller, UCLA	29	750	25.9
1986-87	Jose Ortiz, OSU	30	668	22.3
1987-88	Anthony Taylor, ORE	26	555	21.3
1988-89	Sean Elliott, ARIZ	33	735	22.3
1989-90	Gary Payton, OSU	29	746	25.7
1990-91	Terrell Brandon, ORE	28	745	26.6
1991-92	Harold Miner, USC	30	789	26.3
1992-93	Chris Mills, ARIZ	28	570	20.4
1993-94	Lamond Murray, CAL	30	729	24.3
1994-95	Damon Stoudamire, ARIZ	30	684	22.8
1995-96	Shareef Abdur-Rahim, CAL	28	590	21.1
1996-97	Ed Gray, CAL	26	644	24.8
1997-98	Jeremy Veal, ASU	32	666	20.8
1998-99	Jason Terry, ARIZ	29	635	21.9
1999-00	Eddie House, ASU	32	736	23.0
2000-01	Sean Lampley, CAL	31	605	19.5
2001-02	Casey Jacobsen, STAN	30	658	21.9
2002-03	Joe Shipp, CAL	31	632	20.4
2003-04	Ike Diogu, ASU	27	615	22.8
2004-05	Ike Diogu, ASU	32	724	22.6
2005-06	Leon Powe, CAL	27	553	20.5
2006-07	Aaron Brooks, ORE	35	621	17.7
2007-08	Ryan Anderson, CAL	33	697	21.1
2008-09	James Harden, ASU	35	704	20.1
2009-10	Landry Fields, STAN	32	704	22.0
2010-11	Klay Thompson, WSU	34	733	21.6
2011-12	Brock Motum, WSU	34	613	18.0
2012-13	Brock Motum, WSU	32	597	18.7
2013-14	Roberto Nelson, OSU	32	663	20.7
2014-15	Joseph Young, ORE	36	745	20.7
2015-16	Andrew Andrews, Sr., WASH	34	712	20.9
2016-17	Markelle Fultz, Fr., WASH	25	579	23.2
2017-18	Aaron Holiday, Jr., UCLA	33	671	20.3
2018-19	Robert Franks, Sr., WSU	27	583	21.6
2019-20	Payton Pritchard, Sr., ORE	31	635	20.5

Champion based on total conference points, 1927-28 - 1958-59; scoring average in conference games, 1959-60 - 1973-74; scoring average in all games, 1974-75 - Present.



REBOUNDING

YEAR	PLAYER	G	REB	AVG
1959-60	Darrall Imhoff, CAL	12	148	12.3
1960-61	Bill McClintock, CAL	12	145	12.1
1961-62	Bill Hanson, WASH	12	132	12.0
1962-63	Tom Dose, STAN	12	137	11.4
1963-64	Ted Werner, WSU	15	196	13.1
1964-65	Ted Werner, WSU	14	183	13.1
1965-66	Jim McKean, WSU	14	156	11.1
1966-67	Lew Alcindor, UCLA	14	197	14.1
1967-68	Lew Alcindor, UCLA	13	212	16.3
1968-69	Lew Alcindor, UCLA	14	191	13.6
1969-70	Sidney Wicks, UCLA	14	181	12.9
1970-71	Steve Hawes, WASH	14	211	15.1
1971-72	Bill Walton, UCLA	14	239	17.1
1972-73	Bill Walton, UCLA	14	228	16.3
1973-74	Bill Walton, UCLA	12	172	14.4
1974-75	Rich Kelley, STAN	26	300	11.5
1975-76	Ed Schweitzer, STAN	27	302	11.2
1976-77	Marques Johnson, UCLA	27	301	11.1
1977-78	David Greenwood, UCLA	28	319	11.4
1978-79	Cliff Robinson, USC	21	243	11.6
1979-80	Kimberly Belton, STAN	26	255	9.8
1980-81	Mark McNamara, CAL	26	272	10.5
1981-82	Mark McNamara, CAL	27	341	12.6
1982-83	A.C. Green, OSU	31	235	7.6
1983-84	Pete Williams, ARIZ	28	278	9.9
1984-85	A.C. Green, OSU	31	286	9.2
1985-86	Jerry Adams, ORE	28	289	10.3
1986-87	Dwayne Scholten, WSU	28	257	9.2
1987-88	Trevor Wilson, UCLA	30	281	9.4
1988-89	Trevor Wilson, UCLA	31	269	8.7
1989-90	Adam Keefe, STAN	30	272	9.1
	Trevor Wilson, UCLA	33	299	9.1
1990-91	Adam Keefe, STAN	33	313	9.5
1991-92	Adam Keefe, STAN	29	355	12.2
1992-93	Lester Neal, ASU	28	252	9.0
1993-94	Ed O'Bannon, UCLA	28	245	8.8
1994-95	Jaha Wilson, USC	28	284	10.1
1995-96	Mark Hendrickson, WSU	23	219	9.5
1996-97	Tim Young, STAN	30	253	8.4
1997-98	Carlos Daniel, WSU	28	282	10.1
1998-99	Todd MacCulloch, WASH	29	345	11.9
1999-00	Mark Madsen, STAN	23	214	9.3
2000-01	Awvee Storey, ASU	29	263	9.1
2001-02	Curtis Borchardt, STAN	29	332	11.4
2002-03	Philip Ricci, OSU	28	230	8.2
2003-04	Leon Powe, CAL	27	256	9.5
2004-05	Ike Diogu, ASU	32	312	9.8
2005-06	Leon Powe, CAL	27	273	10.1
2006-07	Jon Brockman, WASH	32	307	9.6
2007-08	Jon Brockman, WASH	32	370	11.6
2008-09	Jon Brockman, WASH	34	391	11.5
2009-10	Nikola Vucevic, USC	30	283	9.4
2010-11	Nikola Vucevic, USC	34	350	10.3
2011-12	André Roberson, COLO	36	401	11.1
2012-13	André Roberson, COLO	31	347	11.2
2013-14	Richard Solomon, CAL	30	307	10.2
2014-15	Josh Hawkinson, So., WSU	31	334	10.8
2015-16	Josh Hawkinson, Jr., WSU	29	321	11.1
2016-17	Ivan Rabb, So., CAL	31	324	10.5
2017-18	Deandre Ayton, Fr., ARIZ	35	405	11.6
2018-19	Zylan Cheatham, Sr., ASU	34	351	10.3
2019-20	Tyler Bey, Jr., COLO	31	280	9.0

FIELD GOAL PERCENTAGE

YEAR	PLAYER	G	FG-FGA	PCT
1959-60	Bill Hanson, WASH	12	68-121	.562
1960-61	Ed Corell, WASH	12	50-99	.505
1961-62	Pete Blackman, UCLA	12	53-95	.558
1962-63	Charlie Hart, WASH	12	31-64	.484
1963-64	Jack Hirsch, UCLA	15	83-153	.542
1964-65	Ed Fredenberg, OSU	14	36-66	.545
1965-66	Jack Gilbert, STAN	14	35-58	.603
1966-67	Rich Baker, STAN	14	52-80	.650
1967-68	Lew Alcindor, UCLA	13	144-221	.652
	Vic Bartolome, OSU	14	86-132	.652
1968-69	Lew Alcindor, UCLA	14	128-203	.631
1969-70	Vic Bartolome, OSU	14	103-177	.582
1970-71	Neal Jurgenson, OSU	14	52-98	.531
1971-72	Bill Walton, UCLA	14	130-200	.650
1972-73	Bill Walton, UCLA	14	119-199	.598
1973-74	Bill Walton, UCLA	12	93-134	.694
1974-75	Lars Hansen, WASH	25	106-171	.596
1975-76	Paul Miller, OSU	27	99-169	.586
1976-77	Steve Johnson, OSU	28	159-267	.596
1977-78	Bill McShane, OSU	26	67-120	.558
1978-79	Steve Johnson, OSU	27	197-298	.661
1979-80	Steve Johnson, OSU	30	211-297	.710•
1980-81	Steve Johnson, OSU	28	235-315	.746•
1981-82	Mark McNamara, CAL	27	231-329	.702•
1982-83	Johnny Rodgers, STAN	28	120-204	.588
1983-84	A.C. Green, OSU	23	134-204	.657
1984-85	Pete Williams, ARIZ	31	145-239	.607
1985-86	Reggie Miller, UCLA	29	274-493	.556
1986-87	Chris Welp, WASH	35	281-473	.594
1987-88	Howard Wright, STAN	33	196-315	.622
1988-89	Trent Edwards, ASU	28	208-330	.630
1989-90	Adam Keefe, STAN	30	210-335	.627
1990-91	Brian Williams, ARIZ	35	195-315	.619
	Richard Lucas, ORE	28	169-272	.619
1991-92	Scott Haskin, OSU	31	226-369	.612
1992-93	Alfred Grigsby, CAL	29	116-194	.598
1993-94	Fred Ferguson, WSU	31	134-203	.660
1994-95	Mark Hendrickson, WSU	30	183-292	.627
1995-96	Jelani McCoy, UCLA	31	138-204	.676
1996-97	Jelani McCoy, UCLA	32	152-201	.756
1997-98	Todd MacCulloch, WASH	30	225-346	.650•
1998-99	Todd MacCulloch, WASH	29	210-317	.662•
1999-00	Mark Madsen, STAN	23	108-184	.587
2000-01	Solomon Hughes, CAL	31	107-170	.629
2001-02	Channing Frye, ARIZ	34	122-205	.595
2002-03	Andre Patterson, UCLA	24	76-125	.608
2003-04	Jeff McMillan, USC	28	119-189	.630
2004-05	Ike Diogu, ASU	32	229-398	.575
2005-06	Luc Richard Mbah a Moute, UCLA	39	134-249	.538
2006-07	Taj Gibson, USC	37	174-312	.558
2007-08	Jordan Hill, ARIZ	34	184-297	.620
2008-09	Jeff Pendergraph, ASU	35	198-300	.660•
2009-10	Eric Boateng, ASU	33	117-176	.665
2010-11	Brock Motum, WSU	35	106-177	.599
2011-12	Devon Collier, OSU	36	176-286	.615
2012-13	Arsalan Kazemi, ORE	35	113-190	.595
2013-14	Devon Collier, OSU	30	143-236	.606
2014-15	Jakob Poeltl, Fr., UTAH	34	128-188	.681
2015-16	Jakob Poeltl, So., UTAH	36	228-353	.646
2016-17	Jordan Bell, Jr., ORE	39	171-269	.636
2017-18	Romello White, Fr., ASU	31	120-184	.652
2018-19	Josh Sharma, Sr., STAN	31	132-196	.673
2019-20	Onyeka Okongwu, Fr., USC	28	175-284	.616

FREE THROW PERCENTAGE

YEAR	PLAYER	G	FT-FTA	PCT
1959-60	Gary Cunningham, UCLA	10	28-28	1.000
1960-61	Earl Schultz, CAL	12	45-53	.849
1961-62	Darrell Sutherland, STAN	12	37-45	.822
1962-63	Dick Smith, CAL	12	34-42	.810
1963-64	Tom Dose, STAN	15	71-86	.826
1964-65	Jim Jarvis, OSU	14	62-72	.861
1965-66	John Block, USC	14	125-148	.844
1966-67	Charlie Perkins, CAL	14	67-79	.848
1967-68	John Pinkstaff, ORE	14	49-58	.845
1968-69	Blaine Ellis, WSU	14	37-43	.860
1969-70	Gary Freeman, OSU	12	36-43	.837
1970-71	Bill Drozdiak, ORE	14	50-58	.862
1971-72	Dan Anderson, USC	14	40-45	.889
1972-73	Steve Ericksen, OSU	14	21-23	.913
1973-74	Dan Anderson, USC	14	41-46	.891
1974-75	Rich Kelley, STAN	26	144-173	.832
1975-76	Rocky Smith, OSU	27	144-174	.824
1976-77	Greg Ballard, ORE	29	153-179	.856
1977-78	Don Vaughn, WASH	26	52-58	.896
1978-79	Rob Cross, ORE	27	81-93	.871
1979-80	Joe Nehls, ARIZ	27	108-122	.885
1980-81	Rod Foster, UCLA	25	60-66	.909
1981-82	Rod Foster, UCLA	27	95-100	.950•
1982-83	Michael Holton, UCLA	29	64-75	.853
1983-84	Chris Beasley, ASU	28	112-128	.875
1984-85	Novian Whitsitt, STAN	28	68-80	.850
1985-86	Steve Kerr, ARIZ	32	71-79	.899
1986-87	Terry Taylor, STAN	28	56-66	.848
1987-88	Todd Lichti, STAN	33	174-198	.879
1988-89	Alex Austin, ASU	28	69-80	.863
1989-90	Eldridge Recasner, WASH	26	99-112	.884
1990-91	Kevin Mixon, ORE	28	60-65	.923
1991-92	Don MacLean, UCLA	32	197-214	.921•
1992-93	Mark Pope, WASH	27	112-130	.862
1993-94	Dylan Rigdon, ARIZ	34	82-92	.891
1994-95	Dion Cross, STAN	29	91-110	.827
1995-96	Dion Cross, STAN	29	81-88	.920
1996-97	Kris Johnson, UCLA	31	96-115	.835
1997-98	Arthur Lee, STAN	35	164-185	.886
1998-99	Arthur Lee, STAN	33	140-158	.886
1999-00	Ryan Mendez, STAN	31	63-72	.875
	David Mosley, STAN	31	63-72	.875
2000-01	Ryan Mendez, STAN	34	94-101	.931
2001-02	Salim Stoudamire, ARIZ	34	103-114	.904
2002-03	Luke Ridnour, ORE	33	162-184	.880
	Jason Kapono, UCLA	29	81-92	.880
2003-04	Chris Hernandez, STAN	30	96-105	.914
2004-05	Salim Stoudamire, ARIZ	36	122-134	.910
2005-06	Chris Hernandez, STAN	30	109-121	.901
2006-07	Tajuan Porter, ORE	35	80-88	.909
2007-08	Darren Collison, UCLA	33	102-117	.872
2008-09	Darren Collison, UCLA	35	113-126	.897
2009-10	Jerome Randle, CAL	35	139-149	.933
2010-11	E.J. Singler, ORE	39	104-122	.852
2011-12	E.J. Singler, ORE	34	110-121	.909
2012-13	Mark Lyons, ARIZ	35	125-146	.856
2013-14	Joseph Young, ORE	34	155-176	.881
2014-15	Joseph Young, ORE	36	124-134	.925
2015-16	Andrew Andrews, WASH	34	273-321	.850
2016-17	Lauri Markkanen, Fr., ARIZ	37	137-164	.835
2017-18	Elijah Brown, Sr., ORE	36	80-86	.930
2018-19	Robert Franks, Sr., WSU	27	106-125	.848
2019-20	Tyrell Terry, Fr., STAN	31	98-110	.891

THREE-POINT FIELD GOAL PERCENTAGE

YEAR	PLAYER	G	3P-3PA	PCT
1986-87	Terry Taylor, STAN	28	40-82	.488
1987-88	Steve Kerr, ARIZ	38	114-199	.573
1988-89	Matt Anderson, ASU	28	41-80	.513
1989-90	Keith Smith, CAL	32	42-91	.462
1990-91	Billy Dreher, CAL	28	56-112	.500
1991-92	Tracy Murray, UCLA	33	78-156	.500
1992-93	Chris Mills, ARIZ	28	56-116	.483
1993-94	Isaac Fontaine, WSU	31	31-69	.449
1994-95	Dion Cross, STAN	29	82-171	.480
1995-96	Isaac Fontaine, WSU	29	66-136	.485
1996-97	Blake Pengelly, WSU	30	36-74	.486
1997-98	Ryan Mendez, STAN	34	45-95	.474
1998-99	Donald Watts, WASH	25	32-64	.500
1999-00	Jason Kapono, UCLA	33	82-173	.474
2000-01	Michael McDonald, STAN	34	56-109	.514
2001-02	Grant Leep, WASH	29	39-74	.527
2002-03	Thomas Kelati, WSU	27	62-136	.456
2003-04	Chris Hernandez, STAN	30	46-100	.460
2004-05	Salim Stoudamire, ARIZ	36	120-238	.504•
2005-06	Sasa Cucic, OSU	30	36-73	.493
2006-07	Darren Collison, UCLA	35	51-114	.447
2007-08	Darren Collison, UCLA	33	53-101	.525
2008-09	Michael Roll, UCLA	35	51-99	.515
2009-10	Theo Robertson, CAL	29	48-106	.453
2010-11	Derrick Williams, ARIZ	38	42-74	.568
2011-12	Brendon Lavender, ARIZ	35	55-113	.487
2012-13	John Gage, STAN	34	45-101	.446
2013-14	Jason Calliste, ORE	34	65-129	.504
2014-15	Jordan Mathews, CAL	33	70-158	.443
2015-16	George King, So., COLO	34	68-149	.456
2016-17	Grant Mullins, Sr., CAL	32	71-165	.4303
2017-18	Viont'e Daniels, Jr., WSU	31	71-156	.455
2018-19	Matt Bradley, Fr., CAL	31	50-106	.472
2019-20	Will Richardson, So., ORE	31	38-81	.469

ASSISTS AVERAGE

YEAR	PLAYER	G	A	AVG
1974-75	Chester Dorsey, WASH	25	139	5.6
1975-76	Ron Lee, ORE	30	184	6.1
1976-77	George Tucker, OSU	29	186	6.4
1977-78	Roy Hamilton, UCLA	28	167	6.0
1978-79	Russell Brown, ARIZ	27	247	9.2
1979-80	Russell Brown, ARIZ	27	200	7.4
1980-81	Russell Brown, ARIZ	27	166	6.1
1981-82	Lester Conner, OSU	30	153	5.1
1982-83	Ralph Jackson, UCLA	29	148	5.1
1983-84	Ralph Jackson, UCLA	28	159	5.7
1984-85	Larry Friend, USC	29	176	6.1
1985-86	Pooh Richardson, UCLA	29	179	6.2
1986-87	Gary Payton, OSU	30	229	7.6
1987-88	Gary Payton, OSU	31	230	7.4
1988-89	Gary Payton, OSU	30	244	8.1
1989-90	Gary Payton, OSU	29	235	8.1
1990-91	Darrick Martin, UCLA	32	217	6.8
1991-92	Marcus Lollie, STAN	29	189	6.5
1992-93	Jason Kidd, CAL	29	222	7.7
1993-94	Jason Kidd, CAL	30	272	9.07•
1994-95	Damon Stoudamire, ARIZ	30	220	7.3
1995-96	Brevin Knight, STAN	29	212	7.3
1996-97	Brevin Knight, STAN	30	234	7.8•
1997-98	Ahlon Lewis, ASU	32	294	9.2•
1998-99	Jason Terry, ARIZ	29	159	5.5
1999-00	Brandon Granville, USC	30	248	8.3
2000-01	Brandon Granville, USC	34	207	6.1
2001-02	Luke Walton, ARIZ	31	194	6.3
2002-03	Luke Ridnour, ORE	33	218	6.6
2003-04	Cedric Bozeman, UCLA	28	155	5.5
2004-05	Will Conroy, WASH	34	219	6.4
2005-06	Jordan Farmar, UCLA	37	189	5.1
2006-07	Mustafa Shkur, ARIZ	31	215	6.9
2007-08	Mitch Johnson, STAN	36	188	5.2
2008-09	Jerome Randle, CAL	33	165	5.0
2009-10	Derek Glasser, ASU	33	158	4.8
2010-11	Isaiah Thomas, WASH	35	213	6.1
2011-12	Reggie Moore, WSU	37	193	5.2
2012-13	Larry Drew II, UCLA	35	256	7.3
2013-14	Kyle Anderson, UCLA	36	233	6.5
2014-15	T.J. McConnell, ARIZ	38	238	6.3
2015-16	Julian Jacobs, USC	31	169	5.5
2016-17	Lonzo Ball, Fr., UCLA	36	274	7.6•
2017-18	Jordan McLaughlin, Sr., USC	36	281	7.8
2018-19	Jaylen Hands, So., UCLA	33	201	6.1
2019-20	Payton Pritchard, Sr., ORE	31	172	5.6

• - Led NCAA

All statistics based on Conference games only prior to 1974-75.



BLOCKED SHOTS AVERAGE

YEAR	PLAYER	G	BL	AVG
1977-78	James Donaldson, WSU	27	82	3.0
1978-79	James Donaldson, WSU	26	76	2.9
1979-80	Stuart House, WSU	28	69	2.5
1980-81	Alton Lister, ASU	26	49	1.9
1981-82	Ken Johnson, USC	28	43	1.5
1982-83	Gerry Wright, USC	24	40	1.7
1983-84	Blair Rasmussen, ORE	29	42	1.4
1984-85	Jon Taylor, ASU	25	42	1.8
1985-86	Chris Welp, WASH	31	67	2.2
1986-87	Anthony Cook, ARIZ	30	69	2.3
1987-88	Anthony Cook, ARIZ	38	75	2.0
1988-89	Anthony Cook, ARIZ	33	84	2.5
1989-90	Ed Stokes, ARIZ	29	49	1.7
1990-91	Keith Owens, UCLA	32	61	1.9
1991-92	Scott Haskin, OSU	31	68	2.2
1992-93	Scott Haskin, OSU	27	51	1.9
1993-94	Michael Stewart, CAL	30	59	2.0
1994-95	Mario Bennett, ASU	33	115	3.5
1995-96	Jelani McCoy, UCLA	31	102	3.3
1996-97	Rodger Farrington, ASU	27	113	4.2
1997-98	Mike Batiste, ASU	32	51	1.6
1998-99	Todd MacCulloch, WASH	29	47	1.6
1999-00	Loren Woods, ARIZ	26	102	3.9
2000-01	Loren Woods, ARIZ	29	84	2.9
2001-02	Curtis Borchardt, STAN	29	83	2.9
2002-03	Tommy Smith, ASU	32	69	2.16
2003-04	Channing Frye, ARIZ	30	63	2.10
2004-05	Ike Diogu, ASU	32	75	2.34
2005-06	Nick DeWitz, OSU	28	59	2.11
2006-07	Robin Lopez, STAN	31	73	2.35
2007-08	Taj Gibson, USC	33	84	2.55
2008-09	Taj Gibson, USC	35	100	2.90
2009-10	DeAngelo Casto, WSU	31	67	2.16
2010-11	Tyler Honeycutt, UCLA	33	68	2.06
2011-12	Eric Moreland, OSU	36	69	1.92
2012-13	Jordan Bachynski, ASU	35	120	3.43
2013-14	Jordan Bachynski, ASU	33	133	4.03•
2014-15	Jordan Bell, Fr., ORE	35	94	2.7
2015-16	Chris Boucher, Jr., ORE	38	110	2.9
2016-17	Chris Boucher, Sr., ORE	31	79	2.5
2017-18	Kenny Wooten, Fr., ORE	36	92	2.6
2018-19	Kylor Kelley, Jr., OSU	31	104	3.4
2019-20	Kylor Kelley, Sr., OSU	31	107	3.5

STEALS AVERAGE

YEAR	PLAYER	G	ST	AVG
1978-79	Don Collins, WSU	27	71	2.6
1979-80	Don Collins, WSU	28	76	2.7
1980-81	Lafayette Lever, ASU	28	74	2.6
1981-82	Lester Conner, OSU	30	91	3.0
1982-83	Craig Ehlo, WSU	30	59	2.0
1983-84	Keith Morrison, WSU	28	48	1.7
1984-85	Keith Morrison, WSU	28	56	2.0
	Keith Ramee, STAN	28	56	2.0
1985-86	Keith Morrison, WSU	30	60	2.0
	Darryl Flowers, OSU	27	55	2.0
1986-87	Derrick Dowell, USC	28	62	2.2
1987-88	Gary Payton, OSU	31	72	2.3
1988-89	Gary Payton, OSU	30	91	3.0
1989-90	Gary Payton, OSU	29	100	3.4
1990-91	Terrell Brandon, ORE	28	63	2.3
1991-92	Stevin Smith, ASU	30	66	2.2
1992-93	Jason Kidd, CAL	29	110	3.8•
1993-94	Jason Kidd, CAL	30	94	3.1
1994-95	Brevin Knight, STAN	28	78	2.8
1995-96	Jason Hamilton, WASH	28	59	2.1
1996-97	Brevin Knight, STAN	30	83	2.8
1997-98	Baron Davis, UCLA	32	77	2.4
1998-99	Jason Terry, ARIZ	29	80	2.8
1999-00	Jeff Trepagnier, USC	29	94	3.2
2000-01	Earl Watson, UCLA	32	62	1.9
2001-02	Errick Craven, USC	32	68	2.1
2002-03	Errick Craven, USC	29	73	2.5
2003-04	Errick Craven, USC	27	62	2.3
2004-05	Gabriel Pruitt, USC	29	56	1.9
2005-06	Hassan Adams, ARIZ	31	82	2.7
2006-07	Darren Collison, UCLA	35	78	2.2
2007-08	James Harden, ASU	34	73	2.2
2008-09	James Harden, ASU	35	59	1.7
2009-10	Seth Tarver, OSU	32	70	2.2
2010-11	Jared Cunningham, OSU	30	85	2.8
2011-12	Jared Cunningham, OSU	36	91	2.5
2012-13	Jordan Adams, UCLA	33	73	2.2
2013-14	Jordan Adams, UCLA	36	95	2.6
2014-15	Gary Payton II, OSU	31	95	3.1
2015-16	Gary Payton II, OSU	32	80	2.5
2016-17	Matisse Thybulle, So., WASH	31	65	2.1
2017-18	Matisse Thybulle, Jr., WASH	34	101	3.0
2018-19	Matisse Thybulle, Sr., WASH	36	126	3.5•
2019-20	CJ Elleby, So., WSU	32	56	1.8

MOST POINTS

Season	3234	ARIZ, 1988 (38 games)
Game	149	UCLA vs. Loyola Marymount (98), Dec. 2, 1990
Conf. Game	127	ARIZ vs. ASU (99), Jan. 15, 1998
Both Teams, Game	247	UCLA (149) vs. Loyola Marymount (98), Dec. 2, 1990
Losing Team, Game	111	WSU vs. ARIZ (115), Mar. 2, 1995 (2 OT)

HIGHEST SCORING AVERAGE

Season	94.6	UCLA, 1972
---------------	------	------------

LARGEST SCORING MARGIN

*Season	30.3	UCLA, 1972 (94.6 offense, 64.3 defense)
Game	100	CAL (108) vs. Pomona Am. Legion (8), 1922
Conf. Game	55	ARIZ (116) vs. WASH (61), Dec. 20, 1988

MOST FIELD GOALS

Season	1210	UCLA, 2017 (36 games)
Game	58	UCLA vs. Loyola Marymount, Dec. 2, 1990

MOST FIELD GOAL ATTEMPTS

Season	2349	ARIZ, 1998
Game	109	ORE vs. Idaho, Feb. 14, 1947

HIGHEST FIELD GOAL PERCENTAGE

Season	.564	OSU, 1981 (862-of-1528)
Game	.769	STAN vs. ORE, Jan. 8, 1983 (30-of-39)

MOST THREE-POINT FIELD GOALS

Season	354	UCLA, 2017
Game	20	USC vs. OSU, Jan. 29, 2000

MOST THREE-POINT FIELD GOAL ATTEMPTS

Season	908	ORE, 2018
Game	51	ASU at Brigham Young, Dec. 1, 1992

HIGHEST THREE-POINT FIELD GOAL PERCENTAGE

Season	.483	ARIZ, 1988 (254-of-526)
Game (min 3 att)	1.000	ASU vs. Manhattan, Dec. 28, 1986 (3-of-3)
	1.000	WASH vs. WSU, Jan. 11, 1992 (3-of-3)

MOST FREE THROWS

Season	686	ARIZ, 1988
Game	47	UCLA vs. USC, Mar. 10, 1956

MOST FREE THROW ATTEMPTS

Season	971	ORE, 1953
Game	63	USC vs. Idaho, 1957
	63	OSU vs. ASU, Feb. 28, 1983

HIGHEST FREE THROW PERCENTAGE

Season	.786	ARIZ, 2004 (511-of-650)
Game (min 15 att.)	1.000	WSU vs. ORE, Jan. 17, 2009 (28-of-28)

REBOUNDS

Season	1670	UCLA, 1964 (30 games)
Game	86	CAL vs. Oklahoma City, Jan. 3, 1972

HIGHEST REBOUNDING AVERAGE

Season	55.7	UCLA, 1964
---------------	------	------------

DEFENSIVE FIELD GOAL PERCENTAGE

Season	.352	STAN, 2000
---------------	------	------------

ASSISTS

Season	771	UCLA, 2017
Game	41	UTAH vs. Mississippi Valley St., Nov. 8, 2019
		OSU vs. Texas-Wesleyan, Dec. 1, 1978

STEALS

Season	358	ARIZ, 1997
Game	27	OSU vs. Hawaii-Hilo, Dec. 22, 1985

BLOCKED SHOTS

Season	248	ORE, 2017
Game	19	STAN vs. USC, Jan. 25, 2007

MOST CONSECUTIVE VICTORIES

*All Games	88	UCLA, 1971-74
*Regular Season	76	UCLA, 1971-74
Pac-12 Games	50	UCLA, 1971-74
*NCAA Tourney	38	UCLA, 1964-74 (10 Tournaments)

MOST CHAMPIONSHIPS

*NCAA	11	UCLA, 1964-65, 1967-73, 75, 95
*Consec. NCAA	7	UCLA, 1967-73
Conference	30	UCLA
Consec. Conf.	13	UCLA, 1967-79
Pac-12 Tournament	7	ARIZ, 1988-90, 2002, 2015, 2017-18
Consec. Conf. Tourn.	4	ARIZ, 1988-90, 2002

WINS AND LOSSES

Win Pct., All Games	1.000	UCLA, 1964 (30-0)
	1.000	UCLA, 1972 (30-0)
	1.000	UCLA, 1973 (30-0)
	1.000	CAL, 1926 (14-0)
	1.000	CAL, 1927 (13-0)
Wins, Season	35	ARIZ, 1988
*Consec. Win Seasons	54	UCLA, 1949-2002
25-Win Ssns., Consec.	10	UCLA, 1967-76
20-Win Ssns., Consec.	20	ARIZ, 1988-2007
Wins, Conf. Season	17	OSU, 1981
	17	ARIZ, 1988, '89, '93, '98, '03
	17	STAN, 2004
Losses, Season	27	WSU, 1953
	27	OSU, 2017
Losses, Conf. Season	18	OSU, 2008
Consec. Conf. Losses	30	UCLA, 1937-40

CONSECUTIVE VICTORIES vs. ONE OPPONENT

*52	UCLA vs. CAL, 1961-85
------------	-----------------------

CONSECUTIVE HOME VICTORIES vs. ONE OPPONENT

46	UCLA vs. WSU, 1950-2004
-----------	-------------------------

ATTENDANCE

Largest, Pac-12 venue	15,517	UCLA at USC (LA Sports Arena), Feb. 27, 1992
Avg., Pac-12 venue	14,591	ARIZ 2015
Pac-12 Home Avg.	8,709	2008 (1,489,187 fans/171 games)
	8,388	2000 (1,258,249 fans/150 games)
	8,340	2009 (1,442,792 fans/173 games)
	8,208	2005 (1,222,929 fans/149 games)
	8,177	2007 (1,414,601 fans/173 games)
	8,157	2004 (1,182,772 fans/145 games)
	8,088	1996 (1,100,028 fans/136 games)

* - NCAA record as of 2017-18 NCAA Records Book



MOST POINTS

Career	2608	Don MacLean, UCLA, 1989-92 (128 games)
Conf. Career	1486	Don MacLean, UCLA, 1989-92
Season	870	Lew Alcindor, UCLA, 1967 (30 games)
Conf. Season	500	Reggie Miller, UCLA, 1986 (18 games)
Game	61	Lew Alcindor, UCLA vs. WSU, Feb. 25, 1967
	61	Eddie House, ASU vs. CAL, Jan. 8, 2000

HIGHEST SCORING AVERAGE

Career	26.4	Lew Alcindor, UCLA, 1967-69
Conf. Career	25.6	Lew Alcindor, UCLA, 1967-69
Season	29.0	Lew Alcindor, UCLA, 1967
Conf. Season	27.8	Reggie Miller, UCLA, 1986

MOST FIELD GOALS

Career	943	Lew Alcindor, UCLA, 1967-69 (88 games)
	943	Don MacLean, UCLA, 1989-92 (128 games)
Season	346	Lew Alcindor, UCLA, 1967 (30 games)
Game	26	Lew Alcindor, UCLA vs. WSU, Feb. 25, 1967

MOST FIELD GOAL ATTEMPTS

Career	1776	Don MacLean, UCLA, 1989-92 (128 games)
Season	626	Ron Tomsic, STAN, 1953 (27 games)
Game	38	Gary Payton, OSU vs. USC, Feb. 22, 1990

HIGHEST FIELD GOAL PERCENTAGE

*Career	.678	Steve Johnson, OSU, 1977-81 (828-1222)
Season	.746	Steve Johnson, OSU, 1981 (235-315) (NCAA Min. 5 made per game)
	.756	Jelani McCoy, UCLA, 1997 (152-201) (Pac-10 Min. 4 made per game)
Game (min. 10 att.)	1.000	Steve Johnson, OSU vs. Hawaii-Hilo, Dec. 5, 1979 (13-13)
Conf. Game	1.000	Eric Boateng, ASU vs. STAN, Feb. 25, 2010 (11-11)
	1.000	Bryce Taylor, ORE vs. USC, Mar. 10, 2007 (11-11)
	1.000	Tommy Smith, ASU vs. WASH, Feb. 10, 2001 (11-11)
	1.000	Marques Johnson, UCLA vs. CAL, Feb. 27, 1976 (11-11)
	1.000	Five players tied (10-10)

MOST THREE-POINT FIELD GOALS

Career	342	Salim Stoudamire, ARIZ, 2002-05
Season	120	Salim Stoudamire, ARIZ, 2005
Game	11	Alfonso Plummer, UTAH vs. OSU, March 11, 2020
Consecutive	12	Brian Wright, WSU vs. OSU (4), ORE (8), Feb. 18-21, 1988

MOST THREE-POINT FIELD GOAL ATTEMPTS

Career	891	Stevin Smith, ASU, 1991-94
Season	300	Stevin Smith, ASU, 1993
Game	19	Anthony Pendleton, USC vs. STAN, Mar. 2, 1989 (8/19)

HIGHEST THREE-POINT FIELD GOAL PERCENTAGE

Career	.477	Todd Lichti, STAN, 1986-89 (112-235) (Min. 2 seasons)
*Season	.573	Steve Kerr, ARIZ, 1988 (114-199) (Min. 100 made per season)
Game (min 5 att.)	1.000	Maurice Jones, USC vs. South Carolina, Nov. 26, 2011 (7-7)
	1.000	Bryce Taylor, ORE vs. USC, Mar. 10, 2007 (7-7)
	1.000	Jawann McClellan, ARIZ vs. New Mexico St., Nov. 19, 2006 (7-7)
	1.000	Dion Cross, STAN vs. ARIZ, Mar. 7, 1996 (7-7)
	1.000	Four players tied (6-6)
	1.000	21 players tied (5-5)

* - NCAA record as of 2019-20 NCAA Records Book

MOST FREE THROWS

Career	711	Don MacLean, UCLA, 1989-92
Season	273	Andrew Andrews, WASH, 2016
Game	23	Bryan Rison, WSU vs. ORE, Feb. 14, 1980
Consec., All Games	62	Luke Ridnour, ORE, 2003
Consec., Conf. Games	62	Luke Ridnour, Jan. 4 - Feb. 22, 2003

MOST FREE THROW ATTEMPTS

Career	886	Adam Keefe, STAN, 1989-92
Season	328	Swede Halbrook, OSU, 1954
Game	28	Swede Halbrook, OSU vs. Idaho, Jan. 22, 1954 (made 13)

HIGHEST FREE THROW PERCENTAGE

Career	.900	Joseph Young, ORE, 2014-15 (279-310)
Season	.950	Rod Foster, UCLA, 1982 (95-100)
Game (min 10 att.)	1.000	John Block, USC vs. WASH, Feb. 11, 1966 (21-21)

MOST REBOUNDS

Career	1375	Mel Counts, OSU, 1962-64
Conf. Career	687	Bill Walton, UCLA, 1972-74
Season	506	Bill Walton, UCLA, 1973
Conf. Season	282	Jim Loscutt, ORE, 1955
Game	36	Swede Halbrook, OSU vs. Idaho, Feb. 15, 1955

HIGHEST REBOUNDING AVERAGE

Career	15.7	Bill Walton, UCLA, 1972-74
Conf. Career	16.4	Bill Walton, UCLA, 1972-74
Season	17.2	Jim Loscutt, ORE, 1955
Conf. Season	17.6	Jim Loscutt, ORE, 1955

MOST ASSISTS

Career	938	Gary Payton, OSU, 1987-90
Season	294	Ahlon Lewis, ASU, 1998
Game	19	Russell Brown, ARIZ vs. Grand Canyon, Dec. 8, 1979
		Jordan McLaughlin, USC vs. UC Santa Barbara, Dec. 17, 2017
Conf. Game	18	Jason Kidd, CAL vs. STAN, Jan. 20, 1993

HIGHEST ASSISTS AVERAGE

Career	8.4	Jason Kidd, CAL, 1993-94
Season	9.19	Ahlon Lewis, ASU, 1998 (294 in 32 games)

MOST STEALS

Career	321	Gary Payton, OSU, 1987-90
Season	110	Jason Kidd, CAL, 1993
Conf. Season	71	Matisse Thybulle, WASH, 2019
Game	11	Tyus Edney, UCLA vs. George Mason, Dec. 22, 1994
Conf. Game	9	Brevin Knight, STAN vs. USC, Feb. 23, '95
	9	Bennett Davison, ARIZ vs. STAN, Feb. 28, 1998

HIGHEST STEALS AVERAGE

Career	3.5	Jason Kidd, CAL, 1993-94
Season	3.8	Jason Kidd, CAL, 1993
Conf. Season	3.9	Matisse Thybulle, WASH, 2019

MOST BLOCKED SHOTS

Career	314	Jordan Bachynski, ASU, 2011-14
Season	133	Jordan Bachynski, ASU, 2014
Game	14	Loren Woods, ARIZ vs. ORE, Feb. 3, 2000
Conf. Game	14	Loren Woods, ARIZ vs. ORE, Feb. 3, 2000

HIGHEST BLOCKED SHOTS AVERAGE

Career	3.4	Loren Woods, ARIZ, 2000-01
Season	4.2	Rodger Farrington, ASU, 1997

MOST PERSONAL FOULS

Career	470	Steve Johnson, OSU, 1977-81
Season	126	Steve Johnson, OSU, 1977

MOST MINUTES

Game	63.5	Gene Ransom, CAL vs. ORE, Feb. 10, 1977 (5 OT)
-------------	------	--

**POINTS
ALL GAMES
(1,500-POINT CLUB)**

1. 2608 Don MacLean, UCLA, 1989-92
2. 2555 Sean Elliott, ARIZ, 1986-89
3. 2375 Chasson Randle, STAN, 2012-15
4. 2336 Todd Lichti, STAN, 1986-89
5. 2325 Lew Alcindor, UCLA, 1967-69
6. 2319 Adam Keefe, STAN, 1989-92
7. 2233 Tres Tinkle, OSU, 2016-20
8. 2172 Gary Payton, OSU, 1987-90
9. 2095 Reggie Miller, UCLA, 1984-87
- 2095 Jason Kapono, UCLA, 2000-03
11. 2085 Ron Lee, ORE, 1973-76
12. 2073 Chris Welp, WASH, 1984-87
13. 2048 Harold Miner, USC, 1990-92
14. 2044 Eddie House, ASU, 1997-2000
15. 2035 Steve Johnson, OSU, 1977-81
16. 2003 Isaac Fontaine, WSU, 1994-97
17. 1984 Jeremy Veal, ASU, 1995-98
- 1984 Jason Gardner, ARIZ, 2000-03
19. 1973 Mel Counts, OSU, 1962-64
20. 1970 Luke Jackson, ORE, 2001-2004
21. 1960 Salim Stoudamire, ARIZ, 2002-05
22. 1946 Ike Diogu, ASU, 2003-05
23. 1939 Anthony Taylor, ORE, 1984-88
24. 1938 Payton Pritchard, ORE, 2017-20
25. 1925 Khalid Reeves, ARIZ, 1991-94
26. 1922 Bryce Alford, UCLA, 2014-17
27. 1894 Steve Puidokas, WSU, 1974-77
28. 1880 C.J. Wilcox, WASH, 2011-14
29. 1849 Damon Stoudamire, ARIZ, 1992-95
30. 1846 Toby Bailey, UCLA, 1995-98
31. 1835 Jerome Randle, CAL, 2007-10
32. 1834 Ron Riley, ASU, 1993-96
33. 1829 Greg Ballard, ORE, 1973-77
34. 1818 Hassan Adams, ARIZ, 2003-06
35. 1815 Ed O'Bannon, UCLA, 1993-95
36. 1812 Andrew Andrews, WASH, 2012-16
37. 1805 Jon Brockman, WASH, 2006-09
38. 1803 Tajuan Porter, ORE, 2007-10
39. 1801 J.R. Henderson, UCLA, 1995-98
40. 1798 Trevor Wilson, UCLA, 1987-90
41. 1797 Tra Holder, ASU, 2015-18
42. 1792 Tracy Murray, UCLA, 1990-92
43. 1791 Michael Dickerson, ARIZ, 1995-98
44. 1789 Channing Frye, ARIZ, 2002-05
45. 1787 Quincy Pondexter, WASH, 2007-10
46. 1784 Charles O'Bannon, UCLA, 1994-97
47. 1776 Sean Lampley, CAL, 1998-2001
48. 1774 Bob Houbregs, WASH, 1951-53
49. 1767 Bill Walton, UCLA, 1972-74
- Stephen Thompson Jr., OSU, 2016-19
51. 1756 Klay Thompson, WSU, 2009-11
52. 1745 Roberto Nelson, OSU, 2011-14
53. 1743 Todd MacCulloch, WASH, 1996-99
54. 1740 Askia Booker, COLO, 2012-15
55. 1734 Josh Shipp, UCLA, 2005-09
56. 1727 Ronnie Coleman, USC, 1988-91
57. 1723 Casey Jacobsen, STAN, 2000-02
58. 1721 Isaiah Thomas, WASH, 2009-11
- David Greenwood, UCLA, 1976-79
60. 1714 Brevin Knight, STAN, 1994-97
61. 1709 Josh Scott, COLO, 2012-16
62. 1700 Eldridge Recasner, WASH, 1987-90
- 1700 Patrick Christopher, CAL, 2007-10
64. 1697 Chase Budinger, ARIZ, 2007-09
65. 1694 A.C. Green, OSU, 1982-85
66. 1690 Gail Goodrich, UCLA, 1963-65
67. 1688 Lamond Murray, CAL, 1992-94



Pac-12 Career Scoring Leader - Don MacLean, UCLA

68. 1674 Orlando Williams, ORE, 1992-95
69. 1673 Stevin Smith, ASU, 1991-94
70. 1666 Joe Shipp, CAL, 2000-03
71. 1664 Miles Simon, ARIZ, 1995-98
72. 1661 Tres Tinkle, OSU, 2016-
73. 1659 Marques Johnson, UCLA, 1974-77
74. 1657 Sam Clancy, USC, 1999-2002
75. 1655 Stan Love, ORE, 1968-71
- Kevin Johnson, CAL, 1984-87
77. 1654 Bob McKeen, CAL, 1952-55
78. 1648 Jordan McLaughlin, USC, 2015-18
79. 1644 Fredrick Jones, ORE, 1999-2002
80. 1642 Malik Hairston, ORE, 2005-08
81. 1639 Darren Collison, UCLA, 2006-09
82. 1638 Kenny Fields, UCLA, 1981-84
83. 1635 Dion Cross, STAN, 1993-96
84. 1619 Chris Mills, ARIZ, 1991-93
85. 1615 Kimberly Belton, STAN, 1977-80
86. 1613 Tyrone Wallace, CAL, 2012-16
87. 1612 Dillon Brooks, ORE, 2015-17
88. 1609 Noah Dickerson, WASH, 2016-19
89. 1608 Leonard Taylor, CAL, 1985-89
90. 1606 Desmon Farmer, USC, 2001-04
91. 1599 Howard Wright, STAN, 1985-89
92. 1592 John Revelli, STAN, 1980-84
93. 1591 Tim Young, STAN, 1995-99
94. 1590 Anthony Cook, ARIZ, 1986-89
95. 1588 Jeff Pendergraph, ASU, 2006-09
96. 1575 Shon Tarver, UCLA, 1991-94
97. 1572 Byron Scott, ASU, 1979-83
98. 1568 Jordan Loveridge, UTAH, 2012-16
99. 1566 Claude Terry, STAN, 1970-72
100. 1563 Don Collins, WSU, 1977-80
101. 1562 Anthony Brown, STAN, 2012-15
102. 1561 Charlie Sitton, OSU, 1981-84
103. 1554 Blair Rasmussen, ORE, 1981-85
104. 1549 Steve Beck, ASU, 1984-87
105. 1548 James Edwards, WASH, 1974-77
- DaVonté Lacy, WSU, 2012-15
107. 1546 E.J. Singler, ORE, 2010-13
108. 1542 Bennie Boatwright, USC, 2016-19
109. 1540 Arron Afflalo, UCLA, 2005-07
110. 1537 Allen Crabbe, CAL, 2011-13
111. 1536 Brian Hendrick, CAL, 1990-93
112. 1530 Brock Motum, WSU, 2010-13
113. 1524 Wayne Carlander, USC, 1982-85
114. 1516 Steve Hawes, WASH, 1970-72
- Keith Jones, STAN, 1980-84
116. 1515 Tyus Edney, UCLA, 1992-95
117. 1510 Aaron Brooks, ORE, 2004-07

118. 1507 David Crisp, WASH, 2016-19
119. 1504 Louie Nelson, WASH, 1971-73

**SCORING AVERAGE
ALL GAMES**

(Min. 2 seasons)

1. 26.4 Lew Alcindor, UCLA, 1967-69
2. 23.5 Harold Miner, USC, 1990-92
3. 22.2 Mel Counts, OSU, 1962-64
4. 22.2 Terrell Brandon, ORE, 1990-91
5. 20.7 Ike Diogu, ASU, 2003-05
6. 21.1 Swede Halbrook, OSU, 1954-55
- Stan Love, ORE, 1969-71
8. 20.8 Steve Hawes, WASH, 1970-72
9. 20.6 Claude Terry, STAN, 1970-72
10. 20.5 Don MacLean, UCLA, 1989-92

**FIELD GOALS
ALL GAMES**

1. 943 Lew Alcindor, UCLA, 1967-69
- Don MacLean, UCLA, 1989-92
3. 896 Sean Elliott, ARIZ, 1986-89
4. 838 Ron Lee, ORE, 1973-76
5. 830 Adam Keefe, STAN, 1989-92
6. 829 Gary Payton, OSU, 1987-90
7. 828 Steve Johnson, OSU, 1977-81
8. 820 Chris Welp, WASH, 1984-87
- Todd Lichti, STAN, 1986-89
10. 769 Reggie Miller, UCLA, 1984-87

**FIELD GOAL ATTEMPTS
ALL GAMES**

1. 2006 Ron Lee, ORE, 1973-76
2. 1794 Eddie House, ASU, 1997-2000
3. 1776 Don MacLean, UCLA, 1989-92
4. 1775 Chasson Randle, STAN, 2012-15
5. 1750 Sean Elliott, ARIZ, 1986-89
6. 1710 Gary Payton, OSU, 1987-90
7. 1675 Ron Riley, ASU, 1993-96
8. 1653 Mel Counts, OSU, 1962-64
9. 1605 Tres Tinkle, OSU, 2016-20
10. 1597 Jeremy Veal, ASU, 1995-98

**FIELD GOAL PERCENTAGE
ALL GAMES**

(Min. 2 seasons/3 made per game)

1. .694 Jelani McCoy, UCLA, 1996-98
(347-of-500)
2. .678 Steve Johnson, OSU, 1977-81
(828-of-1222)
3. .664 Todd MacCulloch, WASH, 1996-99
(702-of-1058)
4. .662 Mark McNamara, CAL, 1981-82
(413-of-624)
5. .651 Bill Walton, UCLA, 1972-74
(747-of-1147)
6. .639 Lew Alcindor, UCLA, 1967-69
(943-of-1476)
7. .642 Fred Ferguson, WSU, 1993-94
(172-of-268)
8. .613 Joseph Blair, ARIZ, 1993-1996
(470-of-767)
9. .608 Jason Collins, STAN, 1997-2001
(262-of-431)
10. .607 Vic Bartolome, OSU, 1968-70
(463-of-763)



POINTS

CONFERENCE GAMES (1,000-POINT CLUB)

- 1. 1486 Don MacLean, UCLA, 1989-92
2. 1340 Todd Lichti, STAN, 1986-89
3. 1331 Sean Elliott, ARIZ, 1986-89
4. 1330 Gary Payton, OSU, 1987-90
5. 1305 Harold Miner, USC, 1990-92
6. 1300 Adam Keefe, STAN, 1989-92
7. 1234 Reggie Miller, UCLA, 1984-87
8. 1219 Jason Kaponu, UCLA, 2000-03
9. 1218 Tres Tinkle, OSU, 2016-20
10. 1209 Jeremy Veal, ASU, 1995-98
11. 1203 Chasson Randle, STAN, 2012-15
12. 1199 Isaac Fontaine, WSU, 1994-97
13. 1191 Anthony Taylor, ORE, 1985-88
14. 1166 Salim Stoudamire, ARIZ, 2002-05
15. 1156 Chris Welp, WASH, 1984-87
16. 1143 Steve Johnson, OSU, 1977-81
17. 1141 Ike Diogu, ASU, 2003-05
18. 1137 Eddie House, ASU, 1997-2000
19. 1127 Luke Jackson, ORE, 2001-04
20. 1116 Orlando Williams, ORE, 1992-95
21. 1113 Todd MacCulloch, WASH, 1996-99
22. 1112 Damon Stoudamire, ARIZ, 1992-95
23. 1107 Khalid Reeves, ARIZ, 1991-94
24. 1105 Stephen Thompson Jr., OSU, 2016-19
25. 1103 Lamond Murray, CAL, 1992-94
26. 1100 Ron Riley, ASU, 1993-96
27. 1096 Steve Beck, ASU, 1984-87
28. 1089 Ron Lee, ORE, 1973-76
29. 1084 A.C. Green, OSU, 1982-85
30. 1079 Eldridge Recasner, WASH, 1987-90
31. 1072 Ronnie Coleman, USC, 1988-91
32. 1068 Brevin Knight, STAN, 1994-97
33. 1067 Andrew Andrews, WASH, 2012-16
34. 1064 Kenny Fields, UCLA, 1981-84
35. 1057 Blair Rasmussen, ORE, 1982-85
36. 1055 Channing Frye, ARIZ, 2002-05
37. 1054 David Greenwood, UCLA, 1976-79
38. 1053 Kevin Johnson, CAL, 1984-87
39. 1050 Lew Alcindor, UCLA, 1967-69
40. 1042 Jason Gardner, ARIZ, 2000-03
41. 1037 Quincy Pondexter, WASH, 2007-10
42. 1033 Dion Cross, STAN, 1993-96
43. 1030 Casey Jacobsen, STAN, 2000-02
44. 1030 Stevin Smith, ASU, 1991-94
45. 1028 Ed O'Bannon, UCLA, 1993-95
46. 1026 Don Collins, WSU, 1977-80
47. 1023 Sean Lampley, CAL, 1998-2001
48. 1014 Bryce Alford, UCLA, 2014-17
49. 1013 Charles O'Bannon, UCLA, 1994-97
50. 1011 Kimberly Belton, STAN, 1977-80
51. 1008 Toby Bailey, UCLA, 1995-98
52. 1006 Roberto Nelson, OSU, 2011-14
53. 1002 Tracy Murray, UCLA, 1990-92

SCORING AVERAGE CONFERENCE GAMES

(Min. 2 seasons)

- 1. 25.6 Lew Alcindor, UCLA, 1967-69
2. 24.2 Harold Miner, USC, 1990-92
3. 23.2 Terrell Brandon, ORE, 1990-91
4. 22.2 Claude Terry, STAN, 1970-72
5. 21.9 Stan Love, ORE, 1969-71
Don MacLean, UCLA, 1989-92
7. 21.3 Steve Hawes, WASH, 1970-72
8. 21.1 Ike Diogu, ASU, 2003-05
9. 20.9 Ed Gray, CAL, 1996-97
10. 20.5 Bill Walton, UCLA, 1972-74

3-POINT FIELD GOALS

ALL GAMES

- 1. 345 Tajuan Porter, ORE, 2007-10
2. 342 Salim Stoudamire, ARIZ, 2002-05
3. 329 Bryce Alford, UCLA, 2014-17
4. 323 Stevin Smith, ASU, 1991-94
5. 318 Jason Gardner, ARIZ, 2000-03
6. 317 Jason Kaponu, UCLA, 2000-03
7. 304 Chasson Randle, STAN, 2012-15
8. 301 C.J. Wilcox, WASH, 2011-14
9. 288 Payton Pritchard, ORE, 2017-20
10. 282 Orlando Williams, ORE, 1992-95

3-POINT FIELD GOAL ATTEMPTS

ALL GAMES

- 1. 896 Tajuan Porter, ORE, 2007-10
2. 891 Stevin Smith, ASU, 1991-94
3. 875 Jason Gardner, ARIZ, 2000-03
4. 831 Ron Riley, ASU, 1993-96
5. 829 Bryce Alford, UCLA, 2014-17
6. 787 Chasson Randle, STAN, 2012-15
7. 773 C.J. Wilcox, WASH, 2011-14
8. 766 David Crisp, WASH, 2016-19
9. 759 Payton Pritchard, ORE, 2017-20
10. 757 Ty Abbott, ASU, 2008-11

3-POINT FIELD GOAL PCT.

ALL GAMES

(Min. 100 made and two seasons)

- 1. .477 Todd Lichti, STAN, 1986-89 (112-of-235)
2. .463 Terry Taylor, STAN, 1986-89 (156-of-337)
3. .458 Salim Stoudamire, ARIZ, 2002-05 (342-of-747)
4. .457 Isaac Fontaine, WSU, 1994-97 (208-of-455)
5. .446 Jason Kaponu, UCLA, 2000-02 (317-of-710)
6. .440 Theo Robertson, CAL, 2006-10 (154-of-350)
7. .437 Dion Cross, STAN, 1993-1996 (241-of-551)
8. .435 Darren Collison, UCLA, 2006-09 (164-of-377)
9. .431 Chris Hernandez, STAN, 2002-06 (198-of-459)
10. .429 Kenny Amman, STAN, 1990-91 (105-of-245)

(Steve Kerr, ARIZ, redshirted during the first season of the three-pointer, 1986-87. In 1987-88, his senior year, he shot 57.3 percent (114-of-199) from that distance)

FREE THROWS

ALL GAMES

- 1. 711 Don MacLean, UCLA, 1989-92
2. 671 Ike Diogu, ASU, 2003-05
3. 652 Adam Keefe, STAN, 1990-92
4. 625 Sean Elliott, ARIZ, 1986-89
5. 591 Brevin Knight, STAN, 1994-97
6. 584 Todd Lichti, STAN, 1986-89
7. 578 Andrew Andrews, WASH, 2012-16
8. 570 Tres Tinkle, OSU, 2016-20
9. 551 Chasson Randle, STAN, 2012-15
10. 543 Mel Counts, OSU, 1962-64

FREE THROW ATTEMPTS

ALL GAMES

- 1. 886 Adam Keefe, STAN, 1989-92
2. 854 Ike Diogu, ASU, 2003-05
3. 827 Don MacLean, UCLA, 1989-92
4. 786 Sean Elliott, ARIZ, 1986-89
5. 741 Brevin Knight, STAN, 1994-97
6. 726 John Revelli, STAN, 1981-84
7. 723 Tres Tinkle, OSU, 2016-20
8. 709 Andrew Andrews, WASH, 2012-16
9. 702 J.R. Henderson, UCLA, 1995-98
10. 699 Lew Alcindor, UCLA, 1967-69

FREE THROW PERCENTAGE

ALL GAMES

(Min. 2 seasons/2 made per game)

- 1. .900 Joseph Young, ORE, 2014-15 (279-of-310)
2. .881 Jerome Randle, CAL, 2007-10 (393-of-446)
3. .880 Rod Foster, UCLA, 1980-83 (309-of-351)
4. .871 Tajuan Porter, ORE, 2007-10 (290-of-333)
5. .8699 Salim Stoudamire, ARIZ, 2002-05 (388-of-446)
6. .8691 Ryan Mendez, STAN, 1998-01 (186-of-214)
7. .868 Rob Closs, ORE, 1977-79 (145-of-167)
8. .86698 Arthur Lee, STAN, 1996-99 (365-of-421)
9. .86695 Curtis Allen, WASH, 2001-04 (202-of-233)
10. .862 Chris Stephens, OSU, 2003-06 (224-of-260)

REBOUNDS

ALL GAMES

(750-REBOUND CLUB)

- 1. 1375 Mel Counts, OSU, 1962-64
2. 1370 Bill Walton, UCLA, 1972-74
3. 1367 Lew Alcindor, UCLA, 1967-69
4. 1283 Jon Brockman, WASH, 2006-09
5. 1119 Adam Keefe, STAN, 1989-92
6. 1114 Greg Ballard, ORE, 1974-77
7. 1081 Tim Young, STAN, 1995-99
8. 1067 Ron Riley, USC, 1970-72
9. 1051 Doug Smart, WASH, 1957-59
10. 1035 Thomas Welsh, UCLA, 2015-18
11. 1022 David Greenwood, UCLA, 1976-79
12. 1019 Bob McKeen, CAL, 1951-55
13. 1015 Josh Hawkinson, WSU, 2014-17
14. 1001 Trevor Wilson, UCLA, 1987-90
15. 997 Doug McClary, WASH, 1951-53
16. 995 Chris Welp, WASH, 1984-87
17. 992 Steve Puidokas, WSU, 1974-77
Don MacLean, UCLA, 1989-92
19. 979 Noah Dickerson, WASH, 2016-19
20. 975 Todd MacCulloch, WASH, 1996-99
975 Channing Frye, ARIZ, 2002-05
22. 974 Josh Scott, COLO, 2012-16
23. 971 Bob Houbregs, WASH, 1951-53
24. 955 Kimberly Belton, STAN, 1977-80
25. 945 Steve Hawes, WASH, 1970-72
26. 944 Rich Kelley, STAN, 1973-75
27. 942 Jeff Pendergraph, ASU, 2006-09
28. 940 Ansley Truitt, CAL, 1970-72
29. 927 Mark Hendrickson, WSU, 1993-96
30. 923 Nick Rakocevic, USC, 2017-20

31.	917	David Kravish, CAL, 2012-15
32.	903	Maarty Leunen, ORE, 2005-08
33.	900	Willie Naulls, UCLA, 1954-56
34.	898	Brian Hendrick, CAL, 1990-93
35.	897	Marques Johnson, UCLA, 1974-77
36.	896	Dan Gadzuric, UCLA, 1999-2002
	896	Taj Gibson, USC, 2007-09
38.	894	Sidney Wicks, UCLA, 1969-71
39.	890	Chet Noe, ORE, 1950-53
40.	889	Sean Lampley, CAL, 1998-2001
41.	882	Tres Tinkle, OSU, 2016-20
		Wesley Gordon, COLO, 2014-17
43.	880	A.C. Green, OSU, 1982-85
44.	879	Kaleb Tarczewski, ARIZ, 2012-16
45.	862	Doug True, CAL, 1977-80
46.	861	Anthony Cook, ARIZ, 1986-89
		Mark Madsen, STAN, 1997-2000
48.	860	Max Anderson, ORE, 1954-56
		Howard Wright, STAN, 1985-89
50.	853	Dwight Powell, STAN, 2011-14
51.	846	Jim Loscutoff, ORE, 1950-55
52.	844	Jim McKean, WSU, 1966-68
53.	839	Sam Clancy, USC, 1999-2002
54.	837	Ted Werner, WSU, 1963-65
55.	834	Josh Huestis, STAN, 2011-14
56.	832	Bruno Boin, WASH, 1956-59
	832	Michael Wright, ARIZ, 1999-01
58.	831	John Rudometkin, USC, 1960-62
59.	828	Dave Gamba, OSU, 1956-58
60.	827	Charlie Sells, WSU, 1960-62
61.	822	Allen Young, USC, 1963-65
62.	821	Ronnie Coleman, USC, 1988-91
63.	820	Ed O'Bannon, UCLA, 1993-95
64.	818	Stan Love, ORE, 1968-71
		J.R. Henderson, UCLA, 1995-98
66.	817	A.J. Bramlett, ARIZ, 1996-99
67.	814	Dave Butler, CAL, 1983-87
68.	808	Sean Elliott, ARIZ, 1986-89
69.	806	Derrick Dowell, USC, 1984-87
70.	802	Ike Diogu, ASU, 2003-05
71.	799	Tyler Bey, COLO, 2018-20
72.	798	John Revelli, STAN, 1980-84
73.	797	Charles O'Bannon, UCLA, 1994-97
74.	796	Curtis Rowe, UCLA, 1969-71
75.	792	James Edwards, WASH, 1974-77
76.	791	Dwight Morrison, Idaho, 1952-54
		Fred Slaughter, UCLA, 1962-64
78.	785	Steve Johnson, OSU, 1977-80
79.	784	Leonard Taylor, CAL, 1985-89
80.	775	Carlos Daniel, WSU, 1995-98
		L.R. Mbah a Moute, UCLA, 2006-08
82.	768	Roy Irvin, USC, 1953-55
		Ed Corell, WASH, 1961-63
84.	767	Wayne Carlander, USC, 1982-85
85.	766	Solomon Hill, ARIZ, 2010-13
86.	763	Jaha Wilson, USC, 1994-97
	763	Jordan Hill, ARIZ, 2007-09
88.	762	Eric Moreland, OSU, 2012-14
89.	758	Reid Travis, STAN, 2015-18
90.	755	Tom Dose, STAN, 1962-64
	755	David Bluthenthal, USC, 1999-2002
92.	757	Quincy Pondexter, WASH, 2007-10
93.	752	Detlef Schrempf, WASH, 1982-85
94.	751	Don Bragg, UCLA, 1952-55

Conference figures do not include Pac-12 Tournament games (1987-90, 2002-18)

REBOUNDING AVERAGE

ALL GAMES

(Min. 2 seasons)

1.	15.7	Bill Walton, UCLA, 1972-74
2.	15.5	Lew Alcindor, UCLA, 1967-69
3.	15.4	Mel Counts, OSU, 1962-64
4.	14.8	Jim Loscutoff, ORE, 1951-55
5.	14.6	Bob Peterson, ORE, 1951-52
6.	13.7	Ron Riley, USC, 1970-72
7.	13.5	Doug Smart, WASH, 1957-59
8.	13.1	Steve Hawes, WASH, 1970-72
9.	12.8	Swede Halbrook, OSU, 1954-55
		Bob Presley, CAL, 1968-69

REBOUNDS

CONFERENCE GAMES

1.	724	Jon Brockman, WASH, 2006-09
2.	687	Bill Walton, UCLA, 1972-74
3.	676	Chris Welp, WASH, 1984-87
4.	646	Doug Smart, WASH, 1957-59
5.	627	Adam Keefe, STAN, 1989-92
6.	600	Lew Alcindor, UCLA, 1967-69
7.	597	Trevor Wilson, UCLA, 1987-90
8.	583	Josh Hawkinson, WSU, 2014-17
9.	581	Don MacLean, UCLA, 1989-92
10.	569	Ron Riley, USC, 1970-72

REBOUNDING AVERAGE

CONFERENCE GAMES

(Min. 2 seasons)

1.	16.4	Bill Walton, UCLA, 1972-74
2.	14.6	Lew Alcindor, UCLA, 1967-69
3.	14.2	Steve Hawes, WASH, 1970-72
4.	13.5	Ron Riley, USC, 1970-72
		Doug Smart, WASH, 1957-59
6.	13.1	Ted Werner, WSU, 1964-65
7.	12.9	Swede Halbrook, OSU, 1954-55
8.	12.4	Willie Naulls, UCLA, 1954-56
9.	12.1	Bob Presley, CAL, 1968-69
10.	11.9	Rich Kelley, STAN, 1973-75

ASSISTS

ALL GAMES

(Min. 2 seasons)

1.	938	Gary Payton, OSU, 1987-90
2.	833	Pooh Richardson, UCLA, 1986-89
3.	810	Russell Brown, ARIZ, 1978-81
4.	780	Brevin Knight, STAN, 1994-97
5.	779	Brandon Granville, USC, 1999-2002
6.	738	Jordan McLaughlin, USC, 2015-18
7.	670	Mustafa Shakur, ARIZ, 2004-07
8.	663	Damon Stoudamire, ARIZ, 1992-95
9.	659	Payton Pritchard, ORE, 2017-20
10.	652	Tyus Edney, UCLA, 1992-95

STEALS

ALL GAMES

(Min. 2 seasons)

1.	331	Matisse Thybulle, WASH, 2016-19
2.	321	Gary Payton, OSU, 1986-90
3.	298	Brevin Knight, STAN, 1994-97
4.	258	Eddie House, ASU, 1997-2000
5.	246	Stevin Smith, ASU, 1990-94
6.	245	Jason Terry, ARIZ, 1996-99
7.	238	Hassan Adams, ARIZ, 2003-06
8.	236	Lafayette Lever, ASU, 1979-82
9.	235	Earl Watson, UCLA, 1998-2001
10.	228	Brandon Granville, USC, 1999-2002

BLOCKED SHOTS

ALL GAMES

1.	314	Jordan Bachynski, ASU, 2011-14
2.	278	Anthony Cook, ARIZ, 1986-89
3.	258	Channing Frye, ARIZ, 2002-05
4.	253	Taj Gibson, USC, 2007-09
5.	233	Jordan Bell, ORE, 2015-17
6.	226	David Kravish, CAL, 2012-15
7.	211	Kylor Kelley, OSU, 2018-20
8.	207	Michael Stewart, CAL, 1994-97
9.	204	Wesley Gordon, COLO, 2014-17
10.	201	Kingsley Okoroh, CAL, 2015-18

TRIPLE-DOUBLES

(All points-rebounds-assists)

(Since 1985)

1.	4	Jason Kidd, CAL vs. UMBC, Dec. 10, 1993 (17-11-11) vs. ARIZ, Jan. 13, 1994 (17-11-11) vs. STAN, Jan. 20, 1994 (15-10-18) vs. UCLA, Jan. 30, 1994 (18-14-12)
2.	3	Andre Iguodala, ARIZ vs. Texas, Dec. 9, 2003 (13-13-10) vs. Liberty, Dec. 28, 2003 (13-11-11) vs. UCLA, Feb. 14, 2004 (14-11-10)
3.	2	Loren Woods, ARIZ vs. ORE, Feb. 3, 2000 (16-10-14)* vs. WASH, Jan. 12, 2001 (13-10-10)* Luke Jackson, ORE vs. WASH, Feb. 17, 2001 (14-11-10) vs. Florida A&M, Dec. 20, 2002 (14-11-10)
5.	1	Kevin Johnson, CAL vs. ARIZ, Jan. 22, 1987 (22-10-12) Gary Payton, OSU vs. Portland, Nov. 26, 1989 (20-14-11) Matt Muehlebach, ARIZ vs. USC, Mar. 9, 1990 (10-11-10) Chris Mills, ARIZ vs. Northern Arizona, Dec. 18, 1991 (19-10-10) Damon Stoudamire, ARIZ vs. ORE, Feb. 23, 1995 (32-12-14) Jelani McCoy, UCLA vs. Maryland, Dec. 9, 1995 (15-10-11)* Toby Bailey, UCLA vs. Stephen F. Austin, Dec. 18, 1995 (23-10-10) Luke Walton, ARIZ vs. USC, Jan. 17, 2002 (27-11-10) Brook Lopez, STAN vs. USC, Jan. 25, 2007 (18-11-12)* Kyle Weaver, WSU vs. STAN, Jan. 13, 2007 (14-13-10) Daniel Hackett, USC vs. South Carolina, Nov. 17, 2008 (22-10-10) Jordan Bachynski, ASU vs. CSUN, Dec. 8, 2013 (13-12-12) Kyle Anderson, UCLA vs. Morehead State, Nov. 22, 2013 (13-12-12) Gary Payton II, OSU vs. Grambling State, Dec. 15, 2014 (10-12-10) Zylan Cheatham, ASU vs. Texas Southern, Dec. 1, 2018 (14-13-10) Both Gach, UTAH vs. Mississippi Valley St., Nov. 8, 2019 (12-10-10) Rylan Jones, UTAH vs. Mississippi Valley St., Nov. 8, 2019 (10-10-11)

* - Points-rebounds-blocks



MOST POINTS

ALL GAMES

- 870 Lew Alcindor, UCLA, 1967
- 848 Khalid Reeves, ARIZ, 1994
- 846 Bob Houbregs, WASH, 1953
- 789 Harold Miner, USC, 1992
- 775 Mel Counts, OSU, 1964
- 750 Reggie Miller, UCLA, 1986
- 746 Gary Payton, OSU, 1990
- 745 Terrell Brandon, ORE, 1991
- 745 Joseph Young, ORE, 2015
- 744 Gail Goodrich, UCLA, 1965

HIGHEST SCORING AVERAGE

ALL GAMES

- 29.0 Lew Alcindor, UCLA, 1967
- 26.7 Mel Counts, OSU, 1964
- 26.6 Terrell Brandon, ORE, 1991
- 26.3 Harold Miner, USC, 1992
- 26.2 Lew Alcindor, UCLA, 1968
- 25.9 Reggie Miller, UCLA, 1986
- 25.7 Gary Payton, OSU, 1990
- 25.6 Bob Houbregs, WASH, 1953
- 25.3 Adam Keefe, STAN, 1992
- 25.2 John Block, USC, 1966

FRESHMAN SCORING AVERAGE

ALL GAMES

- 23.2 Markelle Fultz, WASH, 2017
- 21.1 Shareef Abdur-Rahim, CAL, 1996
- 20.7 O.J. Mayo, USC, 2008
- 20.6 Harold Miner, USC, 1990
- 20.1 Deandre Ayton, ARIZ, 2018
- 19.7 Jerryd Bayless, ARIZ, 2008
- 19.0 Ike Diogu, ASU, 2003
- 18.6 Don MacLean, UCLA, 1989
- 18.5 Jahii Carson, ASU, 2013
- 18.4 Cliff Robinson, USC, 1978

MOST FIELD GOALS

ALL GAMES

- 346 Lew Alcindor, UCLA, 1967
- 325 Bob Houbregs, WASH, 1953
- 303 Lew Alcindor, UCLA, 1969
- 294 Lew Alcindor, UCLA, 1968
- 288 Gary Payton, OSU, 1990
- 283 Byron Scott, ASU, 1983
- 281 Chris Welp, WASH, 1987
- 277 Gail Goodrich, UCLA, 1965
- 277 Bill Walton, UCLA, 1973
- 276 Richard Washington, UCLA, 1976
- 276 Khalid Reeves, ARIZ, 1994
- 276 Deandre Ayton, ARIZ, 2018

MOST FIELD GOAL ATTEMPTS

ALL GAMES

- 626 Ron Tomsic, STAN, 1953
- 623 Eddie House, ASU, 2000
- 604 Bob Houbregs, WASH, 1953
- 592 Joseph Young, ORE, 2015
- 590 Ron Lee, ORE, 1975
- 582 Willie Naulls, UCLA, 1956
- 579 Mel Counts, OSU, 1964
- 574 Mel Counts, OSU, 1963
- 572 Khalid Reeves, ARIZ, 1994
- 571 Gary Payton, OSU, 1990
- 571 Harold Miner, USC, 1992

HIGHEST FIELD GOAL PCT.

ALL GAMES (Min. 3.0 made per game)

- .756 Jelani McCoy, UCLA, 1997 (152-of-201)
- .746 Steve Johnson, OSU, 1981 (235-of-315)
- .710 Steve Johnson, OSU, 1980 (211-of-297)
- .702 Mark McNamara, CAL, 1982 (231-of-329)
- .681 Jakob Poeltl, UTAH, 2015 (128-of-188)
- .676 Todd MacCulloch, WASH, 1997 (163-of-241)
- .676 Jelani McCoy, UCLA, 1996 (138-of-204)
- .673 Josh Sharma, STAN, 2019 (132-of-196)
- .667 Lew Alcindor, UCLA, 1967 (346-of-519)
- .66477 Eric Boateng, ASU, 2010 (117-of-176)

MOST 3-POINT FIELD GOALS

ALL GAMES

- 120 Salim Stoudamire, ARIZ, 2005
- 116 Bryce Alford, UCLA, 2017
- 114 Steve Kerr, ARIZ, 1988
- 113 Stevin Smith, ASU, 1993
- 112 Damon Stoudamire, ARIZ, 1995
- 110 Tajuan Porter, ORE, 2007
- 108 Torian Graham, ASU, 2017
- 106 Jason Gardner, ARIZ, 2002
- 98 Klay Thompson, WSU, 2011
- 98 Gabe York, ARIZ, 2016

MOST 3-POINT FIELD GOAL ATT.

ALL GAMES

- 300 Stevin Smith, ASU, 1993
- 279 Torian Graham, ASU, 2017
- 276 Jason Gardner, ARIZ, 2002
- 270 Bryce Alford, UCLA, 2017
- 265 Damon Stoudamire, ARIZ, 1994
- 260 Stevin Smith, ASU, 1994
- 256 Shannon Evans II, ASU, 2018
- 253 Elijah Brown, ORE, 2018
- 252 Tajuan Porter, ORE, 2007
- 249 Desmon Farmer, USC, 2004

HIGHEST 3-POINT FIELD GOAL PCT.

ALL GAMES (Min. 1.0 made per game)

- .573 Steve Kerr, ARIZ, 1988 (114-of-199)
- .568 Derrick Williams, ARIZ, 2011 (42-of-74)
- .527 Grant Leep, WASH, 2002 (39-of-74)
- .525 Darren Collison, UCLA, 2008 (53-of-101)
- .517 Todd Lichti, STAN, 1988 (46-of-89)
- .515 Michael Roll, UCLA, 2009 (51-of-99)

- .514 Michael McDonald, STAN 2001 (56-of-109)
- .513 Matt Anderson, ASU, 1989 (41-of-80)
- .5042 Salim Stoudamire, ARIZ, 2005 (120-of-238)
- .5038 Jason Calliste, ORE, 2014 (65-of-129)

MOST FREE THROWS

ALL GAMES

- 273 Andrew Andrews, WASH, 2016
- 248 Ike Diogu, ASU, 2005
- 247 Derrick Williams, ARIZ, 2011
- 243 Ike Diogu, ASU, 2004
- 237 Mel Counts, OSU, 1964
- 232 Harold Miner, USC, 1992
- 211 Khalid Reeves, ARIZ, 1994
- 206 Roberto Nelson, OSU, 2014
- 204 James Harden, ASU, 2009
- 203 Adam Keefe, STAN, 1991

MOST FREE THROW ATTEMPTS

ALL GAMES

- 331 Derrick Williams, ARIZ, 2011
- 328 Swede Halbrook, OSU, 1954
- 321 Andrew Andrews, WASH, 2016
- 316 Mel Counts, OSU, 1964
- 311 Ike Diogu, ASU, 2005
- 298 Ike Diogu, ASU, 2004
- 294 Milo Mclvor, WSU, 1921
- 286 Harold Miner, USC, 1992
- 283 Larry Beck, WSU, 1956
- 281 Dean Parsons, WASH, 1954

HIGHEST FREE THROW PCT.

ALL GAMES (Min. 2.0 made per game)

- .950 Rod Foster, UCLA, 1982 (95-of-100)
- .933 Jerome Randle, CAL, 2010 (139-of-1490)
- .931 Ryan Mendez, STAN, 2001 (94-of-101)
- .930 Elijah Brown, ORE, 2018 (80-of-86)
- .925 Joseph Young, ORE, 2015 (124-of-134)
- .923 Kevin Mixon, ORE, 1991 (60-of-65)
- .921 Don MacLean, UCLA, 1992 (197-of-214)
- .920 Dion Cross, STAN, 1996 (81-of-88)
- .918 Tajuan Porter, ORE, 2010 (56-of-61)
- .914 Chris Hernandez, STAN, 2004 (96-of-105)

MOST ASSISTS

ALL GAMES

1. 294 Ahlon Lewis, ASU, 1998
2. 281 Jordan McLaughlin, USC, 2018
3. 274 Lonzo Ball, UCLA, 2017
4. 272 Jason Kidd, CAL, 1994
5. 256 Larry Drew II, UCLA, 2013
6. 248 Brandon Granville, USC, 2000
7. 247 Russell Brown, ARIZ, 1979
8. 244 Gary Payton, OSU, 1989
9. 238 T.J. McConnell, ARIZ, 2015
10. 236 Pooh Richardson, UCLA, 1989

MOST ASSISTS

ALL GAMES - FRESHMAN

1. 274 Lonzo Ball, UCLA, 2017
2. 229 Gary Payton, OSU, 1987
3. 222 Jason Kidd, CAL, 1993
4. 197 Russell Brown, ARIZ, 1979
5. 179 Pooh Richardson, UCLA, 1986
6. 178 Mike Bibby, ARIZ, 1997
7. 177 Jahii Carson, ASU, 2013
8. 175 Jelani Gardner, CAL, 1995
- 175 Kenya Wilkins, ORE, 1994
- 175 McKinley Wright IV, COLO, 2018

MOST STEALS

ALL GAMES

1. 126 Matisse Thybulle, WASH, 2019
2. 110 Jason Kidd, CAL, 1993
3. 101 Matisse Thybulle, WASH, 2018
4. 100 Gary Payton, OSU, 1990
5. 95 Jordan Adams, UCLA, 2014
- 95 Gary Payton II, OSU, 2015
7. 94 Jeff Trepagnier, USC, 2000
8. 91 Jared Cunningham, OSU, 2012
- 91 Gary Payton, OSU, 1989
- 91 Lester Connor, OSU, 1982

MOST STEALS

ALL GAMES - FRESHMAN

1. 110 Jason Kidd, CAL, 1993
2. 77 Baron Davis, UCLA, 1998
- 77 Brevin Knight, STAN, 1994
4. 76 Mike Bibby, ARIZ, 1997
5. 73 James Harden, ASU, 2008
- 73 Jordan Adams, UCLA, 2013
7. 71 Gilbert Arenas, ARIZ, 2000
8. 69 Maurice Jones, USC, 2011
- 69 De'Anthony Melton, USC, 2017
10. 68 Errick Craven, USC, 2002

MOST REBOUNDS

ALL GAMES

1. 506 Bill Walton, UCLA, 1973
2. 489 Mel Counts, OSU, 1964
3. 485 Mel Counts, OSU, 1963
4. 466 Lew Alcindor, UCLA, 1967
- Bill Walton, UCLA, 1972
6. 465 Bob Peterson, ORE, 1952
7. 461 Lew Alcindor, UCLA, 1968
8. 448 Jim Loscutt, ORE, 1955
9. 440 Lew Alcindor, UCLA, 1969
10. 415 Kevin Love, UCLA, 2008

HIGHEST REBOUNDING AVERAGE

ALL GAMES

1. 17.2 Jim Loscutt, ORE, 1955
2. 16.9 Mel Counts, OSU, 1964
- Bill Walton, UCLA, 1973
4. 16.6 Bob Peterson, ORE, 1952
5. 16.5 Lew Alcindor, UCLA, 1968
6. 15.6 Mel Counts, OSU, 1963
7. 15.5 Lew Alcindor, UCLA, 1967
- Bill Walton, UCLA, 1972
9. 15.3 Ron Riley, USC, 1971
10. 14.8 Steve Hawes, WASH, 1971

MOST REBOUNDS

ALL GAMES - FRESHMAN

1. 415 Kevin Love, UCLA, 2008
2. 405 Deandre Ayton, ARIZ, 2018
3. 331 Kevon Looney, UCLA, 2015
4. 321 Taj Gibson, USC, 2007
5. 318 Luc Richard Mbah a Moute, UCLA, 2006
6. 303 Aaron Gordon, ARIZ, 2014
7. 302 Kyle Anderson, UCLA, 2013
8. 291 Ivan Rabb, CAL, 2016
9. 287 TJ Leaf, UCLA, 2017
10. 281 Isaiah Stewart, WASH, 2020

HIGHEST REBOUNDING AVERAGE

ALL GAMES - FRESHMAN

1. 11.6 Deandre Ayton, ARIZ, 2018
2. 10.6 Kevin Love, UCLA, 2008
3. 9.6 Cliff Robinson, USC, 1978
4. 9.5 Leon Powe, CAL, 2004
5. 9.2 Kevon Looney, UCLA, 2015
6. 8.9 Steve Puidokas, WSU, 1974
7. 8.8 Isaiah Stewart, WASH, 2020
- 8.8 Michael Wright, ARIZ, 1999
9. 8.7 Taj Gibson, USC, 2007
10. 8.6 Zeke Nnaji, ARIZ, 2020
- 8.6 Onyeka Okongwu, USC, 2020
- 8.6 Bob McKean, CAL, 1952

- 8.6 Tim Young, STAN, 1995
- 8.6 Kyle Anderson, UCLA, 2013
- 8.6 Ivan Rabb, CAL, 2016

BLOCKED SHOTS

ALL GAMES

1. 133 Jordan Bachynski, ASU, 2014
2. 120 Jordan Bachynski, ASU, 2013
3. 115 Mario Bennett, ASU, 1995
4. 113 Rodger Farrington, ASU, 1997
5. 110 Chris Boucher, ORE, 2016
6. 107 Kylor Kelley, OSU, 2020
7. 104 Kylor Kelley, OSU, 2019
8. 102 Jelani McCoy, UCLA, 1996
- 102 Loren Woods, ARIZ, 2000
10. 100 Taj Gibson, USC, 2009

BLOCKED SHOTS

ALL GAMES - FRESHMAN

1. 102 Jelani McCoy, UCLA, 1996
2. 94 Jordan Bell, ORE, 2015
3. 92 Kenny Wooten, ORE, 2018
4. 76 Onyeka Okongwu, USC, 2020
5. 73 Robin Lopez, STAN, 2007
6. 69 Taj Gibson, USC, 2007
- 69 Eric Moreland, OSU, 2012
8. 66 Isaiah Stewart, WASH, 2020
- 66 Deandre Ayton, ARIZ, 2018
10. 63 Jakob Poeltl, UTAH, 2015

PAC-12 MEN'S BASKETBALL – BEST SEASON PERFORMANCE

(Conference games only)

MOST POINTS

CONFERENCE GAMES

1. 500 Reggie Miller, UCLA, 1986
2. 486 Terrell Brandon, ORE, 1991
3. 484 Harold Miner, USC, 1992
4. 463 Adam Keefe, STAN, 1992
5. 454 Gary Payton, OSU, 1990
- Lamond Murray, CAL, 1994
7. 442 Don Collins, WSU, 1980
8. 424 Harold Miner, USC, 1991
9. 417 Khalid Reeves, ARIZ, 1994
10. 416 Damon Stoudamire, ARIZ, 1995

HIGHEST SCORING AVERAGE

CONFERENCE GAMES

1. 27.8 Reggie Miller, UCLA, 1986
2. 27.5 Lew Alcindor, UCLA, 1968
- John Block, USC, 1966
4. 27.4 Lew Alcindor, UCLA, 1967
5. 27.3 Stan Love, ORE, 1971
6. 27.0 Terrell Brandon, ORE, 1991
7. 26.9 Harold Miner, USC, 1992
8. 26.1 Ed Gray, CAL, 1997
9. 25.7 Adam Keefe, STAN, 1992
10. 25.2 Gary Payton, OSU, 1990
- 25.2 Lamond Murray, CAL, 1994

MOST REBOUNDS

CONFERENCE GAMES

1. 282 Jim Loscutt, ORE, 1955
2. 239 Bill Walton, UCLA, 1972
3. 231 Willie Naulls, UCLA, 1956
4. 229 Chet Noe, ORE, 1953
5. 228 Bill Walton, UCLA, 1973
6. 226 Doug Smart, WASH, 1959
- 226 Todd MacCulloch, WASH, 1999
8. 224 Adam Keefe, STAN, 1992
9. 223 Bob Peterson, ORE, 1952
10. 223 Jon Brockman, WASH, 2009

HIGHEST REBOUNDING AVERAGE

CONFERENCE GAMES

1. 17.6 Jim Loscutt, ORE, 1955
2. 17.1 Bill Walton, UCLA, 1972
3. 16.3 Lew Alcindor, UCLA, 1968
- 16.3 Bill Walton, UCLA, 1973
5. 15.1 Steve Hawes, WASH, 1971
6. 15.0 Ron Riley, USC, 1971
- 15.0 Ron Riley, USC, 1972
8. 14.8 Steve Hawes, WASH, 1972
9. 14.4 Willie Naulls, UCLA, 1956
- 14.4 Bill Walton, UCLA, 1974



INDIVIDUAL - SELECTED CATEGORIES

MOST POINTS - ALL GAMES

- 1. 61 Lew Alcindor, UCLA vs. WSU, Feb. 25, 1967
61 Eddie House, ASU vs. CAL, Jan. 8, 2000
3. 58 Gary Payton, OSU vs. USC, Feb. 22, 1990
4. 56 Lew Alcindor, UCLA vs. USC, Dec. 3, 1966
5. 50 Hank Luisetti, STAN vs. Duquesne, Jan. 1, 1938
6. 49 Bob Houbregs, WASH vs. Idaho, Jan. 10, 1953
Casey Jacobsen, STAN vs. ASU, Jan. 31, 2002
8. 48 Mel Counts, OSU vs. Louisiana State, Dec. 26, 1963
Gary Payton, OSU vs. Loyola Marymount, Dec. 19, 1989
Ed Gray, CAL vs. WSU, Feb. 22, 1997

Times 40 or more (multiple efforts only): Alcindor 6; House 4; Houbregs, Greg Ballard 3, Payton 3; John Block, Mel Counts, Gail Goodrich, Casey Jacobsen, Brian Quinnett, Reggie Miller, Damon Stoudamire, Klay Thompson 2

MOST POINTS - ALL GAMES (Freshman)

- 1. 41 Don MacLean, UCLA vs. North Texas State, Dec. 30, 1988
2. 39 Jerryd Bayless, Arizona vs. Arizona State, Feb. 10, 2008
39 Cliff Robinson, USC vs. California, Feb. 2, 1978
4. 38 Charlie Moore, California vs. UC Irvine, Nov. 16, 2016
38 Tajuan Porter, Oregon vs. Portland State, Nov. 12, 2006
6. 37 O.J. Mayo, USC at Arizona State, March 1, 2008
37 Harold Miner, USC vs. Oregon State, Jan. 25, 1990
37 Harold Miner, USC vs. Central Connecticut St., Dec. 28, 1989
37 Markelle Fultz, Washington vs. Colorado, Jan. 18, 2017
10. 35 Markelle Fultz, Washington vs. Cal State Fullerton, Nov. 17, 2016
35 Mario Bennett, Arizona State vs. Arizona, Feb. 20, 1992
35 Clifford Robinson, USC vs. Portland State, Jan. 20, 1978

MOST POINTS - CONFERENCE GAME

- 1. 61 Lew Alcindor, UCLA vs. WSU, Feb. 25, 1967
61 Eddie House, ASU vs. CAL, Jan. 8, 2000
3. 58 Gary Payton, OSU vs. USC, Feb. 22, 1990
4. 49 Bob Houbregs, WASH vs. Idaho, Jan. 10, 1953
Casey Jacobsen, STAN vs. ASU, Jan. 31, 2002
6. 48 Ed Gray, CAL vs. WSU, Feb. 22, 1997
7. 47 Andrew Andrews, WASH vs. WSU, Mar. 2, 2016
8. 45 John Block, USC vs. WASH, Feb. 11, 1966
Paul Williams, ASU vs. USC, Mar. 10, 1983
Damon Stoudamire, ARIZ vs. STAN, Jan. 14, 1995

MOST POINTS - CONFERENCE GAME (Freshman)

- 1. 39 Cliff Robinson, USC vs. CAL, Feb. 2, 1978
Jerryd Bayless, ARIZ vs. ASU, Feb. 10, 2008

MOST REBOUNDS - ALL GAMES

- 1. 36 Swede Halbrook, OSU vs. Idaho, Feb. 15, 1955
2. 32 Swede Halbrook, OSU vs. Idaho, Feb. 14, 1955
Jim Loscutoff, ORE vs. Brigham Young, Jan. 28, 1955
4. 30 Ed Corell, WASH vs. ORE, 1962 (date n/a)
5. 28 Steve Hawes, WASH vs. STAN, 1972 (date n/a)
Willie Naulls, UCLA vs. ASU, Jan. 28, 1956
Cliff Robinson, USC vs. Portland State, Jan. 20, 1978
David Bluthenthal, USC vs. ASU, Jan. 20, 2000
8. 27 Rich Kelley, STAN vs. Kentucky, Dec. 22, 1974
Jim McKean, WSU vs. West Virginia, Dec. 28, 1966
Bob Presley, CAL vs. St. Mary's, Dec. 6, 1967
Bill Walton, UCLA vs. Loyola (Chicago), Jan. 25, 1973
Bill Walton, UCLA vs. Maryland, Dec. 1, 1973

Times 25 or more: Halbrook 3; Presley, Walton 2

MOST REBOUNDS - CONFERENCE GAME

- 1. 36 Swede Halbrook, OSU vs. Idaho, Feb. 15, 1955
2. 32 Swede Halbrook, OSU vs. Idaho, Feb. 14, 1955
3. 28 Steve Hawes, WASH vs STAN, 1972
David Bluthenthal, USC vs. ASU, Jan. 20, 2000
5. 26 Dean Parsons, WASH vs. Idaho, 1955
6. 25 Bob Presley, CAL vs. OSU, Feb. 24, 1968
Ron Riley, USC vs. WSU, 1972
8. 24 Lew Alcindor, UCLA vs. WSU, Feb. 25, 1967
Ted Werner, WSU vs. UCLA, Feb. 13, 1965

MOST ASSISTS - ALL GAMES

- 1. 19 Russell Brown, ARIZ vs. Grand Canyon, Dec. 8, 1979
19 Jordan McLaughlin, USC vs. UC Santa Barbara, Dec. 17, 2017
3. 18 Jason Kidd, CAL vs. STAN, Jan. 20, 1994
4. 17 Russell Brown, ARIZ vs. CAL, Feb. 2, 1979
5. 16 Rafael Stone, WASH vs. CAL, 1969-70
Ahlon Lewis, ASU vs. Northern Arizona, Dec. 3, 1997
Earl Watson, UCLA vs. Maryland, Mar. 18, 2000
Mitch Johnson, STAN vs. Marquette, Mar. 22, 2008
Jordan McLaughlin, USC vs. Lafayette, Dec. 23, 2015
10. 15 Nine times. Last: Johnathan Loyd, ORE vs. Ole Miss, Dec. 8, 2013

MOST ASSISTS - CONFERENCE GAME

- 1. 18 Jason Kidd, CAL vs. STAN, Jan. 20, 1994
2. 17 Russell Brown, ARIZ vs. CAL, Feb. 2, 1979
3. 16 Rafael Stone, WASH vs. CAL, 1970 (date n/a)
4. 15 Chester Dorsey, WASH vs. UCLA, 1975 (date n/a)
Gary Payton, OSU vs. ASU, Nov. 30, 1989
Donnamin Ellison, WSU vs. CS Northridge, Jan. 25, 1995
Curtis Allen, WASH vs. ASU, Jan. 10, 2002
Darren Collison, UCLA vs. ARIZ, Feb. 17, 2007
9. 14 Eight times. Last: Tyger Campbell, UCLA vs. ASU, Feb. 27, 2020

MOST STEALS - ALL GAMES

- 1. 11 Tyus Edney, UCLA vs. George Mason, Dec. 22, 1994
2. 10 Brevin Knight, STAN vs. McNeese State, 1994
Jeff Trepagnier, USC vs. Utah State, Nov. 11, 1999
4. 9 Jason Hamilton, WASH vs. Eastern Wash., Nov. 28, 1995
Kenya Wilkins, ORE vs. Boise State, Dec. 20, 1996
Bennett Davison, ARIZ vs. STAN, Feb. 28, 1998
Darren Collison, UCLA vs. Long Beach State, Nov. 28, 2006
8. 8 17 times. Last: Chris Duarte, ORE vs. USC, Jan. 23, 2020

MOST BLOCKED SHOTS - ALL GAMES

- 1. 14 Loren Woods, ARIZ vs. ORE, Feb. 3, 2000
2. 12 Brook Lopez, STAN vs. USC, Jan. 25, 2007
12 Jordan Bachynski, ASU vs. CS Northridge, Dec. 8, 2013

TEAM

MOST POINTS - ALL GAMES

- 1. 149 UCLA vs. Loyola Marymount (98), Dec. 2, 1990
2. 143 UTAH vs. Mississippi Valley St. (49), Nov. 8, 2019
3. 134 UCLA vs. UC Irvine (101), Nov. 23, 1990
4. 133 UCLA vs. Louisiana State (84), Dec. 23, 1969
ARIZ vs. Duquesne (78), Nov. 27, 1987
6. 131 WSU vs. Prairie View A&M (89), Jan. 14, 1991
7. 130 WASH vs. Chico State (67), Dec. 1, 1992
8. 129 STAN vs. Yale (108), Dec. 6, 1986
9. 128 UTAH vs. Evergreen State, Nov. 8, 2013
ORE vs. Savannah State, Dec. 3, 2016

MOST POINTS - CONFERENCE GAME

- 1. 127 ARIZ vs. ASU (99), Jan. 15, 1998
2. 121 UCLA vs. WSU (77), Jan. 4, 1964
ASU vs. WASH (90), Dec. 22, 1988
4. 120 UCLA vs. STAN (90), Feb. 27, 1970
UCLA vs. STAN (74), Feb. 26, 1976
6. 119 UCLA vs. ORE (78), Feb. 16, 1969
7. 118 UCLA vs. STAN (79), Jan. 14, 1972
8. 116 UCLA vs. STAN (78), Jan. 14, 1967
OSU vs. ARIZ (80), Jan. 13, 1979
STAN vs. UCLA (110), Dec. 23, 1987 (20T)
ARIZ vs. WASH (61), Dec. 20, 1988
ARIZ vs. ASU (80), Feb. 18, 1993

WINNING PERCENTAGE (Conference Games Only)

COACH, SCHOOL	YRS	W-L	PCT
1. Gary Cunningham, UCLA (1978-79)	2	29-3	.906
2. Ben Cherrington, CAL (1917)	1	5-1	.833
3. Gene Bartow, UCLA (1976-77)	2	23-5	.821
4. John Wooden, UCLA (1949-75)	27	298-67	.816
5. Dean Walker, ORE (1919)	1	11-3	.786
6. Ernie Holbrook, USC (1943-44)	2	7-2	.778
7. Lute Olson, ARIZ (1984-07)	24	327-101	.764
8. Bob Evans, STAN (1919-20)	2	9-3	.750
9. Jim Rosborough, ARIZ (2001)	1	3-1	.750
10. Jim Harrick, UCLA (1989-96)	8	107-37	.743
11. Walter Powell, STAN (1921)	1	8-3	.727
12. Larry Farmer, UCLA (1982-84)	3	39-15	.722
13. Pete Newell, CAL (1955-60)	6	63-26	.708
14. Sean Miller, ARIZ (2010-)	11	139-59	.702
Larry Brown, UCLA (1980-81)	2	25-11	.694
16. Ben Howland, UCLA (2004-13)	10	121-58	.676
17. Mick Cronin, UCLA (2019-)	1	12-6	.667
Earl Wright, CAL (1920-24)	4	30-15	.667
19. Ralph Miller, OSU (1971-89)	19	204-106	.658
20. Dana Altman, ORE (2011-)	10	118-62	.656
Tippy Dye, WASH (1951-59)	9	99-52	.656
22. Mike Montgomery, STAN/CAL (1986-04/09-14)	24	282-150	.653
23. Walt Hazzard, UCLA (1985-88)	4	47-25	.653
24. Hec Edmundson, WASH (1921-47)	27	266-146	.646
25. Sam Barry, USC (1930-41, 1946-50)	17	137-76	.643
26. Ned Wulk, ASU (1978-82)	4	46-26	.639
27. Steve Lavin, UCLA (1997-03)	7	80-46	.635
28. Dave MacMillan, ID (1921-27)	6	36-21	.632
29. E.J. Stewart, OSU (1916)	1	5-3	.625
(n/a) Kilduff, CAL (1916)	1	5-3	.625
Trent Johnson, STAN (2005-08)	4	45-27	.625
32. Steve Alford, UCLA (2014-)	5	55-35	.611
33. Tony Bennett, WSU (2007-09)	3	32-22	.593
34. Howard Hobson, ORE (1936-47)	11	108-77	.584
35. Julie Bestos, USC (1942)	1	7-5	.583
36. Nibs Price, CAL (1925-54)	30	192-138	.582
37. Bob Boyd, USC (1967-79)	13	106-80	.570
38. Bob Hager, OSU (1923-28)	6	34-27	.557
39. Mike Hopkins, WASH (2018-)	3	30-24	.556
40. Tim Floyd, USC (2006-09)	4	39-33	.542
41. Everett May, OSU (1917)	1	7-6	.538
42. Cuonzo Martin, CAL (2015-17)	3	29-25	.537
43. Slats Gill, OSU (1929-64)	31	276-241	.534
44. John Bunn, STAN (1931-38)	8	52-46	.531
45. John Warren, ORE (1945-51)	5	44-39	.530
Lorenzo Romar, WASH (2003-17)	15	143-127	.530
47. Tad Boyle, COLO (2012-)	9	84-78	.519
Art McLarney, WASH (1948-50)	3	27-25	.519
49. Larry Krystkowiak, UTAH (2012-)	9	83-79	.512
50. Ben Braun, CAL (1997-08)	12	110-106	.509
51. William Reinhart, ORE (1924-35)	12	80-80	.500
Andy Russo, WASH (1986-89)	4	36-36	.500
Bob Weinbauer, ASU (1983-85)	3	27-27	.500
Leo Calland, USC (1928-29)	2	10-10	.500
Murry Bartow, UCLA (2019)	1	9-9	.500
Russ Pennell, ARIZ (2009)	1	9-9	.500
William Hollender, CAL (1919-20)	2	7-7	.500
Bob Cantu, USC (2013)	1	7-7	.500
59. Marv Harshman, WSU/WASH (1959-71/1972-85)	23	176-177	.499
60. Stan Morrison, USC (1980-86)	7	62-64	.492
61. Dick Harter, ORE (1972-78)	7	48-50	.490
62. Paul Valenti, OSU (1960-70)	6	41-43	.488
63. Andy Kerr, STAN (1923-26)	4	12-13	.480
64. Bobby Hurley, ASU (2016-)	5	43-47	.478
Bill Borchert, ORE (1952-56)	5	38-42	.475
66. Jack Friel, WSU (1929-58)	30	232-257	.474
Lou Campanelli, CAL (1986-92)	8	64-71	.474
68. Jerod Haase, STAN (2017-)	4	34-38	.472
69. Bill Frieder, ASU (1990-97)	8	67-77	.465
70. Henry Bibby, USC (1996-04)	9	71-82	.464
71. Johnny Dawkins, STAN (2009-16)	8	66-78	.458
72. Howard Dallmar, STAN (1955-75)	21	132-160	.452
Tex Winter, WASH (1969-71)	3	19-23	.452
74. Everett Dean, STAN (1939-51)	11	60-73	.451
75. John Davidson, WASH (1916-17)	2	9-11	.450
76. Forrest Twogood, ID/USC (1937-41/1951-66)	21	135-168	.446
Herb Sendek, ASU (2007-15)	9	72-90	.444
Don Newman, ASU (1998)	1	8-10	.444
79. George Raveling, WSU/USC (1973-83/1987-94)	19	140-178	.440
80. Charles Finley, ID (1948-54)	7	49-63	.438
81. Andy Enfield, USC (2014-)	7	55-71	.437
82. Jim Anderson, OSU (1990-95)	6	47-61	.435
83. R.B. Rutherford, OSU (1921-22)	2	12-16	.429
84. Jerry Green, ORE (1993-97)	5	38-52	.422
85. Claude Hunt, WASH (1919)	1	5-7	.417
Leonard Allison, WASH (1920)	1	5-7	.417
87. Jim Padgett, CAL (1969-72)	4	23-33	.411
Don Monson, ORE (1984-92)	9	66-96	.407
89. John Grayson, WASH (1960-63)	4	19-28	.404
Ernie Kent, ORE/WSU (1998-2010/14-)	18	131-193	.404
91. Gene VanGent, STAN (1922)	1	4-6	.400
92. Bob Bender, WASH (1994-02)	9	63-97	.394
93. Wayne Tinkle, OSU (2015-)	6	42-66	.389
Mark Fox, CAL (2019-)	1	7-11	.389
Fred Snowden, ARIZ (1973-82)	4	28-44	.389
96. Sly Huntington, ORE (1920)	1	5-8	.385
97. Rob Evans, ASU (1999-06)	8	55-89	.382
Kevin O'Neill, ARIZ/USC (2008/10-13)	5	29-47	.382
99. Kelvin Sampson, WSU (1988-94)	7	48-78	.381
100. Fred Bohler, WSU (1909-26)	9	38-62	.380
101. Husky Hunt, STAN (1927-30)	4	12-20	.375
102. Rene Herrerias, CAL (1961-68)	8	40-67	.374
103. Wilbur Johns, UCLA (1940-48)	9	34-58	.370
104. Craig Robinson, OSU (2009-14)	6	39-69	.361
105. Steve Patterson, ASU (1984-88)	4	23-41	.359
106. Harlan Hodges, ID (1955-59)	5	28-52	.350
107. Tom Davis, STAN (1982-86)	4	25-47	.347
108. Dick Edwards, CAL (1973-78)	6	29-55	.345
109. Kevin Eastman, WSU (1995-99)	5	31-59	.344
110. Mac Duckworth, WASH (1964-68)	5	24-47	.338
111. Kyle Smith, WSU (2019-)	1	6-12	.333
Dick Bennett, WSU (2004-06)	3	18-36	.333
Charlie Parker, USC (1995-96)	2	9-18	.333
Bill Hargiss, OSU (1919-20)	2	8-16	.333
Bobby Muth, USC (1944-45)	2	3-6	.333
116. Ken Bone, WSU (2010-14)	5	29-61	.322
117. Len Stevens, WSU (1984-87)	4	23-49	.319
Lynn Nance, WASH (1990-93)	4	22-47	.319
119. J.A. Brown, ID (1943-46)	4	21-46	.313
120. Robert Burnett, STAN (1952-54)	3	11-25	.306
121. Steve Belko, ORE (1957-71)	10	44-102	.301
122. Jim Haney, ORE (1979-83)	5	27-63	.300
123. Dick Kuchen, CAL (1979-85)	7	37-89	.294
124. George Bohler, ORE (1921-23)	3	10-26	.278
Jim Saia, USC (2005)	1	5-13	.278
126. Jay John, OSU (2003-08)	6	28-74	.275
127. Rich Fox, ID (1928-36)	9	35-97	.265
128. Todd Bozeman, CAL (1993-96)	4	14-40	.259
129. Bob Schermerhorn, ASU (1989)	1	2-6	.250
Bill Hunter, USC (1922)	1	1-3	.250
131. Eddie Payne, OSU (1995-00)	5	22-68	.244
132. Dick DiBiaso, STAN (1975-81)	7	27-87	.237
133. J.W. Stewart, MONT (1924-29)	6	12-41	.226
134. Ritchie McKay, OSU (2001-02)	2	8-28	.222
135. Caddy Works, UCLA (1922-39)	12	28-102	.215
136. Les Turner, USC (1923-27)	5	6-22	.214
Bob Greenwood, WSU (1972)	1	3-11	.214
138. Karl Schlademan, WSU (1927-28)	2	4-16	.200
139. George Dahlberg, MONT (1938)	1	3-17	.150
140. Wyking Jones, CAL (2018-19)	2	5-31	.139
141. Paul Graham, WSU (2000-03)	4	9-63	.125
Guy Wicks, ID (1947)	2	4-28	.125
143. Ben Lindsey, ARIZ (1983)	1	1-17	.056
144. Russel Wilson, STAN (1918)	1	0-6	.000
Hugo Bezdek, ORE (1917)	1	0-8	.000
Kevin Mouton, OSU (2008)	1	0-12	.000



CAREER VICTORIES (Conference Games Only)

Table with columns: COACH, SCHOOL, YRS, W-L, PCT. Lists coaches and their records, including Sean Miller (ARIZ 2010-), Dana Altman (ORE 2011-), and Mike Hopkins (WASH 2018-).

Continuation of the coaching records table, listing coaches like Cuonzo Martin, Fred Snowden, Art McLarney, and Kyle Smith.

Coaching records include all regular season and divisional and conference playoff games, but do not reflect forfeits. Active coaches are bold.

1915-16

- F Adolph Siebets, OSU
- F Jack Davidson, WASH
- C Dan Foster, CAL
- G P.A. Embury, CAL
- G Ira Mix, OSU

1916-17

- F Adolph Siebets, OSU
- F Ivan Price, WSU
- C George Hjelte, CAL
- G Roy Bohler, WSU
- G Steve Staatz, WASH

1917-18

No Conference competition.

1918-19

- F Ed Durno, ORE
- F McClellan Rockey, WSU
- C Henry Anderson, CAL
- G Hal Chapman, ORE
- G Irving Cook, WASH

1919-20

- F Ed Durno, ORE
- F McClellan Rockey, WSU
- C C.E. Righter, STAN
- G Arthur Eggleston, CAL
- G Irving Cook, WASH

1920-21

- F Ed Durno, ORE
- F C.E. Righter, STAN
- C Henry Sielk, WASH
- G Arthur Eggleston, CAL
- G Fred Adams, STAN

1921-22

- F John Tait, CAL
- F Al Fox, IDA
- C Marshall Hjelte, OSU
- G Jimmy Bryan, WASH
- G Amory Gill, OSU

1922-23

- F Al Fox, IDA
- F John Tait, CAL
- C Hugh Latham, ORE
- G Harold Telford, IDA
- G J.R. Crawford, WASH

1923-24

- F Amory Gill, OSU
- F John Tait, CAL
- C Hugh Latham, ORE
- G Aubrey Kincaid, CAL
- G Dick Welts, WASH

1924-25

- F Bob Hesketh, WASH
- F Harold Ridings, OSU
- C Bill Higgins, CAL
- G Carlos Steele, OSU
- G Algot Westergren, ORE

1925-26

- F Albert Schuss, WASH
- F Jerry Gunther, ORE
- C Bill Higgins, CAL
- G George Dixon, CAL
- G Algot Westergren, ORE

1926-27

- F Francis Watson, CAL
- F Morris Badgro, USC
- C Roy Okerberg, ORE
- G George Dixon, CAL
- G Algot Westergren, ORE

1927-28

- F Monty Snider, WASH
- F Jesse Mortenson, USC
- C Jack Bruner, USC
- G Alfred James, WASH
- G Rufus Gregory, CAL

1928-29

- F Vern Corbin, CAL
- F Frank McMillan, IDA
- C Harold McClary, WASH
- G Harlow Rotherst, STAN
- G Joel Coffield, CAL

1929-30

- F Kent Pursel, CAL
- F Henry Swanson, WASH
- C Jesse Mortenson, USC
- G John Lehnors, USC
- G Art McLarney, WSU

1930-31

- F Richard Linthicum, UCLA
- F Henry Swanson, WASH
- C Wilbur Caldwell, USC
- G Ralph Cairney, WASH
- G Joel Coffield, CAL

1931-32

- F Joe Kintana, CAL
- F Jerry Nemer, USC
- C Huntley Gordon, WSU
- G Ralph Cairney, WASH
- G Carl Vendt, CAL

1932-33

- F Jerry Nemer, USC
- F Hal Eifert, CAL
- C Ed Lewis, OSU
- G Julie Bescos, USC
- G Hal Lee, WASH

1933-34

- F Bob Galer, WASH
- F Hal Eifert, CAL
- C Lee Guttero, USC
- G Hal Lee, WASH
- G Julie Bescos, USC

1934-35

- F Jack Hupp, USC
- F Bob Galer, WASH
- C Lee Guttero, USC
- G George Hibbard, OSU
- G Bryan Moore, STAN

1935-36

- F Hank Luisetti, STAN
- F Wally Palmberg, OSU
- C Ralph Bishop, WASH
- G Bob Egge, WASH
- G Eddie Oram, USC

1936-37

- F Hank Luisetti, STAN
- F Ed Loverich, WASH
- C Ivar Nelson, WSU
- G Eddie Oram, USC
- G Bryan Moore, STAN

1937-38

- F Hank Luisetti, STAN
- F Lauren Gale, ORE
- C Art Stoeffen, STAN
- G Jack Calderwood, STAN
- G Wally Johansen, ORE

1938-39

- F Lauren Gale, ORE
- F Ralph Vaughn, USC
- C Urgel Wintermute, ORE
- G George Ziegenfuss, WASH
- G Dale Sears, USC

1939-40

- F Ralph Vaughn, USC
- F John Dick, ORE
- C Dale Sears, USC
- G Tom McGarvin, USC
- G Al Hunter, OSU

1940-41

- F Vic Townsend, ORE
- F Don Burness, STAN
- C Paul Lindeman, WSU
- G Ray Sundquist, WSU
- G Jen Davidson, STAN

1941-42

- F Bob Ormsby, USC
- F Ray Turner, IDA
- C John Mandic, OSU
- G Bill Cowden, STAN
- G Jim Pollard, STAN

1942-43

- F Gale Bishop, WSU
- F Gene Rock, USC
- C Chuck Gilmer, WASH
- G Jim Seminoff, USC
- G Bill Morris, WASH

1943-44

- North**
- F Al Akins, WASH
- F Perry Nelson, WASH
- C Jack Nichols, WASH
- G Bill Morris, WASH
- G Bill Taylor, WASH

South

- F Dick West, UCLA
- F John Higgins, CAL
- C Bob Howard, USC
- G Wayne Hooper, CAL
- G Bill Rankin, UCLA

1944-45

North

- F Dick Wilkins, ORE
- F Ephraim Rocha, OSU
- C Vince Hanson, WSU
- G Bob Hamilton, ORE
- G Bob Jorgenson, WASH

South

- F Gus Mota, CAL
- F Bill Rankin, UCLA
- C Jack Nichols, USC
- G Bill Putnam, UCLA
- G Bob Graham, USC

1945-46

North

- F Fred Quinn, IDA
- F Gale Bishop, WSU
- C Ephraim Rocha, OSU
- G Dick Wilkins, ORE
- G Norm Dalthorp, WASH

South

- F Merv Lafaille, CAL
- F Andy Wolfe, CAL
- C Jack Nichols, USC
- G Chuck Clustka, UCLA
- G Bob Hogeboom, CAL

1946-47

North

- F Bob Sheridan, WSU
- F Jack Nichols, WASH
- C Ephraim Rocha, OSU
- G Lew Beck, OSU
- G Stan Williamson, ORE

South

- F Jack Rucker, CAL
- F Andy Wolfe, CAL
- C Don Barksdale, UCLA
- G Dave Minor, UCLA
- G John Higgins, STAN

1947-48

North

- F Sammy White, WASH
- F Jack Nichols, WASH
- C Vince Hanson, WSU
- G Cliff Crandall, OSU
- G Preston Brimhall, IDA
- G Stan Williamson, ORE

South

- F Chuck Hanger, CAL
- F John Stanich, UCLA
- F John Higgins, STAN
- C Alex Hannum, USC
- G Andy Wolfe, CAL
- G Dave Minor, UCLA

1948-49

North

- F Ed Gayda, WSU
- F Sammy White, WASH
- C Roger Wiley, ORE
- G Cliff Crandall, OSU
- G Preston Brimhall, IDA

South

- F Bill Sharman, USC
- F Alan Sawyer, UCLA
- C Bill Hagler, CAL
- G George Stanich, UCLA
- G Dave Davidson, STAN

1949-50

North

- F Will Urban, ORE
- F Ed Gayda, WSU
- C Gene Conley, WSU
- G Lou Soriano, WASH
- G Bob Pritchett, IDA

South

- F Bill Sharman, USC
- F George Yardley, STAN
- C Carl Kraushaar, UCLA
- G George Stanich, UCLA
- G Bob Matheny, CAL

1950-51

North

- F Frank Guisness, WASH
- F Bob Peterson, ORE
- C Bob Houbregs, WASH
- G Bob Gambold, WSU
- G Bob Payne, OSU

South

- F Dick Ridgway, UCLA
- F Bill Hagler, CAL
- C Jim Ramstead, STAN
- G Tom Riach, USC
- G Eddie Sheldrake, UCLA

1951-52

North

- F Frank Guisness, WASH
- F Hartly Kruger, IDA
- C Bob Houbregs, WASH
- G Ken Hunt, ORE
- G Danny Johnston, OSU

South

- F Ron Tomsic, STAN
- F Ken Flower, USC
- C Bob McKeen, CAL
- G Jim Doan, CAL
- G Jim Walsh, STAN

1952-53

North

- F Chet Noe, ORE
- F Doug McClary, WASH
- C Bob Houbregs, WASH
- G Joe Cipriano, WASH
- G Ken Wegner, ORE

South

- F Ken Flower, USC
- F John Ricksen, CAL
- C Bob McKeen, CAL
- G Bob Matheny, CAL
- G Ron Tomsic, STAN

1953-54

North

- F Ron Bennink, WSU
- F Dean Parsons, WASH
- C Swede Halbrook, OSU
- G Cecil Holland, ORE
- G Bob Garrison, IDA

South

- F Roy Irvin, USC
- F Bob McKeen, CAL
- C Russ Lawler, STAN
- G Ron Livingston, UCLA
- G Don Bragg, UCLA

1954-55

North

- F Dean Parsons, WASH
- F Jim Loscutoff, ORE
- C Swede Halbrook, OSU
- G Ron Bennink, WSU
- G Harlan Melton, IDA

South

- F John Moore, UCLA
- F Don Bragg, UCLA
- F Willie Naulls, UCLA
- C Bob McKeen, CAL
- G Ron Tomsic, STAN
- G Dick Welsh, USC

1955-56

- F Willie Naulls, UCLA
- F Larry Beck, WSU
- C Bruno Boin, WASH
- G Morris Taft, UCLA
- G George Selleck, STAN

1956-57

- F Larry Friend, CAL
- F Dave Gambee, OSU
- C Doug Smart, WASH
- G Larry Beck, WSU
- G Danny Rogers, USC

1957-58

- F Dave Gambee, OSU
- F Doug Smart, WASH
- C Don McIntosh, CAL
- G Charlie Franklin, ORE
- G Gary Simmons, IDA

1958-59

- F Doug Smart, WASH
- F John Werhas, USC
- F Walt Torrence, UCLA
- C Darrall Imhoff, CAL
- G Denny Fitzpatrick, CAL
- G Paul Neumann, STAN
- G Lee Harman, OSU

1959-60

- F Bill Hanson, So., WASH
- F Bill McClintock, Jr., CAL
- C Darrall Imhoff, Sr., CA
- G John Arrillaga, Sr., STAN
- G Earl Schultz, Jr., CAL

1960-61

- F Bill Hanson, Jr., WASH
- F Bill McClintock, Sr., CAL
- C John Rudometkin, Jr., USC
- G Gary Cunningham, Jr., UCLA
- G Chris Appel, Jr., USC

1961-62

- F John Windsor, Sr., STAN
- F John Rudometkin, Sr., USC
- C Bill Hanson, Sr., WASH
- G John Green, Sr., UCLA
- G Chris Appel, Sr., USC

1962-63

- F Gordon Martin, Sr., USC
- F Ed Correll, Sr., WASH
- C Tom Dose, Jr., STAN
- G Walt Hazzard, Jr., UCLA
- G Don Clemetson, Sr., STAN

1963-64

- F Jack Hirsch, Sr., UCLA
- F Allen Young, Jr., USC
- C Tom Dose, Sr., STAN
- G Gail Goodrich, Jr., UCLA
- G Walt Hazzard, Sr., UCLA



1964-65

- F Keith Erickson, Sr., UCLA
F Bob Bedell, Jr., STAN
C John Block, Jr., USC
G Gail Goodrich, Sr., UCLA
G Jim Jarvis, Sr., OSU

1965-66

- F Charlie White, Sr., OSU
F Mike Lynn, Jr., UCLA
C John Block, Sr., USC
G Jim Barnett, Sr., ORE
G Art Harris, So., STAN

1966-67

- F Jim McKean, Jr., WSU
F Bill Hewitt, Jr., USC
C Lew Alcindor, So., UCLA
G Russ Critchfield, Jr., CAL
G Lucius Allen, So., UCLA

1967-68

- F Bill Hewitt, Sr., USC
F Jim McKean, Sr., WSU
C Lew Alcindor, Jr., UCLA
G Russ Critchfield, Sr., CAL
G Mike Warren, Sr., UCLA

1968-69

- F Curtis Rowe, So., UCLA
F Ted Wierman, Sr., WSU
C Lew Alcindor, Sr., UCLA
G Mack Calvin, Sr., USC
G Charlie Johnson, So., CAL

1969-70

- F Sidney Wicks, Jr., UCLA
F George Irvine, Sr., WASH
C Stan Love, Jr., ORE
G Rick Erickson, Sr., WSU
G Paul Westphal, So., USC

1970-71

- F Sidney Wicks, Sr., UCLA
F Curtis Rowe, Sr., UCLA
C Stan Love, Sr., ORE
G Paul Westphal, So., USC
G Phil Chenier, Jr., CAL

1971-72

- F Ansley Truitt, Sr., CAL
F Ron Riley, Sr., USC
F Steve Hawes, Sr., WASH
C Bill Walton, So., UCLA
G Freddie Boyd, Sr., OSU
G Claude Terry, Sr., STAN

1972-73

- F Keith Wilkes, Jr., UCLA
C Rich Kelley, So., STAN
C Bill Walton, Jr., UCLA
G Ron Lee, Fr., ORE
G Louie Nelson, Sr., WASH

1973-74

- F Keith Wilkes, Sr., UCLA
C Bill Walton, Sr., UCLA
C Rich Kelley, Jr., STAN
G Ron Lee, So., ORE
G Dan Anderson, Sr., USC

1974-75

- F Dave Meyers, Sr., UCLA
F Lonnie Shelton, So., OSU
C Rich Kelley, Sr., STAN
G Gus Williams, Sr., USC
G Ron Lee, Jr., ORE

1975-76

- F Marques Johnson, Jr., UCLA
F Greg Ballard, Jr., ORE
F Richard Washington, Jr., UCLA
C James Edwards, Jr., WASH
G *Ron Lee, Sr., ORE

1976-77

- F *Marques Johnson, Sr., UCLA
F Greg Ballard, Sr., ORE
F David Greenwood, So., UCLA
C James Edwards, Sr., WASH
G Mike Bratz, Sr., STAN
G Rocky Smith, Sr., OSU

1977-78

- First Team
F *David Greenwood, Jr., UCLA
F Rickey Lee, Sr., OSU
C Cliff Robinson, Fr., USC
G Raymond Townsend, Sr., UCLA
G Roy Hamilton, Jr., UCLA

Second Team

- F Kimberly Belton, So., STAN
F Donald Collins, So., WSU
C James Donaldson, Jr., WSU
G Gene Ransom, Jr., CAL
G Don Carfino, So., USC

1978-79

- First Team
F *David Greenwood, Sr., UCLA
C Steve Johnson, So., OSU
C Cliff Robinson, So., USC
C Larry Demic, Sr., ARIZ
G Brad Holland, Sr., UCLA
G Roy Hamilton, Sr., UCLA

Second Team

- F Don Collins, Jr., WSU
F Joe Nehls, Jr., ARIZ
G Wolfe Perry, Sr., STAN
F Kimberly Belton, Jr., STAN
F Purvis Miller, So., USC
F Kiki Vandeweghe, Jr., UCLA

1979-80

- F *Don Collins, Sr., WSU
F Kurt Nimphius, Sr., ASU
F Kiki Vandeweghe, Sr., UCLA
F Kimberly Belton, Sr., STAN
F Doug True, Sr., CAL
C Steve Johnson, Jr., OSU
G Ray Blume, Jr., OSU
G Don Carfino, Sr., USC
G Bryan Rison, Sr., WSU
G Joe Nehls, Sr., ARIZ

1980-81

- F Ron Davis, Sr., ARIZ
F Mike Sanders, Jr., UCLA
F Andra Griffin, Sr., WASH
F Sam Williams, Sr., ASU
F Maurice Williams, Jr., USC
C *Steve Johnson, Sr., OSU
C Alton Lister, Sr., ASU
G Ray Blume, Sr., OSU
G Rod Foster, So., UCLA
G Mark Radford, Sr., OSU
G Lafayette Lever, Jr., ASU

1981-82

- F Kenny Fields, So., UCLA
F Mike Sanders, Sr., UCLA
F Dan Caldwell, Sr., WASH
F Maurice Williams, Sr., USC
C Mark McNamara, Sr., CAL
C Charlie Sitton, So., OSU
C John Revelli, So., STAN
G *Lester Conner, Sr., OSU
G Dwight Anderson, Sr., USC
G Lafayette Lever, Sr., ASU

1982-83

- F *Kenny Fields, Jr., UCLA
F Steve Harriel, Sr., WSU
F A.C. Green, So., OSU
F Paul Williams, Sr., ASU
C Charlie Sitton, Jr., OSU
C Blair Rasmussen, So., ORE
C Byron Scott, Jr., ASU
G Rod Foster, Sr., UCLA
G Jacque Hill, Sr., USC
G Keith Jones, Jr., STAN

1983-84

- F *A.C. Green, Jr., OSU
F Detlef Schrempf, Jr., WASH
F Charlie Sitton, Sr., OSU
F Kenny Fields, Sr., UCLA
F Wayne Carlander, Jr., USC
C Blair Rasmussen, Jr., ORE
C Pete Williams, Jr., ARIZ
G Keith Jones, Sr., STAN
G Chris Beasley, Sr., ASU
G Ralph Jackson, Sr., UCLA

1984-85

- F *Wayne Carlander, Sr., USC
F A.C. Green, Sr., OSU
F Detlef Schrempf, Sr., WASH
F Eddie Smith, Sr., ARIZ
C Pete Williams, Sr., ARIZ
C Blair Rasmussen, Sr., ORE
C Chris Welp, So., WASH
G Nigel Miguel, Sr., UCLA
G Keith Morrison, Jr., WSU

1985-86

- F Derrick Dowell, Jr., USC
F Paul Fortier, Sr., WASH
F Reggie Miller, Jr., UCLA
C Jerry Adams, Sr., ORE
C Jose Ortiz, Jr., OSU
C *Chris Welp, Jr., WASH
G Kevin Johnson, Jr., CAL
G Steve Kerr, Jr., ARIZ
G Todd Lichti, Fr., STAN
G Keith Morrison, Sr., WSU

1986-87

- F Derrick Dowell, Sr., USC
F Sean Elliott, So., ARIZ
F Todd Lichti, So., STAN
F Reggie Miller, Sr., UCLA
F Phil Zevenbergen, Sr., WASH
C *Jose Ortiz, Sr., OSU
C Chris Welp, Sr., WASH
G Steve Beck, Sr., ASU
G Kevin Johnson, Sr., CAL
G Pooh Richardson, So., UCLA
G Anthony Taylor, Jr., ORE

1987-88

- F Anthony Cook, Jr., ARIZ
F *Sean Elliott, Jr., ARIZ
F Trevor Wilson, So., UCLA
F Howard Wright, Jr., STAN
G Steve Kerr, Sr., ARIZ
G Todd Lichti, Jr., STAN
G Gary Payton, So., OSU
G Eldridge Recasner, So., WASH
G Pooh Richardson, Jr., UCLA
G Anthony Taylor, Sr., ORE

1988-89

- F Anthony Cook, Sr., ARIZ
F Trent Edwards, Sr., ASU
F *Sean Elliott, Sr., ARIZ
F Trevor Wilson, Jr., UCLA
F Howard Wright, Sr., STAN
C Leonard Taylor, Sr., CAL
G Todd Lichti, Sr., STAN
G Gary Payton, Jr., OSU
G Eldridge Recasner, Jr., WASH
G Pooh Richardson, Sr., UCLA

1989-90

- F Jud Buechler, Sr., ARIZ
F Brian Hendrick, Fr., CAL
F Adam Keefe, So., STAN
F Don MacLean, So., UCLA
F Trevor Wilson, Sr., UCLA
G *Gary Payton, Sr., OSU
G Terrell Brandon, So., ORE
G Harold Miner, Fr., USC
G Eldridge Recasner, Sr., WASH
G Keith Smith, Sr., CAL

1990-91

- F Teo Alibegovic, Sr., OSU
F Don MacLean, Jr., UCLA
F Tracy Murray, So., UCLA
F Brian Williams, Jr., ARIZ
C Isaac Austin, Sr., ASU
C Ronnie Coleman, Sr., USC
C Brian Hendrick, So., CAL
C Adam Keefe, Jr., STAN
G *Terrell Brandon, Jr., ORE
G Harold Miner, So., USC

1991-92

- F Brian Hendrick, Jr., CAL
F Adam Keefe, Sr., STAN
F Don MacLean, Sr., UCLA
F Chris Mills, Jr., ARIZ
F Tracy Murray, Jr., UCLA
C Scott Haskin, Jr., OSU
C Sean Rooks, Sr., ARIZ
G Duane Cooper, Sr., USC
G Terrence Lewis, Sr., WSU
G *Harold Miner, Jr., USC

1992-93

- F *Chris Mills, Sr., ARIZ
F Lamond Murray, So., CAL
F Ed O'Bannon, So., UCLA
C Scott Haskin, Sr., OSU
C Rich Manning, Sr., WASH
G Tyus Edney, So., UCLA
G Jason Kidd, Fr., CAL
G Bennie Seltzer, Sr., WSU
G Stevin Smith, Jr., ASU
G Damon Stoudamire, So., ARIZ

1993-94

- F Mario Bennett, So., ASU
F Lamond Murray, Jr., CAL
F Ed O'Bannon, Jr., UCLA
F Lorenzo Orr, Jr., USC
G Tyus Edney, Jr., UCLA
G *Jason Kidd, So., CAL
G Khalid Reeves, Sr., ARIZ
G Stevin Smith, Sr., ASU
G Damon Stoudamire, Jr., ARIZ
G Orlando Williams, Jr., ORE

1994-95

- F Brent Barry, Sr., OSU
F Mario Bennett, Sr., ASU
G Dion Cross, Jr., STAN
G Tyus Edney, Sr., UCLA
F Mark Hendrickson, Jr., WSU
G Brevin Knight, So., STAN
F *Ed O'Bannon, Sr., UCLA
F Ray Owses, Sr., ARIZ
G *Damon Stoudamire, Sr., ARIZ
G Orlando Williams, Sr., ORE

1995-96

- F *Shareef Abdur-Rahim, Fr., CAL
G Toby Bailey, So., UCLA
G Dion Cross, Sr., STAN
F Ben Davis, Sr., ARIZ
G Isaac Fontaine, Jr., WSU
G Reggie Geary, Sr., ARIZ
F J.R. Henderson, So., UCLA
F Mark Hendrickson, Sr., WSU
G Brevin Knight, Jr., STAN
F Charles O'Bannon, Jr., UCLA
F Mark Sanford, So., WASH

1996-97

- G Toby Bailey, Jr., UCLA
G Stais Boseman, Sr., USC
F Michael Dickerson, Jr., ARIZ
G Isaac Fontaine, Sr., WSU
G *Ed Gray, Sr., CAL
G Brevin Knight, Sr., STAN
C Jelani McCoy, So., UCLA
F Charles O'Bannon, Sr., UCLA
F Mark Sanford, Jr., WASH
G Jeremy Veal, Jr., ASU
G Kenya Wilkins, Sr., ORE

1997-98

- G Toby Bailey, Sr., UCLA
G *Mike Bibby, So., ARIZ
F Carlos Daniel, Sr., WSU
F Michael Dickerson, Sr., ARIZ
F J.R. Henderson, Sr., UCLA
C Todd MacCulloch, Jr., WASH
G Miles Simon, Sr., ARIZ
G Jeremy Veal, Sr., ASU
G Kris Weems, Jr., STAN
C Tim Young, Jr., STAN

1998-99

- F Mike Batiste, Sr., ASU
F A.J. Bramlett, Sr., ARIZ
G Baron Davis, So., UCLA
G Eddie House, Jr., ASU
F Bobby Lazor, Sr., ASU
G Arthur Lee, Sr., STAN
C Todd MacCulloch, Sr., WASH
F Mark Madson, Jr., STAN
G Deandra Tanner, So., OSU
G *Jason Terry, Sr., ARIZ

1999-00

- G Jason Gardner, Fr., ARIZ
G *Eddie House, Sr., ASU
F Casey Jacobsen, Fr., STAN
F Jason Kapono, Fr., UCLA
F Sean Lampley, Jr., CAL
F Mark Madsen, Sr., STAN
F Brian Scalabrine, Jr., USC
G Alex Scales, Sr., ORE
C Loren Woods, Jr., ARIZ
F Michael Wright, So., ARIZ

2000-01

- G Gilbert Arenas, So., ARIZ
F Bryan Bracey, Sr., ORE
F Sam Clancy, Jr., USC
F Jarron Collins, Sr., STAN
C Jason Collins, Jr., STAN
G/F Casey Jacobsen, So., STAN
F Jason Kapono, So., UCLA
F *Sean Lampley, Sr., CAL
G Earl Watson, Sr., UCLA
F Michael Wright, Jr., ARIZ

2001-02

- C Curtis Borchardt, Jr., STAN
F *Sam Clancy, Sr., USC
G Jason Gardner, Jr., ARIZ
G/F Casey Jacobsen, Jr., STAN
G Frederick Jones, Sr., ORE
F Jason Kapono, Jr., UCLA
F/C Chad Prewitt, Sr., ASU
G Luke Ridnour, So., ORE
F Luke Walton, Jr., ARIZ
F Doug Wrenn, So., WASH

2002-03

G Julius Barnes, Sr., STAN
 C Ike Diogu, Fr., ASU
 G Jason Gardner, Sr., ARIZ
 F Luke Jackson, Jr., ORE
 F Jason Kapono, Sr., UCLA
 F Philip Ricci, Sr., OSU
 G *Luke Ridnour, Jr., ORE
 F Joe Shipp, Sr., CAL
 F Amit Tamir, So., CAL
 F Luke Walton, Sr., ARIZ

2003-04

G/F *Josh Childress, Jr., STAN
 F/C Ike Diogu, So., ASU
 G Desmon Farmer, Sr., USC
 C Channing Frye, Jr., ARIZ
 G Chris Hernandez, So., STAN
 F Andre Iguodala, So., ARIZ
 F Luke Jackson, Sr., ORE
 F David Lucas, Jr., OSU
 F Leon Powe, Fr., CAL
 G Nate Robinson, So., WASH

2004-05

F/C *Ike Diogu, Jr., ASU
 C Channing Frye, Sr., ARIZ
 G Dan Grunfeld, Jr., STAN
 G Chris Hernandez, Jr., STAN
 G Thomas Kelati, Sr., WSU
 F David Lucas, Sr., OSU
 G Nate Robinson, Jr., WASH
 G Tre Simmons, Sr., WASH
 G Salim Stoudamire, Sr., ARIZ
 G/F Dijon Thompson, Sr., UCLA

2005-06

G Hassan Adams, Sr., ARIZ
 G Arron Afflalo, So., UCLA
 G Jordan Farmar, So., UCLA
 F Matt Haryasz, Sr., STAN
 G Chris Hernandez, Sr., STAN
 F Leon Powe, So., CAL
 G Gabe Pruitt, So., USC
 G *Brandon Roy, Sr., WASH
 G Ayinde Ubaka, Jr., CAL
 G/F Nick Young, So., USC

2006-07

G *Arron Afflalo, Jr., UCLA
 F Jon Brockman, So., WASH
 G Aaron Brooks, Sr., ORE
 G Darren Collison, So., UCLA
 F Lawrence Hill, So., STAN
 G Derrick Low, Jr., WSU
 G Kyle Weaver, Jr., WSU
 F Marcus Williams, So., ARIZ
 G/F Nick Young, Jr., USC

2007-08

First Team
 F Ryan Anderson, So., CAL
 G James Harden, Fr., ASU
 F Brook Lopez, So., STAN
 C *Kevin Love, Fr., UCLA
 G O.J. Mayo, Fr., USC
Second Team
 G Jerryd Bayless, Fr., ARIZ
 F Jon Brockman, Jr., WASH
 G Darren Collison, Jr., UCLA
 F Maarty Leunen, Sr., ORE
 G Kyle Weaver, Sr., WSU
Third Team
 G Chase Budinger, So., ARIZ
 F Taj Gibson, So., USC
 G Derrick Low, Sr., WSU
 F Jeff Pendergraph, Jr., ASU
 G Russell Westbrook, So., UCLA

2008-09

First Team
 F Jon Brockman, Sr., WASH
 F Chase Budinger, Jr., ARIZ
 G Patrick Christopher, Jr., CAL
 G Darren Collison, Sr., UCLA
 G Justin Dentmon, Sr., WASH
 G *James Harden, So., ASU
 F Jordan Hill, Jr., ARIZ
 F Jeff Pendergraph, Sr., ASU
 G Jerome Randle, Jr., CAL
 G Taylor Rochestie, Sr., WSU
Second Team
 F Taj Gibson, Jr., USC
 G Daniel Hackett, Jr., USC
 G/F Josh Shipp, Sr., UCLA
 G Isaiah Thomas, Fr., WASH
 G Nic Wise, Jr., ARIZ

2009-10

First Team
 G Ty Abbott, Jr., ASU
 G Patrick Christopher, Sr., CAL
 F Landry Fields, Sr., STAN
 F Quincy Pondexter, Sr., WASH
 G *Jerome Randle, Sr., CAL
 G Michael Roll, Sr., UCLA
 G Isaiah Thomas, So., WASH
 G Klay Thompson, So., WSU
 F Derrick Williams, Fr., ARIZ
 G Nic Wise, Sr., ARIZ
Second Team
 F Jamal Boykin, Sr., CAL
 G Jeremy Green, So., STAN
 G Calvin Haynes, Jr., OSU
 F Theo Robertson, Sr., CAL
 F Nikola Vucevic, So., USC

2010-11

First Team
 F Matthew Bryan-Amaning, Sr., WASH
 G Jeremy Green, Jr., STAN
 G Jorge Gutierrez, Jr., CAL
 F Tyler Honeycutt, So., UCLA
 G Malcolm Lee, Jr., UCLA
 F Reeves Nelson, So., UCLA
 G Isaiah Thomas, Jr., WASH
 G Klay Thompson, Jr., WSU
 F Nikola Vucevic, Jr., USC
 F *Derrick Williams, So., ARIZ
Second Team
 F DeAngelo Casto, Jr., WSU
 F Jovean Catron, Sr., ORE
 G Jared Cunningham, So., OSU
 F Harper Kamp, Jr., CAL
 G Trent Lockett, So., ASU

2011-12

First Team
 G Allen Crabbe, So., CAL
 G Jared Cunningham, Jr., OSU
 G Kyle Fogg, Sr., ARIZ
 G *Jorge Gutierrez, Sr., CAL
 F Solomon Hill, Jr., ARIZ
 G Devoe Joseph, Sr., ORE
 F Brock Motum, Jr., WSU
 F André Roberson, So., COLO
 G Terence Ross, So., WASH
 G Tony Wroten, Fr., WASH
Second Team
 G Carlon Brown, Sr., COLO
 G Lazerick Jones, Sr., UCLA
 F Harper Kamp, Sr., CAL
 F Josh Owens, Sr., STAN
 F E.J. Singler, Jr., ORE

2012-13

First Team
 G Jahii Carson, Fr., ASU
 G *Allen Crabbe, Jr., CAL
 G Spencer Dinwiddie, So., COLO
 G Larry Drew II, Sr., UCLA
 F Solomon Hill, Sr., ARIZ
 G Mark Lyons, Sr., ARIZ
 G/F Shabazz Muhammad, Fr., UCLA
 F Dwight Powell, Jr., STAN
 F André Roberson, Jr., COLO
 G E.J. Singler, Sr., ORE
Second Team
 G Kyle Anderson, Fr., UCLA
 G Justin Cobbs, Jr., CAL
 G/F Carrick Felix, Sr., ASU
 F Brock Motum, Sr., WSU
 G C.J. Wilcox, Jr., WASH

2013-14

First Team
 G Jordan Adams, So., UCLA
 G Kyle Anderson, So., UCLA
 G Jahii Carson, So., ASU
 G Justin Cobbs, Sr., CAL
 F Aaron Gordon, Fr., ARIZ
 G *Nick Johnson, Jr., ARIZ
 F Dwight Powell, Sr., STAN
 G Chasson Randle, Jr., STAN
 F Josh Scott, So., COLO
 G Delon Wright, Jr., UTAH
Second Team
 C Jordan Bachynski, Sr., ASU
 G T.J. McConnell, Jr., ARIZ
 G Roberto Nelson, Sr., OSU
 G C.J. Wilcox, Sr., WASH
 G Joe Young, Jr., ORE

2014-15

First Team
 F Rondae Hollis-Jefferson, So., ARIZ
 F Stanley Johnson, Fr., ARIZ
 G Davonté Lacy, Sr., WSU
 G T.J. McConnell, Sr., ARIZ
 G Gary Payton II, Jr., OSU
 G Norman Powell, Sr., UCLA
 G Chasson Randle, Sr., STAN
 G Tyrone Wallace, Jr., CAL
 G Delon Wright, Sr., UTAH
 G *Joseph Young, Sr., ORE
Second Team
 G Askia Booker, Sr., COLO
 G Elgin Cook, Jr., ORE
 F Kevon Looney, Fr., UCLA
 G Brandon Taylor, Jr., UTAH
 G Nigel Williams-Goss, Sr., WASH

2015-16

First Team
 F Rosco Allen, Sr., STAN
 F Ryan Anderson, Sr., ARIZ
 G Andrew Andrews, Sr., WASH
 F Dillon Brooks, So., ORE
 F Jaylen Brown, Fr., CAL
 F Elgin Cook, Sr., ORE
 G Julian Jacobs, Jr., USC
 G Gary Payton II, Sr., OSU
 F *Jakob Poeltl, So., UTAH
 F Josh Scott, Sr., COLO
Second Team
 G Isaac Hamilton, Jr., UCLA
 G Dejounte Murray, Fr., WASH
 F Ivan Rabb, Fr., CAL
 C Kaleb Tarczewski, Sr., ARIZ
 G Gabe York, Sr., ARIZ

2016-17

First Team
 G Bryce Alford, Sr., UCLA
 G Lonzo Ball, Fr., UCLA
 F *Dillon Brooks, Jr., ORE
 G Markelle Fultz, Fr., WASH
 F Kyle Kuzma, Jr., UTAH
 F TJ Leaf, Fr., UCLA
 F Lauri Markkanen, Fr., ARIZ
 F Ivan Rabb, So., CAL
 F Reid Travis, Jr., STAN
 G Derrick White, Sr., COLO
Second Team
 G Kadeem Allen, Sr., ARIZ
 F Jordan Bell, Jr., ORE
 F Josh Hawkinson, Sr., WSU
 F Chimezie Metu, So., USC
 G Allonzo Trier, So., ARIZ

2017-18

First Team
 F *Deandre Ayton, Fr., ARIZ
 G Justin Bibbins, Sr., UTAH
 F Noah Dickerson, Jr., WASH
 G Tra Holder, Sr., ASU
 G Aaron Holiday, Jr., UCLA
 G Jordan McLaughlin, Sr., USC
 F Chimezie Metu, Jr., USC
 F Tres Tinkle, R-So., OSU
 F Reid Travis, R-Jr., STAN
 G Allonzo Trier, Jr., ARIZ
Second Team
 F David Collette, Sr., UTAH
 G George King, R-Sr., COLO
 G Payton Pritchard, So., ORE
 C Dusan Ristic, Sr., ARIZ
 C Thomas Welsh, Sr., UCLA

2018-19

First Team
 G Sedrick Barefield, Sr., UTAH
 G/F Tyler Bey, So., COLO
 F Bennie Boatwright, Sr., USC
 F Zylan Cheatham, Sr., ASU
 F Robert Franks, Sr., WSU
 G *Jaylen Nowell, So., WASH
 F KZ Okpala, So., STAN
 G Matisse Thybulle, Sr., WASH
 F Tres Tinkle, R-Jr., OSU
 G McKinley Wright IV, So., COLO
Second Team
 G Luguentz Dort, Fr., ASU
 G Jaylen Hands, So., UCLA
 G Remy Martin, So., ASU
 G Stephen Thompson Jr., Sr., OSU
 G Kris Wilkes, So., UCLA

2019-20

First Team
 F Oscar da Silva, Jr., STAN
 F CJ Elleby, So., WSU
 G Remy Martin, Jr., ASU
 F Zeke Nnaji, Fr., ARIZ
 F Onyeka Okongwu, Fr., USC
 G *Payton Pritchard, Sr., ORE
 G Chris Smith, Jr., UCLA
 F Isaiah Stewart, Fr., WASH
 F Tres Tinkle, Sr., OSU
 G McKinley Wright IV, Jr., COLO
Second Team
 F Timmy Allen, So., UTAH
 G/F Tyler Bey, Jr., COLO
 G Matt Bradley, So., CAL
 G Nico Mannion, Fr., ARIZ
 G Jonah Mathews, Sr., USC

* - Denotes Player of the Year

ALL-CONFERENCE BY SCHOOL

(Total selections)

1. UCLA133
2. WASH104
3. CAL99
4. STAN94
5. USC93
6. ARIZ76
7. ORE73
8. OSU68
9. WSU56
10. ASU40
11. COLO13
IDA13
13. UTAH9
14. MONT0



ARIZONA (55)

- G Hassan Adams ('06)
G Kadeem Allen ('17)
F Ryan Anderson ('16)
G Gilbert Arenas ('01)
F Deandre Ayton ('18)
G Jerryd Bayless ('08)
G Mike Bibby ('98)
F A.J. Bramlett ('99)
F Chase Budinger ('08, '09)
F Jud Buechler ('90)
F Anthony Cook ('88, '89)
F Ben Davis ('96)
F Ron Davis ('81)
C Larry Demic ('79)
F Michael Dickerson ('97)
F Sean Elliott ('87, '88, '89)
G Kyle Fogg ('12)
C Channing Frye ('04, '05)
G Jason Gardner ('00, '02, '03)
G Reggie Geary ('96)
F Aaron Gordon ('14)
F Jordan Hill ('09)
F Solomon Hill ('12, '13)
F Rondae Hollis-Jefferson ('15)
F Andre Iguodala ('04)
G Nick Johnson ('14)
F Stanley Johnson ('15)
G Steve Kerr ('86, '88)
G Mark Lyons ('13)
G Nico Mannion ('20)
F Lauri Markkanen ('17)
G T.J. McConnell ('14, '15)
F Chris Mills ('92, '93)
G Joe Nehls ('80)
F Zeke Nnaji ('20)
F Ray Owes ('95)
G Khalid Reeves ('94)
C Dusan Ristic ('18)
C Sean Rooks ('92)
G Miles Simon ('98)
F Eddie Smith ('85)
G Damon Stoudamire ('93, '94, '95)
G Salim Stoudamire ('05)
C Kaleb Tarczewski ('16)
G Jason Terry ('99)
G Allonzo Trier ('17, '18)
F Luke Walton ('02, '03)
F Brian Williams ('91)
F Derrick Williams ('10, '11)
C Pete Williams ('84, '85)
F Marcus Williams ('07)
G Nic Wise ('09, '10)
C Loren Woods ('00)
F Michael Wright ('00, '01)
G Gabe York ('16)

ARIZONA STATE (29)

- G Ty Abbott ('10)
C Isaac Austin ('91)
C Jordan Bachynski ('14)
F Mike Batiste ('99)
G Chris Beasley ('84)
G Steve Beck ('87)
F Mario Bennett ('94, '95)
G Jahii Carson ('13, '14)
F Zylan Cheatham ('19)
F Ike Diogu ('03, '04, '05)
G Luguentz Dort ('19)
F Trent Edwards ('89)
G/F Carrick Felix ('13)
G James Harden ('08, '09)
G Tra Holder ('18)
G Eddie House ('99, '00)
F Bobby Lazor ('99)
G Lafayette Lever ('81, '82)

- C Alton Lister ('81)
G Trent Locket ('11)
G Remy Martin ('19, '20)
F Kurt Nimphius ('80)
F Jeff Pendergraph ('08, '09)
F/C Chad Prewitt ('02)
G Byron Scott ('83)
G Stevin Smith ('93, '94)
F Paul Williams ('83)
F Sam Williams ('81)
G Jeremy Veal ('97, '98)

CALIFORNIA (65)

- C Henry Anderson ('19)
F Ryan Anderson ('08)
F Jamal Boykin ('10)
G Matt Bradley ('20)
F Jaylen Brown ('16)
G Phil Chenier ('71)
G Patrick Christopher ('09, '10)
G Justin Cobbs ('13, '14)
G Joel Coffield ('29, '31)
F Vern Corbin ('17)
G Allen Crabbe ('12)
G Russ Critchfield ('67, '68)
G George Dixon ('26, '27)
G Arthur Eggleston ('20, '21)
F Hal Eifert ('33, '34)
G P.A. Embury ('16)
G Denny Fitzpatrick ('59)
C Dan Foster ('16)
F Larry Friend ('57)
G Ed Gray ('97)
G Rufus Gregory ('28)
G Jorge Gutierrez ('11, '12)
C Bill Hagler ('49, '51)
F Chuck Hanger ('48)
F Brian Hendrick ('90, '91, '92)
C Bill Higgins ('25, '26)
F John Higgins ('44)
G Bob Hogeboom ('46)
G Wayne Hooper ('44)
C Darrall Imhoff ('59, '60)
G Charlie Johnson ('69)
G Kevin Johnson ('86, '87)
F Harper Kamp ('11, '12)
G Jason Kidd ('93, '94)
G Aubrey Kincaid ('24)
F Joe Kintana ('32)
F Merv Lafaille ('46)
F Sean Lampley ('00, '01)
G Bob Matheny ('50, '53)
F Bill McClintock ('60, '61)
C Don McIntosh ('58)
C Bob McKeen ('53, '54, '55)
C Mark McNamara ('82)
F Gus Mota ('45)
F Lamond Murray ('93, '94)
F Leon Powe ('04, '06)
F Kent Pursel ('30)
F Ivan Rabb ('16, '17)
G Jerome Randle ('09, '10)
G John Rickson ('53)
G Theo Robertson ('10)
F Jack Rocker ('47)
F Joe Ship ('03)
F John Talt ('22, '23, '24)
C Leonard Taylor ('89)
F Doug True ('80)
F Ansley Truitt ('71)
G Earl Schultz ('60)
G Keith Smith ('90)
F Amit Tamir ('03)
G Ayinde Ubaka ('06)
G Carl Vendt ('32)
G Tyrone Wallace ('15)

COLORADO (9)

- G/F Tyler Bey ('19, '20)
G Askia Booker ('15)
G Carlton Brown ('12)
G Spencer Dinwiddie ('13)
G George King ('18)
F André Roberson ('12, '13)
F Josh Scott ('14, '16)
G Derrick White ('17)
G McKinley Wright IV ('19, '20)

OREGON (48)

- C Jerry Adams ('86)
F Greg Ballard ('76, '77)
G Jim Barnett ('66)
F Jordan Bell ('17)
F Bryan Bracey ('01)
G Terrell Brandon ('90, '91)
G Aaron Brooks ('07)
F Dillon Brooks ('16, '17)
F Joevan Catron ('11)
G Hal Chapman ('19)
F Elgin Cook ('15, '16)
F John Dick ('40)
F Ed Durno ('19, '20, '21)
G Charlie Franklin ('58)
F Lauren Gale ('38, '39)
F Jerry Gunther ('26)
G Bob Hamilton ('45)
G Cecil Holland ('54)
G Ken Hunt ('52)
F Luke Jackson ('03, '04)
F Wally Johansen ('38)
G Frederick Jones ('02)
G Devoe Joseph ('12)
C Hugh Latham ('23, '24)
G Ron Lee ('73, '74, '75, '76)
F Maarty Leunen ('08)
F Jim Loscutoff ('55)
C Stan Love ('70, '71)
F Chet Noe ('53)
C Roy Okerberg ('27)
F Bob Peterson ('51)
G Payton Pritchard ('18, '20)
C Blair Rasmussen ('83, '84, '85)
G Luke Ridnour ('02, '03)
G Anthony Taylor ('87, '88)
G Alex Scales ('00)
F E.J. Singler ('12, '13)
G Vic Townsend ('41)
F Will Urban ('50)
G Ken Wegner ('53)
G Algot Westergren ('25, '26, '27)
C Roger Wiley ('49)
G Dick Wilkins ('45, '46)
G Kenya Wilkins ('97)
G Orlando Williams ('94, '95)
G Stan Williamson ('47, '48)
C Urgel Wintermute ('39)
G Joseph Young ('14, '15)

OREGON STATE (45)

- F Teo Alibegovic ('91)
F Brent Barry ('95)
G Lew Beck ('47)
G Ray Blume ('80, '81)
G Freddie Boyd ('72)
G Lester Conner ('82)
G Cliff Crandall ('48, '49)
G Jared Cunningham ('11, '12)
F Dave Gambee ('57, '58)
G Amory Gill ('22, '24)

- C A.C. Green ('83, '84, '85)
C Swede Halbrook ('54, '55)
G Lee Harman ('59)
C Scott Haskin ('92, '93)
G Calvin Haynes ('10)
G George Hibbard ('35)
C Marshall Hjelte ('22)
G Al Hunter ('40)
G Jim Jarvis ('65)
C Steve Johnson ('79, '80, '81)
G Danny Johnston ('52)
F Rickey Lee ('78)
C Ed Lewis ('33)
F David Lucas ('04, '05)
C John Mandic ('42)
G Ira Mix ('16)
G Roberto Nelson ('14)
C Jose Ortiz ('86, '87)
F Wally Palmberg ('36)
G Bob Payne ('51)
G Gary Payton ('88, '89, '90)
G Gary Payton II ('15, '16)
G Mark Radford ('81)
C Philip Ricci ('03)
F Harold Ridings ('25)
F Ephraim Rocha ('45, '46, '47)
F Lonnie Shelton ('75)
F Adolph Siebets ('16, '17)
C Charlie Sitton ('82, '83, '84)
G Rocky Smith ('77)
G Carlos Steele ('25)
G Deaundra Tanner ('99)
G Stephen Thompson Jr. ('19)
F Tres Tinkle ('18, '19, '20)
F Charlie White ('66)

STANFORD (60)

- G Fred Adams ('21)
F Rosco Allen ('16)
G John Arrillaga ('60)
G Julius Barnes ('03)
F Bob Bedell ('65)
F Kimberly Belton ('80)
C Curtis Borchardt ('02)
F Don Burness ('41)
G Mike Bratz ('77)
G Jack Calderwood ('38)
G/F Josh Childress ('04)
G Don Clemetson ('63)
F Jarron Collins ('01)
C Jason Collins ('01)
G Bill Cowden ('42)
G Dion Cross ('95, '96)
F Oscar da Silva ('20)
G Dave Davidson ('49)
G Jen Davidson ('41)
C Tom Dose ('63, '64)
F Landry Fields ('10)
G Jeremy Green ('10, '11)
G Dan Grunfeld ('05)
G Art Harris ('66)
F Matt Haryasz ('06)
G Chris Hernandez ('04, '05, '06)
G John Higgins ('47, '48)
F Lawrence Hill ('07)
F Casey Jacobsen ('00, '01, '02)
G Keith Jones ('83, '84)
F Adam Keefe ('90, '91, '92)
C Rich Kelley ('73, '74, '75)
G Brevin Knight ('95, '96, '97)
C Russ Lawler ('54)
G Arthur Lee ('99)
G Todd Lichti ('86, '87, '88, '89)
F Brook Lopez ('08)
F Hank Luisetti ('36, '37, '38)
F Mark Madsen ('99, '00)

- G Bryan Moore ('35, '37)
G Paul Neumann ('59)
F KZ Okpala ('19)
F Josh Owens ('12)
G Jim Pollard ('42)
F Dwight Powell ('13, '14)
C Jim Ramstead ('51)
G Chasson Randle ('14, '15)
C John Revelli ('82)
C C.E. Righter ('20, '21)
G Harlow Rothert ('29)
G George Selleck ('55)
C Art Stoefen ('38)
G Claude Terry ('72)
G Ron Tomsic ('53, '55)
F Reid Travis ('17, '18)
G Kris Weems ('98)
F John Windors ('62)
F Howard Wright ('88, '89)
F George Yardley ('50)
C Tim Young ('98)

UCLA (87)

- G Jordan Adams ('14)
G Arron Afflalo ('06, '07)
C Lew Alcindor ('67, '68, '69)
G Bryce Alford ('17)
G Lucius Allen ('67)
G Kyle Anderson ('13, '14)
G Toby Bailey ('96, '97, '98)
G Lonzo Ball ('17)
C Don Barksdale ('47)
G Don Bragg ('54, '55)
G Chuck Clustka ('46)
G Darren Collison ('07, '08, '09)
G Gary Cunningham ('61)
G Baron Davis ('99)
G Larry Drew II ('13)
G Tyus Edney ('93, '94, '95)
F Keith Erickson ('65)
G Jordan Farmar ('06)
F Kenny Fields ('82, '83, '84)
G Rod Foster ('81, '83)
G Gail Goodrich ('64, '65)
G John Green ('62)
F David Greenwood ('77, '78, '79)
G Isaac Hamilton ('16)
G Roy Hamilton ('78, '79)
G Jaylen Hands ('19)
G Walt Hazzard ('63, '64)
F J.R. Henderson ('96, '98)
F Jack Hirsch ('64)
G Aaron Holiday ('18)
G Brad Holland ('79)
F Tyler Honeycutt ('11)
G Ralph Jackson ('84)
F Marques Johnson ('76, '77)
G Lazeric Jones ('12)
F Jason Kapono ('00, '01, '02, '03)
C Carl Kraushaar ('50)
F TJ Leaf ('17)
G Malcolm Lee ('11)
F Richard Lenthicum ('31)
G Ron Livingston ('54)
F Kevon Looney ('15)
C Kevin Love ('08)
F Mike Lynn ('66)
F Don MacLean ('90, '91, '92)
C Jelani McCoy ('97)
F Dave Meyers ('75)
G Nigel Miguel ('85)
F Reggie Miller ('86, '87)
G Dave Minor ('47, '48)
F John Moore ('55)
F Shabazz Muhammad ('13)
F Tracy Murray ('91, '92)

F Reeves Nelson ('11)
 F Willie Nauls ('55, '56)
 F Charles O'Bannon ('96, '97)
 F Ed O'Bannon ('93, '94, '95)
 G Norman Powell ('15)
 G Bill Putnam ('45)
 G Bill Rankin ('44, '45)
 G Pooh Richardson ('87, '88, '89)
 F Dick Ridgway ('51)
 G Michael Roll ('10)
 F Curtis Rowe ('69, '71)
 F Mike Sanders ('81, '82)
 F Alan Sawyer ('49)
 G Eddie Sheldrake ('51)
 G/F Josh Shipp ('09)
 G Chris Smith ('20)
 G George Stanich ('49, '50)
 F John Stanich ('48)
 G Morris Taft ('56)
 G/F Dijon Thompson ('05)
 G Walt Torrence ('59)
 G Raymond Townsend ('78)
 F Kiki Vandeweghe ('80)
 C Bill Walton ('72, '73, '74)
 G Mike Warren ('68)
 F Richard Washington ('76)
 G Earl Watson ('01)
 C Thomas Welsh ('18)
 F Dick West ('44)
 G Russell Westbrook ('08)
 F Sidney Wicks ('70, '71)
 F Keith Wilkes ('73, '74)
 G Kris Wilkes ('19)
 F Trevor Wilson ('88, '89, '90)

USC (65)

G Dan Anderson ('74)
 G Dwight Anderson ('82)
 G Chris Appel ('61, '62)
 F Morris Badgro ('27)
 G Julie Bescos ('33, '34)
 C John Block ('65, '66)
 F Bennie Boatwright ('19)
 G Stais Boseman ('97)
 C Jack Bruner ('28)
 C Wilbur Caldwell ('31)
 G Mack Calvin ('69)
 G Don Carfino ('80)
 F Wayne Carlander ('84, '85)
 F Sam Clancy ('01, '02)
 C Ronnie Coleman ('91)
 G Duane Cooper ('92)
 F Derrick Dowell ('86, '87)
 G Desmon Farmer ('04)
 F Ken Flower ('53)
 F Taj Gibson ('08, '09)
 G Bob Graham ('45)
 C Lee Guttero ('34, '35)
 G Daniel Hackett ('09)
 C Alex Hannum ('48)
 F Bill Hewitt ('67, '68)
 G Jacque Hill ('83)
 C Bob Howard ('44)
 F Jack Hupp ('35)
 F Roy Irvin ('54)
 G Julian Jacobs ('16)
 G John Lehnert ('30)
 F Gordon Martin ('63)
 G Jonah Mathews ('20)
 G O.J. Mayo ('08)
 G Tom McGarvin ('40)
 G Jordan McLaughlin ('18)
 G Harold Miner ('90, '91, '92)
 F Chimezie Metu ('17, '18)

F Jesse Mortenson ('28, '30)
 F Jerry Nemer ('32, '33)
 C Jack Nichols ('45, '46)
 F Onyeka Okongwu ('20)
 G Eddie Oram ('36, '37)
 F Bob Ormsby ('42)
 F Lorenzo Orr ('94)
 G Gabe Pruitt ('06)
 G Tom Riach ('51)
 F Ron Riley ('72)
 C Cliff Robinson ('78, '79)
 F Gene Rock ('43)
 G Danny Rogers ('57)
 C John Rudometkin ('61, '62)
 F Brian Scalabrine ('00)
 G Dale Sears ('39, '40)
 G Jim Seminoff ('43)
 F Bill Sharman ('49, '50)
 F Ralph Vaughn ('39, '40)
 F Nikola Vucevic ('10, '11)
 G Dick Welh ('55)
 F John Werhas ('59)
 G Paul Westphal ('70, '71)
 G Gus Williams ('75)
 F Maurice Williams ('81, '82)
 F Allen Young ('64)
 G/F Nick Young ('06, '07)

UTAH (8)

F Timmy Allen ('20)
 G Sedrick Barefield ('19)
 G Justin Bibbins ('18)
 F David Collette ('18)
 F Kyle Kuzma ('17)
 F Jakob Poeltl ('16)
 G Brandon Taylor ('15)
 G Delon Wright ('14, '15)

WASHINGTON (73)

F Al Akins ('44)
 G Andrew Andrews ('16)
 C Ralph Bishop ('36)
 C Bruno Boin ('56)
 F Jon Brockman ('07, '08, '09)
 G Jimmy Bryan ('22)
 F Matthew Bryan-Amaning ('11)
 G Ralph Cairney ('31, '32)
 F Dan Caldwell ('82)
 G Joe Cipriano ('53)
 G Irving Cook ('19, '20)
 F Ed Correll ('63)
 G J.R. Crawford ('23)
 G Norm Dalthorp ('46)
 F Jack Davidson ('16)
 G Justin Dentmon ('09)
 F Noah Dickerson ('18)
 C James Edwards ('76, '77)
 G Bob Egge ('36)
 F Paul Fortier ('86)
 G Markelle Fultz ('17)
 F Bob Galer ('34, '35)
 C Chuck Gilmur ('43)
 F Andra Griffin ('81)
 F Frank Guisness ('51, '52)
 F Bill Hanson ('60, '61, '62)
 F Steve Hawes ('72)
 F Bob Hesketh ('25)
 C Bob Houbregs ('51, '52, '53)
 F George Irvine ('70)
 G Alfred James ('28)
 G Bob Jorgenson ('45)
 G Hal Lee ('33, '34)
 F Ed Loverich ('37)
 C Todd MacCulloch ('98, '99)
 C Rich Manning ('93)

F Doug McClary ('53)
 C Harold McClary ('29)
 G Bill Morris ('43, '44)
 G DeJounte Murray ('16)
 G Louie Nelson ('73)
 F Perry Nelson ('44)
 C Jack Nichols ('44, '47, '48)
 G Jaylen Nowell ('19)
 F Dean Parsons ('54, '55)
 F Quincy Pondexter ('10)
 G Eldridge Recasner ('88, '89, '90)
 G Nate Robinson ('04, '05)
 G Terrence Ross ('12)
 G Brandon Roy ('06)
 F Mark Sanford ('96, '97)
 F Detleg Schrempf ('84, '85)
 F Albert Schuss ('26)
 C Henry Sielk ('21)
 G Tre Simmons ('05)
 C Doug Smart ('57, '58, '59)
 F Monty Snider ('28)
 G Lou Soriano ('50)
 G Steve Staatz ('17)
 F Isaiah Stewart ('20)
 F Henry Swanson ('30, '31)
 G Bill Taylor ('44)
 G Isaiah Thomas ('09, '10, '11)
 G Matisse Thybulle ('19)
 C Chris Welp ('85, '86, '87)
 G Dick Welts ('24)
 F Sammy White ('48, '49)
 G C.J. Wilcox ('13, '14)
 G Nigel Williams-Goss ('15)
 F Doug Wrenn ('02)
 G Tony Wroten ('12)
 F Phil Zevenbergen ('87)
 G George Ziegenfuss ('39)

WASHINGTON STATE (39)

F Larry Beck ('56, '57)
 F Ron Bennink ('54, '55)
 F Gale Bishop ('43, '46)
 G Roy Bohler ('17)
 F DeAngelo Casto ('11)
 F Don Collins ('80)
 C Gene Conley ('50)
 F Carlos Daniel ('98)
 F CJ Elleby ('20)
 G Rick Erickson ('70)
 F Robert Franks ('19)
 G Isaac Fontaine ('96, '97)
 C Bob Gambold ('51)
 F Ed Gayda ('49, '50)
 C Huntley Gordon ('32)
 C Vince Hanson ('45, '48)
 F Steve Harriel ('83)
 F Josh Hawkinson ('17)
 F Mark Hendrickson ('95, '96)
 G DaVonté Lacy ('15)
 G Terrence Lewis ('92)
 C Paul Lindeman ('41)
 G Derrick Low ('07, '08)
 G Thomas Kelati ('05)
 F Jim McKean ('67, '68)
 G Art McLarney ('30)
 G Keith Morrison ('85, '86)
 F Brock Motum ('12, '13)
 C Ivar Nelson ('37)
 F Ivan Price ('17)
 G Bryan Rison ('80)
 G Taylor Rochestie ('09)
 F McClellan Rockey ('19, '20)
 G Bennie Seltzer ('93)
 F Bob Sheridan ('47)

G Ray Sundquist ('41)
 G Klay Thompson ('10, '11)
 G Kyle Weaver ('07, '08)
 F Ted Wierman ('69)

IDAHO (11)

G Preston Brimhall ('48, '49)
 F Al Fox ('22, '23)
 G Bob Garrison ('54)
 F Hartly Kruger ('52)
 F Frank McMillan ('29)
 G Harlan Melton ('55)
 G Bob Pritchett ('50)
 F Fred Quinn ('46)
 G Gary Simmons ('58)
 G Harold Telford ('23)
 F Ray Turner ('42)

MONTANA (0)

(None)

FOUR-TIME ALL-CONFERENCE SELECTIONS

Jason Kapono, UCLA ('00, '01, '02, '03)
 Ron Lee, ORE ('73, '74, '75, '76)
 Todd Lichti, STAN ('86, '87, '88, '89)
 Bob McKeen, CAL ('52, '53, '54, '55)

THREE-TIME ALL-CONFERENCE SELECTIONS

Lew Alcindor, UCLA ('67, '68, '69)
 Toby Bailey, UCLA ('96, '97, '98)
 Kimberly Belton, STAN ('78, '79, '80)
 Jon Brockman, WASH ('07, '08, '09)
 Don Collins, WSU ('78, '79, '80)
 Darren Collison, UCLA ('07, '08, '09)
 Ike Diogu, ASU ('03, '04, '05)
 Ed Durmo, ORE ('19, '20, '21)
 Tyus Edney, UCLA ('93, '94, '95)
 Sean Elliott, ARIZ ('87, '88, '89)
 Kenny Fields, UCLA ('82, '83, '84)
 Jason Gardner, ARIZ ('00, '02, '03)
 A.C. Green, OSU ('83, '84, '85)
 David Greenwood, UCLA ('77, '78, '79)
 Brian Hendrick, CAL ('90, '91, '92)
 Chris Hernandez, STAN ('04, '05, '06)
 Bob Houbregs, WASH ('51, '52, '53)
 Casey Jacobsen, STAN ('00, '01, '02)
 Steve Johnson, OSU ('79, '80, '81)
 Adam Keefe, STAN ('90, '91, '92)
 Rich Kelley, STAN ('73, '74, '75)
 Brevin Knight, STAN ('95, '96, '97)
 Hank Luisetti, STAN ('36, '37, '38)
 Don MacLean, UCLA ('90, '91, '92)
 Harold Miner, USC ('90, '91, '92)
 Jack Nichols, WASH ('44, '47, '48)
 Ed O'Bannon, UCLA ('93, '94, '95)
 Gary Payton, OSU ('88, '89, '90)
 Blair Rasmussen, ORE ('83, '84, '85)
 Ephraim Rocha, OSU ('45, '46, '47)
 Charlie Sitton, OSU ('82, '83, '84)
 Doug Smart, WASH ('57, '58, '59)
 Damon Stoudamire, ARIZ ('93, '94, '95)
 John Talt, CAL ('22, '23, '24)
 Isaiah Thomas, WASH ('09, '10, '11)
 Tres Tinkle, OSU ('18, '19, '20)
 Bill Walton, UCLA ('72, '73, '74)
 Chris Welp, WASH ('85, '86, '87)
 Algot Westergren, ORE ('25, '26, '27)
 Andy Wolfe, CAL ('46, '47, '48)



1983-84

- F Steve Beck, ASU
- F Derrick Dowell, USC
- C *Chris Welp, WASH
- G Chris Washington, CAL
- G Michael Tait, ARIZ
- G Kevin Johnson, CAL

1984-85

- F *Leonard Taylor, CAL
- F Chris Sandle, ASU
- F Craig Jackson, UCLA
- G Anthony Taylor, ORE
- G Eric Knox, OSU

1985-86

- F *Sean Elliott, ARIZ
- F Tom Lewis, USC
- G *Pooh Richardson, UCLA
- G Todd Lichti, STAN
- G Bo Kimble, USC

1986-87

- F Bob Erbst, USC
- F Trevor Wilson, UCLA
- G *Gary Payton, OSU
- G Eldridge Recasner, WASH
- G Bryant Walton, CAL

1987-88

- F *Ronnie Coleman, USC
- F Mike Hayward, WASH
- G Will Brantley, OSU
- G Ryan Drew, CAL
- G Gerald Madkins, UCLA

1988-89

- F Adam Keefe, STAN
- F *Don MacLean, UCLA
- C Sean Rooks, ARIZ
- G Darrick Martin, UCLA
- G Matt Othick, ARIZ

1989-90

- F Brian Hendrick, CAL
- F Tracy Murray, UCLA
- C Ed Stokes, ARIZ
- G *Harold Miner, USC
- G Bennie Seltzer, WSU

1990-91

- F *Jamal Faulkner, ASU
- G Dwayne Fontana, ASU
- G Jordy Lyden, ORE
- G Khalid Reeves, ARIZ
- G Shon Tarver, UCLA

1991-92

- F Mario Bennett, ASU
- F Lamond Murray, CAL
- F *Mark Pope, WASH
- G Tyus Edney, UCLA
- G Damon Stoudamire, ARIZ

1992-93

- F Mark Hendrickson, WSU
- G Dion Cross, STAN
- G Burt Harris, USC
- G *Jason Kidd, CAL
- G Ron Riley, ASU

1993-94

- F Charles O'Bannon, UCLA
- C Michael Stewart, CAL
- G Isaac Fontaine, WSU
- G *Brevin Knight, STAN
- G Kenya Wilkins, ORE

1994-95

- G Toby Bailey, UCLA
- F *Tremaine Fowlkes, CAL
- F J.R. Henderson, UCLA
- F Mark Sanford, WASH
- C Tim Young, STAN

1995-96

- F *Shareef Abdur-Rahim, CAL
- G Terik Brown, ORE
- C Todd MacCulloch, WASH
- C Jelani McCoy, UCLA
- F Mark Seaton, STAN

1996-97

- F Corey Benjamin, OSU
- G *Mike Bibby, ARIZ
- G Carson Cunningham, OSU
- G Eddie House, ASU
- G Blake Pengelly, WSU

1997-98

- F Jarron Collins, STAN
- G *Baron Davis, UCLA
- F Sean Lampley, CAL
- G Deaundra Tanner, OSU
- G Earl Watson, UCLA

1998-99

- G Senque Carey, WASH
- C Dan Gadzuric, UCLA
- F Richard Jefferson, ARIZ
- F JaRon Rush, UCLA
- F *Michael Wright, ARIZ

1999-00

- G Gilbert Arenas, ARIZ
- G Jason Gardner, ARIZ
- F Brian Jackson, OSU
- G *Casey Jacobsen, STAN
- F *Jason Kapono, UCLA

2000-01

- G Curtis Allen, WASH
- F T.J. Cummings, UCLA
- F Luke Jackson, ORE
- G Marcus Moore, WSU
- G *Luke Ridnour, ORE

2001-02

- G Errick Craven, USC
- C Channing Frye, ARIZ
- C Jamal Sampson, CAL
- G *Salim Stoudamire, ARIZ
- C/F Amit Tamir, CAL

2002-03

- G Hassan Adams, ARIZ
- C *Ike Diogu, ASU
- F Andre Igoudala, ARIZ
- G Richard Midgley, CAL
- G Nate Robinson, WASH

2003-04

- F Trevor Ariza, UCLA
- G Aaron Brooks, ORE
- G/F Marquise Kately, CAL
- F *Leon Powe, CAL
- G Mustafa Shakur, ARIZ
- G Lodrick Stewart, USC

2004-05

- G Arron Afflalo, UCLA
- G *Jordan Farmar, UCLA
- G Malik Hairston, ORE
- G Gabe Pruitt, USC
- G Bryce Taylor, ORE

2005-06

- F Jon Brockman, WASH
- G Justin Dentmon, WASH
- F *L.R. Mbah a Moute, UCLA
- F Jeff Pendergraph, ASU
- F Marcus Williams, ARIZ

2006-07

- F Ryan Anderson, CAL
- F *Chase Budinger, ARIZ
- F Taj Gibson, USC
- C Spencer Hawes, WASH
- F Brook Lopez, STAN
- G Tajuan Porter, ORE

2007-08

- G Jerryd Bayless, ARIZ
- G James Harden, ASU
- F Davon Jefferson, USC
- C *Kevin Love, UCLA
- G O.J. Mayo, USC

2008-09

- F DeAngelo Casto, WSU
- F DeMar DeRozan, USC
- G Jeremy Green, STAN
- G Jrue Holiday, UCLA
- G *Isaiah Thomas, WASH
- G Klay Thompson, WSU

2009-10

- F Tyler Honeycutt, UCLA
- G Trent Lockett, ASU
- G Reggie Moore, WSU
- F Reeves Nelson, UCLA
- F *Derrick Williams, ARIZ

2010-11

- G/F Anthony Brown, STAN
- G *Allen Crabbe, CAL
- G Maurice Jones, USC
- F Dwight Powell, STAN
- F Joshua Smith, UCLA
- G C.J. Wilcox, WASH

2011-12

- G Spencer Dinwiddie, COLO
- G Nick Johnson, ARIZ
- F David Kravish, CAL
- G Chasson Randle, STAN
- G *Tony Wroten, WASH

2012-13

- G Kyle Anderson, UCLA
- G *Jahii Carson, ASU
- G Damyean Dotson, ORE
- G/F *Shabazz Muhammad, UCLA
- F Josh Scott, COLO

2013-14

- G Bryce Alford, UCLA
- F *Aaron Gordon, ARIZ
- F Rondae Hollis-Jefferson, ARIZ
- G Zach LaVine, UCLA
- G Nigel Williams-Goss, WASH

2014-15

- F Jordan Bell, ORE
- F Dillion Brooks, ORE
- G Tra Holder, ASU
- F *Stanley Johnson, ARIZ
- F Kevon Looney, UCLA
- G Jordan McLaughlin, USC
- C Jakob Poeltl, UTAH

2015-16

- F *Jaylen Brown, CAL
- G Tyler Dorsey, ORE
- G Dejounte Murray, WASH
- F Ivan Rabb, CAL
- G Allonzo Trier, ARIZ

2016-17

- G Rawle Alkins, ARIZ
- F *Lonzo Ball, UCLA
- G Markelle Fultz, WASH
- F TJ Leaf, UCLA
- F Lauri Markkanen, ARIZ

2017-18

- F *Deandre Ayton, ARIZ
- G Daejon Davis, STAN
- G Jaylen Nowell, WASH
- G Kris Wilkes, UCLA
- G McKinley Wright IV, COLO

2018-19

- F Timmy Allen, UTAH
- C Moses Brown, UCLA
- G *Luguentz Dort, ASU
- F CJ Elleby, WSU
- F Louis King, ORE

2019-20

- G Nico Mannion, ARIZ
- F *Zeke Nnaji, ARIZ
- F Onyeka Okongwu, USC
- F Isaiah Stewart, WASH
- G Tyrell Terry, STAN

* - Freshman of the Year

Honors selected by Pac-12 coaches.

ALL-FRESHMEN/
ALL-ROOKIE
SELECTIONS BY
SCHOOL

1. UCLA..... 37
2. ARIZ..... 31
3. CAL..... 23
4. WASH..... 21
5. USC..... 19
6. STAN..... 18
7. ASU..... 14
8. ORE..... 14
9. OSU..... 13
10. WSU..... 12
11. COLO..... 3
12. UTAH..... 2

From 1980-81 - 1982-83, known as the All-Rookie Team and selected by Conference coaches.

From 1992-93 to 1998-99, the All-Newcomer team had been selected by Pac-12 radio play-by-play announcers. From 1999-2000 to 2005-06, the Newcomer of the Year was selected by the announcers and named the FRED HESSLER AWARD in honor of the late UCLA broadcaster.

1980-81

- F Charlie Sitton, Fr., OSU
- F Sam Potter, Fr., CAL
- F Lester Conner, Jr., OSU
- C *John Revelli, Fr., STAN
- G Ken McFadden, Jr., WSU
- G Keith Jones, Fr., STAN

1981-82

- F Wayne Carlander, Fr., USC
- F *Johnny Rodgers, Fr., STAN
- C A.C. Green, Fr., OSU
- G Ken Johnson, Fr., USC
- G Craig Ehlo, Jr., WSU

1982-83

- F *Dave Butler, Fr., CAL
- F Ricky Brown, Fr., WSU
- C Reggie Rogers, Fr., WASH
- G Steve Woodside, Fr., OSU
- G Darryl Flowers, Fr., OSU

1983-84 - 1991-92

(No honors awarded)

1992-93

- F Mustapha Hoff, Jr., OSU
- C Richard Petruska, Sr., UCLA
- G *Marcell Capers, Jr., ASU
- G Tony Harris, Jr., WSU
- G Prentiss Perkins, Jr., WASH

1993-94

- F Sam Allen, Jr., WASH
- F Darryl Parker, Jr., ORE
- G Stephane Brown, Jr., OSU
- G *Isaac Burton, Jr., ASU
- G Michael McClain, So., WASH

1994-95

- C Mike Amos, Jr., WASH
- G *Shamon Antrum, So., WSU
- F Ben Davis, Jr., ARIZ
- G Jason Hamilton, Jr., WASH
- F Vladimir Heredia, Jr., OSU
- G Jamal Lawrence, Jr., ORE

1995-96

- G *Ed Gray, Jr., CAL
- G Markee Brown, Jr., OSU
- F Kyle Milling, Jr., ORE
- C Rob Ramaker, Jr., ORE
- F Rodger Farrington, Jr., ASU

1996-97

- G Elias Ayuso, So., USC
- F Mike Batiste, So., ASU
- F Bennett Davison, Jr., ARIZ
- F *Rodrick Rhodes, Sr., USC
- F Terrill Woods, Jr., OSU

1997-98

- G Geno Carlisle, Jr., CAL
- F Michael Gill, Jr., CAL
- F Thomas Kilgore, Jr., CAL
- F *Bobby Lazor, Jr., ASU
- F Adam Spanich, Jr., USC

1998-99

- C *Brian Scalabrine, So., USC
- G Alex Scales, Jr., ORE
- G Josh Steinthal, So., OSU
- G Jan-Michael Thomas, Jr., WSU
- G Darius Wright, Jr., ORE

* - Newcomer of the Year

Newcomer of the Year

- 1992-93 Marcell Capers, G, ASU (Jr., Los Angeles, Calif.)
- 1993-94 Isaac Burton, G, ASU (Jr., Los Angeles, Calif.)
- 1994-95 Shamon Antrum, G, WSU (Jr., New Haven, Conn.)
- 1995-96 Ed Gray, G, CAL (Jr., Riverside, Calif.)
- 1996-97 Rodrick Rhodes, F, USC (Sr., Jersey City, N.J.)
- 1997-98 Bobby Lazor, F, ASU (Jr., Norwich, N.Y.)
- 1998-99 Brian Scalabrine, C, USC (So., Enumclaw, Wash.)
- 1999-00 Loren Woods, C, ARIZ (Jr., St. Louis, Mo.)
- 2000-01 J Locklier, C, WSU (Jr., Rock Hill, S.C.)
- 2001-02 Doug Wrenn, F, WASH (So., Seattle, Wash.)
- 2002-03 Andre Joseph, G, ORE (Jr., Houston, Texas)
- 2003-04 Jeff McMillan, F, USC (Jr., Staten Island, N.Y.)
- 2004-05 Nick DeWitz, F, OSU (Jr., Chandler, Ariz.)
- 2005-06 Ryan Appleby, G, WASH (So., Stanwood, Wash.)

ALL-NEWCOMER SELECTIONS BY SCHOOL

1. OSU12
2. WASH8
3. ORE7
- USC7
5. CAL6
- WSU6
7. ASU5
8. ARIZ3
- STAN3
10. UCLA1

PAC-12 ALL-DEFENSIVE

2007-08

- G Darren Collison, UCLA
- F Taj Gibson, USC
- C Robin Lopez, STAN
- G Kyle Weaver, WSU
- G *Russell Westbrook, UCLA

2008-09

- C/F Alfred Aboya, UCLA
- G Darren Collison, UCLA
- F *Taj Gibson, USC
- G Daniel Hackett, USC
- F Jordan Hill, ARIZ

2009-10

- F DeAngelo Casto, WSU
- G Jorge Guterrez, CAL
- F Justin Holiday, WASH
- G Venoy Overton, WASH
- G *Seth Tarver, OSU

2010-11

- F DeAngelo Casto, WSU
- G Jared Cunningham, OSU
- G Jorge Guterrez, CAL
- G Malcolm Lee, UCLA
- G *Marcus Simmons, USC

2011-12

- G Jared Cunningham, OSU
- G Kyle Fogg, ARIZ
- G *Jorge Guterrez, CAL
- C Aziz N'Diaye, WASH
- F André Roberson, COLO

2012-13

- G Jordan Bachynski, ASU
- G Carrick Felix, ASU
- F Josh Huestis, STAN
- C Arsalan Kazemi, ORE
- F *André Roberson, COLO

2013-14

- G *Jordan Bachynski, ASU
- F Josh Huestis, STAN
- G Nick Johnson, ARIZ
- G T.J. McConnell, ARIZ
- G Delon Wright, UTAH

2014-15

- F Jordan Bell, ORE
- F Rondae Hollis-Jefferson, ARIZ
- G T.J. McConnell, ARIZ
- G *Gary Payton II, OSU
- G Delon Wright, UTAH

2015-16

- F Chris Boucher, ORE
- G *Gary Payton II, OSU
- F Josh Scott, COLO
- G Brandon Taylor, UTAH
- C Kaleb Tarczewski, ARIZ

2016-17

- G Kadeem Allen, Sr., ARIZ
- G Marcus Allen, Sr., STAN
- F *Jordan Bell, Jr., ORE
- F Chris Boucher, Sr., ORE
- G Derrick White, Sr., COLO

2017-18

- F Deandre Ayton, Fr., ARIZ
- G Aaron Holiday, Jr., UCLA
- G Jordan McLaughlin, Sr., USC
- F *Matisse Thybulle, Jr., WASH
- F Kenny Wooten, Fr., ORE

2018-19

- F Zylan Cheatham, R-Sr., ASU
- G Luguentz Dort, Fr., ASU
- F Kylor Kelley, Jr., OSU
- G *Matisse Thybulle, Sr., WASH
- F Kenny Wooten, So., ORE

2019-20

- G/F *Tyler Bey, Jr., COLO
- F Kylor Kelley, Sr., OSU
- G Jonah Mathews, Sr., USC
- G Bryce Wills, So., STAN
- G McKinley Wright IV, Jr., COLO

* - Defensive Player of the Year

Honors selected by Pac-12 coaches.

ALL-DEFENSIVE SELECTIONS BY SCHOOL

1. ARIZ9
2. ORE7
- OSU7
4. COLO6
- UCLA6
- USC6
7. ASU5
- STAN5
- WASH5
10. CAL3
- UTAH3
- WSU3



1985-86

Keith Balderston, ORE
Dave Butler, CAL
Steve Kerr, ARIZ
Novian Whitsitt, STAN
Steve Woodside, OSU

1986-87

Keith Balderston, ORE
Dave Butler, CAL
Dave Immel, UCLA
Brian Quinnett, WSU
Novian Whitsitt, STAN

1987-88

Keith Balderston, ORE
Steve Kerr, ARIZ
Todd Lichti, STAN
Bill Sherwood, OSU
Terry Taylor, STAN

1988-89

Matt Muehlebach, ARIZ
Brian Quinnett, WSU
Eric Reveno, STAN
Terry Taylor, STAN
Andrew Vlahov, STAN

1989-90

Teo Alibegovic, OSU
Kenny Ammann, STAN
Matt Muehlebach, ARIZ
John Patrick, STAN
David Sanders, WSU

1990-91

Teo Alibegovic, OSU
Kenny Ammann, STAN
Matt Anderson, ASU
Matt Muehlebach, ARIZ
John Patrick, STAN

1991-92

Peter Dukes, STAN
Paul Garrett, STAN
Jon Mitchell, ORE
Dale Reed, WSU
Jason Weaver, STAN

1992-93

Peter Dukes, STAN
Jon Mitchell, ORE
Brett Pagett, WASH
Richard Petruska, UCLA
Mark Pope, WASH

1993-94

Scott Didrickson, WASH
Kevin Flanagan, ARIZ
Jon Mitchell, ORE
Damaine Powell, USC
George Zidek, UCLA

1994-95

David Harbour, STAN
*Jon Mitchell, ORE
J.D. Vetter, OSU
David Vik, WSU
George Zidek, UCLA

1995-96

Carlos Daniel, WSU
David Harbour, STAN
Rich Jackson, STAN
Ty Reuter, USC
J.D. Vetter, OSU

1996-97

Carlos Daniel, WSU
Rich Jackson, STAN
Cameron Johnson, WSU
Todd MacCulloch, WASH
Bob Myers, UCLA

1997-98

Carlos Daniel, WSU
Bobby Lazor, ASU
Todd MacCulloch, WASH
A.D. Smith, ORE
Chris Thompson, WASH

1998-99

Will Hutchens, WSU
Bobby Lazor, ASU
Todd MacCulloch, WASH
Mark Madsen, STAN
A.D. Smith, ORE

1999-00

Jason Heide, OSU
Mark Madsen, STAN
A.D. Smith, ORE
Josh Steintal, OSU
Chris Walcott, WASH

2000-01

Eugene Edgeron, ARIZ
Ryan Forehan-Kelly, CAL
Dennis Gates, CAL
Morgan Lingle, CAL
Shawn Redhage, ASU

2001-02

Curtis Borchardt, STAN
Dennis Gates, CAL
Ben Lindquist, ORE
J Locklier, WSU
Shawn Redhage, ASU

2002-03

Justin Allen, ASU
Joe Kirchofer, STAN
Shawn Redhage, ASU
Nick Robinson, STAN
Amit Tamir, CAL

2003-04

Dan Grunfeld, STAN
Rob Little, STAN
Jason Ranne, ARIZ
Nick Robinson, STAN
Amit Tamir, CAL

2003-04

Justin Allen, ASU
Jay Anderson, ORE
A.J. Diggs, CAL
Chris Hernandez, STAN
Andre Iguodala, ARIZ

2004-05

Dan Grunfeld, STAN
Jim Hanchett, OSU
Chris Hernandez, STAN
Rob Little, STAN
Nick Robinson, STAN
Wilfried Fameni, ASU
Hans Gasser, WASH
Jason Haas, STAN
Lamar Hurd, OSU
Jordan Kent, ORE
Alexander Pribble, CAL

2005-06

Robbie Cowgill, WSU
Dan Grunfeld, STAN
Chris Hernandez, STAN
Lamar Hurd, OSU
Alex Pribble, CAL
Taj Finger, STAN
Hans Gasser, WASH
Chad Goldstein, ASU
Jordan Kent, ORE
Peter Prowitt, STAN

2006-07

Aron Baynes, WSU
Robbie Cowgill, WSU
Daven Harmeling, WSU
Alex Pribble, CAL
Peter Prowitt, STAN
Alfred Aboya, UCLA
Taj Finger, STAN
Hans Gasser, WASH
Angelo Tsagarakis, OSU
Carlton Weatherby, STAN
Ryan Wright, UCLA

2007-08

Brett Brielmaier, ARIZ
Robbie Cowgill, WSU
Taj Finger, STAN
Daven Harmeling, WSU
Taylor Rochestie, WSU
Alfred Aboya, UCLA
Aron Baynes, WSU
Nikola Knezevic, CAL
Nikola Koprivica, WSU
Roeland Schaftenaar, OSU

2008-09

Derek Glasser, ASU
Daven Harmeling, WSU
Nikola Koprivica, WSU
Taylor Rochestie, WSU
Nikola Knezevic, CAL
Rihards Kuksiks, ASU
Roeland Schaftenaar, OSU
Drew Shiller, STAN
Jordan Wilkes, CAL

2009-10

Mustafa Abdul Hamid, UCLA
Landry Fields, STAN
Nikola Koprivica, WSU
Roeland Schaftenaar, OSU
Drew Shiller, STAN
Jorge Gutierrez, CAL
Malcolm Lee, UCLA
Abe Lodwick, WSU
Garrett Sim, ORE
Jack Trotter, STAN

2010-11

Angus Brandt, OSU
Trent Lockett, ASU
Abe Lodwick, WSU
Rhys Murphy, OSU
Jack Trotter, STAN
Nicholas Fearn, ORE
Jorge Gutierrez, CAL
Harper Kamp, CAL
Josh Owens, STAN
Garrett Sim, ORE

2011-12

Sabatino Chen, COLO
John Gage, STAN
Trent Lockett, ASU
Rhys Murphy, OSU
Jack Trotter, STAN
Harper Kamp, CAL
Abe Lodwick, WSU
Josh Owens, STAN
Patrick Simon, WSU
Andrew Zimmerman, STAN

2012-13

Sabatino Chen, COLO
Carrick Felix, ASU
John Gage, STAN
Robbie Lemons, STAN
Jeremy Olsen, UTAH
Andy Brown, STAN
Shane Harris-Tunks, COLO
Stefan Nastic, STAN
Dwight Powell, STAN
Chasson Randle, STAN

2013-14

Anthony Brown, STAN
John Gage, STAN
Robbie Lemons, STAN
Jeremy Olsen, UTAH
Brandon Taylor, UTAH
Angus Brandt, OSU
Chass Bryan, USC
Junior Longrus, WSU
Stefan Nastic, STAN
Chasson Randle, STAN

2014-15

Bo Barnes, ASU
Jeremy Olsen, UTAH
Chasson Randle, STAN
Brandon Taylor, UTAH
Nigel Williams-Goss, WASH
Anthony Brown, STAN
Austin Eastman, UTAH
Josh Hawkinson, WSU
Junior Longrus, WSU
Stefan Nastic, STAN

2015-16

Casey Benson, ORE
Josh Hawkinson, WSU
Junior Longrus, WSU
Dorian Pickens, STAN
Brandon Taylor, UTAH
Stephen Domingo, CAL
Malcolm Duvivier, OSU
Valentine Izundu, WSU
Ny Redding, WSU
Thomas Welsh, UCLA

2016-17

Josh Hawkinson, Sr., WSU
Daine Muller, Jr., OSU
Dorian Pickens, Jr., STAN
Gligorije Rakocevic, So., OSU
Stephen Thompson Jr., So., OSU
Casey Benson, Jr., ORE
David Collette, Jr., UTAH
Tres Tinkle, So., OSU
Parker Van Dyke, So., UTAH
Thomas Welsh, Jr., UCLA

2017-18

Nick Hamilton, Sr., CAL
Dorian Pickens, Sr., STAN
Jeff Pollard, So., UTAH
Gligorije Rakocevic, Jr., OSU
Stephen Thompson Jr., Jr., OSU
Malachi Flynn, So., WSU
Jayce Johnson, So., UTAH
Chimezie Metu, Jr., USC
Tres Tinkle, So., OSU
Parker Van Dyke, So., UTAH

2018-19

Chase Jeter, R-Jr., ARIZ
Jeff Pollard, Jr., WSU
Gligorije Rakocevic, Sr., OSU
Zach Reichle, So. OSU
Stephen Thompson Jr., Sr., OSU
Isaac White, So., STAN
Jayce Johnson, Jr., UTAH
Kodye Pugh, R-So., STAN
D'Shawn Schwartz, So., COLO
Trevor Stanback, Jr., STAN
Ethan Thompson, So., OSU

* - Only four-time selection

ALL-ACADEMIC SELECTIONS BY SCHOOL

- (Total selections)
1. STAN 67
2. WSU 39
3. OSU 30
4. CAL 20
5. ORE 18
6. ASU 15
7. UTAH 12
8. ARIZ 11
UCLA 11
10. WASH 10
11. COLO 4
USC 4

The Pac-12 moved to seasonal Academic Honor Rolls, discontinuing sport-by-sport teams, starting in 2019-20

1979-80

- 1/7 Stuart House (Sr.), WSU
- 1/14 Don Carfino (Sr.), USC
- 1/21 Kurt Nimphius (Sr.), ASU
- 1/28 Don Collins (Sr.), WSU
- 2/4 Joe Nehls (Sr.), ARIZ
- 2/11 Steve Johnson (Sr.), OSU
- 2/18 Bryan Rison (Sr.), WSU
- 2/25 Byron Scott (Fr.), ASU
- 3/1 Kimberly Belton (Sr.), STAN

1980-81

- 1/5 Mark Radford (Sr.), OSU
- 1/12 Maurice Williams (Sr.), USC
- 1/19 Sam Williams (Sr.), ASU
- 1/26 Steve Johnson (Sr.), OSU
- 2/2 Robbie Dosty (Sr.), ARIZ
- 2/9 Mike Sanders (Sr.), UCLA
- 2/16 Andra Griffin (Sr.), WASH
- 2/23 Keith Jones (Fr.), STAN
- 3/2 Steve Johnson (Sr.), OSU
- 3/9 Byron Scott (So.), ASU

1981-82

- 1/4 Steve Burks (Sr.), WASH
- 1/11 Steve Harriel (Sr.), WSU
- 1/18 Lester Conner (Sr.), OSU
- 1/25 Kenny Fields (So.), UCLA
- 2/1 Mike Sanders (Sr.), UCLA
- 2/8 Mike Sanders (Sr.), UCLA
- 2/15 Lester Conner (Sr.), OSU
- 2/22 Lafayette Lever (Sr.), ASU
- 3/1 Ronnie Joyner (Sr.), WSU
- 3/8 Paul Williams (Sr.), ASU

1982-83

- 1/10 Michael Pitts (Sr.), CAL
- 1/17 Steve Harriel (Sr.), WSU
- 1/24 Paul Williams (Sr.), ASU
- 1/31 Byron Scott (Sr.), ASU
- 2/7 Kenny Fields (Sr.), UCLA
- 2/14 Charlie Sitton (Sr.), OSU
- 2/21 Craig Ehlo (Sr.), WSU
- 2/28 Kenny Fields (Sr.), UCLA
- 3/7 Charlie Sitton (Sr.), OSU
- 3/14 Paul Williams (Sr.), ASU

1983-84

- 11/28 Butch Hays (Sr.), CAL
- 12/5 John Revelli (Sr.), STAN
- 12/12 Blair Rasmussen (Sr.), USC
- 12/19 Kenny Fields (Sr.), UCLA
- 12/27 Dave Butler (So.), CAL
- 1/3 A.C. Green (Sr.), OSU
- 1/9 Ralph Jackson (Sr.), UCLA
- 1/16 Blair Rasmussen (Sr.), ORE
- 1/23 Wayne Carlander (Sr.), USC
- 1/30 Chris Harper (Sr.), ORE
- 2/6 Detlef Schrempf (Sr.), WASH
- 2/13 Greg Trapp (Sr.), ORE
- 2/20 Keith Jones (Sr.), STAN
- Charlie Sitton (Sr.), OSU
- Pete Williams (Sr.), ARIZ
- 3/5 Ralph Jackson (Sr.), UCLA
- 3/12 A.C. Green (Sr.), OSU
- Charlie Sitton (Sr.), OSU

1984-85

- 12/3 Detlef Schrempf (Sr.), WASH
- 12/10 Chris Sandle (Fr.), ASU
- 12/17 A.C. Green (Sr.), OSU
- 12/31 A.C. Green (Sr.), OSU
- 1/7 Eddie Smith (Sr.), ARIZ
- 1/14 Bobby Thompson (Sr.), ASU
- 1/21 Wayne Carlander (Sr.), USC
- 1/28 Nigel Miguel (So.), UCLA
- 2/4 Kevin Johnson (So.), CAL
- 2/11 Wayne Carlander (Sr.), USC
- 2/18 Blair Rasmussen (Sr.), ORE
- 2/25 Reggie Miller (Fr.), UCLA
- 3/4 Blair Rasmussen (Sr.), ORE
- Wayne Carlander (Sr.), USC
- 3/11 Pete Williams (Sr.), ARIZ

1985-86

- 12/2 Reggie Miller (So.), UCLA
- 12/9 Tom Lewis (Fr.), USC
- 12/16 Darrin Houston (Sr.), OSU
- 12/23 Jerry Adams (Sr.), ORE
- 12/30 Steve Kerr (So.), ARIZ
- 1/6 Jose Ortiz (Sr.), OSU
- 1/13 Chris Welp (Sr.), WASH
- 1/20 Chris Welp (Sr.), WASH
- 1/27 Dave Butler (Sr.), CAL
- 2/3 Howard Wright (Fr.), STAN
- 2/10 Reggie Miller (So.), UCLA
- 2/17 Arthur Thomas (Sr.), ASU
- 2/24 Jerry Adams (Sr.), ORE
- 3/3 Kevin Johnson (Sr.), CAL
- 3/10 Jerry Adams (Sr.), ORE

1986-87

- 12/1 Jose Ortiz (Sr.), OSU
- 12/8 Reggie Miller (Sr.), UCLA
- 12/15 Dwayne Scholten (Sr.), WSU
- 12/22 Joe Wallace (Sr.), WSU
- 12/30 Leonard Taylor (Sr.), CAL
- 1/5 Anthony Taylor (Sr.), ORE
- 1/12 Montel Hatcher (Sr.), UCLA
- 1/19 Craig McMillan (Sr.), ARIZ
- 1/26 Jose Ortiz (Sr.), OSU
- 2/2 Chris Welp (Sr.), WASH
- 2/9 Joe Wallace (Sr.), WSU
- 2/16 Dave Butler (Sr.), CAL
- 2/23 Sean Elliott (So.), ARIZ
- 3/2 Reggie Miller (Sr.), UCLA

1987-88

- 11/30 Todd Lichti (Sr.), STAN
- 12/7 Sean Elliott (Sr.), ARIZ
- 12/14 Steve Kerr (Sr.), ARIZ
- 12/21 Steve Kerr (Sr.), ARIZ
- 1/4 Sean Elliott (Sr.), ARIZ
- 1/11 Eric Knox (Sr.), OSU
- 1/18 David Sanders (So.), WSU
- 1/25 Eldridge Recasner (So.), WASH
- 2/1 Trevor Wilson (Sr.), UCLA
- 2/8 Howard Wright (Sr.), STAN
- 2/15 Ryan Drew (Fr.), CAL
- 2/22 Sean Elliott (Sr.), ARIZ
- 2/29 Gary Payton (So.), OSU
- 3/7 Gary Payton (So.), OSU

1988-89

- 11/28 Gary Payton (Sr.), OSU
- 12/5 Don MacLean (Fr.), UCLA
- 12/12 Sean Elliott (Sr.), ARIZ
- 12/19 Mark West (Sr.), WASH
- 1/3 Todd Lichti (Sr.), STAN
- 1/9 Todd Lichti (Sr.), STAN
- 1/16 Anthony Cook (Sr.), ARIZ
- 1/23 Gary Payton (Sr.), OSU
- 1/30 Brian Quinnett (Sr.), WSU
- 2/6 Todd Lichti (Sr.), STAN
- 2/13 Gary Payton (Sr.), OSU
- 2/20 Sean Elliott (Sr.), ARIZ
- 2/27 Howard Wright (Sr.), STAN
- 3/6 Anthony Cook (Sr.), ARIZ

1989-90

- 11/27 Jud Buechler (Sr.), ARIZ
- 12/4 Gary Payton (Sr.), OSU
- 12/11 Gary Payton (Sr.), OSU
- 12/18 Adam Keefe (So.), STAN
- 1/2 Gary Payton (Sr.), OSU
- 1/9 Alex Austin (Sr.), ASU
- 1/16 Brian Hendrick (Fr.), CAL
- 1/22 Adam Keefe (So.), STAN
- 1/29 Don MacLean (So.), UCLA
- 2/5 Harold Miner (Fr.), USC
- 2/12 Jud Buechler (Sr.), ARIZ
- 2/19 Keith Smith (Sr.), CAL
- 2/26 Gary Payton (Sr.), OSU
- 3/5 Harold Miner (Fr.), USC

1990-91

- 11/26 Chris Mills (So.), ARIZ
- 12/3 Don MacLean (Sr.), UCLA
- 12/10 Terrell Brandon (Sr.), ORE
- 12/17 Harold Miner (So.), USC
- 12/31 Terrell Brandon (Sr.), ORE
- 1/7 Teo Alibegovic (Sr.), OSU
- 1/14 Adam Keefe (Sr.), STAN
- 1/21 Chris Mills (So.), ARIZ
- 1/28 Doug Meekins (Sr.), WASH
- 2/4 Adam Keefe (Sr.), STAN
- 2/11 Brian Williams (Sr.), ARIZ
- 2/18 Billy Dreher (So.), CAL
- 2/25 Harold Miner (So.), USC
- 3/5 Dion Brown (Sr.), WASH
- 3/11 Matt Muehlebach (Sr.), ARIZ

1991-92

- 11/26 Neil Derrick (Sr.), WSU
- 12/2 Chad Scott (Sr.), OSU
- 12/9 Chris Mills (Sr.), ARIZ
- 12/16 Adam Keefe (Sr.), STAN
- 12/23 Harold Miner (Sr.), USC
- 12/30 Peter Dukes (Sr.), STAN
- 1/6 Chad Scott (Sr.), OSU
- 1/13 Don MacLean (Sr.), UCLA
- 1/20 Jamal Faulkner (So.), ASU
- 1/27 Harold Miner (Sr.), USC
- 2/3 Duane Cooper (Sr.), USC
- 2/10 Adam Keefe (Sr.), STAN
- 2/17 Antoine Stoudamire (So.), ORE
- 2/24 Scott Haskin (Sr.), OSU
- 3/2 Mario Bennett (Fr.), ASU
- 3/9 Harold Miner (Sr.), USC
- Bennie Seltzer (Sr.), WSU

3/16 Don MacLean (Sr.), UCLA

1992-93

- 12/7 Ed O'Bannon (So.), UCLA
- 12/14 Chris Mills (Sr.), ARIZ
- 12/21 Bennie Seltzer (Sr.), WSU
- 1/4 Dwayne Fontana (Sr.), ASU
- 1/11 Chris Mills (Sr.), ARIZ
- 1/18 Scott Haskin (Sr.), OSU
- 1/25 Ed Stokes (Sr.), ARIZ
- 2/1 Stevin Smith (Sr.), ASU
- 2/8 Mark Hendrickson (Fr.), WSU
- 2/15 Shon Tarver (Sr.), UCLA
- 2/22 Chris Mills (Sr.), ARIZ
- 3/1 Rodney Chatman (Sr.), USC
- 3/15 Chris Mills (Sr.), ARIZ

1993-94

- 12/6 Damon Stoudamire (Sr.), ARIZ
- 12/13 Jason Kidd (So.), CAL
- 12/20 George Zidek (Sr.), UCLA
- 1/3 Khalid Reeves (Sr.), ARIZ
- Jan 11 Lamond Murray (Sr.), CAL
- 1/17 Lamond Murray (Sr.), CAL
- 1/24 Tyus Edney (Sr.), UCLA
- 1/31 Jason Kidd (So.), CAL
- 2/7 Maurice Woods (Sr.), WASH
- 2/14 Khalid Reeves (Sr.), ARIZ
- 2/21 Orlando Williams (Sr.), ORE
- 2/28 Khalid Reeves (Sr.), ARIZ
- 3/7 Lamond Murray (Sr.), CAL
- 3/14 Eddie Hill (Sr.), WSU

1994-95

- 12/5 Ed O'Bannon (Sr.), UCLA
- 12/12 Brent Barry (Sr.), OSU
- 12/19 Ed O'Bannon (Sr.), UCLA
- 1/2 Kenya Wilkins (So.), ORE
- 1/9 Donmic Ellisson (So.), WSU
- 1/16 Damon Stoudamire (Sr.), ARIZ
- 1/23 Mark Hendrickson (Sr.), WSU
- 1/30 Tremaine Fowlkes (Fr.), CAL
- 2/6 Brevin Knight (So.), STAN
- 2/13 Mario Bennett (Sr.), ASU
- 2/20 Ed O'Bannon (Sr.), UCLA
- 2/27 Ed O'Bannon (Sr.), UCLA
- 3/6 Brent Barry (Sr.), OSU
- 3/13 Mario Bennett (Sr.), ASU

1995-96

- 12/4 Joseph Blair (Sr.), ARIZ
- 12/11 Jelani McCoy (Fr.), UCLA
- 12/18 Ed Gray (Sr.), CAL
- 1/2 Toby Bailey (So.), UCLA
- 1/8 Shareef Abdur-Rahim (Fr.), CAL
- 1/15 Kris Johnson (So.), UCLA
- 1/22 Ben Davis (Sr.), ARIZ
- 1/29 Mark Sanford (So.), WASH
- 2/5 Brevin Knight (Sr.), STAN
- 2/12 Miles Simon (So.), ARIZ
- 2/19 Kenya Wilkins (Sr.), ORE
- 2/26 Ed Gray (Sr.), CAL
- 3/4 Shareef Abdur-Rahim (Fr.), CAL
- 3/11 David Harbour (Sr.), STAN

1996-97

- 12/2 Ed Gray (Sr.), CAL
- 12/9 Kenya Wilkins (Sr.), ORE
- 12/16 Michael Dickerson (Sr.), ARIZ
- 12/23 Kenya Wilkins (Sr.), ORE
- 1/6 Rodrick Rhodes (Sr.), USC
- 1/13 Brevin Knight (Sr.), STAN
- 1/20 Corey Benjamin (Fr.), OSU
- 1/27 Ed Gray (Sr.), CAL
- 2/3 Mark Sanford (Sr.), WASH
- 2/10 Miles Simon (Sr.), ARIZ
- 2/17 Stais Boseman (Sr.), USC
- 2/24 Charles O'Bannon (Sr.), UCLA
- Ed Gray (Sr.), CAL
- Toby Bailey (Sr.), UCLA
- Michael Dickerson (Sr.), ARIZ
- 3/10 Tim Young (So.), STAN

1997-98

- 12/1 Todd MacCulloch (Sr.), WASH
- 12/8 Mark Madsen (So.), STAN
- 12/15 Jason Terry (Sr.), ARIZ
- 12/22 J.R. Henderson (Sr.), UCLA
- 1/6 Miles Simon (Sr.), ARIZ
- 1/12 Michael Dickerson (Sr.), ARIZ
- 1/19 Todd MacCulloch (Sr.), WASH
- 1/26 Corey Benjamin (Sr.), OSU
- 2/2 Mike Bibby (So.), ARIZ
- 2/9 Jeremy Veal (Sr.), ASU
- 2/16 Donald Watts (Sr.), WASH
- 2/23 Sean Marks (Sr.), CAL
- 3/2 Toby Bailey (Sr.), UCLA
- 3/8 Gary Johnson (Sr.), USC

1998-99

- 11/30 Deon Lutton (Sr.), WASH
- 12/7 Geno Carlisle (Sr.), CAL
- 12/14 Jan-Michael Thomas (Sr.), WSU
- 12/21 Eddie House (Sr.), ASU
- 1/5 Baron Davis (So.), UCLA
- 1/11 Deaundra Tanner (So.), OSU
- 1/18 Todd MacCulloch (Sr.), WASH
- 1/25 Baron Davis (So.), UCLA
- 2/1 Jason Terry (Sr.), ARIZ
- 2/8 Deon Lutton (Sr.), WASH
- 2/15 Darius Wright (Sr.), ORE
- 2/22 Jason Terry (Sr.), ARIZ
- 3/1 Arthur Lee (Sr.), STAN
- 3/7 Jason Terry (Sr.), ARIZ

1999-2000

- 11/27 Jason Collins (Fr.), STAN
- 12/6 Michael Wright (So.), ARIZ
- 12/13 Brian Scalabrine (Sr.), USC
- 12/20 Eddie House (Sr.), ASU
- 1/3 Eddie House (Sr.), ASU
- 1/10 Eddie House (Sr.), ASU
- 1/17 Loren Woods (Sr.), ARIZ
- 1/24 David Bluthenthal (So.), USC
- 1/31 A.D. Smith (Sr.), ORE
- 2/7 Loren Woods (Sr.), ARIZ
- 2/14 Mark Madsen (Sr.), STAN
- 2/21 Eddie House (Sr.), ASU
- 2/28 Earl Watson (Sr.), UCLA
- 3/6 Alex Scales (Sr.), ORE
- 3/13 Jeff Trepagnier (Sr.), USC

2000-01

- 11/27 Michael Wright (Sr.), ARIZ
- 12/4 Luke Walton (So.), ARIZ
- 12/11 David Bluthenthal (Sr.), USC
- 12/18 Bryan Bracey (Sr.), ORE
- 1/3 Sam Clancy (Sr.), USC
- 1/8 Jarron Collins (Sr.), STAN
- 1/16 Jason Collins (Sr.), STAN
- 1/22 Jason Kapono (So.), UCLA
- 1/29 Sean Lampley (Sr.), CAL
- 2/5 Awwee Storey (Sr.), ASU
- 2/12 Sean Lampley (Sr.), CAL
- 2/19 Gilbert Arenas (Sr.), ARIZ
- 2/26 Sean Lampley (Sr.), CAL
- 3/5 Casey Jacobsen (So.), STAN
- 3/12 Loren Woods (Sr.), ARIZ

2001-02

- 11/26 Jason Gardner (Sr.), ARIZ
- 12/3 Curtis Allen (So.), WASH
- 12/10 Marcus Moore (Sr.), WSU
- 12/17 Joe Shipp (Sr.), CAL
- 1/7 Chad Prewitt (Sr.), ASU
- 1/14 Matt Barnes (Sr.), UCLA
- 1/21 Luke Walton (Sr.), ARIZ
- 1/28 Philip Ricci (Sr.), OSU
- 2/4 Casey Jacobsen (Sr.), STAN
- 2/11 Amit Tamir (Fr.), CAL
- 2/18 David Bluthenthal (Sr.), USC
- 2/25 Frederick Jones (Sr.), ORE
- 3/4 Curtis Borchardt (Sr.), STAN

2002-03

- 12/2 Luke Ridnour (Sr.), ORE
- 12/9 Luke Jackson (Sr.), ORE
- 12/16 Jason Gardner (Sr.), ARIZ
- 1/6 Jason Kapono (Sr.), UCLA
- 1/13 Joe Shipp (Sr.), CAL
- 1/20 Joe Shipp (Sr.), CAL
- 1/27 Jason Gardner (Sr.), ARIZ
- 2/3 Brian Jackson (Sr.), OSU
- 2/10 Brian Wethers (Sr.), CAL
- 2/17 Ike Diogu (Fr.), ASU
- 2/24 Channing Frye (So.), ARIZ
- 3/3 Salim Stoudamire (So.), ARIZ
- 3/10 Tommy Smith (Sr.), ASU

2003-04

- 12/1 Chris Hernandez (So.), STAN
- 12/8 Matt Lottich (Sr.), STAN
- 12/15 Hassan Adams (So.), ARIZ
- 12/22 Matt Lottich (Sr.), STAN
- 1/5 Janou Rubin (Sr.), UCLA
- 1/12 Josh Childress (Sr.), STAN
- 1/19 Desmon Farmer (Sr.), USC
- 1/26 Leon Powe (Fr.), CAL
- 2/2 Nate Robinson (So.), WASH
- 2/9 Richard Midgley (So.), CAL
- 2/16 Salim Stoudamire (Sr.), ARIZ
- 2/23 David Lucas (Sr.), OSU
- 2/28 Brandon Roy (So.), WASH
- 3/8 Luke Jackson (Sr.), ORE



2004-05

- 11/29 Nate Robinson (Jr.), WASH
12/6 Ike Diogu (Jr.), ASU
12/13 Jordan Farmar (Fr.), UCLA
12/20 Dijon Thompson (Sr.), UCLA
1/3 David Lucas (Sr.), OSU
1/10 Ike Diogu (Jr.), ASU
1/17 Salim Stoudamire (Sr.), ARIZ
1/24 Dan Grunfeld (Jr.), STAN
1/31 Thomas Kelati (Sr.), WSU
2/7 Ike Diogu (Jr.), ASU
2/14 David Lucas (Sr.), OSU
2/21 Salim Stoudamire (Sr.), ARIZ
2/28 Tre Simmons (Sr.), WASH
3/7 Salim Stoudamire (Sr.), ARIZ

2005-06

- 11/29 DeVon Hardin (So.), CAL
12/5 Leon Powe (So.), CAL
12/12 Gabe Pruitt (So.), USC
12/19 Chris Stephens (Sr.), OSU
12/26 Hassan Adams (Sr.), ARIZ
1/2 Hassan Adams (Sr.), ARIZ
1/9 Josh Akognon (So.), WSU
1/16 Bobby Jones (Sr.), WASH
1/23 Matt Haryasz (Sr.), STAN
1/30 Matt Haryasz (Sr.), STAN
2/6 Chris Hernandez (Sr.), STAN
2/13 Brandon Roy (Sr.), WASH
2/20 Brandon Roy (Sr.), WASH
2/27 Brandon Roy (Sr.), WASH
3/6 Arron Afflalo (So.), UCLA

2006-07

- 11/20 Chase Budinger (Fr.), ARIZ
11/27 Darren Collison (So.), UCLA
12/4 Josh Shipp (So.), UCLA
12/11 Daven Harmeling (So.), WSU
12/18 Bryce Taylor (Jr.), ORE
12/26 Spencer Hawes (Fr.), WASH
1/1 Ivan Radenovic (Sr.), ARIZ
1/7 Aaron Brooks (Sr.), ORE
1/15 Anthony Goods (So.), STAN
1/22 Nick Young (Jr.), USC
1/29 Brook Lopez (Fr.), STAN
2/5 Daven Harmeling (So.), WSU
2/12 Jon Brockman (So.), WASH
2/19 Darren Collison (So.), UCLA
2/26 Tajuan Porter (Fr.), ORE
3/5 Ivan Radenovic (Sr.), ARIZ

2007-08

- 11/19 Jon Brockman (Jr.), WASH
11/26 Kevin Love (Fr.), UCLA
12/3 Ryan Anderson (So.), CAL
12/10 Jordan Hill (So.), ARIZ
12/17 Ty Abbott (Fr.), ASU
12/24 Jon Brockman (Jr.), WASH
12/31 Jerome Randle (So.), CAL
1/7 James Harden (Fr.), ASU
1/14 Kevin Love (Fr.), UCLA
1/21 Jon Brockman (Jr.), WASH
1/28 Kevin Love (Fr.), UCLA
2/4 Ryan Anderson (So.), CAL
2/11 Jeff Pendergraph (Jr.), ASU
2/18 Jerryd Bayless (Fr.), ARIZ
2/25 O.J. Mayo (Fr.), USC
3/3 Brook Lopez (So.), STAN
3/10 Taj Gibson (So.), USC

2008-09

- 11/17 Darren Collison (Sr.), UCLA
11/24 James Harden (So.), ASU
12/1 James Harden (So.), ASU
12/8 Dwight Lewis (Jr.), USC
12/15 Jordan Hill (Jr.), ARIZ
12/22 Jerome Randle (Jr.), CAL
12/29 Jamelle Horne (So.), ARIZ
1/5 Patrick Christopher (Jr.), CAL
1/12 Patrick Christopher (Jr.), CAL
1/19 Lawrence Hill (Sr.), STAN
1/26 Roeland Schaffenaar (Jr.), OSU
2/2 Chase Budinger (Jr.), ARIZ
2/9 Alfred Aboya (Sr.), UCLA
2/16 Nic Wise (Jr.), ARIZ
2/23 Taylor Rochestie (Sr.), WSU
3/2 Jon Brockman (Sr.), WASH
3/9 Josh Shipp (Sr.), UCLA

2009-10

- 11/16 Quincy Pondexter (Sr.), WASH
11/23 Klay Thompson (So.), WSU
11/30 Klay Thompson (So.), WSU
12/7 Quincy Pondexter (Sr.), WASH
12/14 Patrick Chistopher (Sr.), CAL
12/21 Alex Stepheson (Jr.), USC
12/28 Mike Gerrity (Sr.), USC
1/4 Michael Dunigan (So.), ORE

- 1/11 Ty Abbott (Jr.), ASU
1/18 Quincy Pondexter (Sr.), WASH
1/25 Landry Fields (Sr.), STAN
2/1 Nic Wise (Sr.), ARIZ
2/8 Quincy Pondexter (Sr.), WASH
2/15 Jerome Randle (Sr.), CAL
2/22 Landry Fields (Sr.), STAN
3/1 Jamal Boykin (Sr.), CAL
3/8 Quincy Pondexter (Sr.), WASH

2010-11

- 11/22 Reeves Nelson (So.), UCLA
11/29 Klay Thompson (Jr.), WSU
12/6 Derrick Williams (So.), ARIZ
12/13 Klay Thompson (Jr.), WSU
12/20 Reeves Nelson (So.), UCLA
12/27 Jio Fontan (Jr.), USC
1/3 M. Bryan-Amaning (Sr.), WASH
1/10 Isaiah Thomas (Jr.), WASH
1/17 Derrick Williams (So.), ARIZ
1/24 Isaiah Thomas (Jr.), WASH
1/31 Lamont Jones (So.), ARIZ
2/7 Joevan Catron (Sr.), ORE
2/14 Isaiah Thomas (Jr.), WASH
2/21 Derrick Williams (So.), ARIZ
2/28 Nikola Vucevic (Jr.), USC
3/7 Ty Abbott (Sr.), ASU

2011-12

- 11/14 C.J. Wilcox (So.), WASH
11/21 Jared Cunningham (Jr.), OSU
11/28 Maurice Jones (So.), USC
12/5 Solomon Hill (Jr.), ARIZ
12/12 Brock Motum (Jr.), WSU
12/19 Ahmad Starks (So.), OSU
12/26 Solomon Hill (Jr.), ARIZ
1/2 Tony Wroten (Fr.), WASH
1/9 Carlon Brown (Sr.), COLO
1/16 Terrence Ross (So.), WASH
1/23 Faisal Aden (Sr.), WSU
1/30 Jared Cunningham (Jr.), OSU
2/6 Kyle Fogg (Sr.), ARIZ
2/13 E.J. Singler (Jr.), ORE
2/20 Justin Cobb (So.), CAL
2/27 Kyle Fogg (Sr.), ARIZ
3/5 Lazeric Jones (Sr.), UCLA

2012-13

- 11/12 Ahmad Starks (Jr.), OSU
11/19 Askia Booker (So.), COLO
11/26 Justin Cobbs (Jr.), CAL
12/3 Carrick Felix (Sr.), ASU
12/10 Brock Motum (Sr.), WSU
12/17 André Roberson (Jr.), COLO
12/24 Eric Moreland (So.), OSU
12/31 Shabazz Muhammad (Fr.), UCLA
1/7 Carrick Felix (Sr.), ASU
1/14 C.J. Wilcox (Jr.), WASH
1/21 Mark Lyons (Sr.), ARIZ
1/28 Carrick Felix (Sr.), ASU
2/4 Josh Huestis (Jr.), STAN
2/11 Allen Crabbe (Jr.), CAL
2/18 Allen Crabbe (Jr.), CAL
2/25 Justin Cobbs (Jr.), CAL
3/4 Kyle Anderson (Fr.), UCLA
3/11 Brock Motum (Sr.), WSU

2013-14

- 11/11 Tyrone Wallace (So.), CAL
11/18 Roberto Nelson (Sr.), OSU
11/25 Jahii Carson (So.), ASU
12/2 Nick Johnson (Jr.), ARIZ
12/9 Askia Booker (Jr.), COLO
12/16 Jordan Loveridge (So.), UTAH
12/23 Chasson Randle (Jr.), STAN
12/30 Roberto Nelson (Sr.), OSU
1/6 Askia Booker (Jr.), COLO
1/13 Justin Cobbs (Sr.), CAL
1/20 Delon Wright (Jr.), UTAH
1/27 Kyle Anderson (So.), UCLA
2/3 Justin Cobbs (Sr.), CAL
2/10 Jordan Bachynski (Sr.), ASU
2/17 Jermaine Marshall (Sr.), ASU
2/24 Josh Huestis (Sr.), STAN
3/3 Mike Moser (Sr.), ORE
3/10 Mike Moser (Sr.), ORE

2014-15

- 11/17 Tyrone Wallace (Jr.), CAL
11/24 Norman Powell (Sr.), UCLA
12/1 Stanley Johnson (Fr.), ARIZ
12/8 Tyrone Wallace (Jr.), CAL
12/15 Delon Wright (Sr.), UTAH
12/22 Elijah Stewart (Fr.), USC
12/29 Anthony Brown (Sr.), STAN
1/5 Chasson Randle (Sr.), STAN
1/12 Kevon Looney (Fr.), UCLA
1/19 Stanley Johnson (Fr.), ARIZ

- 1/26 Gary Payton II (Jr.), OSU
2/2 Norman Powell (Sr.), UCLA
2/9 Joseph Young (Sr.), ORE
2/16 Rondae Hollis-Jefferson (So.), ARIZ
2/23 Andrew Andrews (Jr.), WASH
3/2 Norman Powell (Sr.), UCLA
3/9 Shaquille McKissic (Sr.), ASU

2015-16

- 11/16 Tyrone Wallace (Sr.), CAL
11/23 Jakob Poeltl (So.), UTAH
11/30 Andrew Andrews (Sr.), WASH
12/7 Thomas Welsh (So.), UCLA
12/14 Allonzo Trier (Fr.), ARIZ
12/21 Jakob Poeltl (So.), UTAH
12/28 Josh Hawkinson (Jr.), WSU
1/4 Andrew Andrews (Sr.), WASH
1/11 Bryce Alford (Jr.), UCLA
1/18 Josh Scott (Sr.), COLO
1/25 Jakob Poeltl (So.), UTAH
2/1 Dillon Brooks (So.), ORE
2/8 Ryan Anderson (Sr.), ARIZ
2/15 Jabari Bird (Jr.), CAL
2/22 Jakob Poeltl (So.), UTAH
2/29 Josh Scott (Sr.), COLO
3/7 Gabe York (Sr.), ARIZ

2016-17

- 11/14 Tres Tinkle (So.), OSU
11/21 Charlie Moore (Fr.), CAL
11/28 Lonzo Ball (Fr.), UCLA
12/5 TJ Leaf (Fr.), UCLA
12/12 Derrick White (Sr.), COLO
12/19 TJ Leaf (Fr.), UCLA
12/26 Jordan McLaughlin (Jr.), USC
1/2 Dillon Brooks (Jr.), ORE
1/9 Ivan Rabb (So.), CAL
1/16 Bryce Alford (Sr.), UCLA
1/23 Lauri Markkanen (Fr.), ARIZ
1/30 Shaquuan Aaron (R-So.), USC
2/6 Dillon Brooks (Jr.), ORE
2/13 Lonzo Ball (Fr.), UCLA
2/20 Lauri Markkanen (Fr.), ARIZ
2/27 Dillon Brooks (Jr.), ORE
3/6 Jordan McLaughlin (Jr.), USC

2017-18

- 11/13 Allonzo Trier (Jr.), ARIZ
11/20 Tra Holder (Sr.), ASU
11/27 Tra Holder (Sr.), ASU
12/4 Deandre Ayton (Fr.), ARIZ
12/11 Shannon Evans II (Sr.), ASU
12/18 Jordan McLaughlin (Sr.), USC
12/25 Aaron Holiday (Jr.), UCLA
1/1 Deandre Ayton (Fr.), ARIZ
1/8 McKinley Wright IV (Fr.), COLO
1/15 Daejon Davis (Fr.), STAN
1/22 Justin Bibbins (Sr.), UTAH
1/29 Dusan Ristic (Sr.), ARIZ
2/5 Noah Dickerson (Jr.), WASH
2/12 Tres Tinkle (R-So.), OSU
2/19 Aaron Holiday (Jr.), UCLA
2/26 Reid Travis (Jr.), STAN
3/5 Aaron Holiday (Jr.), UCLA

2018-19

- 11/12 KZ Okpala (So.), STAN
11/19 Jaylen Nowell (So.), WASH
11/26 Luguentz Dort (Fr.), ASU
12/3 Zylan Cheatham (R-Sr.), ASU
12/10 Jaylen Nowell (So.), WASH
12/17 Remy Martin (So.), ASU
12/24 Rob Edwards (R-Jr.), ASU
12/31 Josh Sharma (Sr.), STAN
1/7 Nick Rakocevic (Jr.), USC
1/14 Stephen Thompson Jr. (Sr.), OSU
1/21 Nick Rakocevic (Jr.), USC
1/28 Jaylen Nowell (So.), WASH
2/4 Tres Tinkle (R-Jr.), OSU
2/11 Robert Franks (Sr.), WSU
2/18 Josh Sharma (Sr.), STAN
2/25 Matisse Thybulle (Sr.), WASH
3/4 Jaylen Hands (So.), UCLA
3/11 Tyler Bey (So.), COLO

2019-20

- PLAYER OF THE WEEK
11/11 Tres Tinkle (Sr.), OSU
11/18 Nick Rakocevic (Sr.), USC
11/25 Onyeka Okongwu (Fr.), USC
12/2 Remy Martin (Jr.), ASU
12/9 Timmy Allen (So.), UTAH
12/16 Payton Pritchard (Sr.), ORE
12/23 Timmy Allen (So.), UTAH
12/30 Chris Duarte (Jr.), ORE
1/6 McKinley Wright IV (Jr.), COLO
1/13 Matt Bradley (So.), CAL
1/20 CJ Elleby (So.), WSU

- 1/27 Chris Duarte (Jr.), ORE
2/3 Oscar da Silva (Jr.), STAN
2/10 CJ Elleby (So.), WSU
2/17 Remy Martin (Jr.), ASU
2/24 Payton Pritchard (Sr.), ORE
3/2 Matt Bradley (So.), CAL
3/9 Both Gach (So.), UTAH

FRESHMAN OF THE WEEK

- 11/11 Zeke Nnaji, ARIZ
11/18 Zeke Nnaji, ARIZ
11/25 Onyeka Okongwu, USC
12/2 Nico Mannion, ARIZ
12/9 Isaiah Stewart, WASH
12/16 Onyeka Okongwu, USC
12/23 Isaiah Stewart, WASH
12/30 Isaiah Stewart, WASH
1/6 Isaiah Stewart, WASH
1/13 Tyrell Terry, STAN
1/20 Zeke Nnaji, ARIZ
1/27 Rylan Jones, UTAH
2/3 Jaime Jaquez Jr., UCLA
2/10 Branden Carlson, UTAH
2/17 Zeke Nnaji, ARIZ
2/24 Tyger Campbell, UCLA
3/2 Tyrell Terry, STAN
3/9 Jaden McDaniels, WASH

PLAYERS OF THE WEEK SELECTIONS BY SCHOOL

(Total selections)
1. ARIZ..... 100
2. UCLA..... 78
3. CAL..... 61
4. OSU..... 60
5. STAN..... 57
6. WASH..... 56
7. ASU..... 54
8. USC..... 45
9. ORE..... 41
10. WSU..... 38
11. COLO..... 11
UTAH..... 11

FRESHMAN OF THE WEEK SELECTIONS BY SCHOOL

(Total selections)
1. ARIZ..... 5
WASH..... 5
3. STAN..... 2
UCLA..... 2
USC..... 2
UTAH..... 2
7. ASU..... 0
CAL..... 0
COLO..... 0
ORE..... 0
OSU..... 0
WSU..... 0

PLAYERS & FRESHMEN OF THE WEEK - BY THE NUMBERS

PLAYERS OF THE WEEK		Jared Cunningham, OSU.....	2	Ben Davis, ARIZ.....	1	Luke Ridnour, ORE.....	1
Gary Payton, OSU.....	9	Baron Davis, UCLA.....	2	Daejon Davis, STAN.....	1	Bryan Rison, WSU.....	1
Chris Mills, ARIZ.....	7	Chris Duarte, ORE.....	2	Neil Derrick, WSU.....	1	Dusan Ristic, ARIZ.....	1
Harold Miner, USC.....	7	CJ Elleby, WSU.....	2	Noah Dickerson, WASH.....	1	André Roberson, COLO.....	1
Adam Keefe, STAN.....	6	Landry Fields, STAN.....	2	Luquentz Dort, ASU.....	1	Taylor Rochestie, WSU.....	1
Don MacLean, UCLA.....	6	Kyle Fogg, ARIZ.....	2	Robbie Dosty, ARIZ.....	1	Terrence Ross, WASH.....	1
Sean Elliott, ARIZ.....	6	Daven Harmeling, WSU.....	2	Billy Dreher, CAL.....	1	Janou Rubin, UCLA.....	1
Jon Brockman, WASH.....	5	Steve Harriel, WSU.....	2	Ryan Drew, CAL.....	1	David Sanders, WSU.....	1
Ed Gray, CAL.....	5	Matt Haryasz, STAN.....	2	Peter Dukes, STAN.....	1	Chris Sande, ASU.....	1
Eddie House, ASU.....	5	Mark Hendrickson, WSU.....	2	Michael Dunigan, ORE.....	1	Brian Scalabrino, USC.....	1
Reggie Miller, UCLA.....	5	Chris Hernandez, STAN.....	2	Tyus Edney, UCLA.....	1	Alex Scales, ORE.....	1
Ed O'Bannon, UCLA.....	5	Jordan Hill, ARIZ.....	2	Rob Edwards, ASU.....	1	Roeland Schaffenaar, OSU.....	1
Quincy Pondexter, WASH.....	5	Solomon Hill, ARIZ.....	2	Craig Ehlo, WSU.....	1	Dwayne Scholten, WSU.....	1
Salim Stoudamire, ARIZ.....	5	Tra Holder, ASU.....	2	Donnminc Ellison, WSU.....	1	Tre Simmons, WASH.....	1
Dillon Brooks, ORE.....	4	Josh Huestis, STAN.....	2	Shannon Evans II, ASU.....	1	E.J. Singler, ORE.....	1
Wayne Carlander, USC.....	4	Luke Jackson, ORE.....	2	Jordan Farmer, UCLA.....	1	A.D. Smith, ORE.....	1
Justin Cobbs, CAL.....	4	Ralph Jackson, UCLA.....	2	Desmon Farmer, USC.....	1	Eddie Smith, ARIZ.....	1
Ike Diogu, ASU.....	4	Casey Jacobsen, STAN.....	2	Jamal Faulkner, ASU.....	1	Keith Smith, CAL.....	1
Kenny Fields, UCLA.....	4	Kevin Johnson, CAL.....	2	Jio Fontan, USC.....	1	Kevin Smith, ASU.....	1
A.C. Green, OSU.....	4	Stanley Johnson, ARIZ.....	2	Dwayne Fontana, ASU.....	1	Chris Stephens, OSU.....	1
Todd Lichti, STAN.....	4	Keith Jones, STAN.....	2	Tremaine Fowlkes, CAL.....	1	Alex Stepeson, USC.....	1
Jakob Poeltl, UTAH.....	4	Jason Kapono, UCLA.....	2	Robert Franks, WSU.....	1	Tommy Smith, ASU.....	1
Blair Rasmussen, ORE.....	4	Jason Kidd, CAL.....	2	Channing Frye, ARIZ.....	1	Elijah Stewart, USC.....	1
Brandon Roy, WASH.....	4	TJ Leaf, UCLA.....	2	Both Gach, UTAH.....	1	Ed Stokes, ARIZ.....	1
Charlie Sittton, OSU.....	4	Brook Lopez, STAN.....	2	Mike Gerrity, USC.....	1	Awsee Storey, ASU.....	1
Jason Terry, ARIZ.....	4	Matt Lottich, STAN.....	2	Taj Gibson, USC.....	1	Antoine Stoudamire, ORE.....	1
Klay Thompson, WSU.....	4	Deon Luton, WASH.....	2	Anthony Goods, STAN.....	1	Amit Tamir, CAL.....	1
Tres Tinkle, OSU.....	4	Mark Madsen, STAN.....	2	Andra Griffin, WASH.....	1	Deandra Tanner, OSU.....	1
Tyrone Wallace, CAL.....	4	Lauri Markkanen, ARIZ.....	2	Dan Grunfeld, STAN.....	1	Shon Tarver, UCLA.....	1
Hassan Adams, ARIZ.....	3	Mike Moser, ORE.....	2	Jaylen Hands, UCLA.....	1	Anthony Taylor, ORE.....	1
Jerry Adams, ORE.....	3	Reeves Nelson, UCLA.....	2	David Harbour, STAN.....	1	Bryce Taylor, ORE.....	1
Andrew Andrews, WASH.....	3	Roberto Nelson, OSU.....	2	DeVon Hardin, CAL.....	1	Leonard Taylor, CAL.....	1
Toby Bailey, UCLA.....	3	Leon Powe, CAL.....	2	Chris Harper, ORE.....	1	Arthur Thomas, ASU.....	1
Mario Bennett, ASU.....	3	Payton Pritchard, ORE.....	2	Montel Hatcher, UCLA.....	1	Jan-Michael Thomas, WSU.....	1
David Bluthenthal, USC.....	3	Ivan Radenovic, ARIZ.....	2	Spencer Hawes, WASH.....	1	Bobby Thompson, ASU.....	1
Askia Booker, COLO.....	3	Chasson Randle, STAN.....	2	Josh Hawkinson, WSU.....	1	Dijon Thompson, UCLA.....	1
Darren Collison, UCLA.....	3	Jerome Randle, CAL.....	2	Butch Hays, CAL.....	1	Stephen Thompson Jr., OSU.....	1
Patrick Christopher, CAL.....	3	Nate Robinson, WASH.....	2	J.R. Henderson, UCLA.....	1	Matisse Thybulle, WASH.....	1
Michael Dickerson, ARIZ.....	3	Mark Sanford, WASH.....	2	Brian Hendrick, CAL.....	1	Greg Trapp, ORE.....	1
Carrick Felix, ASU.....	3	Detlef Schrempf, WASH.....	2	Eddie Hill, WSU.....	1	Reid Travis, STAN.....	1
Jason Gardner, ARIZ.....	3	Chad Scott, OSU.....	2	Lawrence Hill, STAN.....	1	Jeff Trepagnier, USC.....	1
James Harden, ASU.....	3	Josh Scott, COLO.....	2	Rondae Hollis-Jefferson, ARIZ.....	1	Jeremy Veal, ASU.....	1
Scott Haskin, OSU.....	3	Bernie Seltzer, WSU.....	2	Jamelle Horne, ARIZ.....	1	Nikola Vucevic, USC.....	1
Aaron Holiday, UCLA.....	3	Josh Sharma, STAN.....	2	Stuart House, WSU.....	1	Earl Watson, UCLA.....	1
Steve Johnson, OSU.....	3	Josh Shipp, UCLA.....	2	Darrin Houston, OSU.....	1	Donald Watts, WASH.....	1
Steve Kerr, ARIZ.....	3	Ahmad Starks, OSU.....	2	Gary Johnson, USC.....	1	Thomas Welsh, UCLA.....	1
Brevin Knight, STAN.....	3	Damon Stoudamire, ARIZ.....	2	Brian Jackson, OSU.....	1	Mark West, WASH.....	1
Sean Lampley, CAL.....	3	Allonzo Trier, ARIZ.....	2	Kris Johnson, UCLA.....	1	Brian Wethers, CAL.....	1
Kevin Love, UCLA.....	3	Joe Wallace, WSU.....	2	Nick Johnson, ARIZ.....	1	Derrick White, COLO.....	1
David Lucas, OSU.....	3	Luke Walton, ARIZ.....	2	Bobby Jones, WASH.....	1	Brian Williams, ARIZ.....	1
Todd MacCulloch, STAN.....	3	C.J. Wilcox, WASH.....	2	Frederick Jones, ORE.....	1	Maurice Williams, USC.....	1
Remy Martin, ASU.....	3	Pete Williams, ARIZ.....	2	Lamont Jones, ARIZ.....	1	Orlando Williams, ORE.....	1
Jordan McLaughlin, USC.....	3	Kenya Wilkins, ORE.....	2	Lazerix Jones, UCLA.....	1	Sam Williams, ASU.....	1
Brock Motum, WSU.....	3	Nic Wise, ARIZ.....	2	Maurice Jones, USC.....	1	Maurice Woods, WASH.....	1
Lamond Murray, CAL.....	3	Delon Wright, UTAH.....	2	Ronnie Joyner, WSU.....	1	Trevor Wilson, UCLA.....	1
Jaylen Nowell, WASH.....	3	McKinley Wright IV, COLO.....	2	Thomas Kelati, WSU.....	1	Darius Wright, ORE.....	1
Jose Ortiz, OSU.....	3	Michael Wright, ARIZ.....	2	Eric Knox, OSU.....	1	Tony Wroten, WASH.....	1
Norman Powell, UCLA.....	3	Shaqquan Aaron, USC.....	1	Arthur Lee, STAN.....	1	Gabe York, ARIZ.....	1
Nick Rakocevic, USC.....	3	Alfred Aboya, UCLA.....	1	Lafayette Lever, ASU.....	1	Joseph Young, ORE.....	1
Khalid Reeves, ARIZ.....	3	Faisal Aden, WSU.....	1	Dwight Lewis, USC.....	1	Nick Young, USC.....	1
Mike Sanders, UCLA.....	3	Arron Afflalo, UCLA.....	1	Tom Lewis, USC.....	1	Tim Young, STAN.....	1
Byron Scott, ASU.....	3	Josh Akognon, WSU.....	1	Trent Lockett, ASU.....	1	George Zidek, UCLA.....	1
Joe Shipp, CAL.....	3	Teo Alibegovic, OSU.....	1	Kevon Looney, UCLA.....	1	FRESHMEN OF THE WEEK	
Miles Simon, ARIZ.....	3	Curtis Allen, WASH.....	1	Jordan Loveridge, UTAH.....	1	Zeke Nnaji, ARIZ.....	4
Isaiah Thomas, WASH.....	3	Ryan Anderson, ARIZ.....	1	Mark Lyons, ARIZ.....	1	Isaiah Stewart, WASH.....	4
Chris Welp, WASH.....	3	Alex Austin, ASU.....	1	Sean Marks, CAL.....	1	Onyeka Okongwu, USC.....	2
Kenya Wilkins, ORE.....	3	Jordan Bachynski, ASU.....	1	Jermaine Marshall, ASU.....	1	Tyrell Terry, STAN.....	2
Derrick Williams, ARIZ.....	3	Matt Barnes, UCLA.....	1	O.J. Mayo, USC.....	1	Tyger Campbell, UCLA.....	1
Paul Williams, ASU.....	3	Jerryd Bayless, ARIZ.....	1	Jelani McCoy, UCLA.....	1	Branden Carlson, UTAH.....	1
Loren Woods, ARIZ.....	3	Kimberly Belton, STAN.....	1	Shaquille McKissic, ASU.....	1	Jaime Jaquez Jr., UCLA.....	1
Howard Wright, STAN.....	3	Tyler Bey, COLO.....	1	Craig McMillan, ARIZ.....	1	Ryan Jones, UTAH.....	1
Ty Abbott, ASU.....	2	Justin Bibbins, UTAH.....	1	Doug Meekins, WASH.....	1	Nico Mannion, ARIZ.....	1
Shareef Abdur-Rahim, CAL.....	2	Jabari Bird, CAL.....	1	Richard Midgely, CAL.....	1	Jaden McDaniels, WASH.....	1
Bryce Alford, UCLA.....	2	Joseph Blair, ARIZ.....	1	Nigel Miguel, UCLA.....	1		
Timmy Allen, UTAH.....	2	Joseph Blair, ARIZ.....	1	Charlie Moore, CAL.....	1		
Kyle Anderson, UCLA.....	2	Curtis Borchardt, STAN.....	1	Marcus Moore, WSU.....	1		
Ryan Anderson, CAL.....	2	Stais Boseman, USC.....	1	Eric Moreland, OSU.....	1		
Gilbert Arenas, ARIZ.....	2	Jamal Boykin, CAL.....	1	Matt Muehlebach, ARIZ.....	1		
Deandre Ayton, ARIZ.....	2	Bryan Bracey, ORE.....	1	Shabazz Muhammad, UCLA.....	1		
Lonzo Ball, UCLA.....	2	Aaron Brooks, ORE.....	1	Joe Nehls, ARIZ.....	1		
Brent Barry, OSU.....	2	Anthony Brown, STAN.....	1	Kurt Nimphius, ASU.....	1		
Corey Benjamin, OSU.....	2	Carlton Brown, COLO.....	1	Charles O'Bannon, UCLA.....	1		
Matt Bradley, CAL.....	2	Dion Brown, WASH.....	1	Onyeka Okongwu, USC.....	1		
Terrell Brandon, OSU.....	2	Matthew Bryan-Amaning, WASH.....	1	KZ Okpala, STAN.....	1		
Chase Budinger, ARIZ.....	2	Steve Burks, WASH.....	1	Gabe Pruitt, USC.....	1		
Jud Buechler, ARIZ.....	2	Don Carfino, USC.....	1	Brian Quinnett, WSU.....	1		
Dave Butler, CAL.....	2	Geno Carlisle, CAL.....	1	Ivan Rabb, CAL.....	1		
Jason Collins, STAN.....	2	Jahii Carson, ASU.....	1	Mark Radford, OSU.....	1		
Lester Conner, OSU.....	2	Joevan Catron, ORE.....	1	Eldridge Recasner, WASH.....	1		
Anthony Cook, ARIZ.....	2	Rodney Chatman, USC.....	1	John Revelli, STAN.....	1		
Allen Crabbe, CAL.....	2	Zylan Cheatham, ASU.....	1	Rodrick Rhodes, USC.....	1		
		Josh Childress, STAN.....	1	Philip Ricci, OSU.....	1		
		Sam Clancy, USC.....	1				
		Don Collins, WSU.....	1				
		Jarron Collins, STAN.....	1				
		Duane Cooper, USC.....	1				
		Oscar da Silva, STAN.....	1				

**PLAYERS OF THE WEEK
BREAKDOWN BY CLASS**

Senior.....	255
Junior.....	185
Sophomore.....	122
Freshmen.....	54



All honors selected by Conference coaches, unless noted otherwise.

PLAYER OF THE YEAR

- 1975-76 Ron Lee, G, ORE (Sr., Lexington, Mass.)
1976-77 Marques Johnson, F, UCLA (Sr., Los Angeles, Calif.)
1977-78 David Greenwood, F, UCLA (Jr., Los Angeles, Calif.)
1978-79 David Greenwood, F, UCLA (Sr., Los Angeles, Calif.)
1979-80 Don Collins, F, WSU (Sr., Toledo, Ohio)
1980-81 Steve Johnson, C, OSU (Sr., San Bernardino, Calif.)
1981-82 Lester Conner, G, OSU (Sr., Oakland, Calif.)
1982-83 Kenny Fields, F, UCLA (Jr., Los Angeles, Calif.)
1983-84 A.C. Green, F, OSU (Jr., Portland, Ore.)
1984-85 Wayne Carlander, F, USC (Sr., Huntington Beach, Calif.)
1985-86 Chris Welp, C, WASH (Jr., Osnabruck, W.G.)
1986-87 Jose Ortiz, C, OSU (Sr., Cayey, P.R.)
1987-88 Sean Elliott, F, ARIZ (Jr., Tucson, Ariz.)
1988-89 Sean Elliott, F, ARIZ (Sr., Tucson, Ariz.)
1989-90 Gary Payton, G, OSU (Sr., Oakland, Calif.)
1990-91 Terrell Brandon, G, ORE (Jr., Portland, Ore.)
1991-92 Harold Miner, G, USC (Jr., Inglewood, Calif.)
1992-93 Chris Mills, F, ARIZ (Sr., Los Angeles, Calif.)
1993-94 Jason Kidd, G, CAL (So., Oakland, Calif.)
1994-95 Ed O'Bannon, F, UCLA (Sr., Lakewood, Calif.)
1995-96 Damon Stoudamire, G, ARIZ (Sr., Portland, Ore.)
1996-97 Shareef Abdur-Rahim, F, CAL (Fr., Marietta, Ga.)
1997-98 Ed Gray, G, CAL (Sr., Riverside, Calif.)
1997-98 Mike Bibby, G, ARIZ (So., Phoenix, Ariz.)
1998-99 Jason Terry, G, ARIZ (Sr., Seattle, Wash.)
1999-00 Eddie House, G, ASU (Sr., Union City, Calif.)
2000-01 Sean Lampley, F, CAL (Sr., Chicago, Ill.)
2001-02 Sam Clancy, F, USC (Sr., Fairview, Ohio)
2002-03 Luke Ridnour, G, ORE (Jr., Blaine, Wash.)
2003-04 Josh Childress, G/F, STAN (Jr., Los Angeles, Calif.)
2004-05 Ike Diogu, F/C, ASU (Jr., Garland, Texas)
2005-06 Brandon Roy, G, WASH (Sr., Seattle, Wash.)
2006-07 Arron Afflalo, G, UCLA (Jr., Compton, Calif.)
2007-08 Kevin Love, F, UCLA (Fr., Lake Oswego, Ore.)
2008-09 James Harden, G, ASU (So., Los Angeles, Calif.)
2009-10 Jerome Randle, G, CAL (Sr., Chicago, Ill.)
2010-11 Derrick Williams, F, ARIZ (So., La Mirada, Calif.)
2011-12 Jorge Gutierrez, G, CAL (Sr., Chihuahua, Mexico)
2012-13 Allen Crabbe, G, CAL (Jr., Los Angeles, Calif.)
2013-14 Nick Johnson, G, ARIZ (Jr., Gilbert, Ariz.)
2014-15 Joseph Young, G, ORE (Sr., Houston, Texas)
2015-16 Jakob Poeltl, F, UTAH (So., Vienna, Austria)
2016-17 Dillon Brooks, F, ORE (Jr., Mississauga, Ontario, Canada)
2017-18 Deandre Ayton, F, ARIZ (Fr., Nassau, Bahamas)
2018-19 Jaylen Nowell, F, WASH (So., Seattle, Wash.)
2019-20 Payton Pritchard, G, ORE (Sr., West Linn, Ore.)

FRESHMAN OF THE YEAR

- 1978-79* Bryan Rison, G, WSU (Jr., Mt. Morris, Mich.)
1979-80* Byron Scott, G, ASU (Fr., Inglewood, Calif.)
1980-81* John Revelli, C, STAN (Fr., Scarsdale, N.Y.)
1981-82* Johnny Rogers, F, STAN (Fr., Westminster, Calif.)
1982-83* Dave Butler, F, CAL (Fr., Rancho Palos Verdes, Calif.)
1983-84 Chris Welp, C, WASH (Osnabruck, W.G.)
1984-85 Leonard Taylor, F, CAL (Lennox, Calif.)
1985-86 Sean Elliott, F, ARIZ (Tucson, Ariz.)
1986-87 Pooh Richardson, G, UCLA (Philadelphia, Pa.)
1986-87 Gary Payton, G, OSU (Oakland, Calif.)
1987-88 Mike Hayward, F, WASH (San Rafael, Calif.)
1988-89 Don MacLean, F, UCLA (Simi Valley, Calif.)
1989-90 Harold Miner, G, USC (Inglewood, Calif.)
1990-91 Jamal Faulkner, F, ASU (Middle Village, N.Y.)
1991-92 Mark Pope, F, WASH (Bellevue, Wash.)
1992-93 Jason Kidd, G, CAL (Oakland, Calif.)
1993-94 Brevin Knight, G, STAN (East Orange, N.J.)
1994-95 Tremaine Fowlkes, F, CAL (Los Angeles, Calif.)
1995-96 Shareef Abdur-Rahim, F, CAL (Marietta, Ga.)
1996-97 Mike Bibby, G, ARIZ (Phoenix, Ariz.)
1997-98 Baron Davis, G, UCLA (Los Angeles, Calif.)
1998-99 Michael Wright, F, ARIZ (Chicago, Ill.)
1999-00 Casey Jacobsen, F, STAN (Glendora, Calif.)
2000-01 Jason Kaponon, F, UCLA (Lakewood, Calif.)
2000-01 Luke Ridnour, G, ORE (Blaine, Wash.)
2001-02 Salim Stoudamire, G, ARIZ (Portland, Ore.)
2002-03 Ike Diogu, F, ASU (Garland, Texas)
2003-04 Leon Powe, F, CAL (Oakland, Calif.)
2004-05 Jordan Farmar, G, UCLA (Van Nuys, Calif.)
2005-06 Luc Richard Mbah a Moute, F, UCLA (Yaounde, Cameroon)
2006-07 Chase Budinger, F, ARIZ (Encinitas, Calif.)
2007-08 Kevin Love, F, UCLA (Lake Oswego, Ore.)
2008-09 Isaiah Thomas, G, WASH (Tacoma, Wash.)
2009-10 Derrick Williams, F, ARIZ (La Mirada, Calif.)
2011-11 Allen Crabbe, G, CAL (Los Angeles, Calif.)
2011-12 Tony Wroten, G, WASH (Seattle, Wash.)
2012-13 Jahii Carson, G, ASU (Mesa, Ariz.)
2012-13 Shabazz Muhammad, G, UCLA (Las Vegas, Nev.)
2013-14 Aaron Gordon, F, ARIZ (San Jose, Calif.)
2014-15 Stanley Johnson, F, ARIZ (Fullerton, Calif.)
2015-16 Jaylen Brown, F, CAL (Marietta, Ga.)
2016-17 Lonzo Ball, G, UCLA (Chino Hills, Calif.)
2017-18 Deandre Ayton, F, ARIZ (Nassau, Bahamas)
2018-19 Luguentz Dort, G, ASU (Montreal, Quebec)
2019-20 Zeke Nnaji, F, ARIZ (Hopkins, Minn.)
* - Rookie of the Year (included transfers)

All honors selected by Conference coaches, unless noted otherwise.

**JOHN R. WOODEN
COACH OF THE YEAR**

- 1975-76 Dick DiBiaso, STAN
George Raveling, WSU
- 1976-77 Dick Harter, ORE
- 1977-78 Gary Cunningham, UCLA
- 1978-79 Bob Boyd, USC
- 1979-80 Ned Wulk, ASU
- 1980-81 Ralph Miller, OSU
- 1981-82 Marv Harshman, WASH
- 1982-83 George Raveling, WSU
- 1983-84 Marv Harshman, WASH
- 1984-85 Stan Morrison, USC
- 1985-86 Lute Olson, ARIZ
- 1986-87 Walt Hazzard, UCLA
- 1987-88 Lute Olson, ARIZ
- 1988-89 Lute Olson, ARIZ
Ralph Miller, OSU
- 1989-90 Jim Anderson, OSU
- 1990-91 Kelvin Sampson, WSU
- 1991-92 George Raveling, USC
- 1992-93 Lute Olson, ARIZ
- 1993-94 Lute Olson, ARIZ
- 1994-95 Jim Harrick, UCLA
- 1995-96 Bob Bender, WASH
- 1996-97 Ben Braun, CAL
- 1997-98 Lute Olson, ARIZ
- 1998-99 Mike Montgomery, STAN
- 1999-00 Mike Montgomery, STAN
- 2000-01 Steve Lavin, UCLA
- 2001-02 Ernie Kent, ORE
- 2002-03 Mike Montgomery, STAN
Lute Olson, ARIZ
- 2003-04 Mike Montgomery, STAN
- 2004-05 Lorenzo Romar, WASH
- 2005-06 Ben Howland, UCLA
- 2006-07 Tony Bennett, WSU
- 2007-08 Trent Johnson, STAN
- 2008-09 Lorenzo Romar, WASH
- 2009-10 Herb Sendek, ASU
- 2010-11 Sean Miller, ARIZ
- 2011-12 Lorenzo Romar, WASH
- 2012-13 Dana Altman, ORE
- 2013-14 Sean Miller, ARIZ
- 2014-15 Dana Altman, ORE
- 2015-16 Dana Altman, ORE
- 2016-17 Sean Miller, ARIZ
- 2017-18 Mike Hopkins, WASH
- 2018-19 Mike Hopkins, WASH
- 2019-20 Mick Cronin, UCLA

DEFENSIVE PLAYER OF THE YEAR

- 1983-84 Butch Hays, CAL (Sr., Inglewood, Calif.)
- 1984-85 Nigel Miguel, UCLA (Sr., Pacoima, Calif.)
- 1985-86 Keith Morrison, WSU (Sr., Los Angeles, Calif.)
- 1986-87 Gary Payton, OSU (Fr., Oakland, Calif.)
- 2007-08 Russell Westbrook, UCLA (So., Hawthorne, Calif.)
- 2008-09 Taj Gibson, USC (Jr., Brooklyn, N.Y.)
- 2009-10 Seth Tarver, OSU (Sr., Portland, Ore.)
- 2010-11 Marcus Simmons, USC (Sr., Alexandria, La.)
- 2011-12 Jorge Gutierrez, CAL (Sr., Chihuahua, Mexico)
- 2012-13 André Roberson, COLO (Sr., San Antonio, Texas)
- 2013-14 Jordan Bachynski, ASU (Sr., Calgary, Canada)
- 2014-15 Gary Payton II, OSU (Jr., Las Vegas, Nev.)
- 2015-16 Gary Payton II, OSU (Sr., Las Vegas, Nev.)
- 2016-17 Jordan Bell, ORE (Jr., Long Beach, Calif.)
- 2017-18 Matisse Thybulle, WASH (Jr., Issaquah, Wash.)
- 2018-19 Matisse Thybulle, WASH (Sr., Issaquah, Wash.)
- 2019-20 Tyler Bey, COLO (Jr., Las Vegas, Nev.)

MOST IMPROVED PLAYER OF THE YEAR

- 2008-09 Justin Dentmon, WASH (Sr., Carbondale, Ill.)
- 2009-10 Nikola Vucevic, USC (So., Bar, Montenegro)
- 2010-11 Matthew Bryan-Amaning, WASH (Sr., London, England)
- 2011-12 Brock Motum, WSU (Jr., Brisbane, Australia)
- 2012-13 Dwight Powell, STAN (Jr., Toronto, Ontario)
- 2013-14 Anthony Brown, STAN (Jr., Fountain Valley, Calif.)
- 2014-15 Josh Hawkinson, WSU (So., Shoreline, Wash.)
- 2015-16 George King, COLO (Jr., San Antonio, Texas)
- 2016-17 Chimezie Metu, USC (So., Lawndale, Calif.)
- 2017-18 Robert Franks, WSU (Jr., Vancouver, Wash.)
- 2018-19 Tyler Bey, COLO (So., Las Vegas, Nev.)
- 2019-20 Chris Smith, UCLA (Jr., Chicago, Ill.)

SCHOLAR-ATHLETE OF THE YEAR

- 2007-08 Robbie Cowgill, WSU
- 2008-09 Taylor Rochestie, WSU
- 2009-10 Landry Fields, STAN
- 2010-11 Rihards Kuksiks, ASU
- 2011-12 Harper Kamp, CAL
- 2012-13 Carrick Felix, ASU
- 2013-14 Dwight Powell, STAN
- 2014-15 Chasson Randle, STAN
- 2015-16 Brandon Taylor, UTAH
- 2016-17 Josh Hawkinson, WSU
- 2017-18 Dorian Pickens, STAN
- 2018-19 Stephen Thompson Jr., OSU
- 2019-20 Stone Gettings, ARIZ

SIXTH MAN OF THE YEAR

- 1983-84 Mike Wurm, WSU (Sr., St. Louis, Mo.)
- 1984-85 Glenn Smith, USC (Sr., Gardena, Calif.)
- 1985-86 Al Moscatel, WASH (Jr., Mercer Island, Wash.)
- 1986-87 Montel Hatcher, UCLA (Sr., Venice, Calif.)
- 2017-18 Dominique Collier, COLO (Sr., Denver, Colo.)
& Remy Martin, ASU (Fr., Chatsworth, Calif.)
- 2018-19 Donnie Tillman, UTAH (So., Detroit, Mich.)
- 2019-20 Alonzo Verge Jr., ASU (Jr., Chicago, Ill.)



CONSENSUS ALL-AMERICANS

(First team unless indicated)

- 1910-11 C.C. Clementson, WASH
1914-15 Tony Savage, WASH
1915-16 Ade Sieberts, OSU
...
1974-75 Dave Meyers, UCLA
Ron Lee, ORE (2nd)
Gus Williams, USC (2nd)
Luther Burden, UTAH (2nd)

- 1975-76 Richard Washington, UCLA
1976-77 Marques Johnson, UCLA
Greg Ballard, ORE (2nd)
...
2019-20 Payton Pritchard, ORE

NATIONAL PLAYER OF THE YEAR

- 1952-53 Bob Houbregs, WASH
1963-64 Walt Hazzard, UCLA
(USBWA)
...
1992-93 *Jason Kidd, CAL
(USBWA)

- 1994-95 Ed O'Bannon, UCLA
(BT, WA, USBWA)
Tyus Edney, UCLA
(FPN)
...
^National Defensive Player of the Year

NATIONAL COACH OF THE YEAR

- 1959-60 Pete Newell, CAL
(UPI, USBWA)
1963-64 John Wooden, UCLA
(UPI, USBWA)
...
2006-07 Tony Bennett, WSU
(USBWA, NABC, BT, CBS, NA, JP)

NCAA TOURNAMENT

OUTSTANDING PLAYER AWARD

- 1941-42 Howard Dallmar, STAN
- 1963-64 Walt Hazzard, UCLA
- 1966-67 Lew Alcindor, UCLA
- 1967-68 Lew Alcindor, UCLA
- 1968-69 Lew Alcindor, UCLA
- 1969-70 Sidney Wicks, UCLA
- 1971-72 Bill Walton, UCLA
- 1972-73 Bill Walton, UCLA
- 1974-75 Richard Washington, UCLA
- 1994-95 Ed O'Bannon, UCLA
- 1996-97 Miles Simon, ARIZ

NCAA FINAL FOUR ALL-TOURNAMENT TEAM

- 1952-53 Bob Houbregs, WASH
- 1953-54 Roy Irvin, USC
- 1958-59 Darrall Imhoff, CAL
Denny Fitzpatrick, CAL
- 1959-60 Darrall Imhoff, CAL
- 1963-64 Walt Hazzard, UCLA
Gail Goodrich, UCLA
- 1964-65 Gail Goodrich, UCLA
Edgar Lacey, UCLA
Kenny Washington, UCLA
- 1966-67 Lew Alcindor, UCLA
Mike Warren, UCLA
- 1967-68 Lucius Allen, UCLA
Lew Alcindor, UCLA
Mike Warren, UCLA
Lucius Allen, UCLA
- 1968-69 Lynn Shackelford, UCLA
Lew Alcindor, UCLA
John Vallely, UCLA
- 1969-70 Sidney Wicks, UCLA
John Vallely, UCLA
Curtis Rowe, UCLA
- 1970-71 Steve Patterson, UCLA
Sidney Wicks, UCLA
- 1971-72 Bill Walton, UCLA
Keith Wilkes, UCLA
- 1972-73 Bill Walton, UCLA
- 1973-74 Bill Walton, UCLA
- 1974-75 Richard Washington, UCLA
Dave Meyers, UCLA
- 1975-76 Marques Johnson, UCLA
- 1979-80 Kiki Vandeweghe, UCLA
Rod Foster, UCLA
- 1987-88 Sean Elliott, ARIZ
- 1994-95 Ed O'Bannon, UCLA
Toby Bailey, UCLA
- 1996-97 Mike Bibby, ARIZ
Miles Simon, ARIZ
- 1997-98 Arthur Lee, STAN
- 2000-01 Richard Jefferson, ARIZ
Loren Woods, ARIZ
- 2005-06 Jordan Farmar, UCLA

NATIONAL INVITATIONAL TOURNAMENT

MOST OUTSTANDING PLAYER

- 1974-75 Ron Lee, ORE
- 1984-85 Reggie Miller, UCLA
- 1990-91 Adam Keefe, STAN
- 1998-99 Sean Lampley, CAL
- 2011-12 Aaron Bright, STAN
- 2014-15 Chasson Randle, STAN

COLLEGIATE BASKETBALL INVITATIONAL

MOST OUTSTANDING PLAYER

- 2008-09 Roeland Schaftenaar, OSU
- 2010-11 Joevan Catron, ORE

NAISMITH MEMORIAL BASKETBALL

HALL OF FAME MEMBERS

- Kareem Abdul-Jabbar, player, UCLA
- Don Barksdale, player, UCLA
- Sam Barry, coach, USC
- Larry Brown, coach, UCLA
- John Bunn, coach, STAN
- Everett Dean, coach, STAN
- Laddie Gale, player, ORE
- Jack Gardner, player/coach, USC/UTAH
- Slats Gill, player and coach, OSU
- Gail Goodrich, player, UCLA
- Marv Harshman, coach, WASH and WSU
- Howard Hobson, player and coach, ORE
- Bob Houbregs, player, WASH
- Jason Kidd, player, CAL
- Lloyd Leith, official, CAL
- Hank Luisetti, player, STAN
- Ralph Miller, coach, OSU
- Reggie Miller, player, UCLA
- Pete Newell, coach, CAL
- Lute Olson, coach, ARIZ
- Gary Payton, player, OSU
- Jim Pollard, player, STAN
- George Raveling, coach, WSU and USC (elected as contributor)
- Bill Sharman, player, USC
- Bill Walton, player, UCLA
- Paul Westphal, player, USC
- Jamaal Wilkes, player, UCLA
- Tex Winter, coach, WASH
- John Wooden, coach, UCLA

NAISMITH AWARD

OUTSTANDING CONTRIBUTION TO MEN'S COLLEGE BASKETBALL

- 1983 John Wooden, UCLA
- 1987 Pete Newell, CAL
- 2001 Tex Winter, WASH
- 2013 Lute Olson, ARIZ

Legend

- AP Associated Press
- BA Basketball America
- BN Basketball News
- BT Basketball Times
- BW Basketball Weekly
- CBS/Chev CBS/Chevrolet
- FPN Frances Pomeroy Naismith
- JP Jim Phelan Award
- NA Naismith Award
- NABC National Association of Basketball Coaches
- SI Sports Illustrated
- TSN The Sporting News
- UPI United Press International
- USBWA United States Basketball Writers Association
- WA Wooden Award



Draft began in 1947. 1st Round picks only listed from 1967-78 (order prior to 1967 unavailable). All picks listed since 1979. Number in parenthesis after year is rounds of Draft.

1967 (20)

- 1st (none)

1968 (21)

- 1st 11. Bill Hewitt (USC), Los Angeles

1969 (20)

- 1st 1. Lew Alcindor (UCLA), Milwaukee
3. Lucius Allen (UCLA), Seattle

1970 (19)

- 1st 14. John Vallely (UCLA), Atlanta
16. Gary Freeman (OSU), Milwaukee

1971 (19)

- 1st 2. Sidney Wicks (UCLA), Portland
7. Cliff Meely (COLO), San Diego
9. Stan Love (ORE), Baltimore
11. Curtis Rowe (UCLA), Detroit
(Phil Chenier (CAL), Baltimore
1st round of hardship draft)

1972 (10)

- 1st 5. Fred Boyd (OSU), Phoenix
10. Paul Westphal (USC), Boston

1973 (21)

- 1st 16. Swen Nater (UCLA), Milwaukee

1974 (10)

- 1st 1. Bill Walton (UCLA), Portland
6. Scott Wedman (COLO), KC-Omaha
10. Mike Sojourner (UTAH), Atlanta
11. Keith Wilkes (UCLA), Golden State

1975 (10)

- 1st 2. David Meyers (UCLA), Los Angeles
5. Lionel Hollins (ASU), Portland
7. Rich Kelley (STAN), New Orleans
15. John Lambert (USC), Cleveland

1976 (10)

- 1st 3. Richard Washington (UCLA), Kansas City
10. Ron Lee (ORE), Phoenix

1977 (Eight)

- 1st 3. Marques Johnson (UCLA), Milwaukee
4. Greg Ballard (ORE), Washington

1978 (10)

- 1st 22. Ray Townsend (UCLA), Golden State

1979 (10)

- 1st 2. Dave Greenwood (UCLA), Chicago
9. Larry Demic (ARIZ), New York
10. Roy Hamilton (UCLA), Detroit
11. Cliff Robinson (USC), New Jersey
14. Brad Holland (UCLA), Los Angeles
2nd 32. Tony Zeno (ASU), Indiana
4th 67. Greg Deane (UTAH), Utah
73. James Donaldson (WSU), Seattle
5th 89. Perry Wolfe (STAN), Utah
6th 114. Steve Smith (USC), Chicago
123. Dan Hartshorne (ORE), Philadelphia
9th 175. Gene Ransom (CAL), Golden State
180. Coby Leavitt (UTAH), Philadelphia
181. Emmett Lewis (COLO), Denver
10th 190. Marvin Thomas (UCLA), Chicago
195. Kelvin Small (ORE), Portland

1980 (10)

- 1st 11. Kiki Vandeweghe (UCLA), Dallas
18. Don Collins (WSU), Atlanta
2nd 42. Kimberly Belton (STAN), Phoenix
3rd 47. Kurt Nimphius (ASU), Denver
50. James Wilkes (UCLA), Chicago
53. Stuart House (WSU), Cleveland

- 65. Doug True (CAL), Phoenix
5th 95. Don Carfino (USC), Golden State
103. Darrell Allums (UCLA), Dallas
6th 134. Coby Leavitt (UTAH), Phoenix
7th 141. Lorenzo Romar (WASH), Golden State
148. Greg Sims (UCLA), Portland
152. Joe Nehls (ARIZ), Houston

1981 (10)

- 1st 7. Steve Johnson (OSU), Kansas City
5. Danny Vranes (UTAH), Seattle
8. Tom Chambers (UTAH), San Diego
21. Alton Lister (ASU), Milwaukee
2nd 33. Sam Williams (ASU), Golden State
36. Ray Blume (OSU), Indiana
3rd 53. Mark Radford (OSU), Seattle
60. Purvis Miller (USC), Indiana
61. Petur Gudmundsson (WASH), Portland
4th 79. Ron Davis (ARIZ), Washington
5th 96. Joe Cooper (COLO), New Jersey
97. Mike Clark (ORE), Utah
99. Andra Griffin (WASH), Seattle
108. Johnny Nash (ASU), Chicago
6th 116. Karl Bankowski (UTAH), Dallas
129. Robert Fronk (WASH), Indiana
134. Kevin Singleton (CAL), Los Angeles
146. JoJo Hunter (COLO), Milwaukee
7th 148. Roby Dosty (ARIZ), Golden State
9th 212. Brian Johnson (COLO), Phoenix
10th 206. Vic Sison (UCLA), New Jersey
213. Barry Brooks (USC), Golden State
216. Kenny Easley (UCLA), Chicago
220. Felton Sealey (ORE), Phoenix

1982 (10)

- 1st 11. Lafayette Lever (ASU), Portland
14. Lester Conner (OSU), Golden State
22. Mark McNamara (CAL), Philadelphia
2nd 41. Dwight Anderson (USC), Houston
3rd 52. Dan Caldwell (WASH), New York
65. John Greig (ORE), Seattle
4th 72. Mark Eaton (UCLA), Utah
74. Mike Sanders (UCLA), Kansas City
7th 151. Tony Anderson (UCLA), New Jersey
159. Maurice Williams (USC), Los Angeles
8th 173. Jacques Tuz (COLO), San Diego
180. Steve Burks (WASH), Seattle
9th 199. Ken Lyles (WASH), Denver
200. Dean Sears (UCLA), Denver

1983 (10)

- 1st 4. Byron Scott (ASU), San Diego
2nd 28. Rod Foster (UCLA), Phoenix
34. Guy Williams (WSU), Washington
43. Pace Mannion (UTAH), Golden State
45. Paul Williams (ASU), Phoenix
3rd 48. Craig Ehlo (WSU), Houston
53. Michael Holton (UCLA), Golden State
57. Darren Daye (UCLA), Washington
60. Steve Harriel (WSU), Kansas City
5th 109. Brad Watson (WASH), Seattle
7th 143. Dan Evans (OSU), San Diego
144. Jacque Hill (USC), Chicago
145. Peter Williams (UTAH), Golden State
147. Rob Gonzalez (COLO), Detroit
8th 177. Frank Smith (ARIZ), Portland
10th 219. Aaron Haskins (WSU), Kansas City

1984 (10)

- 1st 13. Jay Humphries (COLO), Phoenix
21. Kenny Fields (UCLA), Milwaukee
2nd 29. Stuart Gray (UCLA), Indiana
38. Charles Sitton (OSU), Dallas
4th 71. Ralph Jackson (UCLA), Indiana
92. John Revelli (STAN), LA Lakers
6th 138. Keith Jones (STAN), LA Lakers
7th 141. Butch Hays (CAL), Chicago
144. David Brantley (ORE), Clippers
146. Michael Pitts (CAL), San Antonio
152. Gary Gatewood (ORE), Seattle
8th 177. Chris Winans (UTAH), New Jersey

1985 (Seven)

- 1st 8. Detlef Schrempf (WASH), Dallas
15. Blair Rasmussen (ORE), Denver
23. A.C. Green (OSU), LA Lakers
3rd 49. Brad Wright (UCLA), Golden State
62. Nigel Miguel (UCLA), New Jersey
4th 74. Jim Deines (ASU), LA Clippers
75. Alex Stivrins (COLO), Seattle
89. Pete Williams (ARIZ), Denver
5th 99. Wayne Carlander (USC), Sacramento
106. Clayton Olivier (USC), San Antonio
6th 128. Chris Harper (ORE), San Antonio
7th 143. Gary Maloncon (UCLA), LA Clippers

1986 (Seven)

- 5th 103. Keith Morrison (WSU), Sacramento
104. Paul Fortier (WASH), Washington
106. Jerry Adams (ORE), Portland
7th 141. Steve Woodside (OSU), Indiana

1987 (Seven)

- 1st 7. Kevin Johnson (CAL), Cleveland
11. Reggie Miller (UCLA), Indiana
15. Jose Ortiz (OSU), Utah
16. Christian Welp (WASH), Philadelphia
2nd 37. Derrick Dowell (USC), Washington
3rd 51. Sven Meyer (ORE), Sacramento
4th 76. Steve Beck (ASU), Phoenix
79. Jack Haley (UCLA), Chicago
5th 114. Dave Butler (CAL), Boston
6th 128. Dwayne Scholten (WSU), Washington
7th 149. Montel Hatcher (UCLA), Indiana

1988 (Three)

- 2nd 34. Tom Tolbert (ARIZ), Charlotte
37. Greg Butler (STAN), New York
44. Anthony Taylor (ORE), Atlanta
50. Steve Kerr (ARIZ), Phoenix

1989 (Two)

- 1st 3. Sean Elliott (ARIZ), San Antonio
10. Pooh Richardson (UCLA), Minnesota
15. Todd Lichti (STAN), Denver
24. Anthony Cook (ARIZ), Phoenix
2nd 50. Brian Quinnett (WSU), New York

1990 (Two)

- 1st 2. Gary Payton (OSU), Seattle
2nd 36. Trevor Wilson (UCLA), Atlanta
38. Jud Buechler (ARIZ), Seattle

1991 (Two)

- 1st 10. Brian Williams (ARIZ), Orlando
11. Terrell Brandon (ORE), Cleveland
25. Shaun Vandiver (COLO), Golden State
2nd 48. Isaac Austin (ASU), Utah

1992 (Two)

- 1st 10. Adam Keefe (STAN), Atlanta
12. Harold Miner (USC), Miami
18. Tracy Murray (UCLA), San Antonio
19. Don MacLean (UCLA), Detroit
2nd 30. Sean Rooks (ARIZ), Dallas
36. Duane Cooper (USC), LA Lakers

1993 (Two)

- 1st 14. Scott Haskin (OSU), Indiana
22. Chris Mills (ARIZ), Cleveland
2nd 35. Ed Stokes (ARIZ), Miami
40. Rich Manning (WASH), Atlanta
43. Josh Grant (UTAH), Denver
46. Richard Petruska (UCLA), Houston
54. Byron Wilson (UTAH), Phoenix

1994 (Two)

- 1st 2. Jason Kidd (CAL), Dallas
7. Lamond Murray (CAL), LA Clippers
12. Khalid Reeves (ARIZ), Miami

1995 (Two)

- 1st 7. Damon Stoudamire (ARIZ), Toronto
- 9. Ed O'Bannon (UCLA), New Jersey
- 15. Brent Barry (OSU), Denver
- 22. George Zidek (UCLA), Charlotte
- 27. Mario Bennett (ASU), Phoenix
- 2nd 42. Donnie Boyce (COLO), Atlanta
- 47. Tyus Edney (UCLA), Sacramento

1996 (Two)

- 1st 3. Shareef Abdur-Rahim (CAL), Vancouver
- 2nd 31. Mark Hedrickson (WSU), Philadelphia
- 35. Joesph Blair (ARIZ), Seattle
- 43. Ben Davis (ARIZ), Phoenix
- 47. Ron Riley (ASU), Seattle
- 56. Reggie Geary (ARIZ), Cleveland

1997 (Two)

- 1st 2. Keith Van Horn (UTAH), Philadelphia
- 3. Chauncey Billups (COLO), Boston
- 16. Brevin Knight (STAN), Cleveland
- 22. Ed Gray (CAL), Atlanta
- 24. Rodrick Rhodes (USC), Houston
- 2nd 31. Mark Sanford (WASH), Miami
- 32. Charles O'Bannon (UCLA), Detroit

1998 (Two)

- 1st 2. Mike Bibby (ARIZ), Vancouver
- 12. Michael Doleac (UTAH), Orlando
- 14. Michael Dickerson (ARIZ), Houston
- 28. Corey Benjamin (OSU), Chicago
- 2nd 33. Jelani McCoy (UCLA), Seattle
- 42. Miles Simon (ARIZ), Orlando
- 44. Sean Marks (CAL), New York
- 45. Toby Bailey (UCLA), LA Lakers
- 56. J.R. Henderson (UCLA), Vancouver

1999 (Two)

- 1st 3. Baron Davis (UCLA), Charlotte
- 8. Andre Miller (UTAH), Cleveland
- 10. Jason Terry (ARIZ), Atlanta
- 2nd 39. A.J. Bramlett (ARIZ), Cleveland
- 41. Francisco Elson (CAL), Denver
- 47. Todd MacCulloch (WASH), Philadelphia
- 56. Tim Young (STAN), Golden State

2000 (Two)

- 1st 11. Jerome Moiso (UCLA), Boston
- 29. Mark Madsen (STAN), LA Lakers
- 2nd 37. Eddie House (ASU), Miami
- 40. Hanno Mottola (UTAH), Atlanta
- 56. Jaquay Walls (COLO), Indiana

2001 (Two)

- 1st 13. Richard Jefferson (ARIZ), Houston
- 18. Jason Collins (STAN), Houston
- 2nd 31. Gilbert Arenas (ARIZ), Golden State
- 35. Brian Scalabrine (USC), New Jersey
- 36. Jeff Trepagnier (USC), Cleveland
- 39. Michael Wright (ARIZ), New York
- 40. Earl Watson (UCLA), Seattle
- 45. Sean Lampley (CAL), Chicago
- 46. Loren Woods (ARIZ), Minnesota
- 53. Jarron Collins (STAN), Utah
- 58. Bryan Bracey (ORE), San Antonio

2002 (Two)

- 1st 14. Frederick Jones (ORE), Indiana
- 18. Curtis Borchardt (STAN), Utah
- 22. Casey Jacobsen (STAN), Phoenix
- 2nd 34. Dan Gadzuric (UCLA), Milwaukee
- 45. Sam Clancy (USC), Philadelphia
- 46. Matt Barnes (UCLA), Cleveland
- 47. Jamaal Sampson (CAL), Milwaukee

2003 (Two)

- 1st 14. Luke Ridnour (ORE), Seattle
- 2nd 31. Jason Kapon (UCLA), Cleveland
- 32. Luke Walton (ARIZ), LA Lakers
- 53. Tommy Smith (ASU), Chicago

2004 (Two)

- 1st 6. Josh Childress (STAN), Atlanta
- 9. Andre Iguodala (ARIZ), Philadelphia
- 10. Luke Jackson (ORE), Cleveland
- 29. David Harrison (COLO), Indiana
- 2nd 43. Trevor Ariza (UCLA), New York

2005 (Two)

- 1st 1. Andrew Bogut (UTAH), Milwaukee
- 8. Channing Frye (ARIZ), New York
- 9. Ike Diogu (ASU), Golden State
- 21. Nate Robinson (WASH), Phoenix
- 2nd 31. Salim Stoudamire (ARIZ), Atlanta
- 54. Dijon Thompson (UCLA), New York

2006 (Two)

- 1st 6. Brandon Roy (WASH), Minnesota
- 26. Jordan Farmar (UCLA), LA Lakers
- 2nd 37. Bobby Jones (WASH), Minnesota
- 49. Leon Powe (CAL), Denver
- 50. Ryan Hollins (UCLA), Charlotte
- 54. Hassan Adams (ARIZ), New Jersey

2007 (Two)

- 1st 10. Spencer Hawes (WASH), Sacramento
- 16. Nick Young (USC), Washington
- 26. Aaron Brooks (ORE), Houston
- 27. Arron Afflalo (UCLA), Detroit
- 2nd 32. Gabe Pruitt (USC), Boston
- 33. Marcus Williams (ARIZ), San Antonio

2008 (Two)

- 1st 3. O.J. Mayo (USC), Chicago
- 4. Russell Westbrook (UCLA), Seattle
- 5. Kevin Love (UCLA), Houston
- 10. Brook Lopez (STAN), New Jersey
- 11. Jerryd Bayless (ARIZ), Indiana
- 15. Robin Lopez (STAN), Phoenix
- 21. Ryan Anderson (CAL), New Jersey
- 2nd 37. Luc Richard Mbah a Moute (UCLA), Milwaukee
- 38. Kyle Weaver (WSU), Charlotte
- 48. Malik Hairston (ORE), Phoenix
- 50. DeVon Hardin (CAL), Seattle
- 54. Maarty Leunen (ORE), Houston

2009 (Two)

- 1st 3. James Harden (ASU), Oklahoma City
- 8. Jordan Hill (ARIZ), New York
- 9. DeMar DeRozan (USC), Toronto
- 17. Jrue Holiday (UCLA), Philadelphia
- 21. Darren Collison (UCLA), New Orleans
- 26. Taj Gibson (USC), Chicago
- 2nd 31. Jeff Pendergraph (ASU), Sacramento
- 38. Jon Brockman (WASH), Portland
- 44. Chase Budinger (ARIZ), Detroit

2010 (Two)

- 1st 26. Quincy Pondexter (WASH), Okla. City
- 2nd 39. Landry Fields (STAN), New York

2011 (Two)

- 1st 2. Derrick Williams (ARIZ), Minnesota
- 11. Klay Thompson (WSU), Golden State
- 12. Alec Burks (COLO), Utah
- 16. Nikola Vucevic (USC), Philadelphia
- 2nd 35. Tyler Honeycutt (UCLA), Sacramento
- 43. Malcolm Lee (UCLA), Chicago
- 60. Isaiah Thomas (WASH), Sacramento

2012 (Two)

- 1st 8. Terrence Ross (WASH), Toronto
- 24. Jared Cunningham (OSU), Cleveland
- 25. Tony Wroten (WASH), Memphis

2013 (Two)

- 1st 14. Shabazz Muhammad (UCLA), Utah
- 23. Solomon Hill (ARIZ), Indiana
- 26. Andre Roberson (COLO), Minnesota
- 2nd 31. Allen Crabbe (CAL), Cleveland
- 33. Carrick Felix (ASU), Cleveland
- 40. Grant Jerrett (ARIZ), Portland
- 54. Arsalan Kazemi (ORE), Washington

2014 (Two)

- 1st 4. Aaron Gordon (ARIZ), Orlando
- 13. Zach LaVine (UCLA), Minnesota
- 22. Jordan Adams (UCLA), Memphis
- 28. C.J. Wilcox (WASH), LA Clippers
- 29. Josh Huestis (STAN), Oklahoma City
- 30. Kyle Anderson (UCLA), San Antonio
- 2nd 38. Spencer Dinwiddie (COLO), Detroit
- 42. Nick Johnson (ARIZ), Houston
- 45. Dwight Powell (STAN), Charlotte

2015 (Two)

- 1st 8. Stanley Johnson (ARIZ), Detroit
- 20. Delon Wright (UTAH), Toronto
- 23. Rondae Hollis-Jefferson (ARIZ), Brooklyn
- 30. Kevon Looney (UCLA), Golden State
- 2nd 34. Anthony Brown (STAN), LA Lakers
- 43. Joseph Young (ORE), Indiana
- 46. Normal Powell (UCLA), Toronto

2016 (Two)

- 1st 3. Jaylen Brown (CAL), Boston
- 8. Marquese Chriss (WASH), Phoenix
- 9. Jakob Poeltl (UTAH), Toronto
- 29. Dejounte Murray (WASH), San Antonio
- 2nd 60. Tyrone Wallace (CAL), Utah

2017 (Two)

- 1st 1. Markelle Fultz (WASH), Philadelphia
- 2. Lonzo Ball (UCLA), LA Lakers
- 7. Lauri Markkanen (ARIZ), Chicago
- 18. T.J. Leaf (UCLA), Indiana
- 27. Kyle Kuzma (UTAH), LA Lakers
- 29. Derrick White (COLO), San Antonio
- 2nd 35. Ivan Rabb (CAL), Memphis
- 36. Jonah Bolden (UCLA), Philadelphia
- 38. Jordan Bell, (ORE), Golden State
- 41. Tyler Dorsey (ORE), Atlanta
- 45. Dillon Brooks (ORE), Memphis
- 47. Ike Anigbogu (UCLA), Indiana
- 53. Kadeem Allen (ARIZ), Boston
- 56. Jabari Bird (CAL), Boston

2018 (Two)

- 1st 1. Deandre Ayton (ARIZ), Phoenix
- 15. Troy Brown (ORE), Washington
- 23. Aaron Holiday (UCLA), Indiana
- 2nd 46. De'Anthony Melton (USC), Houston
- 49. Chimezie Metu (USC), San Antonio
- 58. Thomas Welsh (UCLA), Denver
- 59. George King (COLO), Phoenix

2019 (Two)

- 1st 20. Matisse Thybulle (WASH), Boston
- 30. Kevin Porter Jr. (USC), Milwaukee
- 2nd 32. KZ Okpala (STAN), Phoenix
- 43. Jaylen Nowell (WASH), Minnesota
- 44. Bol Bol (ORE), Miami
- 56. Jaylen Hands (UCLA), LA Clippers

2020 (Two)

- 1st 6. Onyeka Okongwu (USC), Atlanta
- 16. Isaiah Stewart (WASH), Portland
- 18. Josh Green (ARIZ), Dallas
- 22. Zeke Nnaji (ARIZ), Denver
- 26. Payton Pritchard (ORE), Boston
- 28. Jaden McDaniels (WASH), LA Lakers
- 2nd 31. Tyrell Terry (STAN), Dallas
- 36. Tyler Bey (COLO), Philadelphia
- 46. CJ Elleby (WSU), Portland
- 48. Nico Mannion (ARIZ), Golden State