



2019-20 MEN'S BASKETBALL

MEDIA GUIDE

#PAC12HOOPS

PAC12
PAC12
PAC12
PAC12
PAC12
PAC12
PAC12

*BASKETBALL
BASKETBALL
BASKETBALL*

*BASKETBALL
BASKETBALL*

PAC12
PAC12
PAC12
PAC12
PAC12
PAC12



BASKETBALL
TOURNAMENT
LAS VEGAS

presented by



BASKETBALL
BASKETBALL
BASKETBALL

BASKETBALL
BASKETBALL

PAC12

MARCH 11 - 14, 2020

T-MOBILE ARENA // LAS VEGAS

PAC-12.COM/TICKETS



LARRY SCOTT
PAC-12 COMMISSIONER

Welcome!

We appreciate you taking the time to learn more about the Pac-12 Conference. As our student-athletes and universities continue to cement our league's standing as the "Conference of Champions," this past campaign was no exception. Garnering a nation-leading 13 NCAA titles during the 2018-19 season, our student-athletes have now led the country in NCAA championships for 14-straight seasons and 53 of the past 59 years now with a total of 526 titles across our 12 institutions.

Our Conference's mission has been and continues to be to develop the next generation of leaders by championing excellence in academics, athletics and the well-being of our student-athletes. Looking back at the many successes of our student-athletes and universities this past year, I think we can all be proud of our collective efforts to achieve this mission. One of the highlights for me each and every year is to listen to and watch our student-athletes in action off the field of play, be it at our Council meetings, media days, at our China Game, or around our campuses – these remarkable young women and men inspire us with their talent, dedication and desire to make a positive impact, and make us all work harder to achieve our mission on their behalf. It is their continued effort that combines our universities' collective history of dominance with a future of excellence.

The Pac-12 is also proud to continue providing our student-athletes with unprecedented exposure across our television partners with ESPN, Fox and Pac-12 Networks. From continuing to televise 850 live events, to engaging fans across platforms, to providing our athletics departments with additional support, Pac-12 Networks continues to provide our universities with incredible resources and flexibility.

Lastly, I want to once again express my appreciation to the leaders of our member universities, who together form the governing council of the Pac-12 Conference. Our group's vision and leadership has kept the Pac-12 at the forefront of intercollegiate athletics both athletically and academically, as well as for their continued focus on the overall health and welfare of our student-athletes. I also want to express my appreciation and admiration of our athletic directors, senior women's administrators, faculty athletic representatives, student-athlete representatives, coaches and their staffs, as well as the Conference staff.

With many reasons for excitement across the Pac-12 this year, I look forward to another promising campaign in 2019-20 and to all of the magical moments on and off the field our student-athletes will undoubtedly create for themselves, their families, our universities and our fans.

I hope you enjoy learning more about the Pac-12 Conference.

Sincerely,

A handwritten signature in blue ink, appearing to read "Larry Scott". The signature is fluid and stylized, with a long horizontal stroke extending to the right.

Commissioner Larry Scott



ARIZONA

McKale Center
1 National Championship Drive
Tucson, AZ 85721
www.arizonawildcats.com
Head Coach: Sean Miller
Basketball SID: Nathan Wiechers
Office/Cell: (520) 621-0914/(812) 345-1991
Press Row: (520) 621-4334

ARIZONA STATE

Carson Student-Athlete Center
500 East Veteran's Way
Tempe, AZ 85287
www.thesundevils.com
Head Coach: Bobby Hurley
Basketball SID: Doug Tammara
Office/Cell: (480) 965-5799/(480) 734-7795
Press Row: (480) 965-7274/4778

CALIFORNIA

349 Haas Pavilion
Berkeley, CA 94720
www.calbears.com
Head Coach: Mark Fox
Basketball SID: Mara Rudolph
Office/Cell: (510) 384-6574
Press Row: (510) 642-3098

COLORADO

378 UCB
Boulder, CO 80309
www.cubuffs.com
Head Coach: Tad Boyle
Basketball SID: Troy Andre
Office/Cell: (303) 492-4672/(303) 903-3654
Press Row: (303) 492-1552

OREGON

2727 Leo Harris Parkway
Eugene, OR 97401
www.goducks.com
Head Coach: Dana Altman
Basketball SID: Greg Walker
Office/Cell: (541) 346-2252/(541) 954-8775
Press Row: (541) 346-4497

OREGON STATE

209 Gill Coliseum
Corvallis, OR 97331
www.osubeavers.com
Head Coach: Wayne Tinkle
Basketball SID: Shawn Schoeffler
Office/Cell: (541) 737-8898/(541) 231-1430
Press Row: (541) 737-3020

STANFORD

Arrillaga Family Sports Center
Stanford, CA 94305
www.gostanford.com
Head Coach: Jerod Haase
Basketball SID: Brian Risso (interim)
Office/Cell: (650) 200-9513
Press Row: (650) 200-9513

UCLA

Morgan Center
325 Westwood Plaza
Los Angeles, CA 90024
www.uclabruins.com
Head Coach: Mick Cronin
Basketball SID: Alex Timiraos
Office/Cell: (310) 206-0524/(310) 847-9231
Press Row: (310) 825-1899

USC

Heritage Hall 103
Los Angeles, CA 90089-0602
www.usctrojans.com
Head Coach: Andy Enfield
Basketball SID: David Tuttle
Office/Cell: (213) 740-3806/(213) 725-3102
Press Row: (213) 740-3900

UTAH

1825 E. South Campus Drive
Salt Lake City, UT 84112
www.utahutes.com
Head Coach: Larry Krystkowiak
Basketball SID: John Vu
Office/Cell: (801) 581-3511/(714) 728-9163
Press Row: (801) 581-6657

WASHINGTON

202 Graves Building
Seattle, WA 98195
www.gohuskies.com
Head Coach: Mike Hopkins
Basketball SID: Ashley Walker
Office/Cell: (206) 543-3899
Press Row: (206) 543-2230

WASHINGTON STATE

Bohler Athletic Complex, Room 195
Pullman, WA 99164-1610
www.wsucougars.com
Head Coach: Kyle Smith
Basketball SID: Ben Laskey
Office/Cell: (509) 335-0265/(209) 608-2173
Press Row: (509) 335-4940

PAC-12 CONFERENCE

360 3rd Street, 3rd Floor, San Francisco, CA 94107
Phone/Fax: (415) 580-4200/(415) 549-2829
Website: www.pac-12.com

Communications Department

Andrew Walker, Vice President, Public Affairs
Dave Hirsch, Vice President, Communications
Natalia Ciccone, Assistant Commissioner, Communications
Jesse Hooker, Director, Communications (men's basketball contact)
Josh Ishoo, Director, Public Affairs
Nicole Mitchell, Communications Fellow (men's basketball asst.)
Ryan Andersen, Communications Fellow
Wendy Heredia, Marketing & Communications Senior Administrative Assistant

PAC-12 CONFERENCE

360 3rd Street, 3rd Floor
 San Francisco, CA 94107
 Office: (415) 580-4200
www.pac-12.com // @pac12

Commissioner: Lawrence G. Scott
Deputy Commissioner/Chief Operating Officer: Jamie Zaninovich (Men's Basketball Administration)
General Counsel, Senior Vice President of Business Affairs: Woodie Dixon
Chief Marketing Officer: Danette Leighton
Chief Financial Officer: Brent Willman
Chief of Staff: Erik Hardenbergh
Senior Associate Commissioner/Sports Management & Institutional Services: Teresa Gould
Associate Commissioner, Governance & Enforcement: Ron Barker
Associate Commissioner, Sports Management and Championships: Chris Grant
Associate Commissioner, Television: Duane Lindberg
Associate Commissioner, Broadcast Services & Media Administration: Dustin Rocke
Associate Commissioner, Compliance: Erik Price
Associate Commissioner, Governance & Enforcement: Tammy Newman
Vice President, Officiating: David Coleman
Vice President, Communications: David Hirsch
Vice President, Operations: Will Hunter
Vice President, Human Resources: Anna Roberts
Vice President, Marketing: Heather Vaughan
Vice President, Public Affairs: Andrew Walker
Assistant Commissioner, Communications: Natalia Ciccone
Assistant Commissioner, Compliance & Governance: Chris Merino
Assistant Commissioner, Sports Management and Championships: Cheryl Wong
Assistant Commissioner, Basketball Operations & Sports Administration: Drew Seidenberger
Senior Director, Video Operations: Mike Ortiz
Director, Communications: Jesse Hooker
Director, Public Affairs: Josh Ishoo
Director, Sports Management and Championships: Sean Harris
Senior Manager, Events & Marketing: Noveen Moinpour
Controller: Shannon Ward
Senior Manager, Ticket Sales: Tyler Jahnke
Executive Assistant to the Commissioner: In Ja Halcomb
Manager, Business Development: Michael Brady
Manager, International: Michelle Zhang
Manager, Operations: Dave Lucero
Coordinator, Sports Management: Chris Berg
Specialist, Accounts Payable/Receivable: Cecile Catig
Specialist, Video Operations: Mike Hornick
Administrative Fellows: Lanea Tuiasosopo, Juwaan Williams
Communications Fellows: Ryan Andersen, Nicole Mitchell
Senior Administrative Assistant: Wendy Heredia
Administrative Assistants: Keisha May, Stephanie Toovey


COMMUNICATIONS STAFF

Vice President, Communications (Football Contact): David Hirsch dhirsch@pac-12.org
Assistant Commissioner, Communications: Natalia Ciccone nciccone@pac-12.org
Director, Communications: Jesse Hooker jhooker@pac-12.org
Senior Administrative Assistant, Communications: Wendy Heredia wheredia@pac-12.org
Communications Fellow: Nicole Mitchell (Men's Basketball Asst.) nmitchell@pac-12.org
Communications Fellow: Ryan Andersen randersen@pac-12.org
Senior Director, Video Operations: Mike Ortiz

CREDITS: The 2019-20 Pac-12 Conference Men's Basketball Media Guide has been produced by the Pac-12 Communications Department. Written by Dave Hirsch, Jesse Hooker and Nicole Mitchell. Layout by Natalia Ciccone. Contributions from SID offices of Pac-12 institutions. Prepared entirely in-house with desktop publishing applications. Photos provided by Pac-12 institutions (contact institution for credit). This guide is available online at www.pac-12.com.

TABLE OF CONTENTS

PAC-12 CONFERENCE	
Conference of Champions	4-6
THE 2019-2020 SEASON	
Pac-12 Notebook	7-10
Pac-12 Composite Schedule	11-13
2020 NCAA Schedule	13
Pac-12 Basketball	14
Team Previews	15-39
2020 NCAA Tournament Bracket	40
2018-2019 IN REVIEW	
Standings/Notes/Honors	42-43
Pac-12 Tournament Results	44-45
Overall/Conference Statistics	46-53
Postseason Results	54
2020 PAC-12 TOURNAMENT	
Notes/Bracket	56-57
History/Records/Hall of Honor	58-68
PAC-12 HISTORY & RECORDS	
Yearly Standings	70-78
Preseason Poll History	79-81
Team vs. Team Results	82-96
Final National Polls	97-98
Team vs. Team in Rankings	99-100
NCAA/NIT/CBI History	101-111
Yearly Team Leaders	113-116
Yearly Individual Leaders	117-120
Team/Individual Records	121-122
Career Leaders	123-125
Season/Game Bests	126-128
Coaching Records	129-130
Conference Honors	131-143
National Honors	144-145
NBA Draft History	146-147
PAC-12 CONFERENCE	
Pac-12 Conference Staff	149-153
Pac-12 and NCAA Championships	154-162



T-Mobile Arena - site of the Pac-12 Tournament



BUILT ON A FIRM FOUNDATION of academic excellence and superior athletic performance, the Pac-12 Conference renewed its undisputed claim as the Conference of Champions® in 2018-19. Beyond the courts and fields, the Pac-12's accomplishments extend into the classrooms across 12 campuses, and outside its traditional geographic footprint into new corners around the world.

The only conference to win 500 NCAA Championships, the Pac-12 once again led the nation in 2018-19 with 13 NCAA crowns. This haul adds to an incredible 188 NCAA team titles claimed since 1999-2000 and 330 since 1981-82, the start of women's sports sponsorship, an average of nearly nine per year. Even more impressive has been the breadth of the Pac-12's success with championships coming in 28 different men's and women's sports. The Pac-12 has led or tied the nation in NCAA Championships in 53 of the last 59 years, with the exceptions coming no lower than third.

For the 14th-consecutive year, the Pac-12 had the most, or tied for the most, NCAA titles of any conference in the country, winning at least six every year since 1999-2000. No other conference has won double-digit NCAA crowns in a single year, the Pac-12 doing so 11 times, including a record 14 in 1996-97.

Spanning over a century of outstanding athletics achievements, the Pac-12 has claimed 526 NCAA Championships (304 men's, 191 women's, 31 combined), over 200 more than the next league.

Pac-12 members have won 304 NCAA team championships on the men's side, 85 more than the next-closest conference. Men's NCAA crowns have come at a phenomenal rate for the Pac-12 - 16 basketball titles by six schools, 54 tennis titles, 47 outdoor track & field crowns, and 29 baseball titles. Pac-12 members have won 25 of 49 NCAA titles in volleyball, 45 of 50 in water polo, 31 in skiing, and 25 in swimming & diving national championships.

On the women's side, the story is much the same. Since the NCAA began conducting women's championships 38 years ago, Pac-12 members have claimed at least four national titles in a single season on 29 occasions, including every year except one since 2000-01. Overall, the Pac-12 has captured 191 NCAA women's titles, easily outdistancing the SEC, which is second with 103. Pac-12 members have dominated a number of sports, winning 24 softball titles, 24 tennis crowns, 16 volleyball titles, 19 of the last 30 trophies in golf, and 17 in swimming & diving.

Individually, the Conference has produced an impressive number of NCAA individual champions. Over 2,000 (2,379) individual crowns have been won by Pac-12 student-athletes over the years with 1,383 by male student-athletes. Pac-12 women student-athletes have captured an unmatched 808 NCAA individual crowns, an average of over 21 championships per season, including 29 in 2018-19. Student-athletes have also captured 188 individual titles at combined championships (i.e., skiing and fencing).

The Pac-12's excellence is further proven in the annual Division I Learfield IMG College Directors' Cup competition, the prestigious award that honors the best overall collegiate athletics programs in the country. STANFORD won an unprecedented 25th-consecutive Directors' Cup in 2018-19 to lead the Conference, leading a 1-5-6 finish for Pac-12 institutions. Six Pac-12 member institutions ranked among the top-25 Division I programs: No. 1 STANFORD, No. 5 USC, No. 6 UCLA, No. 18 CALIFORNIA, No. 19 ARIZONA STATE and No. 24 WASHINGTON. At least five member institutions have been ranked in the top 25 each year of the Directors' Cup program.

2018-19 REVIEW

The Conference's 13 NCAA titles came in the form of eight women's, four men's crowns and one from a combined sport. Seven Conference members claimed at least one NCAA title and, of the five institutions in the country to have won multiple titles, two were from the Pac-12.

STANFORD's tied the single-season NCAA record for most NCAA titles with six, a record the Cardinal had set in 1996-97. The Cardinal extended its streak of winning an NCAA title to 43 years with the

women's volleyball team capturing its second crown in three years and NCAA-leading eighth national championship all-time. The Cardinal women's swimming and diving team won a third-straight title, won its sixth men's gymnastics crown, captured its NCAA-leading seventh women's water polo national championship, claimed its nation-leading 20th women's tennis title, wrapping up the year with men's golf winning its first NCAA Championship since 2007, upsetting three higher-seeded teams along the way. Stanford was one of just five teams in the nation to win multiple NCAA Championships in 2018-19 and the only one to win more than a pair.

Also a multiple championship winner, UCLA defended its beach volleyball title winning an All-Pac-12 final and claimed its NCAA-leading 12th softball crown, the Conference's first since 2011.

Led by senior Dani Jones who claimed the individual crown, COLORADO dominated the women's cross country field to claim its third all-time title. USC won its 10th national championship in men's water polo, playing in its NCAA-record 14th-consecutive final. UTAH skiing won its second title in three years and 12th all-time while CALIFORNIA men's swimming and diving built a commanding 85-point cushion over the second-place team to win its first national crown since 2014 and sixth in program history. WASHINGTON women's rowing swept all three grand finals to win the NCAA Championship for the second time in three years.

In addition to the 13 national championships, the Pac-12 also had runners-up in six NCAA Championship events: men's water polo (STANFORD), women's swimming (CALIFORNIA), women's indoor track & field (USC), women's water polo (USC), beach volleyball (USC) and women's track & field (USC). In nine sports, there were at least two teams among the final four and 33 teams finished in the top four at 21 NCAA Championship events, including all-Pac-12 finals in beach volleyball, men's water polo and women's water polo.

Participation in the postseason was a common occurrence for the Pac-12 in 2018-19. Of the 24 sports sponsored by the Conference, 19 witnessed at least half its teams participating in NCAA or other postseason action. The men sent 63 of a possible 95 teams into the postseason (66.3 percent), while the women sent 79 of a possible 130 teams (60.8 percent).

WASHINGTON won its second Pac-12 Football Championship Game in three years, and 17th overall, with a 10-3 win over UTAH. It was the seventh time in the last eight seasons where the North Division won the Conference championship. With Utah's participation in the Championship Game, the South Division has now sent all six teams to the Pac-12 Championship Game in its eight-year existence.

Washington LB Ben Burr-Kirven was named the Pac-12's Pat Tillman Defensive Player of the Year and earned first team All-America status by the Football Writers' Association and the Associated Press. He was also recognized as the Pac-12 Football Scholar-Athlete of the Year. WASHINGTON STATE, which tied Washington atop the North Division, was victorious in the Alamo Bowl to cap an 11-2 season. Quarterback Gardner Minshew II, the Pac-12 Offensive Player of the Year, led the Cougars to their most wins in a season in school history, establishing a new Pac-12 single-season passing mark as he threw for 4,779 yards. OREGON DB Ugochukwu Amadi received the Lombardi Award honoring the top FBS player regardless of position. It is the second-straight season a Pac-12 player earned the award. Three players earned Google Academic All-America Honors — Oregon QB Justin Herbert was named a first team selection, and tabbed as the Academic All-America Team Member of the Year; UW LB Ben Burr-Kirven and OREGON STATE WR Timmy Hernandez were second-team honorees. A total of 33 Pac-12 players were selected in the NFL Draft and now have had three or more players selected in the first round since 2011.

Led by OREGON's surprising four-wins-in-four-days run to the Pac-12 Tournament title in Las Vegas at T-Mobile Arena, Pac-12 men's basketball sent three teams to the NCAA Tournament (ARIZONA STATE, OREGON and WASHINGTON) and a fourth to the NIT (COLORADO) in 2018-19. The Ducks continued their postseason success into the Sweet 16 for the third time in four seasons before bowing out to eventual national champion Virginia, while the Buffaloes

reached the NIT quarterfinals before falling on the road to eventual champion Texas. The Huskies claimed the outright Pac-12 regular-season title, clinching the crown in late February thanks to the fifth-best start in Conference history at 10-0 en route to a 15-3 league mark. It marked just the ninth time in Conference history the same school won outright league titles in both football and men's basketball in the same academic year.

Pac-12 women's basketball has been riding a wave of success over the last five years, establishing itself as a premier league in the sport. After defending its Pac-12 regular-season title, OREGON advanced to its first-ever NCAA Women's Final Four marking the 10th time in 12 years a league team has reached the national semifinal. With at least half the league earning a NCAA Tournament bid for the third-straight year, the Pac-12 went a combined 11-1 in the first two rounds, the best record for a conference since 1997. Five teams advanced to the Sweet 16 for the second time in three years and was the only league to have at least two teams in the Elite Eight the last four years. Joining the Ducks in the postseason were ARIZONA STATE, CALIFORNIA, OREGON STATE, STANFORD and UCLA. ARIZONA represented the Conference in the WNIT, capturing the tournament crown in front of a Pac-12 record and sold out crowd of 14,644. The Wildcats recorded the best turnaround in the country, going from six wins to 24 in 2018-19. The Cardinal claimed its 13th all-time Pac-12 Tournament crown which was held for the first time in Las Vegas at the MGM Grand Garden Arena. For the first time ever, five Pac-12 teams appeared in the Associated Press final poll, with two ranked in the top 10, extending the Conference's streak of two top-10 ranked teams to five-consecutive years. UO junior Sabrina Ionescu continued to set NCAA triple-doubles records, owning the most in a career by any man or woman (18), and also set the single-season mark. She was tabbed the WBCA and John R. Wooden National Player of the Year. Cal's Kristine Anigwe was selected the WBCA National Defensive Player of the Year.

STANFORD won its 18th all-time Pac-12 women's volleyball title en route to winning its NCAA-leading eighth NCAA title in the sport with two-time AVCA National Player of the Year and Pac-12 Player of the Year Kathryn Plummer leading the way. Eight league teams earned NCAA Tournament bids, marking the fifth time in the last six years at least eight Conference teams participated in the postseason event. Along with Stanford, COLORADO, OREGON, USC, UTAH, WASHINGTON and WASHINGTON STATE punched their tickets to the tournament. Thirteen student-athletes were selected AVCA All-Americans, with eight of those being sophomores or juniors. Six teams appeared in the final AVCA Coaches poll. The Pac-12 has won a NCAA-record 16 of the 38 NCAA titles awarded.

UCLA won its 10th all-time Pac-12 baseball title, setting new program records for wins (52) and league wins (24). The Bruins led the country with a .855 regular-season winning percentage, earning the No. 1 overall seed in the NCAA Tournament. The league earned five tournament berths for the most since 2015, with invitations given to ARIZONA STATE, CALIFORNIA, OREGON STATE and STANFORD, in addition to the Bruins. OSU's Adley Rutschman had one of the most memorable seasons in collegiate baseball history, winning nearly every major award this season, including becoming the second-straight Pac-12 student-athlete to claim the Golden Spikes Award and ninth all-time in Pac-12 history, the most for any conference. The Pac-12 has, by far, won the most baseball national titles of any conference in the country, claiming 29 titles dating back to 1947.

UCLA softball recorded the Pac-12's 13th and final NCAA title of the 2018-19 season. The Pac-12 Conference has historically dominated the sport, claiming 24 NCAA titles in the 38-year history of the championship. Pac-12 teams captured an unprecedented nine in a row from 1988-1997, then claimed six-straight from 2006-11. The Bruins and WASHINGTON shared the Pac-12 crown, earning the No. 2 and No. 3 seeds, respectively, in the NCAA Tournament. Five Conference teams earned trips to the NCAA Tournament, the 24th-consecutive year the Pac-12 has had five or more teams advance to the postseason, including at least three berths every year since the league began sponsoring the sport in 1987. The Pac-12 had the most representation in the NCAA Women's College World Series with the

Huskies and ARIZONA joining the Bruins in Oklahoma City. ARIZONA STATE and STANFORD also earned postseason bids. Led by two-time national player of the year Rachel Garcia, UCLA's appearance in the championship series marked the 30th time at least one Pac-12 team reached the finale.

PAC-12 CONFERENCE HISTORY

The roots of the Pac-12 Conference date back more than 100 years, to December 2, 1915, when the Pacific Coast Conference (PCC) was founded at a meeting at the Imperial Hotel in Portland, Ore. The original membership consisted of four schools - the University of California at Berkeley, the University of Washington, the University of Oregon, and Oregon Agricultural College (now Oregon State University). All four are still charter members of the Conference.

Pacific Coast Conference play began in 1916 and, one year later, Washington State College (now Washington State University) was accepted into the league, with Stanford University following in 1918.

In 1922, the PCC expanded to eight teams with the admission of the University of Southern California (USC) and the University of Idaho. In 1924, the University of Montana joined the league roster and in 1928, the PCC grew to 10 members with the addition of UCLA.

The Pacific Coast Conference competed as a 10-member league until 1950, with the exception of 1943-45 when World War II curtailed intercollegiate athletic competition to a minimum. During that time, the league's first commissioner was named. Edwin N. Atherton was Commissioner in 1940 and was succeeded by Victor O. Schmidt in 1944. In 1950, Montana resigned from the Conference and the PCC continued as a nine-team Conference through 1958.

In 1959, the PCC was dissolved and the Athletic Association of Western Universities (AAWU) was formed with Thomas J. Hamilton appointed Commissioner of the new league. The original AAWU membership included California, Stanford, USC, UCLA, and Washington. Washington State joined the membership in 1962, while Oregon and Oregon State joined in 1964. Under Hamilton's watch, the name Pacific-8 Conference was adopted in 1968. In 1971, Wiles Hallock took over as Commissioner of the Pac-8.

Ten years later, on July 1, 1978, the University of Arizona and Arizona State University were admitted to the league and the Pacific-10 Conference became a reality. In 1986-87, the league took on a new look, expanding to include 10 women's sports. Since then, the Conference has been considered the premier league in women's athletics, securing the most NCAA titles in women's sports of any conference nearly every year.

Thomas C. Hansen was named the Commissioner of the Pac-10 in 1983, a role he would hold for 26 years until 2009, when he was succeeded by current Commissioner Larry Scott.

The University of Colorado accepted its invitation to join the Pac-12 on June 11, 2010, and on June 17, 2010, the University of Utah agreed to join the Conference. The Buffaloes and Utes officially became the 11th and 12th members of the Conference on July 1, 2011, the first additions to the league since 1978.

It was during the 2010-11 academic year that Scott helped deliver monumental changes that transformed the Conference into a modern 12-team league. In addition to expanding to 12 teams, member institutions agreed to equal revenue sharing for the first time in the Conference's history, created two football divisions - the North and the South, and established a Football Championship Game for the first time. He also secured landmark media rights deals with ESPN and FOX that dramatically increased national exposure and revenue for each school, in addition to establishing Pac-12 Networks which guaranteed enhanced exposure across all sports.

Currently, the Pac-12 sponsors 11 men's sports and 13 women's sports, with women's lacrosse a new addition for the 2017-18 academic year and beach volleyball having been added in 2015-16. Additionally, the Conference is a member of the Mountain Pacific Sports Federation (MPSF) in four other men's sports and two women's sports.

The Pac-12 Conference offices are located in the heart of San Francisco in the SOMA district.

BASEBALL - Champion determined by three-game series round-robin play

BASKETBALL (M)

at T-Mobile Arena, Las Vegas, Nev.
Wednesday-Saturday, March 11-14, 2020 » **Host:** Pac-12 Conference

BASKETBALL (W)

at Mandalay Bay Events Center, Las Vegas, Nev.
Thursday-Sunday, March 5-8, 2020 » **Host:** Pac-12 Conference

BEACH VOLLEYBALL (W)

at Mapes Beach, Los Angeles, Calif.
Thursday-Saturday, April 23-25, 2020 » **Host:** UCLA

CROSS COUNTRY (M&W)

at Ash Creek Preserve, Monmouth, Ore.
Friday, November 1, 2019 » **Host:** Oregon State

DIVING (M&W)

at Weyerhaeuser King County Aquatic Center, Federal Way, Wash.
Wednesday-Saturday, February 26-29, 2020 » **Host:** Pac-12 Conference

FOOTBALL

at Levi's Stadium, Santa Clara, Calif.
Friday, December 6, 2019 » **Host:** Pac-12 Conference

GOLF (M)

at Seattle Golf Club, Seattle Wash.
Monday-Wednesday, April 27-29, 2020 » **Host:** Washington

GOLF (W)

at Stanford Golf Course, Stanford, Calif.
Monday-Wednesday, April 24-26, 2020 » **Host:** Stanford

GYMNASTICS (W)

at Maverik Center, West Salt Lake City, Utah
Saturday, March 21, 2020 » **Host:** Pac-12 Conference

LACROSSE (W)

at Laird Q. Cagan Field, Stanford, Calif.
Thursday-Sunday, April 23-26, 2020 » **Host:** Oregon

ROWING (M&W)

at Sacramento State Aquatics Center, Gold River, Calif.
Sunday, May 17, 2020 » **Host:** Pac-12 Conference

SOCCER (M) - Champion determined by double round-robin play.

SOCCER (W) - Champion determined by single round-robin play.

SOFTBALL - Champion determined by three-game series round-robin play.

SWIMMING (M)

at Weyerhaeuser King County Aquatic Center, Federal Way, Wash.
Wednesday-Saturday, March 4-7, 2020 » **Host:** Pac-12 Conference

SWIMMING (W)

at Weyerhaeuser King County Aquatic Center, Federal Way, Wash.
Wednesday-Saturday, February 26-29, 2020 » **Host:** Pac-12 Conference

TENNIS (M&W)

at Ojai Valley Athletic Club/Libbey Park, Ojai, Calif.
Wednesday-Saturday, April 22-25, 2020 » **Host:** Pac-12 Conference


TRACK & FIELD (M&W)

at Whyte Track & Field Center, Corvallis, Ore.
Multi-events: Saturday-Sunday, May 9-10, 2020 » **Host:** Oregon State
at Hayward Field, Eugene, Ore.
Championship: Saturday-Sunday, May 16-17, 2020 » **Host:** Oregon

VOLLEYBALL (W) - Champion determined by best 20-match conference record.

WRESTLING

at Maples Pavilion, Stanford, Calif.
Sunday, March 7, 2020 » **Host:** Stanford



Dani Jones, Colorado
2018 NCAA Cross Country Champion
2019 NCAA Track and Field 5000m Champion
Honda Sports Award for Cross Country



Keegan Smith and Maxime Cressy, UCLA
2019 NCAA Men's Tennis Doubles Champions

PAC-12 TO MOVE TO 20 GAMES, ADD SCHEDULE STANDARDS

► The Pac-12 Conference Council and Athletics Directors Committee, on recommendation from the league's head coaches, approved a change to the format of the men's basketball schedule at its annual spring meetings in May 2019. The men's league schedule will increase to 20 games beginning with the 2020-21 season.

"We continually work with our membership to identify strategic initiatives which can lead to future success in Pac-12 Men's Basketball. We believe moving to a 20-game schedule will lead to more competitive schedules and help our programs and league achieve our goals of enhancing the Pac-12 basketball brand and preparation for postseason play," said Pac-12 Deputy Commissioner and Chief Operating Officer Jamie Zaninovich.

The Council and ADC also voted to approve the head coaches' recommendation to place the two additional Conference contests in the months of November and December with strong preference for weekend dates when students are on campus.

"Strategic scheduling - both conference and non-conference - are critical to the strength and well-being of any league," said Oregon State Vice President and Director of Athletics Scott Barnes, who currently serves as ADC liaison to the Pac-12 Men's Basketball head coaches and was chair of the NCAA Division I Men's Basketball Selection Committee in 2015. "Our Athletics Directors, head coaches and league administrators are all in alignment that an increase to 20 Conference games is the best course of action for our league moving forward."

"Changing to a 20-game Conference schedule will improve the strength of schedule for all 12 teams and that's very important for the overall success of the league," said Oregon head coach Dana Altman, the active Conference leader and 29th in NCAA Division I history with 645 career victories. "It will also be really positive for the fans because each team will get to play 10 Pac-12 games at home."

► Following support from the Pac-12 Council and Pac-12 Athletic Directors at their meetings in May 2019, the CEO Group voted to introduce non-Conference scheduling standards to enhance Pac-12 men's basketball non-conference schedules ahead of the 2021-22 season.

The approved new non-conference scheduling standards include the following elements: (i) a non-Conference five-year trailing average of opponents' NET ranking must be 175 or less, (ii) no participation in road buy games, (iii) no regular season games against non-Division I opponents and (iv) no road games versus a non-conference opponent with a five-year trailing average of 200 NET.

PAC-12 TOP 2019-20 STORYLINES

► **3** - For the first time since 2014-15, three head coaches will make their Pac-12 debuts this season in CALIFORNIA's **Mark Fox**, UCLA's **Mick Cronin** and WASHINGTON STATE's **Kyle Smith**. The trio has averaged 20.9 wins and combined for 16 NCAA Tournament appearances and 27 total postseasons in 39 years of head coaching experience.

► **4** - Four NBA Draft early-entry candidates elected to return to Pac-12 programs - First Team All-Conference pick **Tres Tinkle** and teammate **Ethan Thompson** (OREGON STATE), All-Rookie Team member **CJ Elleby** (WASHINGTON STATE) and reigning Pac-12 Tournament Most Valuable Player **Payton Pritchard** (OREGON).

► **4 x Top 11** - Pac-12 programs boast five of the top 40 recruiting classes in the country according to 247Sports, including three in the top 10 (#4 OREGON, #6 ARIZONA, #7 USC) and four in the top 11 (#11 WASHINGTON).

► **5** - Five Pac-12 teams - ARIZONA, COLORADO, OREGON, USC and WASHINGTON - appear on several national media outlets' early top 25 rankings for the 2019-20 campaign.

► **5** - The Conference will welcome five 2019 McDonald's All-Americans - **Nico Mannion & Josh Green** (ARIZONA), **Isaiah Mobley** (USC), **Jaden McDaniels & Isaiah Stewart** (WASHINGTON) - which equals the most ever for the league (2006, 2012).

► **5** - A quintet of junior college transfers who earned All-America recognition will join Pac-12 rosters this season in ARIZONA STATE's **Alonzo Verge Jr.** and **Khalid Thomas**, OREGON's **Chris Duarte**, UTAH's **Alfonso Plummer** and WASHINGTON STATE's **Isaac Bonton**. Duarte was the 2018-19 NJCAA Division I National Player of the Year and No. 1 rated JUCO recruit according to 247Sports, while Thomas (No. 2) and Verge Jr. (No. 5) were both top-5 JUCO prospects.

► **6** - Six Division I all-league transfers will be eligible for Pac-12 programs this season in ARIZONA's **Stone Gettings** (Cornell) and **Max Hazzard** (UC Irvine), CALIFORNIA's **Kareem South** (Texas A&M Corpus Christi), OREGON's **Shakur Juiston** (UNLV) and **Anthony Mathis** (New Mexico), and USC's **Daniel Utomi** (Akron). WASHINGTON will receive a big boost when transfer guard **Quade Green** (Kentucky) becomes eligible following the fall semester, while USC will be loaded with shooters with the addition of **Quinton Adlesh** (Columbia).

► **7** - Seven 2018-19 All-Conference selections (4 All-Pac-12, 2 All-Freshman, 1 All-Defensive) from last season are slated to return to the league for 2019-20. COLORADO will be the first league program in a decade (California - 2009-10) to return a pair of First Team All-Conference selections as the Buffaloes welcome back **Tyler Bey** and **McKinley Wright IV**. OREGON STATE's **Tres Tinkle** (First Team) and ARIZONA STATE's **Remy Martin** (Second Team) also return along with All-Freshman picks **Timmy Allen** (UTAH) and **CJ Elleby** (WASHINGTON STATE) and All-Defensive member **Kylor Kelley** (OREGON STATE).

► **9** - In total, Pac-12 rosters will boast nine former McDonald's All-Americans during the 2019-20 campaign. In addition to the five freshmen, ARIZONA's **Chase Jeter** and **Jordan Brown**, USC's **Charles O'Bannon Jr.** and WASHINGTON's **Quade Green** also were selected to the prestigious team.

► **10 x Top 50** - Pac-12 programs signed 10 of the top 50 recruits in the country according to 247Sports' Composite rankings, the second-most of any league in the nation (SEC - 11).

► **90%+** - COLORADO will enter the 2019-20 season as the nation's most experienced major conference team. CU returns all five starters and nearly 95 percent of its rebounding, assists, blocks and steals as well.

Records watch:

► It would take a singular season, but OREGON STATE's **Tres Tinkle** could join UCLA's **Lew Alcindor** (Kareem Abdul-Jabbar) and Stanford's **Adam Keefe** as the only players in Conference history to reach the 2,000-point, 1,000-rebound plateau. Tinkle could also become the only player in league annals to hit those milestones along with 300 assists and 150 steals.



ARIZONA

Arizona appears primed for a return to Pac-12 prominence and postseason play in 2019-20 as the Wildcats welcome a top-10 recruiting class while returning significant starters and contributors along with impact transfers. One streak ended last season - Arizona's stretch of eight consecutive postseason bids - but the Wildcats managed to finish above .500 (17-15) to keep coach Sean Miller's record of 15 straight winning seasons intact. With anticipated leading returning scorer Brandon Williams sidelined for the season due to knee injury, seniors Chase Jeter and Dylan Smith will headline the returning cast seeking to return to the NCAA Tournament for the 33rd time in 36 seasons. Williams' absence will place significant attention on how Miller introduces a slew of fresh talent to the roster. 2019 McDonald's All-Americans and five-star freshmen Nico Mannion and Josh Green are expected to spearhead the Wildcats' resurgence this season. Mannion, the nation's No. 1 point guard recruit, and Green, one of college basketball's most athletic and versatile rookie wings, should see the lion's share of minutes in the backcourt, while four-star forward Zeke Nnaji could team with Jeter to form an imposing frontcourt. All-league transfers Max Hazzard (UC Irvine) and Stone Gettings (Cornell) provide proven experience for the youthful 2019-20 roster, while high-profile transfers Jemarl Baker Jr. (Kentucky) and Jordan Brown (Nevada) will provide a boost in 2020-21.

ARIZONA STATE

With consecutive NCAA Tournament appearances and 20-win seasons, it's clear that Bobby Hurley has turned fortunes around for the Arizona State program in his four seasons. Now Hurley will look to etch his name in ASU lore as the Sun Devils seek to do something not accomplished in Tempe since 1963 - a third straight 20-win season combined with another trip to the NCAA Tourney. The court at Wells Fargo Arena bears the name of the only coach to do that - Ned Wulk. The departures of leading scorer Luguentz Dort and the Conference's top rebounder Zylan Cheatham are significant, but the return of three starters and two key reserves along with the best JUCO recruiting haul in the country will give ASU the chance to make history in 2019-20. This year's team will likely harken back to the 'Guard U' phenomenon of 2017-18 as point guard Remy Martin and shooting guard Rob Edwards will team with JUCO All-American combo guard Alonzo Verge Jr. to form a flammable backcourt. Fellow JUCO All-American Khalid Thomas looks to partner with starter Romello White to anchor the paint, while



Remy Martin, Arizona State

returning forwards Kimani Lawrence and Taeshon Cherry could prove to be X-factors if they can both make significant improvements.

CALIFORNIA

Following consecutive eight-win seasons, California opted to move in another direction with the hiring of Mark Fox as head coach heading into the 2019-20 campaign. The winningest coach in Nevada history and third-winningest in Georgia history, Fox aims to restore the winning ways in Berkeley where the Golden Bears have made 23 postseason appearances, including 14 NCAA Tournaments, in the past 34 years. Fox and his new staff scored some early victories with the return of sophomores Matt Bradley and Andre Kelly - Bradley was one of the league's most efficient rookies a season ago (10.8 ppg, 41.1% FG, 47.2% 3FG). Senior point guard Paris Austin is likely to see the ball often as the Bears' leading returning scorer (11.6 ppg) and set-up man (4.3 apg), though graduate transfer Kareem South could emerge as a primary scoring option after he led Texas A&M-Corpus Christi with 13.8 points per game en route to All-Southland Conference honors last season. Fox's freshman class includes four international signees, highlighted by Canadian point guard Joel Brown and Australian forward Kuany Kuany, along with Texan forward D.J. Thorpe, the son of NBA Champion and All-Star Otis Thorpe.

COLORADO

With nearly 95 percent of its total production from last season's NIT quarterfinal team returning, Colorado will be a trendy pick as Pac-12 preseason favorite and national top 25 contender. The Buffaloes surged at the end of 2018-19, winning 12 of their final 16 games en route to the Pac-12 Tournament semifinals and NIT quarters. Much of the late season success can be attributed to the emergence of forward Tyler Bey, who led the league with 17 double-doubles en route to being named Pac-12 Most Improved Player. CU will be the first Conference team in a decade to return a pair of First Team performers (California in 2009-10) as Bey will be rejoined by point guard McKinley Wright IV, who averaged 13.0 points and 4.8 assists in 2018-19 despite a nagging shoulder injury that required offseason surgery. Fully healthy, the Bey-Wright tandem should prove to be one of the best in the league if not the country. The Buffs will benefit from a plethora of athletic wings in returning starters Shane Gatling, D'Shawn Schwartz and Lucas Siewert, reserve Daylen Kountz and JUCO transfer Maddox Daniels. Health will be a concern in the frontcourt as 7-0 center Dallas Walton aims to return from a third ACL injury that sidelined him last season and 6-10 transfer Frank Ryder targets a comeback from open-heart surgery during his tenure at San Diego, but forward Evan Battey is back following a successful collegiate debut this past season.

OREGON

It took until March for him to work his magic, but Dana Altman - the Wizard of the Willamette - did what he does best late in 2018-19. Altman pulled the right strings of his young, inexperienced roster in time to win four games in four days for a Pac-12 Tournament title and make a run to the NCAA Sweet 16 for the third time in four seasons. Altman will have a similar task in front of him in 2019-20, albeit with a mix of Division I and JUCO transfers, but longtime sidekick and 2019 Pac-12 Tournament Most Outstanding Player Payton Pritchard is back to help Oregon try to pull things together once again. The outlook for



Tyler Bey, Colorado

the Ducks improved significantly late in the summer when five-star center N'Faly Dante and four-star guard Addison Patterson chose UO and reclassified to join the roster for 2019-20, leaping the Ducks to a top-5 recruiting class for the second consecutive year. Dante, the MVP of the Peach Jam, Patterson and fellow top-50 recruit C.J. Walker highlight the freshmen, but the nucleus of the newcomers comes via transfer. NJCAA Player of the Year Chris Duarte and New Mexico graduate transfer Anthony Mathis will partner alongside Pritchard in the backcourt, and UNLV grad transfer Shakur Juiston will provide experience around the paint. Sprinkle in the return of sophomores Francis Okoro and Will Richardson, both of whom improved as freshman spot starters, and Altman has a roster capable of another Sweet 16 and beyond.

OREGON STATE

It is the final go-round for coach-son duo Wayne Tinkle and Pac-12 leading returning scorer Tres Tinkle in Corvallis this season, which means one last opportunity to recreate the magic of the Beavers' return to the NCAA Tournament in Tres' freshman season in 2016. OSU may boast the top returning trio in the Pac-12 as it is the only team to return two of the league's top-10 most efficient players - Tinkle and senior rim-runner Kaylor Kelley - along with junior scoring guard Ethan Thompson, and joins Colorado as the only teams to rank in the top three of every returning statistic category. The challenge for the Beavers in 2019-20, similar to last season when they earned their first-ever Pac-12 Tournament bye before bowing out in their first game, will be contributions outside their terrific trio. The hope is



Tres Tinkle, Oregon State



Payton Pritchard, Oregon

for additional production from returning starter **Alfred Hollins** and reserve **Zach Reichle**, but Tinkle's team will also need newcomers to contribute right away. BYU transfer forward **Payton Dastrup** is the leading candidate after redshirting last year, but three JUCO transfers and four true freshmen could also emerge to help propel the Beavers back to the postseason.

STANFORD

Stanford will seek to turn the tide in 2019-20 following a fourth consecutive sub-20 win season last winter - the longest stretch for the program in more than three decades. If the Cardinal are going to buck the trend of wins in the teens it will need strong surges from returning starters **Daejon Davis**, **Oscar da Silva** and **Bryce Wills**. Davis was one of two Pac-12 players to rank both top 30 in the league in scoring and top 10 in assists and steals last season (Paris Austin - Cal) and he'll likely need to make a jump in scoring as well as lower his turnovers should Stanford want to approach the 20-win plateau. da Silva, the most interesting man in college basketball who speaks six languages and conducts stem cell research, will need to expand his game as he becomes the frontcourt focus as the Cardinal's primary post option. Wills (USA - U19 World Cup training camp) and backcourt teammate **Isaac White** (Australia - World University Games) both garnered international experience this offseason (though Wills departed due to injury) and hope to translate the opportunity into success this season. The prize of coach **Jerod Haase's** recruiting haul is **Tyrell Terry**, a four-star point guard and three-time state champion at Minnesota's DeLaSalle High.

UCLA

Time will tell if the system fits the program, but the facts speak for themselves. **Mick Cronin's** 365 career victories entering his first year at UCLA are the most for a new Pac-12 coach since his predecessor, Steve Alford, brought in 385 Division I wins before taking the Bruins to three Sweet 16's in his first four seasons. With nine straight trips to March Madness and an average of 26 wins over that span, Cronin certainly is one of the most accomplished mentors ever to enter the Conference. He has reached the Sweet 16 only once though and brings a top-50 defensive efficiency mentality - each of his last 10 seasons at Cincinnati - to a Bruins program that has accomplished that feat only twice the past decade. Add in the defection of the three leading scorers from 2018-19 and the work will be cut out for Cronin in year 1 in Westwood. Question marks aside - UCLA returns its other 10 players from last season's roster - led by upperclassmen **Prince Ali** and **Chris Smith** and

sophomores **Jules Bernard**, **Jalen Hill**, **Cody Riley** and **David Singleton** - and looks to have point guard **Tyger Campbell** and forward **Shareef O'Neal** back healthy for their collegiate debuts. If this eight-man rotation can embrace a defensive philosophy, there could be a lot of 8-claps for Cronin and company in his California debut.

USC

Armed with two returning starters, two immediately eligible graduate transfers and the program's second top-10 recruiting class (No. 7) in 247 Sports' rankings history (No. 4 in 2007), USC may possess the league's loftiest expectations in comparison from the previous season. Coming off its first losing campaign in four seasons, the Trojans will be pegged as one of a handful of teams to contend for the Pac-12 crown and national top-25 status. Senior starters **Nick Rakocevic** and **Jonah Mathews** will anchor the lineup and should be aided in the leadership department by grad transfers **Quinton Adlesh** (Columbia) and **Daniel Utomi** (Akron). The trio of Adlesh, Mathews and Utomi combined to make over 240 threes last season and more than 560 in their collegiate careers to date, which will equate to an overwhelming stockpile of perimeter firepower. The frontcourt will be equally as deep with double-double machine **Rakocevic** alongside five-star freshmen forwards **Isaiah Mobley** and **Onyeka Okongwu**. While Mobley is the McDonald's All-American, Okongwu was the standout of USC's summer foreign tour with 20 points and 10 rebounds per game. The major question mark will be at point guard where sophomore **Elijah Weaver** will compete with freshmen **Kyle Sturdivant** and **Ethan Anderson** for playing time and in helping the Trojans find a successful post-perimeter balance.

UTAH

While Utah's streak of five consecutive 20-win seasons came to an end with just 17 victories in 2018-19, another streak endured as the Utes finished in the top-4 in the league and earned a Pac-12 Tournament bye for the fifth straight year - accomplished by a roster of 10 newcomers and only one returning starter. It will be *deja vu* all over again for coach **Larry Krystkowiak** as Utah welcomes 12 newcomers and brings back just three rotation players - all sophomores - for 2019-20. Pac-12 All-Rookie Team pick **Timmy Allen** (12.2 ppg), **Both Gach** (7.7 ppg) and **Riley Battin** (6.4 ppg) return after solid debut seasons for the Runnin' Utes, whose entire 17-man roster will boast only seven seasons of Division I experience. JUCO All-American **Alfonso Plummer** promises to provide a perimeter presence after pumping in 176



Nick Rakocevic, USC



CJ Elleby, Washington State

threes at a 45 percent clip in two seasons at Arizona Western. The Utes will add the past two Utah Mr. Basketball award winners in **Jaxon Brenchley**, the 2017 recipient who has spent the past two years on an LDS mission, and **Rylan Jones**, a two-time winner who is the state's career assists leader, fifth all-time steals leader and 11th all-time leading scorer.

WASHINGTON

Despite losing the most production in the Conference from last season's Pac-12 regular-season championship and NCAA Tournament team, Washington will be on the short list of league favorites once again in 2019-20. Such are the new level of expectations at Washington under third-year head coach **Mike Hopkins**, who signed a pair of McDonald's All-Americans - for just the second time in program history (2005) - as the centerpiece of the Huskies' 11th-ranked recruiting class. **Isaiah Stewart** and **Jaden McDaniels** won't be the only McDonald's kids on the UW roster as Kentucky transfer **Quade Green** will join the team and likely slide into starting point guard duties after the fall semester. If that trio can mesh well with returning leading scorer **Nahziah Carter** and starter **Hameir Wright** - both on offense and in the 2-3 zone - then Hopkins could be looking at an unprecedented third straight John R. Wooden Pac-12 Coach of the Year award while UW could repeat as league champs for the first time in 35 seasons.

WASHINGTON STATE

The Data Raid has made its way to the Palouse as **Kyle Smith** will introduce his analytics-heavy approach at Washington State this season after successful stints at San Francisco and Columbia. While the Cougars' recent numbers tell the story - seven consecutive losing seasons - Smith will benefit from the return of three starters among the five returners from last year's lineup, though WSU will only bring seven seasons of Division I experience to its 15-man roster. **CJ Elleby** enjoyed an outstanding freshman season, earning Pac-12 All-Rookie Team honors, and will be the focal point of Smith's system, while upperclassmen **Marvin Cannon** and **Jeff Pollard** will add stability to the transitional program. Former NJCAA Division II Player of the Year and Colorado State transfer **Deion James**, former GNAC Freshman of the Year and Montana transfer **Tony Miller**, JUCO All-American **Isaac Bonton** and Salt Lake CC product **Daron Henson** will be counted upon to step in right away. Smith's first recruiting haul landed **D.J. Rodman**, son of NBA Hall of Famer Dennis Rodman, 7-1 Ukrainian center **Volodymyr Markovetsky**, and four-time All-Metro guard **Noah Williams**, an important Seattle-area signing for the first-year coach.



RETURNING STARTERS (31)

Arizona (1)

Chase Jeter, Sr., C/F 10.9 ppg/6.6 rpg

Arizona State (3)

Remy Martin, Jr., G 12.9 ppg/5.0 apg
Rob Edwards, R-Sr., G 11.1 ppg/3.3 rpg
Romello White, Jr., F 8.7 ppg/5.2 rpg

California (3)

Paris Austin, R-Sr., G 11.6 ppg/4.3 apg
Matt Bradley, So., G 10.8 ppg/3.6 rpg
Andre Kelly, So., F 6.3 ppg/3.7 rpg

Colorado (5)

Tyler Bey, Jr., G/F 13.6 ppg/9.9 rpg
McKinley Wright IV, Jr., G 13.0 ppg/4.8 apg
Shane Gatling, Sr., G 9.7 ppg/1.9 rpg
D'Shawn Schwartz, Jr., G/F 9.2 ppg/3.7 rpg
Lucas Siewert, Sr., F 8.9 ppg/5.0 rpg

Oregon (2)

Payton Pritchard, Sr., G 12.9 ppg/4.6 apg
Francis Okoro, So., F 3.1 ppg/3.2 rpg

Oregon State (4)

Tres Tinkle, R-Sr., F 20.8 ppg/8.1 rpg
Ethan Thompson, Jr., G 13.7 ppg/5.0 rpg
Kylor Kelley, Sr., F 7.7 ppg/3.4 bpg
Alfred Hollins, Jr., F 4.8 ppg/3.7 rpg

Stanford (3)

Daejon Davis, Jr., G 11.4 ppg/4.4 apg
Oscar da Silva, Jr., F 9.5 ppg/6.0 rpg
Bryce Wills, So., G 6.0 ppg/3.5 rpg

UCLA (2)

Prince Ali, R-Sr., G 9.6 ppg/2.7 rpg
Jalen Hill, R-So., F/C 4.3 ppg/6.0 rpg

USC (2)

Nick Rakocevic, Sr., F 14.7 ppg/9.3 rpg
Jonah Mathews, Sr., G 12.6 ppg/2.9 rpg

Utah (2)

Timmy Allen, So., F 12.2 ppg/5.1 rpg
Riley Battin, So., F 6.4 ppg/3.4 rpg

Washington (1)

Hameir Wright, Jr., F 2.8 ppg/2.3 rpg

Washington State (3)

CJ Elleby, So., F 14.7 ppg/7.1 rpg
Marvin Cannon, Jr., F 7.9 ppg/3.4 rpg
Jeff Pollard, Sr., F 4.8 ppg/2.6 rpg

CAREER LEADERS (ACTIVE)

POINTS

Tres Tinkle (R-Sr.), OSU 1661
Payton Pritchard (Sr.), ORE 1303
Jonah Mathews (Sr.), USC 974
Nick Rakocevic (Sr.), USC 965
McKinley Wright IV (Jr.), COLO 910
Ethan Thompson (Jr.), OSU 740
Remy Martin (Jr.), ASU 721
Tyler Bey (Jr.), COLO 684
Prince Ali (Sr.), UCLA 663
Daejon Davis (Jr.), STAN 648
Rob Edwards (Sr.), ASU 1219* (310 at ASU)
Paris Austin (Sr.), CAL 855* (337 at CAL)
Dylan Smith (Sr.), ARIZ 837* (377 at ARIZ)

REBOUNDS

Tres Tinkle (R-Sr.), OSU 670
Nick Rakocevic (Sr.), USC 665
Tyler Bey (Jr.), COLO 519
Payton Pritchard (Sr.), ORE 416
Romello White (Sr.), ASU 397
Sam Timmins (Sr.), WASH 355
Oscar da Silva (Jr.), STAN 349
Lucas Siewert (Sr.), COLO 338
Ethan Thompson (Jr.), OSU 286
Jonah Mathews (Sr.), USC 249
Rob Edwards (Sr.), ASU 356* (92 at ASU)
Chase Jeter (Sr.), ARIZ 301* (197 at ARIZ)
Dylan Smith (Sr.), ARIZ 261* (171 at ARIZ)
Paris Austin (Sr.), CAL 243* (89 at CAL)

THREE-POINT FIELD GOALS

Payton Pritchard (Sr.), ORE 200
Jonah Mathews (Sr.), USC 178
Tres Tinkle (R-Sr.), OSU 134
Lucas Siewert (Sr.), COLO 91
Prince Ali (Sr.), UCLA 85
Ethan Thompson (Jr.), OSU 77
Remy Martin (Jr.), ASU 66
McKinley Wright IV (Jr.), COLO 66
Isaac White (Jr.), STAN 60
D'Shawn Schwartz (Jr.), COLO 59
Rob Edwards (Sr.), ASU 163* (51 at ASU)
Dylan Smith (Sr.), ARIZ 159* (78 at ARIZ)
Shane Gatling (Jr.), COLO 89* (59 at COLO)

ASSISTS

Payton Pritchard (Sr.), ORE 487
McKinley Wright IV (Jr.), COLO 342
Tres Tinkle (R-Sr.), OSU 276
Daejon Davis (Jr.), STAN 274
Remy Martin (Jr.), ASU 254
Ethan Thompson (Jr.), OSU 231
Jonah Mathews (Sr.), USC 145
Oscar da Silva (Jr.), STAN 96
CJ Elleby (So.), WSU 96
Prince Ali (Sr.), UCLA 95
Will Richardson (So.), ORE 95
Paris Austin (Sr.), CAL 250* (125 at CAL)
Rob Edwards (Sr.), ASU 135* (36 at ASU)
Dylan Smith (Sr.), ARIZ 134* (71 at ARIZ)

STEALS

Payton Pritchard (Sr.), ORE 164
Tres Tinkle (R-Sr.), OSU 142
Jonah Mathews (Sr.), USC 91
Daejon Davis (Jr.), STAN 79
Remy Martin (Jr.), ASU 76
McKinley Wright IV (Jr.), COLO 70
Prince Ali (Sr.), UCLA 69
Nick Rakocevic (Sr.), USC 63
Juhwan Harris-Dyson (Jr.), CAL 59
Ethan Thompson (Jr.), OSU 52
Rob Edwards (Sr.), ASU 106* (28 at ASU)
Paris Austin (Sr.), CAL 71* (42 at CAL)
Dylan Smith (Sr.), ARIZ 58* (24 at ARIZ)

BLOCKS

Kylor Kelley (Sr.), OSU 104
Nick Rakocevic (Sr.), USC 89
Hameir Wright (Jr.), WASH 81
Sam Timmins (Sr.), WASH 78
Oscar da Silva (Jr.), STAN 70
Tyler Bey (Jr.), COLO 66
Tres Tinkle (R-Sr.), OSU 53
Romello White (Sr.), ASU 47
Nick Rakocevic (Sr.), USC 42
Ira Lee (Jr.), ARIZ 35
Chase Jeter (Sr.), ARIZ 43* (17 at ARIZ)

RETURNING PRODUCTION

SCORING

1. Colorado 94.9%
2. Oregon State 70.1%
3. Arizona State 57.2%
4. California 52.2%
5. UCLA 47.6%
6. Stanford 45.8%
7. Washington State 45.7%
8. USC 41.6%
9. Arizona 37.8%
10. Utah 33.5%
11. Oregon 31.3%
12. Washington 19.8%

REBOUNDING

1. Colorado 95.9%
2. Oregon State 75.4%
3. California 58.3%
4. UCLA 56.6%
5. Arizona 52.9%
6. Washington State 51.2%
7. Stanford 48.6%
8. Arizona State 48.1%
9. USC 41.3%
10. Utah 32.2%
11. Oregon 30.0%
12. Washington 26.4%

THREE-POINT FIELD GOALS

1. Colorado 91.7%
2. Arizona State 70.4%
3. Oregon State 69.0%
4. UCLA 47.3%
5. Stanford 44.9%
6. California 38.2%
7. USC 35.6%
8. Washington State 34.9%
9. Oregon 27.1%
10. Arizona 23.4%
11. Utah 20.5%
12. Washington 15.8%

ASSISTS

1. Colorado 96.0%
2. Oregon State 76.1%
3. California 71.6%
4. Stanford 64.8%
5. Arizona State 58.2%
6. Oregon 55.1%
7. UCLA 43.6%
8. Washington State 43.3%
9. Utah 38.6%
10. USC 34.1%
11. Arizona 21.7%
12. Washington 18.1%

STEALS

1. Colorado 94.5%
2. Oregon State 71.4%
3. UCLA 57.2%
4. Arizona State 56.3%
5. Stanford 55.4%
6. California 53.3%
7. Washington State 52.1%
8. USC 42.6%
9. Oregon 40.7%
10. Utah 33.3%
11. Arizona 31.5%
12. Washington 17.0%

BLOCKS

1. Colorado 96.3%
2. Oregon State 86.6%
3. Arizona 71.2%
4. Washington State 58.4%
5. Stanford 54.4%
6. USC 52.1%
7. California 45.5%
8. Arizona State 41.3%
9. UCLA 40.4%
10. Washington 39.8%
11. Oregon 18.5%
12. Utah 13.8%

The 2019-20 Pac-12 Conference basketball television package continues to deliver expansive exposure with 220 men's contests telecast to national and regional audiences.

The Pac-12 men's basketball package includes 150 events aired on the Pac-12 Networks (including eight Pac-12 Tournament games), 43 on ESPN/ESPN2/ESPNU, 23 games on FS1 (including three Pac-12 Tournament games), three nationally on CBS and two nationally on FOX. Additional appearances will be made through other conference television agreements and various in-season tournaments.

All times listed are Pacific Time Zone.

Date	Game	Time (PT)	Network
Fri., Sept. 27	ARIZONA First Watch Red-Blue Game (Exhibition)	7:00 p.m. PT	PAC12
Fri., Oct. 18	Villanova at USC (Exhibition)	8:00 p.m. PT	PAC12
Wed., Oct. 30	UT Tyler at UTAH (Exhibition)	5:30 p.m. PT	PAC12
Wed., Oct. 30	Stanislaus State at UCLA (Exhibition)	7:30 p.m. PT	PAC12
Tues., Nov. 5	Fresno State at OREGON	6:00 p.m. PT	PAC12
Tues., Nov. 5	Pepperdine at CALIFORNIA	7:00 p.m. PT	PAC12
Tues., Nov. 5	UTAH at Nevada	7:30 p.m. PT	CBSSN
Tues., Nov. 5	CSUN at OREGON STATE	8:00 p.m. PT	PAC12
Tues., Nov. 5	Florida A&M at USC	8:00 p.m. PT	PAC12
Wed., Nov. 6	Northern Arizona at ARIZONA	6:00 p.m. PT	PAC12
Wed., Nov. 6	Montana at STANFORD	7:00 p.m. PT	PAC12
Wed., Nov. 6	Long Beach State at UCLA	8:00 p.m. PT	PAC12
Thurs., Nov. 7	Seattle at WASHINGTON STATE	6:00 p.m. PT	PAC12
Fri., Nov. 8	Mississippi Valley State at UTAH	6:00 p.m. PT	PAC12
Fri., Nov. 8	Baylor vs. WASHINGTON (1)	6:30 p.m. PT	ESPN
Fri., Nov. 8	ARIZONA STATE vs. COLORADO (2)	7:30 p.m. PT	ESPN2
Fri., Nov. 8	Portland at USC	8:00 p.m. PT	PAC12
Sat., Nov. 9	Iowa State at OREGON STATE	1:30 p.m. PT	PAC12
Sat., Nov. 9	Boise State at OREGON	8:00 p.m. PT	PAC12
Sat., Nov. 9	Cal State Fullerton at STANFORD	8:00 p.m. PT	PAC12
Sun., Nov. 10	UC Santa Barbara at UCLA	4:00 p.m. PT	PAC12
Sun., Nov. 10	Illinois at ARIZONA	6:00 p.m. PT	PAC12
Tues., Nov. 12	Memphis vs. OREGON (3)	6:00 p.m. PT	ESPN
Tues., Nov. 12	Long Beach State at STANFORD	6:00 p.m. PT	PAC12
Tues., Nov. 12	Mount St. Mary's at WASHINGTON	6:00 p.m. PT	PAC12
Tues., Nov. 12	South Dakota State at USC	7:00 p.m. PT	PAC12
Tues., Nov. 12	WASHINGTON STATE at Santa Clara	7:00 p.m. PT	TBD
Tues., Nov. 12	UNLV at CALIFORNIA	8:00 p.m. PT	PAC12
Tues., Nov. 12	Oklahoma vs. OREGON STATE (3)	8:00 p.m. PT	ESPN2
Thurs., Nov. 14	San Jose State at ARIZONA	5:00 p.m. PT	PAC12
Thurs., Nov. 14	Central Connecticut State at ARIZONA STATE	7:00 p.m. PT	PAC12
Fri., Nov. 15	Minnesota at UTAH	6:00 p.m. PT	PAC12
Fri., Nov. 15	Cal Baptist at CALIFORNIA	7:00 p.m. PT	PAC12
Fri., Nov. 15	UNLV at UCLA	8:00 p.m. PT	PAC12
Sat., Nov. 16	OREGON STATE at Wyoming	6:00 p.m. PT	Stadium/Facebook
Sat., Nov. 16	USC at Nevada	8:00 p.m. PT	CBSSN
Sat., Nov. 16	Tennessee vs. WASHINGTON (4)	2:00 p.m. PT	ESPN+TSN
Sat., Nov. 16	San Diego at COLORADO	7:00 p.m. PT	PAC12
Sat., Nov. 16	Santa Clara at STANFORD	7:00 p.m. PT	PAC12
Sun., Nov. 17	New Mexico State at ARIZONA	11:00 a.m. PT	PAC12
Sun., Nov. 17	Idaho State at WASHINGTON STATE	1:00 p.m. PT	PAC12
Sun., Nov. 17	Rider at ARIZONA STATE	3:00 p.m. PT	PAC12
Sun., Nov. 17	UT Arlington at OREGON	5:00 p.m. PT	PAC12
Mon., Nov. 18	UC Irvine at COLORADO	6:00 p.m. PT	PAC12
Mon., Nov. 18	Prairie View A&M at CALIFORNIA	7:00 p.m. PT	PAC12
Mon., Nov. 18	Southern Utah at UCLA	8:00 p.m. PT	PAC12
Tues., Nov. 19	Pepperdine at USC	6:00 p.m. PT	PAC12
Tues., Nov. 19	UMES at STANFORD	7:00 p.m. PT	PAC12
Tues., Nov. 19	Maine at WASHINGTON	8:00 p.m. PT	PAC12
Wed., Nov. 20	UC Santa Barbara at OREGON STATE	7:00 p.m. PT	PAC12
Thurs., Nov. 21	Coastal Carolina vs. UTAH (5)	4:00 p.m. PT	ESPNU/News
Thurs., Nov. 21	Nebraska Omaha at WASHINGTON STATE	4:00 p.m. PT	PAC12
Thurs., Nov. 21	South Dakota State at ARIZONA	6:00 p.m. PT	PAC12
Thurs., Nov. 21	Duke vs. CALIFORNIA (6)	6:00 p.m. PT	ESPN2
Thurs., Nov. 21	William & Mary at STANFORD	7:00 p.m. PT	PAC12
Thurs., Nov. 21	Hofstra at UCLA	8:00 p.m. PT	PAC12
Fri., Nov. 22	Baylor/Ohio vs. UTAH (5)	1:30/2:44/3:30 p.m. PT	ESPN2/U

Fri., Nov. 22	Georgetown/Texas vs. CALIFORNIA (6)	2/4:00 p.m. PT	TBD
Fri., Nov. 22	Houston at OREGON	6:00 p.m. PT	PAC12
Fri., Nov. 22	Temple at USC	8:00 p.m. PT	PAC12
Fri., Nov. 22	Montana at WASHINGTON	8:00 p.m. PT	PAC12
Sat., Nov. 23	St. John's vs. ARIZONA STATE (7)	11:30 a.m. PT	ESPN3
Sat., Nov. 23	Grambling State at OREGON STATE	11:30 a.m. PT	PAC12
Sun., Nov. 24	TBD vs. UTAH (5)	TBD	ESPN2/U/News
Sun., Nov. 24	Massachusetts/Virginia vs. ARIZONA STATE (7)	10 a.m./12:30 p.m. PT	ESPN2
Sun., Nov. 24	Wyoming vs. COLORADO (8)	5:00 p.m. PT	ESPN3
Sun., Nov. 24	Long Beach State at ARIZONA	5:30 p.m. PT	PAC12
Sun., Nov. 24	San Diego at WASHINGTON	7:30 p.m. PT	PAC12
Mon., Nov. 25	Nebraska vs. WASHINGTON STATE (9)	4:30 p.m. PT	TBD
Mon., Nov. 25	Oklahoma vs. STANFORD (10)	6:30 p.m. PT	ESPN2
Mon., Nov. 25	BYU vs. UCLA (11)	8:30 p.m. PT	ESPN2
Tues., Nov. 26	Chaminade/Kansas vs. UCLA (11)	2/7:30 p.m. PT	ESPN2/U
Tues., Nov. 26	George Mason/Old Dominion vs. WASHINGTON STATE (9)	2/4:30 p.m. PT	TBD
Tues., Nov. 26	ARIZONA STATE at Princeton	4:00 p.m. PT	TBD
Tues., Nov. 26	Butler/Missouri vs. STANFORD (10)	4/6:30 p.m. PT	ESPN2/News
Tues., Nov. 26	Clemson/TCU vs. COLORADO (8)	6/8:30 p.m. PT	TBD/ESPN2
Tues., Nov. 26	UC Davis at CALIFORNIA	7:00 p.m. PT	PAC12
Wed., Nov. 27	TBD vs. UCLA (11)	TBD	ESPN2/U
Wed., Nov. 27	TBD vs. WASHINGTON STATE (9)	TBD	TBD
Wed., Nov. 27	Seton Hall vs. OREGON (12)	6:30 p.m. PT	ESPN2
Wed., Nov. 27	San Jose State vs. OREGON STATE (13)	8:00 p.m. PT	FS1
Thurs., Nov. 28	Gonzaga/Southern Miss vs. OREGON (12)	1/6:00 p.m. PT	ESPN2
Thurs., Nov. 28	Fairfield vs. USC (14)	1:00 p.m. PT	ESPNU
Thurs., Nov. 28	Pepperdine vs. ARIZONA (15)	8:00 p.m. PT	ESPN2
Fri., Nov. 29	TBD vs. OREGON (12)	TBD	ESPN2/U
Fri., Nov. 29	Davidson/Marquette vs. USC (14)	1/1:30/3:04 p.m. PT	ESPN2/U/News
Fri., Nov. 29	UCF/Penn vs. ARIZONA (15)	6/8:30 p.m. PT	ESPN2/News
Fri., Nov. 29	UC Davis at UTAH	6:00 p.m. PT	PAC12
Sat., Nov. 30	Sacramento State at COLORADO	6:00 p.m. PT	PAC12
Sun., Dec. 1	TBD vs. ARIZONA (15)	TBD	TBD
Sun., Dec. 1	TBD vs. USC (14)	TBD	TBD
Sun., Dec. 1	UNC Wilmington at STANFORD	1:00 p.m. PT	PAC12
Sun., Dec. 1	Portland State at OREGON STATE	3:00 p.m. PT	PAC12
Sun., Dec. 1	San Jose State at UCLA	5:00 p.m. PT	PAC12
Mon., Dec. 2	South Dakota at WASHINGTON	7:30 p.m. PT	PAC12
Tues., Dec. 3	ARIZONA STATE at San Francisco	TBD	TBD
Wed., Dec. 4	CALIFORNIA at San Francisco	TBD	TBD
Wed., Dec. 4	WASHINGTON STATE at Idaho	TBD	TBD
Wed., Dec. 4	BYU at UTAH	5:00 p.m. PT	PAC12
Wed., Dec. 4	Loyola Marymount at COLORADO	7:00 p.m. PT	PAC12
Wed., Dec. 4	Eastern Washington at WASHINGTON	7:00 p.m. PT	PAC12
Fri., Dec. 6	USC at TCU (16)	6:00 p.m. PT	ESPN2
Sat., Dec. 7	ARIZONA at Baylor	9:00 a.m. PT	ESPNU
Sat., Dec. 7	New Mexico State vs. WASHINGTON STATE (17)	12:00 p.m. PT	PAC12
Sat., Dec. 7	CALIFORNIA at Santa Clara	2:00 p.m. PT	TBD
Sat., Dec. 7	Central Arkansas at UTAH	2:00 p.m. PT	PAC12
Sat., Dec. 7	COLORADO at Kansas	4:00 p.m. PT	ESPN2
Sat., Dec. 7	Hawai'i at OREGON	4:00 p.m. PT	PAC12
Sat., Dec. 7	Louisiana at ARIZONA STATE	6:30 p.m. PT	PAC12
Sun., Dec. 8	Denver at UCLA	2:00 p.m. PT	PAC12
Sun., Dec. 8	Gonzaga at WASHINGTON	4:00 p.m. PT	ESPN2
Tues., Dec. 10	Northern Iowa at COLORADO	6:00 p.m. PT	PAC12
Wed., Dec. 11	Nebraska Omaha at ARIZONA	5:00 p.m. PT	PAC12
Wed., Dec. 11	Prairie View A&M at ARIZONA STATE	7:00 p.m. PT	PAC12
Wed., Dec. 11	Fresno State at CALIFORNIA	7:00 p.m. PT	PAC12
Fri., Dec. 13	COLORADO at Colorado State	5:00 p.m. PT	CBSSN
Sat., Dec. 14	OREGON at Michigan	9:00 a.m. PT	CBS
Sat., Dec. 14	UCLA at Notre Dame	12:00 p.m. PT	ABC
Sat., Dec. 14	Weber State vs. UTAH (18)	1:00 p.m. PT	PAC12
Sat., Dec. 14	Arkansas-Pine Bluff at OREGON STATE	3:00 p.m. PT	PAC12
Sat., Dec. 14	STANFORD at San Jose State	4:00 p.m. PT	CBSSN
Sat., Dec. 14	Georgia at ARIZONA STATE	5:00 p.m. PT	PAC12
Sat., Dec. 14	Gonzaga at ARIZONA	7:00 p.m. PT	ESPN2
Sat., Dec. 14	Saint Mary's at CALIFORNIA	7:30 p.m. PT	PAC12
Sun., Dec. 15	UC Riverside at WASHINGTON STATE	1:30 p.m. PT	PAC12
Sun., Dec. 15	Long Beach State at USC	3:30 p.m. PT	PAC12



PAC-12 COMPOSITE SCHEDULE

Tues., Dec. 17	San Francisco at STANFORD	6:00 p.m. PT	PAC12	Sat., Jan. 25	WASHINGTON at COLORADO	6:00 p.m. PT	FS1
Tues., Dec. 17	Seattle at WASHINGTON	8:00 p.m. PT	PAC12	Sat., Jan. 25	ARIZONA at ARIZONA STATE	6:30 p.m. PT	PAC12
Wed., Dec. 18	OREGON STATE vs. UTSA (19)	TBD	TBD	Sun., Jan. 26	UCLA at OREGON	2:00 p.m. PT	FOX
Wed., Dec. 18	Saint Mary's vs. ARIZONA STATE (20)	6:00 p.m. PT	PAC12	Sun., Jan. 26	STANFORD at CALIFORNIA	3:00 p.m. PT	ESPNU
Wed., Dec. 18	Montana at OREGON	8:00 p.m. PT	PAC12	Wed., Jan. 29	ARIZONA STATE at WASHINGTON STATE	8:00 p.m. PT	ESPNU
Wed., Dec. 18	Kentucky vs. UTAH (21)	8:00 p.m. PT	ESPN2	Thurs., Jan. 30	OREGON at CALIFORNIA	6:00 p.m. PT	PAC12
Thurs., Dec. 19	Prairie View A&M at COLORADO	5:30 p.m. PT	PAC12	Thurs., Jan. 30	ARIZONA at WASHINGTON	6:00 p.m. PT	ESPN2
Thurs., Dec. 19	Florida A&M at WASHINGTON STATE	7:30 p.m. PT	PAC12	Thurs., Jan. 30	UTAH at USC	6:30 p.m. PT	FS1
Sat., Dec. 21	OREGON STATE at Texas A&M	TBD	TBD	Thurs., Jan. 30	OREGON STATE at STANFORD	8:00 p.m. PT	PAC12
Sat., Dec. 21	San Diego vs. STANFORD (23)	12:00 p.m. PT	PAC12	Thurs., Jan. 30	COLORADO at UCLA	8:00 p.m. PT	ESPN2
Sat., Dec. 21	North Carolina vs. UCLA (24)	12:00 p.m. PT	CBS	Sat., Feb. 1	OREGON STATE at CALIFORNIA	1:00 p.m. PT	PAC12
Sat., Dec. 21	Boston College vs. CALIFORNIA (23)	2:30 p.m. PT	PAC12	Sat., Feb. 1	OREGON at STANFORD	3:00 p.m. PT	PAC12
Sat., Dec. 21	COLORADO vs. Dayton (22)	3:30 p.m. PT	CBSSN	Sat., Feb. 1	ARIZONA at WASHINGTON STATE	5:00 p.m. PT	PAC12
Sat., Dec. 21	San Diego State vs. UTAH (25)	3:30 p.m. PT	PAC12	Sat., Feb. 1	COLORADO at USC	7:30 p.m. PT	FS1
Sat., Dec. 21	Incarinate Word at WASHINGTON STATE	4:00 p.m. PT	PAC12	Sat., Feb. 1	ARIZONA STATE at WASHINGTON	7:30 p.m. PT	PAC12
Sat., Dec. 21	Creighton at ARIZONA STATE	5:30 p.m. PT	PAC12	Sun., Feb. 2	UTAH at UCLA	12:00 p.m. PT	FS1
Sat., Dec. 21	LSU vs. USC (25)	6:00 p.m. PT	FS1	Thurs., Feb. 6	CALIFORNIA at COLORADO	5:00 p.m. PT	PAC12
Sat., Dec. 21	St. John's vs. ARIZONA (23)	7:00 p.m. PT	ESPN2	Thurs., Feb. 6	USC at ARIZONA	6:00 p.m. PT	ESPN2
Sat., Dec. 21	Texas Southern at OREGON	7:30 p.m. PT	PAC12	Thurs., Feb. 6	STANFORD at UTAH	7:00 p.m. PT	PAC12
Sun., Dec. 22	Ball State vs. WASHINGTON (26)	6:30 p.m. PT	ESPN2	Thurs., Feb. 6	UCLA at ARIZONA STATE	8:00 p.m. PT	ESPN2/U
Mon., Dec. 23	UTEP/Hawai'i vs. WASHINGTON (26)	8/10:30 p.m. PT	ESPN2/U	Sat., Feb. 8	STANFORD at COLORADO	3:00 p.m. PT	PAC12
Wed., Dec. 25	TBD vs. WASHINGTON (26)	TBD	ESPN2/U	Sat., Feb. 8	CALIFORNIA at UTAH	5:00 p.m. PT	PAC12
Sat., Dec. 28	Texas Southern at ARIZONA STATE	12:00 p.m. PT	PAC12	Sat., Feb. 8	UCLA at ARIZONA	7:00 p.m. PT	ESPN2
Sat., Dec. 28	Cal State Fullerton at UCLA	2:00 p.m. PT	PAC12	Sat., Feb. 8	USC at ARIZONA STATE	7:00 p.m. PT	FS1
Sun., Dec. 29	Iona at COLORADO	11:00 a.m. PT	PAC12	Sat., Feb. 8	OREGON at OREGON STATE	7:30 p.m. PT	PAC12
Sun., Dec. 29	Kansas at STANFORD	12:00 p.m. PT	ABC	Sun., Feb. 9	WASHINGTON at WASHINGTON STATE	3:00 p.m. PT	ESPNU
Sun., Dec. 29	Alabama State at OREGON	1:00 p.m. PT	PAC12	Thurs., Feb. 13	COLORADO at OREGON	6:00 p.m. PT	ESPN2
Sun., Dec. 29	Harvard at CALIFORNIA	3:00 p.m. PT	PAC12	Thurs., Feb. 13	UTAH at OREGON STATE	6:00 p.m. PT	PAC12
Sun., Dec. 29	Arkansas-Pine Bluff at WASHINGTON STATE	5:00 p.m. PT	PAC12	Thurs., Feb. 13	WASHINGTON at USC	6:00 p.m. PT	ESPN2
Sun., Dec. 29	Florida Gulf Coast at USC	7:00 p.m. PT	PAC12	Thurs., Feb. 13	ARIZONA at CALIFORNIA	7:30 p.m. PT	FS1
Thurs., Jan. 2	OREGON STATE at UTAH	5:30 p.m. PT	PAC12	Thurs., Feb. 13	ARIZONA STATE at STANFORD	8:00 p.m. PT	ESPN2/U
Thurs., Jan. 2	OREGON at COLORADO	6:00 p.m. PT	ESPN2	Thurs., Feb. 13	WASHINGTON STATE at UCLA	8:00 p.m. PT	PAC12
Thurs., Jan. 2	UCLA at WASHINGTON	7:00 p.m. PT	FS1	Sat., Feb. 15	WASHINGTON STATE at USC	5:00 p.m. PT	PAC12
Thurs., Jan. 2	USC at WASHINGTON STATE	7:30 p.m. PT	PAC12	Sat., Feb. 15	COLORADO at OREGON STATE	7:00 p.m. PT	FS1
Thurs., Jan. 2	CALIFORNIA at STANFORD	8:00 p.m. PT	ESPN2/U	Sat., Feb. 15	WASHINGTON at UCLA	7:00 p.m. PT	ESPN2/U
Sat., Jan. 4	OREGON at UTAH	2:00 p.m. PT	PAC12	Sat., Feb. 15	ARIZONA at STANFORD	7:30 p.m. PT	PAC12
Sat., Jan. 4	UCLA at WASHINGTON STATE	4:00 p.m. PT	PAC12	Sun., Feb. 16	ARIZONA STATE at CALIFORNIA	3:00 p.m. PT	ESPNU
Sat., Jan. 4	ARIZONA STATE at ARIZONA	6:30 p.m. PT	PAC12	Sun., Feb. 16	UTAH at OREGON	6:00 p.m. PT	FS1
Sun., Jan. 5	OREGON STATE at COLORADO	3:00 p.m. PT	ESPNU	Wed., Feb. 19	CALIFORNIA at WASHINGTON STATE	7:00 p.m. PT	PAC12
Sun., Jan. 5	USC at WASHINGTON	7:00 p.m. PT	FS1	Thurs., Feb. 20	OREGON STATE at ARIZONA	5:00 p.m. PT	PAC12
Thurs., Jan. 9	ARIZONA at OREGON	6:00 p.m. PT	ESPN2	Thurs., Feb. 20	OREGON at ARIZONA STATE	6:00 p.m. PT	ESPN2
Thurs., Jan. 9	WASHINGTON at STANFORD	6:00 p.m. PT	FS1	Thurs., Feb. 20	USC at COLORADO	6:00 p.m. PT	ESPN2
Thurs., Jan. 9	WASHINGTON STATE at CALIFORNIA	7:30 p.m. PT	PAC12	Thurs., Feb. 20	STANFORD at WASHINGTON	7:00 p.m. PT	PAC12
Thurs., Jan. 9	ARIZONA STATE at OREGON STATE	8:00 p.m. PT	ESPN2/U	Thurs., Feb. 20	UCLA at UTAH	7:30 p.m. PT	FS1
Sat., Jan. 11	WASHINGTON STATE at STANFORD	3:00 p.m. PT	PAC12	Sat., Feb. 22	UCLA at COLORADO	1:00 p.m. PT	CBS
Sat., Jan. 11	WASHINGTON at CALIFORNIA	5:00 p.m. PT	PAC12	Sat., Feb. 22	CALIFORNIA at WASHINGTON	3:00 p.m. PT	PAC12
Sat., Jan. 11	USC at UCLA	7:00 p.m. PT	ESPN2	Sat., Feb. 22	OREGON STATE at ARIZONA STATE	5:00 p.m. PT	ESPN2/U
Sat., Jan. 11	ARIZONA STATE at OREGON	7:30 p.m. PT	PAC12	Sat., Feb. 22	OREGON at ARIZONA	7:00 p.m. PT	ESPN2/U
Sun., Jan. 12	UTAH at COLORADO	3:00 p.m. PT	ESPNU	Sun., Feb. 23	USC at UTAH	3:00 p.m. PT	ESPNU
Sun., Jan. 12	ARIZONA at OREGON STATE	7:00 p.m. PT	FS1	Sun., Feb. 23	STANFORD at WASHINGTON STATE	5:00 p.m. PT	ESPNU
Wed., Jan. 15	STANFORD at UCLA	7:00 p.m. PT	PAC12	Wed., Feb. 26	UTAH at STANFORD	7:00 p.m. PT	PAC12
Thurs., Jan. 16	UTAH at ARIZONA	5:30 p.m. PT	PAC12	Thurs., Feb. 27	COLORADO at CALIFORNIA	6:00 p.m. PT	PAC12
Thurs., Jan. 16	COLORADO at ARIZONA STATE	6:00 p.m. PT	ESPN2	Thurs., Feb. 27	ARIZONA at USC	6:00 p.m. PT	ESPN2
Thurs., Jan. 16	OREGON at WASHINGTON STATE	6:00 p.m. PT	FS1	Thurs., Feb. 27	OREGON STATE at OREGON	8:00 p.m. PT	ESPN2
Thurs., Jan. 16	CALIFORNIA at USC	7:30 p.m. PT	PAC12	Thurs., Feb. 27	ARIZONA STATE at UCLA	8:00 p.m. PT	PAC12
Thurs., Jan. 16	OREGON STATE at WASHINGTON	8:00 p.m. PT	FS1	Fri., Feb. 28	WASHINGTON STATE at WASHINGTON	6:00 p.m. PT	FS1
Sat., Jan. 18	COLORADO at ARIZONA	11:30 a.m. PT	FOX	Sat., Feb. 29	UTAH at CALIFORNIA	3:00 p.m. PT	PAC12
Sat., Jan. 18	OREGON at WASHINGTON	12:45 p.m. PT	CBS	Sat., Feb. 29	ARIZONA STATE at USC	5:00 p.m. PT	ESPN2/U
Sat., Jan. 18	OREGON STATE at WASHINGTON STATE	1:00 p.m. PT	PAC12	Sat., Feb. 29	ARIZONA at UCLA	7:00 p.m. PT	ESPN2
Sat., Jan. 18	STANFORD at USC	3:30 p.m. PT	PAC12	Sun., March 1	COLORADO at STANFORD	3:00 p.m. PT	ESPNU
Sat., Jan. 18	UTAH at ARIZONA STATE	6:00 p.m. PT	PAC12	Thurs., March 5	WASHINGTON at ARIZONA STATE	6:00 p.m. PT	ESPN2
Sun., Jan. 19	CALIFORNIA at UCLA	5:00 p.m. PT	ESPNU	Thurs., March 5	STANFORD at OREGON STATE	6:00 p.m. PT	PAC12
Thurs., Jan. 23	WASHINGTON at UTAH	5:00 p.m. PT	PAC12	Thurs., March 5	WASHINGTON STATE at ARIZONA	7:30 p.m. PT	FS1
Thurs., Jan. 23	WASHINGTON STATE at COLORADO	7:00 p.m. PT	PAC12	Thurs., March 5	CALIFORNIA at OREGON	8:00 p.m. PT	ESPN2/U
Thurs., Jan. 23	USC at OREGON	8:00 p.m. PT	ESPNU	Sat., March 7	COLORADO at UTAH	11:30 a.m. PT	PAC12
Thurs., Jan. 23	UCLA at OREGON STATE	8:00 p.m. PT	FS1	Sat., March 7	UCLA at USC	12:15 p.m. PT	CBS
Sat., Jan. 25	USC at OREGON STATE	2:00 p.m. PT	PAC12	Sat., March 7	CALIFORNIA at OREGON STATE	1:30 p.m. PT	PAC12
Sat., Jan. 25	WASHINGTON STATE at UTAH	4:00 p.m. PT	PAC12				

Sat., March 7	WASHINGTON STATE at ARIZONA STATE	3:30 p.m. PT	PAC12
Sat., March 7	WASHINGTON at ARIZONA	7:00 p.m. PT	ESPN/2
Sat., March 7	STANFORD at OREGON	8:00 p.m. PT	FS1
Mar. 11-14 2020 Pac-12 Men's Basketball Tournament - T-Mobile Arena, Las Vegas, Nev.			
Wed., March 11	Pac-12 Tournament – First Round	12 p.m.	PAC12
	Pac-12 Tournament – First Round	2:30 p.m.	PAC12
	Pac-12 Tournament – First Round	6 p.m.	PAC12
	Pac-12 Tournament – First Round	8:30 p.m.	PAC12
Thur., March 12	Pac-12 Tournament – Quarterfinals	12 p.m.	PAC12
	Pac-12 Tournament – Quarterfinals	2:30 p.m.	PAC12
	Pac-12 Tournament – Quarterfinals	6 p.m.	PAC12
	Pac-12 Tournament – Quarterfinals	8:30 p.m.	FS1
Fri., March 13	Pac-12 Tournament – Semifinals	6 p.m.	PAC12
	Pac-12 Tournament – Semifinals	8:30 p.m.	FS1
Sat., March 14	Pac-12 Tournament – Championship	7:30 p.m.	FS1

IN-SEASON TOURNAMENT AND NEUTRAL SITES

- (1) Armed Forces Classic, Anchorage, Alaska (Alaska Airlines Center)
- (2) 2019 Pac-12 China Game, Shanghai, China
- (3) Phil Knight Invitational, Portland, Ore. (Moda Center)
- (4) James Naismith Classic, Toronto, Canada (Scotiabank Arena)
- (5) Myrtle Beach Invitational, Conway, S.C. (HTC Center)
- (6) 2K Empire Classic Benefiting Wounded Warrior Project, New York, N.Y. (Madison Square Garden)
- (7) Air Force Reserve Tip-Off Tournament, Uncasville, Conn. (Mohegan Sun Arena)
- (8) MGM Resorts Main Event, Las Vegas, Nev. (T-Mobile Arena)
- (9) Cayman Islands Classic, George Town, Cayman Islands (John Gray Gym)
- (10) CBE Hall of Fame Classic, Kansas City, Mo. (Sprint Center)
- (11) Maui Jim Maui Invitational, Lahaina, Hawai'i (Lahaina Civic Center)
- (12) Battle 4 Atlantis, Nassau, Bahamas (Imperial Arena)
- (13) Las Vegas Classic, Las Vegas, Nev. (Orleans Arena)
- (14) Orlando Invitational, Orlando, Fla. (HP Field House)
- (15) The Wooden Legacy, Fullerton, Calif. (Titan Gym)
- (16) Fort Worth, Texas (Dickies Arena)
- (17) Spokane, Wash. (Spokane Arena)
- (18) Beehive Classic, Salt Lake City, Utah (Vivint Smart Home Arena)
- (19) Battleground 2k19, Houston, Texas (Toyota Center)
- (20) Basketball HOF Showcase, Phoenix, Ariz. (Talking Stick Resort Arena)
- (21) Neon Hoops Showcase, Las Vegas, Nev. (T-Mobile Arena)
- (22) Chicago Legends, Chicago, Ill. (United Center)
- (23) Basketball HOF Al Attles Classic, San Francisco, Calif. (Chase Center)
- (24) CBS Sports Classic, Las Vegas, Nev. (T-Mobile Arena)
- (25) Air Force Reserve Basketball HOF Classic, Los Angeles, Calif. (STAPLES Center)
- (26) Diamond Head Classic, Honolulu, Hawai'i (Stan Sheriff Center)



2020 NCAA TOURNAMENT

FIRST FOUR

Tuesday, March 17 & Wednesday, March 18:

Dayton Arena, Dayton, Ohio
(University of Dayton, host)

FIRST & SECOND ROUNDS

Thursday, March 19 & Saturday, March 21:

Times Union Center, Albany, N.Y.
(Metro Atlantic Athletic Conference, host)

Spokane Veterans Memorial Arena,
Spokane, Wash.
(Idaho, host)

Enterprise Center, St. Louis, Mo.
(Missouri Valley Conference, host)

Amalie Arena, Tampa, Fla.
(USF, host)

Friday, March 20 & Sunday, March 22:

Greensboro Coliseum, Greensboro, N.C.
(Atlantic Coast Conference, host)

CHI Health Center Omaha, Omaha, Neb.
(Creighton, host)

Golden 1 Center, Sacramento, Calif.
(Sacramento State, host)

Rocket Mortgage FieldHouse,
Cleveland, Ohio
(MAC/Cleveland State, hosts)

REGIONALS

Thursday, March 26 & Saturday, March 28:

Lucas Oil Stadium, Indianapolis, Ind.
(Horizon League/IUPUI, hosts)

STAPLES Center, Los Angeles, Calif.
(Pepperdine, host)

Friday, March 27 & Sunday, March 29:

Toyota Center, Houston, Texas
(Houston/Rice/Texas Southern, hosts)

Madison Square Garden, New York, N.Y.
(St. John's/Big East Conference, hosts)

FINAL FOUR

Saturday, April 4 and Monday, April 6:

Mercedes-Benz Stadium, Atlanta, Ga.
(Georgia Tech, host)

Information: www.ncaasports.com

Future Final Four Sites

- 2021 Lucas Oil Stadium, Indianapolis (April 3/5)
- 2022 Mercedes-Benz Superdome, New Orleans (April 2/4)
- 2023 NRG Stadium, Houston (Dates TBA)
- 2024 Univ. of Phoenix Stadium, Glendale, Ariz. (Dates TBA)
- 2025 Alamodome, San Antonio (Dates TBA)
- 2026 Lucas Oil Stadium, Indianapolis (Dates TBA)

With 16 NCAA Championships (by six different schools) under its belt, it's easy to see why Pac-12 Basketball has as rich and as storied a tradition of hoop excellence as any Conference – if not more so.

Some of the best ever to play the game have passed through this league – Jason Kidd, Gary Payton, Kareem Abdul-Jabbar (Lew Alcindor), Bill Walton, Hank Luisetti, Sidney Wicks, Bob Houbregs, Jack Gardner. The same is true on the coaching side – John Wooden, Slats Gill, Ralph Miller, Pete Newell, Marv Harshman, Everett Dean, Lute Olson and Mike Montgomery.

The “Conference of Champions” has claimed a 16 NCAA Tournament titles, 39 NCAA Final Four Appearances, 93 consensus All-Americans, 17 National Players of the Year, 27 Naismith Memorial Basketball Hall of Fame members . . . well, you get the picture.

Pac-12 Basketball began more than 100 years ago with the formation of the Pacific Coast Conference. California won the first title in 1916 with a 5-3 record, ahead of competitors Oregon State (5-3) and Washington (2-6). That season also produced the league's first All-American, Ade Sieberts of Oregon State. Six teams competed the following year, and Washington State's 8-1 mark stood above the others.

With the expansion of the PCC to eight teams in 1922, the league was split into north and south divisions, with the divisional champions meeting in a playoff. Idaho defeated California in the first playoff and produced the Conference's fifth All-American in eight seasons in Al Fox.

The NCAA Tournament became a reality with the 1939 season, and a Pac-12 (PCC) team was the first to win it, as Oregon defeated Texas, Oklahoma and Ohio State en route to the title in Evanston, Ill. USC was in the Final Four the next year, while Washington State advanced to the title game in 1941, but fell to Wisconsin by five, 39-34. Stanford claimed the NCAA crown the following year with a 53-38 win over Dartmouth. Utah, which joined the Pac-12 in 2011, captured the 1944 NCAA title with a 42-40 overtime victory over Dartmouth.



Arizona State's James Harden is one of four former Pac-12 players to play for Team USA in the 2012 London Olympics.

Pete Newell's California Golden Bears won the 1959 NCAA title with a win over West Virginia, and were runners-up to Ohio State the following season.

Then came UCLA and its unlikely-to-ever-be-duplicated feat of seven consecutive NCAA Championships (11 overall), which was engineered by the great John Wooden – “The Wizard of Westwood.” The Bruins actually won a pair of titles in 1964 and '65, then began their streak in 1967 (Alcindor's first season). A loss to North Carolina State in the 1974 Finals ended the streak, but UCLA came back the following season to defeat Kentucky for its 10th title in 12 years.

After UCLA captured the school's 11th title in 1995 with a victory over Arkansas, the Arizona Wildcats became the sixth Pac-12 team to capture the league's 16th men's basketball championship in 1997. The Wildcats became the first team in the history of the tournament to defeat three number one seeds (Kansas, North Carolina and Kentucky) en route to the title.

In recent years, the Pac-12 has enjoyed a large amount of success - as evidenced by NCAA "Sweet 16" appearances in 28 of the past 32 seasons, at least half its teams in postseason play in 30 of the last 34 seasons, 15 national and freshman players of the year in the last 30 seasons and a couple of NIT pre- and postseason titles, just to name a few of the accolades – giving the Pac-12 the right to proudly be referred to as “The Conference of Champions.”



UCLA's Lew Alcindor (Kareem Abdul-Jabbar) and Bill Walton flank John Wooden - arguably two of the greatest college players and coach ever.



Oregon State's Gary Payton was one of college basketball's most dominant players in the late-1980's. He was inducted into the Basketball Hall of Fame in 2013.


THIS IS PAC-12 BASKETBALL ...

- **16 NCAA titles - second-most of any conference, trailing only the ACC's 17.**
- **Over the last five NBA Drafts (2015-19), the Pac-12 has produced 39 picks overall, tied for the second-most of any league, including 19 first-round selections. The totals include a Conference record-tying 27 selections in the 2017, 2018 & 2019 NBA Drafts, highlighted by consecutive No. 1 overall picks in 2017 & 2018 for the first time in league history.**
- **Pac-12 members were well represented during the 2019 NBA Finals as a national-best eight alumni and former players were on the rosters of the Golden State Warriors and champion Toronto Raptors ... The Pac-12 had 69 former players on NBA opening day rosters last season, 34 of which reached the Playoffs, totals that were both second-most among conferences.**



▶ Oregon State's Tres Tinkle is the league's returning career leader in scoring (1,661) and rebounding (670). He could become the first player in Conference history to surpass 2,000 points, 1,000 rebounds, 300 assists and 150 steals.

▶ Oregon State's Kylor Kelley is the Pac-12's returning career shot block leader after rejecting 104 shots in his debut season in 2018-19. It was the sixth-most in a season in Conference history.



▶ Oregon's Payton Pritchard enters his final season as the league's active leader in threes (200 3FG), assists (487) and steals (164).



WILDCAT FACTS

Location: Tucson, AZ 85721
Founded/Enrollment: 1885/42,236
Colors: Cardinal & Navy (Pantone® 200/281)
Joined Pac-12: 1978-79
All-time record: 1,813-946 (114 seasons)
President: Dr. Robert C. Robbins
Faculty Rep: Ricardo Valerdi
Athletic Director: Dave Heeke
SWA: Erika Barnes

Head Coach: Sean Miller (Pittsburgh, '92)
Career Record: 384-136 (15 years)
Arizona Record: 264-89 (10 years)
Pac-12 Record: 129-51 (10 years)
Office: (520) 621-2430
Fax: (520) 621-2202
Associate Head Coach: Jack Murphy
Assistant Coaches: Justin Gainey, Danny Peters

Basketball SID: Nathan Wiechers
E-mail: nwiechers@email.arizona.edu
Office: (520) 621-0914
Cell: (812) 345-1991

Local Radio: KCUB (1290 AM)/KHYT (107.5 FM)

Home Court: McKale Center (14,655/1973)
Record in McKale: 603-110 (47 years)
Press Row Phone: (520) 621-4334
Press Will-Call: Northeast entrance
Press Row Location: Courtside across from benches, baselines, Section 24

RECORD HOLDERS

POINTS
Career: 2555 – Sean Elliott, 1986-89
Season: 848 – Khalid Reeves, 1994
Game: 46 – Ernie McCray vs. CSLA, 2/6/60

THREE-POINT FIELD GOALS
Career: 342 – Salim Stoudamire, 2002-05
Season: 120 – Salim Stoudamire, 2005
Game: 9 – Salim Stoudamire vs. Oregon State, 2/20/05
 Gabe York vs. Stanford, 3/5/16

REBOUNDS
Career: 1190 – Al Fleming, 1973-76
Season: 405 – Deandre Ayton, 2018
Game: 26 – Bill Reeves vs. UCSB, 2/1/56
 Joe Skaisgir vs. CSLA, 1/31/62

ASSISTS
Career: 810 – Russell Brown, 1978-81
Season: 247 – Russell Brown, 1979
Game: 19 – Russell Brown vs. Grand Canyon, 12/8/79

STEALS
Career: 245 – Jason Terry, 1996-99
Season: 85 – Jason Terry, 1997
Game: 9 – Bennett Davison vs. Stanford, 2/28/98

BLOCKED SHOTS
Career: 278 – Anthony Cook, 1986-89
Season: 102 – Loren Woods, 2000
Game: 14 – Loren Woods vs. Oregon, 2/3/00

ARIZONA NUMERICAL ROSTER

No.	Name	Pos.	Ht.	Wt.	Yr.	Exp.	Hometown/Last School
0	Josh Green	G	6-6	210	Fr.	HS	Sydney, Australia/IMG Academy
1	Nico Mannion	G	6-3	190	Fr.	HS	Siena, Italy/Pinnacle HS (Ariz.)
2	Brandon Williams#	G	6-2	190	So.	1L	Los Angeles, Calif./Crespi Carmelite HS
3	Dylan Smith*	G	6-5	185	R-Sr.	2L	Mobile, Ala./UNC Asheville
4	Chase Jeter*	C	6-10	240	R-Sr.	1L	Las Vegas, Nev./Duke
5	Max Hazzard	G	6-0	175	Gr.	TR	Los Angeles, Calif./UC Irvine
10	Jemarl Baker Jr.#	G	6-4	200	R-So.	TR	Roseville, Calif./Nevada
11	Ira Lee	F	6-7	240	Jr.	2L	Los Angeles, Calif./Crossroads School
13	Stone Gettings*	F	6-9	240	Gr.	TR	Malibu, Calif./Cornell
14	Devonaire Doutrive	G	6-5	180	So.	1L	Dallas, Texas/Birmingham HS
21	Jordan Brown#	F	6-11	210	So.	TR	Roseville, Calif./Nevada
22	Zeke Nnaji	F	6-11	240	Fr.	HS	Lakeville, Minn./Hopkins HS
35	Christian Koloko	C	7-0	215	Fr.	HS	Douala, Cameroon/Sierra Canyon HS
52	Kory Jones*^	G	6-3	175	R-Jr.	2L	Herndon, Va./Westfield HS
54	Matt Weyand^	F	6-5	200	Jr.	2L	Irvine, Calif./Mater Dei HS
55	Jake DesJardins^	F	6-6	220	Sr.	3L	Henderson, Nev./Coronado HS

* - Has used redshirt year. Returning starter in **bold**. ^ - Walk-on. # - Will sit the 2019-20 season.



HEAD COACH - SEAN MILLER

- In 15 seasons as a Division I head coach, Sean Miller has yet to suffer through a losing season, making him one of just seven current Division I head coaches with at least 10 years of experience who can make that claim.
- Through his first 10 seasons as coach at Arizona, Miller has amassed a record of 129-51 in Pac-12 games, a .717 win percentage that ranks fourth in Pac-12 history for coaches with 100-or-more victories in the league.
- Has guided a team to the NCAA Tournament in 11 of his 15 years of head coaching, with seven Sweet 16 and four Elite Eight appearances.
- Four-time conference Coach of the Year, including three John Wooden Pac-12 Coach of the Year awards, one of six to win the honor at least three times.

MILLER YEAR-BY-YEAR

Year	School	W-L
2004-05	Xavier	17-12
2005-06	Xavier	21-11
2006-07	Xavier	25-9
2007-09	Xavier	30-7
2008-09	Xavier	27-8
<i>Xavier totals (5 years)</i>		<i>120-47 (.719)</i>
2009-10	Arizona	16-15
2010-11	Arizona	30-8
2011-12	Arizona	23-12
2012-13	Arizona	27-8
2013-14	Arizona	33-5
2014-15	Arizona	34-4
2015-16	Arizona	25-9
2016-17	Arizona	32-5
2017-18	Arizona	27-8
2018-19	Arizona	17-15
<i>Arizona totals (10 years)</i>		<i>264-89 (.748)</i>
Career totals (15 years)		384-136 (.738)

CONFERENCE

W-L	Fin.
10-6	T2nd
8-8	T7th
13-3	T1st
14-2	1st
12-4	1st
<i>57-23 (.713)</i>	
10-8	4th
14-4	1st
12-6	4th
12-6	T2nd
15-3	1st
16-2	1st#
12-6	T3rd
16-2	T1st#
14-4	1st#
8-10	T8th
<i>129-51 (.717)</i>	
186-74 (.715)	

POSTSEASON

Conf.	NCAA	Other
A-10		
A-10	0-1	
A-10	1-1	
A-10	3-1	
A-10	2-1	
<i>6-4 (.600)</i>		<i>0-0</i>
Pac-10		
Pac-10	3-1	
Pac-12		0-1 (NIT)
Pac-12	2-1	
Pac-12	3-1	
Pac-12	3-1	
Pac-12	0-1	
Pac-12	2-1	
Pac-12	0-1	
<i>13-7 (.650)</i>		<i>0-1</i>
19-11 (.633)		0-1

- Pac-12 Tournament Champions



SUN DEVIL FACTS

Location: Tempe, AZ 85287-2505
Founded/Enrollment: 1885/103,410
Colors: Maroon & Gold (Pantone® 208/123)
Joined Pac-12: 1978-79
All-time Record: 1,386-1,230 (107 years)

President: Dr. Michael Crow
Faculty Rep: Dr. Jeffrey Wilson
Athletic Director: Ray Anderson
SWA: Deana Garner Smith

Head Coach: Bobby Hurley
 (Duke, '92)
Career Record: 115-78 (6 years)
ASU Record: 57-51 (4 years)
Pac-12 Record: 32-40 (4 years)
Office: (480) 965-9885
Fax: (480) 965-9082

Associate Head Coach: Rashon Burno
Assistant Coaches: Eric Brown, Rasheen Davis

Basketball SID: Doug Tammaro
E-Mail: tammaro@asu.edu
Office: (480) 965-5799
Cell: (480) 734-7795

Local Radio: KMVP (98.7 FM)

Home Court: Wells Fargo Arena
 (14,100/1974)

Record in WFA: 451-204 (42 years)
Press Row Phone: (480) 965-7274/4778
Press Will-Call: Ticket office, west side
Press Row Location: Courtside and above opponent bench

RECORD HOLDERS

POINTS

Career: 2044 – Eddie House, 1997-2000
Season: 736 – Eddie House, 2000
Game: 61 – Eddie House vs. Cal, 1/8/00

THREE-POINT FIELD GOALS

Career: 323 – Stevin Smith, 1991-94
Season: 113 – Stevin Smith, 1993
Game: 10 – Twice. Last, Stevin Smith vs. Oregon State, 1/27/94

REBOUNDS

Career: 1022 – Tony Cerkenik, 1960-63
Season: 415 – Tony Cerkenik, 1961
Game: 27 – Mark Landsberger vs. San Diego State, 12/3/76

ASSISTS

Career: 551 – Derek Glasser, 2007-10
Season: 294 – Ahlon Lewis, 1998
Game: 16 – Ahlon Lewis vs. Northern Arizona, 12/23/97

STEALS

Career: 258 – Eddie House, 1997-2000
Season: 76 – Lafayette Lever, 1982
Game: 8 – Four times. Last, Stevin Smith vs. Alaska-Anchorage, 1/2/93

BLOCKED SHOTS

Career: 314 – Jordan Bachynski, 2011-14
Season: 133 – Jordan Bachynski, 2013
Game: 12 – Jordan Bachynski vs. Cal State Northridge, 12/8/12

ARIZONA STATE NUMERICAL ROSTER

No.	Name	Pos.	Ht.	Wt.	Yr.	Exp.	Hometown/Last School
00	Mickey Mitchell*	F	6-7	225	Sr.	1L	Orlando, Fla./West Plano HS/Ohio State
1	Remy Martin	G	6-0	170	Jr.	2L	Chatsworth, Calif./Sierra Canyon HS
2	Rob Edwards*	G	6-5	205	Sr.	1L	Detroit, Mich./Cass Tech/Cleveland State
3	Caleb Christopher	G	6-1	180	Fr.	HS	Los Angeles, Calif./Hillcrest Hoops
4	Kimani Lawrence	F	6-8	220	Jr.	2L	Providence, R.I./New Hampton School
5	Elias Valtonen	G	6-7	195	So.	1L	Eura, Finland/Helsinki Basketball Academy
10	Jaelen House	G	6-2	160	Fr.	HS	Phoenix, Ariz./Shadow Mountain HS
11	Alonzo Verge Jr.	G	6-3	167	Jr.	TR	Villa Park, Ill./Proviso West HS/Moberley Area CC
12	Micah Burno	G	6-0	180	Fr.	HS	Scottsdale, Ariz./Chaparral HS
15	John Olmsted^	F	6-10	215	Fr.	HS	Morenci, Ariz./Morenci HS
20	Khalid Thomas	F	6-9	210	Jr.	TR	Portland, Ore./West Linn HS/College of Southern Idaho
22	Andre Allen	F	6-9	210	Jr.	TR	Los Angeles, Calif./Balboa City School/Arizona Western
23	Romello White	F	6-8	235	Jr.	2L	Suwanee, Ga./Wheeler HS
24	Jalen Graham	F	6-9	205	Fr.	HS	Phoenix, Ariz./Mountain Pointe HS
25	Grant Fogarty^	G	6-0	175	Jr.	2L	Scottsdale, Ariz./Desert Mountain HS
30	Kyle Feit^	G	6-4	190	So.	1L	West Palm Beach, Fla./IMG Academy
35	Taeshon Cherry	F	6-8	210	So.	1L	El Cajon, Calif./San Diego Charter

* - Has used redshirt year. ^ - Walk-on. Returning starter in **bold**.



HEAD COACH - BOBBY HURLEY

- Has led ASU to consecutive NCAA Tournament berths in 2018 and 2019, a first for the Sun Devils' program since 1980 and 1981.
- Guided the Sun Devils to a second-place league finish in 2018-19, the best for the program since 2009-10.
- Arrived at ASU after coaching Buffalo for two years. He led the Bulls to a school-record matching 23 wins in 2014-15, their first Mid-American Conference title and a trip to the NCAA Tournament. In 2013-14 Hurley was named a finalist for the Joe B. Hall Award, which is given to the nation's top first-year head coach.
- An NCAA Champion with Duke in 1991 and 1992. He was named the 1992 NCAA Final Four Most Outstanding Player.

HURLEY YEAR-BY-YEAR		ALL	CONFERENCE	POSTSEASON			
Year	School	W-L	W-L	Fin.	Conf.	NCAA	Other
2013-14	Buffalo	19-10	13-5	1st	MAC		
2014-15	Buffalo	23-10	12-6	T-1st	MAC	0-1	
<i>Buffalo totals (2 years)</i>		<i>42-20 (.677)</i>	<i>25-11 (.694)</i>			<i>0-1 (.000)</i>	
2015-16	Arizona State	15-17	5-13	11th	Pac-12		
2016-17	Arizona State	15-18	7-11	8th	Pac-12		
2017-18	Arizona State	20-12	8-10	T-8th	Pac-12	0-1	
2018-19	Arizona State	23-11	12-6	2nd	Pac-12	1-1	
<i>Arizona State totals (4 years)</i>		<i>73-58 (.557)</i>	<i>32-40 (.444)</i>			<i>1-2 (.333)</i>	
Career totals (6 years)		115-78 (.596)	57-51 (.528)			1-3 (.250)	



GOLDEN BEAR FACTS

Location: Berkeley, CA 94720
Founded/Enrollment: 1868/42,519
Colors: Blue & Gold (Pantone® 282/123)
Joined Pac-12: 1915-16
All-time Record: 1,588-1,207 (110 years)

Chancellor: Carol T. Christ
Faculty Rep: Bob Jacobsen
Director of Athletics: Jim Knowlton
SWA: Jenny Simon-O'Neill

Head Coach: Mark Fox (Eastern New Mexico '91)

Career Record: 286-176 (14 years)
California Record: 0-0 (1st year)
Pac-12 Record: 0-0 (1st year)
Office: (510) 642-0361
Fax: (510) 642-6807

Assistant Coaches: Andrew Francis, Chris Harriman, Marty Wilson

Basketball SID: Mara Rudolph
E-Mail: marar@berkeley.edu
Cell: 510-384-6574

Local Radio: KGO (810 AM)

Home Court: Haas Pavilion (11,858/1999)
Record in Haas Pavilion/Harmon Gym: 771-374 (79 years)
Press Row Phone: (510) 642-3098
Press Will-Call: Gate 1, Southeast Entrance
Press Row Locations: Southwest side of court

RECORD HOLDERS

POINTS

Career: 1835 – Jerome Randle, 2007-10
Season: 729 – Lamond Murray, 1994
Game: 48 – Ed Gray vs. Wash. St., 2/22/97

THREE-POINT FIELD GOALS

Career: 252 – Jerome Randle, 2007-10
Season: 92 – Jerome Randle 2010
Game: 9 – Joe Shipp vs. Fresno State, 12/11/01

REBOUNDS

Career: 1019 – Bob McKeen, 1952-55
Season: 382 – Ansley Truitt, 1972
Game: 27 – Bob Presley vs. St. Mary's, 12/6/67

ASSISTS

Career: 546 – Keith Smith, 1987-90
Season: 272 – Jason Kidd, 1994
Game: 18 – Jason Kidd vs. Stanford, 1/20/94

STEALS

Career: 204 – Jason Kidd, 1993-94
Season: 110 – Jason Kidd, 1993
Game: 8 – Jason Kidd vs. Washington, 1/28/93; A.J. Diggs vs. Cleveland State, 11/30/02

BLOCKED SHOTS

Career: 206 – Michael Stewart, 1994-97
Season: 74 – Kingsley Okoroh, 2017
Game: 7 – Five times. Last, Kingsley Okoroh vs. Portland State, 12/21/17

CALIFORNIA NUMERICAL ROSTER

No.	Name	Pos.	Ht.	Wt.	Yr.	Exp.	Hometown/Last School
0	Jacob Orender [^]	G	5-11	180	Gr.	2L	Jacksonville, Fla./Fletcher HS
1	Joel Brown	G	6-2	192	Fr.	HS	Brampton, Ontario/Brewster Academy (N.H.)
2	Juhwan Harris-Dyson	G	6-6	204	Jr.	2L	Northridge, Calif./Heritage Christian
3	Paris Austin*	G	6-0	190	Sr.	TR	Oakland, Calif./Bishop O'Dowd
10	Kareem South	G	6-3	185	Gr.	TR	Toronto, Ontario/Kiski School (Pa.)/Texas A&M-CC
12	Kuany Kuany	F	6-9	194	Fr.	HS	Melbourne, Australia/Prolific Prep (Calif.)
13	Jules Erving [^]	F	6-5	208	Jr.	2L	Atlanta, Ga./Holy Innocents Episcopal
15	Grant Anticevich	F	6-8	230	Jr.	2L	Sydney, Australia/Newington College
20	Matt Bradley	G	6-4	220	So.	1L	San Bernardino, Calif./Wasatch Academy
21	Lars Thiemann	F/C	7-0	248	Fr.	HS	Leverkusen, Germany/ Stockton, Calif./Lincoln HS
22	Andre Kelly	F	6-8	255	So.	1L	Stockton, Calif./Lincoln HS
23	David Serge [^]	G	6-4	190	Sr.	3L	Newbury Park, Calif./Oaks Christian
24	Jacobi Gordon	F	6-7	216	So.	1L	Houston, Texas/Aspire Academy
25	Logan Alters [^]	G	6-1	175	Fr.	HS	Miami, Fla./NSU University School
33	D.J. Thorpe	F	6-8	235	Fr.	HS	Lake Travis, Texas/Lake Travis HS
34	Dimitrios Klonaras	G	6-6	215	Fr.	HS	Thessaloniki, Greece/ Santa Cruz, Calif./Aptos
42	Blake Welle [^]	F	6-7	213	So.	1L	

* - Has used redshirt year. ^ - Walk-on. Returning starter in **bold**.



HEAD COACH - MARK FOX

- Named California head coach on March 29, 2019 after 14 seasons as head coach at Nevada and Georgia, most recently with the Bulldogs from 2010-18.
- Recorded four 20-win seasons at Georgia, which equals the most by a coach in program history including the only coach with three straight 20-win campaigns from 2014-16.
- Three-time WAC Coach of the Year after leading the Wolf Pack to three outright regular-season titles and NCAA Tournament appearances in first three seasons at helm from 2005-07.
- Began collegiate coaching career as an assistant at Washington from 1991-93 and held same role at Kansas State from 1994-2000.

JONES YEAR-BY-YEAR

Year	School
2004-05	Nevada
2005-06	Nevada
2006-07	Nevada
2007-08	Nevada
2008-09	Nevada
<i>Nevada totals (5 years)</i>	
2009-10	Georgia
2010-11	Georgia
2011-12	Georgia
2012-13	Georgia
2013-14	Georgia
2014-15	Georgia
2015-16	Georgia
2016-17	Georgia
2017-18	Georgia
<i>Georgia totals (9 years)</i>	
Career totals (14 years)	

ALL	CONFERENCE			POSTSEASON		Other
	W-L	W-L	Fin.	Conf.	NCAA	
25-7	16-2	1st	WAC	1-1		
27-6	13-3	1st#	WAC	0-1		
29-5	14-2	1st	WAC	1-1		
21-12	12-4	T1st	WAC			0-1 (CBI)
21-13	11-5	2nd	WAC			0-1 (CBI)
<i>123-43 (.741)</i>		<i>66-16 (.805)</i>		<i>2-3 (.400)</i>		<i>0-2 (.000)</i>
14-17	5-11	6th East	SEC			
21-12	9-7	T3rd East	SEC	0-1		
15-17	5-11	T10th	SEC			
15-17	9-9	T8th	SEC			
20-14	12-6	T2nd	SEC			1-1 (NIT)
21-12	11-7	T3rd	SEC	0-1		
20-14	10-8	T6th	SEC			1-1 (NIT)
19-15	9-9	8th	SEC			0-1 (NIT)
18-15	7-11	T11th	SEC			
<i>163-133 (.551)</i>		<i>77-79 (.494)</i>		<i>0-2 (.000)</i>		<i>2-3 (.400)</i>
286-176 (.619)		143-95 (.601)		2-5 (.286)		2-5 (.286)

- Conference Tournament champions



BUFFS FACTS

Location: Boulder, CO 80309
Founded/Enrollment: 1876/33,246
Colors: Silver, Black, Gold
Joined Pac-12: 2011-12
All-time Record: 1,317-1,210 (117 years)

President: Bruce Benson
Chancellor: Phil DiStefano
Faculty Rep: Joe Jupille
Athletic Director: Rick George
SWA: Ceal Barry

Head Coach: Tad Boyle (Kansas '85)
Career Record: 245-189 (13 years)
Colorado Record: 189-123 (9 years)
Pac-12 Record: 74-70 (8 years)
Office: (303) 492-6877
Fax: (303) 492-6607

Associate Head Coach: Mike Rohn
Assistant Coaches: Bill Grier, Anthony Coleman

Basketball SID: Troy Andre
E-Mail: troy.andre@colorado.edu
Office: (303) 492-4672
Cell: (303) 903-3654

Local Radio: 850 KOA / 760 KKZN

Home Court: CU Events Center
 (11,064/1979)
Record in CU Events Center:
 441-175 (40 years)
Press Row Phone: (303) 492-1552
Press Will-Call: Regent Drive (street level entrance)
Press Row Locations: Off the floor, NW and NE corners

RECORD HOLDERS

POINTS

Career: 2001 – Cory Higgins 2007-11; Richard Roby, 2004-08
Season: 779 – Alec Burks, 2011
Game: 47 – Cliff Meely vs. Oklahoma, 2/13/71

THREE-POINT FIELD GOALS

Career: 257 – Blair Wilson, 2000-04
Season: 87 – Kenny Price, 1999
Game: 9 – Kenny Price vs. Texas, 3/5/99

REBOUNDS

Career: 1054 – Stephane Pelle, 1999-03
Season: 401- André Roberson, 2012
Game: 31 – Burdette Haldorson vs. Oklahoma, 12/29/52

ASSISTS

Career: 562 – Jay Humphries, 1981-84
Season: 194 – Jose Winston, 2001
Game: 15 – Jose Winston vs. Coppin St., 1/2/01

STEALS

Career: 309 – Jay Humphries, 1980-84
Season: 115 – Jay Humphries, 1983
Game: 10 – Jay Humphries vs. Wis.-Milwaukee, 1/15/83

BLOCKED SHOTS

Career: 225 – David Harrison, 2001-04
Season: 106 – David Harrison, 2003
Game: 11 – David Harrison vs. Nebraska, 3/8/03

COLORADO NUMERICAL ROSTER

No.	Name	Pos.	Ht.	Wt.	Yr.	Exp.	Hometown/Last School
0	Shane Gatling	G	6-2	181	Sr.	TR	Baldwin, N.Y./Baldwin/Niagara/Indian Hills CC (Iowa)
1	Tyler Bey	G/F	6-7	218	Jr.	2L	Las Vegas, Nev./Middlebrooks Academy (Calif.)
2	Daylen Kountz	G	6-4	185	So.	1L	Denver, Colo./East HS
3	Maddox Daniels	G/F	6-6	200	Jr.	TR	Suwanee, Ga./Florida SouthWestern State
5	D'Shawn Schwartz	G/F	6-7	226	Jr.	2L	Colorado Springs, Colo./Sand Creek
10	Alexander Strating*	F	6-7	227	Jr.	2L	Wassenaar, Netherlands/American School of The Hague
11	Keeshawn Barthelemy	G	6-2	165	Fr.	HS	Montreal, Quebec, Canada/Thornlea Secondary (Ont.)
12	AJ Martinka^	G	6-5	195	Jr.	2L	Stanwood, Wash./Stanwood
15	Jakub Dombek	F	6-11	190	Fr.	HS	Ostrava, Czech Republic/Get Better Academy
21	Evan Battey*	F	6-8	264	So.	1L	View Park, Calif./Villa Park
23	Lucas Siewert	F	6-10	230	Sr.	3L	Joinville, Santa Catarina, Brazil/Cathedral (Calif.)
24	Eli Parquet	G	6-3	192	So.	1L	Beaumont, Texas/West Brook
25	McKinley Wright IV	G	6-0	195	Jr.	2L	North Robbinsdale, Minn./Champlin Park
30	Frank Ryder*^	F	6-10	240	Jr.	TR	Boulder, Colo./Fairview/San Diego
33	Aidan McQuade^	G	6-2	185	Jr.	2L	Loveland, Colo./Loveland
34	Benan Ersek^	G	6-2	170	So.	1L	Vienna, Austria/Kent Denver
35	Dallas Walton*	F/C	7-0	235	Jr.	1L	Arvada, Colo./Arvada West

* - Has used redshirt year. ^ - Walk-on. Returning starter in **bold**.



HEAD COACH - TAD BOYLE

- Has led CU to postseason appearances in eight of his nine seasons at the helm, including three consecutive NCAA Tournaments from 2012-14.
- As 18th head coach in program history, Boyle's 189 wins in Boulder are the second-most on the CU all-time list.
- First CU coach to win 20 games in each of his first four years and first CU coach to have five-or-more 20+ win seasons, owning six of the 10 in school history.
- Boyle's teams hold a 128-24 mark at CU Events Center for a home winning percentage of .842.
- Won the 2012 Pac-12 Tournament for CU's first conference title since 1968-69 (Big 8).

Year	School	ALL		CONFERENCE		POSTSEASON	
		W-L	W-L	Fin.	Conf.	NCAA	Other
2006-07	Northern Colorado	4-24	2-14	--	Big Sky		
2007-08	Northern Colorado	13-16	6-10	T7th	Big Sky		
2008-09	Northern Colorado	14-18	8-8	5th	Big Sky		
2009-10	Northern Colorado	25-8	12-4	2nd	Big Sky		
<i>Northern Colorado (4 years)</i>		<i>56-66 (.460)</i>	<i>28-36 (.438)</i>			<i>0-0</i>	<i>0-0</i>
2010-11	Colorado	24-14	8-8	T5th	Big 12		3-1& (NIT)
2011-12	Colorado	24-12	11-7	T5th#	Pac-12	1-1	
2012-13	Colorado	21-12	10-8	5th	Pac-12	0-1	
2013-14	Colorado	23-12	10-8	T3rd	Pac-12	0-1	
2014-15	Colorado	16-18	7-11	T8th	Pac-12		1-1 (CBI)
2015-16	Colorado	22-12	10-8	5th	Pac-12	0-1	
2016-17	Colorado	19-15	8-10	7th	Pac-12		0-1 (NIT)
2017-18	Colorado	17-15	8-10	T8th	Pac-12		
2018-19	Colorado	23-13	10-8	T4th	Pac-12		2-1 (NIT)
<i>Colorado totals (9 years)</i>		<i>189-123 (.606)</i>	<i>82-78 (.513)</i>			<i>1-4 (.200)</i>	<i>6-4 (.600)</i>
Career totals (13 years)		245-189 (.565)	110-114 (.491)			1-4 (.200)	6-4 (.600)

& - NIT Semifinals. # - Pac-12 Tournament Champions



DUCK FACTS

Location: Eugene, OR 97401
Founded/Enrollment: 1876/24,500
Colors: Green & Yellow
Joined Pac-12: 1916-17
All-Time Record: 1,669-1,362 (114 years)

President: Michael Schill
Faculty Rep: Tim Gleason
Athletic Director: Rob Mullens
SWA: Lisa Peterson

Head Coach: Dana Altman
(Eastern New Mexico '80)
Career Record: 645-339 (30 years)
Oregon Record: 235-96 (9 years)
Pac-12 Record: 105-57 (9 years)
Office: (541) 346-4346
Fax: (541) 346-4482

Assistant Coaches: Kevin McKenna, Mike Mennenga, Tony Stubblefield

Basketball SID: Greg Walker
E-mail: gswalker@uoregon.edu
Office: (541) 346-2252
Cell: (541) 954-8775

Local Radio: KUJZ (95.3 FM)/KUGN (590 AM)

Home Court: Matthew Knight Arena
(12,364/2011)

Record in Matthew Knight Arena:
139-23 (7.5 years)

Press Row Phone: (541) 346-4497
Press Will-Call: Box Office, 13th Ave. side
Press Row Location: Corner seating in arena on east side

RECORD HOLDERS

POINTS

Career: 2085 - Ron Lee, 1973-76
Season: 745 - Terrell Brandon, 1991; Joseph Young, 2015
Game: 43 - Greg Ballard vs. Oral Roberts, 3/9/77

THREE-POINT FIELD GOALS

Career: 345 - Tajuan Porter, 2007-10
Season: 110 - Tajuan Porter, 2007
Game: 10 - Tajuan Porter vs. Portland State, 11/12/06

REBOUNDS

Career: 1114 - Greg Ballard, 1974-77
Season: 465 - Bob Peterson, 1952
Game: 32 - Jim Loscutoff vs. Brigham Young, 1/28/55

ASSISTS

Career: 614 - Kenya Wilkins, 1994-97
Season: 218 - Luke Ridnour, 2003
Game: 17 - Ron Lee vs. Villanova, 12/23/74

STEALS

Career: 213 - Kenya Wilkins, 1994-97
Season: 89 - Malcolm Armstead, 2011
Game: 9 - Kenya Wilkins vs. Boise State, 12/20/96

BLOCKED SHOTS

Career: 235 - Jordan Bell, 2014-17
Season: 110 - Chris Boucher, 2015-16
Game: 9 - Chris Boucher vs. Arkansas State, 11/25/15

OREGON NUMERICAL ROSTER

Table with columns: No., Name, Pos., Ht., Wt., Yr., Exp., Hometown/Last School. Lists 33 players including Will Richardson, N'Faly Dante, Eugene Omoruyi, Payton Pritchard, Chris Duarte, Shakur Juiston, Chandler Lawson, C.J. Walker, Lök Wur, Addison Patterson, Luke Osborn, Anthony Mathis, Francis Okoro, Eric Williams Jr., and Will Johnson.

* - Has used redshirt year. ^ - Walk-on. Returning starter in bold. # - Will sit the 2019-20 season.



HEAD COACH - DANA ALTMAN

- The 19th head coach in Oregon history, Altman has won a trio of John R. Wooden Pac-12 Coach of the Year awards in nine seasons in the league.
Has guided the Ducks to four Sweet 16s, including each of last three NCAA appearances (2016, 2017, 2019). Also has captured a pair of Pac-12 regular season crowns, the 2016 and 2019 Pac-12 Tournament titles, Oregon's first-ever No. 1 seed in the 2016 NCAA Tournament and a trip to the 2017 NCAA Final Four.
Has led Oregon to 235 wins in nine seasons, the highest nine-year win total in school history. Enters 2019-20 just one win shy of becoming winningest coach in UO history.
One of six coaches to have active streak of at least 22 consecutive winning seasons along with Jim Boeheim, Mike Krzyzewski, Roy Williams, Bill Self and Tom Izzo.

ALTMAN YEAR-BY-YEAR

Table with columns: Year, School, W-L, CONFERENCE W-L, Fin., POSTSEASON Conf., NCAA, Other. Lists years from 1989-90 to 2018-19, including Marshall, Kansas State, Creighton, and Oregon.

Oregon totals (9 years) 235-96 (.710) 105-57 (.648)

Career totals (30 years) 645-339 (.655) 347-227 (.605)

* - NIT Final Four. & - CBI Champions. ^ - Pac-12 Tournament Champions. # - NCAA Final Four



BEAVER FACTS

Location: Corvallis, OR 97331
Founded/Enrollment: 1868/32,011
Colors: Orange & Black (Pantone® 172)
Joined Pac-12: 1915-16
All-Time Record: 1,745-1,350 (118 years)

President: Dr. Edward Ray
Faculty Rep: Dr. Colleen Bee
Athletic Director: Scott Barnes
SWA: Marianne Vydra

Head Coach: Wayne Tinkle
 (Montana '05)
Career Record: 233-174 (13 years)
OSU Record: 75-83 (5 years)
Pac-12 Record: 35-55 (5 years)
Office: (541) 737-2076
Fax: (541) 737-6179

Associate Head Coach: Kerry Rupp
Assistant Coaches: Stephen Thompson,
 Marlon Stewart

Basketball SID: Shawn Schoeffler
E-mail: shawn.schoeffler@oregonstate.edu
Office: (541) 737-8898
Cell: (541) 231-1430

Local Radio: KEJO (1240 AM)

Home Court: Gill Coliseum (9,301/1949)
Record in Gill: 630-322 (70 years)
Press Row Phone: (541) 737-3020
Press Will-Call: East side of Coliseum
Press Row Location: Front row of upper level, opposite team benches

RECORD HOLDERS

POINTS

Career: 2172 – Gary Payton, 1987-90
Season: 775 – Mel Counts, 1964
Game: 58 – Gary Payton vs. USC, 2/22/90

THREE-POINT FIELD GOALS

Career: 230 – Stephen Thompson Jr., 2016-19
Season: 82 – Gary Payton, 1989
Game: 7 – Four times. Last, Ahmad Starks at Kansas, 11/30/12

REBOUNDS

Career: 1375 – Mel Counts, 1962-64
Season: 489 – Mel Counts, 1964
Game: 36 – Swede Halbrook vs. Idaho, 2/15/55

ASSISTS

Career: 938 – Gary Payton, 1987-90
Season: 244 – Gary Payton, 1989
Game: 15 – Gary Payton vs. Arizona State, 11/30/89

STEALS

Career: 321 – Gary Payton, 1987-90
Season: 100 – Gary Payton, 1990
Game: 8 – Three times. Last, Jared Cunningham vs. Washington State, 3/4/10

BLOCKED SHOTS

Career: 184 – Eric Moreland, 2011-14
Season: 104 – Kylor Kelley, 2018-19
Game: 9 – Kylor Kelley, 12/17/18

OREGON STATE NUMERICAL ROSTER

No.	Name	Pos.	Ht.	Wt.	Yr.	Exp.	Hometown/Last School
0	Gianni Hunt	G	6-3	180	Fr.	HS	Lakewood, Calif./Bishop Montgomery HS
1	Sean Miller-Moore	G	6-5	200	Jr.	TR	Toronto, Ontario/Thornlea Secondary School/Moberly Area CC (Mo.)
2	Jarod Lucas	G	6-3	195	Fr.	HS	Hacienda Heights, Calif./Los Altos HS
3	Tres Tinkle*	F	6-7	225	Sr.	3L	Missoula, Mont./Hellgate HS
4	Alfred Hollins	F	6-6	205	Jr.	2L	San Francisco, Calif./Hillcrest Prep
5	Ethan Thompson	G	6-5	195	Jr.	2L	Los Angeles, Calif./Bishop Montgomery HS
11	Zach Reichle	G	6-5	205	Jr.	2L	Wilsonville, Ore./Wilsonville HS
12	Roman Silva	C	7-1	265	Jr.	JC	Rancho Cucamonga, Calif./Diamond Ranch HS/San Bernardino Valley College
13	Antoine Vernon	G	6-0	175	So.	1L	Hamilton, Ontario/The RISE Centre Academy
15	Payton Dastrup	F	6-10	240	Jr.	TR	Mesa, Ariz./Mountain View HS/BYU
22	Julien Franklin	G	6-7	200	Fr.	HS	Brea, Calif./Villa Park HS
23	Joey Potts^	F	6-10	200	Jr.	TR	Petaluma, Calif./Petaluma HS/College of Marin
24	Kylor Kelley	F	7-0	215	Sr.	1L	Gervais, Ore./Gervais HS/Lane CC
35	Dearon Tucker	F	6-10	240	Fr.	HS	Dallas, Texas/Legacy Early College
44	Isaac Barnes*^	F	6-8	225	So.	1L	Pittsburgh, Pa./North Allegheny HS

*- Has used redshirt year. ^ - Walk-on. Returning starter in **bold**.



HEAD COACH - WAYNE TINKLE

- Led OSU to a tie for fourth in the Pac-12 in 2018-19, its best since winning a share of the Conference title in 1989-90.
- In second season in Corvallis in 2015-16, led OSU to its first NCAA Tournament appearance in 26 seasons (1990) and best league mark since 1992-93.
- In eight seasons with Montana, Tinkle captured Big Sky regular season titles in 2010, 2012 and 2013 and Big Sky Tournament championships in 2012 and 2013.
- Led the Grizzlies to four consecutive postseason trips, including the NCAA Tournament in 2010, 2012 and 2013.
- Was named the Big Sky Coach of the Year after the 2011-12 and 2012-13 seasons and also earned NABC Division I All-District 6 Coach of the Year honors in 2012.

TINKLE YEAR-BY-YEAR

Year	School	ALL		CONFERENCE			POSTSEASON	
		W-L		W-L	Fin.	Conf.	NCAA	Other
2006-07	Montana	17-15		10-6	3rd	Big Sky		
2007-08	Montana	14-16		8-8	T4th	Big Sky		
2008-09	Montana	17-12		11-5	T2nd	Big Sky		
2009-10	Montana	22-10		10-6	T3rd	Big Sky	0-1	
2010-11	Montana	21-11		12-4	2nd	Big Sky		0-1 (CBI)
2011-12	Montana	25-7		15-1	1st	Big Sky	0-1	
2012-13	Montana	25-7		19-1	1st	Big Sky	0-1	
2013-14	Montana	17-13		12-8	T2nd	Big Sky		
<i>Montana totals (8 years)</i>		<i>158-91 (.635)</i>		<i>97-39 (.713)</i>			<i>0-3 (.000)</i>	<i>0-1 (.000)</i>
2014-15	Oregon State	17-14		8-10	7th	Pac-12		
2015-16	Oregon State	19-13		9-9	T6th	Pac-12	0-1 (.000)	
2016-17	Oregon State	5-27		1-17	12th	Pac-12		
2017-18	Oregon State	16-16		7-11	10th	Pac-12		
2018-19	Oregon State	18-13		10-8	T4th	Pac-12		
<i>Oregon State totals (5 years)</i>		<i>75-83 (.475)</i>		<i>35-55 (.389)</i>			<i>0-1 (.000)</i>	
Career totals (13 years)		233-174 (.572)		132-94 (.584)			0-4 (.000)	0-1 (.000)

2019-20 SCHEDULE

November
 Tues., 5 CSUN 8:00 p.m. PAC12
 Sat., 9 IOWA STATE 1:30 p.m. PAC12
 Tues., 12 vs. Oklahoma (1) 8:00 p.m. ESPN2
 Sat., 16 at Wyoming 6:00 p.m. Stad/FB
 Wed., 20 UC SANTA BARBARA 7:00 p.m. PAC12
 Sat., 23 GRAMBLING STATE 11:30 a.m. PAC12
 Wed., 27 vs. San Jose State (2) 8:00 p.m. FS1

December
 Sun., 1 PORTLAND STATE 3:00 p.m. PAC12
 Sat., 14 ARKANSAS-PINE BLUFF 2:30/3 p.m. PAC12
 Wed., 18 vs. UTSA (3) TBD TBD
 Sat., 21 at Texas A&M TBD TBD

January
 Thurs., 2 at Utah* 5:30 p.m. PAC12
 Sun., 5 at Colorado* 3:00 p.m. ESPNU
 Thurs., 9 ARIZONA STATE* 8:00 p.m. ESPN2/U
 Sun., 12 ARIZONA* 7:00 p.m. FS1
 Thurs., 16 at Washington* 8:00 p.m. FS1
 Sat., 18 at Washington State* 1:00 p.m. PAC12
 Thurs., 23 UCLA* 8:00 p.m. FS1
 Sat., 25 USC* 2:00 p.m. PAC12
 Thurs., 30 at Stanford* 8:00 p.m. PAC12

February
 Sat., 1 at California* 1:00 p.m. PAC12
 Sat., 8 OREGON* 7:30 p.m. PAC12
 Thurs., 13 UTAH* 6:00 p.m. PAC12
 Sat., 15 COLORADO* 7:00 p.m. FS1
 Thurs., 20 at Arizona* 5:00 p.m. PAC12
 Sat., 22 at Arizona State* 5:00 p.m. ESPN2/U
 Thurs., 27 at Oregon* 8:00 p.m. ESPN2

March
 Thurs., 5 STANFORD* 6:00 p.m. PAC12
 Sat., 7 CALIFORNIA* 1:30 p.m. PAC12
 11-14 Pac-12 Tournament (4)

(1) Phil Knight Invitational, Portland, Ore. (Moda Center)
 (2) Las Vegas Classic, Las Vegas, Nev. (Orleans Arena)
 (3) Battleground 2k19, Houston, Texas (Toyota Center)
 (4) Las Vegas, Nev. (T-Mobile Arena)

* Pac-12 Game
 Game times PT

**2018-19 RESULTS
(18-13, 10-8)**

NOVEMBER
 Tues., 6 UC RIVERSIDE W, 72-59
 Sat., 10 WYOMING W, 83-64
 Fri., 16 vs. Old Dominion (1) W, 61-56
 Sun., 18 vs. Missouri (1) L, 63-69
 Mon., 19 vs. Pennsylvania (1) W, 74-58
 Sun., 25 at Long Beach State W, 75-72

DECEMBER
 Sat., 1 MISSOURI STATE W, 101-77
 Sun., 9 at Saint Louis L, 61-65
 Sat., 15 vs. Texas A&M (2) L, 64-67
 Mon., 17 PEPPERDINE W, 82-67
 Fri., 21 KENT STATE L, 63-66
 Sat., 29 CENTRAL CONNECTICUT W, 80-59

JANUARY
 Sat., 5 at Oregon* W, 77-72
 Thurs., 10 USC* W, 79-74 (OT)
 Sun., 13 UCLA* W, 79-66
 Thurs., 17 at Arizona State* L, 67-70
 Sat., 19 at Arizona* L, 71-82
 Thurs., 24 WASHINGTON STATE* W, 90-77
 Sat., 26 WASHINGTON* L, 69-79
 Thurs., 31 at Colorado* W, 76-74

FEBRUARY
 Sat., 2 at Utah* W, 81-72
 Thurs., 7 STANFORD* L, 60-83
 Sat., 9 CALIFORNIA* W, 79-71
 Sat., 16 OREGON* W, 72-57
 Thurs., 21 at UCLA* L, 67-68
 Sat., 23 at USC* W, 67-62
 Thurs., 28 ARIZONA* L, 72-74

MARCH
 Sun., 3 ARIZONA STATE* L, 71-74
 Wed., 6 at Washington* L, 76-81 (OT)
 Sat., 9 at Washington State* W, 85-77
 Thurs., 14 vs. 5-Colorado (3) L, 58-73

(1) Paradise Jam, St. Thomas, U.S.V.I. (UVI Sports and Fitness Center)
 (2) Dam City Classic, Portland, Ore. (Moda Center)
 (3) Pac-12 Tournament, Las Vegas, Nev. (T-Mobile Arena)

* Pac-12 Game | Rankings listed are Associated Press.

RECENT FINISHES

Year	CONF.		ALL		Post.
	W-L	Fin.	W-L	Post.	
78-79	11-7	3	18-10	NIT	
79-80	16-2	1	26-4	NCAA	
80-81	17-1	1	26-2	NCAA	
81-82	16-2	1	25-5	NCAA	
82-83	12-6	3t	20-11	NIT	
83-84	15-3	1t	22-7	NCAA	
84-85	12-6	3t	22-9	NCAA	
85-86	8-10	5t	12-15		
86-87	10-8	3t	19-11	NIT	
87-88	12-6	2t	20-11	NCAA	
88-89	13-5	3t	22-8	NCAA	
89-90	15-3	1t	22-7	NCAA	
90-91	8-10	5t	14-14		
91-92	7-11	7	15-16		
92-93	9-9	5t	13-14		
93-94	2-16	10	6-21		
94-95	6-12	7	9-18		
95-96	2-16	10	4-23		
96-97	3-15	9	7-20		
97-98	3-15	9t	13-17		
98-99	7-11	7t	13-14		
99-00	5-13	8t	13-16		
00-01	4-14	9t	10-20		
01-02	4-14	9	12-17		
02-03	6-12	6t	13-15		
03-04	6-12	9	12-16		
04-05	8-10	5	17-15	NIT	
05-06	5-13	8t	13-18		
06-07	3-15	9	11-21		
07-08	0-18	10	6-25		
08-09	7-11	8	18-18	CBI*	
09-10	8-10	5t	14-18	CBI	
10-11	5-13	9	11-20		
11-12	7-11	8t	21-15	CBI	
12-13	4-14	11t	14-18		
13-14	8-10	10	16-16	CBI	
14-15	8-10	7	17-14		
15-16	9-9	6t	19-13	NCAA	
16-17	1-17	12	5-27		
17-18	7-11	10	16-16		
18-19	10-8	4t	18-13		

* - CBI Champions

2018-19 OREGON STATE STATISTICS (Overall: 18-13, Pac-12: 10-8/T-4th) - Returning players in **bold.**

Player	GP-GS	Min/Avg	TOTAL		3-PTS		REBOUNDS			PF-FO	A	TO	Blk	Stl	Pts	Avg		
			FG-A	Pct	3FG-A	Pct	FT-A	Pct	Off/Def								Tot	Avg
Tinkle, Tres	30-30	1092/36.4	215-445	.483	53-161	.329	141-183	.770	60/183	243	8.1	63-1	115	89	16	52	624	20.8
Thompson Jr., St.	31-31	1136/36.6	183-428	.428	61-198	.308	71-94	.755	28/102	130	4.2	58-0	100	62	4	48	498	16.1
Thompson, Ethan	31-31	1065/34.4	134-302	.444	42-117	.359	114-143	.797	37/119	156	5.0	81-2	120	75	14	29	424	13.7
Kelley, Kylor	31-25	729/23.5	100-153	.654	0-0	.000	38-62	.613	48/106	154	5.0	70-1	13	30	104	10	238	7.7
Rakocevic, Gligorije	26-8	397/15.3	54-91	.593	1-5	.200	25-35	.714	34/40	74	2.8	55-0	3	16	10	4	134	5.2
Hollins, Alfred	31-17	658/21.2	52-138	.377	12-52	.231	32-53	.604	34/81	115	3.7	60-0	38	45	7	18	148	4.8
Reichle, Zach	31-13	594/19.2	29-96	.302	24-74	.324	26-34	.765	13/50	63	2.0	58-1	43	32	1	16	108	3.5
Campbell, Jordan	6-0	21/3.5	5-8	.625	1-3	.333	1-2	.500	1/2	3	0.5	1-0	2	2	0	1	12	2.0
Vernon, Antoine	30-0	327/10.9	13-35	.371	9-21	.429	18-181	.000	4/19	23	0.8	32-0	25	15	0	7	53	1.8
Washington, Warren	27-0	210/7.8	15-28	.536	0-1	.000	6-12	.500	15/23	38	1.4	54-0	6	7	8	0	36	1.3
Blaser, Kye	4-0	3/0.8	0-1	.000	0-1	.000	0-0	.000	0/0	0	0.0	0-0	0	0	0	0	0	0.0
Glenzel, Eli	1-0	0/0.0	0-0	.000	0-0	.000	0-0	.000	0/1	1	1.0	0-0	0	0	0	0	0	0.0
Wilson, Jack	7-0	20/2.9	0-3	.000	0-0	.000	0-0	.000	1/0	1	0.1	4-0	0	1	0	0	0	0.0
TEAM									36/54	90	3.0			10				0
Total	31		800-1728	.463	203-633	.321	472-636	.742	311/780	1091	35.2	536-5	465	384	164	185	2275	73.4
Opponents	31		762-1764	.432	246-660	.373	395-591	.668	319/700	1019	32.9	601-15	398	369	84	188	2165	69.8



CARDINAL FACTS

Location: Stanford, CA 94305
Founded/Enrollment: 1891/16,336
Colors: Cardinal (Pantone® 201) & White
Joined Pac-12: 1916-17
All-Time Record: 1,532-1,160 (104 years)

President: Marc Tessier-Lavigne
Faculty Rep: Jeffrey Koseff
Athletic Director: Bernard Muir
SWA: Beth Goode

Head Coach: Jerod Haase (Kansas '97)
Career Record: 128-102 (7 years)
Stanford Record: 48-49 (3 years)
Pac-12 Record: 25-29 (3 years)
Office: (650) 723-0562
Fax: (650) 723-5739

Associate Head Coaches: Jeff Wulbrun, Adam Cohen
Assistant Coach: Jesse Pruitt

Basketball SID: Brian Risso (interim)
E-Mail: brisso@stanford.edu
Office: (650) 200-9513

Radio: Stanford Cardinal Sports Network
 (TuneIn/GoStanford.com)

Home Court: Maples Pavilion
 (7,329/1968)
Record in Maples: 539-218 (51 years)
Press Row Phone: (650) 200-9513
Press Will-Call: Southeast corner

RECORD HOLDERS

POINTS

Career: 2375 – Chasson Randle, 2011-15
Season: 734 – Adam Keefe, 1992
Game: 50 – Hank Luisetti vs. Duquesne, 1/1/38

THREE-POINT FIELD GOALS

Career: 304 – Chasson Randle, 2011-15
Season: 93 – Jeremy Green, 2010
Game: 8 – Twice; last, Julius Barnes vs. Rice, 11/24/02

REBOUNDS

Career: 1119 – Adam Keefe, 1989-92
Season: 355 – Adam Keefe, 1992
Game: 27 – Rich Kelley vs. Kentucky, 12/22/73

ASSISTS

Career: 780 – Brevin Knight, 1994-97
Season: 234 – Brevin Knight, 1997
Game: 16 – Mitch Johnson vs. Marquette, 3/22/08

STEALS

Career: 298 – Brevin Knight, 1994-97
Season: 83 – Brevin Knight, 1997
Game: 10 – Brevin Knight vs. McNeese State, 12/20/93

BLOCKED SHOTS

Career: 190 – Josh Huestis, 2010-14
Season: 85 – Curtis Borchardt, 2002
Game: 12 – Brook Lopez vs. USC, 1/25/07

STANFORD NUMERICAL ROSTER

No.	Name	Pos.	Ht.	Wt.	Yr.	Exp.	Hometown/Last School
1	Daejon Davis	G	6-3	185	Jr.	2L	Seattle, Wash./Garfield HS
2	Bryce Wills	G	6-6	195	So.	1L	White Plains, N.Y./Iona Preparatory School
3	Tyrell Terry	G	6-1	160	Fr.	HS	Minneapolis, Minn./DeLaSalle HS
4	Isaac White	G	6-2	180	Jr.	2L	Adelaide, Australia/Sacred Heart College HS
5	Kodye Pugh*#	F	6-8	205	R-Jr.	2L	Baltimore, Md./Blair Academy (N.J.)
11	Jaiden Delaire	F	6-9	200	So.	1L	North Granby, Conn./Granby Memorial
12	Keenan Fitzmorris*	C	7-0	210	R-Fr.	HS	Overland Park, Kan./New Hampton School (N.H.)
13	Oscar da Silva	F	6-9	225	Jr.	2L	Munich, Germany/Ludwig Gymnasium
14	Spencer Jones	F	6-7	195	Fr.	HS	Roeland Park, Kan./Bishop Miege HS
15	Rodney Herenton	G	6-1	185	Sr.	3L	Chicago, Ill./Stevenson HS
21	Neal Begovich^	F	6-9	220	Fr.	HS	San Francisco, Calif./St. Ignatius College Prep
22	James Keefe	F	6-9	200	Fr.	HS	Los Angeles, Calif./Loyola HS
24	Sam Beskind*	G	6-4	193	R-Fr.	HS	Tucson, Ariz./Catalina Foothills HS
32	Lukas Kisunas	F	6-10	245	So.	1L	Vilnius, Lithuania/Brewster Academy (N.H.)

* - Has used redshirt year. ^ - Walk-on. Returning starter in **bold**. # - Will sit the 2019-20 season.



HEAD COACH - JEROD HAASE

- In second season led Stanford to NIT berth and highest Pac-12 finish in a decade.
- Averaged 20 victories in four seasons at UAB, leading Blazers to 2015 NCAA Tournament, following assistant stints at alma mater Kansas and North Carolina.
- Played 1993 season at California alongside Jason Kidd, then transferred to Kansas for final three seasons of eligibility.
- Big Eight Newcomer of the Year and Second Team All-Big Eight as a sophomore in 1994-95, Big Eight All-Defensive Team as a junior in 1995-96. Started 99 of 101 games played in three seasons at KU, leading Jayhawks to 89 victories.
- Two-time national CoSIDA/GTE Academic All-American (1st Team in 1997, 2nd Team in 1996).

HAASE YEAR-BY-YEAR

Year	School	ALL W-L	CONFERENCE W-L
2012-13	UAB	16-17	7-9
2013-14	UAB	18-13	7-9
2014-15	UAB	20-16	12-6
2015-16	UAB	26-7	16-2
<i>UAB totals (4 years)</i>		<i>80-53 (.602)</i>	<i>42-26 (.618)</i>
2016-17	Stanford	14-17	6-12
2017-18	Stanford	19-16	11-7
2018-19	Stanford	15-16	8-10
<i>Stanford totals (3 years)</i>		<i>48-49 (.495)</i>	<i>25-29 (.463)</i>
Career totals (7 years)		128-102 (.557)	67-55 (.549)

Fin.	Conf.	POSTSEASON	
		NCAA	Other
T7th	CUSA		
T8th	CUSA		
T4th	CUSA	1-1	
1st	CUSA		0-1 (NIT)
		1-1 (.500)	0-1 (.000)
T9th	Pac-12		
T3rd	Pac-12		1-1 (NIT)
T8th	Pac-12		
			1-1 (.500)
		1-1 (.500)	1-2 (.333)



BRUIN FACTS

Location: Los Angeles, CA 90024
Founded/Enrollment: 1919/45,428
Colors: Blue & Gold
Joined Pac-12: 1927-28
All-Time Record: 1,892-856 (100 years)

Chancellor: Dr. Gene D. Block
Faculty Rep: Dr. Michael Teitell
Athletic Director: Dan Guerrero
SWA: Dr. Christina Rivera

Head Coach: Mick Cronin
 (Cincinnati '97)
Career Record: 365-171 (16 years)
UCLA Record: 0-0 (1st year)
Pac-12 Record: 0-0 (1st year)
Office: (310) 206-6276
Fax: (310) 206-3440

Associate Head Coach: Darren Savino
Assistant Coaches: Rod Palmer, Michael Lewis

Basketball SID: Alex Timiraos
E-mail: atimiraos@athletics.ucla.edu
Office: (310) 206-0524
Cell: (310) 847-9231

Local Radio: KLAC Sports (570 AM)

Home Court: Pauley Pavilion
 (13,800/1965)
Record in Pauley: 738-119 (53 years)
Press Row Phone: (310) 825-1899
Press Will-Call: Pauley Ticket Window
Press Row Location: Section 215, upstairs on south side

RECORD HOLDERS

POINTS
Career: 2608 – Don MacLean, 1989-92
Season: 870 – Lew Alcindor, 1967
Game: 61 – Lew Alcindor vs. Washington State, 2/25/67

THREE-POINT FIELD GOALS
Career: 329 – Bryce Alford, 2013-17
Season: 116 – Bryce Alford, 2017
Game: 9 – Four times. Last, Isaac Hamilton vs. Arizona State, 1/19/17

REBOUNDS
Career: 1370 – Bill Walton, 1972-74
Season: 506 – Bill Walton, 1973
Game: 28 – Willie Naulls vs. Arizona State, 1/28/56

ASSISTS
Career: 833 – Pooh Richardson, 1986-89
Season: 274 – Lonzo Ball, 2017
Game: 16 – Earl Watson vs. Maryland, 3/18/00

STEALS
Career: 235 – Earl Watson, 1998-2001
Season: 95 – Jordan Adams, 2014
Game: 11 – Tyus Edney vs. George Mason, 12/22/94

BLOCKED SHOTS
Career: 188 – Jelani McCoy, 1996-98
Season: 102 – Jelani McCoy, 1996
Game: 11 – Jelani McCoy vs. Maryland, 12/9/95

UCLA NUMERICAL ROSTER

No.	Name	Pos.	Ht.	Wt.	Yr.	Exp.	Hometown/Last School
0	Alex Olesinski*	F	6-10	225	R-Sr.	3L	Roswell, N.M./La Lumiere School [Ind.]
2	Cody Riley*	F	6-9	250	R-So.	1L	Kansas City, Kan./Sierra Canyon HS [Calif.]
3	Jules Bernard	G	6-6	205	So.	1L	Los Angeles, Calif./Windward School
4	Jaime Jaquez Jr.	G/F	6-6	215	Fr.	HS	Camarillo, Calif./Camarillo HS
5	Chris Smith	G	6-9	215	Jr.	2L	Chicago, Ill./Huntington Prep [W.Va.]
10	Tyger Campbell	G	5-11	180	R-Fr.	HS	Cedar Rapids, Iowa/La Lumiere School [Ind.]
13	Jake Kyman	G/F	6-6	215	Fr.	HS	Aliso Viejo, Calif./Santa Margarita Catholic HS
14	Kenneth Nwuba	F	6-9	250	So.	1L	Lagos, Nigeria/Huntington Prep [W.Va.]
15	Armani Dodson^	G	6-5	210	Sr.	3L	Fontana, Calif./Kaiser HS
20	Isaac Wulff^	G	6-3	185	R-Jr.	2L	Laguna Beach, Calif./Laguna Beach HS
22	Shareef O'Neal	F	6-9	220	R-Fr.	HS	Los Angeles, Calif./Crossroads School
23	Prince Ali*	G	6-4	195	R-Sr.	3L	The Bronx, N.Y./The Sagemont School [Fla.]
24	Jalen Hill*	F/C	6-10	245	R-So.	1L	Corona, Calif./Centennial HS
34	David Singleton	G	6-4	205	So.	1L	Los Angeles, Calif./Bishop Montgomery HS
43	Russell Stong^	G	6-2	185	So.	1L	Northridge, Calif./Crespi HS

* - Has used redshirt year. ^ - Walk-on. Returning starter in bold.



HEAD COACH - MICK CRONIN

- Named the 14th head coach in Bruin history on April 9, 2019.
- Has made 11 NCAA Tournament appearances in 16 seasons as a head coach, including a current streak of nine consecutive years at Cincinnati - one of six coaches nationally with such a streak.
- Currently leads the country for most NCAA Division I victories (365) among active coaches under the age of 50.
- Two-time conference coach of the year - Ohio Valley in 2006 and The American in 2014 - as well as the 2018 *Sporting News* National Coach of the Year.

ALFORD YEAR-BY-YEAR		ALL	CONFERENCE	POSTSEASON			
Year	School	W-L	W-L	Fin.	Conf.	NCAA	Other
2003-04	Murray State	28-6	14-2	2nd#	OVC	0-1	
2004-05	Murray State	17-11	11-5	T2nd	OVC		
2005-06	Murray State	24-7	17-3	1st#	OVC	0-1	
<i>Murray State totals (3 years)</i>		<i>69-24 (.742)</i>	<i>42-10 (.808)</i>			<i>0-2 (.000)</i>	
2006-07	Cincinnati	11-19	2-14	16th	Big East		
2007-08	Cincinnati	13-19	8-10	10th	Big East		0-1 (CBI)
2008-09	Cincinnati	18-14	8-10	T9th	Big East		
2009-10	Cincinnati	19-16	7-11	T11th	Big East		1-1 (NIT)
2010-11	Cincinnati	26-9	11-7	T6th	Big East	1-1	
2011-12	Cincinnati	26-11	12-6	T4th	Big East	2-1	
2012-13	Cincinnati	22-12	9-9	T9th	Big East	0-1	
2013-14	Cincinnati	27-7	15-3	T1st	AAC	0-1	
2014-15	Cincinnati	23-11	13-5	T3rd	AAC	1-1	
2015-16	Cincinnati	22-11	12-6	T3rd	AAC	0-1	
2016-17	Cincinnati	30-6	16-2	2nd	AAC	1-1	
2017-18	Cincinnati	31-5	16-2	1st#	AAC	1-1	
2018-19	Cincinnati	28-7	14-4	2nd#	AAC	0-1	
<i>Cincinnati totals (13 years)</i>		<i>296-147 (.668)</i>	<i>143-89 (.616)</i>			<i>6-9 (.400)</i>	<i>1-2 (.333)</i>
Career totals (16 years)		365-171 (.681)	185-99 (.651)			6-11 (.353)	1-2 (.333)

- Conference Tournament champions



TROJAN FACTS

Location: Los Angeles, CA 90089
Founded/Enrollment: 1880/47,500
Colors: Cardinal & Gold
 (Pantone® 201/123c)
Joined Pac-12: 1921-22
All-Time Record: 1,603-1,207 (113 years)

President: Dr. Carol Folt
Faculty Rep: Dr. Alan Green
Athletic Director: Lynn Swann
Interim SWA: Joyce Bell

Head Coach: Andy Enfield
 (Johns Hopkins, '91)
Career Record: 151-121 (8 years)
USC Record: 110-93 (6 years)
Pac-12 Record: 44-64 (6 years)
Office: (213) 740-3815
Fax: (213) 740-7586

Associate Head Coach: Jason Hart
Assistant Coaches: Chris Capko, Eric Mobley

Basketball SID: David Tuttle
E-mail: davidtut@usc.edu
Office: (213) 740-3806
Cell: (213) 725-3102

Local Radio: AM 790 KABC

Home Court: Galen Center (10,258/2006)
Record in Galen Center: 148-69 (13 yrs.)
Press Row Phones: (213) 740-3900
Press Will-Call: Southeast side of the building (off Flower Street)
Press Row Location: Southeast endzone

RECORD HOLDERS

POINTS

Career: 2048 – Harold Miner, 1990-92
Season: 789 – Harold Miner, 1992
Game: 45 – John Block vs. Washington, 2/11/66

THREE-POINT FIELD GOALS

Career: 245 – Elijah Stewart, 2015-18
Season: 93 – Phil Glenn, 1993
Game: 10 – Bennie Boatwright vs. California, 2/16/19

REBOUNDS

Career: 1067 – Ron Riley, 1970-72
Season: 398 – Ron Riley, 1971
Game: 28 – Twice. Last, David Bluthenthal vs. ASU, 1/20/00

ASSISTS

Career: 779 – Brandon Granville, 1999-2002
Season: 281 – Jordan McLaughlin, 2018
Game: 19 – Jordan McLaughlin vs. UC Santa Barbara, 12/17/17

STEALS

Career: 229 – Brandon Granville, 1999-2002
Season: 94 – Jeff Trepagnier, 2000
Game: 10 – Jeff Trepagnier vs. Utah State, 11/24/00

BLOCKED SHOTS

Career: 253 – Taj Gibson, 2007-2009
Season: 100 – Taj Gibson, 2009
Game: 8 – 3 times. Last, Avondre Jones Rhode Island, 12/30/95

USC NUMERICAL ROSTER

No.	Name	Pos.	Ht.	Wt.	Yr.	Exp.	Hometown/Last School
0	Talin Lewis^	G	6-4	180	So.	HS	Westlake Village, Calif./Oaks Christian School
1	Kyle Sturdivant	G	6-3	200	Fr.	HS	Norcross, Ga./Norcross HS
2	Jonah Mathews	G	6-3	205	Sr.	3L	Santa Monica, Calif./Santa Monica HS
3	Elijah Weaver	G	6-6	210	So.	1L	Cocoa, Fla./Rockledge HS
4	Daniel Utomi	G	6-6	225	R-Sr.	TR	Houston, Texas/Westside HS/Akron
5	Charles "Chuck" O'Bannon Jr.*	G	6-6	220	R-So.	1L	Compton, Calif./Bishop Gorman HS (Nev.)
10	Quinton Adlesh	G	6-1	200	R-Sr.	TR	Arroyo Grande, Calif./Mission College Prep/Columbia
14	McKay Anderson^	G	6-5	190	Sr.	TR	La Canada, Calif./La Verne Lutheran/Southern Utah/Pasadena City College
15	Isaiah Mobley	F	6-10	235	Fr.	HS	Murrieta, Calif./Rancho Christian HS
20	Ethan Anderson	G	6-1	210	Fr.	HS	Los Angeles, Calif./Fairfax HS
21	Onyeka Okongwu	F	6-9	245	Fr.	HS	Chino, Calif./Chino Hills HS
22	Drake London	G	6-5	205	Fr.	HS	Moorpark, CA/Moorpark HS
23	Max Agbonkpolo	F	6-8	190	Fr.	HS	Laguna Niguel, Calif./Santa Margarita HS
30	Noah Baumann#	G	6-6	215	Jr.	TR	Phoenix, Ariz./Desert Vista HS/San Jose State
31	Nick Rakocevic	F	6-11	225	Sr.	3L	Chicago, Ill./St. Joseph's HS

* - Has used redshirt year. ^ - Walk-on. Returning starter in **bold**. # - Will sit the 2019-20 season.



HEAD COACH - ANDY ENFIELD

- Named USC's head coach on April 1, 2013.
- From 2015-18, led the Trojans to 71 victories, including a school-record 26 in 2016-17, and three consecutive postseason appearances (2 NCAA, 1 NIT) for the first time since 1991-93.
- Enjoyed two historic seasons at Florida Gulf Coast, tallied a 41-28 record including a school-record 26 victories and an Atlantic Sun Championship title in 2012-13.
- Guided FGCU to the 2013 NCAA Tournament Sweet 16, the first-ever No. 15 seed to do so in the history of the NCAA Division I Championship.
- Third Team NABC All-American (1991) and two-time First Team CoSIDA/GTE Academic All-American (1990-91) as student-athlete at Johns Hopkins.

ENFIELD YEAR-BY-YEAR

Year	School	ALL W-L	CONFERENCE W-L
2011-12	Florida Gulf Coast	15-17	8-10
2012-13	Florida Gulf Coast	26-11	13-5
<i>FGCU totals (2 years)</i>		<i>41-28 (.594)</i>	<i>21-15 (.583)</i>
2013-14	USC	11-21	2-16
2014-15	USC	12-20	3-15
2015-16	USC	21-13	9-9
2016-17	USC	26-10	10-8
2017-18	USC	24-12	12-6
2018-19	USC	16-17	8-10
<i>USC totals (6 years)</i>		<i>110-93 (.542)</i>	<i>44-64 (.407)</i>
Career totals (8 years)		151-121 (.555)	65-79 (.451)

ALL CONFERENCE

ALL W-L	CONFERENCE W-L	Fin.	Conf.	POSTSEASON NCAA	Other
15-17	8-10	T5th	A-Sun		
26-11	13-5	2nd	A-Sun	2-1	
<i>41-28 (.594)</i>		<i>21-15 (.583)</i>		<i>2-1 (.667)</i>	<i>0-0</i>
11-21	2-16	12th	Pac-12		
12-20	3-15	12th	Pac-12		
21-13	9-9	T6th	Pac-12	0-1	
26-10	10-8	T5th	Pac-12	2-1	
24-12	12-6	2nd	Pac-12		1-1 (NIT)
16-17	8-10	T8th	Pac-12		
<i>110-93 (.542)</i>		<i>44-64 (.407)</i>		<i>2-2 (.500)</i>	<i>1-1 (.500)</i>
151-121 (.555)		65-79 (.451)		4-3 (.571)	1-1 (.500)

POSTSEASON

CONF.	NCAA	Other
A-Sun		
A-Sun	2-1	
<i>2-1 (.667)</i>		<i>0-0</i>
Pac-12		
Pac-12		
Pac-12	0-1	
Pac-12	2-1	
Pac-12		1-1 (NIT)
Pac-12		
<i>2-2 (.500)</i>		<i>1-1 (.500)</i>
4-3 (.571)		1-1 (.500)



UTE FACTS

Location: Salt Lake City, UT 84112
Founded/Enrollment: 1850/32,061
Colors: Crimson (Pantone® 187) & White
Joined Pac-12: 2011-12
All-Time Record: 1,819-1,004 (111 years)

President: Dr. Ruth V. Watkins
Faculty Rep: Karen Paisley
Athletic Director: Mark Harlan
SWA: Nona Richardson

Head Coach: Larry Krystkowiak
 (Montana '96)
Career Record: 197-131 (10 years)
Utah Record: 155-111 (8 years)
Pac-12 Record: 76-68 (8 years)
Office: (801) 581-5451
Fax: (801) 581-4358

Associate Head Coach: Tommy Connor
Assistant Coaches: Andy Hill, Henry Martinez

Basketball SID: John Vu
E-mail: jvu@huntsman.utah.edu
Office: (801) 581-3511
Cell: (714) 728-9163

Local Radio: KALL, ESPN 700 AM

Home Court: Jon M. Huntsman Center
 (15,000/1969)
Record in Huntsman Center: 631-157 (49 yrs.)
Press Row Phones: (801) 581-6657
Press Will-Call: Ticket office, Southeast corner of Huntsman Center
Press Row Location: Top of lower bowl, south side, midcourt

RECORD HOLDERS

POINTS

Career: 2542 – Keith Van Horn, 1993-97
Season: 1009 – Billy McGill, 1962
Game: 60 – Billy McGill vs. Brigham Young, 2/24/62

THREE-POINT FIELD GOALS

Career: 287 – Nick Jacobson, 2000-04
Season: 99 – Nick Jacobson, 2004
Game: 8 – Johnnie Bryant vs. TCU, 2/26/08

REBOUNDS

Career: 1106 – Billy McGill, 1959-62
Season: 430 – Billy McGill, 1961
Game: 24 – Billy McGill vs. UCLA, 12/29/61

ASSISTS

Career: 778 – Jeff Jonas, 1973-77
Season: 309 – Jeff Jonas, 1977
Game: 16 – Scott Jones vs. Brigham Young, 1/12/74

STEALS

Career: 254 – Andre Miller, 1995-99
Season: 84 – Andre Miller, 1999
Game: 8 – Brandon Jessie vs. San Diego State, 1/15/96

BLOCKED SHOTS

Career: 219 – David Foster, 2006-07, 2009-2013
Season: 115 – David Foster, 2010
Game: 10 – David Foster at Weber State, 12/2/09

UTAH NUMERICAL ROSTER

No.	Name	Pos.	Ht.	Wt.	Yr.	Exp.	Hometown/Last School
0	Luc Krystkowiak	F	6-4	190	Fr.	HS	Salt Lake City, Utah/Brighton HS
1	Timmy Allen	F	6-6	205	So.	1L	Mesa, Ariz./Red Mountain HS
2	Matt Van Komen	C	7-4	240	Fr.	HS	Pleasant Grove, Utah/Pleasant Grove HS
5	Jaxon Brenchley	G	6-5	190	Fr.	HS	Providence, Utah/Ridgeline HS
10	Brandon Haddock^	G	6-0	170	Fr.	HS	Southlake, Texas/Carroll HS
11	Both Gach	F	6-7	190	So.	1L	Austin, Minn./Arizona Compass Prep
13	Elias Ballstaedt^	G	6-5	190	Fr.	HS	Heber City, Utah/Wasatch HS
14	Brooks King^	G	6-3	180	So.	1L	Boise, Idaho/Centennial HS
15	Rylan Jones	G	6-1	175	Fr.	HS	Salt Lake City, Utah/Olympus HS
20	Mikael Jantunen	F	6-8	220	Fr.	HS	Helsinki, Finland/Helsinki Basketball Academy
21	Riley Battin	F	6-9	235	So.	1L	Oak Park, Calif./Oak Park HS
25	Alfonso Plummer	G	6-1	175	Jr.	TR	Fajardo, Puerto Rico/Arizona Western College
30	Brendan Wenzel	G	6-6	195	Fr.	HS	San Antonio, Texas/O'Connor HS
32	Lahat Thioune*	F	6-10	220	R-Fr.	HS	Dakar, Senegal/Florida Prep
35	Branden Carlson	F	7-0	220	Fr.	HS	South Jordan, Utah/Bingham HS
40	Marc Reininger^	F	6-9	230	Sr.	3L	Monument, Colo./Regis Jesuit HS
45	Hunter Mecum	G	6-7	240	Fr.	HS	Lakewood, Calif./Mayfair HS

* - Has used redshirt year. ^ - Walk-on. Returning starter in **bold**.



HEAD COACH - LARRY KRYSWKOWIAK

- Has led Utah to five straight top-4 league finishes, the only Pac-12 program to accomplish the feat.
- Guided the Utes to five consecutive 20-win seasons and postseason bids from 2014-18, including the 2015 NCAA Sweet 16 and 2018 NIT title game.
- Went 42-20 in his first collegiate coaching job at his alma mater Montana, capturing both Big Sky Tournament championships in his two-year tenure.
- Enjoyed a nine-year NBA playing career after being selected in the second round of the 1986 NBA Draft by the Chicago Bulls.
- The only three-time Player of the Year in Big Sky Conference history and a two-time CoSIDA/GTE Academic All-American at Montana.

KRYSTKOWIAK YEAR-BY-YEAR		ALL	CONFERENCE	POSTSEASON			
Year	School	W-L	W-L	Fin.	Conf.	NCAA	Other
2004-05	Montana	18-13	9-5	T2nd	Big Sky	0-1	
2005-06	Montana	24-7	10-4	2nd	Big Sky	1-1	
<i>Montana totals (2 years)</i>		<i>42-20 (.677)</i>	<i>19-9 (.679)</i>			<i>1-2 (.333)</i>	<i>0-0</i>
2011-12	Utah	6-25	3-15	11th	Pac-12		
2012-13	Utah	15-18	5-13	10th	Pac-12		
2013-14	Utah	21-12	9-9	T8th	Pac-12		0-1 (NIT)
2014-15	Utah	26-9	13-5	T2nd	Pac-12	2-1	
2015-16	Utah	27-9	13-5	2nd	Pac-12	1-1	
2016-17	Utah	20-12	11-7	4th	Pac-12		0-1 (NIT)
2017-18	Utah	23-12	11-7	T3rd	Pac-12		4-1 (NIT)
2018-19	Utah	17-14	11-7	3rd	Pac-12		
<i>Utah totals (8 years)</i>		<i>155-111 (.582)</i>	<i>76-68 (.528)</i>			<i>3-2 (.600)</i>	<i>4-3 (.571)</i>
Career totals (10 years)		197-131 (.601)	95-77 (.552)			4-4 (.500)	4-3 (.571)



HUSKY FACTS

Location: Seattle, WA 98195
Founded/Enrollment: 1861/44,786
Colors: Purple & Gold
 (Pantone® 5265/7502)
Joined Pac-12: 1915-16
All-Time Record: 1,792-1,184 (117 years)

President: Ana Mari Cauce
Faculty Rep: Dr. Alexes Harris
Athletic Director: Jen Cohen
SWA: Erin O'Connell

Head Coach: Mike Hopkins
 (Syracuse '93)

Career Record: 48-22 (2 years)
UW Record: 48-22 (2 years)
Pac-12 Record: 25-11 (2 years)
Office: (206) 543-2210

Assistant Coaches: Cameron Dollar, Dave Rice, Will Conroy

Basketball SID: Ashley Walker
E-mail: awalker1@uw.edu
Cell: (206) 240-3899

Local Radio: KOMO (1000 AM/97.7 FM)

Home Court: Alaska Airlines Arena
 (10,000/1927)

Record in Alaska Airlines Arena:
 1005-356 (92 years)

Press Row Phone: 206/543-2230

Press Will-Call: Southeast

Press Row Location: South side, concourse level

RECORD HOLDERS

POINTS

Career: 2073 – Chris Welp, 1984-87
Season: 846 – Bob Houbregs, 1953
Game: 49 – Bob Houbregs vs. Idaho, 1/10/53

THREE-POINT FIELD GOALS

Career: 301 – C.J. Wilcox, 2011-14
Season: 90 – C.J. Wilcox, 2014
Game: 9 – Ryan Appleby at Oregon State, 2/16/08

REBOUNDS

Career: 1283 – Jon Brockman, 2006-09
Season: 391 – Jon Brockman, 2009
Game: 30 – Ed Corell vs. Oregon, 2/24/62

ASSISTS

Career: 515 – Will Conroy, 2002-05
Season: 219 – Will Conroy, 2005
Game: 16 – Rafael Stone vs. Cal, 2/20/70

STEALS

Career: 205 – Matisse Thybulle, 2016-18
Season: 101 – Matisse Thybulle, 2018
Game: 9 – Jason Hamilton vs. Eastern Washington, 11/28/95

BLOCKED SHOTS

Career: 186 – Chris Welp, 1984-87
Season: 88 – Malik Dime, 2015-16
Game: 8 – Robert Upshaw vs. San Jose State, 11/27/14

WASHINGTON NUMERICAL ROSTER

No.	Name	Pos.	Ht.	Wt.	Yr.	Exp.	Hometown/Last School
1	Nate Roberts	F	6-10	235	R-Fr.	HS	Washington, D.C./Brewster Academy (N.H.)
4	Jaden McDaniels	F	6-9	200	Fr.	HS	Seattle, Wash./Federal Way HS
5	Jamal Bey	G	6-6	200	So.	1L	Las Vegas, Nev./Bishop Gorman HS
10	Elijah Hardy	G	6-2	170	So.	1L	Oakland, Calif./Bishop O'Dowd HS
11	Nahziah Carter	F	6-6	205	Jr.	2L	Rochester, N.Y./Bishop Kearney HS
12	Jason Crandall [^]	G	6-0	155	R-Jr.	2L	Issaquah, Wash./Issaquah HS
13	Hameir Wright	F	6-9	220	Jr.	2L	Albany, N.Y./Albany Academy
14	Sam Timmins	F	6-11	265	Sr.	3L	Dunedin, New Zealand
15	Marcus Tsohonis	G	6-3	185	Fr.	HS	Portland, Ore./Jefferson HS
20	Quin Barnard [^]	G	6-0	175	R-Jr.	2L	Bellevue, Wash./O'Dea HS
21	RaeQuan Battle	F	6-5	175	Fr.	HS	Tulalip, Wash./Marysville-Pilchuck HS
23	Bryan Penn-Johnson	C	7-0	245	R-Fr.	1L	Long Beach, Calif./Wasatch Academy (Utah)
24	Jonah Geron [^]	G	6-5	175	R-Fr.	HS	Fresno, Calif./San Joaquin HS
30	Travis Rice [^]	G	6-2	185	R-Jr.	2L	Las Vegas, Nev./Bishop Gorman HS/Northern Arizona
32	Noah Neubauer [^]	G	6-3	185	R-Fr.	HS	Seattle, Wash./Garfield HS
33	Isaiah Stewart	F	6-9	240	Fr.	HS	Rochester, N.Y./La Lumiere School (Ind.)
34	Reagan Lundeen [^]	F	6-6	230	So.	1L	Santa Ana, Calif./Mater Dei HS
35	J'Raan Brooks [#]	F	6-9	220	So.	TR	Seattle, Wash./Garfield HS/USC
52	Riley Sorn	C	7-4	245	R-Fr.	HS	Richland, Wash./Richland HS
55	Quade Green	G	6-0	170	So.	TR	Philadelphia, Pa./Neumann-Goretti HS/Kentucky

* - Has used redshirt year. ^ - Walk-on. Returning starter in **bold**. # - Will sit the 2019-20 season.



HEAD COACH - MIKE HOPKINS

- First coach in Conference history to earn John R. Wooden Pac-12 Coach of the Year honors in first two seasons with a program. Helped UW to first Pac-12 regular-season crown since 2012 and first NCAA Tournament since 2011 in 2018-19.
- Spent 22 seasons as assistant coach at Syracuse, helping the Orange to 16 NCAA Tournaments, including the 2003 NCAA National Championship, four Final Fours, five Elite Eights and 10 Sweet 16s.
- Court coach for nine various Team USA coaching staffs, winning six titles, including gold medals at the 2014 World Championships and 2016 Summer Olympics.
- Native of San Mateo, Calif., who won state championship at Mater Dei High School in 1987. Played 111 career games at Syracuse from 1989-93.

HOPKINS YEAR-BY-YEAR		ALL	CONFERENCE	POSTSEASON			
Year	School	W-L	W-L	Fin.	Conf.	NCAA	Other
2017-18	Washington	21-13	10-8	T6th	Pac-12		1-1 (.500)
2018-19	Washington	27-9	15-3	1st	Pac-12	1-1 (.500)	1-1 (.500)
<i>Washington totals (2 years)</i>		<i>48-22 (.686)</i>	<i>25-11 (.694)</i>			<i>1-1 (.500)</i>	<i>1-1 (.500)</i>
Career totals (2 years)		48-22 (.686)	25-11 (.694)			1-1 (.500)	1-1 (.500)

2019-20 SCHEDULE

November			
Fri., 8	vs. Baylor (1)	6:30 p.m.	ESPN
Tues., 12	MOUNT ST. MARY'S	6:00 p.m.	PAC12
Sat., 16	vs. Tennessee (2)	2:00 p.m.	ESPN/TSN
Tues., 19	MAINE	8:00 p.m.	PAC12
Fri., 22	MONTANA	8:00 p.m.	PAC12
Sun., 24	SAN DIEGO	7:30 p.m.	PAC12
December			
Mon., 2	SOUTH DAKOTA	7:30 p.m.	PAC12
Wed., 4	EASTERN WASHINGTON	7:00 p.m.	PAC12
Sun., 8	GONZAGA	4:00 p.m.	ESPN2
Tues., 17	SEATTLE	8:00 p.m.	PAC12
Sun., 22	vs. Ball State (3)	6:30 p.m.	ESPN2
Mon., 23	vs. Hawai'i/UTEP (3)	8/10:30 p.m.	ESPN2/U
Wed., 25	vs. TBD (3)	TBD	ESPN2/U
January			
Thurs., 2	UCLA*	7:00 p.m.	FS1
Sat., 5	USC*	7:00 p.m.	FS1
Thurs., 9	at Stanford*	6:00 p.m.	FS1
Sat., 11	at California*	5:00 p.m.	PAC12
Thurs., 16	OREGON STATE*	8:00 p.m.	FS1
Sat., 18	OREGON*	12:45 p.m.	CBS
Thurs., 23	at Utah*	5:00 p.m.	PAC12
Sat., 25	at Colorado*	6:00 p.m.	FS1
Thurs., 30	ARIZONA*	6:00 p.m.	ESPN2
February			
Sat., 1	ARIZONA STATE*	7:30 p.m.	PAC12
Sun., 9	at Washington State*	3:00 p.m.	ESPN2
Thurs., 13	at USC*	6:00 p.m.	ESPN/2
Sat., 15	at UCLA*	7:00 p.m.	ESPN2/U
Thurs., 20	STANFORD*	7:00 p.m.	PAC12
Sat., 22	CALIFORNIA*	3:00 p.m.	PAC12
Fri., 28	WASHINGTON STATE*	6:00 p.m.	FS1
March			
Thurs., 5	at Arizona State*	6:00 p.m.	ESPN/2
Sat., 7	at Arizona*	7:00 p.m.	ESPN/2
11-14	Pac-12 Tournament (4)		

- (1) Armed Forces Classic, Anchorage, Alaska (Alaska Airlines Center)
 (2) James Naismith Classic, Toronto, Canada (Scotiabank Arena)
 (3) Diamond Head Classic, Honolulu, Hawai'i (Sheriff Center)
 (4) Las Vegas, Nev. (T-Mobile Arena)

* Pac-12 Game
 Game times PT

2018-19 RESULTS
 (27-9, 15-3)

NOVEMBER			
Tues., 6	WESTERN KENTUCKY	W, 73-55	
Fri., 9	at #11 Auburn	L, 66-88	
Mon., 12	SAN DIEGO	W, 66-63	
Sun., 18	vs. Santa Clara (1)	W, 82-68	
Tues., 20	vs. Texas A&M (1)	W, 71-67	
Wed., 21	vs. Minnesota (1)	L, 66-68	
Tues., 27	EASTERN WASHINGTON	W, 83-59	
DECEMBER			
Sun., 2	UC SANTA BARBARA	W, 67-63	
Wed., 5	at #1 Gonzaga	L, 79-81	
Sun., 9	SEATTLE	W, 70-62	
Sat., 15	vs. #13 Virginia Tech (2)	L, 61-73	
Fri., 21	SACRAMENTO STATE	W, 57-41	
JANUARY			
Tues., 1	CAL STATE FULLERTON	W, 84-76	
Sat., 5	WASHINGTON STATE*	W, 85-67	
Thurs., 10	at Utah*	W, 69-53	
Sat., 12	at Colorado*	W, 77-70	
Thurs., 17	STANFORD*	W, 80-64	
Sat., 19	CALIFORNIA*	W, 71-52	
Thurs., 24	at Oregon*	W, 61-56	
Sat., 26	at Oregon State*	W, 79-69	
Wed., 30	USC*	W, 75-62	
FEBRUARY			
Sat., 2	UCLA*	W, 69-55	
Thurs., 7	at Arizona*	W, 67-60	
Sat., 9	at Arizona State*	L, 63-75	
Sat., 16	at Washington State*	W, 72-70	
Wed., 20	UTAH*	W, 62-45	
Sat., 23	COLORADO*	W, 64-55	
Thurs., 28	at California*	L, 73-76	
MARCH			
Sun., 3	at Stanford*	W, 62-61	
Wed., 6	OREGON STATE*	W, 81-76 (OT)	
Sat., 9	OREGON*	L, 47-55	
Thurs., 14	vs. 8-USC (3)	W, 78-75	
Fri., 15	vs. 5-Colorado (3)	W, 66-61	
Sat., 16	vs. 6-Oregon (3)	L, 48-68	
Fri., 22	vs. 8-#25 Utah State (4)	W, 78-61	
Sun., 24	vs. 1-#3 North Carolina (4)	L, 59-81	

- (1) Vancouver Showcase, Vancouver, B.C. (Vancouver Convention Centre)
 (2) Boardwalk Classic, Atlantic City, N.J. (Boardwalk Hall)
 (3) Pac-12 Tournament, Las Vegas, Nev. (T-Mobile Arena)
 (4) NCAA Tournament Midwest Region First and Second Rounds, Columbus, Ohio (Nationwide Arena)

* Pac-12 Game | Rankings listed are Associated Press.

RECENT FINISHES

Year	CONF.		ALL		Post.
	W-L	Fin.	W-L		
78-79	6-12	8t	11-16		
79-80	9-9	5	18-10		NIT
80-81	8-10	5t	14-13		
81-82	11-7	4	19-10		NIT
82-83	7-11	6t	16-15		
83-84	15-3	1t	24-7		NCAA*
84-85	13-5	1t	22-10		NCAA
85-86	13-5	2	19-12		NCAA
86-87	10-8	3t	20-15		NIT
87-88	5-13	8t	10-19		
88-89	8-10	6	12-16		
89-90	5-13	9	11-17		
90-91	5-13	10	14-14		
91-92	5-13	8	12-17		
92-93	7-11	8	13-14		
93-94	3-15	9	5-22		
94-95	5-13	7t	9-18		
95-96	9-9	5t	16-12		NIT
96-97	10-8	6	17-11		NIT
97-98	11-7	4	20-10		NCAA*
98-99	10-8	4	17-12		NCAA
99-00	5-13	8t	10-20		
00-01	4-14	9t	10-20		
01-02	5-13	8	11-18		
02-03	5-13	9	10-17		
03-04	12-6	2	19-12		NCAA
04-05	14-4	2^	29-6		NCAA*
05-06	13-5	2	26-7		NCAA*
06-07	8-10	7	19-13		
07-08	7-11	8	16-17		CBI
08-09	14-4	1	26-9		NCAA
09-10	11-7	3^	26-10		NCAA*
10-11	11-7	3^	24-11		NCAA
11-12	14-4	1	24-11		NIT
12-13	9-9	6t	18-16		NIT
13-14	9-9	8t	17-15		
14-15	5-13	11	16-15		
15-16	9-9	6t	19-15		NIT
16-17	2-16	11	9-22		
17-18	10-8	6t	21-13		NIT
18-19	15-3	1	27-9		NCAA

^ - Pac-10 Tournament Champion
 * - NCAA Sweet 16

2018-19 WASHINGTON STATISTICS (Overall: 27-9, Pac-12: 15-3/1st) - Returning players in bold.

Player	GP-GS	Min/Avg	TOTAL		3-PTS		REBOUNDS		PF-FO	A TO	Blk	Stl	Pts	Avg				
			FG-A	Pct	3FG-A	Pct	FT-A	Pct							Off/Def	Tot	Avg	
Nowell, Jaylen	36-36	1240/34.4	218-434	.502	51-116	.440	95-122	.779	35/155	190	5.3	81-0	112	106	9	46	582	16.2
Dickerson, Noah	36-33	933/25.9	145-261	.556	0-1	.000	154-224	.688	87/183	270	7.5	106-4	32	91	22	37	444	12.3
Crisp, David	36-36	1189/33.0	150-366	.410	74-198	.374	66-103	.641	15/61	76	2.1	78-1	97	71	2	36	440	12.2
Thybulle, Matisse	36-36	1119/31.1	112-270	.415	46-151	.305	57-67	.851	27/84	111	3.1	100-3	77	66	82	126	327	9.1
Carter, Nahziah	36-0	739/20.5	109-228	.478	22-71	.310	51-80	.638	35/53	88	2.4	67-0	31	37	6	16	291	8.1
Green, Dominic	36-6	811/22.5	74-207	.357	59-168	.351	14-18	.778	23/73	96	2.7	40-0	25	27	9	23	221	6.1
Wright, Hameir	32-26	573/17.9	29-107	.271	14-58	.241	17-24	.708	19/56	75	2.3	89-4	28	34	45	17	89	2.8
Timmins, Sam	36-7	374/10.4	31-50	.620	0-0	.000	8-22	.364	36/42	78	2.2	63-2	9	27	25	12	70	1.9
Hardy, Elijah	11-0	18/1.6	5-10	.500	3-6	.500	0-0	.000	0/0	0	0.0	2-0	0	2	0	1	13	1.2
Bey, Jamal	30-0	186/6.2	9-20	.450	4-10	.400	7-13	.538	2/16	18	0.6	23-0	8	5	3	8	29	1.0
Lundeen, Reagan	4-0	5/1.3	0-0	.000	0-0	.000	2-21	.000	0/0	0	0.0	0-0	0	0	0	0	2	0.5
Crandall, Jason	7-0	9/1.3	1-11	.000	0-0	.000	0-0	.000	2/1	3	0.4	0-0	0	0	0	1	2	0.3
Penn-Johnson, Bryan	5-0	15/3.0	0-1	.000	0-0	.000	1-4	.250	0/4	4	0.8	3-0	0	0	3	0	1	0.2
Barnard, Quin	6-0	6/1.0	0-0	.000	0-0	.000	0-0	.000	0/0	0	0.0	0-0	0	0	0	0	0	0.0
Rice, Travis	7-0	8/1.1	0-1	.000	0-1	.000	0-0	.000	0/1	1	0.1	1-0	0	0	0	0	0	0.0
TEAM										56/61	117	3.3	1	14				
Total	36		883-1956	.451	273-780	.350	472-679	.695	337/790	1127	31.3	654-14	419	480	206	323	2511	69.8
Opponents	36		814-1958	.416	231-691	.334	472-665	.710	426/819	1245	34.6	657-16	477	588	89	217	2331	64.8



COUGAR FACTS

Location: Pullman, WA 99164
Founded/Enrollment: 1890/19,446
Colors: Crimson & Gray (Pantone® 201c/CG11)
Joined Pac-12: 1916-17
All-Time Record: 1,595-1,525 (118 years)

President: Kirk Schulz
Faculty Rep: Nancy Swanger
Director of Athletics: Patrick Chun
SWA: Anne McCoy

Head Coach: Kyle Smith
 (Hamilton '92)
Career Record: 164-122 (9 years)
WSU Record: 0-0 (1st year)
Pac-12 Record: 0-0 (1st year)
Office: (509) 335-0240
Fax: (509) 335-0267

Assistant Coaches: Jim Shaw, Derrick Phelps, John Andrzejek

Basketball SID: Ben Laskey
E-mail: ben.laskey@wsu.edu
Office: (509) 335 0265
Cell: (209) 608-2173

Local Radio: KXLY (920 AM)/KHTR (104.3 FM)

Home Court: Friel Court (11,671/1973)
Record in Friel: 367-232 (46 years)
Press Row Phone: (509) 335-4940
Press Will-Call: Tunnel entrance, east side
Press Row Location: Upper level, opposite benches

RECORD HOLDERS

POINTS
Career: 2003 – Isaac Fontaine, 1994-97
Season: 733 – Klay Thompson, 2011
Game: 45 – Brian Quinnett vs. Loyola Marymount, 12/5/86

THREE-POINT FIELD GOALS
Career: 249 – DaVonté Lacy, 2012-15
Season: 98 – Klay Thompson, 2011
Game: 10 – Robert Franks vs. California, 1/13/18

REBOUNDS
Career: 1015 – Josh Hawkinson, 2013-17
Season: 334 – Josh Hawkinson, 2014-15
Game: 27 – Jim McKean vs. West Virginia, 12/28/66

ASSISTS
Career: 473 – Bennie Seltzer, 1990-93
Season: 193 – Reggie Moore, 2012
Game: 15 – Donminic Ellison vs. Cal State Northridge, 1/25/95

STEALS
Career: 204 – Don Collins, 1977-80
Season: 76 – Don Collins, 1980
Game: 8 – Twice. Last, Mike Bush vs. Portland State, 12/20/99

BLOCKED SHOTS
Career: 176 – James Donaldson, 1976-79
Season: 82 – James Donaldson, 1978
Game: 10 – James Donaldson vs. Seattle Univ., 12/6/77

WASHINGTON STATE NUMERICAL ROSTER

No.	Name	Pos.	Ht.	Wt.	Yr.	Exp.	Hometown/Last School
0	Carter Sonneborn	G	6-3	190	Fr.	HS	Spokane, Wash./Gonzaga Prep
1	Jervae Robinson	G	6-2	185	Sr.	1L	Aurora, Colo./Overland HS/Otero JC
2	CJ Elleby	F	6-6	200	So.	1L	Seattle, Wash./Cleveland HS
3	Daron Henson	F	6-7	210	Jr.	TR	Pasadena, Calif./Cathedral HS/Salt Lake CC
4	Aljaž Kunc	F	6-8	198	So.	1L	Ljubljana, Slovenia/Impact Academy (Fla.)
5	Marvin Cannon	G	6-5	170	Jr.	1L	Richmond, Va./The Steward School/Barton CC
10	Isaac Bonton	G	6-3	185	Jr.	TR	Portland, Ore./Parkrose HS/Casper College
11	DJ Rodman	F	6-6	190	Fr.	HS	Newport Beach, Calif./JSerra Catholic HS
13	Jeff Pollard	F	6-9	240	Sr.	3L	Bountiful, Utah/Impact Academy (Nev.)
15	Volodymyr Markovetsky	C	7-1	230	Fr.	HS	Truskavets, Ukraine/Kaunas A. Puškinas
20	Deion James	F	6-8	220	Gr.	TR	Tucson, Ariz./Empire HS/Colorado State
22	Ryan Rapp	G	6-5	172	Fr.	HS	Melbourne, Australia/Mazenod College
23	Jaylen Shead	G	6-1	190	R-Sr.	TR	Pflugerville, Texas/John B. Connally HS/Texas State
24	Noah Williams	G	6-5	192	Fr.	HS	Seattle, Wash./O'Dea HS
32	Tony Miller	F	6-6	210	Jr.	TR	Woodinville, Wash./Woodinville HS/Montana
33	Brandton Chatfield	F	6-10	210	Fr.	HS	Clarkston, Wash./Clarkston HS
35	Ben Olesen	G	6-0	160	Fr.	HS	Mill Creek, Wash./Jackson HS

* - Has used redshirt year. ^ - Walk-on. Returning starter in bold.



HEAD COACH - KYLE SMITH

- Named Washington State's 19th head coach on March 27, 2019.
- In three seasons at San Francisco, compiled a 63-40 record with 20-or-more wins each season and a pair of postseason tournament appearances. The three straight 20-win seasons marked just the fourth time in USF history the program had 20-or-more wins in at least three consecutive seasons and the first time in nearly 40 years.
- Won a school-record 25 games en route to a CollegeInsider.com Tournament title in final season at Columbia in 2015-16.
- Played four seasons at Hamilton College from 1988-92, shooting a school-record 51.3 percent behind the arc in his final season in 1991-92.

Year	School	ALL		CONFERENCE			POSTSEASON	
		W-L	W-L	Fin.	Conf.	NCAA	Other	
2010-11	Columbia	15-13	6-8	5th	Ivy			
2011-12	Columbia	15-15	4-10	6th	Ivy			
2012-13	Columbia	12-16	4-10	8th	Ivy			
2013-14	Columbia	21-13	8-6	3rd	Ivy		2-1 (CIT)	
2014-15	Columbia	13-15	5-9	T5th	Ivy			
2015-16	Columbia	25-10	10-4	3rd	Ivy		4-0 (CIT)	
<i>Columbia totals (6 years)</i>		<i>101-82 (.552)</i>	<i>37-47 (.440)</i>				<i>6-1 (.857)</i>	
2016-17	San Francisco	20-13	10-8	T4th	WCC		0-1 (CBI)	
2017-18	San Francisco	22-17	9-9	T4th	WCC		4-2 (CBI)	
2018-19	San Francisco	21-10	9-7	4th	WCC			
<i>San Francisco totals (3 years)</i>		<i>63-40 (.612)</i>	<i>28-24 (.538)</i>				<i>4-3 (.571)</i>	
Career totals (9 years)		164-122 (.573)	65-71 (.478)				10-4 (.714)	

2019-20 SCHEDULE

November

Thurs., 7	SEATTLE	6:00 p.m.	PAC12
Tues., 12	at Santa Clara	7:00 p.m.	TBD
Sun., 17	IDAHO STATE	1:00 p.m.	PAC12
Thurs., 21	NEBRASKA OMAHA	4:00 p.m.	PAC12
Mon., 25	vs. Nebraska (1)	4:30 p.m.	TBD
Tues., 26	vs. George Mason/Old Dominion (1)	2/4:30 p.m.	TBD
Wed., 27	vs. TBD (1)	TBD	TBD

December

Wed., 4	at Idaho	TBD	TBD
Sat., 7	vs. New Mexico State (2)	12:00 p.m.	PAC12
Sun., 15	UC RIVERSIDE	1:30 p.m.	PAC12
Thurs., 19	FLORIDA A&M	7:30 p.m.	PAC12
Sat., 21	INCARNATE WORD	4:00 p.m.	PAC12
Sun., 29	ARKANSAS-PINE BLUFF	5:00 p.m.	PAC12

January

Thurs., 2	USC*	7:30 p.m.	PAC12
Sat., 4	UCLA*	4:00 p.m.	PAC12
Thurs., 9	at California*	7:30 p.m.	PAC12
Sat., 11	at Stanford*	3:00 p.m.	PAC12
Thurs., 16	OREGON*	6:00 p.m.	FS1
Sat., 18	OREGON STATE*	1:00 p.m.	PAC12
Thurs., 23	at Colorado*	7:00 p.m.	PAC12
Sat., 25	at Utah*	4:00 p.m.	PAC12
Wed., 29	ARIZONA STATE*	8:00 p.m.	ESPNU

February

Sat., 1	ARIZONA*	5:00 p.m.	PAC12
Sun., 9	WASHINGTON*	3:00 p.m.	ESPNU
Thurs., 13	at UCLA*	8:00 p.m.	PAC12
Sat., 15	at USC*	5:00 p.m.	PAC12
Wed., 19	CALIFORNIA*	7:00 p.m.	PAC12
Sun., 23	STANFORD*	5:00 p.m.	ESPNU
Fri., 28	at Washington*	6:00 p.m.	FS1

March

Thurs., 5	at Arizona*	7:30 p.m.	FS1
Sat., 7	at Arizona State*	3:30 p.m.	PAC12
11-14	Pac-12 Tournament (3)		

(1) Cayman Islands Classic, George Town, Grand Cayman (John Gray Gym)
 (2) Spokane, Wash. (Spokane Arena)
 (3) Las Vegas, Nev. (T-Mobile Arena)

* Pac-12 Game
 Game times PT

2018-19 RESULTS (11-21, 4-14)

NOVEMBER

Sun., 11	NICHOLLS STATE	W, 89-72
Wed., 14	at Seattle U	L, 69-78
Mon., 19	CAL POLY	W, 84-70
Sat., 24	DELAWARE STATE	W, 80-52
Tues., 27	CSUN	W, 103-94

DECEMBER

Sat., 1	at New Mexico State	L, 63-69
Wed., 5	IDAHO	W, 90-70
Sun., 9	vs. Montana State (1)	L, 90-95
Mon., 17	RIDER (2)	W, 94-80
Wed., 19	SIUE (2)	W, 89-73
Sat., 22	vs. San Diego (3)	L, 75-82
Sun., 23	vs. New Mexico State (3)	L, 72-75
Sat., 29	vs. Santa Clara (4)	L, 71-79

JANUARY

Sat., 5	at Washington*	L, 67-85
Thurs., 10	at Colorado*	L, 60-92
Sat., 12	at Utah*	L, 70-88
Thurs., 17	CALIFORNIA*	W, 82-59
Sat., 19	STANFORD*	L, 66-78
Thurs., 24	at Oregon State*	L, 77-90
Sun., 27	at Oregon*	L, 58-78
Wed., 30	UCLA*	L, 67-87

FEBRUARY

Sat., 2	USC*	L, 84-93
Thurs., 7	at Arizona State*	W, 91-70
Sat., 9	at Arizona*	W, 69-55
Sat., 16	WASHINGTON*	L, 70-72
Wed., 20	COLORADO*	W, 76-74
Sat., 23	UTAH*	L, 79-92
Thurs., 28	at Stanford*	L, 50-98

MARCH

Sat., 2	at California*	L, 69-76
Wed., 6	OREGON*	L, 61-72
Sat., 9	OREGON STATE*	L, 77-85
Wed., 13	vs. 6-Oregon (5)	L, 51-84

(1) Kennewick, Wash. (Toyota Center)
 (2) Las Vegas Classic, Campus Games
 (3) Las Vegas Classic, Las Vegas, Nev. (Orleans Arena)
 (4) Spokane, Wash. (Spokane Arena)
 (5) Pac-12 Tournament, Las Vegas, Nev. (T-Mobile Arena)

* Pac-12 Game | Rankings listed are Associated Press.

RECENT FINISHES

Year	CONF.		ALL		Post.
	W-L	Fin.	W-L		
78-79	10-8	4t	18-9		
79-80	14-4	3	22-6	NCAA	
80-81	3-15	10	10-17		
81-82	10-8	5	16-14		
82-83	14-4	2	23-7	NCAA	
83-84	4-14	10	10-18		
84-85	5-13	8t	13-15		
85-86	8-10	5t	15-16		
86-87	6-12	8t	10-18		
87-88	7-11	6	13-16		
88-89	4-14	8	10-19		
89-90	1-17	10	7-22		
90-91	8-10	5t	16-12		
91-92	9-9	5t	22-11	NIT	
92-93	9-9	5t	15-12		
93-94	10-8	4t	20-11	NCAA	
94-95	10-8	5t	18-12	NIT	
95-96	9-9	5t	18-11	NIT	
96-97	5-13	8	13-17		
97-98	3-15	9t	10-19		
98-99	4-14	10	10-19		
99-00	1-17	10	6-22		
00-01	5-13	6t	12-16		
01-02	1-17	10	6-21		
02-03	2-16	10	7-20		
03-04	7-11	7t	13-16		
04-05	7-11	6t	12-16		
05-06	4-14	10	11-17		
06-07	13-5	2	26-8	NCAA	
07-08	11-7	3t	26-9	NCAA*	
08-09	8-10	7	17-16	NIT	
09-10	6-12	10	16-15		
10-11	9-9	6	22-13	NIT%	
11-12	7-11	8t	19-18	CBI	
12-13	4-14	11t	13-19		
13-14	3-15	11	10-21		
14-15	7-11	8t	13-18		
15-16	1-17	12	9-22		
16-17	6-12	9t	13-18		
17-18	4-14	11	12-19		
18-19	4-14	11	11-21		

* - NCAA Sweet Sixteen
 % - NIT Final Four

2018-19 WASHINGTON STATE STATISTICS (Overall: 11-21, Pac-12: 4-14/11th) - Returning players in bold.

Player	GP-GS	TOTAL			3-PTS		REBOUNDS					PF-FO	A	TO	Blk	Stl	Pts	Avg
		Min/Avg	FG-A	Pct	3FG-A	Pct	FT-A	Pct	Off/Def	Tot	Avg							
Franks, Robert	27-26	930/34.4	201-408	.493	75-188	.399	106-125	.848	37/158	195	7.2	68-2	70	87	19	18	583	21.6
Elleby, CJ	32-28	980/30.6	168-385	.436	53-128	.414	82-123	.667	51/176	227	7.1	82-2	96	97	18	33	471	14.7
Cannon, Marvin	32-21	682/21.3	72-165	.436	18-54	.333	92-109	.844	35/73	108	3.4	51-0	19	39	23	17	254	7.9
Ali, Ahmed	32-24	668/20.9	76-204	.373	45-138	.326	38-46	.826	18/41	59	1.8	69-2	92	39	1	23	235	7.3
Daniels, Viont'e	24-19	580/24.2	48-116	.414	36-89	.404	17-18	.944	6/36	42	1.8	36-0	64	24	6	13	149	6.2
Skaggs, Carter	24-4	395/16.5	43-112	.384	35-99	.354	17-19	.895	4/35	39	1.6	17-0	15	21	1	6	138	5.8
Wade, Isaiah	30-2	433/14.4	64-117	.547	4-15	.267	16-41	.390	37/68	105	3.5	63-3	19	27	4	14	148	4.9
Pollard, Jeff	29-23	520/17.9	55-93	.591	3-10	.300	25-32	.781	24/50	74	2.6	42-0	18	19	2	11	138	4.8
Robinson, Jervae	32-7	578/18.1	57-152	.375	19-66	.288	15-22	.682	6/39	45	1.4	52-1	60	40	1	14	148	4.6
Chidom, Arinze	8-2	109/13.6	9-27	.333	1-7	.143	7-10	.700	9/18	27	3.4	11-0	6	6	1	6	26	3.3
Kunc, Aljaz	31-1	359/11.6	30-67	.448	12-34	.353	10-13	.769	10/45	55	1.8	48-1	13	23	8	13	82	2.6
Cooper, Davante	19-3	116/6.1	10-15	.667	0-0	.000	1-5	.200	6/13	19	1.0	15-0	4	11	5	1	21	1.1
TEAM									33/48	81	2.5	0		6				
Total	32		833-1861	.448	301-828	.364	426-563	.757	276/800	1076	33.6	554-11	476	439	89	169	2393	74.8
Opponents	32		927-1967	.471	297-820	.362	366-558	.656	334/820	1154	36.1	543-0	493	390	82	233	2517	78.7



2020 NCAA DIVISION I MEN'S BASKETBALL CHAMPIONSHIP

ncaa.com

FIRST ROUND
MARCH 19-20

SECOND ROUND
MARCH 21-22

SWEET 16
MARCH 26-27

ELITE 8
MARCH 28-29

NATIONAL SEMIFINALS
APRIL 4

NATIONAL SEMIFINALS
APRIL 4

ELITE 8
MARCH 28-29

SWEET 16
MARCH 26-27

SECOND ROUND
MARCH 21-22

FIRST ROUND
MARCH 19-20

FIRST FOUR

DAYTON MARCH 17-18



NATIONAL CHAMPIONSHIP
APRIL 6



SEMIFINALS



SEMIFINALS



#MARCHMADNESS

Watch the tournament on tbs.com

or online at NCAA.COM/MARCHMADNESS



© 2020 NCAA. All rights reserved. The NCAA logo is a registered trademark of the National Collegiate Athletic Association. The NCAA logo is a registered trademark of the National Collegiate Athletic Association. The NCAA logo is a registered trademark of the National Collegiate Athletic Association.



► **WASHINGTON HUSKIES (27-9, 15-3)**
2019 Pac-12 Champions

► **OREGON DUCKS**
2019 Pac-12 Tournament Champions



2018-19 PAC-12 CONFERENCE MEN'S BASKETBALL STANDINGS

	CONFERENCE					OVERALL					
	W	L	PCT	HOME	AWAY	W	L	PCT	HOME	AWAY	NEUT
Washington [^] #	15	3	.833	8-1	7-2	27	9	.750	15-1	7-4	5-4
Arizona State#	12	6	.667	7-2	5-4	23	11	.676	13-3	6-5	4-3
Utah	11	7	.611	5-4	6-3	17	14	.548	10-5	6-5	1-4
Oregon*#	10	8	.556	6-3	4-5	25	13	.658	13-4	5-7	7-2
Colorado\$	10	8	.556	7-2	3-6	23	13	.639	15-2	5-9	3-2
Oregon State	10	8	.556	5-4	5-4	18	13	.581	10-5	6-5	2-3
UCLA	9	9	.500	6-3	3-6	17	16	.515	13-5	3-7	1-4
Arizona	8	10	.444	5-4	3-6	17	15	.531	12-5	4-7	1-3
USC	8	10	.444	6-3	2-7	16	17	.485	12-5	2-9	2-3
Stanford	8	10	.444	5-4	3-6	15	16	.484	11-4	4-9	1-3
Washington State	4	14	.222	2-7	2-7	11	21	.344	9-8	2-9	0-4
California	3	15	.167	2-7	1-8	8	23	.258	7-9	1-10	0-4

* Pac-12 Tournament Champion; ^ Pac-12 regular-season champion; # NCAA Tournament participant; \$ NIT

OREGON SOARS IN POSTSEASON, WASHINGTON REIGNS IN REGULAR SEASON IN 2018-19

Led by OREGON's surprising four-wins-in-four-days run to the Pac-12 Tournament title, Pac-12 men's basketball sent three teams - ARIZONA STATE, OREGON and WASHINGTON - to the NCAA Tournament and a fourth - COLORADO - to the NIT in 2018-19. The Ducks continued their postseason success into the Sweet 16 for the third time in four seasons before bowing out to eventual national champion Virginia, while the Buffaloes reached the NIT quarterfinals before falling on the road to eventual champion Texas.

The Huskies claimed the outright Pac-12 regular-season title, clinching the crown in late February thanks to the fifth-best start in Conference history at 10-0 en route to a 15-3 league mark. It marked just the ninth time in Conference history the same school won outright league titles in both football and men's basketball in the same academic year.

Washington's Matisse Thybulle became the Pac-12's career steals leader, passing Oregon State's Gary Payton with his 322nd career steal, in the Pac-12 Tournament title game against Oregon. Thybulle would finish his career with 331 steals, the 17th-most in NCAA Division I history. Thybulle went on to be named the 2019 Naismith Defensive Player of the Year. The two-time Pac-12 Defensive Player of the Year finished the season with 126 steals to break the Conference single-season record previously held by Jason Kidd of Cal (1992-93) and were the 10th most in a single-season in NCAA history.

Six former Pac-12 men's basketball standouts were selected in the 2019 NBA Draft, highlighted by a pair of first-round selections and multiple picks from 2018-19 regular-season Conference champion WASHINGTON. The six selections coupled with the 21 picks from the 2017 (14) and 2018 (seven) Drafts matches the Conference's three-year record total of 27 from 2007-09. The Pac-12 has had 39 total Draft picks over the past five seasons, tied for the second-most of any league.

Thybulle was the first Pac-12 student-athlete off the board to the Boston Celtics at No. 20 with a proposed trade to the Philadelphia 76ers. Kevin Porter Jr. was the final pick of the first round at No. 30 to the Milwaukee Bucks with a proposed trade to the Cleveland Cavaliers.

Stanford sophomore KZ Okpala went 32nd overall to the Phoenix Suns with a proposed trade to the Miami Heat.

Jaylen Nowell went 43rd overall to the Minnesota Timberwolves. It marked the fourth time in the modern two-round Draft format (1989) that the Huskies landed multiple selections (2006, 2012, 2016, 2019), including the third time since 2012.

Oregon freshman Bol Bol, who ranked in the top 5 in the Conference in scoring (21.0 ppg), rebounding (9.6 rpg), blocks (2.7 bpg) and three-point percentage (52.0%) at the time of his season-ending injury, went No. 44 to the Miami Heat with a proposed trade to the Denver Nuggets.

Pac-12 assists leader (6.1 apg) and UCLA sophomore Jaylen Hands came off the board at No. 56 to the Los Angeles Clippers with a proposed trade to the Brooklyn Nets. Hands is the Conference-leading 13th Bruin selected in the Pac-12 era (since 2012).



POSTSEASON HONORS**NAISMITH TROPHY DEFENSIVE
PLAYER OF THE YEAR**

Matisse Thybulle, WASH Winner
Kylor Kelley, OSU Watch List

ASSOCIATED PRESS ALL-AMERICA

Jaylen Nowell, WASH HM
Matisse Thybulle, WASH HM

THE SPORTING NEWS ALL-AMERICA

Matisse Thybulle, WASH HM

JOHN R. WOODEN AWARD

Bennie Boatwright, USC (Preseason Top 50)
Payton Pritchard, ORE (Preseason Top 50)
Kris Wilkes, UCLA (Preseason Top 50)

USBWA ALL-DISTRICT TEAMS

Tyler Bey, COLO (District VIII)
Bennie Boatwright, USC (District IX)
Zylan Cheatham, ASU (District IX)
Luguentz Dort, ASU (District IX)
Robert Franks, WSU (District IX)
Jaylen Nowell, WASH (District IX)
KZ Okpala, STAN (District IX)
Matisse Thybulle, WASH (District IX)
Tres Tinkle, OSU (District IX)

NABC ALL-DISTRICT 20

Sedrick Barefield, UTAH 1st Team
Robert Franks, WSU 1st Team
Jaylen Nowell, WASH 1st Team
Matisse Thybulle, WASH 1st Team
Tres Tinkle, OSU 1st Team
Bennie Boatwright, USC 2nd Team
Zylan Cheatham, ASU 2nd Team
Luguentz Dort, ASU 2nd Team
Remy Martin, ASU 2nd Team
KZ Okpala, STAN 2nd Team
Stephen Thompson Jr., OSU 2nd Team

**NAISMITH MEMORIAL BASKETBALL HALL
OF FAME POSITIONAL AWARDS****Bob Cousy Point Guard of the Year**

Jaylen Hands, UCLA (Preseason Watch List)
Payton Pritchard, ORE (Preseason Watch List)

Jerry West Shooting Guard of the Year

Jaylen Nowell, WASH (Top 10 Watch List)

Julius Erving Small Forward of the Year

Robert Franks Jr., WSU (Preseason Watch List)
Louis King, ORE (Preseason Watch List)
KZ Okpala, STAN (Top 10 Watch List)
Matisse Thybulle, WASH (Preseason Watch List)
Tres Tinkle, OSU (Top 10 Watch List)
Kris Wilkes, UCLA (Preseason Watch List)

Karl Malone Power Forward of the Year

Bennie Boatwright, USC (Preseason Watch List)
Noah Dickerson, WASH (Preseason Watch List)

Kareem Abdul-Jabbar Center of the Year

Bol Bol, ORE (Preseason Watch List)
Moses Brown, UCLA (Top 10 Watch List)

CoSIDA ACADEMIC ALL-DISTRICT 8

Stephen Thompson Jr., OSU

ALL-PAC-12 TEAM**FIRST TEAM**

Name, School	Pos	Yr	Ht	Wt	Hometown
Sedrick Barefield, UTAH	G	Sr.	6-2	190	Corona, Calif. (Centennial HS)
Tyler Bey, COLO	G/F	So.	6-7	218	Las Vegas, Nev. (Middlebrooks Acad. (Calif.))
Bennie Boatwright, USC	F	Sr.	6-10	235	Mission Hills, Calif. (Village Christian HS)
Zylan Cheatham, ASU	F	R-Sr.	6-8	220	Phoenix, Ariz. (South Mountain CC)
Robert Franks, WSU	F	Sr.	6-9	225	Vancouver, Wash. (Evergreen HS)
Jaylen Nowell, WASH	G	So.	6-4	200	Seattle, Wash. (Garfield HS)
KZ Okpala, STAN	F	So.	6-9	215	Orange County, Calif. (Esperanza HS)
Matisse Thybulle, WASH	G	Sr.	6-5	200	Issaquah, Wash. (Eastside Catholic HS)
Tres Tinkle**, OSU	F	R-Jr.	6-8	225	Missoula, Mont. (Hellgate HS)
McKinley Wright IV, COLO	G	So.	6-0	195	North Robbinsdale, Minn. (Champlin Park HS)

SECOND TEAM

Name, School	Pos	Yr	Ht	Wt	Hometown
Luguentz Dort, ASU	G	Fr.	6-4	215	Montreal, Quebec (Athlete Institute Basketball Academy)
Jaylen Hands, UCLA	G	So.	6-3	180	San Diego, Calif. (Foothills Christian HS)
Remy Martin, ASU	G	So.	6-0	170	Chatsworth, Calif. (Sierra Canyon HS)
Stephen Thompson Jr., OSU	G	Sr.	6-4	190	Los Angeles, Calif. (Bishop Montgomery HS)
Kris Wilkes, UCLA	G	So.	6-8	215	Indianapolis, Ind. (North Central HS)

HONORABLE MENTION: Noah Dickerson (WASH, F), Louis King (ORE, F), Nick Rakocevic (USC, F), Josh Sharma (STAN, C).

PAC-12 ALL-FRESHMEN TEAM

Name, School	Pos	Ht	Wt	Hometown
Timmy Allen, UTAH	F	6-6	210	Mesa, Ariz. (Red Mountain HS)
Moses Brown, UCLA	C	7-1	245	Queens, N.Y. (Archbishop Molloy HS)
Luguentz Dort, ASU	G	6-4	215	Montreal, Quebec (Athlete Institute Basketball Academy)
CJ Elleby, WSU	F	6-6	200	Seattle, Wash. (Cleveland HS)
Louis King, ORE	F	6-9	205	Jersey City, N.J. (Hudson Catholic HS)

HONORABLE MENTION: Brandon Williams (ARIZ, G).

PAC-12 ALL-DEFENSIVE TEAM

Name, School	Pos	Yr.	Ht	Wt	Hometown (Last School)
Zylan Cheatham, ASU	F	R-Sr.	6-8	220	Phoenix, Ariz. (South Mountain CC)
Luguentz Dort, ASU	G	Fr.	6-4	215	Montreal, Quebec (Athlete Institute Basketball Academy)
Kylor Kelley, OSU	F	Jr.	7-0	215	Gervais, Ore. (Lane CC)
Matisse Thybulle, WASH	G	Sr.	6-5	200	Issaquah, Wash. (Eastside Catholic HS)
Kenny Wooten, ORE	F	So.	6-9	235	Manteca, Calif. (Manteca HS)

HONORABLE MENTION: Moses Brown (UCLA, C), McKinley Wright IV (COLO, G).

PAC-12 ALL-ACADEMIC TEAM**FIRST TEAM**

Name, School	Year	GPA	Major
Chase Jeter, ARIZ	R-Jr.	3.54	General studies
Gligorije Rakocevic, OSU	Sr.	3.66	Digital communications arts
Jeff Pollard, WSU	Jr.	3.73	Business (management)
Zach Reichle, OSU	So.	3.78	Business information systems
Stephen Thompson Jr., OSU	Gr.	3.57	Interdisciplinary studies (master's)
Isaac White, STAN	So.	3.71	Undeclared

SECOND TEAM

Jayce Johnson, UTAH	Jr.	3.53	Psychology
Kodye Pugh, STAN	R-So.	3.33	Film and media studies
D'Shawn Schwartz, COLO	So.	3.28	Business
Trevor Stanback, STAN	Jr.	3.35	Psychology
Ethan Thompson, OSU	So.	3.55	Digital media communications

HONORABLE MENTION: Evan Battey, COLO; Oscar da Silva, STAN; De'Quon Lake, ASU; Alexander Strating, COLO; Justice Sueing, CAL; Tres Tinkle, OSU; Parker Van Dyke, UTAH.

PAC-12 PLAYER OF THE YEAR: Jaylen Nowell, So., Washington
PAC-12 FRESHMAN OF THE YEAR: Luguentz Dort, Fr., Arizona State
PAC-12 DEFENSIVE PLAYER OF THE YEAR: Matisse Thybulle, Sr., Washington
PAC-12 MOST IMPROVED PLAYER OF THE YEAR: Tyler Bey, So., Colorado
PAC-12 SIXTH MAN OF THE YEAR: Donnie Tillman, So., Utah
PAC-12 JOHN R. WOODEN COACH OF THE YEAR: Mike Hopkins, Washington



2019 PAC-12 TOURNAMENT

Las Vegas, Nev. - T-Mobile Arena

WEDNESDAY, MARCH 13

Session 1 (attendance: 9,748)

No. 8 USC 78, No. 9 ARIZONA 65

No. 5 COLORADO 56, No. 12 CALIFORNIA 51

Session 2 (attendance: 8,876)

No. 7 UCLA 79, No. 10 STANFORD 72

No. 6 OREGON 84, No. 11 WASHINGTON STATE 51

THURSDAY, MARCH 14

Session 3 (attendance: 10,556)

No. 1 WASHINGTON 78, No. 8 USC 75

No. 5 COLORADO 73, No. 4 OREGON STATE 58

Session 4 (attendance: 13,012)

No. 2 ARIZONA STATE 83, No. 7 UCLA 72

No. 6 OREGON 66, No. 3 UTAH 54

FRIDAY, MARCH 15

Session 5 (attendance: 13,955)

No. 1 WASHINGTON 66, No. 5 COLORADO 61

No. 6 OREGON 79, No. 2 ARIZONA STATE 75 (OT)

SATURDAY, MARCH 16

Championship (attendance: 12,877)

No. 6 OREGON 68, No. 1 WASHINGTON 48

ALL-TOURNAMENT TEAM

Zylan Cheatham, ARIZONA STATE

McKinley Wright IV, COLORADO

Jaylen Nowell, WASHINGTON

Matisse Thybulle, WASHINGTON

Louis King, OREGON

Payton Pritchard, OREGON - Most Outstanding Player

Game One USC 78, Arizona 65

Arizona FG-A FT-A Reb PF TP A TO BLK S Ryan Luther 7-11 1-1 3 2 16 1 0 0 0 0...

USC FG-A FT-A REB PF TP A TO BLK S Bennie Boatwright 8-18 2-3 11 2 22 4 2 1 0 0...

Halftime: USC 40, Arizona 40. 3-point goals: USC 8-22 (Boatwright 4-11, Weaver 2-4, Porter Jr. 1-2, Mathews 1-5)...

Game Two Colorado 56, California 51

California FG-A FT-A Reb PF TP A TO BLK S Justice Sueing 4-8 0-0 3 1 10 3 3 2 1 0...

Colorado FG-A FT-A REB PF TP A TO BLK S Tyler Bey 1-6 6-8 11 2 8 1 7 0 0 0...

Halftime: Colorado 28, California 22. 3-point goals: California 8-22 (Bradley 3-6, Sueing 2-4, Vanover 2-7, McNeill 1-5)...

Game Three UCLA 79, Stanford 72

Stanford FG-A FT-A Reb PF TP A TO BLK S KZ Okpala 4-13 0-0 3 4 9 0 3 0 2 2...

UCLA FG-A FT-A REB PF TP A TO BLK S Moses Brown 1-2 0-4 5 3 2 0 1 1 1 1...

Halftime: UCLA 36, Stanford 22. 3-point goals: Stanford 7-25 (Sheffield 4-7, Wills 2-3, Okpala 1-3, Da Silva 0-1, Delaire 0-1, White 0-2)...

Game Four Oregon 84, Washington State 51

WSU FG-A FT-A Reb PF TP A TO BLK S Jervae Robinson 3-9 1-2 2 3 7 3 0 0 2 2...

Oregon FG-A FT-A REB PF TP A TO BLK S Louis King 5-11 0-0 7 4 12 2 2 0 3 0...

Halftime: Oregon 37, WSU 20. 3-point goals: WSU 7-32 (Elleby 3-7, Skaggs 2-5, Pollard 1-2, Cannon 1-3, Kunc 0-1, Ali 0-4, Robinson 0-4, Franks 0-6)...

Game Five Washington 78, USC 75

USC FG-A FT-A Reb PF TP A TO BLK S Bennie Boatwright 5-14 2-2 7 3 16 7 1 1 2 2...

Washington FG-A FT-A REB PF TP A TO BLK S Hameir Wright 3-5 0-0 0 3 8 1 2 2 2 2...

Halftime: Washington 43, USC 38. 3-point goals: USC 11-27 (Mathews 4-9, Boatwright 4-10, Porter Jr. 2-4, Aaron 1-3, Weaver 0-1)...

Game Six Colorado 73, Oregon State 58

Colorado FG-A FT-A Reb PF TP A TO BLK S Tyler Bey 2-8 4-4 6 4 8 0 2 2 0 0...

Oregon State FG-A FT-A REB PF TP A TO BLK S Tres Tinkle 8-21 5-8 6 3 23 1 2 0 3 0...

Halftime: Colorado 37, OSU 18. 3-point goals: Colorado 6-16 (Gatling 3-4, Schwartz 2-5, Wright IV 1-2, Kountz 0-2, Siewert 0-3)...



FINAL POLLS

AP POSTSEASON (3/18)

1 Duke (58)	29-5	1,592
2 Virginia (5)	29-3	1,497
3 North Carolina	27-6	1,453
4 Gonzaga (1)	30-3	1,398
5 Michigan State	28-6	1,382
6 Tennessee	29-5	1,270
7 Kentucky	27-6	1,232
8 Michigan	28-6	1,146
9 Texas Tech	26-6	1,033
10 Florida State	27-7	1,017
11 Houston	31-3	933
12 LSU	26-6	886
13 Purdue	23-9	727
14 Auburn	26-9	665
15 Buffalo	31-3	608
16 Virginia Tech	24-8	595
17 Kansas	25-9	590
18 Kansas State	25-8	529
19 Wofford	29-4	385
20 Nevada	29-4	361
21 Wisconsin	23-10	339
22 Cincinnati	28-6	335
23 Villanova	25-9	306
24 Iowa State	23-11	245
25 Utah State	28-6	73

Others Receiving votes:

ESPN/USA Today Coaches FINAL (4/9)

1 Virginia (32)	35-3	800
2 Texas Tech	31-7	767
3 Michigan State	32-7	722
4 Duke	32-6	667
5 Auburn	30-10	665
6 Gonzaga	33-4	633
7 Kentucky	30-7	590
8 Purdue	26-10	563
9 North Carolina	29-7	552
10 Tennessee	31-6	535
11 Michigan	30-7	485
12 Houston	33-4	470
13 Florida State	29-8	409
14 Virginia Tech	26-9	384
15 LSU	28-7	313
16 Kansas	26-10	241
17 Buffalo	32-4	232
18 Wofford	30-5	205
19 Kansas State	25-9	171
20 Villanova	26-10	127
21 OREGON	25-13	117
22 Maryland	23-11	110
23 Nevada	29-5	105
24 Wisconsin	23-11	93
25 Iowa State	23-12	85

Others Receiving Votes:

30 WASHINGTON
T39 ARIZONA STATE

PAC-12 VS:

America East	1-0
American Athletic	2-3
Atlantic Coast	2-3 (0-2*)
Atlantic Sun	1-1
Atlantic 10	0-1 (1-0*)
Big East	0-1 (1-0*)
Big Sky	10-1
Big South	2-0
Big Ten	0-7 (1-0*)
Big 12	2-6 (0-1*)
Big West	16-2 (1-0*)
Colonial Athletic	1-0
Conference USA	5-0
Horizon League	2-0
Independents	0-0
Ivy League	1-2
Metro Atlantic Athletic	1-0
Mid-American	0-1 (0-1*)
Mid-Eastern Athletic	3-0 (1-0*)
Missouri Valley	3-1
Mountain West	10-4 (1-0*)
Northeast	3-0
Ohio Valley	1-1
Patriot League	0-0
Southeastern	3-9
Southern	0-0
Southland	3-0
Southwestern	2-1
Summit League	5-0
Sun Belt	1-0
West Coast	7-10
Western Athletic	5-4
*Postseason	6-4 (.600)
Reg. Season	92-58 (.613)
Total - All Games	98-62 (.613)
vs. AP Ranked Opp.	5-17 (.227)

DOUBLE-DOUBLES

Tyler Bey, COLO (19)	17
Nick Rakocevic, USC (20)	15
Zylan Cheatham, ASU (19*)	14*
Tres Tinkle, OSU (22)	10
Moses Brown, UCLA (9)	9
Noah Dickerson, WASH (24)	8
Robert Franks, WSU (10)	7
Josh Sharma, STAN (6)	6
Bennie Boatwright, USC (10)	5
CJ Elleby, WSU (5)	5
Jaylen Hands, UCLA (6)	5
Chase Jeter, ARIZ (5)	5
Bol Bol, ORE (4)	4
Jayce Johnson, UTAH (5)	4
Oscar Da Silva, STAN (4)	3
Jalen Hill, UCLA (3)	3
Ethan Thompson, OSU (3)	3
Timmy Allen, UTAH (2)	2
Louis King, ORE (2)	2
KZ Okpala, STAN (3)	2
Lucas Siewert, COLO (2)	2
Donnie Tillman, UTAH (4)	2
Romello White, ASU (8)	2
Kris Wilkes, UCLA (3)	2
Evan Battey, COLO (1)	1
Matt Bradley, CAL (1)	1
Daejon Davis, STAN (3)	1
Luguentz Dort, ASU (1)	1
Devonaire Doutrive, ARIZ (1)	1
Andre Kelly, CAL (1)	1
Ryan Luther, ARIZ (6)	1
Remy Martin, ASU (1)	1
Kevin Porter Jr., USC (1)	1
Payton Pritchard, ORE (2)	1
Cody Riley, UCLA (1)	1
Justice Sueing, CAL (1)	1
Stephen Thompson Jr., OSU (2)	1
Derryck Thornton, USC (1)	1
Isaiah Wade, WSU (1)	1
Brandon Williams, ARIZ (1)	1
McKinley Wright IV, COLO (5)	1
Kenny Wooten, ORE (3)	0
De'Quon Lake, ASU (2)	0
Juhwan Harris-Dyson, CAL (1)	0
Mickey Mitchell, ASU (1)	0
Matisse Thybulle, WASH (2)	0
Namon Wright, COLO (2)	0
David Crisp, WASH (1)	0

() - career totals

* - Includes triple-double

PAC-12 PLAYERS OF THE WEEK

Nov. 12KZ Okpala, So., STAN
Nov. 19Jaylen Nowell, So., WASH
Nov. 26Luguentz Dort, Fr., ASU
Dec. 3Zylan Cheatham, R-Sr., ASU
Dec. 10Jaylen Nowell, So., WASH
Dec. 17Remy Martin, So., ASU
Dec. 24Rob Edwards, R-Jr., ASU
Dec. 31Josh Sharma, Sr., STAN
Jan. 7Nick Rakocevic, Jr., USC
Jan. 14Stephen Thompson Jr., Sr., OSU
Jan. 21Nick Rakocevic, Jr., USC
Jan. 28Jaylen Nowell, So., WASH
Feb. 4Tres Tinkle, R-Jr., OSU
Feb. 11Robert Franks, Sr., WSU
Feb. 18Josh Sharma, Sr., STAN
Feb. 25Matisse Thybulle, Sr., WASH
March 4Jaylen Hands, So., UCLA
March 11Tyler Bey, So., COLO

2018-19 HOME ATTENDANCE

School (Arena Cap.)	Games	Att.	Avg.	Cap. Pct.
ARIZ (14,655)	17	233,645	13,744	93.8
ASU (14,100)	16	168,602	10,538	74.7
CAL (11,858)	16	90,036	5,627	47.5
COLO (11,064)	17	116,761	6,868	62.1
ORE (12,364)	17	145,027	8,531	69.0
OSU (9,604)	15	76,778	5,119	53.3
STAN (7,329)	14	54,518	3,894	53.1
UCLA (13,800)	18	148,836	8,269	59.9
USC (10,258)	17	55,194	3,247	31.7
UTAH (15,000)	15	166,004	11,067	73.8
WASH (10,000)	16	125,543	7,846	78.5
WSU (11,671)	17	39,403	2,318	19.9
Totals	195	1,420,347	7,284	

SCORING

	CI	G	FG	3FG	FT	Pts	Avg/G
1. Franks, Robert-WSU	SR	27	201	75	106	583	21.6
2. Tinkle, Tres-OSU	JR	30	215	53	141	624	20.8
3. Boatwright, Bennie-USC	SR	31	197	90	80	564	18.2
4. Wilkes, Kris-UCLA	SO	33	204	69	96	573	17.4
5. Okpala, KZ-STAN	SO	29	170	32	116	488	16.8
6. Barefield, Sedrick-UTAH	SR	31	167	93	94	521	16.8
7. Nowell, Jaylen-WASH	SO	36	218	51	95	582	16.2
8. Dort, Luguentz-ASU	FR	34	174	54	145	547	16.1
9. Thompson Jr., Stephen-OSU	SR	31	183	61	71	498	16.1
10. Rakocevic, Nick-USC	JR	33	190	0	106	486	14.7
11. Elleby, CJ-WSU	FR	32	168	53	82	471	14.7
12. Sueing, Justice-CAL	SO	31	140	35	129	444	14.3
13. Hands, Jaylen-UCLA	SO	33	158	66	85	467	14.2
14. Thompson, Ethan-OSU	SO	31	134	42	114	424	13.7
15. Bey, Tyler-COLO	SO	36	184	5	115	488	13.6
16. King, Louis-ORE	FR	31	148	59	62	417	13.5
17. Wright, McKinley-COLO	SO	35	161	38	96	456	13.0
18. Pritchard, Payton-ORE	JR	38	167	65	93	492	12.9
19. Martin, Remy-ASU	SO	32	139	43	92	413	12.9
20. Mathews, Jonah-USC	JR	33	153	78	31	415	12.6

REBOUNDING

	CI	G	OFF	DEF	TOT	Avg/G
1. Cheatham, Zylan-ASU	SR	34	73	278	351	10.3
2. Bey, Tyler-COLO	SO	36	78	278	356	9.9
3. Rakocevic, Nick-USC	JR	33	109	199	308	9.3
4. Brown, Moses-UCLA	FR	32	108	158	266	8.3
5. Tinkle, Tres-OSU	JR	30	60	183	243	8.1
6. Johnson, Jayce-UTAH	JR	29	74	149	223	7.7
7. Dickerson, Noah-WASH	SR	36	87	183	270	7.5
8. Franks, Robert-WSU	SR	27	37	158	195	7.2
9. Sharma, Josh-STAN	SR	31	80	141	221	7.1
10. Elleby, CJ-WSU	FR	32	51	176	227	7.1
11. Boatwright, Bennie-USC	SR	31	43	162	205	6.6
12. Jeter, Chase-ARIZ	JR	30	66	131	197	6.6
13. Da Silva, Oscar-STAN	SO	31	47	140	187	6.0
14. Hill, Jalen-UCLA	FR	33	62	137	199	6.0
15. Sueing, Justice-CAL	SO	31	46	140	186	6.0
16. Okpala, KZ-STAN	SO	29	34	131	165	5.7
17. King, Louis-ORE	FR	31	41	130	171	5.5
18. Nowell, Jaylen-WASH	SO	36	35	155	190	5.3
19. Tillman, Donnie-UTAH	SO	31	41	122	163	5.3
20. White, Romello-ASU	SO	34	77	100	177	5.2

FIELD GOAL PCT (Min. 3.0 made per game)

	CI	G	FG	FGA	Pct
1. Sharma, Josh-STAN	SR	31	132	196	.673
2. Kelley, Kylor-OSU	JR	31	100	153	.654
3. Brown, Moses-UCLA	FR	32	133	219	.607
4. White, Romello-ASU	SO	34	113	189	.598
5. Allen, Timmy-UTAH	FR	29	127	221	.575
6. Jeter, Chase-ARIZ	JR	30	128	223	.574
7. Dickerson, Noah-WASH	SR	36	145	261	.556
8. Rakocevic, Nick-USC	JR	33	190	347	.548
9. Bey, Tyler-COLO	SO	36	184	340	.541
10. Cheatham, Zylan-ASU	SR	34	143	268	.534

ASSISTS

	CI	G	Asst	Avg/G
1. Hands, Jaylen-UCLA	SO	33	201	6.09
2. Martin, Remy-ASU	SO	32	160	5.00
3. Wright, McKinley-COLO	SO	35	167	4.77
4. Pritchard, Payton-ORE	JR	38	175	4.61
5. Davis, Daejon-STAN	SO	26	114	4.38
6. Thornton, Derryck-USC	JR	32	139	4.34
7. Austin, Paris-CAL	JR	29	125	4.31
8. Thompson, Ethan-OSU	SO	31	120	3.87
9. Tinkle, Tres-OSU	JR	30	115	3.83
10. Barefield, Sedrick-UTAH	SR	31	118	3.81

FREE THROW PCT (Min. 2.0 made per game)

	CI	G	FTM	FTA	Pct
1. Franks, Robert-WSU	SR	27	106	125	.848
2. Cannon, Marvin-WSU	SO	32	92	109	.844
3. Pritchard, Payton-ORE	JR	38	93	111	.838
4. Edwards, Rob-ASU	JR	28	71	85	.835
5. Gatling, Shane-COLO	JR	36	85	103	.825
6. Barefield, Sedrick-UTAH	SR	31	94	114	.825
7. Williams, Brandon-ARIZ	FR	26	86	105	.819
8. Wright, McKinley-COLO	SO	35	96	119	.807
9. Thompson, Ethan-OSU	SO	31	114	143	.797
10. Bradley, Matt-CAL	FR	31	68	86	.791

STEALS

	CI	G	Stls	Avg/G
1. Thybulle, Matisse-WASH	SR	36	126	3.50*
2. Pritchard, Payton-ORE	JR	38	68	1.79
3. Tinkle, Tres-OSU	JR	30	52	1.73
4. Sueing, Justice-CAL	SO	31	52	1.68
5. Thompson Jr., Stephen-OSU	SR	31	48	1.55
6. Dort, Luguentz-ASU	FR	34	52	1.53
7. Davis, Daejon-STAN	SO	26	39	1.50
8. Amin, Ehab-ORE	SR	37	55	1.49
9. McNeill, Darius-CAL	SO	31	46	1.48
10. Austin, Paris-CAL	JR	29	42	1.45

3-POINT FG PCT (Min. 1.0 made per game)

	CI	G	3FG	FGA	Pct
1. Bradley, Matt-CAL	FR	31	50	106	.472
2. Singleton, David-UCLA	FR	32	35	75	.467
3. Nowell, Jaylen-WASH	SO	36	51	116	.440
4. Boatwright, Bennie-USC	SR	31	90	210	.429
5. Elleby, CJ-WSU	FR	32	53	128	.414
6. Van Dyke, Parker-UTAH	SR	31	72	176	.409
7. Daniels, Viont' E-WSU	SR	24	36	89	.404
8. Franks, Robert-WSU	SR	27	75	188	.399
9. Bailey Jr., Victor-ORE	SO	37	47	118	.398
10. Mathews, Jonah-USC	JR	33	78	199	.392

3-POINT FG MADE

	CI	G	3FG	Avg/G
1. Barefield, Sedrick-UTAH	SR	31	93	3.00
2. Boatwright, Bennie-USC	SR	31	90	2.90
3. Franks, Robert-WSU	SR	27	75	2.78
4. Mathews, Jonah-USC	JR	33	78	2.36
5. Van Dyke, Parker-UTAH	SR	31	72	2.32
6. McNeill, Darius-CAL	SO	31	66	2.13
7. Wilkes, Kris-UCLA	SO	33	69	2.09
8. Crisp, David-WASH	SR	36	74	2.06
9. Ryan, Cormac-STAN	FR	24	49	2.04
10. Hands, Jaylen-UCLA	SO	33	66	2.00

BLOCKED SHOTS

	CI	G	Blks	Avg/G
1. Kelley, Kylor-OSU	JR	31	104	3.35
2. Thybulle, Matisse-WASH	SR	36	82	2.28
3. Wooten, Kenny-ORE	SO	34	73	2.15
4. Brown, Moses-UCLA	FR	32	62	1.94
5. Rakocevic, Nick-USC	JR	33	47	1.42
6. Wright, Hameir-WASH	SO	32	45	1.41
7. Sharma, Josh-STAN	SR	31	42	1.35
8. Da Silva, Oscar-STAN	SO	31	40	1.29
9. Vanover, Connor-CAL	FR	28	35	1.25
10. Bey, Tyler-COLO	SO	36	44	1.22

ASSIST/TURNOVER RATIO (Min. 3.0 assists/game)

	CI	G	Asst	Turn	Ratio
1. Martin, Remy-ASU	SO	32	160	67	2.39
2. Pritchard, Payton-ORE	JR	38	175	75	2.33
3. Thornton, Derryck-USC	JR	32	139	64	2.17
4. Hands, Jaylen-UCLA	SO	33	201	105	1.91
5. Williams, Brandon-ARIZ	FR	26	86	46	1.87
6. Coleman, Justin-ARIZ	SR	32	121	68	1.78
7. Austin, Paris-CAL	JR	29	125	73	1.71
8. Thompson Jr., Stephen-OSU	SR	31	100	62	1.61
9. Thompson, Ethan-OSU	SO	31	120	75	1.60
10. Wright, McKinley-COLO	SO	35	167	109	1.53

MINUTES PLAYED

	CI	G	Mins	Avg/G
1. Thompson Jr., Stephen-OSU	SR	31	1136	36.65
2. Tinkle, Tres-OSU	JR	30	1092	36.40
3. Pritchard, Payton-ORE	JR	38	1349	35.50
4. Sueing, Justice-CAL	SO	31	1070	34.52
5. Austin, Paris-CAL	JR	29	999	34.45
6. Nowell, Jaylen-WASH	SO	36	1240	34.44
7. Franks, Robert-WSU	SR	27	930	34.44
8. Thompson, Ethan-OSU	SO	31	1065	34.35
9. Boatwright, Bennie-USC	SR	31	1038	33.48
10. Mathews, Jonah-USC	JR	33	1096	33.21

* Led NCAA Division I



SCORING OFFENSE

Table with 4 columns: Rank, Team, G, W-L, Pts, Avg/G. Lists top 12 teams in scoring offense.

SCORING DEFENSE

Table with 4 columns: Rank, Team, G, Pts, Avg/G. Lists top 12 teams in scoring defense.

SCORING MARGIN

Table with 5 columns: Rank, Team, G, OFF, DEF, Margin. Lists top 12 teams in scoring margin.

FREE THROW PCT

Table with 5 columns: Rank, Team, G, FTM, FTA, Pct. Lists top 12 teams in free throw percentage.

FIELD GOAL PERCENTAGES

Table with 5 columns: Rank, Team, G, FG, FGA, Pct. Lists top 12 teams in field goal percentage.

FIELD GOAL PCT DEFENSE

Table with 5 columns: Rank, Team, G, FG, FGA, Pct. Lists top 12 teams in field goal percentage defense.

3-POINT FG PCT

Table with 5 columns: Rank, Team, G, FG, FGA, Pct. Lists top 12 teams in 3-point field goal percentage.

3-POINT FG PCT DEFENSE

Table with 5 columns: Rank, Team, G, FG, FGA, Pct. Lists top 12 teams in 3-point field goal percentage defense.

REBOUNDING OFFENSE

Table with 5 columns: Rank, Team, G, Reb, Avg/G. Lists top 12 teams in rebounding offense.

REBOUNDING DEFENSE

Table with 5 columns: Rank, Team, G, Reb, Avg/G. Lists top 12 teams in rebounding defense.

REBOUNDING MARGIN

Table with 5 columns: Rank, Team, G, TEAM, OPP, Margin. Lists top 12 teams in rebounding margin.

BLOCKED SHOTS

Table with 4 columns: Rank, Team, G, Blocks, Avg/G. Lists top 12 teams in blocked shots.

ASSISTS

Table with 4 columns: Rank, Team, G, Assists, Avg/G. Lists top 12 teams in assists.

STEALS

Table with 4 columns: Rank, Team, G, Steals, Avg/G. Lists top 12 teams in steals.

TURNOVER MARGIN

Table with 5 columns: Rank, Team, G, TEAM, OPP, Margin. Lists top 12 teams in turnover margin.

ASSIST/TURNOVER RATIO

	G	Asst	Turn	Ratio
1. USC	33	16.2	11.9	1.37
2. Oregon State	31	15.0	12.4	1.21
3. Oregon	38	13.2	11.7	1.13
4. Utah	31	14.2	13.1	1.09
5. Washington State	32	14.9	13.7	1.08
6. Arizona	32	12.4	11.6	1.07
7. UCLA	33	14.3	14.1	1.01
8. Colorado	36	13.3	13.3	1.00
9. Arizona State	34	13.5	13.7	0.98
10. California	31	10.9	11.3	0.97
11. Washington	36	11.6	13.3	0.87
12. Stanford	31	12.6	15.0	0.84

OFFENSIVE REBOUNDS

	G	No.	Avg/G
1. Arizona State	34	401	11.79
2. UCLA	33	379	11.48
3. Stanford	31	323	10.42
4. Utah	31	321	10.35
5. Arizona	32	324	10.13
6. Colorado	36	364	10.11
7. Oregon State	31	311	10.03
8. USC	33	324	9.82
9. Oregon	38	365	9.61
10. Washington	36	337	9.36
11. Washington State	32	276	8.63
12. California	31	249	8.03

DEFENSIVE REBOUNDS

	G	No.	Avg/G
1. UCLA	33	977	29.61
2. Arizona State	34	946	27.82
3. Colorado	36	990	27.50
4. Stanford	31	825	26.61
5. USC	33	861	26.09
6. Oregon State	31	780	25.16
7. Washington State	32	800	25.00
Utah	31	775	25.00
9. Arizona	32	791	24.72
10. Oregon	38	936	24.63
11. Washington	36	790	21.94
12. California	31	652	21.03

3-POINT FG MADE

	G	3FG	Avg/G
1. Utah	31	298	9.61
2. Washington State	32	301	9.41
3. USC	33	281	8.52
4. Oregon	38	295	7.76
5. UCLA	33	256	7.76
6. Washington	36	273	7.58
7. Arizona	32	235	7.34
8. Arizona State	34	240	7.06
9. Stanford	31	207	6.68
California	31	207	6.68
11. Oregon State	31	203	6.55
12. Colorado	36	230	6.39



Robert Franks, WASHINGTON STATE
Pac-12 Scoring Leader - 21.6 ppg



Jaylen Hands, UCLA
Pac-12 Assists Leader - 6.1 apg



SCORING

	CI	G	FG	3FG	FT	Pts	Avg/G
1. Franks, Robert-WSU	SR	15	111	52	58	332	22.1
2. Tinkle, Tres-OSU	JR	17	121	32	89	363	21.4
3. Boatwright, Bennie-USC	SR	18	126	59	50	361	20.1
4. Barefield, Sedrick-UTAH	SR	18	108	61	59	336	18.7
5. Okpala, KZ-STAN	SO	16	102	16	60	280	17.5
6. Thompson Jr., Stephen-OSU	SR	18	113	38	50	314	17.4
7. Wilkes, Kris-UCLA	SO	18	109	34	57	309	17.2
8. Nowell, Jaylen-WASH	SO	18	108	27	40	283	15.7
9. Rakocevic, Nick-USC	JR	18	115	0	47	277	15.4
10. Hands, Jaylen-UCLA	SO	18	91	38	55	275	15.3
11. Sueing, Justice-CAL	SO	18	89	18	76	272	15.1
12. Dort, Luguentz-ASU	FR	18	87	28	66	268	14.9
13. Crisp, David-WASH	SR	18	91	48	37	267	14.8
14. Bey, Tyler-COLO	SO	18	105	1	50	261	14.5
Thompson, Ethan-OSU	SO	18	80	25	76	261	14.5
King, Louis-ORE	FR	18	95	34	37	261	14.5
Allen, Timmy-UTAH	FR	16	84	2	62	232	14.5
18. Elleby, CJ-WSU	FR	18	91	35	42	259	14.4
19. Martin, Remy-ASU	SO	18	88	35	44	255	14.2
20. Mathews, Jonah-USC	JR	18	86	45	11	228	12.7

REBOUNDING

	CI	G	OFF	DEF	TOT	Avg/G
1. Cheatham, Zylan-ASU	SR	18	39	151	190	10.6
2. Bey, Tyler-COLO	SO	18	33	147	180	10.0
3. Johnson, Jayce-UTAH	JR	16	50	96	146	9.1
4. Rakocevic, Nick-USC	JR	18	61	94	155	8.6
5. Brown, Moses-UCLA	FR	17	54	86	140	8.2
6. Sharma, Josh-STAN	SR	18	49	99	148	8.2
7. Tinkle, Tres-OSU	JR	17	32	101	133	7.8
8. Dickerson, Noah-WASH	SR	18	39	93	132	7.3
9. Franks, Robert-WSU	SR	15	18	87	105	7.0
10. Elleby, CJ-WSU	FR	18	26	94	120	6.7
11. Boatwright, Bennie-USC	SR	18	23	94	117	6.5
12. Sueing, Justice-CAL	SO	18	33	80	113	6.3
13. King, Louis-ORE	FR	18	20	92	112	6.2
14. Jeter, Chase-ARIZ	JR	16	38	61	99	6.2
15. Allen, Timmy-UTAH	FR	16	29	69	98	6.1
16. Nowell, Jaylen-WASH	SO	18	17	90	107	5.9
17. Da Silva, Oscar-STAN	SO	18	30	76	106	5.9
18. Hill, Jalen-UCLA	FR	18	28	73	101	5.6
19. Okpala, KZ-STAN	SO	16	16	73	89	5.6
20. Wilkes, Kris-UCLA	SO	18	21	72	93	5.2

FIELD GOAL PCT (Min. 3.0 made per game)

	CI	G	FG	FGA	Pct
1. Sharma, Josh-STAN	SR	18	85	116	.733
2. Kelley, Kylor-OSU	JR	18	56	87	.644
3. Lee, Ira-ARIZ	SO	18	57	91	.626
4. Dickerson, Noah-WASH	SR	18	66	107	.617
5. Allen, Timmy-UTAH	FR	16	84	139	.604
6. Rakocevic, Nick-USC	JR	18	115	192	.599
7. White, Romello-ASU	SO	18	56	95	.589
8. Brown, Moses-UCLA	FR	17	65	111	.586
9. Bey, Tyler-COLO	SO	18	105	189	.556
10. Johnson, Jayce-UTAH	JR	16	52	94	.553

ASSISTS

	CI	G	Assts	Avg/G
1. Martin, Remy-ASU	SO	18	112	6.22
2. Hands, Jaylen-UCLA	SO	18	103	5.72
3. Thompson, Ethan-OSU	SO	18	88	4.89
4. Thornton, Derryck-USC	JR	18	78	4.33
5. Wright, McKinley-COLO	SO	17	73	4.29
6. Barefield, Sedrick-UTAH	SR	18	76	4.22
Coleman, Justin-ARIZ	SR	18	76	4.22
8. Pritchard, Payton-ORE	JR	18	75	4.17
9. Austin, Paris-CAL	JR	16	63	3.94
10. Tinkle, Tres-OSU	JR	17	64	3.76

FREE THROW PCT (Min. 2.0 made per game)

	CI	G	FTM	FTA	Pct
1. Franks, Robert-WSU	SR	15	58	60	.967
2. Gatling, Shane-COLO	JR	18	45	52	.865
3. Cannon, Marvin-WSU	SO	18	49	59	.831
4. Schwartz, D'Shawn-COLO	SO	18	38	46	.826
5. Thybulle, Matisse-WASH	SR	18	37	45	.822
6. Barefield, Sedrick-UTAH	SR	18	59	73	.808
7. Wright, McKinley-COLO	SO	17	42	52	.808
8. Tinkle, Tres-OSU	JR	17	89	111	.802
9. Pritchard, Payton-ORE	JR	18	40	50	.800
10. Hands, Jaylen-UCLA	SO	18	55	69	.797

STEALS

	CI	G	Stls	Avg/G
1. Thybulle, Matisse-WASH	SR	18	71	3.94
2. Pritchard, Payton-ORE	JR	18	38	2.11
3. Sueing, Justice-CAL	SO	18	37	2.06
4. Tinkle, Tres-OSU	JR	17	32	1.88
5. Austin, Paris-CAL	JR	16	27	1.69
6. McNeill, Darius-CAL	SO	18	28	1.56
7. Amin, Ehab-ORE	SR	17	26	1.53
8. Dort, Luguentz-ASU	FR	18	27	1.50
9. Nowell, Jaylen-WASH	SO	18	26	1.44
Thompson Jr., Stephen-OSU	SR	18	26	1.44

3-POINT FG PCT (Min. 1.0 made per game)

	CI	G	3FG	FGA	Pct
1. Singleton, David-UCLA	FR	18	25	53	.472
2. Boatwright, Bennie-USC	SR	18	59	128	.461
3. Nowell, Jaylen-WASH	SO	18	27	59	.458
4. Franks, Robert-WSU	SR	15	52	114	.456
5. Elleby, CJ-WSU	FR	18	35	81	.432
6. Van Dyke, Parker-UTAH	SR	18	50	116	.431
7. Crisp, David-WASH	SR	18	48	113	.425
8. Tillman, Donnie-UTAH	SO	18	32	76	.421
9. Bradley, Matt-CAL	FR	18	31	74	.419
10. Daniels, Viont'E-WSU	SR	15	18	44	.409

3-POINT FG MADE

	CI	G	3FG	Avg/G
1. Franks, Robert-WSU	SR	15	52	3.47
2. Barefield, Sedrick-UTAH	SR	18	61	3.39
3. Boatwright, Bennie-USC	SR	18	59	3.28
4. Van Dyke, Parker-UTAH	SR	18	50	2.78
5. Crisp, David-WASH	SR	18	48	2.67
6. Mathews, Jonah-USC	JR	18	45	2.50
7. Gatling, Shane-COLO	JR	18	40	2.22
8. Thompson Jr., Stephen-OSU	SR	18	38	2.11
Hands, Jaylen-UCLA	SO	18	38	2.11
10. McNeill, Darius-CAL	SO	18	37	2.06

BLOCKED SHOTS

	CI	G	Blks	Avg/G
1. Kelley, Kylor-OSU	JR	18	53	2.94
2. Thybulle, Matisse-WASH	SR	18	46	2.56
3. Wooten, Kenny-ORE	SO	15	32	2.13
4. Brown, Moses-UCLA	FR	17	27	1.59
5. Vanover, Connor-CAL	FR	18	27	1.50
6. Da Silva, Oscar-STAN	SO	18	26	1.44
7. Sharma, Josh-STAN	SR	18	25	1.39
8. Johnson, Jayce-UTAH	JR	16	20	1.25
9. Wright, Hameir-WASH	SO	15	16	1.07
10. Rakocevic, Nick-USC	JR	18	18	1.00

ASSIST/TURNOVER RATIO (Min. 3.0 assists/game)

	CI	G	Asst	Turn	Ratio
1. Martin, Remy-ASU	SO	18	112	35	3.20
2. Thornton, Derryck-USC	JR	18	78	26	3.00
3. Pritchard, Payton-ORE	JR	18	75	35	2.14
4. Thompson, Ethan-OSU	SO	18	88	42	2.10
5. Hands, Jaylen-UCLA	SO	18	103	54	1.91
6. Wright, McKinley-COLO	SO	17	73	41	1.78
7. Coleman, Justin-ARIZ	SR	18	76	43	1.77
8. Thompson Jr., Stephen-OSU	SR	18	59	36	1.64
9. Barefield, Sedrick-UTAH	SR	18	76	50	1.52
10. Austin, Paris-CAL	JR	16	63	44	1.43

MINUTES PLAYED

	CI	G	Mins	Avg/G
1. Thompson Jr., Stephen-OSU	SR	18	674	37.44
2. Tinkle, Tres-OSU	JR	17	630	37.06
3. Pritchard, Payton-ORE	JR	18	649	36.06
4. Franks, Robert-WSU	SR	15	536	35.73
5. Sueing, Justice-CAL	SO	18	640	35.56
6. Boatwright, Bennie-USC	SR	18	625	34.72
Thompson, Ethan-OSU	SO	18	625	34.72
8. Barefield, Sedrick-UTAH	SR	18	624	34.67
9. Crisp, David-WASH	SR	18	622	34.56
10. Okpala, KZ-STAN	SO	16	551	34.44

SCORING OFFENSE

	G	W-L	Pts	Avg/G
1. UCLA	18	9-9	1435	79.7
2. Utah	18	11-7	1407	78.2
3. Arizona State	18	12-6	1376	76.4
4. Oregon State	18	10-8	1338	74.3
5. USC	18	8-10	1334	74.1
6. Stanford	18	8-10	1304	72.4
7. Colorado	18	10-8	1293	71.8
8. Washington State	18	4-14	1273	70.7
9. Washington	18	15-3	1257	69.8
10. Arizona	18	8-10	1242	69.0
11. Oregon	18	10-8	1233	68.5
12. California	18	3-15	1194	66.3

SCORING DEFENSE

	G	Pts	Avg/G
1. Washington	18	1121	62.3
2. Oregon	18	1162	64.6
3. Colorado	18	1232	68.4
4. Arizona	18	1275	70.8
5. Stanford	18	1285	71.4
6. USC	18	1310	72.8
7. Oregon State	18	1313	72.9
8. Arizona State	18	1322	73.4
9. Utah	18	1370	76.1
10. California	18	1396	77.6
11. Washington State	18	1444	80.2
12. UCLA	18	1456	80.9

SCORING MARGIN

	G	OFF	DEF	Margin
1. Washington	18	69.8	62.3	+7.6
2. Oregon	18	68.5	64.6	+3.9
3. Colorado	18	71.8	68.4	+3.4
4. Arizona State	18	76.4	73.4	+3.0
5. Utah	18	78.2	76.1	+2.1
6. Oregon State	18	74.3	72.9	+1.4
7. USC	18	74.1	72.8	+1.3
8. Stanford	18	72.4	71.4	+1.1
9. UCLA	18	79.7	80.9	-1.2
10. Arizona	18	69.0	70.8	-1.8
11. Washington State	18	70.7	80.2	-9.5
12. California	18	66.3	77.6	-11.2

FREE THROW PCT

	G	FTM	FTA	Pct
1. Washington State	18	212	270	.785
2. Colorado	18	259	340	.762
3. Oregon State	18	298	403	.739
4. Arizona	18	241	341	.707
5. California	18	222	323	.687
6. Washington	18	214	312	.686
7. Utah	18	241	353	.683
8. Stanford	18	243	357	.681
9. Oregon	18	178	267	.667
10. Arizona State	18	282	430	.656
11. UCLA	18	275	430	.640
12. USC	18	168	273	.615

FIELD GOAL PERCENTAGES

	G	FG	FGA	Pct
1. Utah	18	488	1034	.472
2. Oregon State	18	460	981	.469
3. Stanford	18	475	1017	.467
4. Washington	18	449	963	.466
5. UCLA	18	509	1097	.464
6. USC	18	503	1097	.459
7. Arizona State	18	476	1040	.458
8. Colorado	18	463	1014	.457
9. Oregon	18	455	1034	.440
10. Washington State	18	447	1026	.436
11. Arizona	18	432	1051	.411
12. California	18	427	1051	.406

FIELD GOAL PCT DEFENSE

	G	FG	FGA	Pct
1. Arizona State	18	438	1040	.421
2. Washington	18	403	936	.431
3. USC	18	472	1088	.434
4. Stanford	18	474	1090	.435
5. Colorado	18	448	1030	.435
6. Oregon	18	403	924	.436
7. UCLA	18	522	1178	.443
8. Utah	18	488	1067	.457
9. Oregon State	18	468	1020	.459
10. Arizona	18	446	957	.466
11. California	18	494	1003	.493
12. Washington State	18	528	1072	.493

3-POINT FG PCT

	G	FG	FGA	Pct
1. Utah	18	190	487	.390
2. USC	18	160	413	.387
3. Washington	18	145	384	.378
4. Washington State	18	167	446	.374
5. UCLA	18	142	390	.364
6. Arizona	18	137	392	.349
7. Arizona State	18	142	412	.345
8. Oregon	18	145	428	.339
9. California	18	118	358	.330
10. Oregon State	18	120	367	.327
11. Colorado	18	108	346	.312
12. Stanford	18	111	356	.312

3-POINT FG PCT DEFENSE

	G	FG	FGA	Pct
1. Oregon	18	124	392	.316
2. Washington	18	106	333	.318
3. Colorado	18	123	377	.326
4. USC	18	145	432	.336
5. Arizona State	18	155	449	.345
6. Utah	18	130	374	.348
7. UCLA	18	179	505	.354
8. Arizona	18	126	347	.363
9. Stanford	18	115	310	.371
10. California	18	166	443	.375
11. Oregon State	18	154	400	.385
12. Washington State	18	162	417	.388

REBOUNDING OFFENSE

	G	Reb	Avg/G
1. UCLA	18	726	40.3
2. Arizona State	18	675	37.5
3. Stanford	18	663	36.8
4. Colorado	18	649	36.1
5. Utah	18	636	35.3
6. USC	18	625	34.7
7. Arizona	18	615	34.2
8. Oregon	18	597	33.2
9. Oregon State	18	595	33.1
10. Washington State	18	574	31.9
11. California	18	546	30.3
12. Washington	18	536	29.8

REBOUNDING DEFENSE

	G	Reb	Avg/G
1. Colorado	18	568	31.6
2. Oregon	18	592	32.9
3. Washington	18	593	32.9
4. Stanford	18	594	33.0
5. Oregon State	18	597	33.2
6. Utah	18	602	33.4
7. Arizona	18	612	34.0
8. Washington State	18	640	35.6
9. Arizona State	18	641	35.6
10. UCLA	18	650	36.1
11. California	18	667	37.1
12. USC	18	681	37.8

REBOUNDING MARGIN

	G	TEAM	OPP	Margin
1. Colorado	18	36.1	31.6	+4.5
2. UCLA	18	40.3	36.1	+4.2
3. Stanford	18	36.8	33.0	+3.8
4. Arizona State	18	37.5	35.6	+1.9
Utah	18	35.3	33.4	+1.9
6. Oregon	18	33.2	32.9	+0.3
7. Arizona	18	34.2	34.0	+0.2
8. Oregon State	18	33.1	33.2	-0.1
9. USC	18	34.7	37.8	-3.1
10. Washington	18	29.8	32.9	-3.2
11. Washington State	18	31.9	35.6	-3.7
12. California	18	30.3	37.1	-6.7

BLOCKED SHOTS

	G	Blocks	Avg/G
1. Washington	18	101	5.61
2. Oregon State	18	91	5.06
3. Stanford	18	82	4.56
4. Oregon	18	67	3.72
5. USC	18	60	3.33
6. UCLA	18	59	3.28
7. California	18	53	2.94
8. Washington State	18	51	2.83
9. Utah	18	49	2.72
10. Arizona State	18	48	2.67
11. Colorado	18	44	2.44
12. Arizona	18	34	1.89

ASSISTS

	G	Assists	Avg/G
1. USC	18	299	16.61
2. Oregon State	18	276	15.33
3. Utah	18	266	14.78
4. UCLA	18	262	14.56
5. Washington State	18	256	14.22
6. Arizona State	18	252	14.00
Colorado	18	252	14.00
8. Oregon	18	236	13.11
9. Stanford	18	232	12.89
10. Arizona	18	229	12.72
11. Washington	18	210	11.67
12. California	18	198	11.00

STEALS

	G	Steals	Avg/G
1. Washington	18	172	9.56
2. California	18	146	8.11
Oregon	18	146	8.11
4. Arizona State	18	114	6.33
5. UCLA	18	112	6.22
6. Oregon State	18	103	5.72
Utah	18	103	5.72
8. Stanford	18	102	5.67
9. Washington State	18	97	5.39
USC	18	97	5.39
11. Arizona	18	92	5.11
12. Colorado	18	86	4.78

TURNOVER MARGIN

	G	TEAM	OPP	Margin
1. Washington	18	13.5	17.4	+3.89
2. Oregon	18	11.6	14.5	+2.89
3. California	18	11.4	14.0	+2.56
4. Arizona	18	11.4	13.7	+2.28
5. USC	18	11.0	12.2	+1.22
6. Arizona State	18	13.7	13.9	+0.22
7. Oregon State	18	11.9	11.9	+0.06
8. Colorado	18	12.5	11.3	-1.22
9. UCLA	18	14.4	11.7	-2.67
10. Washington State	18	14.2	11.3	-2.83
11. Stanford	18	14.8	11.6	-3.17
12. Utah	18	13.2	10.0	-3.22

ASSIST/TURNOVER RATIO

	G	Asst	Turn	Ratio
1. USC	18	16.6	11.0	1.51
2. Oregon State	18	15.3	11.9	1.29
3. Oregon	18	13.1	11.6	1.13
4. Colorado	18	14.0	12.5	1.12
5. Utah	18	14.8	13.2	1.12
6. Arizona	18	12.7	11.4	1.12
7. Arizona State	18	14.0	13.7	1.02
8. UCLA	18	14.6	14.4	1.01
9. Washington State	18	14.2	14.2	1.00
10. California	18	11.0	11.4	0.96
11. Stanford	18	12.9	14.8	0.87
12. Washington	18	11.7	13.5	0.86

OFFENSIVE REBOUNDS

	G	No.	Avg/G
1. UCLA	18	208	11.56
2. Arizona State	18	198	11.00
3. Arizona	18	197	10.94
4. Stanford	18	180	10.00
Utah	18	180	10.00
6. Oregon	18	177	9.83
7. Colorado	18	175	9.72
8. USC	18	174	9.67
9. Oregon State	18	159	8.83
California	18	159	8.83
11. Washington	18	158	8.78
12. Washington State	18	146	8.11

DEFENSIVE REBOUNDS

	G	No.	Avg/G
1. UCLA	18	518	28.78
2. Stanford	18	483	26.83
3. Arizona State	18	477	26.50
4. Colorado	18	474	26.33
5. Utah	18	456	25.33
6. USC	18	451	25.06
7. Oregon State	18	436	24.22
8. Washington State	18	428	23.78
9. Oregon	18	420	23.33
10. Arizona	18	418	23.22
11. California	18	387	21.50
12. Washington	18	378	21.00

3-POINT FG MADE

	G	3FG	Avg/G
1. Utah	18	190	10.56
2. Washington State	18	167	9.28
3. USC	18	160	8.89
4. Washington	18	145	8.06
Oregon	18	145	8.06
6. UCLA	18	142	7.89
Arizona State	18	142	7.89
8. Arizona	18	137	7.61
9. Oregon State	18	120	6.67
10. California	18	118	6.56
11. Stanford	18	111	6.17
12. Colorado	18	108	6.00



Matisse Thybulle, WASHINGTON
Pac-12 & NCAA Steals Leader - 3.5 spg



Kylor Kelley, OREGON STATE
Pac-12 Blocks Leader - 3.4 bpg

TEAM GAME HIGHS

Points	
104	Stanford vs UCLA (02/16/19)
103	Washington State vs CSUN (11/27/18)
Margin	
48 (98-50)	Stanford vs Washington State (02/28/19)
42 (91-49)	USC vs Southern Utah (12/21/18)
Field goals made	
40	UCLA vs Purdue Fort Wayne (11/06/18)
40	UCLA vs Saint Francis U (11/16/18)
Field goal attempts	
86	USC at UCLA (02/28/19)
82	USC at Santa Clara (12/18/18)
Field goal percentage	
.617 (29-47)	Arizona State vs Washington (02/09/19)
.609 (39-64)	Oregon State vs Missouri State (12/01/18)
3-Pt FG made	
19	USC at California (02/16/19)
19	USC at UCLA (02/28/19)
3-Pt FG attempts	
50	USC at UCLA (02/28/19)
41	Washington State vs USC (02/02/19)
3-Pt percentage	
.733 (11-15)	Stanford vs Seattle U (11/06/18)
.643 (9-14)	Utah at Stanford (01/24/19)
Free throws made	
39	Washington State vs Rider (12/17/18)
33	Oregon vs Green Bay (11/20/18)
Free throw attempts	
51	Washington State vs Rider (12/17/18)
44	Arizona State vs CSU Fullerton (11/6/18)
Free throw percentage	
1.000 (12-12)	California at St. Mary's (CA) (12/1/18)
1.000 (12-12)	Washington State vs USC (02/02/19)
Rebounds	
63	Arizona State vs Long Beach State (11/12/18)
58	Arizona State vs CSU Fullerton (11/6/18)
Assists	
29	Oregon State vs Missouri State (12/01/18)
28	USC at UCLA (02/28/19)
Steals	
17	California at UCLA (01/05/19)
15	Stanford at UNC Wilmington (11/09/18)
15	Arizona State vs Washington State (02/07/19)
Blocked shots	
13	UCLA vs Saint Francis U (11/16/18)
11	Washington vs Eastern Washington (11/27/18)
11	Washington vs California (01/19/19)
Turnovers	
24	UCLA vs Liberty (12/29/18)
24	Arizona State vs Washington (02/09/19)
Fouls	
29	Utah vs Hawaii (11/22/18)
29	California vs Seattle U (12/29/18)

INDIVIDUAL PLAYER GAME HIGHS

Points	
37	Boatwright, Bennie (USC) at Oregon State (01/10/19)
37	Franks, Robert (Washington State) vs Oregon State (03/09/19)
Field goals made	
14	Boatwright, Bennie (USC) at Oregon State (01/10/19)
13	Bol, Bol (Oregon) vs Texas Southern (11/26/18)
13	Rakocevic, Nick (USC) vs Arizona (01/24/19)
13	Crisp, David (Washington) at California (02/28/19)
13	Bey, Tyler (Colorado) vs UCLA (03/07/19)
Field goal attempts	
24	Boatwright, Bennie (USC) at Oregon State (01/10/19)
22	Dort, Luguentz (Arizona State) vs CSU Fullerton (11/6/18)
22	Franks, Robert (Washington State) vs Cal Poly (11/19/18)
22	Bol, Bol (Oregon) vs Texas Southern (11/26/18)
22	Wilkes, Kris (UCLA) at Oregon State (01/13/19)
22	Boatwright, Bennie (USC) at UCLA (02/28/19)
22	Barefield, Sedrick (Utah) vs UCLA (03/09/19)
Field goal percentage	
1.000 (9-9)	Bey, Tyler (Colorado) vs Oregon (02/02/19)
.909 (10-11)	Sharma, Josh (Stanford) vs UCLA (02/16/19)
3-Pt FG made	
10	Boatwright, Bennie (USC) at California (02/16/19)
8	Franks, Robert (Washington State) vs Oregon State (03/09/19)
3-Pt FG attempts	
17	Boatwright, Bennie (USC) at UCLA (02/28/19)
14	Crisp, David (Washington) at Arizona State (02/09/19)
14	Mathews, Jonah (USC) at UCLA (02/28/19)
3-Pt percentage	
1.000 (5-5)	Thompson, Ethan (Oregon State) vs Missouri State (12/01/18)
.857 (6-7)	Mathews, Jonah (USC) at Washington State (02/02/19)
Free throws made	
15	Cannon, Marvin (Washington State) vs Rider (12/17/18)
12	Bey, Tyler (Colorado) vs Washington (03/15/19)
Free throw attempts	
17	Dickerson, Noah (Washington) vs Texas A&M (11/20/18)
16	Cannon, Marvin (Washington State) vs Rider (12/17/18)
16	Okpala, KZ (Stanford) at California (02/03/19)
Free throw percentage	
1.000 (10-10)	Gatling, Shane (Colorado) vs UCLA (03/07/19)
1.000 (9-9)	Pritchard, Payton (Oregon) vs Portland State (11/06/18)
1.000 (9-9)	Bey, Tyler (Colorado) vs Colorado State (12/01/18)
1.000 (9-9)	Randolph, Brandon (Arizona) at Connecticut (12/02/18)
1.000 (9-9)	Franks, Robert (Washington State) vs Oregon State (03/09/19)
1.000 (8-8)	15 tied
Rebounds	
22	Cheatham, Zylan (Arizona State) vs Arizona (01-31-19)
20	Hill, Jalen (UCLA) vs Presbyterian (11/19/18)
20	Cheatham, Zylan (Arizona State) at UCLA (01/24/19)
Assists	
12	Hands, Jaylen (UCLA) at Cincinnati (12/19/18)
12	Thornton, Derryck (USC) vs California (01/03/19)
Steals	
7	Thybulle, Matisse (Washington) vs Sacramento State (12/21/18)
7	McNeill, Darius (California) at UCLA (01/05/19)
7	Thybulle, Matisse (Washington) vs USC (01/30/19)
7	Thybulle, Matisse (Washington) vs UCLA (02/02/19)
Blocked shots	
9	Kelley, Kaylor (Oregon State) vs Pepperdine (12/17/18)
8	Brown, Moses (UCLA) vs Saint Francis U (11/16/18)
Turnovers	
8	Davis, Daejon (Stanford) at UNC Wilmington (11/09/18)
8	Dort, Luguentz (Arizona State) vs Texas Southern (12/01/18)
8	Thompson, Ethan (Oregon State) vs Washington (01/26/19)

NCAA TOURNAMENT

First Four - March 20

#11 ARIZONA STATE 74, #11 St. John's 65 (Dayton, Ohio)

First Round - March 22

#6 Buffalo 91, #11 ARIZONA STATE 74 (Tulsa, Okla.)

#12 OREGON 72, #5 Wisconsin 54 (San Jose, Calif.)

#9 WASHINGTON 78, #8 Utah State 61 (Columbus, Ohio)

Second Round - March 24

#1 North Carolina 81, #9 WASHINGTON 59 (Columbus, Ohio)

#12 OREGON 73, #13 UC Irvine 54 (San Jose, Calif.)

Regional Semifinals - March 28

#1 Virginia 53, #12 OREGON 49 (Louisville, Ky.)

NATIONAL INVITATION TOURNAMENT

First Round - March 19

#4 COLORADO 78, #5 Dayton 73 (Boulder, Colo.)

Second Round - March 25

#4 COLORADO 76, #8 Norfolk State 60 (Boulder, Colo.)

Quarterfinals - March 27


#2 Texas 68, #4 COLORADO 55 (Austin, Texas)



OREGON's Kenny Wooten was a breakout star in the 2019 NCAA Tournament, averaging 7.3 points on 71 percent shooting, 6.3 rebounds and 4.0 blocks in helping the Ducks reach the Sweet 16 for the third time in the past four seasons.



► T-Mobile Arena, Las Vegas, Nevada
Host site of the 2020 Pac-12 Men's
Basketball Tournament



► In its first year at T-Mobile Arena in 2017, the event set records for highest-attended quarterfinal session (18,153, Session 4), highest-ever single-session attendance (19,224, Session 5), and total all-session attendance (86,910).



presented by



The Pac-12 Tournament enters its eighth year in Las Vegas, and fourth at T-Mobile Arena. The Tournament will get underway on Wednesday, March 11 and conclude with the championship game on Saturday, March 14.

The Pac-12 Networks will broadcast all four men's games on Wednesday, three of the four men's quarterfinals on Thursday, and one semifinal on Friday. Meanwhile, one quarterfinal, one semifinal and the championship game will be broadcast by FS1.

The Conference previously held a 10-team postseason tournament from 1987-90. On October 23, 2000, the Conference CEO Group/Council voted to reinstate a men's basketball tournament following the 2002 season.

The original Pac-10 Tournament was inaugurated following the 1986-87 season at UCLA's Pauley Pavilion where the host UCLA Bruins captured the first Pac-10 postseason title. Subsequent Tournaments were held at Arizona's McKale Center (1988), the Great Western Forum in Los Angeles (1989), and Arizona State's University Activity Center (1990). Arizona's Sean Elliott was tabbed the Most Outstanding Player in 1988 and again in 1989 as he led the Wildcats to a pair of Conference crowns. Arizona captured its third Pac-10 crown following the 1990 season, which happened to mark the end of the first run of the Pac-10 Tournament.

Arizona made it four in a row with the return of the Pac-10 Tournament in 2002. It was the first year in an 11-year run with the Los Angeles STAPLES Center serving as host of the league's postseason tournament. The Wildcats' streak ended the next year as Oregon captured its first tournament crown in 2003.

In 2004, Stanford nearly ran the table in the regular season, finishing league play with a 17-1 record. Its only loss came at Washington in the last game of the season. However, the Cardinal retaliated with a 77-66 victory over Washington in the championship game to capture the school's first-ever postseason conference crown. In 2005, it was Washington's turn. For the fourth consecutive year, a different school cut down the nets on Saturday as the Huskies claimed their first Tournament crown with an 81-72 victory over Arizona.

The UCLA Bruins were the fifth different team over five seasons to capture the Tournament title with their 71-52 victory over California in the 2006 championship game. What was different about the 2006 Pacific Life Tournament? It was the first time since the Pac-10 resurrected the league tournament that all 10 teams participated. In the previous four tournaments, only the top eight teams qualified for the Pac-10 Tournament.

Oregon returned to the award stand in 2007 with its 81-57 victory over USC in the championship game. A then-record 84,477 fans attended the four-day Tournament. UCLA returned to the victory stand in 2008 with its 67-64 win over Stanford, catapulting the Bruins to their third consecutive NCAA Final Four appearance.

In 2009, USC became the lowest seeded team to win the Pac-10 Tournament. The Trojans entered tournament play as the No. 6 seed, then proceeded to knock off No. 3 California and No. 2 UCLA to reach the championship game. It was the fourth time USC played in the championship game, but this time it came out victorious with a 66-63 win over No. 4 Arizona State to win the Pac-10 Tournament crown.

Washington raised the championship hardware for the second time with a 79-75 win over California in the 2010 Tournament, then successfully defended its crown with a thrilling 77-75 overtime victory over Arizona in 2011 as Husky guard Isaiah Thomas nailed the game-winner at the buzzer. Thomas earned his second Tournament Most Outstanding Player honors, joining former Arizona All-American Sean Elliott as the only two-time recipients of the award.

In 2012, the league's postseason tournament grew from nine to 11 games with the addition of expansion members Colorado and Utah. And it was the Colorado Buffaloes who ran the table, becoming the first team in the league's postseason history to win four games in four days to capture the 2012 Pac-12 Tournament title. Carlon Brown, the Pac-12 Tournament's Most Outstanding Player, led the Buffaloes with 15.8 points and 4.8 rebounds as Colorado earned the Pac-12's automatic berth in the NCAA Tournament. The 2012 Tournament marked the last year of an 11-year run for STAPLES Center.

Viva Las Vegas! The Pac-12 moved the 2013 Tournament location to the bright lights of Las Vegas and the MGM Grand Garden Arena. The Oregon Ducks knocked off the Pac-12 regular season champion UCLA Bruins, 78-69, to capture their third Tournament crown. The Ducks were the fifth different school in a six-year span to win the Pac-12 Championship.

UCLA responded with its fourth Tournament crown in 2014, matching Arizona for most in league history. The Bruins knocked off regular season champion Arizona, 74-71, before a capacity crowd.

After a 13-year hiatus, the Arizona Wildcats returned to the award stand with its 80-52 win over Oregon in 2015. It was their fifth appearance in the championship game since they last claimed the Tournament crown in 2002, but Arizona captured the title in fine fashion with the largest margin of victory ever in the championship game.

The 2016 edition featured a first - the first time in Conference tournament history that the better seeds held through the entire event. Top seeded Oregon avenged its prior year championship-game loss to Arizona with a 95-89 overtime triumph in the semifinals. The Ducks then left no doubt and set a new tourney mark with a 31-point title game rout of No. 2 seed Utah, 88-57, to claim their second title in four years and fourth in program history.

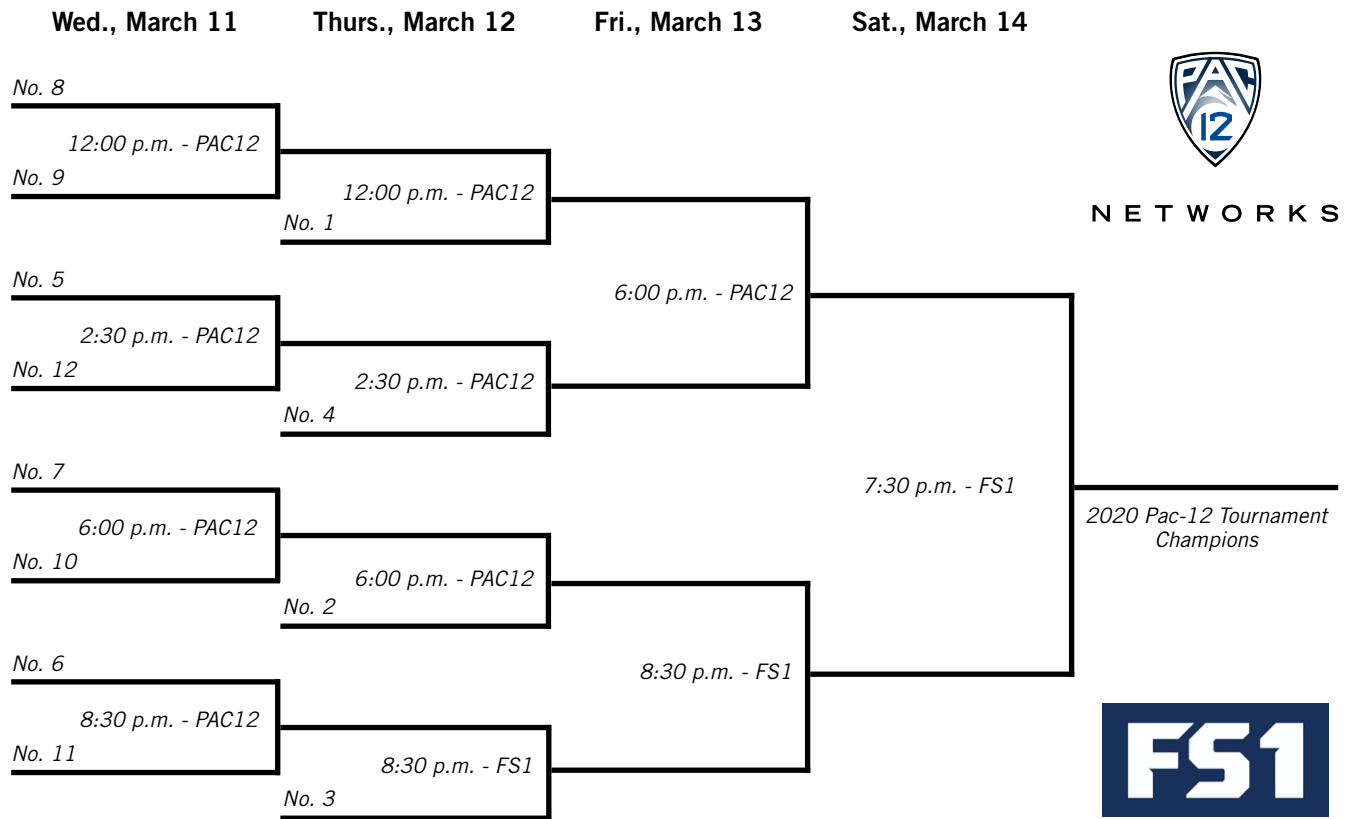
In the tournament's debut in T-Mobile Arena in 2017, No. 2 seed Arizona avenged a regular-season loss to top seeded Oregon to capture the Pac-12 Championship, 83-80. The event set records for highest-attended quarterfinal session (18,153, Session 4), highest-ever single-session attendance (19,224, Session 5), and total all-session attendance (86,910).

The Wildcats repeated in 2018 behind singular performances from Deandre Ayton, the league's Player and Freshman of the Year as well as the eventual No. 1 pick in the 2018 NBA Draft. Ayton averaged 24.7 points and 12.7 rebounds in three games, including 32 points and 14 rebounds in the semifinals and 32 points and 18 boards in a title game triumph over No. 2 seed USC. He was the clear choice as the tourney's Most Outstanding Player, which cemented his legacy as the most decorated rookie in league history.

Oregon again made history in 2019, becoming the first team to defeat the tourney's top three seeds en route to the Conference title. The sixth seeded Ducks equaled Colorado's 2012 feat of four wins in four days - including wins over No. 3 Utah, No. 2 Arizona State and No. 1 Washington - thanks to a stout defense that allowed just 57.0 points per game.



Arizona's Matt Muehlebach, the 1990 Tournament co-MVP. The only player ever to post at triple-double in Tournament history with 10 points, 11 rebounds and 10 assists vs. USC on Mar. 9, 1990.



PAC-12 TOURNAMENT STRUCTURE-SEEDING AND TIE-BREAKING PROCEDURES

Seeding: The seedings and pairings shall be determined upon completion of regular season play on Saturday, March 3. The won-lost percentage record of the teams in regular season Conference play will determine tournament seedings. The team with the best won-lost percentage in Conference play will be seeded #1, the next best won-lost percentage in Conference play will be seeded #2, and so forth through all the seeds.

Tie-Breakers: Tie breaking procedures for determining all tournament seeding will be:

1. Two-team tie

- a. Results of head-to-head competition during the regular season.
- b. Each team's record (won-lost percentage) vs. the team occupying the highest position in the final regular standings, and then continuing down through the standings until one team gains an advantage.
When arriving at another group of tied teams while comparing records, use each team's record (won-lost percentage) against the collective tied teams as a group (prior to that group's own tie-breaking procedure), rather than the performance against individual tied teams.
- c. Won-lost percentage against all Division I opponents.
- d. Coin toss conducted by the Commissioner or designee.

2. Multiple-team tie

- a. Results (won-lost percentage) of collective head-to-head competition during the regular season among the tied teams.
- b. If more than two teams are still tied, each of the tied team's record (won-lost percentage) vs. the team occupying the highest position in the final regular season standings, and then continuing down through the standings, eliminating teams with inferior records, until one team gains an advantage.
When arriving at another group of tied teams while comparing records, use each team's record (won-lost percentage) against the collective tied teams as a group (prior to that group's own tie-breaking procedure), rather than the performance against individual tied teams.
If at any point the multiple-team tie is reduced to two teams, the two-team tie-breaking procedure will be applied.
- c. Won-lost percentage against all Division I opponents.
- d. Coin toss conducted by the Commissioner or designee.



1987 PAC-10 TOURNAMENT
Pauley Pavilion - Los Angeles

Session 1 - Thur., March 5
Game 1: (8) ASU 76, (9) WSU 60
Game 2: (7) ORE 51, (10) USC 49
Attendance: 4,851

Session 2 - Fri., March 6
Game 3: (4) ASU 76, (5) OSU 57
Game 4: (1) UCLA 99, ASU 83
Attendance: 8,918

Session 3 - Fri., March 6
Game 5: (3) WASH 86, (6) STAN 71
Game 6: ORE 72, (2) ARIZ 63
Attendance: 5,424

Session 4 - Sat., March 7
Game 7: UCLA 75, CAL 68
Game 8: WASH 70, ORE 56
Attendance: 9,352

Session 5 - Sun., March 8
Game 9: UCLA 76, WASH 64
Attendance: 9,117

1988 PAC-10 TOURNAMENT
McKale Center - Tucson, Ariz.

Session 1 - Thur., March 10
Game 1: (9) CAL 75, (8) USC 59
Game 2: (10) WASH 96, (7) ASU 82
Attendance: 12,635

Session 2 - Fri., March 11
Game 3: (4) STAN 88, (5) ORE 67
Game 4: (1) ARIZ 88, CAL 64
Attendance: 13,436

Session 3 - Fri., March 11
Game 5: (2) OSU 80, WASH 61
Game 6: (6) WSU 73, (3) UCLA 71
Attendance: 13,061

Session 4 - Sat., March 12
Game 7: ARIZ 97, STAN 83
Game 8: OSU 74, WSU 68, 20T
Attendance: 13,549

Session 5 - Sun., March 13
Game 9: ARIZ 93, OSU 67
Attendance: 13,796

1989 PAC-10 TOURNAMENT
Great Western Forum - Los Angeles

Session 1 - Thur., March 9
Game 1: (8) WSU 78, (9) ORE 56
Game 2: (10) USC 94, (7) ASU 82
Attendance: 4,830

Session 2 - Fri., March 10
Game 3: (4) OSU 79, (5) CAL 66
Game 4: (1) ARIZ 62, WSU 54
Attendance: 7,195

Session 3 - Fri., March 10
Game 5: (2) STAN 66, USC 61
Game 6: (3) UCLA 64, (6) WASH 54
Attendance: 9,001

Session 4 - Sat., March 11
Game 7: ARIZ 98, OSU 87
Game 8: STAN 95, UCLA 86
Attendance: 10,565

Session 5 - Sun., March 12
Game 9: ARIZ 73, STAN 51
Attendance: 10,403

1990 PAC-10 TOURNAMENT
University Activity Center - Tempe, Ariz.

Session 1 - Thur., March 8
Game 1: (8) ASU 57, (9) WASH 51
Game 2: (7) USC 85, (10) WSU 68
Attendance: 4,567

Session 2 - Fri., March 9
Game 3: (4) UCLA 94, (5) ORE 76
Game 4: ASU 83, (1) OSU 75
Attendance: 4,380

Session 3 - Fri., March 9
Game 5: (2) ARIZ 80, USC 57
Game 6: (6) STAN 77, (3) CAL 61
Attendance: 8,079

Session 4 - Sat., March 10
Game 7: UCLA 79, ASU 78
Game 8: ARIZ 85, STAN 61
Attendance: 10,989

Session 5 - Sun., March 11
Game 9: ARIZ 94, UCLA 78
Attendance: 8,037

2002 PAC-10 TOURNAMENT
STAPLES Center - Los Angeles

Session 1 - Thur., March 7
Game 1: (1) ORE 86, (8) WASH 64
Game 2: (4) USC 103, (5) STAN 78
Attendance: 12,096

Session 2 - Thur., March 7
Game 3: (2) ARIZ 73, (7) ASU 56
Game 4: (3) CAL 67, (6) UCLA 61
Attendance: 17,839

Session 3 - Fri., March 8
Game 5: USC 89, ORE 78
Game 6: ARIZ 90, CAL 78
Attendance: 18,887

Session 4 - Sat., March 9
Game 7: ARIZ 81, USC 71
Attendance: 18,997

2003 PAC-10 TOURNAMENT
STAPLES Center - Los Angeles

Session 1 - Thur., March 13
Game 1: (8) UCLA 96, (1) ARIZ 89 (OT)
Game 2: (5) ORE 83, (4) ASU 82
Attendance: 14,441

Session 2 - Thur., March 13
Game 3: (7) USC 79, (2) STAN 74
Game 4: (3) CAL 69, (6) OSU 46
Attendance: 15,048

Session 3 - Fri., March 14
Game 5: ORE 75, UCLA 74
Game 6: USC 79, CAL 62
Attendance: 16,689

Session 4 - Sat., March 15
Game 7: ORE 74, USC 66
Attendance: 17,485

2004 PAC-10 TOURNAMENT
STAPLES Center - Los Angeles

Session 1 - Thur., March 11
Game 1: (1) STAN 68, (8) WSU 47
Game 2: (5) ORE 87, (4) CAL 82
Attendance: 13,270

Session 2 - Thur., March 11
Game 3: (2) WASH 91, (7) UCLA 83
Game 4: (3) ARIZ 79, (6) USC 76
Attendance: 14,689

Session 3 - Fri., March 12
Game 5: STAN 70, ORE 63
Game 6: WASH 90, ARIZ 85
Attendance: 15,754

Session 4 - Sat., March 13
Game 7: STAN 77, WASH 66
Attendance: 16,413

2005 PAC-10 TOURNAMENT
STAPLES Center - Los Angeles

Session 1 - Thur., March 10
Game 1: (1) ARIZ 88, (8) CAL 63
Game 2: (5) OSU 79, (4) UCLA 72
Attendance: 14,014

Session 2 - Thur., March 10
Game 3: (2) WASH 95, (7) ASU 90 (OT)
Game 4: (3) STAN 60, (6) WSU 58
Attendance: 14,393

Session 3 - Fri., March 11
Game 5: ARIZ 90, OSU 59
Game 6: WASH 66, STAN 63
Attendance: 15,068

Session 4 - Sat., March 12
Game 7: WASH 81, ARIZ 72
Attendance: 18,672

2006 PAC-10 TOURNAMENT
STAPLES Center - Los Angeles

Session 1 - Wed., March 8
Game 1: (8) OSU 66, (9) ASU 63
Game 2: (7) ORE 66, (10) WSU 55
Attendance: 7,936

Session 2 - Thur., March 9
Game 3: (4) ARIZ 73, (5) STAN 68
Game 4: (1) UCLA 79, OSU 47
Attendance: 15,144

Session 3 - Thur., March 9
Game 5: (3) CAL 82, (6) USC 67
Game 6: (7) ORE 84, (2) WASH 73
Attendance: 15,321

Session 4 - Fri., March 10
Game 7: UCLA 71, ARIZ 59
Game 8: CAL 91, ORE 87 (20T)
Attendance: 17,856

Session 5 - Sat., March 12
Game 9: UCLA 71, CAL 52
Attendance: 18,544

2007 PAC-10 TOURNAMENT
STAPLES Center - Los Angeles

Session 1 - Wed., March 7
Game 1: (8) CAL 70, (9) OSU 51
Game 2: (7) WASH 59, (10) ASU 51
Attendance: 15,119

Session 2 - Thur., March 8
Game 3: (4) ORE 69, (5) ARIZ 50
Game 4: (8) CAL 76, (1) UCLA 69 (OT)
Attendance: 16,318

Session 3 - Thur., March 8
Game 5: (3) USC 83, (6) STAN 79 (OT)
Game 6: (2) WSU 74, WASH 64
Attendance: 16,585

Session 4 - Fri., March 9
Game 7: ORE 81, CAL 63
Game 8: USC 70, WSU 61
Attendance: 18,196

Session 5 - Sat., March 10
Game 9: ORE 81, USC 57
Attendance: 18,259

2008 PAC-10 TOURNAMENT
STAPLES Center - Los Angeles

Session 1 - Wed., March 12
Game 1: (9) CAL 84, (8) WASH 81
Game 2: (7) ARIZ 87, (10) OSU 56
Attendance: 11,642

Session 2 - Thur., March 13
Game 3: (4) USC 59, (5) ASU 55
Game 4: (1) UCLA 88, CAL 66
Attendance: 17,194

Session 3 - Thur., March 13
Game 5: (3) WSU 75, (6) ORE 70
Game 6: (2) STAN 75, ARIZ 64
Attendance: 16,442

Session 4 - Fri., March 14
Game 7: UCLA 57, USC 54
Game 8: STAN 75, WSU 68
Attendance: 18,997

Session 5 - Sat., March 15
Game 9: UCLA 67, STAN 64
Attendance: 17,534

2009 PAC-10 TOURNAMENT
STAPLES Center - Los Angeles

Session 1 - Wed., March 11
Game 1: (9) STAN 62, (8) OSU 54
Game 2: (7) WSU 62, (10) ORE 40
Attendance: 10,964

Session 2 - Thur., March 12
Game 3: (4) ASU 68, (5) ARIZ 56
Game 4: (1) WASH 64, WSU 53
Attendance: 14,732

Session 3 - Thur., March 12
Game 5: (6) USC 79, (3) CAL 75
Game 6: (2) UCLA 64, WSU 53
Attendance: 16,271

Session 4 - Fri., March 13
Game 7: ASU 75, WASH 65
Game 8: USC 65, UCLA 55
Attendance: 18,497

Session 5 - Sat., March 14
Game 9: USC 66, ASU 63
Attendance: 16,988

2010 PAC-10 TOURNAMENT
STAPLES Center - Los Angeles

Session 1 - Wed., March 10
Game 1: (8) ORE 82, (9) WSU 80 (OT)
Attendance: 6,090

Session 2 - Thur., March 11
Game 2: (5) UCLA 75, (4) ARIZ 69
Game 3: (1) CAL 90, ORE 74
Attendance: 12,125

Session 3 - Thur., March 11
Game 4: (7) STAN 70, (2) ASU 61
Game 5: (3) WASH 59, (6) OSU 52
Attendance: 12,255

Session 4 - Fri., March 12
Game 6: CAL 85, UCLA 72
Game 7: WASH 79, STAN 64
Attendance: 15,971

Session 5 - Sat., March 13
Game 8: WASH 79, CAL 75
Attendance: 15,851

2011 PAC-10 TOURNAMENT
STAPLES Center - Los Angeles

Session 1 - Wed., March 9
 Game 1: (9) OSU 69, (8) STAN 67
 Game 2: (7) ORE 76, (10) ASU 69
 Attendance: 7,814

Session 2 - Thur., March 10
 Game 3: (4) ARIZ 70, (5) CAL 56
 Game 4: (1) ARIZ 78, (9) OSU 69
 Attendance: 10,782

Session 3 - Thur., March 10
 Game 5: (7) ORE 76, (2) UCLA 59
 Game 6: (3) WASH 89, (6) WSU 87
 Attendance: 12,191

Session 4 - Fri., March 11
 Game 7: (4) ARIZ 67, (4) USC 62
 Game 8: (3) WASH 69, (7) ORE 51
 Attendance: 13,190

Session 5 - Sat., March 12
 Game 9: (3) WASH 77, (1) ARIZ 75 (OT)
 Attendance: 12,074

2012 PAC-12 TOURNAMENT
STAPLES Center - Los Angeles

Session 1 - Wed., March 7
 Game 1: (9) OSU 69, (8) WSU 64
 Game 2: (5) UCLA 55, (12) USC 40
 Attendance: 5,973

Session 2 - Wed., March 7
 Game 3: (7) STAN 85, (10) ASU 65
 Game 4: (6) COLO 53, (11) UTAH 41
 Attendance: 6,747

Session 3 - Thur., March 8
 Game 5: (9) OSU 86, (1) WASH 84
 Game 6: (4) ARIZ 66, (5) UCLA 58
 Attendance: 8,780

Session 4 - Thur., March 8
 Game 7: (2) CAL 77, (7) STAN 71
 Game 8: (6) COLO 63, (3) ORE 62
 Attendance: 9,317

Session 5 - Fri., March 9
 Game 9: (4) ARIZ 72, (9) OSU 61
 Game 10: (6) COLO 70, (2) CAL 59
 Attendance: 11,615

Session 6 - Sat., March 10
 Game 11: (6) COLO 53, (4) ARIZ 51
 Attendance: 11,197

2013 PAC-12 TOURNAMENT
MGM Grand Garden Arena - Las Vegas, Nev.

Session 1 - Wed., March 13
 Game 1: (9) ASU 89, (8) STAN 88 (OT)
 Game 2: (5) COLO 74, (12) OSU 68
 Attendance: 7,451

Session 2 - Wed., March 13
 Game 3: (10) UTAH 69, (7) USC 66
 Game 4: (6) WASH 64, (11) WSU 62
 Attendance: 8,566

Session 3 - Thur., March 14
 Game 5: (1) UCLA 86, (9) ASU 84
 Game 6: (4) ARIZ 66, (5) COLO 58
 Attendance: 12,915

Session 4 - Thur., March 14
 Game 7: (10) UTAH 79, (2) CAL 69 (OT)
 Game 8: (3) ORE 80, (6) WASH 77 (OT)
 Attendance: 10,566

Session 5 - Fri., March 15
 Game 9: (1) UCLA 68, (4) ARIZ 66
 Game 10: (3) ORE 64, (10) UTAH 45
 Attendance: 13,151

Session 6 - Sat., March 16
 Game 11: (3) ORE 78, (1) UCLA 69
 Attendance: 11,101

2014 PAC-12 TOURNAMENT
MGM Grand Garden Arena - Las Vegas, Nev.

Session 1 - Wed., March 12
 Game 1: (8) UTAH 67, (9) WASH 61
 Game 2: (5) COLO 59, (12) USC 56
 Attendance: 8,734

Session 2 - Wed., March 12
 Game 3: (7) ORE 88, (10) OSU 74
 Game 4: (6) STAN 74, (11) WSU 63
 Attendance: 9,047

Session 3 - Thur., March 13
 Game 5: (1) ARIZ 71, (8) UTAH 39
 Game 6: (5) COLO 59, (4) CAL 56
 Attendance: 12,916

Session 4 - Thur., March 13
 Game 7: (2) UCLA 82, (7) ORE 63
 Game 8: (6) STAN 79, (3) ASU 58
 Attendance: 12,916

Session 5 - Fri., March 14
 Game 9: (1) ARIZ 71, (8) COLO 43
 Game 10: (2) UCLA 84, (6) STAN 59
 Attendance: 12,916

Session 6 - Sat., March 15
 Game 11: (2) UCLA 75, (1) ARIZ 71
 Attendance: 12,916

2015 PAC-12 TOURNAMENT
MGM Grand Garden Arena - Las Vegas, Nev.

Session 1 - Wed., March 11
 Game 1: (8) CAL 84, (9) WSU 59
 Game 2: (12) USC 67, (5) ASU 64
 Attendance: 9,024

Session 2 - Wed., March 11
 Game 3: (10) COLO 78, (7) OSU 71
 Game 4: (6) STAN 71, (11) WASH 69
 Attendance: 9,875

Session 3 - Thur., March 12
 Game 5: (1) ARIZ 73, (8) CAL 51
 Game 6: (4) UCLA 96, (12) USC 70
 Attendance: 12,916

Session 4 - Thur., March 12
 Game 7: (2) ORE 93, (10) COLO 85
 Game 8: (3) UTAH 80, (6) STAN 56
 Attendance: 12,916

Session 5 - Fri., March 13
 Game 9: (1) ARIZ 70, (4) UCLA 64
 Game 10: (2) ORE 67, (3) UTAH 64
 Attendance: 12,916

Session 6 - Sat., March 14
 Game 11: (1) ARIZ 80, (2) ORE 52
 Attendance: 12,916

2016 PAC-12 TOURNAMENT
MGM Grand Garden Arena - Las Vegas, Nev.

Session 1 - Wed., March 9
 Game 1: (8) WASH 81, (9) STAN 68
 Game 2: (5) COLO 80, (12) WSU 56
 Attendance: 12,916

Session 2 - Wed., March 9
 Game 3: (7) USC 95, (10) UCLA 71
 Game 4: (6) OSU 75, (11) ASU 66
 Attendance: 12,916

Session 3 - Thur., March 10
 Game 5: (1) ORE 83, (8) WASH 77
 Game 6: (4) ARIZ 82, (5) COLO 78
 Attendance: 12,916

Session 4 - Thur., March 10
 Game 7: (2) UTAH 80, (7) USC 72
 Game 8: (3) CAL 76, (6) OSU 68
 Attendance: 12,916

Session 5 - Fri., March 11
 Game 9: (1) ORE 95, (4) ARIZ 89 (OT)
 Game 10: (2) UTAH 82, (3) CAL 78 (OT)
 Attendance: 12,916

Session 6 - Sat., March 12
 Game 11: (1) ORE 88, (2) UTAH 57
 Attendance: 12,916

2017 PAC-12 TOURNAMENT
T-Mobile Arena - Las Vegas, Nev.

Session 1 - Wed., March 8
 Game 1: (8) ASU 98, (9) STAN 88 (OT)
 Game 2: (5) CAL 67, (12) OSU 62
 Attendance: 7,846

Session 2 - Wed., March 8
 Game 3: (7) COLO 73, (10) WSU 63
 Game 4: (6) USC 78, (11) WASH 73
 Attendance: 9,978

Session 3 - Thur., March 9
 Game 5: (1) ORE 80, (8) ASU 57
 Game 6: (5) CAL 78, (4) UTAH 75
 Attendance: 12,782

Session 4 - Thur., March 9
 Game 7: (2) ARIZ 92, (7) COLO 78
 Game 8: (3) UCLA 76, (6) USC 74
 Attendance: 18,153

Session 5 - Fri., March 10
 Game 9: (1) ORE 73, (5) CAL 65
 Game 10: (2) ARIZ 86, (3) UCLA 75
 Attendance: 19,224

Session 6 - Sat., March 11
 Game 11: (2) ARIZ 83, (1) ORE 80
 Attendance: 18,927

2018 PAC-12 TOURNAMENT
T-Mobile Arena - Las Vegas, Nev.

Session 1 - Wed., March 7
 Game 1: (8) COLO 97, (9) ASU 85
 Game 2: (5) STAN 76, (12) CAL 58
 Attendance: 8,619

Session 2 - Wed., March 7
 Game 3: (10) OSU 69, (7) WASH 66 (OT)
 Game 4: (6) ORE 64, (11) WSU 62 (OT)
 Attendance: 10,458

Session 3 - Thur., March 8
 Game 5: (1) ARIZ 83, (8) COLO 67
 Game 6: (4) UCLA 88, (5) STAN 77
 Attendance: 15,182

Session 4 - Thur., March 8
 Game 7: (2) USC 61, (10) OSU 48
 Game 8: (6) ORE 68, (3) UTAH 66
 Attendance: 13,194

Session 5 - Fri., March 9
 Game 9: (1) ARIZ 78, (4) UCLA 67 (OT)
 Game 10: (2) USC 74, (6) ORE 54
 Attendance: 16,596

Session 6 - Sat., March 10
 Game 11: (1) ARIZ 75, (2) USC 61
 Attendance: 16,501

2019 PAC-12 TOURNAMENT
T-Mobile Arena - Las Vegas, Nev.

Session 1 - Wed., March 13
 Game 1: (8) USC 78, (9) ARIZ 65
 Game 2: (5) COLO 56, (12) CAL 51
 Attendance: 9,748

Session 2 - Wed., March 13
 Game 3: (7) UCLA 79, (10) STAN 72
 Game 4: (6) ORE 84, (11) WSU 51
 Attendance: 8,876

Session 3 - Thurs., March 14
 Game 5: (1) WASH 78, (8) USC 75
 Game 6: (5) COLO 73, (4) OSU 58
 Attendance: 10,556

Session 4 - Thurs., March 14
 Game 7: (2) ASU 83, (7) UCLA 72
 Game 8: (6) OREGON 66, (3) UTAH 54
 Attendance: 13,012

Session 5 - Fri., March 15
 Game 9: (1) WASH 66, (5) COLO 61
 Game 10: (6) ORE 79, (2) ASU 75 (OT)
 Attendance: 13,955

Session 6 - Sat., March 16
 Game 11: (6) ORE 68, (1) WASH 48
 Attendance: 12,877



POINTS

Half: 25 Klay Thompson, Washington State vs. Washington, Mar. 10, 2011 (2nd)

Game: 43 Klay Thompson, Washington State vs. Washington, Mar. 10, 2011

Tournament: 83 Reggie Miller, UCLA, 1987 (3 games)

FIELD GOALS

Game: 15 Reggie Miller, UCLA vs. Arizona State, Mar. 6, 1987 (15-of-20)

15 Klay Thompson, Washington State vs. Washington, Mar. 10, 2011 (15-of-29)

Tournament: 31 Deandre Ayton, Arizona, 2018 (3 games)

FIELD GOAL ATTEMPTS

Game: 29 Klay Thompson, Washington State vs. Washington, Mar. 10, 2011 (15-of-29)

Tournament: 60 Brook Lopez, Stanford, 2008 (25-of-60, 3 games)

FIELD GOAL PERCENTAGE

Game (min 10 made): 1.000 Bryce Taylor, Oregon vs. USC, Mar. 10, 2007 (11-of-11)

Tournament (min 15 made): .833 Ivan Rabb, California, 2016 (15-of-18, 2 games)

THREE-POINT FIELD GOALS

Game: 8 Klay Thompson, Washington State vs. Washington, Mar. 10, 2011 (8-of-14)

Tournament: 14 Chamberlain Oguchi, Oregon, 2006 (14-of-38, 3 games)

THREE-POINT FIELD GOAL ATTEMPTS

Game: 16 Gabe York, Arizona vs. Oregon, Mar. 11, 2016 (7-of-16); Torian Graham, Arizona State vs. Oregon (Mar. 9, 2017 (7-of-16))

Tournament: 38 Chamberlain Oguchi, Oregon, 2006 (14-of-38, 3 games)

THREE-POINT FIELD GOAL PERCENTAGE

Game (min 3 made): 1.000 9 times. Last, Grant Mullins, California vs. Oregon, Mar. 10, 2017 (5-of-5)

Tournament (min 5 made): 1.000 Delon Wright, Utah, 2015 (5-of-5, 2 games)

FREE THROWS

Game: 15 Sean Elliott, Arizona vs. Stanford, Mar. 12, 1988 (15-of-16); Jared Cunningham, Oregon State vs. Stanford, Mar. 9, 2011

Tournament: 30 Leon Powe, California, 2006 (30-of-41, 3 games)

FREE THROW ATTEMPTS

Game: 20 Jared Cunningham, Oregon State vs. Stanford, Mar. 9, 2011 (15-of-20)

Tournament: 41 Leon Powe, California, 2006 (30-of-41, 3 games)

FREE THROW PERCENTAGE

Game (min 10 made): 1.000 Allonzo Trier, ARIZ vs. COLO, March 8, 2018 (10-10); Jason Gardner, ARIZ vs. ASU, March 7, 2003 (12-12); Adam Keefe, STAN vs. CAL, March 9, 1990 (10-10); Eric Knox, OSU vs. WSU, March 12, 1988 (20-20)

Tournament (min 15 made): 1.000, Jerome Randle, CAL, 2010 (16-of-16, 3 games)

REBOUNDS

Game: 20 Leon Powe, California vs. USC, Mar. 9, 2006

Offensive, Game: 11 Trevor Wilson, UCLA vs. Arizona, Mar. 11, 1990 (17 total)

Defensive, Game: 15 Gary Payton II, Oregon State vs. California, March 10, 2016 (17 total); Kyle Anderson, UCLA vs. Arizona, Mar. 15, 2014 (15 total); Leon Powe, California vs. USC, Mar. 9, 2006 (20 total)

Tournament: 41 André Roberson, Colorado, 2012 (4 games); 38 Deandre Ayton, Arizona, 2018 (3 games)

PERSONAL FOULS

Tournament: 15 Austin Dufault, Colorado, 2012 (4 games); 13 Keith Balderston, Oregon, 1987 (3 games); Sven Meyer, Oregon, 1987 (3 games); Jordan Bell, Oregon, 2015 (3 games)

DISQUALIFICATIONS

Tournament: 2 Bryant Walton, California, 1988; Gyorgy Goloman, UCLA, 2018 (2 games); 2 Jordan Bell, Oregon, 2015 (3 games)

ASSISTS

Game: 12 David Girley, Oregon vs. Washington, Mar. 7, 1987; Matt Othick, Arizona vs. UCLA, Mar. 11, 1990; Isaiah Thomas, Washington vs. Oregon, Mar. 11, 2011

Tournament: 30 Isaiah Thomas, Washington, 2011 (3 games)

STEALS

Game: 7 James Harden, Arizona State vs. USC, Mar. 13, 2008

Tournament: 10 Jordan McLaughlin, USC, 2018 (3 games)

BLOCKED SHOTS

Game: 6 Josh Huestis, Stanford vs. Arizona State, Mar. 13, 2013; Malik Dime, Washington vs. USC, Mar. 8, 2017; Francis Okoro, Oregon vs. Utah, March 14, 2019

Tournament: 10 Kenny Wooten, Oregon, 2019 (4 games); 9 Sean Rooks, Arizona, 1990 (3 games); Kingsley Okoroh, California, 2017 (3 games)

TURNOVERS


Game: 10 Jordan McLaughlin, USC vs. Oregon, March 9, 2018

Tournament: 15 Jordan Farmar, UCLA, 2006 (3 games)

MINUTES

Game: 50 Earl Martin and Gary Payton, Oregon State vs. Washington State, Mar. 12, 1988 (2 OT)

Tournament: 138 Payton Pritchard, Oregon, 2019 (4 games); 126 Earl Martin, Oregon State, 1988 (3 games)



Klay Thompson, Washington State



Reggie Miller, UCLA – 1987 Pac-10 Tournament Most Outstanding Player

POINTS

Most, Game: 103 USC vs. STAN (78), Mar. 7, 2002
Most, Half: 59 ARIZ vs. OSU (21), Mar. 12, 2008 (1st); 59 ORE vs. COLO (48), Mar. 12, 2015 (2nd)
Most, Both Teams, Game: 186 ASU (98) vs. STAN (88), Mar. 8, 2017 (OT)
Fewest, Game: 39 UTAH vs. ARIZ, Mar. 13, 2014
Fewest, Half: 13 UTAH vs. ARIZ (34), Mar. 13, 2014 (1st)
Fewest, Both Teams, Game: 94 COLO (53) vs. UTAH (41), Mar. 7, 2012
Largest Margin, Game: 33 ORE (84) vs. WSU (51), March 13, 2019
Most, Tournament: 297 ORE, 2019 (4 games); 278 ARIZ, 1988 (3 games)
Fewest Allowed, Tournament (min 3 games): 157 ARIZ, 2014
Biggest Margin, Tournament: 69 ORE, 2019 (297-228, 4 games); 64 ARIZ, 1988 (278-214, 3 games)

FIELD GOALS

Most, Game: 39 UCLA vs. ASU, Mar. 6, 1987 (39-of-71)
Most, Both Teams, Game: 70 UCLA (39) vs. ASU (31), Mar. 6, 1987; ARIZ (37) vs. OSU (33), Mar. 11, 1989
Most, Tournament: 107 ORE, 2019 (107-231, 4 games); 97 ARIZ, 2005 (97-of-178, 3 games)
Fewest, Game: 12 UTAH vs. ARIZ, Mar. 13, 2014 (12-of-47)
Fewest, Both Teams, Game: 29 COLO (15) vs. UTAH (14), Mar. 7, 2012
Fewest Allowed, Tournament (min 3 games): 74 ORE, 2019 (74-of-214, 4 games); 52 ARIZ, 2014 (52-of-156, 3 games)

FIELD GOAL ATTEMPTS

Most, Game: 88 ARIZ vs. UCLA, Mar. 13, 2003 (33-of-88) (OT)
Most, Both Teams, Game: 157 UCLA (69) vs. ARIZ (88), Mar. 13, 2003 (OT)
Most, Tournament: 231 ORE, 2019 (4 games); 207 UCLA, 1990 (3 games)
Fewest, Game: 28 STAN vs. ARIZ, Mar. 12, 1989 (19-of-28)
Fewest, Both Teams, Game: 73 STAN (28) vs. ARIZ (45), Mar. 12, 1989
Fewest Allowed, Tournament (min 3 games): 144 ORE, 2018 (68-of-144, 3 games)

FIELD GOAL PERCENTAGE

Highest, Game: .683 CAL vs. USC, Mar. 10, 1988 (28-of-41)
Highest, Both Teams, Game: .589 ARIZ (24-of-45) vs. STAN (19-of-28), Mar. 12, 1989
Highest, Tournament (3 games): .587 STAN, 1989 (74-of-126, 3 games) (2 games): .563 WSU, 1988 (49-of-87)
Lowest, Game: .255 UTAH vs. ARIZ, Mar. 13, 2014 (12-of-47)
Lowest, Both Teams, Game: .315 UCLA (19-of-56) vs. USC (15-of-52), Mar. 7, 2012
Lowest Allowed, Tournament (3 games): .329 ARIZ, 1990 (68-of-207, 3 games)

THREE-POINT FIELD GOALS

Most, Game: 15 STAN vs. ASU, Mar. 13, 2013 (OT)
Most, Both Teams, Game: 26 STAN (15) vs. ASU (11), March 13, 2012 (OT); COLO (13) vs. ASU (13), March 7, 2018
Most, Tournament: 34 ORE, 2007 (34-of-65, 3 games), 2007
Fewest, Game: 0, Six times. Last, WSU vs. ORE, Mar. 11, 2009 (0-of-6)
Fewest, Both Teams, Game: 0 ORE vs. USC, Mar. 5, 1987
Fewest Allowed, Tournament (min 3 games): 6 WASH, 1987 (6-of-18, 3 games)

THREE-POINT FIELD GOAL ATTEMPTS

Most, Game: 36 ARIZ vs. UCLA, Mar. 13, 2003
Most, Both Teams, Game: 60 ORE (28) vs. WSU (32), March 13, 2019
Most, Tournament: 82 ORE, 2019 (30-82, 4 games); 79 ORE, 2006 (28-of-79, 3 games)
Fewest, Game: 1 WASH vs. ASU, Mar. 8, 1990 (0-of-1)
Fewest, Both Teams, Game: 8 CAL (4) vs. OSU (4), Mar. 6, 1987
Fewest Allowed, Tournament (min 3 games): 18 WASH, 1987 (6-of-18, 3 games)

THREE-POINT FIELD GOAL PERCENTAGE

Highest, Game: .800 STAN vs. UCLA, Mar. 11, 1989 (4-of-5)
Highest, Both Teams, Game: .591 ORE (10-of-16) vs. OSU (3-of-6), Mar. 12, 2014 (13-of-22)
Highest, Tournament (3 games): .538 ARIZ, 1988 (21-of-39); STAN, 1989 (7-of-13) (2 games): .548 WSU, 2008 (17-of-31)
Lowest, Game: .000 ORE vs. WSU, Mar. 9, 1989 (0-of-11); WASH vs. ASU, Mar. 8, 1990 (0-of-1); WSU vs. ORE, Mar. 11, 2009 (0-of-6)
Lowest, Both Teams, Game: .000 ORE (0-of-4) vs. USC (0-of-6), Mar. 5, 1987 (0-of-10)
Lowest Allowed, Tournament (min 3 games): .190 ORE, 1987 (8-of-42, 3 games)

FREE THROWS

Most, Game: 33 CAL vs. ORE, Mar. 10, 2006 (2 OT) (33-of-43)
Most, Both Teams, Game: 53 ARIZ (32) vs. COLO (21), Mar. 10, 2016; WASH (29) vs. ASU (24), Mar. 10, 2005
Most, Tournament: 81 ARIZ, 1988 (81-of-103, 3 games)
Fewest, Game: 0 WASH vs. STAN, Mar. 11, 2015 (0-of-3)
Fewest, Both Teams, Game: 11 OSU (6) vs. CAL (5), Mar. 13, 2003; ORE (6) vs. ARIZ (5), Mar. 8, 2007; ORE (7) vs. USC (4), Mar. 10, 2007; WASH (0) vs. STAN (11), Mar. 11, 2015
Fewest Allowed, Tournament (min 3 games): 22 ARIZ, 2002 (22-of-39, 3 games)

FREE THROW ATTEMPTS

Most, Game: 44 ARIZ vs. COLO, Mar. 10, 2016 (32-of-44); STAN vs. UCLA, Mar. 11, 1989 (25-of-44)
Most, Both Teams, Game: 71 ARIZ (39) vs. STAN (32), Mar. 10, 1990
Most, Tournament: 105 ARIZ, 1990 (79-of-105, 3 games)
Fewest, Game: 1 STAN vs. ASU, Mar. 13, 2013 (1-of-1)
Fewest, Both Teams, Game: 17 WASH (3) vs. STAN (14), Mar. 11, 2015
Fewest Allowed, Tournament (min 3 games): 32 USC, 2018 (24-of-32, 3 games)

FREE THROW PERCENTAGE

Highest, Game: 1.000 USC vs. ORE, Mar. 8, 2002 (22-of-22)
Highest, Both Teams, Game: .902 WASH (17-of-18) vs. CAL (20-of-23), Mar. 13, 2010
Highest, Tournament (3 games): .852 CAL, 2010 (52-of-61) (2 games): .872 UCLA, 2017 (34-of-39)
Lowest, Game: .000 WASH (0-of-3) vs. STAN, Mar. 11, 2015
Lowest, Both Teams, Game: .492 OSU (17-of-32) vs. WASH (12-of-27), Mar. 8, 2012
Lowest Allowed, Tournament (min 3 games): .564 ARIZ, 2002 (22-of-39, 3 games)

REBOUNDS

Most, Game: 56 ARIZ vs. USC, Mar. 9, 1990
Most, Both Teams, Game: 97 UCLA (49) vs. STAN (48), March 13, 2019
Most, Tournament: 149 ARIZ, 1990 (3 games)
Fewest, Game: 15 STAN vs. ARIZ, Mar. 12, 1989; USC vs. CAL, Mar. 9, 2006
Fewest, Both Teams, Game: 38 STAN (15) vs. ARIZ (23), Mar. 12, 1989
Largest Margin, Game: 25 CAL (40) vs. USC (15), Mar. 9, 2006
Largest Margin, Tournament: 49 COLO, 2019 (123-74, 3 games)
Fewest Allowed, Tournament (min 3 games): 74 COLO, 2019 (3 games)

ASSISTS

Most, Game: 23 ARIZ vs. OSU, Mar. 11, 1989; STAN vs. ASU, Mar. 8, 2017
Most, Both Teams, Game: 42 ARIZ (22) vs. OSU (20), Mar. 13, 1988
Most, Tournament: 56 ARIZ, 1990 (3 games)
Fewest, Game: 3 ORE vs. WSU, March 9, 1989; OSU vs. ARIZ, March 12, 2008; ORE vs. WSU, March 11, 2009; CAL vs. STAN, March 7, 2018
Fewest, Both Teams, Game: 12 COLO (6) vs. ARIZ (6), Mar. 10, 2012
Fewest Allowed, Tournament (min 3 games): 16 UCLA, 2006 (3 games)

STEALS

Most, Game: 15 USC vs. WASH, Mar. 8, 2017
Most, Both Teams, Game: 24 UCLA (14) vs. USC (10), Mar. 13, 2009
Most, Tournament: 36 ORE, 2019 (4 games); 31 ORE, 2016; WASH, 2019 (3 games)
Fewest, Game: 0 ARIZ vs. ORE, Mar. 11, 2017
Fewest, Both Teams, Game: 4 USC (3) vs. ARIZ (1), March 9, 2002; WSU (2) vs. CAL (2), March 11, 2015; ASU (1) vs. ORE (3), March 9, 2017; COLO (1) vs. ASU (3), March 7, 2018
Fewest Allowed, Tournament (min 3 games): 3 ORE, 2017 (3 games)

BLOCKED SHOTS

Most, Game: 11 ORE vs. ARIZ, Mar. 11, 2016; ARIZ vs. COLO, Mar. 10, 2016
Most, Both Teams, Game: 17 ASU (7) vs. ORE (10), March 15, 2019
Most, Tournament (min 3 games): 23 ORE, 2019 (4 games); 19 ORE, 2016; ARIZ, 1989 (3 games)
Fewest, Game: 0 Many times. Last, OSU vs. USC, March 8, 2018
Fewest, Both Teams, Game: 0 CAL (0) vs. USC (0), Mar. 10, 1988
Fewest Allowed, Tournament (min 3 games): 1 ARIZ, 1988 (3 games)

PERSONAL FOULS

Most, Game: 42 ORE vs. UCLA, Mar. 9, 1990
Most, Both Teams, Game: 68 ORE (42) vs. UCLA (26), Mar. 9, 1990
Fewest, Game: 8 STAN vs. WSU, Mar. 11, 2005
Fewest, Both Teams, Game: 20 ARIZ (10) vs. CAL (10), Mar. 10, 2005
Most, Tournament: 75 ORE, 2019 (4 games); 63 ARIZ, 2017 (3 games)
Fewest, Tournament (min 3 games): 38 USC, 2018

DISQUALIFICATIONS

Most, Game: 4 CAL vs. ARIZ, Mar. 11, 1988; UCLA vs. STAN, Mar. 11, 1989
Most, Both Teams, Game: 5 ORE (2) vs. ARIZ (3), Mar. 6, 1987; WASH (2) vs. ASU (3), Mar. 10, 2005
Most, Tournament: 5 CAL, 1988 (2 games)



POINTS

- 43 Klay Thompson, WSU vs. WASH, Mar. 10, 2011
- 41 Leon Powe, CAL vs. ORE, Mar. 10, 2006 (2 OT)
- 39 Reggie Miller, UCLA vs. ASU, Mar. 6, 1987
- 37 Salim Stoudamire, ARIZ vs. WASH, Mar. 12, 2005
- 36 Isaac Hamilton, UCLA vs. USC, Mar. 12, 2015
- 34 Jahii Carson, ASU vs. STAN, Mar. 13, 2013 (OT)
- Aaron Holiday, UCLA vs. STAN, March 8, 2018
- 32 6 times. Last, Deandre Ayton, ARIZ vs. USC, March 10, 2018

FIELD GOALS

- 15 Klay Thompson, WSU vs. WASH, Mar. 10, 2011 (15-of-29)
- Reggie Miller, UCLA vs. ASU, Mar. 6, 1987 (15-of-20)
- 14 Jahii Carson, ASU vs. STAN, Mar. 13, 2013 (14-of-22)
- Leon Powe, CAL vs. ORE, Mar. 10, 2006 (14-of-17, 2 OT)
- Deandre Ayton, ARIZ vs. USC, March 10, 2018 (14-of-20)
- 13 Isaac Hamilton, UCLA vs. USC, Mar. 12, 2015 (13-of-22)
- Trevor Wilson, UCLA vs. ARIZ, Mar. 11, 1990 (13-of-27)
- Deandre Ayton, ARIZ vs. UCLA, March 9, 2018 (13-of-16, OT)
- 12 7 times. Last, Torian Graham, ASU vs. ORE, Mar. 9, 2017 (12-of-25)

FIELD GOAL ATTEMPTS

- 29 Klay Thompson, WSU vs. WASH, Mar. 10, 2011 (15-of-29)
- 28 Anthony Pendleton, USC vs. STAN, Mar. 10, 1989 (8-of-28)
- Tajuan Porter, ORE vs. WSU, Mar. 10, 2010 (12-of-28)
- 27 Trevor Wilson, UCLA vs. ARIZ, Mar. 11, 1990 (13-of-27)
- 25 Torian Graham, ASU vs. ORE, Mar. 9, 2017 (12-of-25)
- Aaron Holiday, UCLA vs. STAN, March 8, 2018 (12-of-25)
- 24 Gary Payton, OSU vs. ASU, Mar. 9, 1990 (12-of-24)
- Brook Lopez, STAN vs. ARIZ, Mar. 13, 2008 (9-of-24)

FIELD GOAL PERCENTAGE (min. 7 made)

- 1.000 Bryce Taylor, ORE vs. USC, Mar. 10, 2007 (11-of-11)
- 1.000 Travis Wear, UCLA vs. STAN, Mar. 14, 2014 (8-of-8)
- 1.000 Jordan Hill, ARIZ vs. OSU, Mar. 12, 2008 (7-of-7)
- .917 Anthony Cook, ARIZ vs. OSU, Mar. 11, 1989 (11-of-12)
- .917 Kyle Kuzma, UTAH vs. USC, Mar. 10, 2016 (11-of-12)
- .909 Channing Frye, ARIZ vs. CAL, Mar. 10, 2005 (10-of-11)
- .900 Salim Stoudamire, ARIZ vs. USC, Mar. 9, 2002 (9-of-10)

THREE-POINT FIELD GOALS

- 8 Klay Thompson, WSU vs. WASH, Mar. 10, 2011 (8-of-14)
- 7 Gabe York, ARIZ vs. ORE, Mar. 11, 2016 (7-of-16)
- Isaac Hamilton, UCLA vs. USC, Mar. 12, 2015 (7-of-9)
- Jeremy Green, STAN vs. OSU, Mar. 9, 2011 (7-of-15)
- Salim Stoudamire, ARIZ vs. WASH, Mar. 12, 2005 (7-of-13)
- Bryce Taylor, ORE vs. USC, Mar. 10, 2007 (7-of-7)
- Torian Graham, ASU vs. ORE, Mar. 9, 2017 (7-of-16)
- Elijah Brown, ORE vs. UTAH, March 8, 2018 (7-of-12)
- Jonah Mathews, USC vs. ORE, March 9, 2018 (7-of-9)
- 6 13 times. Last, Brandon Taylor, UTAH vs. ORE, Mar. 13, 2015 (6-of-9)

THREE-POINT FIELD GOAL ATTEMPTS

- 16 Gabe York, ARIZ vs. ORE, Mar. 11, 2016
- Torian Graham, ASU vs. ORE, Mar. 9, 2017
- 15 Jeremy Green, STAN vs. OSU, Mar. 9, 2011
- 14 Klay Thompson, WSU vs. WASH, Mar. 10, 2011 (8-of-14)
- Anthony Pendleton, USC vs. STAN, Mar. 10, 1989 (6-of-14)
- Mike Redhair, ASU vs. WASH, Mar. 8, 1990 (5-of-14)
- Chamberlain Oguchi, ORE vs. WASH, Mar. 9, 2006 (6-of-14)
- Derek Low, WSU vs. USC, Mar. 9, 2007 (5-of-14)

THREE-POINT FIELD GOAL PERCENTAGE (min. 3 made)

- 1.000 Bryce Taylor, ORE vs. USC, Mar. 10, 2007 (7-of-7)
- Grant Mullins, CAL vs. ORE, Mar. 9, 2017 (5-of-5)
- Delon Wright, UTAH vs. STAN, Mar. 12, 2015 (4-of-4)
- Mike Anderson, WASH vs. STAN, Mar. 11, 2015 (3-of-3)
- Jabari Bird, CAL vs. WSU, Mar. 11, 2015 (3-of-3)
- Luke Ridnour, ORE vs. UCLA, Mar. 14, 2003 (4-of-4)
- Greg Hill, WASH vs. STAN, Mar. 6, 1987 (3-of-3)
- Matt Muehlebach, ARIZ vs. UCLA, Mar. 11, 1990 (3-of-3)
- Elston Turner, WASH vs. STAN, Mar. 12, 2009 (3-of-3)

FREE THROWS

- 15 Jared Cunningham, OSU vs. STAN, Mar. 9, 2011 (15-of-20)
- Sean Elliott, ARIZ vs. STAN, Mar. 12, 1988 (15-of-16)
- 13 Reggie Miller, UCLA vs. CAL, Mar. 7, 1987 (13-of-15)
- Leon Powe, CAL vs. ORE, Mar. 10, 2006 (13-of-18)
- 12 Jason Gardner, ARIZ vs. ASU, Mar. 7, 2002 (12-of-12)
- Jesse Perry, ARIZ vs. UCLA, Mar. 8, 2012 (12-of-13)
- Solomon Hill, ARIZ vs. UCLA, Mar. 8, 2012 (12-of-14)
- Tyler Bey, COLO vs. WASH, March 15, 2019 (12-of-14)

FREE THROW ATTEMPTS

- 20 Jared Cunningham, OSU vs. STAN, Mar. 9, 2011 (15-of-20)
- 18 Leon Powe, CAL vs. ORE, Mar. 10, 2006 (13-of-18)
- 17 Leon Powe, CAL vs. USC, Mar. 9, 2006 (12-of-17)
- Sean Elliott, ARIZ vs. STAN, Mar. 12, 1988 (15-of-16)
- 15 Sean Elliott, ARIZ vs. ORE, Mar. 6, 1987 (10-of-15)
- Reggie Miller, UCLA vs. CAL, Mar. 7, 1987 (13-of-15)
- Tony Wroten, WASH vs. OSU, Mar. 8, 2012 (9-of-15)

FREE THROW PERCENTAGE (min. 9 made)

- 1.000 Jason Gardner, ARIZ vs. ASU, Mar. 7, 2002 (12-of-12)
- Eric Knox, OSU vs. WSU, Mar. 12, 1988 (2 OT) (10-of-10)
- Adam Keefe, STAN vs. CAL, Mar. 9, 1990 (10-of-10)
- Allonzo Trier, ARIZ vs. COLO, March 8, 2018 (10-of-10)
- Tom Tolbert, ARIZ vs. CAL, Mar. 11, 1988 (9-of-9)
- Gabe Pruitt, USC vs. CAL, Mar. 9, 2006 (9-of-9)
- Jordan McLaughlin, USC vs. UCLA, Mar. 9, 2016 (9-of-9)
- Obinna Oleka, ASU vs. STAN, Mar. 8, 2017 (9-of-9)
- Derrick White, COLO vs. ARIZ, Mar. 9, 2017 (9-of-9)
- Dylan Ennis, ORE vs. CAL, Mar. 10, 2017 (9-of-9)
- Noah Dickerson, WASH vs. OSU, March 7, 2018 (9-of-9)

REBOUNDS

- 20 Leon Powe, CAL vs. USC, Mar. 9, 2006
- 18 Ike Diogu, ASU vs. ORE, Mar. 13, 2003
- Deandre Ayton, ARIZ vs. USC, March 10, 2018
- 17 Gary Payton II, OSU vs. CAL, Mar. 10, 2016
- Trevor Wilson, UCLA vs. ARIZ, Mar. 11, 1990
- Thomas Welsh, UCLA vs. ARIZ, March 9, 2018
- Nick Rakocevic, USC vs. WASH, March 14, 2019
- 16 5 times. Last, Tyler Bey, COLO vs. WASH, March 15, 2019

ASSISTS

- 12 Isaiah Thomas, WASH vs. ORE, Mar. 11, 2011
- David Girley, ORE vs. WASH, Mar. 7, 1987
- Matt Othick, ARIZ vs. UCLA, Mar. 11, 1990
- 11 T.J. McConnell, ARIZ vs. UCLA, Mar. 13, 2015
- Abdul Gaddy, WASH vs. WSU, Mar. 13, 2013
- Isaiah Thomas, WASH vs. WSU, Mar. 10, 2011
- Brandon Granville, USC vs. STAN, Mar. 7, 2002
- McKinley Wright IV, COLO vs. ASU, March 7, 2018
- 10 Pooh Richardson, UCLA vs. WSU, Mar. 11, 1988
- Gary Payton, OSU vs. ARIZ, Mar. 12, 1988
- Reggie Moore, WSU vs. OSU, Mar. 7, 2012
- Tyrone Wallace, CAL vs. OSU, Mar. 10, 2016

STEALS

- 7 James Harden, ASU vs. USC, Mar. 13, 2008
- 6 Jared Cunningham, OSU vs. ARIZ, Mar. 10, 2011
- Malcolm Armstead, ORE vs. WASH, Mar. 11, 2011
- 5 14 times. Last, Matisse Thybulle, WASH vs. USC, March 14, 2019

BLOCKED SHOTS

- 6 Josh Huestis, STAN vs. ASU, Mar. 13, 2013
- Malik Dime, WASH vs. USC, Mar. 8, 2017
- Francis Okoro, ORE vs. UTAH, March 14, 2019
- 5 Ike Diogu, ASU vs. WASH, Mar. 10, 2005
- Jason Washburn, UTAH vs. COLO, Mar. 7, 2012
- Eric Moreland, OSU vs. COLO, Mar. 13, 2013
- Valentine Izundu, WSU vs. COLO, Mar. 9, 2016
- Jordan Bell, ORE vs. CAL, Mar. 10, 2017
- Kingsley Okoroh, CAL vs. STAN, March 7, 2018
- 4 22 times. Last, Kenny Wooten, ORE vs. WASH, March 16, 2019

POINTS

- 83 Reggie Miller, UCLA, 1987 (3 games)
- 80 Leon Powe, CAL, 2006 (3 games)
- 74 Joseph Young, ORE, 2015 (3 games)
Deandre Ayton, ARIZ, 2018 (3 games)
- 71 Sean Elliott, ARIZ, 1988 (3 games)
- 68 Luke Walton, ARIZ, 2002 (3 games)
- 67 Sean Elliott, ARIZ, 1989 (3 games)
Tyler Dorsey, ORE, 2017 (3 games)
- 66 Derrick Williams, ARIZ, 2011 (3 games)
Desmon Farmer, USC, 2003 (3 games)
Louis King, ORE, 2019 (4 games)

FIELD GOALS

- 31 Deandre Ayton, ARIZ, 2018 (31-of-50, 3 games)
- 27 Joseph Young, ORE, 2015 (27-of-57, 3 games)
Reggie Miller, UCLA, 1987 (27-of-49, 3 games)
- 26 Luke Walton, ARIZ, 2002 (26-of-54, 3 games)
Payton Pritchard, ORE, 2019 (26-of-53, 4 games)
- 25 Earl Martin, OSU, 1988 (25-of-40, 3 games)
Leon Powe, CAL, 2006 (25-of-43, 3 games)
Brook Lopez, STAN, 2008 (25-of-60, 3 games)
Carlton Brown, COLO, 2012 (25-of-50, 4 games)

FIELD GOAL ATTEMPTS

- 60 Brook Lopez, STAN, 2008 (25-of-60, 3 games)
- 57 Joseph Young, ORE, 2015 (27-of-57, 3 games)
- 54 Luke Walton, ARIZ, 2002 (26-of-54, 3 games)
- 53 Payton Pritchard, ORE, 2019 (26-of-53, 4 games)
- 51 Anthony Taylor, ORE, 1987 (22-of-51, 3 games)
- 50 Carlton Brown, COLO, 2012 (25-of-50, 4 games)
Deandre Ayton, ARIZ, 2018 (31-of-50, 3 games)

FIELD GOAL PERCENTAGE (min. 15 made)

- .833 Ivan Rabb, CAL, 2016 (15-of-18, 2 games)
- .800 Isaac Hamilton, UCLA, 2015 (16-of-20, 2 games)
- .791 Isaac Austin, ASU, 1990 (19-of-24, 3 games)
- .767 Channing Frye, ARIZ, 2005 (23-of-30, 3 games)
- .762 Todd Anderson, WSU, 1988 (16-of-21, 2 games)
- .750 Bryce Taylor, ORE, 2007 (18-of-24, 3 games)

THREE-POINT FIELD GOALS

- 14 Chamberlain Oguchi, ORE, 2006 (14-of-38, 3 games)
- 13 Tajuan Porter, ORE, 2007 (13-of-21, 3 games)
Elijah Brown, ORE, 2018 (13-of-27, 3 games)
- 11 Alex Austin, ASU, 1990 (11-of-22, 3 games)
James Davis, ORE, 2003 (11-of-22, 3 games)
Salim Stoudamire, ARIZ, 2005 (11-of-23, 3 games)
Gabe Pruitt, USC, 2007 (11-of-22, 3 games)
Jonah Mathews, USC, 2018 (11-of-20, 3 games)

THREE-POINT FIELD GOAL ATTEMPTS

- 38 Chamberlain Oguchi, ORE, 2006 (14-of-28, 3 games)
- 29 Desmon Farmer, USC, 2003 (7-of-29, 3 games)
- 27 Elijah Brown, ORE, 2018 (13-of-27, 3 games)
- 24 Joseph Young, ORE, 2015 (9-of-24, 3 games)
- 23 Salim Stoudamire, ARIZ, 2005 (11-of-30, 3 games)
- 22 Alex Austin, ASU, 1990 (11-of-22, 3 games)
James Davis, ORE, 2003 (11-of-22, 3 games)
Luke Ridnour, ORE, 2003 (10-of-22, 3 games)
Gabe Pruitt, USC, 2007 (11-of-22, 3 games)

THREE-POINT FIELD GOAL PERCENTAGE (min. 5 made)

- 1.000 Delon Wright, UTAH, 2015 (5-of-5, 2 games)
- .833 Marcus Williams, ARIZ, 2006 (5-of-6, 2 games)
Stephen Thompson Jr., OSU, 2017 (5-of-6, 1 game)
- .800 Bryce Taylor, ORE, 2007 (8-of-10, 3 games)
- .778 Isaac Hamilton, UCLA, 2015 (7-of-9, 2 games)
- .750 Steve Kerr, ARIZ, 1988 (9-of-12, 3 games)

FREE THROWS

- 30 Leon Powe, CAL, 2006 (30-of-41, 3 games)
- 26 Sean Elliott, ARIZ, 1989 (26-of-27, 3 games)
- 25 Sean Elliott, ARIZ, 1988 (25-of-29, 3 games)
- 23 Reggie Miller, UCLA, 1987 (23-of-25, 3 games)
Desmon Farmer, USC, 2003 (23-of-29, 3 games)
Allonzo Trier, ARIZ, 2017 (23-of-28, 3 games)

FREE THROW ATTEMPTS

- 41 Leon Powe, CAL, 2006 (30-of-41, 3 games)
- 29 Sean Elliott, ARIZ, 1988 (25-of-29, 3 games)
Desmon Farmer, USC, 2003 (23-of-29, 3 games)
- 28 Jesse Perry, ARIZ, 2012 (22-of-28, 3 games)
Allonzo Trier, ARIZ, 2017 (23-of-28, 3 games)
- 27 Jared Cunningham, OSU, 2011 (18-of-27, 2 games)
Sean Elliott, ARIZ, 1989 (26-of-27, 3 games)
Adam Keefe, STAN, 1989 (18-of-27, 3 games)
Jason Gardner, ARIZ, 2002 (22-of-27, 3 games)

FREE THROW PERCENTAGE (min. 15 made)

- 1.000 Jerome Randle, CAL, 2010 (16-of-16, 3 games)
- .963 Sean Elliott, ARIZ, 1989 (26-of-27, 3 games)
- .938 Allonzo Trier, ARIZ, 2018 (15-of-16, 3 games)
- .920 Reggie Miller, UCLA, 1987 (23-of-25, 3 games)
- .889 David Bluthenthal, USC, 2002 (16-of-18, 3 games)
Anthony Goods, STAN, 2009 (16-of-18, 2 games)
Norman Powell, UCLA, 2014 (16-of-18, 3 games)

REBOUNDS

- 41 André Roberson, COLO, 2012 (4 games)
- 38 Deandre Ayton, ARIZ, 2018 (3 games)
- 37 Phil Zevenbergen, WASH, 1987 (3 games)
- 35 Ryan Anderson, CAL, 2007 (3 games)
- 34 Leon Powe, CAL, 2006 (3 games)
- 33 Brook Lopez, STAN, 2008 (3 games)
Tyler Bey, COLO, 2019 (3 games)
- 32 Taj Gibson, USC, 2009 (3 games)
- 31 Jesse Perry, ARIZ, 2012 (3 games)
Kyle Anderson, UCLA, 2014 (3 games)
Jordan Bell, ORE, 2017 (3 games)

ASSISTS

- 30 Isaiah Thomas, WASH, 2011, (3 games)
- 24 Gary Payton, OSU, 1988 (3 games)
- 24 Brandon Granville, USC, 2002 (3 games)
- 24 Luke Ridnour, ORE, 2003 (3 games)
- 23 T.J. McConnell, ARIZ, 2015 (3 games)
- 22 Pooh Richardson, UCLA, 1987 (3 games)
Jordan McLaughlin, USC, 2018 (3 games)
Payton Pritchard, ORE, 2019 (4 games)
- 21 Matt Othick, ARIZ, 1990 (3 games)

STEALS

- 11 Malcolm Armstead, ORE, 2011 (3 games)
- 10 Jordan McLaughlin, USC, 2018 (3 games)
- 9 Gary Payton, OSU, 1988 (3 games)
Carlton Brown, COLO, 2012 (4 games)
- 8 Jared Cunningham, OSU, 2011 (2 games)
Elgin Cook, ORE, 2016 (3 games)
Hameir Wright, WASH, 2019 (3 games)
Payton Pritchard, ORE, 2019 (4 games)
- 7 13 times. Last, Matisse Thybulle, WASH, 2019 (3 games)

BLOCKED SHOTS

- 10 Kenny Wooten, ORE, 2019 (4 games)
- 9 Sean Rooks, ARIZ, 1990 (3 games)
Robin Lopez, STAN, 2008 (3 games)
Kingsley Okoroh, CAL, 2017 (3 games)
- 8 Ed Stokes, ARIZ, 1990 (3 games)
Chris Boucher, ORE, 2016 (3 games)
Jordan Bell, ORE, 2017 (3 games)
- 7 4 times. Last, Jordan Bell, ORE, 2016 (3 games)



PAC-12 TOURNAMENT CHAMPIONS

1987	UCLA	2010	WASHINGTON
1988	ARIZONA	2011	WASHINGTON
1989	ARIZONA	2012	COLORADO
1990	ARIZONA	2013	OREGON
2002	ARIZONA	2014	UCLA
2003	OREGON	2015	ARIZONA
2004	STANFORD	2016	OREGON
2005	WASHINGTON	2017	ARIZONA
2006	UCLA	2018	ARIZONA
2007	OREGON	2019	OREGON
2008	UCLA		
2009	USC		

COACHING RECORDS (active coaches are bold)

COACH, TEAM	YRS	1st	2nd	W	L	PCT
Dana Altman, ORE	9	3	2	19	6	.760
Walt Hazzard, UCLA	2	1	0	3	1	.750
Lute Olson, ARIZ	10	4	1	16	6	.727
Sean Miller, ARIZ	10	3	3	17	7	.708
Tim Floyd, USC	4	1	1	6	3	.667
Bill Frieder, ASU	1	0	0	2	1	.667
Tad Boyle, COLO	8	1	0	13	7	.650
Steve Alford, UCLA	5	1	0	6	4	.600
Jim Harrick, UCLA	2	0	1	3	2	.600
Ben Howland, UCLA	10	2	1	11	8	.579
Lorenzo Romar, WASH	14	3	1	15	11	.577
Henry Bibby, USC	3	0	2	4	3	.571
Cuonzo Martin, CAL	3	0	0	4	3	.571
Ernie Kent, ORE/WSU	13	2	0	11	11	.500
Ben Braun, CAL	7	0	1	7	7	.500
Andy Enfield, USC	6	0	1	6	6	.500
Mike Hopkins, WASH	2	0	1	2	2	.500
Tony Bennett, WSU	3	0	0	3	3	.500
Ralph Miller, OSU	3	0	1	3	3	.500
Andy Russo, WASH	3	0	1	3	3	.500
Murry Bartow, UCLA	1	0	0	1	1	.500
Mike Montgomery, STAN/CAL	13	1	2	10	12	.455
Johnny Dawkins, STAN	8	0	0	6	8	.429
Larry Krystkowiak, UTAH	8	0	1	6	8	.429
Trent Johnson, STAN	4	0	1	3	4	.429
Kevin O'Neill, ARIZ/USC	3	0	0	2	3	.400
Kelvin Sampson, WSU	4	0	0	2	3	.400
Craig Robinson, OSU	6	0	0	3	6	.333
Lou Campanelli, CAL	4	0	0	2	4	.333
Jay John, OSU	4	0	0	2	4	.333
Don Monson, ORE	4	0	0	2	4	.333
George Raveling, USC	4	0	0	2	4	.333
Bobby Hurley, ASU	4	0	0	2	4	.333
Steve Lavin, UCLA	2	0	0	1	2	.333
Steve Patterson, ASU	2	0	0	1	2	.333
Wayne Tinkle, OSU	5	0	0	2	5	.286
Herb Sendek, ASU	9	0	1	3	9	.250
Jerod Haase, STAN	3	0	0	1	3	.250
Jim Anderson, OSU	1	0	0	0	1	.000
Bob Bender, WASH	1	0	0	0	1	.000
Bob Cantu, USC	1	0	0	0	1	.000
Wyking Jones, CAL	2	0	0	0	2	.000
Kevin Mouton, OSU	1	0	0	0	1	.000
Lynn Nance, WASH	1	0	0	0	1	.000
Russ Pennell, ARIZ	1	0	0	0	1	.000
Bob Schermerhorn, ASU	1	0	0	0	1	.000
Len Stevens, WSU	1	0	0	0	1	.000
Dick Bennett, WSU	3	0	0	0	3	.000
Rob Evans, ASU	4	0	0	0	4	.000
Ken Bone, WSU	5	0	0	0	5	.000



UCLA's Walt Hazzard receives the inaugural Pac-10 Tournament trophy from Pac-10 Commissioner Tom Hansen

COMPOSITE STANDINGS (ALL-TIME)

TEAM	W	L	PCT	Titles
Arizona	34	15	.694	7
Oregon	32	16	.667	5
Colorado	13	7	.650	1
UCLA	25	18	.581	4
Washington	20	18	.526	3
USC	19	19	.500	1
Utah	6	8	.429	
Stanford	17	21	.447	1
California	16	22	.421	
Oregon State	10	20	.333	
Arizona State	8	21	.276	
Washington State	5	20	.200	

COMPOSITE STANDINGS (SINCE 2002)

TEAM	W	L	PCT	Titles
Oregon	30	12	.714	5
Colorado	13	7	.650	1
Arizona	25	14	.641	4
UCLA	19	15	.559	3
Washington	17	14	.548	3
USC	17	15	.531	1
California	14	18	.438	
Stanford	13	17	.433	1
Utah	6	8	.429	
Oregon State	7	16	.304	
Arizona State	5	17	.227	
Washington State	3	16	.158	

TEAM vs. TEAM RESULTS

	vs. ARIZ	vs. ASU	vs. CAL	vs. COLO	vs. ORE	vs. OSU	vs. STAN	vs. UCLA	vs. USC	vs. UTAH	vs. WASH	vs. WSU	Total
ARIZ	-	1-1	4-0	5-1	2-3	6-0	4-1	5-5	5-1	1-0	0-3	1-0	34-15
ASU	1-1	-	0-0	0-1	0-4	1-2	2-3	1-3	0-4	0-0	2-3	1-0	8-21
CAL	0-4	0-0	-	0-3	2-3	5-1	1-2	3-3	2-3	1-2	1-1	1-0	16-22
COLO	1-5	1-0	3-0	-	1-1	3-0	0-0	0-0	1-0	1-0	0-1	2-0	13-7
ORE	3-2	4-0	3-2	1-1	-	1-0	0-2	3-2	3-2	5-0	5-2	4-3	32-16
OSU	0-6	2-1	1-5	0-3	0-1	-	1-1	1-1	0-1	0-0	3-1	2-0	10-20
STAN	1-4	3-2	2-1	0-0	2-0	1-1	-	1-4	1-3	0-1	2-5	4-0	17-21
UCLA	5-5	3-1	3-3	0-0	2-3	1-1	4-1	-	4-2	0-0	2-1	1-1	25-18
USC	1-5	4-0	3-2	0-1	2-3	1-0	3-1	2-4	-	0-2	1-1	2-0	19-19
UTAH	0-1	0-0	2-1	0-1	0-5	0-0	1-0	0-0	2-0	-	1-0	0-0	6-8
WASH	3-0	3-2	1-1	1-0	2-5	1-3	5-2	1-2	1-1	0-1	-	2-1	20-18
WSU	0-1	0-1	0-1	0-2	3-4	0-2	0-4	1-1	0-2	0-0	1-2	-	5-20

YEAR-BY-YEAR RECORDS (seed)

	ARIZ	ASU	CAL	COLO	ORE	OSU	STAN	UCLA	USC	UTAH	WASH	WSU
1987	0-1 (2)	1-1 (8)	1-1 (4)	N/A	2-1 (7)	0-1 (5)	0-1 (6)	3-0 (1)	0-1 (10)	N/A	2-1 (3)	0-1 (9)
1988	3-0 (1)	0-1 (7)	1-1 (9)	N/A	0-1 (5)	2-1 (2)	1-1 (4)	0-1 (3)	0-1 (8)	N/A	1-1 (10)	1-1 (6)
1989	3-0 (1)	0-1 (7)	0-1 (5)	N/A	0-1 (9)	1-1 (4)	2-1 (2)	1-1 (3)	1-1 (10)	N/A	0-1 (6)	1-1 (8)
1990	3-0 (2)	2-1 (8)	0-1 (3)	N/A	0-1 (5)	0-1 (1)	1-1 (6)	2-1 (4)	1-1 (7)	N/A	0-1 (9)	0-1 (10)
2002	3-0 (2)	0-1 (7)	1-1 (3)	N/A	1-1 (1)	-	0-1 (5)	0-1 (6)	2-1 (4)	N/A	0-1 (8)	-
2003	0-1 (1)	0-1 (4)	1-1 (3)	N/A	3-0 (5)	1-1 (6)	0-1 (2)	1-1 (8)	2-1 (7)	N/A	-	-
2004	1-1 (3)	-	0-1 (4)	N/A	1-1 (5)	-	3-0 (1)	0-1 (7)	0-1 (6)	N/A	2-1 (2)	0-1 (8)
2005	2-1 (1)	0-1 (7)	0-1 (8)	N/A	-	1-1 (5)	1-1 (3)	0-1 (4)	-	N/A	3-0 (2)	0-1 (6)
2006	1-1 (4)	0-1 (8)	2-1 (3)	N/A	2-1 (7)	1-1 (9)	0-1 (5)	3-0 (1)	0-1 (6)	N/A	0-1 (2)	0-1 (10)
2007	0-1 (5)	0-1 (10)	2-1 (8)	N/A	3-0 (4)	0-1 (9)	0-1 (6)	0-1 (1)	2-1 (3)	N/A	1-1 (7)	1-1 (2)
2008	1-1 (7)	0-1 (5)	1-1 (9)	N/A	0-1 (6)	0-1 (10)	2-1 (2)	3-0 (1)	1-1 (4)	N/A	0-1 (8)	1-1 (3)
2009	0-1 (5)	2-1 (4)	0-1 (3)	N/A	0-1 (10)	0-1 (8)	1-1 (9)	1-1 (2)	3-0 (6)	N/A	1-1 (1)	1-1 (7)
2010	0-1 (4)	0-1 (2)	2-1 (1)	N/A	1-1 (8)	0-1 (6)	1-1 (7)	1-1 (5)	-	N/A	3-0 (3)	0-1 (9)
2011	2-1 (1)	0-1 (10)	0-1 (5)	N/A	2-1 (7)	1-1 (9)	0-1 (8)	0-1 (2)	1-1 (4)	N/A	3-0 (3)	0-1 (6)
2012	2-1 (4)	0-1 (10)	1-1 (2)	4-0 (6)	0-1 (3)	2-1 (9)	1-1 (7)	1-1 (5)	0-1 (12)	0-1 (11)	0-1 (1)	0-1 (8)
2013	1-1 (4)	1-1 (9)	0-1 (2)	1-1 (5)	3-0 (3)	0-1 (12)	0-1 (8)	2-1 (1)	0-1 (7)	2-1 (10)	1-1 (6)	0-1 (11)
2014	2-1 (1)	0-1 (3)	0-1 (4)	2-1 (5)	1-1 (7)	0-1 (10)	2-1 (6)	3-0 (2)	0-1 (12)	1-1 (8)	0-1 (9)	0-1 (11)
2015	3-0 (1)	0-1 (5)	1-1 (8)	1-1 (10)	2-1 (2)	0-1 (7)	1-1 (6)	1-1 (4)	1-1 (12)	1-1 (3)	0-1 (11)	0-1 (9)
2016	1-1 (4)	0-1 (11)	1-1 (3)	1-1 (5)	3-0 (1)	1-1 (6)	0-1 (9)	0-1 (10)	1-1 (7)	2-1 (2)	1-1 (8)	0-1 (12)
2017	3-0 (2)	1-1 (8)	2-1 (5)	1-1 (7)	2-1 (1)	0-1 (12)	0-1 (9)	1-1 (3)	1-1 (6)	0-1 (4)	0-1 (11)	0-1 (10)
2018	3-0 (1)	0-1 (9)	0-1 (12)	1-1 (8)	2-1 (6)	1-1 (10)	1-1 (5)	1-1 (4)	2-1 (2)	0-1 (3)	0-1 (7)	0-1 (11)
2019	0-1 (9)	1-1 (2)	0-1 (12)	2-1 (5)	4-0 (6)	0-1 (4)	0-1 (10)	1-1 (7)	1-1 (8)	0-1 (3)	2-1 (1)	0-1 (11)

ATTENDANCE

YEAR	SESSION 1	SESSION 2	SESSION 3	SESSION 4	SESSION 5	CHAMPIONSHIP	TOTAL
1987	4,851	8,918	5,424	9,352	-	9,117	37,663
1988	12,635	13,436	13,061	13,549	-	13,796	66,477
1989	4,830	7,195	9,001	10,565	-	10,403	41,994
1990	4,567	4,380	8,079	10,989	-	8,037	36,052
2002	12,096	17,839	18,887	-	-	18,997	67,819
2003	14,441	15,048	16,689	-	-	17,485	63,663
2004	13,270	14,689	15,754	-	-	16,413	60,126
2005	14,014	14,393	15,068	-	-	18,672	62,147
2006	7,936	15,144	15,321	17,856	-	18,544	74,801
2007	15,119	16,318	16,585	18,196	-	18,259	84,477
2008	11,642	17,194	16,442	18,997	-	17,534	81,809
2009	10,964	14,732	16,271	18,497	-	16,988	77,452
2010	6,090	12,125	12,255	15,971	-	15,851	62,292
2011	7,814	10,782	12,191	13,190	-	12,074	56,051
2012	5,973	6,747	8,780	9,317	11,615	11,197	53,629
2013	7,451	8,566	12,915	10,566	13,151	11,101	63,750
2014	8,734	9,047	12,916	12,916	12,916	12,916	69,445
2015	9,024	9,875	12,916	12,916	12,916	12,916	70,563
2016	12,916	12,916	12,916	12,916	12,916	12,916	77,496
2017	7,846	9,978	12,782	18,153	19,224	18,927	86,910
2018	8,619	10,458	15,182	13,194	16,596	16,501	80,550
2019	9,748	8,876	10,556	13,012	13,955	12,877	69,024



SEED vs. SEED RESULTS

	vs. #1	vs. #2	vs. #3	vs. #4	vs. #5	vs. #6	vs. #7	vs. #8	vs. #9	vs. #10	vs. #11	vs. #12	Total
#1	-	7-3	2-3	10-2	6-0	0-1	0-0	12-3	6-1	0-0	0-0	0-0	43-13
#2	3-7	-	8-1	2-0	0-0	4-3	12-5	0-0	0-0	4-1	0-0	0-0	33-17
#3	3-2	1-8	-	0-1	0-0	15-7	4-1	0-0	0-0	1-0	0-0	0-0	24-19
#4	2-10	0-2	1-0	-	14-7	0-2	0-0	2-0	1-0	0-0	0-0	1-0	21-21
#5	0-6	0-0	0-0	7-14	-	0-0	1-0	1-0	0-0	0-0	0-0	7-1	16-21
#6	1-0	3-4	7-15	2-0	0-0	-	0-0	0-0	0-0	0-0	8-0	0-0	21-19
#7	0-0	5-12	1-4	0-0	0-1	0-0	-	0-0	0-0	12-5	0-0	0-0	18-22
#8	3-12	0-0	0-0	0-1	0-1	0-0	0-1	-	11-7	0-0	0-0	0-0	14-22
#9	1-6	0-0	0-0	0-1	0-0	0-0	0-0	7-11	-	0-0	0-0	0-0	8-18
#10	0-0	1-4	0-1	0-0	0-0	0-0	5-12	0-0	0-0	-	0-0	0-0	6-17
#11	0-0	0-0	0-0	0-0	0-0	0-8	0-0	0-0	0-0	0-0	-	0-0	0-8
#12	0-0	0-0	0-0	0-1	1-7	0-0	0-0	0-0	0-0	0-0	0-0	-	1-8

RECORD BY SEED

YEAR	#1	#2	#3	#4	#5	#6	#7	#8	#9	#10	#11	#12
1987	3-0	0-1	2-1	1-1	0-1	0-1	2-1	1-1	0-1	0-1	N/A	N/A
Upsets: (7) Oregon 72, (2) Arizona 63												
1988	3-0	2-1	0-1	1-1	0-1	1-1	0-1	0-1	1-1	1-1	N/A	N/A
Upsets: (9) California 75, (8) USC 59; (10) Washington 96, (7) Arizona State 82; (6) Washington State 73, (3) UCLA 71												
1989	3-0	2-1	1-1	1-1	0-1	0-1	0-1	1-1	0-1	1-1	N/A	N/A
Upsets: (10) USC 94, (7) Arizona State 82												
1990	0-1	3-0	0-1	2-1	0-1	1-1	1-1	2-1	0-1	0-1	N/A	N/A
Upsets: (8) Arizona State 83, (1) Oregon State 75; (6) Stanford 77, (3) California 61												
2002	1-1	3-0	1-1	2-1	0-1	0-1	0-1	0-1	-	-	N/A	N/A
Upsets: (4) USC 89, (1) Oregon 78												
2003	0-1	0-1	1-1	0-1	3-0	0-1	2-1	1-1	-	-	N/A	N/A
Upsets: (8) UCLA 96, (1) Arizona 89 OT; (7) USC 79, (2) Stanford 74; (5) Oregon 83, (4) Arizona State 82; (7) USC 79, (3) California 62												
2004	3-0	2-1	1-1	0-1	1-1	0-1	0-1	0-1	-	-	N/A	N/A
Upsets: (5) Oregon 87, (4) California 82												
2005	2-1	3-0	1-1	0-1	1-1	0-1	0-1	0-1	-	-	N/A	N/A
Upsets: (5) Oregon State 79, (4) UCLA 72; (2) Washington 81, (1) Arizona 72												
2006	3-0	0-1	2-1	1-1	0-1	0-1	2-1	0-1	1-1	0-1	N/A	N/A
Upsets: (9) Oregon State 71, (8) Arizona State 68; (7) Oregon 84, (2) Washington 73												
2007	0-1	1-1	2-1	3-0	0-1	0-1	1-1	2-1	0-1	0-1	N/A	N/A
Upsets: (8) California 76, (1) UCLA 69 OT; (3) USC 70, (2) Washington State 61; (4) Oregon 81, (3) USC 57												
2008	3-0	2-1	1-1	1-1	0-1	0-1	1-1	0-1	1-1	0-1	N/A	N/A
Upsets: (9) California 84, (8) Washington 81												
2009	1-1	1-1	0-1	2-1	0-1	3-0	1-1	0-1	1-1	0-1	N/A	N/A
Upsets: (9) Stanford 62, (8) Oregon State 54; (6) USC 79, (3) California 75; (4) Arizona State 75, (1) Washington 65; (6) USC 65, (2) UCLA 55, (6) USC 66, (4) Arizona State 63												
2010	2-1	0-1	3-0	0-1	1-1	0-1	1-1	1-1	0-1	-	N/A	N/A
Upsets: (5) UCLA 75, (4) Arizona 69; (7) Stanford 70, (2) Arizona State 61; (3) Washington 79, (1) California 75												
2011	2-1	0-1	3-0	1-1	0-1	0-1	2-1	0-1	1-1	0-1	N/A	N/A
Upsets: (9) Oregon State 69, (8) Stanford 67; (7) Oregon 76, (2) UCLA 59; (3) Washington 77, (1) Arizona 75 (OT)												
2012	0-1	1-1	0-1	2-1	1-1	4-0	1-1	0-1	2-1	0-1	0-1	0-1
Upsets: (9) Oregon State 69, (8) Washington State 64; (9) Oregon State 86, (1) Washington 84; (6) Colorado 63, (3) Oregon 62; (6) Colorado 70, (2) California 59; (6) Colorado 53, (4) Arizona 51												
2013	2-1	0-1	3-0	1-1	1-1	1-1	0-1	0-1	1-1	2-1	0-1	0-1
Upsets: (9) Oregon State 89, (8) Stanford 88 (OT); (10) Utah 69, (7) USC 66; (10) Utah 79, (2) California 69; (3) Oregon 78, (1) UCLA 69												
2014	2-1	3-0	0-1	0-1	2-1	2-1	1-1	1-1	0-1	0-1	0-1	0-1
Upsets: (5) Colorado 59, (4) California 56; (6) Stanford 79, (3) Arizona State 58; (2) UCLA 75, (1) Arizona 71												
2015	3-0	2-1	1-1	1-1	0-1	1-1	0-1	1-1	0-1	1-1	0-1	1-1
Upsets: (12) USC 67, (5) Arizona State 64; (10) Colorado 78, (7) Oregon State 71												
2016	3-0	2-1	1-1	1-1	1-1	1-1	1-1	1-1	0-1	0-1	0-1	0-1
Upsets: NONE												
2017	2-1	3-0	1-1	0-1	2-1	1-1	1-1	1-1	0-1	0-1	0-1	0-1
Upsets: (5) California 78, (4) Utah 75; (2) Arizona 83, (1) Oregon 80												
2018	3-0	2-1	0-1	1-1	1-1	2-1	0-1	1-1	0-1	1-1	0-1	0-1
Upsets: (10) Oregon State 69, (7) Washington 66 (OT); (6) Oregon 68, (3) Utah 66												
2019	2-1	1-1	0-1	0-1	2-1	4-0	1-1	1-1	0-1	0-1	0-1	0-1
Upsets: (5) Colorado 73, (4) Oregon State 58; (6) Oregon 66, (3) Utah 54; (6) Oregon 79, (2) Arizona State 75 (OT); (6) Oregon 68, (1) Washington 48												
Totals	43-13	33-17	24-19	21-21	16-21	21-19	18-22	14-22	8-18	6-17	0-8	1-8

PAC-12 ALL-TOURNAMENT TEAMS

1987

Reggie Miller, UCLA
Pooh Richardson, UCLA
Anthony Taylor, Oregon
Chris Welp, Washington
Phil Zevenbergen, Washington

1988

Sean Elliott, Arizona
Anthony Cook, Arizona
Steve Kerr, Arizona
Todd Lichti, Stanford
Gary Payton, Oregon State

1989

Jud Buechler, Arizona
Sean Elliott, Arizona
Anthony Cook, Arizona
Todd Lichti, Stanford
Gary Payton, Oregon State

1990

Jud Buechler, Arizona
Matt Muehlebach, Arizona
Adam Keefe, Stanford
Alex Austin, Arizona State
Trevor Wilson, UCLA

2002

Sam Clancy, USC
Brandon Granville, USC
Jason Gardner, Arizona
Salim Stoudamire, Arizona
Luke Walton, Arizona

2003

James Davis, Oregon
Desmon Farmer, USC
Luke Jackson, Oregon
Rory O'Neil, USC
Luke Ridnour, Oregon
Ray Young, UCLA

2004

Hassan Adams, Arizona
Josh Childress, Stanford
Luke Jackson, Oregon
Andre Joseph, Oregon
Matt Lottich, Stanford
Nate Robinson, Washington

2005

Channing Frye, Arizona
Matt Haryasz, Stanford
Chris Hernandez, Stanford
Nate Robinson, Washington
Tre Simmons, Washington
Salim Stoudamire, Arizona

2006

Arron Afflalo, UCLA
Jordan Farmar, UCLA
Chamberlain Oguchi, Oregon
Leon Powe, California
Brandon Roy, Washington
Ayinde Ubaka, California

2007

Ryan Anderson, California
Taj Gibson, USC
Gabe Pruitt, USC
Aaron Brooks, Oregon
Bryce Taylor, Oregon
Tajuan Porter, Oregon

2008

Darren Collison, UCLA
Brook Lopez, Stanford
Kevin Love, UCLA
O.J. Mayo, USC
Kyle Weaver, Washington State
Russell Westbrook, UCLA

2009

DeMar DeRozan, USC
Taj Gibson, USC
Derek Glasser, Arizona State
Daniel Hackett, USC
James Harden, Arizona State
Jeff Pendergraph, Arizona State

2010

Jamal Boykin, California
Quincy Pondexter, Washington
Jerome Randle, California
Theo Robertson, California
Michael Roll, UCLA
Isaiah Thomas, Washington

2011

Jared Cunningham, Oregon State
Terrence Ross, Washington
E.J. Singler, Oregon
Isaiah Thomas, Washington
Klay Thompson, Washington State
Derrick Williams, Arizona

2012

Carlton Brown, Colorado
Jared Cunningham, Oregon State
Kyle Fogg, Arizona
Solomon Hill, Arizona
Jesse Perry, Arizona
Andre Roberson, Colorado

2013

Jordan Adams, Fr., UCLA
Jahii Carson, Fr., Arizona State
Dameyan Dotson, Fr., Oregon
Larry Drew II, Sr., UCLA
Arsalan Kazemi, Sr., Oregon
Johnathan Loyd, Jr., Oregon

2014

Kyle Anderson, So., UCLA
Askia Booker, Jr., Colorado
Aaron Gordon, Fr., Arizona
Nick Johnson, Jr., Arizona
Chasson Randle, Jr., Stanford
Joseph Young, Jr., Oregon

2015

Brandon Ashley, Jr., Arizona
Rondae Hollis-Jefferson, So., Arizona
Stanley Johnson, Fr., Arizona
T.J. McConnell, Sr., Arizona
Delon Wright, Sr., Utah
Joseph Young, Sr., Oregon

2016

Ivan Rabb, Fr., California
Jakob Poeltl, So., Utah
Chris Boucher, Jr., Oregon
Dillon Brooks, So., Oregon
Tyler Dorsey, Fr., Oregon
Elgin Cook, Sr., Oregon

2017

Torian Graham, Sr., Arizona State
Derrick White, Sr., Colorado
Dillon Brooks, Jr., Oregon
Tyler Dorsey, So., Oregon
Lauri Markkanen, Fr., Arizona
Allonzo Trier, So., Arizona

2018

Deandre Ayton, Fr., Arizona
Aaron Holiday, Jr., UCLA
Jonah Mathews, So., USC
Jordan McLaughlin, Sr., USC
Dusan Ristic, Sr., Arizona
Thomas Welsh, Sr., UCLA

2019

Zylan Cheatham, R-Sr., Arizona State
McKinley Wright IV, So., Colorado
Jaylen Nowell, So., Washington
Matisse Thybulle, Sr., Washington
Louis King, Fr., Oregon
Payton Pritchard, Jr., Oregon

MOST OUTSTANDING PLAYER

1987 Reggie Miller, UCLA (Sr.)
1988 Sean Elliott, ARIZ* (Jr.)
1989 Sean Elliott, ARIZ* (Sr.)
1990 Jud Buechler, ARIZ (Sr.)/
Matt Muehlebach, ARIZ (Sr.)
2002 Luke Walton, ARIZ (Jr.)
2003 Luke Ridnour, ORE* (Jr.)
2004 Josh Childress, STAN* (Jr.)
2005 Salim Stoudamire, ARIZ (Sr.)
2006 Leon Powe, CAL (So.)
2007 Tajuan Porter, ORE (Fr.)
2008 Darren Collison, UCLA (Jr.)
2009 DeMar DeRozan, USC (Fr.)
2010 Isaiah Thomas, WASH (So.)
2011 Isaiah Thomas, WASH (Jr.)
2012 Carlton Brown, COLO (Sr.)
2013 Johnathan Loyd, ORE (Jr.)
2014 Kyle Anderson, UCLA (So.)
2015 Brandon Ashley, ARIZ (Jr.)
2016 Elgin Cook, ORE (Sr.)
2017 Allonzo Trier, ARIZ (So.)
2018 Deandre Ayton, ARIZ* (Fr.)
2019 Payton Pritchard, ORE (Jr.)

* - Also named Pac-12 Player of the Year the same season.



PAC-12 HALL OF HONOR

The Pac-12 Conference established the Pac-12 Hall of Honor in 2002. From 2002-17, the Pac-12 celebrated its men's basketball legends by inducting an annual class of standout coaches and student-athletes into the Pac-12 Hall of Honor. Starting in 2018, the Hall of Honor pivoted to feature legendary figures from an array of sports to be inclusive of the broad-based athletics success celebrated in the Conference of Champions.

2002 (Inaugural class)

Sean Elliott, Arizona
Byron Scott, Arizona State
Pete Newell, California
John Dick, Oregon
Gary Payton, Oregon State
Hank Luisetti, Stanford
John Wooden, UCLA
Bill Sharman, USC
Bob Houbregs, Washington
Craig Ehlo, Washington State

2003

Steve Kerr, Arizona
Ned Wulk, Arizona State
Kevin Johnson, California
Howard Hobson, Oregon
Amory "Slats" Gill, Oregon State
Todd Lichti, Stanford
Kareem Abdul-Jabbar, UCLA
Fred "Tex" Winter, USC
Marv Harshman, Washington
Jack Friel, Washington State

2004

Khalid Reeves, Arizona
Lafayette "Fat" Lever, Arizona State
Jason Kidd, California
Ron Lee, Oregon
Mel Counts, Oregon State
Howard "Howie" Dallmar, Stanford
Walt Hazzard, UCLA
Bob Boyd, USC
James Edwards, Washington
George Raveling, Washington State

2005

Pete Williams, Arizona
Joe Caldwell, Arizona State
Darrall Imhoff, California
Blair Rasmussen, Oregon
Ed Lewis, Oregon State
Rich Kelley, Stanford
Gail Goodrich, UCLA
John Rudometkin, USC
Jack Nichols, Washington
Gene Conley, Washington State

2006

Damon Stoudamire, Arizona
Lionel Hollins, Arizona State
Andy Wolfe, California
Jim Loscutoff, Oregon
Ralph Miller, Oregon State
Adam Keefe, Stanford
Don Barksdale, UCLA
Dennis "Mo" Layton, USC
Steve Hawes, Washington
James Donaldson, Washington State

2007

Chris Mills, Arizona
Eddie House, Arizona State
Russ Critchfield, California
Dick Harter, Oregon
Steve Johnson, Oregon State
George Yardley, Stanford
Jamaal (Keith) Wilkes, UCLA
Ron Reilly, USC
Christian Welp, Washington
Vince Hanson, Washington State

2008

Miles Simon, Arizona
Alton Lister, Arizona State
Charles Johnson, California
Terrell Brandon, Oregon
Ephraim J. Rocha, Oregon State
Tom Dose, Stanford
Marques Johnson, UCLA
Paul Westphal, USC
Louie Nelson, Washington
Mark Hendrickson, Washington State

2009

Lute Olson, Arizona
Royce Youree, Arizona State
Nibs Price, California
Greg Ballard, Oregon
Paul Valenti, Oregon State
Jim Pollard, Stanford
Michael Warren, UCLA
Gus Williams, USC
Detlef Schrempf, Washington
Isaac Fontaine, Washington State

2010

Mike Bibby, Arizona
Jeremy Veal, Arizona State
Earl Robinson, California
Kenya Wilkins, Oregon
Dave Gambee, Oregon State
John Arrillaga, Stanford
Reggie Miller, UCLA
John Block, USC
Eldridge Recasner, Washington
Paul Lindemann, Washington State

2011

Michael Dickerson, Arizona
Isaac Austin, Arizona State
Bob McKeen, California
Charlie Warren, Oregon
Charlie White, Oregon State
Brevin Knight, Stanford
Don MacLean, UCLA
Harold Miner, USC
Todd MacCulloch, Washington
Ray Sundquist, Washington State

2012

Richard Jefferson, Arizona
Kurt Nimphius, Arizona State
Lamond Murray, California
Burdette Haldorson, Colorado
Jim Barnett, Oregon
A.C. Green, Oregon State
George Selleck, Stanford
Ed O'Bannon, UCLA
Sam Barry, USC
Arnie Ferrin, Utah
George Irvine, Washington
Steve Puidokas, Washington State

2013

Jason Gardner, Arizona
Dennis Hamilton, Arizona State
Shareef Abdur-Rahim, California
Cliff Meely, Colorado
Chuck Rask, Oregon
Charlie Sitton, Oregon State
Ron Tomsic, Stanford
Lucius Allen, UCLA
Forrest Twogood, USC
Keith Van Horn, Utah
Nate Robinson, Washington
James McKean, Washington State

2014

Luke Walton, Arizona
Verl Heap, Arizona State
David Butler, California
Ken Charlton, Colorado
Frederick Jones, Oregon
Lee Harman, Oregon State
Mark Madsen, Stanford
Tyus Edney, UCLA
Wayne Carlander, USC
Billy McGill, Utah
Brandon Roy, Washington
Ed Gayda, Washington State

2015

Fred Snowden, Arizona
Ron Riley, Arizona State
Sean Lampley, California
Jim Davis, Colorado
Anthony Taylor, Oregon
Jim Jarvis, Oregon State
Casey Jacobsen, Stanford
Dave Meyers, UCLA
Alex Hannum, USC
Danny Vranes, Utah
Jon Brockman, Washington
Bennie Seltzer, Washington State

2016

Salim Stoudamire, Arizona
Art Becker, Arizona State
Brian Hendrick, California
Scott Wedman, Colorado
Luke Ridnour, Oregon
Jim Anderson, Oregon State
Kim Belton, Stanford
Keith Erickson, UCLA
Sam Clancy, USC
Vern Gardner, Utah
Isaiah Thomas, Washington
Keith Morrison, Washington State

2017

Bob Elliott, Arizona
Tarence Wheeler, Arizona State
Jerome Randle, California
Chauncey Billups, Colorado
Stu Jackson, Oregon
Ray Blume, Oregon State
Mike Montgomery, Stanford
David Greenwood, UCLA
Ralph Vaughn, USC
Andre Miller, Utah
Quincy Pondexter, Washington
Carlos Daniel, Washington State

2018

Michael Wright, Arizona
Linda Vollstedt, Arizona State
Matt Biondi, California
Bill Toomey, Colorado
Andrew Wheatling, Oregon
Carol Menken-Schaudt, Oregon State
Kerri Walsh Jennings, Stanford
Rafer Johnson, UCLA
Cheryl Miller, USC
Missy Marlowe, Utah
Sonny Sixkiller, Washington
Laura Lavine, Washington State

2019

Meg Ritchie-Stone, Arizona
Frank Kush, Arizona State
Natalie Coughlin, California
Lisa Van Goor, Colorado
Bev Smith, Oregon
Dick Fosbury, Oregon State
Dick Gould, Stanford
Ann Meyers Drysdale, UCLA
Ronnie Lott, USC
Steve Smith Jr., Utah
Patricia 'Trish' Bostrom, Washington
John Olerud, Washington State



▶ Pete Newell and his California Golden Bears celebrate the 1959 NCAA title.

▶ Oregon's "Tall Firs" won the first NCAA title in 1939.



▶ Lute Olson and the Arizona Wildcats captured the 1997 NCAA title.

▶ The 1963-64 UCLA Bruins, the first of the school's 11 NCAA Championship squads.





1951-52 (PCC)

Table with 5 columns: Rank, Team, W, L, PCT, ALL. Rows for WASH, IDA, ORE, WSU, OSU.

Table with 5 columns: Rank, Team, W, L, PCT, ALL. Rows for UCLA (NCAA), STAN, CAL, USC.

Playoff: UCLA 65, WASH 53; WASH 53, UCLA 50; UCLA 60, WASH 50

1952-53 (PCC)

Table with 5 columns: Rank, Team, W, L, PCT, ALL. Rows for WASH (NCAA*), IDA, ORE, OSU, WSU.

Table with 5 columns: Rank, Team, W, L, PCT, ALL. Rows for CAL, USC, UCLA, STAN.

* - NCAA third place; Playoff: WASH 60, CAL 47; WASH 80, CAL 57

1953-54 (PCC)

Table with 5 columns: Rank, Team, W, L, PCT, ALL. Rows for OSU, IDA, ORE, WASH, WSU.

Table with 5 columns: Rank, Team, W, L, PCT, ALL. Rows for USC (NCAA*), UCLA, CAL, STAN.

* - NCAA fourth place; Playoff: USC 53, OSU 48; OSU 65, USC 47; USC 48, OSU 45

1954-55 (PCC)

Table with 5 columns: Rank, Team, W, L, PCT, ALL. Rows for OSU (NCAA), ORE, WASH, WSU, IDA.

Table with 5 columns: Rank, Team, W, L, PCT, ALL. Rows for UCLA, STAN, USC, CAL.

Playoff: OSU 82, UCLA 75; OSU 82, UCLA 64

1955-56 (PCC)

Table with 5 columns: Rank, Team, W, L, PCT, ALL. Rows for UCLA (NCAA), WASH, STAN, CAL, USC, ORE, OSU, IDA, WSU.

1956-57 (PCC)

Table with 5 columns: Rank, Team, W, L, PCT, ALL. Rows for CAL (NCAA), UCLA, WASH, USC, STAN, OSU, IDA, WSU, ORE.

1957-58 (PCC)

Table with 5 columns: Rank, Team, W, L, PCT, ALL. Rows for OSU, CAL (NCAA), UCLA, IDA, USC, STAN, ORE, WASH, WSU.

1958-59 (PCC)

Table with 5 columns: Rank, Team, W, L, PCT, ALL. Rows for CAL (NCAA*), WASH, UCLA, STAN, USC, OSU, IDA, ORE, WSU.

* - NCAA Champion

1959-60 (AAWU)

Table with 5 columns: Rank, Team, W, L, PCT, ALL. Rows for CAL (NCAA*), UCLA, USC (NCAA), STAN, WASH.

* - NCAA runner-up

1960-61 (AAWU)

Table with 5 columns: Rank, Team, W, L, PCT, ALL. Rows for USC (NCAA), UCLA, WASH, CAL, STAN.

1961-62 (AAWU)

Table with 5 columns: Rank, Team, W, L, PCT, ALL. Rows for UCLA (NCAA*), STAN, WASH, USC, CAL.

* - NCAA fourth place

1962-63 (AAWU)

Table with 5 columns: Rank, Team, W, L, PCT, ALL. Rows for UCLA (NCAA), STAN, USC, WASH, CAL.

1963-64 (AAWU)

Table with 5 columns: Rank, Team, W, L, PCT, ALL. Rows for UCLA (NCAA*), STAN, CAL, USC, WASH, WSU.

* - NCAA Champion

1964-65 (AAWU)

Table with 5 columns: Rank, Team, W, L, PCT, ALL. Rows for UCLA (NCAA*), STAN, USC, OSU, WSU, WASH, CAL, ORE.

* - NCAA Champion

1965-66 (AAWU)

Table with 5 columns: Rank, Team, W, L, PCT, ALL. Rows for OSU (NCAA), UCLA, STAN, WSU, ORE, USC, WASH, CAL.

1966-67 (AAWU)

Table with 5 columns: Rank, Team, W, L, PCT, ALL. Rows for UCLA (NCAA*), WSU, OSU, STAN, CAL, WASH, USC, ORE.

* - NCAA Champion

1967-68 (AAWU)

Table with 5 columns: Rank, Team, W, L, PCT, ALL. Rows for UCLA (NCAA*), USC, WSU, CAL, OSU, STAN, WASH, ORE.

* - NCAA Champion

1968-69 (Pac-8)

Table with 5 columns: Rank, Team, W, L, PCT, ALL. Rows for UCLA (NCAA*), WSU, USC, WASH, ORE, OSU, CAL, STAN.

* - NCAA Champion

1969-70 (Pac-8)

Table with 5 columns: Rank, Team, W, L, PCT, ALL. Rows for UCLA (NCAA*), WSU, USC, ORE, WASH, CAL, OSU, STAN.

* - NCAA Champion

1970-71 (Pac-8)

Table with 5 columns: Rank, Team, W, L, PCT, ALL. Rows for UCLA (NCAA*), USC, ORE, CAL, WASH, OSU, WSU, STAN.

* - NCAA Champion

1971-72 (Pac-8)

Table with 5 columns: Rank, Team, W, L, PCT, ALL. Rows for UCLA (NCAA*), WASH, OSU, USC, STAN, WSU, ORE.

* - NCAA Champion

1972-73 (Pac-8)

Table with 5 columns: Rank, Team, W, L, PCT, ALL. Rows for UCLA (NCAA*), USC (NIT), ORE, STAN, WASH, OSU, CAL, WSU.

* - NCAA Champion

1973-74 (Pac-8)

Table with 4 columns: Team, W, L, PCT. Lists standings for 1973-74 (Pac-8) from UCLA to WSU.

* - NCAA third place

1974-75 (Pac-8)

Table with 4 columns: Team, W, L, PCT. Lists standings for 1974-75 (Pac-8) from UCLA to WSU.

* - NCAA Champion

^ - NIT third place

1975-76 (Pac-8)

Table with 4 columns: Team, W, L, PCT. Lists standings for 1975-76 (Pac-8) from UCLA to USC.

* - NCAA third place

^ - OSU record does not include forfeits of 15 wins - including seven Conference victories - as required by the NCAA as a result of an ineligible player participating under a court order.

1976-77 (Pac-8)

Table with 4 columns: Team, W, L, PCT. Lists standings for 1976-77 (Pac-8) from UCLA to USC.

1977-78 (Pac-8)

Table with 4 columns: Team, W, L, PCT. Lists standings for 1977-78 (Pac-8) from UCLA to STAN.

1978-79 (Pac-10)

Table with 4 columns: Team, W, L, PCT. Lists standings for 1978-79 (Pac-10) from UCLA to CAL.

1979-80 (Pac-10)

Table with 4 columns: Team, W, L, PCT. Lists standings for 1979-80 (Pac-10) from OSU to CAL.

* - NCAA runner-up. Postseason record of 5-1 later vacated.

^ - Postseason record of 0-1 later vacated.

1980-81 (Pac-10)

Table with 4 columns: Team, W, L, PCT. Lists standings for 1980-81 (Pac-10) from OSU to USC.

^ - Postseason record of 0-1 later vacated.

1981-82 (Pac-10)

Table with 4 columns: Team, W, L, PCT. Lists standings for 1981-82 (Pac-10) from OSU to STAN.

^ - Postseason record of 2-1 later vacated.

1982-83 (Pac-10)

Table with 4 columns: Team, W, L, PCT. Lists standings for 1982-83 (Pac-10) from UCLA to ARIZ.

1983-84 (Pac-10)

Table with 4 columns: Team, W, L, PCT. Lists standings for 1983-84 (Pac-10) from WASH to WSU.

1984-85 (Pac-10)

Table with 4 columns: Team, W, L, PCT. Lists standings for 1984-85 (Pac-10) from WASH to STAN.

* - NIT Champion

1985-86 (Pac-10)

Table with 4 columns: Team, W, L, PCT. Lists standings for 1985-86 (Pac-10) from ARIZ to USC.

1986-87 (Pac-10)

Table with 4 columns: Team, W, L, PCT. Lists standings for 1986-87 (Pac-10) from UCLA to USC.

* - Pac-10 Tournament Champion

1987-88 (Pac-10)

Table with 4 columns: Team, W, L, PCT. Lists standings for 1987-88 (Pac-10) from ARIZ to WASH.

* - Pac-10 Tournament Champion

^ - NCAA third place (tie)

1988-89 (Pac-10)

Table with 4 columns: Team, W, L, PCT. Lists standings for 1988-89 (Pac-10) from ARIZ to USC.

* - Pac-10 Tournament Champion

1989-90 (Pac-10)

Table with 4 columns: Team, W, L, PCT. Lists standings for 1989-90 (Pac-10) from OSU to WSU.

* - Pac-10 Tournament Champion

1990-91 (Pac-10)

Table with 4 columns: Team, W, L, PCT. Lists standings for 1990-91 (Pac-10) from ARIZ to WASH.

* - NIT Champion

1991-92 (Pac-10)

Table with 4 columns: Team, W, L, PCT. Lists standings for 1991-92 (Pac-10) from UCLA to ORE.

1992-93 (Pac-10)

Table with 4 columns: Team, W, L, PCT. Lists standings for 1992-93 (Pac-10) from ARIZ to STAN.



1993-94 (Pac-10)

Table with 5 columns: Rank, Team, W, L, PCT, ALL. Lists top 10 teams for 1993-94 season.

* - NCAA third place (tie)

1994-95 (Pac-10)

Table with 5 columns: Rank, Team, W, L, PCT, ALL. Lists top 10 teams for 1994-95 season.

^ As required by the NCAA, California later forfeited five league wins and 13 victories overall due to the participation of an ineligible player.

& - Postseason record of 2-1 later vacated.

* - NCAA Champion

1995-96 (Pac-10)

Table with 5 columns: Rank, Team, W, L, PCT, ALL. Lists top 10 teams for 1995-96 season.

^ As required by the NCAA, California later forfeited nine league wins and 15 victories overall due to the participation of an ineligible player.

1996-97 (Pac-10)

Table with 5 columns: Rank, Team, W, L, PCT, ALL. Lists top 10 teams for 1996-97 season.

* - NCAA Champion

1997-98 (Pac-10)

Table with 5 columns: Rank, Team, W, L, PCT, ALL. Lists top 10 teams for 1997-98 season.

1998-99 (Pac-10)

Table with 5 columns: Rank, Team, W, L, PCT, ALL. Lists top 10 teams for 1998-99 season.

* - NIT Champion

^ - NIT Final Four (4th place)

% - Postseason record of 0-1 later vacated.

- Postseason record of 0-1 later vacated.

1999-2000 (Pac-10)

Table with 5 columns: Rank, Team, W, L, PCT, ALL. Lists top 10 teams for 1999-2000 season.

2000-01 (Pac-10)

Table with 5 columns: Rank, Team, W, L, PCT, ALL. Lists top 10 teams for 2000-01 season.

* - NCAA runner-up

2001-02 (Pac-10)

Table with 5 columns: Rank, Team, W, L, PCT, ALL. Lists top 10 teams for 2001-02 season.

* - Pac-10 Tournament Champion

2002-03 (Pac-10)

Table with 5 columns: Rank, Team, W, L, PCT, ALL. Lists top 10 teams for 2002-03 season.

* - Pac-10 Tournament Champion

2003-04 (Pac-10)

Table with 5 columns: Rank, Team, W, L, PCT, ALL. Lists top 10 teams for 2003-04 season.

* - Pac-10 Tournament Champion

2004-05 (Pac-10)

Table with 5 columns: Rank, Team, W, L, PCT, ALL. Lists top 10 teams for 2004-05 season.

* - Pac-10 Tournament Champion

2005-06 (Pac-10)

Table with 5 columns: Rank, Team, W, L, PCT, ALL. Lists top 10 teams for 2005-06 season.

* - Pac-10 Tournament Champion

^ - NCAA runner-up

2006-07 (Pac-10)

Table with 5 columns: Rank, Team, W, L, PCT, ALL. Lists top 10 teams for 2006-07 season.

* - Pac-10 Tournament Champion

^ - NCAA Final Four

2007-08 (Pac-10)

Table with 5 columns: Rank, Team, W, L, PCT, ALL. Lists top 10 teams for 2007-08 season.

* - Pac-10 Tournament Champion

^ - NCAA Final Four

& - 21 wins and one loss later vacated due to NCAA penalty.

% - 19 wins and one loss later vacated due to NCAA penalty

2008-09 (Pac-10)

Table with 5 columns: Rank, Team, W, L, PCT, ALL. Lists top 10 teams for 2008-09 season.

* - Pac-10 Tournament Champion

2009-10 (Pac-10)

Table with 5 columns: Rank, Team, W, L, PCT, ALL. Lists top 10 teams for 2009-10 season.

* - Pac-10 Tournament Champion

2010-11 (Pac-10)

Table with 5 columns: Rank, Team, W, L, PCT, ALL. Lists top 10 teams for 2010-11 season.

* - Pac-10 Tournament Champion

2011-12 (Pac-12)

	W	L	PCT	ALL
1. WASH (NIT)	14	4	.778	24-11
2. CAL (NCAA)	13	5	.722	24-10
3. ORE (NIT)	13	5	.722	24-10
4. ARIZ (NIT)	12	6	.667	23-12
5. COLO* (NCAA)	11	7	.611	24-12
6. UCLA	11	7	.611	19-14
7. STAN (NIT)	10	8	.556	26-11
8. OSU (CBI)	7	11	.389	21-15
9. WSU (CBI)	7	11	.389	19-18
10. ASU	6	12	.333	10-21
11. UTAH	3	15	.167	6-25
12. USC	1	17	.056	6-26

* - Pac-12 Tournament Champion

2012-13 (Pac-12)

	W	L	PCT	ALL
1. UCLA (NCAA)	13	5	.722	25-10
2. ARIZ (NCAA)	12	6	.667	27-8
3. ORE* (NCAA)	12	6	.667	28-9
4. CAL (NCAA)	12	6	.667	21-12
5. COLO (NCAA)	10	8	.556	21-12
6. ASU (NIT)	9	9	.500	22-13
7. STAN (NIT)	9	9	.500	19-15
8. WASH (NIT)	9	9	.500	18-16
9. USC	9	9	.500	14-18
10. UTAH	5	13	.278	15-18
11. OSU	4	14	.222	14-18
12. WSU	4	14	.222	13-19

* - Pac-12 Tournament Champion

2013-14 (Pac-12)

	W	L	PCT	ALL
1. ARIZ (NCAA)	15	3	.833	33-5
2. UCLA* (NCAA)	12	6	.667	28-9
3. ORE (NCAA)	10	8	.556	24-10
4. COLO (NCAA)	10	8	.556	23-12
5. STAN (NCAA)	10	8	.556	23-13
6. ASU (NCAA)	10	8	.556	21-12
7. CAL (NIT)	10	8	.556	21-14
8. UTAH (NIT)	9	9	.500	21-12
9. WASH	9	9	.500	17-15
10. OSU (CBI)	8	10	.444	16-16
11. WSU	3	15	.167	10-21
12. USC	2	16	.111	11-21

* - Pac-12 Tournament Champion

2014-15 (Pac-12)

	W	L	PCT	ALL
1. ARIZ* (NCAA)	16	2	.889	34-4
2. UTAH (NCAA)	13	5	.722	26-9
3. ORE (NCAA)	13	5	.722	26-10
4. UCLA (NCAA)	11	7	.611	22-14
5. STAN (NIT)	9	9	.500	24-13
6. ASU (NIT)	9	9	.500	18-16
7. OSU	8	10	.444	17-14
8. CAL	7	11	.389	18-15
9. COLO (CBI)	7	11	.389	16-18
10. WSU	7	11	.389	13-18
11. WASH	5	13	.278	16-15
12. USC	3	15	.167	12-20

* - Pac-12 Tournament Champion

2015-16 (Pac-12)

	W	L	PCT	ALL
1. ORE* (NCAA)	14	4	.778	31-7
2. UTAH (NCAA)	13	5	.722	27-9
3. ARIZ (NCAA)	12	6	.667	25-9
4. CAL (NCAA)	12	6	.667	23-11
5. COLO (NCAA)	10	8	.556	22-12
6. USC (NCAA)	9	9	.500	21-13
7. OSU (NCAA)	9	9	.500	19-13
8. WASH (NIT)	9	9	.500	19-15
9. STAN	8	10	.444	15-15
10. UCLA	6	12	.333	15-17
11. ASU	5	13	.278	15-17
12. WSU	1	17	.056	9-22

* - Pac-12 Tournament Champion

2016-17 (Pac-12)

	W	L	PCT	ALL
1. ORE (NCAA)	16	2	.889	33-6
2. ARIZ* (NCAA)	16	2	.889	32-5
3. UCLA (NCAA)	15	3	.833	31-5
4. UTAH (NIT)	11	7	.611	20-12
5. CAL (NIT)	10	8	.556	21-13
6. USC (NCAA)	10	8	.556	26-10
7. COLO (NIT)	8	10	.444	19-15
8. ASU	7	11	.389	15-18
9. STAN	6	12	.333	14-17
10. WSU	6	12	.333	13-18
11. WASH	2	16	.111	9-22
12. OSU	1	17	.056	5-27

* - Pac-12 Tournament Champion

2017-18 (Pac-12)

	W	L	PCT	ALL
1. ARIZ* (NCAA)	14	4	.778	27-8
2. USC (NIT)	12	6	.667	24-12
3. UTAH (NIT)	11	7	.611	23-12
4. UCLA (NCAA)	11	7	.611	21-12
5. STAN (NIT)	11	7	.611	19-16
6. ORE (NIT)	10	8	.556	23-13
7. WASH (NIT)	10	8	.556	21-13
8. COLO	8	10	.444	17-15
9. ASU (NCAA)	8	10	.444	20-12
10. OSU	7	11	.389	16-16
11. WSU	4	14	.222	12-19
12. CAL	2	16	.111	8-24

* - Pac-12 Tournament Champion

2018-19 (Pac-12)

	W	L	PCT	ALL
1. WASH (NCAA)	15	3	.833	27-9
2. ASU (NCAA)	12	6	.667	23-11
3. UTAH	11	7	.611	17-14
4. OSU	10	8	.556	18-13
5. COLO (NIT)	10	8	.556	23-13
6. ORE* (NCAA)	10	8	.556	25-13
7. UCLA	9	9	.500	17-16
8. USC	8	10	.444	16-17
9. ARIZ	8	10	.444	17-15
10. STAN	8	10	.444	15-16
11. WSU	4	14	.222	11-21
12. CAL	3	15	.167	8-23

* - Pac-12 Tournament Champion

PAC-12 OVERTIME GAMES
(1979-2011 = 90-game sched.)
(2012-current = 108-game sched.)

No.	Year
13	1986, 2014
10	1984, '88, '00
8	1983, '95, '06, '07, '08, '09
7	1981, '82, '85, '99, '01, '04, '05, '13, '16, '18, '19
6	1998, '15
5	1987, '91, '97, '03, '10
4	1992, '94, '96, '02
3	1979, '80, '12, '17
2	1989, '90
1	1993

Excludes Pac-12 Tournament

PAC-12 OVERTIME
CONFERENCE GAMES
BY SCHOOL:

	1979-2011	2012-
1. ASU.....	42.....	12
2. COLO.....	-.....	11
3. UCLA.....	44.....	10
UTAH.....	-.....	10
5. ARIZ.....	29.....	9
OSU.....	34.....	9
USC.....	44.....	9
WSU.....	45.....	9
9. WASH.....	35.....	8
10. ORE.....	37.....	7
11. STAN.....	30.....	6
12. CAL.....	44.....	5

Excludes Pac-12 Tournament

BEST PAC-12 START BEFORE
FIRST CONFERENCE LOSS:
(Since 1979)

ARIZ	16-0 (1998)
ASU	6-0 (1980)
CAL	7-0 (2003)
COLO	3-0 (2012, '14)
ORE	8-0 (2017)
OSU	17-0 (1981)
STAN	17-0 (2004)
UCLA	9-0 (1983)
USC	5-0 (2000, '02)
UTAH	4-0 (2015)
WASH	10-0 (2019)
WSU	7-0 (1983)

BEST START BEFORE
FIRST LOSS (all games):

ARIZ	21 (2014)
ASU	12 (2018)
CAL	14 (1926)
COLO	7 (1913, '83)
ORE	14 (1938)
OSU	26 (1981)
STAN	26 (2004)
UCLA	30 (1964, '67, '72, '73)
USC	17 (1910)
UTAH	18 (1998)
WASH	18 (1929)
WSU	17 (1915)



CONFERENCE, ALL-TIME (Since 1916)

Table with 5 columns: Rank, Team, Years, Titles, W, L, PCT. Lists top 14 teams from 1916 to present.

CONFERENCE, 1979-2011 (Pac-10 years)

Table with 5 columns: Rank, Team, Years, Titles, W, L, PCT. Lists top 10 teams from 1979-2011.

CONFERENCE, 2012- (Pac-12 Years)

Table with 5 columns: Rank, Team, Years, Titles, W, L, PCT. Lists top 12 teams from 2012 to present.

CONFERENCE, PAST 10 YEARS (2010-2019)

Table with 5 columns: Rank, Team, Years, Titles, W, L, PCT. Lists top 12 teams from 2010-2019.

() Indicates number of shared titles and is included in team total

ALL GAMES, ALL-TIME

Table with 5 columns: Rank, Team, Years, W, L, PCT. Lists top 12 teams for all-time games.

(Totals based on the 2018-19 NCAA Records Book)

Cumulative home court records in Pac-12 play:

Table with 2 columns: Year, W-L record. Lists cumulative home court records from 1979 to 2019.

Cumulative non-conference record (includes postseason):

Table with 2 columns: Year, W-L record. Lists cumulative non-conference records from 1978-79 to 2018-19.

PAC-12 YEARLY CONFERENCE FINISHES

	ARIZ	ASU	CAL	IDA	MON	ORE	OSU	STAN	UCLA	USC	WASH	WSU	CHAMPION
1915-16	—	—	1t	—	—	—	1t	—	—	—	3	—	California/OSU
1916-17	—	—	2	—	—	6	4	5	—	—	3	1	Washington State
1917-18	—	—	—	—	—	—	—	—	—	—	—	—	—
1918-19	—	—	3	—	—	1	5	6	—	—	4	2	Oregon
1919-20	—	—	2	—	—	6	4	1	—	—	5	3	Stanford
1920-21	—	—	1t	—	—	4	6	1t	—	—	3	5	Stanford/California
1921-22	—	—	3	1	—	8	2	5	—	7	4	6	Idaho
1922-23	—	—	1tS*	1tN*	—	5N	3tN	1tS	—	3	1tN	3tN	Idaho
1923-24	—	—	1S	4N	6N	3N	2N	3S	—	2S	1N	5N	California
1924-25	—	—	1S	3tN	5N	1tN	1tN*	2S	—	—	3tN	6N	California
1925-26	—	—	1S	3N	5N	1N	2N	2S	—	3S	4N	6N	California
1926-27	—	—	1S	2tN	6N	1N	4N	2S	—	3S	2tN	5N	California
1927-28	—	—	1tS	3tN	3tN	2N	3tN	4S	3S	1tS*	1N	6N	USC
1928-29	—	—	1S	2N	6N	5N	4N	2S	4S	3S	1N	3N	California
1929-30	—	—	2S	5N	—	3N	4N	4S	3S	1S	1N	2N	USC
1930-31	—	—	1S	5N	—	4N	3N	4S	3S	2S	1N	2N	Washington
1931-32	—	—	1tS*	5N	—	4N	3N	4S	3S	1tS	1N	2N	California
1932-33	—	—	2S	3tN	—	5N	1N	3S	4S	1S	2N	3tN	Oregon State
1933-34	—	—	2S	5N	—	2N	3N	3S	4S	1S	1N	4N	Washington
1934-35	—	—	2S	5N	—	3N	1N	3tS	3tS	1S	2N	4N	USC
1935-36	—	—	3S	5N	—	4N	2N	1tS*	4S	1tS	1N	3N	Stanford
1936-37	—	—	3S	5N	—	1tN	4N	1S	4S	2S	1tN	1tN	Stanford
1937-38	—	—	2S	3tN	6N	1N	5N	1S	4S	3S	2N	3tN	Stanford
1938-39	—	—	1tS*	5N	—	1N	4N	3S	4S	1tS	2N	3N	Oregon
1939-40	—	—	3S	5N	—	2N	1N	2S	4S	1S	4N	3N	USC
1940-41	—	—	2tS	5N	—	3tN	2N	1S	4S	2tS	3tN	1N	Washington State
1941-42	—	—	3S	5N	—	4N	1N	1S	4S	2S	2N	3N	Stanford
1942-43	—	—	4S	5N	—	2N	4N	2tS	2tS	1S	1N	3N	Washington
1943-44	—	—	1S	3tN	—	2N	3tN	—	2S	3S	1N	5N	Washington/California
1944-45	—	—	3S	5N	—	1tN*	3N	—	1S	2S	4N	1tN	Oregon/UCLA
1945-46	—	—	1S	1N	—	3N	2N	4S	3S	2S	4N	5N	California
1946-47	—	—	2S	5N	—	4N	1N	3S	1S	4S	3N	2N	Oregon State
1947-48	—	—	1S	5N	—	4N	1tN	3tS	3tS	2S	1tN*	3N	Washington
1948-49	—	—	4S	3tN	—	3tN	1N	3S	1S	2S	5N	2N	Oregon State
1949-50	—	—	3S	4N	—	5N	2tN	4S	1S	2S	2tN	1N	UCLA
1950-51	—	—	4S	4tN	—	2N	4tN	3S	1tS*	1tS	1N	3N	Washington
1951-52	—	—	2tS	2N	—	3N	5N	2tS	1S	4S	1N	4N	UCLA
1952-53	—	—	1S	2tN	—	2tN	4N	4S	3S	2S	1N	5N	Washington
1953-54	—	—	3S	2tN	—	2tN	1N	4S	2S	1S	4N	5N	USC
1954-55	—	—	4S	4tN	—	2N	1N	2S	1S	3S	3N	4tN	Oregon State
1955-56	—	—	3t	8	—	6t	6t	3t	1	5	2	9	UCLA
1956-57	—	—	1	7t	—	9	6	5	2t	4	2t	7t	California
1957-58	—	—	1t	4	—	7	1t	6	3	5	8	9	OSU/California
1958-59	—	—	1	7	—	8	6	3t	3t	5	2	9	California
1959-60	—	—	1	—	—	—	—	4	2	3	5	—	California
1960-61	—	—	4	—	—	—	—	5	2	1	3	—	USC
1961-62	—	—	5	—	—	—	—	2	1	3t	3t	—	UCLA
1962-63	—	—	5	—	—	—	—	1t	1t	3t	3t	—	Stanford/UCLA
1963-64	—	—	3	—	—	—	—	2	1	4	5	6	UCLA
1964-65	—	—	7	—	—	8	4	2	1	3	6	5	UCLA
1965-66	—	—	7t	—	—	4t	1	3	2	4t	7t	4t	Oregon State
1966-67	—	—	5t	—	—	8	2t	4	1	5t	5t	2t	UCLA
1967-68	—	—	4	—	—	8	5t	5t	1	2	7	3	UCLA
1968-69	—	—	7t	—	—	5t	5t	7t	1	3	4	2	UCLA
1969-70	—	—	6	—	—	4	7	8	1	2t	5	2t	UCLA
1970-71	—	—	3t	—	—	3t	6	7t	1	2	5	7t	UCLA
1971-72	—	—	5	—	—	8	3t	6	1	3t	2	7	UCLA
1972-73	—	—	7	—	—	3	5t	4	1	2	5t	8	UCLA
1973-74	—	—	7t	—	—	3	5	6	1	2	4	7t	UCLA



PAC-12 YEARLY CONFERENCE FINISHES

	ARIZ	ASU	CAL	COLO	IDA	MON	ORE	OSU	STAN	UCLA	USC	UTAH	WASH	WSU	CHAMPION
1974-75	—	—	4	—	—	—	5t	2	5t	1	3	—	5t	8	UCLA
1975-76#	—	—	6	—	—	—	2t	2t	7	1	8	—	4	5	UCLA
1976-77	—	—	6	—	—	—	2	4t	7	1	8	—	4t	3	UCLA
1977-78	—	—	7	—	—	—	5t	2	8	1	3t	—	5t	3t	UCLA
1978-79	4t	6t	10	—	—	—	6t	3	8t	1	2	—	8t	4t	UCLA
1979-80	6	2	10	—	—	—	7t	1	7t	4	7t	—	5	3	Oregon State
1980-81	5t	2	8t	—	—	—	7	1	8t	3	4	—	5t	10	Oregon State
1981-82	8t	6t	6t	—	—	—	8t	1	10	2	3	—	4	5	Oregon State
1982-83	10	3t	6t	—	—	—	9	3t	8	1	5	—	6t	2	UCLA
1983-84	5t	5t	9	—	—	—	3	1t	5t	4	8	—	1t	10	OSU/Washington
1984-85	3t	7	9	—	—	—	6	3t	10	3t	1t	—	1t	8	USC/Washington
1985-86	1	5t	3	—	—	—	9	5t	5t	4	10	—	2	5t	Arizona
1986-87	2	8t	3t	—	—	—	7	3t	6	1•	10	—	3t	8t	UCLA
1987-88	1•	7	8t	—	—	—	5	2t	4	2t	8t	—	8t	6	Arizona
1988-89	1•	7	5	—	—	—	9	3t	2	3t	10	—	6	8	Arizona
1989-90	1t•	7t	3	—	—	—	5	1t	6	4	7t	—	9t	9t	Arizona/OSU
1990-91	1	3t	5t	—	—	—	5t	5t	5t	2	3t	—	5t	10	Arizona
1991-92	3	5t	9	—	—	—	10	7	4	1	2	—	8	5t	UCLA
1992-93	1	3t	2	—	—	—	9	5t	10	3t	5t	—	5t	8	Arizona
1993-94	1	4t	2t	—	—	—	8	10	4t	2t	7	—	9	4t	Arizona
1994-95&	2	3	8t	—	—	—	4	7	5t	1	10	—	8t	5t	UCLA
1995-96&	2	8	4	—	—	—	5t	10	3	1	9	—	5t	7	UCLA
1996-97	5	10	2t	—	—	—	7	9	2t	1	2t	—	6	8	UCLA
1997-98	1	5t	5t	—	—	—	5t	9t	2	3	8	—	4	9t	Arizona
1998-99	2	9	5t	—	—	—	5t	7t	1	3	7t	—	4	10	Stanford
1999-00	1t	4t	7	—	—	—	3	8t	1t	4t	6	—	8t	10	Arizona/Stanford
2000-01	2	6t	4t	—	—	—	6t	9t	1	3	4t	—	9t	6t	Stanford
2001-02	2t•	7	2t	—	—	—	1	9	2t	6	2t	—	8	10	Oregon
2002-03	1	4	3	—	—	—	5•	6t	2	6t	6t	—	9	10	Arizona
2003-04	3	10	4t	—	—	—	4t	9	1•	7t	6	—	2	7t	Stanford
2004-05	1	6t	8t	—	—	—	8t	6t	3t	3t	10	—	2	6t	Arizona
2005-06	4t	8t	3	—	—	—	7	8t	4t	1•	6	—	2	10	UCLA
2006-07	3t	10	8	—	—	—	3t•	9	6	1	3t	—	7	2	UCLA
2007-08	7	5t	9	—	—	—	5t	10	2	1•	3t	—	8	3t	UCLA
2008-09	5t	3t	3t	—	—	—	10	8	9	2	5t•	—	1	7	Washington
2009-10	4	2	1	—	—	—	8t	5t	8t	5t	5t	—	3•	10	California
2010-11	1	10	5	—	—	—	7t	9	7t	2	4	—	3•	6	Arizona
2011-12	4	10	2t	5t•	—	—	2t	8t	7	5t	12	11	1	8t	Washington
2012-13	2t	6t	2t	5	—	—	2t•	t11	6t	1	6t	10	6t	t11	UCLA
2013-14	1	3t	3t	3t	—	—	3t	10	3t	2•	12	8t	8t	11	Arizona
2014-15	1•	5t	8t	8t	—	—	2t	7	5t	4	12	2t	11	8t	Arizona
2015-16	3t	11	3t	5	—	—	1•	6t	9	10	6t	2	6t	12	Oregon
2016-17	1t•	8	5t	7	—	—	1t	12	9t	3	5t	4	11	9t	Arizona/Oregon
2017-18	1•	8t	12	8t	—	—	6t	10	3t	3t	2	3t	6t	11	Arizona
2018-19	8t	2	12	4t	—	—	4t•	4t	8t	7	8t	3	1	11	Washington

Conference champion in **boldface**

* - Divisional champion

• - Pac-12 Tournament champion

- 1975-76 standings reflect on-court standings (Oregon State subsequently forfeited seven Conference games)

& - 1994-95 and 1995-96 reflect on-court standings. (California subsequently forfeited five Conference games in 1995 and nine Conference games in 1996).

Pacific Coast Conference (PCC), 1915-16 - 1958-59

Athletic Association of Western Universities (AAWU), 1959-60 - 1967-68

Pacific-8 Conference (Pac-8), 1968-69 - 1977-78 Pacific-10 Conference (Pac-10), 1978-79 - 2010-11

Pac-12 Conference (Pac-12), 2011-12-present

CONFERENCE TITLES BY SCHOOL

(Includes shared titles)

1. UCLA	31
2. Arizona	16
3. California	15
4. Oregon State	12
Washington	12
6. Stanford	11
7. USC	7
8. Oregon	6
9. Idaho	2
Washington State	2
11. Arizona State	0
Colorado	0
Utah	0
Montana	0

YEAR	PREDICTED WINNER	ACTUAL FINISH	ACTUAL WINNER	PREDICTED FINISH
2018-19	Oregon	4th (tied)	Washington	3rd
2017-18	Arizona	1st	Arizona	1st
2016-17	Oregon	1st (tied)	Arizona/Oregon	2nd/1st (tied)
2015-16	Arizona	3rd (tied)	Oregon	4th
2014-15	Arizona	1st	Arizona	1st
2013-14	Arizona	1st	Arizona	1st
2012-13	Arizona	1st	UCLA	2nd
2011-12	UCLA	5th (tied)	Washington	4th
2010-11	Washington	3rd	Arizona	2nd
2009-10	California	1st	California	1st
2008-09	UCLA	2nd	Washington	5th
2007-08	UCLA	1st	UCLA	1st
2006-07	UCLA	1st	UCLA	1st
2005-06	Arizona	4th (tied)	UCLA	3rd
2004-05	Arizona	1st	Arizona	1st
2003-04	Arizona	3rd	Stanford	2nd
2002-03	Arizona	1st	Arizona	1st
2001-02	UCLA	6th	Oregon	6th
2000-01	Arizona	2nd	Stanford	2nd
1999-00	Arizona	1st (tied)	Arizona/Stanford	1st/3rd
1998-99	Stanford	1st	Stanford	1st
1997-98	Arizona	1st	Arizona	1st
1996-97	UCLA	1st	UCLA	1st
1995-96	UCLA	1st	UCLA	1st
1994-95	UCLA	1st	UCLA	1st
1993-94	California	2nd (tied)	Arizona	3rd
1992-93	Arizona	1st	Arizona	1st
1991-92*	Arizona	3rd	UCLA	2nd
1990-91*	Arizona	1st	Arizona	1st
1989-90*	Arizona	1st (tied)	Arizona/Oregon State	1st/3rd
1988-89*	Arizona/Stanford	1st/2nd	Arizona	1st (tied)
1987-88*	Arizona	1st	Arizona	1st
1986-87	Arizona	2nd	UCLA	3rd
1985-86	Washington	2nd	Arizona	8th
1984-85	Washington	1st (tied)	USC/Washington	7th/1st (tied)

* The Pac-12 preseason polls were decided in a vote among league coaches (1987-91).

ANNUAL PRESEASON POLLS

2018-19 PAC-12 PRESEASON MEDIA POLL

Team (first-place votes)	Pts.
1. Oregon (16)	288
2. UCLA (6)	264
3. Washington (2)	249
4. Arizona (1)	205
5. USC	203
6. Arizona State	165
7. Colorado	161
8. Utah	122
9. Stanford	109
10. Oregon State	102
11. California	45
12. Washington State	37

2016-17 PAC-12 PRESEASON MEDIA POLL

Team	Pts.
1. Oregon (23)	320
2. Arizona (4)	298
3. UCLA	259
4. California	209
5. Colorado	199
6. Washington	167
7. USC	163
8. Utah	142
9. Oregon State	122
10. Stanford	119
11. Arizona State	78
12. Washington State	30

2014-15 PAC-12 PRESEASON MEDIA POLL

Team	Pts.
1. Arizona (31)	383
2. Utah	317
3. Colorado	316
4. UCLA (1)	290
5. Stanford	264
6. Washington	189
7. California	188
8. Oregon	159
9. Arizona State	155
10. USC	106
11. Washington State	84
12. Oregon State	45

2017-18 PAC-12 PRESEASON MEDIA POLL

Team	Pts.
1. Arizona (22)	273
2. USC (1)	251
3. UCLA	223
4. Oregon	203
5. Stanford	182
6. Arizona State	146
7. Utah	129
8. Oregon State	125
9. Colorado	112
10. Washington	71
11. California	46
12. Washington State	33

2015-16 PAC-12 PRESEASON MEDIA POLL

Team	Pts.
1. Arizona (18)	406
2. California (9)	378
3. Utah (7)	360
4. Oregon (1)	338
5. UCLA (1)	304
6. Oregon State	235
7. Colorado	188
8. Arizona State	165
9. Stanford	145
10. USC	111
11. Washington	96
12. Washington State	65

2013-14 PAC-12 PRESEASON MEDIA POLL

Team	Pts.
1. Arizona (21)	273
2. UCLA (1)	212
3. Colorado (1)	211
4. Oregon	196
5. California	194
6. Stanford	166
7. Arizona State	159
8. Washington	121
9. Utah	68
10. Oregon State	67
11. USC	63
12. Washington State	39



2012-13 PAC-12 PRESEASON MEDIA POLL

Team	Pts.
1. Arizona (15)	403
2. UCLA (16)	402
3. California (3)	325
4. Stanford	296
5. Washington (2)	278
6. Colorado	262
7. Oregon	217
8. Oregon State	166
9. USC	163
10. Washington State	111
11. Arizona State	107
12. Utah	78

2011-12 PAC-12 PRESEASON MEDIA POLL

Team	Pts.
1. UCLA (14)	421
2. California (13)	405
3. Arizona (11)	404
4. Washington	355
5. Oregon	282
6. Stanford	255
7. USC	194
8. Oregon State	188
9. Arizona State	148
10. Colorado	119
Washington State	119
12. Utah	74

2010-11 PAC-10 PRESEASON MEDIA POLL

Team	Pts.
1. Washington (33)	348
2. Arizona (1)	296
3. UCLA (1)	281
4. Arizona State	215
5. Washington State	191
6. USC	178
7. California	151
8. Oregon State	120
9. Stanford	98
10. Oregon	47

2009-10 PAC-10 PRESEASON MEDIA POLL

Team	Pts.
1. California (25)	350
2. Washington (7)	330
3. UCLA (5)	302
4. Arizona	221
5. Oregon State	218
6. Oregon	175
7. Arizona State	144
8. Washington State	123
9. USC	109
10. Stanford	63

2008-09 PAC-10 PRESEASON MEDIA POLL

Team	Pts.
1. UCLA (37)	379
2. Arizona State (1)	325
3. USC	292
4. Arizona	241
5. Washington	217
6. Washington State	188
7. Oregon	147
8. California	143
9. Stanford	115
10. Oregon State	40

2007-08 PAC-10 PRESEASON MEDIA POLL

Team	Pts.
1. UCLA (33)	339
2. Washington State (1)	273
3. Oregon	240
4. Arizona	238
5. Stanford	205
6. USC	184
7. California	140
8. Washington	132
9. Arizona State	81
10. Oregon State	38

2006-07 PAC-10 PRESEASON MEDIA POLL

Team	Pts.
1. UCLA (21)	335
2. Arizona (13)	280
3. Washington	236
4. Oregon (1)	193
5. California	177
6. USC	160
7. Stanford	127
8. Oregon State	75
9. Arizona State	69
10. Washington State	54

2005-06 PAC-10 PRESEASON MEDIA POLL

Team	Pts.
1. Arizona (19)	253
2. Washington (7)	237
3. Stanford	194
4. Oregon	167
5. UCLA	156
6. USC	116
7. California	87
8. Oregon State	86
9. Washington State	73
10. Arizona State	64

2004-05 PAC-10 PRESEASON MEDIA POLL

Team	Pts.
1. Arizona (19)	253
2. Washington (7)	237
3. Stanford	194
4. Oregon	167
5. UCLA	156
6. USC	116
7. California	87
8. Oregon State	86
9. Washington State	73
10. Arizona State	64

2003-04 PAC-10 PRESEASON MEDIA POLL

Team	Pts.
1. Arizona (26)	339
2. Stanford (7)	321
3. California (1)	238
4. Oregon	215
5. USC (1)	207
6. UCLA	188
7. Arizona State	185
8. Washington	108
9. Washington State	69
10. Oregon State	55

2002-03 PAC-10 PRESEASON MEDIA POLL

Team	Pts.
1. Arizona (27)	270
2. Oregon	237
3. UCLA	195
4. Arizona State	160
5. California	154
6. USC	152
7. Stanford	136
8. Washington	81
9. Oregon State	71
10. Washington State	29

2001-02 PAC-10 PRESEASON MEDIA POLL

Team	Pts.
1. UCLA (24)	267
2. Stanford (1)	222
3. USC	208
4. Arizona (2)	200
5. California	161
6. Oregon	117
7. Arizona State	111
8. Oregon State	95
9. Washington State	57
10. Washington	47

2000-01 PAC-10 PRESEASON MEDIA POLL

Team	Pts.
1. Arizona (29)	290
2. Stanford	255
3. USC	206
4. UCLA	205
5. California	160
6. Oregon	138
7. Oregon State	133
8. Arizona State	109
9. Washington	58
10. Washington State	41

1999-00 PAC-10 PRESEASON MEDIA POLL

Team	Pts.
1. Arizona (32)	356
2. UCLA (3)	307
3. Stanford (1)	296
4. Oregon	246
5. Oregon State	174
6. California	152
7. USC	151
8. Arizona State	129
9. Washington	117
10. Washington State	44

1998-99 PAC-10 PRESEASON MEDIA POLL

Team	Pts.
1. Stanford	
2. Arizona	
3. Washington	
4. UCLA	
5. California	
6. Arizona State	
Oregon	
8. USC	
9. Washington State	
10. Oregon State	

1997-98 PAC-10 PRESEASON MEDIA POLL

Team	Pts.
1. Arizona (22)	265
2. UCLA (5)	242
3. Stanford	216
4. Washington	174
5. California	156
6. USC	134
7. Oregon State	98
8. Oregon	80
9. Washington State	67
10. Arizona State	53

1996-97 PAC-10 PRESEASON MEDIA POLL

Team	Pts.
1. UCLA (27)	321
2. Arizona	280.5
3. Stanford (6)	279.5
4. Oregon	224
5. Washington	194
6. California	148
7. Washington State	114
8. USC	99
9. Arizona State	83
10. Oregon State	72

1995-96 PAC-10 PRESEASON MEDIA POLL

Team	Pts.
1. UCLA (15)	230
2. Stanford (7)	213
3. Arizona (2)	189
4. Washington State	162
5. California	154
6. Arizona State	116
7. Washington	89
8. Oregon	76
9. USC	58
10. Oregon State	29

1994-95 PAC-10 PRESEASON MEDIA POLL

Team	Pts.
1. UCLA (21)	381
2. Arizona (20)	379
3. California	318
4. Arizona State (1)	283
5. Stanford	204
6. Oregon	187
7. USC	140
8. Washington State	124
9. Washington	108
10. Oregon State	83

1993-94 PAC-10 PRESEASON MEDIA POLL

Team	Pts.
1. California (29)	442
2. UCLA (12)	405
3. Arizona (1)	364
4. USC (3)	304
5. Arizona State	272
6. Washington State	254
7. Oregon State	141
8. Stanford	130
9. Oregon	113
10. Washington	77

1992-93 PAC-10 PRESEASON MEDIA POLL

Team	Pts.
1. Arizona (26)	321
2. California (3)	283
3. Oregon State (4)	268
4. UCLA (2)	252
5. USC	219
6. Washington	141
7. Stanford	139
8. Washington State	131
9. Oregon	84
10. Arizona State	82

1991-92 PAC-10 PRESEASON COACHES POLL

Team	Pts.
1. Arizona	
2. UCLA	
3. Arizona State	
4. USC	
5. Washington State	
6. California	
7. Oregon State	
8. Stanford	
9. Washington	
10. Oregon	

1990-91 PAC-10 PRESEASON COACHES POLL

Team	Pts.
1. Arizona (9)	90
2. UCLA (1)	79
3. Stanford	71
4. California	59
5. Oregon	55
6. Arizona State	46
7. Oregon State	43
USC	43
9. Washington	27
10. Washington State	19

1989-90 PAC-10 PRESEASON COACHES POLL

Team	Pts.
1. Arizona (8)	80
2. UCLA (2)	74
3. Oregon State	60
4. Washington	57
5. California	45
6. Arizona State	41
7. Stanford	34
8. USC	29
9. Washington State	18
10. Oregon	12

1988-89 PAC-10 PRESEASON COACHES POLL

Team	Pts.
1. Arizona (5)	77
Stanford (5)	77
3. UCLA	61
4. Oregon State	58
5. California	47
6. Washington	40
7. Washington State	29
8. Oregon	24
9. Arizona State	21
10. USC	16

1987-88 PAC-10 PRESEASON COACHES POLL

Team	Pts.
1. Arizona (9)	81
2. UCLA (1)	73
3. USC	59
4. Stanford	58
5. California	42
6. Oregon State	40
7. Arizona State	35
8. Oregon	28
9. Washington	23
10. Washington State	11

1986-87 PAC-10 PRESEASON POLLS

Coaches	Media	Pts.
1. Arizona (7)	1. Arizona (9)	173
2. California (1)	2. California (4)	162
3. UCLA	3. UCLA (5)	154
4. Washington	4. Washington (1)	139
5. USC	5. Oregon State	90
6. Oregon State	6. Arizona State	86
7. Arizona State	7. USC	75
8. Stanford	8. Stanford	68
9. Oregon	9. Washington State	50
10. Washington State	10. Oregon	48

1985-86 PAC-10 PRESEASON POLLS

Coaches	Media
1. Washington	1. Washington (9)
2. Arizona State	2. UCLA (3)
3. Oregon State	3. Oregon State (1)
4. UCLA	4. Washington State (2)
5. California	5. California (1)
6. Washington State	6. USC
USC	7. Arizona State
8. Arizona	8. Arizona
9. Stanford	9. Stanford
10. Oregon	10. Oregon

1984-85 PAC-10 PRESEASON MEDIA POLL

Team
1. Washington
2. Oregon State
3. Arizona State
4. Arizona
5. UCLA
6. Oregon
7. USC
8. California
9. Stanford
10. Washington State



Results since 1978-79 only (the first season of Pac-10 play from Pac-8). # - Non-Conference game

ARIZ vs. ASU

ARIZ leads all-time series, 152-84
Longest Win Streak (Since 1978-79):
ARIZ: 12, 1996-2001; 2002-07
ASU: 9, 1980-1983

First meeting:
1913-14 #ARIZ... 41-17.....Tuc

Table listing game results for ARIZ vs ASU from 1978-79 to 2011-12, including scores and opponents.

Table listing game results for ARIZ vs CAL from 2012-13 to 2018-19, including scores and opponents.

ARIZ vs. CAL

ARIZ leads all-time series, 66-31
Longest Win Streak (Since 1978-79):
ARIZ: 10, 2000-2004
CAL: 4, 1982-1983

First meeting:
1923-24 #CAL... 38-30.....Oak

Table listing game results for ARIZ vs CAL from 1978-79 to 2018-19, including scores and opponents.

Table listing game results for ARIZ vs COLO from 2005-06 to 2018-19, including scores and opponents.

ARIZ vs. COLO

ARIZ leads all-time series, 19-14
Longest Win Streak:
ARIZ: 6, 2013-2015
COLO: 4, 1960-1961

First meeting:
1960-61 COLO... 82-72.....BDG

Table listing game results for ARIZ vs COLO from 2011-12 to 2018-19, including scores and opponents.

ARIZ vs. ORE

ARIZ leads all-time series, 51-32
Longest Win Streak (Since 1978-79):
ARIZ: 12, 1991-1997
ORE: 3, 1983-1984; 2007-08; 2016-17; 2018-Pres.

Table listing game results for ARIZ vs ORE from 1978-79 to 2018-19, including scores and opponents.

Table listing game results for ARIZ vs OSU from 1985-86 to 2018-19, including scores and opponents.

ARIZ vs. OSU

ARIZ leads all-time series, 65-21
Longest Win Streak (Since 1978-79):
ARIZ: 17, 1990-1998

OSU: 11, 1979-1984

First meeting:
 1976-77 #ARIZ ... 81-73..... G
 1978-79 OSU..... 116-80..... G
 OSU..... 93-79..... Mck
 1979-80 OSU..... 77-72..... Mck
 OSU..... 73-63..... G
 1980-81 OSU..... 61-49..... Mck
 OSU..... 80-62..... G
 1981-82 OSU..... 68-55..... G
 OSU..... 92-64..... Mck
 1982-83 OSU..... 72-54..... Mck
 OSU..... 81-56..... G
 1983-84 OSU..... 53-48..... G
 ARIZ..... 69-58..... Mck
 1984-85 OSU..... 59-55..... G
 ARIZ..... 69-58..... Mck
 1985-86 ARIZ..... 63-62 (OT)..... Mck
 ARIZ..... 55-53..... G
 1986-87 ARIZ..... 54-48..... G
 ARIZ..... 71-61..... Mck
 1987-88 ARIZ..... 70-48..... G
 ARIZ..... 77-62..... Mck
 ARIZ..... 93-67..... Mck (1)
 1988-89 ARIZ..... 73-69..... G
 ARIZ..... 85-64..... Mck
 ARIZ..... 98-87..... For (1)
 1989-90 OSU..... 84-61..... G
 ARIZ..... 87-60..... Mck
 1990-91 ARIZ..... 103-65..... G
 ARIZ..... 82-67..... Mck
 1991-92 ARIZ..... 86-58..... Mck
 ARIZ..... 70-62..... G
 1992-93 ARIZ..... 57-54..... G
 ARIZ..... 81-70..... Mck
 1993-94 ARIZ..... 100-56..... Mck
 ARIZ..... 96-69..... G
 1994-95 ARIZ..... 111-98..... G
 ARIZ..... 83-69..... Mck
 1995-96 ARIZ..... 84-60..... Mck
 ARIZ..... 66-59..... G
 1996-97 ARIZ..... 99-48..... Mck
 ARIZ..... 74-64..... G
 1997-98 ARIZ..... 93-80..... Mck
 ARIZ..... 71-70..... G
 1998-99 OSU..... 60-59..... G
 ARIZ..... 89-72..... Mck
 1999-00 ARIZ..... 90-73..... Mck
 OSU..... 70-69 (OT)..... G
 2000-01 ARIZ..... 68-41..... G
 ARIZ..... 65-54..... Mck
 2001-02 ARIZ..... 76-73..... G
 ARIZ..... 93-87..... Mck
 2002-03 ARIZ..... 80-65..... G
 ARIZ..... 72-60..... Mck
 2003-04 ARIZ..... 109-75..... Mck
 OSU..... 90-84..... G
 2004-05 ARIZ..... 92-83..... G
 ARIZ..... 91-70..... Mck
 ARIZ..... 90-59..... Stp (1)
 2005-06 OSU..... 75-65..... G
 ARIZ..... 80-58..... Mck
 2006-07 ARIZ..... 83-72..... Mck
 ARIZ..... 72-66..... G
 2007-08 ARIZ..... 76-63..... Mck
 ARIZ..... 81-45..... G
 ARIZ..... 87-56..... Stp (1)
 2008-09 ARIZ..... 64-47..... Mck
 ARIZ..... 56-53..... G
 2009-10 OSU..... 67-64..... G
 OSU..... 63-55..... Mck
 2010-11 OSU..... 76-75..... G
 ARIZ..... 70-59..... Mck
 ARIZ..... 78-69..... Stp (1)
 2011-12 ARIZ..... 81-73 (OT)..... Mck
 ARIZ..... 72-61..... Stp (1)
 2012-13 ARIZ..... 80-70..... G
 2013-14 ARIZ..... 76-54..... Mck
 ARIZ..... 74-69..... G
 2014-15 OSU..... 58-56..... G

ARIZ..... 57-34..... Mck
 2015-16 ARIZ..... 80-63..... Mck
 2016-17 ARIZ..... 71-54..... G
 2017-18 ARIZ..... 62-53..... Mck
 ARIZ..... 75-65 (OT)..... G
 2018-19 ARIZ..... 82-71..... Mck
 ARIZ..... 74-72..... G

ARIZ vs. STAN

ARIZ leads all-time series, 67-29
 Longest Win Streak (Since 1978-79):
 ARIZ: 19, 2009-current
 STAN: 4, 2008-09

First meeting:
 1937-38 #STAN.. 44-28..... Tuc

1978-79 ARIZ..... 74-64..... Mck
 ARIZ..... 63-62..... MP
 1979-80 STAN..... 99-80..... MP
 ARIZ..... 95-88..... Mck
 1980-81 ARIZ..... 91-81..... MP
 ARIZ..... 73-69..... Mck
 1981-82 ARIZ..... 61-54..... Mck
 ARIZ..... 72-67..... MP
 1982-83 STAN..... 86-69..... MP
 ARIZ..... 74-73..... Mck
 1983-84 STAN..... 74-66..... Mck
 ARIZ..... 87-76..... MP
 1984-85 STAN..... 55-51..... MP
 ARIZ..... 68-56..... Mck
 1985-86 ARIZ..... 77-69..... Mck
 STAN..... 62-56..... MP
 1986-87 ARIZ..... 77-70..... Mck
 STAN..... 75-73..... MP
 1987-88 ARIZ..... 90-65..... Mck
 STAN..... 82-74..... MP
 ARIZ..... 97-83..... Mck (1)
 1988-89 STAN..... 83-78..... MP
 ARIZ..... 72-52..... Mck
 ARIZ..... 73-51..... For (1)
 1989-90 ARIZ..... 68-61..... Mck
 ARIZ..... 80-61..... MP
 ARIZ..... 85-61..... UAC (1)
 1990-91 ARIZ..... 78-76..... MP
 ARIZ..... 89-51..... Mck
 1991-92 ARIZ..... 72-70..... MP
 ARIZ..... 89-83..... Mck
 1992-93 ARIZ..... 96-61..... Mck
 ARIZ..... 94-80..... MP
 1993-94 ARIZ..... 89-72..... Mck
 ARIZ..... 77-60..... MP
 1994-95 ARIZ..... 89-83 (OT)..... MP
 ARIZ..... 84-73..... Mck
 1995-96 STAN..... 85-79..... Mck
 STAN..... 80-71..... MP
 1996-97 ARIZ..... 76-75..... Mck
 STAN..... 81-80..... MP
 1997-98 ARIZ..... 93-75..... MP
 ARIZ..... 90-58..... Mck
 1998-99 ARIZ..... 78-76..... Mck
 STAN..... 98-83..... MP
 1999-00 ARIZ..... 68-65..... MP
 ARIZ..... 86-81..... Mck
 2000-01 STAN..... 85-76..... Mck
 ARIZ..... 76-75..... MP
 2001-02 ARIZ..... 88-82 (OT)..... MP
 STAN..... 76-71..... Mck
 2002-03 STAN..... 82-77..... Mck
 ARIZ..... 72-69..... MP
 2003-04 STAN..... 82-72..... Mck
 STAN..... 80-77..... MP
 2004-05 STAN..... 87-76..... MP
 ARIZ..... 90-72..... Mck
 2005-06 ARIZ..... 90-81 (OT)..... Mck
 ARIZ..... 76-72..... MP
 ARIZ..... 73-68..... Stp (1)
 2006-07 ARIZ..... 89-75..... Mck
 ARIZ..... 85-80 (OT)..... MP
 2007-08 STAN..... 56-52..... MP
 STAN..... 67-66..... Mck

STAN.... 75-64..... Stp (1)
 2008-09 STAN.... 76-60..... MP
 ARIZ..... 101-87..... Mck
 2009-10 ARIZ..... 76-68..... Mck
 ARIZ..... 71-69..... MP
 2010-11 ARIZ..... 67-57..... Mck
 ARIZ..... 78-69..... MP
 2011-12 ARIZ..... 53-43..... MP
 2012-13 ARIZ..... 73-66..... Mck
 2013-14 ARIZ..... 60-57..... MP
 ARIZ..... 79-66..... Mck
 2014-15 ARIZ..... 89-82..... MP
 ARIZ..... 91-69..... Mck
 2015-16 ARIZ..... 71-57..... MP
 ARIZ..... 94-62..... Mck
 2016-17 ARIZ..... 91-52..... MP
 ARIZ..... 74-67..... Mck
 2017-18 ARIZ..... 73-71..... MP
 ARIZ..... 75-67..... Mck
 2018-19 ARIZ..... 75-70..... MP
 ARIZ..... 70-54..... Mck

ARIZ vs. UCLA

UCLA leads all-time series, 57-44
 Longest Win Streak (Since 1978-79):
 ARIZ: 4, four times
 UCLA: 11, 1979-1984

First meeting:
 1922-23 #UCLA.. 44-30..... LA

1978-79 ARIZ..... 70-69..... Mck
 UCLA.... 110-86..... PP
 1979-80 UCLA.... 69-59..... PP
 UCLA.... 90-78..... Mck
 1980-81 UCLA.... 79-76..... Mck
 UCLA.... 90-79..... PP
 1981-82 UCLA.... 65-56..... PP
 UCLA.... 88-73..... Mck
 1982-83 UCLA.... 92-87..... Mck
 UCLA.... 111-58..... PP
 1983-84 UCLA.... 61-58..... Mck
 UCLA.... 68-60..... PP
 1984-85 ARIZ..... 53-52..... Mck
 UCLA.... 58-54..... PP
 1985-86 ARIZ..... 85-60..... Mck
 ARIZ..... 88-76..... PP
 1986-87 UCLA.... 84-83..... Mck
 UCLA.... 81-65..... PP
 1987-88 ARIZ..... 86-74..... Mck
 ARIZ..... 78-76 (OT)..... PP
 1988-89 ARIZ..... 102-64..... Mck
 ARIZ..... 89-86..... PP
 1989-90 UCLA.... 73-63..... PP
 ARIZ..... 83-74..... Mck
 ARIZ..... 94-78..... UAC (1)
 1990-91 ARIZ..... 82-77..... Mck
 ARIZ..... 105-94 (OT)..... PP
 1991-92 UCLA.... 89-87..... Mck
 UCLA.... 89-81..... PP
 1992-93 ARIZ..... 82-80..... PP
 ARIZ..... 99-80..... Mck
 1993-94 UCLA.... 74-66..... PP
 ARIZ..... 98-74..... Mck
 1994-95 UCLA.... 71-61..... Mck
 UCLA.... 72-70..... PP
 1995-96 ARIZ..... 88-79..... Mck
 UCLA.... 76-75..... PP
 1996-97 UCLA.... 84-78 (OT)..... PP
 UCLA.... 66-64..... Mck
 1997-98 ARIZ..... 87-75..... Mck
 ARIZ..... 91-87..... PP
 1998-99 UCLA.... 82-75..... PP
 ARIZ..... 87-70..... Mck
 1999-00 ARIZ..... 76-61..... PP
 ARIZ..... 99-84..... Mck
 2000-01 ARIZ..... 88-53..... Mck
 UCLA.... 79-77 (OT)..... PP
 2001-02 ARIZ..... 96-86..... Mck
 UCLA.... 77-76..... PP
 2002-03 ARIZ..... 87-52..... PP

ARIZ..... 106-70..... Mck
 UCLA.... 96-89 (OT)..... Stp (1)
 2003-04 ARIZ..... 97-72..... PP
 ARIZ..... 107-83..... Mck
 2004-05 ARIZ..... 76-73..... Mck
 ARIZ..... 83-73..... PP
 2005-06 UCLA.... 85-79..... Mck
 UCLA.... 84-73..... PP
 UCLA.... 71-59..... Stp (1)
 2006-07 UCLA.... 73-69..... PP
 UCLA.... 81-66..... Mck
 2007-08 UCLA.... 82-60..... PP
 UCLA.... 68-66..... Mck
 2008-09 UCLA.... 83-60..... PP
 ARIZ..... 84-72..... Mck
 2009-10 ARIZ..... 77-63..... PP
 ARIZ..... 78-73..... Mck
 UCLA.... 75-69..... Stp (1)
 2010-11 ARIZ..... 82-73..... Mck
 UCLA.... 71-49..... PP
 2011-12 UCLA.... 65-58..... HC
 ARIZ..... 65-63..... Mck
 ARIZ..... 66-58..... Stp (1)
 2012-13 UCLA.... 84-73..... Mck
 UCLA.... 74-69..... PP
 UCLA.... 66-64..... MGM (1)
 2013-14 ARIZ..... 79-75..... HC
 UCLA.... 75-71..... MGM (1)
 2014-15 ARIZ..... 57-47..... Mck
 ARIZ..... 70-64..... MGM (1)
 2015-16 UCLA.... 87-84..... PP
 ARIZ..... 81-75..... Mck
 2016-17 ARIZ..... 98-85..... PP
 UCLA.... 77-72..... Mck
 ARIZ..... 86-75..... TMA (1)
 2017-18 UCLA.... 82-74..... Mck
 ARIZ..... 78-67 (OT)..... TMA (1)
 2018-19 UCLA.... 90-69..... PP

ARIZ vs. USC

ARIZ leads all-time series, 70-44
 Longest Win Streak (Since 1978-79):
 ARIZ: 11, 1986-1991
 USC: 7, 1981-1984

First meeting:
 1921-22 #ARIZ... 36-28..... Tuc

1978-79 ARIZ..... 74-72..... Mck
 USC..... 70-67..... SA
 1979-80 ARIZ..... 86-83..... SA
 ARIZ..... 74-65..... Mck
 1980-81 USC..... 67-63..... Mck
 USC..... 81-71..... SA
 1981-82 USC..... 89-67..... SA
 USC..... 60-59 (OT)..... Mck
 1982-83 USC..... 74-67..... Mck
 USC..... 72-70..... SA
 1983-84 USC..... 71-61..... For
 ARIZ..... 55-49..... Mck
 1984-85 USC..... 64-63..... Mck
 ARIZ..... 60-55..... SA
 1985-86 USC..... 63-62..... SA
 ARIZ..... 71-62..... Mck
 1986-87 ARIZ..... 78-44..... Mck
 ARIZ..... 73-61..... SA
 1987-88 ARIZ..... 92-48..... Mck
 ARIZ..... 103-68..... SA
 1988-89 ARIZ..... 97-69..... SA
 ARIZ..... 93-70..... Mck
 1989-90 ARIZ..... 90-75..... SA
 ARIZ..... 95-70..... Mck
 ARIZ..... 80-57..... UAC (1)
 1990-91 ARIZ..... 87-85..... Mck
 USC..... 87-83..... SA
 1991-92 ARIZ..... 107-68..... Mck
 USC..... 70-69..... SA
 1992-93 ARIZ..... 81-73..... For
 ARIZ..... 87-76..... Mck
 1993-94 ARIZ..... 83-74..... For
 ARIZ..... 94-61..... Mck



PAC-12 TEAM VS. TEAM RESULTS

1994-95 ARIZ ... 94-73..... Mck
 ARIZ ... 89-80..... SA
 1995-96 ARIZ ... 93-81..... Mck
 ARIZ ... 86-72..... SA
 1996-97 USC ... 75-62..... SA
 ARIZ ... 101-77..... Mck
 1997-98 ARIZ ... 91-72..... Mck
 USC ... 91-90 (OT)..... SA
 1998-99 ARIZ ... 87-78..... SA
 ARIZ ... 88-73..... Mck
 1999-00 USC ... 80-72..... SA
 ARIZ ... 92-85..... Mck
 2000-01 ARIZ ... 71-58..... Mck
 ARIZ ... 105-61..... SA
 2001-02 ARIZ ... 97-80..... Mck
 USC ... 94-89..... SA
 ARIZ ... 81-71..... Stp (1)
 2002-03 ARIZ ... 81-72..... SA
 ARIZ ... 86-59..... Mck
 2003-04 USC ... 99-90..... SA
 ARIZ ... 97-70..... Mck
 ARIZ ... 79-76..... Stp (1)
 2004-05 ARIZ ... 77-68..... Mck
 ARIZ ... 88-76..... SA
 2005-06 ARIZ ... 74-63..... Mck
 USC ... 77-70..... SA
 2006-07 USC ... 80-73..... GC
 USC ... 80-75..... Mck
 2007-08 ARIZ ... 80-69..... GC
 USC ... 70-58..... Mck
 2008-09 USC ... 65-64..... GC
 ARIZ ... 83-76..... Mck
 2009-10 USC ... 56-50..... GC
 ARIZ ... 86-84 (2OT).... Mck
 2010-11 ARIZ ... 82-73..... Mck
 USC ... 65-57..... GC
 ARIZ ... 67-62..... Stp (1)
 2011-12 ARIZ ... 57-46..... GC
 ARIZ ... 70-54..... Mck
 2012-13 ARIZ ... 74-50..... Mck
 USC ... 89-78..... GC
 2013-14 ARIZ ... 73-53..... GC
 2014-15 ARIZ ... 87-57..... Mck
 2015-16 USC ... 103-101 (4OT)...GC
 ARIZ ... 86-78..... Mck
 2016-17 ARIZ ... 73-66..... GC
 ARIZ ... 90-77..... Mck
 2017-18 ARIZ ... 81-67..... Mck
 ARIZ ... 75-61..... TMA (1)
 2018-19 USC ... 80-57..... GC
 USC ... 78-65..... TMA (1)

ARIZ vs. UTAH

Arizona leads all-time series, 32-30
 Longest Win Streak:
 UTAH: 9, 1953-63
 ARIZ: 12, 2004-2015

First meeting:

1953-54 Utah ... 65-57..... BDG

2011-12 ARIZ ... 77-51.....JMHC
 ARIZ ... 70-61..... Mck
 2012-13 ARIZ ... 60-57..... Mck
 ARIZ ... 68-64.....JMHC
 2013-14 ARIZ ... 65-56..... Mck
 ARIZ ... 76-63 (OT)...JMHC
 ARIZ ... 71-39.....MGM (1)
 2014-15 ARIZ ... 69-51..... Mck
 ARIZ ... 63-57.....JMHC
 2015-16 UTAH ... 70-64.....JMHC
 2016-17 ARIZ ... 66-56..... Mck
 2017-18 ARIZ ... 94-82.....JMHC
 ARIZ ... 74-73..... Mck
 2018-19 ARIZ ... 84-81 (OT)...Mck
 UTAH ... 83-76.....JMHC

ARIZ vs. WASH

ARIZ leads all-time series, 52-30
 Longest Win Streak (Since 1978-79):
 ARIZ: 10, 1986-1990

WASH: 6, 1982-1984

First meeting:

1964-65 #ARIZ ... 77-63..... LA

1978-79 WASH ... 75-66.....HE
 ARIZ ... 71-68..... Mck
 1979-80 ARIZ ... 67-65..... Mck
 WASH ... 75-72.....HE
 1980-81 ARIZ ... 84-77.....HE
 ARIZ ... 68-66 (OT).... Mck
 1981-82 WASH ... 60-57..... Mck
 WASH ... 86-62.....HE
 1982-83 WASH ... 74-61.....HE
 WASH ... 80-72..... Mck
 1983-84 WASH ... 55-53..... Mck
 WASH ... 56-51.....HE
 1984-85 ARIZ ... 69-56..... Mck
 WASH ... 60-58.....HE
 1985-86 ARIZ ... 70-57.....HE
 ARIZ ... 77-56..... Mck
 1986-87 ARIZ ... 73-72.....HE
 ARIZ ... 81-70..... Mck
 1987-88 ARIZ ... 110-71.....HE
 ARIZ ... 89-71..... Mck
 1988-89 ARIZ ... 116-61..... Mck
 ARIZ ... 85-68.....HE
 1989-90 ARIZ ... 65-51..... Mck
 ARIZ ... 75-60.....HE
 1990-91 WASH ... 70-56.....HE
 ARIZ ... 85-56..... Mck
 1991-92 WASH ... 62-60.....HE
 ARIZ ... 85-51..... Mck
 1992-93 ARIZ ... 93-76..... Mck
 ARIZ ... 81-72.....HE
 1993-94 WASH ... 74-69.....HE
 ARIZ ... 95-62..... Mck
 1994-95 ARIZ ... 91-65..... Mck
 ARIZ ... 63-54.....HE
 1995-96 WASH ... 80-79 (OT)...Mck
 ARIZ ... 67-65.....HE
 1996-97 WASH ... 92-88.....HE
 ARIZ ... 103-82..... Mck
 1997-98 ARIZ ... 110-91.....HE
 ARIZ ... 112-81..... Mck
 1998-99 ARIZ ... 88-86..... Mck
 WASH ... 90-84.....HE
 1999-00 ARIZ ... 69-62..... Mck
 ARIZ ... 65-56.....KA
 2000-01 ARIZ ... 89-64.....BAHE
 ARIZ ... 82-62..... Mck
 2001-02 ARIZ ... 74-69.....BAHE
 ARIZ ... 91-82..... Mck
 2002-03 ARIZ ... 79-61..... Mck
 ARIZ ... 88-85 (OT)...BAHE
 2003-04 WASH ... 96-83.....BAHE
 WASH ... 89-84..... Mck
 WASH ... 90-85..... Stp (1)
 2004-05 ARIZ ... 91-82..... Mck
 WASH ... 93-85.....BAHE
 WASH ... 81-72..... Stp (1)
 2005-06 ARIZ ... 98-96 (2OT)..BAHE
 WASH ... 70-67..... Mck
 2006-07 ARIZ ... 96-87.....BAHE
 ARIZ ... 84-54..... Mck
 2007-08 ARIZ ... 84-69..... Mck
 WASH ... 75-66.....BAHE
 2008-09 ARIZ ... 106-97..... Mck
 WASH ... 83-78.....BAHE
 2009-10 ARIZ ... 87-70..... Mck
 WASH ... 81-75.....BAHE
 2010-11 WASH ... 85-68.....AAA
 ARIZ ... 87-86..... Mck
 WASH ... 77-75 (OT)...Stp (1)
 2011-12 WASH ... 69-67..... Mck
 WASH ... 79-70.....AAA
 2012-13 ARIZ ... 57-53.....AAA
 ARIZ ... 70-52..... Mck
 2013-14 ARIZ ... 71-62..... Mck
 2014-15 ARIZ ... 88-62.....AAA
 2015-16 ARIZ ... 99-67..... Mck

ARIZ ... 77-72.....AAA
 2016-17 ARIZ ... 77-66.....AAA
 ARIZ ... 76-68..... Mck
 2017-18 WASH ... 78-75.....AAA
 2018-19 WASH ... 67-60..... Mck

ARIZ vs. WSU

ARIZ leads all-time series, 65-16
 Longest Win Streak (Since 1978-79):
 ARIZ: 38, 1986-2005
 WSU: 3, 1980-1981, 2009-10

First meeting:

1959-60 #WSU ... 64-58..... B

1978-79 WSU ... 74-68..... F
 ARIZ ... 78-72..... Mck
 1979-80 WSU ... 59-57..... Mck
 WSU ... 74-71..... F
 1980-81 WSU ... 80-71..... F
 ARIZ ... 77-73..... Mck
 1981-82 WSU ... 59-53..... Mck
 ARIZ ... 58-56..... F
 1982-83 WSU ... 86-64..... F
 WSU ... 75-65..... Mck
 1983-84 WSU ... 51-49..... Mck
 ARIZ ... 86-68..... F
 1984-85 ARIZ ... 73-56..... Mck
 ARIZ ... 63-60..... F
 1985-86 WSU ... 65-63 (OT)...F
 ARIZ ... 62-61..... Mck
 1986-87 ARIZ ... 96-59..... B
 ARIZ ... 84-58..... Mck
 1987-88 ARIZ ... 89-55..... F
 ARIZ ... 79-41..... Mck
 1988-89 ARIZ ... 76-59..... Mck
 ARIZ ... 74-48..... F
 ARIZ ... 62-54..... For (1)
 1989-90 ARIZ ... 65-51..... Mck
 ARIZ ... 86-62..... F
 1990-91 ARIZ ... 84-69..... F
 ARIZ ... 84-71..... Mck
 1991-92 ARIZ ... 78-65..... F
 ARIZ ... 94-72..... Mck
 1992-93 ARIZ ... 87-63..... Mck
 ARIZ ... 70-64..... F
 1993-94 ARIZ ... 80-68..... F
 ARIZ ... 85-69..... Mck
 1994-95 ARIZ ... 84-76..... Mck
 ARIZ ... 114-111 (2OT)...F
 1995-96 ARIZ ... 96-78..... Mck
 ARIZ ... 72-62..... F
 1996-97 ARIZ ... 87-78..... F
 ARIZ ... 100-86..... Mck
 1997-98 ARIZ ... 94-81..... F
 ARIZ ... 83-61..... Mck
 1998-99 ARIZ ... 98-87..... Mck
 ARIZ ... 81-79..... F
 1999-00 ARIZ ... 80-75..... Mck
 ARIZ ... 73-50..... F
 2000-01 ARIZ ... 84-51..... F
 ARIZ ... 86-51..... Mck
 2001-02 ARIZ ... 92-85..... F
 ARIZ ... 85-68..... Mck
 2002-03 ARIZ ... 82-69..... Mck
 ARIZ ... 75-62..... F
 2003-04 ARIZ ... 61-57..... F
 ARIZ ... 72-60..... Mck
 2004-05 WSU ... 70-63..... Mck
 ARIZ ... 57-56 (OT)...F
 2005-06 ARIZ ... 70-52..... F
 ARIZ ... 66-61..... Mck
 2006-07 WSU ... 77-73..... F
 WSU ... 72-66..... Mck
 2007-08 ARIZ ... 76-64..... Mck
 ARIZ ... 65-55..... F
 2008-09 ARIZ ... 66-56..... Mck
 WSU ... 69-53..... F
 2009-10 WSU ... 78-76..... Mck
 WSU ... 78-60..... F
 2010-11 ARIZ ... 65-63..... F

ARIZ ... 79-70..... Mck
 2011-12 ARIZ ... 85-61..... Mck
 ARIZ ... 76-72..... F
 2012-13 ARIZ ... 79-65..... F
 ARIZ ... 73-56..... Mck
 2013-14 ARIZ ... 60-25..... Mck
 2014-15 ARIZ ... 86-59..... F
 2015-16 ARIZ ... 90-66..... Mck
 ARIZ ... 79-64..... F
 2016-17 ARIZ ... 79-62..... Mck
 ARIZ ... 78-59..... F
 2017-18 ARIZ ... 100-72..... F
 2018-19 WSU ... 69-55..... Mck

ASU vs. CAL

ASU leads all-time series, 44-41
 Longest Win Streak (Since 1978-79):
 ASU: 7, 1983-1986
 CAL: 5, 1989-1991, 2010-12

First meeting:

1955-56 #CAL ... 64-59..... SDG

1978-79 CAL ... 70-59..... UAC
 ASU ... 91-55..... H
 1979-80 ASU ... 74-63..... H
 ASU ... 69-58..... UAC
 1980-81 ASU ... 84-81 (2OT)...H
 ASU ... 81-68..... UAC
 1981-82 ASU ... 70-57..... UAC
 CAL ... 70-65..... H
 1982-83 ASU ... 72-65..... H
 ASU ... 79-69..... UAC
 1983-84 ASU ... 75-60..... UAC
 ASU ... 59-54..... H
 1984-85 ASU ... 77-70..... H
 ASU ... 61-60..... UAC
 1985-86 ASU ... 69-67..... UAC
 CAL ... 83-61..... H
 1986-87 ASU ... 61-53..... UAC
 CAL ... 71-65..... H
 1987-88 ASU ... 82-60..... UAC
 ASU ... 88-75..... H
 1988-89 CAL ... 84-60..... H
 CAL ... 73-63..... UAC
 1989-90 CAL ... 68-66..... UAC
 CAL ... 69-60..... H
 1990-91 CAL ... 76-65..... H
 ASU ... 87-78..... UAC
 1991-92 CAL ... 68-61..... H
 ASU ... 74-71..... UAC
 1992-93 ASU ... 90-83..... UAC
 CAL ... 91-67..... OC
 1993-94 ASU ... 63-60..... UAC
 CAL ... 95-78..... H
 1994-95 ASU ... 73-68..... OC
 ASU ... 100-81..... UAC
 1995-96 ASU ... 56-53..... UAC
 CAL ... 97-82..... H
 1996-97 ASU ... 64-60..... UAC
 CAL ... 84-66..... H
 1997-98 CAL ... 82-77..... TNA
 ASU ... 99-80..... UAC
 1998-99 ASU ... 69-66..... WFA
 CAL ... 78-73..... TNA
 1999-00 ASU ... 111-108 (2OT)..HP
 ASU ... 85-76..... WFA
 2000-01 CAL ... 82-67..... WFA
 CAL ... 86-67..... HP
 2001-02 CAL ... 67-59..... HP
 CAL ... 91-80..... WFA
 2002-03 ASU ... 75-70..... WFA
 CAL ... 80-72..... HP
 2003-04 CAL ... 74-62..... WFA
 CAL ... 85-83..... HP
 2004-05 ASU ... 79-70..... HP
 CAL ... 84-82..... WFA
 2005-06 CAL ... 88-58..... WFA
 ASU ... 65-64 (2OT)...HP
 2006-07 CAL ... 66-62 (OT)...WFA
 ASU ... 42-41..... HP



ASU..... 80-62..... WFA

ASU vs. UCLA

UCLA leads all-time series, 68-22
Longest Win Streak (Since 1978-79):
ASU: 3, 1980-81, 2002-03, 2018-Pres.
UCLA: 22, 1990-2000

First meeting:

1949-50 #UCLA.. 83-53..... LA

- 1978-79 UCLA... 95-79..... UAC
UCLA... 85-83..... PP
1979-80 ASU..... 78-76..... PP
ASU..... 92-80..... UAC
1980-81 ASU..... 78-74 (3OT)... UAC
UCLA... 64-61..... PP
1981-82 UCLA... 75-59..... PP
UCLA... 72-60..... UAC
1982-83 UCLA... 87-86..... UAC
ASU..... 78-76..... PP
1983-84 UCLA... 79-57..... PP
ASU..... 76-67..... UAC
1984-85 UCLA... 64-61..... UAC
UCLA... 69-65..... PP
1985-86 UCLA... 86-75..... PP
ASU..... 74-73 (OT)... UAC
1986-87 UCLA... 61-51..... UAC
ASU..... 67-64..... PP
UCLA... 99-83..... PP (1)
1987-88 UCLA... 94-81..... UAC
UCLA... 79-73..... PP
1988-89 UCLA... 94-84..... PP
ASU..... 93-86..... UAC
1989-90 UCLA... 62-53..... PP
UCLA... 80-72..... UAC
UCLA... 79-78..... UAC (1)
1990-91 UCLA... 82-68..... UAC
UCLA... 64-44..... PP
1991-92 UCLA... 83-62..... UAC
UCLA... 85-77..... PP
1992-93 UCLA... 89-85..... PP
UCLA... 74-77..... UAC
1993-94 UCLA... 98-81..... PP
UCLA... 76-70..... UAC
1994-95 UCLA... 85-72..... UAC
UCLA... 82-77 (OT)... PP
1995-96 UCLA... 87-73..... UAC
UCLA... 87-70..... PP
1996-97 UCLA... 79-62..... PP
UCLA... 92-81..... UAC
1997-98 UCLA... 78-73..... UAC
UCLA... 102-94..... PP
1998-99 UCLA... 88-85 (OT)... PP
UCLA... 68-65..... WFA
1999-00 UCLA... 83-77..... PP
ASU..... 104-75..... WFA
2000-01 UCLA... 91-83..... WFA
UCLA... 73-68..... PP
2001-02 UCLA... 82-79..... WFA
ASU..... 69-68..... PP
2002-03 ASU..... 75-64..... PP
ASU..... 85-69..... WFA
2003-04 UCLA... 66-58..... PP
ASU..... 74-62 (OT)... WFA
2004-05 UCLA... 86-82..... WFA
UCLA... 95-76..... PP
2005-06 UCLA... 61-60..... WFA
UCLA... 69-60..... PP
2006-07 UCLA... 60-50..... PP
UCLA... 67-61..... WFA
2007-08 UCLA... 84-51..... PP
UCLA... 70-49..... WFA
2008-09 ASU..... 61-58 (OT)... PP
ASU..... 74-67..... WFA
2009-10 UCLA... 72-70..... PP
ASU..... 65-46..... WFA
2010-11 UCLA... 73-72 (OT)... WFA
UCLA... 71-53..... PP
2011-12 UCLA... 75-58..... HC
UCLA... 66-57..... WFA

- 2012-13 ASU..... 78-60..... WFA
UCLA... 79-74..... PP
UCLA... 80-75..... MGM (1)
2013-14 UCLA... 87-72..... PP
2014-15 ASU..... 68-66..... WFA
2015-16 UCLA... 81-74..... PP
UCLA... 78-65..... WFA
2016-17 UCLA... 102-80..... PP
UCLA... 87-75..... WFA
2017-18 ASU..... 88-79..... WFA
2018-19 ASU..... 84-73..... PP
ASU..... 83-72..... TMA (1)

ASU vs. USC

USC leads all-time series, 54-43
Longest Win Streak (Since 1978-79):
ASU: 4, 1980-1981
USC: 5, 2001-2003

First meeting:

1928-29 #USC... 44-19..... SDG

- 1978-79 USC..... 69-65..... UAC
USC..... 75-59..... SA
1979-80 #USC... 77-66..... UAC
ASU..... 81-75..... SA
ASU..... 67-57..... UAC
1980-81 ASU..... 69-55..... UAC
ASU..... 77-61..... SA
1981-82 USC..... 64-57..... SA
ASU..... 80-62..... UAC
1982-83 ASU..... 75-68..... UAC
USC..... 94-92..... SA
1983-84 ASU..... 65-48..... UAC
ASU..... 76-73..... SA
1984-85 USC..... 73-54..... UAC
USC..... 76-60..... SA
1985-86 USC..... 81-72..... SA
ASU..... 75-67..... UAC
1986-87 USC..... 66-62..... UAC
ASU..... 69-62..... SA
1987-88 ASU..... 77-74..... UAC
USC..... 74-70..... SA
1988-89 ASU..... 67-62..... SA
USC..... 93-86..... UAC
USC..... 94-82..... For (1)
1989-90 USC..... 69-59..... LC
USC..... 88-63..... UAC
1990-91 ASU..... 84-80 (OT)... UAC
ASU..... 88-83..... SA
1991-92 USC..... 69-64..... UAC
USC..... 81-66..... SA
1992-93 USC..... 87-79..... SA
ASU..... 101-67..... UAC
1993-94 ASU..... 87-62..... LC
USC..... 68-56..... UAC
1994-95 ASU..... 81-71..... UAC
USC..... 74-70..... SA
1995-96 USC..... 80-67..... UAC
ASU..... 69-66..... SA
1996-97 USC..... 75-56..... SA
USC..... 72-66..... UAC
1997-98 ASU..... 84-81..... UAC
USC..... 117-71..... SA
1998-99 USC..... 72-70..... SA
USC..... 84-73..... WFA
1999-00 USC..... 95-92 (OT)... SA
ASU..... 93-81..... WFA
2000-01 USC..... 77-58..... WFA
USC..... 80-68..... SA
2001-02 USC..... 81-73..... WFA
USC..... 83-61..... SA
2002-03 USC..... 76-74..... SA
ASU..... 108-78..... WFA
2003-04 ASU..... 100-85..... SA
USC..... 93-84 (OT)... WFA
2004-05 USC..... 98-94..... WFA
USC..... 82-71..... SA
2005-06 USC..... 66-65..... WFA
ASU..... 68-65..... SA
2006-07 USC..... 58-49..... GC

- ASU..... 68-58..... WFA
2007-08 USC..... 67-53..... GC
ASU..... 80-66..... WFA
USC..... 59-55..... Stp (1)
2008-09 USC..... 61-49..... GC
ASU..... 65-53..... WFA
USC..... 66-63..... Stp (1)
2009-10 USC..... 47-37..... GC
ASU..... 59-54..... WFA
2010-11 USC..... 63-61..... WFA
USC..... 62-46..... GC
2011-12 ASU..... 62-53..... GC
ASU..... 56-52..... WFA
2012-13 ASU..... 98-93..... WFA
USC..... 57-56..... GC
2013-14 ASU..... 79-60..... GC
2014-15 ASU..... 64-59..... WFA
USC..... 67-64..... MGM (1)
2015-16 USC..... 75-65..... GC
ASU..... 74-67..... WFA
2016-17 USC..... 82-79..... GC
ASU..... 83-82..... WFA
2017-18 ASU..... 80-78..... WFA
2018-19 USC..... 69-67..... GC

ASU vs. UTAH

UTAH leads all-time series, 33-21
Longest Win Streak:
ASU: 5, 1973-1975
UTAH: 7, 1976-82

First meeting:

1960-61 UTAH.. 88-80..... N

- 2011-12 UTAH.. 64-43..... JMHC
ASU..... 57-52..... WFA
2012-13 ASU..... 55-54..... WFA
UTAH... 60-55..... JMHC
2013-14 ASU..... 79-75..... WFA
UTAH.. 86-63..... JMHC
2014-15 UTAH.. 76-59..... WFA
UTAH.. 83-41..... JMHC
2015-16 UTAH.. 81-46..... JMHC
2016-17 UTAH.. 88-82..... WFA
2017-18 ASU..... 80-77..... JMHC
UTAH.. 80-77 (OT)... WFA
2018-19 UTAH.. 96-86..... WFA
ASU..... 98-87..... JMHC

ASU vs. WASH

WASH leads all-time series, 44-40
Longest Win Streak (Since 1978-79):
ASU: 14, 1990-1996
WASH: 11, 2004-08

First meeting:

1977-78 #WASH. 68-62..... HE

- 1978-79 ASU..... 70-65..... HE
ASU..... 77-59..... UAC
1979-80 ASU..... 69-56..... UAC
ASU..... 75-61..... HE
1980-81 ASU..... 90-62..... HE
ASU..... 78-76..... UAC
1981-82 WASH.. 47-46..... UAC
WASH.. 59-55..... HE
1982-83 ASU..... 72-68..... HE
ASU..... 70-54..... UAC
1983-84 WASH.. 57-53..... UAC
WASH.. 70-61..... HE
1984-85 WASH.. 72-65..... UAC
WASH.. 81-63..... HE
1985-86 WASH.. 72-58..... HE
WASH.. 64-62..... UAC
1986-87 WASH.. 81-72..... HE
ASU..... 71-70..... UAC
1987-88 ASU..... 87-78..... HE
WASH.. 77-73..... UAC
WASH.. 96-82..... McK (1)
1988-89 ASU..... 121-90..... UAC
WASH.. 83-72..... HE

- 1989-90 ASU..... 63-48..... UAC
ASU..... 58-56..... HE
ASU..... 57-51..... UAC (1)
1990-91 ASU..... 68-60..... HE
ASU..... 53-41..... UAC
1991-92 ASU..... 68-62..... HE
ASU..... 55-47..... UAC
1992-93 ASU..... 94-85..... UAC
ASU..... 79-74..... HE
1993-94 ASU..... 59-53..... UAC
ASU..... 73-55..... HE
1994-95 ASU..... 78-73 (OT)... UAC
ASU..... 72-71..... HE
1995-96 ASU..... 88-79..... UAC
WASH.. 75-64..... HE
1996-97 WASH.. 72-61..... HE
WASH.. 72-69..... UAC
1997-98 WASH.. 92-70..... HE
ASU..... 94-85..... UAC
1998-99 ASU..... 96-72..... WFA
WASH.. 93-85..... HE
ASU..... 90-80..... WFA
ASU..... 81-67..... KA
2000-01 WASH.. 70-68 (OT)... BAHE
ASU..... 89-57..... WFA
2001-02 WASH.. 81-68..... BAHE
ASU..... 86-74..... WFA
2002-03 ASU..... 89-57..... WFA
ASU..... 79-77 (OT)... BAHE
2003-04 WASH.. 90-81..... BAHE
WASH.. 96-72..... WFA
WASH.. 79-70..... WFA
WASH.. 90-82..... BAHE
WASH.. 95-90 (OT)... Stp (1)
2005-06 WASH.. 91-67..... BAHE
WASH.. 91-66..... WFA
2006-07 WASH.. 64-53..... BAHE
WASH.. 66-61..... WFA
WASH.. 59-51..... Stp (1)
2007-08 WASH.. 72-61..... WFA
ASU..... 77-63..... BAHE
2008-09 WASH.. 84-71..... BAHE
WASH.. 73-70 (OT)... WFA
ASU..... 75-65..... Stp (1)
2009-10 ASU..... 68-51..... WFA
WASH.. 79-56..... BAHE
2010-11 WASH.. 88-75..... AAA
WASH.. 79-62..... WFA
2011-12 WASH.. 60-54..... WFA
WASH.. 77-69..... AAA
2012-13 WASH.. 96-92..... AAA
WASH.. 68-59..... WFA
2013-14 WASH.. 76-65..... WFA
2014-15 ASU..... 78-68..... AAA
2015-16 WASH.. 89-85..... WFA
WASH.. 95-83 (OT)... AAA
ASU..... 86-75..... WFA
ASU..... 83-81..... AAA
2017-18 WASH.. 68-64..... AAA
2018-19 ASU..... 75-63..... WFA

ASU vs. WSU

ASU leads all-time series, 40-39
Longest Win Streak (Since 1978-79):
ASU: 6, 1998-2000
WSU: 6, 2007-09

First meeting:

1959-60 #ASU... 94-70..... (n/a)

- 1978-79 WSU..... 84-67..... F
WSU..... 84-79..... UAC
1979-80 ASU..... 75-74..... UAC
WSU..... 71-58..... F
1980-81 ASU..... 62-59 (2OT)... F
ASU..... 77-63..... UAC
1981-82 WSU..... 53-43..... UAC
WSU..... 70-68 (OT)... F
1982-83 WSU..... 75-74..... F
ASU..... 90-78..... UAC
1983-84 ASU..... 64-62 (OT)... UAC



Table listing results for CAL vs. UCLA from 1993-94 to 2018-19.

CAL vs. UCLA

UCLA leads all-time series, 141-103
Longest Win Streak (Since 1978-79):
CAL: 5, 1993-1995
UCLA: 14, 1979-1985

First meeting:
1920-21 #CAL 36-28..... Berk

Table listing results for CAL vs. UCLA from 1978-79 to 1985-86.

Table listing results for UCLA vs. USC from 1986-87 to 2018-19.

CAL vs. USC

CAL leads all-time series 136-127
Longest Win Streak (Since 1978-79):
CAL: 6, 1988-1991 and 1998-2000
USC: 5, 1982-1984

First meeting:
1916-17 #CAL 27-15..... Berk

Table listing result for 1978-79 USC vs. UCLA.

Table listing results for USC vs. various teams from 1979-80 to 2018-19.

Table listing results for 2018-19 USC vs. various teams.

CAL vs. UTAH

UTAH leads all-time series, 16-15
Longest Win Streak:
CAL: 3, 1954-59 and 2011-13
UTAH: 3, 1940-45

First meeting:
1933-34 CAL 43-32.....UF

Table listing results for CAL vs. UTAH from 2011-12 to 2018-19.

CAL vs. WASH

CAL leads all-time series, 85-81
Longest Win Streak (Since 1978-79):
CAL: 6, 1989-1992, 2014-2017
WASH: 4, 1984-1985

First meeting:
1915-16 CAL 25-20..... Berk

Table listing results for CAL vs. WASH from 1978-79 to 1999-00.



1902-03 #OSU.... 32-2..... Eug
 1978-79 OSU..... 85-58..... G
 #OSU..... 85-62..... MC
 ORE..... 45-44..... McA
 1979-80 OSU..... 75-66..... G
 OSU..... 67-55..... McA
 1980-81 #OSU..... 67-57..... MC
 OSU..... 82-55..... G
 OSU..... 78-61..... McA
 1981-82 OSU..... 76-61..... McA
 OSU..... 94-51..... G
 1982-83 OSU..... 63-46..... G
 OSU..... 62-60..... McA
 1983-84 #OSU..... 63-59 (OT)..... MC
 OSU..... 70-66..... McA
 OSU..... 29-23..... G
 1984-85 OSU..... 59-54..... G
 OSU..... 53-51..... McA
 1985-86 OSU..... 63-56..... McA
 ORE..... 60-47..... G
 1986-87 OSU..... 71-63..... G
 OSU..... 64-63..... McA
 1987-88 #OSU..... 62-51..... MC
 OSU..... 59-47..... G
 ORE..... 62-61..... McA
 1988-89 OSU..... 73-69..... McA
 OSU..... 98-79..... G
 1989-90 OSU..... 71-68..... MC
 OSU..... 69-67..... G
 OSU..... 57-55..... McA
 1990-91 ORE..... 78-71..... MC
 OSU..... 84-76..... G
 ORE..... 83-66..... McA
 1991-92 ORE..... 64-63..... McA
 OSU..... 62-54..... G
 1992-93 OSU..... 83-75..... G
 OSU..... 54-48..... McA
 1993-94 OSU..... 79-75..... MC
 ORE..... 74-64..... McA
 OSU..... 101-91 (2OT)..... G
 1994-95 ORE..... 96-83..... MC
 ORE..... 107-86..... McA
 1995-96 ORE..... 70-59..... McA
 ORE..... 62-46..... G
 1996-97 #ORE..... 66-64..... RG
 ORE..... 91-69..... G
 ORE..... 88-73..... McA
 1997-98 ORE..... 74-67..... McA
 ORE..... 50-48..... G
 1998-99 OSU..... 48-45..... G
 ORE..... 73-68..... McA
 1999-00 ORE..... 67-49..... G
 ORE..... 83-65..... McA
 2000-01 ORE..... 84-66..... McA
 ORE..... 69-60..... G
 2001-02 ORE..... 63-51..... G
 ORE..... 91-62..... McA
 2002-03 ORE..... 79-68..... McA
 ORE..... 80-63..... G
 2003-04 OSU..... 90-81..... G
 ORE..... 81-74..... McA
 2004-05 ORE..... 73-64..... McA
 OSU..... 76-72..... G
 2005-06 ORE..... 70-64..... McA
 OSU..... 65-62..... G
 2006-07 ORE..... 76-73..... G
 ORE..... 70-49..... McA
 2007-08 ORE..... 79-63..... McA
 ORE..... 80-68..... G
 2008-09 OSU..... 57-54..... G
 ORE..... 79-69..... McA
 2009-10 OSU..... 64-57..... McA
 OSU..... 62-42..... G
 2010-11 ORE..... 63-59..... G
 ORE..... 82-63..... MK
 2011-12 OSU..... 76-71..... MK
 ORE..... 74-73..... G
 2012-13 ORE..... 79-66..... G
 ORE..... 85-75..... MK
 2013-14 OSU..... 80-72..... G

ORE..... 93-83..... MK
 ORE..... 88-74..... MGM (1)
 2014-15 ORE..... 71-59..... MK
 ORE..... 65-62..... G
 2015-16 OSU..... 70-57..... G
 ORE..... 91-81..... MK
 2016-17 ORE..... 85-43..... MK
 ORE..... 80-59..... G
 2017-18 OSU..... 76-64..... G
 ORE..... 66-57..... MK
 2018-19 ORE..... 77-72..... MK
 OSU..... 72-57..... G

ORE vs. STAN

STAN leads all-time series, 93-53
 Longest Win Streak (Since 1978-79):
 ORE: 6, 1983-1986
 STAN: 11, 1996-2001

First meeting:

1919-20 Indians . 39-22..... SP

1978-79 ORE..... 68-55..... McA
 ORE..... 80-77..... M
 1979-80 ORE..... 77-73..... MP
 STAN..... 60-59..... McA
 1980-81 STAN..... 82-76..... McA
 STAN..... 80-79..... MP
 1981-82 STAN..... 97-88..... MP
 STAN..... 79-75 (OT)..... McA
 1982-83 STAN..... 80-74..... McA
 ORE..... 67-66..... MP
 1983-84 ORE..... 79-78..... MP
 ORE..... 91-71..... McA
 1984-85 ORE..... 61-54..... MP
 ORE..... 68-61..... McA
 1985-86 ORE..... 83-69..... MP
 STAN..... 73-69 (OT)..... McA
 1986-87 STAN..... 73-71..... MP
 ORE..... 68-55..... McA
 1987-88 ORE..... 80-66..... McA
 STAN..... 84-61..... MP
 STAN..... 88-67..... McK (1)
 1988-89 STAN..... 75-53..... MP
 STAN..... 54-50..... McA
 1989-90 STAN..... 58-56..... MP
 ORE..... 62-61..... McA
 1990-91 ORE..... 81-77 (OT)..... McA
 STAN..... 86-75..... MP
 1991-92 STAN..... 78-57..... McA
 STAN..... 70-47..... MP
 1992-93 STAN..... 71-66..... MP
 ORE..... 84-73..... McA
 1993-94 STAN..... 69-67..... McA
 STAN..... 84-76..... MP
 1994-95 STAN..... 92-87..... MP
 ORE..... 89-80..... McA
 1995-96 ORE..... 64-62..... McA
 STAN..... 94-74..... MP
 1996-97 STAN..... 72-69 (OT)..... McA
 STAN..... 83-61..... MP
 1997-98 STAN..... 89-67..... McA
 STAN..... 95-67..... MP
 1998-99 STAN..... 77-59..... MP
 STAN..... 73-61..... McA
 1999-00 STAN..... 85-71..... McA
 STAN..... 76-61..... MP
 2000-01 STAN..... 100-76..... MP
 STAN..... 69-62..... McA
 2001-02 ORE..... 87-79..... McA
 STAN..... 90-87 (OT)..... MP
 2002-03 STAN..... 81-57..... MP
 ORE..... 79-64..... McA
 2003-04 STAN..... 83-80..... McA
 STAN..... 76-55..... MP
 STAN..... 70-63..... Stp (1)
 2004-05 STAN..... 88-69..... MP
 STAN..... 58-56..... McA
 2005-06 STAN..... 64-62..... MP
 STAN..... 57-56..... McA
 2006-07 ORE..... 66-59..... McA

STAN..... 88-69..... MP
 2007-08 ORE..... 71-66..... McA
 STAN..... 72-43..... MP
 2008-09 STAN..... 77-55..... MP
 ORE..... 68-60..... McA
 2009-10 STAN..... 84-69..... MP
 STAN..... 72-65..... McA
 2010-11 ORE..... 67-59..... MP
 STAN..... 88-71..... MK
 2011-12 ORE..... 78-67..... MK
 ORE..... 68-64..... MP
 2012-13 STAN..... 76-52..... MP
 ORE..... 77-66..... MK
 2013-14 STAN..... 82-80..... MK
 2014-15 ORE..... 73-70..... MP
 2015-16 ORE..... 71-58..... MK
 STAN..... 76-72..... MP
 2016-17 ORE..... 69-52..... MP
 ORE..... 75-73..... MK
 2017-18 STAN..... 96-61..... MP
 2018-19 ORE..... 69-46..... MK

ORE vs. UCLA

UCLA leads all-time series, 90-36
 Longest Win Streak (Since 1978-79):
 ORE: 5, 2002-2003
 UCLA: 10, 1979-1983

First meeting:

1950-51 #UCLA.. 77-55..... McA

1978-79 UCLA... 74-71..... PP
 UCLA..... 65-58..... McA
 1979-80 UCLA..... 76-62..... McA
 UCLA..... 90-76..... PP
 1980-81 UCLA..... 75-69..... McA
 UCLA..... 98-75..... PP
 1981-82 UCLA..... 84-61..... PP
 UCLA..... 88-66..... McA
 1982-83 UCLA..... 97-69..... PP
 UCLA..... 67-56..... McA
 1983-84 ORE..... 62-51..... McA
 ORE..... 87-83 (OT)..... PP
 1984-85 UCLA..... 67-59 (2OT)..... PP
 UCLA..... 72-69..... McA
 1985-86 UCLA..... 71-65..... PP
 ORE..... 80-65..... McA
 1986-87 UCLA..... 64-59..... PP
 UCLA..... 102-71..... McA
 1987-88 UCLA..... 65-60..... PP
 UCLA..... 76-71..... McA
 1988-89 UCLA..... 97-66..... McA
 UCLA..... 80-74..... PP
 1989-90 UCLA..... 79-62..... PP
 ORE..... 105-99..... McA
 UCLA..... 94-76..... UAC (1)
 1990-91 UCLA..... 90-83..... McA
 UCLA..... 100-83..... PP
 1991-92 UCLA..... 99-71..... PP
 UCLA..... 84-65..... McA
 1992-93 UCLA..... 99-87..... McA
 UCLA..... 97-90..... PP
 1993-94 UCLA..... 89-73..... PP
 ORE..... 80-79..... McA
 1994-95 ORE..... 82-72..... McA
 UCLA..... 94-78..... PP
 1995-96 UCLA..... 77-71..... McA
 UCLA..... 85-78..... PP
 1996-97 ORE..... 87-85 (OT)..... McA
 UCLA..... 74-67..... PP
 1997-98 UCLA..... 68-66..... PP
 ORE..... 97-81..... McA
 1998-99 UCLA..... 65-63..... McA
 UCLA..... 79-77..... PP
 1999-00 ORE..... 73-58..... McA
 UCLA..... 75-69..... PP
 2000-01 UCLA..... 98-88..... PP
 UCLA..... 88-73..... McA
 2001-02 ORE..... 91-62..... McA
 ORE..... 65-62..... PP
 2002-03 ORE..... 96-91 (OT)..... PP

ORE..... 79-48..... McA
 ORE..... 75-74..... Stp (1)
 2003-04 UCLA..... 81-74..... PP
 ORE..... 60-59..... McA
 2004-05 UCLA..... 70-62..... McA
 UCLA..... 73-61..... PP
 2005-06 UCLA..... 56-49..... McA
 UCLA..... 70-53..... PP
 2006-07 ORE..... 68-66..... McA
 UCLA..... 69-57..... PP
 2007-08 UCLA..... 80-75..... McA
 UCLA..... 75-65..... PP
 2008-09 UCLA..... 83-74..... McA
 UCLA..... 94-68..... PP
 2009-10 ORE..... 71-66 (OT)..... McA
 ORE..... 70-68..... PP
 2010-11 UCLA..... 67-59..... MK
 UCLA..... 64-54..... PP
 ORE..... 76-59..... Stp (1)
 2011-12 ORE..... 75-68..... MK
 2012-13 ORE..... 76-67..... PP
 ORE..... 78-69..... MGM (1)
 2013-14 UCLA..... 70-68..... MK
 ORE..... 87-83 (2OT)..... PP
 UCLA..... 82-63..... MGM (1)
 2014-15 ORE..... 82-64..... MK
 UCLA..... 72-63..... PP
 2015-16 ORE..... 86-72..... MK
 ORE..... 76-68..... PP
 2016-17 ORE..... 89-87..... MK
 UCLA..... 82-79..... PP
 2017-18 ORE..... 94-91..... MK
 UCLA..... 86-78 (OT)..... PP
 2018-19 UCLA..... 87-84 (OT)..... MK
 UCLA..... 90-83..... PP

ORE vs. USC

USC leads all-time series, 65-57
 Longest Win Streak (Since 1978-79):
 ORE: 14, 2010-17
 USC: 7, 1991-1994

First meeting:

1955-56 #ORE... 55-45..... McA

1978-79 USC..... 70-64..... SA
 USC..... 87-64..... McA
 1979-80 USC..... 83-66..... McA
 ORE..... 82-81..... SA
 1980-81 ORE..... 74-67..... McA
 ORE..... 81-78..... SA
 1981-82 USC..... 107-91..... SA
 USC..... 80-68..... McA
 1982-83 USC..... 62-54..... SA
 USC..... 65-55..... McA
 1983-84 ORE..... 80-49..... McA
 ORE..... 52-47..... SA
 1984-85 USC..... 63-59..... McA
 USC..... 65-62..... SA
 1985-86 USC..... 75-60..... For
 ORE..... 76-63..... McA
 1986-87 USC..... 60-56..... SA
 ORE..... 57-55..... McA
 ORE..... 51-49..... PP (1)
 1987-88 ORE..... 52-40..... SA
 ORE..... 74-62..... McA
 1988-89 ORE..... 64-62..... McA
 ORE..... 70-68..... SA
 1989-90 ORE..... 66-65..... SA
 ORE..... 96-79..... McA
 1990-91 ORE..... 86-84..... McA
 USC..... 84-71..... SA
 1991-92 USC..... 85-56..... SA
 USC..... 69-68..... McA
 1992-93 USC..... 69-58..... McA
 USC..... 73-67..... SA
 1993-94 USC..... 77-69..... SA
 USC..... 84-75..... McA
 1994-95 ORE..... 95-83..... McA
 ORE..... 81-77..... SA
 1995-96 ORE..... 80-60..... McA



Table of game results for OSU vs. UCLA from 2001-02 to 2018-19. Includes scores and series information.

OSU vs. UCLA

UCLA leads all-time series, 97-39
Longest Win Streak (Since 1978-79):
OSU: 4, 1983-1985
UCLA: 13, 2006-11

First meeting:
1924-25 #OSU.... 20-15..... LA

Table of game results for OSU vs. UCLA from 1978-79 to 1994-95. Includes scores and series information.

Table of game results for OSU vs. USC from 1996-97 to 2018-19. Includes scores and series information.

OSU vs. USC

USC leads all-time series, 75-65
Longest Win Streak (Since 1978-79):
OSU: 7, 1979-1982
USC: 7, 2005-2008

First meeting:
1924-25 OSU..... 30-22..... (n/a)

Table of game results for OSU vs. USC from 1978-79 to 1994-95. Includes scores and series information.

Table of game results for OSU vs. UTAH from 1991-92 to 2018-19. Includes scores and series information.

OSU vs. UTAH

UTAH leads all-time series, 18-13
Longest Win Streak:
OSU: 2, 1941
UTAH: 4, 1958-68

First meeting:
1939 UTAH ... 53-37.....UF

Table of game results for OSU vs. UTAH from 2011-12 to 2018-19. Includes scores and series information.

OSU vs. WASH

WASH leads all-time series, 162-142

Longest Win Streak (Since 1978-79):
OSU: 10, 1979-1983
WASH: 8, 2008-2011

First meeting:
1903-04 #OSU.... 22-19..... Corv

Table of game results for OSU vs. WASH from 1978-79 to 2013-14. Includes scores and series information.

WASH ... 86-62.....G
2014-15 WASH ... 56-43.....AAA
OSU 64-50.....G
2015-16 OSU 82-81.....G
2016-17 WASH ... 87-61.....AAA
2017-18 OSU 97-94 (20T).....G
WASH ... 79-77.....AAA
OSU 69-66 (OT) TMA (1)
2018-19 WASH ... 79-69.....G
WASH ... 81-76 (OT).....AAA

OSU vs. WSU

OSU leads all-time series, 173-125
 Longest Win Streak (Since 1978-79):
 OSU: 6, 1984-87, 1988-90, 2013-16
 WSU: 7, 1994-1997

First meeting:

1906-07 #OSU... 30-14..... Pull

1978-79 WSU 67-61..... F
OSU 66-52..... G
1979-80 OSU 65-63..... G
WSU 69-51..... F
1980-81 OSU 66-53..... F
OSU 81-53..... G
1981-82 OSU 64-46..... G
OSU 40-36..... F
1982-83 WSU 79-69..... G
WSU 63-61 (OT)..... F
1983-84 #OSU 79-57..... MC
OSU 74-65..... F
OSU 66-55..... G
1984-85 OSU 73-56..... F
OSU 69-49..... G
1985-86 OSU 57-54..... G
OSU 66-49..... F
1986-87 OSU 66-48..... G
WSU 73-63..... F
1987-88 WSU 56-49..... F
OSU 62-48..... G
OSU 74-68 (20T)McK (1)
1988-89 OSU 90-63..... G
OSU 83-70..... F
1989-90 OSU 79-64..... G
OSU 83-63..... F
1990-91 WSU 99-77..... F
OSU 87-85..... G
1991-92 WSU 81-69..... G
WSU 87-84 (OT)..... F
1992-93 WSU 56-51..... F
OSU 59-58..... G
1993-94 WSU 81-66..... G
WSU 101-64..... F
1994-95 WSU 77-75..... F
WSU 94-85..... G
1995-96 WSU 76-62..... G
WSU 61-42..... F
1996-97 WSU 80-64..... SP
OSU 61-49..... G
1997-98 WSU 69-53..... G
WSU 80-68..... F
1998-99 WSU 84-79..... F
OSU 83-64..... G
1999-00 OSU 77-73..... F
OSU 64-56..... G
2000-01 OSU 67-62..... G
WSU 57-53..... F
2001-02 OSU 74-72..... F
OSU 91-55..... G
2002-03 OSU 63-48..... G
WSU 75-71..... F
2003-04 OSU 52-41..... G
OSU 65-58..... F
2004-05 WSU 63-45..... F
OSU 58-51..... G
2005-06 OSU 59-50..... F
OSU 71-62..... G
2006-07 WSU 70-55..... G
WSU 58-54..... F
2007-08 WSU 69-46..... F

WSU 70-57..... G
2008-09 WSU 61-57 (OT)..... G
OSU 54-52..... F
2009-10 WSU 65-60..... F
OSU 59-55..... G
2010-11 WSU 84-70..... F
OSU 61-55..... G
2011-12 WSU 81-76..... F
WSU 83-73..... G
OSU 69-64..... Stp (1)
2012-13 WSU 71-68..... G
OSU 67-66..... F
2013-14 OSU 66-55..... F
OSU 68-57..... G
2014-15 OSU 62-47..... F
OSU 55-50..... G
2015-16 OSU 69-49..... G
2016-17 WSU 75-62..... F
2017-18 OSU 94-62..... G
OSU 92-67..... F
2018-19 OSU 90-77..... G
OSU 85-77..... F

STAN vs. UCLA

UCLA leads all-time series, 147-95
 Longest Win Streak (Since 1978-79):
 STAN: 6, 2003-2005
 UCLA: 9, 1991-1995

First meeting:

1924-25 #STAN.. 23-17..... SP

1978-79 STAN ... 75-72..... MP
UCLA ... 99-71..... PP
1979-80 UCLA ... 92-60..... PP
UCLA ... 75-62..... MP
1980-81 UCLA ... 85-58..... PP
STAN ... 74-72..... MP
1981-82 UCLA ... 42-34..... MP
UCLA ... 79-53..... PP
1982-83 UCLA ... 101-87..... MP
UCLA ... 99-86..... PP
1983-84 UCLA ... 71-66..... PP
STAN ... 75-64..... MP
1984-85 UCLA ... 100-71..... PP
UCLA ... 72-66..... MP
1985-86 STAN ... 76-70..... MP
UCLA ... 95-74..... PP
1986-87 UCLA ... 95-75..... PP
UCLA ... 93-62..... MP
1987-88 STAN ... 116-110 (20T).. MP
UCLA ... 91-69..... PP
1988-89 UCLA ... 74-70..... PP
STAN ... 84-75..... MP
STAN ... 95-86..... For (1)
1989-90 STAN ... 87-79..... MP
STAN ... 70-69..... PP
1990-91 STAN ... 89-82..... PP
UCLA ... 89-86..... MP
1991-92 UCLA ... 83-77..... MP
UCLA ... 96-70..... PP
1992-93 UCLA ... 84-76..... PP
UCLA ... 72-64..... MP
1993-94 UCLA ... 69-65..... MP
UCLA ... 103-88..... PP
1994-95 UCLA ... 77-74..... PP
UCLA ... 88-77..... MP
1995-96 STAN ... 67-66..... MP
UCLA ... 64-56..... PP
1996-97 STAN ... 109-61..... MP
UCLA ... 87-68..... PP
1997-98 STAN ... 93-80..... MP
STAN ... 84-81..... PP
1998-99 STAN ... 72-59..... PP
STAN ... 77-73..... MP
1999-00 STAN ... 78-63..... PP
UCLA ... 94-93 (OT)..... MP
2000-01 UCLA ... 79-73..... MP
STAN ... 85-79..... PP
2001-02 STAN ... 86-76..... PP
UCLA ... 95-92..... MP

2002-03 STAN ... 52-51..... MP
STAN ... 93-84..... PP
2003-04 STAN ... 67-52..... MP
STAN ... 73-60..... PP
2004-05 STAN ... 75-64..... PP
STAN ... 78-65..... MP
2005-06 UCLA ... 71-54..... PP
UCLA ... 75-54..... MP
2006-07 STAN ... 75-68..... MP
UCLA ... 75-61..... PP
2007-08 UCLA ... 76-67..... MP
UCLA ... 77-67 (OT)..... PP
UCLA ... 67-64..... Stp (1)
2008-09 UCLA ... 97-63..... PP
UCLA ... 76-71..... MP
2009-10 STAN ... 70-59..... MP
UCLA ... 77-73..... PP
2010-11 UCLA ... 68-57..... PP
UCLA ... 69-65..... MP
2011-12 STAN ... 60-59..... MP
UCLA ... 72-61..... SA
2012-13 UCLA ... 68-60..... SA
UCLA ... 88-80..... MP
2013-14 UCLA ... 91-74..... PP
STAN ... 83-74..... MP
UCLA ... 84-59..... MGM (1)
2014-15 UCLA ... 86-81 (2 OT)..... PP
UCLA ... 69-67..... MP
2015-16 STAN ... 79-70..... MP
2016-17 UCLA ... 89-75..... PP
2017-18 STAN ... 107-99 (20T).... MP
UCLA ... 89-73..... PP
UCLA ... 88-77..... TMA (1)
2018-19 UCLA ... 92-70..... PP
STAN ... 104-80..... MP
UCLA ... 79-72..... TMA (1)

STAN vs. USC

STAN leads all-time series, 127-126
 Longest Win Streak (Since 1978-79):
 STAN: 13, 1984-1990
 USC: 4, 1981-1982

First meeting:

1916-17 #STAN.. 34-10..... SP

1978-79 USC 57-55..... MP
USC 79-68..... SA
1979-80 USC 69-68..... SA
STAN ... 93-91 (OT)..... MP
1980-81 USC 89-64..... SA
USC 74-67..... MP
1981-82 USC 85-74..... MP
USC 74-59..... SA
1982-83 STAN ... 92-74..... MP
USC 90-76..... SA
1983-84 USC 51-49 (OT)..... SA
STAN ... 64-56..... MP
1984-85 STAN ... 60-54..... SA
STAN ... 86-65..... MP
1985-86 STAN ... 61-59..... SA
STAN ... 85-64..... MP
1986-87 STAN ... 64-58..... SA
STAN ... 72-57..... MP
1987-88 STAN ... 88-62..... MP
STAN ... 73-65..... SA
1988-89 STAN ... 68-52..... SA
STAN ... 74-65..... MP
STAN ... 66-61..... For (2)
1989-90 STAN ... 74-61..... MP
USC 71-62..... SA
1990-91 USC 85-67..... SA
STAN ... 92-76..... MP
1991-92 USC 82-72..... MP
USC 73-72 (OT)..... SA
1992-93 USC 63-55..... SA
STAN ... 78-62..... MP
1993-94 STAN ... 76-67..... MP
STAN ... 66-55..... SA
1994-95 STAN ... 85-82..... SA
STAN ... 90-78..... MP

1995-96 USC 84-80..... SA
STAN ... 99-69..... MP
1996-97 STAN ... 85-70..... MP
USC 84-81..... SA
1997-98 STAN ... 99-62..... MP
STAN ... 83-59..... SA
1998-99 STAN ... 72-55..... SA
USC 86-82 (OT)..... MP
1999-00 STAN ... 67-57..... SA
STAN ... 111-68..... MP
2000-01 STAN ... 77-71..... MP
STAN ... 70-68..... SA
2001-02 USC 90-82..... SA
USC 77-58..... MP
USC 103-78..... Stp (1)
2002-03 STAN ... 80-72..... MP
STAN ... 73-67..... SA
USC 79-74..... Stp (1)
2003-04 STAN ... 77-67..... MP
STAN ... 76-67..... SA
2004-05 STAN ... 78-70..... SA
STAN ... 71-62..... MP
2005-06 USC 82-71..... Stp
STAN ... 58-56..... MP
2006-07 STAN ... 65-50..... MP
USC 69-65..... GC
USC 83-79 (OT).... Stp (1)
2007-08 STAN ... 52-46..... MP
USC 77-64..... GC
2008-09 USC 70-69..... GC
STAN ... 75-63..... MP
2009-10 STAN ... 54-53..... MP
USC 54-49..... GC
2010-11 USC 65-42..... GC
USC 69-53..... MP
2011-12 STAN ... 51-43..... MP
STAN ... 59-47..... GC
2012-13 USC 71-69..... GC
USC 65-64..... MP
2013-14 STAN ... 79-71 (OT)..... GC
STAN ... 80-59..... MP
2014-15 STAN ... 78-76..... GC
STAN ... 70-62..... GC
2015-16 STAN ... 84-64..... MP
2016-17 USC 72-56..... GC
2017-18 STAN ... 77-76..... MP
USC 69-64..... GC
2018-19 USC 77-66..... GC
STAN ... 79-76..... MP

STAN vs. UTAH

UTAH leads all-time series, 21-13
 Longest Win Streak:
 STAN: 3, 2013-2014
 UTAH: 3, five times. Last: 2017-Pres.

First meeting:

1932 STAN ... 41-37..... UF

2011-12 STAN ... 68-65..... MP
UTAH ... 58-57..... JMHC
2012-13 STAN ... 87-56..... JMHC
STAN ... 84-66..... MP
2013-14 STAN ... 61-60..... MP
2014-15 UTAH ... 75-59..... JMHC
UTAH ... 80-56..... MGM (1)
2015-16 STAN ... 70-68 (OT)..... MP
UTAH ... 96-74..... JMHC
2016-17 STAN ... 81-75..... MP
UTAH ... 67-59..... JMHC
2017-18 UTAH ... 75-60..... JMHC
2018-19 UTAH ... 70-66..... MP

STAN vs. WASH

STAN leads all-time series, 77-73
 Longest Win Streak (Since 1978-79):
 STAN: 10, 1998-2002
 WASH: 6, 2009-10

First meeting:

1915-16 #WASH. 35-19..... SP



Table listing basketball game results between STAN and WASH from 1978-79 to 2015-16, including scores and game types (e.g., HE, PP, MGM).

Table listing basketball game results between STAN and WSU from 2016-17 to 2018-19, including scores and game types (e.g., AAA, MP).

STAN vs. WSU

STAN leads all-time series, 80-60
Longest Win Streak (Since 1978-79):
STAN: 18, 1996-2004
WSU: 5, 1981-1983

First meeting:
1916-17 #WSU ... 36-18..... SP

Table listing basketball game results between STAN and WSU from 1978-79 to 2009-10, including scores and game types (e.g., F, MP, SP).

Table listing basketball game results between STAN and USC from 2010-11 to 2018-19, including scores and game types (e.g., F, MP, MGM).

UCLA vs. USC

UCLA leads all-time series, 143-110
Longest Win Streak (Since 1978-79):
UCLA: 10, 1995-1999
USC: 4, 2003-04; 2009-11; 2016-17

First meeting:
1927-28 USC 45-35..... USC

Table listing basketball game results between UCLA and USC from 1978-79 to 2005-06, including scores and game types (e.g., SA, PP, TMA, MGM).

Table listing basketball game results between UCLA and USC from 2006-07 to 2018-19, including scores and game types (e.g., GC, PP, SA, MGM).

* - USC home game
** - UCLA home game

UCLA vs. UTAH

All-time series tied, 10-10
Longest Win Streak:
UCLA: 2, 2012-13; 2017-18
UTAH: 3, 2018-Pres.

Table listing basketball game results between UCLA and UTAH from 1928 to 2018-19, including scores and game types (e.g., UF, SA, JMHC, PP).

UCLA vs. WASH

UCLA leads all-time series, 99-43
Longest Win Streak (Since 1978-79):
UCLA: 10, 1987-1990; 1993-1998
WASH: 3, 2005-2006; 2010-12

Table listing basketball game results between UCLA and WASH from 1936-37 to 1984-85, including scores and game types (e.g., HE, PP, SA, MGM).

Table listing basketball game results for UCLA vs. WSU, including years, scores, and team abbreviations (e.g., 1985-86 WASH ... 90-65.....HE UCLA ... 94-89 (OT).....PP)

UCLA vs. WSU

UCLA leads all-time series, 108-17
Longest Win Streak (Since 1978-79):
UCLA: 22, 1993-2004
WSU: 2, 2013-14

First meeting:
1936-37 #WSU ... 33-23.....B

Table listing basketball game results for UCLA vs. WSU (continued), including years, scores, and team abbreviations (e.g., 1978-79 UCLA ... 89-71.....PP UCLA ... 110-102 (30T).....F)

Table listing basketball game results for UCLA vs. USC, including years, scores, and team abbreviations (e.g., 1980-81 UCLA ... 87-61.....PP UCLA ... 59-50..... F)

USC vs. UTAH

Utah leads all-time series, 24-19
Longest Win Streak:
USC: 5, 1952-54

Table listing basketball game results for UTAH vs. USC, including years, scores, and team abbreviations (e.g., UTAH: 8, 2013-17; First meeting: 1933 USC ... 40-35.....UF)

USC vs. WASH

All-time series tied, 74-74
Longest Win Streak:
USC: 7, 1999-2002
WASH: 5, 2004-2006

First meeting:
1924-25 WASH ... 40-23.....HE

Table listing basketball game results for USC vs. WASH, including years, scores, and team abbreviations (e.g., 1978-79 USC ... 69-59..... SA USC ... 61-59.....HE)

Table listing basketball game results for USC vs. WASH (continued), including years, scores, and team abbreviations (e.g., 2004-05 WASH ... 84-59..... SA WASH ... 99-69..... BAHE)

USC vs. WSU

USC leads all-time series, 75-48
Longest Win Streak:
USC: 9, 1999-2003
WSU: 4, 2004-05

First meeting:
1948-49 WSU ... 55-52..... SF

Table listing basketball game results for USC vs. WSU, including years, scores, and team abbreviations (e.g., 1978-79 USC ... 67-61..... SA USC ... 71-69..... F)



Table of basketball game results between USC and other teams from 1999-00 to 2018-19.

UTAH vs. WASH

UTAH leads all-time series, 15-11
Longest Win Streak:
WASH: 3, 1951-52
UTAH: 6, 2016-18

Table of basketball game results between UTAH and WASH from 2011-12 to 2018-19.

UTAH vs. WSU

UTAH lead all-time series, 25-4
Longest Win Streak:
UTAH: 11, 1952-2000, 2014-Pres.
WSU: 2, 2013-14

Table of basketball game results between UTAH and WSU from 2011-12 to 2016-17.

Table of basketball game results between UTAH and JMHC from 2017-18 to 2018-19.

WASH vs. WSU

WASH lead all-time series, 183-104
Longest Win Streak (Since 1978-79):
WASH: 8, 1983-1987
WSU: 7, 2006-2008

Table of basketball game results between WASH and WSU from 1978-79 to 2009-10.

Table of basketball game results between WSU and other teams from 2010-11 to 2018-19.

SITE KEY

- List of venues and locations for various teams, including Alaska Airlines Arena, Seattle, and others.

Under the Pac-12's current 18-game Conference schedule, no team has finished league play undefeated. Seven times a team has finished league play at 17-1:

Table listing years and teams that finished league play at 17-1: 1981 OSU, 1988 ARIZ, 1989 ARIZ, 1993 ARIZ, 1998 ARIZ, 2003 ARIZ, 2004 STAN.

In addition, eight times a team has reached the halfway point of league play at 9-0:

Table listing years and teams that reached the halfway point of league play at 9-0: 1980 OSU, 1981 OSU, 1983 UCLA, 1988 ARIZ, 1993 ARIZ, 1998 ARIZ, 2004 STAN, 2017 ARIZ, 2018 WASH.

There have been three instances in which a team managed a perfect road record in Pac-10/12 play (9-0):

Table listing years and teams that achieved a perfect road record: 1981 OSU, 2001 STAN, 2003 ARIZ.

There have been 31 teams with an unblemished home record in league play (9-0):

Table listing years and teams with an unblemished home record: 1980 OSU, 1982 OSU, 1983 WSU, 1984 OSU, WASH, 1986 ARIZ, 1988 ARIZ, 1989 ARIZ, STAN, 1990 ARIZ, OSU, 1991 ARIZ, 1992 USC, 1993 ARIZ, 1996 UCLA, 1997 STAN, 1998 ARIZ, 1999 ARIZ, 2000 ARIZ, 2002 ORE, 2003 STAN, 2004 STAN, 2005 WASH, 2007 UCLA, 2011 ARIZ, 2014 ARIZ, 2015 ARIZ, UCLA, 2016 CAL, ORE, 2017 ORE.

ASSOCIATED PRESS (AP) – 1949 - present – Writers poll – Prior to NCAA Tournament
 UNITED PRESS INTERNATIONAL (UPI) – 1951-1996 – Coaches poll – Following NCAA Tournament
 USA TODAY – 1983 - present – Coaches poll – Following NCAA Tournament
 No. 1 and Pac-12 teams only. Number in parenthesis is depth of poll. Complete rankings can be found in the NCAA Records Book.

<p>1948-49 AP (10) 1. Kentucky 12. UTAH</p> <p>1949-50 AP (20) 1. Bradley 7. UCLA 15. ARIZONA* 18. WASHINGTON ST.</p> <p>1950-51 AP (20) 1. Kentucky 12. ARIZONA* 19. USC</p> <p>UPI (20) 1. Kentucky 12. ARIZONA* 13. WASHINGTON 16. UCLA</p> <p>1951-52 AP (20) 1. Kentucky 6. WASHINGTON 19. UCLA</p> <p>UPI (20) 1. Kentucky 5. WASHINGTON T20. UCLA</p> <p>1952-53 AP (20) 1. Indiana 4. WASHINGTON</p> <p>UPI (20) 1. Indiana 3. WASHINGTON 12. CALIFORNIA</p> <p>1953-54 AP (20) 1. Kentucky 11. USC</p> <p>UPI (20) 1. Indiana T14. USC 16. OREGON STATE</p> <p>1954-55 AP (20) 1. San Francisco 7. UTAH* 10. OREGON STATE 13. UCLA 15. COLORADO*</p> <p>UPI (20) 1. San Francisco 8. OREGON STATE 11. COLORADO* 12. UCLA</p> <p>1955-56 AP (20) 1. San Francisco 8. UCLA 20. UTAH*</p> <p>UPI (20) 1. San Francisco 9. UCLA</p> <p>1956-57 AP (20) 1. North Carolina 13. CALIFORNIA 14. UCLA</p> <p>UPI (20) 1. North Carolina 6. CALIFORNIA T9. UCLA</p>	<p>1957-58 AP (20) 1. West Virginia</p> <p>UPI (20) 1. West Virginia T16. OREGON STATE</p> <p>1958-59 AP (20) 1. Kansas State 11. CALIFORNIA 18. UTAH*</p> <p>UPI (20) 1. Kansas State 9. CALIFORNIA</p> <p>1959-60 AP (20) 1. Cincinnati 2. CALIFORNIA 6. UTAH*</p> <p>UPI (20) 1. CALIFORNIA</p> <p>1960-61 AP (20) 1. Ohio State 7. USC 11. UTAH*</p> <p>UPI (20) 1. Ohio State 5. USC</p> <p>1961-62 AP (20) 1. Ohio State 7. UTAH* 9. COLORADO* 14. OREGON STATE 16. ARIZONA STATE* 19. UCLA</p> <p>UPI (20) 1. Ohio State 8. COLORADO* 11. OREGON STATE 15. ARIZONA STATE* 17. UCLA</p> <p>1962-63 AP (10) 1. Cincinnati 4. ARIZONA STATE* 10. COLORADO*</p> <p>UPI (20) 1. Cincinnati 3. ARIZONA STATE* 9. COLORADO* 10. STANFORD 14. OREGON STATE 15. UCLA</p> <p>1963-64 AP (10) 1. UCLA 6. OREGON STATE</p> <p>UPI (20) 1. UCLA 5. OREGON STATE 19. ARIZONA STATE*</p> <p>1964-65 AP (10) 1. Michigan 2. UCLA</p> <p>UPI (20) 1. Michigan 2. UCLA</p>	<p>1965-66 AP (10) 1. Kentucky</p> <p>UPI (20) 1. Kentucky 15. OREGON STATE</p> <p>1966-67 AP (10) 1. UCLA</p> <p>UPI (20) 1. UCLA</p> <p>1967-68 AP (10) 1. Houston 2. UCLA</p> <p>UPI (20) 1. Houston 2. UCLA</p> <p>1968-69 AP (20) 1. UCLA 18. COLORADO*</p> <p>UPI (20) 1. UCLA T14. COLORADO*</p> <p>1969-70 AP (20) 1. Kentucky 2. UCLA 20. USC</p> <p>UPI (20) 1. Kentucky 2. UCLA</p> <p>1970-71 AP (20) 1. UCLA 5. USC</p> <p>UPI (20) 1. UCLA 5. USC</p> <p>1971-72 AP (20) 1. UCLA</p> <p>UPI (20) 1. UCLA</p> <p>1972-73 AP (20) 1. UCLA 16. ARIZONA STATE*</p> <p>UPI (20) 1. UCLA 13. ARIZONA STATE*</p> <p>1973-74 AP (20) 1. North Carolina State 2. UCLA 15. UTAH* 17. USC</p> <p>UPI (20) 1. North Carolina State 2. UCLA 3. USC</p>	<p>1974-75 AP (20) 1. UCLA 8. ARIZONA STATE* 18. OREGON STATE</p> <p>UPI (20) 1. Indiana 2. UCLA 7. ARIZONA STATE* 12. USC 17. ARIZONA*</p> <p>1975-76 AP (20) 1. Indiana 5. UCLA 15. ARIZONA</p> <p>UPI (20) 1. Indiana 5. UCLA 10. WASHINGTON 12. ARIZONA*</p> <p>1976-77 AP (20) 1. Michigan 2. UCLA 14. UTAH*</p> <p>UPI (20) 1. Michigan 4. UCLA</p> <p>1977-78 AP (20) 1. Kentucky 2. UCLA 14. UTAH*</p> <p>UPI (20) 1. Kentucky 2. UCLA</p> <p>1978-79 AP (20) 1. Indiana State 2. UCLA</p> <p>UPI (20) 1. Indiana State 2. UCLA</p> <p>1979-80 AP (20) 1. DePaul 5. OREGON STATE 18. ARIZONA STATE</p> <p>UPI (20) 1. DePaul 2. OREGON STATE 19. ARIZONA STATE</p> <p>1980-81 AP (20) 1. DePaul 2. OREGON STATE 3. ARIZONA STATE 10. UCLA 14. UTAH*</p> <p>UPI (20) 1. DePaul 2. OREGON STATE 5. ARIZONA STATE 11. UCLA</p> <p>1981-82 AP (20) 1. North Carolina 4. OREGON STATE 19. UCLA</p> <p>UPI (20) 1. North Carolina 4. OREGON STATE</p>	<p>1982-83 AP (20) 1. Houston 7. UCLA</p> <p>UPI (20) 1. Houston 7. UCLA</p> <p>USA TODAY/CNN (25) 1. North Carolina St. 24. WASHINGTON ST.</p> <p>1983-84 AP (20) 1. North Carolina 15. WASHINGTON 17. OREGON STATE</p> <p>UPI (20) 1. North Carolina 15. WASHINGTON 20. OREGON STATE</p> <p>USA TODAY/CNN (25) 1. Georgetown 15. WASHINGTON</p> <p>1984-85 AP (20) 1. Georgetown</p> <p>UPI (20) 1. Georgetown</p> <p>USA TODAY/CNN (25) 1. Villanova 23. UCLA</p> <p>1985-86 AP (20) 1. Duke</p> <p>UPI (20) 1. Duke</p> <p>USA TODAY/CNN (25) 1. Louisville</p> <p>1986-87 AP (20) 1. Nevada-Las Vegas 15. UCLA</p> <p>UPI (20) 1. Nevada-Las Vegas 13. UCLA</p> <p>USA TODAY/CNN (25) 1. Indiana 21. UCLA</p> <p>1987-88 AP (20) 1. Temple 2. ARIZONA</p> <p>UPI (20) 1. Temple 2. ARIZONA</p> <p>USA TODAY/CNN (25) 1. Kansas 3. ARIZONA</p> <p>1988-89 AP (20) 1. ARIZONA 13. STANFORD</p> <p>UPI (20) 1. ARIZONA 12. STANFORD</p> <p>USA TODAY/CNN (25) 1. Michigan 7. ARIZONA 21. STANFORD 25. UCLA</p>	<p>1989-90 AP (25) 1. Oklahoma 15. ARIZONA 22. OREGON STATE</p> <p>UPI (20) 1. Oklahoma 16. ARIZONA</p> <p>USA TODAY/CNN 1. Nevada-Las Vegas 21. ARIZONA 23. UCLA</p> <p>1990-91 AP (25) 1. Nevada-Las Vegas 8. ARIZONA 16. UCLA</p> <p>UPI (25) 1. Nevada-Las Vegas 7. ARIZONA 14. UCLA</p> <p>USA TODAY/CNN (25) 1. Duke 10. ARIZONA 25. UCLA</p> <p>1991-92 AP (25) 1. Duke 4. UCLA 8. USC 10. ARIZONA</p> <p>UPI (25) 1. Duke 3. UCLA 5. ARIZONA 7. USC</p> <p>USA TODAY/CNN (25) 1. Duke 8. UCLA 11. USC 16. ARIZONA</p> <p>1992-93 AP (25) 1. Indiana 5. ARIZONA 19. UTAH*</p> <p>UPI (25) 1. Indiana 5. ARIZONA</p> <p>USA TODAY/CNN (25) 1. North Carolina 12. ARIZONA 17. CALIFORNIA 24. UCLA</p> <p>1993-94 AP (25) 1. Arkansas 9. ARIZONA 16. CALIFORNIA 17. UCLA</p> <p>UPI (25) 1. Arkansas 9. ARIZONA 16. CALIFORNIA 17. UCLA</p> <p>USA TODAY/CNN (25) 1. Arkansas 3. ARIZONA 22. UCLA</p>	<p>1994-95 AP (25) 1. UCLA 15. ARIZONA 16. ARIZONA STATE 19. UTAH*</p> <p>UPI (25) 1. UCLA 13. ARIZONA 15. ARIZONA STATE 24. OREGON 25. STANFORD</p> <p>USA TODAY/CNN (25) 1. UCLA 13. ARIZONA STATE 25. ARIZONA</p> <p>1995-96 AP (25) 1. Massachusetts 11. ARIZONA 12. UTAH* 14. UCLA</p> <p>UPI (25) 1. Massachusetts 11. ARIZONA 13. UCLA</p> <p>USA TODAY/CNN (25) 1. Kentucky 11. ARIZONA 19. UCLA</p> <p>1996-97 AP (25) 1. Kansas 2. UTAH* 7. UCLA 15. ARIZONA 21. STANFORD 24. COLORADO</p> <p>UPI (25) 1. Kansas 2. UTAH* 7. UCLA 15. ARIZONA 21. STANFORD 24. COLORADO</p> <p>USA TODAY/CNN (25) 1. ARIZONA 7. UCLA 12. STANFORD 18. CALIFORNIA</p> <p>1997-98 AP (25) 1. North Carolina 7. UTAH* 4. ARIZONA 10. STANFORD 19. UCLA</p> <p>UPI (25) 1. North Carolina 7. UTAH* 4. ARIZONA 10. STANFORD 19. UCLA</p> <p>USA TODAY/ESPN (25) 1. Kentucky 4. STANFORD 6. ARIZONA 12. UCLA 24. WASHINGTON</p> <p>1998-99 AP (25) 1. Duke 6. UTAH* 7. STANFORD 12. ARIZONA 15. UCLA</p> <p>UPI (25) 1. Duke 6. UTAH* 7. STANFORD 12. ARIZONA 15. UCLA</p> <p>USA TODAY/ESPN (25) 1. Connecticut 2. STANFORD 16. ARIZONA 21. UCLA</p>
--	---	--	---	---	--	--



1999-00

- AP (25)
 - Duke
 - STANFORD
 - ARIZONA
- USA TODAY/ESPN (25)
 - Michigan State
 - STANFORD
 - ARIZONA
 - UCLA

2000-01

- AP (25)
 - Duke
 - STANFORD
 - ARIZONA
 - UCLA
- USA TODAY/ESPN (25)
 - Duke
 - ARIZONA
 - STANFORD
 - UCLA
 - USC

2001-02

- AP (25)
 - Duke
 - ARIZONA
 - OREGON
 - USC
 - STANFORD
- USA TODAY/ESPN (25)
 - Maryland
 - OREGON
 - ARIZONA
 - UCLA

2002-03

- AP (25)
 - Kentucky
 - ARIZONA
 - STANFORD
- USA TODAY/ESPN (25)
 - Syracuse
 - ARIZONA
 - STANFORD

2003-04

- AP (25)
 - STANFORD
 - ARIZONA
- USA TODAY/ESPN (25)
 - Connecticut
 - STANFORD

2004-05

- AP (25)
 - Illinois
 - WASHINGTON
 - ARIZONA
 - UTAH*
- USA TODAY/ESPN (25)
 - North Carolina
 - ARIZONA
 - WASHINGTON

2005-06

- AP (25)
 - Duke
 - UCLA
 - WASHINGTON
- USA TODAY/ESPN (25)
 - Florida
 - UCLA
 - WASHINGTON

2006-07

- AP (25)
 - Ohio State
 - UCLA
 - OREGON
 - WASHINGTON ST.
 - USC
- USA TODAY/ESPN (25)
 - Florida
 - UCLA
 - OREGON
 - USC
 - WASHINGTON ST.

2007-08

- AP (25)
 - North Carolina
 - UCLA
 - STANFORD
 - WASHINGTON ST.
- USA TODAY/ESPN (25)
 - Kansas
 - UCLA
 - STANFORD
 - WASHINGTON ST.

2008-09

- AP (25)
 - Louisville
 - WASHINGTON
 - UCLA
 - ARIZONA STATE
 - UTAH*
- USA TODAY/ESPN (25)
 - North Carolina
 - WASHINGTON
 - UCLA
 - ARIZONA STATE
 - ARIZONA

2009-10

- AP (25)
 - Kansas
- USA TODAY/ESPN (25)
 - Duke
 - WASHINGTON

2010-11

- AP (25)
 - Ohio State
 - ARIZONA
 - WASHINGTON
- USA TODAY/ESPN (25)
 - Connecticut
 - ARIZONA
 - WASHINGTON

2011-12

- AP (25)
 - Kentucky
- USA TODAY/ESPN (25)
 - Kentucky

2012-13

- AP (25)
 - Gonzaga
 - ARIZONA
 - UCLA
 - OREGON
- USA TODAY/ESPN (25)
 - Louisville
 - ARIZONA
 - OREGON

2013-14

- AP (25)
 - Florida
 - ARIZONA
 - UCLA
- USA TODAY/ESPN (25)
 - Connecticut
 - ARIZONA
 - UCLA
 - STANFORD

2014-15

- AP (25)
 - Kentucky
 - UCLA
 - ARIZONA
 - UTAH
- USA TODAY/ESPN (25)
 - Duke
 - ARIZONA
 - UTAH
 - OREGON

2015-16

- AP (25)
 - Kansas
 - OREGON
 - UTAH
 - ARIZONA
 - CALIFORNIA
- USA TODAY/ESPN (25)
 - Villanova
 - OREGON
 - UTAH
 - ARIZONA

2016-17

- AP (25)
 - Villanova
 - ARIZONA
 - UCLA
 - OREGON
- USA TODAY/ESPN (25)
 - North Carolina
 - OREGON
 - ARIZONA
 - UCLA

2017-18

- AP (25)
 - Virginia
 - ARIZONA
- USA TODAY/ESPN (25)
 - Villanova

2018-19

- AP (25)
 - Duke
- USA TODAY/ESPN (25)
 - Virginia
 - OREGON

* Not a league member at the time of the ranking.

FINAL NO. 1 RANKINGS

AP	
Kentucky	10
UCLA	8
Duke	7
North Carolina	5
Ohio State	4
Indiana	3
Kansas	3
Cincinnati	2
DePaul	2
Houston	2
Michigan	2
San Francisco	2
Nevada-Las Vegas	2
ARIZONA	1
Arkansas	1
Bradley	1
Florida	1
Georgetown	1
Gonzaga	1
Indiana State	1
Kansas State	1
Louisville	1
Massachusetts	1
North Carolina State	1
Oklahoma	1
STANFORD	1
Temple	1
Villanova	1
Virginia	1
West Virginia	1
UPI	
UCLA	7
Indiana	5
Kentucky	5
North Carolina	3
DePaul	2
Duke	2
Houston	2
Michigan	2
Ohio State	2
San Francisco	2
Nevada-Las Vegas	2
ARIZONA	1
Arkansas	1
CALIFORNIA	1
Cincinnati	1
Georgetown	1
Indiana State	1
Kansas State	1
North Carolina State	1
Oklahoma	1
Temple	1
West Virginia	1
USA TODAY/ESPN	
Duke	6
Kentucky	3
North Carolina	3
Villanova	3
Connecticut	2
Florida	2
Kansas	2
Louisville	2
ARIZONA	1
UCLA	1
Arkansas	1
Georgetown	1
Indiana	1
Michigan	1
Michigan State	1
Nevada-Las Vegas	1
North Carolina State	1
Syracuse	1
Virginia	1

PAC-12 TEAMS IN THE FINAL RANKINGS

AP	
UCLA	38
ARIZONA	25
UTAH	22
USC	10
STANFORD	9
ARIZONA STATE	8
OREGON STATE	8
WASHINGTON	7
CALIFORNIA	5
COLORADO	5
OREGON	5
WASHINGTON STATE	3
UPI	
UCLA	29
UTAH	12
OREGON STATE	10
ARIZONA	10
ARIZONA STATE	9
USC	6
WASHINGTON	5
CALIFORNIA	4
COLORADO	4
STANFORD	3
OREGON	1
WASHINGTON STATE	0
USA TODAY/COACHES	
ARIZONA	22
UCLA	20
STANFORD	9
UTAH	9
OREGON	7
WASHINGTON	7
USC	3
WASHINGTON STATE	3
ARIZONA STATE	2
CALIFORNIA	2
COLORADO	0
OREGON STATE	0

1949-50 (2)

#18 WSU 58, at #7 UCLA 60
#18 WSU 49, at #7 UCLA 52

1950-51 (3)

Mar. 2, 1951
#18 USC 53, at #17 UCLA 59
Mar. 3, 1951
#18 USC 43, at #17 UCLA 41
Mar. 5, 1951
#18 USC 41, at #17 UCLA 49

1951-52 (5)

Dec. 7, 1951
#13 UCLA 52, at #3 WASH 60
Dec. 8, 1951
#13 UCLA 61, at #3 WASH 76
Mar. 7, 1952
#6 WASH 53, at #19 UCLA 65
Mar. 8, 1952
#6 WASH 53, at #19 UCLA 50
Mar. 10, 1952
#6 WASH 50, at #19 UCLA 60

1952-53 (6)

Dec. 12, 1952
#4 WASH 53, at #7 UCLA 49
Dec. 13, 1952
#4 WASH 47, at #7 UCLA 54
Dec. 19, 1952
#18 CAL 50, at #9 WASH 60
Dec. 20, 1952
#18 CAL 88, at #9 WASH 99
Jan. 9, 1953
#18 Idaho 64, at #6 WASH 76
Jan. 10, 1953
#18 Idaho 58, at #6 WASH 82

1954-55 (2)

Mar. 4, 1955
#9 UCLA 75, at #14 OSU 82
Mar. 5, 1955
#9 UCLA 64, at #14 OSU 83

1957-58 (1)

Jan. 3, 1958
#19 CAL 43, at #18 OSU 55

1969-70 (1)

Dec. 12, 1969
#10 WASH 90, #12 USC 86
(Portland, Ore. - non-league game)

1970-71 (2)

Feb. 6, 1971
#3 UCLA 64, at #2 USC 60
Mar. 13, 1971
#3 USC 62, at #1 UCLA 73

1971-72 (1)

Feb. 5, 1972
#18 USC 56, at #1 UCLA 81

1972-73 (1)

Feb. 3, 1973
#1 UCLA 79, at #20 USC 56

1973-74 (2)

Feb. 2, 1974
#11 USC 54, at #1 UCLA 65
Mar. 9, 1974
#3 UCLA 82, at #7 USC 52

1974-75 (8)

Feb. 1, 1975
#6 USC 84, at #4 UCLA 89
Feb. 7, 1975
#8 USC 81, at #9 ORE 80
Feb. 8, 1975
#2 UCLA 107, at #9 ORE 103
Feb. 14, 1975
#17 OSU 80, at #10 USC 76
Feb. 14, 1975
#13 ORE 66, at #2 UCLA 95
Feb. 15, 1975
#13 ORE 90, at #10 USC 92
Feb. 15, 1975
#17 OSU 62, at #2 UCLA 74
Mar. 1, 1975
#20 WASH 78, at #17 OSU 86

1975-76 (4)

Jan. 17, 1976
#17 OSU 72, at #6 WASH 70
Feb. 5, 1976
#9 UCLA 92, at #6 WASH 87
Feb. 14, 1976
#9 WASH 76, at #6 UCLA 78
Feb. 26, 1976
#8 WASH 67, at #17 ORE 62

1979-80 (2)

Jan. 3, 1980
#14 OSU 76, at #16 UCLA 67
Feb. 7, 1980
#4 OSU 82, at #19 ASU 75 (OT)

1980-81 (6)

Jan. 3, 1981
#2 OSU 71, at #13 ASU 67
Jan. 16, 1981
#8 UCLA 74, at #12 ASU 78 (3 OT)
Jan. 29, 1981
#10 UCLA 67, at #1 OSU 81
Feb. 14, 1981
#5 ASU 61, at #8 UCLA 64
Mar. 1, 1981
#1 OSU 82, at #13 UCLA 76
Mar. 7, 1981
#5 ASU 87, at #1 OSU 67

1981-82 (1)

Jan. 29, 1982
#8 OSU 68, at #20 UCLA 74

1982-83 (1)

Feb. 3, 1983
#18 WSU 87, at #7 UCLA 89 (OT)

1988-89 (2)

Jan. 29, 1989
#19 STAN 52, at #6 ARIZ 72
Mar. 12, 1989
#1 ARIZ 73, #12 STAN 51 at
Inglewood

1989-90 (4)

Jan. 13, 1990
#18 ARIZ 67, at #19 UCLA 73
Jan. 27, 1990
#17 OSU 80, at #23 UCLA 94
Feb. 10, 1990
#19 UCLA 74, at #22 ARIZ 83
Mar. 3, 1990
#22 OSU 60, at #15 ARIZ 87

1990-91 (2)

Jan. 12, 1991
#7 UCLA 77, at #6 ARIZ 82
Feb. 10, 1991
#5 ARIZ 105, at #14 UCLA 94 (OT)

1991-92 (6)

Jan. 9, 1992
#23 USC 68, at #6 ARIZ 107
Jan. 11, 1992
#2 UCLA 89, at #6 ARIZ 87
Jan. 27, 1992
#4 UCLA 79, at #13 USC 83
Jan. 29, 1992
#25 USC 86, at #2 UCLA 82
Mar. 12, 1992
#2 ARIZ 81, at #8 UCLA 89
Mar. 14, 1992
#2 ARIZ 69, at #10 USC 70

1992-93 (1)

Jan. 7, 1993
#20 ARIZ 82, at #15 UCLA 80

1993-94 (5)

Jan. 13, 1994
#19 CAL 98, at #6 ARIZ 93 (OT)
Jan. 20, 1994
#9 ARIZ 66, at #2 UCLA 74
Feb. 13, 1994
#16 ARIZ 96, at #18 CAL 77
Feb. 19, 1994
#8 UCLA 74, at #15 ARIZ 98
Feb. 24, 1994
#17 CAL 92, at #15 UCLA 88

1994-95 (15)

Jan. 5, 1995
#9 ARIZ 52, at #15 ASU 53
Jan. 12, 1995
#13 ARIZ 99, at #20 CAL 86
Jan. 14, 1995
#12 ASU 73, at #20 CAL 68
Jan. 19, 1995
#4 UCLA 71, at #11 ARIZ 61
Jan. 21, 1995
#4 UCLA 85, at #13 ASU 72
Jan. 26, 1995
#12 ARIZ 97, at #18 ORE 89
Jan. 26, 1995
#17 STAN 74, at #4 UCLA 77
Jan. 28, 1995
#13 ASU 79, at #18 ORE 76
Feb. 4, 1995
#22 ORE 87, at #17 STAN 92
Feb. 9, 1995
#15 STAN 73, at #9 ARIZ 84
Feb. 11, 1995
#15 STAN 70, at #14 ASU 79
Feb. 16, 1995
#13 ASU 77, at #6 UCLA 82 (OT)
Feb. 18, 1995
#12 ARIZ 70, at #6 UCLA 72
Feb. 25, 1995
#2 UCLA 88, at #19 STAN 77
Mar. 11, 1995
#18 ASU 103, at #12 ARIZ 98 (2 OT)

1995-96 (2)

Jan. 20, 1996
#13 UCLA 79, at #18 ARIZ 88
Feb. 15, 1996
#13 ARIZ 75, at #18 UCLA 76

1996-97 (4)

Jan. 4, 1997
#21 STAN 75, at #9 ARIZ 76
Jan. 16, 1997
#15 STAN 72, at #24 ORE 69 (OT)
Feb. 13, 1997
#24 UCLA 66, at #11 ARIZ 64
Mar. 8, 1997
#12 ARIZ 80, at #23 STAN 81

1997-98 (6)

Jan. 3, 1998
#9 UCLA 75, at #8 ARIZ 87
Jan. 17, 1998
#9 UCLA 80, at #5 STAN 93
Jan. 29, 1998
#6 ARIZ 93, at #4 STAN 75
Feb. 12, 1998
#14 STAN 84, at #9 UCLA 81
Feb. 28, 1998
#8 STAN 58, at #2 ARIZ 90
Mar. 7, 1998
#2 ARIZ 91, at #19 UCLA 87

1998-99 (6)

Jan. 2, 1999
#6 ARIZ 75, at #10 UCLA 82
Jan. 16, 1999
#4 STAN 72, at #10 UCLA 59
Jan. 28, 1999
#3 STAN 76, at #13 ARIZ 78
Feb. 2, 1999
#7 ARIZ 83, at #6 STAN 98
Feb. 11, 1999
#9 UCLA 73, at #6 STAN 77
Mar. 6, 1999
#12 UCLA 70, at #13 ARIZ 87

1999-2000 (5)

Jan. 8, 2000
#5 ARIZ 68, at #1 STAN 65
Jan. 20, 2000
#2 ARIZ 76, at #25 UCLA 61
Feb. 3, 2000
#23 ORE 71, at #9 ARIZ 77
Feb. 12, 2000
#24 ORE 61, at #2 STAN 76
Mar. 9, 2000
#2 STAN 81, at #9 ARIZ 86

2000-01 (6)

Jan. 6, 2001
#2 STAN 85, at #16 ARIZ 76
Jan. 18, 2001
#20 USC 58, at #17 ARIZ 71
Feb. 1, 2001
#21 USC 71, at #1 STAN 77
Mar. 3, 2001
#1 STAN 85, at #12 UCLA 79
Feb. 15, 2001
#8 ARIZ 77, at #24 UCLA 79 (OT)
Mar. 8, 2001
#8 ARIZ 76, at #1 STAN 75

2001-02 (18)

Jan. 17, 2002
#18 USC 80, at #15 ARIZ 97
Jan. 19, 2002
#9 UCLA 86, at #15 ARIZ 96
Jan. 24, 2002
#17 STAN 86, at #13 UCLA 76
Jan. 26, 2002
#17 STAN 82, at #23 USC 90
Feb. 2, 2002
#19 ARIZ 88, at #18 STAN 82 (OT)



Feb. 6, 2002
#25 USC 65, at #15 UCLA 67
Feb. 7, 2002
#13 ORE 87, at #10 STAN 90 (OT)
Feb. 14, 2002
#9 ARIZ 76, at #20 UCLA 77
Feb. 16, 2002
#9 ARIZ 89, at #25 USC 94
Feb. 21, 2002
#20 USC 77, at #10 STAN 58
Feb. 23, 2002
#25 UCLA 95, at #10 STAN 92
Feb. 28, 2002
#17 STAN 76, at #14 ARIZ 71
#13 ORE 67, at #19 USC 65
Mar. 2, 2002
#21 CAL 53, at #14 ARIZ 99
Mar. 7, 2002 (Pac-10 Tournament)
#22 USC 103, #16 STAN 78
Mar. 8, 2002 (Pac-10 Tournament)
#15 ARIZ 90, #25 CAL 78
#22 USC 89, #9 ORE 78
Mar. 9, 2002 (Pac-10 Tourn.)
#15 ARIZ 81, #22 USC 71

2002-03 (5)

Jan. 2, 2003
#4 ARIZ 81, at #9 ORE 72
Feb. 1, 2003
#20 CAL 80, at #1 ARIZ 95
Feb. 27, 2003
#1 ARIZ 88, at #23 CAL 75
Mar. 1, 2003
#1 ARIZ 72, at #19 STAN 69
Mar. 8, 2003
#22 CAL 60, at #17 STAN 72

2003-04 (2)

Jan. 10, 2004
#4 STAN 82, at #3 ARIZ 72
Feb. 7, 2004
#12 ARIZ 77, at #2 STAN 80

2004-05 (3)

Jan. 27, 2005
#10 WASH 82, at #11 ARIZ 91
Feb. 26, 2005
#9 ARIZ 85, at #14 WASH 93
Mar. 12, 2005 (Pac-10 Tourn.)
#14 WASH 81, #8 ARIZ 72

2005-06 (3)

Jan. 5, 2006
#17 UCLA 85, at #21 ARIZ 79
Jan. 14, 2006
#13 WASH 69, at #11 UCLA 65
Feb. 11, 2006
#12 UCLA 67, at #23 WASH 70

2006-07 (16)

Dec. 31, 2006
#14 WASH 74, at #1 UCLA 96
Jan. 4, 2007
#7 ARIZ 96, at #24 WASH 87
Jan. 6, 2007
#1 UCLA 66, at #16 ORE 68
Jan. 14, 2007
#15 ORE 79, at #10 ARIZ 77
Jan. 20, 2007
#11 ARIZ 69, #3 at UCLA 73
Jan. 27, 2007
#9 ORE 77, at #20 WSU 74 (OT)
Feb. 1, 2007
#18 WSU 72, at #20 ARIZ 66
#9 ORE 57, at #5 UCLA 69
Feb. 7, 2007
#19 USC 65, at #1 UCLA 70
Feb. 8, 2007
#25 STAN 45, at #14 WSU 58

Feb. 10, 2007
#24 ARIZ 77, at #13 ORE 74
Feb. 15, 2007
#22 USC 80, at #19 ARIZ 75
Feb. 17
#5 UCLA 81, at #19 ARIZ 66
Feb. 22, 2007
#9 WSU 59, at #23 ORE 64
Mar. 1, 2007
#2 UCLA 53, at #13 WSU 45
Mar. 3, 2007
#23 USC 86, at #13 WSU 88 (2 OT)

2007-08 (10)

Jan. 3, 2008
#5 UCLA 76, at #24 STAN 67
Jan. 5, 2008
#22 USC 46, at #24 STAN 52
Jan. 12, 2008
#4 WSU 74, at #5 UCLA 81
Jan. 26, 2008
#6 WSU 56, at #24 ASU 55
Feb. 2, 2008
#14 STAN 67, at #9 WSU 65 (OT)
Feb. 7, 2008
#5 UCLA 67, at #17 WSU 59
Mar. 1, 2008
#22 WSU 53, at #8 STAN 60
Mar. 6, 2008
#7 STAN 67, at #3 UCLA 77 (OT)
Mar. 14, 2008 (Pac-10 Tourn.)
#11 STAN 75, #21 WSU 64
Mar. 15, 2008 (Pac-10 Tourn.)
#3 UCLA 67, #11 STAN 64

2008-09 (6)

Jan. 17, 2009
#16 ASU 61, at #9 UCLA 58 (OT)
Jan. 31, 2009
#23 WASH 84, at #14 ASU 71
Feb. 12, 2009
#11 UCLA 67, at #18 ASU 74
Feb. 19, 2009
#22 WASH 76, at #20 UCLA 85
Feb. 26, 2009
#14 ASU 70, at #21 WASH 73 (OT)
Mar. 13, 2009 (Pac-10 Tourn.)
#13 WASH 65, #23 ASU 75

2009-10

None

2010-11

None

2011-12

None

2012-13 (1)

Mar. 4, 2013 (Pac-12 Tournament)
#21 UCLA 66, #18 ARIZ 64

2013-14 (2)

Jan. 10, 2014
#10 ORE 91, at #20 COLO 100
Mar. 15, 2014 (Pac-12 Tournament)
#20 UCLA 75, #4 ARIZ 71

2014-15 (2)

Jan. 17, 2015
#8 UTAH 51, at #10 ARIZ 69
Feb. 28, 2015
#7 ARIZ 63, at #13 UTAH 57

2015-16 (7)

Jan. 28, 2016
#23 ORE 83, at #18 ARIZ 75
Feb. 14, 2016
#23 USC 78, at #17 ARIZ 86
Feb. 27, 2016
#9 ARIZ 64, at #22 UTAH 70
Mar. 3, 2016
#25 CAL 61, at #18 ARIZ 64
Mar. 11, 2016 (Pac-12 Tournament)
#8 ORE 95, #15 ARIZ 89 (OT)
#12 UTAH 82, #24 CAL 78 (OT)
Mar. 12, 2016 (Pac-12 Tournament)
#8 ORE 88, #12 UTAH 57

2016-17 (8)

Dec. 28, 2016
#2 UCLA 87, at #21 ORE 89
Dec. 30, 2016
#22 USC 61, at #21 ORE 84
Jan. 21, 2017
#14 ARIZ 96, at #3 UCLA 85
Feb. 4, 2017
#5 ARIZ 58, at #13 ORE 85
Feb. 9, 2017
#5 ORE 79, at #10 UCLA 82
Feb. 25, 2017
#5 UCLA 77, at #4 ARIZ 72
March 10, 2017 (Pac-12 Tournament)
#7 ARIZ 86, #3 UCLA 75
#7 ARIZ 83, #5 ORE 80

2017-18 (2)

Dec. 30, 2017
#3 ASU 78, at #17 ARIZ 84
Feb. 15, 2018
#17 ARIZ 77, at #25 ASU 70

2018-19

None

Ranking Notes:

- Associated Press polls began with the 1948-49 season.
- The AP poll was reduced from 20 teams to 10 teams in 1961-62.
- The AP poll expanded back to 20 teams during the 1968-69 season.
- The AP poll expanded from 20 teams to 25 teams during the 1989-90 season.
- 197 games have been played pitting two ranked Pac-12 teams.
- 39 games featured both teams ranked in the Top-10.
- Seven Conference games featured both teams ranked in the Top-5:

1971	#2 USC vs. #3 UCLA
1971	#1 UCLA vs. #3 USC
1981	#1 OSU vs. #5 ASU
2000	#1 STAN vs. #5 ARIZ
2004	#4 STAN vs. #3 ARIZ
2008	#4 WSU vs. #5 UCLA
2017	#4 ARIZ vs. #5 UCLA
- Home teams are 107-73 (.594) (17 games played at neutral sites)
- Higher-ranked teams own a 114-83 (.579) record.
- Conference breakdown during the ranking periods:

1949-1959	Pacific Coast
1960-1968	Athletic Association of Western Univ.
1969-1978	Pacific-8
1979-2011	Pacific-10
2012-	Pac-12

The Pac-12 Conference has won 16 NCAA basketball titles, second-most of any conference behind only the ACC (17) . . . Oregon's Tall Firs won the first NCAA Championship in 1939. Stanford claimed the national title in 1942, followed by Utah in 1944 and California in 1959 . . . UCLA established a basketball dynasty that included 10 titles in 12 seasons and a winning streak of seven consecutive NCAA crowns . . . In 1997, Arizona became the sixth different Pac-12 institution to capture the NCAA basketball title.

School (Seasons)	Yrs	W-L	Pct.	1st	2nd	3rd	4th
Arizona (1951, 76-77, 85-09, 11, 13-18)	35	56-34	.622	1	1	2	0
Arizona State (1958, 61-64, 73, 75, 80-81, 91, 95, 03, 09, 14, 18-19)	16	14-17	.452	0	0	0	0
California (1946, 57-60, 90, 93-94, 96-97, 2001-03, 06, 09-10, 12-13, 16)	19	20-19	.513	1	1	0	1
Colorado (1940, 42, 46, 54-55, 62-63, 69, 97, 2003, 12-14, 16)	14	10-16	.385	0	0	1	0
Oregon (1939, 45, 60-61, 95, 00, 02-03, 07-08, 13-17, 19)	16	25-15	.625	1	0	1	0
Oregon State (1947, 49, 55, 62-64, 66, 75, 80-82, 84-85, 88-90, 2016)	17	12-20	.375	0	0	0	2
Stanford (1942, 89, 92, 95-05, 07-08, 14)	17	23-16	.590	1	0	1	0
UCLA (1950, 52, 56, 62-65, 67-81, 83, 87, 89-02, 2005-09, 11, 13-15, 17-18)	49	106-42	.716	11	2	4	1
USC (1940, 54, 60-61, 79, 82, 85, 91-92, 97, 01-02, 07-09, 11, 16-17)	18	14-20	.412	0	0	1	1
Utah (1944-45, 55-56, 59-61, 66, 77-79, 81, 83, 86, 91, 93, 95-00, 02-05, 09, 15-16)	29	38-32	.543	1	1	0	2
Washington (1943, 48, 51, 53, 76, 84-86, 98-99, 04-06, 09-11, 19)	17	19-18	.514	0	0	1	0
Washington State (1941, 80, 83, 94, 07-08)	6	6-6	.500	0	1	0	0
TOTALS		343-255	.574	16	6	11	7

Records of the following schools were later voided by the NCAA: UCLA (1980 – 5-1), OSU (1980 – 0-1, 1981 – 0-1, 1982 – 2-1), CAL (1996 – 0-1).

Note: Several current Pac-12 members competed in the NCAA Tournament while members of other conferences. Those teams and their records are Arizona (2-3), Arizona State (7-7), Colorado (9-12), Oregon (2-2), Oregon State (5-4), Utah (35-30).

**YEARLY NCAA TOURNAMENT RESULTS
(Pac-12 schools only – Field size in parenthesis)**

1938-39 (8 teams)

ORE 56, Texas 41 West RSF Mar. 20. San Francisco, Calif.
 ORE 55, Oklahoma 37 West RF Mar. 21. San Francisco, Calif.
 ORE 46, Ohio State 33 NC Mar. 27 Evanston, Ill.

1939-40 (8 teams)

USC 38, COLO 32 West RSF Mar. 20 Kansas City, Mo.
 Kansas 43, USC 42 West RF Mar. 21 Kansas City, Mo.

USC 38, COLO 32 West RSF Mar. 20 Kansas City, Mo.
 Rice 60, COLO 56 West R3rd Mar. 21 Kansas City, Mo.
 (COLO not a Conference member at time of game)

1940-41 (8 teams)

WSU 48, Creighton 39 West RSF Mar. 20 Kansas City, Mo.
 WSU 64, Arkansas 53 West RF Mar. 22 Kansas City, Mo.
 Wisconsin 39, WSU 34 NC Mar. 29 Kansas City, Mo.

1941-42 (8 teams)

STAN 53, Rice 47 West RSF Mar. 20 Kansas City, Mo.
 STAN 46, COLO 35 West RF Mar. 21 Kansas City, Mo.
 STAN 53, Dartmouth 38 NC Mar. 28 Kansas City, Mo.

COLO 46, Kansas 44 West RSF Mar. 20 Kansas City, Mo.
 STAN 46, COLO 35 West RF Mar. 21 Kansas City, Mo.
 (COLO not a Conference member at time of game)

1942-43 (8 teams)

Texas 59, WASH 55 West RSF Mar. 26 Kansas City, Mo.
 Oklahoma 58, WASH 43 West R3rd Mar. 27 Kansas City, Mo.

1943-44 (8 teams)

UTAH 45, Missouri 35 West RSF Mar. 24 Kansas City, Mo.
 UTAH 40, Iowa State WRF Mar. 25 Kansas City, Mo.
 UTAH 42, Dartmouth 40 (OT) NC Mar. 28 New York, N.Y.
 (UTAH not a Conference member at time of game)

1944-45 (8 teams)

Arkansas 79, ORE 76 West RSF Mar. 23 Kansas City, Mo.
 ORE 69, UTAH 66 West R3rd Mar. 24 Kansas City, Mo.

ORE 69, UTAH 66 West R3rd Mar. 24 Kansas City, Mo.
 (UTAH not a Conference member at time of game)

1945-46 (8 teams)

CAL 50, COLO 44 West RSF Mar. 22 Kansas City, Mo.
 Oklahoma A&M 52, CAL 35 West RF Mar. 23 Kansas City, Mo.
 Ohio State 63, CAL 45 N3rd Mar. 26 New York, N.Y.

CAL 50, COLO 44 West RSF Mar. 22 Kansas City, Mo.
 COLO 59, Baylor 44 West R3rd Mar. 23 Kansas City, Mo.

1946-47 (8 teams)

Oklahoma 56, OSU 54 West RSF Mar. 21 Kansas City, Mo.
 OSU 63, Wyoming 46 West R3rd Mar. 22 Kansas City, Mo.

1947-48 (8 teams)

Baylor 64, WASH 62 West RSF Mar. 19 Kansas City, Mo.
 WASH 57, Wyoming 47 West R3rd Mar. 20 Kansas City, Mo.

1948-49 (8 teams)

OSU 56, Arkansas 38 West RSF Mar. 18 Kansas City, Mo.
 Oklahoma A&M 55, OSU 30 West RF Mar. 19 Kansas City, Mo.
 Illinois 83, OSU 53 N3rd Mar. 23 New York, N.Y.

1949-50 (8 teams)

Bradley 73, UCLA 59 West RSF Mar. 24 Kansas City, Mo.
 Brigham Young 83, UCLA 62 West R3rd Mar. 25 Kansas City, Mo.

1950-51 (16 teams)

WASH 62, Texas A&M 40 West 1st Mar. 22 Kansas City, Mo.
 Oklahoma A&M 61, WASH 57 West RSF Mar. 23 Kansas City, Mo.
 WASH 80, Brigham Young 67 West R3rd Mar. 24 Kansas City, Mo.

Kansas State 61, ARIZ 59 West 1st Mar. 21 Kansas City, Mo.
 (ARIZ not a Conference member at time of game)

1951-52 (16 teams)

Santa Clara 68, UCLA 59 West 1st Mar. 22 Corvallis, Ore.
 Oklahoma City 55, UCLA 53 West R3rd Mar. 22 Corvallis, Ore.

1952-53 (22 teams)

WASH 92, Seattle 70 West RSF Mar. 13 Seattle, Wash.
 WASH 74, Santa Clara 62 West RF Mar. 14 Corvallis, Ore.
 Kansas 79, WASH 53 NSF Mar. 17 Kansas City, Mo.
 WASH 88, Louisiana State 69 N3rd Mar. 18 Kansas City, Mo.

1953-54 (24 teams)

USC 73, Idaho State 59 West RSF Mar. 12 Corvallis, Ore.
 USC 66, Santa Clara 65 West RF Mar. 13 Corvallis, Ore.
 Bradley 74, USC 72 NSF Mar. 19 Kansas City, Mo.
 Penn State 70, USC 61 N3rd Mar. 20 Kansas City, Mo.

Bradley 76, COLO 64 WRSF Mar. 12 Stillwater, Okla.
 Rice 78, COLO 55 WR3rd Mar. 13 Stillwater, Okla.

1954-55 (24 teams)

OSU 83, Seattle 71 West RSF Mar. 11 Corvallis, Ore.
 San Francisco 57, OSU 56 West RF Mar. 12 Corvallis, Ore.

San Francisco 78, UTAH 59 West RSF Mar. 11 Corvallis, Ore.
 UTAH 108, Seattle 85 West R3rd Mar. 12 Corvallis, Ore.
 (UTAH not a Conference member at time of game)



1955-56 (24 teams)

San Francisco 72, UCLA 61 West RSF Mar. 16 Corvallis, Ore.
UCLA 94, Seattle 70 West R3rd Mar. 17 Corvallis, Ore.

COLO 69, Tulsas 59 West RSF Mar. 10 Manhattan, Kan.
COLO 93, Bradley 81 West RF Mar. 15 Manhattan, Kan.
San Francisco 62, COLO 50 NSF Mar. 19 Kansas City, Mo.
COLO 75, Iowa 54 N3rd Mar. 21 Kansas City, Mo.
(COLO not a Conference member at time of game)

UTAH 81, Seattle 72 West RSF Mar. 16 Corvallis, Ore.
San Francisco 92, UTAH 77 West RF Mar. 17 Corvallis, Ore.
(UTAH not a Conference member at time of game)

1956-57 (23 teams)

CAL 86, Brigham Young 59 West RSF Mar. 15 Corvallis, Ore.
San Francisco 50, CAL 46 West RF Mar. 16 Corvallis, Ore.

1957-58 (24 teams)

CAL 54, Idaho State 43 West RSF Mar. 14 Daly City, Calif.
Seattle 66, CAL 62 OT West RF Mar. 15 Daly City, Calif.
Idaho State 72, ASU 68 West 1st Mar. 12 Berkeley, Calif.
(ASU not a Conference member at time of game)

1958-59 (22 teams)

CAL 71, UTAH 53 West RSF Mar. 13 Daly City, Calif.
CAL 66, Saint Mary's (Calif.) 46 West RF Mar. 14 Daly City, Calif.
CAL 64, Cincinnati 58 NSF Mar. 20 Louisville, Ky.
CAL 71, West Virginia 70 NC Mar. 21 Louisville, Ky.

CAL 71, UTAH 53 West RSF Mar. 13 Daly City, Calif.
Idaho State 71, UTAH 65 West R3rd Mar. 14 Daly City, Calif.
(UTAH not a Conference member at time of game)

1959-60 (25 teams)

CAL 71, Idaho State 44 West 1st Mar. 8 Daly City, Calif.
CAL 69, Santa Clara 49 West RSF Mar. 11 Seattle, Wash.
CAL 70, ORE 49 West RF Mar. 12 Seattle, Wash.
CAL 77, Cincinnati 69 NSF Mar. 18 Daly City, Calif.
Ohio State 75, CAL 55 NC Mar. 19 Daly City, Calif.

UTAH 80, USC 73 West 1st Mar. 7 Corvallis, Ore.

ORE 68, New Mexico State 60 West 1st Mar. 7 Corvallis, Ore.
ORE 65, UTAH 64 West RSF Mar. 11 Corvallis, Ore.
CAL 70, ORE 49 West RF Mar. 12 Seattle, Wash.
(ORE not a Pac-12 member at time of game)

UTAH 80, USC 73 West 1st Mar. 8 Provo, Utah
Oregon 65, Utah 54 West RSF Mar. 11 Seattle, Wash.
UTAH 89, Santa Clara 81 West R3rd Mar. 12 Seattle, Wash.
(UTAH not a Conference member at time of game)

1960-61 (24 teams)

USC 81, ORE 79 West 1st Mar. 15 Portland, Ore.
ASU 86, USC 71 West RSF Mar. 17 Portland, Ore.
Loyola Marymount 69, USC 67 West RF Mar. 24 Kansas City, Mo.

ASU 72, Seattle 70 West 1st Mar. 15 Portland, Ore.
ASU 86, USC 71 West RSF Mar. 17 Portland, Ore.
UTAH 88, ASU 80 West RF Mar. 18 Portland, Ore.
(ASU not a Conference member at time of game)

USC 81, ORE 79 West 1st Mar. 15 Portland, Ore.
(ORE not a Pac-12 member at time of game)

UTAH 91, Loyola Marymount 75 West RSF Mar. 17 Portland, Ore.
UTAH 88, ASU 80 West RF Mar. 18 Portland, Ore.
Cincinnati 82, UTAH 67 NSF Mar. 24 Kansas City, Mo.
St. Joseph's 127, UTAH 120 (4OT) N3rd Mar. 25 Kansas City, Mo..
(UTAH not a Conference member at time of game)

1961-62 (25 teams)

UCLA 73, Utah State 62 West RSF Mar. 16 Provo, Utah
UCLA 88, OSU 69 West RF Mar. 17 Provo, Utah
Cincinnati 72, UCLA 70 NSF Mar. 23 Louisville, Ky.
Wake Forest 82, UCLA 80 N3rd Mar. 24 Louisville, Ky.

OSU 69, Seattle 65 West 1st Mar. 13 Corvallis, Ore.
OSU 69, Pepperdine 67 West RSF Mar. 16 Provo, Utah
UCLA 88, OSU 69 West SF Mar. 17 Provo, Utah
(OSU not a Conference member at time of game)

Utah State 78, ASU 73 West 1st Mar. 13 Corvallis, Ore.
(ASU not a Conference member at time of game)

COLO 67, Texas Tech 60 West RSF Mar. 16 Manhattan, Kan.
Cincinnati 73, COLO 46 West RF Mar. 17 Manhattan, Kan.
(COLO not a Conference member at time of game)

1962-63 (25 teams)

ASU 93, UCLA 79 West RSF Mar. 11 Eugene, Ore.
ASU 79, Utah State 75 (OT) West 1st Mar. 11 Eugene, Ore.
ASU 93, UCLA 79 West RSF Mar. 15 Provo, Utah
OSU 83, ASU 65 West SF Mar. 16 Provo, Utah
(ASU not a Conference member at time of game)

OSU 70, Seattle 66 West 1st Mar. 11 Eugene, Ore.
OSU 65, San Francisco 61 West RSF Mar. 15 Provo, Utah
OSU 83, ASU 65 West RF Mar. 16 Provo, Utah
Cincinnati 80, OSU 46 NSF Mar. 22 Louisville, Ky.
Duke 85, OSU 63 N3rd Mar. 23 Louisville, Ky.
(OSU not a Conference member at time of game)

COLO 78, Oklahoma City 72 Midwest RSF Mar. 15 Lawrence, Kan.
Cincinnati 67, COLO 60 Midwest R3rd Mar. 16 Lawrence, Kan.
(COLO not a Conference member at time of game)

1963-64 (25 teams)

UCLA 95, Seattle 90 West RSF Mar. 13 Corvallis, Ore.
UCLA 76, San Francisco 72 West RF Mar. 14 Corvallis, Ore.
UCLA 90, Kansas State 84 NSF Mar. 20 Kansas City, Mo.
UCLA 98, Duke 83 NC Mar. 21 Kansas City, Mo.

Seattle 61, OSU 57 West 1st Mar. 10 Eugene, Ore.
(OSU not a Pac-10 member at time of game)

Utah State 92, ASU 90 West 1st Mar. 10 Eugene, Ore.
(ASU not a Conference member at time of game)

1964-65 (23 teams)

UCLA 100, Brigham Young 76 West RSF Mar. 12 Provo, Utah
UCLA 101, San Francisco 93 West RF Mar. 13 Provo, Utah
UCLA 108, Wichita State 89 NSF Mar. 19 Portland, Ore.
UCLA 91, Michigan 80 NC Mar. 20 Portland, Ore.

1965-66 (22 teams)

OSU 63, Houston 60 West RSF Mar. 11 Los Angeles, Calif.
UTAH 70, OSU 64 West RF Mar. 12 Los Angeles, Calif.

UTAH 83, Pacific 74 West RSF Mar. 11 Los Angeles, Calif.
UTAH 70, OSU 64 West RF Mar. 12 Los Angeles, Calif.
Texas Western 85, UTAH 78 NSF Mar. 18 College Park, Md.
Duke 79, UTAH 77 N3rd Mar. 19 College Park, Md.
(UTAH not a Conference member at time of game)

1966-67 (23 teams)

UCLA 109, Wyoming 60 West RSF Mar. 17 Corvallis, Ore.
UCLA 80, Pacific 64 West SF Mar. 18 Corvallis, Ore.
UCLA 73, Houston 58 NSF Mar. 24 Louisville, Ky.
UCLA 79, Dayton 64 NC Mar. 25 Louisville, Ky.

1967-68 (23 teams)

UCLA 58, New Mexico State 49 West RSF Mar. 15 Albuquerque, N.M.
UCLA 87, Santa Clara 66 West RF Mar. 16 Albuquerque, N.M.
UCLA 101, Houston 69 NSF Mar. 22 Los Angeles, Calif.
UCLA 78, North Carolina 55 NC Mar. 23 Los Angeles, Calif.

1968-69 (25 teams)

UCLA 53, New Mexico State 38 West RSF Mar. 13 Los Angeles, Calif.
UCLA 90, Santa Clara 52 West SF Mar. 15 Los Angeles, Calif.
UCLA 85, Drake 82 NSF Mar. 20 Louisville, Ky.
UCLA 92, Purdue 72 NC Mar. 22 Louisville, Ky.

Colorado State 64, COLO 56 Midwest RSF Mar. 13 Lawrence, Kan.
COLO 97, Texas A&M 82 Midwest R3rd Mar. 15 Lawrence, Kan.
(COLO not a Conference member at time of game)

1969-70 (25 teams)

UCLA 88, Long Beach State 65.....West RSF.....Mar. 12..... Seattle, Wash.
 UCLA 101, Utah State 79.....West RF.....Mar. 14..... Seattle, Wash.
 UCLA 93, New Mexico State 77.....NSF.....Mar. 19..... College Park, Md.
 UCLA 80, Jacksonville 69.....NC.....Mar. 21..... College Park, Md.

1970-71 (25 teams)

UCLA 91, Brigham Young 73.....West RSF.....Mar. 18.. Salt Lake City, Utah
 UCLA 57, Long Beach State 55.....West RF.....Mar. 20.. Salt Lake City, Utah
 UCLA 68, Kansas 60.....NSF.....Mar. 25.....Houston, Texas
 UCLA 68, Villanova 62.....NC.....Mar. 27.....Houston, Texas

1971-72 (25 teams)

UCLA 90, Weber State 58.....West RSF.....Mar. 18..... Provo, Utah
 UCLA 73, Long Beach State 57.....West RF.....Mar. 20..... Provo, Utah
 UCLA 96, Louisville 77.....NSF.....Mar. 25... Los Angeles, Calif.
 UCLA 81, Florida State 76.....NC.....Mar. 25... Los Angeles, Calif.

1972-73 (25 teams)

UCLA 98, ASU 81.....West RSF.....Mar. 15... Los Angeles, Calif.
 UCLA 54, San Francisco 39.....West RF.....Mar. 17... Los Angeles, Calif.
 UCLA 70, Indiana 69.....NSF.....Mar. 24..... St. Louis, Mo.
 UCLA 87, Memphis State 66.....NC.....Mar. 25..... St. Louis, Mo.

ASU 103, Oklahoma City 78.....West 1st.....Mar. 10..... Logan, Utah
 UCLA 98, ASU 81.....West RSF.....Mar. 15... Los Angeles, Calif.
 (ASU not a Conference member at time of game)

1973-74 (25 teams)

UCLA 111, Dayton 100 (30T).....West RSF.....Mar. 14..... Tucson, Ariz.
 UCLA 83, San Francisco 60.....West RF.....Mar. 15..... Tucson, Ariz.
 N. Car. St. 80, UCLA 77 (20T).....NSF.....Mar. 24.....Greensboro, N.C.
 UCLA 78, Kansas 61.....NC3rd.....Mar. 25.....Greensboro, N.C.

1974-75 (32 teams)

UCLA 103, Michigan 94 (OT).....West 1st.....Mar. 15.....Portland, Ore.
 UCLA 67, Montana 64.....West RSF.....Mar. 20.....Portland, Ore.
 UCLA 89, ASU 75.....West RF.....Mar. 22.....Portland, Ore.
 UCLA 75, Louisville 74 (OT).....NSF.....Mar. 29.....San Diego, Calif.
 UCLA 92, Kentucky 85.....NC.....Mar. 31.....San Diego, Calif.

OSU 78, Middle Tenn. St. 67.....West 1st.....Mar. 15.....Lexington, Ky.
 Indiana 81, OSU 71.....Mideast RSF.....Mar. 20.....Dayton, Ohio
 Central Michigan 88, OSU 87.....Mideast R3rd...Mar. 22.....Tulsa, Okla.

ASU 97, Alabama 94.....West 1st.....Mar. 15.....Tempe, Ariz.
 ASU 84, Nevada-Las Vegas 81.....West RSF.....Mar. 20.....Tempe, Ariz.
 UCLA 89, ASU 75.....West RF.....Mar. 22.....Portland, Ore.
 (ASU not a Conference member at time of game)

1975-76 (32 teams)

UCLA 74, San Diego State 64.....West 1st.....Mar. 13.....Eugene, Ore.
 UCLA 70, Pepperdine 61.....West RSF.....Mar. 20.....Eugene, Ore.
 UCLA 82, ARIZ 66.....West RF.....Mar. 20... Los Angeles, Calif.
 Indiana 65, UCLA 51.....NSF.....Mar. 27.....Philadelphia, Pa.
 UCLA 106, Rutgers 92.....NC3rd.....Mar. 29.....Philadelphia, Pa.

Missouri 69, WASH 67.....Midwest 1st.....Mar. 13.....Lawrence, Kan.

ARIZ 83, Georgetown 76.....West 1st.....Mar. 13.....Tempe, Ariz.
 ARIZ 117, Nev.-L.V. 109 (OT).....West RSF.....Mar. 18.....Tempe, Ariz.
 UCLA 82, ARIZ 66.....West RF.....Mar. 20... Los Angeles, Calif.
 (ARIZ not a Conference member at time of game)

1976-77 (16 teams)

UCLA 87, Louisville 79.....West 1st.....Mar. 12.....Pocatello, Idaho
 Idaho State 76, UCLA 75.....West RSF.....Mar. 17.....Pocatello, Idaho

Southern Illinois 81, ARIZ 77.....Midwest 1st.....Mar. 12.....Omaha, Neb.
 (ARIZ not a Conference member at time of game)

UTAH 72, St. John's 68.....West 1st.....Mar. 12.....Tucson, Ariz.
 UNLV 88, UTAH 83.....West RSF.....Mar. 17.....Provo, Utah
 (UTAH not a Conference member at time of game)

1977-78 (32 teams)

UCLA 83, Kansas 76.....West 1st.....Mar. 11.....Eugene, Ore.
 Arkansas 74, UCLA 70.....West RSF.....Mar. 16.....Eugene, Ore.

UTAH 86, Missouri 79 (20T).....Midwest 1st.....Mar. 12.....Wichita, Kan.
 Notre Dame 69, UTAH 56.....Midwest RSF.....Mar. 17.....Lawrence, Kan.
 (UTAH not a Conference member at time of game)

1978-79 (40 teams)

#1 UCLA 76, #9 Pepperdine 71.....West 2nd.....Mar. 11... Los Angeles, Calif.
 UCLA 99, #4 San Francisco 81.....West RSF.....Mar. 15... Los Angeles, Calif.
 #2 DePaul 95, UCLA 91.....West RF.....Mar. 17.....Provo, Utah

#7 USC 86, #10 Utah State 67.....West 1st.....Mar. 9..... Los Angeles, Calif.
 #2 DePaul 89, USC 78.....West 2nd.....Mar. 11... Los Angeles, Calif.

#9 Pepperdine 92, #8 UTAH 88 (OT).....West 1st.....Mar. 9..... Los Angeles, Calif.
 (UTAH not a Conference member at time of game)

1979-80 (48 teams)

#8 UCLA 87, #9 Old Dominion 74.....West 1st.....Mar. 7.....Tempe, Ariz.
 UCLA 77, #1 DePaul 71.....West 2nd.....Mar. 9.....Tempe, Ariz.
 UCLA 72, #4 Ohio State 68.....West RSF.....Mar. 13.....Tucson, Ariz.
 UCLA 85, #6 Clemson 74.....West RF.....Mar. 15.....Tucson, Ariz.
 UCLA 67, #6 Purdue 62.....NSF.....Mar. 22.....Indianapolis, Ind.
 #2 Louisville 59, UCLA 52.....NC.....Mar. 24.....Indianapolis, Ind.

#5 ASU 99, #12 Loyola Marymount 71 West 1st.....Mar. 7.....Tempe, Ariz.
 #4 Ohio State 89, ASU 75.....West 2nd.....Mar. 9.....Tempe, Ariz.

#10 Lamar 81, #2 OSU 77.....West 2nd.....Mar. 8.....Ogden, Utah

#12 Pennsylvania 62, #5 WSU 55.....Mideast 1st.....Mar. 6... West Lafayette, Ind.

1980-81 (48 teams)

#8 Kansas State 50, #1 OSU 48.....West 2nd.....Mar. 14... Los Angeles, Calif.

#7 Kansas 88, #2 ASU 71.....Midwest 2nd.....Mar. 15.....Wichita, Kan.

#6 Brigham Young 78, #3 UCLA 55.....East 2nd.....Mar. 14.....Providence, R.I.

#3 UTAH 94, #11 Northeastern 69.....West 2nd.....Mar. 15.....El Paso, Texas
 #2 North Carolina 61, UTAH 56.....West RSF.....Mar. 19 Salt Lake City, Utah.\n
 (UTAH not a Conference member at time of game)

1981-82 (48 teams)

#2 OSU 70, #7 Pepperdine 51.....West 2nd.....Mar. 14.....Pullman, Wash.
 OSU 60, #3 Idaho 42.....West RSF.....Mar. 18.....Pullman, Wash.
 #1 Georgetown 69, OSU 45.....West RF.....Mar. 20.....Provo, Utah

#8 Wyoming 61, #9 USC 58.....West 1st.....Mar. 11.....Logan, Utah

1982-83 (48 teams)

#8 WSU 62, #9 Weber State 52.....West 1st.....Mar. 17.....Boise, Idaho
 #1 Virginia 54, WSU 49.....West 2nd.....Mar. 19.....Boise, Idaho

UTAH 67, #2 UCLA 61.....West 2nd.....Mar. 19.....Boise, Idaho

#10 UTAH 52, #7 Illinois 49.....West 1st.....Mar. 17.....Boise, Idaho
 UTAH 67, #2 UCLA 61.....West 2nd.....Mar. 19.....Boise, Idaho
 #6 North Carolina State 75, UTAH 56..West RSF.....Mar. 24.....Ogden, Utah
 (UTAH not a Conference member at time of game)

1983-84 (48 teams)

#6 WASH 64, #11 Nevada-Reno 54.....West 1st.....Mar. 16.....Pullman, Wash
 WASH 80, #3 Duke 78.....West 2nd.....Mar. 23.....Pullman, Wash.
 #10 Dayton 64, WASH 58.....West RSF.....Mar. 23... Los Angeles, Calif.

#11 West Virginia 64, #6 OSU 62.....Mideast 1st.....Mar. 15... Birmingham, Ala.

1984-85 (64 teams)

#9 Illinois State 58, #8 USC 55.....Midwest 1st.....Mar. 14.....Tulsa, Okla.

#12 Kentucky 66, #5 WASH 58.....West 1st.....Mar. 14.. Salt Lake City, Utah

#7 Notre Dame 79, #10 OSU 70.....Southeast 1st...Mar. 14.....Notre Dame, Ind.

#7 Alabama 50, #10 ARIZ 41.....West 1st.....Mar. 15...Albuquerque, N.M.

1985-86 (64 teams)

#8 Auburn 73, #9 ARIZ 63.....West 1st.....Mar. 14... Long Beach, Calif.

#5 Michigan State 72, #12 WASH 70 ..Midwest 1st.....Mar. 14.....Dayton, Ohio



#3 North Carolina 84, #14 UTAH 72 ...West 1st.....Mar. 13.....Ogden, Utah

1986-87 (64 teams)

#4 UCLA 92, #13 Central Michigan 73 West 1st.....Mar. 12.. Salt Lake City, Utah
#12 Wyoming 78, UCLA 68.....West 2ndMar. 14.. Salt Lake City, Utah

#7 UTEP 98, #10 ARIZ 91 (OT)West 1st.....Mar. 14..... Tucson, Ariz.

1987-88 (64 teams)

#1 ARIZ 90, #16 Cornell 50West 1stMar. 18.... Los Angeles, Calif.
ARIZ 84, #8 Seton Hall 55West 2ndMar. 20.... Los Angeles, Calif.
ARIZ 99, #5 Iowa 79West RSFMar. 25..... Seattle, Wash.
ARIZ 70, #2 North Carolina 52.....West RF.....Mar. 27..... Seattle Wash.
#1 Oklahoma 86, ARIZ 78.....NSFApr. 2 Kansas City, Mo.

#5 Louisville 70, #12 OSU 61.....Southeast 1st...Mar. 17..... Atlanta, Ga.

1988-89 (64 teams)

#1 ARIZ 94, #16 Robert Morris 60West 1st.....Mar. 16..... Boise, Idaho
ARIZ 94, #9 Clemson 68.....West 2ndMar. 18..... Boise, Idaho
#4 UNLV 68, ARIZ 67West RSF.....Mar. 23..... Denver, Colo.

#14 Siena 80, #3 STAN 78.....East 1stMar. 16.....Greensboro, N.C.

#7 UCLA 84, #10 Iowa State 74Southeast 1st...Mar. 17..... Atlanta, Ga.
#2 North Carolina 88, UCLA 81Southeast 2nd .Mar. 19..... Atlanta, Ga.

#11 Evansville 94, #6 OSU 90 OTWest 1st.....Mar. 15.. Salt Lake City, Utah

1989-90 (64 teams)

#2 ARIZ 79, #15 South Florida 67.....West 1st.....Mar. 16.... Long Beach, Calif.
#7 Alabama 77, ARIZ 55.....West 2ndMar. 18.... Long Beach, Calif.

#9 CAL 65, #8 Indiana 63.....East 1stMar. 15..... Hartford, Conn.
#1 Connecticut 74, CAL 54.....East 2ndMar. 17..... Hartford, Conn.

#12 Ball State 54, #5 OSU 53West 1st.....Mar. 15.. Salt Lake City, Utah

#7 UCLA 68, #10 UAB 56.....East 1stMar. 16..... Atlanta, Ga.
UCLA 71, #2 Kansas 70.....East 2ndMar. 18..... Atlanta, Ga.
#3 Duke 90, UCLA 81.....East RSF.....Mar. 22..... Atlanta, Ga.

1990-91 (64 teams)

#2 ARIZ 93, St. Francis (Pa.) 80West 1st.....Mar. 14.. Salt Lake City, Utah
ARIZ 76, #10 BYU 61.....West 2ndMar. 16.. Salt Lake City, Utah
#3 Seton Hall 81, ARIZ 77West RSF.....Mar. 21..... Seattle, Wash.

#8 ASU 79, #9 Rutgers 76.....Southeast 1st...Mar. 15..... Atlanta, Ga.
#1 Arkansas 97, ASU 90.....Southeast 2nd .Mar. 17..... Atlanta, Ga.

#13 Penn State 74, #4 UCLA 69East 1stMar. 15.....Syracuse, N.Y.

#7 Florida State 75, #10 USC 72.....Southeast 1st...Mar. 14.....Louisville, Ky.

#4 UTAH 82, #13 South Alabama 72 ..West 1st.....Mar. 15..... Tucson, Ariz.
UTAH 85, #5 Michigan State 84 (2OT) West 2ndMar. 17..... Tucson, Ariz.
#1 UNLV 83, UTAH 66.....West RSF.....Mar. 21..... Seattle, Wash.
(UTAH not a Conference member at time of game)

1991-92 (64 teams)

#14 East Tenn. St. 87, #3 ARIZ 80.....Southeast 1st...Mar. 20..... Atlanta, Ga.

#5 Alabama 80, #12 STAN 75.....Southeast 1st...Mar. 19.....Cincinnati, Ohio

#1 UCLA 73, #16 Robert Morris 53.....West 1st.....Mar. 20..... Tempe, Ariz.
UCLA 85, #8 Louisville 69.....West 2ndMar. 22..... Tempe, Ariz.
UCLA 85, #12 New Mexico State 78.....West RSF.....Mar. 26..... Tempe, Ariz.
#2 Indiana 106, UCLA 79West RF.....Mar. 28..Albuquerque, N.M.

#2 USC 84, #15 La.-Monroe 54Midwest 1stMar. 19.....Milwaukee, Wisc.
#7 Georgia Tech 79, USC 78.....Midwest 2ndMar. 21.....Milwaukee, Wisc.

1992-93 (64 teams)

#15 Santa Clara 64, #2 ARIZ 61.....West 1st.....Mar. 18.. Salt Lake City, Utah

#6 CAL 66, #11 LSU 61Midwest 1stMar. 18..... Chicago, Ill.
CAL 82, #3 Duke 77Midwest 2ndMar. 20..... Chicago, Ill.
#2 Kansas 93, CAL 76Midwest RSF ...Mar. 26..... St. Louis, Mo.

#9 UCLA 81, #8 Iowa State 70West 1st.....Mar. 19..... Tucson, Ariz.
#1 Michigan 86, UCLA 84 (OT)West 2ndMar. 21..... Tucson, Ariz.

#8 UTAH 86, #9 Pittsburgh 65.....Southeast 1st...Mar. 19..... Nashville, Tenn.
#1 Kentucky 83, UTAH 62Southeast 2nd .Mar. 21..... Nashville, Tenn.
(UTAH not a Conference member at time of game)

1993-94 (64 teams)

#2 ARIZ 81, #15 Loyola (Md.) 55.....West 1st.....Mar. 18... Sacramento, Calif.
ARIZ 71, #7 Virginia 58.....West 2ndMar. 20.... Sacramento, Calif.
ARIZ 82, #3 Louisville 70West RSFMar. 24.... Los Angeles, Calif.
ARIZ 92, #1 Missouri 72West RFMar. 26.... Los Angeles, Calif.
#1 Arkansas 91, ARIZ 82NSFApr. 2Charlotte, N.C.

#12 Green Bay 61, #5 CAL 57West 1st.....Mar. 17.....Ogden, Utah

#12 Tulsa 112, #5 UCLA 102.....Midwest 1stMar. 18 Oklahoma City, Okla.

#9 Boston College 67, #8 WSU 64East 1stMar. 18..... Landover, Md.

1994-95 (64 teams)

#12 Miami (Ohio) 71, #5 ARIZ 62Midwest 1stMar. 16..... Dayton, Ohio

#5 ASU 81, #12 Ball State 66Southeast 1st...Mar. 16..... Memphis, Tenn.
ASU 64, #13 Manhattan 54Southeast 1st...Mar. 18..... Memphis, Tenn.
#1 Kentucky 97, ASU 73.....RSFMar. 23.... Birmingham, Ala.

#11 Texas 90, #6 ORE 73West 1st.....Mar. 16.. Salt Lake City, Utah

#10 STAN 70, #7 Charlotte 68East 1stMar. 17.....Albany, N.Y.
#2 Massachusetts 75, STAN 53East 2ndMar. 19.....Albany, N.Y.

#1 UCLA 92, #16 FIU 56West 1st.....Mar. 17..... Boise, Idaho
UCLA 75, #8 Missouri 74West 2ndMar. 19..... Boise, Idaho
UCLA 86, #5 Mississippi State 67.....RSFMar. 23.....Oakland, Calif.
UCLA 102, #2 Connecticut 96.....RFMar. 25.....Oakland, Calif.
UCLA 74, #4 Oklahoma State 61NSFApr. 1 Seattle, Wash.
UCLA 89, #2 Arkansas 78.....NC.....Apr. 3 Seattle, Wash.

#4 UTAH 76, #13 Long Beach St. 64 ..West 1st.....Mar. 17..... Boise, Idaho
#5 Mississippi State 78, UTAH 64West 2ndMar. 19..... Boise, Idaho
(UTAH not a Conference member at time of game)

1995-96 (64 teams)

#3 ARIZ 90, #14 Valparaiso 51West 1st.....Mar. 15..... Tempe, Ariz.
ARIZ 87, #6 Iowa 73West 2ndMar. 17..... Tempe, Ariz.
#2 Kansas 83, ARIZ 80.....RSFMar. 22..... Denver, Colo.

#12 Iowa State 74, #5 CAL 64.....Southeast 1st...Mar. 14..... Dallas, Texas

#9 STAN 66, #8 Bradley 58East 1stMar. 14.....Providence, R.I.
#1 Massachusetts 79, STAN 74East 2ndMar. 16.....Providence, R.I.

#13 Princeton 43, #4 UCLA 41Southeast 1st...Mar. 14.....Indianapolis, Ind.

#4 UTAH 72, #13 Canisius 43.....Midwest 1stMar. 14..... Dallas, Texas
UTAH 73, #5 Iowa State 67.....Midwest 2ndMar. 16..... Dallas, Texas
#1 Kentucky 101, UTAH 70Midwest RSF ...Mar. 21...Minneapolis, Minn.
(UTAH not a Conference member at time of game)

1996-97 (64 teams)

#4 ARIZ 65, #13 South Alabama 57....Southeast 1st...Mar. 13..... Memphis, Tenn.
ARIZ 73, #12 College of Charleston 69 Southeast 2nd .Mar. 15..... Memphis, Tenn.
ARIZ 85, #1 Kansas 82RSFMar. 21.... Birmingham, Ala.
ARIZ 96, #10 Providence 92 (OT)RFMar. 23.... Birmingham, Ala.
ARIZ 66, #1 North Carolina 58.....NSFMar. 29.....Indianapolis, Ind.
ARIZ 84, #1 Kentucky 79 (OT)NC.....Mar. 31.....Indianapolis, Ind.

#5 CAL 55, #12 Princeton 52.....East 1stMar. 13 Winston-Salem, N.C.
CAL 75, #4 Villanova 68East 2ndMar. 15 Winston-Salem, N.C.
#1 North Carolina 63, CAL 57RSFMar. 21.....Syracuse, N.Y.

#6 STAN 80, #11 Oklahoma 67.....West 1st.....Mar. 14..... Tucson, Ariz.
STAN 72, #3 Wake Forest 66West 2ndMar. 16..... Tucson, Ariz.
#2 Utah 82, STAN 77 (OT)RSFMar. 20.....San Jose, Calif.

#2 UCLA 109, #15 Charleston So. 75..Midwest 1stMar. 13.. Auburn Hills, Mich.
UCLA 96, #7 Xavier 83.....Midwest 2ndMar. 15.. Auburn Hills, Mich.
UCLA 74, #6 Iowa State 73 (OT)RSFMar. 20... San Antonio, Texas
#1 Minnesota 80, UCLA 72.....RFMar. 22... San Antonio, Texas

#6 Illinois 90, #11 USC 77Southeast 1st... Mar. 14.....Charlotte, N.C.

#9 COLO 80, #8 Indiana 62 East 1st Mar. 14 Winston-Salem, N.C.
 #1 North Carolina 73, COLO 56..... East 2nd Mar. 16 Winston-Salem, N.C.
 (COLO not a Conference member at time of game)

#2 UTAH 75, #15 Navy 61West 1st..... Mar. 14..... Tucson, Ariz.
 UTAH 77, #7 Charlotte 58..... West 2nd Mar. 26..... Tucson, Ariz.
 UTAH 82, #6 STAN 77 (OT)..... West RSF..... Mar. 20..... San Jose, Calif.
 #1 Kentucky 72, UTAH 59 West RF Mar. 22..... San Jose, Calif.
 (UTAH not a Conference member at time of game)

1997-98 (64 teams)

#1 ARIZ 99, #16 Nicholls State 60West 1st..... Mar. 12... Sacramento, Calif.
 ARIZ 82, #9 Illinois State 49..... West 2nd Mar. 14... Sacramento, Calif.
 ARIZ 87, #4 Maryland 79..... RSF Mar. 19..... Anaheim, Calif.
 #3 Utah 76, ARIZ 51..... RF Mar. 21..... Anaheim, Calif.

#3 STAN 67, #14 Col. of Charleston 57 ..Midwest 1st Mar. 13..... Chicago, Ill.
 STAN 83, #11 Western Michigan 65.....Midwest 2nd.... Mar. 15..... Chicago, Ill.
 STAN 67, #2 Purdue 59..... RSF Mar. 20..... St. Louis, Mo.
 STAN 79, #8 Rhode Island 77 RF Mar. 22..... St. Louis, Mo.
 #2 Kentucky 86, STAN 85 (OT)..... NSF Mar. 28... San Antonio, Texas

#6 UCLA 65, #11 Miami, Fla. 62..... South 1st Mar. 13..... Atlanta, Ga.
 UCLA 85, #3 Michigan 82..... South 2nd..... Mar. 15..... Atlanta, Ga.
 #2 Kentucky 94, UCLA 68..... RSF Mar. 20...St. Petersburg, Fla.

#11 WASH 69, #6 Xavier 68..... East 1st Mar. 12..... Washington, D.C.
 WASH 81, #14 Richmond 66 East 2nd Mar. 14..... Washington, D.C.
 #2 Connecticut 75, WASH 74..... RSF Mar. 19..... Greensboro, N.C.

#3 UTAH 85, #14 San Francisco 68... West 1st..... Mar. 12..... Boise, Idaho
 UTAH 75, #6 Arkansas 69 West 2nd Mar. 14..... Boise, Idaho
 UTAH 65, #10 West Virginia 62 West RSF Mar. 19..... Anaheim Calif.
 UTAH 76, #1 ARIZ 51 West RF Mar. 21..... Anaheim, Calif.
 UTAH 65, #1 North Carolina 59 NSF Mar. 28... San Antonio, Texas
 #2 Kentucky 78, UTAH 69 NC..... Mar. 30... San Antonio, Texas
 (UTAH not a Conference member at time of game)

1998-99 (64 teams)

#13 Oklahoma 61, #4 ARIZ 60..... Midwest 1st Mar. 12..... Milwaukee, Wis.

#2 STAN 69, #15 Alcorn State 57..... West 1st..... Mar. 11..... Seattle, Wash.
 #10 Gonzaga 82, STAN 74..... West 2nd Mar. 13..... Seattle, Wash.

#12 Detroit 56, #5 UCLA 53..... South 1st Mar. 11..... Indianapolis, Ind.

#10 Miami (Ohio) 59, #7 WASH 58Midwest 1st Mar. 12..... New Orleans, La.

#2 UTAH 80, #15 Arkansas State 58...Midwest 1st Mar. 12..... New Orleans, La.
 #10 Miami (Ohio) 66, UTAH 58..... Midwest 2nd Mar. 14..... New Orleans, La.
 (UTAH not a Conference member at time of game)

1999-00 (64 teams)

#1 ARIZ 71, #16 Jackson State 47 West 1st..... Mar. 16.. Salt Lake City, Utah
 #8 Wisconsin 66, ARIZ 59..... West 2nd Mar. 18.. Salt Lake City, Utah

#10 Seton Hall 72, #7 ORE 71 East 1st Mar. 17..... Buffalo, New York

#1 STAN 84, #16 S. Carolina St..... South 1st Mar. 17.... Birmingham, Ala.
 #8 North Carolina 60, STAN 53..... South 2nd..... Mar. 19.... Birmingham, Ala.

#6 UCLA 65, #11 Ball State 57 Midwest 1st Mar. 16... Minneapolis, Minn.
 UCLA 105, #3 Maryland 70..... Midwest 2nd.... Mar. 18... Minneapolis, Minn.
 #2 Iowa State 80, UCLA 56 Midwest RSF ... Mar. 23.. Auburn Hills, Mich.

#8 UTAH 48, #9 Saint Louis 45..... Midwest 1st Mar. 16..... Cleveland, Ohio
 #1 Michigan State 73, UTAH 61..... Midwest 2nd Mar. 17..... Cleveland, Ohio
 (UTAH not a Conference member at time of game)

2000-01 (64 teams)

#2 ARIZ 101, #15 Eastern Illinois 76...Midwest 1st Mar. 16..... Kansas City, Mo.
 ARIZ 73, #10 Butler 52..... Midwest 2nd Mar. 18..... Kansas City, Mo.
 ARIZ 66, #3 Mississippi 56 Midwest RSF ... Mar. 23... San Antonio, Texas
 ARIZ 87, #1 Illinois 81 Midwest RF Mar. 25... San Antonio, Texas
 ARIZ 80, #1 Michigan State 61 NSF Mar. 31... Minneapolis, Minn.
 #1 Duke 82, ARIZ 72..... NC..... Apr. 2 Minneapolis, Minn.

#9 Fresno State 82, #8 CAL 70South 1st Mar. 16..... Memphis, Tenn.

#1 STAN 89, #16 UNC Greensboro 60...West 1st..... Mar. 15..... San Diego, Calif.
 STAN 90, #9 St. Joseph's 83..... West 2nd Mar. 17..... San Diego, Calif.
 STAN 78, #5 Cincinnati 65..... West RSF..... Mar. 22..... Anaheim, Calif.
 #3 Maryland 87, STAN 73..... West RF Mar. 24..... Anaheim, Calif.

#4 UCLA 61, #13 Hofstra 48..... East 1st Mar. 15..... Greensboro, N.C.
 UCLA 75, #12 Utah State 50..... East 2nd Mar. 17..... Greensboro, N.C.
 #1 Duke 76, UCLA 63..... East RSF..... Mar. 22..... Philadelphia, Pa.

#6 USC 69, #11 Oklahoma State 54... East 1st Mar. 15..... Uniondale, N.Y.
 USC 74, #3 Boston College 71 East 2nd Mar. 17..... Uniondale, N.Y.
 USC 80, #2 Kentucky 76..... East RSF Mar. 22..... Philadelphia, Pa.
 #1 Duke 79, USC 69..... East RF Mar. 24..... Philadelphia, Pa.

2001-02 (64 teams)

#3 ARIZ 86, #14 UCSB 811st..... Mar. 14...Albuquerque, N.M.
 ARIZ 68, #11 Wyoming 60.....2nd Mar. 16...Albuquerque, N.M.
 #2 Oklahoma 88, ARIZ 67..... West RSF Mar. 21..... San Jose, Calif.

#6 CAL 82, #11 Pennsylvania 751st..... Mar. 15..... Pittsburgh, Pa.
 #3 Pittsburgh 63, CAL 50.....2nd Mar. 17..... Pittsburgh, Pa.

#2 ORE 81, #15 Montana 621st..... Mar. 14... Sacramento, Calif.
 ORE 92, #7 Wake Forest 872nd Mar. 16... Sacramento, Calif.
 ORE 72, #6 Texas 70 Midwest RSF ... Mar. 22..... Madison, Wisc.
 #1 Kansas 104, ORE 86..... Midwest RF Mar. 23..... Madison, Wisc.

#8 STAN 84, #9 WKU 691st..... Mar. 14... Sacramento, Calif.
 #1 Kansas 86, STAN 632nd Mar. 16... Sacramento, Calif.

#8 UCLA 80, #9 Mississippi 58.....1st..... Mar. 15... Pittsburgh, Penn.
 UCLA 105, #1 Cincinnati 101 (2OT)...2nd Mar. 17... Pittsburgh, Penn.
 #12 Missouri 82, UCLA 73 West RSF Mar. 21..... San Jose, Calif.

#13 UNCW 93, #4 USC 89 (OT).....1st..... Mar. 14... Sacramento, Calif.

#5 Indiana 75, #12 UTAH 56..... South 1st Mar. 14... Sacramento, Calif.
 (UTAH not a Conference member at time of game)

2002-03 (64 teams)

#1 ARIZ 80, #16 Vermont 511st..... Mar. 20.. Salt Lake City, Utah
 ARIZ 96, #9 Gonzaga 95 (2OT).....2nd Mar. 22.. Salt Lake City, Utah
 ARIZ 88, #5 Notre Dame 71..... West RSF Mar. 27..... Anaheim, Calif.
 #2 Kansas 78, Arizona 75 West RF Mar. 29..... Anaheim, Calif.

#10 ASU 84, #7 Memphis 71.....1st..... Mar. 20 Oklahoma City, Okla.
 #2 Kansas 108, ASU 76.....2nd Mar. 22 Oklahoma City, Okla.

#8 CAL 76, #9 NC State 74 (OT)1st..... Mar. 20 Oklahoma City, Okla.
 #1 Oklahoma 74, CAL 652nd Mar. 22 Oklahoma City, Okla.

#9 UTAH 60, #8 ORE 58..... Midwest 1st Mar. 21..... Nashville, Tenn.

#4 STAN 77, #13 San Diego 69.....1st..... Mar. 20..... Spokane, Wash.
 #5 Connecticut 85, STAN 74.....2nd Mar. 22..... Spokane, Wash.

#7 Michigan State 79, #10 COLO 64...1st..... Mar. Mar. 21 Tampa, Fla.

#9 UTAH 60, #8 ORE 58..... Midwest 1st Mar. 21..... Nashville, Tenn.
 #1 Kentucky 74, UTAH 54 Midwest 2nd.... Mar. 23..... Nashville, Tenn.
 (UTAH not a Conference member at time of game)

2003-04 (65 teams)

#8 Seton Hall 80, #9 ARIZ 761st..... Mar. 18..... Raleigh, N.C.

#1 STAN 71, #16 UTSA 451st..... Mar. 18..... Seattle, Wash.
 #8 Alabama 70, STAN 67.....2nd Mar. 20..... Seattle, Wash.

#9 UAB 102, #8 WASH 100.....1st..... Mar. 19..... Columbus, Ohio

#6 Boston College 58, #11 UTAH 51...1st..... Mar. 19..... St. Louis, Mo.
 (UTAH not a Conference member at time of game)

2004-05 (65 teams)

#3 ARIZ 66, #14 Utah State 53.....1st..... Mar. 17..... Boise, Idaho
 ARIZ 85, #11 UAB 63.....2nd Mar. 19..... Boise, Idaho
 ARIZ 79, #2 Oklahoma State 78..... RSF Mar. 24..... Chicago, Ill.
 #1 Illinois 90, ARIZ 89 (OT)..... RF Mar. 26..... Chicago, Ill.



#9 Mississippi State 93, #8 STAN 70...1st.....Mar. 18.....Charlotte, N.C.
 #6 Texas Tech 78, #11 UCLA 66.....1st.....Mar. 17.....Tucson, Ariz.
 #1 WASH 88, #16 Montana 77.....1st.....Mar. 17.....Boise, Idaho
 WASH 97, #8 Pacific 79.....2nd.....Mar. 19.....Boise, Idaho
 #4 Louisville 93, WASH 79.....RSF.....Mar. 24...Albuquerque, N.M.

#6 UTAH 60, #11 UTEP 54.....1st.....Mar. 17.....Tucson, Ariz.
 UTAH 67, #3 Oklahoma 58.....2nd.....Mar. 19.....Tucson, Ariz.
 #2 Kentucky 62, UTAH 52.....RSF.....Mar. 24.....Austin, Texas
 (UTAH not a Conference member at time of game)

2005-06 (65 teams)

#8 ARIZ 94, #9 Wisconsin 75.....1st.....Mar. 17.....Philadelphia, Pa.
 #1 Villanova 82, ARIZ 78.....2nd.....Mar. 19.....Philadelphia, Pa.

#10 NC State 58, #7 CAL 52.....1st.....Mar. 17.....Dallas, Texas

#2 UCLA 78, #15 Belmont 44.....1st.....Mar. 16.....San Diego, Calif.
 UCLA 62, #10 Alabama 59.....2nd.....Mar. 18.....San Diego, Calif.
 UCLA 73, #3 Gonzaga 71.....RSF.....Mar. 23.....Oakland, Calif.
 UCLA 50, #1 Memphis 45.....RF.....Mar. 25.....Oakland, Calif.
 UCLA 59, #4 LSU 45.....NSF.....Apr. 1.....Indianapolis, Ind.
 #3 Florida 73, UCLA 57.....NC.....Apr. 3.....Indianapolis, Ind.

#5 WASH 75, #12 Utah State 61.....1st.....Mar. 16.....San Diego, Calif.
 WASH 67, #4 Illinois 64.....2nd.....Mar. 18.....San Diego, Calif.
 #1 Connecticut 98, WASH 92 (OT).....RSF.....Mar. 24.....Washington, D.C.

2006-07 (65 teams)

#9 Purdue 72, #8 ARIZ 63.....1st.....Mar. 16.....New Orleans, La.

#3 ORE 58, #14 Miami (Ohio) 56.....1st.....Mar. 16.....Spokane, Wash.
 ORE 75, #11 Winthrop 61.....2nd.....Mar. 18.....Spokane, Wash.
 ORE 76, #7 UNLV 72.....RSF.....Mar. 23.....St. Louis, Mo.
 #1 Florida 85, ORE 77.....RF.....Mar. 25.....St. Louis, Mo.

#6 Louisville 78, #11 STAN 58.....1st.....Mar. 15.....Lexington, Ky.

#2 UCLA 70, #15 Weber State 42.....1st.....Mar. 15...Sacramento, Calif.
 UCLA 54, #7 Indiana 49.....2nd.....Mar. 17...Sacramento, Calif.
 UCLA 64, #3 Pittsburgh 55.....RSF.....Mar. 22.....San Jose, Calif.
 UCLA 68, #1 Kansas 55.....RF.....Mar. 24.....San Jose, Calif.
 #1 Florida 76, UCLA 66.....NSF.....Mar. 31.....Atlanta, Ga.

#5 USC 77, #12 Arkansas 60.....1st.....Mar. 16.....Spokane, Wash.
 USC 87, #4 Texas 68.....2nd.....Mar. 18.....Spokane, Wash.
 #1 North Carolina 74, USC 64.....RSF.....Mar. 23 East Rutherford, N.J.

#3 WSU 70, #14 Oral Roberts 54.....1st.....Mar. 15...Sacramento, Calif.
 #6 Vanderbilt 78, WSU 74 (2OT).....2nd.....Mar. 17...Sacramento, Calif.

2007-08 (65 teams)

#7 West Virginia 75, #10 ARIZ 65.....1st.....Mar. 20.....Washington, D.C.

#8 Mississippi State 76, #9 ORE 69.....1st.....Mar. 21.....Little Rock, Ark.

#3 STAN 77, #14 Cornell 53.....1st.....Mar. 20.....Anaheim, Calif.
 STAN 82, #6 Marquette 81.....2nd.....Mar. 22.....Anaheim, Calif.
 #2 Texas 82, STAN 62.....RSF.....Mar. 28.....Houston, Texas

#1 UCLA 70, #16 Miss. Valley 29.....1st.....Mar. 20.....Anaheim, Calif.
 UCLA 51, #9 Texas A&M 49.....2nd.....Mar. 22.....Anaheim, Calif.
 UCLA 88, #12 Western Kentucky 27...RSF.....Mar. 27.....Phoenix, Ariz.
 UCLA 76, #3 Xavier 57.....RF.....Mar. 29.....Phoenix, Ariz.
 #1 Memphis 78, UCLA 63.....NSF.....Apr. 5.....San Antonio, Texas

#11 Kansas State 80, #6 USC 67.....1st.....Mar. 20.....Omaha, Neb.

#4 WSU 71, #13 Winthrop 40.....1st.....Mar. 20.....Denver, Colo.
 WSU 61, #5 Notre Dame 41.....2nd.....Mar. 22.....Denver, Colo.
 #1 North Carolina 68, WSU 47.....RSF.....Mar. 27.....Charlotte, N.C.

2008-09 (65 teams)

#12 ARIZ 84, #5 Utah 71.....1st.....Mar. 20.....Miami, Fla.
 ARIZ 71, #13 Cleveland State 57.....2nd.....Mar. 22.....Miami, Fla.
 #1 Louisville 103, ARIZ 64.....RSF.....Mar. 27.....Indianapolis, Ind.

#6 ASU 66, #11 Temple 57.....1st.....Mar. 20.....Miami, Fla.
 #3 Syracuse 78, ASU 67.....2nd.....Mar. 22.....Miami, Fla.

#10 Maryland 84, #7 CAL 71.....1st.....Mar. 19.....Kansas City, Mo.

#6 UCLA 65, #11 VCU 64.....1st.....Mar. 19.....Philadelphia, Pa.
 #3 Villanova 89, UCLA 69.....2nd.....Mar. 21.....Philadelphia, Pa.

#10 USC 72, #7 Boston College 55.....1st.....Mar. 20...Minneapolis, Minn.
 #2 Michigan State, 74, USC 69.....2nd.....Mar. 22...Minneapolis, Minn.

#4 WASH 71, #13 Mississippi State 58 1st.....Mar. 19.....Portland, Ore.
 #5 Purdue 76, WASH 74.....2nd.....Mar. 21.....Portland, Ore.

#12 ARIZ 84, #5 UTAH 71.....1st.....Mar. 20.....Miami, Fla.
 (UTAH not a Conference member at time of game)

2009-10 (65 teams)

#8 CAL 77, #9 Louisville 62.....1st.....Mar. 19.....Jacksonville, Fla.
 #1 Duke 68, California 53.....2nd.....Mar. 21.....Jacksonville, Fla.

#11 WASH 80, #6 Marquette 78.....1st.....Mar. 18.....San Jose, Calif.
 WASH 82, #3 New Mexico 64.....2nd.....Mar. 20.....San Jose, Calif.
 #2 West Virginia 69, WASH 56.....RSF.....Mar. 25.....Syracuse, N.Y.

2010-11 (68 teams)

#5 ARIZ 77, #12 Memphis 75.....2nd.....Mar. 18.....Tulsa, Okla.
 ARIZ 70, #4 Texas 69.....3rd.....Mar. 19.....Tulsa, Okla.
 ARIZ 93, #1 Duke 77.....RSF.....Mar. 24.....Anaheim, Calif.
 #3 Connecticut 65, ARIZ 63.....RF.....Mar. 26.....Anaheim, Calif.

#7 UCLA 78, #10 Michigan State 76...2nd.....Mar. 17.....Tampa, Fla.
 #2 Florida 73, UCLA 65.....3rd.....Mar. 19.....Tampa, Fla.

#11 VCU 73, #11 USC 65.....1st.....Mar. 16.....Dayton, Ohio

#7 WASH 68, #10 Georgia 65.....2nd.....Mar. 18.....Charlotte, N.C.
 #2 North Carolina 86, WASH 83.....3rd.....Mar. 20.....Charlotte, N.C.

2011-12 (68 teams)

#12 South Florida 65, #12 CAL 54.....1st.....Mar. 14.....Dayton, Ohio

#11 COLO 68, #6 UNLV 64.....2nd.....Mar. 15...Albuquerque, N.M.
 #3 Baylor 80, COLO 63.....3rd.....Mar. 17...Albuquerque, N.M.

2012-13 (68 teams)

#6 ARIZ 81, #11 Belmont 64.....2nd.....Mar. 21...Salt Lake City, Utah
 ARIZ 74, #14 Harvard 51.....3rd.....Mar. 23...Salt Lake City, Utah
 #2 Ohio State 73, ARIZ 70.....RSF.....Mar. 28...Los Angeles, Calif.

#12 CAL 64, #5 UNLV 61.....2nd.....Mar. 21.....San Jose, Calif.
 #4 Syracuse 66, CAL 60.....3rd.....Mar. 23.....San Jose, Calif.

#7 Illinois 57, #10 COLO 49.....2nd.....Mar. 22.....Austin, Texas

#12 ORE 60, #5 Oklahoma State 55...2nd.....Mar. 21.....San Jose, Calif.
 ORE 74, #4 Saint Louis 57.....3rd.....Mar. 23.....San Jose, Calif.
 #1 Louisville 77, ORE 69.....RSF.....Mar. 28.....Indianapolis, Ind.

#11 Minnesota 83, #6 UCLA 63.....2nd.....Mar. 22.....Austin, Texas

2013-14 (68 teams)

#1 ARIZ 68, #16 Weber State 59.....2nd.....Mar. 21.....San Diego, Calif.
 ARIZ 84, #8 Gonzaga 61.....3rd.....Mar. 23.....San Diego, Calif.
 ARIZ 70, #4 San Diego State 64.....RSF.....Mar. 27.....Anaheim, Calif.
 #2 Wisconsin 64, ARIZ 63 (OT).....RF.....Mar. 29.....Anaheim, Calif.

#7 Texas 87, #10 ASU 85.....2nd.....Mar. 20.....Milwaukee, Wis.

#9 Pittsburgh 77, #8 COLO 48.....2nd.....Mar. 20.....Orlando, Fla.

#7 ORE 87, #10 BYU 68.....2nd.....Mar. 20.....Milwaukee, Wis.
 #2 Wisconsin 85, ORE 77.....3rd.....Mar. 22.....Milwaukee, Wis.

#10 STAN 58, #7 New Mexico 53.....2nd.....Mar. 21.....St. Louis, Mo.
 STAN 60, #2 Kansas 57.....3rd.....Mar. 23.....St. Louis, Mo.
 #11 Dayton 72, STAN 82.....RSF.....Mar. 27.....Memphis, Tenn.

#4 UCLA 76, #13 Tulsa 59.....2ndMar. 21..... San Diego, Calif.
 UCLA 77, #12 Stephen F. Austin 60.....3rdMar. 23..... San Diego, Calif.
 #1 Florida 79, UCLA 68RSFMar. 27..... Memphis, Tenn.

2014-15 (68 teams)

#2 ARIZ 93, #15 Texas Southern 72....2ndMar. 19.....Portland, Ore.
 ARIZ 73, #10 Ohio State 583rdMar. 21.....Portland, Ore.
 ARIZ 68, #6 Xavier 60.....RSFMar. 26..... Los Angeles, Calif.
 #1 Wisconsin 85, ARIZ 78.....RFMar. 28..... Los Angeles, Calif.

#8 ORE 79, #9 Oklahoma State 73.....2ndMar. 20.....Omaha, Neb.
 #1 Wisconsin 72, ORE 653rdMar. 22.....Omaha, Neb.

#11 UCLA 60, #6 SMU 592ndMar. 19.....Louisville, Ky.
 UCLA 92, #14 UAB 75.....3rdMar. 21.....Louisville, Ky.
 #2 Gonzaga 74, UCLA 62.....RSFMar. 27.....Houston, Texas

#5 UTAH 57, #12 Stephen F. Austin 50.....2ndMar. 21.....Portland, Ore.
 UTAH 75, #4 Georgetown 643rdMar. 23.....Portland, Ore.
 #1 Duke 63, UTAH 57RSFMar. 27.....Houston, Texas

2015-16 (68 teams)

#11 Wichita State 65, #6 ARIZ 551st.....Mar. 17.....Providence, R.I.

#12 Hawai'i 77, #4 CAL 661st.....Mar. 18..... Spokane, Wash.

#9 Connecticut 74, #8 COLO 67.....1st.....Mar. 17..... Des Moines, Iowa

#1 ORE 91, #16 Holy Cross 52.....1st.....Mar. 18..... Spokane, Wash.
 ORE 69, #8 Saint Joseph's 642ndMar. 20..... Spokane, Wash.
 ORE 82, #4 Duke 68.....RSFMar. 24..... Anaheim, Calif.
 #2 Oklahoma 80, ORE 68RFMar. 26..... Anaheim, Calif.

#10 VCU 75, #7 OSU 671st.....Mar. 18.....Oklahoma City, Okla.

#9 Providence 70, #8 USC 69.....1st.....Mar. 17.....Raleigh, N.C.

#3 UTAH 80, #14 Fresno State 691st.....Mar. 17..... Denver, Colo.
 #11 Gonzaga 82, UTAH 592ndMar. 19..... Denver, Colo.

2016-17 (68 teams)

#2 ARIZ 100, North Dakota 82.....1st.....Mar. 16.. Salt Lake City, Utah
 ARIZ 69, #7 St. Mary's (Calif.) 602ndMar. 18.. Salt Lake City, Utah
 #11 Xavier 73, ARIZ 71.....RSFMar. 23.....San Jose, Calif.

#3 ORE 83, #14 Iona 771st.....Mar. 17.... Sacramento, Calif.
 ORE 75, #11 Rhode Island 72.....2ndMar. 19.... Sacramento, Calif.
 ORE 69, #7 Michigan 68.....RSFMar. 23..... Kansas City, Mo.
 ORE 74, #1 Kansas 60.....RFMar. 25..... Kansas City, Mo.
 #1 North Carolina 77, ORE 76.....NSFApr. 1Glendale, Ariz.

#3 UCLA 97, #14 Kent State 801st.....Mar. 17.... Sacramento, Calif.
 UCLA 79, #6 Cincinnati 672ndMar. 19.... Sacramento, Calif.
 #2 Kentucky 86, UCLA 75.....RSFMar. 24..... Memphis, Tenn.

#11 USC 75, #11 Providence 71First FourMar. 15..... Dayton, Ohio
 USC 66, #6 SMU 651st.....Mar. 17..... Tulsa, Okla.
 #3 Baylor 82, USC 782ndMar. 19..... Tulsa Okla.

2017-18 (68 teams)

#11 Syracuse 60, #11 ASU 56First FourMar. 14..... Dayton, Ohio

#13 Buffalo 89, #4 ARIZ 681st.....Mar. 15..... Boise, Idaho

#11 St. Bonaventure 65, #11 UCLA 58First FourMar. 13..... Dayton, Ohio

2018-19 (68 teams)

#11 ASU 74, #11 St. John's 65First FourMar. 20..... Dayton, Ohio
 #6 Buffalo 91, ASU 741st.....Mar. 22..... Tulsa, Okla.

#12 ORE 72, #5 Wisconsin 541st.....Mar. 22..... San Jose, Calif.
 ORE 73, #13 UC Irvine 54.....2ndMar. 24..... San Jose, Calif.
 #1 Virginia 53, ORE 49.....RSFMar. 28..... Louisville, Ky.

#9 WASH 78, #8 Utah State 611st.....Mar. 22.....Columbus, Ohio
 #1 North Carolina 81, WASH 592ndMar. 24.....Columbus, Ohio

NCAA CHAMPIONS FROM THE PAC-12 (16)

1938-39 Oregon
 1941-42 Stanford
 1943-44 Utah
 1958-59 California
 1963-64 UCLA
 1964-65 UCLA
 1966-67 UCLA
 1967-68 UCLA
 1968-69 UCLA
 1969-70 UCLA
 1970-71 UCLA
 1971-72 UCLA
 1972-73 UCLA
 1974-75 UCLA
 1994-95 UCLA
 1996-97 Arizona

NCAA No. 1 SEEDS (16) (seeding started in 1979):

1979 - UCLA
 1981 - Oregon State
 1988 - Arizona
 1989 - Arizona
 1992 - UCLA
 1995 - UCLA
 1998 - Arizona
 2000 - Arizona, Stanford
 2001 - Stanford
 2003 - Arizona
 2004 - Stanford
 2005 - Washington
 2008 - UCLA
 2014 - Arizona
 2016 - Oregon

NCAA SWEET 16 FROM THE PAC-12 (63) (since 1979):

1979 - UCLA
 1980 - UCLA
 1982 - Oregon State
 1983 - Utah*
 1984 - Washington
 1988 - Arizona
 1989 - Arizona
 1990 - UCLA
 1991 - Arizona, Utah*
 1992 - UCLA
 1993 - California
 1994 - Arizona
 1995 - Arizona State, UCLA
 1996 - Arizona, Utah*
 1997 - Arizona, California, Stanford, UCLA, Utah*
 1998 - Arizona, Stanford, UCLA, Utah*, Washington
 2000 - UCLA
 2001 - Arizona, Stanford, UCLA, USC
 2002 - Arizona, Oregon, UCLA
 2003 - Arizona
 2005 - Arizona, Utah*, Washington
 2006 - UCLA, Washington
 2007 - Oregon, UCLA, USC
 2008 - Stanford, UCLA, Washington State
 2009 - Arizona
 2010 - Washington
 2011 - Arizona
 2013 - Arizona, Oregon
 2014 - Arizona, Stanford, UCLA
 2015 - Arizona, UCLA, Utah
 2016 - Oregon
 2017 - Arizona, Oregon, UCLA
 2019 - Oregon

* - Utah not a member of Pac-12 at time of Sweet Sixteen appearance

NCAA ELITE EIGHT FROM THE PAC-12 (26) (since 1979):

1980 - UCLA
 1988 - Arizona
 1992 - UCLA
 1994 - Arizona
 1995 - UCLA
 1997 - Arizona, UCLA, Utah*
 1998 - Arizona, Stanford, Utah*
 2001 - Arizona, Stanford, USC
 2002 - Oregon
 2003 - Arizona
 2005 - Arizona
 2006 - UCLA
 2007 - Oregon, UCLA
 2008 - UCLA
 2011 - Arizona
 2014 - Arizona
 2015 - Arizona
 2016 - Oregon
 2017 - Oregon

* - Utah not a member of Pac-12 at time of Elite Eight appearance

NCAA FINAL FOUR FROM THE PAC-12 (12) (since 1979):

1980 - UCLA
 1988 - Arizona
 1994 - Arizona
 1995 - UCLA
 1997 - Arizona
 1998 - Stanford, Utah*
 2001 - Arizona
 2006 - UCLA
 2007 - UCLA
 2008 - UCLA
 2017 - Oregon

* - Utah not a member of Pac-12 at time of Final Four appearance




YEAR	TEAM	W-L	FIN.	YEAR	TEAM	W-L	FIN.	YEAR	TEAM	W-L	FIN.	YEAR	TEAM	W-L	FIN.
1938-39	ORE	3-0	1st	1978-79	#1 UCLA	2-1		1997-98	#1 ARIZ	3-1		2011-12	#12 CAL	0-1	
1939-40	USC	1-1	3rd tie		#7 USC	1-1			#3 STAN	4-1	3rd tie		#11 COLO	1-1	
	COLO	0-2			#8 UTAH	0-1			#6 UCLA	2-1		2012-13	#6 ARIZ	2-1	
1940-41	WSU	2-1	2nd	1979-80	#5 ASU	1-1			#3 UTAH	5-1	2nd		#12 CAL	1-1	
1941-42	COLO	1-1			#2 OSU	0-1*			#11 WASH	2-1			#10 COLO	0-1	
	STAN	3-0	1st		#8 UCLA	5-1	2nd*	1998-99	#4 ARIZ	0-1*			#12 ORE	2-1	
1942-43	WASH	0-2			#5 WSU	0-1			#2 STAN	1-1			#6 UCLA	0-1	
1943-44	UTAH	3-0	1st	1980-81	#2 ASU	0-1			#5 UCLA	0-1*		2013-14	#1 ARIZ	3-1	
1944-45	ORE	1-1			#1 OSU	0-1*			#2 UTAH	1-1			#10 ASU	0-1	
	UTAH	0-2			#3 UCLA	0-1			#7 WASH	0-1			#8 COLO	0-1	
1945-46	COLO	1-1			#3 UTAH	1-1		1999-00	#1 ARIZ	1-1			#7 ORE	1-1	
	CAL	1-2	4th	1981-82	#2 OSU	2-1*			#7 ORE	0-1			#10 STAN	2-1	
1946-47	OSU	1-1			#9 USC	0-1			#1 STAN	1-1			#4 UCLA	2-1	
1947-48	WASH	1-1		1982-83	#2 UCLA	0-1			#6 UCLA	2-1		2014-15	#2 ARIZ	3-1	
1948-49	OSU	1-2	4th		#10 UTAH	2-1			#8 UTAH	1-1			#8 ORE	1-1	
1949-50	UCLA	0-2			#8 WSU	1-1		2000-01	#2 ARIZ	5-1	2nd		#11 UCLA	2-1	
1950-51	ARIZ	0-1		1983-84	#6 OSU	0-1			#8 CAL	0-1			#5 UTAH	2-1	
	WASH	1-1			#6 WASH	2-1			#1 STAN	3-1		2015-16	#6 ARIZ	0-1	
1951-52	UCLA	0-2		1984-85	#10 ARIZ	0-1			#4 UCLA	2-1			#4 CAL	0-1	
1952-53	WASH	3-1	3rd		#10 OSU	0-1			#6 USC	3-1			#8 COLO	0-1	
1953-54	COLO	0-2			#8 USC	0-1		2001-02	#3 ARIZ	2-1			#1 ORE	3-1	
	USC	2-2	4th		#5 WASH	0-1			#6 CAL	1-1			#7 OSU	0-1	
1954-55	COLO	3-1		1985-86	#9 ARIZ	0-1			#2 ORE	3-1			#8 USC	0-1	
	OSU	1-1			#14 UTAH	0-1			#8 STAN	1-1			#3 UTAH	1-1	
	UTAH	1-1			#12 WASH	0-1			#8 UCLA	2-1		2016-17	#2 ARIZ	2-1	
1955-56	UCLA	1-1		1986-87	#10 ARIZ	0-1			#4 USC	0-1			#3 ORE	4-1	
	UTAH	1-1			#4 UCLA	1-1			#12 UTAH	0-1			#3 UCLA	2-1	
1956-57	CAL	1-1		1987-88	#1 ARIZ	4-1	3rd tie	2002-03	#1 ARIZ	3-1			#11 USC	2-1	
1957-58	CAL	1-1			#12 OSU	0-1			#10 ASU	1-1		2017-18	#4 ARIZ	0-1	
1958-59	CAL	4-0	1st	1988-89	#1 ARIZ	2-1			#8 CAL	1-1			#11 ASU	0-1	
	UTAH	0-2			#6 OSU	0-1			#10 COLO	0-1			#11 UCLA	0-1	
1959-60	CAL	4-1	2nd		#3 STAN	0-1			#8 ORE	0-1		2018-19	#11 ASU	1-1	
	ORE	2-1			#7 UCLA	1-1			#4 STAN	1-1			#12 ORE	2-1	
	USC	0-1			#2 ARIZ	1-1			#9 UTAH	1-1			#9 WASH	1-1	
	UTAH	2-1		1989-90	#9 CAL	1-1		2003-04	#9 ARIZ	0-1					
1960-61	ASU	2-1			#5 OSU	0-1			#1 STAN	1-1					
	ORE	0-1			#7 UCLA	2-1			#11 UTAH	0-1					
	USC	1-2		1990-91	#2 ARIZ	2-1			#8 WASH	0-1					
	UTAH	2-2	4th		#8 ASU	1-1		2004-05	#3 ARIZ	3-1					
1961-62	ASU	0-1			#4 UCLA	0-1			#8 STAN	0-1					
	COLO	1-1			#10 USC	0-1			#11 UCLA	0-1					
	OSU	2-1			#4 UTAH	2-1			#6 UTAH	2-1					
	UCLA	2-2	4th	1991-92	#3 ARIZ	0-1			#1 WASH	2-1					
1962-63	ASU	2-1			#12 STAN	0-1		2005-06	#8 ARIZ	1-1					
	COLO	1-1			#1 UCLA	3-1			#7 CAL	0-1					
	OSU	3-2	4th		#2 USC	1-1			#2 UCLA	5-1	2nd				
	UCLA	0-2		1992-93	#2 ARIZ	0-1			#5 WASH	2-1					
1963-64	ASU	0-1			#6 CAL	2-1		2006-07	#8 ARIZ	0-1					
	OSU	0-1			#9 UCLA	1-1			#3 ORE	3-1					
	UCLA	4-0	1st		#8 UTAH	1-1			#11 STAN	0-1					
1964-65	UCLA	4-0	1st	1993-94	#2 ARIZ	4-1	3rd tie		#2 UCLA	4-1	3rd tie				
1965-66	OSU	1-1			#5 CAL	0-1			#5 USC	2-1					
	UTAH	2-2	4th		#5 UCLA	0-1			#3 WSU	1-1					
1966-67	UCLA	4-0	1st		#8 WSU	0-1		2007-08	#10 ARIZ	0-1*					
1967-68	UCLA	4-0	1st	1994-95	#1 UCLA	6-0	1st		#9 ORE	0-1					
1968-69	COLO	1-1			#5 ARIZ	0-1			#3 STAN	2-1					
	UCLA	4-0	1st		#5 ASU	2-1*			#1 UCLA	4-1	3rd tie				
1969-70	UCLA	4-0	1st		#6 ORE	0-1			#6 USC	0-1*					
1970-71	UCLA	4-0	1st		#10 STAN	1-1			#4 WSU	2-1					
1971-72	UCLA	4-0	1st		#4 UTAH	1-1		2008-09	#12 ARIZ	2-1					
1972-73	ASU	1-1		1995-96	#3 ARIZ	2-1			#6 ASU	1-1					
	UCLA	4-0	1st		#9 STAN	1-1			#7 CAL	0-1					
1973-74	UCLA	2-1	3rd		#12 CAL	0-1*			#6 UCLA	1-1					
1974-75	ASU	2-1			#4 UCLA	0-1			#10 USC	1-1					
	OSU	1-2			#4 UTAH	2-1			#5 UTAH	0-1					
	UCLA	5-0	1st	1996-97	#4 ARIZ	6-0	1st		#4 WASH	1-1					
1975-76	ARIZ	2-1			#5 CAL	2-1		2009-10	#8 CAL	1-1					
	UCLA	4-1	3rd		#9 COLO	1-1			#11 WASH	2-1					
	WASH	0-1			#6 STAN	2-1		2010-11	#5 ARIZ	3-1					
1976-77	ARIZ	0-1			#2 UCLA	3-1			#7 UCLA	1-1					
	UCLA	1-1			#11 USC	0-1			#11 USC	0-1					
	UTAH	1-1			#2 UTAH	3-1			#7 WASH	1-1					
1977-78	UCLA	1-1													
	UTAH	1-1													

* - Record and finish later vacated

The Pac-12 has had considerable success in the National Invitation Tournament (NIT), as five current members have captured the NIT crown - Colorado (1940), Utah (1947), UCLA (1985), Stanford (1991, 2012, 2015) and California (1999). Colorado also finished second in 1938, as did Utah in 1974 and 2018. Meanwhile third-place finishes were turned in by Oregon in 1975 and 2004, Colorado in 1991 and 2011, Utah in 1992, Washington in 2012 and Washington State in 2011. The league now stands at 109-90 (.548) in America's original postseason tourney. The records of all Pac-12 members in the NIT:

School (Seasons)	Yrs	W-L	PCT	1st	2nd	3rd	4th
Arizona (1946, 50-51, 12)	4	0-4	.000	0	0	0	0
Arizona State (1983, 90, 92-94, 98, 00, 02, 05, 08, 10, 13, 15)	13	7-13	.350	0	0	0	0
California (1986-87, 89, 99-00, 08, 11, 14, 17)	9	14-8	.636	1	0	0	0
Colorado (1938, 40, 91, 95, 99-00, 04, 06, 11, 17, 19)	11	14-10	.583	1	1	2	0
Oregon (1975-77, 84, 88, 90, 97, 99, 04, 12, 18)	11	14-12	.538	0	0	2	1
Oregon State (1979, 83, 87, 05)	4	3-4	.429	0	0	0	0
Stanford (1988, 90-91, 94, 06, 12-13, 15, 18)	9	19-6	.760	3	0	0	0
UCLA (1985-86)	2	5-1	.833	1	0	0	0
USC (1973, 93-94, 99, 18)	5	3-5	.375	0	0	0	0
Utah (1944, 47, 49, 57-58, 70, 74, 87-88, 92, 01, 14, 17-18)	14	15-13	.536	1	2	1	0
Washington (1980, 82, 87, 96-97, 12-13, 16, 18)	9	8-9	.471	0	0	1	0
Washington State (1992, 95-96, 09, 11)	5	7-5	.500	0	0	1	0
TOTALS		109-90	.548	7	3	7	1



Note: Arizona (0-3), Colorado (12-8), and Utah (11-10) combined to post a 23-21 record while not Conference members. Thus, Pac-12 representatives' record in the NIT is now 76-63 (.547). Pac-12 members also combine for a 103-82 (.557) record in NIT games which did not match two Conference members.

YEARLY NIT RESULTS
(Pac-12 schools only – Field size in parenthesis)

1937-38
 COLO 48, New York University 47Semi.....Mar. 14..... New York, N.Y.
 Temple 60, COLO 34.....Champ.....Mar. 16..... New York, N.Y.
 (COLO not Pac-12 member at time of game)

1939-40
 COLO 52, DePaul 37Semi.....Mar. 13..... New York, N.Y.
 COLO 51, Duquesne 40Champ.....Mar. 14..... New York, N.Y.
 (COLO not Conference member at time of game)

1943-44
 Kentucky 46, UTAH 381st.....Mar. 20..... New York, N.Y.
 (UTAH not Conference member at time of game)

1945-46 (8 teams)
 Kentucky 77, ARIZ 53.....1st.....n/a..... New York, N.Y.
 (ARIZ not Conference member at time of game)

1946-47 (12 teams)
 UTAH 45, Duquesne 441st.....Mar. 17..... New York, N.Y.
 UTAH 64, West Virginia 62Semi.....Mar. 19..... New York, N.Y.
 UTAH 49, Kentucky 45Champ.....Mar. 24..... New York, N.Y.
 (UTAH not Conferencemember at time of game)

1948-49 (12 teams)
 San Francisco 64, UTAH 631st.....Mar. 15..... New York, N.Y.
 (UTAH not Conference member at time of game)

1949-50 (12 teams)
 LaSalle 72, ARIZ 661st.....n/a..... New York, N.Y.
 (ARIZ not Conference member at time of game)

1950-51 (12 teams)
 Dayton 74, ARIZ 681st.....n/a..... New York, N.Y.
 (ARIZ not Conference member at time of game)

1956-57
 Memphis State 77, UTAH 75.....1st.....Mar. 16..... New York, N.Y.
 (UTAH not Conference member at time of game)

1957-58
 St. John's 71, UTAH 70.....1st.....Mar. 15..... New York, N.Y.
 (UTAH not Conference member at time of game)

1969-70 (16 teams)
 UTAH 78, Duke 751st.....Mar. 14..... New York, N.Y.
 Marquette 83, UTAH 63.....2nd.....Mar. 17..... New York, N.Y.
 (UTAH not Conference member at time of game)

1972-73 (16 teams)
 Notre Dame 69, USC 651st.....n/a..... New York, N.Y.

1973-74 (16 teams)
 UTAH 102, Rutgers 89.....1st.....Mar. 17..... New York, N.Y.
 UTAH 92, Memphis 782nd.....Mar. 21..... New York, N.Y.
 UTAH 117, Boston College 93.....Semi.....Mar. 23..... New York, N.Y.
 Purdue 87, UTAH 81Champ.....Mar. 24..... New York, N.Y.
 (UTAH not Conference member at time of game)

1974-75 (16 teams)
 ORE 85, St. Peter's 791st.....Mar. 16..... New York, N.Y.
 ORE 68, Oral Roberts 59.....2nd.....Mar. 20..... New York, N.Y.
 Princeton 58, ORE 57Semi.....Mar. 22..... New York, N.Y.
 ORE 80, St. John's 78Consolation.....Mar. 23..... New York, N.Y.

1975-76 (16 teams)
 N. Car.-Charlotte 79, ORE 721st.....n/a..... New York, N.Y.

1976-77 (16 teams)
 ORE 90, Oral Roberts 89.....1st.....n/a..... New York, N.Y.
 St. Bonaventure 76, ORE 732nd.....n/a..... New York, N.Y.

1978-79 (24 teams)
 Nevada 62, OSU 61 (20T)1st.....n/a..... Corvallis, Ore.

1979-80 (32 teams)
 Nevada-Las Vegas 93, WASH 731st.....Mar. 7..... Las Vegas, Nev.

1981-82 (32 teams)
 WASH 66, Brigham Young 63.....1st.....Mar. 10..... Provo, Utah
 Texas A&M 69, WASH 65.....2nd.....Mar. 15..... Seattle, Wash.

1982-83 (32 teams)
 OSU 77, Idaho 591st.....n/a..... Corvallis, Ore.
 OSU 88, New Orleans 712nd.....n/a..... Corvallis, Ore.
 Fresno State 76, OSU 67.....Semi.....n/a..... Corvallis, Ore.

ASU 87, Cal State Fullerton 831st.....n/a..... Tempe, Ariz.
 Texas Christian 78, ASU 76.....2nd.....n/a..... Tempe, Ariz.

1983-84 (32 teams)
 Santa Clara 66, ORE 531st.....Mar. 15..... Eugene, Ore.

1984-85 (32 teams)
 UCLA 78, Montana 471st.....Mar. 13.... Los Angeles, Calif.
 UCLA 82, Nebraska 632nd.....Mar. 19.... Los Angeles, Calif.
 UCLA 53, Fresno State 43.....3rd.....Mar. 23.... Los Angeles, Calif.
 UCLA 75, Louisville 66.....Semi.....Mar. 27..... New York, N.Y.
 UCLA 65, Indiana 62Champ.....Mar. 29..... New York, N.Y.

1985-86 (32 teams)
 Loyola Marymount 80, CAL 751st.....Mar. 13..... Berkeley, Calif.

UC Irvine 80, UCLA 74.....1st.....Mar. 13.... Los Angeles, Calif.



1986-87 (32 teams)

WASH 98, Montana St. 90 (OT).....1st..... Mar. 11.....Bozeman, Mont.
WASH 73, Boise State 68.....2nd..... Mar. 16..... Seattle, Wash.
Nebraska 81, WASH 76.....3rd..... Mar. 21..... Lincoln, Neb.

CAL 72, Cal St. Full. 68 (OT).....1st..... Mar. 13..... Berkeley, Calif.
CAL 65, OSU 62.....2nd..... Mar. 17..... Corvallis, Ore.
Arkansas-Little Rock 80, CAL 73.....3rd..... Mar. 21..... Little Rock, Ark.

OSU 85, New Mexico 82.....1st..... Mar. 11...Albuquerque, N.M.
CAL 65, OSU 62.....2nd..... Mar. 17..... Corvallis, Ore.

Boise State 62, UTAH 61.....1st..... Mar. 11..... Boise, Idaho
(UTAH not Conference member at time of game)

1987-88 (32 teams)

ORE 81, Santa Clara 65.....1st..... Mar. 17..... Eugene, Ore.
New Mexico 78, ORE 59.....2nd..... Mar. 22...Albuquerque, N.M.

STAN 80, Long Beach State 77.....1st..... Mar. 17.....Stanford, Calif.
Arkansas State 60, STAN 59.....2nd..... Mar. 22.....Stanford, Calif.

Evansville 66, UTAH 55.....1st..... Mar. 17..... Evansville, Ind.
(UTAH not Conference member at time of game)

1988-89 (32 teams)

CAL 73, Hawaii 57.....1st..... Mar. 16..... Berkeley, Calif.
Connecticut 73, CAL 72.....2nd..... Mar. 20..... Hartford, Conn.

1989-90 (32 teams)

Long Beach State 86, ASU 71.....1st..... Mar. 16..... Tempe, Ariz.

New Mexico 89, ORE 78.....1st..... Mar. 16...Albuquerque, N.M.

Hawaii 69, STAN 57.....1st..... Mar. 15..... Honolulu, Hawaii

1990-91 (32 teams)

STAN 93, Houston 86.....1st..... Mar. 13.....Stanford, Calif.
STAN 80, Wisconsin 72.....2nd..... Mar. 18.....Madison, Wis.
STAN 78, Southern Illinois 68.....3rd..... Mar. 21..... Carbondale, Ill.
STAN 73, Massachusetts 71.....Semi..... Mar. 25..... New York, N.Y.
STAN 78, Oklahoma 72.....Champ..... Mar. 27..... New York, N.Y.

COLO 71, Michigan 64.....1st..... Mar. 13..... Boulder, Colo.
COLO 83, Wyoming 75.....2nd..... Mar. 18..... Boulder, Colo.
COLO 81, Arkansas State 75.....3rd..... Mar. 21..... Boulder, Colo.
Oklahoma 88, Colorado 78.....Semi..... Mar. 25..... New York, N.Y.
COLO 98, Massachusetts 91.....Consolation..... Mar. 27..... New York, N.Y.
(COLO not Conference member at time of game)

1991-92 (32 teams)

ASU 71, UC Santa Barbara 65.....1st..... Mar. 19.Santa Barbara, Calif.
Utah 60, ASU 58.....2nd..... Mar. 24..... Tempe, Ariz.

WSU 72, Minnesota 70.....1st..... Mar. 18..... Pullman, Wash.
New Mexico 79, WSU 71.....2nd..... Mar. 23...Albuquerque, N.M.

UTAH 72, Ball State 57.....1st..... Mar. 19.. Salt Lake City, Utah
UTAH 60, ASU 58.....2nd..... Mar. 24..... Tempe, Ariz.
UTAH 84, Rhode Island 72.....3rd..... Mar. 27.. Salt Lake City, Utah
Notre Dame 58, UTAH 55.....Semi..... Mar. 30..... New York, N.Y.
UTAH 81, Florida 78.....Consolation..... Apr. 1..... New York, N.Y.
(UTAH not Conference member at time of game)

1992-93 (32 teams)

Georgetown 78, ASU 68.....1st..... Mar. 18..... Tempe, Ariz

USC 90, Nevada-Las Vegas 74.....1st..... Mar. 17..... Las Vegas, Nev.
USC 71, Pepperdine 59.....2nd..... Mar. 22... Los Angeles, Calif.
Minnesota 76, USC 58.....3rd..... Mar. 24.. Bloomington, Minn.

1993-94 (32 teams)

Brigham Young 74, ASU 67.....1st..... Mar. 17..... Provo, Utah

Gonzaga 80, STAN 76.....1st..... Mar. 17..... Stanford, Calif.
Fresno State 79, USC 76.....1st..... Mar. 16..... Fresno, Calif.

1994-95 (32 teams)

WSU 94, Texas Tech 82.....1st..... Mar. 15..... Pullman, Wash.
WSU 83, Illinois State 80.....2nd..... Mar. 20..... Normal, Ill.
Canisius 89, WSU 80.....3rd..... Mar. 23..... Buffalo, N.Y.

New Mexico State 98, COLO 83.....1st..... Mar. 15.....Las Cruces, N.M.
(COLO not Conference member at time of game)

1995-96 (32 teams)

Michigan State 64, WASH 50.....1st..... Mar. 13.. East Lansing, Mich.

WSU 92, Gonzaga 73.....1st..... Mar. 14..... Pullman, Wash.
Nebraska 82, WSU 73.....2nd..... Mar. 19..... Lincoln, Neb.

1996-97 (32 teams)

Hawaii 71, ORE 61.....1st..... Mar. 12..... Honolulu, Hawaii

Nebraska 67, WASH 63.....1st..... Mar. 12..... Lincoln, Neb.

1997-98 (32 teams)

Hawaii 90, ASU 73.....1st..... Mar. 11..... Honolulu, Hawaii

1998-99 (32 teams)

CAL 79, Fresno State 71.....1st..... Mar. 10..... Oakland, Calif.
CAL 58, DePaul 57.....2nd..... Mar. 16..... Chicago, Ill.
CAL 71, Colorado State 62.....3rd..... Mar. 18..... Oakland, Calif.
CAL 85, ORE 69.....Semi..... Mar. 23..... New York, N.Y.
CAL 61, Clemson 60.....Champ..... Mar. 25..... New York, N.Y.

ORE 67, Georgia Tech 64.....1st..... Mar. 10..... Eugene, Ore.
ORE 93, Wyoming 72.....2nd..... Mar. 15..... Eugene, Ore.
ORE 77, Texas Christian 68.....3rd..... Mar. 17..... Ft. Worth, Texas
CAL 85, ORE 69.....Semi..... Mar. 23..... New York, N.Y.
Xavier 106, ORE 75.....Consolation..... Mar. 25..... New York, N.Y.

Wyoming 81, USC 77.....1st..... Mar. 10..... Laramie, Wyo.

COLO 65, Pepperdine 61.....1st..... Mar. 10..... Boulder, Colo.
Colorado State 86, COLO 76.....2nd..... Mar. 16..... Boulder, Colo.
(COLO not Conference member at time of game)

1999-00 (32 teams)

CAL 70, Long Beach State 66.....1st..... Mar. 15..... Oakland, Calif.
CAL 60, Georgetown 49.....2nd..... Mar. 21..... Oakland, Calif.
Wake Forest 79, CAL 56.....3rd..... Mar. 23 Winston-Salem, N.C.

ASU 83, New Mexico State 77.....1st..... Mar. 15..... Tempe, Ariz.
NC State 60, ASU 57.....2nd..... Mar. 21..... Raleigh, N.C.

Southern Illinois 94, COLO 92.....1st..... Mar. 16..... Boulder, Colo.
(COLO not Conference member at time of game)

2000-01 (32 teams)

Memphis 71, UTAH 62.....1st..... Mar. 13.. Salt Lake City, Utah
(UTAH not Conference member at time of game)

2001-02 (32 teams)

UNLV 96, ASU 91.....1st..... Mar. 12..... Las Vegas, Nev.

2003-04 (32 teams)

ORE 77, Colorado 72 (OT).....1st..... Mar. 17..... Eugene, Ore.
ORE 68, George Mason 54.....2nd..... Mar. 23..... Eugene, Ore.
ORE 65, Notre Dame 61.....3rd..... Mar. 25..... South Bend, Ind.
Michigan 78, ORE 53.....Semi..... Mar. 30..... New York, N.Y.

ORE 77, COLO 72 (OT).....1st..... Mar. 17..... Eugene, Ore.
(COLO not Conference member at time of game)

2004-05 (32 teams)

UNLV 89, ASU 78.....1st..... Mar. 17..... Las Vegas, Nev.

CS Fullerton 85, OSU 83 (OT).....1st..... Mar. 16..... Corvallis, Ore.

2005-06 (32 teams)

STAN 65, Virginia 49.....Opening Rd..... Mar. 14.....Stanford, Calif.
Missouri State 76, STAN 67.....1st..... Mar. 17..... Springfield, Mo.

Old Dominion 79, COLO 61.....1st..... Mar. 15..... Boulder, Colo.
(COLO not Conference member at time of game)

2007-08 (32 teams)

ASU 64, Alabama State 53.....1st..... Mar. 18..... Tempe, Ariz.
ASU 65, Southern Illinois 51.....2nd..... Mar. 20..... Tempe, Ariz.
Florida 70, ASU 57.....3rd..... Mar. 25..... Tempe, Ariz.

CAL 68, New Mexico 66.....1st..... Mar. 19..... Berkeley, Calif.
Ohio State 73, CAL 56.....2nd..... Mar. 24..... Columbus, Ohio

2008-09 (32 teams)

Saint Mary's 68, WSU 57.....1st..... Mar. 17..... Moraga, Calif.

2009-10 (32 teams)

Jacksonville 67, ASU 66.....1st..... Mar. 16..... Tempe, Ariz.

2010-11 (32 teams)

CAL 77, Mississippi 74.....1st.....Mar. 16..... Berkeley, Calif.
 Colorado 89, CAL 72.....2nd.....Mar. 18..... Boulder, Colo.

COLO 81, Texas Southern 74.....1st.....Mar. 16..... Boulder, Colo.
 COLO 89, CAL 72.....2nd.....Mar. 18..... Boulder, Colo.
 COLO 81, Kent State 74.....3rd.....Mar. 22..... Boulder, Colo.
 Alabama 62, COLO 61.....Semi.....Mar. 29..... New York, N.Y.
 (COLO not Conference member at time of game)

WSU 85, Long Beach State 74.....1st.....Mar. 16..... Pullman, Wash.
 WSU 74, Oklahoma State 64.....2nd.....Mar. 21..... Pullman, Wash.
 WSU 69, Northwestern 66 (OT).....3rd.....Mar. 23..... Pullman, Wash.
 Wichita State 75, WSU 44.....Semi.....Mar. 29..... New York, N.Y.

2011-12 (32 teams)

Bucknell 65, ARIZ 54.....1st.....Mar. 13..... Tucson, Ariz.

ORE 96, LSU 76.....1st.....Mar. 13..... Eugene, Ore.
 ORE 108, Iowa 97.....2nd.....Mar. 18..... Eugene, Ore.
 WASH 90, ORE 86.....3rd.....Mar. 20..... Seattle, Wash.

STAN 76, Cleveland State 65.....1st.....Mar. 13..... Stanford, Calif.
 STAN 92, Illinois State 88.....2nd.....Mar. 19..... Stanford, Calif.
 STAN 84, Nevada 56.....3rd.....Mar. 21..... Stanford, Calif.
 STAN 74, Massachusetts.....Semi.....Mar. 28..... New York, N.Y.
 STAN 75, Minnesota 51.....Finals.....Mar. 30..... New York, N.Y.

WASH 82, Texas-Arlington 72.....1st.....Mar. 13..... Seattle, Wash.
 WASH 76, Northwestern 55.....2nd.....Mar. 16..... Seattle, Wash.
 WASH 90, ORE 86.....3rd.....Mar. 20..... Seattle, Wash.
 Minnesota 68, WASH 67 (OT).....Semi.....Mar. 28..... New York, N.Y.

2012-13 (32 teams)

ASU 83, Detroit 68.....1st.....Mar. 20..... Tempe, Ariz.
 Baylor 89, ASU 86.....2nd.....Mar. 22..... Waco, Texas

STAN 58, Stephen F. Austin 57.....1st.....Mar. 20..... Stanford, Calif.
 Alabama 66, STAN 54.....2nd.....Mar. 22..... Tuscaloosa, Ala.

BYU 90, WASH 79.....1st.....Mar. 20..... Provo, Utah

2013-14 (32 teams)

CAL 77, Utah Valley 64.....1st.....Mar. 19..... Berkeley, Calif.
 CAL 75, Arkansas 64.....2nd.....Mar. 24..... Berkeley, Calif.
 SMU 67, CAL 66.....3rd.....Mar. 26..... Dallas, Texas

Saint Mary's 70, UTAH 58.....1st.....Mar. 18..... Moraga, Calif.

2014-15 (32 teams)

ASU 77, Connecticut 64.....1st.....Mar. 18..... Storrs, Conn.
 Richmond 75, ASU 64.....2nd.....Mar. 22..... Richmond, Va.

STAN 77, UC Davis 64.....1st.....Mar. 17..... Stanford, Calif.
 STAN 74, Rhode Island 65.....1st.....Mar. 22..... Stanford, Calif.
 STAN 78, Vanderbilt 75.....1st.....Mar. 24..... Stanford, Calif.
 STAN 67, Old Dominion 60.....1st.....Mar. 31..... New York, N.Y.
 STAN 66, Miami, Fla. 64 (OT).....1st.....Apr. 2..... New York, N.Y.

2015-16 (32 teams)

WASH 107, Long Beach State 102.....1st.....Mar. 15..... Seattle, Wash.
 San Diego State 93, WASH 78.....2nd.....Mar. 21..... San Diego, Calif.

2016-17 (32 teams)

#8 CSU Bakersfield 73, #1 CAL 66.....1st.....March 14..... Berkeley, Calif.

Boise State 73, #3 UTAH 68.....1st.....March 14..... Salt Lake City, Utah

#4 UCF 79, #5 COLO 74.....1st.....March 15..... Orlando, Fla.

2017-18 (32 teams)

#3 ORE 99, #6 Rider 86.....1st.....March 13..... Eugene, Ore.
 #2 Marquette 101, #3 ORE 92.....2nd.....March 18..... Milwaukee, Wisc.

#3 STAN 86, #6 BYU 83.....1st.....March 14..... Stanford, Calif.
 #2 Oklahoma State 71, #3 STAN 65.....2nd.....March 19..... Stillwater, Okla.

#1 USC 103, #8 UNC Asheville 98 (2OT) ..1st.....March 13..... Los Angeles, Calif.
 #4 Western Kentucky 79, #1 USC 75 ..2nd.....March 19..... Los Angeles, Calif.

#2 UTAH 69, #7 UC Davis 59.....1st.....March 14..... Salt Lake City, Utah
 #2 UTAH 95, #3 LSU 71.....2nd.....March 19..... Salt Lake City, Utah
 #2 UTAH 67, #1 St. Mary's (Calif.) 58 (OT).....Qtrs.....March 21..... Moraga, Calif.
 #2 UTAH 69, #4 Western Kentucky 64.....Semi.....March 27..... New York, N.Y.
 #4 Penn State 82, #2 UTAH 66.....Final.....March 29..... New York, N.Y.

#5 WASHINGTON 77, #4 Boise State 74...1st.....March 14..... Seattle, Wash.
 #1 St. Mary's (Calif.) 85, #5 WASHINGTON 81.....2nd.....March 19..... Moraga, Calif.

2018-19 (32 teams)

#4 COLO 78, #5 Dayton 73.....1st.....March 19..... Boulder, Colo.
 COLO 76, #8 Norfolk State 60.....2nd.....March 25..... Boulder, Colo.
 #2 Texas 68, COLO 55.....Qtrs.....March 27..... Austin, Texas

PAC-12 IN THE NIT

YEAR	TEAM	W-L	FIN.	YEAR	TEAM	W-L	FIN.
1937-38	COLO	1-1	2nd	1999-00	ASU	1-1	
1939-40	COLO	2-0	1st		CAL	2-1	
1943-44	UTAH	0-1			COLO	1-1	
1945-46	ARIZ	0-1		2000-01	UTAH	0-1	
1946-47	UTAH	3-0	1st	2001-02	ASU	0-1	
1948-49	UTAH	0-1		2003-04	COLO	0-1	
1949-50	ARIZ	0-1			ORE	3-1	3rd
1950-51	ARIZ	0-1		2004-05	ASU	0-1	
1956-57	UTAH	0-1			OSU	0-1	
1957-58	UTAH	0-1		2005-06	COLO	0-1	
1969-70	UTAH	1-1			STAN	1-1	
1972-73	USC	0-1		2007-08	ASU	2-1	
1973-74	UTAH	3-1	2nd		CAL	1-1	
1974-75	ORE	3-1	3rd	2008-09	WSU	0-1	
1975-76	ORE	0-1		2009-10	ASU	0-1	
1976-77	ORE	1-1		2010-11	CAL	1-1	
1978-79	OSU	0-1			COLO	3-1	3rd
1979-80	WASH	0-1			WSU	3-1	3rd
1981-82	WASH	1-1		2011-12	ARIZ	0-1	
1982-83	ASU	1-1			ORE	2-1	
	OSU	2-1			STAN	5-0	1st
1983-84	ORE	0-1			WASH	3-1	3rd
1984-85	UCLA	5-0	1st	2012-13	ASU	1-1	
1985-86	CAL	0-1			STAN	1-1	
	UCLA	0-1			WASH	0-1	
1986-87	CAL	2-1		2013-14	CAL	2-1	
	OSU	1-1			UTAH	0-1	
	UTAH	0-1		2014-15	ASU	1-1	
	WASH	2-1			STAN	5-0	1st
1987-88	ORE	1-1		2015-16	WASH	1-1	
	STAN	1-1		2016-17	CAL	0-1	
	UTAH	0-1			COLO	0-1	
1988-89	CAL	1-1			UTAH	0-1	
1989-90	ASU	0-1		2017-18	ORE	1-1	
	ORE	0-1			STAN	1-1	
	STAN	0-1			USC	1-1	
1990-91	COLO	4-1	3rd		UTAH	4-1	2nd
	STAN	5-0	1st		WASH	1-1	
1991-92	ASU	1-1		2018-19	COLO	2-1	
	UTAH	4-1	3rd				
	WSU	1-1					
1992-93	ASU	0-1					
	USC	2-1					
1993-94	ASU	0-1					
	STAN	0-1					
	USC	0-1					
1994-95	COLO	0-1					
	WSU	2-1					
1995-96	WASH	0-1					
	WSU	1-1					
1996-97	ORE	0-1					
	WASH	0-1					
1997-98	ASU	0-1					
1998-99	CAL	5-0	1st				
	COLO	1-1					
	ORE	3-2	4th				
	USC	0-1					

NIT CHAMPIONS FROM THE PAC-12 (7)

1939-40 Colorado
1946-47 Utah
1984-85 UCLA
1990-91 Stanford
1998-99 California
2011-12 Stanford
2014-15 Stanford

College Basketball Invitational: The 16-team CBI was created in 2007-08. Oregon State captured the third CBI crown in 2010. The Pac-12 made it two-in-a-row as Oregon followed with a CBI title of its own in 2011.

School (Seasons)	Yrs	W-L	PCT	1st	2nd
Colorado (2015)	1	1-1	.500	0	0
Oregon (2011)	1	5-1	.833	1	0
Oregon State (2009-10, 12, 14)	4	7-4	.636	1	0
Stanford (2009)	1	2-1	.667	0	0
Utah (2008)	1	1-1	.500	0	0
Washington (2008)	1	0-1	.000	0	0
Washington State (2012)	1	4-2	.667	0	1
TOTALS	20-12	.625		2	1





▶ Lew Alcindor (Kareem Abdul-Jabbar), UCLA

▶ Todd Lichti, Stanford



▶ Sean Elliott, Arizona



▶ Jason Kidd, California

▶ Mel Counts, Oregon State



SCORING OFFENSE

Year	Team	FG	3FG	FT	PTS	AVG
1959-60	USC	261	—	219	731	60.9
1960-61	USC	294	—	238	826	68.8
1961-62	UCLA	305	—	236	846	70.5
1962-63	UCLA	315	—	207	837	69.8
1963-64	UCLA	494	—	297	1285	85.7
1964-65	UCLA	409	—	278	1096	78.3
1965-66	UCLA	449	—	263	1161	82.9
1966-67	UCLA	449	—	227	1125	80.4
1967-68	UCLA	533	—	232	1298	92.7
1968-69	UCLA	461	—	244	1166	83.3
1969-70	UCLA	475	—	262	1212	86.6
1970-71	CAL	482	—	275	1239	88.5
1971-72	UCLA	526	—	232	1284	91.7
1972-73	UCLA	468	—	160	1096	78.3
1973-74	UCLA	441	—	187	1069	76.4
1974-75	USC	935	—	370	2240	86.2
1975-76	UCLA	1112	—	421	2645	82.7
1976-77	UCLA	1001	—	407	2409	83.1
1977-78	UCLA	954	—	479	2387	85.3
1978-79	UCLA	1053	—	462	2568	85.6
1979-80	UCLA	968	—	618	2554	79.8
1980-81	ASU	894	—	429	2217	79.2
1981-82	ORE	773	—	463	2009	74.4
1982-83	UCLA	956	—	415	2327	80.2
1983-84	STAN	824	—	663	2311	74.5
1984-85	UCLA	881	—	520	2282	69.2
1985-86	UCLA	878	—	418	2174	75.0
1986-87	UCLA	960	142	430	2492	77.9
1987-88	ARIZ	1147	254	686	3234	85.1
1988-89	ARIZ	988	185	627	2788	84.5
1989-90	UCLA	984	127	561	2656	80.5
1990-91	UCLA	1078	156	642	2954	92.3
1991-92	ARIZ	967	181	514	2629	84.8
1992-93	ASU	867	263	369	2366	84.5
1993-94	ARIZ	1108	279	629	3124	89.3
1994-95	UCLA	1079	118	613	2889	87.5
1995-96	ARIZ	973	222	525	2693	81.6
1996-97	ARIZ	1015	222	598	2850	83.8
1997-98	ARIZ	1146	269	616	3177	90.8
1998-99	ARIZ	820	143	600	2383	82.2
1999-00	ASU	924	162	529	2539	79.3
2000-01	STAN	834	252	671	2829	83.2
2001-02	ORE	1014	304	662	2994	85.5
2002-03	ARIZ	973	228	551	2725	85.2
2003-04	ARIZ	942	219	511	2614	87.1
2004-05	WASH	1102	257	565	3026	86.5
2005-06	WASH	982	220	522	2706	82.0
2006-07	ARIZ	846	172	553	2417	78.0
2007-08	ORE	858	279	455	2450	76.6
2008-09	WASH	977	146	650	2750	78.6
2009-10	WASH	1004	191	652	2851	79.2
2010-11	WASH	1061	305	480	2907	83.1
2011-12	OSU	995	221	630	2841	78.9
2012-13	UCLA	961	171	511	2604	74.4
2013-14	ORE	928	259	668	2783	81.9
2014-15	ARIZ	1009	193	700	2911	76.6
2015-16	WASH	964	249	676	2853	83.9
2016-17	UCLA	1210	354	459	3233	89.8
2017-18	ASU	888	288	581	2645	82.7
2018-19	UCLA	919	256	486	2580	78.2

SCORING DEFENSE

Year	Team	FG	3FG	FT	PTS	AVG
1959-60	CAL	208	—	164	580	48.3
1960-61	CAL	261	—	178	700	58.3
1961-62	STAN	272	—	208	752	62.7
1962-63	WASH	243	—	235	721	60.1
1963-64	CAL	344	—	258	946	63.1
1964-65	OSU	284	—	273	841	60.1
1965-66	OSU	279	—	218	776	55.4
1966-67	UCLA	318	—	164	800	57.1
1967-68	UCLA	352	—	222	926	66.1
1968-69	UCLA	339	—	192	870	62.1
1969-70	OSU	351	—	226	928	66.4
1970-71	UCLA	377	—	164	918	65.6
1971-72	UCLA	372	—	192	936	66.9
1972-73	UCLA	362	—	85	809	57.8
1973-74	UCLA	345	—	128	818	58.4
1974-75	OSU	868	—	432	2168	69.9
1975-76	ORE	718	—	615	2051	68.4
1976-77	ORE	602	—	562	1766	60.9
1977-78	WSU	688	—	313	1689	62.6
1978-79	OSU	692	—	431	1815	64.8
1979-80	WSU	730	—	353	1813	64.8
1980-81	OSU	652	—	401	1705	60.9
1981-82	OSU	671	—	308	1650	55.0
1982-83	ORE	607	—	445	1659	61.4
1983-84	OSU	664	—	290	1618	55.8
1984-85	OSU	702	—	384	1788	57.7
1985-86	OSU	658	—	344	1660	61.5
1986-87	OSU	710	78	412	1910	63.7
1987-88	OSU	735	123	359	1952	63.0
1988-89	STAN	771	145	457	2144	65.0
1989-90	STAN	722	118	348	1910	63.7
1990-91	WASH	681	132	401	1895	67.7
1991-92	WASH	713	176	359	1963	67.7
1992-93	WSU	616	106	424	1762	65.3
1993-94	WSU	767	175	429	2138	69.0
1994-95	ASU	859	137	476	2331	70.0
1995-96	STAN	713	144	364	1934	66.7
1996-97	CAL	779	196	417	2171	67.8
1997-98	STAN	854	210	472	2390	68.3
1998-99	STAN	719	166	402	2006	60.8
1999-00	STAN	667	164	352	1850	59.7
2000-01	OSU	691	182	349	1913	63.8
2001-02	OSU	706	182	334	1928	66.5
2002-03	STAN	782	188	478	2230	67.6
2003-04	WSU	622	144	342	1730	59.7
2004-05	WSU	557	131	349	1594	56.9
2005-06	WSU	560	136	360	1616	57.7
2006-07	WSU	709	202	404	2024	59.5
2007-08	WSU	717	186	355	1975	56.4
2008-09	WSU	626	193	384	1829	55.4
2009-10	USC	591	149	384	1715	57.2
2010-11	USC	741	191	458	2131	62.7
2011-12	USC	686	160	378	1910	59.7
2012-13	WSU	713	223	366	2015	63.0
2013-14	ARIZ	776	173	500	2225	58.6
2014-15	UTAH	704	169	422	1999	57.1
2015-16	CAL	789	183	528	2289	67.3
2016-17	CAL	757	202	438	2154	63.4
2017-18	UTAH	855	264	422	2396	68.5
2018-19	ORE	807	267	483	2364	62.2

SCORING MARGIN

Year	Team	DIFF
1959-60	CAL	+12.3
1960-61	USC	+ 4.7
1961-62	UCLA	+ 6.5
1962-63	UCLA	+ 6.3
1963-64	UCLA	+18.4
1964-65	UCLA	+15.5
1965-66	UCLA	+15.5
1966-67	UCLA	+23.2
1967-68	UCLA	+26.6
1968-69	UCLA	+21.2
1969-70	UCLA	+12.2
1970-71	UCLA	+13.3
1971-72	UCLA	+24.9
1972-73	UCLA	+20.5
1973-74	UCLA	+18.0
1974-75	UCLA	+12.5
1975-76	WASH	+11.4
1976-77	UCLA	+12.7
1977-78	UCLA	+17.9•
1978-79	UCLA	+12.2
1979-80	OSU	+10.6
1980-81	OSU	+15.7
1981-82	OSU	+14.6•
1982-83	UCLA	+ 9.5
1983-84	STAN	+ 6.2
1984-85	ARIZ	+ 8.2
1985-86	ARIZ	+ 6.5
1986-87	ARIZ	+ 6.8
1987-88	ARIZ	+ 20.9
1988-89	ARIZ	+ 17.6
1989-90	ARIZ	+12.0
1990-91	ARIZ	+14.6
1991-92	ARIZ	+16.0
1992-93	ARIZ	+12.2
1993-94	ARIZ	+14.9
1994-95	UCLA	+13.7
1995-96	ARIZ	+9.3
1996-97	STAN	+11.9
1997-98	ARIZ	+16.2
1998-99	STAN	+12.7
1999-00	STAN	+19.3
2000-01	STAN	+17.7
2001-02	ORE	+13.0
2002-03	ARIZ	+14.5
2003-04	ARIZ	+13.1
2004-05	WASH	+12.3
2005-06	WASH	+12.1
2006-07	UCLA	+11.4
2007-08	UCLA	+14.5
2008-09	UCLA	+11.5
2009-10	WASH	+9.2
2010-11	WASH	+12.4
2011-12	CAL	+9.3
2012-13	ARIZ	+9.8
2013-14	ARIZ	+14.3
2014-15	ARIZ	+16.9
2015-16	ARIZ	+11.6
2016-17	UCLA	+14.3
2017-18	ARIZ	+8.8
2018-19	ORE	+7.8

• - Led NCAA
All statistics based on Conference games only prior to 1974-75.



FIELD GOAL PERCENTAGE

Table with 4 columns: Year, Team, FG-FGA, PCT. Lists field goal percentages for various teams from 1959-60 to 2018-19.

DEFENSIVE FG PERCENTAGE

Table with 4 columns: Year, Team, FG-FGA, PCT. Lists defensive field goal percentages for various teams from 1982-83 to 2018-19.

FREE THROW PERCENTAGE

Table with 4 columns: Year, Team, FT-FTA, PCT. Lists free throw percentages for various teams from 1959-60 to 2018-19.

THREE PT FG PERCENTAGE

Table with 4 columns: Year, Team, 3P-3PA, PCT. Lists three-point field goal percentages for various teams from 1986-87 to 2018-19.

- Led NCAA
All statistics based on Conference games only prior to 1974-75.

REBOUNDING

Year	Team	G	REB	PCT
1961-62	UCLA	12	572	.521
1962-63	UCLA	12	613	.538
1963-64	UCLA	15	807	.547
1964-65	USC	14	660	.544
1965-66	UCLA	14	718	.545
1966-67	UCLA	14	578	.564
1967-68	UCLA	14	708	.506
1968-69	UCLA	14	635	.579
1969-70	UCLA	14	664	.548
1970-71	UCLA	14	691	.555
1971-72	UCLA	14	756	.585
1972-73	UCLA	14	667	.583
1973-74	UCLA	14	590	.574
**				AVG
1974-75	WASH	26	1278	49.2
1975-76	UCLA	32	1379	43.1
1976-77	UCLA	29	1229	42.4
1977-78	UCLA	28	1147	41.0
1978-79	ASU	30	1290	43.0
1979-80	ASU	29	1193	41.1
1980-81	ASU	28	1145	40.9
1981-82	ORE	27	1037	38.4
1982-83	WASH	31	1192	38.5
1983-84	ASU	28	1034	36.9
1984-85	UCLA	33	1132	34.3
	WASH	32	1098	34.3
1985-86	WASH	31	1147	37.0
1986-87	WASH	35	1302	37.2
1987-88	UCLA	30	1106	36.9
1988-89	USC	32	1231	38.5
1989-90	UCLA	33	1285	38.9
1990-91	ARIZ	35	1422	40.6
1991-92	ARIZ	31	1250	40.3
1992-93	ARIZ	28	1208	43.1
1993-94	UCLA	28	1230	43.9
1994-95	ARIZ	31	1285	41.5
1995-96	ORE	29	1108	38.2
1996-97	ARIZ	34	1376	40.5
1997-98	STAN	35	1444	41.3
1998-99	ARIZ	29	1207	41.6
1999-00	STAN	31	1309	42.2
2000-01	ARIZ	36	1433	39.8
2001-02	STAN	30	1254	41.8
2002-03	ARIZ	32	1374	42.9
2003-04	ARIZ	30	1177	39.2
2004-05	WASH	35	1305	37.3
2005-06	WASH	33	1232	37.3
2006-07	STAN	31	1193	38.5
2007-08	STAN	36	1409	39.1
2008-09	WASH	35	1437	41.1
2009-10	WASH	36	1364	37.9
2010-11	WASH	35	1367	39.1
2011-12	WASH	35	1404	40.1
2012-13	ORE	37	1389	37.5
2013-14	ARIZ	38	1449	38.1
2014-15	UCLA	36	1367	38.0
2015-16	COLO	34	1433	42.1
2016-17	CAL	34	1323	38.9
2017-18	STAN	35	1368	39.1
2018-19	UCLA	33	1356	41.1

** Rebounding based on percentage prior to 1974-75.

REBOUNDING MARGIN

Year	Team	DIFF
1961-62	UCLA	+ 3.8
1962-63	UCLA	+ 7.2
1963-64	UCLA	+ 9.3
1964-65	UCLA	+ 8.2
	USC	+ 8.2
1965-66	UCLA	+ 8.5
1966-67	UCLA	+ 9.4
1967-68	UCLA	+ 9.9
1968-69	UCLA	+12.4
1969-70	UCLA	+ 8.4
1970-71	(unavailable)	
1971-72	UCLA	+15.6
1972-73	UCLA	+13.6
1973-74	UCLA	+10.9
1974-75	ORE	+ 6.1
1975-76	WASH	+ 5.1
1976-77	UCLA	+ 4.7
1977-78	UCLA	+ 7.2
1978-79	ASU	+ 4.4
1979-80	UCLA	+ 5.7
1980-81	ASU	+ 5.2
1981-82	UCLA	+ 6.0
1982-83	ASU	+ 4.1
1983-84	WASH	+ 2.5
1984-85	WASH	+ 7.4
1985-86	WASH	+ 3.9
1986-87	WASH	+ 4.7
1987-88	STAN	+ 6.4
1988-89	STAN	+ 7.1
1989-90	STAN	+6.2
1990-91	STAN	+8.5
1991-92	ARIZ	+7.3
1992-93	ARIZ	+8.9
1993-94	UCLA	+7.6
1994-95	UCLA	+4.4
1995-96	UCLA	+6.0
1996-97	STAN	+6.4
1997-98	STAN	+9.3
1998-99	ARIZ	+8.1
1999-00	STAN	+9.7
2000-01	STAN	+7.4
2001-02	STAN	+8.5
2002-03	ARIZ	+6.4
2003-04	STAN	+6.8
2004-05	ARIZ	+4.1
2005-06	WASH	+5.9
2006-07	WASH	+9.0
2007-08	UCLA	+8.2
2008-09	WASH	+8.2
2009-10	WASH	+3.6
2010-11	UCLA	+4.6
2011-12	WASH	+5.2
2012-13	ARIZ	+6.3
2013-14	ARIZ	+7.1
2014-15	ARIZ	+8.8
2015-16	ARIZ	+9.2
2016-17	UTAH	+6.8
2017-18	ARIZ	+7.4
2018-19	COLO	+6.3

TURNOVER MARGIN

Year	Team	DIFF
1982-83	OSU	+3.6
1983-84	CAL	+2.1
1984-85	OSU	+1.8
1985-86	OSU	+1.8
	ASU	+1.8
1986-87	OSU	+3.8
1987-88	OSU	+7.7
1988-89	OSU	+8.3
1989-90	OSU	+7.3
1990-91	WSU	+3.6
1991-92	WSU	+2.8
	USC	+2.8
1992-93	ASU	+8.8
1993-94	STAN	+3.0
1994-95	ASU	+4.4
1995-96	ASU	+2.4
1996-97	ASU	+5.2
1997-98	ARIZ	+5.6
1998-99	CAL	+4.6
1999-00	ASU	+4.0
2000-01	CAL	+2.6
2001-02	USC	+5.1
2002-03	USC	+3.4
2003-04	OSU	+2.7
2004-05	WASH	+3.7
2005-06	ARIZ	+5.8
2006-07	WSU	+3.5
2007-08	WSU	+2.9
2008-09	UCLA	+3.1
2009-10	WASH	+3.3
2010-11	ORE	+3.2
2011-12	USC	+4.4
2012-13	UCLA	+2.86
2013-14	UCLA	+4.1
2014-15	OSU	+2.9
2015-16	ORE	+2.7
2016-17	ASU	+2.9
2017-18	ASU	+4.1
2018-19	WASH	+3.0

ASSISTS

Year	Team	ASTS	AVG
1978-79	OSU	571	19.71
1979-80	OSU	651	21.70
1980-81	ASU	513	18.32
1981-82	OSU	493	16.43
1982-83	OSU	525	16.94
1983-84	ORE	440	15.17
1984-85	OSU	501	16.16
1985-86	WASH	516	16.65
1986-87	OSU	514	17.13
1987-88	OSU	573	18.50
1988-89	OSU	579	19.30
1989-90	OSU	538	18.60
1990-91	UCLA	634	19.80
1991-92	UCLA	605	18.30
1992-93	ASU	512	18.30
1993-94	UCLA	495	17.70
1994-95	UCLA	653	19.80
1995-96	ARIZ	589	17.80
1996-97	STAN	534	17.80
1997-98	ASU	639	19.97
1998-99	ASU	512	17.07
1999-00	USC	518	17.27
2000-01	STAN	566	16.65
2001-02	ORE	580	16.57
2002-03	ARIZ	569	17.78
2003-04	ARIZ	560	18.67
2004-05	WASH	660	18.86
2005-06	WASH	529	16.03
2006-07	ARIZ	511	16.48
2007-08	ARIZ	526	15.47
2008-09	ASU	544	15.54
2009-10	UCLA	489	15.28
2010-11	WASH	593	16.94
2011-12	CAL	540	15.88
2012-13	UCLA	559	15.97
2013-14	UCLA	636	17.19
2014-15	WSU	453	14.61
2015-16	UCLA	502	15.69
2016-17	UCLA	771	21.42•
2017-18	USC	569	15.81
2018-19	USC	536	16.24

• - Led NCAA
All statistics based on Conference games only prior to 1974-75.



STEALS

Year	Team	STLS	AVG
1978-79	OSU	293	10.46
1979-80	OSU	274	9.13
1980-81	ASU	245	8.75
1981-82	OSU	246	8.20
1982-83	STAN	206	7.36
1983-84	STAN	239	7.71
1984-85	STAN	238	8.50
1985-86	STAN	246	8.20
1986-87	OSU	227	7.57
1987-88	OSU	288	9.29
1988-89	OSU	320	10.67
1989-90	OSU	277	9.55
1990-91	WSU	229	8.18
1991-92	UCLA	258	7.82
1992-93	ASU	337	12.04
1993-94	OSU	235	8.70
1994-95	ASU	345	10.45
1995-96	WASH	269	9.61
1996-97	ARIZ	358	10.53
1997-98	ARIZ	352	10.06
1998-99	OSU	308	9.94
1999-00	USC	275	9.17
2000-01	ARIZ	283	7.86
2001-02	USC	287	8.97
2002-03	USC	276	9.20
2003-04	USC	249	8.89
2004-05	USC	240	8.28
2005-06	ARIZ	322	9.76
2006-07	OSU	246	7.69
2007-08	UCLA	285	7.311
2008-09	UCLA	292	8.34
2009-10	OSU	262	8.16
2010-11	OSU	293	9.45
2011-12	OSU	328	9.11
2012-13	ORE	314	8.49
2013-14	UCLA	341	9.22
2014-15	OSU	241	7.77
2015-16	WASH	258	7.59
2016-17	USC	252	7.00
2017-18	WASH	274	8.06
2018-19	WASH	323	8.97

BLOCKED SHOTS

Year	Team	BLKS	AVG
1978-79	ASU	165	5.50
1979-80	ASU	163	5.62
1980-81	ASU	144	5.14
1981-82	ASU	92	3.41
1982-83	UCLA	92	3.17
1983-84	UCLA	97	3.46
1984-85	ASU	106	3.79
1985-86	USC	127	4.54
1986-87	ARIZ	120	4.00
1987-88	ARIZ	173	4.55
1988-89	ARIZ	145	4.39
1989-90	ARIZ	185	5.78
1990-91	ARIZ	183	5.23
1991-92	ARIZ	120	3.87
1992-93	UCLA	177	5.36
1993-94	UCLA	119	4.25
1994-95	ASU	165	5.00
1995-96	UCLA	162	5.23
1996-97	ASU	172	5.73
1997-98	USC	122	4.36
1998-99	USC	124	4.43
1999-00	ARIZ	192	5.65
2000-01	USC	151	4.44
2001-02	WASH	139	4.79
2002-03	ASU	139	4.34
2003-04	ARIZ	135	4.50
2004-05	OSU	126	3.94
2005-06	OSU	147	4.74
2006-07	STAN	184	5.94
2007-08	STAN	187	5.19
2008-09	USC	165	4.71
2009-10	WSU	140	4.52
2010-11	UCLA	199	5.85
2011-12	UCLA	153	4.64
2012-13	ASU	211	6.09
2013-14	ASU	182	5.52
2014-15	UTAH	175	5.00
2015-16	WASH	224	6.59
2016-17	ORE	248	6.36
2017-18	WASH	177	5.21
2018-19	WASH	206	5.72

SCORING

YEAR	PLAYER	G	PTS	AVG
1927-28	S: Vern Corbin, CAL	—	100	—
1928-29	S: Vern Corbin, CAL	—	90	—
1929-30	N: Harold Stowell, Idaho	16	171	10.7
	S: Kent Pursell, CAL	—	84	—
1930-31	N: Huntley Gordon, WSU	16	171	10.7
	S: Jack Read, CAL	—	72	—
1931-32	N: Huntley Gordon, WSU	16	135	8.4
	S: Jerry Nemer, USC	—	132	—
1932-33	N: Ed Lewis, OSU	16	173	10.8
	S: Hal Eifert, CAL	11	131	11.9
1933-34	N: Bob Galer, WASH	16	176	11.0
	S: Lee Guttero, USC	12	140	11.7
1934-35	N: Bob Galer, WASH	16	152	9.5
	S: Lee Guttero, USC	12	186	15.5
1935-36	N: Wally Palmberg, OSU	16	187	11.7
	S: Hank Luisetti, STAN	12	172	14.3
1936-37	N: Ivar Nelson, WSU	16	156	9.8
	S: Hank Luisetti, STAN	12	208	17.3
1937-38	N: Laddie Gale, ORE	20	249	12.5
	S: Hank Luisetti, STAN	12	232	19.3
1938-39	N: Laddie Gale, ORE	16	186	11.6
	S: Ralph Vaughn, USC	12	180	15.0
1939-40	N: John Dick, ORE	16	183	11.4
	S: Jackie Robinson, UCLA	12	148	12.3
1940-41	N: Vic Townsend, ORE	16	174	10.9
	S: Jackie Robinson, UCLA	12	133	11.1
1941-42	N: Ray Turner, Idaho	16	192	12.0
	S: Ernie Handlesman, UCLA	12	134	11.2
1942-43	N: Gale Bishop, WSU	16	224	14.0
	S: Gene Rock, USC	8	107	13.4
1943-44	N: Bob Hamilton, ORE	16	172	10.8
	S: Dick West, UCLA	6	48	8.0
1944-45	N: Vince Hanson, WSU	16	253	15.8
	S: Jack Nichols, USC	4	48	12.0
1945-46	N: Red Rocha, OSU	16	194	12.1
	S: Andy Wolfe, CAL	12	177	14.8
1946-47	N: Red Rocha, OSU	16	215	13.4
	S: Don Barksdale, UCLA	12	198	16.5
1947-48	N: Jack Nichols, WASH	16	265	16.6
	S: Chuck Hanger, CAL	12	170	14.2
1948-49	N: Roger Wiley, ORE	16	235	14.7
	S: Bill Sharman, USC	12	203	16.9
1949-50	N: Gene Conley, WSU	16	220	13.8
	S: Bill Sharman, USC	12	238	19.8
1950-51	N: Bob Houbregs, WASH	16	198	12.4
	S: Dick Ridgeway, UCLA	12	217	18.1
1951-52	N: Bob Houbregs, WASH	13	251	19.3
	S: Ed Tucker, STAN	12	184	15.3
1952-53	N: Bob Houbregs, WASH	16	406	25.4
	S: Bob McKeen, CAL	12	234	19.5
1953-54	N: Swede Halbrook, OSU	16	333	20.8
	S: Russ Lawler, STAN	12	210	17.5
1954-55	N: Jim Loscutoff, ORE	16	314	19.6
	S: Bob McKeen, CAL	12	267	22.3
1955-56	Willie Naulls, UCLA	16	378	23.6
1956-57	Dave Gambee, OSU	16	353	22.1
1957-58	Gary Simmons, Idaho	16	346	21.6
1958-59	Walt Torrence, UCLA	16	344	21.5
1959-60	Bill Hanson, WASH	12	189	17.2
1960-61	John Rudometkin, USC	10	248	24.8
1961-62	John Rudometkin, USC	12	273	22.8
1962-63	Gordon Martin, USC	12	260	21.7
1963-64	Gail Goodrich, UCLA	15	326	21.7
1964-65	Jim Jarvis, USC	14	320	22.9
1965-66	John Block, USC	14	385	27.5
1966-67	Lew Alcindor, UCLA	14	384	27.4
1967-68	Lew Alcindor, UCLA	13	357	27.5
1968-69	Lew Alcindor, UCLA	14	309	22.1
1969-70	Stan Love, ORE	14	296	20.8
1970-71	Stan Love, ORE	14	382	27.3
1971-72	Bill Walton, UCLA	14	334	23.9
1972-73	Louie Nelson, WASH	14	307	21.9
1973-74	Ron Lee, ORE	14	269	19.2
1974-75	Steve Puidokas, WSU	25	559	22.4
1975-76	Richard Washington, UCLA	32	644	20.1
1976-77	Greg Ballard, ORE	29	629	21.7
1977-78	Cliff Robinson, USC	24	442	18.4
1978-79	David Greenwood, UCLA	30	596	19.9
1979-80	Don Collins, WSU	28	647	23.1

YEAR	PLAYER	G	PTS	AVG
1980-81	Steve Johnson, OSU	28	589	21.0
1981-82	Mark McNamara, CAL	27	593	22.0
1982-83	Byron Scott, ASU	33	713	21.6
1983-84	Keith Jones, STAN	31	619	20.0
1984-85	A.C. Green, OSU	31	591	19.1
1985-86	Reggie Miller, UCLA	29	750	25.9
1986-87	Jose Ortiz, OSU	30	668	22.3
1987-88	Anthony Taylor, ORE	26	555	21.3
1988-89	Sean Elliott, ARIZ	33	735	22.3
1989-90	Gary Payton, OSU	29	746	25.7
1990-91	Terrell Brandon, ORE	28	745	26.6
1991-92	Harold Miner, USC	30	789	26.3
1992-93	Chris Mills, ARIZ	28	570	20.4
1993-94	Lamond Murray, CAL	30	729	24.3
1994-95	Damon Stoudamire, ARIZ	30	684	22.8
1995-96	Shareef Abdur-Rahim, CAL	28	590	21.1
1996-97	Ed Gray, CAL	26	644	24.8
1997-98	Jeremy Veal, ASU	32	666	20.8
1998-99	Jason Terry, ARIZ	29	635	21.9
1999-00	Eddie House, ASU	32	736	23.0
2000-01	Sean Lampley, CAL	31	605	19.5
2001-02	Casey Jacobsen, STAN	30	658	21.9
2002-03	Joe Shipp, CAL	31	632	20.4
2003-04	Ike Diogu, ASU	27	615	22.8
2004-05	Ike Diogu, ASU	32	724	22.6
2005-06	Leon Powe, CAL	27	553	20.5
2006-07	Aaron Brooks, ORE	35	621	17.7
2007-08	Ryan Anderson, CAL	33	697	21.1
2008-09	James Harden, ASU	35	704	20.1
2009-10	Landry Fields, STAN	32	704	22.0
2010-11	Klay Thompson, WSU	34	733	21.6
2011-12	Brock Motum, WSU	34	613	18.0
2012-13	Brock Motum, WSU	32	597	18.7
2013-14	Roberto Nelson, OSU	32	663	20.7
2014-15	Joseph Young, ORE	36	745	20.7
2015-16	Andrew Andrews, Sr., WASH	34	712	20.9
2016-17	Markelle Fultz, Fr., WASH	25	579	23.2
2017-18	Aaron Holiday, Jr., UCLA	33	671	20.3
2018-19	Robert Franks, Sr., WSU	27	583	21.6

Champion based on total conference points, 1927-28 - 1958-59; scoring average in conference games, 1959-60 - 1973-74; scoring average in all games, 1974-75 - Present.



REBOUNDING

YEAR	PLAYER	G	REB	AVG
1959-60	Darrall Imhoff, CAL	12	148	12.3
1960-61	Bill McClintock, CAL	12	145	12.1
1961-62	Bill Hanson, WASH	12	132	12.0
1962-63	Tom Dose, STAN	12	137	11.4
1963-64	Ted Werner, WSU	15	196	13.1
1964-65	Ted Werner, WSU	14	183	13.1
1965-66	Jim McKean, WSU	14	156	11.1
1966-67	Lew Alcindor, UCLA	14	197	14.1
1967-68	Lew Alcindor, UCLA	13	212	16.3
1968-69	Lew Alcindor, UCLA	14	191	13.6
1969-70	Sidney Wicks, UCLA	14	181	12.9
1970-71	Steve Hawes, WASH	14	211	15.1
1971-72	Bill Walton, UCLA	14	239	17.1
1972-73	Bill Walton, UCLA	14	228	16.3
1973-74	Bill Walton, UCLA	12	172	14.4
1974-75	Rich Kelley, STAN	26	300	11.5
1975-76	Ed Schweitzer, STAN	27	302	11.2
1976-77	Marques Johnson, UCLA	27	301	11.1
1977-78	David Greenwood, UCLA	28	319	11.4
1978-79	Cliff Robinson, USC	21	243	11.6
1979-80	Kimberly Belton, STAN	26	255	9.8
1980-81	Mark McNamara, CAL	26	272	10.5
1981-82	Mark McNamara, CAL	27	341	12.6
1982-83	A.C. Green, OSU	31	235	7.6
1983-84	Pete Williams, ARIZ	28	278	9.9
1984-85	A.C. Green, OSU	31	286	9.2
1985-86	Jerry Adams, ORE	28	289	10.3
1986-87	Dwayne Scholten, WSU	28	257	9.2
1987-88	Trevor Wilson, UCLA	30	281	9.4
1988-89	Trevor Wilson, UCLA	31	269	8.7
1989-90	Adam Keefe, STAN	30	272	9.1
	Trevor Wilson, UCLA	33	299	9.1
1990-91	Adam Keefe, STAN	33	313	9.5
1991-92	Adam Keefe, STAN	29	355	12.2
1992-93	Lester Neal, ASU	28	252	9.0
1993-94	Ed O'Bannon, UCLA	28	245	8.8
1994-95	Jaha Wilson, USC	28	284	10.1
1995-96	Mark Hendrickson, WSU	23	219	9.5
1996-97	Tim Young, STAN	30	253	8.4
1997-98	Carlos Daniel, WSU	28	282	10.1
1998-99	Todd MacCulloch, WASH	29	345	11.9
1999-00	Mark Madsen, STAN	23	214	9.3
2000-01	Awvee Storey, ASU	29	263	9.1
2001-02	Curtis Borchardt, STAN	29	332	11.4
2002-03	Philip Ricci, OSU	28	230	8.2
2003-04	Leon Powe, CAL	27	256	9.5
2004-05	Ike Diogu, ASU	32	312	9.8
2005-06	Leon Powe, CAL	27	273	10.1
2006-07	Jon Brockman, WASH	32	307	9.6
2007-08	Jon Brockman, WASH	32	370	11.6
2008-09	Jon Brockman, WASH	34	391	11.5
2009-10	Nikola Vucevic, USC	30	283	9.4
2010-11	Nikola Vucevic, USC	34	350	10.3
2011-12	André Roberson, COLO	36	401	11.1
2012-13	André Roberson, COLO	31	347	11.2
2013-14	Richard Solomon, CAL	30	307	10.2
2014-15	Josh Hawkinson, So., WSU	31	334	10.8
2015-16	Josh Hawkinson, Jr., WSU	29	321	11.1
2016-17	Ivan Rabb, So., CAL	31	324	10.5
2017-18	Deandre Ayton, Fr., ARIZ	35	405	11.6
2018-19	Zylan Cheatham, Sr., ASU	34	351	10.3

FIELD GOAL PERCENTAGE

YEAR	PLAYER	G	FG-FGA	PCT
1959-60	Bill Hanson, WASH	12	68-121	.562
1960-61	Ed Corell, WASH	12	50-99	.505
1961-62	Pete Blackman, UCLA	12	53-95	.558
1962-63	Charlie Hart, WASH	12	31-64	.484
1963-64	Jack Hirsch, UCLA	15	83-153	.542
1964-65	Ed Fredenberg, OSU	14	36-66	.545
1965-66	Jack Gilbert, STAN	14	35-58	.603
1966-67	Rich Baker, STAN	14	52-80	.650
1967-68	Lew Alcindor, UCLA	13	144-221	.652
	Vic Bartolome, OSU	14	86-132	.652
1968-69	Lew Alcindor, UCLA	14	128-203	.631
1969-70	Vic Bartolome, OSU	14	103-177	.582
1970-71	Neal Jurgenson, OSU	14	52-98	.531
1971-72	Bill Walton, UCLA	14	130-200	.650
1972-73	Bill Walton, UCLA	14	119-199	.598
1973-74	Bill Walton, UCLA	12	93-134	.694
1974-75	Lars Hansen, WASH	25	106-171	.596
1975-76	Paul Miller, OSU	27	99-169	.586
1976-77	Steve Johnson, OSU	28	159-267	.596
1977-78	Bill McShane, OSU	26	67-120	.558
1978-79	Steve Johnson, OSU	27	197-298	.661
1979-80	Steve Johnson, OSU	30	211-297	.710•
1980-81	Steve Johnson, OSU	28	235-315	.746•
1981-82	Mark McNamara, CAL	27	231-329	.702•
1982-83	Johnny Rodgers, STAN	28	120-204	.588
1983-84	A.C. Green, OSU	23	134-204	.657
1984-85	Pete Williams, ARIZ	31	145-239	.607
1985-86	Reggie Miller, UCLA	29	274-493	.556
1986-87	Chris Welp, WASH	35	281-473	.594
1987-88	Howard Wright, STAN	33	196-315	.622
1988-89	Trent Edwards, ASU	28	208-330	.630
1989-90	Adam Keefe, STAN	30	210-335	.627
1990-91	Brian Williams, ARIZ	35	195-315	.619
	Richard Lucas, ORE	28	169-272	.619
1991-92	Scott Haskin, OSU	31	226-369	.612
1992-93	Alfred Grigsby, CAL	29	116-194	.598
1993-94	Fred Ferguson, WSU	31	134-203	.660
1994-95	Mark Hendrickson, WSU	30	183-292	.627
1995-96	Jelani McCoy, UCLA	31	138-204	.676
1996-97	Jelani McCoy, UCLA	32	152-201	.756
1997-98	Todd MacCulloch, WASH	30	225-346	.650•
1998-99	Todd MacCulloch, WASH	29	210-317	.662•
1999-00	Mark Madsen, STAN	23	108-184	.587
2000-01	Solomon Hughes, CAL	31	107-170	.629
2001-02	Channing Frye, ARIZ	34	122-205	.595
2002-03	Andre Patterson, UCLA	24	76-125	.608
2003-04	Jeff McMillan, USC	28	119-189	.630
2004-05	Ike Diogu, ASU	32	229-398	.575
2005-06	Luc Richard Mbah a Moute, UCLA	39	134-249	.538
2006-07	Taj Gibson, USC	37	174-312	.558
2007-08	Jordan Hill, ARIZ	34	184-297	.620
2008-09	Jeff Pendergraph, ASU	35	198-300	.660•
2009-10	Eric Boateng, ASU	33	117-176	.665
2010-11	Brock Motum, WSU	35	106-177	.599
2011-12	Devon Collier, OSU	36	176-286	.615
2012-13	Arsalan Kazemi, ORE	35	113-190	.595
2013-14	Devon Collier, OSU	30	143-236	.606
2014-15	Jakob Poeltl, Fr., UTAH	34	128-188	.681
2015-16	Jakob Poeltl, So., UTAH	36	228-353	.646
2016-17	Jordan Bell, Jr., ORE	39	171-269	.636
2017-18	Romello White, Fr., ASU	31	120-184	.652
2018-19	Josh Sharma, Sr., STAN	31	132-196	.673

FREE THROW PERCENTAGE

YEAR	PLAYER	G	FT-FTA	PCT
1959-60	Gary Cunningham, UCLA	10	28-28	1.000
1960-61	Earl Schultz, CAL	12	45-53	.849
1961-62	Darrell Sutherland, STAN	12	37-45	.822
1962-63	Dick Smith, CAL	12	34-42	.810
1963-64	Tom Dose, STAN	15	71-86	.826
1964-65	Jim Jarvis, OSU	14	62-72	.861
1965-66	John Block, USC	14	125-148	.844
1966-67	Charlie Perkins, CAL	14	67-79	.848
1967-68	John Pinkstaff, ORE	14	49-58	.845
1968-69	Blaine Ellis, WSU	14	37-43	.860
1969-70	Gary Freeman, OSU	12	36-43	.837
1970-71	Bill Drozdiak, ORE	14	50-58	.862
1971-72	Dan Anderson, USC	14	40-45	.889
1972-73	Steve Ericksen, OSU	14	21-23	.913
1973-74	Dan Anderson, USC	14	41-46	.891
1974-75	Rich Kelley, STAN	26	144-173	.832
1975-76	Rocky Smith, OSU	27	144-174	.824
1976-77	Greg Ballard, ORE	29	153-179	.856
1977-78	Don Vaughn, WASH	26	52-58	.896
1978-79	Rob Cross, ORE	27	81-93	.871
1979-80	Joe Nehls, ARIZ	27	108-122	.885
1980-81	Rod Foster, UCLA	25	60-66	.909
1981-82	Rod Foster, UCLA	27	95-100	.950•
1982-83	Michael Holton, UCLA	29	64-75	.853
1983-84	Chris Beasley, ASU	28	112-128	.875
1984-85	Novian Whitsitt, STAN	28	68-80	.850
1985-86	Steve Kerr, ARIZ	32	71-79	.899
1986-87	Terry Taylor, STAN	28	56-66	.848
1987-88	Todd Lichti, STAN	33	174-198	.879
1988-89	Alex Austin, ASU	28	69-80	.863
1989-90	Eldridge Recasner, WASH	26	99-112	.884
1990-91	Kevin Mixon, ORE	28	60-65	.923
1991-92	Don MacLean, UCLA	32	197-214	.921•
1992-93	Mark Pope, WASH	27	112-130	.862
1993-94	Dylan Rigdon, ARIZ	34	82-92	.891
1994-95	Dion Cross, STAN	29	91-110	.827
1995-96	Dion Cross, STAN	29	81-88	.920
1996-97	Kris Johnson, UCLA	31	96-115	.835
1997-98	Arthur Lee, STAN	35	164-185	.886
1998-99	Arthur Lee, STAN	33	140-158	.886
1999-00	Ryan Mendez, STAN	31	63-72	.875
	David Mosley, STAN	31	63-72	.875
2000-01	Ryan Mendez, STAN	34	94-101	.931
2001-02	Salim Stoudamire, ARIZ	34	103-114	.904
2002-03	Luke Ridnour, ORE	33	162-184	.880
	Jason Kapono, UCLA	29	81-92	.880
2003-04	Chris Hernandez, STAN	30	96-105	.914
2004-05	Salim Stoudamire, ARIZ	36	122-134	.910
2005-06	Chris Hernandez, STAN	30	109-121	.901
2006-07	Tajuan Porter, ORE	35	80-88	.909
2007-08	Darren Collison, UCLA	33	102-117	.872
2008-09	Darren Collison, UCLA	35	113-126	.897
2009-10	Jerome Randle, CAL	35	139-149	.933
2010-11	E.J. Singler, ORE	39	104-122	.852
2011-12	E.J. Singler, ORE	34	110-121	.909
2012-13	Mark Lyons, ARIZ	35	125-146	.856
2013-14	Joseph Young, ORE	34	155-176	.881
2014-15	Joseph Young, ORE	36	124-134	.925
2015-16	Andrew Andrews, WASH	34	273-321	.850
2016-17	Lauri Markkanen, Fr., ARIZ	37	137-164	.835
2017-18	Elijah Brown, Sr., ORE	36	80-86	.930
2018-19	Robert Franks, Sr., WSU	27	106-125	.848

THREE-POINT FIELD GOAL PERCENTAGE

YEAR	PLAYER	G	3P-3PA	PCT
1986-87	Terry Taylor, STAN	28	40-82	.488
1987-88	Steve Kerr, ARIZ	38	114-199	.573
1988-89	Matt Anderson, ASU	28	41-80	.513
1989-90	Keith Smith, CAL	32	42-91	.462
1990-91	Billy Dreher, CAL	28	56-112	.500
1991-92	Tracy Murray, UCLA	33	78-156	.500
1992-93	Chris Mills, ARIZ	28	56-116	.483
1993-94	Isaac Fontaine, WSU	31	31-69	.449
1994-95	Dion Cross, STAN	29	82-171	.480
1995-96	Isaac Fontaine, WSU	29	66-136	.485
1996-97	Blake Pengelly, WSU	30	36-74	.486
1997-98	Ryan Mendez, STAN	34	45-95	.474
1998-99	Donald Watts, WASH	25	32-64	.500
1999-00	Jason Kapono, UCLA	33	82-173	.474
2000-01	Michael McDonald, STAN	34	56-109	.514
2001-02	Grant Leep, WASH	29	39-74	.527
2002-03	Thomas Kelati, WSU	27	62-136	.456
2003-04	Chris Hernandez, STAN	30	46-100	.460
2004-05	Salim Stoudamire, ARIZ	36	120-238	.504•
2005-06	Sasa Cucic, OSU	30	36-73	.493
2006-07	Darren Collison, UCLA	35	51-114	.447
2007-08	Darren Collison, UCLA	33	53-101	.525
2008-09	Michael Roll, UCLA	35	51-99	.515
2009-10	Theo Robertson, CAL	29	48-106	.453
2010-11	Derrick Williams, ARIZ	38	42-74	.568
2011-12	Brendon Lavender, ARIZ	35	55-113	.487
2012-13	John Gage, STAN	34	45-101	.446
2013-14	Jason Calliste, ORE	34	65-129	.504
2014-15	Jordan Mathews, CAL	33	70-158	.443
2015-16	George King, So., COLO	34	68-149	.456
2016-17	Grant Mullins, Sr., CAL	32	71-165	.4303
2017-18	Viont'e Daniels, Jr., WSU	31	71-156	.455
2018-19	Matt Bradley, Fr., CAL	31	50-106	.472

ASSISTS AVERAGE

YEAR	PLAYER	G	A	AVG
1974-75	Chester Dorsey, WASH	25	139	5.6
1975-76	Ron Lee, ORE	30	184	6.1
1976-77	George Tucker, OSU	29	186	6.4
1977-78	Roy Hamilton, UCLA	28	167	6.0
1978-79	Russell Brown, ARIZ	27	247	9.2
1979-80	Russell Brown, ARIZ	27	200	7.4
1980-81	Russell Brown, ARIZ	27	166	6.1
1981-82	Lester Conner, OSU	30	153	5.1
1982-83	Ralph Jackson, UCLA	29	148	5.1
1983-84	Ralph Jackson, UCLA	28	159	5.7
1984-85	Larry Friend, USC	29	176	6.1
1985-86	Pooh Richardson, UCLA	29	179	6.2
1986-87	Gary Payton, OSU	30	229	7.6
1987-88	Gary Payton, OSU	31	230	7.4
1988-89	Gary Payton, OSU	30	244	8.1
1989-90	Gary Payton, OSU	29	235	8.1
1990-91	Darrick Martin, UCLA	32	217	6.8
1991-92	Marcus Lollie, STAN	29	189	6.5
1992-93	Jason Kidd, CAL	29	222	7.7
1993-94	Jason Kidd, CAL	30	272	9.07•
1994-95	Damon Stoudamire, ARIZ	30	220	7.3
1995-96	Brevin Knight, STAN	29	212	7.3
1996-97	Brevin Knight, STAN	30	234	7.8•
1997-98	Ahlon Lewis, ASU	32	294	9.2•
1998-99	Jason Terry, ARIZ	29	159	5.5
1999-00	Brandon Granville, USC	30	248	8.3
2000-01	Brandon Granville, USC	34	207	6.1
2001-02	Luke Walton, ARIZ	31	194	6.3
2002-03	Luke Ridnour, ORE	33	218	6.6
2003-04	Cedric Bozeman, UCLA	28	155	5.5
2004-05	Will Conroy, WASH	34	219	6.4
2005-06	Jordan Farmar, UCLA	37	189	5.1
2006-07	Mustafa Shkur, ARIZ	31	215	6.9
2007-08	Mitch Johnson, STAN	36	188	5.2
2008-09	Jerome Randle, CAL	33	165	5.0
2009-10	Derek Glasser, ASU	33	158	4.8
2010-11	Isaiah Thomas, WASH	35	213	6.1
2011-12	Reggie Moore, WSU	37	193	5.2
2012-13	Larry Drew II, UCLA	35	256	7.3
2013-14	Kyle Anderson, UCLA	36	233	6.5
2014-15	T.J. McConnell, ARIZ	38	238	6.3
2015-16	Julian Jacobs, USC	31	169	5.5
2016-17	Lonzo Ball, Fr., UCLA	36	274	7.6•
2017-18	Jordan McLaughlin, Sr., USC	36	281	7.8
2018-19	Jaylen Hands, So., UCLA	33	201	6.1

• - Led NCAA

All statistics based on Conference games only prior to 1974-75.



BLOCKED SHOTS AVERAGE

YEAR	PLAYER	G	BL	AVG
1977-78	James Donaldson, WSU	27	82	3.0
1978-79	James Donaldson, WSU	26	76	2.9
1979-80	Stuart House, WSU	28	69	2.5
1980-81	Alton Lister, ASU	26	49	1.9
1981-82	Ken Johnson, USC	28	43	1.5
1982-83	Gerry Wright, USC	24	40	1.7
1983-84	Blair Rasmussen, ORE	29	42	1.4
1984-85	Jon Taylor, ASU	25	42	1.8
1985-86	Chris Welp, WASH	31	67	2.2
1986-87	Anthony Cook, ARIZ	30	69	2.3
1987-88	Anthony Cook, ARIZ	38	75	2.0
1988-89	Anthony Cook, ARIZ	33	84	2.5
1989-90	Ed Stokes, ARIZ	29	49	1.7
1990-91	Keith Owens, UCLA	32	61	1.9
1991-92	Scott Haskin, OSU	31	68	2.2
1992-93	Scott Haskin, OSU	27	51	1.9
1993-94	Michael Stewart, CAL	30	59	2.0
1994-95	Mario Bennett, ASU	33	115	3.5
1995-96	Jelani McCoy, UCLA	31	102	3.3
1996-97	Rodger Farrington, ASU	27	113	4.2
1997-98	Mike Batiste, ASU	32	51	1.6
1998-99	Todd MacCulloch, WASH	29	47	1.6
1999-00	Loren Woods, ARIZ	26	102	3.9
2000-01	Loren Woods, ARIZ	29	84	2.9
2001-02	Curtis Borchardt, STAN	29	83	2.9
2002-03	Tommy Smith, ASU	32	69	2.16
2003-04	Channing Frye, ARIZ	30	63	2.10
2004-05	Ike Diogu, ASU	32	75	2.34
2005-06	Nick DeWitz, OSU	28	59	2.11
2006-07	Robin Lopez, STAN	31	73	2.35
2007-08	Taj Gibson, USC	33	84	2.55
2008-09	Taj Gibson, USC	35	100	2.90
2009-10	DeAngelo Casto, WSU	31	67	2.16
2010-11	Tyler Honeycutt, UCLA	33	68	2.06
2011-12	Eric Moreland, OSU	36	69	1.92
2012-13	Jordan Bachynski, ASU	35	120	3.43
2013-14	Jordan Bachynski, ASU	33	133	4.03•
2014-15	Jordan Bell, Fr., ORE	35	94	2.7
2015-16	Chris Boucher, Jr., ORE	38	110	2.9
2016-17	Chris Boucher, Sr., ORE	31	79	2.5
2017-18	Kenny Wooten, Fr., ORE	36	92	2.6
2018-19	Kylor Kelley, Jr., OSU	31	104	3.4

STEALS AVERAGE

YEAR	PLAYER	G	ST	AVG
1978-79	Don Collins, WSU	27	71	2.6
1979-80	Don Collins, WSU	28	76	2.7
1980-81	Lafayette Lever, ASU	28	74	2.6
1981-82	Lester Conner, OSU	30	91	3.0
1982-83	Craig Ehlo, WSU	30	59	2.0
1983-84	Keith Morrison, WSU	28	48	1.7
1984-85	Keith Morrison, WSU	28	56	2.0
	Keith Ramee, STAN	28	56	2.0
1985-86	Keith Morrison, WSU	30	60	2.0
	Darryl Flowers, OSU	27	55	2.0
1986-87	Derrick Dowell, USC	28	62	2.2
1987-88	Gary Payton, OSU	31	72	2.3
1988-89	Gary Payton, OSU	30	91	3.0
1989-90	Gary Payton, OSU	29	100	3.4
1990-91	Terrell Brandon, ORE	28	63	2.3
1991-92	Stevin Smith, ASU	30	66	2.2
1992-93	Jason Kidd, CAL	29	110	3.8•
1993-94	Jason Kidd, CAL	30	94	3.1
1994-95	Brevin Knight, STAN	28	78	2.8
1995-96	Jason Hamilton, WASH	28	59	2.1
1996-97	Brevin Knight, STAN	30	83	2.8
1997-98	Baron Davis, UCLA	32	77	2.4
1998-99	Jason Terry, ARIZ	29	80	2.8
1999-00	Jeff Trepagnier, USC	29	94	3.2
2000-01	Earl Watson, UCLA	32	62	1.9
2001-02	Errick Craven, USC	32	68	2.1
2002-03	Errick Craven, USC	29	73	2.5
2003-04	Errick Craven, USC	27	62	2.3
2004-05	Gabriel Pruitt, USC	29	56	1.9
2005-06	Hassan Adams, ARIZ	31	82	2.7
2006-07	Darren Collison, UCLA	35	78	2.2
2007-08	James Harden, ASU	34	73	2.2
2008-09	James Harden, ASU	35	59	1.7
2009-10	Seth Tarver, OSU	32	70	2.2
2010-11	Jared Cunningham, OSU	30	85	2.8
2011-12	Jared Cunningham, OSU	36	91	2.5
2012-13	Jordan Adams, UCLA	33	73	2.2
2013-14	Jordan Adams, UCLA	36	95	2.6
2014-15	Gary Payton II, OSU	31	95	3.1
2015-16	Gary Payton II, OSU	32	80	2.5
2016-17	Matisse Thybulle, So., WASH	31	65	2.1
2017-18	Matisse Thybulle, Jr., WASH	34	101	3.0
2018-19	Matisse Thybulle, Sr., WASH	36	126	3.5•

MOST POINTS

Season	3234	ARIZ, 1988 (38 games)
Game	149	UCLA vs. Loyola Marymount (98), Dec. 2, 1990
Conf. Game	127	ARIZ vs. ASU (99), Jan. 15, 1998
Both Teams, Game	247	UCLA (149) vs. Loyola Marymount (98), Dec. 2, 1990
Losing Team, Game	111	WSU vs. ARIZ (115), Mar. 2, 1995 (2 OT)

HIGHEST SCORING AVERAGE

Season	94.6	UCLA, 1972
---------------	------	------------

LARGEST SCORING MARGIN

*Season	30.3	UCLA, 1972 (94.6 offense, 64.3 defense)
Game	100	CAL (108) vs. Pomona Am. Legion (8), 1922
Conf. Game	55	ARIZ (116) vs. WASH (61), Dec. 20, 1988

MOST FIELD GOALS

Season	1210	UCLA, 2017 (36 games)
Game	58	UCLA vs. Loyola Marymount, Dec. 2, 1990

MOST FIELD GOAL ATTEMPTS

Season	2349	ARIZ, 1998
Game	109	ORE vs. Idaho, Feb. 14, 1947

HIGHEST FIELD GOAL PERCENTAGE

Season	.564	OSU, 1981 (862-of-1528)
Game	.769	STAN vs. ORE, Jan. 8, 1983 (30-of-39)

MOST THREE-POINT FIELD GOALS

Season	354	UCLA, 2017
Game	20	USC vs. OSU, Jan. 29, 2000

MOST THREE-POINT FIELD GOAL ATTEMPTS

Season	908	ORE, 2018
Game	51	ASU at Brigham Young, Dec. 1, 1992

HIGHEST THREE-POINT FIELD GOAL PERCENTAGE

Season	.483	ARIZ, 1988 (254-of-526)
Game (min 3 att)	1.000	ASU vs. Manhattan, Dec. 28, 1986 (3-of-3)
	1.000	WASH vs. WSU, Jan. 11, 1992 (3-of-3)

MOST FREE THROWS

Season	686	ARIZ, 1988
Game	47	UCLA vs. USC, Mar. 10, 1956

MOST FREE THROW ATTEMPTS

Season	971	ORE, 1953
Game	63	USC vs. Idaho, 1957
	63	OSU vs. ASU, Feb. 28, 1983

HIGHEST FREE THROW PERCENTAGE

Season	.786	ARIZ, 2004 (511-of-650)
Game (min 15 att.)	1.000	WSU vs. ORE, Jan. 17, 2009 (28-of-28)

REBOUNDS

Season	1670	UCLA, 1964 (30 games)
Game	86	CAL vs. Oklahoma City, Jan. 3, 1972

HIGHEST REBOUNDING AVERAGE

Season	55.7	UCLA, 1964
---------------	------	------------

DEFENSIVE FIELD GOAL PERCENTAGE

Season	.352	STAN, 2000
---------------	------	------------

ASSISTS

Season	771	UCLA, 2017
Game	41	OSU vs. Texas-Wesleyan, Dec. 1, 1978

STEALS

Season	358	ARIZ, 1997
Game	27	OSU vs. Hawaii-Hilo, Dec. 22, 1985

BLOCKED SHOTS

Season	248	ORE, 2017
Game	19	STAN vs. USC, Jan. 25, 2007

MOST CONSECUTIVE VICTORIES

*All Games	88	UCLA, 1971-74
*Regular Season	76	UCLA, 1971-74
Pac-12 Games	50	UCLA, 1971-74
*NCAA Tourney	38	UCLA, 1964-74 (10 Tournaments)

MOST CHAMPIONSHIPS

*NCAA	11	UCLA, 1964-65, 1967-73, 75, 95
*Consec. NCAA	7	UCLA, 1967-73
Conference	30	UCLA
Consec. Conf.	13	UCLA, 1967-79
Pac-12 Tournament	7	ARIZ, 1988-90, 2002, 2015, 2017-18
Consec. Conf. Tourn.	4	ARIZ, 1988-90, 2002

WINS AND LOSSES

Win Pct., All Games	1.000	UCLA, 1964 (30-0)
	1.000	UCLA, 1972 (30-0)
	1.000	UCLA, 1973 (30-0)
	1.000	CAL, 1926 (14-0)
	1.000	CAL, 1927 (13-0)
Wins, Season	35	ARIZ, 1988
*Consec. Win Seasons	54	UCLA, 1949-2002
25-Win Ssns., Consec.	10	UCLA, 1967-76
20-Win Ssns., Consec.	20	ARIZ, 1988-2007
Wins, Conf. Season	17	OSU, 1981
	17	ARIZ, 1988, '89, '93, '98, '03
	17	STAN, 2004
Losses, Season	27	WSU, 1953
	27	OSU, 2017
Losses, Conf. Season	18	OSU, 2008
Consec. Conf. Losses	30	UCLA, 1937-40

CONSECUTIVE VICTORIES vs. ONE OPPONENT

*52	UCLA vs. CAL, 1961-85
------------	-----------------------

CONSECUTIVE HOME VICTORIES vs. ONE OPPONENT

46	UCLA vs. WSU, 1950-2004
-----------	-------------------------

ATTENDANCE

Largest, Pac-12 venue	15,517	UCLA at USC (LA Sports Arena), Feb. 27, 1992
Avg., Pac-12 venue	14,591	ARIZ 2015
Pac-12 Home Avg.	8,709	2008 (1,489,187 fans/171 games)
	8,388	2000 (1,258,249 fans/150 games)
	8,340	2009 (1,442,792 fans/173 games)
	8,208	2005 (1,222,929 fans/149 games)
	8,177	2007 (1,414,601 fans/173 games)
	8,157	2004 (1,182,772 fans/145 games)
	8,088	1996 (1,100,028 fans/136 games)

* - NCAA record as of 2017-18 NCAA Records Book



MOST POINTS

Career	2608	Don MacLean, UCLA, 1989-92 (128 games)
Conf. Career	1486	Don MacLean, UCLA, 1989-92
Season	870	Lew Alcindor, UCLA, 1967 (30 games)
Conf. Season	500	Reggie Miller, UCLA, 1986 (18 games)
Game	61	Lew Alcindor, UCLA vs. WSU, Feb. 25, 1967
	61	Eddie House, ASU vs. CAL, Jan. 8, 2000

HIGHEST SCORING AVERAGE

Career	26.4	Lew Alcindor, UCLA, 1967-69
Conf. Career	25.6	Lew Alcindor, UCLA, 1967-69
Season	29.0	Lew Alcindor, UCLA, 1967
Conf. Season	27.8	Reggie Miller, UCLA, 1986

MOST FIELD GOALS

Career	943	Lew Alcindor, UCLA, 1967-69 (88 games)
	943	Don MacLean, UCLA, 1989-92 (128 games)
Season	346	Lew Alcindor, UCLA, 1967 (30 games)
Game	26	Lew Alcindor, UCLA vs. WSU, Feb. 25, 1967

MOST FIELD GOAL ATTEMPTS

Career	1776	Don MacLean, UCLA, 1989-92 (128 games)
Season	626	Ron Tomsic, STAN, 1953 (27 games)
Game	38	Gary Payton, OSU vs. USC, Feb. 22, 1990

HIGHEST FIELD GOAL PERCENTAGE

*Career	.678	Steve Johnson, OSU, 1977-81 (828-1222)
Season	.746	Steve Johnson, OSU, 1981 (235-315) (NCAA Min. 5 made per game)
	.756	Jelani McCoy, UCLA, 1997 (152-201) (Pac-10 Min. 4 made per game)
Game (min. 10 att.)	1.000	Steve Johnson, OSU vs. Hawaii-Hilo, Dec. 5, 1979 (13-13)
Conf. Game	1.000	Eric Boateng, ASU vs. STAN, Feb. 25, 2010 (11-11)
	1.000	Bryce Taylor, ORE vs. USC, Mar. 10, 2007 (11-11)
	1.000	Tommy Smith, ASU vs. WASH, Feb. 10, 2001 (11-11)
	1.000	Marques Johnson, UCLA vs. CAL, Feb. 27, 1976 (11-11)
	1.000	Five players tied (10-10)

MOST THREE-POINT FIELD GOALS

Career	342	Salim Stoudamire, ARIZ, 2002-05
Season	120	Salim Stoudamire, ARIZ, 2005
Game	10	Tajuan Porter, ORE vs. Portland St., Nov. 12, 2006
	10	Stevin Smith, ASU vs. ORE, Jan. 30, 1993
	10	Stevin Smith, ASU vs. OSU, Jan. 27, 1994
	10	Robert Franks, WSU vs. CAL, Jan. 13, 2018
	10	Bennie Boatwright, USC vs. CAL, Feb. 16, 2019
Consecutive	12	Brian Wright, WSU vs. OSU (4), ORE (8), Feb. 18-21, 1988

MOST THREE-POINT FIELD GOAL ATTEMPTS

Career	891	Stevin Smith, ASU, 1991-94
Season	300	Stevin Smith, ASU, 1993
Game	19	Anthony Pendleton, USC vs. STAN, Mar. 2, 1989 (8/19)

HIGHEST THREE-POINT FIELD GOAL PERCENTAGE

Career	.477	Todd Lichti, STAN, 1986-89 (112-235) (Min. 2 seasons)
*Season	.573	Steve Kerr, ARIZ, 1988 (114-199) (Min. 100 made per season)
Game (min 5 att.)	1.000	Maurice Jones, USC vs. South Carolina, Nov. 26, 2011 (7-7)
	1.000	Bryce Taylor, ORE vs. USC, Mar. 10, 2007 (7-7)
	1.000	Jawann McClellan, ARIZ vs. New Mexico St., Nov. 19, 2006 (7-7)
	1.000	Dion Cross, STAN vs. ARIZ, Mar. 7, 1996 (7-7)
	1.000	Four players tied (6-6)
	1.000	21 players tied (5-5)

* - NCAA record as of 2017-18 NCAA Records Book

MOST FREE THROWS

Career	711	Don MacLean, UCLA, 1989-92
Season	273	Andrew Andrews, WASH, 2016
Game	23	Bryan Rison, WSU vs. ORE, Feb. 14, 1980
Consec., All Games	62	Luke Ridnour, ORE, 2003
Consec., Conf. Games	62	Luke Ridnour, Jan. 4 - Feb. 22, 2003

MOST FREE THROW ATTEMPTS

Career	886	Adam Keefe, STAN, 1989-92
Season	328	Swede Halbrook, OSU, 1954
Game	28	Swede Halbrook, OSU vs. Idaho, Jan. 22, 1954 (made 13)

HIGHEST FREE THROW PERCENTAGE

Career	.900	Joseph Young, ORE, 2014-15 (279-310)
Season	.950	Rod Foster, UCLA, 1982 (95-100)
Game (min 10 att.)	1.000	John Block, USC vs. WASH, Feb. 11, 1966 (21-21)

MOST REBOUNDS

Career	1375	Mel Counts, OSU, 1962-64
Conf. Career	687	Bill Walton, UCLA, 1972-74
Season	506	Bill Walton, UCLA, 1973
Conf. Season	282	Jim Loscutt, ORE, 1955
Game	36	Swede Halbrook, OSU vs. Idaho, Feb. 15, 1955

HIGHEST REBOUNDING AVERAGE

Career	15.7	Bill Walton, UCLA, 1972-74
Conf. Career	16.4	Bill Walton, UCLA, 1972-74
Season	17.2	Jim Loscutt, ORE, 1955
Conf. Season	17.6	Jim Loscutt, ORE, 1955

MOST ASSISTS

Career	938	Gary Payton, OSU, 1987-90
Season	294	Ahlon Lewis, ASU, 1998
Game	19	Russell Brown, ARIZ vs. Grand Canyon, Dec. 8, 1979
		Jordan McLaughlin, USC vs. UC Santa Barbara, Dec. 17, 2017
Conf. Game	18	Jason Kidd, CAL vs. STAN, Jan. 20, 1993

HIGHEST ASSISTS AVERAGE

Career	8.4	Jason Kidd, CAL, 1993-94
Season	9.19	Ahlon Lewis, ASU, 1998 (294 in 32 games)

MOST STEALS

Career	321	Gary Payton, OSU, 1987-90
Season	110	Jason Kidd, CAL, 1993
Conf. Season	71	Matisse Thybulle, WASH, 2019
Game	11	Tyus Edney, UCLA vs. George Mason, Dec. 22, 1994
Conf. Game	9	Brevin Knight, STAN vs. USC, Feb. 23, '95
	9	Bennett Davison, ARIZ vs. STAN, Feb. 28, 1998

HIGHEST STEALS AVERAGE

Career	3.5	Jason Kidd, CAL, 1993-94
Season	3.8	Jason Kidd, CAL, 1993
Conf. Season	3.9	Matisse Thybulle, WASH, 2019

MOST BLOCKED SHOTS

Career	314	Jordan Bachynski, ASU, 2011-14
Season	133	Jordan Bachynski, ASU, 2014
Game	14	Loren Woods, ARIZ vs. ORE, Feb. 3, 2000
Conf. Game	14	Loren Woods, ARIZ vs. ORE, Feb. 3, 2000

HIGHEST BLOCKED SHOTS AVERAGE

Career	3.4	Loren Woods, ARIZ, 2000-01
Season	4.2	Rodger Farrington, ASU, 1997

MOST PERSONAL FOULS

Career	470	Steve Johnson, OSU, 1977-81
Season	126	Steve Johnson, OSU, 1977

MOST MINUTES

Game	63.5	Gene Ransom, CAL vs. ORE, Feb. 10, 1977 (5 OT)
-------------	------	--

**POINTS
ALL GAMES
(1,500-POINT CLUB)**

1. 2608 Don MacLean, UCLA, 1989-92
2. 2555 Sean Elliott, ARIZ, 1986-89
3. 2375 Chasson Randle, STAN, 2012-15
4. 2336 Todd Lichti, STAN, 1986-89
5. 2325 Lew Alcindor, UCLA, 1967-69
6. 2319 Adam Keefe, STAN, 1989-92
7. 2172 Gary Payton, OSU, 1987-90
8. 2095 Reggie Miller, UCLA, 1984-87
- 2095 Jason Kapono, UCLA, 2000-03
10. 2085 Ron Lee, ORE, 1973-76
11. 2073 Chris Welp, WASH, 1984-87
12. 2048 Harold Miner, USC, 1990-92
13. 2044 Eddie House, ASU, 1997-2000
14. 2035 Steve Johnson, OSU, 1977-81
15. 2003 Isaac Fontaine, WSU, 1994-97
16. 1984 Jeremy Veal, ASU, 1995-98
- 1984 Jason Gardner, ARIZ, 2000-03
18. 1973 Mel Counts, OSU, 1962-64
19. 1970 Luke Jackson, ORE, 2001-2004
20. 1960 Salim Stoudamire, ARIZ, 2002-05
21. 1946 Ike Diogu, ASU, 2003-05
22. 1939 Anthony Taylor, ORE, 1984-88
23. 1925 Khalid Reeves, ARIZ, 1991-94
24. 1922 Bryce Alford, UCLA, 2014-17
25. 1894 Steve Puidokas, WSU, 1974-77
26. 1880 C.J. Wilcox, WASH, 2011-14
27. 1849 Damon Stoudamire, ARIZ, 1992-95
28. 1846 Toby Bailey, UCLA, 1995-98
29. 1835 Jerome Randle, CAL, 2007-10
30. 1834 Ron Riley, ASU, 1993-96
31. 1829 Greg Ballard, ORE, 1973-77
32. 1818 Hassan Adams, ARIZ, 2003-06
33. 1815 Ed O'Bannon, UCLA, 1993-95
34. 1812 Andrew Andrews, WASH, 2012-16
35. 1805 Jon Brockman, WASH, 2006-09
36. 1803 Tajuan Porter, ORE, 2007-10
37. 1801 J.R. Henderson, UCLA, 1995-98
38. 1798 Trevor Wilson, UCLA, 1987-90
39. 1797 Tra Holder, ASU, 2015-18
40. 1792 Tracy Murray, UCLA, 1990-92
41. 1791 Michael Dickerson, ARIZ, 1995-98
42. 1789 Channing Frye, ARIZ, 2002-05
43. 1787 Quincy Pondexter, WASH, 2007-10
44. 1784 Charles O'Bannon, UCLA, 1994-97
45. 1776 Sean Lampley, CAL, 1998-2001
46. 1774 Bob Houbregs, WASH, 1951-53
47. 1767 Bill Walton, UCLA, 1972-74
- Stephen Thompson Jr., OSU, 2016-19
49. 1756 Klay Thompson, WSU, 2009-11
50. 1745 Roberto Nelson, OSU, 2011-14
51. 1743 Todd MacCulloch, WASH, 1996-99
52. 1740 Askia Booker, COLO, 2012-15
53. 1734 Josh Shipp, UCLA, 2005-09
54. 1727 Ronnie Coleman, USC, 1988-91
55. 1723 Casey Jacobsen, STAN, 2000-02
56. 1721 Isaiah Thomas, WASH, 2009-11
- David Greenwood, UCLA, 1976-79
58. 1714 Brevin Knight, STAN, 1994-97
59. 1709 Josh Scott, COLO, 2012-16
60. 1700 Eldridge Recasner, WASH, 1987-90
- 1700 Patrick Christopher, CAL, 2007-10
62. 1697 Chase Budinger, ARIZ, 2007-09
63. 1694 A.C. Green, OSU, 1982-85
64. 1690 Gail Goodrich, UCLA, 1963-65
65. 1688 Lamond Murray, CAL, 1992-94
66. 1674 Orlando Williams, ORE, 1992-95
67. 1673 Stevin Smith, ASU, 1991-94



Pac-12 Career Scoring Leader - Don MacLean, UCLA

68. 1666 Joe Shipp, CAL, 2000-03
69. 1664 Miles Simon, ARIZ, 1995-98
70. 1661 Tres Tinkle, OSU, 2016-
71. 1659 Marques Johnson, UCLA, 1974-77
72. 1657 Sam Clancy, USC, 1999-2002
73. 1655 Stan Love, ORE, 1968-71
- Kevin Johnson, CAL, 1984-87
75. 1654 Bob McKeen, CAL, 1952-55
76. 1648 Jordan McLaughlin, USC, 2015-18
77. 1644 Fredrick Jones, ORE, 1999-2002
78. 1642 Malik Hairston, ORE, 2005-08
79. 1639 Darren Collison, UCLA, 2006-09
80. 1638 Kenny Fields, UCLA, 1981-84
81. 1635 Dion Cross, STAN, 1993-96
82. 1619 Chris Mills, ARIZ, 1991-93
83. 1615 Kimberly Belton, STAN, 1977-80
84. 1613 Tyrone Wallace, CAL, 2012-16
85. 1612 Dillon Brooks, ORE, 2015-17
86. 1609 Noah Dickerson, WASH, 2016-19
87. 1608 Leonard Taylor, CAL, 1985-89
88. 1606 Desmon Farmer, USC, 2001-04
89. 1599 Howard Wright, STAN, 1985-89
90. 1592 John Revelli, STAN, 1980-84
91. 1591 Tim Young, STAN, 1995-99
92. 1590 Anthony Cook, ARIZ, 1986-89
93. 1588 Jeff Pendergraph, ASU, 2006-09
94. 1575 Shon Tarver, UCLA, 1991-94
95. 1572 Byron Scott, ASU, 1979-83
96. 1568 Jordan Loveridge, UTAH, 2012-16
97. 1566 Claude Terry, STAN, 1970-72
98. 1563 Don Collins, WSU, 1977-80
99. 1562 Anthony Brown, STAN, 2012-15
100. 1561 Charlie Sitton, OSU, 1981-84
101. 1554 Blair Rasmussen, ORE, 1981-85
102. 1549 Steve Beck, ASU, 1984-87
103. 1548 James Edwards, WASH, 1974-77
- DaVonté Lacy, WSU, 2012-15
105. 1546 E.J. Singler, ORE, 2010-13
106. 1542 Bennie Boatwright, USC, 2016-19
107. 1540 Arron Afflalo, UCLA, 2005-07
108. 1537 Allen Crabbe, CAL, 2011-13
109. 1536 Brian Hendrick, CAL, 1990-93
110. 1530 Brock Motum, WSU, 2010-13
111. 1524 Wayne Carlander, USC, 1982-85
112. 1516 Steve Hawes, WASH, 1970-72
- Keith Jones, STAN, 1980-84
114. 1515 Tyus Edney, UCLA, 1992-95
115. 1510 Aaron Brooks, ORE, 2004-07
116. 1507 David Crisp, WASH, 2016-19
117. 1504 Louie Nelson, WASH, 1971-73

**SCORING AVERAGE
ALL GAMES**

(Min. 2 seasons)

1. 26.4 Lew Alcindor, UCLA, 1967-69
2. 23.5 Harold Miner, USC, 1990-92
3. 22.2 Mel Counts, OSU, 1962-64
4. 22.2 Terrell Brandon, ORE, 1990-91
5. 20.7 Ike Diogu, ASU, 2003-05
6. 21.1 Swede Halbrook, OSU, 1954-55
- Stan Love, ORE, 1969-71
8. 20.8 Steve Hawes, WASH, 1970-72
9. 20.6 Claude Terry, STAN, 1970-72
10. 20.5 Don MacLean, UCLA, 1989-92

**FIELD GOALS
ALL GAMES**

1. 943 Lew Alcindor, UCLA, 1967-69
- Don MacLean, UCLA, 1989-92
3. 896 Sean Elliott, ARIZ, 1986-89
4. 838 Ron Lee, ORE, 1973-76
5. 830 Adam Keefe, STAN, 1989-92
6. 829 Gary Payton, OSU, 1987-90
7. 828 Steve Johnson, OSU, 1977-81
8. 820 Chris Welp, WASH, 1984-87
- Todd Lichti, STAN, 1986-89
10. 769 Reggie Miller, UCLA, 1984-87

**FIELD GOAL ATTEMPTS
ALL GAMES**

1. 2006 Ron Lee, ORE, 1973-76
2. 1794 Eddie House, ASU, 1997-2000
3. 1776 Don MacLean, UCLA, 1989-92
4. 1775 Chasson Randle, STAN, 2012-15
5. 1750 Sean Elliott, ARIZ, 1986-89
6. 1710 Gary Payton, OSU, 1987-90
7. 1675 Ron Riley, ASU, 1993-96
8. 1653 Mel Counts, OSU, 1962-64
9. 1597 Jeremy Veal, ASU, 1995-98
10. 1581 Bob McKeen, CAL, 1952-55

**FIELD GOAL PERCENTAGE
ALL GAMES**

(Min. 2 seasons/3 made per game)

1. .694 Jelani McCoy, UCLA, 1996-98
(347-of-500)
2. .678 Steve Johnson, OSU, 1977-81
(828-of-1222)
3. .664 Todd MacCulloch, WASH, 1996-99
(702-of-1058)
4. .662 Mark McNamara, CAL, 1981-82
(413-of-624)
5. .651 Bill Walton, UCLA, 1972-74
(747-of-1147)
6. .639 Lew Alcindor, UCLA, 1967-69
(943-of-1476)
7. .642 Fred Ferguson, WSU, 1993-94
(172-of-268)
8. .613 Joseph Blair, ARIZ, 1993-1996
(470-of-767)
9. .608 Jason Collins, STAN, 1997-2001
(262-of-431)
10. .607 Vic Bartolome, OSU, 1968-70
(463-of-763)



POINTS

**CONFERENCE GAMES
(1,000-POINT CLUB)**

1. 1486 Don MacLean, UCLA, 1989-92
2. 1340 Todd Lichti, STAN, 1986-89
3. 1331 Sean Elliott, ARIZ, 1986-89
4. 1330 Gary Payton, OSU, 1987-90
5. 1305 Harold Miner, USC, 1990-92
6. 1300 Adam Keefe, STAN, 1989-92
7. 1234 Reggie Miller, UCLA, 1984-87
8. 1219 Jason Kaponu, UCLA, 2000-03
9. 1209 Jeremy Veal, ASU, 1995-98
10. 1203 Chasson Randle, STAN, 2012-15
11. 1199 Isaac Fontaine, WSU, 1994-97
12. 1191 Anthony Taylor, ORE, 1985-88
13. 1166 Salim Stoudamire, ARIZ, 2002-05
14. 1156 Chris Welp, WASH, 1984-87
15. 1143 Steve Johnson, OSU, 1977-81
16. 1141 Ike Diogu, ASU, 2003-05
17. 1137 Eddie House, ASU, 1997-2000
18. 1127 Luke Jackson, ORE, 2001-04
19. 1116 Orlando Williams, ORE, 1992-95
20. 1113 Todd MacCulloch, WASH, 1996-99
21. 1112 Damon Stoudamire, ARIZ, 1992-95
22. 1107 Khalid Reeves, ARIZ, 1991-94
23. 1105 Stephen Thompson Jr., OSU, 2016-19
24. 1103 Lamond Murray, CAL, 1992-94
25. 1100 Ron Riley, ASU, 1993-96
26. 1096 Steve Beck, ASU, 1984-87
27. 1089 Ron Lee, ORE, 1973-76
28. 1084 A.C. Green, OSU, 1982-85
29. 1079 Eldridge Recasner, WASH, 1987-90
30. 1072 Ronnie Coleman, USC, 1988-91
31. 1068 Brevin Knight, STAN, 1994-97
32. 1067 Andrew Andrews, WASH, 2012-16
33. 1064 Kenny Fields, UCLA, 1981-84
34. 1057 Blair Rasmussen, ORE, 1982-85
35. 1055 Channing Frye, ARIZ, 2002-05
36. 1054 David Greenwood, UCLA, 1976-79
37. 1053 Kevin Johnson, CAL, 1984-87
38. 1050 Lew Alcindor, UCLA, 1967-69
39. 1042 Jason Gardner, ARIZ, 2000-03
40. 1037 Quincy Pondexter, WASH, 2007-10
41. 1033 Dion Cross, STAN, 1993-96
42. 1030 Casey Jacobsen, STAN, 2000-02
43. 1030 Stevin Smith, ASU, 1991-94
44. 1028 Ed O'Bannon, UCLA, 1993-95
45. 1026 Don Collins, WSU, 1977-80
46. 1023 Sean Lampley, CAL, 1998-2001
47. 1014 Bryce Alford, UCLA, 2014-17
48. 1013 Charles O'Bannon, UCLA, 1994-97
49. 1011 Kimberly Belton, STAN, 1977-80
50. 1008 Toby Bailey, UCLA, 1995-98
51. 1006 Roberto Nelson, OSU, 2011-14
52. 1002 Tracy Murray, UCLA, 1990-92

SCORING AVERAGE

**CONFERENCE GAMES
(Min. 2 seasons)**

1. 25.6 Lew Alcindor, UCLA, 1967-69
2. 24.2 Harold Miner, USC, 1990-92
3. 23.2 Terrell Brandon, ORE, 1990-91
4. 22.2 Claude Terry, STAN, 1970-72
5. 21.9 Stan Love, ORE, 1969-71
Don MacLean, UCLA, 1989-92
7. 21.3 Steve Hawes, WASH, 1970-72
8. 21.1 Ike Diogu, ASU, 2003-05
9. 20.9 Ed Gray, CAL, 1996-97
10. 20.5 Bill Walton, UCLA, 1972-74

3-POINT FIELD GOALS

ALL GAMES

1. 345 Tajuan Porter, ORE, 2007-10
2. 342 Salim Stoudamire, ARIZ, 2002-05
3. 329 Bryce Alford, UCLA, 2014-17
4. 323 Stevin Smith, ASU, 1991-94
5. 318 Jason Gardner, ARIZ, 2000-03
6. 317 Jason Kaponu, UCLA, 2000-03
7. 304 Chasson Randle, STAN, 2012-15
8. 301 C.J. Wilcox, WASH, 2011-14
9. 282 Orlando Williams, ORE, 1992-95
10. 280 Rihards Kuksiks, ASU, 2008-11

3-POINT FIELD GOAL ATTEMPTS

ALL GAMES

1. 896 Tajuan Porter, ORE, 2007-10
2. 891 Stevin Smith, ASU, 1991-94
3. 875 Jason Gardner, ARIZ, 2000-03
4. 831 Ron Riley, ASU, 1993-96
5. 829 Bryce Alford, UCLA, 2014-17
6. 787 Chasson Randle, STAN, 2012-15
7. 773 C.J. Wilcox, WASH, 2011-14
8. 766 David Crisp, WASH, 2016-19
9. 757 Ty Abbott, ASU, 2008-11
10. 747 Salim Stoudamire, ARIZ, 2002-05

3-POINT FIELD GOAL PCT.

ALL GAMES

(Min. 100 made and two seasons)

1. .477 Todd Lichti, STAN, 1986-89
(112-of-235)
2. .463 Terry Taylor, STAN, 1986-89
(156-of-337)
3. .458 Salim Stoudamire, ARIZ, 2002-05
(342-of-747)
4. .457 Isaac Fontaine, WSU, 1994-97
(208-of-455)
5. .446 Jason Kaponu, UCLA, 2000-02
(317-of-710)
6. .440 Theo Robertson, CAL, 2006-10
(154-of-350)
7. .437 Dion Cross, STAN, 1993-1996
(241-of-551)
8. .435 Darren Collison, UCLA, 2006-09
(164-of-377)
9. .431 Chris Hernandez, STAN, 2002-06
(198-of-459)
10. .429 Kenny Amman, STAN, 1990-91
(105-of-245)

(Steve Kerr, ARIZ, redshirted during the first season of the three-pointer, 1986-87. In 1987-88, his senior year, he shot 57.3 percent (114-of-199) from that distance)

FREE THROWS

ALL GAMES

1. 711 Don MacLean, UCLA, 1989-92
2. 671 Ike Diogu, ASU, 2003-05
3. 652 Adam Keefe, STAN, 1990-92
4. 625 Sean Elliott, ARIZ, 1986-89
5. 591 Brevin Knight, STAN, 1994-97
6. 584 Todd Lichti, STAN, 1986-89
7. 578 Andrew Andrews, WASH, 2012-16
8. 551 Chasson Randle, STAN, 2012-15
9. 543 Mel Counts, OSU, 1962-64
10. 533 Tra Holder, ASU, 2015-18

FREE THROW ATTEMPTS

ALL GAMES

1. 886 Adam Keefe, STAN, 1989-92
2. 854 Ike Diogu, ASU, 2003-05
3. 827 Don MacLean, UCLA, 1989-92
4. 786 Sean Elliott, ARIZ, 1986-89
5. 741 Brevin Knight, STAN, 1994-97
6. 726 John Revelli, STAN, 1981-84
7. 709 Andrew Andrews, WASH, 2012-16
8. 702 J.R. Henderson, UCLA, 1995-98
9. 699 Lew Alcindor, UCLA, 1967-69
10. 696 Tra Holder, ASU, 2015-18

FREE THROW PERCENTAGE

ALL GAMES

(Min. 2 seasons/2 made per game)

1. .900 Joseph Young, ORE, 2014-15
(279-of-310)
2. .881 Jerome Randle, CAL, 2007-10
(393-of-446)
3. .880 Rod Foster, UCLA, 1980-83
(309-of-351)
4. .871 Tajuan Porter, ORE, 2007-10
(290-of-333)
5. .8699 Salim Stoudamire, ARIZ, 2002-05
(388-of-446)
6. .8691 Ryan Mendez, STAN, 1998-01
(186-of-214)
7. .868 Rob Closs, ORE, 1977-79
(145-of-167)
8. .86698 Arthur Lee, STAN, 1996-99
(365-of-421)
9. .86695 Curtis Allen, WASH, 2001-04
(202-of-233)
10. .862 Chris Stephens, OSU, 2003-06
(224-of-260)

REBOUNDS

ALL GAMES

(750-REBOUND CLUB)

1. 1375 Mel Counts, OSU, 1962-64
2. 1370 Bill Walton, UCLA, 1972-74
3. 1367 Lew Alcindor, UCLA, 1967-69
4. 1283 Jon Brockman, WASH, 2006-09
5. 1119 Adam Keefe, STAN, 1989-92
6. 1114 Greg Ballard, ORE, 1974-77
7. 1081 Tim Young, STAN, 1995-99
8. 1067 Ron Riley, USC, 1970-72
9. 1051 Doug Smart, WASH, 1957-59
10. 1035 Thomas Welsh, UCLA, 2015-18
11. 1022 David Greenwood, UCLA, 1976-79
12. 1019 Bob McKeen, CAL, 1951-55
13. 1015 Josh Hawkinson, WSU, 2014-17
14. 1001 Trevor Wilson, UCLA, 1987-90
15. 997 Doug McClary, WASH, 1951-53
16. 995 Chris Welp, WASH, 1984-87
17. 992 Steve Puidokas, WSU, 1974-77
Don MacLean, UCLA, 1989-92
19. 979 Noah Dickerson, WASH, 2016-19
20. 975 Todd MacCulloch, WASH, 1996-99
Channing Frye, ARIZ, 2002-05
22. 974 Josh Scott, COLO, 2012-16
23. 971 Bob Houbregs, WASH, 1951-53
24. 955 Kimberly Belton, STAN, 1977-80
25. 945 Steve Hawes, WASH, 1970-72
26. 944 Rich Kelley, STAN, 1973-75
27. 942 Jeff Pendergraph, ASU, 2006-09
28. 940 Ansley Truitt, CAL, 1970-72
29. 927 Mark Hendrickson, WSU, 1993-96

- 30. 917 David Kravish, CAL, 2012-15
- 31. 903 Maarty Leunen, ORE, 2005-08
- 32. 900 Willie Naulls, UCLA, 1954-56
- 33. 898 Brian Hendrick, CAL, 1990-93
- 34. 897 Marques Johnson, UCLA, 1974-77
- 35. 896 Dan Gadzuric, UCLA, 1999-2002
- 896 Taj Gibson, USC, 2007-09
- 37. 894 Sidney Wicks, UCLA, 1969-71
- 38. 890 Chet Noe, ORE, 1950-53
- 39. 889 Sean Lampley, CAL, 1998-2001
- 40. 882 Wesley Gordon, COLO, 2014-17
- 41. 880 A.C. Green, OSU, 1982-85
- 42. 879 Kaleb Tarczewski, ARIZ, 2012-16
- 43. 862 Doug True, CAL, 1977-80
- 44. 861 Anthony Cook, ARIZ, 1986-89
- Mark Madsen, STAN, 1997-2000
- 46. 860 Max Anderson, ORE, 1954-56
- Howard Wright, STAN, 1985-89
- 48. 853 Dwight Powell, STAN, 2011-14
- 49. 846 Jim Loscutt, ORE, 1950-55
- 50. 844 Jim McKean, WSU, 1966-68
- 51. 839 Sam Clancy, USC, 1999-2002
- 52. 837 Ted Werner, WSU, 1963-65
- 53. 834 Josh Huestis, STAN, 2011-14
- 54. 832 Bruno Boin, WASH, 1956-59
- 832 Michael Wright, ARIZ, 1999-01
- 56. 831 John Rudometkin, USC, 1960-62
- 57. 828 Dave Gambee, OSU, 1956-58
- 58. 827 Charlie Sells, WSU, 1960-62
- 59. 822 Allen Young, USC, 1963-65
- 60. 821 Ronnie Coleman, USC, 1988-91
- 61. 820 Ed O'Bannon, UCLA, 1993-95
- 62. 818 Stan Love, ORE, 1968-71
- J.R. Henderson, UCLA, 1995-98
- 64. 817 A.J. Bramlett, ARIZ, 1996-99
- 65. 814 Dave Butler, CAL, 1983-87
- 66. 808 Sean Elliott, ARIZ, 1986-89
- 67. 806 Derrick Dowell, USC, 1984-87
- 68. 802 Ike Diogu, ASU, 2003-05
- 69. 798 John Revelli, STAN, 1980-84
- 70. 797 Charles O'Bannon, UCLA, 1994-97
- 71. 796 Curtis Rowe, UCLA, 1969-71
- 72. 792 James Edwards, WASH, 1974-77
- 73. 791 Dwight Morrison, Idaho, 1952-54
- Fred Slaughter, UCLA, 1962-64
- 75. 785 Steve Johnson, OSU, 1977-80
- 76. 784 Leonard Taylor, CAL, 1985-89
- 77. 775 Carlos Daniel, WSU, 1995-98
- L.R. Mbaha Moute, UCLA, 2006-08
- 79. 768 Roy Irvin, USC, 1953-559
- Ed Corell, WASH, 1961-63
- 81. 767 Wayne Carlander, USC, 1982-85
- 82. 766 Solomon Hill, ARIZ, 2010-13
- 83. 763 Jaha Wilson, USC, 1994-97
- 763 Jordan Hill, ARIZ, 2007-09
- 85. 762 Eric Moreland, OSU, 2012-14
- 86. 758 Reid Travis, STAN, 2015-18
- 87. 755 Tom Dose, STAN, 1962-64
- 755 David Bluthenthal, USC, 1999-2002
- 89. 757 Quincy Pondexter, WASH, 2007-10
- 90. 752 Detlef Schrempf, WASH, 1982-85
- 91. 751 Don Bragg, UCLA, 1952-55

Conference figures do not include Pac-12 Tournament games (1987-90, 2002-18)

REBOUNDING AVERAGE

ALL GAMES

(Min. 2 seasons)

- 1. 15.7 Bill Walton, UCLA, 1972-74
- 2. 15.5 Lew Alcindor, UCLA, 1967-69
- 3. 15.4 Mel Counts, OSU, 1962-64
- 4. 14.8 Jim Loscutt, ORE, 1951-55
- 5. 14.6 Bob Peterson, ORE, 1951-52
- 6. 13.7 Ron Riley, USC, 1970-72
- 7. 13.5 Doug Smart, WASH, 1957-59
- 8. 13.1 Steve Hawes, WASH, 1970-72
- 9. 12.8 Swede Halbrook, OSU, 1954-55
- Bob Presley, CAL, 1968-69

REBOUNDS

CONFERENCE GAMES

- 1. 724 Jon Brockman, WASH, 2006-09
- 2. 687 Bill Walton, UCLA, 1972-74
- 3. 676 Chris Welp, WASH, 1984-87
- 4. 646 Doug Smart, WASH, 1957-59
- 5. 627 Adam Keefe, STAN, 1989-92
- 6. 600 Lew Alcindor, UCLA, 1967-69
- 7. 597 Trevor Wilson, UCLA, 1987-90
- 8. 583 Josh Hawkinson, WSU, 2014-17
- 9. 581 Don MacLean, UCLA, 1989-92
- 10. 569 Ron Riley, USC, 1970-72

REBOUNDING AVERAGE

CONFERENCE GAMES

(Min. 2 seasons)

- 1. 16.4 Bill Walton, UCLA, 1972-74
- 2. 14.6 Lew Alcindor, UCLA, 1967-69
- 3. 14.2 Steve Hawes, WASH, 1970-72
- 4. 13.5 Ron Riley, USC, 1970-72
- Doug Smart, WASH, 1957-59
- 6. 13.1 Ted Werner, WSU, 1964-65
- 7. 12.9 Swede Halbrook, OSU, 1954-55
- 8. 12.4 Willie Naulls, UCLA, 1954-56
- 9. 12.1 Bob Presley, CAL, 1968-69
- 10. 11.9 Rich Kelley, STAN, 1973-75

ASSISTS

ALL GAMES

(Min. 2 seasons)

- 1. 938 Gary Payton, OSU, 1987-90
- 2. 833 Pooh Richardson, UCLA, 1986-89
- 3. 810 Russell Brown, ARIZ, 1978-81
- 4. 780 Brevin Knight, STAN, 1994-97
- 5. 779 Brandon Granville, USC, 1999-2002
- 6. 738 Jordan McLaughlin, USC, 2015-18
- 7. 670 Mustafa Shakur, ARIZ, 2004-07
- 8. 663 Damon Stoudamire, ARIZ, 1992-95
- 9. 652 Tyus Edney, UCLA, 1992-95
- 10. 636 Darrick Martin, UCLA, 1989-92

STEALS

ALL GAMES

(Min. 2 seasons)

- 1. 331 Matisse Thybulle, WASH, 2016-19
- 2. 321 Gary Payton, OSU, 1986-90
- 3. 298 Brevin Knight, STAN, 1994-97
- 4. 258 Eddie House, ASU, 1997-2000
- 5. 246 Stevin Smith, ASU, 1990-94
- 6. 245 Jason Terry, ARIZ, 1996-99
- 7. 238 Hassan Adams, ARIZ, 2003-06
- 8. 236 Lafayette Lever, ASU, 1979-82
- 9. 235 Earl Watson, UCLA, 1998-2001
- 10. 228 Brandon Granville, USC, 1999-2002

BLOCKED SHOTS

ALL GAMES

- 1. 314 Jordan Bachynski, ASU, 2011-14
- 2. 278 Anthony Cook, ARIZ, 1986-89
- 3. 258 Channing Frye, ARIZ, 2002-05
- 4. 253 Taj Gibson, USC, 2007-09
- 5. 233 Jordan Bell, ORE, 2015-17
- 6. 226 David Kravish, CAL, 2012-15
- 7. 207 Michael Stewart, CAL, 1994-97
- 8. 204 Wesley Gordon, COLO, 2014-17
- 9. 201 Kingsley Okoroh, CAL, 2015-18
- 10. 195 Sam Clancy, USC, 1999-2002

TRIPLE-DOUBLES

(All points-rebounds-assists)

(Since 1985)

- 1. 4 Jason Kidd, CAL
vs. UMBC, Dec. 10, 1993 (17-11-11)
vs. ARIZ, Jan. 13, 1994 (17-11-11)
vs. STAN, Jan. 20, 1994 (15-10-18)
vs. UCLA, Jan. 30, 1994 (18-14-12)
- 2. 3 Andre Iguodala, ARIZ
vs. Texas, Dec. 9, 2003 (13-13-10)
vs. Liberty, Dec. 28, 2003 (13-11-11)
vs. UCLA, Feb. 14, 2004 (14-11-10)
- 3. 2 Loren Woods, ARIZ
vs. ORE, Feb. 3, 2000 (16-10-14)*
vs. WASH, Jan. 12, 2001 (13-10-10)*
Luke Jackson, ORE
vs. WASH, Feb. 17, 2001 (14-11-10)
vs. Florida A&M, Dec. 20, 2002 (14-11-10)
- 5. 1 Kevin Johnson, CAL
vs. ARIZ, Jan. 22, 1987 (22-10-12)
Gary Payton, OSU
vs. Portland, Nov. 26, 1989 (20-14-11)
Matt Muehlebach, ARIZ
vs. USC, Mar. 9, 1990 (10-11-10)
Chris Mills, ARIZ
vs. Northern Arizona, Dec. 18, 1991 (19-10-10)
Damon Stoudamire, ARIZ
vs. ORE, Feb. 23, 1995 (32-12-14)
Jelani McCoy, UCLA
vs. Maryland, Dec. 9, 1995 (15-10-11)*
Toby Bailey, UCLA
vs. Stephen F. Austin, Dec. 18, 1995 (23-10-10)
Luke Walton, ARIZ
vs. USC, Jan. 17, 2002 (27-11-10)
Brook Lopez, STAN
vs. USC, Jan. 25, 2007 (18-11-12)*
Kyle Weaver, WSU
vs. STAN, Jan. 13, 2007 (14-13-10)
Daniel Hackett, USC
vs. South Carolina, Nov. 17, 2008 (22-10-10)
Jordan Bachynski, ASU
vs. CSUN, Dec. 8, 2013 (13-12-12)
Kyle Anderson, UCLA
vs. Morehead State, Nov. 22, 2013 (13-12-12)
Gary Payton II, OSU
vs. Grambling State, Dec. 15, 2014 (10-12-10)
Zylan Cheatham, ASU
vs. Texas Southern, Dec. 1, 2018 (14-13-10)

* - Points-rebounds-blocks



MOST POINTS

ALL GAMES

- 870 Lew Alcindor, UCLA, 1967
- 848 Khalid Reeves, ARIZ, 1994
- 846 Bob Houbregs, WASH, 1953
- 789 Harold Miner, USC, 1992
- 775 Mel Counts, OSU, 1964
- 750 Reggie Miller, UCLA, 1986
- 746 Gary Payton, OSU, 1990
- 745 Terrell Brandon, ORE, 1991
- 745 Joseph Young, ORE, 2015
- 744 Gail Goodrich, UCLA, 1965

HIGHEST SCORING AVERAGE

ALL GAMES

- 29.0 Lew Alcindor, UCLA, 1967
- 26.7 Mel Counts, OSU, 1964
- 26.6 Terrell Brandon, ORE, 1991
- 26.3 Harold Miner, USC, 1992
- 26.2 Lew Alcindor, UCLA, 1968
- 25.9 Reggie Miller, UCLA, 1986
- 25.7 Gary Payton, OSU, 1990
- 25.6 Bob Houbregs, WASH, 1953
- 25.3 Adam Keefe, STAN, 1992
- 25.2 John Block, USC, 1966

FRESHMAN SCORING AVERAGE

ALL GAMES

- 23.2 Markelle Fultz, WASH, 2017
- 21.1 Shareef Abdur-Rahim, CAL, 1996
- 20.7 O.J. Mayo, USC, 2008
- 20.6 Harold Miner, USC, 1990
- 20.1 Deandre Ayton, ARIZ, 2018
- 19.7 Jerryd Bayless, ARIZ, 2008
- 19.0 Ike Diogu, ASU, 2003
- 18.6 Don MacLean, UCLA, 1989
- 18.5 Jahii Carson, ASU, 2013
- 18.4 Cliff Robinson, USC, 1978

MOST FIELD GOALS

ALL GAMES

- 346 Lew Alcindor, UCLA, 1967
- 325 Bob Houbregs, WASH, 1953
- 303 Lew Alcindor, UCLA, 1969
- 294 Lew Alcindor, UCLA, 1968
- 288 Gary Payton, OSU, 1990
- 283 Byron Scott, ASU, 1983
- 281 Chris Welp, WASH, 1987
- 277 Gail Goodrich, UCLA, 1965
- 277 Bill Walton, UCLA, 1973
- 276 Richard Washington, UCLA, 1976
- 276 Khalid Reeves, ARIZ, 1994
- 276 Deandre Ayton, ARIZ, 2018

MOST FIELD GOAL ATTEMPTS

ALL GAMES

- 626 Ron Tomsic, STAN, 1953
- 623 Eddie House, ASU, 2000
- 604 Bob Houbregs, WASH, 1953
- 592 Joseph Young, ORE, 2015
- 590 Ron Lee, ORE, 1975
- 582 Willie Naulls, UCLA, 1956
- 579 Mel Counts, OSU, 1964
- 574 Mel Counts, OSU, 1963
- 572 Khalid Reeves, ARIZ, 1994
- 571 Gary Payton, OSU, 1990
- 571 Harold Miner, USC, 1992

HIGHEST FIELD GOAL PCT.

ALL GAMES (Min. 3.0 made per game)

- .756 Jelani McCoy, UCLA, 1997 (152-of-201)
- .746 Steve Johnson, OSU, 1981 (235-of-315)
- .710 Steve Johnson, OSU, 1980 (211-of-297)
- .702 Mark McNamara, CAL, 1982 (231-of-329)
- .681 Jakob Poeltl, UTAH, 2015 (128-of-188)
- .676 Todd MacCulloch, WASH, 1997 (163-of-241)
- .676 Jelani McCoy, UCLA, 1996 (138-of-204)
- .673 Josh Sharma, STAN, 2019 (132-of-196)
- .667 Lew Alcindor, UCLA, 1967 (346-of-519)
- .66477 Eric Boateng, ASU, 2010 (117-of-176)

MOST 3-POINT FIELD GOALS

ALL GAMES

- 120 Salim Stoudamire, ARIZ, 2005
- 116 Bryce Alford, UCLA, 2017
- 114 Steve Kerr, ARIZ, 1988
- 113 Stevin Smith, ASU, 1993
- 112 Damon Stoudamire, ARIZ, 1995
- 110 Tajuan Porter, ORE, 2007
- 108 Torian Graham, ASU, 2017
- 106 Jason Gardner, ARIZ, 2002
- 98 Klay Thompson, WSU, 2011
- 98 Gabe York, ARIZ, 2016

MOST 3-POINT FIELD GOAL ATT.

ALL GAMES

- 300 Stevin Smith, ASU, 1993
- 279 Torian Graham, ASU, 2017
- 276 Jason Gardner, ARIZ, 2002
- 270 Bryce Alford, UCLA, 2017
- 265 Damon Stoudamire, ARIZ, 1994
- 260 Stevin Smith, ASU, 1994
- 256 Shannon Evans II, ASU, 2018
- 253 Elijah Brown, ORE, 2018
- 252 Tajuan Porter, ORE, 2007
- 249 Desmon Farmer, USC, 2004

HIGHEST 3-POINT FIELD GOAL PCT.

ALL GAMES (Min. 1.0 made per game)

- .573 Steve Kerr, ARIZ, 1988 (114-of-199)
- .568 Derrick Williams, ARIZ, 2011 (42-of-74)
- .527 Grant Leep, WASH, 2002 (39-of-74)
- .525 Darren Collison, UCLA, 2008 (53-of-101)
- .517 Todd Lichti, STAN, 1988 (46-of-89)
- .515 Michael Roll, UCLA, 2009 (51-of-99)

- .514 Michael McDonald, STAN 2001 (56-of-109)
- .513 Matt Anderson, ASU, 1989 (41-of-80)
- .5042 Salim Stoudamire, ARIZ, 2005 (120-of-238)
- .5038 Jason Calliste, ORE, 2014 (65-of-129)

MOST FREE THROWS

ALL GAMES

- 273 Andrew Andrews, WASH, 2016
- 248 Ike Diogu, ASU, 2005
- 247 Derrick Williams, ARIZ, 2011
- 243 Ike Diogu, ASU, 2004
- 237 Mel Counts, OSU, 1964
- 232 Harold Miner, USC, 1992
- 211 Khalid Reeves, ARIZ, 1994
- 206 Roberto Nelson, OSU, 2014
- 204 James Harden, ASU, 2009
- 203 Adam Keefe, STAN, 1991

MOST FREE THROW ATTEMPTS

ALL GAMES

- 331 Derrick Williams, ARIZ, 2011
- 328 Swede Halbrook, OSU, 1954
- 321 Andrew Andrews, WASH, 2016
- 316 Mel Counts, OSU, 1964
- 311 Ike Diogu, ASU, 2005
- 298 Ike Diogu, ASU, 2004
- 294 Milo Mclvor, WSU, 1921
- 286 Harold Miner, USC, 1992
- 283 Larry Beck, WSU, 1956
- 281 Dean Parsons, WASH, 1954

HIGHEST FREE THROW PCT.

ALL GAMES (Min. 2.0 made per game)

- .950 Rod Foster, UCLA, 1982 (95-of-100)
- .933 Jerome Randle, CAL, 2010 (139-of-1490)
- .931 Ryan Mendez, STAN, 2001 (94-of-101)
- .930 Elijah Brown, ORE, 2018 (80-of-86)
- .925 Joseph Young, ORE, 2015 (124-of-134)
- .923 Kevin Mixon, ORE, 1991 (60-of-65)
- .921 Don MacLean, UCLA, 1992 (197-of-214)
- .920 Dion Cross, STAN, 1996 (81-of-88)
- .918 Tajuan Porter, ORE, 2010 (56-of-61)
- .914 Chris Hernandez, STAN, 2004 (96-of-105)

MOST ASSISTS

ALL GAMES

1. 294 Ahlon Lewis, ASU, 1998
2. 281 Jordan McLaughlin, USC, 2018
3. 274 Lonzo Ball, UCLA, 2017
4. 272 Jason Kidd, CAL, 1994
5. 256 Larry Drew II, UCLA, 2013
6. 248 Brandon Granville, USC, 2000
7. 247 Russell Brown, ARIZ, 1979
8. 244 Gary Payton, OSU, 1989
9. 238 T.J. McConnell, ARIZ, 2015
10. 236 Pooh Richardson, UCLA, 1989

MOST ASSISTS

ALL GAMES - FRESHMAN

1. 274 Lonzo Ball, UCLA, 2017
2. 229 Gary Payton, OSU, 1987
3. 222 Jason Kidd, CAL, 1993
4. 197 Russell Brown, ARIZ, 1979
5. 179 Pooh Richardson, UCLA, 1986
6. 178 Mike Bibby, ARIZ, 1997
7. 177 Jahii Carson, ASU, 2013
8. 175 Jelani Gardner, CAL, 1995
- 175 Kenya Wilkins, ORE, 1994
- 175 McKinley Wright IV, COLO, 2018

MOST STEALS

ALL GAMES

1. 126 Matisse Thybulle, WASH, 2019
2. 110 Jason Kidd, CAL, 1993
3. 101 Matisse Thybulle, WASH, 2018
4. 100 Gary Payton, OSU, 1990
5. 95 Jordan Adams, UCLA, 2014
- 95 Gary Payton II, OSU, 2015
7. 94 Jeff Trepagnier, USC, 2000
8. 91 Jared Cunningham, OSU, 2012
- 91 Gary Payton, OSU, 1989
- 91 Lester Connor, OSU, 1982

MOST STEALS

ALL GAMES - FRESHMAN

1. 110 Jason Kidd, CAL, 1993
2. 77 Baron Davis, UCLA, 1998
- 77 Brevin Knight, STAN, 1994
4. 76 Mike Bibby, ARIZ, 1997
5. 73 James Harden, ASU, 2008
- 73 Jordan Adams, UCLA, 2013
7. 71 Gilbert Arenas, ARIZ, 2000
8. 69 Maurice Jones, USC, 2011
- 69 De'Anthony Melton, USC, 2017
10. 68 Errick Craven, USC, 2002

MOST REBOUNDS

ALL GAMES

1. 506 Bill Walton, UCLA, 1973
2. 489 Mel Counts, OSU, 1964
3. 485 Mel Counts, OSU, 1963
4. 466 Lew Alcindor, UCLA, 1967
- Bill Walton, UCLA, 1972
6. 465 Bob Peterson, ORE, 1952
7. 461 Lew Alcindor, UCLA, 1968
8. 448 Jim Loscutt, ORE, 1955
9. 440 Lew Alcindor, UCLA, 1969
10. 415 Kevin Love, UCLA, 2008

HIGHEST REBOUNDING AVERAGE

ALL GAMES

1. 17.2 Jim Loscutt, ORE, 1955
2. 16.9 Mel Counts, OSU, 1964
- Bill Walton, UCLA, 1973
4. 16.6 Bob Peterson, ORE, 1952
5. 16.5 Lew Alcindor, UCLA, 1968
6. 15.6 Mel Counts, OSU, 1963
7. 15.5 Lew Alcindor, UCLA, 1967
- Bill Walton, UCLA, 1972
9. 15.3 Ron Riley, USC, 1971
10. 14.8 Steve Hawes, WASH, 1971

MOST REBOUNDS

ALL GAMES - FRESHMAN

1. 415 Kevin Love, UCLA, 2008
2. 405 Deandre Ayton, ARIZ, 2018
3. 331 Kevon Looney, UCLA, 2015
4. 321 Taj Gibson, USC, 2007
5. 318 Luc Richard Mbah a Moute, UCLA, 2006
6. 303 Aaron Gordon, ARIZ, 2014
7. 302 Kyle Anderson, UCLA, 2013
8. 291 Ivan Rabb, CAL, 2016
9. 287 TJ Leaf, UCLA, 2017
10. 269 Ryan Anderson, CAL, 2007

HIGHEST REBOUNDING AVERAGE

ALL GAMES - FRESHMAN

1. 11.6 Deandre Ayton, ARIZ, 2018
2. 10.6 Kevin Love, UCLA, 2008
3. 9.6 Cliff Robinson, USC, 1978
4. 9.5 Leon Powe, CAL, 2004
5. 9.2 Kevon Looney, UCLA, 2015
6. 8.9 Steve Puidokas, WSU, 1974
7. 8.8 Michael Wright, ARIZ, 1999
- 8.7 Taj Gibson, USC, 2007
9. 8.6 Bob McKean, CAL, 1952
- 8.6 Tim Young, STAN, 1995
- 8.6 Kyle Anderson, UCLA, 2013
- 8.6 Ivan Rabb, CAL, 2016

BLOCKED SHOTS

ALL GAMES

1. 133 Jordan Bachynski, ASU, 2014
2. 120 Jordan Bachynski, ASU, 2013
3. 115 Mario Bennett, ASU, 1995
4. 113 Rodger Farrington, ASU, 1997
5. 110 Chris Boucher, ORE, 2016
6. 104 Kaylor Kelley, OSU, 2019
7. 102 Jelani McCoy, UCLA, 1996
- 102 Loren Woods, ARIZ, 2000
9. 100 Taj Gibson, USC, 2009
10. 94 Jordan Bell, ORE, 2015

BLOCKED SHOTS

ALL GAMES - FRESHMAN

1. 102 Jelani McCoy, UCLA, 1996
2. 94 Jordan Bell, ORE, 2015
3. 92 Kenny Wooten, ORE, 2018
4. 73 Robin Lopez, STAN, 2007
5. 69 Taj Gibson, USC, 2007
- 69 Eric Moreland, OSU, 2012
7. 66 Deandre Ayton, ARIZ, 2018
8. 63 Jakob Poeltl, UTAH, 2015
9. 62 Moses Brown, UCLA, 2019
10. 59 Michael Stewart, CAL, 1994

PAC-12 MEN'S BASKETBALL – BEST SEASON PERFORMANCE
(Conference games only)

MOST POINTS

CONFERENCE GAMES

1. 500 Reggie Miller, UCLA, 1986
2. 486 Terrell Brandon, ORE, 1991
3. 484 Harold Miner, USC, 1992
4. 463 Adam Keefe, STAN, 1992
5. 454 Gary Payton, OSU, 1990
- Lamond Murray, CAL, 1994
7. 442 Don Collins, WSU, 1980
8. 424 Harold Miner, USC, 1991
9. 417 Khalid Reeves, ARIZ, 1994
10. 416 Damon Stoudamire, ARIZ, 1995

HIGHEST SCORING AVERAGE

CONFERENCE GAMES

1. 27.8 Reggie Miller, UCLA, 1986
2. 27.5 Lew Alcindor, UCLA, 1968
- John Block, USC, 1966
4. 27.4 Lew Alcindor, UCLA, 1967
5. 27.3 Stan Love, ORE, 1971
6. 27.0 Terrell Brandon, ORE, 1991
7. 26.9 Harold Miner, USC, 1992
8. 26.1 Ed Gray, CAL, 1997
9. 25.7 Adam Keefe, STAN, 1992
10. 25.2 Gary Payton, OSU, 1990
- 25.2 Lamond Murray, CAL, 1994

MOST REBOUNDS

CONFERENCE GAMES

1. 282 Jim Loscutt, ORE, 1955
2. 239 Bill Walton, UCLA, 1972
3. 231 Willie Naulls, UCLA, 1956
4. 229 Chet Noe, ORE, 1953
5. 228 Bill Walton, UCLA, 1973
6. 226 Doug Smart, WASH, 1959
- 226 Todd MacCulloch, WASH, 1999
8. 224 Adam Keefe, STAN, 1992
9. 223 Bob Peterson, ORE, 1952
10. 223 Jon Brockman, WASH, 2009

HIGHEST REBOUNDING AVERAGE

CONFERENCE GAMES

1. 17.6 Jim Loscutt, ORE, 1955
2. 17.1 Bill Walton, UCLA, 1972
3. 16.3 Lew Alcindor, UCLA, 1968
- 16.3 Bill Walton, UCLA, 1973
5. 15.1 Steve Hawes, WASH, 1971
6. 15.0 Ron Riley, USC, 1971
- 15.0 Ron Riley, USC, 1972
8. 14.8 Steve Hawes, WASH, 1972
9. 14.4 Willie Naulls, UCLA, 1956
- 14.4 Bill Walton, UCLA, 1974



INDIVIDUAL - SELECTED CATEGORIES

MOST POINTS - ALL GAMES

1. 61 Lew Alcindor, UCLA vs. WSU, Feb. 25, 1967
- 61 Eddie House, ASU vs. CAL, Jan. 8, 2000
3. 58 Gary Payton, OSU vs. USC, Feb. 22, 1990
4. 56 Lew Alcindor, UCLA vs. USC, Dec. 3, 1966
5. 50 Hank Luisetti, STAN vs. Duquesne, Jan. 1, 1938
6. 49 Bob Houbregs, WASH vs. Idaho, Jan. 10, 1953
- Casey Jacobsen, STAN vs. ASU, Jan. 31, 2002
8. 48 Mel Counts, OSU vs. Louisiana State, Dec. 26, 1963
- Gary Payton, OSU vs. Loyola Marymount, Dec. 19, 1989
- Ed Gray, CAL vs. WSU, Feb. 22, 1997

Times 40 or more (multiple efforts only): Alcindor 6; House 4; Houbregs, Greg Ballard 3, Payton 3; John Block, Mel Counts, Gail Goodrich, Casey Jacobsen, Brian Quinnett, Reggie Miller, Damon Stoudamire, Klay Thompson 2

MOST POINTS - ALL GAMES (Freshman)

1. 41 Don MacLean, UCLA vs. North Texas State, Dec. 30, 1988
2. 39 Jerryd Bayless, Arizona vs. Arizona State, Feb. 10, 2008
- 39 Cliff Robinson, USC vs. California, Feb. 2, 1978
4. 38 Charlie Moore, California vs. UC Irvine, Nov. 16, 2016
- 38 Tajuan Porter, Oregon vs. Portland State, Nov. 12, 2006
6. 37 O.J. Mayo, USC at Arizona State, March 1, 2008
- 37 Harold Miner, USC vs. Oregon State, Jan. 25, 1990
- 37 Harold Miner, USC vs. Central Connecticut St., Dec. 28, 1989
- 37 Markelle Fultz, Washington vs. Colorado, Jan. 18, 2017
10. 35 Markelle Fultz, Washington vs. Cal State Fullerton, Nov. 17, 2016
- 35 Mario Bennett, Arizona State vs. Arizona, Feb. 20, 1992
- 35 Clifford Robinson, USC vs. Portland State, Jan. 20, 1978

MOST POINTS - CONFERENCE GAME

1. 61 Lew Alcindor, UCLA vs. WSU, Feb. 25, 1967
- 61 Eddie House, ASU vs. CAL, Jan. 8, 2000
3. 58 Gary Payton, OSU vs. USC, Feb. 22, 1990
4. 49 Bob Houbregs, WASH vs. Idaho, Jan. 10, 1953
- Casey Jacobsen, STAN vs. ASU, Jan. 31, 2002
6. 48 Ed Gray, CAL vs. WSU, Feb. 22, 1997
7. 47 Andrew Andrews, WASH vs. WSU, Mar. 2, 2016
8. 45 John Block, USC vs. WASH, Feb. 11, 1966
- Paul Williams, ASU vs. USC, Mar. 10, 1983
- Damon Stoudamire, ARIZ vs. STAN, Jan. 14, 1995

MOST POINTS - CONFERENCE GAME (Freshman)

1. 39 Cliff Robinson, USC vs. CAL, Feb. 2, 1978
- Jerryd Bayless, ARIZ vs. ASU, Feb. 10, 2008

MOST REBOUNDS - ALL GAMES

1. 36 Swede Halbrook, OSU vs. Idaho, Feb. 15, 1955
2. 32 Swede Halbrook, OSU vs. Idaho, Feb. 14, 1955
- Jim Loscutt, ORE vs. Brigham Young, Jan. 28, 1955
4. 30 Ed Corell, WASH vs. ORE, 1962 (date n/a)
5. 28 Steve Hawes, WASH vs. STAN, 1972 (date n/a)
- Willie Naulls, UCLA vs. ASU, Jan. 28, 1956
- Cliff Robinson, USC vs. Portland State, Jan. 20, 1978
- David Bluthenthal, USC vs. ASU, Jan. 20, 2000
8. 27 Rich Kelley, STAN vs. Kentucky, Dec. 22, 1974
- Jim McKean, WSU vs. West Virginia, Dec. 28, 1966
- Bob Presley, CAL vs. St. Mary's, Dec. 6, 1967
- Bill Walton, UCLA vs. Loyola (Chicago), Jan. 25, 1973
- Bill Walton, UCLA vs. Maryland, Dec. 1, 1973

Times 25 or more: Halbrook 3; Presley, Walton 2

MOST REBOUNDS - CONFERENCE GAME

1. 36 Swede Halbrook, OSU vs. Idaho, Feb. 15, 1955
2. 32 Swede Halbrook, OSU vs. Idaho, Feb. 14, 1955
3. 28 Steve Hawes, WASH vs STAN, 1972
- David Bluthenthal, USC vs. ASU, Jan. 20, 2000
5. 26 Dean Parsons, WASH vs. Idaho, 1955
6. 25 Bob Presley, CAL vs. OSU, Feb. 24, 1968
- Ron Riley, USC vs. WSU, 1972
8. 24 Lew Alcindor, UCLA vs. WSU, Feb. 25, 1967
- Ted Werner, WSU vs. UCLA, Feb. 13, 1965

MOST ASSISTS - ALL GAMES

1. 19 Russell Brown, ARIZ vs. Grand Canyon, Dec. 8, 1979
- 19 Jordan McLaughlin, USC vs. UC Santa Barbara, Dec. 17, 2017
3. 18 Jason Kidd, CAL vs. STAN, Jan. 20, 1994
4. 17 Russell Brown, ARIZ vs. CAL, Feb. 2, 1979
5. 16 Rafael Stone, WASH vs. CAL, 1969-70
- Ahlon Lewis, ASU vs. Northern Arizona, Dec. 3, 1997
- Earl Watson, UCLA vs. Maryland, Mar. 18, 2000
- Mitch Johnson, STAN vs. Marquette, Mar. 22, 2008
- Jordan McLaughlin, USC vs. Lafayette, Dec. 23, 2015
10. 15 Nine times. Last; Johnathan Loyd, ORE vs. Ole Miss, Dec. 8, 2013

MOST ASSISTS - CONFERENCE GAME

1. 18 Jason Kidd, CAL vs. STAN, Jan. 20, 1994
2. 17 Russell Brown, ARIZ vs. CAL, Feb. 2, 1979
3. 16 Rafael Stone, WASH vs. CAL, 1970 (date n/a)
4. 15 Chester Dorsey, WASH vs. UCLA, 1975 (date n/a)
- Gary Payton, OSU vs. ASU, Nov. 30, 1989
- Donminic Ellison, WSU vs. CS Northridge, Jan. 25, 1995
- Curtis Allen, WASH vs. ASU, Jan. 10, 2002
- Darren Collison, UCLA vs. ARIZ, Feb. 17, 2007
9. 14 Seven times. Last; Lonzo Ball, UCLA vs. WSU, Mar. 4, 2017

MOST STEALS - ALL GAMES

1. 11 Tyus Edney, UCLA vs. George Mason, Dec. 22, 1994
2. 10 Brevin Knight, STAN vs. McNeese State, 1994
- Jeff Trepagnier, USC vs. Utah State, Nov. 11, 1999
4. 9 Jason Hamilton, WASH vs. Eastern Wash., Nov. 28, 1995
- Kenya Wilkins, ORE vs. Boise State, Dec. 20, 1996
- Bennett Davison, ARIZ vs. STAN, Feb. 28, 1998
- Darren Collison, UCLA vs. Long Beach State, Nov. 28, 2006
8. 8 16 times. Last; T.J. McConnell, ARIZ vs. OSU, Jan. 30, 2013

MOST BLOCKED SHOTS - ALL GAMES

1. 14 Loren Woods, ARIZ vs. ORE, Feb. 3, 2000
2. 12 Brook Lopez, STAN vs. USC, Jan. 25, 2007
- 12 Jordan Bachynski, ASU vs. CS Northridge, Dec. 8, 2013

TEAM

MOST POINTS - ALL GAMES

1. 149 UCLA vs. Loyola Marymount (98), Dec. 2, 1990
2. 134 UCLA vs. UC Irvine (101), Nov. 23, 1990
3. 133 UCLA vs. Louisiana State (84), Dec. 23, 1969
- ARIZ vs. Duquesne (78), Nov. 27, 1987
5. 131 WSU vs. Prairie View A&M (89), Jan. 14, 1991
6. 130 WASH vs. Chico State (67), Dec. 1, 1992
7. 129 STAN vs. Yale (108), Dec. 6, 1986
8. 128 UTAH vs. Evergreen State, Nov. 8, 2013
- ORE vs. Savannah State, Dec. 3, 2016
10. 127 UCLA vs. Miami, Fla. (69), Dec. 12, 1969
- CAL vs. Oklahoma City (67), Jan. 3, 1972
- ARIZ vs. ASU (99), Jan. 15, 1998
- ASU vs. The Citadel, Nov. 23, 2016

MOST POINTS - CONFERENCE GAME

1. 127 ARIZ vs. ASU (99), Jan. 15, 1998
2. 121 UCLA vs. WSU (77), Jan. 4, 1964
- ASU vs. WASH (90), Dec. 22, 1988
4. 120 UCLA vs. STAN (90), Feb. 27, 1970
- UCLA vs. STAN (74), Feb. 26, 1976
6. 119 UCLA vs. ORE (78), Feb. 16, 1969
7. 118 UCLA vs. STAN (79), Jan. 14, 1972
8. 116 UCLA vs. STAN (78), Jan. 14, 1967
- OSU vs. ARIZ (80), Jan. 13, 1979
- STAN vs. UCLA (110), Dec. 23, 1987 (2OT)
- ARIZ vs. WASH (61), Dec. 20, 1988
- ARIZ vs. ASU (80), Feb. 18, 1993



CAREER VICTORIES (Conference Games Only)

Table with columns: COACH, SCHOOL, YRS, W-L, PCT. Lists coaches and their records across various schools like Lute Olson, John Wooden, Mike Montgomery, etc.

Continuation of coaching records table, listing coaches like Fred Snowden, Harlan Hodges, Caddy Works, etc., with their respective school and record.

Coaching records include all regular season and divisional and conference playoff games, but do not reflect forfeits. Active coaches are bold.

1915-16

F Adolph Siebets, OSU
F Jack Davidson, WASH
C Dan Foster, CAL
G P.A. Embury, CAL
G Ira Mix, OSU

1916-17

F Adolph Siebets, OSU
F Ivan Price, WSU
C George Hjelte, CAL
G Roy Bohler, WSU
G Steve Staatz, WASH

1917-18

No Conference competition.

1918-19

F Ed Durno, ORE
F McClellan Rockey, WSU
C Henry Anderson, CAL
G Hal Chapman, ORE
G Irving Cook, WASH

1919-20

F Ed Durno, ORE
F McClellan Rockey, WSU
C C.E. Righter, STAN
G Arthur Eggleston, CAL
G Irving Cook, WASH

1920-21

F Ed Durno, ORE
F C.E. Righter, STAN
C Henry Sielk, WASH
G Arthur Eggleston, CAL
G Fred Adams, STAN

1921-22

F John Talt, CAL
F Al Fox, IDA
C Marshall Hjelte, OSU
G Jimmy Bryan, WASH
G Amory Gill, OSU

1922-23

F Al Fox, IDA
F John Talt, CAL
C Hugh Latham, ORE
G Harold Telford, IDA
G J.R. Crawford, WASH

1923-24

F Amory Gill, OSU
F John Talt, CAL
C Hugh Latham, ORE
G Aubrey Kincaid, CAL
G Dick Welts, WASH

1924-25

F Bob Hesketh, WASH
F Harold Ridings, OSU
C Bill Higgins, CAL
G Carlos Steele, OSU
G Algot Westergren, ORE

1925-26

F Albert Schuss, WASH
F Jerry Gunther, ORE
C Bill Higgins, CAL
G George Dixon, CAL
G Algot Westergren, ORE

1926-27

F Francis Watson, CAL
F Morris Badgro, USC
C Roy Okerberg, ORE
G George Dixon, CAL
G Algot Westergren, ORE

1927-28

F Monty Snider, WASH
F Jesse Mortenson, USC
C Jack Bruner, USC
G Alfred James, WASH
G Rufus Gregory, CAL

1928-29

F Vern Corbin, CAL
F Frank McMillan, IDA
C Harold McClary, WASH
G Harlow Rothert, STAN
G Joel Coffield, CAL

1929-30

F Kent Pursel, CAL
F Henry Swanson, WASH
C Jesse Mortenson, USC
G John Lehnert, USC
G Art McLarney, WSU

1930-31

F Richard Linthicum, UCLA
F Henry Swanson, WASH
C Wilbur Caldwell, USC
G Ralph Cairney, WASH
G Joel Coffield, CAL

1931-32

F Joe Kintana, CAL
F Jerry Nemer, USC
C Huntley Gordon, WSU
G Ralph Cairney, WASH
G Carl Vendt, CAL

1932-33

F Jerry Nemer, USC
F Hal Eifert, CAL
C Ed Lewis, OSU
G Julie Bescos, USC
G Hal Lee, WASH

1933-34

F Bob Galer, WASH
F Hal Eifert, CAL
C Lee Guttero, USC
G Hal Lee, WASH
G Julie Bescos, USC

1934-35

F Jack Hupp, USC
F Bob Galer, WASH
C Lee Guttero, USC
G George Hibbard, OSU
G Bryan Moore, STAN

1935-36

F Hank Luisetti, STAN
F Wally Palmberg, OSU
C Ralph Bishop, WASH
G Bob Egge, WASH
G Eddie Oram, USC

1936-37

F Hank Luisetti, STAN
F Ed Loverich, WASH
C Ivar Nelson, WSU
G Eddie Oram, USC
G Bryan Moore, STAN

1937-38

F Hank Luisetti, STAN
F Lauren Gale, ORE
C Art Stoeften, STAN
G Jack Calderwood, STAN
G Wally Johansen, ORE

1938-39

F Lauren Gale, ORE
F Ralph Vaughn, USC
C Urgel Wintermute, ORE
G George Ziegenfuss, WASH
G Dale Sears, USC

1939-40

F Ralph Vaughn, USC
F John Dick, ORE
C Dale Sears, USC
G Tom McGarvin, USC
G Al Hunter, OSU

1940-41

F Vic Townsend, ORE
F Don Burness, STAN
C Paul Lindeman, WSU
G Ray Sundquist, WSU
G Jen Davidson, STAN

1941-42

F Bob Ormsby, USC
F Ray Turner, IDA
C John Mandic, OSU
G Bill Cowden, STAN
G Jim Pollard, STAN

1942-43

F Gale Bishop, WSU
F Gene Rock, USC
C Chuck Gilmer, WASH
G Jim Seminoff, USC
G Bill Morris, WASH

1943-44

North
F Al Akins, WASH
F Perry Nelson, WASH
C Jack Nichols, WASH
G Bill Morris, WASH
G Bill Taylor, WASH

South

F Dick West, UCLA
F John Higgins, CAL
C Bob Howard, USC
G Wayne Hooper, CAL
G Bill Rankin, UCLA

1944-45

North
F Dick Wilkins, ORE
F Ephraim Rocha, OSU
C Vince Hanson, WSU
G Bob Hamilton, ORE
G Bob Jorgenson, WASH

South

F Gus Mota, CAL
F Bill Rankin, UCLA
C Jack Nichols, USC
G Bill Putnam, UCLA
G Bob Graham, USC

1945-46

North
F Fred Quinn, IDA
F Gale Bishop, WSU
C Ephraim Rocha, OSU
G Dick Wilkins, ORE
G Norm Dalthorp, WASH

South

F Merv Lafaille, CAL
F Andy Wolfe, CAL
C Jack Nichols, USC
G Chuck Clustka, UCLA
G Bob Hogeboom, CAL

1946-47

North
F Bob Sheridan, WSU
F Jack Nichols, WASH
C Ephraim Rocha, OSU
G Lew Beck, OSU
G Stan Williamson, ORE

South

F Jack Rocker, CAL
F Andy Wolfe, CAL
C Don Barksdale, UCLA
G Dave Minor, UCLA
G John Higgins, STAN

1947-48

North
F Sammy White, WASH
F Jack Nichols, WASH
C Vince Hanson, WSU
G Cliff Crandall, OSU
G Preston Brimhall, IDA
G Stan Williamson, ORE

South

F Chuck Hanger, CAL
F John Stanich, UCLA
F John Higgins, STAN
C Alex Hannum, USC
G Andy Wolfe, CAL
G Dave Minor, UCLA

1948-49

North
F Ed Gayda, WSU
F Sammy White, WASH
C Roger Wiley, ORE
G Cliff Crandall, OSU
G Preston Brimhall, IDA

South

F Bill Sharman, USC
F Alan Sawyer, UCLA
C Bill Hagler, CAL
G George Stanich, UCLA
G Dave Davidson, STAN

1949-50

North
F Will Urban, ORE
F Ed Gayda, WSU
C Gene Conley, WSU
G Lou Soriano, WASH
G Bob Pritchett, IDA

South

F Bill Sharman, USC
F George Yardley, STAN
C Carl Kraushaar, UCLA
G George Stanich, UCLA
G Bob Matheny, CAL

1950-51

North
F Frank Guisness, WASH
F Bob Peterson, ORE
C Bob Houbregs, WASH
G Bob Gambold, WSU
G Bob Payne, OSU

South

F Dick Ridgway, UCLA
F Bill Hagler, CAL
C Jim Ramstead, STAN
G Tom Riach, USC
G Eddie Sheldrake, UCLA

1951-52

North
F Frank Guisness, WASH
F Hartly Kruger, IDA
C Bob Houbregs, WASH
G Ken Hunt, ORE
G Danny Johnston, OSU

South

F Ron Tomsic, STAN
F Ken Flower, USC
C Bob McKeen, CAL
G Jim Doan, CAL
G Jim Walsh, STAN

1952-53

North
F Chet Noe, ORE
F Doug McClary, WASH
C Bob Houbregs, WASH
G Joe Cipriano, WASH
G Ken Wegner, ORE

South

F Ken Flower, USC
F John Ricksen, CAL
C Bob McKeen, CAL
G Bob Matheny, CAL
G Ron Tomsic, STAN

1953-54

North
F Ron Bennink, WSU
F Dean Parsons, WASH
C Swede Halbrook, OSU
G Cecil Holland, ORE
G Bob Garrison, IDA

South

F Ron Irvin, USC
F Bob McKeen, CAL
C Russ Lawler, STAN
G Ron Livingston, UCLA
G Don Bragg, UCLA

1954-55

North
F Dean Parsons, WASH
F Jim Loscutt, ORE
C Swede Halbrook, OSU
G Ron Bennink, WSU
G Harlan Melton, IDA

South

F John Moore, UCLA
F Don Bragg, UCLA
F Willie Naulls, UCLA
C Bob McKeen, CAL
G Ron Tomsic, STAN
G Dick Welsh, USC

1955-56

F Willie Naulls, UCLA
F Larry Beck, WSU
C Bruno Boin, WASH
G Morris Taft, UCLA
G George Selleck, STAN

1956-57

F Larry Friend, CAL
F Dave Gambee, OSU
C Doug Smart, WASH
G Larry Beck, WSU
G Danny Rogers, USC



1957-58

- F Dave Gambee, OSU
F Doug Smart, WASH
C Don McIntosh, CAL
G Charlie Franklin, ORE
G Gary Simmons, IDA

1958-59

- F Doug Smart, WASH
F John Werhas, USC
F Walt Torrence, UCLA
C Darrall Imhoff, CAL
G Denny Fitzpatrick, CAL
G Paul Neumann, STAN
G Lee Harman, OSU

1959-60

- F Bill Hanson, So., WASH
F Bill McClintock, Jr., CA
C Darrall Imhoff, Sr., CAL
G John Arrillaga, Sr., STAN
G Earl Schultz, Jr., CAL

1960-61

- F Bill Hanson, Jr., WASH
F Bill McClintock, Sr., CAL
C John Rudometkin, Jr., USC
G Gary Cunningham, Jr., UCLA
G Chris Appel, Jr., USC

1961-62

- F John Windsor, Sr., STAN
F John Rudometkin, Sr., USC
C Bill Hanson, Sr., WASH
G John Green, Sr., UCLA
G Chris Appel, Sr., USC

1962-63

- F Gordon Martin, Sr., USC
F Ed Correll, Sr., WASH
C Tom Dose, Jr., STAN
G Walt Hazzard, Jr., UCLA
G Don Clemetson, Sr., STAN

1963-64

- F Jack Hirsch, Sr., UCLA
F Allen Young, Jr., USC
C Tom Dose, Sr., STAN
G Gail Goodrich, Jr., UCLA
G Walt Hazzard, Sr., UCLA

1964-65

- F Keith Erickson, Sr., UCLA
F Bob Bedell, Jr., STAN
C John Block, Jr., USC
G Gail Goodrich, Sr., UCLA
G Jim Jarvis, Sr., OSU

1965-66

- F Charlie White, Sr., OSU
F Mike Lynn, Jr., UCLA
C John Block, Sr., USC
G Jim Barnett, Sr., ORE
G Art Harris, So., STAN

1966-67

- F Jim McKean, Jr., WSU
F Bill Hewitt, Jr., USC
C Lew Alcindor, So., UCLA
G Russ Critchfield, Jr., CAL
G Lucius Allen, So., UCLA

1967-68

- F Bill Hewitt, Sr., USC
F Jim McKean, Sr., WSU
C Lew Alcindor, Jr., UCLA
G Russ Critchfield, Sr., CAL
G Mike Warren, Sr., UCLA

1968-69

- F Curtis Rowe, So., UCLA
F Ted Wierman, Sr., WSU
C Lew Alcindor, Sr., UCLA
G Mack Calvin, Sr., USC
G Charlie Johnson, So., CAL

1969-70

- F Sidney Wicks, Jr., UCLA
F George Irvine, Sr., WASH
C Stan Love, Jr., ORE
G Rick Erickson, Sr., WSU
G Paul Westphal, So., USC

1970-71

- F Sidney Wicks, Sr., UCLA
F Curtis Rowe, Sr., UCLA
C Stan Love, Sr., ORE
G Paul Westphal, So., USC
G Phil Chenier, Jr., CAL

1971-72

- F Ansley Truitt, Sr., CAL
F Ron Riley, Sr., USC
F Steve Hawes, Sr., WASH
C Bill Walton, So., UCLA
G Freddie Boyd, Sr., OSU
G Claude Terry, Sr., STAN

1972-73

- F Keith Wilkes, Jr., UCLA
C Rich Kelley, So., STAN
C Bill Walton, Jr., UCLA
G Ron Lee, Fr., ORE
G Louie Nelson, Sr., WASH

1973-74

- F Keith Wilkes, Sr., UCLA
C Bill Walton, Sr., UCLA
C Rich Kelley, Jr., STAN
G Ron Lee, So., ORE
G Dan Anderson, Sr., USC

1974-75

- F Dave Meyers, Sr., UCLA
F Lonnie Shelton, So., OSU
C Rich Kelley, Sr., STAN
G Gus Williams, Sr., USC
G Ron Lee, Jr., ORE

1975-76

- F Marques Johnson, Jr., UCLA
F Greg Ballard, Jr., ORE
F Richard Washington, Jr., UCLA
C James Edwards, Jr., WASH
G *Ron Lee, Sr., ORE

1976-77

- F *Marques Johnson, Sr., UCLA
F Greg Ballard, Sr., ORE
F David Greenwood, So., UCLA
C James Edwards, Sr., WASH
G Mike Bratz, Sr., STAN
G Rocky Smith, Sr., OSU

1977-78

- First Team
F *David Greenwood, Jr., UCLA
F Rickey Lee, Sr., OSU
C Cliff Robinson, Fr., USC
G Raymond Townsend, Sr., UCLA
G Roy Hamilton, Jr., UCLA

Second Team

- F Kimberly Belton, So., STAN
F Donald Collins, So., WSU
C James Donaldson, Jr., WSU
G Gene Ransom, Jr., CAL
G Don Carfino, So., USC

1978-79

- First Team
F *David Greenwood, Sr., UCLA
C Steve Johnson, So., OSU
C Cliff Robinson, So., USC
C Larry Demic, Sr., ARIZ
G Brad Holland, Sr., UCLA
G Roy Hamilton, Sr., UCLA

Second Team

- F Don Collins, Jr., WSU
G Joe Nehls, Jr., ARIZ
G Wolfe Perry, Sr., STAN
F Kimberly Belton, Jr., STAN
F Purvis Miller, So., USC
F Kiki Vandeweghe, Jr., UCLA

1979-80

- F *Don Collins, Sr., WSU
F Kurt Nimphius, Sr., ASU
F Kiki Vandeweghe, Sr., UCLA
F Kimberly Belton, Sr., STAN
F Doug True, Sr., CAL
C Steve Johnson, Jr., OSU
G Ray Blume, Jr., OSU
G Don Carfino, Sr., USC
G Bryan Rison, Sr., WSU
G Joe Nehls, Sr., ARIZ

1980-81

- F Ron Davis, Sr., ARIZ
F Mike Sanders, Jr., UCLA
F Andra Griffin, Sr., WASH
F Sam Williams, Sr., ASU
F Maurice Williams, Jr., USC
C *Steve Johnson, Sr., OSU
C Alton Lister, Sr., ASU
G Ray Blume, Sr., OSU
G Rod Foster, So., UCLA
G Mark Radford, Sr., OSU
G Lafayette Lever, Jr., ASU

1981-82

- F Kenny Fields, So., UCLA
F Mike Sanders, Sr., UCLA
F Dan Caldwell, Sr., WASH
F Maurice Williams, Sr., USC
C Mark McNamara, Sr., CAL
C Charlie Sitton, So., OSU
C John Revelli, So., STAN
G *Lester Conner, Sr., OSU
G Dwight Anderson, Sr., USC
G Lafayette Lever, Sr., ASU

1982-83

- F *Kenny Fields, Jr., UCLA
F Steve Harriel, Sr., WSU
F A.C. Green, So., OSU
F Paul Williams, Sr., ASU
C Charlie Sitton, Jr., OSU
C Blair Rasmussen, So., ORE
G Byron Scott, Jr., ASU
G Rod Foster, Sr., UCLA
G Jacque Hill, Sr., USC
G Keith Jones, Jr., STAN

1983-84

- F *A.C. Green, Jr., OSU
F Dettlef Schrempf, Jr., WASH
F Charlie Sitton, Sr., OSU
F Kenny Fields, Sr., UCLA
F Wayne Carlander, Jr., USC
C Blair Rasmussen, Jr., ORE
C Pete Williams, Jr., ARIZ
G Keith Jones, Sr., STAN
G Chris Beasley, Sr., ASU
G Ralph Jackson, Sr., UCLA

1984-85

- F *Wayne Carlander, Sr., USC
F A.C. Green, Sr., OSU
F Dettlef Schrempf, Sr., WASH
F Eddie Smith, Sr., ARIZ
C Pete Williams, Sr., ARIZ
C Blair Rasmussen, Sr., ORE
C Chris Welp, So., WASH
G Nigel Miguel, Sr., UCLA
G Keith Morrison, Jr., WSU

1985-86

- F Derrick Dowell, Jr., USC
F Paul Fortier, Sr., WASH
F Reggie Miller, Jr., UCLA
C Jerry Adams, Sr., ORE
C Jose Ortiz, Jr., OSU
C *Chris Welp, Jr., WASH
G Kevin Johnson, Jr., CAL
G Steve Kerr, Jr., ARIZ
G Todd Lichti, Fr., STAN
G Keith Morrison, Sr., WSU

1986-87

- F Derrick Dowell, Sr., USC
F Sean Elliott, So., ARIZ
F Todd Lichti, So., STAN
F Reggie Miller, Sr., UCLA
F Phil Zevenbergen, Sr., WASH
C *Jose Ortiz, Sr., OSU
C Chris Welp, Sr., WASH
G Steve Beck, Sr., ASU
G Kevin Johnson, Sr., CAL
G Pooh Richardson, So., UCLA
G Anthony Taylor, Jr., ORE

1987-88

- F Anthony Cook, Jr., ARIZ
F *Sean Elliott, Jr., ARIZ
F Trevor Wilson, So., UCLA
F Howard Wright, Jr., STAN
G Steve Kerr, Sr., ARIZ
G Todd Lichti, Jr., STAN
G Gary Payton, So., OSU
G Eldridge Recasner, So., WASH
G Pooh Richardson, Jr., UCLA
G Anthony Taylor, Sr., ORE

1988-89

- F Anthony Cook, Sr., ARIZ
F Trent Edwards, Sr., ASU
F *Sean Elliott, Sr., ARIZ
F Trevor Wilson, Jr., UCLA
F Howard Wright, Sr., STAN
C Leonard Taylor, Sr., CAL
G Todd Lichti, Sr., STAN
G Gary Payton, Jr., OSU
G Eldridge Recasner, Jr., WASH
G Pooh Richardson, Sr., UCLA

1989-90

- F Jud Buechler, Sr., ARIZ
F Brian Hendrick, Fr., CAL
F Adam Keefe, So., STAN
F Don MacLean, So., UCLA
F Trevor Wilson, Sr., UCLA
G *Gary Payton, Sr., OSU
G Terrell Brandon, So., ORE
G Harold Miner, Fr., USC
G Eldridge Recasner, Sr., WASH
G Keith Smith, Sr., CAL

1990-91

- F Teo Alibegovic, Sr., OSU
F Don MacLean, Jr., UCLA
F Tracy Murray, So., UCLA
F Brian Williams, Jr., ARIZ
C Isaac Austin, Sr., ASU
C Ronnie Coleman, Sr., USC
C Brian Hendrick, So., CAL
C Adam Keefe, Jr., STAN
G *Terrell Brandon, Jr., ORE
G Harold Miner, So., USC

1991-92

- F Brian Hendrick, Jr., CAL
F Adam Keefe, Sr., STAN
F Don MacLean, Sr., UCLA
F Chris Mills, Jr., ARIZ
F Tracy Murray, Jr., UCLA
C Scott Haskin, Jr., OSU
C Sean Rooks, Sr., ARIZ
G Duane Cooper, Sr., USC
G Terrence Lewis, Sr., WSU
G *Harold Miner, Jr., USC

1992-93

- F *Chris Mills, Sr., ARIZ
F Lamond Murray, So., CAL
F Ed O'Bannon, So., UCLA
C Scott Haskin, Sr., OSU
C Rich Manning, Sr., WASH
G Tyus Edney, So., UCLA
G Jason Kidd, Fr., CAL
G Bennie Seltzer, Sr., WSU
G Stevin Smith, Jr., ASU
G Damon Stoudamire, So., ARIZ

1993-94

- F Mario Bennett, So., ASU
F Lamond Murray, Jr., CAL
F Ed O'Bannon, Jr., UCLA
F Lorenzo Orr, Jr., USC
G Tyus Edney, Jr., UCLA
G *Jason Kidd, So., CAL
G Khalid Reeves, Sr., ARIZ
G Stevin Smith, Sr., ASU
G Damon Stoudamire, Jr., ARIZ
G Orlando Williams, Jr., ORE

1994-95

- F Brent Barry, Sr., OSU
F Mario Bennett, Sr., ASU
G Dion Cross, Jr., STAN
G Tyus Edney, Sr., UCLA
F Mark Hendrickson, Jr., WSU
G Brevin Knight, So., STAN
F *Ed O'Bannon, Sr., UCLA
F Ray Owes, Sr., ARIZ
G *Damon Stoudamire, Sr., ARIZ
G Orlando Williams, Sr., ORE

1995-96

- F *Shareef Abdur-Rahim, Fr., CAL
G Toby Bailey, So., UCLA
G Dion Cross, Sr., STAN
F Ben Davis, Sr., ARIZ
G Isaac Fontaine, Jr., WSU
G Reggie Geary, Sr., ARIZ
F J.R. Henderson, So., UCLA
F Mark Hendrickson, Sr., WSU
G Brevin Knight, Jr., STAN
F Charles O'Bannon, Jr., UCLA
F Mark Sanford, So., WASH



ARIZONA (53)

- G Hassan Adams ('06)
- G Kadeem Allen ('17)
- F Ryan Anderson ('16)
- G Gilbert Arenas ('01)
- F Deandre Ayton ('18)
- G Jerryd Bayless ('08)
- G Mike Bibby ('98)
- F A.J. Bramlett ('99)
- F Chase Budinger ('08, '09)
- F Jud Buechler ('90)
- F Anthony Cook ('88, '89)
- F Ben Davis ('96)
- F Ron Davis ('81)
- C Larry Demic ('79)
- F Michael Dickerson ('97)
- F Sean Elliott ('87, '88, '89)
- G Kyle Fogg ('12)
- C Channing Frye ('04, '05)
- G Jason Gardner ('00, '02, '03)
- G Reggie Geary ('96)
- F Aaron Gordon ('14)
- F Jordan Hill ('09)
- F Solomon Hill ('12, '13)
- F Rondae Hollis-Jefferson ('15)
- F Andre Iguodala ('04)
- G Nick Johnson ('14)
- F Stanley Johnson ('15)
- G Steve Kerr ('86, '88)
- G Mark Lyons ('13)
- F Lauri Markkanen ('17)
- G T.J. McConnell ('14, '15)
- F Chris Mills ('92, '93)
- G Joe Nehls ('80)
- F Ray Owes ('95)
- G Khalid Reeves ('94)
- C Dusan Ristic ('18)
- C Sean Rooks ('92)
- G Miles Simon ('98)
- F Eddie Smith ('85)
- G Damon Stoudamire ('93, '94, '95)
- G Salim Stoudamire ('05)
- C Kaleb Tarczewski ('16)
- G Jason Terry ('99)
- G Allonzo Trier ('17, '18)
- G Luke Walton ('02, '03)
- F Brian Williams ('91)
- F Derrick Williams ('10, '11)
- C Pete Williams ('84, '85)
- F Marcus Williams ('07)
- G Nic Wise ('09, '10)
- C Loren Woods ('00)
- F Michael Wright ('00, '01)
- G Gabe York ('16)

ARIZONA STATE (29)

- G Ty Abbott ('10)
- C Isaac Austin ('91)
- C Jordan Bachynski ('14)
- F Mike Batiste ('99)
- G Chris Beasley ('84)
- G Steve Beck ('87)
- F Mario Bennett ('94, '95)
- G Jahii Carson ('13, '14)
- F Zylan Cheatham ('19)
- F Ike Diogu ('03, '04, '05)
- G Luguentz Dort ('19)
- F Trent Edwards ('89)
- G/F Carrick Felix ('13)
- G James Harden ('08, '09)
- G Tra Holder ('18)
- G Eddie House ('99, '00)
- F Bobby Lazor ('99)
- G Lafayette Lever ('81, '82)
- C Alton Lister ('81)
- G Trent Locket ('11)

- G Remy Martin ('19)
- F Kurt Nimphius ('80)
- F Jeff Pendergraph ('08, '09)
- F/C Chad Prewitt ('02)
- G Byron Scott ('83)
- G Stevin Smith ('93, '94)
- F Paul Williams ('83)
- F Sam Williams ('81)
- G Jeremy Veal ('97, '98)

CALIFORNIA (64)

- C Henry Anderson ('19)
- F Ryan Anderson ('08)
- F Jamal Boykin ('10)
- F Jaylen Brown ('16)
- G Phil Chenier ('71)
- G Patrick Christopher ('09, '10)
- G Justin Cobbs ('13, '14)
- G Joel Coffield ('29, '31)
- F Vern Corbin ('29)
- G Allen Crabbe ('12)
- G Russ Critchfield ('67, '68)
- G George Dixon ('26, '27)
- G Arthur Eggleston ('20, '21)
- F Hal Eifert ('33, '34)
- G P.A. Embury ('16)
- G Denny Fitzpatrick ('59)
- C Dan Foster ('16)
- F Larry Friend ('57)
- G Ed Gray ('97)
- G Rufus Gregory ('28)
- G Jorge Gutierrez ('11, '12)
- C Bill Hagler ('49, '51)
- F Chuck Hanger ('48)
- F Brian Hendrick ('90, '91, '92)
- C Bill Higgins ('25, '26)
- F John Higgins ('44)
- G Bob Hogeboom ('46)
- G Wayne Hooper ('44)
- C Darrall Imhoff ('59, '60)
- G Charlie Johnson ('69)
- G Kevin Johnson ('86, '87)
- F Harper Kamp ('11, '12)
- G Jason Kidd ('93, '94)
- G Aubrey Kincaid ('24)
- F Joe Kintana ('32)
- F Merv LaFaille ('46)
- F Sean Lampley ('00, '01)
- G Bob Matheny ('50, '53)
- F Bill McClintock ('60, '61)
- C Don McIntosh ('58)
- C Bob McKeen ('53, '54, '55)
- C Mark McNamara ('82)
- F Gus Mota ('45)
- F Lamond Murray ('93, '94)
- F Leon Powe ('04, '06)
- F Kent Pursel ('30)
- F Ivan Rabb ('16, '17)
- G Jerome Randle ('09, '10)
- G John Rickson ('53)
- G Theo Robertson ('10)
- F Jack Rocker ('47)
- F Joe Ship ('03)
- F John Talt ('22, '23, '24)
- C Leonard Taylor ('89)
- F Doug True ('80)
- F Anasley Truitt ('71)
- G Earl Schultz ('60)
- G Keith Smith ('90)
- F Amit Tamir ('03)
- G Ayinde Ubaka ('06)
- G Carl Vendt ('32)
- G Tyrone Wallace ('15)
- F Francis Watson ('27)
- F Andy Wolfe ('46, '47, '48)

COLORADO (9)

- G/F Tyler Bey ('19)
- G Askia Booker ('15)
- G Carlton Brown ('12)
- G Spencer Dinwiddie ('13)
- G George King ('18)
- F André Roberson ('12, '13)
- F Josh Scott ('14, '16)
- G Derrick White ('17)
- G McKinley Wright IV ('19)

OREGON (48)

- C Jerry Adams ('86)
- F Greg Ballard ('76, '77)
- G Jim Barnett ('66)
- F Jordan Bell ('17)
- F Bryan Bracey ('01)
- G Terrell Brandon ('90, '91)
- G Aaron Brooks ('07)
- F Dillon Brooks ('16, '17)
- F Joevan Catron ('11)
- G Hal Chapman ('19)
- F Elgin Cook ('15, '16)
- F John Dick ('40)
- F Ed Durno ('19, '20, '21)
- G Charlie Franklin ('58)
- F Lauren Gale ('38, '39)
- F Jerry Gunther ('26)
- G Bob Hamilton ('45)
- G Cecil Holland ('54)
- G Ken Hunt ('52)
- F Luke Jackson ('03, '04)
- G Wally Johansen ('38)
- G Frederick Jones ('02)
- G Devoe Joseph ('12)
- C Hugh Latham ('23, '24)
- G Ron Lee ('73, '74, '75, '76)
- F Maarty Leunen ('08)
- F Jim Loscutoff ('55)
- C Stan Love ('70, '71)
- F Chet Noe ('53)
- C Roy Okerberg ('27)
- F Bob Peterson ('51)
- G Payton Pritchard ('18)
- C Blair Rasmussen ('83, '84, '85)
- G Luke Ridnour ('02, '03)
- G Anthony Taylor ('87, '88)
- G Alex Scales ('00)
- F E.J. Singler ('12, '13)
- G Vic Townsend ('41)
- F Will Urban ('50)
- G Ken Wegner ('53)
- G Algot Westergren ('25, '26, '27)
- C Roger Wiley ('49)
- G Dick Wilkins ('45, '46)
- G Kenya Wilkins ('97)
- G Orlando Williams ('94, '95)
- G Stan Williamson ('47, '48)
- C Urgel Wintermute ('39)
- G Joseph Young ('14, '15)

OREGON STATE (45)

- F Teo Alibegovic ('91)
- F Brent Barry ('95)
- G Lew Beck ('47)
- G Ray Blume ('80, '81)
- G Freddie Boyd ('72)
- G Lester Conner ('82)
- G Cliff Crandall ('48, '49)
- G Jared Cunningham ('11, '12)
- F Dave Gambee ('57, '58)
- G Amory Gill ('22, '24)
- F A.C. Green ('83, '84, '85)
- C Swede Halbrook ('54, '55)
- G Lee Harman ('59)

- C Scott Haskin ('92, '93)
- G Calvin Haynes ('10)
- G George Hibbard ('35)
- C Marshall Hjelte ('22)
- G Al Hunter ('40)
- G Jim Jarvis ('65)
- C Steve Johnson ('79, '80, '81)
- G Danny Johnston ('52)
- F Rickey Lee ('78)
- C Ed Lewis ('33)
- F David Lucas ('04, '05)
- C John Mandic ('42)
- G Ira Mix ('16)
- G Roberto Nelson ('14)
- C Jose Ortiz ('86, '87)
- F Wally Palmberg ('36)
- G Bob Payne ('51)
- G Gary Payton ('88, '89, '90)
- G Gary Payton II ('15, '16)
- G Mark Radford ('81)
- C Philip Ricci ('03)
- F Harold Ridings ('25)
- F Ephraim Rocha ('45, '46, '47)
- F Lonnie Shelton ('75)
- F Adolph Siebets ('16, '17)
- C Charlie Sitton ('82, '83, '84)
- G Rocky Smith ('77)
- G Carlos Steele ('25)
- G Deaundra Tanner ('99)
- G Stephen Thompson Jr. ('19)
- F Tres Tinkle ('18, '19)
- F Charlie White ('66)

STANFORD (59)

- G Fred Adams ('21)
- F Rosco Allen ('16)
- G John Arrillaga ('60)
- G Julius Barnes ('03)
- F Bob Bedell ('65)
- F Kimberly Belton ('80)
- C Curtis Borchardt ('02)
- F Don Burness ('41)
- G Mike Bratz ('77)
- G Jack Calderwood ('38)
- G/F Josh Childress ('04)
- G Don Clemetson ('63)
- F Jarron Collins ('01)
- C Jason Collins ('01)
- G Bill Cowden ('42)
- G Dion Cross ('95, '96)
- G Dave Davidson ('49)
- G Jen Davidson ('41)
- C Tom Dose ('63, '64)
- F Landry Fields ('10)
- G Jeremy Green ('10, '11)
- G Dan Grunfeld ('05)
- G Art Harris ('66)
- F Matt Haryasz ('06)
- G Chris Hernandez ('04, '05, '06)
- G John Higgins ('47, '48)
- F Lawrence Hill ('07)
- F Casey Jacobsen ('00, '01, '02)
- G Keith Jones ('83, '84)
- F Adam Keefe ('90, '91, '92)
- C Rich Kelley ('73, '74, '75)
- G Brevin Knight ('95, '96, '97)
- C Russ Lawler ('54)
- G Arthur Lee ('99)
- G Todd Lichti ('86, '87, '88, '89)
- F Brook Lopez ('08)
- F Hank Luisetti ('36, '37, '38)
- F Mark Madsen ('99, '00)
- G Bryan Moore ('35, '37)
- G Paul Neumann ('59)
- F KZ Okpala ('19)
- F Josh Owens ('12)

- G Jim Pollard ('42)
- F Dwight Powell ('13, '14)
- C Jim Ramstead ('51)
- G Chasson Randle ('14, '15)
- C John Revelli ('82)
- C C.E. Righter ('20, '21)
- G Harlow Rothert ('29)
- G George Selleck ('55)
- C Art Stoefen ('38)
- G Claude Terry ('72)
- G Ron Tomsic ('53, '55)
- F Reid Travis ('17, '18)
- G Kris Weems ('98)
- F John Windsor ('62)
- F Howard Wright ('88, '89)
- F George Yardley ('50)
- C Tim Young ('98)

UCLA (87)

- G Jordan Adams ('14)
- G Arron Afflalo ('06, '07)
- C Lew Alcindor ('67, '68, '69)
- G Bryce Alford ('17)
- G Lucius Allen ('67)
- G Kyle Anderson ('13, '14)
- G Toby Bailey ('96, '97, '98)
- G Lonzo Ball ('17)
- C Don Barksdale ('47)
- G Don Bragg ('54, '55)
- G Chuck Clustka ('46)
- G Darren Collison ('07, '08, '09)
- G Gary Cunningham ('61)
- G Baron Davis ('99)
- G Larry Drew II ('13)
- G Tyus Edney ('93, '94, '95)
- F Keith Erickson ('65)
- G Jordan Farmar ('06)
- F Kenny Fields ('82, '83, '84)
- G Rod Foster ('81, '83)
- G Gail Goodrich ('64, '65)
- G John Green ('62)
- F David Greenwood ('77, '78, '79)
- G Isaac Hamilton ('16)
- G Roy Hamilton ('78, '79)
- G Jaylen Hands ('19)
- G Walt Hazzard ('63, '64)
- F J.R. Henderson ('96, '98)
- F Jack Hirsch ('64)
- G Aaron Holiday ('18)
- G Brad Holland ('79)
- F Tyler Honeycutt ('11)
- G Ralph Jackson ('84)
- F Marques Johnson ('76, '77)
- G Lazerick Jones ('12)
- F Jason Kapono ('00, '01, '02, '03)
- C Carl Kraushaar ('50)
- F TJ Leaf ('17)
- G Malcom Lee ('11)
- F Richard Linthicum ('31)
- G Ron Livingston ('54)
- F Kevon Looney ('15)
- C Kevin Love ('08)
- F Mike Lynn ('66)
- F Don MacLean ('90, '91, '92)
- C Jelani McCoy ('97)
- F Dave Meyers ('75)
- G Nigel Miguel ('85)
- F Reggie Miller ('86, '87)
- G Dave Minor ('47, '48)
- F John Moore ('55)
- G Shabazz Muhammad ('13)
- F Tracy Murray ('91, '92)
- F Reeves Nelson ('11)
- F Willie Naulls ('55, '56)
- F Charles O'Bannon ('96, '97)
- F Ed O'Bannon ('93, '94, '95)

G Norman Powell ('15)
 G Bill Putnam ('45)
 G Bill Rankin ('44, '45)
 G Pooh Richardson ('87, '88, '89)
 F Dick Ridgway ('51)
 G Michael Roll ('10)
 F Curtis Rowe ('69, '71)
 F Mike Sanders ('81, '82)
 F Alan Sawyer ('49)
 G Eddie Sheldrake ('51)
 G/F Josh Shipp ('09)
 G George Stanich ('49, '50)
 F John Stanich ('48)
 G Morris Taft ('56)
 G/F Dijon Thompson ('05)
 G Walt Torrence ('59)
 G Raymond Townsend ('78)
 F Kiki Vandeweghe ('80)
 C Bill Walton ('72, '73, '74)
 G Mike Warren ('68)
 F Richard Washington ('76)
 G Earl Watson ('01)
 C Thomas Welsh ('18)
 F Dick West ('44)
 G Russell Westbrook ('08)
 F Sidney Wicks ('70, '71)
 F Keith Wilkes ('73, '74)
 G Kris Wilkes ('19)
 F Trevor Wilson ('88, '89, '90)

USC (63)

G Dan Anderson ('74)
 G Dwight Anderson ('82)
 G Chris Appel ('61, '62)
 F Morris Badgro ('27)
 G Julie Bescos ('33, '34)
 C John Block ('65, '66)
 F Bennie Boatwright ('19)
 G Stais Boseman ('97)
 C Jack Bruner ('28)
 C Wilbur Caldwell ('31)
 G Mack Calvin ('69)
 G Don Carfino ('80)
 F Wayne Carlander ('84, '85)
 F Sam Clancy ('01, '02)
 C Ronnie Coleman ('91)
 G Duane Cooper ('92)
 F Derrick Dowell ('86, '87)
 G Desmon Farmer ('04)
 F Ken Flower ('53)
 F Taj Gibson ('08, '09)
 G Bob Graham ('45)
 C Lee Guttero ('34, '35)
 G Daniel Hackett ('09)
 C Alex Hannum ('48)
 F Bill Hewitt ('67, '68)
 G Jacque Hill ('83)
 C Bob Howard ('44)
 F Jack Hupp ('35)
 F Roy Irvin ('54)
 G Julian Jacobs ('16)
 G John Lehnert ('30)
 F Gordon Martin ('63)
 G O.J. Mayo ('08)
 G Tom McGarvin ('40)
 G Jordan McLaughlin ('18)
 G Harold Miner ('90, '91, '92)
 F Chimezie Metu ('17, '18)
 F Jesse Mortenson ('28, '30)
 F Jerry Nemer ('32, '33)
 C Jack Nichols ('45, '46)
 G Eddie Oram ('36, '37)
 F Bob Ormsby ('42)
 F Lorenzo Orr ('94)

G Gabe Pruitt ('06)
 G Tom Riach ('51)
 F Ron Riley ('72)
 C Cliff Robinson ('78, '79)
 F Gene Rock ('43)
 G Danny Rogers ('57)
 C John Rudometkin ('61, '62)
 F Brian Scalabrine ('00)
 G Dale Sears ('39, '40)
 G Jim Seminoff ('43)
 F Bill Sharman ('49, '50)
 F Ralph Vaughn ('39, '40)
 F Nikola Vucevic ('10, '11)
 G Dick Welh ('55)
 F John Werhas ('59)
 G Paul Westphal ('70, '71)
 G Gus Williams ('75)
 F Maurice Williams ('81, '82)
 F Allen Young ('64)
 G/F Nick Young ('06, '07)

UTAH (7)

G Sedrick Barefield ('19)
 G Justin Bibbins ('18)
 F David Collette ('18)
 G Kyle Kuzma ('17)
 F Jakob Poeltl ('16)
 G Brandon Taylor ('15)
 G Delon Wright ('14, '15)

WASHINGTON (72)

F Al Akins ('44)
 G Andrew Andrews ('16)
 C Ralph Bishop ('36)
 C Bruno Boin ('56)
 F Jon Brockman ('07, '08, '09)
 G Jimmy Bryan ('22)
 F Matthew Bryan-Amaning ('11)
 G Ralph Cairney ('31, '32)
 F Dan Caldwell ('82)
 G Joe Cipriano ('53)
 G Irving Cook ('19, '20)
 F Ed Correll ('63)
 G J.R. Crawford ('23)
 G Norm Dalthorp ('46)
 F Jack Davidson ('16)
 G Justin Dentmon ('09)
 F Noah Dickerson ('18)
 C James Edwards ('76, '77)
 G Bob Egge ('36)
 F Paul Fortier ('86)
 G Markelle Fultz ('17)
 F Bob Galer ('34, '35)
 C Chuck Gilmur ('43)
 F Andra Griffin ('81)
 F Frank Guisness ('51, '52)
 F Bill Hanson ('60, '61, '62)
 F Steve Hawes ('72)
 F Bob Hesketh ('25)
 C Bob Houbregs ('51, '52, '53)
 F George Irvine ('70)
 G Alfred James ('28)
 G Bob Jorgenson ('45)
 G Hal Lee ('33, '34)
 F Ed Loverich ('37)
 C Todd MacCulloch ('98, '99)
 C Rich Manning ('93)
 F Doug McClary ('53)
 C Harold McClary ('29)
 G Bill Morris ('43, '44)
 G Dejourne Murray ('16)
 G Louie Nelson ('73)
 F Perry Nelson ('44)
 C Jack Nichols ('44, '47, '48)
 G Jaylen Nowell ('19)

F Dean Parsons ('54, '55)
 F Quincy Pondexter ('10)
 G Eldridge Recasner ('88, '89, '90)
 G Nate Robinson ('04, '05)
 G Terrence Ross ('12)
 G Brandon Roy ('06)
 F Mark Sanford ('96, '97)
 F Detleg Schrempf ('84, '85)
 F Albert Schuss ('26)
 C Henry Sielk ('21)
 G Tre Simmons ('05)
 C Doug Smart ('57, '58, '59)
 F Monty Snider ('28)
 G Lou Soriano ('50)
 G Steve Staatz ('17)
 F Henry Swanson ('30, '31)
 G Bill Taylor ('44)
 G Isaiah Thomas ('09, '10, '11)
 G Matisse Thybulle ('19)
 C Chris Welp ('85, '86, '87)
 G Dick Welts ('24)
 F Sammy White ('48, '49)
 G C.J. Wilcox ('13, '14)
 G Nigel Williams-Goss ('15)
 F Doug Wrenn ('02)
 G Tony Wroten ('12)
 F Phil Zevenbergen ('87)
 G George Ziegenfuss ('39)

WASHINGTON STATE (38)

F Larry Beck ('56, '57)
 F Ron Bennink ('54, '55)
 F Gale Bishop ('43, '46)
 G Roy Bohler ('17)
 F DeAngelo Casto ('11)
 F Don Collins ('80)
 C Gene Conley ('50)
 F Carlos Daniel ('98)
 G Rick Erickson ('70)
 F Robert Franks ('19)
 G Isaac Fontaine ('96, '97)
 C Bob Gambold ('51)
 F Ed Gayda ('49, '50)
 C Huntley Gordon ('32)
 C Vince Hanson ('45, '48)
 F Steve Harriel ('83)
 F Josh Hawkinson ('17)
 F Mark Hendrickson ('95, '96)
 G DeVonté Lacy ('15)
 G Terrence Lewis ('92)
 C Paul Lindeman ('41)
 G Derrick Low ('07, '08)
 G Thomas Kelati ('05)
 F Jim McKean ('67, '68)
 G Art McLarny ('30)
 G Keith Morrison ('85, '86)
 F Brock Motum ('12, '13)
 C Ivar Nelson ('37)
 F Ivan Price ('17)
 G Bryan Rison ('80)
 G Taylor Rochestie ('09)
 F McClellan Rockey ('19, '20)
 G Bennie Seltzer ('93)
 F Bob Sheridan ('47)
 G Ray Sundquist ('41)
 G Klay Thompson ('10, '11)
 G Kyle Weaver ('07, '08)
 F Ted Wierman ('69)

IDAHO (11)

G Preston Brimhall ('48, '49)
 F Al Fox ('22, '23)
 G Bob Garrison ('54)
 F Hartly Kruger ('52)

F Frank McMillan ('29)
 G Harlan Melton ('55)
 G Bob Pritchett ('50)
 F Fred Quinn ('46)
 G Gary Simmons ('58)
 G Harold Telford ('23)
 F Ray Turner ('42)

MONTANA (0)

(None)

FOUR-TIME ALL-CONFERENCE SELECTIONS

Jason Kapono, UCLA ('00, '01, '02, '03)
 Ron Lee, ORE ('73, '74, '75, '76)
 Todd Lichti, STAN ('86, '87, '88, '89)
 Bob McKeen, CAL ('52, '53, '54, '55)

THREE-TIME ALL-CONFERENCE SELECTIONS

Lew Alcindor, UCLA ('67, '68, '69)
 Toby Bailey, UCLA ('96, '97, '98)
 Kimberly Belton, STAN ('78, '79, '80)
 Jon Brockman, WASH ('07, '08, '09)
 Don Collins, WSU ('78, '79, '80)
 Darren Collison, UCLA ('07, '08, '09)
 Ike Diogu, ASU ('03, '04, '05)
 Ed Durno, ORE ('19, '20, '21)
 Tyus Edney, UCLA ('93, '94, '95)
 Sean Elliott, ARIZ ('87, '88, '89)
 Kenny Fields, UCLA ('82, '83, '84)
 Jason Gardner, ARIZ ('00, '02, '03)
 A.C. Green, OSU ('83, '84, '85)
 David Greenwood, UCLA ('77, '78, '79)
 Brian Hendrick, CAL ('90, '91, '92)
 Chris Hernandez, STAN ('04, '05, '06)
 Bob Houbregs, WASH ('51, '52, '53)
 Casey Jacobsen, STAN ('00, '01, '02)
 Steve Johnson, OSU ('79, '80, '81)
 Adam Keefe, STAN ('90, '91, '92)
 Rich Kelley, STAN ('73, '74, '75)
 Brevin Knight, STAN ('95, '96, '97)
 Hank Luisetti, STAN ('36, '37, '38)
 Don MacLean, UCLA ('90, '91, '92)
 Harold Miner, USC ('90, '91, '92)
 Jack Nichols, WASH ('44, '47, '48)
 Ed O'Bannon, UCLA ('93, '94, '95)
 Gary Payton, OSU ('88, '89, '90)
 Blair Rasmussen, ORE ('83, '84, '85)
 Ephraim Rocha, OSU ('45, '46, '47)
 Charlie Sitton, OSU ('82, '83, '84)
 Doug Smart, WASH ('57, '58, '59)
 Damon Stoudamire, ARIZ ('93, '94, '95)
 John Talt, CAL ('22, '23, '24)
 Isaiah Thomas, WASH ('09, '10, '11)
 Bill Walton, UCLA ('72, '73, '74)
 Chris Welp, WASH ('85, '86, '87)
 Algot Westergren, ORE ('25, '26, '27)
 Andy Wolfe, CAL ('46, '47, '48)



1983-84

- F Steve Beck, ASU
- F Derrick Dowell, USC
- C *Chris Welp, WASH
- G Chris Washington, CAL
- G Michael Tait, ARIZ
- G Kevin Johnson, CAL

1984-85

- F *Leonard Taylor, CAL
- F Chris Sandle, ASU
- F Craig Jackson, UCLA
- G Anthony Taylor, ORE
- G Eric Knox, OSU

1985-86

- F *Sean Elliott, ARIZ
- F Tom Lewis, USC
- G *Pooh Richardson, UCLA
- G Todd Lichti, STAN
- G Bo Kimble, USC

1986-87

- F Bob Erbst, USC
- F Trevor Wilson, UCLA
- G *Gary Payton, OSU
- G Eldridge Recasner, WASH
- G Bryant Walton, CAL

1987-88

- F *Ronnie Coleman, USC
- F Mike Hayward, WASH
- G Will Brantley, OSU
- G Ryan Drew, CAL
- G Gerald Madkins, UCLA

1988-89

- F Adam Keefe, STAN
- F *Don MacLean, UCLA
- C Sean Rooks, ARIZ
- G Darrick Martin, UCLA
- G Matt Othick, ARIZ

1989-90

- F Brian Hendrick, CAL
- F Tracy Murray, UCLA
- C Ed Stokes, ARIZ
- G *Harold Miner, USC
- G Bennie Seltzer, WSU

1990-91

- F *Jamal Faulkner, ASU
- G Dwayne Fontana, ASU
- G Jordy Lyden, ORE
- G Khalid Reeves, ARIZ
- G Shon Tarver, UCLA

1991-92

- F Mario Bennett, ASU
- F Lamond Murray, CAL
- F *Mark Pope, WASH
- G Tyus Edney, UCLA
- G Damon Stoudamire, ARIZ

1992-93

- F Mark Hendrickson, WSU
- G Dion Cross, STAN
- G Burt Harris, USC
- G *Jason Kidd, CAL
- G Ron Riley, ASU

1993-94

- F Charles O'Bannon, UCLA
- C Michael Stewart, CAL
- G Isaac Fontaine, WSU
- G *Brevin Knight, STAN
- G Kenya Wilkins, ORE

1994-95

- G Toby Bailey, UCLA
- F *Tremaine Fowlkes, CAL
- F J.R. Henderson, UCLA
- F Mark Sanford, WASH
- C Tim Young, STAN

1995-96

- F *Shareef Abdur-Rahim, CAL
- G Terik Brown, ORE
- C Todd MacCulloch, WASH
- C Jelani McCoy, UCLA
- F Mark Seaton, STAN

1996-97

- F Corey Benjamin, OSU
- F *Mike Bibby, ARIZ
- G Carson Cunningham, OSU
- G Eddie House, ASU
- G Blake Pengelly, WSU

1997-98

- F Jarron Collins, STAN
- G *Baron Davis, UCLA
- F Sean Lampley, CAL
- G Deaundra Tanner, OSU
- G Earl Watson, UCLA

1998-99

- G Senque Carey, WASH
- C Dan Gadzuric, UCLA
- F Richard Jefferson, ARIZ
- F JaRon Rush, UCLA
- F *Michael Wright, ARIZ

1999-00

- G Gilbert Arenas, ARIZ
- G Jason Gardner, ARIZ
- F Brian Jackson, OSU
- G *Casey Jacobsen, STAN
- F *Jason Kapono, UCLA

2000-01

- G Curtis Allen, WASH
- F T.J. Cummings, UCLA
- F Luke Jackson, ORE
- G Marcus Moore, WSU
- G *Luke Ridnour, ORE

2001-02

- G Errick Craven, USC
- C Channing Frye, ARIZ
- C Jamal Sampson, CAL
- G *Salim Stoudamire, ARIZ
- C/F Amit Tamir, CAL

2002-03

- G Hassan Adams, ARIZ
- C *Ike Diogu, ASU
- F Andre Igoudala, ARIZ
- G Richard Midgley, CAL
- G Nate Robinson, WASH

2003-04

- F Trevor Ariza, UCLA
- G Aaron Brooks, ORE
- G/F Marquise Kately, CAL
- F *Leon Powe, CAL
- G Mustafa Shakur, ARIZ
- G Lodrick Stewart, USC

2004-05

- G Arron Afflalo, UCLA
- G *Jordan Farmar, UCLA
- G Malik Hairston, ORE
- G Gabe Pruitt, USC
- G Bryce Taylor, ORE

2005-06

- F Jon Brockman, WASH
- G Justin Dentmon, WASH
- F *L.R. Mbaha Moute, UCLA
- F Jeff Pendergraph, ASU
- F Marcus Williams, ARIZ

2006-07

- F Ryan Anderson, CAL
- F *Chase Budinger, ARIZ
- F Taj Gibson, USC
- C Spencer Hawes, WASH
- F Brook Lopez, STAN
- G Tajuan Porter, ORE

2007-08

- G Jerryd Bayless, ARIZ
- G James Harden, ASU
- F Davon Jefferson, USC
- C *Kevin Love, UCLA
- G O.J. Mayo, USC

2008-09

- F DeAngelo Casto, WSU
- F DeMar DeRozan, USC
- G Jeremy Green, STAN
- G Jrue Holiday, UCLA
- F *Isaiah Thomas, WASH
- G Klay Thompson, WSU

2009-10

- F Tyler Honeycutt, UCLA
- G Trent Lockett, ASU
- G Reggie Moore, WSU
- F Reeves Nelson, UCLA
- F *Derrick Williams, ARIZ

2010-11

- G/F Anthony Brown, STAN
- G *Allen Crabbe, CAL
- G Maurice Jones, USC
- F Dwight Powell, STAN
- F Joshua Smith, UCLA
- G C.J. Wilcox, WASH

2011-12

- G Spencer Dinwiddie, COLO
- G Nick Johnson, ARIZ
- F David Kravish, CAL
- G Chasson Randle, STAN
- G *Tony Wroten, WASH

2012-13

- G Kyle Anderson, UCLA
- G *Jahii Carson, ASU
- G Damyean Dotson, ORE
- G/F *Shabazz Muhammad, UCLA
- F Josh Scott, COLO

2013-14

- G Bryce Alford, UCLA
- F *Aaron Gordon, ARIZ
- F Rondae Hollis-Jefferson, ARIZ
- G Zach LaVine, UCLA
- G Nigel Williams-Goss, WASH

2014-15

- F Jordan Bell, ORE
- F Dillion Brooks, ORE
- G Tra Holder, ASU
- F *Stanley Johnson, ARIZ
- F Kevon Looney, UCLA
- G Jordan McLaughlin, USC
- C Jakob Poeltl, UTAH

2015-16

- F *Jaylen Brown, CAL
- G Tyler Dorsey, ORE
- G Dejounte Murray, WASH
- F Ivan Rabb, CAL
- G Allonzo Trier, ARIZ

2016-17

- G Rawle Alkins, ARIZ
- F *Lonzo Ball, UCLA
- G Markelle Fultz, WASH
- F TJ Leaf, UCLA
- F Lauri Markkanen, ARIZ

2017-18

- F *Deandre Ayton, ARIZ
- G Daejon Davis, STAN
- G Jaylen Nowell, WASH
- G Kris Wilkes, UCLA
- G McKinley Wright IV, COLO

2018-19

- F Timmy Allen, UTAH
- C Moses Brown, UCLA
- G *Luguentz Dort, ASU
- F CJ Elleby, WSU
- F Louis King, ORE

* - Freshman of the Year

Honors selected by Pac-12 coaches.

ALL-FRESHMEN/
ALL-ROOKIE
SELECTIONS BY
SCHOOL

1. UCLA..... 37
2. ARIZ..... 29
3. CAL..... 23
4. WASH..... 20
5. USC..... 18
6. STAN..... 17
7. ASU..... 14
- ORE..... 14
9. OSU..... 13
10. WSU..... 12
11. COLO..... 3
12. UTAH..... 2

From 1980-81 - 1982-83, known as the All-Rookie Team and selected by Conference coaches.

From 1992-93 to 1998-99, the All-Newcomer team had been selected by Pac-12 radio play-by-play announcers. From 1999-2000 to 2005-06, the Newcomer of the Year was selected by the announcers and named the FRED HESSLER AWARD in honor of the late UCLA broadcaster.

1980-81

- F Charlie Sitton, Fr., OSU
- F Sam Potter, Fr., CAL
- F Lester Conner, Jr., OSU
- C *John Revelli, Fr., STAN
- G Ken McFadden, Jr., WSU
- G Keith Jones, Fr., STAN

1981-82

- F Wayne Carlander, Fr., USC
- F *Johnny Rodgers, Fr., STAN
- C A.C. Green, Fr., OSU
- G Ken Johnson, Fr., USC
- G Craig Ehlo, Jr., WSU

1982-83

- F *Dave Butler, Fr., CAL
- F Ricky Brown, Fr., WSU
- C Reggie Rogers, Fr., WASH
- G Steve Woodside, Fr., OSU
- G Darryl Flowers, Fr., OSU

1983-84 - 1991-92

(No honors awarded)

1992-93

- F Mustapha Hoff, Jr., OSU
- C Richard Petruska, Sr., UCLA
- G *Marcell Capers, Jr., ASU
- G Tony Harris, Jr., WSU
- G Prentiss Perkins, Jr., WASH

1993-94

- F Sam Allen, Jr., WASH
- F Darryl Parker, Jr., ORE
- G Stephane Brown, Jr., OSU
- G *Isaac Burton, Jr., ASU
- G Michael McClain, So., WASH

1994-95

- C Mike Amos, Jr., WASH
- G *Shamon Antrum, So., WSU
- G Ben Davis, Jr., ARIZ
- G Jason Hamilton, Jr., WASH
- F Vladimir Heredia, Jr., OSU
- G Jamal Lawrence, Jr., ORE

1995-96

- G *Ed Gray, Jr., CAL
- G Markee Brown, Jr., OSU
- F Kyle Milling, Jr., ORE
- C Rob Ramaker, Jr., ORE
- F Rodger Farrington, Jr., ASU

1996-97

- G Elias Ayuso, So., USC
- F Mike Batiste, So., ASU
- F Bennett Davison, Jr., ARIZ
- F *Rodrick Rhodes, Sr., USC
- F Terrill Woods, Jr., OSU

1997-98

- G Geno Carlisle, Jr., CAL
- G Michael Gill, Jr., CAL
- G Thomas Kilgore, Jr., CAL
- F *Bobby Lazor, Jr., ASU
- F Adam Spanich, Jr., USC

1998-99

- C *Brian Scalabrine, So., USC
- G Alex Scales, Jr., ORE
- G Josh Steinthal, So., OSU
- G Jan-Michael Thomas, Jr., WSU
- G Darius Wright, Jr., ORE

* - Newcomer of the Year

Newcomer of the Year

- 1992-93 Marcell Capers, G, ASU (Jr., Los Angeles, Calif.)
- 1993-94 Isaac Burton, G, ASU (Jr., Los Angeles, Calif.)
- 1994-95 Shamon Antrum, G, WSU (Jr., New Haven, Conn.)
- 1995-96 Ed Gray, G, CAL (Jr., Riverside, Calif.)
- 1996-97 Rodrick Rhodes, F, USC (Sr., Jersey City, N.J.)
- 1997-98 Bobby Lazor, F, ASU (Jr., Norwich, N.Y.)
- 1998-99 Brian Scalabrine, C, USC (So., Enumclaw, Wash.)
- 1999-00 Loren Woods, C, ARIZ (Jr., St. Louis, Mo.)
- 2000-01 J Locklier, C, WSU (Jr., Rock Hill, S.C.)
- 2001-02 Doug Wrenn, F, WASH (So., Seattle, Wash.)
- 2002-03 Andre Joseph, G, ORE (Jr., Houston, Texas)
- 2003-04 Jeff McMillan, F, USC (Jr., Staten Island, N.Y.)
- 2004-05 Nick DeWitz, F, OSU (Jr., Chandler, Ariz.)
- 2005-06 Ryan Appleby, G, WASH (So., Stanwood, Wash.)

ALL-NEWCOMER SELECTIONS BY SCHOOL

1. OSU12
2. WASH8
3. ORE7
- USC7
5. CAL6
- WSU6
7. ASU5
8. ARIZ3
- STAN3
10. UCLA1

PAC-12 ALL-DEFENSIVE

2007-08

- G Darren Collison, UCLA
- F Taj Gibson, USC
- C Robin Lopez, STAN
- G Kyle Weaver, WSU
- G *Russell Westbrook, UCLA

2008-09

- C/F Alfred Aboya, UCLA
- G Darren Collison, UCLA
- F *Taj Gibson, USC
- G Daniel Hackett, USC
- F Jordan Hill, ARIZ

2009-10

- F DeAngelo Casto, WSU
- G Jorge Guterrez, CAL
- F Justin Holiday, WASH
- G Venoy Overton, WASH
- G *Seth Tarver, OSU

2010-11

- F DeAngelo Casto, WSU
- G Jared Cunningham, OSU
- G Jorge Guterrez, CAL
- G Malcolm Lee, UCLA
- G *Marcus Simmons, USC

2011-12

- G Jared Cunningham, OSU
- G Kyle Fogg, ARIZ
- G *Jorge Guterrez, CAL
- C Aziz N'Diaye, WASH
- F André Roberson, COLO

2012-13

- G Jordan Bachynski, ASU
- G Carrick Felix, ASU
- F Josh Huestis, STAN
- C Arsalan Kazemi, ORE
- F *André Roberson, COLO

2013-14

- G *Jordan Bachynski, ASU
- F Josh Huestis, STAN
- G Nick Johnson, ARIZ
- G T.J. McConnell, ARIZ
- G Delon Wright, UTAH

2014-15

- F Jordan Bell, ORE
- F Rondae Hollis-Jefferson, ARIZ
- G T.J. McConnell, ARIZ
- G *Gary Payton II, OSU
- G Delon Wright, UTAH

2015-16

- F Chris Boucher, ORE
- G *Gary Payton II, OSU
- F Josh Scott, COLO
- G Brandon Taylor, UTAH
- C Kaleb Tarczewski, ARIZ

2016-17

- G Kadeem Allen, Sr., ARIZ
- G Marcus Allen, Sr., STAN
- F *Jordan Bell, Jr., ORE
- F Chris Boucher, Sr., ORE
- G Derrick White, Sr., COLO

2017-18

- F Deandre Ayton, Fr., ARIZ
- G Aaron Holiday, Jr., UCLA
- G Jordan McLaughlin, Sr., USC
- F *Matisse Thybulle, Jr., WASH
- F Kenny Wooten, Fr., ORE

2018-19

- F Zylan Cheatham, R-Sr., ASU
- G Luguentz Dort, Fr., ASU
- F Kylor Kelley, Jr., OSU
- G *Matisse Thybulle, Sr., WASH
- F Kenny Wooten, So., ORE

* - Defensive Player of the Year

Honors selected by Pac-12 coaches.

ALL-DEFENSIVE SELECTIONS BY SCHOOL

1. ARIZ9
2. ORE7
3. OSU6
- UCLA6
5. ASU5
- USC5
- WASH5
8. COLO4
- STAN4
10. CAL3
- UTAH3
- WSU3



1985-86

Keith Balderston, ORE
Dave Butler, CAL
Steve Kerr, ARIZ
Novian Whitsitt, STAN
Steve Woodside, OSU

1986-87

Keith Balderston, ORE
Dave Butler, CAL
Dave Immel, UCLA
Brian Quinnett, WSU
Novian Whitsitt, STAN

1987-88

Keith Balderston, ORE
Steve Kerr, ARIZ
Todd Lichti, STAN
Bill Sherwood, OSU
Terry Taylor, STAN

1988-89

Matt Muehlebach, ARIZ
Brian Quinnett, WSU
Eric Reveno, STAN
Terry Taylor, STAN
Andrew Vlahov, STAN

1989-90

Teo Alibegovic, OSU
Kenny Ammann, STAN
Matt Muehlebach, ARIZ
John Patrick, STAN
David Sanders, WSU

1990-91

Teo Alibegovic, OSU
Kenny Ammann, STAN
Matt Anderson, ASU
Matt Muehlebach, ARIZ
John Patrick, STAN

1991-92

Peter Dukes, STAN
Paul Garrett, STAN
Jon Mitchell, ORE
Dale Reed, WSU
Jason Weaver, STAN

1992-93

Peter Dukes, STAN
Jon Mitchell, ORE
Brett Pagett, WASH
Richard Petruska, UCLA
Mark Pope, WASH

1993-94

Scott Didrickson, WASH
Kevin Flanagan, ARIZ
Jon Mitchell, ORE
Damaine Powell, USC
George Zidek, UCLA

1994-95

David Harbour, STAN
*Jon Mitchell, ORE
J.D. Vetter, OSU
David Vik, WSU
George Zidek, UCLA

1995-96

Carlos Daniel, WSU
David Harbour, STAN
Rich Jackson, STAN
Ty Reuter, USC
J.D. Vetter, OSU

1996-97

Carlos Daniel, WSU
Rich Jackson, STAN
Cameron Johnson, WSU
Todd MacCulloch, WASH
Bob Myers, UCLA

1997-98

Carlos Daniel, WSU
Bobby Lazor, ASU
Todd MacCulloch, WASH
A.D. Smith, ORE
Chris Thompson, WASH

1998-99

Will Hutchens, WSU
Bobby Lazor, ASU
Todd MacCulloch, WASH
Mark Madsen, STAN
A.D. Smith, ORE

1999-00

Jason Heide, OSU
Mark Madsen, STAN
A.D. Smith, ORE
Josh Steintal, OSU
Chris Walcott, WASH

2000-01

Eugene Edgeron, ARIZ
Ryan Forehan-Kelly, CAL
Dennis Gates, CAL
Morgan Lingle, CAL
Shawn Redhage, ASU

2001-02

Curtis Borchardt, STAN
Dennis Gates, CAL
Ben Lindquist, ORE
J Locklier, WSU
Shawn Redhage, ASU

2002-03

Justin Allen, ASU
Joe Kirchofer, STAN
Shawn Redhage, ASU
Nick Robinson, STAN
Amit Tamir, CAL

2003-04

Dan Grunfeld, STAN
Rob Little, STAN
Jason Ranne, ARIZ
Nick Robinson, STAN
Amit Tamir, CAL

2003-04

Justin Allen, ASU
Jay Anderson, ORE
A.J. Diggs, CAL
Chris Hernandez, STAN
Andre Iguodala, ARIZ

2004-05

Dan Grunfeld, STAN
Jim Hanchett, OSU
Chris Hernandez, STAN
Rob Little, STAN
Nick Robinson, STAN

2004-05

Wilfried Fameni, ASU
Hans Gasser, WASH
Jason Haas, STAN
Lamar Hurd, OSU
Jordan Kent, ORE
Alexander Pribble, CAL

2005-06

Robbie Cowgill, WSU
Dan Grunfeld, STAN
Chris Hernandez, STAN
Lamar Hurd, OSU
Alex Pribble, CAL
Taj Finger, STAN
Hans Gasser, WASH
Chad Goldstein, ASU
Jordan Kent, ORE
Peter Prowitt, STAN

2006-07

Aron Baynes, WSU
Robbie Cowgill, WSU
Daven Harmeling, WSU
Alex Pribble, CAL
Peter Prowitt, STAN
Alfred Aboya, UCLA
Taj Finger, STAN
Hans Gasser, WASH
Angelo Tsagarakis, OSU
Carlton Weatherby, STAN
Ryan Wright, UCLA

2007-08

Brett Brielmaier, ARIZ
Robbie Cowgill, WSU
Taj Finger, STAN
Daven Harmeling, WSU
Taylor Rochestie, WSU
Alfred Aboya, UCLA
Aron Baynes, WSU
Nikola Knezevic, CAL
Nikola Koprivica, WSU
Roeland Schaftenaar, OSU

2008-09

Aron Baynes, WSU
Derek Glasser, ASU
Daven Harmeling, WSU
Nikola Koprivica, WSU
Taylor Rochestie, WSU
Nikola Knezevic, CAL
Rihards Kuksiks, ASU
Roeland Schaftenaar, OSU
Drew Shiller, STAN
Jordan Wilkes, CAL

2009-10

Mustafa Abdul Hamid, UCLA
Landry Fields, STAN
Nikola Koprivica, WSU
Roeland Schaftenaar, OSU
Drew Shiller, STAN
Jorge Gutierrez, CAL
Malcolm Lee, UCLA
Abe Lodwick, WSU
Garrett Sim, ORE
Jack Trotter, STAN

2010-11

Angus Brandt, OSU
Trent Lockett, ASU
Abe Lodwick, WSU
Rhys Murphy, OSU
Jack Trotter, STAN
Nicholas Fearn, ORE
Jorge Gutierrez, CAL
Harper Kamp, CAL
Josh Owens, STAN
Garrett Sim, ORE

2011-12

Sabatino Chen, COLO
John Gage, STAN
Trent Lockett, ASU
Rhys Murphy, OSU
Jack Trotter, STAN
Harper Kamp, CAL
Abe Lodwick, WSU
Josh Owens, STAN
Patrick Simon, WSU
Andrew Zimmerman, STAN

2012-13

Sabatino Chen, COLO
Carrick Felix, ASU
John Gage, STAN
Robbie Lemons, STAN
Jeremy Olsen, UTAH
Andy Brown, STAN
Shane Harris-Tunks, COLO
Stefan Nastic, STAN
Dwight Powell, STAN
Chasson Randle, STAN

2013-14

Anthony Brown, STAN
John Gage, STAN
Robbie Lemons, STAN
Jeremy Olsen, UTAH
Brandon Taylor, UTAH
Angus Brandt, OSU
Chass Bryan, USC
Junior Longrus, WSU
Stefan Nastic, STAN
Chasson Randle, STAN

2014-15

Bo Barnes, ASU
Jeremy Olsen, UTAH
Chasson Randle, STAN
Brandon Taylor, UTAH
Nigel Williams-Goss, WASH
Anthony Brown, STAN
Austin Eastman, UTAH
Josh Hawkinson, WSU
Junior Longrus, WSU
Stefan Nastic, STAN

2015-16

Casey Benson, ORE
Josh Hawkinson, WSU
Junior Longrus, WSU
Dorian Pickens, STAN
Brandon Taylor, UTAH
Stephen Domingo, CAL
Malcolm Duvivier, OSU
Valentine Izundu, WSU
Ny Redding, WSU
Thomas Welsh, UCLA

2016-17

Josh Hawkinson, Sr., WSU
Daine Muller, Jr., OSU
Dorian Pickens, Jr., STAN
Gligorije Rakocevic, So., OSU
Stephen Thompson Jr., So., OSU
Casey Benson, Jr., ORE
David Collette, Jr., UTAH
Tres Tinkle, So., OSU
Parker Van Dyke, So., UTAH
Thomas Welsh, Jr., UCLA

2017-18

Nick Hamilton, Sr., CAL
Dorian Pickens, Sr., STAN
Jeff Pollard, So., UTAH
Gligorije Rakocevic, Jr., OSU
Stephen Thompson Jr., Jr., OSU
Malachi Flynn, So., WSU
Jayce Johnson, So., UTAH
Chimezie Metu, Jr., USC
Tres Tinkle, So., OSU
Parker Van Dyke, So., UTAH

2017-18

Chase Jeter, R-Jr., ARIZ
Jeff Pollard, Jr., WSU
Gligorije Rakocevic, Sr., OSU
Zach Reichle, So. OSU
Stephen Thompson Jr., Sr., OSU
Isaac White, So., STAN
Jayce Johnson, Jr., UTAH
Kodye Pugh, R-So., STAN
D'Shawn Schwartz, So., COLO
Trevor Stanback, Jr., STAN
Ethan Thompson, So., OSU

* - Only four-time selection

ALL-ACADEMIC SELECTIONS BY SCHOOL
(Total selections)
1. STAN 67
2. WSU 39
3. OSU 30
4. CAL 20
5. ORE 18
6. ASU 15
7. UTAH 12
8. ARIZ 11
UCLA 11
10. WASH 10
11. COLO 4
USC 4



2004-05

- 11/29 Nate Robinson (Jr.), WASH
12/6 Ike Diogu (Jr.), ASU
12/13 Jordan Farmar (Fr.), UCLA
12/20 Dijon Thompson (Sr.), UCLA
1/3 David Lucas (Sr.), OSU
1/10 Ike Diogu (Jr.), ASU
1/17 Salim Stoudamire (Sr.), ARIZ
1/24 Dan Grunfeld (Jr.), STAN
1/31 Thomas Kelati (Sr.), WSU
2/7 Ike Diogu (Jr.), ASU
2/14 David Lucas (Sr.), OSU
2/21 Salim Stoudamire (Sr.), ARIZ
2/28 Tre Simmons (Sr.), WASH
3/7 Salim Stoudamire (Sr.), ARIZ

2005-06

- 11/29 DeVon Hardin (So.), CAL
12/5 Leon Powe (So.), CAL
12/12 Gabe Pruitt (So.), USC
12/19 Chris Stephens (Sr.), OSU
12/26 Hassan Adams (Sr.), ARIZ
1/2 Hassan Adams (Sr.), ARIZ
1/9 Josh Akognon (So.), WSU
1/16 Bobby Jones (Sr.), WASH
1/23 Matt Haryasz (Sr.), STAN
1/30 Matt Haryasz (Sr.), STAN
2/6 Chris Hernandez (Sr.), STAN
2/13 Brandon Roy (Sr.), WASH
2/20 Brandon Roy (Sr.), WASH
2/27 Brandon Roy (Sr.), WASH
3/6 Arron Afflalo (So.), UCLA

2006-07

- 11/20 Chase Budinger (Fr.), ARIZ
11/27 Darren Collison (So.), UCLA
12/4 Josh Shipp (So.), UCLA
12/11 Daven Harmeling (So.), WSU
12/18 Bryce Taylor (Jr.), ORE
12/26 Spencer Hawes (Fr.), WASH
1/1 Ivan Radenovic (Sr.), ARIZ
1/7 Aaron Brooks (Sr.), ORE
1/15 Anthony Goods (So.), STAN
1/22 Nick Young (Jr.), USC
1/29 Brook Lopez (Fr.), STAN
2/5 Daven Harmeling (So.), WSU
2/12 Jon Brockman (So.), WASH
2/19 Darren Collison (So.), UCLA
2/26 Tajuan Porter (Fr.), ORE
3/5 Ivan Radenovic (Sr.), ARIZ

2007-08

- 11/19 Jon Brockman (Jr.), WASH
11/26 Kevin Love (Fr.), UCLA
12/3 Ryan Anderson (So.), CAL
12/10 Jordan Hill (So.), ARIZ
12/17 Ty Abbott (Fr.), ASU
12/24 Jon Brockman (Jr.), WASH
12/31 Jerome Randle (So.), CAL
1/7 James Harden (Fr.), ASU
1/14 Kevin Love (Fr.), UCLA
1/21 Jon Brockman (Jr.), WASH
1/28 Kevin Love (Fr.), UCLA
2/4 Ryan Anderson (So.), CAL
2/11 Jeff Pendergraph (Jr.), ASU
2/18 Jerryd Bayless (Fr.), ARIZ
2/25 O.J. Mayo (Fr.), USC
3/3 Brook Lopez (So.), STAN
3/10 Taj Gibson (So.), USC

2008-09

- 11/17 Darren Collison (Sr.), UCLA
11/24 James Harden (So.), ASU
12/1 James Harden (So.), ASU
12/8 Dwight Lewis (Jr.), USC
12/15 Jordan Hill (Jr.), ARIZ
12/22 Jerome Randle (Jr.), CAL
12/29 Jamelle Horne (So.), ARIZ
1/5 Patrick Christopher (Jr.), CAL
1/12 Patrick Christopher (Jr.), CAL
1/19 Lawrence Hill (Sr.), STAN
1/26 Roeland Schaffenaar (Jr.), OSU
2/2 Chase Budinger (Jr.), ARIZ
2/9 Alfred Aboya (Sr.), UCLA
2/16 Nic Wise (Jr.), ARIZ
2/23 Taylor Rochestie (Sr.), WSU
3/2 Jon Brockman (Sr.), WASH
3/9 Josh Shipp (Sr.), UCLA

2009-10

- 11/16 Quincy Pondexter (Sr.), WASH
11/23 Klay Thompson (So.), WSU
11/30 Klay Thompson (So.), WSU
12/7 Quincy Pondexter (Sr.), WASH
12/14 Patrick Chistopher (Sr.), CAL
12/21 Alex Stepheson (Jr.), USC
12/28 Mike Gerrity (Sr.), USC
1/4 Michael Dunigan (So.), ORE

- 1/11 Ty Abbott (Jr.), ASU
1/18 Quincy Pondexter (Sr.), WASH
1/25 Landry Fields (Sr.), STAN
2/1 Nic Wise (Sr.), ARIZ
2/8 Quincy Pondexter (Sr.), WASH
2/15 Jerome Randle (Sr.), CAL
2/22 Landry Fields (Sr.), STAN
3/1 Jamal Boykin (Sr.), CAL
3/8 Quincy Pondexter (Sr.), WASH

2010-11

- 11/22 Reeves Nelson (So.), UCLA
11/29 Klay Thompson (Jr.), WSU
12/6 Derrick Williams (So.), ARIZ
12/13 Klay Thompson (Jr.), WSU
12/20 Reeves Nelson (So.), UCLA
12/27 Jio Fontan (Jr.), USC
1/3 M. Bryan-Amaning (Sr.), WASH
1/10 Isaiah Thomas (Jr.), WASH
1/17 Derrick Williams (So.), ARIZ
1/24 Isaiah Thomas (Jr.), WASH
1/31 Lamont Jones (So.), ARIZ
2/7 Joevan Catron (Sr.), ORE
2/14 Isaiah Thomas (Jr.), WASH
2/21 Derrick Williams (So.), ARIZ
2/28 Nikola Vucevic (Jr.), USC
3/7 Ty Abbott (Sr.), ASU

2011-12

- 11/14 C.J. Wilcox (So.), WASH
11/21 Jared Cunningham (Jr.), OSU
11/28 Maurice Jones (So.), USC
12/5 Solomon Hill (Jr.), ARIZ
12/12 Brock Motum (Jr.), WSU
12/19 Ahmad Starks (So.), OSU
12/26 Solomon Hill (Jr.), ARIZ
1/2 Tony Wroten (Fr.), WASH
1/9 Carlon Brown (Sr.), COLO
1/16 Terrence Ross (So.), WASH
1/23 Faisal Aden (Sr.), WSU
1/30 Jared Cunningham (Jr.), OSU
2/6 Kyle Fogg (Sr.), ARIZ
2/13 E.J. Singler (Jr.), ORE
2/20 Justin Cobb (So.), CAL
2/27 Kyle Fogg (Sr.), ARIZ
3/5 Lazeric Jones (Sr.), UCLA

2012-13

- 11/12 Ahmad Starks (Jr.), OSU
11/19 Askia Booker (So.), COLO
11/26 Justin Cobbs (Jr.), CAL
12/3 Carrick Felix (Sr.), ASU
12/10 Brock Motum (Sr.), WSU
12/17 André Roberson (Jr.), COLO
12/24 Eric Moreland (So.), OSU
12/31 Shabazz Muhammad (Fr.), UCLA
1/7 Carrick Felix (Sr.), ASU
1/14 C.J. Wilcox (Jr.), WASH
1/21 Mark Lyons (Sr.), ARIZ
1/28 Carrick Felix (Sr.), ASU
2/4 Josh Huestis (Jr.), STAN
2/11 Allen Crabbe (Jr.), CAL
2/18 Allen Crabbe (Jr.), CAL
2/25 Justin Cobbs (Jr.), CAL
3/4 Kyle Anderson (Fr.), UCLA
3/11 Brock Motum (Sr.), WSU

2013-14

- 11/11 Tyrone Wallace (So.), CAL
11/18 Roberto Nelson (Sr.), OSU
11/25 Jahii Carson (So.), ASU
12/2 Nick Johnson (Jr.), ARIZ
12/9 Askia Booker (Jr.), COLO
12/16 Jordan Loveridge (So.), UTAH
12/23 Chasson Randle (Jr.), STAN
12/30 Roberto Nelson (Sr.), OSU
1/6 Askia Booker (Jr.), COLO
1/13 Justin Cobbs (Sr.), CAL
1/20 Delon Wright (Jr.), UTAH
1/27 Kyle Anderson (So.), UCLA
2/3 Justin Cobbs (Sr.), CAL
2/10 Jordan Bachynski (Sr.), ASU
2/17 Jermaine Marshall (Sr.), ASU
2/24 Josh Huestis (Sr.), STAN
3/3 Mike Moser (Sr.), ORE
3/10 Mike Moser (Sr.), ORE

2014-15

- 11/17 Tyrone Wallace (Jr.), CAL
11/24 Norman Powell (Sr.), UCLA
12/1 Stanley Johnson (Fr.), ARIZ
12/8 Tyrone Wallace (Jr.), CAL
12/15 Delon Wright (Sr.), UTAH
12/22 Elijah Stewart (Fr.), USC
12/29 Anthony Brown (Sr.), STAN
1/5 Chasson Randle (Sr.), STAN
1/12 Kevon Looney (Fr.), UCLA
1/19 Stanley Johnson (Fr.), ARIZ

- 1/26 Gary Payton II (Jr.), OSU
2/2 Norman Powell (Sr.), UCLA
2/9 Joseph Young (Sr.), ORE
2/16 Rondae Hollis-Jefferson (So.), ARIZ
2/23 Andrew Andrews (Jr.), WASH
3/2 Norman Powell (Sr.), UCLA
3/9 Shaquille McKissic (Sr.), ASU

2015-16

- 11/16 Tyrone Wallace (Sr.), CAL
11/23 Jakob Poeltl (So.), UTAH
11/30 Andrew Andrews (Sr.), WASH
12/7 Thomas Welsh (So.), UCLA
12/14 Allonzo Trier (Fr.), ARIZ
12/21 Jakob Poeltl (So.), UTAH
12/28 Josh Hawkinson (Jr.), WSU
1/4 Andrew Andrews (Sr.), WASH
1/11 Bryce Alford (Jr.), UCLA
1/18 Josh Scott (Sr.), COLO
1/25 Jakob Poeltl (So.), UTAH
2/1 Dillon Brooks (So.), ORE
2/8 Ryan Anderson (Sr.), ARIZ
2/15 Jabari Bird (Jr.), CAL
2/22 Jakob Poeltl (So.), UTAH
2/29 Josh Scott (Sr.), COLO
3/7 Gabe York (Sr.), ARIZ

2016-17

- 11/14 Tres Tinkle (So.), OSU
11/21 Charlie Moore (Fr.), CAL
11/28 Lonzo Ball (Fr.), UCLA
12/5 TJ Leaf (Fr.), UCLA
12/12 Derrick White (Sr.), COLO
12/19 TJ Leaf (Fr.), UCLA
12/26 Jordan McLaughlin (Jr.), USC
1/2 Dillon Brooks (Jr.), ORE
1/9 Ivan Rabb (So.), CAL
1/16 Bryce Alford (Sr.), UCLA
1/23 Lauri Markkanen (Fr.), ARIZ
1/30 Shaquuan Aaron (R-So.), USC
2/6 Dillon Brooks (Jr.), ORE
2/13 Lonzo Ball (Fr.), UCLA
2/20 Lauri Markkanen (Fr.), ARIZ
2/27 Dillon Brooks (Jr.), ORE
3/6 Jordan McLaughlin (Jr.), USC

2017-18

- 11/13 Allonzo Trier (Jr.), ARIZ
11/20 Tra Holder (Sr.), ASU
11/27 Tra Holder (Sr.), ASU
12/4 Deandre Ayton (Fr.), ARIZ
12/11 Shannon Evans II (Sr.), ASU
12/18 Jordan McLaughlin (Sr.), USC
12/25 Aaron Holiday (Jr.), UCLA
1/1 Deandre Ayton (Fr.), ARIZ
1/8 McKinley Wright IV (Fr.), COLO
1/15 Daejon Davis (Fr.), STAN
1/22 Justin Bibbins (Sr.), UTAH
1/29 Dusan Ristic (Sr.), ARIZ
2/5 Noah Dickerson (Jr.), WASH
2/12 Tres Tinkle (R-So.), OSU
2/19 Aaron Holiday (Jr.), UCLA
2/26 Reid Travis (Jr.), STAN
3/5 Aaron Holiday (Jr.), UCLA

2018-19

- 11/12 KZ Okpala (So.), STAN
11/19 Jaylen Nowell (So.), WASH
11/26 Luguentz Dort (Fr.), ASU
12/3 Zylan Cheatham (R-Sr.), ASU
12/10 Jaylen Nowell (So.), WASH
12/17 Remy Martin (So.), ASU
12/24 Rob Edwards (R-Jr.), ASU
12/31 Josh Sharma (Sr.), STAN
1/7 Nick Rakocevic (Jr.), USC
1/14 Stephen Thompson Jr. (Sr.), OSU
1/21 Nick Rakocevic (Jr.), USC
1/28 Jaylen Nowell (So.), WASH
2/4 Tres Tinkle (R-Jr.), OSU
2/11 Robert Franks (Sr.), WSU
2/18 Josh Sharma (Sr.), STAN
2/25 Matisse Thybulle (Sr.), WASH
3/4 Jaylen Hands (So.), UCLA
3/11 Tyler Bey (So.), COLO

PLAYERS OF THE WEEK SELECTIONS BY SCHOOL

Table with 2 columns: School and Total selections. Rows include ARIZ (100), UCLA (78), CAL (59), OSU (59), STAN (56), WASH (56), ASU (52), USC (43), ORE (37), WSU (36), COLO (10), UTAH (8).



All honors selected by Conference coaches, unless noted otherwise.

PLAYER OF THE YEAR

- 1975-76 Ron Lee, G, ORE (Sr., Lexington, Mass.)
1976-77 Marques Johnson, F, UCLA (Sr., Los Angeles, Calif.)
1977-78 David Greenwood, F, UCLA (Jr., Los Angeles, Calif.)
1978-79 David Greenwood, F, UCLA (Sr., Los Angeles, Calif.)
1979-80 Don Collins, F, WSU (Sr., Toledo, Ohio)
1980-81 Steve Johnson, C, OSU (Sr., San Bernardino, Calif.)
1981-82 Lester Conner, G, OSU (Sr., Oakland, Calif.)
1982-83 Kenny Fields, F, UCLA (Jr., Los Angeles, Calif.)
1983-84 A.C. Green, F, OSU (Jr., Portland, Ore.)
1984-85 Wayne Carlander, F, USC (Sr., Huntington Beach, Calif.)
1985-86 Chris Welp, C, WASH (Jr., Osnabruck, W.G.)
1986-87 Jose Ortiz, C, OSU (Sr., Cayey, P.R.)
1987-88 Sean Elliott, F, ARIZ (Jr., Tucson, Ariz.)
1988-89 Sean Elliott, F, ARIZ (Sr., Tucson, Ariz.)
1989-90 Gary Payton, G, OSU (Sr., Oakland, Calif.)
1990-91 Terrell Brandon, G, ORE (Jr., Portland, Ore.)
1991-92 Harold Miner, G, USC (Jr., Inglewood, Calif.)
1992-93 Chris Mills, F, ARIZ (Sr., Los Angeles, Calif.)
1993-94 Jason Kidd, G, CAL (So., Oakland, Calif.)
1994-95 Ed O'Bannon, F, UCLA (Sr., Lakewood, Calif.)
1995-96 Damon Stoudamire, G, ARIZ (Sr., Portland, Ore.)
1996-97 Shareef Abdur-Rahim, F, CAL (Fr., Marietta, Ga.)
1997-98 Ed Gray, G, CAL (Sr., Riverside, Calif.)
1997-98 Mike Bibby, G, ARIZ (So., Phoenix, Ariz.)
1998-99 Jason Terry, G, ARIZ (Sr., Seattle, Wash.)
1999-00 Eddie House, G, ASU (Sr., Union City, Calif.)
2000-01 Sean Lampley, F, CAL (Sr., Chicago, Ill.)
2001-02 Sam Clancy, F, USC (Sr., Fairview, Ohio)
2002-03 Luke Ridnour, G, ORE (Jr., Blaine, Wash.)
2003-04 Josh Childress, G/F, STAN (Jr., Los Angeles, Calif.)
2004-05 Ike Diogu, F/C, ASU (Jr., Garland, Texas)
2005-06 Brandon Roy, G, WASH (Sr., Seattle, Wash.)
2006-07 Arron Afflalo, G, UCLA (Jr., Compton, Calif.)
2007-08 Kevin Love, F, UCLA (Fr., Lake Oswego, Ore.)
2008-09 James Harden, G, ASU (So., Los Angeles, Calif.)
2009-10 Jerome Randle, G, CAL (Sr., Chicago, Ill.)
2010-11 Derrick Williams, F, ARIZ (So., La Mirada, Calif.)
2011-12 Jorge Gutierrez, G, CAL (Sr., Chihuahua, Mexico)
2012-13 Allen Crabbe, G, CAL (Jr., Los Angeles, Calif.)
2013-14 Nick Johnson, G, ARIZ (Jr., Gilbert, Ariz.)
2014-15 Joseph Young, G, ORE (Sr., Houston, Texas)
2015-16 Jakob Poeltl, F, UTAH (So., Vienna, Austria)
2016-17 Dillon Brooks, F, ORE (Jr., Mississauga, Ontario, Canada)
2017-18 Deandre Ayton, F, ARIZ (Fr., Nassau, Bahamas)
2018-19 Jaylen Nowell, F, WASH (So., Seattle, Wash.)

FRESHMAN OF THE YEAR

- 1978-79* Bryan Rison, G, WSU (Jr., Mt. Morris, Mich.)
1979-80* Byron Scott, G, ASU (Fr., Inglewood, Calif.)
1980-81* John Revelli, C, STAN (Fr., Scarsdale, N.Y.)
1981-82* Johnny Rogers, F, STAN (Fr., Westminster, Calif.)
1982-83* Dave Butler, F, CAL (Fr., Rancho Palos Verdes, Calif.)
1983-84 Chris Welp, C, WASH (Osnabruck, W.G.)
1984-85 Leonard Taylor, F, CAL (Lennox, Calif.)
1985-86 Sean Elliott, F, ARIZ (Tucson, Ariz.)
1986-87 Pooh Richardson, G, UCLA (Philadelphia, Pa.)
1986-87 Gary Payton, G, OSU (Oakland, Calif.)
1987-88 Mike Hayward, F, WASH (San Rafael, Calif.)
1988-89 Don MacLean, F, UCLA (Simi Valley, Calif.)
1989-90 Harold Miner, G, USC (Inglewood, Calif.)
1990-91 Jamal Faulkner, F, ASU (Middle Village, N.Y.)
1991-92 Mark Pope, F, WASH (Bellevue, Wash.)
1992-93 Jason Kidd, G, CAL (Oakland, Calif.)
1993-94 Brevin Knight, G, STAN (East Orange, N.J.)
1994-95 Tremaine Fowlkes, F, CAL (Los Angeles, Calif.)
1995-96 Shareef Abdur-Rahim, F, CAL (Marietta, Ga.)
1996-97 Mike Bibby, G, ARIZ (Phoenix, Ariz.)
1997-98 Baron Davis, G, UCLA (Los Angeles, Calif.)
1998-99 Michael Wright, F, ARIZ (Chicago, Ill.)
1999-00 Casey Jacobsen, F, STAN (Glendora, Calif.)
1999-00 Jason Kapono, F, UCLA (Lakewood, Calif.)
2000-01 Luke Ridnour, G, ORE (Blaine, Wash.)
2001-02 Salim Stoudamire, G, ARIZ (Portland, Ore.)
2002-03 Ike Diogu, F, ASU (Garland, Texas)
2003-04 Leon Powe, F, CAL (Oakland, Calif.)
2004-05 Jordan Farmar, G, UCLA (Van Nuys, Calif.)
2005-06 Luc Richard Mbah a Moute, F, UCLA (Yaounde, Cameroon)
2006-07 Chase Budinger, F, ARIZ (Encinitas, Calif.)
2007-08 Kevin Love, F, UCLA (Lake Oswego, Ore.)
2008-09 Isaiah Thomas, G, WASH (Tacoma, Wash.)
2009-10 Derrick Williams, F, ARIZ (La Mirada, Calif.)
2011-11 Allen Crabbe, G, CAL (Los Angeles, Calif.)
2011-12 Tony Wroten, G, WASH (Seattle, Wash.)
2012-13 Jahii Carson, G, ASU (Mesa, Ariz.)
2012-13 Shabazz Muhammad, G, UCLA (Las Vegas, Nev.)
2013-14 Aaron Gordon, F, ARIZ (San Jose, Calif.)
2014-15 Stanley Johnson, F, ARIZ (Fullerton, Calif.)
2015-16 Jaylen Brown, F, CAL (Marietta, Ga.)
2016-17 Lonzo Ball, G, UCLA (Chino Hills, Calif.)
2017-18 Deandre Ayton, F, ARIZ (Nassau, Bahamas)
2018-19 Luguentz Dort, G, ASU (Montreal, Quebec)
* - Rookie of the Year (included transfers)

All honors selected by Conference coaches, unless noted otherwise.

**JOHN R. WOODEN
COACH OF THE YEAR**

- 1975-76 Dick DiBiaso, STAN
George Raveling, WSU
- 1976-77 Dick Harter, ORE
- 1977-78 Gary Cunningham, UCLA
- 1978-79 Bob Boyd, USC
- 1979-80 Ned Wulk, ASU
- 1980-81 Ralph Miller, OSU
- 1981-82 Marv Harshman, WASH
- 1982-83 George Raveling, WSU
- 1983-84 Marv Harshman, WASH
- 1984-85 Stan Morrison, USC
- 1985-86 Lute Olson, ARIZ
- 1986-87 Walt Hazzard, UCLA
- 1987-88 Lute Olson, ARIZ
- 1988-89 Lute Olson, ARIZ
Ralph Miller, OSU
- 1989-90 Jim Anderson, OSU
- 1990-91 Kelvin Sampson, WSU
- 1991-92 George Raveling, USC
- 1992-93 Lute Olson, ARIZ
- 1993-94 Lute Olson, ARIZ
- 1994-95 Jim Harrick, UCLA
- 1995-96 Bob Bender, WASH
- 1996-97 Ben Braun, CAL
- 1997-98 Lute Olson, ARIZ
- 1998-99 Mike Montgomery, STAN
- 1999-00 Mike Montgomery, STAN
- 2000-01 Steve Lavin, UCLA
- 2001-02 Ernie Kent, ORE
- 2002-03 Mike Montgomery, STAN
Lute Olson, ARIZ
- 2003-04 Mike Montgomery, STAN
- 2004-05 Lorenzo Romar, WASH
- 2005-06 Ben Howland, UCLA
- 2006-07 Tony Bennett, WSU
- 2007-08 Trent Johnson, STAN
- 2008-09 Lorenzo Romar, WASH
- 2009-10 Herb Sendek, ASU
- 2010-11 Sean Miller, ARIZ
- 2011-12 Lorenzo Romar, WASH
- 2012-13 Dana Altman, ORE
- 2013-14 Sean Miller, ARIZ
- 2014-15 Dana Altman, ORE
- 2015-16 Dana Altman, ORE
- 2016-17 Sean Miller, ARIZ
- 2017-18 Mike Hopkins, WASH
- 2018-19 Mike Hopkins, WASH

DEFENSIVE PLAYER OF THE YEAR

- 1983-84 Butch Hays, CAL (Sr., Inglewood, Calif.)
- 1984-85 Nigel Miguel, UCLA (Sr., Pacoima, Calif.)
- 1985-86 Keith Morrison, WSU (Sr., Los Angeles, Calif.)
- 1986-87 Gary Payton, OSU (Fr., Oakland, Calif.)
- 2007-08 Russell Westbrook, UCLA (So., Hawthorne, Calif.)
- 2008-09 Taj Gibson, USC (Jr., Brooklyn, N.Y.)
- 2009-10 Seth Tarver, OSU (Sr., Portland, Ore.)
- 2010-11 Marcus Simmons, USC (Sr., Alexandria, La.)
- 2011-12 Jorge Gutierrez, CAL (Sr., Chihuahua, Mexico)
- 2012-13 André Roberson, COLO (Sr., San Antonio, Texas)
- 2013-14 Jordan Bachynski, ASU (Sr., Calgary, Canada)
- 2014-15 Gary Payton II, OSU (Jr., Las Vegas, Nev.)
- 2015-16 Gary Payton II, OSU (Sr., Las Vegas, Nev.)
- 2016-17 Jordan Bell, ORE (Jr., Long Beach, Calif.)
- 2017-18 Matisse Thybulle, WASH (Jr., Issaquah, Wash.)
- 2018-19 Matisse Thybulle, WASH (Sr., Issaquah, Wash.)

MOST IMPROVED PLAYER OF THE YEAR

- 2008-09 Justin Dentmon, WASH (Sr., Carbondale, Ill.)
- 2009-10 Nikola Vucevic, USC (So., Bar, Montenegro)
- 2010-11 Matthew Bryan-Amaning, WASH (Sr., London, England)
- 2011-12 Brock Motum, WSU (Jr., Brisbane, Australia)
- 2012-13 Dwight Powell, STAN (Jr., Toronto, Ontario)
- 2013-14 Anthony Brown, STAN (Jr., Fountain Valley, Calif.)
- 2014-15 Josh Hawkinson, WSU (So., Shoreline, Wash.)
- 2015-16 George King, COLO (Jr., San Antonio, Texas)
- 2016-17 Chimezie Metu, USC (So., Lawndale, Calif.)
- 2017-18 Robert Franks, WSU (Jr., Vancouver, Wash.)
- 2018-19 Tyler Bey, COLO (So., Las Vegas, Nev.)

SCHOLAR-ATHLETE OF THE YEAR

- 2007-08 Robbie Cowgill, WSU
- 2008-09 Taylor Rochestie, WSU
- 2009-10 Landry Fields, STAN
- 2010-11 Rihards Kuksiks, ASU
- 2011-12 Harper Kamp, CAL
- 2012-13 Carrick Felix, ASU
- 2013-14 Dwight Powell, STAN
- 2014-15 Chasson Randle, STAN
- 2015-16 Brandon Taylor, UTAH
- 2016-17 Josh Hawkinson, WSU
- 2017-18 Dorian Pickens, STAN
- 2018-19 Stephen Thompson Jr., OSU

SIXTH MAN OF THE YEAR

- 1983-84 Mike Wurm, WSU (Sr., St. Louis, Mo.)
- 1984-85 Glenn Smith, USC (Sr., Gardena, Calif.)
- 1985-86 Al Moscatel, WASH (Jr., Mercer Island, Wash.)
- 1986-87 Montel Hatcher, UCLA (Sr., Venice, Calif.)
- 2017-18 Dominique Collier, COLO (Sr., Denver, Colo.)
& Remy Martin, ASU (Fr., Chatsworth, Calif.)
- 2018-19 Donnie Tillman, UTAH (So., Detroit, Mich.)



CONSENSUS ALL-AMERICANS

(First team unless indicated)

- 1915-16 Dick Romney, UTAH
- 1928-29 Vern Corbin, CAL
- 1932-33 Jerry Nemer, USC
- 1934-35 Lee Guttero, USC
- 1935-36 Bill Kinner, UTAH
- Angelo Luisetti, STAN
- 1936-37 Angelo Luisetti, STAN
- 1937-38 Angelo Luisetti, STAN
- 1938-39 Urgel Wintermute, ORE
- 1939-40 Ralph Vaughn, USC
- John Dick, ORE
- Jack Harvey, COLO (2nd)
- 1941-42 Robert Doll, COLO (2nd)
- 1943-44 Arnie Ferrin, UTAH (2nd)
- 1944-45 Arnie Ferrin, UTAH
- 1946-47 Arnie Ferrin, UTAH (2nd)
- Vern Gardner, UTAH (2nd)
- 1947-48 Arnie Ferrin, UTAH (2nd)
- Jack Nichols, WASH (2nd)
- Andy Wolfe, CAL (2nd)
- 1949-50 Bill Sharman, USC
- 1951-52 Bob Houbregs, WASH (2nd)
- 1952-53 Bob Houbregs, WASH
- 1955-56 Willie Naulls, UCLA (2nd)
- 1957-58 Dave Gambee, OSU (2nd)
- 1959-60 Darrall Imhoff, CAL
- 1960-61 Billy McGill, UTAH (2nd)
- 1961-62 Billy McGill, UTAH
- John Rudometkin, USC (2nd)
- 1963-64 Walt Hazzard, UCLA
- Mel Counts, OSU (2nd)
- 1964-65 Gail Goodrich, UCLA
- 1966-67 Lew Alcindor, UCLA
- 1967-68 Lew Alcindor, UCLA
- 1968-69 Lew Alcindor, UCLA
- Lucius Allen, UCLA (2nd)
- 1969-70 Sidney Wicks, UCLA (2nd)
- 1970-71 Sidney Wicks, UCLA
- Curtis Rowe, UCLA (2nd)
- 1971-72 Bill Walton, UCLA
- Henry Bibby, UCLA
- 1972-73 Bill Walton, UCLA
- Keith Wilkes, UCLA
- 1973-74 Keith Wilkes, UCLA
- Bill Walton, UCLA
- 1974-75 Luther Burden, UTAH (2nd)
- Dave Meyers, UCLA
- Gus Williams, USC (2nd)
- Ron Lee, ORE (2nd)
- 1975-76 Richard Washington, UCLA
- 1976-77 Marques Johnson, UCLA
- Greg Ballard, ORE (2nd)
- 1977-78 David Greenwood, UCLA
- 1978-79 David Greenwood, UCLA
- 1980-81 Steve Johnson, OSU
- 1987-88 Sean Elliott, ARIZ
- 1988-89 Sean Elliott, ARIZ
- Todd Lichti, STAN (2nd)
- 1989-90 Gary Payton, OSU
- 1991-92 Harold Miner, USC
- Adam Keefe, STAN (2nd)
- Don MacLean, UCLA (2nd)
- 1992-93 Chris Mills, ARIZ (3rd)
- 1993-94 Jason Kidd, CAL
- Khalid Reeves, ARIZ (2nd)
- Lamond Murray, CAL (3rd)
- 1994-95 Damon Stoudamire, ARIZ
- Ed O'Bannon, UCLA
- 1995-96 Shareef Abdur-Rahim, CAL (3rd)
- Keith Van Horn, UTAH (2nd)
- 1996-97 Chauncey Billups, COLO (2nd)
- Brevin Knight, STAN (2nd)
- Keith Van Horn, UTAH
- 1997-98 Mike Bibby, ARIZ
- Miles Simon, ARIZ

- 1998-99 Andre Miller, UTAH
- Jason Terry, ARIZ
- 2000-01 Casey Jacobsen, STAN
- 2001-02 Sam Clancy, USC
- 2002-03 Jason Gardner, ARIZ (2nd)
- 2003-04 Josh Childress, STAN
- 2004-05 Andrew Bogut, UTAH
- Ike Diogu, ASU (2nd)
- Salim Stoudamire, ARIZ (2nd)
- Nate Robinson, WASH (3rd)
- 2005-06 Brandon Roy, WASH
- Leon Powe, CAL (2nd)
- 2006-07 Arron Afflalo, UCLA
- 2007-08 Kevin Love, UCLA
- 2008-09 James Harden, ASU
- 2010-11 Derrick Williams, ARIZ (2nd)
- 2013-14 Nick Johnson, ARIZ
- 2015-16 Jakob Poeltl, UTAH (2nd)
- 2016-17 Lonzo Ball, UCLA
- Dillon Brooks, ORE (2nd)
- 2017-18 Deandre Ayton, ARIZ

NATIONAL PLAYER OF THE YEAR

- 1952-53 Bob Houbregs, WASH
 - 1963-64 Walt Hazzard, UCLA (USBWA)
 - 1966-67 Lew Alcindor, UCLA (UPI, AP, USBWA)
 - 1968-69 Lew Alcindor, UCLA (UPI, AP, USBWA, NA)
 - 1970-71 Sidney Wicks, UCLA (USBWA)
 - 1971-72 Bill Walton, UCLA (UPI, AP, USBWA, NA)
 - 1972-73 Bill Walton, UCLA (UPI, AP, USBWA, NA)
 - 1973-74 Bill Walton, UCLA (UPI, AP, USBWA, NA)
 - 1976-77 Marques Johnson, UCLA (UPI, AP, USBWA, WA, NA, NABC)
 - 1988-89 Sean Elliott, ARIZ (AP, WA, NABC)
 - 1989-90 Gary Payton, OSU (SI)
 - 1991-92 Harold Miner, USC (SI)
 - 1992-93 *Jason Kidd, CAL (USBWA)
 - 1994-95 Ed O'Bannon, UCLA (BT, WA, USBWA)
 - Tyus Edney, UCLA (FPN)
 - 1995-96 *Shareef Abdur-Rahim, CAL (BT)
 - 1996-97 *Mike Bibby, ARIZ (BW)
 - 1998-99 Jason Terry, ARIZ (SI, BT, CBS/Chevrolet)
 - 1999-00 *Jason Gardner, ARIZ (BT, BN, USBWA)
 - *Casey Jacobsen, STAN (TSN)
 - *Jason Kaponu, UCLA (CBS SportsLine)
 - 2002-03 Jason Gardner, ARIZ (FPN)
 - 2004-05 Andrew Bogut, UTAH (WA, NA, AP, USBWA, NABC)
 - 2016-17 *Lonzo Ball, UCLA (CBS, TSN, USBWA, NABC)
 - 2018-19 ^Matisse Thybulle, WASH (NA)
- *National Freshman of the Year
^National Defensive Player of the Year

NATIONAL COACH OF THE YEAR

- 1959-60 Pete Newell, CAL (UPI, USBWA)
- 1963-64 John Wooden, UCLA (UPI, USBWA)
- 1966-67 John Wooden, UCLA (UPI, AP, USBWA)
- 1968-69 John Wooden, UCLA (UPI, AP, NABC)
- 1969-70 John Wooden, UCLA (UPI, AP, USBWA, NABC)
- 1971-72 John Wooden, UCLA (UPI, AP, USBWA, NABC)
- 1972-73 John Wooden, UCLA (UPI, AP, USBWA)
- 1980-81 Ralph Miller, OSU (UPI, AP, USBWA)
- 1981-82 Ralph Miller, OSU (AP)
- 1983-84 Marv Harshman, WASH (NABC)
- 1990-91 Rick Majerus, UTAH (UPI)
- 1991-92 George Raveling, USC (NABC, CBS, BW)
- 1994-95 Jim Harrick, UCLA (NABC)
- 1999-00 Mike Montgomery, STAN (BT, NA)
- 2000-01 Lute Olson, ARIZ (Clair Bee)
- 2003-04 Mike Montgomery, STAN (BT, SI)
- 2006-07 Tony Bennett, WSU (USBWA, NABC, BT, CBS, NA, JP)

NCAA TOURNAMENT

OUTSTANDING PLAYER AWARD

1941-42	Howard Dallmar, STAN
1963-64	Walt Hazzard, UCLA
1966-67	Lew Alcindor, UCLA
1967-68	Lew Alcindor, UCLA
1968-69	Lew Alcindor, UCLA
1969-70	Sidney Wicks, UCLA
1971-72	Bill Walton, UCLA
1972-73	Bill Walton, UCLA
1974-75	Richard Washington, UCLA
1994-95	Ed O'Bannon, UCLA
1996-97	Miles Simon, ARIZ

NCAA FINAL FOUR ALL-TOURNAMENT TEAM

1952-53	Bob Houbregs, WASH
1953-54	Roy Irvin, USC
1958-59	Darrall Imhoff, CAL Denny Fitzpatrick, CAL
1959-60	Darrall Imhoff, CAL
1963-64	Walt Hazzard, UCLA Gail Goodrich, UCLA
1964-65	Gail Goodrich, UCLA Edgar Lacey, UCLA Kenny Washington, UCLA
1966-67	Lew Alcindor, UCLA Mike Warren, UCLA Lucius Allen, UCLA
1967-68	Lew Alcindor, UCLA Mike Warren, UCLA Lucius Allen, UCLA Lynn Shackelford, UCLA
1968-69	Lew Alcindor, UCLA John Vallely, UCLA
1969-70	Sidney Wicks, UCLA John Vallely, UCLA Curtis Rowe, UCLA
1970-71	Steve Patterson, UCLA Sidney Wicks, UCLA
1971-72	Bill Walton, UCLA Keith Wilkes, UCLA
1972-73	Bill Walton, UCLA
1973-74	Bill Walton, UCLA
1974-75	Richard Washington, UCLA Dave Meyers, UCLA
1975-76	Marques Johnson, UCLA
1979-80	Kiki Vandeweghe, UCLA Rod Foster, UCLA
1987-88	Sean Elliott, ARIZ
1994-95	Ed O'Bannon, UCLA Toby Bailey, UCLA
1996-97	Mike Bibby, ARIZ Miles Simon, ARIZ
1997-98	Arthur Lee, STAN
2000-01	Richard Jefferson, ARIZ Loren Woods, ARIZ
2005-06	Jordan Farmar, UCLA

NATIONAL INVITATIONAL TOURNAMENT

MOST OUTSTANDING PLAYER

1974-75	Ron Lee, ORE
1984-85	Reggie Miller, UCLA
1990-91	Adam Keefe, STAN
1998-99	Sean Lampley, CAL
2011-12	Aaron Bright, STAN
2014-15	Chasson Randle, STAN

COLLEGIATE BASKETBALL INVITATIONAL

MOST OUTSTANDING PLAYER

2008-09	Roeland Schaftenaar, OSU
2010-11	Joevan Catron, ORE

NAISMITH MEMORIAL BASKETBALL

HALL OF FAME MEMBERS

Kareem Abdul-Jabbar, player, UCLA
Don Barksdale, player, UCLA
Sam Barry, coach, USC
Larry Brown, coach, UCLA
John Bunn, coach, STAN
Everett Dean, coach, STAN
Laddie Gale, player, ORE
Jack Gardner, player/coach, USC/UTAH
Slats Gill, player and coach, OSU
Gail Goodrich, player, UCLA
Marv Harshman, coach, WASH and WSU
Howard Hobson, player and coach, ORE
Bob Houbregs, player, WASH
Jason Kidd, player, CAL
Lloyd Leith, official, CAL
Hank Luisetti, player, STAN
Ralph Miller, coach, OSU
Reggie Miller, player, UCLA
Pete Newell, coach, CAL
Lute Olson, coach, ARIZ
Gary Payton, player, OSU
Jim Pollard, player, STAN
George Raveling, coach, WSU and USC (elected as contributor)
Bill Sharman, player, USC
Bill Walton, player, UCLA
Paul Westphal, player, USC
Jamaal Wilkes, player, UCLA
Tex Winter, coach, WASH
John Wooden, coach, UCLA

NAISMITH AWARD

OUTSTANDING CONTRIBUTION TO MEN'S COLLEGE BASKETBALL

1983	John Wooden, UCLA
1987	Pete Newell, CAL
2001	Tex Winter, WASH
2013	Lute Olson, ARIZ

Legend

AP	Associated Press
BA	Basketball America
BN	Basketball News
BT	Basketball Times
BW	Basketball Weekly
CBS/Chev	CBS/Chevrolet
FPN	Frances Pomeroy Naismith
JP	Jim Phelan Award
NA	Naismith Award
NABC	National Association of Basketball Coaches
SI	Sports Illustrated
TSN	The Sporting News
UPI	United Press International
USBWA	United States Basketball Writers Association
WA	Wooden Award



Draft began in 1947. 1st Round picks only listed from 1967-78 (order prior to 1967 unavailable). All picks listed since 1979. Number in parenthesis after year is rounds of Draft.

1967 (20)

- 1st (none)

1968 (21)

- 1st 11. Bill Hewitt (USC), Los Angeles

1969 (20)

- 1st 1. Lew Alcindor (UCLA), Milwaukee
3. Lucius Allen (UCLA), Seattle

1970 (19)

- 1st 14. John Vallely (UCLA), Atlanta
16. Gary Freeman (OSU), Milwaukee

1971 (19)

- 1st 2. Sidney Wicks (UCLA), Portland
7. Cliff Meely (COLO), San Diego
9. Stan Love (ORE), Baltimore
11. Curtis Rowe (UCLA), Detroit (Phil Chenier (CAL), Baltimore 1st round of hardship draft)

1972 (10)

- 1st 5. Fred Boyd (OSU), Phoenix
10. Paul Westphal (USC), Boston

1973 (21)

- 1st 16. Swen Nater (UCLA), Milwaukee

1974 (10)

- 1st 1. Bill Walton (UCLA), Portland
6. Scott Wedman (COLO), KC-Omaha
10. Mike Sojourner (UTAH), Atlanta
11. Keith Wilkes (UCLA), Golden State

1975 (10)

- 1st 2. David Meyers (UCLA), Los Angeles
5. Lionel Hollins (ASU), Portland
7. Rich Kelley (STAN), New Orleans
15. John Lambert (USC), Cleveland

1976 (10)

- 1st 3. Richard Washington (UCLA), Kansas City
10. Ron Lee (ORE), Phoenix

1977 (Eight)

- 1st 3. Marques Johnson (UCLA), Milwaukee
4. Greg Ballard (ORE), Washington

1978 (10)

- 1st 22. Ray Townsend (UCLA), Golden State

1979 (10)

- 1st 2. Dave Greenwood (UCLA), Chicago
9. Larry Demic (ARIZ), New York
10. Roy Hamilton (UCLA), Detroit
11. Cliff Robinson (USC), New Jersey
14. Brad Holland (UCLA), Los Angeles
2nd 32. Tony Zeno (ASU), Indiana
4th 67. Greg Deane (UTAH), Utah
73. James Donaldson (WSU), Seattle
5th 89. Perry Wolfe (STAN), Utah
6th 114. Steve Smith (USC), Chicago
123. Dan Hartshorne (ORE), Philadelphia
9th 175. Gene Ransom (CAL), Golden State
180. Coby Leavitt (UTAH), Philadelphia
181. Emmett Lewis (COLO), Denver
10th 190. Marvin Thomas (UCLA), Chicago
195. Kelvin Small (ORE), Portland

1980 (10)

- 1st 11. Kiki Vandeweghe (UCLA), Dallas
18. Don Collins (WSU), Atlanta
2nd 42. Kimberly Belton (STAN), Phoenix
3rd 47. Kurt Nimphius (ASU), Denver
50. James Wilkes (UCLA), Chicago
53. Stuart House (WSU), Cleveland
65. Doug True (CAL), Phoenix
5th 95. Don Carfino (USC), Golden State
103. Darrell Allums (UCLA), Dallas
6th 134. Coby Leavitt (UTAH), Phoenix
7th 141. Lorenzo Romar (WASH), Golden State
148. Greg Sims (UCLA), Portland
152. Joe Nehls (ARIZ), Houston

1981 (10)

- 1st 7. Steve Johnson (OSU), Kansas City
5. Danny Vranes (UTAH), Seattle
8. Tom Chambers (UTAH), San Diego
21. Alton Lister (ASU), Milwaukee
2nd 33. Sam Williams (ASU), Golden State
36. Ray Blume (OSU), Indiana
3rd 53. Mark Radford (OSU), Seattle
60. Purvis Miller (USC), Indiana
61. Petur Gudmundsson (WASH), Portland
4th 79. Ron Davis (ARIZ), Washington
5th 96. Joe Cooper (COLO), New Jersey
97. Mike Clark (ORE), Utah
99. Andra Griffin (WASH), Seattle
108. Johnny Nash (ASU), Chicago
6th 116. Karl Bankowski (UTAH), Dallas
129. Robert Fronk (WASH), Indiana
134. Kevin Singleton (CAL), Los Angeles
146. JoJo Hunter (COLO), Milwaukee
7th 148. Roby Dosty (ARIZ), Golden State
9th 212. Brian Johnson (COLO), Phoenix
10th 206. Vic Sison (UCLA), New Jersey
213. Barry Brooks (USC), Golden State
216. Kenny Easley (UCLA), Chicago
220. Felton Sealey (ORE), Phoenix

1982 (10)

- 1st 11. Lafayette Lever (ASU), Portland
14. Lester Conner (OSU), Golden State
22. Mark McNamara (CAL), Philadelphia
2nd 41. Dwight Anderson (USC), Houston
3rd 52. Dan Caldwell (WASH), New York
65. John Greig (ORE), Seattle
4th 72. Mark Eaton (UCLA), Utah
74. Mike Sanders (UCLA), Kansas City
7th 151. Tony Anderson (UCLA), New Jersey
159. Maurice Williams (USC), Los Angeles
8th 173. Jacques Tuz (COLO), San Diego
180. Steve Burks (WASH), Seattle
9th 199. Ken Lyles (WASH), Denver
200. Dean Sears (UCLA), Denver

1983 (10)

- 1st 4. Byron Scott (ASU), San Diego
2nd 28. Rod Foster (UCLA), Phoenix
34. Guy Williams (WSU), Washington
43. Pace Mannion (UTAH), Golden State
45. Paul Williams (ASU), Phoenix
3rd 48. Craig Ehlo (WSU), Houston
53. Michael Holton (UCLA), Golden State
57. Darren Daye (UCLA), Washington
60. Steve Harriel (WSU), Kansas City
5th 109. Brad Watson (WASH), Seattle
7th 143. Dan Evans (OSU), San Diego
144. Jacque Hill (USC), Chicago
145. Peter Williams (UTAH), Golden State
147. Rob Gonzalez (COLO), Detroit
8th 177. Frank Smith (ARIZ), Portland
10th 219. Aaron Haskins (WSU), Kansas City

1984 (10)

- 1st 13. Jay Humphries (COLO), Phoenix
21. Kenny Fields (UCLA), Milwaukee
2nd 29. Stuart Gray (UCLA), Indiana
38. Charles Sitton (OSU), Dallas
4th 71. Ralph Jackson (UCLA), Indiana
92. John Revelli (STAN), LA Lakers
6th 138. Keith Jones (STAN), LA Lakers
7th 141. Butch Hays (CAL), Chicago
144. David Brantley (ORE), Clippers
146. Michael Pitts (CAL), San Antonio
152. Gary Gatewood (ORE), Seattle
8th 177. Chris Winans (UTAH), New Jersey

1985 (Seven)

- 1st 8. Detlef Schrempf (WASH), Dallas
15. Blair Rasmussen (ORE), Denver
23. A.C. Green (OSU), LA Lakers
3rd 49. Brad Wright (UCLA), Golden State
62. Nigel Miguel (UCLA), New Jersey
4th 74. Jim Deines (ASU), LA Clippers
75. Alex Stivrins (COLO), Seattle
89. Pete Williams (ARIZ), Denver
5th 99. Wayne Carlander (USC), Sacramento
106. Clayton Olivier (USC), San Antonio
6th 128. Chris Harper (ORE), San Antonio
7th 143. Gary Maloncon (UCLA), LA Clippers

1986 (Seven)

- 5th 103. Keith Morrison (WSU), Sacramento
104. Paul Fortier (WASH), Washington
106. Jerry Adams (ORE), Portland
7th 141. Steve Woodside (OSU), Indiana

1987 (Seven)

- 1st 7. Kevin Johnson (CAL), Cleveland
11. Reggie Miller (UCLA), Indiana
15. Jose Ortiz (OSU), Utah
16. Christian Welp (WASH), Philadelphia
2nd 37. Derrick Dowell (USC), Washington
3rd 51. Sven Meyer (ORE), Sacramento
4th 76. Steve Beck (ASU), Phoenix
79. Jack Haley (UCLA), Chicago
5th 114. Dave Butler (CAL), Boston
6th 128. Dwayne Scholten (WSU), Washington
7th 149. Montel Hatcher (UCLA), Indiana

1988 (Three)

- 2nd 34. Tom Tolbert (ARIZ), Charlotte
37. Greg Butler, (STAN), New York
44. Anthony Taylor (ORE), Atlanta
50. Steve Kerr (ARIZ), Phoenix

1989 (Two)

- 1st 3. Sean Elliott (ARIZ), San Antonio
10. Pooh Richardson (UCLA), Minnesota
15. Todd Lichti (STAN), Denver
24. Anthony Cook (ARIZ), Phoenix
2nd 50. Brian Quinnett (WSU), New York

1990 (Two)

- 1st 2. Gary Payton (OSU), Seattle
2nd 36. Trevor Wilson (UCLA), Atlanta
38. Jud Buechler (ARIZ), Seattle

1991 (Two)

- 1st 10. Brian Williams (ARIZ), Orlando
11. Terrell Brandon (ORE), Cleveland
25. Shaun Vandiver (COLO), Golden State
2nd 48. Isaac Austin (ASU), Utah

1992 (Two)

- 1st 10. Adam Keefe (STAN), Atlanta
12. Harold Miner (USC), Miami
18. Tracy Murray (UCLA), San Antonio
19. Don MacLean (UCLA), Detroit
2nd 30. Sean Rooks (ARIZ), Dallas
36. Duane Cooper (USC), LA Lakers

1993 (Two)

- 1st 14. Scott Haskin (OSU), Indiana
- 22. Chris Mills (ARIZ), Cleveland
- 2nd 25. Ed Stokes (ARIZ), Miami
- 40. Rich Manning (WASH), Atlanta
- 43. Josh Grant (UTAH), Denver
- 46. Richard Petruska (UCLA), Houston
- 54. Byron Wilson (UTAH), Phoenix

1994 (Two)

- 1st 2. Jason Kidd (CAL), Dallas
- 7. Lamond Murray (CAL), LA Clippers
- 12. Khalid Reeves (ARIZ), Miami

1995 (Two)

- 1st 7. Damon Stoudamire (ARIZ), Toronto
- 9. Ed O'Bannon (UCLA), New Jersey
- 15. Brent Barry (OSU), Denver
- 22. George Zidek (UCLA), Charlotte
- 27. Mario Bennett (ASU), Phoenix
- 2nd 42. Donnie Boyce (COLO), Atlanta
- 47. Tyus Edney (UCLA), Sacramento

1996 (Two)

- 1st 3. Shareef Abdur-Rahim (CAL), Vancouver
- 2nd 31. Mark Hedrickson (WSU), Philadelphia
- 35. Joesph Blair (ARIZ), Seattle
- 43. Ben Davis (ARIZ), Phoenix
- 47. Ron Riley (ASU), Seattle
- 56. Reggie Geary (ARIZ), Cleveland

1997 (Two)

- 1st 2. Keith Van Horn (UTAH), Philadelphia
- 3. Chauncey Billups (COLO), Boston
- 16. Brevin Knight (STAN), Cleveland
- 22. Ed Gray (CAL), Atlanta
- 24. Rodrick Rhodes (USC), Houston
- 2nd 31. Mark Sanford (WASH), Miami
- 32. Charles O'Bannon (UCLA), Detroit

1998 (Two)

- 1st 2. Mike Bibby (ARIZ), Vancouver
- 12. Michael Doleac (UTAH), Orlando
- 14. Michael Dickerson (ARIZ), Houston
- 28. Corey Benjamin (OSU), Chicago
- 2nd 33. Jelani McCoy (UCLA), Seattle
- 42. Miles Simon (ARIZ), Orlando
- 44. Sean Marks (CAL), New York
- 45. Toby Bailey (UCLA), LA Lakers
- 56. J.R. Henderson (UCLA), Vancouver

1999 (Two)

- 1st 3. Baron Davis (UCLA), Charlotte
- 8. Andre Miller (UTAH), Cleveland
- 10. Jason Terry (ARIZ), Atlanta
- 2nd 39. A.J. Bramlett (ARIZ), Cleveland
- 41. Francisco Elson (CAL), Denver
- 47. Todd MacCulloch (WASH), Philadelphia
- 56. Tim Young (STAN), Golden State

2000 (Two)

- 1st 11. Jerome Moiso (UCLA), Boston
- 29. Mark Madsen (STAN), LA Lakers
- 2nd 37. Eddie House (ASU), Miami
- 40. Hanno Mottola (UTAH), Atlanta
- 56. Jaquay Walls (COLO), Indiana

2001 (Two)

- 1st 13. Richard Jefferson (ARIZ), Houston
- 18. Jason Collins (STAN), Houston
- 2nd 31. Gilbert Arenas (ARIZ), Golden State
- 35. Brian Scalabrine (USC), New Jersey
- 36. Jeff Trepagnier (USC), Cleveland
- 39. Michael Wright (ARIZ), New York
- 40. Earl Watson (UCLA), Seattle
- 45. Sean Lampley (CAL), Chicago
- 46. Loren Woods (ARIZ), Minnesota
- 53. Jarron Collins (STAN), Utah
- 58. Bryan Bracey (ORE), San Antonio

2002 (Two)

- 1st 14. Frederick Jones (ORE), Indiana
- 18. Curtis Borchardt (STAN), Utah
- 22. Casey Jacobsen (STAN), Phoenix
- 2nd 34. Dan Gadzuric (UCLA), Milwaukee
- 45. Sam Clancy (USC), Philadelphia
- 46. Matt Barnes (UCLA), Cleveland
- 47. Jamaal Sampson (CAL), Milwaukee

2003 (Two)

- 1st 14. Luke Ridnour (ORE), Seattle
- 2nd 31. Jason Kapono (UCLA), Cleveland
- 32. Luke Walton (ARIZ), LA Lakers
- 53. Tommy Smith (ASU), Chicago

2004 (Two)

- 1st 6. Josh Childress (STAN), Atlanta
- 9. Andre Iguodala (ARIZ), Philadelphia
- 10. Luke Jackson (ORE), Cleveland
- 29. David Harrison (COLO), Indiana
- 2nd 43. Trevor Ariza (UCLA), New York

2005 (Two)

- 1st 1. Andrew Bogut (UTAH), Milwaukee
- 8. Channing Frye (ARIZ), New York
- 9. Ike Diogu (ASU), Golden State
- 21. Nate Robinson (WASH), Phoenix
- 2nd 31. Salim Stoudamire (ARIZ), Atlanta
- 54. Dijon Thompson (UCLA), New York

2006 (Two)

- 1st 6. Brandon Roy (WASH), Minnesota
- 26. Jordan Farmar (UCLA), LA Lakers
- 2nd 37. Bobby Jones (WASH), Minnesota
- 49. Leon Powe (CAL), Denver
- 50. Ryan Hollins (UCLA), Charlotte
- 54. Hassan Adams (ARIZ), New Jersey

2007 (Two)

- 1st 10. Spencer Hawes (WASH), Sacramento
- 16. Nick Young (USC), Washington
- 26. Aaron Brooks (ORE), Houston
- 27. Arron Afflalo (UCLA), Detroit
- 2nd 32. Gabe Pruitt (USC), Boston
- 33. Marcus Williams (ARIZ), San Antonio

2008 (Two)

- 1st 3. O.J. Mayo (USC), Chicago
- 4. Russell Westbrook (UCLA), Seattle
- 5. Kevin Love (UCLA), Houston
- 10. Brook Lopez (STAN), New Jersey
- 11. Jerryd Bayless (ARIZ), Indiana
- 15. Robin Lopez (STAN), Phoenix
- 21. Ryan Anderson (CAL), New Jersey
- 2nd 37. Luc Richard Mbah a Moute (UCLA), Milwaukee
- 38. Kyle Weaver (WSU), Charlotte
- 48. Malik Hairston (ORE), Phoenix
- 50. DeVon Hardin (CAL), Seattle
- 54. Maarty Leunen (ORE), Houston

2009 (Two)

- 1st 3. James Harden (ASU), Oklahoma City
- 8. Jordan Hill (ARIZ), New York
- 9. DeMar DeRozan (USC), Toronto
- 17. Jrue Holiday (UCLA), Philadelphia
- 21. Darren Collison (UCLA), New Orleans
- 26. Taj Gibson (USC), Chicago
- 2nd 31. Jeff Pendergraph (ASU), Sacramento
- 38. Jon Brockman (WASH), Portland
- 44. Chase Budinger (ARIZ), Detroit

2010 (Two)

- 1st 26. Quincy Pondexter (WASH), Okla. City
- 2nd 39. Landry Fields (STAN), New York

2011 (Two)

- 1st 2. Derrick Williams (ARIZ), Minnesota
- 11. Klay Thompson (WSU), Golden State
- 12. Alec Burks (COLO), Utah
- 16. Nikola Vucevic (USC), Philadelphia
- 2nd 35. Tyler Honeycutt (UCLA), Sacramento
- 43. Malcolm Lee (UCLA), Chicago
- 60. Isaiah Thomas (WASH), Sacramento

2012 (Two)

- 1st 8. Terrence Ross (WASH), Toronto
- 24. Jared Cunningham (OSU), Cleveland
- 25. Tony Wroten (WASH), Memphis

2013 (Two)

- 1st 14. Shabazz Muhammad (UCLA), Utah
- 23. Solomon Hill (ARIZ), Indiana
- 26. Andre Roberson (COLO), Minnesota
- 2nd 31. Allen Crabbe (CAL), Cleveland
- 33. Carrick Felix (ASU), Cleveland
- 40. Grant Jerrett (ARIZ), Portland
- 54. Arsalan Kazemi (ORE), Washington

2014 (Two)

- 1st 4. Aaron Gordon (ARIZ), Orlando
- 13. Zach LaVine (UCLA), Minnesota
- 22. Jordan Adams (UCLA), Memphis
- 28. C.J. Wilcox (WASH), LA Clippers
- 29. Josh Huestis (STAN), Oklahoma City
- 30. Kyle Anderson (UCLA), San Antonio
- 2nd 38. Spencer Dinwiddie (COLO), Detroit
- 42. Nick Johnson (ARIZ), Houston
- 45. Dwight Powell (STAN), Charlotte

2015 (Two)

- 1st 8. Stanley Johnson (ARIZ), Detroit
- 20. Delon Wright (UTAH), Toronto
- 23. Rondae Hollis-Jefferson (ARIZ), Brooklyn
- 30. Kevon Looney (UCLA), Golden State
- 2nd 34. Anthony Brown (STAN), LA Lakers
- 43. Joseph Young (ORE), Indiana
- 46. Normal Powell (UCLA), Toronto

2016 (Two)

- 1st 3. Jaylen Brown (CAL), Boston
- 8. Marquese Chriss (WASH), Phoenix
- 9. Jakob Poeltl (UTAH), Toronto
- 29. Dejounte Murray (WASH), San Antonio
- 2nd 60. Tyrone Wallace (CAL), Utah

2017 (Two)

- 1st 1. Markelle Fultz (WASH), Philadelphia
- 2. Lonzo Ball (UCLA), LA Lakers
- 7. Lauri Markkanen (ARIZ), Chicago
- 18. TJ Leaf (UCLA), Indiana
- 27. Kyle Kuzma (UTAH), LA Lakers
- 29. Derrick White (COLO), San Antonio
- 2nd 35. Ivan Rabb (CAL), Memphis
- 36. Jonah Bolden (UCLA), Philadelphia
- 38. Jordan Bell, (ORE), Golden State
- 41. Tyler Dorsey (ORE), Atlanta
- 45. Dillon Brooks (ORE), Memphis
- 47. Ike Anigbogu (UCLA), Indiana
- 53. Kadeem Allen (ARIZ), Boston
- 56. Jabari Bird (CAL), Boston

2018 (Two)

- 1st 1. Deandre Ayton (ARIZ), Phoenix
- 15. Troy Brown (ORE), Washington
- 23. Aaron Holiday (UCLA), Indiana
- 2nd 46. De'Anthony Melton (USC), Houston
- 49. Chimezie Metu (USC), San Antonio
- 58. Thomas Welsh (UCLA), Denver
- 59. George King (COLO), Phoenix

2019 (Two)

- 1st 20. Matisse Thybulle (WASH), Boston
- 30. Kevin Porter Jr. (USC), Milwaukee
- 2nd 32. KZ Okpala (STAN), Phoenix
- 43. Jaylen Nowell (WASH), Minnesota
- 44. Bol Bol (ORE), Miami
- 56. Jaylen Hands (UCLA), LA Clippers



► The Washington women's rowing team captured the Pac-12's 500th NCAA title in 2017, making the Conference the first to reach the milestone.

► UCLA softball capped 2018-19 with the Pac-12's national-best 13th NCAA Championship and 526th in Conference history.





Throughout his career as a student-athlete, professional athlete and sports executive, Larry Scott has been a game changer: a bold, innovative leader with a vision for transformative change — from expansion and revitalization of the Pac-12 to equal prize money at Wimbledon. Commissioner Scott's firm belief that sport has the power to be a force for positive change has been the hallmark of his career.

EXPANSION AND INNOVATION AT THE PAC-12

In his 10 years as Pac-12 Commissioner, with the support of the Pac-12 universities' presidents and chancellors, Scott has orchestrated a rebranding of the conference, with messages of innovation, excellence and the advantages of a West Coast location at its core. Scott also led the conference through an expansion for the first time since 1978 by successfully adding Colorado and Utah.

During his tenure, the Pac-12 added a Football Championship Game, transformed its men's and women's basketball tournaments into must-attend events and secured an agreement for equal revenue sharing for the first time ever.

Scott has also led a transformation of the conference's media posture by delivering much-needed revenue, dramatically increasing exposure for women's and Olympic sports, establishing ever-evolving digital and mobile platforms for Pac-12 content, and creating training and employment opportunities for thousands of Pac-12 students interested in launching media careers. To achieve these goals, he delivered a landmark media rights agreement with ESPN and FOX and created Pac-12 Networks, the first-ever integrated media company owned by a collegiate conference.

Commissioner Scott and the presidents and chancellors of the Pac-12 have led the way in ensuring that Pac-12 universities' academic missions and the growth and development of student-athletes remain the primary focus of intercollegiate athletics. Through a series of reforms, Pac-12 schools have committed to enhanced student-athlete benefits, including increasing scholarship limits to cover the full cost of attending college and adding student-athletes to the conference's formal governance structure. For the 7,000 student-athletes in the Pac-12, participation in intercollegiate athletics provides an avenue to earn a degree from one of the best universities in the world. Scott is staunchly committed to retaining college sports a vital component of American higher education by continually adapting to the changing needs of today's student-athletes.

Under Scott's leadership, the Pac-12 also created a Student-Athlete Health and Well-Being Initiative: a collective effort between the conference and its member universities to identify ways to reduce injuries, share current best practices, and conduct research to uncover new ways to keep student-athletes as safe as possible. Over the last six years, the Pac-12's Student-Athlete Health and Well-Being Grant Program has funded millions of dollars in research on Pac-12 campuses focused on everything from head trauma to overuse injuries to thermal management.

Scott's vision for the conference also reaches beyond geographic borders. In 2011, the Pac-12 launched Pac-12 Global, an initiative that aims to expand the conference's and its members' footprint around the world. Since its advent, Pac-12 Global has been the catalyst for several international athletic events and student-athlete cultural exchange programs, all while spreading Pac-12 universities' brands to new audiences. In 2015, the Pac-12 hosted the first-ever regular season basketball game, collegiate or professional, to be played in China and has since made the Pac-12 China Game an annual opener to the college basketball season. The conference has also made inroads in Australia, where a team of Pac-12 men's basketball all-stars traveled and competed during the summer of 2016.

All the while, the athletic excellence that has defined the Pac-12 for over a century has only increased during Scott's tenure. In May of 2017, the Pac-12 won its 500th NCAA team championship, becoming the first conference to hit the milestone and putting the Pac-12 nearly 200 NCAA Championships ahead of any other conference. With 526 NCAA titles total thanks to a nation-leading 13 during the 2018-19 campaign, the Conference has remained the winningest conference in the country for the last 14-straight years and 53 of the past 59 seasons. Pac-12 athletes have also made their mark on the world in recent years, winning a total of 55 medals at the 2016 Rio Olympics, a number that would have made the conference fifth in the medal count had it been a country.

PROVEN LEADERSHIP IN ATHLETICS

Scott succeeded Tom Hansen as the sixth Commissioner of what was then the Pac-10 Conference on July 1, 2009. Before that, he served for six years as Chairman and Chief Executive Officer of the Sony Ericsson Women's Tennis Association (WTA) Tour, where he helped generate unprecedented growth and popularity for women's professional tennis on a global scale.

At the WTA Tour, Scott worked with Billie Jean King and others to achieve the long-sought goal of equal prize money for women in tennis' grand slam events. He also became the architect of the largest-ever sponsorship in both women's sports and professional tennis, a six-year \$88-million title sponsorship agreement with Sony Ericsson. His many other WTA achievements include the largest television deal in women's tennis history, a reform package that led to a 40 percent increase in prize money, and \$750 million in facilities investments.

Scott's career in athletics extends back to his captaincy of the Harvard men's tennis team, where he was named an All-American, earned a B.A. in History, and developed a first-hand understanding of the importance of maintaining balance between academics and athletics.

He went on to play tennis professionally on the ATP circuit, winning one title, and then going on to work for more than a decade with the ATP, where his roles included Chief Operating Officer, President of ATP Properties and Executive Vice President of the International Group. In those roles, he was credited with significantly increasing the global popularity of men's tennis, establishing the Tennis Masters Cup as one of the sport's most successful events, negotiating a renewal of the ATP's 13-year partnership with Mercedes-Benz that remains one of the preeminent sponsorship agreements in tennis history and launching tournaments in places such as China and the Persian Gulf.

RECOGNITION AND SERVICE

Scott has often earned recognition for his visionary leadership. He has been a finalist for the Sports Executive of the Year Award given by Sports Business Journal and was awarded the Vision Award by Cynopsis Sports. Scott was also given the Americanism Award by the Anti-Defamation League in tribute to his mission of fostering positive change through sports. He currently serves on the ADL Board as the Vice Chair.

Scott also serves on several other boards inside and outside of intercollegiate athletics, including those of the National Football Foundation, the 150th Anniversary of College Football, College Football Playoff LLC Management Committee, the Rose Bowl Management Committee and the Women's Sports Foundation.

Larry and his wife, Cybille, live in Danville, Calif., and have three children: Alexander, Sebastien and Alannah.

SCOTT QUICK FACTS

CURRENT POSITION:

Commissioner • Pac-12 Conference
July 1, 2009-Present

PREVIOUS POSITION:

Chairman & CEO • WTA Tour
April 15, 2003-June 30, 2009

HONORS:

- Finalist for Sports Business Journal Sports Executive of the Year, 2012
- Vision Award Winner, Cynopsis Sports Awards, 2012
- Americanism Award Recipient, Anti-Defamation League, 2013
- TIME Magazine's List of Best Sports Executives, 2008

EDUCATION:

Harvard University, B.A. European History
1986 graduate with Honors

ATHLETIC ACCOMPLISHMENTS:

All-American tennis player at Harvard
Three-year professional tennis player, winning one ATP title

PREVIOUS PAC-12 COMMISSIONERS

EDWIN N. ATHERTON	1940-1944
VICTOR O. SCHMIDT	1944-1959
THOMAS J. HAMILTON	1959-1971
WILES HALLOCK	1971-1983
THOMAS C. HANSEN	1983-2009
LAWRENCE G. SCOTT	2009-Present



STANFORD WINS 25TH DIRECTORS' CUP SIX PAC-12 MEMBERS AMONG TOP 25

The STANFORD Cardinal captured its 25th-consecutive Directors' Cup with USC and UCLA finishing fifth and sixth, respectively, leading the Pac-12 Conference to another impressive finish in the final 2018-19 Division I Learfield IMG College Directors' Cup standings. The Pac-12 placed six teams among the top 25 as only the 14-member SEC had more with eight.

Led by six NCAA titles (women's volleyball, women's swimming and diving, men's gymnastics, women's water polo, women's tennis, men's golf), Stanford won its 25th-consecutive Cup. In all, the Cardinal posted 16 top five finishes in tallying a record 1,567.75 points. It's the fifth time Stanford has eclipsed 1,500.00 points.

Behind one NCAA title (men's water polo) and four runner-up finishes on the women's side (indoor track and field, beach volleyball, outdoor track and field, water polo), USC finished in the top 10 for the eighteenth time in the history of the Directors' Cup, coming in fifth with 1,075.75 points. UCLA posted a pair of national titles (beach volleyball and softball) to place sixth with 1,056.50 points for its 23rd top-10 finish. CALIFORNIA placed 18th overall with 835.75 points, aided by a national title in men's swimming and diving, to claim its 20th consecutive top-20 finish. Coming in at 19th with 821 points, ARIZONA STATE posted its first top-20 finish since 2013.

Thanks in part to a women's rowing title, WASHINGTON posted its second-most points with 801.00 to finish 24th. OREGON placed 27th (762.25 points), ARIZONA was 41st (572.50), followed by COLORADO in 50th (511.00) as the Buffs captured their third NCAA women's cross country title. OREGON STATE placed 65th (364.35), followed by UTAH in 79th (278.75) after the Utes took home the NCAA skiing title, and WASHINGTON STATE rounds out the team scoring for the Pac-12, finishing 88th (206.50).

The success of the Pac-12 in the Cup was bolstered by the capturing of 13 NCAA titles, most among all conferences. In addition, nine Pac-12 league members combined to post 32 top-four finishes in 24 NCAA championships.

The Directors' Cup was developed as a joint effort between the National Association of Collegiate Directors of Athletics (NACDA) and USA Today. 19 sports - four of which must be baseball and men's basketball, women's basketball and women's volleyball. Then the next highest 15 (max.) sports scored for each institution, regardless of gender, will be used in the standings.

CONFERENCE COMPARISONS

Conference*	Top 20 Schools	Membership Ratio
Pac-12 (12)	5	.417
ACC (15)	5	.333
Big Ten (14)	5	.357
SEC (14)	4	.286

* based on 2018-19 membership

WHERE THEY RANKED

	School	Total Pts
1.	Stanford	1567.75
5.	USC	1075.75
6.	UCLA	1056.50
18.	California	835.75
19.	Arizona State	821.00
24.	Washington	801.00
27.	Oregon	762.25
41.	Arizona	572.50
50.	Colorado	511.00
65.	Oregon State	364.35
79.	Utah	278.75
88.	Washington State	206.50

TOM HANSEN CONFERENCE MEDAL WINNERS



A Conference Medal is awarded annually to each member institution's outstanding senior male and female student-athlete based on the exhibition of the greatest combination of performance and achievement in scholarship, athletics and leadership.

Conference medal winners have been named every year since the 1960-61 academic year. In 2009, the Pac-12 renamed the award the Tom Hansen Conference Medal in honor of Hansen, who retired at the end of June 2009 after serving for 26 years as Commissioner of the Pac-10.

Following are the 2018-19 award winners:

2018-19 PAC-12 TOM HANSEN CONFERENCE MEDAL WINNERS

School	Men	Women
Arizona	Chatham Dobbs, Swimming & Diving	Katrina Konopka, Swimming & Diving
Arizona State	David Hoffer, Swimming & Diving	Kianna Ibis, Basketball
California	Andrew Seliskar, Swimming & Diving	Kristine Anigwe, Basketball
Colorado	Wilson Belk, Golf	Kaitlyn Benner, Cross Country/T&F
Oregon	Ryan Gronlund, Golf	Shannon Williams, Lacrosse
Oregon State	Stephen Thompson Jr., Basketball	Alina Hagstrom, Rowing
Stanford	Harrison Williams, Track and Field	Ella Eastin, Swimming & Diving
UCLA	Micah Ma'a, Volleyball	Izzy Carey, Beach Volleyball
USC	Justin Suh, Golf	Terese Cannon, Beach Volleyball
Utah	Chase Hansen, Football	Kari Lee, Gymnastics
Washington	Ben Burr-Kirven, Football	Stacey Fung, Tennis
Washington State	Gardner Minshew II, Football	Taylor Mims, Volleyball


JAMIE ZANINOVICH • Deputy Commissioner and Chief Operating Officer

Deputy Commissioner Jamie Zaninovich comes to the Pac-12 after six years as the commissioner of the West Coast Conference. At the Pac-12, Zaninovich has responsibility for all aspects of the Pac-12 Conference's administrative operations, including television administration, sport management, championships, football bowl relationships, governance, enforcement, compliance, and officiating.

In his time with the WCC, Zaninovich led the conference through a period of unprecedented membership growth, transformed the conference basketball championships into successful events, and brought forward television and digital media advances that showcased the WCC's brand regionally, nationally and internationally.

Zaninovich was a member of the NCAA Division I Men's Basketball Committee from 2011-2014 and is a past Chair of the Division I Collegiate Commissioners Association Division I Subdivision. He is also a founding member of the Board of Managers and Competition Committee of the Men's Basketball Officiating LLC, a past member of the NCAA Committee on Women's Athletics and was named one of the prestigious "40 Under 40" honorees by the Sports Business Journal in 2010.

A native of Eugene, Oregon, Zaninovich is a graduate of Stanford University and the Stanford University Graduate School of Business. Prior to the WCC, he served as a sports administrator at both Stanford and Princeton University.


WOODIE DIXON • General Counsel, Senior Vice President Business Affairs

Woodie Dixon joined the Pac-12 in April 2010 and manages all business affairs, in-house legal matters and human resources for the Conference and Pac-12 Networks, as well as football administration for the Conference.

Prior to joining the Pac-12, Dixon spent six years (2004-10) as General Counsel for the NFL's Kansas City Chiefs overseeing all legal matters for the franchise, including player, marketing, sponsorship, stadium operations, special event and sales contracts, litigation and licensing. Previously, he has practiced law with the NFL, Sidley, Austin, Brown & Wood LLP in Chicago, and Dorsey & Whitney LLP in Minneapolis, Minn.

Dixon is a graduate of Harvard Law School, the University of Massachusetts graduate program in Sports Management and Amherst College.


TERESA GOULD • Senior Associate Commissioner, Sports Management & Institutional Services

Teresa Gould joined the Pac-12 Conference in July 2018 after serving a variety of successful leadership roles in major collegiate athletics, in broadcast and revenue generation. In her Pac-12 role, Gould manages sports administration and championships for Pac-12 women's basketball and all Olympic sports, oversees governance and compliance and serves as the conference's senior women's administrator, reporting to Commissioner Larry Scott.

At the University of California, Davis she served as Interim Athletic Director from 2015-16 after having held the role of associate executive director and chief revenue officer of the alumni association.

From 2001-14, Gould worked in the athletic department at the University of California, Berkeley where among a number of position she served as deputy director of athletics, external relations and chief of staff to the athletic director. In these roles, her responsibilities included development of the athletic department's strategic plan and administration of all sports, in addition to serving as member of the Pac-12 Council. Previously, Gould spent eight years at the West Coast Conference where she served as associate commissioner, as well as three

years at ESPN in the role of conference coordination and rights acquisition.


ERIK HARDENBERGH • Chief of Staff

Erik Hardenbergh joined the Pac-12 as the Vice President of Public Affairs in July 2012. Hardenbergh leads the development and execution of public relations plans and strategies promoting the interests and reputation of the Pac-12 and Pac-12 Networks. Hardenbergh plays a pivotal role in enhancing the Conference's visibility at local, national and global levels.

Most recently, Hardenbergh spent four years as the Vice President of the Glover Park Group in Washington, D.C., where he developed strategic messaging platforms and coordinated integrated campaigns for companies including JPMorgan Chase and United Technologies. Hardenbergh has also worked for several sports media outlets including Yahoo! Sports, Fox Sports Northwest and ABC Sports.

Hardenbergh holds a bachelor's degree in political science from Amherst College, where he was an Academic All-American and captained the golf team for three years. Hardenbergh also earned an MBA from the Kenan-Flagler Business School at University of North Carolina-Chapel Hill.


DANETTE LEIGHTON • Chief Marketing Officer

Danette Leighton joined the Pac-12 Conference in April 2010 as the Conference's first Chief Marketing Officer. Her responsibilities include leading the Conference and Pac-12 Networks in the development and implementation of strategic marketing and communication programs, as well as integrating and supporting the marketing interests of the member institutions. She oversees the areas of business operations, communications, event operations, marketing, public affairs and ticket sales, as well as the communications and marketing departments at Pac-12 Networks.

An Arizona graduate, Leighton returns to the Pac-12 where she began her career as a public relations intern. Most recently, she acted as Vice President of Marketing and Brand Development for Maloof Sports & Entertainment. She spent the last decade overseeing all marketing and branding efforts for the NBA's Sacramento Kings and ARCO Arena, as well as the business operations for the WNBA's Sacramento Monarchs.

Previously, she led Sony's sports marketing division, focusing on the PGA Tour and the Sony Open in Hawai'i. She also served as the executive director of the 1999 NCAA Women's Basketball Final Four at Stanford and worked in public relations for the Fiesta Bowl.


BRENT WILLMAN • Chief Financial Officer

Brent Willman was named Chief Financial Officer in March of 2018 after serving as the Senior Vice President, Finance for Pac-12 Networks since the launch of the Network. His responsibilities include monthly and annual financial statement preparation, long-range strategic planning and annual budgets, evaluating new business opportunities and supporting each department on all financial matters to ensure financial objectives are met.

With over 30 years of media finance and business experience, prior to joining the Pac-12, he spent time in the same position at the Oprah Winfrey Network (OWN) in Los Angeles. He was also CFO for TLC, the Game Show Network, IFILM and E! Entertainment Television. He also spent nine years with Times Mirror Company, the publisher of the Los Angeles Times.

Willman holds a bachelor's degree in accounting from Cal State Fresno. He started his career as a certified public accountant.



Ron Barker
Associate Commissioner,
Governance & Enforcement



Dave Hirsch
Vice President,
Communications



Will Hunter
Vice President,
Operations



Duane Lindberg
Associate Commissioner,
Television



Tammy Newman
Associate Commissioner,
Governance & Enforcement



Erik Price
Associate Commissioner,
Compliance




Chris Grant
Associate Commissioner,
Sports Management and
Championships



Dustin Rockne
Associate Commissioner,
Broadcast & Media
Administration



Andrew Walker
Vice President,
Public Affairs



Anna Roberts
Vice President,
Human Resources



Heather Vaughan
Vice President,
Marketing



David Coleman
Vice President, Officiating



Natalia Ciccone
Assistant Commissioner,
Communications



Chris Merino
Assistant Commissioner,
Compliance



Drew Seidenberger
Assistant Commissioner
Basketball Operations and
Sports Administration



Cheryl Wong
Assistant Commissioner
Sports Management and
Championships




Michael Ortiz
Senior Director,
Video Operations



Sean Harris
Director, Sports Management
and Championships




Jesse Hooker
Director,
Communications



Josh Ishoo
Public Relations Director



Noveen Moinpour
Senior Manager,
Marketing



Shannon Ward
Controller



Cecile Catig
Accounts Payable
Specialist



Tyler Jahnke
Manager, Ticket Sales



In Ja Holcomb
Executive Assistant to the
Commissioner



BOBBY DIBLER • Coordinator of Men's Basketball Officiating

Bobby Dibler was named Pac-12 Coordinator of Men's Basketball Officiating in June 2013, and now serves as the lead of the Western Officiating Consortium, an alliance between all six western leagues (Pac-12, Mountain West, Big Sky, Big West, Western Athletic, and West Coast) in an effort to promote consistency - in training, development and evaluation - in officiating in the western U.S., and provide a larger, more diverse pool of officials for assignment. Dibler also spent six years (1992-98) in the same role at the Western Athletic Conference from 1992-98. Prior to his duties of coordinating officials for the Conference, he was a WAC basketball official for 19 years. Dibler has also officiated in the Southwest Athletic (1973-93), Big West (1982-93), Pacific-10 (1982-86, 1988-1993), Big Eight (1981-82), and Missouri Valley (1973-82) conferences. During his 20 years as an official, he worked 14 NCAA tournaments, including three Final Fours, and several NIT games. Dibler was named the 2019 Naismith Men's College Official of the Year, which recognizes individuals who display character, integrity and dignity and have contributed mightily to the growth, success and viability of college basketball.



Dave Lucero
Manager,
Operations



Michael Brady
Manager,
Business Operations



Michelle Zhang
Manager,
International



Chris Berg
Coordinator,
Sports Management




Mike Hornick
Specialist, Video Operations




Wendy Heredia
Senior Administrative
Assistant
Marketing & Communications



Keisha May
Administrative
Assistant



Stephanie Toovey
Administrative
Assistant



Ryan Andersen
Fellow,
Communications



Nicole Mitchell
Fellow,
Communications



Lanea Tuiasosopo
Fellow,
Administrative



Juwaan Williams
Fellow,
Administrative



Dave Yeast
Coordinator of
Baseball Officiating



Joan Powell
Coordinator of Women's
Volleyball Officiating



Violet Palmer
Coordinator of Women's
Basketball Officiating



Sandra Hunt
Coordinator of
Women's Soccer



Joanne Venditto
Coordinator of
Softball Officiating



NCAA TEAM TITLES WON BY CONFERENCE (ALL-TIME)

based on 2018-19 conference memberships

Table with 2 columns: TEAM and INDIVIDUAL. Lists top 10 conferences and their total titles.

PAC-12 NCAA TEAM TITLES. Table listing individual titles for each Pac-12 school.

NCAA TEAM TITLES WON (ALL-TIME) BY CONFERENCE

Table with 2 columns: MEN and WOMEN. Lists top 10 conferences for men's and women's titles.

Table with 1 column: COMBINED. Lists top 4 conferences for combined titles.

BY SCHOOL

Table with 2 columns: MEN and WOMEN. Lists top 10 schools for men's and women's titles.

Table with 1 column: COMBINED. Lists top 3 schools for combined titles.

NCAA INDIVIDUAL TITLES WON (ALL-TIME) BY CONFERENCE

Table with 2 columns: MEN and WOMEN. Lists top 5 conferences for individual titles.

BY SCHOOL

Table with 2 columns: MEN and WOMEN. Lists top 10 schools for individual titles.

Table with 1 column: COMBINED. Lists top 3 schools for combined individual titles.

NCAA TEAM & INDIVIDUAL TITLES WON BY PAC-12 SCHOOLS (ALL-TIME)

TEAM TITLES

Table with 3 columns: MEN, WOMEN, COMBINED. Lists titles for each school and totals.

INDIVIDUAL TITLES

Table with 3 columns: MEN, WOMEN, COMBINED. Lists individual titles for each school and totals.

ALL-TIME NCAA CHAMPIONSHIPS BY SPORT » WOMEN'S SPORTS

BASKETBALL (4)

1982-83—USC
1983-84—USC
1989-90—Stanford
1991-92—Stanford

BEACH VOLLEYBALL (4)

2016—USC
2017—USC
2018—UCLA
2019—UCLA

CROSS COUNTRY (13)

1983—Oregon
1987—Oregon
1997—Stanford
2000—Colorado
2003—Stanford
2004—Colorado
2005—Stanford
2006—Stanford
2007—Stanford
2008—Washington
2012—Oregon
2016—Oregon
2018—Colorado

GOLF (19)

1990—Arizona State
1991—UCLA
1993—Arizona State
1994—Arizona State
1995—Arizona State
1996—Arizona
1997—Arizona State
1998—Arizona State
2000—Arizona
2003—USC
2004—UCLA
2008—USC
2009—Arizona State
2011—UCLA
2013—USC
2015—Stanford
2016—Washington

2017—Arizona State
2018—Arizona

GYMNASTICS (16)

1982—Utah
1983—Utah
1984—Utah
1985—Utah
1986—Utah
1990—Utah
1992—Utah
1994—Utah
1995—Utah
1997—UCLA
2000—UCLA
2001—UCLA
2003—UCLA
2004—UCLA
2010—UCLA
2018—UCLA

ROWING (10)

1997—Washington
1998—Washington
2001—Washington
2005—California
2006—California
2009—Stanford
2016—California
2017—Washington
2018—California
2019—Washington

SOCCER (6)

2007—USC
2011—Stanford
2013—UCLA
2014—USC
2016—USC
2017—Stanford

SOFTBALL (24)

1982—UCLA
1984—UCLA
1985—UCLA
1988—UCLA
1989—UCLA
1990—UCLA
1991—Arizona
1992—UCLA
1993—Arizona
1994—Arizona
1996—Arizona
1997—Arizona
1999—UCLA
2001—Arizona
2002—California
2003—UCLA
2004—UCLA
2006—Arizona
2007—Arizona
2008—Arizona State
2009—Washington
2010—UCLA
2011—Arizona State
2019—UCLA

SWIMMING (17)

1983—Stanford
1989—Stanford
1992—Stanford
1993—Stanford
1994—Stanford
1995—Stanford
1996—Stanford
1997—USC
1998—Stanford
2008—Arizona
2009—California
2011—California
2012—California
2015—California
2017—Stanford
2018—Stanford
2019—Stanford

TENNIS (24)

1982—Stanford
1983—USC
1984—Stanford
1985—USC
1986—Stanford
1987—Stanford
1988—Stanford
1989—Stanford
1990—Stanford
1991—Stanford
1997—Stanford
1999—Stanford
2001—Stanford
2002—Stanford
2004—Stanford
2005—Stanford
2006—Stanford
2008—UCLA
2010—Stanford
2013—Stanford
2014—UCLA
2016—Stanford
2018—Stanford
2019—Stanford

INDOOR TRACK (11)

2000—UCLA
2001—UCLA
2007—Arizona State
2008—Arizona State
2010—Oregon
2011—Oregon
2012—Oregon
2013—Oregon
2014—Oregon
2016—Oregon
2017—Oregon

OUTDOOR TRACK (9)

1982—UCLA
1983—UCLA
1985—Oregon
2001—USC
2004—UCLA

2007—Arizona State
2015—Oregon
2017—Oregon
2018—USC

VOLLEYBALL (16)

1981—USC
1984—UCLA
1990—UCLA
1991—UCLA
1992—Stanford
1995—Stanford
1996—Stanford
1997—Stanford
2001—Stanford
2002—USC
2003—USC
2004—Stanford
2005—Washington
2011—UCLA
2016—Stanford
2018—Stanford

WATER POLO (19)

2001—UCLA
2002—Stanford
2003—UCLA
2004—USC
2005—UCLA
2006—UCLA
2007—UCLA
2008—UCLA
2009—UCLA
2010—USC
2011—Stanford
2012—Stanford
2013—USC
2014—Stanford
2015—Stanford
2016—USC
2017—Stanford
2018—USC
2019—Stanford



California won its fourth NCAA men's swimming & diving title since 2011 and its sixth all-time. Conference teams have captured 25 national championships in the sport all-time.



Led by two-time national player of the year and Honda Cup winner Rachel Garcia, UCLA won its NCAA-leading 12th national championship in softball and the Conference's first since 2011.



ALL-TIME NCAA CHAMPIONSHIPS BY SPORT » MEN'S SPORTS

BASEBALL (29)

1947—California
1948—USC
1957—California
1958—USC
1961—USC
1963—USC
1965—Arizona State
1967—Arizona State
1968—USC
1969—Arizona State
1970—USC
1971—USC
1972—USC
1973—USC
1974—USC
1976—Arizona
1977—Arizona State
1978—USC
1980—Arizona
1981—Arizona State
1986—Arizona
1987—Stanford
1988—Stanford
1998—USC
2006—Oregon State
2007—Oregon State
2012—Arizona
2013—UCLA
2018—Oregon State

BASKETBALL (16)

1938-39—Oregon
1941-42—Stanford
1943-44—Utah
1958-59—California
1963-64—UCLA
1964-65—UCLA
1966-67—UCLA
1967-68—UCLA
1968-69—UCLA
1969-70—UCLA
1970-71—UCLA
1971-72—UCLA
1972-73—UCLA
1974-75—UCLA
1994-95—UCLA
1996-97—Arizona

BOXING (1)

1937—Wash. State

CROSS COUNTRY (16)

1961—Oregon State
1971—Oregon
1973—Oregon
1974—Oregon
1977—Oregon
1996—Stanford
1997—Stanford
2001—Colorado

2002—Stanford
2003—Stanford
2004—Colorado
2006—Colorado
2007—Oregon
2008—Oregon
2013—Colorado
2014—Colorado

GOLF (16)

1938—Stanford
1939—Stanford
1941—Stanford
1942—Stanford
1946—Stanford
1953—Stanford
1988—UCLA
1990—Arizona State
1992—Arizona
1994—Stanford
1996—Arizona State
2004—California
2007—Stanford
2008—UCLA
2016—Oregon
2019—Stanford

GYMNASTICS (14)

1962—USC
1968—California
1975—California
1984—UCLA
1986—Arizona State
1987—UCLA
1992—Stanford
1993—Stanford
1995—Stanford
1997—California
1998—California
2009—Stanford
2011—Stanford
2019—Stanford

SKIING (31)

1959—Colorado
1960—Colorado
1972—Colorado
1973—Colorado
1974—Colorado
1975—Colorado
1976—Colorado
1977—Colorado
1978—Colorado
1979—Colorado
1981—Utah
1982—Colorado
1983—Utah
1984—Utah
1986—Utah
1987—Utah
1988—Utah

1991—Colorado
1993—Utah
1995—Colorado
1996—Utah
1997—Utah
1998—Colorado
1999—Colorado
2003—Utah
2006—Colorado
2011—Colorado
2013—Colorado
2015—Colorado
2017—Utah
2019—Utah

SOCCER (7)

1985—UCLA
1990—UCLA
1998—UCLA
2002—UCLA
2015—Stanford
2016—Stanford
2017—Stanford

SWIMMING (25)

1960—USC
1963—USC
1964—USC
1966—USC
1967—Stanford
1974—USC
1975—USC
1976—USC
1977—USC
1979—California
1980—California
1982—UCLA
1985—Stanford
1986—Stanford
1987—Stanford
1992—Stanford
1993—Stanford
1994—Stanford
1998—Stanford
2008—Arizona
2011—California
2012—California
2014—California
2019—California

TENNIS (54)

1946—USC
1950—UCLA
1951—USC
1952—UCLA
1953—UCLA
1954—UCLA
1955—USC
1956—UCLA
1958—USC

1960—UCLA
1961—UCLA
1962—USC
1963—USC
1964—USC
1965—UCLA
1966—USC
1967—USC
1968—USC
1969—USC
1970—UCLA
1971—UCLA
1973—Stanford
1974—Stanford
1975—UCLA
1976—UCLA

1977—Stanford
1978—Stanford
1979—UCLA
1980—Stanford
1981—Stanford
1982—UCLA
1983—Stanford
1984—UCLA
1986—Stanford
1988—Stanford
1989—Stanford
1990—Stanford
1991—USC
1992—Stanford
1993—USC
1994—USC
1995—Stanford
1996—Stanford
1997—Stanford
1998—Stanford
2000—Stanford
2002—USC
2005—UCLA
2009—USC
2010—USC
2011—USC
2012—USC
2014—USC

INDOOR TRACK (8)

1967—USC
1972—USC
1977—Wash. State
2008—Arizona State
2009—Oregon
2014—Oregon
2015—Oregon
2016—Oregon

OUTDOOR TRACK (47)

1922—California
1925—Stanford
1926—USC
1928—Stanford

1930—USC
1931—USC
1934—Stanford
1935—USC
1936—USC
1937—USC
1938—USC
1939—USC
1940—USC
1941—USC
1942—USC
1943—USC
1949—USC
1950—USC
1951—USC
1952—USC
1953—USC
1954—USC
1955—USC
1956—UCLA
1958—USC
1961—USC
1962—Oregon
1963—USC
1964—Oregon
1965—Oregon
1966—UCLA
1967—USC
1968—USC
1970—Oregon
1971—UCLA
1972—UCLA
1973—UCLA
1976—USC
1977—Arizona State
1978—UCLA
1984—Oregon
1987—UCLA
1988—UCLA
2000—Stanford
2014—Oregon
2015—Oregon

VOLLEYBALL (25)

1970—UCLA
1971—UCLA
1972—UCLA
1974—UCLA
1975—UCLA
1976—UCLA
1977—USC
1979—UCLA
1980—USC
1981—UCLA
1982—UCLA
1983—UCLA
1984—UCLA
1987—UCLA
1988—USC
1989—UCLA

1990—USC
1993—UCLA
1995—UCLA
1996—UCLA
1997—Stanford
1998—UCLA
2000—UCLA
2006—UCLA
2010—Stanford

WATER POLO (45)

1969—UCLA
1971—UCLA
1972—UCLA
1973—California
1974—California
1975—California
1976—Stanford
1977—California
1978—Stanford
1980—Stanford
1981—Stanford
1983—California
1984—California
1985—Stanford
1986—Stanford
1987—California
1988—California
1990—California
1991—California
1992—California
1993—Stanford
1994—Stanford
1995—UCLA
1996—UCLA
1998—USC
1999—UCLA
2000—UCLA
2001—Stanford
2002—Stanford
2003—USC
2004—UCLA
2005—USC
2006—California
2007—California
2008—USC
2009—USC
2010—USC
2011—USC
2012—USC
2013—USC
2014—UCLA
2015—UCLA
2016—California
2017—UCLA
2018—USC

WRESTLING (1)

1988—Arizona State

ALL-TIME NON-NCAA CHAMPIONSHIPS BY SPORT » MEN'S SPORTS

FOOTBALL (Polls)

1954—UCLA (UPI)
1962—USC (AP, UPI)
1967—USC (AP, UPI)
1972—USC (AP, UPI)
1974—USC (UPI)
1978—USC (UPI)
1991—Washington (UPI, USA)
2003—USC (AP)
2004—USC (BCS)

ROWING (31)

(IRA: pre-1979; Cincinnati Regatta; 1982-)
1923—Washington
1924—Washington
1926—Washington
1928—California
1932—California
1934—California
1935—California
1936—Washington

1937—Washington
1939—California
1940—Washington
1941—Washington
1948—Washington
1949—California
1950—California
1960—California
1961—California
1964—California
1970—Washington

1976—California
1984—Washington
1997—Washington
1999—California
2000—California
2002—California
2007—Washington
2009—Washington
2011—Washington
2012—Washington
2013—Washington

2014—Washington
2016—California

PAC-12 CHAMPIONSHIPS



BY SCHOOL » MEN'S TITLES

SPORT	ARIZ	ASU	CAL	COLO	ORE	OSU	STAN	UCLA	USC	UTAH	WASH	WSU
Baseball	4	10	23	0	12	14	17	10	37	1	14	22
Basketball	15	0	15	0	4	12	11	31	7	0	13	2
Cross Country	6	0	0	6	16	0	14	2	1	0	2	4
Football	1	3	14	0	11	5	15	17	39	0	17	4
Golf	3	12	2	0	4	0	11	5	21	0	6	0
Gymnastics*	0	1	13	0	4	0	2	9	1	0	3	0
Rowing	0	0	17	0	0	0	0	5	0	0	39	0
Soccer	0	0	3	0	0	0	6	8	0	0	2	0
Swimming	0	0	6	0	4	2	53	2	25	0	20	1
Tennis	0	0	7	0	0	0	23	40	34	0	41	0
Track & Field	0	1	3	0	22	1	5	18	41	0	9	5
Water Polo*	0	0	13	0	0	0	11	11	4	0	0	0
Wrestling	0	18	0	0	3	23	1	1	0	0	3	1
TOTALS	29	45	116	6	80	57	169	159	210	1	169	39

The Pac-12 hosts championships in 16 sports throughout the school year, including basketball, cross country, golf, rowing, swimming & diving, and tennis for both men's and women's. The Conference also hosts championships in beach volleyball, women's gymnastics, women's lacrosse and wrestling.

* Pac-10 Championship until 1992, when the Mountain Pacific Sports Federation was founded.

Others: Baseball (Portland State 1), Basketball (Idaho 2), Cross Country (Idaho 1), Wrestling (Boise State 6, Cal State Bakersfield 1)

^ Two titles later vacated due to NCAA penalty

TOTAL PAC-12 CHAMPIONSHIPS MEN'S & WOMEN'S

Stanford	297
USC	237^
UCLA	236
Washington	212
California	142
Oregon	110
Oregon State	67
Arizona State	60
Arizona	55
Washington State	41^
Colorado	11
Utah	4

Note: Championships includes ties. Championships also includes titles won where sports were split into Northern and Southern Division.

^ Two titles later vacated due to NCAA penalty

BY SCHOOL » WOMEN'S TITLES

SPORT	ARIZ	ASU	CAL	COLO	ORE	OSU	STAN	UCLA	USC	UTAH	WASH	WSU
Basketball	1	2	1	0	4	3	23	1	2	0	3	0
Beach Volleyball	0	0	0	0	0	0	0	1	3	0	0	0
Cross Country	1	0	0	4	10	0	15	0	0	0	3	0
Golf	8	8	2	0	0	0	2	7	6	0	0	0
Gymnastics	0	0	0	0	0	6	5	19	0	3	0	0
Lacrosse	0	0	0	1	0	0	0	0	1	0	0	0
Rowing	0	0	12	0	0	0	0	2	1	0	17	0
Soccer	0	0	1	0	0	0	14	11	1	0	2	0
Softball	11	2	3	0	5	1	1	10	0	0	3	0
Swimming	4	0	4	0	0	0	22	2	1	0	0	0
Tennis	0	0	2	0	0	0	27	2	4	0	9	2
Track & Field	0	3	0	0	11	0	1	15	3	0	0	0
Volleyball	1	0	1	0	0	0	18	7	5	0	6	0
TOTALS	26	15	26	5	30	10	128	77	27	3	43	2



After competing for the Conference wrestling title since 1963, Stanford claimed its first-ever Pac-12 crown. It was one of four Pac-12 men's titles for Stanford in 2018-19.



Washington swept the men's and women's Pac-12 rowing titles for the third year in a row.



ALL-TIME PAC-12 CHAMPIONSHIPS BY SPORT » MEN'S SPORTS

BASEBALL

1916 — California
1917 — California
1918 — Oregon
1919 — Washington
1920 — California
1921 — California
1922 — Washington
1923 — California (So.)
Washington (No.)
1924 — California
USC
Stanford
1925 — Stanford (So.)
Washington (No.)
1926 — California (So.)
Washington (No.)
1927 — USC (So.)
Stanford (So.)
California (So.)
Washington State (No.)
1928 — California (So.)
Oregon (No.)
Washington State (No.)
1929 — California (So.)
Washington (No.)
1930 — USC (So.)
Washington (No.)
1931 — Stanford (So.)
USC (So.)
Washington (No.)
1932 — California (So.)
Washington (No.)
1933 — California (So.)
Washington State (No.)
1934 — California (So.)
Oregon (No.)
1935 — California (So.)
USC (So.)
Oregon (No.)
1936 — USC (So.)
Washington State (No.)
1937 — USC (So.)
Oregon (No.)
1938 — California (So.)
Oregon State (No.)
Washington State (No.)
1939 — USC (So.)
Oregon (No.)
1940 — California (So.)
Oregon State (No.)
1941 — USC (So.)
Oregon (No.)
1942 — USC (So.)
Oregon (No.)
1943 — California (So.)
Oregon (No.)
Oregon State (No.)
1944 — UCLA (So.)
Washington State (No.)
1945 — California (So.)
Washington State (No.)
1946 — USC (So.)
Oregon (No.)
1947 — California
1948 — USC
1949 — USC
1950 — Washington State
1951 — USC
1952 — Oregon State
1953 — Stanford
1954 — Oregon
1955 — USC
1956 — Washington State
1957 — California

1958 — USC
1959 — USC
1960 — California (So.)
USC (So.)
Washington State (No.)
1961 — USC (So.)
Washington State (No.)
1962 — USC (So.)
Oregon State (No.)
1963 — USC (So.)
Oregon State (No.)
1964 — USC (So.)
Oregon (No.)
1965 — USC (So.)
Washington State (No.)
1966 — Stanford (So.)
California (So.)
Washington State (No.)
1967 — Stanford
1968 — USC
1969 — UCLA
1970 — USC
1971 — USC
1972 — USC
1973 — USC
1974 — USC
1975 — USC
1976 — UCLA (So.)
Washington State (No.)
1977 — USC
1978 — USC
1979 — UCLA
1980 — Arizona
California
1981 — Arizona State
1982 — Arizona State
1983 — Oregon State (No.)
Stanford (So.)
1984 — Arizona State (So.)
Washington State (No.)
Portland State (No.)
1985 — Stanford (So.)
Washington State (No.)
1986 — UCLA (So.)
Oregon State (No.)
1987 — Stanford (So.)
Washington State (No.)
1988 — Arizona State (So.)
Washington State (No.)
1989 — Arizona (So.)
Washington State (No.)
1990 — Stanford (So.)
Washington State (No.)
1991 — USC (So.)
Washington State (No.)
1992 — Arizona (So.)
Washington (No.)
1993 — Arizona State (So.)
Washington (No.)
1994 — Stanford (So.)
Oregon State (No.)
1995 — USC (So.)
Washington State (No.)
1996 — USC (So.)
Washington (No.)
1997 — Washington
1998 — Washington
1999 — Stanford
2000 — Arizona State
Stanford
UCLA
2001 — USC
2002 — USC
2003 — Stanford
2004 — Stanford

2005 — Oregon State
2006 — Oregon State
2007 — Arizona State
2008 — Arizona State
2009 — Arizona State
2010 — Arizona State
2011 — UCLA
2012 — Arizona
UCLA
2013 — Oregon State
2014 — Oregon State
2015 — UCLA
2016 — Utah
2017 — Oregon State
2018 — Stanford
2019 — UCLA

BASKETBALL

Regular-season champion.
1915-16 — Oregon State
California
1916-17 — Washington State
1918-19 — Oregon
1919-20 — Stanford
1920-21 — Stanford
California
1921-22 — Idaho
1922-23 — Idaho
1923-24 — California
1924-25 — California
1925-26 — California
1926-27 — California
1927-28 — USC
1928-29 — California
1929-30 — USC
1930-31 — Washington
1931-32 — California
1932-33 — Oregon State
1933-34 — Washington
1934-35 — USC
1935-36 — Stanford
1936-37 — Stanford
1937-38 — Stanford
1938-39 — Oregon
1939-40 — USC
1940-41 — Washington State
1941-42 — Stanford
1942-43 — Washington
1943-44 — Washington
California
1944-45 — Oregon
UCLA
1945-46 — California
1946-47 — Oregon State
1947-48 — Washington
1948-49 — Oregon State
1949-50 — UCLA
1950-51 — Washington
1951-52 — UCLA
1952-53 — Washington
1953-54 — USC
1954-55 — Oregon State
1955-56 — UCLA
1956-57 — California
1957-58 — Oregon State
California
1958-59 — California
1959-60 — California
1960-61 — USC
1961-62 — UCLA
1962-63 — Stanford
UCLA
1963-64 — UCLA
1964-65 — UCLA
1965-66 — Oregon State

1966-67 — UCLA
1967-68 — UCLA
1968-69 — UCLA
1969-70 — UCLA
1970-71 — UCLA
1971-72 — UCLA
1972-73 — UCLA
1973-74 — UCLA
1974-75 — UCLA
1975-76 — UCLA
1976-77 — UCLA
1977-78 — UCLA
1978-79 — UCLA
1979-80 — Oregon State
1980-81 — Oregon State
1981-82 — Oregon State
1982-83 — UCLA
1983-84 — Oregon State
Washington
1984-85 — USC
Washington
1985-86 — Arizona
1986-87 — UCLA
1987-88 — Arizona
1988-89 — Arizona
1989-90 — Arizona
Oregon State
1990-91 — Arizona
1991-92 — UCLA
1992-93 — Arizona
1993-94 — Arizona
1994-95 — UCLA
1995-96 — UCLA
1996-97 — UCLA
1997-98 — Arizona
1998-99 — Stanford
1999-00 — Arizona
Stanford
2000-01 — Stanford
2001-02 — Oregon
2002-03 — Arizona
2003-04 — Stanford
2004-05 — Arizona
2005-06 — UCLA
2006-07 — UCLA
2007-08 — UCLA
2008-09 — Washington
2009-10 — California
2010-11 — Arizona
2011-12 — Washington
2012-13 — UCLA
2013-14 — Arizona
2014-15 — Arizona
2015-16 — Oregon
2016-17 — Arizona
Oregon
2017-18 — Arizona
2018-19 — Washington

1982 — Oregon
1983 — Arizona
1984 — Arizona
1985 — Stanford
1986 — Arizona
1987 — Arizona
1988 — Oregon
1989 — Oregon
1990 — Oregon
1991 — Arizona
1992 — Oregon
1993 — Washington
1994 — Washington
1995 — Oregon
1996 — Stanford
1997 — Stanford
1998 — Stanford
1999 — Arizona
2000 — Stanford
2001 — Stanford
2002 — Stanford
2003 — Stanford
2004 — Stanford
2005 — Stanford
2006 — Oregon
2007 — Oregon
2008 — Oregon
2009 — Stanford
2010 — Stanford
2011 — Colorado
2012 — Colorado
2013 — Colorado
2014 — Colorado
2015 — Colorado
2016 — Colorado
2017 — Stanford
2017 — Stanford

FOOTBALL

1916 — Washington
1917 — Washington State
1918 — California
1919 — Washington
Oregon
1920 — California
1921 — California
1922 — California
1923 — California
1924 — Stanford
1925 — Washington
1926 — Stanford
1927 — USC
Stanford
1928 — USC
1929 — USC
1930 — Washington State
1931 — USC
1932 — USC
1933 — Oregon
Stanford
1934 — Stanford
1935 — California
Stanford
UCLA
1936 — Washington
1937 — California
1938 — California
USC
1939 — USC
1940 — Stanford
1941 — Oregon State
1942 — UCLA
1943 — USC
1944 — USC
1945 — USC

CROSS COUNTRY

1957 — Idaho
1958 — USC
1969 — Oregon
1970 — Oregon
1971 — Washington State
1972 — Washington State
1973 — Oregon
1974 — Washington State
1975 — Washington State
1976 — Oregon
1977 — Oregon
1978 — Oregon
1979 — Oregon
1980 — UCLA
1981 — UCLA

ALL-TIME PAC-12 CHAMPIONSHIPS BY SPORT » MEN'S SPORTS

1946 — UCLA
 1947 — USC
 1949 — California
 1948 — Oregon
 California
 1950 — California
 1951 — Stanford
 1952 — USC
 1953 — UCLA
 1954 — UCLA
 1955 — UCLA
 1956 — Oregon State
 1957 — Oregon State
 Oregon
 1958 — California
 1959 — Washington
 USC
 UCLA
 1960 — Washington
 1961 — UCLA
 1962 — USC
 1963 — Washington
 1964 — Oregon State
 USC
 1965 — UCLA
 1966 — USC
 1967 — USC
 1968 — USC
 1969 — USC
 1970 — Stanford
 1971 — Stanford
 1972 — USC
 1973 — USC
 1974 — USC
 1975 — UCLA
 California
 1976 — USC
 1977 — Washington
 1978 — USC
 1979 — USC
 1980 — Washington
 1981 — Washington
 1982 — UCLA
 1983 — UCLA
 1984 — USC
 1985 — UCLA
 1986 — Arizona State
 1987 — USC
 UCLA
 1988 — USC
 1989 — USC
 1990 — Washington
 1991 — Washington
 1992 — Washington
 Stanford
 1993 — UCLA
 Arizona
 USC
 1994 — Oregon
 1995 — USC
 Washington
 1996 — Arizona State
 1997 — Washington State
 UCLA
 1998 — UCLA
 1999 — Stanford
 2000 — Oregon
 Oregon State
 Washington
 2001 — Oregon
 2002 — USC
 Washington State
 2003 — USC
 2004 — USC^
 2005 — USC^

2006 — USC
 California
 2007 — USC
 Arizona State
 2008 — USC
 2009 — Oregon
 2010 — Oregon
 2011 — Oregon
 2012 — Stanford
 2013 — Stanford
 2014 — Oregon
 2015 — Stanford
 2016 — Washington
 2017 — USC
 2018 — Washington

GOLF

1958 — USC
 1959 — Oregon
 1960 — Stanford
 1961 — Washington
 1962 — USC
 1963 — Washington
 1964 — USC
 1965 — USC
 1966 — USC
 1967 — USC
 1968 — Stanford
 1969 — USC
 1970 — Stanford
 1971 — USC
 1972 — USC
 1973 — USC
 1974 — Stanford
 1975 — USC
 1976 — USC (So.)
 Oregon (No.)
 1977 — Stanford (So.)
 Oregon (No.)
 1978 — USC
 1979 — Arizona State
 1980 — USC
 1981 — Arizona State
 1982 — UCLA
 1983 — UCLA
 1984 — USC
 1985 — UCLA
 1986 — USC
 1987 — Arizona
 1988 — Washington
 1989 — Arizona State
 1990 — Arizona State
 1991 — Arizona
 1992 — Stanford
 1993 — Arizona State
 1994 — Stanford
 1995 — Arizona State
 1996 — Arizona State
 1997 — Arizona State
 1998 — Arizona State
 1999 — Arizona State
 2000 — Arizona State
 2001 — USC
 2002 — USC
 2003 — UCLA
 2004 — Arizona
 2005 — Washington
 2006 — UCLA
 2007 — USC
 2008 — Arizona State
 2009 — Washington
 2010 — Washington
 2011 — USC
 2012 — California
 2013 — California
 2014 — Stanford

2015 — Stanford
 2016 — Stanford
 2017 — Oregon
 2018 — USC
 2018 — Stanford

GYMNASTICS

1961 — California
 1962 — California
 USC
 1963 — Washington
 1964 — Washington
 1965 — Washington
 1966 — California
 1967 — UCLA
 1968 — California
 1969 — California
 1970 — California
 1971 — California
 1972 — California
 1973 — California
 1974 — California
 1975 — California
 1976 — California
 1977 — Oregon
 1978 — Oregon
 1979 — Oregon
 1980 — Oregon
 1981 — UCLA
 1982 — UCLA
 1983 — UCLA
 1984 — UCLA
 1985 — Arizona State
 1986 — UCLA
 1987 — California
 1988 — UCLA
 1989 — UCLA
 1990 — Stanford
 1991 — UCLA
 1992 — Stanford

ROWING

1960 — California
 1961 — Washington
 1962 — Washington
 1963 — Washington
 1964 — California
 1965 — Washington
 1966 — Washington
 1967 — UCLA
 1968 — Washington
 1969 — Washington
 1970 — UCLA
 1971 — Washington
 1972 — Washington
 1973 — Washington
 1974 — Washington
 1975 — Washington
 1976 — Washington
 1977 — Washington
 1978 — Washington
 1979 — California
 1980 — Washington
 1981 — Washington
 1982 — California
 1983 — Washington
 1984 — Washington
 1985 — Washington
 1986 — California
 1987 — UCLA
 1988 — UCLA
 1989 — UCLA
 1990 — Washington
 1991 — Washington
 1992 — Washington
 1993 — Washington

1994 — California
 1995 — Washington
 1996 — Washington
 1997 — Washington
 1998 — California
 1999 — California
 2000 — California
 2001 — California
 2002 — California
 2003 — California
 2004 — Washington
 2005 — California
 2006 — California
 2007 — Washington
 2008 — Washington
 2009 — California
 2010 — Washington
 2011 — Washington
 2012 — Washington
 2013 — Washington
 2014 — Washington
 2015 — Washington
 2016 — California
 2017 — Washington
 2018 — Washington
 2019 — Washington

SOCCER

2000 — Washington
 2001 — Stanford
 2002 — UCLA
 2003 — UCLA
 2004 — UCLA
 2005 — UCLA
 2006 — California
 2007 — California
 2008 — UCLA
 2009 — UCLA
 2010 — California
 2011 — UCLA
 2012 — UCLA
 2013 — Washington
 2014 — Stanford
 2015 — Stanford
 2016 — Stanford
 2017 — Stanford
 2018 — Stanford

SWIMMING

1928 — USC
 1929 — Stanford
 1930 — Stanford
 1931 — Stanford
 1932 — Stanford
 1933 — Stanford
 1934 — Washington
 1935 — USC (So.)
 Oregon (No.)
 1936 — USC (So.)
 Oregon (No.)
 1937 — Stanford (So.)
 Oregon (No.)
 1938 — Stanford (So.)
 Oregon State (No.)
 1939 — USC (So.)
 Washington (No.)
 1940 — USC (So.)
 Washington (No.)
 1941 — California (So.)
 Washington (No.)
 1942 — USC (So.)
 Oregon (No.)
 1943 — Washington
 1946 — Stanford (So.)
 Washington (No.)

1947 — Stanford (So.)
 Washington (No.)
 1948 — Stanford (So.)
 Washington (No.)
 1949 — USC (So.)
 Washington (No.)
 1950 — Stanford (So.)
 Washington State (No.)
 1951 — Stanford (So.)
 Washington (No.)
 1952 — Stanford (So.)
 Washington (No.)
 1953 — Stanford (So.)
 Washington (No.)
 1954 — Stanford (So.)
 Washington (No.)
 1955 — Stanford (So.)
 Washington (No.)
 1956 — Stanford (So.)
 Washington (No.)
 1957 — Stanford (So.)
 Oregon State (No.)
 1958 — Stanford (So.)
 Washington (No.)
 1959 — Stanford (So.)
 Washington (No.)
 1961 — USC
 1962 — USC
 1963 — USC
 1964 — USC
 1965 — USC
 1966 — USC
 1967 — USC
 1968 — USC
 1969 — USC
 1970 — UCLA
 1971 — UCLA
 1972 — USC
 1973 — USC
 1974 — USC
 1975 — USC
 1976 — USC (So.)
 Washington (No.)
 1977 — USC (So.)
 Washington (No.)
 1978 — USC (So.)
 Washington (No.)
 1979 — USC
 1980 — California
 1981 — California
 1982 — Stanford
 1983 — Stanford
 1984 — Stanford
 1985 — Stanford
 1986 — Stanford
 1987 — Stanford
 1988 — Stanford
 1989 — Stanford
 1990 — Stanford
 1991 — Stanford
 1992 — Stanford
 1993 — Stanford
 1994 — Stanford
 1995 — Stanford
 1996 — Stanford
 1997 — Stanford
 1998 — Stanford
 1999 — Stanford
 2000 — Stanford
 2001 — Stanford
 2002 — Stanford
 2003 — Stanford
 2004 — Stanford
 2005 — Stanford
 2006 — Stanford
 2007 — Stanford



ALL-TIME PAC-12 CHAMPIONSHIPS BY SPORT » MEN'S SPORTS

2008 — Stanford
2009 — Stanford
2010 — Stanford
2011 — Stanford
2012 — Stanford
2013 — California
2014 — California
2015 — USC
2016 — Stanford
2017 — Stanford
2018 — California
2019 — California

TENNIS

1928 — Stanford
1929 — Stanford
1930 — California
1931 — Stanford
1932 — UCLA
1933 — California
1934 — USC
1935 — Stanford
1936 — USC
1937 — California
1938 — USC (So.)
1939 — California (So.)
1940 — USC (So.)
1941 — USC (So.)
1942 — Stanford (So.)
1943 — USC (So.)
1944 — USC
1945 — UCLA
1946 — USC (So.)
1947 — UCLA (So.)
1948 — UCLA (So.)
1949 — UCLA (So.)
1950 — USC (So.)
1951 — UCLA (So.)
1952 — California (So.)
1953 — California (So.)
1954 — UCLA (So.)
1955 — USC (So.)
1956 — UCLA (So.)
1957 — UCLA (So.)
1958 — UCLA
1959 — UCLA
1960 — UCLA
1961 — UCLA
1962 — USC
1963 — USC
1964 — USC
1965 — UCLA

1966 — USC
1967 — USC
1968 — USC
1969 — UCLA
1970 — UCLA
1971 — UCLA
1972 — Stanford
1973 — UCLA
1974 — Stanford
1975 — UCLA
1976 — UCLA (So.)
1977 — UCLA (So.)
1978 — Washington (No.)
1979 — Stanford (So.)
1980 — Stanford (So.)
1981 — UCLA (So.)
1982 — UCLA (So.)
1983 — Stanford (So.)
1984 — USC (So.)
1985 — UCLA (So.)
1986 — UCLA (So.)
1987 — USC (So.)
1988 — Stanford (So.)
1989 — UCLA (So.)
1990 — UCLA (So.)
1991 — USC (So.)
1992 — USC (So.)
1993 — USC (So.)
1994 — USC (So.)
1995 — Stanford (So.)
1996 — UCLA (So.)
1997 — Stanford (So.)
1998 — Stanford
1999 — Stanford
2000 — Stanford
2001 — Stanford
2002 — UCLA
2003 — Stanford
2004 — UCLA
2005 — UCLA
2006 — Stanford
2007 — UCLA
2008 — USC
2009 — UCLA
2010 — Stanford
2011 — USC
2012 — USC
2013 — UCLA

2014 — USC
2015 — Stanford
2016 — Stanford
2017 — UCLA
2018 — UCLA
2019 — UCLA
TRACK & FIELD
1919 — California
1920 — California
1921 — Washington
1922 — Washington
1923 — California
1924 — Oregon
1925 — Stanford
1926 — Stanford
1927 — Stanford
1928 — Washington
1929 — USC
1930 — USC (So.)
1931 — USC (So.)
1932 — USC (So.)
1933 — Washington State
1934 — Oregon
1935 — USC (So.)
1936 — USC
1937 — USC
1938 — USC
1939 — USC
1940 — USC
1941 — USC
1942 — USC
1943 — Washington
1944 — USC
1945 — USC
1946 — Oregon State
1947 — Washington
1948 — USC
1949 — USC
1950 — USC
1951 — USC
1952 — USC
1953 — USC
1954 — USC
1955 — USC
1956 — UCLA
1957 — USC
1958 — USC
1959 — USC
1960 — USC
1961 — USC
1962 — USC
1963 — USC
1964 — USC
1965 — Oregon
1966 — UCLA
1967 — Oregon
1968 — USC
1969 — UCLA
1970 — UCLA
1971 — UCLA
1972 — USC
1973 — UCLA
1974 — USC
1975 — USC
1976 — USC
1977 — USC
1978 — USC
1979 — Oregon
1980 — UCLA
1981 — Arizona State

1982 — UCLA
1983 — Washington State
1984 — Washington State
1985 — Washington State
1986 — Oregon
1987 — UCLA
1988 — UCLA
1989 — UCLA
1990 — Oregon
1991 — Washington State
1992 — UCLA
1993 — UCLA
1994 — UCLA
1995 — UCLA
1996 — UCLA
1997 — USC
1998 — UCLA
1999 — USC
2000 — USC
2001 — Stanford
2002 — Stanford
2003 — Oregon
2004 — UCLA
2005 — Oregon
2006 — USC
2007 — Oregon
2008 — Oregon
2009 — Oregon
2010 — Oregon
2011 — Oregon
2012 — Oregon
2013 — Oregon
2014 — Oregon
2015 — Oregon
2016 — Oregon
2017 — Oregon
2018 — Oregon
2019 — Oregon
WATER POLO
1960 — California
1961 — California
1962 — USC
1963 — USC
1964 — USC
1965 — UCLA
1966 — UCLA
1967 — UCLA
1968 — UCLA
1969 — UCLA
1970 — UCLA
1971 — UCLA
1972 — UCLA
1973 — California
1974 — UCLA
1975 — California
1976 — Stanford
1977 — Stanford
1978 — Stanford
1979 — California
1980 — Stanford
1981 — Stanford
1982 — Stanford
1983 — California
1984 — Stanford
1985 — Stanford
1986 — Stanford
1987 — California
1988 — California
1989 — California

1990 — California
1991 — California
1992 — California

WRESTLING

1963 — Washington State
1964 — UCLA
1965 — Oregon State
1966 — Oregon State
1967 — Oregon State
1968 — Oregon State
1969 — Oregon State
1970 — Oregon State
1971 — Washington
1972 — Washington
1973 — Oregon State
1974 — Washington
1975 — Oregon
1976 — Oregon State
1977 — Oregon State
1978 — Oregon State
1979 — Oregon State
1980 — Arizona State
1981 — Oregon
1982 — Oregon
1983 — Oregon State
1984 — Oregon State
1985 — Arizona State
1986 — Arizona State
1987 — Arizona State
1988 — Arizona State
1989 — Arizona State
1990 — Arizona State
1991 — Arizona State
1992 — Oregon State
1993 — Arizona State
1994 — Oregon State
1995 — Arizona State
1996 — Cal State Bakersfield
1997 — Arizona State
1998 — Arizona State
1999 — Boise State
2000 — Boise State
2001 — Arizona State
2002 — Boise State
2003 — Arizona State
2004 — Boise State
2005 — Arizona State
2006 — Arizona State
2007 — Oregon State
2008 — Boise State
2009 — Boise State
2010 — Oregon State
2011 — Boise State
2012 — Oregon State
2013 — Oregon State
2014 — Oregon State
2015 — Oregon State
2016 — Oregon State
2017 — Arizona State
2018 — Arizona State
2019 — Stanford

ALL-TIME PAC-12 CHAMPIONSHIPS BY SPORT » WOMEN'S SPORTS

BASKETBALL

1986-87 — USC
 1987-88 — Washington
 1988-89 — Stanford
 1989-90 — Stanford
 Washington
 1990-91 — Stanford
 1991-92 — Stanford
 1992-93 — Stanford
 1993-94 — USC
 1994-95 — Stanford
 1995-96 — Stanford
 1996-97 — Stanford
 1997-98 — Stanford
 1998-99 — UCLA
 Oregon
 1999-00 — Oregon
 2000-01 — Arizona State
 Stanford
 Washington
 2001-02 — Stanford
 2002-03 — Stanford
 2003-04 — Arizona
 Stanford
 2004-05 — Stanford
 2005-06 — Stanford
 2006-07 — Stanford
 2007-08 — Stanford
 2008-09 — Stanford
 2009-10 — Stanford
 2010-11 — Stanford
 2011-12 — Stanford
 2012-13 — California
 Stanford
 2013-14 — Stanford
 2014-15 — Oregon State
 2015-16 — Arizona State
 Oregon State
 2016-17 — Oregon State
 2017-18 — Oregon
 2018-19 — Oregon

BEACH VOLLEYBALL

2016 — USC
 2017 — USC
 2018 — UCLA
 2019 — UCLA

CROSS COUNTRY

1986 — Oregon
 1987 — Oregon
 1988 — Oregon
 1989 — Washington
 1990 — Oregon
 1991 — Oregon
 1992 — Oregon
 1993 — Stanford
 1994 — Stanford
 1995 — Oregon
 1996 — Stanford
 1997 — Stanford
 1998 — Stanford
 1999 — Stanford
 2000 — Stanford
 2001 — Stanford
 2002 — Stanford
 2003 — Stanford
 2004 — Stanford
 2005 — Stanford
 2006 — Stanford
 2007 — Stanford
 2008 — Washington
 2009 — Washington
 2010 — Stanford
 2011 — Colorado
 2012 — Oregon
 2013 — Arizona
 2014 — Oregon

2015 — Colorado
 2016 — Colorado
 2017 — Colorado
 2018 — Oregon

GOLF

1987 — Arizona State
 1988 — Arizona State
 1989 — USC
 1990 — UCLA
 1991 — UCLA
 1992 — Arizona
 1993 — Arizona State
 1994 — Arizona State
 1995 — Arizona State
 1996 — Arizona State
 1997 — Arizona
 1998 — Arizona
 1999 — Stanford
 2000 — Arizona
 2001 — Arizona
 2002 — Arizona
 2003 — California
 2004 — UCLA
 2005 — UCLA
 2006 — UCLA
 2007 — Arizona State
 2008 — USC
 2009 — Arizona State
 2010 — Arizona
 2011 — USC
 2012 — California
 2013 — USC
 2014 — Stanford
 2015 — Arizona
 2016 — USC
 2017 — UCLA
 2018 — UCLA
 2019 — USC

GYMNASTICS

1987 — UCLA
 1988 — UCLA
 1989 — UCLA
 1990 — UCLA
 1991 — Oregon State
 1992 — Oregon State
 1993 — UCLA
 1994 — Oregon State
 1995 — UCLA
 1996 — Oregon State
 1997 — UCLA
 1998 — Stanford
 1999 — UCLA
 2000 — UCLA
 2001 — Stanford
 2002 — UCLA
 2003 — UCLA
 2004 — Stanford
 2005 — UCLA
 2006 — Stanford
 2007 — UCLA
 2008 — Stanford
 2009 — UCLA
 2010 — UCLA
 2011 — Oregon State
 2012 — UCLA
 2013 — Oregon State
 2014 — Utah
 2015 — Utah
 2016 — UCLA
 2017 — Utah
 2018 — UCLA
 2019 — UCLA

ROWING

1987 — Washington
 1988 — Washington
 1989 — Washington
 1990 — UCLA
 1991 — UCLA
 1992 — Washington
 1993 — Washington
 1994 — California
 1995 — Washington
 1996 — Washington
 1997 — Washington
 1998 — Washington
 1999 — Washington
 2000 — Washington
 2001 — Washington
 2002 — Washington
 2003 — Washington
 2004 — California
 2005 — California
 2006 — California
 2007 — USC
 2008 — California
 2009 — California
 2010 — California
 2011 — California
 2012 — California
 2013 — California
 2014 — Stanford
 2015 — California
 2016 — California
 2017 — Washington
 2018 — Washington
 2019 — Washington

SOCCER

1993 — Stanford
 1994 — None
 1995 — Stanford
 1996 — Stanford
 1997 — UCLA
 1998 — UCLA
 USC
 California
 1999 — Stanford
 2000 — Washington
 2001 — UCLA
 2002 — Stanford
 2003 — UCLA
 2004 — UCLA
 2005 — UCLA
 2006 — UCLA
 2007 — UCLA
 2008 — UCLA
 2009 — Stanford
 2010 — Stanford
 2011 — Stanford
 2012 — Stanford
 2013 — UCLA
 2014 — UCLA
 2015 — Stanford
 2016 — Stanford
 2017 — Stanford
 2018 — Stanford

SOFTBALL

1987 — California
 1988 — UCLA
 1989 — UCLA
 1990 — UCLA
 1991 — UCLA
 1992 — Arizona
 1993 — UCLA
 1994 — Arizona
 1995 — Arizona
 1996 — Washington
 1997 — Arizona
 1998 — Arizona
 1999 — UCLA
 2000 — Washington
 2001 — Arizona
 2002 — UCLA
 2003 — Arizona
 2004 — Arizona
 2005 — Arizona
 California
 Oregon State
 Stanford
 2006 — UCLA
 2007 — Arizona
 2008 — Arizona State
 2009 — UCLA
 2010 — Washington
 2011 — Arizona State
 2012 — California
 2013 — Oregon
 2014 — Oregon
 2015 — Oregon
 2016 — Oregon
 2017 — Arizona
 2018 — Oregon
 2019 — UCLA
 Washington

SWIMMING

1987 — Stanford
 1988 — Stanford
 1989 — Stanford
 1990 — Stanford
 1991 — Stanford
 1992 — Stanford
 1993 — Stanford
 1994 — Stanford
 1995 — Stanford
 1996 — Stanford
 1997 — Stanford
 1998 — Stanford
 1999 — Stanford
 2000 — Arizona
 2001 — UCLA
 2002 — Stanford
 2003 — UCLA
 2004 — Stanford
 2005 — Stanford
 2006 — Arizona
 2007 — Arizona
 2008 — Arizona
 2009 — California
 2010 — Stanford
 2011 — Stanford
 2012 — California
 2013 — Stanford
 2014 — California
 2015 — California
 2016 — USC
 2017 — Stanford
 2018 — Stanford
 2019 — Stanford

TENNIS

1987 — California (So.)
 Washington (No.)
 1988 — Stanford (So.)
 Washington (No.)
 1989 — Stanford (So.)
 Washington (No.)
 1990 — Stanford (So.)
 Washington (No.)
 1991 — Stanford (So.)
 Washington (No.)
 1992 — Stanford (So.)
 Washington (No.)
 1993 — Stanford (So.)
 Washington (No.)
 1994 — Stanford (So.)
 Washington (No.)
 1995 — Stanford (So.)
 Washington State (No.)
 1996 — Stanford (So.)
 Washington State (No.)
 1997 — Stanford (So.)
 Washington (No.)
 1998 — Stanford
 1999 — Stanford
 2000 — Stanford
 2001 — Stanford
 2002 — Stanford
 2003 — Stanford
 2004 — Stanford
 2005 — Stanford
 2006 — Stanford
 2007 — Stanford
 2008 — Stanford
 UCLA
 2009 — USC
 2010 — Stanford
 2011 — Stanford
 2012 — Stanford
 USC
 2013 — USC
 2014 — California
 2015 — USC
 2016 — UCLA
 2017 — Stanford
 2018 — Stanford
 2019 — Stanford



ALL-TIME PAC-12 CHAMPIONSHIPS BY SPORT » WOMEN'S SPORTS

TRACK & FIELD

- 1987 — UCLA
- 1988 — UCLA
- 1989 — UCLA
- 1990 — UCLA
- 1991 — Oregon
- 1992 — Oregon
- 1993 — UCLA
- 1994 — UCLA
- 1995 — UCLA
- 1996 — USC
- 1997 — UCLA
- 1998 — UCLA
- 1999 — UCLA
- 2000 — UCLA
- 2001 — UCLA
- 2002 — UCLA
- 2003 — UCLA
- 2004 — UCLA
- 2005 — Stanford
- 2006 — Arizona State
- 2007 — Arizona State
- 2008 — Arizona State
- 2009 — Oregon
- 2010 — Oregon
- 2011 — Oregon
- 2012 — Oregon
- 2013 — Oregon
- 2014 — Oregon
- 2015 — Oregon
- 2016 — Oregon
- 2017 — Oregon
- 2018 — USC
- 2019 — USC

VOLLEYBALL

- 1986 — UCLA
- 1987 — Stanford
- 1988 — UCLA
- 1989 — UCLA
- 1990 — UCLA
- 1991 — Stanford
- 1992 — UCLA
- 1993 — UCLA
- 1994 — Stanford
- 1995 — Stanford
- 1996 — Stanford
- 1997 — Stanford
- 1998 — Stanford
- 1999 — Stanford
- 2000 — Arizona
USC
- 2001 — Stanford
- 2002 — USC
- 2003 — USC
- 2004 — Washington
- 2005 — Washington
- 2006 — Stanford
- 2007 — Stanford
- 2008 — Stanford
- 2009 — Stanford
- 2010 — California
Stanford
- 2011 — USC
- 2012 — Stanford
- 2013 — Washington
- 2014 — Stanford
- 2015 — USC
Washington
- 2016 — Washington
- 2017 — Stanford
- 2018 — Stanford



2 0 1 9 - 2 0 2 0 CHAMPIONSHIP EVENTS

(M+W) CROSS COUNTRY

ASH CREEK PRESERVE
MONMOUTH, OR
NOVEMBER 1, 2019
HOST: OREGON STATE

FOOTBALL

LEVI'S® STADIUM
SANTA CLARA, CA
DECEMBER 6, 2019
HOST: PAC-12

(W) SWIMMING // (M+W) DIVING

**WEYERHAEUSER KING COUNTY
AQUATIC CENTER**
FEDERAL WAY, WA
FEBRUARY 26-29, 2020
HOST: PAC-12

(M) SWIMMING

**WEYERHAEUSER KING COUNTY
AQUATIC CENTER**
FEDERAL WAY, WA
MARCH 4-7, 2020
HOST: PAC-12

(W) BASKETBALL

MANDALAY BAY EVENTS CENTER
LAS VEGAS, NV
MARCH 5-8, 2020
HOST: PAC-12

WRESTLING

MAPLES PAVILION
STANFORD, CA
MARCH 7, 2020
HOST: STANFORD

(M) BASKETBALL

T-MOBILE ARENA
LAS VEGAS, NV
MARCH 11-14, 2020
HOST: PAC-12

(W) GYMNASTICS

MAVERIK CENTER
WEST VALLEY CITY, UT
MARCH 21, 2020
HOST: PAC-12

(M+W) TENNIS

**LIBBEY PARK /
OJAI VALLEY ATHLETIC CLUB**
OJAI, CA
APRIL 22-25, 2020
HOST: PAC-12

BEACH VOLLEYBALL

MAPES BEACH
LOS ANGELES, CA
APRIL 23-25, 2020
HOST: UCLA

(W) LACROSSE

LAIRD Q CAGAN FIELD
STANFORD, CA
APRIL 23-26, 2020
HOST: STANFORD

(W) GOLF

STANFORD GOLF COURSE
STANFORD, CA
APRIL 24-26, 2020
HOST: STANFORD

(M) GOLF

SEATTLE GOLF CLUB
SEATTLE, WA
APRIL 27-29, 2020
HOST: WASHINGTON

(M+W) TRACK & FIELD

CORVALLIS, OR - WHYTE TRACK & FIELD CENTER
MAY 9-10, 2020 (COMBINED EVENTS)
EUGENE, OR - HAYWARD FIELD
MAY 16-17, 2020
HOST: OREGON

(M+W) ROWING

SACRAMENTO STATE AQUATIC CENTER
GOLD RIVER, CA
MAY 17, 2020
HOST: PAC-12

C O N F E R E N C E O F C H A M P I O N S

