



PAC-12
CONFERENCE



2018–19 MEN'S BASKETBALL MEDIA GUIDE

THE PAC-12 CONFERENCE IS DEDICATED TO DEVELOPING THE NEXT GENERATION OF LEADERS BY CHAMPIONING EXCELLENCE IN ACADEMICS, ATHLETICS, AND THE WELL-BEING OF OUR STUDENT-ATHLETES.



PAC-12
CONFERENCE



PAC-12
CONFERENCE

#PAC12HOOPS



**BASKETBALL
TOURNAMENT**

LAS VEGAS

presented by



MARCH 13–16, 2019

T-MOBILE ARENA // LAS VEGAS

PAC-12.COM/TICKETS

WELCOME!

On behalf of our student-athletes, coaches, and everyone at the Conference and our 12 extraordinary universities, welcome to the Pac-12 Conference for the 2018-2019 academic year.



LARRY SCOTT
PAC-12 COMMISSIONER

This year, we expect to continue our tradition as the Conference of Champions, a tradition that was upheld yet again in 2017-18 when our Conference brought home 12 NCAA championships, more than twice as many as the next Conference. We have led the nation in NCAA titles for 13 straight years, 17 of the last 18 years, and 52 of the past 58 years. And our success extends across a wide spectrum of sports. Indeed, nine of the past year's titles were in women's sports.

Our commitment to that broad range of sports will once again be reflected in the exposure we provide our student-athletes. This coming year, Pac-12 Networks will broadcast and live stream more games, including more women's and Olympic sports events, than any other Conference network. I think you'll find a wealth of great stories about our teams and our individual student-athletes, not only on the field and court, but also in the classroom and the community. Our member universities are committed not only to athletic excellence but much more importantly, to academic achievement and education of the whole person.

This year, once again, the Pac-12 Football Championship Game will be held at Levi's Stadium, home of the San Francisco 49ers. This year, that venue takes on added luster, as it will be the site of the championship game in the College Football Playoff. In the spring, the Pac-12 Men's Basketball Tournament will return to Las Vegas, where for the first time it will be joined by the Pac-12 Women's Basketball Tournament – a great setting for thrilling events and wonderful memories for our student-athletes, coaches, and fans.

Leadership is important to the Pac-12 off the field as well, from unique initiatives in environmental sustainability, to groundbreaking research in student-athlete health and safety. As part of the Pac-12 Student-Athlete Health and Well-Being Initiative, we have formed a task force of leading doctors on our campuses in the area of mental health to advance best practices, conduct and apply important research, and serve as a collective resource to all the college athletics administrators who are caring for our student-athletes every day. We are addressing brain injury by funding research as part of a Brain Trauma Task Force of doctors and researchers on our campuses, employing new technologies across our athletic programs, and taking a leading role in the CARE consortium – the largest concussion study in history.

We see an exciting and limitless future that extends around the world. Our Pac-12 Global initiative continues to grow. This year's Pac-12 China Game will feature California vs. Yale, and our athletic, academic, and cultural programs will extend from Cuba to Australia and beyond.

The world of college athletics, and the media environment that has become such an important component of it, continue to change at an almost dizzying pace. At the same time, new technologies like virtual reality – which we are partnering on with Google -- provide opportunities to enjoy sports in entirely new ways.

Wherever these trends lead, I am confident that the Pac-12 will remain in the forefront -- bold and Western in spirit, committed to innovation and excellence, on and off the field. Always, the Conference of Champions.

Sincerely,

A handwritten signature in blue ink, appearing to read 'Larry Scott'. The signature is fluid and cursive, written over a white background with a yellow decorative bar above and below it.

Commissioner Larry Scott

ARIZONA

McKale Center
1 National Championship Drive
Tucson, AZ 85721
www.arizonawildcats.com
Head Coach: Sean Miller Office: (520) 621-2430
Basketball SID: Daniel Berk email: dberk@email.arizona.edu
Office/Cell: (520) 621-1814/(314) 363-3842
Press Row: (520) 621-4334

Twitter: @APlayersProgram

ARIZONA STATE

Carson Student-Athlete Center
500 East Veteran's Way
Tempe, AZ 85287
www.thesundevils.com
Head Coach: Bobby Hurley Office: (480) 965-9885
Basketball SID: Doug Tammaro email: tammaro@asu.edu
Office/Cell: (480) 965-5799/(480) 734-7795
Press Row: (480) 965-7274/4778

Twitter: @SunDevilHoops

CALIFORNIA

349 Haas Pavilion
Berkeley, CA 94720
www.calbears.com
Head Coach: Wyking Jones Office: (510) 642-0361
Basketball SID: Mara Rudolph email: marar@berkeley.edu
Office/Cell: (510) 643-5846/(510) 384-6574
Press Row: (510) 642-3098

Twitter: @CalMBB

COLORADO

378 UCB
Boulder, CO 80309
www.cubuffs.com
Head Coach: Tad Boyle Office: (303) 492-6877
Basketball SID: Troy Andre email: troy.andre@colorado.edu
Office/Cell: (303) 492-4672/(303) 903-3654
Press Row: (303) 492-1552

Twitter: @CUBuffsMBB

OREGON

2727 Leo Harris Parkway
Eugene, OR 97401
www.goducks.com
Head Coach: Dana Altman Office: (541) 346-4346
Basketball SID: Greg Walker email: gswalker@uoregon.edu
Office/Cell: (541) 346-2252/(541) 954-8775
Press Row: (541) 346-4497

Twitter: @OregonMBB

OREGON STATE

209 Gill Coliseum
Corvallis, OR 97331
www.osubeavers.com
Head Coach: Wayne Tinkle Office: (541) 737-2076
Basketball SID: Shawn Schoeffler email: shawn.schoeffler@oregonstate.edu
Office/Cell: (541) 737-8898/(541) 231-1430
Press Row: (541) 737-3020

Twitter: @BeaverMBB

STANFORD

Arrillaga Family Sports Center
Stanford, CA 94305
www.gostanford.com
Head Coach: Jerod Haase Office: (650) 723-0562
Basketball SID: Doug Drabik email: ddrabik@stanford.edu
Office/Cell: (650) 683-5528
Press Row: (650) 200-9513

Twitter: @StanfordMBB

UCLA

Morgan Center
325 Westwood Plaza
Los Angeles, CA 90024
www.uclabruins.com
Head Coach: Steve Alford Office: (310) 206-6276
Basketball SID: Alex Timiraos email: atimiraos@athletics.ucla.edu
Office/Cell: (310) 206-0524/(310) 847-9231
Press Row: (310) 825-1899

Twitter: @UCLAMBB

USC

Heritage Hall 103
Los Angeles, CA 90089-0602
www.usctrojans.com
Head Coach: Andy Enfield Office: (213) 740-3815
Basketball SID: David Tuttle email: davidtut@usc.edu
Office/Cell: (213) 740-3806/(213) 725-3102
Press Row: (213) 740-3900

Twitter: @usc_hoops

UTAH

1825 E. South Campus Drive
Salt Lake City, UT 84112
www.utahutes.com
Head Coach: Larry Krystkowiak Office: (801) 581-5451
Basketball SID: Dameon Myres email: dmyres@huntsman.utah.edu
Office/Cell: (801) 587-7298/(801) 201-4834
Press Row: (801) 581-6657

Twitter: @UtahMBB

WASHINGTON

202 Graves Building
Seattle, WA 98195
www.gohuskies.com
Head Coach: Mike Hopkins Office: (206) 543-2210
Basketball SID: Ashley Walker email: awalker1@uw.edu
Office/Cell: (206) 240-3899
Press Row: (206) 543-2230

Twitter: @UW_MBB

WASHINGTON STATE

Bohler Athletic Complex, Room 195
Pullman, WA 99164-1610
www.wsucougars.com
Head Coach: Ernie Kent Office: (509) 335-0240
Basketball SID: Jessica Holmes email: jessica.holmes@wsu.edu
Office/Cell: (509) 335-0255/(509) 781-0550
Press Row: (509) 335-4940

Twitter: @WSUMensHoops

PAC-12 CONFERENCE

360 3rd Street, 3rd Floor, San Francisco, CA 94107
Phone/Fax: (415) 580-4200/(415) 549-2829
Website: www.pac-12.com

Communications Department

Danette Leighton, Chief Marketing Officer dleighton@pac-12.org
Dave Hirsch, Vice President, Communications dhirsch@pac-12.org
Andrew Walker, Vice President, Public Affairs awalker@pac-12.org
Natalia Ciccone, Assistant Commissioner, Communications nciccone@pac-12.org
Jesse Hooker, Director, Communications (men's basketball contact) jhooker@pac-12.org/Cell: (607) 329-3925
Josh Ishoo, Director, Public Affairs jishoo@pac-12.org
Carly Fasciglione, Communications Fellow (men's basketball asst.) cfasciglione@pac-12.org
Heather Ward, Communications Fellow hward@pac-12.org
Wendy Heredia, Marketing & Communications Senior Administrative Assistant wheredia@pac-12.org

PAC-12 CONFERENCE

360 3rd Street, 3rd Floor
 San Francisco, CA 94107
 Office: (415) 580-4200
 www.pac-12.com // @pac12

Commissioner: Lawrence G. Scott
Deputy Commissioner/Chief Operating Officer: Jamie Zaninovich
General Counsel, Senior Vice President of Business Affairs: Woodie Dixon
Chief Marketing Officer: Danette Leighton
Chief Financial Officer: Brent Willman
Chief of Staff: Erik Hardenbergh
Senior Associate Commissioner, Sports Management & Institutional Services/Senior Woman Administrator: Teresa Gould
Associate Commissioner, Governance: Ron Barker
Associate Commissioner, Sports Management: Chris Dawson
Associate Commissioner, Sports Management and Championships: Chris Grant
Associate Commissioner, Television: Duane Lindberg
Associate Commissioner, Compliance: Erik Price
Associate Commissioner, Governance: Tammy Newman
Vice President, Officiating: David Coleman
Vice President, Communications: David Hirsch
Vice President, Operations: Will Hunter
Vice President, Human Resources: Anna Roberts
Vice President, Marketing: Heather Vaughan
Vice President, Public Affairs & Head of Communications: Andrew Walker
Vice President, International: Carter Westfall
Assistant Commissioner, Communications: Natalia Ciccone
Assistant Commissioner, Compliance: Chris Merino
Assistant Commissioner, Basketball Operations & Sports Administration: Drew Seidenberger
Assistant Commissioner, Sports Management and Championships: Cheryl Wong
Controller: Shannon Ward
Director, Communications: Jesse Hooker
Director, Public Affairs: Josh Ishoo
Director, Video Operations: Mike Ortiz
Assistant Director, Sports Management and Championships: Sean Harris
Senior Manager, Marketing & Event Management: Noveen Moinpour
Manager, Business Operations: Michael Brady
Manager, Ticket Sales: Tyler Jahnke
Manager, Operations: Dave Lucero
Manager, International: Michelle Zhang
Coordinator, Officiating & Sports Management: Jamie Alfieri
Coordinator, Video Operations: Mike Hornick
Graphic Designer: Theo Mendoza
Accounts Payable Specialist: Cecile Catig
Sports Management Fellows: Audrey Mayer, Juwaan Williams
Communications Fellows: Carly Fasciglione, Heather Ward
Executive Assistant to the Commissioner: In Ja Halcomb
Senior Administrative Assistant: Wendy Heredia
Administrative Assistants: Meghan Cesnik, Stephanie Toovey

MEN'S BASKETBALL ADMINISTRATION

Deputy Commissioner/Chief Operating Officer/Men's Basketball: Jamie Zaninovich
Coordinator of Men's Basketball Officiating: Bobby Dibler
Pac-12 Men's Basketball Tournament - Game Operations: Will Hunter
Pac-12 Men's Basketball Tournament - Media Operations: Jesse Hooker

COMMUNICATIONS STAFF

Vice President, Communications: David Hirsch dhirsch@pac-12.org
Assistant Commissioner, Communications: Natalia Ciccone nciccone@pac-12.org
Director, Communications (Men's Basketball Contact): Jesse Hooker jhooker@pac-12.org
Senior Administrative Assistant, Communications: Wendy Heredia wheredia@pac-12.org
Communications Fellow: Carly Fasciglione (Men's Basketball Asst.) cfasciglione@pac-12.org
Communications Fellow: Heather Ward hward@pac-12.org

CREDITS: The 2018-19 Pac-12 Conference Men's Basketball Media Guide has been produced by the Pac-12 Communications Department. Written by Dave Hirsch, Jesse Hooker and Carly Fasciglione. Layout by Natalia Ciccone. Contributions from SID offices of Pac-12 institutions. Prepared entirely in-house with desktop publishing applications. Photos provided by Pac-12 institutions (contact institution for credit). This guide is available online at www.pac-12.com.

TABLE OF CONTENTS


PAC-12 CONFERENCE
 Conference of Champions4-5

THE 2017-2018 SEASON
 Pac-12 Notebook7-10
 Pac-12 Composite Schedule 11-13
 2018 NCAA Schedule 13
 Pac-12 Basketball..... 14
 Team Previews.....15-39
 2018 NCAA Tournament Bracket 40

2016-2017 IN REVIEW
 Standings/Notes/Honors42-43
 Pac-12 Tournament Results44-45
 Overall/Conference Statistics46-53
 Postseason Results 54

2018 PAC-12 TOURNAMENT
 Notes/Bracket.....55-57
 History/Records/Hall of Honor57-68

PAC-12 HISTORY & RECORDS
 Yearly Standings.....69-78
 Team vs. Team Results.....79-93
 Final National Polls94-95
 Team vs. Team in Rankings.....96-97
 NCAA/NIT/CBI History.....98-108
 Yearly Team Leaders110-113
 Yearly Individual Leaders.....114-117
 Team/Individual Records.....118-119
 Career Leaders.....120-122
 Season/Game Bests123-125
 Coaching Records126-127
 Conference Honors128-140
 National Honors141-142
 NBA Draft History143-144
 Pac-12 Conference Staff146-150
 Pac-12 and NCAA Championships...151-158
 Notes..... 159



T-Mobile Arena - site of the Pac-12 Tournament

BUILT ON A FIRM FOUNDATION of academic excellence and superior athletic performance, the Pac-12 Conference renewed its undisputed claim as the Conference of Champions® in 2017-18. Beyond the courts and fields, the Pac-12's accomplishments extend into the classrooms across 12 campuses, and outside its traditional geographic footprint into new corners around the world.

The only conference to win 500 NCAA Championships, the Pac-12 once again led the nation in 2017-18 with 12 NCAA crowns. This haul adds to an incredible 175 NCAA team titles claimed since 1999-2000 and 317 since 1981-82, the start of women's sports sponsorship, an average of over nine per year. Even more impressive has been the breadth of the Pac-12's success with championships coming in 28 different men's and women's sports. The Pac-12 has led or tied the nation in NCAA Championships in 52 of the last 58 years, the only exceptions being in 1980-81, 1988-89, 1990-91 and 1995-96 when the Conference finished second, and only twice finished third in 1998-99 and 2004-05.

For the 13th-consecutive year, the Pac-12 had the most, or tied for the most, NCAA titles of any conference in the country, winning at least six every year since 2000-01. No other conference has won double-digit NCAA crowns in a single year, the Pac-12 doing so 10 times, including a record 14 in 1996-97.

Spanning over a century of outstanding athletics achievements, the Pac-12 has claimed 513 NCAA Championships (300 men's, 183 women's, 30 combined), over 200 more than the next league.

Pac-12 members have won 300 NCAA team championships on the men's side, 83 more than the next-closest conference. Men's NCAA crowns have come at a phenomenal rate for the Pac-12 - 16 basketball titles by six schools, 54 tennis titles, 47 outdoor track & field crowns, and 29 baseball titles. Pac-12 members have won 25 of 48 NCAA titles in volleyball, 44 of 49 in water polo, 30 in skiing, and 24 in swimming & diving national championships.

Individually, the Conference has produced an impressive number of NCAA individual champions. Over 2,000 (2,334) individual crowns have been won by Pac-12 student-athletes over the years with 1,370 by male student-athletes. Student-athletes have also captured 186 individual titles at combined championships (i.e., skiing and fencing).

On the women's side, the story is much the same. Since the NCAA began conducting women's championships 37 years ago, Pac-12 members have claimed at least four national titles in a single season on 27 occasions, including a current streak of 18-consecutive years, dating back to 2000. Overall, the Pac-12 has captured 183 NCAA women's titles, easily outdistancing the SEC, which is second with 100. Pac-12 members have dominated a number of sports, winning 23 softball titles, 24 tennis crowns, 15 volleyball titles, 19 of the last 29 trophies in golf, and 16 in swimming & diving.

Pac-12 women student-athletes shine nationally on an individual basis, as well, having captured an unmatched 778 NCAA individual crowns, an average of over 21 championships per season, including 29 in 2017-18.

The Pac-12's excellence is further proven in the annual Division I Learfield Sports Directors' Cup competition, the prestigious award that honors the best overall collegiate athletics programs in the country. STANFORD won an unprecedented 24th-consecutive Directors' Cup in 2017-18 to lead the Conference, leading a 1-2-4 finish for Pac-12 institutions. Five Pac-12 member institutions ranked among the top-25 Division I programs: No. 1 STANFORD, No. 2 UCLA, No. 4 USC, No. 19 CALIFORNIA and No. 24 OREGON. At least five member institutions have been ranked in the top 25 each of the Directors' Cup program, with seven appearing in the top 20 on five different occasions (1998, 2001, 2003, 2005 and 2006).

2017-18 REVIEW

The Conference's 12 NCAA titles came in the form of nine women's and three men's crowns. Six members claimed at least one NCAA title and, of the five institutions in the country to have won multiples titles, three were from the Pac-12.

STANFORD's four NCAA titles this year are the most won by any school, extending its streak of winning an NCAA title to 42 years, winning a third-straight championship in men's soccer, claiming women's swimming and diving for the second-straight year in record fashion, winning an All-Pac-12 final in women's soccer and the women's tennis crown for the second time in three years. UCLA claimed three national titles, winning the women's gymnastics crown for the first time since 2010 on a pair of perfect 10s, its first-ever beach volleyball title and its third men's water polo crown in four years.

A playoff putt sealed the women's golf crown for ARIZONA, its first since 2000; CALIFORNIA won its second rowing national championship in three years; and USC won its fifth women's water polo title, winning a tense All-Pac-12 finale. OREGON STATE fought off six elimination games to win the baseball title, its third all-time and first in over a decade.

In addition to the 12 national championships, the Pac-12 also had runners-up in 10 NCAA Championship events: women's soccer (UCLA), men's water polo (USC), skiing (COLORADO), men's swimming and diving (CALIFORNIA), women's swimming and diving (CALIFORNIA), men's indoor track & field (USC), softball (WASHINGTON), rowing (WASHINGTON), men's volleyball (UCLA) and women's water polo (STANFORD). In 11 sports, there were at least two teams among the final four and 39 teams finished in the top four at 23 NCAA Championship events, including all-Pac-12 finals in women's soccer, men's water polo and women's water polo.

Participation in the postseason was a common occurrence for the Pac-12 in 2017-18. Of the 24 sports sponsored by the Conference, 17 witnessed at least half its teams participating in NCAA or other postseason action. The men sent 63 of a possible 101 teams into the postseason (62.4 percent), while the women sent 82 of a possible 130 teams (63.0 percent).

USC became the first South Division team to capture the Pac-12 football title. After the North Division won the Conference's first six Pac-12 Football Championship Games, the Trojans ended the North Division streak with a 31-28 win over Stanford to claim their 39th conference crown. The Pac-12 placed nine teams in bowl games, including a pair of teams in the CFP with USC in the Cotton Bowl and WASHINGTON in the Fiesta Bowl. STANFORD running back Bryce Love became the fifth player in Pac-12 history to rush for 2,000 yards (2,118) and was named the Doak Walker Award winner as the nation's top running back. ARIZONA's Khalil Tate became the first quarterback in Pac-12 history to rush for 1,000 yards (1,411 yards) and set an FBS single-game rushing record by a quarterback with 327 yards vs. Colorado. USC's Sam Darnold was the No. 3 overall pick in the NFL Draft by the New York Jets, while UCLA's Josh Rosen was the No. 10 selection overall by the Arizona Cardinals. It marked the third time in Conference history that two Pac-12 quarterbacks were selected in the first round, and the sixth time ever that multiple quarterbacks from the same conference were selected in the first round.

Pac-12 men's basketball sent eight teams to postseason play for the fourth time in the past six seasons, with three teams - ARIZONA, ARIZONA STATE and UCLA - selected for the NCAA Tournament and a league-record five chosen to the NIT. All five NIT teams - OREGON, STANFORD, USC, UTAH and WASHINGTON - won their opening round games, and the Utes enjoyed the deepest postseason run of any Conference team, advancing to New York City and Madison Square Garden where they defeated Western Kentucky in the NIT semifinals before falling to Penn State in the title game. Seven Pac-12 teams reached the 20-win plateau, equaling the most-ever for the league, highlighted by regular-season and tournament champion Arizona's 27-win campaign.

Pac-12 women's basketball has enjoyed historic performances over the last four years, establishing the Conference as a premier league in the sport. Six teams earned NCAA Tournament bids, marking the fifth-consecutive year at least five teams garnered bids. Four teams advanced to the NCAA Sweet Sixteen for the third-consecutive year and a record-tying three teams were in the NCAA Elite Eight. It was the second time in three years that at least that many teams advanced that far. OREGON won its first Pac-12 regular-season title since 1999-2000 and first-ever Pac-12 Tournament crown. The Ducks earned their highest NCAA Tournament seed, garnering the No. 2 seed in the Spokane Regional. ARIZONA STATE, CALIFORNIA, OREGON STATE, STANFORD and UCLA joined UO in the "Big Dance," with UTAH earning a bid in the WNIT. For the first time in Pac-12 history, three teams were ranked in the final top-25 of the USA Today/WBCA Coaches poll, the Ducks finishing with their highest-ever final ranking at No. 5. UCLA was at No. 7, OREGON STATE was No. 8 and STANFORD was No. 13, appearing in the final poll for the 17th-consecutive year. Four teams also appeared in the final Associated Press poll, the fourth-straight year the Conference had at least four teams in the final ranking. The Pac-12 boasts the most NCAA Tournament wins of any conference in the country over the last three years (41) and the best winning percentage among peer leagues (.695).

STANFORD won its 17th all-time Pac-12 women's volleyball title, advancing to its 21st all-time NCAA semifinal in 2017. The Cardinal headlined nine league teams to earn NCAA Tournament bids, marking the fourth time in the last five years at least eight Conference teams participated in the postseason event. Along with Stanford, COLORADO, OREGON, OREGON STATE, UCLA, USC, UTAH, WASHINGTON and WASHINGTON STATE punched their tickets to the tournament. Eleven student-athletes were selected AVCA All-Americans, with seven of those being sophomores or juniors on the first or second teams. Six teams appeared in the final AVCA Coaches poll, five of them in the top 15. The Pac-12 has won a NCAA-record 15 of the 37 NCAA titles awarded.

OREGON STATE baseball recorded the Pac-12's 12th and final NCAA title of the 2017-18 campaign, the Beavers winning the last two of the three-game championship series versus Arkansas to claim their third all-time College World Series title and first since 2007. The Beavers had their backs against the wall since losing their opening game of the CWS, winning four-straight elimination games to get to the championship series, before winning two more versus Arkansas to claim the crown. STANFORD claimed the Pac-12 crown for the first time in 15 years and received the Conference's automatic bid as four league squads earned berths. UCLA and WASHINGTON rounded out the four postseason teams, the Huskies advancing for the first time ever to the CWS as well. The Pac-12 has, by far, won the most baseball national titles of any conference in the country, claiming 29 titles dating back to 1947.

The Pac-12 Conference has historically dominated the sport of softball where league teams have claimed 23 NCAA titles in the 37-year history of the championship. Pac-12 teams captured an unprecedented nine in a row from 1988-1997, then most recently claimed six-straight from 2006-11. OREGON picked up its fourth Pac-12 title in six years and seven league teams earned berths to the 2018 NCAA Tournament, marking the 23rd-consecutive year the Conference has had five or more teams advance to the postseason and has had at least three berths every year since the league began sponsoring the sport in 1987. Half of the eight-team Women's College World Series field was comprised of Pac-12 teams, with WASHINGTON, ARIZONA STATE, OREGON and UCLA advancing that far. The Huskies played in the championship series, marking the 29th time at least one Pac-12 team reached the finale.

PAC-12 CONFERENCE HISTORY

The roots of the Pac-12 Conference date back more than 100 years, to December 2, 1915, when the Pacific Coast Conference (PCC) was founded at a meeting at the Imperial Hotel in Portland, Ore. The original membership consisted of four schools - the University of California at Berkeley, the University of Washington, the University of Oregon, and Oregon Agricultural College (now Oregon State University). All four are still charter members of the Conference.

Pacific Coast Conference play began in 1916 and, one year later, Washington State College (now Washington State University) was accepted into the league, with Stanford University following in 1918.

In 1922, the PCC expanded to eight teams with the admission of the University of Southern California (USC) and the University of Idaho. In 1924, the University of Montana joined the league roster and in 1928, the PCC grew to 10 members with the addition of UCLA.

The Pacific Coast Conference competed as a 10-member league until 1950, with the exception of 1943-45 when World War II curtailed intercollegiate athletic competition to a minimum. During that time, the league's first commissioner was named. Edwin N. Atherton was Commissioner in 1940 and was succeeded by Victor O. Schmidt in 1944. In 1950, Montana resigned from the Conference and the PCC continued as a nine-team Conference through 1958.

In 1959, the PCC was dissolved and the Athletic Association of Western Universities (AAWU) was formed with Thomas J. Hamilton appointed Commissioner of the new league. The original AAWU membership included California, Stanford, USC, UCLA, and Washington. Washington State joined the membership in 1962, while Oregon and Oregon State joined in 1964. Under Hamilton's watch, the name Pacific-8 Conference was adopted in 1968. In 1971, Wiles Hallock took over as Commissioner of the Pac-8.

Ten years later, on July 1, 1978, the University of Arizona and Arizona State University were admitted to the league and the Pacific-10 Conference became a reality. In 1986-87, the league took on a new look, expanding to include 10 women's sports. Since then, the Conference has been considered the premier league in women's athletics, securing the most NCAA titles in women's sports of any conference nearly every year.

Thomas C. Hansen was named the Commissioner of the Pac-10 in 1983, a role he would hold for 26 years until 2009, when he was succeeded by current Commissioner Larry Scott.

The University of Colorado accepted its invitation to join the Pac-12 on June 11, 2010, and on June 17, 2010, the University of Utah agreed to join the Conference. The Buffaloes and Utes officially became the 11th and 12th members of the Conference on July 1, 2011, the first additions to the league since 1978.

It was during the 2010-11 academic year that Scott helped deliver monumental changes that transformed the Conference into a modern 12-team league. In addition to expanding to 12 teams, member institutions agreed to equal revenue sharing for the first time in the Conference's history, created two football divisions - the North and the South, and established a Football Championship Game for the first time. He also secured landmark media rights deals with ESPN and FOX that dramatically increased national exposure and revenue for each school, in addition to establishing Pac-12 Networks which guaranteed enhanced exposure across all sports.

Currently, the Pac-12 sponsors 11 men's sports and 13 women's sports, with women's lacrosse a new addition for the 2017-18 academic year and beach volleyball having been added in 2015-16. Additionally, the Conference is a member of the Mountain Pacific Sports Federation (MPSF) in four other men's sports and two women's sports.

The Pac-12 Conference offices are located in the heart of San Francisco in the SOMA district.

BASEBALL - Champion determined by three-game series round-robin play

BASKETBALL (M)

at T-Mobile Arena, Las Vegas, Nev.
Wednesday-Saturday, March 13-16, 2019 » **Host:** Pac-12 Conference

BASKETBALL (W)

at MGM Grand Garden Arena, Las Vegas, Nev.
Thursday-Sunday, March 7-10, 2019 » **Host:** Pac-12 Conference

BEACH VOLLEYBALL (W)

at Merle Norman Stadium, Los Angeles, Calif.
Thursday-Saturday, April 25-27, 2019 » **Host:** USC

CROSS COUNTRY (M&W)

at Stanford Golf Course, Stanford, Calif.
Friday, October 26, 2018 » **Host:** Stanford

DIVING (M&W)

at Weyerhaeuser King County Aquatic Center, Federal Way, Wash.
Wednesday-Saturday, February 27-March 2, 2019 » **Host:** Pac-12 Conference

FOOTBALL

at Levi's Stadium, Santa Clara, Calif.
Friday, November 30, 2018 » **Host:** Pac-12 Conference

GOLF (M)

at Eugene Country Club, Eugene, Ore.
Monday-Wednesday, April 22-24, 2019 » **Host:** Oregon

GOLF (W)

at Palos Verdes Golf Club, Palos Verdes, Calif.
Monday-Wednesday, April 15-17, 2019 » **Host:** USC

GYMNASTICS (W)

at Maverik Center, West Salt Lake City, Utah
Saturday, March 23, 2019 » **Host:** Pac-12 Conference

LACROSSE (W)

at Papé Field, Eugene, Ore.
Thursday-Sunday, April 25-28, 2019 » **Host:** Oregon

ROWING (M&W)

at Sacramento State Aquatics Center, Gold River, Calif.
Sunday, May 19, 2019 » **Host:** Pac-12 Conference

SOCCER (M) - Champion determined by double round-robin play.

SOCCER (W) - Champion determined by single round-robin play.

SOFTBALL - Champion determined by three-game series round-robin play.

SWIMMING (M)

at Weyerhaeuser King County Aquatic Center, Federal Way, Wash.
Wednesday-Saturday, March 6-9, 2019 » **Host:** Pac-12 Conference

SWIMMING (W)

at Weyerhaeuser King County Aquatic Center, Federal Way, Wash.
Wednesday-Saturday, February 27-March 2, 2019 » **Host:** Pac-12 Conference

TENNIS (M&W)

at Ojai Valley Athletic Club/Libbey Park, Ojai, Calif.
Wednesday-Saturday, April 24-27, 2019 » **Host:** Pac-12 Conference


TRACK & FIELD (M&W)

at Roy P. Drachman Stadium, Tucson, Ariz.
Multi-events: Saturday-Sunday, May 4-5, 2019 » **Host:** Arizona
Championship: Saturday-Sunday, May 11-12, 2019 » **Host:** Arizona

VOLLEYBALL (W) - Champion determined by best 20-match conference record.

WRESTLING

at Wells Fargo Arena, Corvallis, Ore.
Saturday or Sunday, March 8 or 9, 2019 » **Host:** Arizona State



Christine Peng-Peng Lee
2018 NCAA Gymnastics Champion - Bar and Beam



Zahid Valencia, Arizona State
2018 NCAA Wrestling Champion - 174 pounds

PAC-12 TOP 2018-19 STORYLINES



► Over the past two years, four different Pac-12 programs have produced both NBA MVPs and No. 1 Draft selections.

BACK-TO-BACK NBA MVPS
James Harden, ARIZONA STATE
Russell Westbrook, UCLA

BACK-TO-BACK NBA DRAFT NO. 1 PICKS
Deandre Ayton, ARIZONA
Markelle Fultz, WASHINGTON

► Also over the past two years, the Pac-12 has produced 21 NBA Draft picks including a national-best and league-record 14 in 2017. The Pac-12 has produced 49 NBA Draft picks and 26 first-round selections in the last six years, totals that are second among all conferences.



► The Pac-12 has had a Conference-record nine teams finish in the RPI top 100 in two of the last three years.

► The Pac-12 had seven programs reach the 20-win plateau in 2017-18, equaling the most in league history.

► In 2016-17, the league had three 30-win teams for the first time in league history, and four 25-win programs for only the second time in league history.

► Pac-12 has sent a Conference-record tying eight teams to the postseason (NCAA and NIT) in four of the past six seasons, including a league-record seven NCAA Tournament teams in 2016 and three Sweet 16 teams with Oregon reaching the Final Four in 2017.

► The Pac-12 has produced a consensus All-American each of the last five seasons (a feat matched only by the ACC), highlighted by a national-best and league-record tying four in 2017.

► **6** of the league's teams – ARIZONA STATE, COLORADO, OREGON, UCLA, USC and WASHINGTON – appeared on several national media outlets' early top 25 rankings for the 2018-19 campaign.

► **2nd** - For only the second year since 2009, continuity reigned on the sidelines at all 12 Conference programs as no head coaching changes were made in the offseason. The most recent year that occurred was in 2012 and the league went on to place five teams in the 2013 NCAA Tournament.



► **95%+** - WASHINGTON will enter its second season under head coach **Mike Hopkins** as the nation's most experienced major conference team as the Huskies boast the highest percentage of returning minutes and scoring (95.9%) among Power 5 programs. UW returns all five starters and better than 95 percent of its rebounding, assists, threes, blocks and steals as well.

► **8** - Pac-12 programs boast eight of the top 40 recruiting classes in the country according to 247Sports, including three in the top 10 (Oregon, UCLA, Arizona State), as well as the second-most top 50 (10) and top 100 (19) signees of any league.

► **2 of 5** - Two of the nation's top five recruiting classes landed at OREGON (#4 ESPN) and UCLA (#3 ESPN) with both programs landing five-star big men in 7-2 forward **Bol Bol** (son of NBA legend Manute Bol) to the Ducks and **Moses Brown** to the Bruins. Oregon also secured five-star wing **Louis King** alongside a trio of four-star signees, while UCLA added a quartet of four-star signees, highlighted by **Shareef O'Neal** (son of NBA Hall of Famer Shaquille O'Neal). USC landed the league's fourth five-star recruit in Seattle Metro Player of the Year **Kevin Porter Jr.**



► **9** - Nine student-athletes who earned all-league accolades in 2017-18 return to rosters this winter. Four All-Freshman Team selections (**Daejon Davis** - STAN; **Jaylen Nowell** - WASH; **Kris Wilkes** - UCLA; **McKinley Wright IV** - COLO), three All-Conference performers (**Noah Dickerson** - WASH; **Tres Tinkle** - OSU; **Payton Pritchard** - ORE) and a pair of All-Defensive team honorees (**Matisse Thybulle** - WASH; **Kenny Wooten** - ORE).



► **6** - Additionally, six NBA Draft early-entry candidates elected to return to Pac-12 programs, highlighted by First Team All-Conference pick **Noah Dickerson**, All-Rookie Team member **Kris Wilkes** and reigning Pac-12

Most Improved Player **Robert Franks** (WSU). **Jaylen Hands** and **Cody Riley** (UCLA), and **Sedrick Barefield** (UTAH) also tested the Draft waters before electing to return to campus.

► **4** - Four all-league transfers will be eligible for Pac-12 programs this season in ARIZONA's **Justin Coleman** (Samford), ARIZONA STATE's **Rob Edwards** (Cleveland State), CALIFORNIA's **Paris Austin** (Boise State) and OREGON's **Ehab Amin** (Texas A&M-CC). Both the Wildcats and Sun Devils will be aided by additional immediate-impact transfers in UA's **Chase Jeter** (Duke) and **Ryan Luther** (Pittsburgh), and ASU's **Zylan Cheatham** (San Diego State).

► **7-0+** - Big - really big - men will dot the rosters of nearly every Pac-12 program this season as 14 players who stand at least 7-foot tall will suit up for nine Conference teams. WASHINGTON freshman **Riley Sorn** is listed as the tallest player in the Conference at 7-4, followed closely by CALIFORNIA rookie **Connor Vanover** at 7-3. By contrast, only eight players listed 7-foot and above appeared on league rosters in 2017-18.

Records watch:

► With 291 boards in his senior season, WASHINGTON's **Noah Dickerson** can become only the 15th member of the Conference's 1,000 career rebounds club. Dickerson, who enters 2018-19 with 709 caroms, grabbed 284 boards as a junior in 2017-18.

► With another 100-steal season, WASHINGTON's **Matisse Thybulle** could become only the second member of the Conference's 300 career steals club. Thybulle, who has 205 career thefts following 101 as a junior in 2017-18, would join OSU's Gary Payton (321) as the lone members.

► WASHINGTON STATE made 341 threes in 2017-18, the third-most in a season in league history. The Cougars return three of their top four marksmen from that record-setting team and add JUCO All-American **Ahmed Ali**, who once hit 22 threes en route to 103 points in a single high school game.

ARIZONA

Sean Miller's 14-year streak of winning seasons will be put to the test in 2018-19 as Arizona retools its roster following the departure of all five starters from last year's Pac-12 regular-season and tournament championship squad. Miller will be tasked with replacing roughly 80 percent of the 2017-18 team's production, but the cupboard is far from bare as it rarely is in Tucson. The Wildcats will have seven former top 100 recruits in their rotation, most notably 6-10 big man **Chase Jeter**, the former McDonald's All-American and transfer from Duke who will be eligible after practicing alongside No. 1 NBA Draft pick Deandre Ayton last season. Arizona will be further bolstered by a pair of graduate transfers in forward **Ryan Luther**, a consistent double-double threat from Pittsburgh, and point guard **Justin Coleman**, who averaged 16 points and eight assists at Samford last season after starting his collegiate career at Alabama. Coleman will offer a nice complement next to freshman **Brandon Williams**, one of the West Coast's most coveted lead guard recruits in this year's class. The 'Cats should have considerable depth on the wing with the return of **Dylan Smith**, **Brandon Randolph**, **Alex Barcello** and **Emmanuel Akot**, along with rookie **Devonaire Doutrive**. 6-7 forwards **Ira Lee** and **Omar Thielemans** will offer a combination of power and finesse in the interior.

ARIZONA STATE

In the typically pivotal third year of a head coach's tenure, **Bobby Hurley** delivered one of the most exciting seasons in Arizona State program history in 2017-18. The Sun Devils rolled up a perfect 12-0 record in non-conference play, highlighted by a road upset at No. 2 Kansas, en route to a No. 3 national ranking and held on through a trying league slate to land the program's first NCAA Tournament bid in four years. Despite graduating its top three scorers, Year 4 of the Hurley tenure is primed for similar success with the return of six key contributors and addition of six talented newcomers. Super sophomores **Remy Martin**, the reigning Pac-12 Co-Sixth Man of the Year, and **Romello White** headline the returning cast, but several new arrivals are expected to lead the way in 2018-19. Phoenix native **Zylan Cheatham**, a rangy transfer forward from San Diego State, and **Rob Edwards**, a Second Team All-Horizon League pick at Cleveland State in 2017, are ready to prove themselves after watching the Sun Devils' strides last season. Hurley and his staff also secured one of the best recruiting classes in program history, led by two of the top three signees ever at ASU in



McKinley Wright IV, Colorado

Taeshon Cherry and **Luguentz Dort**. Lightning could strike again in 2018-19, but the fire has already been ignited in Tempe.

CALIFORNIA

The new era of Cal men's basketball got off to a rocky start as the 2017-18 team finished with its fewest overall victories in nearly four decades and fewest league wins since the 1960s. However, Coach **Wyking Jones** enjoyed considerable success on the recruiting trail as well as in the development of last season's freshmen to significantly improve the Golden Bears' outlook entering 2018-19. At his introductory press conference, Jones promised to bring an up-tempo, ball-hawking style to Berkeley and his Year 2 personnel seem to fit the bill with just one player over 6-foot-8. The sophomore wing trio of **Justice Sueing**, **Darius McNeill** and **Juhwan Harris-Dyson** will be the leaders of an extremely young lineup. The group combined to average more than 30 points and nearly four steals an outing, with Sueing and McNeill combining for 109 threes. The Bears will have only three players with more than a year of collegiate experience, and only one likely to heavily contribute in transfer **Paris Austin**. The former honorable mention All-Mountain West performer was a microwave in his final season at Boise State as the 6-0 guard averaged over 12.0 points in primarily a reserve role for the Broncos, but will now be entrusted to start and lead Cal's high-octane show at the point. Jones' recruiting haul landed highly regarded wings **Matt Bradley** and **Jacobi Gordon**, as well as 7-3 forward **Connor Vanover**.

COLORADO

Colorado saw a seven-year postseason streak end last season despite a 17-win campaign, but with four starters and roughly two-thirds of its production returning it's plausible the Buffaloes will start another streak in 2018-19. **McKinley Wright IV** was a revelation to the Pac-12 as a rookie last season, leading CU in scoring (14.2 ppg), assists (5.5 apg) and steals while also grabbing 4.7 rebounds per game and shooting 45 percent from the field. The Pac-12 All-Rookie Team pick will need to provide similar output and also lift the production of others for the Buffaloes to reach their potential. Luckily the "others" are in the form of returning starters **Tyler Bey**, **Dallas Walton** and **Namon Wright**, and key reserves **Lucas Siewert**, **Deleon Brown** and **D'Shawn Schwartz**. Coach **Tad Boyle's** club should also benefit from the additions of JUCO All-American guard **Shane Gatling** and forward **Evan Battey**, who is set to begin his collegiate career after battling a series setbacks including NCAA eligibility issues and a debilitating stroke.

OREGON

It's easy to recognize the special job **Dana Altman** has done in Eugene when pointing out that Oregon's 23 wins last season were its fewest since Altman's debut season in 2010-11. The Ducks will be expected to eclipse that win total behind perhaps one of the longest rosters in college basketball. Just like their namesake, these Ducks will be all about wingspan as Oregon will average nearly 6-foot-10 across its frontcourt, highlighted by the league's reigning shot block leader in 6-foot-9 forward **Kenny Wooten** and 7-foot-2 freshman phenom **Bol Bol**. Bol is merely the headliner of UO's consensus top 5 recruiting class which also features a slew of top 100 freshmen in forwards **Louis King** and **Miles Norris** and guard **Will Richardson**. The Ducks' incoming class got even more eye-popping with the late additions of graduate transfer



Payton Pritchard, Oregon

guard **Ehab Amin**, a former First Team All-Southland Conference guard and NCAA steals leader at Texas A&M-Corpus Christi, and rookie forward **Francis Okoro**, another top 100 talent who reclassified from 2019 to enroll at UO a year early. For all the talent on the roster, the key to the cog remains starting point guard **Payton Pritchard**, the remaining holdover from Oregon's 2017 Final Four roster. One of three All-Pac-12 performers back for 2018-19, Pritchard was the Ducks' leading scorer (14.5 ppg) and assist (4.8 apg) producer a season ago. While the scoring burden is likely to be shared, Pritchard will need to orchestrate and facilitate the considerable talent that has migrated to Altman's program to approach a third 30-win season in the last four years.

OREGON STATE

Oregon State was expected to be much improved last season and it was, finishing with the fourth-best win improvement (+11.0) in the nation en route to a 16-16 overall record. With three starters and four of their top five scorers returning, the Beavers could very well significantly improve their record once again in 2018-19. After having his first two seasons hampered by injuries, **Tres Tinkle** enjoyed a healthy and extremely productive 2017-18 campaign, earning First Team All-Pac-12 honors. He'll be the league's leading returning scorer (17.6 ppg) and second-leading rebounder (7.2 rpg), meaning he'll also garner the bulk of opponents' attention. Luckily, the Tinkles - both Tres and head coach **Wayne** - will be aided by the return of the Thompsons - wings **Stephen** and **Ethan**, who combined to average over 25 points, seven rebounds



Stephen Thompson Jr., Oregon State



Bennie Boatwright, USC

and six assists in their first season together at OSU. Athletic wing **Alfred Hollins** is back after chipping in 5.8 points per game as a rookie reserve. The Beavers will need to find production at the point and in the paint. Freshman **Antoine Vernon**, one of the top high school players in Canada, is expected to compete for time at the one, while newcomers **Kylor Kelly** (7-0), **Warren Washington** (6-11) and **Jack Wilson** (7-0) will join senior **Gligorije Rakocevic** (6-11) to form an imposing, yet unproven, frontcourt.

STANFORD

Stanford enters the pivotal Year 3 of the Jerod Haase era in 2018-19. The Cardinal was poised to be the Pac-12's breakout team last season, and reached some level of that expectation by tying for third in the league standings, but injuries and a challenging non-conference slate limited Stanford to 19 wins and an NIT bid. With three of its top four scorers gone, the reins are being turned over to the supremely talented sophomore class of **Daejon Davis**, **Oscar da Silva**, **KZ Okpala** and **Isaac White**. Davis was one of the league's most productive freshmen a year ago, averaging 10.7 points and 4.8 assists as starting point guard, while forwards da Silva and Okpala were among the league's most underrated rookies. Combo guard **Marcus Sheffield**, who missed all of 2017-18 due to injury, returns and top 100 shooting guards **Cormac Ryan** and **Bryce Wills** have been added to aid the cause on what should be a perimeter-oriented Cardinal lineup. Senior center **Josh Sharma** and forward **Trevor Stanback** will have significant opportunity to cement their roles in the frontcourt this season, as will freshman **Jaiden Delaire**, the 2018 Connecticut Player of the Year and top 100 talent who reclassified to join the Cardinal cause in 2018-19. If Haase can strike an inside-out balance Stanford could again flirt with being a breakout team in the Conference.

UCLA

UCLA reached the 20-win plateau and the NCAA Tournament in 2017-18, and for the fourth time in Steve Alford's five seasons at the helm, despite relying almost exclusively on an eight-man rotation. Five of the eight return for 2018-19, but the loss of NBA Draft picks Aaron Holiday and Thomas Welsh will be felt. Sophomores **Kris Wilkes**, a Pac-12 All-Rookie Team selection and the Bruins' leading returning scorer, **Jaylen Hands** and **Chris Smith** and redshirt juniors **Prince Ali** and **Alex Olesinski** headline the returning cast, but success in Westwood will largely be determined by the assimilation of eight newcomers and a third consecutive top-10 recruiting class. Three top

50-level posts join UCLA's frontcourt in **Moses Brown**, **Cody Riley** and **Jalen Hill**, giving Alford the depth, particularly in the interior, his team lacked a year ago. Top 100 rookies **Jules Bernard** and **David Singleton** should vie for playing time on the wing, while point guard **Tyger Campbell** brings national championship pedigree from La Lumiere (Ind.) School, the nation's No. 1 prep team in 2017.

USC

Coach **Andy Enfield** has USC is in the midst of its winningest three-year stretch in program history with 71 victories. While the key contributors to that success - Jordan McLaughlin, De'Anthony Melton, Chimezie Metu and Elijah Stewart - have all moved on to the pros, Enfield's Trojans are set to return six rotation players and nine players in total from last year's 24-win squad. Positional balance returns with stretch forwards **Bennie Boatwright** and **Jordan Usher**, sharpshooter **Jonah Mathews**, power forward **Nick Rakocevic** and athletic wing **Shaquan Aaron** all back to the lineup. The Trojans will get help in the form of a three-player recruiting class rated in the top-20 nationally. The class includes two of Seattle's finest in Metro Player of the Year **Kevin Porter Jr.**, who has captured a lot of attention with his summer play, and city defensive player of the year **J'Raan Brooks**. While **Derryck Thornton**, last year's understudy, is primed to fill the gap at point guard created by the departure of Jordan McLaughlin, top 50 recruit **Elijah Weaver** could also assume the role. If the pieces find a way to fit and the Trojans navigate a difficult non-conference slate, Enfield could etch his name as the first USC coach with four straight 20-win seasons and a third NCAA berth in four years.

UTAH

Coach **Larry Krystkowiak** continues to deliver 20-win teams and postseason appearances in Salt Lake City, winning 23 games and reaching the NIT Championship Game last season - the Utes' fifth consecutive season with 20 wins and a postseason berth - with a roster with no player with more than two years experience in the program. Krystkowiak will look to produce similar results in 2018-19 with a roster comprised of 10 newcomers and only one returning starter in senior **Sedrick Barefield**, who elected to return to Utah after testing the NBA Draft waters following a 12.0 points per game campaign in 2017-18. Reserves **Jayce Johnson**, **Donnie Tillman** and **Parker Van Dyke** will likely assume larger roles for this year's Runnin' Utes, but expect to see production from an array of newcomers. The most likely candidates will be JUCO



Noah Dickerson, Washington



Robert Franks, Washington State

All-American guard **Charles Jones Jr.** and freshmen forwards **Timmy Allen** and **Both Gach**.

WASHINGTON

Last year's surprise story in the Pac-12 could turn out to be a surprise in this year's top 25 as Washington returns five starters and its top eight players from a rotation that amassed 21 victories, the most for the program in six seasons. One of the nation's top turn-arounds (+10.5) helped **Mike Hopkins** garner Pac-12 Coach of the Year honors in his debut campaign on Montlake, and now the Huskies appear primed to challenge for a Pac-12 title in Hopkins' sophomore year. UW returns three all-league level performers in seniors **Noah Dickerson** (First Team All-Pac-12) and **Matisse Thybulle** (Pac-12 Defensive Player of the Year, All-Defensive Team) and sophomore **Jaylen Nowell** (All-Rookie Team, runner-up for Pac-12 Freshman of the Year) as well as double-digit scoring point guard **David Crisp**, starting center **Sam Timmins**, three-point marksman **Dominic Green** and Jay-Z's high-flying nephew **Nahziah Carter**. All totaled, the Huskies have the most returning scoring output of any major conference team in the country (95.9%). Hopkins also secured a top 25 recruiting class according to ESPN featuring forward **Jamal Bey** and 7-foot center **Bryan Penn-Johnson**. Hopkins' Huskies are deep and experienced and poised to erase the program's eight-year NCAA Tournament drought.

WASHINGTON STATE

Washington State scored a big victory in its outlook for 2018-19 when **Robert Franks**, the Pac-12's reigning Most Improved Player, elected to remove his name from NBA Draft consideration in June. The Cougars' leading returning scorer (17.4 ppg), rebounder (6.6 rpg) and shot blocker (29 blocks) could prove to be the league's most dynamic point producer this coming season. The trio of Franks and returning wings **Viont'e Daniels** and **Carter Skaggs** combined for 206 threes to help WSU convert the third-most threes in a Pac-12 season with 341 in 2017-18 - a sign of the shoot-at-will mentality to expect from Coach **Ernie Kent** on the Palouse. WSU lost an important piece when starter Malachi Flynn (and his 15.8 ppg, 77 threes and 4.3 apg) decided to transfer, leaving a vacancy at point guard that will look to be filled by JUCO All-American **Ahmed Ali**, who once scored 103 points with 22 threes in a Canadian high school game, and **Jervae Robinson**, a sure-handed floor general from Otero Junior College in Colorado. Forward **CJ Elleby**, the career scoring and rebounding leader at Seattle's Cleveland High School, is also expected to contribute immediately.

RETURNING STARTERS (30)

Arizona (0)

Arizona State (2)

Romello White, R-So., F 10.5 ppg/7.1 rpg
 Vitaliy Shibel, R-So., F 1.8 ppg/1.8 rpg

California (3)

Juhwan Harris-Dyson, So., G 6.2 ppg/3.4 rpg
 Darius McNeill, So., G 11.3 ppg/2.9 rpg
 Justice Sueing, So., F 13.8 ppg/5.4 rpg

Colorado (4)

Tyler Bey, So., G/F 6.1 ppg/5.1 rpg
 Dallas Walton, So., F/C 5.7 ppg/3.4 rpg
 McKinley Wright IV, So., G 14.2 ppg/5.5 apg
 Namon Wright, Sr., G 9.7 ppg/3.5 rpg

Oregon (2)

Payton Pritchard, Jr., G 14.5 ppg/4.8 rpg
 Paul White, R-Sr., F 9.4 ppg/3.5 rpg

Oregon State (3)

Ethan Thompson, So., G 9.9 ppg/4.1 rpg
 Stephen Thompson Jr., Sr., G 15.8 ppg/3.1 rpg
 Tres Tinkle, R-Jr., F 17.6 ppg/7.2 rpg

Stanford (2)

Daejon Davis, So., G 10.7 ppg/4.8 apg
 KZ Okpala, So., F 10.0 ppg/3.7 rpg

UCLA (2)

Prince Ali, R-Jr., G 9.1 ppg/3.1 rpg
 Kris Wilkes, So., G 13.7 ppg/4.9 rpg

USC (3)

Bennie Boatwright, Sr., F 13.6 ppg/6.4 rpg
 Jonah Mathews, Jr., G 9.3 ppg/2.6 rpg
 Nick Rakocevic, Jr., F 8.1 ppg/6.2 rpg

Utah (1)

Sedrick Barefield, Sr., G 12.0 ppg/2.2 rpg

Washington (5)

David Crisp, Sr., G 11.6 ppg/2.6 rpg
 Noah Dickerson, Sr., F 15.5 ppg/8.4 rpg
 Jaylen Nowell, So., G 16.0 ppg/4.0 rpg
 Matisse Thybulle, Sr., F 11.2 ppg/2.9 spg/1.4 bpg
 Sam Timmins, Jr., F 4.3 ppg/4.6 rpg

Washington State (3)

Viont'e Daniels, Sr., G 9.0 ppg/2.3 rpg
 Robert Franks, Sr., F 17.4 ppg/6.6 rpg
 Carter Skaggs, Jr., G 8.2 ppg/2.6 rpg

CAREER LEADERS (ACTIVE)

POINTS

Stephen Thompson Jr. (Sr.), OSU 1269
 Noah Dickerson (Sr.), WASH 1165
 David Crisp (Sr.), WASH 1067
 Tres Tinkle (R-Jr.), OSU 1037
 Bennie Boatwright (Sr.), USC 978
 Matisse Thybulle (Sr.), WASH 915
 Payton Pritchard (Jr.), ORE 811
 Robert Franks (Sr.), WSU 766
 Sedrick Barefield (Sr.), UTAH 600
 Jaylen Nowell (So.), WASH 545

REBOUNDS

Noah Dickerson (Sr.), WASH 709
 Tres Tinkle (R-Jr.), OSU 427
 Bennie Boatwright (Sr.), USC 404
 Nick Rakocevic (Jr.), USC 357
 Robert Franks (Sr.), WSU 327
 Matisse Thybulle (Sr.), WASH 304
 Jayce Johnson (Jr.), UTAH 301
 Sam Timmins (Jr.), WASH 277
 Payton Pritchard (Jr.), ORE 269
 Romello White (So.), ASU 220

THREE-POINT FIELD GOALS

David Crisp (Sr.), WASH 182
 Stephen Thompson Jr. (Sr.), OSU 169
 Bennie Boatwright (Sr.), USC 153
 Matisse Thybulle (Sr.), WASH 145
 Payton Pritchard (Jr.), ORE 135
 Viont'e Daniels (Sr.), WSU 101
 Jonah Mathews (Jr.), USC 100
 Sedrick Barefield (Sr.), UTAH 91
 Robert Franks (Sr.), WSU 91
 Dominic Green (Sr.), WASH 87

ASSISTS

Payton Pritchard (Jr.), ORE 312
 David Crisp (Sr.), WASH 259
 Stephen Thompson Jr. (Sr.), OSU 209
 Matisse Thybulle (Sr.), WASH 199
 McKinley Wright IV (So.), COLO 175
 Tres Tinkle (R-Jr.), OSU 161
 Daejon Davis (So.), STAN 160
 Sedrick Barefield (Sr.), UTAH 127
 Bennie Boatwright (Sr.), USC 111
 Ethan Thompson (So.), OSU 111

STEALS

Matisse Thybulle (Sr.), WASH 205
 Stephen Thompson Jr. (Sr.), OSU 129
 Payton Pritchard (Jr.), ORE 96
 Tres Tinkle (R-Jr.), OSU 90
 David Crisp (Sr.), WASH 88
 Noah Dickerson (Sr.), WASH 64
 Jonah Mathews (Jr.), USC 50
 Justice Sueing (So.), CAL 48
 Sedrick Barefield (Sr.), UTAH 46
 Daejon Davis (So.), STAN 40

BLOCKS

Matisse Thybulle (Sr.), WASH 103
 Kenny Wooten (So.), ORE 92
 Josh Sharma (Sr.), STAN 84
 Noah Dickerson (Sr.), WASH 54
 Sam Timmins (Jr.), WASH 53
 Bennie Boatwright (Sr.), USC 52
 Robert Franks (Sr.), WSU 51
 Jayce Johnson (Jr.), UTAH 48
 De'Quon Lake (So.), ASU 43
 Nick Rakocevic (Jr.), USC 42

RETURNING PRODUCTION

SCORING

1. Washington 95.9%
 2. Oregon State 72.2%
 3. Colorado 66.9%
 4. Washington State 56.6%
 5. UCLA 50.0%
 6. California 49.7%
 7. USC 49.2%
 8. Oregon 48.2%
 9. Stanford 42.6%
 10. Arizona State 42.3%
 11. Utah 35.9%
 12. Arizona 15.4%

REBOUNDING

1. Washington 95.8%
 2. Arizona State 68.1%
 3. Colorado 63.5%
 4. Oregon State 62.4%
 5. USC 56.8%
 6. Washington State 52.8%
 7. UCLA 48.0%
 8. California 43.9%
 9. Oregon 44.3%
 10. Stanford 42.8%
 11. Utah 39.2%
 12. Arizona 16.6%

THREE-POINT FIELD GOALS

1. Washington 97.0%
 2. Oregon State 90.1%
 3. California 76.4%
 4. Washington State 65.4%
 5. USC 54.1%
 6. Colorado 53.5%
 7. UCLA 50.3%
 8. Oregon 47.2%
 9. Stanford 44.6%
 10. Utah 30.4%
 11. Arizona 27.4%
 12. Arizona State 15.3%

ASSISTS

1. Washington 96.5%
 2. Oregon State 77.7%
 3. Colorado 72.1%
 4. Stanford 59.3%
 5. California 50.2%
 6. Oregon 48.9%
 7. UCLA 43.6%
 8. Arizona State 37.3%
 9. Washington State 36.2%
 10. USC 33.4%
 11. Utah 29.7%
 12. Arizona 22.2%

STEALS

1. Washington 97.1%
 2. Oregon State 73.6%
 3. Colorado 67.9%
 4. California 57.7%
 5. UCLA 53.8%
 6. Stanford 52.5%
 7. Oregon 48.8%
 8. USC 45.6%
 9. Arizona State 40.7%
 10. Utah 36.7%
 11. Washington State 33.5%
 12. Arizona 17.9%

BLOCKS

1. Washington 97.7%
 2. Arizona State 86.0%
 3. Colorado 77.9%
 4. Oregon 77.6%
 5. Stanford 66.4%
 6. Washington State 63.4%
 7. Oregon State 44.8%
 8. USC 39.3%
 9. UCLA 38.9%
 10. Utah 35.7%
 11. California 20.8%
 12. Arizona 16.5%

The 2018-19 Pac-12 Conference basketball television package continues to deliver expansive exposure with 220 men's contests telecast to national and regional audiences.

The Pac-12 men's basketball package includes 149 events aired on the Pac-12 Networks (including three Pac-12 Tournament games), 48 on ESPN/ESPN2/ESPNU (including three Pac-12 Tournament games), 20 games on FS1 and two nationally each on FOX and CBS broadcast networks. Additional appearances will be made through other conference television agreements and various in-season tournaments.

All times listed are Pacific Time Zone.

Date	Game	Time (PT)	Network
Sun., Oct. 14	ARIZONA Red-Blue Game	12:00 p.m.	PAC12
Sat., Oct. 27	New York Institute of Technology at UCLA (exhib.)	7:30 p.m.	PAC12
Tues., Oct. 30	Western New Mexico at ARIZONA (exhib.)	7:00 p.m.	PAC12
Thurs., Nov. 1	College of Idaho at UTAH (exhib.)	5:00 p.m.	PAC12
Thurs., Nov. 1	Western Oregon at OREGON (exhib.)	7:00 p.m.	PAC12
Thurs., Nov. 1	Seattle Pacific at WASHINGTON (exhib.)	7:00 p.m.	PAC12
Sun., Nov. 4	Chaminade at ARIZONA (exhib.)	6:00 p.m.	PAC12
Tues., Nov. 6	Cal State Fullerton at ARIZONA STATE	5:00 p.m.	PAC12
Tues., Nov. 6	UC Riverside at OREGON STATE	6:00 p.m.	PAC12
Tues., Nov. 6	Purdue Fort Wayne at UCLA	6:00 p.m.	PAC12
Tues., Nov. 6	Seattle at STANFORD	7:00 p.m.	PAC12
Tues., Nov. 6	Western Kentucky at WASHINGTON	7:30 p.m.	ESPNU
Tues., Nov. 6	Portland State at OREGON	8:00 p.m.	PAC12
Tues., Nov. 6	Robert Morris at USC (1)	8:00 p.m.	PAC12
Wed., Nov. 7	Houston Baptist at ARIZONA	6:00 p.m.	PAC12
Thurs., Nov. 8	Maine at UTAH	6:00 p.m.	PAC12
Fri., Nov. 9	STANFORD at UNC Wilmington	4:00 p.m.	
Fri., Nov. 9	Eastern Washington at OREGON (2)	6:00 p.m.	PAC12
Fri., Nov. 9	McNeese State at ARIZONA STATE (3)	6:00 p.m.	PAC12
Fri., Nov. 9	WASHINGTON at Auburn	6:30 p.m.	SECN
Fri., Nov. 9	Long Beach State at UCLA	8:00 p.m.	PAC12
Fri., Nov. 9	Yale vs. CALIFORNIA (4)	8:00 p.m.	ESPNU
Sat., Nov. 10	Wyoming at OREGON STATE	TBD	PAC12
Sun., Nov. 11	Cal Poly at ARIZONA	2:00 p.m.	PAC12
Sun., Nov. 11	Nicholls State at WASHINGTON STATE	4:00 p.m.	PAC12
Sun., Nov. 11	Vanderbilt at USC	6:00 p.m.	PAC12
Mon., Nov. 12	STANFORD at North Carolina	4:00 p.m.	ESPN2
Mon., Nov. 12	Long Beach State at ARIZONA STATE (3)	6:00 p.m.	PAC12
Mon., Nov. 12	UTAH at Minnesota	6:00 p.m.	BTN
Mon., Nov. 12	San Diego at WASHINGTON	8:00 p.m.	PAC12
Tues., Nov. 13	Drake at COLORADO	5:00 p.m.	PAC12
Tues., Nov. 13	Hampton at CALIFORNIA (5)	7:00 p.m.	PAC12
Wed., Nov. 14	WASHINGTON STATE at Seattle	TBD	
Wed., Nov. 14	UTEP at ARIZONA (6)	5:00 p.m.	PAC12
Wed., Nov. 14	Stetson at USC (1)	7:00 p.m.	PAC12
Thurs., Nov. 15	Mississippi Valley State at UTAH	5:00 p.m.	PAC12
Thurs., Nov. 15	Iowa vs. OREGON (7)	6:00 p.m.	ESPN2
Thurs., Nov. 15	Detroit Mercy at CALIFORNIA (5)	7:00 p.m.	PAC12
Fri., Nov. 16	Old Dominion vs. OREGON STATE (8)	10:00 a.m.	FloHoops
Fri., Nov. 16	Connecticut/Syracuse vs. OREGON (7)	1:30/3:30 p.m.	ESPN2
Fri., Nov. 16	Nebraska-Omaha at COLORADO	6:00 p.m.	PAC12
Fri., Nov. 16	ARIZONA STATE at San Francisco	6:00 p.m.	PAC12
Fri., Nov. 16	Wofford at STANFORD	7:00 p.m.	PAC12
Fri., Nov. 16	Saint Francis U at UCLA (9)	8:00 p.m.	PAC12
Sat/Sun., Nov. 17/18	Missouri/Kennesaw State vs. OREGON STATE (8)	12/2:30 p.m.	FloHoops
Sun., Nov. 18	Santa Clara vs. WASHINGTON (10)	5:00 p.m.	ESPN3
Mon., Nov. 19	TBD vs. OREGON STATE (8)	TBD	TBD
Mon., Nov. 19	St. John's vs. CALIFORNIA (11)	4:00 p.m.	ESPN2
Mon., Nov. 19	Iowa State vs. ARIZONA (12)	6:00 p.m.	ESPNU
Mon., Nov. 19	Cal Poly at WASHINGTON STATE	6:00 p.m.	PAC12
Mon., Nov. 19	Texas Tech vs. USC (13)	6:30 p.m.	ESPN2
Mon., Nov. 19	Presbyterian at UCLA (9)	8:00 p.m.	PAC12
Mon., Nov. 19	Mississippi State vs. ARIZONA STATE (14)	8:00 p.m.	ESPNU
Tues., Nov. 20	Temple/VCU vs. CALIFORNIA (11)	2/4:30 p.m.	ESPN2/U
Tues., Nov. 20	Gonzaga/Illinois vs. ARIZONA (12)	2/7:30 p.m.	ESPN2/ESPNU
Tues., Nov. 20	Nebraska/Missouri State vs. USC (13)	4/6:30 p.m.	ESPN3/2
Tues., Nov. 20	COLORADO at San Diego	7:00 p.m.	ESPNU

Tues., Nov. 20	Green Bay at OREGON (2)	7:00 p.m.	PAC12
Tues., Nov. 20	Texas A&M vs. WASHINGTON (10)	8:30 p.m.	ESPN2
Wed., Nov. 21	TBD vs. ARIZONA (12)	TBD	TBD
Wed., Nov. 21	Wisconsin vs. STANFORD (15)	11:30 a.m.	ESPN/2
Wed., Nov. 21	Minnesota vs. WASHINGTON (10)	5:00 p.m.	TBD
Wed., Nov. 21	St. Mary's/Utah State vs. ARIZONA STATE (14)	5:30/8 p.m.	TBD
Thurs., Nov. 22	Florida/Oklahoma vs. STANFORD (15)	10:30 a.m./4 p.m.	ESPN2/U
Thurs., Nov. 22	Michigan State vs. UCLA (16)	7:00 p.m.	FS1
Thurs., Nov. 22	Hawai'i vs. UTAH (17)	8:30 p.m.	ESPN2
Fri., Nov. 23	TBD vs. STANFORD (15)	TBD	TBD
Fri., Nov. 23	North Carolina/Texas vs. UCLA (16)	1/3:30 p.m.	FOX
Fri., Nov. 23	Grand Canyon/Seton Hall vs. UTAH (17)	6/8:30 p.m.	ESPN3/2
Sat., Nov. 24	COLORADO at Air Force	3:00 p.m.	ATTSN
Sat., Nov. 24	Delaware State at WASHINGTON STATE	7:30 p.m.	PAC12
Sun., Nov. 25	TBD vs. UTAH (17)	TBD	TBD
Sun., Nov. 25	OREGON STATE at Long Beach State	2:00 p.m.	
Sun., Nov. 25	Cal State Bakersfield at USC	4:00 p.m.	PAC12
Mon., Nov. 26	Santa Clara at CALIFORNIA	6:00 p.m.	PAC12
Mon., Nov. 26	Texas Southern at OREGON	8:00 p.m.	PAC12
Tues., Nov. 27	Eastern Washington at WASHINGTON	6:00 p.m.	PAC12
Tues., Nov. 27	CSUN at WASHINGTON STATE	8:00 p.m.	PAC12
Wed., Nov. 28	Nebraska-Omaha at ARIZONA STATE	6:00 p.m.	PAC12
Wed., Nov. 28	Portland at COLORADO	6:00 p.m.	PAC12
Wed., Nov. 28	Hawai'i at UCLA	6:00 p.m.	PAC12
Wed., Nov. 28	Portland State at STANFORD	7:00 p.m.	PAC12
Wed., Nov. 28	Long Beach State at USC	8:00 p.m.	PAC12
Thurs., Nov. 29	Georgia Southern at ARIZONA	6:00 p.m.	PAC12
Sat., Dec. 1	Colorado State at COLORADO	12:00 p.m.	PAC12
Sat., Dec. 1	Nevada at USC	1:30 p.m.	FOX
Sat., Dec. 1	Tulsa at UTAH	2:00 p.m.	PAC12
Sat., Dec. 1	STANFORD at Kansas	2:30 p.m.	ESPN
Sat., Dec. 1	Missouri State at OREGON STATE	4:00 p.m.	PAC12
Sat., Dec. 1	OREGON at Houston	6:00 p.m.	ESPN2
Sat., Dec. 1	WASHINGTON STATE at New Mexico State	6:00 p.m.	
Sat., Dec. 1	Texas Southern at ARIZONA STATE	6:30 p.m.	PAC12
Sat., Dec. 1	CALIFORNIA at St. Mary's	7:00 p.m.	ESPNU
Sun., Dec. 2	ARIZONA at Connecticut	10:00 a.m.	ESPN2
Sun., Dec. 2	UCSB at WASHINGTON	5:00 p.m.	PAC12
Sun., Dec. 2	Loyola Marymount at UCLA	7:00 p.m.	PAC12
Tues., Dec. 4	South Dakota at COLORADO	6:00 p.m.	PAC12
Wed., Dec. 5	Idaho at WASHINGTON STATE	6:00 p.m.	PAC12
Wed., Dec. 5	San Francisco at CALIFORNIA	8:00 p.m.	PAC12
Wed., Dec. 5	WASHINGTON on Gonzaga	8:00 p.m.	ESPN2
Thurs., Dec. 6	Utah Valley at ARIZONA	6:00 p.m.	PAC12
Fri., Dec. 7	TCU vs. USC (18)	6:30 p.m.	FS1
Fri., Dec. 7	Nevada vs. ARIZONA STATE (18)	9:00 p.m.	ESPN2
Sat., Dec. 8	BYU vs. UTAH (19)	11:00 a.m.	ESPNU
Sat., Dec. 8	UIC at COLORADO	3:00 p.m.	PAC12
Sat., Dec. 8	Nebraska-Omaha at OREGON	5:00 p.m.	PAC12
Sat., Dec. 8	San Diego State at CALIFORNIA	7:30 p.m.	PAC12
Sat., Dec. 8	Notre Dame at UCLA	7:30 p.m.	ESPN2
Sun., Dec. 9	ARIZONA at Alabama	10:00 a.m.	ESPN
Sun., Dec. 9	OREGON STATE at Saint Louis	12:30 p.m.	ESPNU
Sun., Dec. 9	Montana State vs. WASHINGTON STATE (20)	4:00 p.m.	PAC12
Sun., Dec. 9	Seattle at WASHINGTON	6:00 p.m.	PAC12
Tues., Dec. 11	COLORADO at New Mexico	6:00 p.m.	ESPN2
Wed., Dec. 12	San Diego at OREGON	7:00 p.m.	PAC12
Sat., Dec. 15	Belmont at UCLA	2:00 p.m.	PAC12
Sat., Dec. 15	UTAH at Kentucky	2:00 p.m.	ESPN2
Sat., Dec. 15	ARIZONA STATE at Georgia	3:00 p.m.	SECN
Sat., Dec. 15	Eastern Washington at STANFORD	4:00 p.m.	PAC12
Sat., Dec. 15	Virginia Tech vs. WASHINGTON (21)	4:00 p.m.	ESPNU
Sat., Dec. 15	Boise State at OREGON	6:00 p.m.	PAC12
Sat., Dec. 15	USC vs. Oklahoma (22)	6:00 p.m.	ESPNU
Sat., Dec. 15	Cal Poly at CALIFORNIA	7:00 p.m.	PAC12
Sat., Dec. 15	Baylor at ARIZONA	8:00 p.m.	ESPN2
Sat., Dec. 15	Texas A&M vs. OREGON STATE (23)	8:00 p.m.	PAC12

Mon., Dec. 17	ARIZONA STATE at Vanderbilt	4:00 p.m.	SECN	Sun., Jan. 20	COLORADO at UTAH	3:00 p.m.	ESPNU
Mon., Dec. 17	Florida A&M at UTAH	5:00 p.m.	PAC12	Thurs., Jan. 24	WASHINGTON at OREGON	6:00 p.m.	ESPN2
Mon., Dec. 17	Pepperdine at OREGON STATE	7:00 p.m.	PAC12	Thurs., Jan. 24	UTAH at STANFORD	6:00 p.m.	PAC12
Mon., Dec. 17	Rider at WASHINGTON STATE (24)	7:00 p.m.	PAC12	Thurs., Jan. 24	ARIZONA at USC	6:00 p.m.	FS1
Tues., Dec. 18	Florida A&M at OREGON	3:00 p.m.	PAC12	Thurs., Jan. 24	COLORADO at CALIFORNIA	8:00 p.m.	PAC12
Tues., Dec. 18	San Jose State at STANFORD	7:00 p.m.	PAC12	Thurs., Jan. 24	WASHINGTON STATE at OREGON STATE	8:00 p.m.	PAC12
Tues., Dec. 18	USC at Santa Clara	7:00 p.m.	TheW.tv	Thurs., Jan. 24	ARIZONA STATE at UCLA	8:00 p.m.	FS1
Wed., Dec. 19	Montana at ARIZONA	5:30 p.m.	PAC12	Sat., Jan. 26	WASHINGTON at OREGON STATE	1:00 p.m.	PAC12
Wed., Dec. 19	UCLA at Cincinnati	6:00 p.m.	ESPN2	Sat., Jan. 26	ARIZONA STATE at USC	5:00 p.m.	ESPNU
Wed., Dec. 19	CALIFORNIA at Fresno State	7:00 p.m.	MWN/Stadium	Sat., Jan. 26	COLORADO at STANFORD	5:00 p.m.	FS1
Wed., Dec. 19	SIUE at WASHINGTON STATE (24)	7:30 p.m.	PAC12	Sat., Jan. 26	ARIZONA at UCLA	7:00 p.m.	ESPN2
Fri., Dec. 21	Kent State at OREGON STATE	12:00 p.m.	PAC12	Sat., Jan. 26	UTAH at CALIFORNIA	7:00 p.m.	ESPNU
Fri., Dec. 21	OREGON at Baylor	4:00 p.m.	ESPN2	Sun., Jan. 27	WASHINGTON STATE at OREGON	5:00 p.m.	ESPNU
Fri., Dec. 21	Northern Arizona at UTAH	6:00 p.m.	PAC12				
Fri., Dec. 21	Sacramento State at WASHINGTON	6:00 p.m.	PAC12	Wed., Jan. 30	UCLA at WASHINGTON STATE	7:00 p.m.	PAC12
Fri., Dec. 21	San Jose State at CALIFORNIA	7:00 p.m.	PAC12	Wed., Jan. 30	USC at WASHINGTON	8:00 p.m.	FS1
Fri., Dec. 21	Southern Utah at USC	8:00 p.m.	PAC12	Thurs., Jan. 31	ARIZONA at ARIZONA STATE	6:00 p.m.	ESPN2/U
Sat., Dec. 22	Indiana State vs. COLORADO (25)	12:00 p.m.	ESPNU	Thurs., Jan. 31	OREGON STATE at COLORADO	6:00 p.m.	PAC12
Sat., Dec. 22	Ohio State vs. UCLA (26)	12:00 p.m.	CBS	Thurs., Jan. 31	OREGON at UTAH	6:00 p.m.	FS1
Sat., Dec. 22	STANFORD at San Francisco	2:00 p.m.	PAC12	Sat., Feb. 2	UCLA at WASHINGTON	1:00 p.m.	ESPN2
Sat., Dec. 22	UC Davis at ARIZONA	4:00 p.m.	PAC12	Sat., Feb. 2	OREGON STATE at UTAH	2:00 p.m.	PAC12
Sat., Dec. 22	Kansas at ARIZONA STATE	6:00 p.m.	ESPN2	Sat., Feb. 2	USC at WASHINGTON STATE	4:00 p.m.	PAC12
Sat., Dec. 22	San Diego vs. WASHINGTON STATE (27)	7:00 p.m.	FS1	Sat., Feb. 2	OREGON at COLORADO	6:30 p.m.	PAC12
Sun., Dec. 23	UNLV/Hawai'i vs. COLORADO (25)	1:30/4 p.m.	ESPN2/U	Sun., Feb. 3	STANFORD at CALIFORNIA	1:00 p.m.	ESPNU
Sun., Dec. 23	Drake/New Mexico State vs. WASHINGTON STATE (27)	4:30/7 p.m.	FS1				
				Wed., Feb. 6	COLORADO at UCLA	6:00 p.m.	PAC12
Tues., Dec. 25	TBD vs. COLORADO (25)	TBD	TBD	Wed., Feb. 6	CALIFORNIA at OREGON	6:30 p.m.	FS1
Sat., Dec. 29	Santa Clara vs. WASHINGTON STATE (28)	11:00 a.m.	PAC12	Wed., Feb. 6	UTAH at USC	8:00 p.m.	PAC12
Sat., Dec. 29	Nevada at UTAH	11:00 a.m.	PAC12	Thurs., Feb. 7	WASHINGTON STATE at ARIZONA STATE	5:00 p.m.	PAC12
Sat., Dec. 29	Princeton at ARIZONA STATE	1:00 p.m.	PAC12	Thurs., Feb. 7	WASHINGTON at ARIZONA	6:00 p.m.	ESPN2
Sat., Dec. 29	Liberty at UCLA	3:00 p.m.	PAC12	Thurs., Feb. 7	STANFORD at OREGON STATE	7:00 p.m.	PAC12
Sat., Dec. 29	OREGON at Boise State	4:30 p.m.	CBSSN	Sat., Feb. 9	UTAH at UCLA	2:00 p.m.	FOX
Sat., Dec. 29	Seattle at CALIFORNIA	5:00 p.m.	PAC12	Sat., Feb. 9	CALIFORNIA at OREGON STATE	2:30 p.m.	PAC12
Sat., Dec. 29	Central Connecticut at OREGON STATE	5:00 p.m.	PAC12	Sat., Feb. 9	WASHINGTON STATE at ARIZONA	4:30 p.m.	PAC12
Sat., Dec. 29	Long Beach State at STANFORD	7:30 p.m.	PAC12	Sat., Feb. 9	WASHINGTON at ARIZONA STATE	7:00 p.m.	ESPN2
Sun., Dec. 30	UC Davis at USC	6:00 p.m.	PAC12	Sat., Feb. 9	COLORADO at USC	7:00 p.m.	ESPN2/U
				Sun., Feb. 10	STANFORD at OREGON	5:00 p.m.	ESPNU
Tues., Jan. 1	Cal State Fullerton at WASHINGTON	7:00 p.m.	PAC12				
Thurs., Jan. 3	UTAH at ARIZONA STATE	5:00 p.m.	PAC12	Wed., Feb. 13	UCLA at CALIFORNIA	7:00 p.m.	PAC12
Thurs., Jan. 3	COLORADO at ARIZONA	6:00 p.m.	FS1	Wed., Feb. 13	ARIZONA STATE at COLORADO	7:30 p.m.	FS1
Thurs., Jan. 3	CALIFORNIA at USC	7:00 p.m.	PAC12	Wed., Feb. 13	USC at STANFORD	8:00 p.m.	ESPNU
Thurs., Jan. 3	STANFORD at UCLA	8:00 p.m.	ESPN	Thurs., Feb. 14	ARIZONA at UTAH	6:00 p.m.	ESPN2/U
Sat., Jan. 5	UTAH at ARIZONA	11:00 a.m.	PAC12	Sat., Feb. 16	USC at CALIFORNIA	5:00 p.m.	PAC12
Sat., Jan. 5	CALIFORNIA at UCLA	1:00 p.m.	PAC12	Sat., Feb. 16	WASHINGTON at WASHINGTON STATE	5:00 p.m.	ESPNU
Sat., Jan. 5	COLORADO at ARIZONA STATE	3:00 p.m.	PAC12	Sat., Feb. 16	UCLA at STANFORD	7:00 p.m.	ESPN2/U
Sat., Jan. 5	OREGON STATE at OREGON	5:00 p.m.	PAC12	Sat., Feb. 16	ARIZONA STATE at UTAH	7:00 p.m.	FS1
Sat., Jan. 5	WASHINGTON STATE at WASHINGTON	7:30 p.m.	PAC12	Sat., Feb. 16	OREGON at OREGON STATE	7:30 p.m.	PAC12
Sun., Jan. 6	STANFORD at USC	5:00 p.m.	ESPNU	Sun., Feb. 17	ARIZONA at COLORADO	5:00 p.m.	ESPNU
Wed., Jan. 9	ARIZONA STATE at CALIFORNIA	6:00 p.m.	PAC12	Wed., Feb. 20	STANFORD at ARIZONA STATE	6:00 p.m.	ESPN2/U
Wed., Jan. 9	ARIZONA at STANFORD	8:00 p.m.	PAC12	Wed., Feb. 20	COLORADO at WASHINGTON STATE	7:00 p.m.	PAC12
Thurs., Jan. 10	UCLA at OREGON	6:00 p.m.	ESPN2/U	Wed., Feb. 20	UTAH at WASHINGTON	8:00 p.m.	FS1
Thurs., Jan. 10	WASHINGTON STATE at COLORADO	6:00 p.m.	PAC12	Thurs., Feb. 21	CALIFORNIA at ARIZONA	6:00 p.m.	FS1
Thurs., Jan. 10	WASHINGTON at UTAH	7:00 p.m.	FS1	Thurs., Feb. 21	OREGON at USC	6:00 p.m.	ESPN2
Thurs., Jan. 10	USC at OREGON STATE	8:00 p.m.	ESPN2/U	Thurs., Feb. 21	OREGON STATE at UCLA	8:00 p.m.	FS1
Sat., Jan. 12	ARIZONA STATE at STANFORD	3:00 p.m.	PAC12	Sat., Feb. 23	OREGON STATE at USC	3:00 p.m.	PAC12
Sat., Jan. 12	WASHINGTON STATE at UTAH	5:00 p.m.	PAC12	Sat., Feb. 23	UTAH at WASHINGTON STATE	5:00 p.m.	PAC12
Sat., Jan. 12	WASHINGTON at COLORADO	7:00 p.m.	ESPNU	Sat., Feb. 23	OREGON at UCLA	7:00 p.m.	ESPN2
Sat., Jan. 12	ARIZONA at CALIFORNIA	7:30 p.m.	PAC12	Sat., Feb. 23	COLORADO at WASHINGTON	7:30 p.m.	PAC12
Sun., Jan. 13	USC at OREGON	5:00 p.m.	ESPNU	Sun., Feb. 24	CALIFORNIA at ARIZONA STATE	3:00 p.m.	PAC12
Sun., Jan. 13	UCLA at OREGON STATE	7:00 p.m.	FS1	Sun., Feb. 24	STANFORD at ARIZONA	5:00 p.m.	ESPNU
Thurs., Jan. 17	OREGON at ARIZONA	6:00 p.m.	ESPN2	Thurs., Feb. 28	ARIZONA at OREGON STATE	6:00 p.m.	FS1
Thurs., Jan. 17	STANFORD at WASHINGTON	6:00 p.m.	ESPN2	Thurs., Feb. 28	WASHINGTON STATE at STANFORD	6:00 p.m.	PAC12
Thurs., Jan. 17	OREGON STATE at ARIZONA STATE	7:00 p.m.	FS1	Thurs., Feb. 28	USC at UCLA	6:00 p.m.	ESPN2/U
Thurs., Jan. 17	CALIFORNIA at WASHINGTON STATE	7:00 p.m.	PAC12	Thurs., Feb. 28	WASHINGTON at CALIFORNIA	8:00 p.m.	FS1
Sat., Jan. 19	STANFORD at WASHINGTON STATE	12:00 p.m.	PAC12	Thurs., Feb. 28	ARIZONA STATE at OREGON	8:00 p.m.	PAC12
Sat., Jan. 19	UCLA at USC	1:00 p.m.	CBS	Sat., March 2	ARIZONA at OREGON	1/3/7:00 p.m.	ESPN2
Sat., Jan. 19	CALIFORNIA at WASHINGTON	2:00 p.m.	PAC12	Sat., March 2	UTAH at COLORADO	3:00 p.m.	ESPNU
Sat., Jan. 19	OREGON STATE at ARIZONA	4:00 p.m.	PAC12	Sat., March 2	WASHINGTON STATE at CALIFORNIA	4:00 p.m.	PAC12
Sat., Jan. 19	OREGON at ARIZONA STATE	6:30 p.m.	PAC12	Sun., March 3	WASHINGTON at STANFORD	1:00 p.m.	ESPNU

Sun., March 3	ARIZONA STATE at OREGON STATE	5:00 p.m.	ESPNU
Wed., March 6	OREGON STATE at WASHINGTON	7:00 p.m.	PAC12
Wed., March 6	OREGON at WASHINGTON STATE	8:00 p.m.	FS1
Thurs., March 7	UCLA at COLORADO	6:00 p.m.	ESPN2/U
Thurs., March 7	USC at UTAH	7:00 p.m.	FS1
Thurs., March 7	CALIFORNIA at STANFORD	8:00 p.m.	ESPN2/U
Sat., March 9	OREGON STATE at WASHINGTON STATE	12:00 p.m.	PAC12
Sat., March 9	ARIZONA STATE at ARIZONA	1:00 p.m.	CBS
Sat., March 9	USC at COLORADO	2:00 p.m.	PAC12
Sat., March 9	UCLA at UTAH	4:00 p.m.	PAC12
Sat., March 9	OREGON at WASHINGTON	7:00 p.m.	ESPN

Mar. 13-16 2019 Pac-12 Men's Basketball Tournament - T-Mobile Arena, Las Vegas, Nev.

Wed., Mar. 13	Pac-12 Tournament – First Round	12 p.m.	PAC12
	Pac-12 Tournament – First Round	2:30 p.m.	PAC12
	Pac-12 Tournament – First Round	6 p.m.	PAC12
	Pac-12 Tournament – First Round	8:30 p.m.	PAC12
Thur., Mar. 14	Pac-12 Tournament – Quarterfinals	12 p.m.	PAC12
	Pac-12 Tournament – Quarterfinals	2:30 p.m.	PAC12
	Pac-12 Tournament – Quarterfinals	6 p.m.	PAC12
	Pac-12 Tournament – Quarterfinals	8:30 p.m.	ESPN
Fri., Mar. 15	Pac-12 Tournament – Semifinals	6 p.m.	PAC12
	Pac-12 Tournament – Semifinals	8:30 p.m.	ESPN
Sat., Mar. 16	Pac-12 Tournament – Championship	7:30 p.m.	ESPN

IN-SEASON TOURNAMENT AND NEUTRAL SITES

- (1) Hall of Fame Classic, Campus Games
- (2) 2K Sports Classic, Campus Games
- (3) MGM Grand Main Event, Campus Games
- (4) 2018 Pac-12 China Game, Shanghai, China
- (5) Legends Classic, Campus Games
- (6) Maui Jim Maui Invitational, Campus Game
- (7) 2K Sports Classic, New York, N.Y. (Madison Square Garden)
- (8) Paradise Jam, St. Thomas, U.S.V.I. (UVI Sports and Fitness Center)
- (9) Las Vegas Invitational, Campus Games
- (10) Vancouver Showcase, Vancouver, B.C. (Vancouver Convention Centre)
- (11) Legends Classic, Brooklyn, N.Y. (Barclays Center)
- (12) Maui Jim Maui Invitational, Lahaina, Hawai'i (Lahaina Civic Center)
- (13) Hall of Fame Classic, Kansas City, Mo. (Sprint Center)
- (14) MGM Grand Main Event, Las Vegas, Nev. (T-Mobile Arena)
- (15) Battle 4 Atlantis, Nassau, Bahamas (Imperial Arena)
- (16) Las Vegas Invitational, Las Vegas, Nev. (Orleans Arena)
- (17) Wooden Legacy, Fullerton, Calif. (Titan Gym)
- (18) HoopHall LA, Los Angeles, Calif. (STAPLES Center)
- (19) Beehive Classic, Salt Lake City, Utah (Vivint Smart Home Arena)
- (20) Kennewick, Wash. (Toyota Center)
- (21) Boardwalk Classic, Atlantic City, N.J. (Boardwalk Hall)
- (22) Tulsa, Okla. (BOK Center)
- (23) Dam City Classic, Portland, Ore. (Moda Center)
- (24) Las Vegas Classic, Campus Games
- (25) Diamond Head Classic, Honolulu, Hawaii (Stan Sheriff Center)
- (26) CBS Sports Classic, Chicago, Ill. (United Center)
- (27) Las Vegas Classic, Las Vegas, Nev. (Orleans Arena)
- (28) Spokane, Wash. (Spokane Arena)



2019 NCAA TOURNAMENT

FIRST FOUR

Tuesday, March 19 & Wednesday, March 20:

Dayton Arena, Dayton, Ohio
(University of Dayton, host)

FIRST & SECOND ROUNDS

Thursday, March 21 & Saturday, March 23:

XL Center, Hartford, Conn.
(Connecticut, host)

Wells Fargo Arena, Des Moines, Iowa
(Drake University, host)

Jacksonville Veterans Memorial Arena,
Jacksonville, Fla.
(Jacksonville University, host)

Vivint Smart Home Arena,
Salt Lake City, Utah
(Utah, host)

Friday, March 22 & Sunday, March 24:

Colonial Life Arena, Columbia, S.C.
(South Carolina, host)

Nationwide Arena, Columbus, Ohio
(Ohio State, host)

BOK Center, Tulsa, Okla.
(Tulsa, host)

SAP Center, San Jose, Calif.
(West Coast Conference, host)

REGIONALS

Thursday, March 28 & Saturday, March 30:

Honda Center, Anaheim, Calif.
(Big West Conference, host)

KFC Yum! Center, Louisville, Kent.
(Louisville, host)

Friday, March 29 & Sunday, March 31:

Capital One Arena, Washington, D.C.
(Georgetown, host)

Sprint Center, Kansas City, Mo.
(Missouri Valley Conference, host)

FINAL FOUR

Saturday, April 6 and Monday, April 8:

U.S. Bank Stadium, Minneapolis, Minn.
(Minnesota, host)

Information: www.ncaasports.com

Future Final Four Sites

- 2020 Mercedes-Benz Stadium, Atlanta (April 4/6)
- 2021 Lucas Oil Stadium, Indianapolis (April 3/5)
- 2022 Mercedes-Benz Superdome, New Orleans (April 2/4)
- 2023 NRG Stadium, Houston (Dates TBA)
- 2024 Univ. of Phoenix Stadium, Glendale, Ariz. (Dates TBA)
- 2025 Alamodome, San Antonio (Dates TBA)
- 2026 Lucas Oil Stadium, Indianapolis (Dates TBA)

With 16 NCAA Championships (by six different schools) under its belt, it's easy to see why Pac-12 Basketball has as rich and as storied a tradition of hoop excellence as any Conference – if not more so.

Some of the best ever to play the game have passed through this league – Jason Kidd, Gary Payton, Kareem Abdul-Jabbar (Lew Alcindor), Bill Walton, Hank Luisetti, Sidney Wicks, Bob Houbregs, Jack Gardner. The same is true on the coaching side – John Wooden, Slats Gill, Ralph Miller, Pete Newell, Marv Harshman, Everett Dean, Lute Olson and Mike Montgomery.

The “Conference of Champions” has claimed a 16 NCAA Tournament titles, 39 NCAA Final Four Appearances, 93 consensus All-Americans, 17 National Players of the Year, 27 Naismith Memorial Basketball Hall of Fame members . . . well, you get the picture.

Pac-12 Basketball began more than 100 years ago with the formation of the Pacific Coast Conference. California won the first title in 1916 with a 5-3 record, ahead of competitors Oregon State (5-3) and Washington (2-6). That season also produced the league's first All-American, Ade Sieberts of Oregon State. Six teams competed the following year, and Washington State's 8-1 mark stood above the others.

With the expansion of the PCC to eight teams in 1922, the league was split into north and south divisions, with the divisional champions meeting in a playoff. Idaho defeated California in the first playoff and produced the Conference's fifth All-American in eight seasons in Al Fox.

The NCAA Tournament became a reality with the 1939 season, and a Pac-12 (PCC) team was the first to win it, as Oregon defeated Texas, Oklahoma and Ohio State en route to the title in Evanston, Ill. USC was in the Final Four the next year, while Washington State advanced to the title game in 1941, but fell to Wisconsin by five, 39-34. Stanford claimed the NCAA crown the following year with a 53-38 win over Dartmouth. Utah, which joined the Pac-12 in 2011, captured the 1944 NCAA title with a 42-40 overtime victory over Dartmouth.



Arizona State's James Harden is one of four former Pac-12 players to play for Team USA in the 2012 London Olympics.

Pete Newell's California Golden Bears won the 1959 NCAA title with a win over West Virginia, and were runners-up to Ohio State the following season.


Then came UCLA and its unlikely-to-ever-be-duplicated feat of seven consecutive NCAA Championships (11 overall), which was engineered by the great John Wooden – “The Wizard of Westwood.” The Bruins actually won a pair of titles in 1964 and '65, then began their streak in 1967 (Alcindor's first season). A loss to North Carolina State in the 1974 Finals ended the streak, but UCLA came back the following season to defeat Kentucky for its 10th title in 12 years.

After UCLA captured the school's 11th title in 1995 with a victory over Arkansas, the Arizona Wildcats became the sixth Pac-12 team to capture the league's 16th men's basketball championship in 1997. The Wildcats became the first team in the history of the tournament to defeat three number one seeds (Kansas, North Carolina and Kentucky) en route to the title.

In recent years, the Pac-12 has enjoyed a large amount of success - as evidenced by NCAA "Sweet 16" appearances in 27 of the past 31 seasons, at least half its teams in postseason play in 28 of the last 31 seasons, 14 national and freshman players of the year in the last 30 seasons and a couple of NIT pre- and postseason titles, just to name a few of the accolades – giving the Pac-12 the right to proudly be referred to as “The Conference of Champions.”



UCLA's Lew Alcindor (Kareem Abdul-Jabbar) and Bill Walton flank John Wooden - arguably two of the greatest college players and coach ever.



Oregon State's Gary Payton was one of college basketball's most dominant players in the late-1980's. He was inducted into the Basketball Hall of Fame in 2013.

THIS IS PAC-12 BASKETBALL ...

- 16 NCAA titles - second-most of any conference, trailing only the ACC's 17.
- Over the last six NBA Drafts (2013-18), the Pac-12 has produced 49 picks overall and 26 first-round selections, totals that are second only to the ACC (62, 36). The totals include a Conference record-tying 21 selections in the 2017 & 2018 NBA Drafts, highlighted by consecutive No. 1 overall picks for the first time in league history.
- Pac-12 members were well represented during the 2018 NBA Finals as six alumni and former players were on the rosters of the Cleveland Cavaliers and champion Golden State Warriors ... The Pac-12 had 70 former players on NBA opening day rosters last season, 37 of which reached the Playoffs, totals that were both second-most among conferences.



► Washington's Matisse Thybulle is the returning Pac-12 career leader with 205 steals and 103 blocks entering the 2018-19 season. He's also among the league's top-six returners in scoring, three pointers, rebounds and assists.

► Oregon's Kenny Wooten is the Pac-12's second-leading returning career shot blocker after registering 92 rejections as a rookie in 2017-18, the third-most in a freshman campaign and 10th-most in a season in league history.



► Washington's David Crisp is the Pac-12's returning career leader in three pointers (182).

2018-2019 SEASON

WILDCAT FACTS

Location: Tucson, AZ 85721
Founded/Enrollment: 1885/42,236
Colors: Cardinal & Navy (Pantone® 200/281)
Joined Pac-12: 1978-79
All-time record: 1,796-931 (113 seasons)
President: Dr. Robert C. Robbins
Faculty Rep: Ricardo Valerdi
Athletic Director: Dave Heeke
SWA: Erika Barnes

Head Coach: Sean Miller (Pittsburgh, '92)
Career Record: 367-121 (14 years)
Arizona Record: 247-74 (9 years)
Pac-12 Record: 121-41 (9 years)
Office: (520) 621-2430
Fax: (520) 621-2202
Assistant Coaches: Mark Phelps, Justin Gainey, Danny Peters

Basketball SID: Daniel Berk
E-mail: dberk@email.arizona.edu
Office: (520) 621-1814
Cell: (314) 363-3842

Local Radio: KCUB (1290 AM)/KHYT (107.5 FM)

Home Court: McKale Center (14,655/1973)
Record in McKale: 591-105 (46 years)
Press Row Phone: (520) 621-4334
Press Will-Call: Northeast entrance
Press Row Location: Courtside across from benches, baselines, Section 24

RECORD HOLDERS

POINTS
Career: 2555 – Sean Elliott, 1986-89
Season: 848 – Khalid Reeves, 1994
Game: 46 – Ernie McCray vs. CSLA, 2/6/60

THREE-POINT FIELD GOALS
Career: 342 – Salim Stoudamire, 2002-05
Season: 120 – Salim Stoudamire, 2005
Game: 9 – Salim Stoudamire vs. Oregon State, 2/20/05
 Gabe York vs. Stanford, 3/5/16

REBOUNDS
Career: 1190 – Al Fleming, 1973-76
Season: 405 – Deandre Ayton, 2018
Game: 26 – Bill Reeves vs. UCSB, 2/1/56
 Joe Skaisgir vs. CSLA, 1/31/62

ASSISTS
Career: 810 – Russell Brown, 1978-81
Season: 247 – Russell Brown, 1979
Game: 19 – Russell Brown vs. Grand Canyon, 12/8/79

STEALS
Career: 245 – Jason Terry, 1996-99
Season: 85 – Jason Terry, 1997
Game: 9 – Bennett Davison vs. Stanford, 2/28/98

BLOCKED SHOTS
Career: 278 – Anthony Cook, 1986-89
Season: 102 – Loren Woods, 2000
Game: 14 – Loren Woods vs. Oregon, 2/3/00

ARIZONA NUMERICAL ROSTER

No.	Name	Pos.	Ht.	Wt.	Yr.	Exp.	Hometown/Last School
1	Devonaire Doutrive	G	6-5	175	Fr.	HS	Dallas, Texas/Birmingham HS (Calif.)
2	Brandon Williams	G	6-2	190	Fr.	HS	Los Angeles, Calif./Crespi Carmelite HS
3	Dylan Smith*	G	6-5	185	Jr.	1L	Mobile, Ala./UNC Asheville
4	Chase Jeter*	C/F	6-10	235	Jr.	TR	Las Vegas, Nev./Bishop Gorman HS/Duke
5	Brandon Randolph	G	6-6	185	So.	1L	Yonkers, N.Y./Westtown School (Pa.)
10	Ryan Luther	F	6-9	225	Gr.	TR	Gibsonia, Pa./Pittsburgh
11	Ira Lee	F	6-7	235	So.	1L	Los Angeles, Calif./Crossroads School
12	Justin Coleman	G	5-10	170	Gr.	TR	Birmingham, Ala./Samford
13	Omar Thielemans	F	6-7	210	Fr.	HS	Ghent, Belgium/Ka Pegasus Ostend HS
23	Alex Barcello	G	6-3	190	So.	1L	Phoenix, Ariz./Corona Del Sol HS
24	Emmanuel Akot	G	6-7	210	So.	1L	Winnipeg, Manitoba/Wasatch Academy (Utah)
50	Alec Spence	G	6-6	195	Fr.	HS	St. Louis, Mo./St. Louis Country Day School
52	Kory Jones*^	G	6-3	175	So.	1L	Herndon, Va./Westfield HS
54	Matt Weyand^	F	6-5	200	So.	1L	Irvine, Calif./Mater Dei HS
55	Jake Desjardins	F	6-6	220	Jr.	2L	Henderson, Nev./Coronado HS

* - Has used redshirt year. Returning starter in **bold**. ^ - Walk-on.



HEAD COACH - SEAN MILLER

- In 14 seasons as a Division I head coach, Sean Miller has yet to suffer through a losing season, making him one of just seven current Division I head coaches with at least 10 years of experience who can make that claim.
- Through his first nine seasons as coach at Arizona, Miller has amassed a record of 121-41 in Pac-12 games, a .747 win percentage that ranks third in Pac-12 history for coaches with 100-or-more victories in the league.
- Has guided a team to the NCAA Tournament in 11 of his 14 years of head coaching, with seven Sweet 16 and four Elite Eight appearances.
- Four-time conference Coach of the Year, including three John Wooden Pac-12 Coach of the Year awards, one of six to win the honor at least three times.

MILLER YEAR-BY-YEAR

Year	School	ALL		CONFERENCE			POSTSEASON	
		W-L	W-L	Fin.	Conf.	NCAA	Other	
2004-05	Xavier	17-12	10-6	T2nd	A-10			
2005-06	Xavier	21-11	8-8	T7th	A-10	0-1		
2006-07	Xavier	25-9	13-3	T1st	A-10	1-1		
2007-09	Xavier	30-7	14-2	1st	A-10	3-1		
2008-09	Xavier	27-8	12-4	1st	A-10	2-1		
<i>Xavier totals (5 years)</i>		<i>120-47 (.719)</i>	<i>57-23 (.713)</i>			<i>6-4 (.600)</i>	<i>0-0</i>	
2009-10	Arizona	16-15	10-8	4th	Pac-10			
2010-11	Arizona	30-8	14-4	1st	Pac-10	3-1		
2011-12	Arizona	23-12	12-6	4th	Pac-12		0-1 (NIT)	
2012-13	Arizona	27-8	12-6	T2nd	Pac-12	2-1		
2013-14	Arizona	33-5	15-3	1st	Pac-12	3-1		
2014-15	Arizona	34-4	16-2	1st#	Pac-12	3-1		
2015-16	Arizona	25-9	12-6	T3rd	Pac-12	0-1		
2016-17	Arizona	32-5	16-2	T1st#	Pac-12	2-1		
2017-18	Arizona	27-8	14-4	1st#	Pac-12	0-1		
<i>Arizona totals (9 years)</i>		<i>247-74 (.769)</i>	<i>121-41 (.747)</i>			<i>13-7 (.650)</i>	<i>0-1</i>	
Career totals (14 years)		367-121 (.752)	178-64 (.736)			19-11 (.633)	0-1	

- Pac-12 Tournament Champions

2018-19 SCHEDULE

November

Wed., 7 HOUSTON BAPTIST 6 p.m. PAC12
 Sun., 11 CAL POLY 2 p.m. PAC12
 Wed., 14 UTEP 5 p.m. PAC12
 Mon., 19 vs. Iowa State (1) 6 p.m. ESPN
 Tues., 20 vs. Gonzaga/Illinois (1) 2/7:30 p.m. ESPN/2
 Wed., 21 vs. TBD (1) TBA TBA
 Thurs., 29 GEORGIA SOUTHERN 6 p.m. PAC12

December

Sun., 2 at Connecticut 10 a.m. ESPN2
 Thurs., 6 UTAH VALLEY 6 p.m. PAC12
 Sun., 9 at Alabama 10 a.m. ESPN
 Sat., 15 BAYLOR 8 p.m. ESPN2
 Wed., 19 MONTANA 5:30 p.m. PAC12
 Sat., 22 UC DAVIS 4 p.m. PAC12

January

Thurs., 3 COLORADO* 6 p.m. FS1
 Sat., 5 UTAH* 11 a.m. PAC12
 Wed., 9 at Stanford* 8 p.m. PAC12
 Sat., 12 at California* 7:30 p.m. PAC12
 Thurs., 17 OREGON* 6 p.m. ESPN/2
 Sat., 19 OREGON STATE* 4 p.m. PAC12
 Thurs., 24 at USC* 6 p.m. FS1
 Sat., 26 at UCLA* 7 p.m. ESPN2
 Thurs., 31 at Arizona State* 6 p.m. ESPN/2U

February

Thurs., 7 WASHINGTON* 6 p.m. ESPN/2
 Sat., 9 WASHINGTON STATE* 4:30 p.m. PAC12
 Thurs., 14 at Utah* 6 p.m. ESPN2/U
 Sun., 17 at Colorado* 5 p.m. ESPN
 Thurs., 21 CALIFORNIA* 6 p.m. FS1
 Sun., 24 STANFORD* 5 p.m. ESPN
 Thurs., 28 at Oregon State* 6 p.m. FS1

March

Sat., 2 at Oregon* 1/3/7 p.m. ESPN/2
 Sat., 9 ARIZONA STATE* 1 p.m. CBS
 13-16 Pac-12 Tournament (2)

(1) Maui Jim Maui Invitational, Lahaina, Hawaii (Lahaina Civic Center)
 (2) Las Vegas, Nev. (T-Mobile Arena)

* Pac-12 Game
 Game times PT

2017-18 RESULTS
 (27-8, 14-4)

NOVEMBER

Fri., 10 NORTHERN ARIZONA W, 101-67
 Sun., 12 UMBR W, 103-78
 Thurs., 16 CSU BAKERSFIELD W, 91-59
 Wed., 22 vs. North Carolina State (1) L, 84-90
 Thurs., 23 vs. SMU (1) L, 60-66
 Fri., 24 vs. #18 Purdue (1) L, 64-89
 Wed., 29 LONG BEACH STATE W, 91-56

DECEMBER

Sat., 2 at UNLV W, 91-88 (OT)
 Tues., 5 vs. #7 Texas A&M (2) W, 67-64
 Sat., 9 ALABAMA W, 88-82
 Sat., 16 at New Mexico W, 89-73
 Mon., 18 NORTH DAKOTA STATE W, 83-53
 Thu., 21 CONNECTICUT W, 73-58
 Sat., 30 #3 ARIZONA STATE* W, 84-78

JANUARY

Thurs., 4 at Utah* W, 94-82
 Sat., 6 at Colorado* L, 77-80
 Thurs., 11 OREGON STATE* W, 62-53
 Sat., 13 OREGON* W, 90-83
 Wed., 17 at California* W, 79-58
 Sat., 20 at Stanford* W, 73-71
 Thurs., 25 COLORADO* W, 80-71
 Sat., 27 UTAH* W, 74-73
 Wed., 31 at Washington State* W, 100-72

FEBRUARY

Sat., 3 at Washington* L, 75-78
 Thurs., 8 UCLA* L, 74-82
 Sat., 10 USC* W, 81-67
 Thurs., 15 at #25 Arizona State* W, 77-70
 Thurs., 22 at Oregon State* W, 75-65 (OT)
 Sat., 24 at Oregon* L, 93-98 (OT)

MARCH

Thurs., 1 STANFORD* W, 75-67
 Sat., 3 CALIFORNIA* W, 66-54
 Thurs., 8 vs. 8-Colorado (3) W, 83-67
 Fri., 9 vs. 4-UCLA (3) W, 78-67 (OT)
 Sat., 10 vs. 2-USC (3) W, 75-61
 Thurs., 15 vs. 13-Buffalo (4) L, 68-89

(1) Battle 4 Atlantis, Paradise Island, Bahamas (Imperial Arena)
 (2) Phoenix, Ariz. (Talking Stick Resort Arena)
 (3) Pac-12 Tournament, Las Vegas, Nev. (T-Mobile Arena)
 (4) NCAA Tournament First & Second Rounds, Boise, Idaho (Taco Bell Arena)

* Pac-12 Game I Rankings listed are Associated Press.

RECENT FINISHES

Year	CONF. W-L	Fin.	ALL W-L	Post.
78-79	10-8	4t	16-11	
79-80	6-12	6	12-15	
80-81	8-10	5t	13-14	
81-82	4-14	8t	9-18	
82-83	1-17	10	4-24	
83-84	8-10	5t	11-17	
84-85	12-6	3t	21-10	NCAA
85-86	14-4	1	23-9	NCAA
86-87	13-5	2	18-12	NCAA
87-88	17-1	1*	35-3	NCAA*
88-89	17-1	1*	29-4	NCAA
89-90	15-3	1t*	25-7	NCAA
90-91	14-4	1	28-7	NCAA
91-92	13-5	3	24-7	NCAA
92-93	17-1	1	24-4	NCAA
93-94	14-4	1	29-6	NCAA*
94-95	13-5	2	23-8	NCAA
95-96	13-5	2	26-7	NCAA
96-97	11-7	5	25-9	NCAA#
97-98	17-1	1	30-5	NCAA
98-99	13-5	2	22-7	NCAA
99-00	15-3	1t	27-7	NCAA
00-01	15-3	2	28-8	NCAA*
01-02	12-6	2t*	24-10	NCAA
02-03	17-1	1	28-4	NCAA
03-04	11-7	3	20-10	NCAA
04-05	15-3	1	30-7	NCAA
05-06	11-7	4t	20-13	NCAA
06-07	11-7	3t	20-11	NCAA
07-08	8-10	7	19-15	NCAA
08-09	9-9	5t	21-14	NCAA
09-10	10-8	4	16-15	NCAA
10-11	14-4	1	30-8	NCAA
11-12	12-6	4	23-12	NIT
12-13	12-6	2t	27-8	NCAA
13-14	15-3	1	33-5	NCAA
14-15	16-2	1*	34-4	NCAA
15-16	12-6	3t	25-9	NCAA
16-17	16-2	1t*	32-5	NCAA
17-18	14-4	1*	27-8	NCAA

* - Pac-12 Tournament Champion
 # - NCAA Champion
 + - NCAA runner-up
 ^ - NCAA Final Four

2017-18 ARIZONA STATISTICS (Overall: 27-8, Pac-12: 14-4/1st) - Returning players in bold.

Player	GP-GS	Min/Avg	TOTAL		3-PTS		REBOUNDS								Blk	Stl	Pts	Avg
			FG-A	Pct	3FG-A	Pct	FT-A	Pct	Off/Def	Tot	Avg	PF-FO	A	TO				
Ayton, Deandre	35-35	1172-33.5	276-451	.612	12-35	.343	140-191	.733	118/287	405	11.6	81-3	57	69	66	20	704	20.1
Ristic, Dusan	35-35	949-27.1	178-313	.569	6-15	.400	64-81	.790	72/171	243	6.9	83-2	32	47	18	13	426	12.2
Trier, Allonzo	33-33	1124-34.1	184-368	.500	70-184	.380	160-185	.865	11/89	100	3.0	57-1	107	70	11	21	598	18.1
Alkins, Rawle	23-21	723-31.4	99-229	.432	33-92	.359	71-980	.724	43/67	110	4.8	50-2	58	59	17	29	302	13.1
Jackson-Cartwright	35-35	1120-32.0	90-206	.437	50-120	.417	44-59	.746	8/75	83	2.4	78-1	156	65	4	50	274	7.8
Smith, Dylan	34-8	498-14.6	49-135	.363	32-97	.330	17-21	.810	12/41	53	1.6	49-1	36	31	7	5	147	4.3
Randolph, Brandon	31-4	361-11.6	41-107	.383	15-46	.326	19-26	.731	4/22	26	0.8	37-0	26	21	4	12	116	3.7
Barcello, Alex	21-0	202-9.6	18-46	.391	8-26	.308	6-8	.750	3/19	22	1.0	26-0	19	8	0	3	50	2.4
Lee, Ira	27-0	276-10.2	24-52	.462	1-2	.500	15-25	.600	19/43	62	2.3	50-2	10	13	12	5	64	2.4
Pinder, Keanu	32-0	334-10.4	27-39	.692	0-0	.000	21-34	.618	15/52	67	2.1	62-0	3	13	16	9	75	2.3
Akot, Emmanuel	31-4	321-10.4	21-54	.389	9-24	.375	5-11	.455	11/23	34	1.1	26-0	26	19	3	6	56	1.8
Trillo, Tyler	2-0	6-3.0	1-11	.000	1-11	.000	0-0	.000	0/0	0	0.0	1-0	0	1	0	0	3	1.5
DesJardins, Jake	3-0	7-2.3	1-2	.500	0-0	.000	0-0	.000	0/3	3	1.0	2-0	1	1	0	0	2	0.7
Denny, Talbott	3-0	6-2.0	0-0	.000	0-0	.000	1-2	.500	0/0	0	0.0	1-0	0	1	0	0	1	0.3
Weyand, Matt	1-0	1-1.0	0-0	.000	0-0	.000	0-0	.000	0/0	0	0.0	0-0	0	0	0	0	0	0.0
Team																		
Arizona	35	71001009-2003	.504	237-642	.369	563-741	.760	353/924	1277	36.5	606-12	531	427	158	173	2818	80.5	
Opponents	35	7100890-2047	.435	261-729	.358	468-638	.734	310/708	1018	29.1	691-22	443	406	92	214	2509	71.7	

SUN DEVIL FACTS

Location: Tempe, AZ 85287-2505
Founded/Enrollment: 1885/103,410
Colors: Maroon & Gold (Pantone® 208/123)
Joined Pac-12: 1978-79
All-time Record: 1,363-1,219 (106 years)

President: Dr. Michael Crow
Faculty Rep: Dr. Jeffrey Wilson
Athletic Director: Ray Anderson
SWA: Deana Garner-Smith

Head Coach: Bobby Hurley (Duke, '92)
Career Record: 92-67 (5 years)
ASU Record: 50-47 (3 years)
Pac-12 Record: 20-34 (3 years)
Office: (480) 965-9885
Fax: (480) 965-9082

Associate Head Coach: Rashon Burno
Assistant Coaches: Anthony Coleman, Drazen Zlovacic

Basketball SID: Doug Tammaro
E-Mail: tammaro@asu.edu
Office: (480) 965-5799
Cell: (480) 734-7795

Local Radio: KMVP (98.7 FM)

Home Court: Wells Fargo Arena (14,100/1974)

Record in WFA: 438-201 (41 years)
Press Row Phone: (480) 965-7274/4778
Press Will-Call: Ticket office, west side
Press Row Location: Courtside and above opponent bench

RECORD HOLDERS

POINTS

Career: 2044 – Eddie House, 1997-2000
Season: 736 – Eddie House, 2000
Game: 61 – Eddie House vs. Cal, 1/8/00

THREE-POINT FIELD GOALS

Career: 323 – Stevin Smith, 1991-94
Season: 113 – Stevin Smith, 1993
Game: 10 – Twice. Last, Stevin Smith vs. Oregon State, 1/27/94

REBOUNDS

Career: 1022 – Tony Cerkenik, 1960-63
Season: 415 – Tony Cerkenik, 1961
Game: 27 – Mark Landsberger vs. San Diego State, 12/3/76

ASSISTS

Career: 551 – Derek Glasser, 2007-10
Season: 294 – Ahlon Lewis, 1998
Game: 16 – Ahlon Lewis vs. Northern Arizona, 12/23/97

STEALS

Career: 258 – Eddie House, 1997-2000
Season: 76 – Lafayette Lever, 1982
Game: 8 – Four times. Last, Stevin Smith vs. Alaska-Anchorage, 1/2/93

BLOCKED SHOTS

Career: 314 – Jordan Bachynski, 2011-14
Season: 133 – Jordan Bachynski, 2013
Game: 12 – Jordan Bachynski vs. Cal State Northridge, 12/8/12

ARIZONA STATE NUMERICAL ROSTER

No.	Name	Pos.	Ht.	Wt.	Yr.	Exp.	Hometown/Last School
0	Luguentz Dort	G	6-4	185	Fr.	HS	Mono, Ontario/Athlete Institute Basketball Academy
1	Remy Martin	G	6-0	170	So.	1L	Chatsworth, Calif./Sierra Canyon HS
2	Rob Edwards*	G	6-4	205	R-Jr.	TR	Detroit, Mich./Cass Tech/Cleveland State
3	Mickey Mitchell	F	6-7	225	R-Jr.	1L	Orlando, FL/West Plano (Texas) HS/Ohio State
5	Kyle Feit	G	6-4	190	Fr.	HS	West Palm Beach, Fla./IMG Academy
10	Vitaliy Shibel	F	6-9	220	So.	1L	Ivano-Frankivsk, Ukraine/Lee Academy
11	Elias Valtonen	G	6-5	195	Fr.	HS	Eura, Finland/Helsinki Basketball Academy
14	Kimani Lawrence	F	6-7	210	So.	1L	Providence, R.I./New Hampton School (N.H.)
21	Jack Roggin	G	6-0	165	So.	HS	Calabasas, Calif./Calabasas HS
23	Romello White	F	6-8	235	So.	1L	Suwannee, Ga./Wheeler HS
24	Jordan Salzman	G	5-10	165	So.	1L	Locust Valley, N.Y./Portledge HS
25	Grant Fogerty	G	5-11	170	So.	1L	Scottsdale, Ariz./Desert Mountain HS
31	Trevor Thompson	G	6-2	175	R-Fr.	HS	Phoenix, Ariz./Moon Valley HS
32	De'Quon Lake	F	6-9	235	Sr.	1L	Charlotte Amalie, St. Thomas, U.S.V.I./Iowa Western CC
34	Uros Plavsic	C	7-1	240	Fr.	HS	Smederevo, Serbia/Hamilton Heights Christian Academy
35	Taeshon Cherry	F	6-8	210	Fr.	HS	El Cajon, Calif./San Diego Charter
45	Zylan Cheatham*	F	6-8	215	R-Sr.	TR	Phoenix, Ariz./South Mountain CC/San Diego State

* - Has used redshirt year. ^ - Walk-on. Returning starter in bold. # - Will sit the 2017-18 season.



HEAD COACH - BOBBY HURLEY

- Led ASU to first NCAA Tournament berth in four seasons in 2018, aided by perfect 12-0 record in non-conference play which propelled Sun Devils to No. 3 national ranking. 12-0 mark included upset at No. 2 ranked Kansas.
- Named the 14th head men's basketball coach in ASU history on April 9, 2015.
- Arrived at ASU after coaching Buffalo for two years. He led the Bulls to a school-record matching 23 wins in 2014-15, their first Mid-American Conference title and a trip to the NCAA Tournament. In 2013-14 Hurley was named a finalist for the Joe B. Hall Award, which is given to the nation's top first-year head coach.
- An NCAA Champion with Duke in 1991 and 1992. He was named the 1992 NCAA Final Four Most Outstanding Player.

HURLEY YEAR-BY-YEAR		ALL			CONFERENCE			POSTSEASON	
Year	School	W-L	W-L	Fin.	Conf.	NCAA	Other		
2013-14	Buffalo	19-10	13-5	1st	MAC				
2014-15	Buffalo	23-10	12-6	T-1st	MAC	0-1			
<i>Buffalo totals (2 years)</i>		<i>42-20 (.677)</i>	<i>25-11 (.694)</i>			<i>0-1 (.000)</i>			
2015-16	Arizona State	15-17	5-13	11th	Pac-12				
2016-17	Arizona State	15-18	7-11	8th	Pac-12				
2017-18	Arizona State	20-12	8-10	T-8th	Pac-12	0-1			
<i>Arizona State totals (3 years)</i>		<i>50-47 (.515)</i>	<i>20-34 (.370)</i>			<i>0-1 (.000)</i>			
Career totals (5 years)		92-67 (.579)	45-45 (.500)			0-2 (.000)			

2018-19 SCHEDULE

November

Tues., 6 CAL STATE FULLERTON 5 p.m. PAC12
 Fri., 9 MCNEESE STATE (1) 6 p.m. PAC12
 Mon., 12 LONG BEACH STATE (1) 6 p.m. PAC12
 Fri., 16 at San Francisco 6 p.m. PAC12
 Mon., 19 vs. Mississippi State (2) 8 p.m. ESPN
 Wed., 21 vs. St. Mary's (Calif.)/Utah State (2) 5:30/8 p.m. TBA
 Wed., 28 NEBRASKA-OMAHA 6 p.m. PAC12

December

Sat., 1 TEXAS SOUTHERN 6:30 p.m. PAC12
 Fri., 7 vs. Nevada (3) 9 p.m. ESPN2
 Sat., 15 at Georgia 3 p.m. SECN
 Mon., 17 at Vanderbilt 4 p.m. SECN
 Sat., 22 KANSAS 6 p.m. ESPN2
 Sat., 29 PRINCETON 1 p.m. PAC12

January

Thurs., 3 UTAH* 5 p.m. PAC12
 Sat., 5 COLORADO* 3 p.m. PAC12
 Wed., 9 at California* 6 p.m. PAC12
 Sat., 12 at Stanford* 3 p.m. PAC12
 Thurs., 17 OREGON STATE* 7 p.m. FS1
 Sat., 19 OREGON* 6:30 p.m. PAC12
 Thurs., 24 at UCLA* 8 p.m. FS1
 Sat., 26 at USC* 5 p.m. ESPN
 Thurs., 31 ARIZONA* 6 p.m. ESPN2/U

February

Thurs., 7 WASHINGTON STATE* 5 p.m. PAC12
 Sat., 9 WASHINGTON* 7 p.m. ESPN/2
 Wed., 13 at Colorado* 7:30 p.m. FS1
 Sat., 16 at Utah* 7 p.m. FS1
 Wed., 20 STANFORD* 6 p.m. ESPN/2/U
 Sun., 24 CALIFORNIA* 3 p.m. PAC12
 Thurs., 28 at Oregon* 8 p.m. PAC12

March

Sun., 3 at Oregon State* 5 p.m. ESPN
 Sat., 9 at Arizona* 1 p.m. CBS
 13-16 Pac-12 Tournament (4)

- (1) MGM Grand Main Event, Campus Games
- (2) MGM Grand Main Event, Las Vegas, Nev. (T-Mobile Arena)
- (3) HoopHall LA, Los Angeles, Calif. (STAPLES Center)
- (4) Las Vegas, Nev. (T-Mobile Arena)

* Pac-12 Game
 Game times PT

2017-18 RESULTS
 (20-12, 8-10)

NOVEMBER

Fri., 10 IDAHO STATE W, 94-74
 Tues., 14 SAN DIEGO STATE W, 90-68
 Fri., 17 NORTHERN ARIZONA (1) W, 97-62
 Sun., 19 UC IRVINE (1) W, 99-78
 Thurs., 23 vs. Kansas State (2) W, 92-90
 Fri., 24 vs. #15 Xavier (2) W, 102-86

DECEMBER

Sat., 2 SAN FRANCISCO W, 75-57
 Fri., 8 vs. St. John's (3) W, 82-70
 Sun., 10 at #2 Kansas W, 95-85
 Sun., 17 VANDERBILT W, 76-64
 Tues., 19 LONGWOOD W, 95-61
 Fri., 22 PACIFIC W, 104-65
 Sat., 30 at #17 Arizona* L, 78-84

JANUARY

Thurs., 4 at Colorado* L, 81-90 (OT)
 Sun., 7 at Utah* W, 80-77
 Thurs., 11 OREGON* L, 72-76
 Sat., 13 OREGON STATE* W, 77-75
 Wed., 17 at Stanford* L, 77-86
 Sat., 20 at California* W, 81-73
 Thurs., 25 UTAH* L, 77-80 (OT)
 Sat., 27 COLORADO* W, 80-66

FEBRUARY

Thurs., 1 at Washington* L, 64-68
 Sun., 4 at Washington State* W, 88-78
 Thurs., 8 USC* W, 80-78
 Sat., 10 UCLA* W, 88-79
 Thurs., 15 #17 ARIZONA* L, 70-77
 Thurs., 22 at Oregon* L, 68-75
 Sat., 24 at Oregon State* L, 75-79

MARCH

Thurs., 1 CALIFORNIA* W, 84-53
 Sat., 3 STANFORD* L, 83-84
 Wed., 7 vs. 8-Colorado (4) L, 85-97
 Wed., 14 vs. 11-Syracuse (5) L, 56-60

- (1) Continental Tire Invitational, Campus Games
- (2) Continental Tire Las Vegas Invitational, Las Vegas, Nev. (Orleans Arena)
- (3) HoopHall LA, Los Angeles, Calif. (Staples Center)
- (4) Pac-12 Tournament, Las Vegas, Nev. (T-Mobile Arena)
- (5) NCAA Tournament First Four, Dayton, Ohio (UD Arena)

* Pac-12 game | Rankings listed are Associated Press.

RECENT FINISHES

Year	CONF.		ALL		Post.
	W-L	Fin.	W-L		
78-79	7-11	6t	16-14		
79-80	15-3	2	22-7		NCAA
80-81	16-2	2	24-4		NCAA
81-82	8-10	6t	13-14		
82-83	12-6	3t	19-14		NIT
83-84	8-10	5t	13-15		
84-85	7-11	7	12-16		
85-86	8-10	5t	14-14		
86-87	6-12	8t	11-17		
87-88	6-12	7	13-16		
88-89	5-13	7	12-16		
89-90	6-12	7t	15-16		NIT
90-91	10-8	3t	20-10		NCAA
91-92	9-9	5t	19-14		NIT
92-93	11-7	3t	18-10		NIT
93-94	10-8	4t	15-13		NIT
94-95	12-6	3	24-9		NCAA!
95-96	6-12	8	11-16		
96-97	2-16	10	10-20		
97-98	8-10	5t	18-14		NIT
98-99	6-12	9	14-16		
99-00	10-8	4t	19-13		NIT
00-01	5-13	6t	13-16		
01-02	7-11	7	14-15		NIT
02-03	11-7	4	20-12		NCAA
03-04	4-14	10	10-17		
04-05	7-11	6t	18-14		NIT
05-06	5-13	8t	11-17		
06-07	2-16	10	8-22		
07-08	9-9	5t	21-13		NIT
08-09	11-7	3t	25-10		NCAA
09-10	12-6	2	22-11		NIT
10-11	4-14	10	12-19		
11-12	6-12	10	10-21		
12-13	9-9	6t	22-13		NIT
13-14	10-8	5t	21-12		NCAA
14-15	9-9	5t	18-16		NIT
15-16	5-13	11	15-17		
16-17	7-11	8	15-18		
17-18	8-10	8t	20-12		NCAA

! - NCAA Sweet Sixteen

2017-18 ARIZONA STATE STATISTICS (Overall: 20-12, Pac-12: 8-10/T-8th) - Returning players in bold.

Player	GP-GS	TOTAL			3-PTS		REBOUNDS											
		Min/Avg	FG-A	Pct	3FG-A	Pct	FT-A	Pct	Off/Def	Tot	Avg	PF-FO	A	TO	Blk	Stl	Pts	Avg
Holder, Tra	32-32	1124-35.1	177-435	.407	69-187	.369	159-190	.837	30/104	134	4.2	64-1	110	78	1	42	582	18.2
Evans II, Shannon	32-32	1117-34.9	156-412	.379	95-256	.371	122-143	.853	11/93	104	3.3	60-1	112	53	9	44	529	16.5
Justice, Kodi	32-32	1030-32.2	143-312	.458	77-202	.381	42-65	.646	8/77	85	2.7	62-0	65	47	6	38	405	12.7
White, Romello	31-31	752-24.3	120-184	.652	0-0	.000	85-154	.552	79/141	220	7.1	100-6	13	44	23	8	325	10.5
Martin, Remy	32-0	762-23.8	107-236	.453	23-62	.371	71-94	.755	22/73	95	3.0	48-0	94	43	2	36	308	9.6
Lake, De'Quon	32-1	546-17.1	91-128	.711	0-0	.000	47-71	.662	59/108	167	5.2	91-5	4	14	43	9	229	7.2
Mitchell, Mickey	24-11	541-22.5	50-99	.505	7-20	.350	33-49	.673	35/90	125	5.2	72-2	39	33	13	21	140	5.8
Lawrence, Kimani	19-0	186-9.8	22-48	.458	3-15	.200	11-13	.846	10/23	33	1.7	31-0	3	9	8	7	58	3.1
Shibel, Vitaliy	32-20	332-10.4	19-55	.345	11-44	.250	10-12	.833	11/48	59	1.8	73-3	17	13	9	4	59	1.8
Witherill, Austin	16-1	40-2.5	3-6	.500	3-6	.500	1-2	.500	1/4	5	0.3	0-0	0	0	0	0	10	0.6
Fogerty, Grant	12-0	12-1.0	0-2	.000	0-1	.000	0-0	.000	0/0	0	0.0	3-0	1	0	0	0	0	0.0
Salzman, Jordan	8-0	8-1.0	0-3	.000	0-0	.000	0-0	.000	0/0	0	0.0	0-0	0	0	0	0	0	0.0
Team									49/50	99				9				
Arizona State	32	6450888-1920	.463	288-793	.363	581-793	.733	315/811	1126	35.2	606-18	458	343	114	209	2645	82.7	
Opponents	32	6450841-1919	.438	262-766	.342	451-628	.718	358/813	1171	36.6	689-20	479	474	111	172	2395	74.8	

GOLDEN BEAR FACTS

Location: Berkeley, CA 94720
Founded/Enrollment: 1868/40,910
Colors: Blue & Gold (Pantone® 282/123)
Joined Pac-12: 1915-16
All-time Record: 1,580-1,184 (109 years)
Chancellor: Carol T. Christ
Faculty Rep: Bob Jacobsen
Director of Athletics: Jim Knowlton
SWA: Jenny Simon-O'Neill

Head Coach: Wyking Jones (Loyola Marymount '95)
Career Record: 8-24 (1 year)
California Record: 8-24 (1 year)
Pac-12 Record: 2-16 (1 year)
Office: (510) 642-0361
Fax: (510) 642-6807
Associate Head Coach: Chris Walker
Assistant Coaches: David Grace, Marty Wilson

Basketball SID: Mara Rudolph
E-Mail: marar@berkeley.edu
Office: 510-642-0515
Cell: 510-384-6574

Local Radio: KGO (810 AM)
Home Court: Haas Pavilion (11,858/1999)
Record in Haas Pavilion/Harmon Gym: 764-365 (78 years)
Press Row Phone: (510) 642-3098
Press Will-Call: Gate 1, Southeast Entrance
Press Row Locations: Southwest side of court

RECORD HOLDERS

POINTS
Career: 1835 – Jerome Randle, 2007-10
Season: 729 – Lamond Murray, 1994
Game: 48 – Ed Gray vs. Wash. St., 2/22/97

THREE-POINT FIELD GOALS
Career: 252 – Jerome Randle, 2007-10
Season: 92 – Jerome Randle 2010
Game: 9 – Joe Shipp vs. Fresno State, 12/11/01

REBOUNDS
Career: 1019 – Bob McKeen, 1952-55
Season: 382 – Ansley Truitt, 1972
Game: 27 – Bob Presley vs. St. Mary's, 12/6/67

ASSISTS
Career: 546 – Keith Smith, 1987-90
Season: 272 – Jason Kidd, 1994
Game: 18 – Jason Kidd vs. Stanford, 1/20/94

STEALS
Career: 204 – Jason Kidd, 1993-94
Season: 110 – Jason Kidd, 1993
Game: 8 – Jason Kidd vs. Washington, 1/28/93; A.J. Diggs vs. Cleveland State, 11/30/02

BLOCKED SHOTS
Career: 206 – Michael Stewart, 1994-97
Season: 74 – Kingsley Okoroh, 2017
Game: 7 – Five times. Last, Kingsley Okoroh vs. Portland State, 12/21/17

CALIFORNIA NUMERICAL ROSTER

No.	Name	Pos.	Ht.	Wt.	Yr.	Exp.	Hometown/Last School
0	Jacob Orender	G	6-0	175	Sr.	TR	Jacksonville, Fla./Fletcher HS/Lafayette
1	Darius McNeill	G	6-3	175	So.	1L	Houston, Texas/Westfield HS
2	Juhwan Harris-Dyson	G	6-5	198	So.	1L	Northridge, Calif./Heritage Christian HS
3	Paris Austin*	G	6-0	185	R-Jr.	TR	Oakland, Calif./Bishop O'Dowd/Boise State
10	Justice Sueing	F	6-7	209	So.	1L	Honolulu, Hawaii/Mater Dei HS (Calif.)
13	Jules Erving	F	6-6	185	So.	1L	Atlanta, Ga./Holy Innocents Episcopal
15	Roman Davis*	F	6-7	204	Jr.	1L	Carson, Calif./Windward HS
20	Matt Bradley	G	6-4	210	Fr.	HS	San Bernardino, Calif./Wasatch Academy (Utah)
22	Andre Kelly	F	6-8	220	Fr.	HS	Stockton, Calif./Lincoln HS
23	Connor Vanover	F/C	7-3	215	Fr.	HS	Little Rock, Ark./Findlay Prep (Nev.)
24	Jacobi Gordon	F	6-6	205	Fr.	HS	Houston, Texas/Aspire Academy (Ky.)
34	Grant Anticevich	F	6-8	217	So.	1L	Sydney, Australia/Newington College
35	James Zhao	G	6-3		Fr.	HS	Beijing, China/Dulwich College China
40	David Serge	G	6-4		Jr.		Newbury Park, Calif./Oaks Christian HS
42	Blake Welle	F	6-8	230	Fr.	HS	Santa Cruz, Calif./Aptos HS

* - Has used redshirt year. ^ - Walk-on. Returning starter in **bold**.



HEAD COACH - WYKING JONES

- Named California head coach on March 24, 2017 after serving as assistant coach for two seasons under Cuonzo Martin. Helped the Golden Bears to a pair of postseason appearances and 44 victories.
- Spent eight total seasons as a full-time assistant coach, helping his teams compile a 219-72 combined record with six NCAA Tournament appearances.
- During four seasons as an assistant at Louisville (2012-15), the Cardinals compiled a 123-30 record, reached two Final Fours and captured the 2013 NCAA title.
- Played four seasons at LMU from 1991-95, scoring 1,076 points and collecting 493 rebounds. A two-time All-West Coast Conference selection, highlighted by a 19.7 ppg average as a junior.

JONES YEAR-BY-YEAR

Year	School	ALL W-L	CONFERENCE W-L	Fin.	Conf.	POSTSEASON NCAA	Other
2017-18	California	8-24	2-16	12	Pac-12	0-0 (.000)	
<i>California totals (1 year)</i>		8-24 (.250)	2-16 (.125)			0-0 (.000)	
Career totals (1 year)		8-24 (.250)	2-16 (.125)			0-0 (.000)	

ALL W-L	CONFERENCE W-L	Fin.	Conf.	POSTSEASON NCAA	Other
8-24	2-16	12	Pac-12	0-0 (.000)	
8-24 (.250)	2-16 (.125)			0-0 (.000)	
8-24 (.250)	2-16 (.125)			0-0 (.000)	

2018-19 SCHEDULE

November			
Fri., 9	vs. Yale (1)	8 p.m.	ESPNU
Tues., 13	HAMPTON (2)	7 p.m.	PAC12
Thurs., 15	DETROIT MERCY (2)	7 p.m.	PAC12
Mon., 19	vs. St. John's (3)	4 p.m.	ESPN2
Tues., 20	vs. Temple/VCU (3)	2/4:30 p.m.	ESPN2/U
Mon., 26	SANTA CLARA	6 p.m.	PAC12
December			
Sat., 1	at Saint Mary's (Calif.)	7 p.m.	ESPNU
Wed., 5	SAN FRANCISCO	8 p.m.	PAC12
Sat., 8	SAN DIEGO STATE	7:30 p.m.	PAC12
Sat., 15	CAL POLY	7 p.m.	PAC12
Wed., 19	at Fresno State	7 p.m.	MWNStadium
Fri., 21	SAN JOSE STATE	7 p.m.	PAC12
Sat., 29	SEATTLE	5 p.m.	PAC12
January			
Thurs., 3	at USC*	7 p.m.	PAC12
Sat., 5	at UCLA*	1 p.m.	PAC12
Wed., 9	ARIZONA STATE*	6 p.m.	PAC12
Sat., 12	ARIZONA*	7:30 p.m.	PAC12
Thurs., 17	at Washington State*	7 p.m.	PAC12
Sat., 19	at Washington*	2 p.m.	PAC12
Thurs., 24	COLORADO*	8 p.m.	PAC12
Sat., 26	UTAH*	7 p.m.	ESPNU
February			
Sun., 3	STANFORD*	1 p.m.	ESPNU
Wed., 6	at Oregon*	6:30 p.m.	FS1
Sat., 9	at Oregon State*	2:30 p.m.	PAC12
Wed., 13	UCLA*	7 p.m.	PAC12
Sat., 16	USC*	5 p.m.	PAC12
Thurs., 21	at Arizona*	6 p.m.	FS1
Sun., 24	at Arizona State*	3 p.m.	PAC12
Thurs., 28	WASHINGTON*	8 p.m.	FS1
March			
Sat., 2	WASHINGTON STATE*	4 p.m.	PAC12
Thurs., 7	at Stanford*	8 p.m.	ESPN2/U
13-16	Pac-12 Tournament (4)		

- (1) Pac-12 China Game, Shanghai, China
- (2) Legends Classic, Campus Games
- (3) Legends Classic, Brooklyn, N.Y. (Barclays Center)
- (4) Las Vegas, Nev. (T-Mobile Arena)

* Pac-12 Game
Game times PT

**2017-18 RESULTS
(8-24, 2-16)**

NOVEMBER			
Fri., 10	UC RIVERSIDE	L, 66-74	
Sun., 12	CAL POLY	W, 85-82	
Thurs., 16	WOFFORD	W, 79-65	
Mon., 20	vs. #6 Wichita State (1)	L, 82-92	
Tues., 21	vs. VCU (1)	L, 69-83	
Wed., 22	vs. Chaminade (1)	L, 72-96	
Tues., 28	CSUN	W, 83-63	
DECEMBER			
Sat., 2	SAINT MARY'S (CALIF.)	L, 63-74	
Wed., 6	CENTRAL ARKANSAS	L, 69-96	
Sat., 9	at San Diego State	W, 63-62	
Sat., 16	CAL STATE FULLERTON	W, 95-89 (OT)	
Tues., 19	at Seattle	W, 81-59	
Thurs., 21	PORTLAND STATE	L, 81-106	
Sat., 30	at Stanford*	W, 77-74	
JANUARY			
Thurs., 4	USC*	L, 62-80	
Sat., 6	UCLA*	L, 84-107	
Thurs., 11	at Washington*	L, 56-66	
Sat., 13	at Washington State*	L, 53-78	
Wed., 17	#14 ARIZONA*	L, 58-79	
Sat., 20	#16 ARIZONA STATE*	L, 73-81	
Thurs., 25	at UCLA*	L, 57-70	
Sun., 28	at USC*	L, 59-77	
FEBRUARY			
Thurs., 1	OREGON*	L, 53-66	
Sat., 3	OREGON STATE*	W, 74-70	
Wed., 7	at Colorado*	L, 64-68	
Sat., 10	at Utah*	L, 43-77	
Sun., 18	STANFORD*	L, 73-77	
Thurs., 22	WASHINGTON STATE*	L, 76-78	
Sat., 24	WASHINGTON*	L, 51-68	
MARCH			
Thurs., 1	at Arizona State*	L, 53-84	
Sat., 3	at #19 Arizona*	L, 54-66	
Wed., 7	vs. 5-Stanford (2)	L, 58-76	

- (1) Maui Jim Maui Invitational, Lahaina, Hawaii (Lahaina Civic Center)
- (2) Pac-12 Tournament, Las Vegas, Nev. (T-Mobile Arena)
- *Pac-12 Conference Game. Rankings listed are AP.

RECENT FINISHES

Year	CONF.		ALL		Post.
	W-L	Fin.	W-L		
78-79	4-14	10	6-21		
79-80	3-15	10	8-19		
80-81	5-13	8t	13-14		
81-82	8-10	6t	14-13		
82-83	7-11	6t	14-14		
83-84	5-13	9	12-16		
84-85	5-13	8t	13-15		
85-86	11-7	3	19-10		NIT
86-87	10-8	3t	20-15		NIT
87-88	5-13	8t	9-20		
88-89	10-8	5	20-13		NIT
89-90	12-6	3	22-10		NCAA
90-91	8-10	5t	13-15		
91-92	4-14	9	10-18		
92-93	12-6	2	21-9		NCAA
93-94	13-5	2t	22-8		NCAA
94-95^	5-13	8t	13-14		
95-96^	11-7	4	17-11		NCAA
96-97	12-6	2t	23-9		NCAA
97-98	8-10	5t	12-15		
98-99	8-10	5t	22-11		NIT
99-00	7-11	7	18-15		NIT
00-01	11-7	4t	20-11		NCAA
01-02	12-6	2t	23-9		NCAA
02-03	13-5	3	22-9		NCAA
03-04	9-9	4t	13-15		
04-05	6-12	8t	13-16		
05-06	12-6	3	20-11		NCAA
06-07	6-12	8	16-17		
07-08	6-12	9	17-16		NIT
08-09	11-7	3t	22-11		NCAA
09-10	13-5	1	24-11		NCAA
10-11	10-8	4t	18-15		NIT
11-12	13-5	2t	24-10		NCAA
12-13	12-6	2t	21-12		NCAA
13-14	10-8	5t	21-14		NIT
14-15	7-11	8t	18-15		
15-16	12-6	3t	23-11		NCAA
16-17	10-8	5t	21-13		NIT
17-18	2-16	12	8-24		

^ Required by NCAA to forfeit five league/13 overall wins in 1994-95, nine league/15 overall wins in 1995-96, and the 1996 NCAA appearance.

2017-18 CALIFORNIA STATISTICS (Overall: 8-24, Pac-12: 2-16/12th) - Returning players in bold.

Player	GP-GS	TOTAL			3-PTS		REBOUNDS							Blk	Stl	Pts	Avg	
		Min/Avg	FG-A	Pct	3FG-A	Pct	FT-A	Pct	Off/Def	Tot	Avg	PF-FO	A					TO
Coleman, Don	30-22	943-31.4	127-387	.328	26-107	.243	147-197	.746	32/56	88	2.9	68-1	57	60	1	42	427	14.2
Sueing, Justice	32-31	1023-32.0	157-362	.434	42-135	.311	86-128	.672	48/124	172	5.4	75-1	44	68	15	48	442	13.8
Lee, Marcus	32-32	888-27.8	151-268	.563	0-0	.000	63-103	.612	98/132	230	7.2	115-9	42	85	52	21	365	11.4
McNeill, Darius	32-30	1051-32.8	128-336	.381	67-190	.353	40-54	.741	10/84	94	2.9	76-2	70	70	6	39	363	11.3
Harris-Dyson, J.	30-19	582-19.4	70-142	.493	0-13	.000	47-82	.573	46/56	102	3.4	73-5	31	54	7	34	187	6.2
Okoroh, Kingsley	32-17	804-25.1	68-168	.405	0-0	.000	45-66	.682	65/108	173	5.4	95-5	26	40	66	8	181	5.7
Davis, Roman	25-0	205-8.2	17-53	.321	2-8	.250	12-26	.462	16/37	53	2.1	31-0	9	13	1	4	48	1.9
Hamilton, Nick	31-7	443-14.3	19-55	.345	4-14	.286	17-25	.680	23/35	58	1.9	55-0	22	31	1	15	59	1.9
King, Derek	3-0	4-1.3	2-3	.667	1-2	.500	0-0	.000	0/2	2	0.7	0-0	0	1	0	0	5	1.7
Winston, Deschon	25-2	163-6.5	15-50	.300	4-23	.174	7-9	.778	5/11	16	0.6	17-0	7	18	0	4	41	1.6
Anticevich, Grant	23-0	170-7.4	11-35	.314	2-13	.154	10-13	.769	11/25	36	1.6	18-0	3	10	3	2	34	1.5
Oreder, Jacob	3-0	5-1.7	0-1	.000	0-0	.000	2-21	0.000	0/1	1	0.3	1-0	0	0	0	0	2	0.7
Welle, Cole	15-0	51-3.4	2-15	.133	0-3	.000	6-10	.600	10/5	15	1.0	14-0	0	1	2	2	10	0.7
McCullough, Austin	19-0	91-4.8	0-12	.000	0-10	.000	2-21	.000	0/4	4	0.2	10-0	2	4	0	1	2	0.1
Erving, Jules	1-0	1-1.0	0-0	.000	0-0	.000	0-0	.000	0/1	1	1.0	0-0	0	0	0	0	0	0.0
Team									62/33	95				15				
California	32	6424767-1887	.406	148-518	.286	484-717	.675	426/714	1140	35.6	648-19	313	470	154	220	2166	67.7	
Opponents	32	6425852-1807	.471	282-706	.399	497-689	.721	316/800	1116	34.9	631-20	514	443	128	193	2483	77.6	

BUFFS FACTS

Location: Boulder, CO 80309
Founded/Enrollment: 1876/33,246
Colors: Silver, Black, Gold
Joined Pac-12: 2011-12
All-time Record: 1,294-1,197 (116 years)

President: Bruce Benson
Chancellor: Phil DiStefano
Faculty Rep: Joe Jupille
Athletic Director: Rick George
SWA: Ceal Barry

Head Coach: Tad Boyle (Kansas '85)
Career Record: 222-176 (12 years)
Colorado Record: 166-110 (8 years)
Pac-12 Record: 72-70 (7 years)
Office: (303) 492-6877
Fax: (303) 492-6607

Associate Head Coach: Mike Rohn
Assistant Coaches: Bill Grier, Kim English

Basketball SID: Troy Andre
E-Mail: troy.andre@colorado.edu
Office: (303) 492-4672
Cell: (303) 903-3654

Local Radio: 850 KOA / 760 KKZN

Home Court: CU Events Center
 (11,064/1979)

Record in Coors Events Center:
 426-173 (39 years)

Press Row Phone: (303) 492-1552
Press Will-Call: Regent Drive (street level entrance)

Press Row Locations: Off the floor, NW and NE corners

RECORD HOLDERS

POINTS

Career: 2001 – Cory Higgins 2007-11; Richard Roby, 2004-08
Season: 779 – Alec Burks, 2011
Game: 47 – Cliff Meely vs. Oklahoma, 2/13/71

THREE-POINT FIELD GOALS

Career: 257 – Blair Wilson, 2000-04
Season: 87 – Kenny Price, 1999
Game: 9 – Kenny Price vs. Texas, 3/5/99

REBOUNDS

Career: 1054 – Stephane Pelle, 1999-03
Season: 401- André Roberson, 2012
Game: 31 – Burdette Haldorson vs. Oklahoma, 12/29/52

ASSISTS

Career: 562 – Jay Humphries, 1981-84
Season: 194 – Jose Winston, 2001
Game: 15 – Jose Winston vs. Coppin St., 1/2/01

STEALS

Career: 309 – Jay Humphries, 1980-84
Season: 115 – Jay Humphries, 1983
Game: 10 – Jay Humphries vs. Wis.-Milwaukee, 1/15/83

BLOCKED SHOTS

Career: 225 – David Harrison, 2001-04
Season: 106 – David Harrison, 2003
Game: 11 – David Harrison vs. Nebraska, 3/8/03

COLORADO NUMERICAL ROSTER

No.	Name	Pos.	Ht.	Wt.	Yr.	Exp.	Hometown/Last School
0	Shane Gatling	G	6-2	179	Jr.	JC	Baldwin, N.Y./Baldwin HS/Indian Hills CC (Iowa)
1	Tyler Bey	G/F	6-7	206	So.	1L	Las Vegas, Nev./Middlebrooks Academy (Calif.)
2	Daylen Kountz	G	6-4	180	Fr.	HS	Denver, Colo./Denver East HS
5	D'Shawn Schwartz	G/F	6-7	223	So.	1L	Colorado Springs, Colo./Sand Creek HS
10	Alexander Strating*	F	6-7	215	R-So.	1L	Wassenaar, Netherlands/American School of The Hague
12	AJ Martinka^	G	6-5	195	So.	1L	Stanwood, Wash./Stanwood HS
13	Namon Wright*	G	6-5	205	R-Sr.	1L	Los Angeles, Calif./Pacific Hills HS/Missouri
14	Deleon Brown	G	6-4	165	Jr.	2L	Grand Rapids, Mich./Brewster Academy (N.H.)
15	Jakub Dombek	F	6-11	190	Fr.	HS	Ostrava, Czech Republic/Get Better Academy
21	Evan Battey*	F	6-8	283	R-Fr.	HS	View Park, Calif./Villa Park HS
23	Lucas Siewert	F	6-10	224	Jr.	2L	Joinville, Santa Catarina, Brazil/Cathedral (Calif.)
24	Eli Parquet	G	6-3	185	Fr.	HS	Beaumont, Texas/West Brook HS
25	McKinley Wright IV	G	6-0	185	So.	1L	North Robbinsdale, Minn./Champlin Park HS
30	Frank Ryder	F	6-10	235	So.	TR	Boulder, Colo./Fairview HS/San Diego
33	Aidan McQuade^	G	6-2	185	So.	HS	Loveland, Colo./Loveland HS
34	Benan Ersek	G	6-2	165	Fr.	HS	Vienna, Austria/Kent Denver School
35	Dallas Walton*	F/C	7-0	230	R-So.	1L	Arvada, Colo./Arvada West HS

* - Has used redshirt year. ^ - Walk-on. Returning starter in **bold**.



HEAD COACH - TAD BOYLE

- Has led CU to postseason appearances in seven of his eight seasons at the helm, including three consecutive NCAA Tournaments from 2012-14.
- Won the 2012 Pac-12 Tournament for CU's first conference title since 1968-69 (Big 8 Conference). As 18th head coach in program history, Boyle's 166 wins in Boulder are the third-most on the CU all-time list.
- First CU coach to win 20 games in each of his first four years and first CU coach to have five 20+ win seasons, owning five of the nine 20-win seasons in school history.
- Boyle's teams hold a 113-22 mark at CU Events Center for a home winning percentage of .837.

BOYLE YEAR-BY-YEAR		ALL	CONFERENCE	POSTSEASON			
Year	School	W-L	W-L	Fin.	Conf.	NCAA	Other
2006-07	Northern Colorado	4-24	2-14	--	Big Sky		
2007-08	Northern Colorado	13-16	6-10	T7th	Big Sky		
2008-09	Northern Colorado	14-18	8-8	5th	Big Sky		
2009-10	Northern Colorado	25-8	12-4	2nd	Big Sky		
<i>Northern Colorado (4 years)</i>		<i>56-66 (.460)</i>	<i>28-36 (.438)</i>			<i>0-0</i>	<i>0-0</i>
2010-11	Colorado	24-14	8-8	T5th	Big 12		3-1& (NIT)
2011-12	Colorado	24-12	11-7	T5th#	Pac-12	1-1	
2012-13	Colorado	21-12	10-8	5th	Pac-12	0-1	
2013-14	Colorado	23-12	10-8	T3rd	Pac-12	0-1	
2014-15	Colorado	16-18	7-11	T8th	Pac-12		1-1 (CBI)
2015-16	Colorado	22-12	10-8	5th	Pac-12	0-1	
2016-17	Colorado	19-15	8-10	7th	Pac-12		0-1 (NIT)
2017-18	Colorado	17-15	8-10	T8th	Pac-12		
<i>Colorado totals (8 years)</i>		<i>166-110 (.601)</i>	<i>72-70 (.507)</i>			<i>1-4 (.200)</i>	<i>4-3 (.571)</i>
Career totals (12 years)		222-176 (.558)	100-106 (.485)			1-4 (.200)	4-3 (.571)

& - NIT Semifinals. # - Pac-12 Tournament Champions

2018-19 SCHEDULE

November			
Tues., 13	DRAKE	5 p.m.	PAC12
Fri., 16	NEBRASKA-OMAHA	6 p.m.	PAC12
Tues., 20	at San Diego	7 p.m.	ESPNU
Sat., 24	at Air Force	3 p.m.	ATTSN
Wed., 28	PORTLAND	6 p.m.	PAC12
December			
Sat., 1	COLORADO STATE	12 p.m.	PAC12
Tues., 4	SOUTH DAKOTA	6 p.m.	PAC12
Sat., 8	UIC	3 p.m.	PAC12
Tues., 11	at New Mexico	6 p.m.	ESPNU
Sat., 22	vs. Indiana State (1)	12 p.m.	ESPNU
Sun., 23	vs. Hawai'i/UNLV (1)	1:30/4 p.m.	ESPN2/U
Tues., 25	vs. TBD (1)	TBA	TBA
January			
Thurs., 3	at Arizona*	6 p.m.	FS1
Sat., 5	at Arizona State*	3 p.m.	PAC12
Thurs., 10	WASHINGTON STATE*	6 p.m.	PAC12
Sat., 12	WASHINGTON*	7 p.m.	ESPNU
Sun., 20	at Utah*	3 p.m.	ESPNU
Thurs., 24	at California*	8 p.m.	PAC12
Sat., 26	at Stanford*	5 p.m.	FS1
Thurs., 31	OREGON STATE*	6 p.m.	PAC12
February			
Sat., 2	OREGON*	6:30 p.m.	PAC12
Wed., 6	at UCLA*	6 p.m.	PAC12
Sat., 9	at USC*	7 p.m.	ESPN2/U
Wed., 13	ARIZONA STATE*	7:30 p.m.	FS1
Sun., 17	ARIZONA*	5 p.m.	ESPNU
Wed., 20	at Washington State*	7 p.m.	PAC12
Sat., 23	at Washington*	7:30 p.m.	PAC12
March			
Sat., 2	UTAH*	3 p.m.	ESPNU
Thurs., 7	UCLA*	6 p.m.	ESPN2/U
Sat., 9	USC*	2 p.m.	PAC12
13-16	Pac-12 Tournament (2)		

(1) Diamond Head Classic, Honolulu, Hawaii (Sheriff Center)
 (2) Las Vegas, Nev. (T-Mobile Arena)

* Pac-12 Game
 Game times PT

2017-18 RESULTS
 (17-15, 8-10)

NOVEMBER		
Fri., 10	NORTHERN COLORADO	W, 66-51
Tues., 14	DENVER	W, 89-62
Fri., 17	vs. Quinnipiac (1)	W, 70-69
Sat., 18	vs. Drake (1)	W, 86-81
Sun., 19	vs. Mercer (1)	W, 79-70
Sun., 26	AIR FORCE	W, 81-69
DECEMBER		
Sat., 2	at Colorado State	L, 63-72
Wed., 6	NEW MEXICO	W, 75-57
Sat., 9	at #13 Xavier	L, 69-96
Tues., 12	SAN DIEGO	L, 59-69
Fri., 15	SOUTH DAKOTA STATE	W, 112-103 (20T)
Fri., 22	vs. Iowa (2)	L, 73-80
Fri., 29	at Oregon State*	L, 57-76
Sun., 31	at Oregon*	L, 62-77
JANUARY		
Thurs., 4	#4 ARIZONA STATE*	W, 90-81 (OT)
Sat., 6	#14 ARIZONA*	W, 80-77
Wed., 10	at USC*	L, 58-70
Sat., 13	at UCLA*	W, 68-59
Thurs., 18	WASHINGTON STATE*	W, 82-73
Sat., 20	WASHINGTON*	L, 62-72
Thurs., 25	at #11 Arizona*	L, 71-80
Sat., 27	at #21 Arizona State*	L, 66-80
FEBRUARY		
Fri., 2	UTAH*	W, 67-55
Wed., 7	CALIFORNIA*	W, 68-64
Sun., 11	STANFORD*	W, 64-56
Thurs., 15	at Washington State*	L, 69-73
Sat., 17	at Washington*	L, 59-82
Wed., 21	USC*	L, 64-75
Sun., 25	UCLA*	W, 80-76
MARCH		
Sat., 3	at Utah*	L, 54-64
Wed., 7	vs. 9-Arizona State (3)	W, 97-85
Thurs., 8	vs. 1-#15 Arizona (3)	L, 67-83

(1) Paradise Jam, Lynchburg, Va. (Vines Center)
 (2) Sioux Falls, S.D. (Sanford Pentagon)
 (3) Pac-12 Tournament, Las Vegas, Nev. (T-Mobile Arena)

* Pac-12 Game I Rankings listed are Associated Press.

RECENT FINISHES

Year	CONF.		ALL		Post.
	W-L	Fin.	W-L		
78-79	4-10	8	14-3		
79-80	7-7	4t	17-10		
80-81	5-9	6	16-12		
81-82	3-11	8	11-16		
82-83	3-11	8	13-15		
83-84	6-8	4t	16-13		
84-85	5-9	5t	11-17		
85-86	0-14	8	8-20		
86-87	3-11	8	9-19		
87-88	3-11	8	7-21		
88-89	2-12	8	7-21		
89-90	2-12	8	12-18		
90-91	5-9	6t	19-14		
91-92	4-10	8	13-15		
92-93	2-12	8	10-17		
93-94	2-12	8	10-17		
94-95	5-9	6	15-13		NIT
95-96	3-11	8	9-18		
96-97	11-5	2	22-10		NCAA
97-98	7-9	7t	13-14		
98-99	7-9	7t	18-15		NIT
99-00	7-9	7	18-14		NIT
00-01	5-11	9	15-15		
01-02	5-11	9	15-14		
02-03	9-7	5t	20-12		NCAA
03-04	10-6	4t	18-11		NIT
04-05	4-12	11	14-16		
05-06	9-7	5	20-10		NIT
06-07	3-13	12	7-20		
07-08	3-13	12	12-20		
08-09	1-15	12	9-22		
09-10	6-10	8	15-16		
10-11	8-8	5t	24-14		NIT&
11-12	11-7	5t	24-12		NCAA
12-13	10-8	5	21-12		NCAA
13-14	10-8	3t	23-12		NCAA
14-15	7-11	8t	16-18		CBI
15-16	10-8	5	22-12		NCAA
16-17	8-10	7	19-15		NIT
17-18	8-10	8t	17-15		

1979-96 - member of Big 8
 1997-2011 - member of Big 12
 & - NIT Semifinalist

2017-18 COLORADO STATISTICS (Overall: 17-15, Pac-12; 8-10/T-8th) - Returning players in bold.

Player	GP-GS	Min/Avg	TOTAL		3-PTS		REBOUNDS					PF-FO	A	TO	Blk	Stl	Pts	Avg
			FG-A	Pct	3FG-A	Pct	FT-A	Pct	Off/Def	Tot	Avg							
Wright IV, M.	32-31	1042-32.6	166-368	.451	28-92	.304	94-122	.770	52/97	149	4.7	49-1	175	94	14	31	454	14.2
King, George	32-31	913-28.5	142-319	.445	62-157	.395	68-87	.782	56/195	251	7.8	78-2	35	64	21	17	414	12.9
Wright, Namon	30-13	688-22.9	103-237	.435	29-87	.333	56-76	.737	19/85	104	3.5	48-1	34	57	8	15	291	9.7
Collier, Dominique	32-10	632-19.8	71-184	.386	42-108	.389	56-77	.727	8/41	49	1.5	82-4	46	42	0	18	240	7.5
Siewert, Lucas	30-1	551-18.4	66-136	.485	30-67	.448	42-51	.824	28/62	90	3.0	64-1	22	27	13	8	204	6.8
Miller-Stewart, Tory	6-6	133-22.2	12-18	.667	0-0	.000	13-23	.565	7/21	28	4.7	11-1	2	15	1	1	37	6.2
Bey, Tyler	32-21	629-19.7	73-145	.503	0-6	.000	50-73	.685	48/116	164	5.1	84-4	16	38	22	20	196	6.1
Walton, Dallas	30-25	557-18.6	70-152	.461	5-13	.385	26-37	.703	27/75	102	3.4	59-1	21	28	34	7	171	5.7
Brown, Deleon	23-7	418-18.2	39-112	.348	19-60	.317	17-24	.708	4/23	27	1.2	48-1	18	25	4	11	114	5.0
Schwartz, D'Shawn	32-4	418-13.1	38-90	.422	18-47	.383	14-19	.737	5/54	59	1.8	33-0	9	10	0	3	108	3.4
Nikolic, Lazar	31-9	480-15.5	27-71	.380	8-34	.235	10-21	.476	11/61	72	2.3	59-2	30	28	5	9	72	2.3
Strating, Alexander	5-1	7-1.4	3-5	.600	0-0	.000	0-2	.000	2/2	4	0.8	3-0	0	2	0	0	6	1.2
Martinka, AJ	1-0	1-1.0	0-0	.000	0-0	.000	0-0	.000	0/0	0	0.0	1-0	0	1	0	0	0	0.0
Repine, Josh	5-1	6-1.2	0-2	.000	0-1	.000	0-0	.000	1/0	1	0.2	0-0	1	0	0	0	0	0.0
Team									56/44	100				20				
Colorado	32	6475810-1839	.440	241-672	.359	446-612	.729	324/876	1200	37.5	621-18	409	451	122	140	2307	72.1	
Opponents	32	6475808-1909	.423	265-743	.357	456-649	.703	312/779	1091	34.1	595-16	370	339	128	235	2337	73.0	

DUCK FACTS

Location: Eugene, OR 97401
Founded/Enrollment: 1876/24,500
Colors: Green & Yellow
Joined Pac-12: 1916-17
All-Time Record: 1,644-1,349 (113 years)

President: Michael Schill
Faculty Rep: Tim Gleason
Athletic Director: Rob Mullens
SWA: Lisa Peterson

Head Coach: Dana Altman
 (Eastern New Mexico '80)
Career Record: 620-326 (29 years)
Oregon Record: 210-83 (8 years)
Pac-12 Record: 95-49 (8 years)
Office: (541) 346-4346
Fax: (541) 346-4482

Assistant Coaches: Kevin McKenna, Mike Mennenga, Tony Stubblefield

Basketball SID: Greg Walker
E-mail: gswalker@uoregon.edu
Office: (541) 346-2252
Cell: (541) 954-8775

Local Radio: KUJZ (95.3 FM)/KUGN (590 AM)

Home Court: Matthew Knight Arena
 (12,364/2011)

Record in Matthew Knight Arena:
 126-19 (7.5 years)

Press Row Phone: (541) 346-4497
Press Will-Call: Box Office, 13th Ave. side
Press Row Location: Corner seating in arena on east side

RECORD HOLDERS

POINTS

Career: 2085 – Ron Lee, 1973-76
Season: 745 – Terrell Brandon, 1991; Joseph Young, 2015
Game: 43 – Greg Ballard vs. Oral Roberts, 3/9/77

THREE-POINT FIELD GOALS

Career: 345 – Tajuan Porter, 2007-10
Season: 110 – Tajuan Porter, 2007
Game: 10 – Tajuan Porter vs. Portland State, 11/12/06

REBOUNDS

Career: 1114 – Greg Ballard, 1974-77
Season: 465 – Bob Peterson, 1952
Game: 32 – Jim Loscutoff vs. Brigham Young, 1/28/55

ASSISTS

Career: 614 – Kenya Wilkins, 1994-97
Season: 218 – Luke Ridnour, 2003
Game: 17 – Ron Lee vs. Villanova, 12/23/74

STEALS

Career: 213 – Kenya Wilkins, 1994-97
Season: 89 – Malcolm Armstead, 2011
Game: 9 – Kenya Wilkins vs. Boise State, 12/20/96

BLOCKED SHOTS

Career: 235 – Jordan Bell, 2014-17
Season: 110 – Chris Boucher, 2015-16
Game: 9 – Chris Boucher vs. Arkansas State, 11/25/15

OREGON NUMERICAL ROSTER

No.	Name	Pos.	Ht.	Wt.	Yr.	Exp.	Hometown/Last School
0	Will Richardson	G	6-5	180	Fr.	HS	Hinesville, Ga./Oak Hill Academy (Va.)
1	Bol Bol	C	7-2	235	Fr.	HS	Kansas City, Mo./Findlay Prep (Nev.)
2	Louis King	F	6-9	205	Fr.	HS	Burlington, N.J./Hudson Catholic HS
3	Payton Pritchard	G	6-2	195	Jr.	2L	West Linn, Ore./West Linn HS
4	Ehab Amin	G	6-4	200	R-Sr.	TR	Alexandria, Egypt/Riada American School/Texas A&M Corpus Christi
10	Victor Bailey Jr.	G	6-4	190	So.	1L	Austin, Texas/McNeil HS
13	Paul White*	F	6-9	230	R-Sr.	1L	Chicago, Ill./Whitney Young HS/Georgetown
14	Kenny Wooten	F	6-9	235	So.	1L	Manteca, Calif./Manteca HS
15	Miles Norris	F	6-10	210	Fr.	HS	Chula Vista, Calif./Brewster Academy (N.H.)
24	Abu Kigab	F	6-7	215	So.	1L	St. Catharines, Ontario/Prolific Prep Academy
25	Luke Osborn*	G	6-6	215	R-So.	JC	Clackamas, Ore./Tualatin HS/Clark CC (Wash.)
33	Francis Okoro	F	6-9	235	Fr.	HS	Normal, Ill./Normal West HS
54	Will Johnson*^	G	6-1	180	R-Fr.	HS	Pacific Palisades, Calif./Palisades HS

* - Has used redshirt year. ^ - Walk-on. Returning starter in bold.



HEAD COACH - DANA ALTMAN

- The 19th head coach in Oregon history, Altman has won a trio of John R. Wooden Pac-12 Coach of the Year awards in just eight seasons in the league.
- Has guided the Ducks to school-record win totals in both 2015-16 (31) and 2016-17 (33), a pair of Pac-12 regular season crowns, the 2016 Pac-12 Tournament title, Oregon's first-ever No. 1 seed in the 2016 NCAA Tournament and a trip to the 2017 NCAA Final Four.
- Has led Oregon to 210 wins in eight seasons, the highest eight-year win total in school history. Enters 2018-19 just 26 wins shy of become winningest coach in UO history.
- One of six coaches to have active streak of at least 21 consecutive winning seasons along with Jim Boeheim, Mike Krzyzewski, Roy Williams, Bill Self and Tom Izzo.

ALTMAN YEAR-BY-YEAR

Year	School	W-L	CONFERENCE
1989-90	Marshall	15-13	9-5
<i>Marshall totals (1 year)</i>		<i>15-13 (.536)</i>	<i>9-5 (.643)</i>
1990-91	Kansas State	13-15	3-11
1991-92	Kansas State	16-14	5-9
1992-93	Kansas State	19-11	7-7
1993-94	Kansas State	20-14	4-10
<i>Kansas State totals (4 years)</i>		<i>68-54 (.557)</i>	<i>19-37 (.339)</i>
1994-95	Creighton	7-19	4-14
1995-96	Creighton	14-15	9-9
1996-97	Creighton	15-15	10-8
1997-98	Creighton	18-10	12-6
1998-99	Creighton	22-9	11-7
1999-00	Creighton	23-10	11-7
2000-01	Creighton	24-8	14-4
2001-02	Creighton	23-9	14-4
2002-03	Creighton	29-5	15-3
2003-04	Creighton	20-9	12-6
2004-05	Creighton	23-11	11-7
2005-06	Creighton	20-10	12-6
2006-07	Creighton	22-11	13-5
2007-08	Creighton	22-11	10-8
2008-09	Creighton	27-8	14-4
2009-10	Creighton	18-16	10-8
<i>Creighton totals (16 years)</i>		<i>327-176 (.650)</i>	<i>182-106 (.632)</i>
2010-11	Oregon	21-18	7-11
2011-12	Oregon	24-10	13-5
2012-13	Oregon	28-9	12-6
2013-14	Oregon	24-10	10-8
2014-15	Oregon	26-10	13-5
2015-16	Oregon	31-7	14-4
2016-17	Oregon	33-6	16-2
2017-18	Oregon	23-13	10-8
<i>Oregon totals (8 years)</i>		<i>210-83 (.717)</i>	<i>95-49 (.660)</i>
Career totals (29 years)		620-326 (.655)	337-219 (.606)

CONFERENCE

W-L	W-L	Fin.
15-13	9-5	2nd
15-13 (.536)	9-5 (.643)	
13-15	3-11	8th
16-14	5-9	T6th
19-11	7-7	T5th
20-14	4-10	T6th
68-54 (.557)	19-37 (.339)	
7-19	4-14	9th
14-15	9-9	T5th
15-15	10-8	6th
18-10	12-6	2nd
22-9	11-7	T2nd
23-10	11-7	4th
24-8	14-4	1st
23-9	14-4	T1st
29-5	15-3	2nd
20-9	12-6	T2nd
23-11	11-7	T3rd
20-10	12-6	T2nd
22-11	13-5	2nd
22-11	10-8	4th
27-8	14-4	T1st
18-16	10-8	4th
327-176 (.650)	182-106 (.632)	
21-18	7-11	T7th
24-10	13-5	T2nd
28-9	12-6	T2nd^
24-10	10-8	T5th
26-10	13-5	T2nd
31-7	14-4	1st^
33-6	16-2	T1st
23-13	10-8	T6th
210-83 (.717)	95-49 (.660)	
620-326 (.655)	337-219 (.606)	

POSTSEASON

Conf.	NCAA	Other
Southern		
	0-0 (.000)	0-0
Big Eight		
Big Eight		1-1 (NIT)
Big Eight	0-1	
Big Eight		3-2* (NIT)
	0-1 (.000)	4-3 (.571)
MVC		
MVC	1-1	
MVC	0-1	
MVC	0-1	
MVC		0-1 (NIT)
MVC	1-1	
MVC	0-1	
MVC		0-1 (NIT)
MVC	0-1	
MVC		1-1 (NIT)
MVC		1-1 (NIT)
MVC		2-1 (CIT)
	2-7 (.222)	5-6 (.455)
Pac-10		5-1& (CBI)
Pac-12		2-1 (NIT)
Pac-12	2-1	
Pac-12	1-1	
Pac-12	1-1	
Pac-12	3-1	
Pac-12	4-1#	
Pac-12		1-1 (NIT)
	11-5 (.688)	8-3 (.727)
	13-13 (.500)	17-12 (.586)

* - NIT Final Four. & - CBI Champions. ^ - Pac-12 Tournament Champions. # - NCAA Final Four

BEAVER FACTS

Location: Corvallis, OR 97331
Founded/Enrollment: 1868/31,904
Colors: Orange & Black (Pantone® 172)
Joined Pac-12: 1915-16
All-Time Record: 1,727-1,337 (117 years)

President: Dr. Edward Ray
Faculty Rep: Dr. Joseph Spatafora
Athletic Director: Scott Barnes
SWA: Marianne Vydra

Head Coach: Wayne Tinkle
 (Montana '05)
Career Record: 215-161 (12 years)
OSU Record: 57-70 (4 years)
Pac-12 Record: 25-47 (4 years)
Office: (541) 737-2076
Fax: (541) 737-6179

Associate Head Coach: Kerry Rupp
Assistant Coaches: Gregg Gottlieb,
 Stephen Thompson

Basketball SID: Shawn Schoeffler
E-mail: shawn.schoeffler@oregonstate.edu
Office: (541) 737-8898
Cell: (541) 231-1430

Local Radio: KEJO (1240 AM)

Home Court: Gill Coliseum (9,604/1949)
Record in Gill: 621-320 (69 years)
Press Row Phone: (541) 737-3020
Press Will-Call: East side of Coliseum
Press Row Location: Front row of upper level, opposite team benches

RECORD HOLDERS

POINTS
Career: 2172 – Gary Payton, 1987-90
Season: 775 – Mel Counts, 1964
Game: 58 – Gary Payton vs. USC, 2/22/90

THREE-POINT FIELD GOALS
Career: 185 – Ahmad Starks, 2011-13
Season: 82 – Gary Payton, 1989
Game: 7 – Four times. Last, Ahmad Starks at Kansas, 11/30/12

REBOUNDS
Career: 1375 – Mel Counts, 1962-64
Season: 489 – Mel Counts, 1964
Game: 36 – Swede Halbrook vs. Idaho, 2/15/55

ASSISTS
Career: 938 – Gary Payton, 1987-90
Season: 244 – Gary Payton, 1989
Game: 15 – Gary Payton vs. Arizona State, 11/30/89

STEALS
Career: 321 – Gary Payton, 1987-90
Season: 100 – Gary Payton, 1990
Game: 8 – Three times. Last, Jared Cunningham vs. Washington State, 3/4/10

BLOCKED SHOTS
Career: 184 – Eric Moreland, 2011-14
Season: 73 – Eric Moreland, 2013
Game: 7 – Twice. Last, Drew Eubanks vs. Prairie View A&M, 11/11/16

OREGON STATE NUMERICAL ROSTER

No.	Name	Pos.	Ht.	Wt.	Yr.	Exp.	Hometown/Last School
0	Jordan Campbell	G	6-3	195	Fr.	HS	Adelanto, Calif./Adelanto HS
1	Stephen Thompson Jr.	G	6-4	190	Sr.	3L	Los Angeles, Calif./Bishop Montgomery HS
2	Kye Blaser^	G	6-3	180	Fr.	HS	Newport, Ore./Newport HS
3	Tres Tinkle*	F	6-8	225	R-Jr.	3L	Missoula, Mont./Hellgate HS
4	Alfred Hollins	F	6-6	195	So.	1L	San Francisco, Calif./Hillcrest Prep (Ariz.)
5	Ethan Thompson	G	6-5	190	So.	1L	Los Angeles, Calif./Bishop Montgomery HS
11	Zach Reichle	G	6-5	205	So.	1L	Wilsonville, Ore./Wilsonville HS
13	Antoine Vernon	G	6-0	175	Fr.	HS	Hamilton, Ontario/The Rise Centre Academy
14	Jack Wilson	C	7-0	255	Fr.	HS	Half Moon Bay, Calif./Junipero Serra HS
15	Payton Dastrup	F	6-10	250	Jr.	2L	Mesa, Ariz./Mountain View HS/BYU
22	Warren Washington	F	6-11	210	Fr.	HS	San Marcos, Calif./Mission Hills HS
23	Gligorije Rakocevic	C	6-11	255	Sr.	3L	Bijelo Polje, Montenegro/Cantwell-Sacred Heart of Mary HS
24	Kylor Kelly	F	7-0	215	Jr.	JC	Gervais, Ore./Gervais HS/Lane CC
44	Isaac Barnes*	F	6-8	225	R-Fr.	HS	Pittsburgh, Pa./North Allegheny HS

* - Has used redshirt year. ^ - Walk-on. Returning starter in **bold**.



HEAD COACH - WAYNE TINKLE

- Named Oregon State's 21st men's basketball head coach on May 19, 2014.
- In second season in Corvallis in 2015-16, led OSU to its first NCAA Tournament appearance in 26 seasons (1990) and best league mark since 1992-93.
- In his eight seasons with Montana, Tinkle captured Big Sky regular season titles in 2010, 2012 and 2013 and Big Sky Tournament championships in 2012 and 2013. His 97 conference wins are the most by any Montana coach.
- Led the Grizzlies to four consecutive postseason trips, including the NCAA Tournament in 2010, 2012 and 2013.
- Was named the Big Sky Coach of the Year after the 2011-12 and 2012-13 seasons and also earned NABC Division I All-District 6 Coach of the Year honors in 2012.

TINKLE YEAR-BY-YEAR

Year	School	ALL W-L	CONFERENCE W-L
2006-07	Montana	17-15	10-6
2007-08	Montana	14-16	8-8
2008-09	Montana	17-12	11-5
2009-10	Montana	22-10	10-6
2010-11	Montana	21-11	12-4
2011-12	Montana	25-7	15-1
2012-13	Montana	25-7	19-1
2013-14	Montana	17-13	12-8
<i>Montana totals (8 years)</i>		<i>158-91 (.635)</i>	<i>97-39 (.713)</i>
2014-15	Oregon State	17-14	8-10
2015-16	Oregon State	19-13	9-9
2016-17	Oregon State	5-27	1-17
2017-18	Oregon State	16-16	7-11
<i>Oregon State totals (4 years)</i>		<i>57-70 (.449)</i>	<i>25-47 (.347)</i>
Career totals (12 years)		215-161 (.572)	122-86 (.587)

CONFERENCE		POSTSEASON		
W-L	Fin.	Conf.	NCAA	Other
10-6	3rd	Big Sky		
8-8	T4th	Big Sky		
11-5	T2nd	Big Sky		
10-6	T3rd	Big Sky	0-1	
12-4	2nd	Big Sky		0-1 (CBI)
15-1	1st	Big Sky	0-1	
19-1	1st	Big Sky	0-1	
12-8	T2nd	Big Sky		
<i>Montana totals (8 years)</i>			<i>0-3 (.000)</i>	<i>0-1 (.000)</i>
8-10	7th	Pac-12		
9-9	T6th	Pac-12	0-1 (.000)	
1-17	12th	Pac-12		
7-11	10th	Pac-12		
<i>Oregon State totals (4 years)</i>			<i>0-1 (.000)</i>	
Career totals (12 years)			0-4 (.000)	0-1 (.000)

CARDINAL FACTS

Location: Stanford, CA 94305
Founded/Enrollment: 1891/16,424 (7,056 undergraduate)
Colors: Cardinal (Pantone® 201) & White
Joined Pac-12: 1916-17
All-Time Record: 1,517-1,144 (103 years)
President: Marc Tessier-Lavigne
Faculty Rep: Jeffrey Koseff
Athletic Director: Bernard Muir
SWA: Beth Goode

Head Coach: Jerod Haase (Kansas '97)
Career Record: 113-86 (6 years)
Stanford Record: 33-33 (2 years)
Pac-12 Record: 17-19 (2 years)
Office: (650) 723-0562
Fax: (650) 723-5739

Associate Head Coaches: Jeff Wulbrun, Adam Cohen
Assistant Coach: Jesse Pruitt

Basketball SID: Doug Drabik
E-Mail: ddrabik@stanford.edu
Office: (650) 683-5528

Radio: Stanford Cardinal Sports Network (Tuneln/GoStanford.com)

Home Court: Maples Pavilion (7,329/1968)
Record in Maples: 529-214 (50 years)
Press Row Phone: (650) 200-9513
Press Will-Call: Southeast corner

RECORD HOLDERS

POINTS
Career: 2375 – Chasson Randle, 2011-15
Season: 734 – Adam Keefe, 1992
Game: 50 – Hank Luisetti vs. Duquesne, 1/1/38

THREE-POINT FIELD GOALS
Career: 304 – Chasson Randle, 2011-15
Season: 93 – Jeremy Green, 2010
Game: 8 – Twice; last, Julius Barnes vs. Rice, 11/24/02

REBOUNDS
Career: 1119 – Adam Keefe, 1989-92
Season: 355 – Adam Keefe, 1992
Game: 27 – Rich Kelley vs. Kentucky, 12/22/73

ASSISTS
Career: 780 – Brevin Knight, 1994-97
Season: 234 – Brevin Knight, 1997
Game: 16 – Mitch Johnson vs. Marquette, 3/22/08

STEALS
Career: 298 – Brevin Knight, 1994-97
Season: 83 – Brevin Knight, 1997
Game: 10 – Brevin Knight vs. McNeese State, 12/20/93

BLOCKED SHOTS
Career: 190 – Josh Huestis, 2010-14
Season: 85 – Curtis Borchardt, 2002
Game: 12 – Brook Lopez vs. USC, 1/25/07

STANFORD NUMERICAL ROSTER

No.	Name	Pos.	Ht.	Wt.	Yr.	Exp.	Hometown/Last School
0	KZ Okpala	F	6-9	215	So.	1L	Orange County, Calif./Esperanza HS
1	Daemon Davis	G	6-3	185	So.	1L	Seattle, Wash./Garfield HS
2	Bryce Willis	G	6-6	190	Fr.	HS	White Plains, N.Y./Iona Prep
4	Isaac White	G	6-2	180	So.	1L	Adelaide, Australia/Sacred Heart College HS
5	Kodye Pugh*	F	6-8	205	R-So.	1L	Baltimore, Md./Blair Academy (N.J.)
11	Jaiden Delaire	F	6-9	200	Fr.	HS	North Granby, Conn./Granby Memorial HS
12	Keenan Fitzmorris	C	7-0	210	Fr.	HS	Overland Park, Kan./New Hampton School (N.H.)
13	Oscar da Silva	F	6-9	225	So.	1L	Munich, Germany/Ludwig Gymnasium
14	Marcus Sheffield*	G/F	6-5	180	R-Jr.	2L	Alpharetta, Ga./Chattahoochee HS
15	Rodney Herenton	G	6-1	185	Jr.	2L	Chicago, Ill./Stevenson HS
20	Josh Sharma	C	7-0	230	Sr.	3L	Lexington, Mass./Northfield Mount Hermon School
23	Cormac Ryan	G	6-5	190	Fr.	HS	New York, N.Y./Milton Academy (Mass.)
24	Sam Beskind	G	6-4	193	Fr.	HS	Tucson, Ariz./Catalina Foothills HS
32	Lukas Kisunas	F	6-10	245	Fr.	HS	Vilnius, Lithuania/Brewster Academy (N.H.)
33	Trevor Stanback	F	6-11	225	Jr.	2L	Pasadena, Calif./Maranatha HS

* - Has used redshirt year. ^ - Walk-on. Returning starter in **bold**.



HEAD COACH - JEROD HAASE

- In second season led Stanford to NIT berth and highest Pac-12 finish in a decade.
- Averaged 20 victories in four seasons at UAB, leading Blazers to 2015 NCAA Tournament, following assistant stints at alma mater Kansas and North Carolina.
- Played 1993 season at California alongside Jason Kidd, then transferred to Kansas for final three seasons of eligibility.
- Big Eight Newcomer of the Year and Second Team All-Big Eight as a sophomore in 1994-95, Big Eight All-Defensive Team as a junior in 1995-96. Started 99 of 101 games played in three seasons at KU, leading Jayhawks to 89 victories.
- Two-time national CoSIDA/GTE Academic All-American (1st Team in 1997, 2nd Team in 1996).

HAASE YEAR-BY-YEAR

Year	School
2012-13	UAB
2013-14	UAB
2014-15	UAB
2015-16	UAB
<i>UAB totals (4 years)</i>	
2016-17	Stanford
2017-18	Stanford
<i>Stanford totals (2 years)</i>	
Career totals (6 years)	

ALL		CONFERENCE			POSTSEASON		
W-L	Fin.	W-L	Conf.	NCAA	Other		
16-17	T7th	7-9	CUSA				
18-13	T8th	7-9	CUSA				
20-16	T4th	12-6	CUSA	1-1			
26-7	1st	16-2	CUSA			0-1 (NIT)	
<i>80-53 (.602)</i>		<i>42-26 (.618)</i>		<i>1-1 (.500)</i>		<i>0-1 (.000)</i>	
14-17	T9th	6-12	Pac-12				
19-16	T3rd	11-7	Pac-12				
<i>33-33 (.500)</i>		<i>17-19 (.472)</i>				<i>1-1 (.500)</i>	
113-86 (.568)		59-45 (.567)		1-1 (.500)		1-2 (.333)	

BRUIN FACTS

Location: Los Angeles, CA 90024
Founded/Enrollment: 1919/43,239
Colors: Blue & Gold
Joined Pac-12: 1927-28
All-Time Record: 1,875-840 (99 years)

Chancellor: Dr. Gene D. Block
Faculty Rep: Dr. Michael Teitell
Athletic Director: Daniel G. Guerrero
SWA: Dr. Christina Rivera

Head Coach: Steve Alford
 (Indiana '87)
Career Record: 580-292 (27 years)
UCLA Record: 117-57 (5 years)
Pac-12 Record: 55-35 (5 years)
Office: (310) 206-6276
Fax: (310) 206-3440

Associate Head Coach: Duane Broussard
Assistant Coaches: Tyus Edney, Murry Bartow

Basketball SID: Alex Timiraos
E-mail: atimiraos@athletics.ucla.edu
Office: (310) 206-0524
Cell: (310) 847-9231

Local Radio: KLAC Sports (570 AM)

Home Court: Pauley Pavilion
 (13,800/1965)
Record in Pauley: 725-114 (52 years)
Press Row Phone: (310) 825-1899
Press Will-Call: Pauley Ticket Window
Press Row Location: Section 215, upstairs on south side

RECORD HOLDERS

POINTS
Career: 2608 – Don MacLean, 1989-92
Season: 870 – Lew Alcindor, 1967
Game: 61 – Lew Alcindor vs. Washington State, 2/25/67

THREE-POINT FIELD GOALS
Career: 329 – Bryce Alford, 2013-17
Season: 116 – Bryce Alford, 2017
Game: 9 – Four times. Last, Isaac Hamilton vs. Arizona State, 1/19/17

REBOUNDS
Career: 1370 – Bill Walton, 1972-74
Season: 506 – Bill Walton, 1973
Game: 28 – Willie Naulls vs. Arizona State, 1/28/56

ASSISTS
Career: 833 – Pooh Richardson, 1986-89
Season: 274 – Lonzo Ball, 2017
Game: 16 – Earl Watson vs. Maryland, 3/18/00

STEALS
Career: 235 – Earl Watson, 1998-2001
Season: 95 – Jordan Adams, 2014
Game: 11 – Tyus Edney vs. George Mason, 12/22/94

BLOCKED SHOTS
Career: 188 – Jelani McCoy, 1996-98
Season: 102 – Jelani McCoy, 1996
Game: 11 – Jelani McCoy vs. Maryland, 12/9/95

UCLA NUMERICAL ROSTER

No.	Name	Pos.	Ht.	Wt.	Yr.	Exp.	Hometown/Last School
0	Alex Olesinski*	F	6-10	220	R-Jr.	2L	Roswell, N.M./La Lumiere School (Ind.)
1	Moses Brown	C	7-1	235	Fr.	HS	Queens, N.Y./Archbishop Molloy HS
2	Cody Riley*	F	6-9	240	R-Fr.	HS	Kansas City, Kan./Sierra Canyon HS (Calif.)
3	Jules Bernard	G	6-6	200	Fr.	HS	Los Angeles, Calif./Windward School
4	Jaylen Hands	G	6-3	180	So.	1L	San Diego, Calif./Foothills Christian HS
5	Chris Smith	G	6-9	205	So.	1L	Chicago, Ill./Huntington Prep (W.Va.)
10	Tyger Campbell	G	5-11	190	Fr.	HS	Cedar Rapids, Iowa/La Lumiere School (Ind.)
13	Kris Wilkes	G	6-8	205	So.	1L	Indianapolis, Ind./North Central HS
14	Kenneth Nwuba	F	6-9	250	Fr.	HS	Lagos, Nigeria/Huntington Prep (W.Va.)
15	Armani Dodson	G	6-5	210	Jr.	1L	Fontana, Calif./Kaiser HS
20	Isaac Wulff	G	6-3	180	Jr.	1L	Laguna Beach, Calif./Laguna Beach HS
22	Shareef O'Neal	F	6-9	210	Fr.	HS	Los Angeles, Calif./Crossroads School
23	Prince Ali*	G	6-3	190	R-Jr.	2L	The Bronx, N.Y./The Sagemont School (Fla.)
24	Jalen Hill*	F/C	6-10	230	R-Fr.	HS	Corona, Calif./Centennial HS
30	Joseph Wallace	G	6-2	185	So.	1L	Woodland Hills, Calif./Sierra Canyon HS
34	David Singleton	G	6-4	205	Fr.	HS	Los Angeles, Calif./Bishop Montgomery HS

* - Has used redshirt year. ^ - Walk-on. Returning starter in bold.



HEAD COACH - STEVE ALFORD

- Named the 13th head coach in Bruin history on March 30, 2013.
- In first five seasons at UCLA, led the Bruins to 117 total victories and four NCAA Tournament appearances, including three NCAA Sweet 16s.
- Posted nation's second-best turnaround (+14 game improvement) with 31-5 record in 2016-17.
- In 2013-14, he led the Bruins to 28 wins - tying the most by a first-year UCLA coach - and the program's first Pac-12 Tournament title since 2008.
- Has qualified for the postseason 21 times in his 27 years of coaching experience, including 11 NCAA Division I tournament berths.
- Reached 20+ wins in 15 of his 23 years of coaching at the Division I level.

ALFORD YEAR-BY-YEAR		ALL	CONFERENCE	POSTSEASON			
Year	School	W-L	W-L	Fin.	Conf.	NCAA	Other
1991-92	Manchester	4-16	3-11	8th	ICAC		
1992-93	Manchester	20-8	7-5	T3rd	ICAC		0-1
1993-94	Manchester	23-4	10-2	1st	ICAC		0-1
1994-95	Manchester	31-1	12-0	1st	ICAC		5-1 #
<i>Manchester totals (4 years)</i>		<i>78-29 (.729)</i>	<i>32-18 (.640)</i>			<i>0-0 (.000)</i>	<i>6-3 (.667)</i>
1995-96	Missouri St.	16-12	11-7	4th	MVC		
1996-97	Missouri St.	24-9	12-6	T2nd	MVC		0-1
1997-98	Missouri St.	16-16	11-7	T3rd	MVC		
1998-99	Missouri St.	22-11	11-7	T2nd	MVC	2-1	
<i>Missouri St. totals (4 years)</i>		<i>78-48 (.619)</i>	<i>45-27 (.625)</i>			<i>2-1 (.667)</i>	<i>0-1 (.000)</i>
1999-00	Iowa	14-16	6-10	T7th	Big 10		
2000-01	Iowa	23-12	7-9	T6th ^	Big 10	1-1	
2001-02	Iowa	19-16	5-11	T8th	Big 10		0-1
2002-03	Iowa	17-14	7-9	T8th	Big 10		2-1
2003-04	Iowa	16-13	9-7	4th	Big 10		0-1
2004-05	Iowa	21-12	7-9	7th	Big 10	0-1	
2005-06	Iowa	25-9	11-5	T2nd ^	Big 10	0-1	
2006-07	Iowa	17-14	9-7	4th	Big 10		
<i>Iowa totals (8 years)</i>		<i>152-106 (.589)</i>	<i>61-67 (.477)</i>			<i>1-3 (.250)</i>	<i>2-3 (.400)</i>
2007-08	New Mexico	24-9	11-5	3rd	MWC		0-1
2008-09	New Mexico	22-12	12-4	T1st	MWC		1-1
2009-10	New Mexico	30-5	14-2	1st	MWC	1-1	
2010-11	New Mexico	22-13	8-8	5th	MWC		1-1
2011-12	New Mexico	28-7	10-4	T1st \$	MWC	1-1	
2012-13	New Mexico	29-6	13-3	1st \$	MWC	0-1	
<i>New Mexico totals (6 years)</i>		<i>155-52 (.749)</i>	<i>68-26 (.723)</i>			<i>2-3 (.400)</i>	<i>2-3 (.400)</i>
2013-14	UCLA	28-9	12-6	2nd &	Pac-12	2-1	
2014-15	UCLA	22-14	11-7	4th	Pac-12	2-1	
2015-16	UCLA	15-17	6-12	10th	Pac-12		
2016-17	UCLA	31-5	15-3	3rd	Pac-12	2-1	
2017-18	UCLA	21-12	11-7	T3rd	Pac-12	0-1	
<i>UCLA totals (5 years)</i>		<i>117-57 (.672)</i>	<i>55-35 (.611)</i>			<i>6-4 (.600)</i>	
Career totals (27 years)		580-292 (.665)	265-173 (.605)			11-11 (.500)	10-10 (.500)

- NCAA Division III National Runner-Up; ^ - Big Ten Tournament Champions; \$ - Mountain West Tournament Champions; & - Pac-12 Tournament Champions

2018-19 SCHEDULE

November			
Tues., 6	PURDUE FORT WAYNE	6 p.m.	PAC12
Fri., 9	LONG BEACH STATE	8 p.m.	PAC12
Fri., 16	SAINT FRANCIS U (1)	8 p.m.	PAC12
Mon., 19	PRESBYTERIAN (1)	8 p.m.	PAC12
Thurs., 22	vs. Michigan State (2)	7 p.m.	FS1
Fri., 23	vs. North Carolina/Texas (2)	1/3:30 p.m.	FOX
Wed., 28	HAWAII	6 p.m.	PAC12
December			
Sun., 2	LOYOLA MARYMOUNT	7 p.m.	PAC12
Sat., 8	NOTRE DAME	7:30 p.m.	ESPN2
Sat., 15	BELMONT	2 p.m.	PAC12
Wed., 19	at Cincinnati	6 p.m.	ESPN2
Sat., 22	vs. Ohio State (3)	12 p.m.	CBS
Sat., 29	LIBERTY	3 p.m.	PAC12
January			
Thurs., 3	STANFORD*	8 p.m.	ESPN
Sat., 5	CALIFORNIA*	1 p.m.	PAC12
Thurs., 10	at Oregon*	6 p.m.	ESPN2/U
Sun., 13	at Oregon State*	7 p.m.	FS1
Sat., 19	at USC*	1 p.m.	CBS
Thurs., 24	ARIZONA STATE*	8 p.m.	FS1
Sat., 26	ARIZONA*	7 p.m.	ESPN2
Wed., 30	at Washington State*	7 p.m.	PAC12
February			
Sat., 2	at Washington*	1 p.m.	ESPN/2
Wed., 6	COLORADO*	6 p.m.	PAC12
Sat., 9	UTAH*	2 p.m.	FOX
Wed., 13	at California*	7 p.m.	PAC12
Sat., 16	at Stanford*	7 p.m.	ESPN2/U
Thurs., 21	OREGON STATE*	8 p.m.	FS1
Sat., 23	OREGON*	7 p.m.	ESPN/2
Thurs., 28	USC*	6 p.m.	ESPN2/U
March			
Thurs., 7	at Colorado*	6 p.m.	ESPN2/U
Sat., 9	at Utah*	4 p.m.	PAC12
13-16	Pac-12 Tournament (4)		

- (1) Las Vegas Invitational, Campus Games
- (2) Las Vegas Invitational, Las Vegas, Nev. (Orleans Arena)
- (3) CBS Sports Classic, Chicago, Ill. (United Center)
- (4) Las Vegas, Nev. (T-Mobile Arena)

* Pac-12 Game
Game times PT

**2017-18 RESULTS
(21-12, 11-7)**

NOVEMBER			
Fri., 10	vs. Georgia Tech (1)	W, 63-60	
Wed., 15	CENTRAL ARKANSAS (2)	W, 106-101 (OT)	
Fri., 17	SOUTH CAROLINA STATE (2)	W, 96-68	
Mon., 20	vs. Creighton (3)	L, 89-100	
Tues., 21	vs. Wisconsin (3)	W, 72-70	
Sun., 26	UC IRVINE	W, 87-63	
Wed., 29	CSU BAKERSFIELD	W, 75-66	
DECEMBER			
Sun., 3	DETROIT MERCY	W, 106-73	
Sat., 9	at Michigan	L, 69-78 (OT)	
Sat., 16	#25 CINCINNATI	L, 63-77	
Tues., 19	SOUTH DAKOTA	W, 85-82	
Sat., 23	vs. #7 Kentucky (4)	W, 83-75	
Fri., 29	WASHINGTON STATE*	W, 96-82	
Sun., 31	WASHINGTON*	W, 74-53	
JANUARY			
Thurs., 4	at Stanford*	L, 99-107 (20T)	
Sat., 6	at California*	W, 107-84	
Thurs., 11	UTAH*	W, 83-64	
Sat., 13	COLORADO*	L, 59-68	
Thurs., 18	at Oregon State*	L, 63-69	
Sat., 20	at Oregon*	L, 91-94	
Thurs., 25	CALIFORNIA*	W, 70-57	
Sat., 27	STANFORD*	W, 89-73	
FEBRUARY			
Sat., 3	USC*	W, 82-79	
Thurs., 8	at #13 Arizona*	W, 82-74	
Sat., 10	at Arizona State*	L, 79-88	
Thurs., 15	OREGON STATE*	W, 75-68	
Sat., 17	OREGON*	W, 86-78 (OT)	
Thurs., 22	at Utah*	L, 78-84	
Sun., 25	at Colorado*	L, 76-80	
MARCH			
Sat., 3	at USC*	W, 83-72	
Thurs., 8	vs. 5-Stanford (5)	W, 88-77	
Fri., 9	vs. 1-Arizona (5)	L, 67-78 (OT)	
Tues., 13	vs. 11-St. Bonaventure (6)	L, 58-65	

- (1) 2017 Pac-12 China Game, Shanghai, China
- (2) Hall of Fame Classic, Campus Games
- (3) Hall of Fame Classic, Kansas City, Mo. (Sprint Center)
- (4) CBS Sports Classic, New Orleans, La.
- (5) Pac-12 Tournament, Las Vegas, Nev. (T-Mobile Arena)
- (6) NCAA Tournament First Four, Dayton, Ohio (UD Arena)
- * Pac-12 Game I Rankings listed are Associated Press.

RECENT FINISHES

Year	CONF.		ALL		Post.
	W-L	Fin.	W-L		
78-79	15-3	1	25-5		NCAA
79-80	12-6	4	22-10		NCAA^
80-81	13-5	3	20-7		NCAA
81-82	14-4	2	21-6		
82-83	15-3	1	23-6		NCAA
83-84	10-8	4	17-11		
84-85	12-6	3t	21-12		NIT#
85-86	9-9	4	15-14		NIT
86-87	14-4	1%	25-7		NCAA
87-88	12-6	2t	16-14		
88-89	13-5	3t	21-10		NCAA
89-90	11-7	4	22-11		NCAA
90-91	11-7	2	23-9		NCAA
91-92	16-2	1	28-5		NCAA
92-93	11-7	3t	22-11		NCAA
93-94	13-5	2t	21-7		NCAA
94-95	16-2	1	31-2		NCAA*
95-96	16-2	1	23-8		NCAA
96-97	15-3	1	24-8		NCAA
97-98	12-6	3	24-9		NCAA
98-99	12-6	3	22-9		NCAA
99-00	10-8	4t	21-12		NCAA
00-01	14-4	3	23-9		NCAA
01-02	11-7	6	21-12		NCAA
02-03	6-12	6t	10-19		
03-04	7-11	8t	11-17		
04-05	11-7	3t	18-11		NCAA
05-06	14-4	1%	32-7		NCAA+
06-07	15-3	1	30-6		NCAA^
07-08	16-2	1%	35-4		NCAA^
08-09	13-5	2	26-9		NCAA
09-10	8-10	5	14-18		
10-11	13-5	2	23-11		NCAA
11-12	11-7	5t	19-14		
12-13	13-5	1	25-10		NCAA
13-14	12-6	2%	28-9		NCAA
14-15	11-7	4	22-14		NCAA
15-16	6-12	10	15-17		
16-17	15-3	3	31-5		NCAA
17-18	11-7	3t	21-12		NCAA

* - NCAA Champion; ^ - NCAA Final Four
+ - NCAA runner-up; # - NIT Champion
% - Pac-10/12 Tournament Champion

2017-18 UCLA STATISTICS (Overall: 21-12, Pac-12: 11-7/T-3rd) - Returning players in bold.

Player	GP-GS	TOTAL			3-PTS		REBOUNDS		PF-FO	A TO	Blk	Stl	Pts	Avg
		Min/Avg	FG-A	Pct	3FG-A	Pct	FT-A	Pct						
Holiday, Aaron	33-33	1244-37.7	212-460	.461	88-205	.429	159-192	.828	17/104	121	3.7	87-2	192 125	8 42 671 20.3
Wilkes, Kris	33-32	983-29.8	160-363	.441	56-159	.352	76-116	.655	43/119	162	4.9	83-2	56 44	18 25 452 13.7
Welsh, Thomas	33-33	1096-33.2	162-334	.485	45-112	.402	48-58	.828	87/271	358	10.8	79-1	46 34	29 22 417 12.6
Hands, Jaylen	31-15	781-25.2	102-252	.405	43-115	.374	59-80	.738	18/105	123	4.0	49-1	81 57	5 30 306 9.9
Ali, Prince	33-22	757-22.9	103-234	.440	36-100	.360	59-92	.641	24/78	102	3.1	58-1	46 46	6 25 301 9.1
Goloman, Gyorgy	33-30	805-24.4	85-155	.548	18-42	.429	47-75	.627	53/87	140	4.2	114-6	39 34	42 19 235 7.1
Olesinski, Alex	33-0	591-17.9	50-95	.526	16-44	.364	32-45	.711	42/86	128	3.9	76-1	15 15	15 11 148 4.5
Smith, Chris	33-0	431-13.1	47-107	.439	5-28	.179	31-53	.585	16/46	62	1.9	39-0	18 38	7 8 130 3.9
Wulff, Alec	10-0	24-2.4	3-6	.500	3-5	.600	2-21	.000	0/0	0	0.0	1-0	2 1	0 1 11 1.1
Wulff, Isaac	2-0	3-1.5	0-3	.000	0-2	.000	2-21	.000	0/0	0	0.0	1-0	0 0	0 0 2 1.0
Okwarabizie, Ikenna	8-0	29-3.6	3-5	.600	0-1	.000	0-0	.000	2/7	9	1.1	4-0	0 1	1 1 6 0.8
Dodson, Armani	2-0	3-1.5	0-0	.000	0-0	.000	0-0	.000	1/1	2	1.0	1-0	0 0	0 0 0 0.0
Wallace, Joseph	2-0	3-1.5	0-0	.000	0-0	.000	0-0	.000	1/0	1	0.5	0-0	0 0	0 0 0 0.0
Team									33/41	74			4	
UCLA	33	6750927-2014	.460	310-813	.381	515-715	.720	337/945	1282	38.8	592-14	495 399	131 184	2679 81.2
Opponents	33	6750891-2105	.423	287-829	.346	438-625	.701	347/847	1194	36.2	631-14	451 351	81 201	2507 76.0

TROJAN FACTS

Location: Los Angeles, CA 90089
Founded/Enrollment: 1880/45,500
Colors: Cardinal & Gold
 (Pantone® 201/123c)
Joined Pac-12: 1921-22
All-Time Record: 1,587-1,190 (112 years)

Interim President: Wanda M. Austin
Faculty Rep: Dr. Alan Green
Athletic Director: Lynn Swann
SWA: Donna Heinel

Head Coach: Andy Enfield
 (Johns Hopkins, '91)
Career Record: 135-104 (7 years)
USC Record: 94-76 (5 years)
Pac-12 Record: 36-54 (5 years)
Office: (213) 740-3815
Fax: (213) 740-7586

Associate Head Coach: Jason Hart
Assistant Coaches: Chris Capko, Eric Mobley

Basketball SID: David Tuttle
E-mail: davidtut@usc.edu
Office: (213) 740-3806
Cell: (213) 725-3102

Local Radio: KSPN 710 AM

Home Court: Galen Center (10,258/2006)
Record in Galen Center: 136-64 (12 yrs.)
Press Row Phones: (213) 740-3900
Press Will-Call: Southeast side of the building (off Flower Street)
Press Row Location: Southeast endzone

RECORD HOLDERS

POINTS

Career: 2048 – Harold Miner, 1990-92
Season: 789 – Harold Miner, 1992
Game: 45 – John Block vs. Washington, 2/11/66

THREE-POINT FIELD GOALS

Career: 245 – Elijah Stewart, 2015-18
Season: 93 – Phil Glenn, 1993
Game: 9 – Twice. Last, Katin Reinhardt vs. Colorado, 1/29/15

REBOUNDS

Career: 1067 – Ron Riley, 1970-72
Season: 398 – Ron Riley, 1971
Game: 28 – Twice. Last, David Bluthenthal vs. ASU, 1/20/00

ASSISTS

Career: 779 – Brandon Granville, 1999-2002
Season: 281 – Jordan McLaughlin, 2018
Game: 19 – Jordan McLaughlin vs. UC Santa Barbara, 12/17/17

STEALS

Career: 229 – Brandon Granville, 1999-2002
Season: 94 – Jeff Trepagnier, 2000
Game: 10 – Jeff Trepagnier vs. Utah State, 11/24/00

BLOCKED SHOTS

Career: 253 – Taj Gibson, 2007-2009
Season: 100 – Taj Gibson, 2009
Game: 8 – 3 times. Last, Avondre Jones Rhode Island, 12/30/95

USC NUMERICAL ROSTER

No.	Name	Pos.	Ht.	Wt.	Yr.	Exp.	Hometown/Last School
0	Shaqquan Aaron*	G	6-7	195	R-Sr.	2L	Los Angeles, Calif./Rainier Beach HS (Wash.)/Louisville
1	Jordan Usher	G/F	6-7	230	So.	1L	Canton, Ga./Wheeler HS
2	Jonah Mathews	G	6-3	200	Jr.	2L	Santa Monica, Calif./Santa Monica HS
3	Elijah Weaver	G	6-5	210	Fr.	HS	Cocoa, Fla./Rockledge HS
4	Kevin Porter Jr.	G	6-6	218	Fr.	HS	South Seattle, Wash./Rainier Beach HS
5	Derryck Thornton*	G	6-3	195	R-Jr.	1L	Los Angeles, Calif./Findlay Prep (Nev.)/Duke
12	Devin Fleming	G	6-2	190	Sr.	2L	Moreno Valley, Calif./Valley View HS/Mt. San Jacinto
13	Charles (Chuck) O'Bannon Jr.	G	6-6	210	So.	1L	Las Vegas, Nev./Bishop Gorman HS
25	Bennie Boatwright	F	6-10	235	Sr.	3L	Mission Hills, Calif./Village Christian HS
31	Nick Rakocevic	F	6-11	225	Jr.	2L	Chicago, Ill./St. Joseph's HS
33	J'Raean Brooks	F	6-9	220	Fr.	HS	Seattle, Wash./Garfield HS
34	Victor Uyaelunmo	F	6-11	220	So.	1L	Miami, Fla./Calvary Christian Academy

*- Has used redshirt year. ^ - Walk-on. Returning starter in bold.



HEAD COACH - ANDY ENFIELD

- Named USC's head coach on April 1, 2013.
- In his past three seasons at USC, Enfield has led the Trojans to 71 victories, including a school-record 26 in 2016-17, and three consecutive postseason appearances (2 NCAA, 1 NIT) for the first time since 1991-93.
- Enjoyed two historic seasons at Florida Gulf Coast, tallied a 41-28 record including a school-record 26 victories and an Atlantic Sun Championship title in 2012-13.
- Guided FGCU to the 2013 NCAA Tournament Sweet 16, the first-ever No. 15 seed to do so in the history of the NCAA Division I Championship.
- Third Team NABC All-American (1991) and two-time First Team CoSIDA/GTE Academic All-American (1990-91) as student-athlete at Johns Hopkins.

ENFIELD YEAR-BY-YEAR

Year	School	ALL W-L	CONFERENCE W-L	Fin.	Conf.	POSTSEASON NCAA	Other
2011-12	Florida Gulf Coast	15-17	8-10	T5th	A-Sun		
2012-13	Florida Gulf Coast	26-11	13-5	2nd	A-Sun	2-1	
<i>FGCU totals (2 years)</i>		<i>41-28 (.594)</i>	<i>21-15 (.583)</i>			<i>2-1 (.667)</i>	<i>0-0</i>
2013-14	USC	11-21	2-16	12th	Pac-12		
2014-15	USC	12-20	3-15	12th	Pac-12		
2015-16	USC	21-13	9-9	T6th	Pac-12	0-1	
2016-17	USC	26-10	10-8	T5th	Pac-12	2-1	
2017-18	USC	24-12	12-6	2nd	Pac-12		1-1 (NIT)
<i>USC totals (5 years)</i>		<i>94-76 (.553)</i>	<i>36-54 (.400)</i>			<i>2-2 (.500)</i>	<i>1-1 (.500)</i>
Career totals (7 years)		135-104 (.565)	57-69 (.452)			4-3 (.571)	1-1 (.500)

2018-19 SCHEDULE

November			
Tues., 6	ROBERT MORRIS	8 p.m.	PAC12
Sun., 11	VANDERBILT	6 p.m.	PAC12
Wed., 14	STETSON	7 p.m.	PAC12
Mon., 19	vs. Texas Tech (1)	6:30 p.m.	ESPN2
Tues., 20	vs. Missouri State/Nebraska (1)	4/6:30 p.m.	ESPN3/2
Sun., 25	CSU BAKERSFIELD	4 p.m.	PAC12
Wed., 28	LONG BEACH STATE	8 p.m.	PAC12
December			
Sat., 1	NEVADA	1:30 p.m.	FOX
Fri., 7	vs. TCU (2)	6:30 p.m.	FS1
Sat., 15	vs. Oklahoma (3)	6 p.m.	ESPNU
Tues., 18	at Santa Clara	7 p.m.	TheW.tv
Fri., 21	SOUTHERN UTAH	8 p.m.	PAC12
Sun., 30	UC DAVIS	6 p.m.	PAC12
January			
Thurs., 3	CALIFORNIA*	7 p.m.	PAC12
Sun., 6	STANFORD*	5 p.m.	ESPNU
Thurs., 10	at Oregon State*	8 p.m.	ESPN2/U
Sun., 13	at Oregon*	5 p.m.	ESPNU
Sat., 19	UCLA*	1 p.m.	CBS
Thurs., 24	ARIZONA*	6 p.m.	FS1
Sat., 26	ARIZONA STATE*	5 p.m.	ESPNU
Wed., 30	at Washington*	8 p.m.	FS1
February			
Sat., 2	at Washington State*	4 p.m.	PAC12
Wed., 6	UTAH*	8 p.m.	PAC12
Sat., 9	COLORADO*	7 p.m.	ESPN2/U
Wed., 13	at Stanford*	8 p.m.	ESPNU
Sat., 16	at California*	5 p.m.	PAC12
Thurs., 21	OREGON*	6 p.m.	ESPN/2
Sat., 23	OREGON STATE*	3 p.m.	PAC12
Thurs., 28	at UCLA*	6 p.m.	ESPN2/U
March			
Thurs., 7	at Utah*	7 p.m.	FS1
Sat., 9	at Colorado*	2 p.m.	PAC12
13-16	Pac-12 Tournament (4)		

- (1) Hall of Fame Classic, Kansas City, Mo. (Sprint Center)
- (2) HoopHall LA, Los Angeles, Calif. (STAPLES Center)
- (3) Tulsa, OK (BOK Center)
- (4) Las Vegas, Nev. (T-Mobile Arena)

* Pac-12 Game
Game times PT

2017-18 RESULTS (24-12, 12-6)

NOVEMBER		
Fri., 10	CAL STATE FULLERTON	W, 84-42
Mon., 13	NORTH DAKOTA STATE	W, 75-65
Sun., 19	at Vanderbilt	W, 93-89 (OT)
Wed., 22	LEHIGH	W, 88-63
Sun., 26	#16 TEXAS A&M	L, 59-75
DECEMBER		
Sat., 2	at SMU	L, 55-72
Fri., 8	vs. Oklahoma (1)	L, 83-85
Thurs., 14	SANTA CLARA	W, 82-59
Sun., 17	UC SANTA BARBARA	W, 98-87
Tues., 19	PRINCETON (2)	L, 93-103 (OT)
Fri., 22	vs. Akron (3)	W, 84-53
Sat., 23	vs. Middle Tennessee (3)	W, 89-84
Mon., 25	vs. New Mexico State (3)	W, 77-72
Fri., 29	WASHINGTON*	L, 81-88
Sun., 31	WASHINGTON STATE*	W, 89-71
JANUARY		
Thurs., 4	at California*	W, 80-62
Sun., 7	at Stanford*	L, 76-77
Wed., 10	COLORADO*	W, 70-58
Sun., 14	UTAH*	W, 84-67
Thurs., 18	at Oregon*	W, 75-70
Sat., 20	at Oregon State*	W, 74-67
Wed., 24	STANFORD*	W, 69-64
Sun., 28	CALIFORNIA*	W, 77-59
FEBRUARY		
Sat., 3	at UCLA*	L, 79-82
Thurs., 8	at Arizona State*	L, 78-80
Sat., 10	at Arizona*	L, 67-81
Thurs., 15	OREGON*	W, 72-70
Sat., 17	OREGON STATE*	W, 72-59
Wed., 21	at Colorado*	W, 75-64
Sat., 24	at Utah*	W, 74-58
MARCH		
Sat., 3	UCLA*	L, 72-83
Thurs., 8	vs. 10-Oregon State (4)	W, 61-48
Fri., 9	vs. 6-Oregon (4)	W, 74-54
Sat., 10	vs. 1-Arizona (4)	L, 61-75
Tues., 13	vs. 8-UNC Asheville (5)	W, 103-98 (2OT)
Mon., 19	vs. 4-Western Kentucky (5)	L, 75-79

- (1) HoopHall LA, Los Angeles, Calif. (Staples Center)
 - (2) Diamond Head Classic, Campus Game
 - (3) Diamond Head Classic, Honolulu, Hawaii (Stan Sheriff Center)
 - (4) Pac-12 Tournament, Las Vegas, Nev. (T-Mobile Arena)
 - (5) National Invitation Tournament (campus sites)
- * Pac-12 Game I Rankings listed are Associated Press.

RECENT FINISHES

Year	CONF.		ALL		Post.
	W-L	Fin.	W-L		
78-79	14-4	2	20-9		NCAA
79-80	5-13	7t	12-15		
80-81	9-9	4	14-13		
81-82	13-5	3	19-9		NCAA
82-83	11-7	5	17-11		
83-84	6-12	8	11-20		
84-85	13-5	1t	19-10		NCAA
85-86	5-13	10	11-17		
86-87	4-14	10	9-19		
87-88	5-13	8t	7-21		
88-89	2-16	10	10-22		
89-90	6-12	7t	12-16		
90-91	10-8	3t	19-10		NCAA
91-92	15-3	2	24-6		NCAA
92-93	9-9	5t	18-12		NIT
93-94	9-9	7	16-12		NIT
94-95	2-16	10	7-21		
95-96	4-14	9	11-19		
96-97	12-6	2t	17-11		NCAA
97-98	5-13	8	9-19		
98-99	7-11	7t	15-13		NIT
99-00	9-9	6t	16-14		
00-01	11-7	4t	24-10		NCAA*
01-02	12-6	2t	22-10		NCAA
02-03	6-12	6t	13-17		
03-04	8-10	6	13-15		
04-05	5-13	10	12-17		
05-06	8-10	6	17-13		
06-07	11-7	3t	25-12		NCAA*
07-08	11-7	3t	21-12		NCAA
08-09	9-9	5t	22-13		NCAA
09-10	8-10	5t	16-14		
10-11	10-8	4t	19-15		NCAA
11-12	1-17	12	6-26		
12-13	9-9	6t	14-18		
13-14	2-16	12	11-21		
14-15	3-15	12	12-20		
15-16	9-9	6t	21-13		NCAA
16-17	10-8	5t	26-10		NCAA
17-18	12-6	2	24-12		NIT

*East Regional Final

2017-18 USC STATISTICS (Overall: 24-12, Pac-12: 12-6/2nd) - Returning players in bold.

Player	GP-GS	Min/Avg	TOTAL			3-PTS	REBOUNDS											
			FG-A	Pct	Pct		FT-A	Pct	Off/Def	Tot	Avg	PF-FO	A	TO	Blk	Stl	Pts	Avg
Metu, Chimezie	34-33	1053-31.0	205-392	.523	12-40	.300	111-152	.730	64/189	253	7.4	87-0	53	68	59	27	533	15.7
Boatwright, Bennie	23-18	638-27.7	107-258	.415	46-133	.346	53-73	.726	39/108	147	6.4	42-1	45	32	19	7	313	13.6
McLaughlin, Jordan	36-36	1270-35.3	159-354	.449	54-136	.397	88-118	.746	26/106	132	3.7	39-0	281	92	8	72	460	12.8
Stewart, Elijah	36-34	1066-29.6	143-316	.453	70-179	.391	65-77	.844	32/77	109	3.0	69-1	45	30	21	24	421	11.7
Mathews, Jonah	34-23	921-27.1	115-251	.458	58-137	.423	27-45	.600	21/67	88	2.6	59-1	32	28	5	19	315	9.3
Rakocevic, Nick	36-22	759-21.1	126-201	.627	0-0	.000	40-73	.548	97/126	223	6.2	106-3	17	32	19	26	292	8.1
Usher, Jordan	36-2	509-14.1	60-135	.444	27-66	.409	24-32	.750	21/50	71	2.0	65-0	34	25	4	18	171	4.8
Aaron, Shaquan	35-10	557-15.9	60-131	.458	21-64	.328	9-25	.360	12/60	72	2.1	55-2	28	30	5	12	150	4.3
Thornton, Derryck	25-1	356-14.2	33-91	.363	7-22	.318	23-27	.852	3/33	36	1.4	22-0	31	34	4	18	96	3.8
Uyaelunmo, Victor	15-1	52-3.5	6-9	.667	0-0	.000	9-16	.563	4/9	13	0.9	6-0	1	3	1	0	21	1.4
O'Bannon Jr., Ch.	14-0	72-5.1	5-23	.217	1-8	.125	7-71	.000	1/8	9	0.6	10-0	2	2	0	4	18	1.3
Fleming, Devin	3-0	3-1.0	1-2	.500	0-1	.000	0-0	.000	0/2	2	0.7	0-0	0	0	0	0	2	0.7
Henderson, Harrison	11-0	26-2.4	2-10	.200	0-2	.000	0-0	.000	2/4	6	0.5	6-0	0	1	0	0	4	0.4
Karis, Kurt	9-0	18-2.0	0-1	.000	0-0	.000	2-4	.500	1/2	3	0.3	2-0	0	1	0	1	2	0.2
Team										46/36	82				5			
USC	36	73001022-2174	.470	296-788	.376	458-649	.706	369/877	1246	34.6	569-6	569	383	145	228	2798	77.7	
Opponents	36	7300936-2124	.441	294-835	.352	397-564	.704	358/851	1209	33.6	631-11	496	483	105	187	2563	71.2	

UTE FACTS

Location: Salt Lake City, UT 84112
Founded/Enrollment: 1850/32,061
Colors: Crimson (Pantone® 187) & White
Joined Pac-12: 2011-12
All-Time Record: 1,802-990 (110 years)

President: Ruth Watkins
Faculty Rep: Karen Paisley
Athletic Director: Mark Harlan
SWA: Nona Richardson

Head Coach: Larry Krystkowiak (Montana '96)
Career Record: 180-117 (9 years)
Utah Record: 138-97 (7 years)
Pac-12 Record: 65-61 (7 years)
Office: (801) 581-5451
Fax: (801) 581-4358

Associate Head Coach: Tommy Connor
Assistant Coaches: DeMarlo Slocum, Andy Hill

Basketball SID: Dameon Myres
E-mail: dmyres@huntsman.utah.edu
Office: (801) 587-7298
Cell: (801) 201-4834

Local Radio: KALL, ESPN 700 AM

Home Court: Jon M. Huntsman Center (15,000/1969)
Record in Huntsman Center: 621-152 (48 yrs.)
Press Row Phones: (801) 581-6657
Press Will-Call: Ticket office, Southeast corner of Huntsman Center
Press Row Location: Top of lower bowl, south side, midcourt

RECORD HOLDERS

POINTS
Career: 2542 – Keith Van Horn, 1993-97
Season: 1009 – Billy McGill, 1962
Game: 60 – Billy McGill vs. Brigham Young, 2/24/62

THREE-POINT FIELD GOALS
Career: 287 – Nick Jacobson, 2000-04
Season: 99 – Nick Jacobson, 2004
Game: 8 – Johnnie Bryant vs. TCU, 2/26/08

REBOUNDS
Career: 1106 – Billy McGill, 1959-62
Season: 430 – Billy McGill, 1961
Game: 24 – Billy McGill vs. UCLA, 12/29/61

ASSISTS
Career: 778 – Jeff Jonas, 1973-77
Season: 309 – Jeff Jonas, 1977
Game: 16 – Scott Jones vs. Brigham Young, 1/12/74

STEALS
Career: 254 – Andre Miller, 1995-99
Season: 84 – Andre Miller, 1999
Game: 8 – Brandon Jessie vs. San Diego State, 1/15/96

BLOCKED SHOTS
Career: 219 – David Foster, 2006-07, 2009-2013
Season: 115 – David Foster, 2010
Game: 10 – David Foster at Weber State, 12/2/09

UTAH NUMERICAL ROSTER

No.	Name	Pos.	Ht.	Wt.	Yr.	Exp.	Hometown/Last School
0	Naseem Gaskin	G	6-3	175	Fr.	HS	Oakland, Calif./Bishop O'Dowd HS
1	Charles Jones Jr.	G	6-2	200	Jr.	JC	Portland, Ore./Douglas HS/College of Southern Idaho
2	Sedrick Barefield	G	6-2	190	Sr.	2L	Corona, Calif./Centennial HS/SMU
3	Donnie Tillman	F	6-7	225	So.	1L	Detroit, Mich./Findlay Prep (Nev.)
5	Parker Van Dyke	G	6-3	185	Sr.	2L	Salt Lake City, Utah/East HS
10	Christian Popoola	G	6-4	190	So.	1L	Las Vegas, Nev./Bishop Gorman HS
11	Both Gach	F	6-7	195	Fr.	HS	Austin, Minn./Arizona Compass Prep
13	Novak Topolavic	F	7-0	230	Sr.	TR	Nis, Serbia/Santa Margarita Catholic School/Idaho State
14	Vante Hendrix*	G	6-5	190	R-Fr.	HS	Woodland Hills, Calif./Birmingham HS
15	Kevin Kremer	G	6-4	190	Fr.	HS	Chico, Calif./Pleasant Valley HS
20	Timmy Allen	F	6-6	210	Fr.	HS	Mesa, Ariz./Red Mountain HS
21	Riley Battin	F	6-9	220	Fr.	HS	Oak Park, Calif./Oak Park HS
25	Beau Rydalch	G	6-6	205	Jr.	1L	Oakley, Utah/South Summit HS
30	Brooks King	G	6-3	200	So.	1L	Boise, Idaho/Centennial HS
31	Brandon Morley	F/C	7-0	205	Jr.	JC	South Jordan, Utah/Salt Lake CC
32	Lahat Thioune	F	6-10	210	Fr.	HS	Dakar, Senegal/Florida Prep
34	Jayce Johnson	F/C	7-0	235	Jr.	2L	Mission Viejo, Calif./Santa Monica HS
40	Marc Reininger	F	6-9	220	Jr.	2L	Monument, Colo./Regis Jesuit HS

* - Has used redshirt year. ^ - Walk-on. Returning starter in **bold**.



HEAD COACH - LARRY KRYSWKOWIAK

- Named the 15th men's basketball coach in Utah history on April 4, 2011.
- Has guided Utes to five consecutive 20-win seasons and postseason bids, including an NCAA Sweet 16 berth in 2015 and NIT title game appearance in 2018.
- Went 42-20 in his first collegiate coaching job at his alma mater Montana, capturing both Big Sky Tournament championships in his two-year tenure.
- Enjoyed a nine-year NBA playing career after being selected in the second round of the 1986 NBA Draft by the Chicago Bulls.
- The only three-time Player of the Year in Big Sky Conference history and a two-time CoSIDA/GTE Academic All-American at Montana.

KRYSTKOWIAK YEAR-BY-YEAR		ALL	CONFERENCE	POSTSEASON			
Year	School	W-L	W-L	Fin.	Conf.	NCAA	Other
2004-05	Montana	18-13	9-5	T2nd	Big Sky	0-1	
2005-06	Montana	24-7	10-4	2nd	Big Sky	1-1	
<i>Montana totals (2 years)</i>		<i>42-20 (.677)</i>	<i>19-9 (.679)</i>			<i>1-2 (.333)</i>	<i>0-0</i>
2011-12	Utah	6-25	3-15	11th	Pac-12		
2012-13	Utah	15-18	5-13	10th	Pac-12		
2013-14	Utah	21-12	9-9	T8th	Pac-12		0-1 (NIT)
2014-15	Utah	26-9	13-5	T2nd	Pac-12	2-1	
2015-16	Utah	27-9	13-5	2nd	Pac-12	1-1	
2016-17	Utah	20-12	11-7	4th	Pac-12		0-1 (NIT)
2017-18	Utah	23-12	11-7	T3rd	Pac-12		4-1 (NIT)
<i>Utah totals (7 years)</i>		<i>138-97 (.587)</i>	<i>65-61 (.516)</i>			<i>3-2 (.600)</i>	<i>4-3 (.571)</i>
Career totals (9 years)		180-117 (.606)	84-70 (.545)			4-4 (.500)	4-3 (.571)

2018-19 SCHEDULE

November			
Thurs., 8	MAINE	6 p.m.	PAC12
Mon., 12	at Minnesota	6 p.m.	BTN
Thurs., 15	MISSISSIPPI VALLEY STATE	5 p.m.	PAC12
Thurs., 22	vs. Hawaii (1)	8:30 p.m.	ESPN2
Fri., 23	vs. Grand Canyon/Seton Hall (1)	6/8:30 p.m.	ESPN3/2
Sun., 25	vs. TBD (1)	TBA	TBA
December			
Sat., 1	TULSA	2 p.m.	PAC12
Sat., 8	vs. BYU (2)	11 a.m.	ESPNU
Sat., 15	at Kentucky	2 p.m.	ESPN2
Mon., 17	FLORIDA A&M	5 p.m.	PAC12
Fri., 21	NORTHERN ARIZONA	6 p.m.	PAC12
Sat., 29	NEVADA	11 a.m.	PAC12
January			
Thurs., 3	at Arizona State*	5 p.m.	PAC12
Sat., 5	at Arizona*	11 a.m.	PAC12
Thurs., 10	WASHINGTON*	7 p.m.	FS1
Sat., 12	WASHINGTON STATE*	5 p.m.	PAC12
Sun., 20	COLORADO*	3 p.m.	ESPNU
Thurs., 24	at Stanford*	6 p.m.	PAC12
Sat., 26	at California*	7 p.m.	ESPNU
Thurs., 31	OREGON*	6 p.m.	FS1
February			
Sat., 2	OREGON STATE*	2 p.m.	PAC12
Wed., 6	at USC*	8 p.m.	PAC12
Sat., 9	at UCLA*	2 p.m.	FOX
Thurs., 14	ARIZONA*	6 p.m.	ESPN2/U
Sat., 16	ARIZONA STATE*	7 p.m.	FS1
Wed., 20	at Washington*	8 p.m.	FS1
Sat., 23	at Washington State*	5 p.m.	PAC12
March			
Sat., 2	at Colorado*	3 p.m.	ESPNU
Thurs., 7	USC*	7 p.m.	FS1
Sat., 9	UCLA*	4 p.m.	PAC12
13-16	Pac-12 Tournament (3)		

(1) Wooden Legacy, Fullerton, Calif. (Titan Gym)
 (2) Beehive Classic, Salt Lake City, Utah (Vivint Smart Home Arena)
 (3) Las Vegas, Nev. (T-Mobile Arena)

* Pac-12 Game
 Game times PT

2017-18 RESULTS (23-12, 11-7)

NOVEMBER			
Fri., 10	PRAIRIE VIEW A&M (1)	W, 83-62	
Mon., 13	MISSISSIPPI VALLEY STATE	W, 91-51	
Thurs., 16	MISSOURI	W, 77-59	
Mon., 20	vs. Ole Miss (2)	W, 83-74	
Wed., 22	vs. UNLV (2)	L, 58-85	
Fri., 24	EASTERN WASHINGTON (1)	W, 85-69	
DECEMBER			
Sat., 2	HAWAII	W, 80-60	
Tues., 5	at Butler	L, 69-81	
Sat., 9	vs. Utah State (3)	W, 77-67	
Sat., 16	at BYU	L, 65-77	
Wed., 20	NORTHWESTERN STATE	W, 84-62	
Fri., 29	at Oregon*	W, 66-56	
Sun., 31	at Oregon State*	W, 66-64	
JANUARY			
Thurs., 4	#14 ARIZONA*	L, 82-94	
Sun., 7	#4 ARIZONA STATE*	L, 77-80	
Thurs., 11	at UCLA*	L, 64-83	
Sun., 14	at USC*	L, 67-84	
Thurs., 18	WASHINGTON*	W, 70-62	
Sun., 21	WASHINGTON STATE*	W, 82-69	
Thurs., 25	at #21 Arizona State*	W, 80-77 (OT)	
Sat., 27	at #11 Arizona*	L, 73-74	
FEBRUARY			
Fri., 2	at Colorado*	L, 55-67	
Thurs., 8	STANFORD*	W, 75-60	
Sat., 10	CALIFORNIA*	W, 77-43	
Thurs., 15	at Washington*	W, 70-58	
Sat., 17	at Washington State*	W, 77-70	
Thurs., 22	UCLA*	W, 84-78	
Sat., 24	USC*	L, 58-74	
MARCH			
Sat., 3	COLORADO*	W, 64-54	
Thurs., 8	vs. 6-Oregon (4)	L, 66-68	
Wed., 14	vs. 7-UC Davis (5)	W, 69-59	
Mon., 19	vs. 3-LSU (5)	W, 95-71	
Wed., 21	at 1-St. Mary's (Calif.) (5)	W, 67-58 (OT)	
Tues., 27	vs. 4-Western Kentucky (6)	W, 69-64	
Thurs., 29	vs. 4-Penn State (6)	L, 66-82	

(1) MGM Resorts Main Event, Campus Game
 (2) MGM Resorts Main Event, Las Vegas, Nev. (MGM Grand Garden Arena)
 (3) Salt Lake City, Utah (Vivint Smart Home Arena)
 (4) Pac-12 Tournament, Las Vegas, Nev. (T-Mobile Arena)
 (5) National Invitation Tournament (campus sites)
 (6) National Invitation Tournament, New York, N.Y. (Madison Square Garden)
 * Pac-12 Game | Rankings listed are Associated Press.

RECENT FINISHES

Year	CONF.		ALL		Post.
	W-L	Fin.	W-L		
78-79	9-3	2	20-10		NCAA
79-80	10-4	2t	18-10		
80-81	13-3	1t	25-5		NCAA
81-82	6-10	7	11-17		
82-83	11-5	1t	18-14		NCAA
83-84	4-12	8	11-19		
84-85	8-8	6	15-16		
85-86	12-4	1t	20-10		NCAA
86-87	9-7	5	17-13		NIT
87-88	11-5	2t	19-11		NIT
88-89	6-10	6t	16-17		
89-90	7-9	6t	16-14		
90-91	15-1	1	30-4		NCAA
91-92	9-7	4	24-11		NIT%
92-93	15-3	1t	24-7		NCAA
93-94	8-10	5t	14-14		
94-95	15-3	1	28-6		NCAA
95-96	15-3	1	27-7		NCAA
96-97	15-1	1	29-4		NCAA
97-98	12-2	1	30-4		NCAA&
98-99	14-0	1	28-5		NCAA
99-00	10-4	1t	23-9		NCAA
00-01	10-4	1t	19-12		NIT
01-02	10-4	2	21-9		NCAA
02-03	11-3	1t	25-8		NCAA
03-04	9-5	3	24-9		NCAA
04-05	13-1	1	29-6		NCAA
05-06	6-10	6	14-15		
06-07	6-10	6t	11-19		
07-08	7-9	6	18-15		CBI
08-09	12-4	1t	24-10		NCAA
09-10	7-9	5t	14-17		
10-11	6-10	6t	13-18		
11-12	3-15	11	6-25		
12-13	5-13	10	15-18		
13-14	9-9	8t	21-12		NIT
14-15	13-5	2t	26-9		NCAA
15-16	13-5	2	27-9		NCAA
16-17	11-7	4	20-12		NIT
17-18	11-7	3t	23-12		NIT*

1979-99 - member of WAC
 2000-09 - member of MWC
 %- NIT Final Four; & - NCAA national runner-up;
 * - NIT runner-up

2017-18 UTAH STATISTICS (Overall: 23-12, Pac-12: 11-7/T-3rd) - Returning players in bold.

Player	GP-GS	Min/Avg	TOTAL		3-PTS		REBOUNDS		PF-FO	A	TO	Blk	Stl	Pts	Avg			
			FG-A	Pct	3FG-A	Pct	FT-A	Pct								Off/Def	Tot	Avg
Bibbins, Justin	35-35	1222-34.9	154-337	.457	93-212	.439	118-135	.874	13/91	104	3.0	88-3	163	71	4	45	519	14.8
Collette, David	34-34	738-21.7	169-268	.631	2-6	.333	77-107	.720	47/107	154	4.5	92-3	43	47	23	26	417	12.3
Barefield, Sedrick	32-24	934-29.2	122-304	.401	58-164	.354	83-98	.847	8/61	69	2.2	43-0	80	56	3	27	385	12.0
Rawson, Tyler	35-35	1093-31.2	126-281	.448	63-169	.373	65-84	.774	40/198	238	6.8	71-1	128	68	32	24	380	10.9
Tillman, Donnie	28-4	569-20.3	77-161	.478	9-28	.321	56-72	.778	38/95	133	4.8	47-0	17	41	8	12	219	7.8
Bealer, Gabe	33-26	629-19.1	68-153	.444	50-122	.410	8-12	.667	6/59	65	2.0	42-0	12	19	2	13	194	5.9
Johnson, Jayce	30-1	504-16.8	59-113	.522	0-0	.000	46-73	.630	50/113	163	5.4	72-3	6	31	28	9	164	5.5
Van Dyke, Parker	35-12	652-18.6	47-129	.364	31-101	.307	16-24	.667	4/35	39	1.1	29-0	52	23	1	16	141	4.0
Seeley, Chris	20-0	150-7.5	20-46	.435	0-3	.000	14-30	.467	12/38	50	2.5	27-0	8	11	8	1	54	2.7
Caldwell, Kolbe	27-4	306-11.3	22-65	.338	11-39	.282	5-7	.714	5/20	25	0.9	28-0	15	23	1	5	60	2.2
Connor, Jake	16-0	83-5.2	5-23	.217	5-21	.238	2-5	.400	2/4	6	0.4	6-0	3	1	2	0	17	1.1
Popoola, Christian	17-0	99-5.8	4-17	.235	0-5	.000	5-6	.833	0/13	13	0.8	13-0	2	8	0	2	13	0.8
Jokl, Jakub	12-0	40-3.3	3-5	.600	0-0	.000	2-21	.000	6/4	10	0.8	6-0	2	3	2	0	8	0.7
Duda, Nate	1-0	4-4.0	0-0	.000	0-0	.000	0-0	.000	0/0	0	0.0	0-0	0	0	0	0	0	0.0
Reininger, Marc	5-0	13-2.6	0-1	.000	0-0	.000	0-0	.000	0/2	2	0.4	2-0	0	0	0	0	0	0.0
Rydalch, Beau	5-0	14-2.8	0-0	.000	0-0	.000	0-0	.000	1/1	2	0.4	1-0	1	1	1	0	0	0.0
Team									36/64	100					11			
Utah	35	7050876-1903	.460	322-870	.370	497-655	.759	268/905	1173	33.5	568-10	532	414	115	180	2571	73.5	
Opponents	35	7050855-2043	.419	264-786	.336	422-589	.716	363/844	1207	34.5	679-0	406	415	105	212	2396	68.5	

HUSKY FACTS

Location: Seattle, WA 98195
Founded/Enrollment: 1861/46,165
Colors: Purple & Gold
 (Pantone® 5265/7502)
Joined Pac-12: 1915-16
All-Time Record: 1,765-1,175 (116 years)

President: Ana Mari Cauce
Faculty Rep: Frank Hodge
Athletic Director: Jennifer Cohen
SWA: Erin O'Connell

Head Coach: Mike Hopkins
 (Syracuse '93)
Career Record: 21-13 (1 year)
UW Record: 21-13 (1 year)
Pac-12 Record: 10-8 (1 year)
Office: (206) 543-2210

Assistant Coaches: Cameron Dollar, Dave Rice, Will Conroy

Basketball SID: Ashley Walker
E-mail: awalker1@uw.edu
Cell: (206) 240-3899

Local Radio: KOMO (1000 AM/97.7 FM)

Home Court: Alaska Airlines Arena
 (10,000/1927)

Record in Alaska Airlines Arena:
 956-340 (90 years)

Press Row Phone: 206/543-2230
Press Will-Call: Southeast

Press Row Location: South side, concourse level

RECORD HOLDERS

POINTS

Career: 2073 – Chris Welp, 1984-87
Season: 846 – Bob Houbregs, 1953
Game: 49 – Bob Houbregs vs. Idaho, 1/10/53

THREE-POINT FIELD GOALS

Career: 301 – C.J. Wilcox, 2011-14
Season: 90 – C.J. Wilcox, 2014
Game: 9 – Ryan Appleby at Oregon State, 2/16/08

REBOUNDS

Career: 1283 – Jon Brockman, 2006-09
Season: 391 – Jon Brockman, 2009
Game: 30 – Ed Corell vs. Oregon, 2/24/62

ASSISTS

Career: 515 – Will Conroy, 2002-05
Season: 219 – Will Conroy, 2005
Game: 16 – Rafael Stone vs. Cal, 2/20/70

STEALS

Career: 205 – Matisse Thybulle, 2016-18
Season: 101 – Matisse Thybulle, 2018
Game: 9 – Jason Hamilton vs. Eastern Washington, 11/28/95

BLOCKED SHOTS

Career: 186 – Chris Welp, 1984-87
Season: 88 – Malik Dime, 2015-16
Game: 8 – Robert Upshaw vs. San Jose State, 11/27/14

WASHINGTON NUMERICAL ROSTER

No.	Name	Pos.	Ht.	Wt.	Yr.	Exp.	Hometown/Last School
0	Jamal Bey	F	6-6	200	Fr.	HS	Las Vegas, Nev./Bishop Gorman HS
1	David Crisp	G	6-0	195	Sr.	3L	Tacoma, Wash./Brewster Academy (N.H.)
4	Matisse Thybulle	G	6-5	195	Sr.	3L	Issaquah, Wash./Eastside Catholic HS
5	Jaylen Nowell	G	6-4	200	So.	1L	Seattle, Wash./Garfield HS
10	Elijah Hardy	G	6-2	170	Fr.	HS	Oakland, Calif./Bishop O'Dowd HS
11	Nahziah Carter	F	6-6	205	So.	1L	Rochester, N.Y./Bishop Kearney HS
12	Jason Crandall	G	6-0	180	Jr.	1L	Issaquah, Wash./Issaquah HS
13	Hameir Wright	F	6-9	215	So.	1L	Albany, N.Y./Albany Academy
14	Bryan Penn-Johnson	C	7-0	245	Fr.	HS	Long Beach, Calif./Wasatch Academy (Utah)
15	Noah Dickerson	F	6-8	245	Sr.	3L	Atlanta, Ga./Montverde Academy (Fla.)
20	Quin Barnard	G	6-0	175	Jr.	1L	Bellevue, Wash./O'Dea HS
22	Dominic Green	F	6-6	190	Sr.	3L	Seattle, Wash./Hazen HS
24	Nate Roberts	F	6-10	235	Fr.	HS	Washington, D.C./Brewster Academy (N.H.)
30	Travis Rice	G	6-2	185	Jr.	1L	Las Vegas, Nev./Bishop Gorman HS/Northern Arizona
33	Sam Timmins	F	6-11	265	Jr.	2L	Dunedin, New Zealand/Middleton Grange
35	Riley Sorn	C	7-4	245	Fr.	HS	Richland, Wash./Richland HS

* - Has used redshirt year. ^ - Walk-on. Returning starter in bold.



HEAD COACH - MIKE HOPKINS

- Became the sixth to win John R. Wooden Pac-12 Coach of the Year honors in his debut year with a program, guiding Washington to 21 wins, an NIT berth and the sixth-best win improvement in college basketball (+10.5) in 2017-18.
- Spent 22 seasons as assistant coach at Syracuse, helping the Orange to 16 NCAA Tournaments, including the 2003 NCAA National Championship, four Final Fours, five Elite Eights and 10 Sweet 16s.
- Court coach for nine various Team USA coaching staffs, winning six titles, including gold medals at the 2014 World Championships and 2016 Summer Olympics.
- Native of San Mateo, Calif., who won state championship at Mater Dei High School in 1987. Played 111 career games at Syracuse from 1989-93.

HOPKINS YEAR-BY-YEAR

Year	School
2017-18	Washington
<i>Washington totals (1 year)</i>	
Career totals (1 year)	

ALL	CONFERENCE	POSTSEASON	
		Fin.	Other
21-13	10-8	T6th	1-1 (.500)
<i>21-13 (.618)</i>	<i>10-8 (.556)</i>		<i>1-1 (.500)</i>
21-13 (.618)	10-8 (.556)		0-0 (.000)

2018-19 SCHEDULE

November			
Tues., 6	WESTERN KENTUCKY	7:30 p.m.	ESPNU
Fri., 9	at Auburn	6:30 p.m.	SECN
Mon., 12	SAN DIEGO	8 p.m.	PAC12
Sun., 18	vs. Santa Clara (1)	5 p.m.	ESPN3
Tues., 20	vs. Texas A&M (1)	8:30 p.m.	ESPN2
Wed., 21	vs. Minnesota (1)	5 p.m.	TBD
Tues., 27	EASTERN WASHINGTON	6 p.m.	PAC12
December			
Sun., 2	UC SANTA BARBARA	5 p.m.	PAC12
Wed., 5	at Gonzaga	8 p.m.	ESPN2
Sun., 9	SEATTLE	6 p.m.	PAC12
Sat., 15	vs. Virginia Tech (2)	4 p.m.	ESPNU
Fri., 21	SACRAMENTO STATE	6 p.m.	PAC12
January			
Tues., 1	CAL STATE FULLERTON	7 p.m.	PAC12
2-6	WASHINGTON STATE*	7:30 p.m.	PAC12
Thurs., 10	at Utah*	7 p.m.	FS1
Sat., 12	at Colorado*	7 p.m.	ESPNU
Thurs., 17	STANFORD*	6 p.m.	ESPN/2
Sat., 19	CALIFORNIA*	2 p.m.	PAC12
Thurs., 24	at Oregon*	6 p.m.	ESPN2
Sat., 26	at Oregon State*	1 p.m.	PAC12
Wed., 30	USC*	8 p.m.	FS1
February			
Sat., 2	UCLA*	1 p.m.	ESPN/2
Thurs., 7	at Arizona*	6 p.m.	ESPN/2
Sat., 9	at Arizona State*	7 p.m.	ESPN/2
Sat., 16	at Washington State*	5 p.m.	ESPNU
Wed., 20	UTAH*	8 p.m.	FS1
Sat., 23	COLORADO*	7:30 p.m.	PAC12
Thurs., 28	at California*	8 p.m.	FS1
March			
Sun., 3	at Stanford*	1 p.m.	ESPN2
Wed., 6	OREGON STATE*	7 p.m.	PAC12
Sat., 9	OREGON*	7 p.m.	ESPN
13-16	Pac-12 Tournament (3)		

(1) Vancouver Showcase, Vancouver, B.C. (Vancouver Convention Centre)
 (2) Boardwalk Classic, Atlantic City, N.J. (Boardwalk Hall)
 (3) Las Vegas, Nev. (T-Mobile Arena)

* Pac-12 Game
 Game times PT

2017-18 RESULTS
 (21-13, 10-8)

NOVEMBER			
Fri., 10	BELMONT		W, 86-82
Sun., 12	EASTERN WASHINGTON		W, 79-69
Thurs., 16	vs. Providence (1)		L, 70-77
Fri., 17	vs. Virginia Tech (1)		L, 79-103
Fri., 24	SEATTLE U		W, 89-84
Sun., 26	UC DAVIS		W, 77-70
Tues., 28	KENNESAW STATE		W, 85-71
DECEMBER			
Sun., 3	OMAHA		W, 86-73
Wed., 6	vs. #2 Kansas (2)		W, 74-65
Sun., 10	#12 GONZAGA		L, 70-97
Sun., 17	LOYOLA MARYMOUNT		W, 80-78
Tues., 19	BETHUNE-COOKMAN		W, 106-55
Fri., 22	MONTANA		W, 66-63
Fri., 29	at USC*		W, 88-81
Sun., 31	at UCLA*		L, 53-74
JANUARY			
Sat., 6	at Washington State*		W, 70-65
Thurs., 11	CALIFORNIA*		W, 66-56
Sat., 13	STANFORD*		L, 64-73
Thurs., 18	at Utah*		L, 62-70
Sat., 20	at Colorado*		W, 72-62
Sun., 28	WASHINGTON STATE*		W, 80-62
FEBRUARY			
Thurs., 1	#25 ARIZONA STATE*		W, 68-64
Sat., 3	#9 ARIZONA*		W, 78-75
Thurs., 8	at Oregon*		L, 40-65
Sat., 10	at Oregon State*		L, 94-97 (2OT)
Thurs., 15	UTAH*		L, 58-70
Sat., 17	COLORADO*		W, 82-59
Thurs., 22	at Stanford*		L, 78-94
Sat., 24	at California*		W, 68-51
MARCH			
Thurs., 1	OREGON STATE*		W, 79-77
Sat., 3	OREGON*		L, 64-72
Wed., 7	vs. 10-Oregon State (3)		L, 66-69 (OT)
Wed. 14	vs. 4-Boise State (4)		W, 77-74
Mon., 19	at 1-St. Mary's (Calif.) (4)		L, 81-85

(1) 2K Sports Classic, New York, N.Y. (Madison Square Garden)
 (2) Kansas City, Mo. (Sprint Center)
 (3) Pac-12 Tournament, Las Vegas, Nev. (T-Mobile Arena)
 (4) National Invitation Tournament (campus sites)
 * Pac-12 Game I Rankings listed are Associated Press.

RECENT FINISHES

Year	CONF.		ALL		Post.
	W-L	Fin.	W-L		
78-79	6-12	8t	11-16		
79-80	9-9	5	18-10		NIT
80-81	8-10	5t	14-13		
81-82	11-7	4	19-10		NIT
82-83	7-11	6t	16-15		
83-84	15-3	1t	24-7		NCAA*
84-85	13-5	1t	22-10		NCAA
85-86	13-5	2	19-12		NCAA
86-87	10-8	3t	20-15		NIT
87-88	5-13	8t	10-19		
88-89	8-10	6	12-16		
89-90	5-13	9	11-17		
90-91	5-13	10	14-14		
91-92	5-13	8	12-17		
92-93	7-11	8	13-14		
93-94	3-15	9	5-22		
94-95	5-13	7t	9-18		
95-96	9-9	5t	16-12		NIT
96-97	10-8	6	17-11		NIT
97-98	11-7	4	20-10		NCAA*
98-99	10-8	4	17-12		NCAA
99-00	5-13	8t	10-20		
00-01	4-14	9t	10-20		
01-02	5-13	8	11-18		
02-03	5-13	9	10-17		
03-04	12-6	2	19-12		NCAA
04-05	14-4	2^	29-6		NCAA*
05-06	13-5	2	26-7		NCAA*
06-07	8-10	7	19-13		
07-08	7-11	8	16-17		CBI
08-09	14-4	1	26-9		NCAA
09-10	11-7	3^	26-10		NCAA*
10-11	11-7	3^	24-11		NCAA
11-12	14-4	1	24-11		NIT
12-13	9-9	6t	18-16		NIT
13-14	9-9	8t	17-15		
14-15	5-13	11	16-15		
15-16	9-9	6t	19-15		NIT
16-17	2-16	11	9-22		
17-18	10-8	6t	21-13		NIT

^ - Pac-10 Tournament Champion
 * - NCAA Sweet 16

2017-18 WASHINGTON STATISTICS (Overall: 21-13, Pac-12: 10-8/T-6th) - Returning players in bold.

Player	GP-GS	Min/Avg	TOTAL		3-PTS		REBOUNDS						Blk	Stl	Pts	Avg		
			FG-A	Pct	3FG-A	Pct	FT-A	Pct	Off/Def	Tot	Avg	PF-FO					A	TO
Nowell, Jaylen	34-32	1106-32.5	203-450	.451	39-111	.351	100-125	.800	33/102	135	4.0	96-4	92	85	9	36	545	16.0
Dickerson, Noah	34-33	915-26.9	178-313	.569	2-5	.400	169-215	.786	93/191	284	8.4	114-8	30	77	19	23	527	15.5
Crisp, David	34-33	1177-34.6	135-355	.380	54-189	.286	71-107	.664	16/74	90	2.6	61-1	106	83	2	43	395	11.6
Thybulle, Matisse	34-34	1095-32.2	141-317	.445	58-159	.365	40-56	.714	29/70	99	2.9	80-2	89	76	49	101	380	11.2
Green, Dominic	32-1	662-20.7	54-130	.415	41-95	.432	25-37	.676	14/53	67	2.1	47-0	19	12	13	8	174	5.4
Carter, Nahziah	34-1	484-14.2	61-130	.469	18-44	.409	34-55	.618	15/42	57	1.7	54-1	18	33	12	26	174	5.1
Timmins, Sam	34-34	612-18.0	56-97	.577	0-0	.000	33-59	.559	54/104	158	4.6	88-2	8	39	33	15	145	4.3
Johnson, Carlos	17-0	144-8.5	25-44	.568	2-6	.333	13-22	.591	6/18	24	1.4	21-0	3	12	1	3	65	3.8
Wright, Hameir	33-0	491-14.9	31-84	.369	10-37	.270	13-32	.406	19/70	89	2.7	67-2	21	25	36	14	85	2.6
Crandall, Jason	3-0	7-2.3	2-3	.667	1-11	.000	0-0	.000	2/0	2	0.7	0-0	1	0	0	0	5	1.7
Bowman, Greg	6-1	15-2.5	4-5	.800	0-0	.000	0-0	.000	4/3	7	1.2	1-0	0	0	0	0	8	1.3
Carter III, Michael	17-0	129-7.6	7-28	.250	3-13	.231	5-8	.625	3/7	10	0.6	8-0	7	6	3	4	22	1.3
Kingma, Dan	8-1	38-4.8	3-7	.429	2-4	.500	2-4	.500	1/1	2	0.3	3-0	4	2	0	1	10	1.3
Duruiseau, Devenir	1-0	0-0.0	0-0	.000	0-0	.000	0-0	.000	0/0	0	0.0	0-0	0	0	0	0	0	0.0
Team									39/51	90				3				
Washington	34	6875900-1963	.458	230-664	.346	505-720	.701	328/786	1114	32.8	640-20	398	453	177	274	2535	74.6	
Opponents	34	6874887-1983	.447	236-704	.335	472-682	.692	392/808	1200	35.3	657-23	533	513	113	207	2482	73.0	

COUGAR FACTS

Location: Pullman, WA 99164
Founded/Enrollment: 1890/19,446
Colors: Crimson & Gray (Pantone® 201c/CG11)
Joined Pac-12: 1916-17
All-Time Record: 1,584-1,504 (117 years)
President: Kirk Schulz
Faculty Rep: Nancy Swanger
Director of Athletics: Patrick Chun
SWA: Anne McCoy

Head Coach: Ernie Kent
 (Oregon '77)
Career Record: 372-330 (23 years)
WSU Record: 47-77 (4 years)
Pac-12 Record: 127-179 (17 years)
Office: (509) 335-0240
Fax: (509) 335-0267
Assistant Coaches: Ed Haskins, Bennie Seltzer, Tim Marrion

Basketball SID: Jessica Holmes
E-mail: jessica.holmes@wsu.edu
Office: (509) 335 0255
Cell: (509) 781-0550

Local Radio: KXLY (920 AM)/KHTR (104.3 FM)

Home Court: Friel Court (11,671/1973)
Record in Friel: 358-224 (45 years)
Press Row Phone: (509) 335-4940
Press Will-Call: Tunnel entrance, east side
Press Row Location: Upper level, opposite benches

RECORD HOLDERS

POINTS
Career: 2003 – Isaac Fontaine, 1994-97
Season: 733 – Klay Thompson, 2011
Game: 45 – Brian Quinnett vs. Loyola Marymount, 12/5/86

THREE-POINT FIELD GOALS
Career: 249 – DaVonté Lacy, 2012-15
Season: 98 – Klay Thompson, 2011
Game: 10 – Robert Franks vs. California, 1/13/18

REBOUNDS
Career: 1015 – Josh Hawkinson, 2013-17
Season: 334 – Josh Hawkinson, 2014-15
Game: 27 – Jim McKean vs. West Virginia, 12/28/66

ASSISTS
Career: 473 – Bennie Seltzer, 1990-93
Season: 193 – Reggie Moore, 2012
Game: 15 – Dominic Ellison vs. Cal State Northridge, 1/25/95

STEALS
Career: 204 – Don Collins, 1977-80
Season: 76 – Don Collins, 1980
Game: 8 – Twice. Last, Mike Bush vs. Portland State, 12/20/99

BLOCKED SHOTS
Career: 176 – James Donaldson, 1976-79
Season: 82 – James Donaldson, 1978
Game: 10 – James Donaldson vs. Seattle Univ., 12/6/77

WASHINGTON STATE NUMERICAL ROSTER

No.	Name	Pos.	Ht.	Wt.	Yr.	Exp.	Hometown/Last School
0	Isaiah Wade	F	6-7	215	Jr.	JC	Minneapolis, Minn./East HS/Iowa Western CC
1	Jervae Robinson	G	6-2	185	Jr.	JC	Aurora, Colo./Overland HS/Otero JC
2	CJ Elleby	F	6-6	185	Fr.	HS	Seattle, Wash./Cleveland HS
3	Robert Franks	F	6-7	240	Sr.	3L	Vancouver, Wash./Evergreen HS
4	Aljaz Kunc	F	6-8	198	Fr.	HS	Ljubljana, Slovenia/Impact Academy (Fla.)
5	Marvin Cannon	F	6-5	170	So.	JC	Richmond, Va./The Steward School/Barton CC (Kan.)
13	Jeff Pollard	F	6-9	240	Jr.	2L	Bountiful, Utah/Impact Academy (Nev.)
15	James Streeter	C	6-10	270	Jr.	JC	Coon Rapids, Minn./Totino-Grace HS/Lake Region State College (N.D.)
23	Ahmed Ali	G	5-11	165	Jr.	JC	Toronto, Ontario/BTB Prep/Eastern Florida State College
24	Viont'e Daniels	G	6-2	175	Sr.	3L	Federal Way, Wash./Federal Way HS
25	Arinze Chidom*	F	6-9	200	R-So.	1L	Oakland, Calif./Bishop O'Dowd HS/Sunrise Christian Prep (Kan.)/Merritt College
32	Davante Cooper	F	6-11	233	Sr.	1L	Atlanta, Ga./West Oaks Acad. (Fla.)/Tyler JC (Texas)
35	Carter Skaggs	G	6-5	215	Jr.	1L	Logansport, Ind./Logansport HS/Chipola College (Fla.)

*- Has used redshirt year. ^ - Walk-on. Returning starter in bold.



HEAD COACH - ERNIE KENT

- Named the 18th coach in Cougar history on March 31, 2014.
- Enters his 24th season overall as a men's basketball head coach after spending 13 years coaching his alma mater Oregon, where he led the Ducks to seven postseason appearances, five NCAA Tournaments, two Conference tournament titles and a Pac-10 regular season title.
- Was the 2002 Pac-10 Coach of the Year after taking Oregon to the NCAA Elite Eight. Also received NABC, USBWA and Basketball Times district coach of the year honors.
- All-time victories leader with 235 career wins at Oregon, and third on the all-time wins list at St. Mary's (Calif.) with 90.

KENT YEAR-BY-YEAR		ALL	CONFERENCE	POSTSEASON			
Year	School	W-L	W-L	Fin.	Conf.	NCAA	Other
1991-92	St. Mary's (CA)	13-17	4-10	T6th	WCC		
1992-93	St. Mary's (CA)	11-16	6-8	6th	WCC		
1993-94	St. Mary's (CA)	13-14	5-9	7th	WCC		
1994-95	St. Mary's (CA)	18-10	10-4	T2nd	WCC		
1995-96	St. Mary's (CA)	12-15	5-9	7th	WCC		
1996-97	St. Mary's (CA)	23-8	10-4	T1st	WCC	0-1	
<i>St. Mary's (CA) totals (6 years)</i>		<i>90-80 (.535)</i>	<i>40-44 (.476)</i>			<i>0-1 (.000)</i>	
1997-98	Oregon	13-14	8-10	T5th	Pac-10		
1998-99	Oregon	19-13	8-10	T5th	Pac-10		3-2 (NIT)
1999-00	Oregon	22-8	13-5	3rd	Pac-10	0-1	
2000-01	Oregon	14-14	5-13	T6th	Pac-10		
2001-02	Oregon	26-9	14-4	1st	Pac-10	3-1	
2002-03	Oregon	23-10	10-8	5th	Pac-10	0-1	
2003-04	Oregon	18-13	9-9	T4th	Pac-10		3-1 (NIT)
2004-05	Oregon	14-13	6-12	T8th	Pac-10		
2005-06	Oregon	15-18	7-11	7th	Pac-10		
2006-07	Oregon	29-8	11-7	T3rd	Pac-10	3-1	
2007-08	Oregon	18-14	9-9	T5th	Pac-10	0-1	
2008-09	Oregon	8-23	2-16	10th	Pac-10		
2009-10	Oregon	16-16	7-11	T8th	Pac-10		
<i>Oregon totals (13 years)</i>		<i>235-173 (.576)</i>	<i>109-125 (.466)</i>			<i>6-5 (.545)</i>	<i>6-3 (.667)</i>
2014-15	Washington State	13-18	7-11	T8th	Pac-12		
2015-16	Washington State	9-22	1-17	12th	Pac-12		
2016-17	Washington State	13-18	6-12	T9th	Pac-12		
2017-18	Washington State	12-19	4-14	11th	Pac-12		
<i>Washington State totals (4 years)</i>		<i>47-77 (.379)</i>	<i>18-54 (.250)</i>				
Career totals (23 years)		372-330 (.530)	167-223 (.428)			6-6 (.500)	6-3 (.667)

2018-19 SCHEDULE

November			
Sun., 11	NICHOLLS STATE	4 p.m.	PAC12
Wed., 14	at Seattle U	TBA	
Mon., 19	CAL POLY	6 p.m.	PAC12
Sat., 24	DELAWARE STATE	7:30 p.m.	PAC12
Tues., 27	CSUN	8 p.m.	PAC12
December			
Sat., 1	at New Mexico State	6 p.m.	
Wed., 5	IDAHO	6 p.m.	PAC12
Sun., 9	vs. Montana State (1)	4 p.m.	PAC12
Mon., 17	RIDER (2)	7 p.m.	PAC12
Wed., 19	SIUE (2)	7:30 p.m.	PAC12
Sat., 22	vs. San Diego (3)	7 p.m.	FS1
Sun., 23	vs. Drake/New Mexico State (3)	4:30/7 p.m.	FS1
Sat., 29	vs. Santa Clara (4)	11 a.m.	PAC12
January			
Sat., 5	at Washington*	7:30 p.m.	PAC12
Thurs., 10	at Colorado*	6 p.m.	PAC12
Sat., 12	at Utah*	5 p.m.	PAC12
Thurs., 17	CALIFORNIA*	7 p.m.	PAC12
Sat., 19	STANFORD*	12 p.m.	PAC12
Thurs., 24	at Oregon State*	8 p.m.	PAC12
Sun., 27	at Oregon*	5 p.m.	ESPNU
Wed., 30	UCLA*	7 p.m.	PAC12
February			
Sat., 2	USC*	4 p.m.	PAC12
Thurs., 7	at Arizona State*	5 p.m.	PAC12
Sat., 9	at Arizona*	4:30 p.m.	PAC12
Sat., 16	WASHINGTON*	5 p.m.	ESPNU
Wed., 20	COLORADO*	7 p.m.	PAC12
Sat., 23	UTAH*	5 p.m.	PAC12
Thurs., 28	at Stanford*	6 p.m.	PAC12
March			
Sat., 2	at California*	4 p.m.	PAC12
Wed., 6	OREGON*	8 p.m.	FS1
Sat., 9	OREGON STATE*	12 p.m.	PAC12
13-16	Pac-12 Tournament (5)		

- (1) Kennewick, Wash. (Toyota Center)
- (2) Las Vegas Classic, Campus Games
- (3) Las Vegas Classic, Las Vegas, Nev. (Orleans Arena)
- (4) Spokane, Wash. (Spokane Arena)
- (5) Las Vegas, Nev. (T-Mobile Arena)

* Pac-12 Game
Game times PT

2017-18 RESULTS
(12-19, 4-14)

NOVEMBER			
Sun., 12	TEXAS SOUTHERN	W, 86-84 (OT)	
Wed., 15	SEATTLE U	W, 75-59	
Sat., 18	IDAHO STATE	W, 83-62	
Thurs., 23	vs. Saint Joseph's (1)	W, 75-71	
Fri., 24	vs. #21 Saint Mary's (Calif.) (1)	W, 84-79	
Sun., 26	vs. San Diego State (1)	W, 93-86	
DECEMBER			
Sat., 2	UC DAVIS	L, 67-81	
Wed., 6	at Idaho	L, 64-91	
Sat., 9	at UTEP	L, 69-76	
Sat., 16	IUPUI	W, 72-59	
Wed., 20	KANSAS STATE (2)	L, 65-68	
Fri., 22	BETHUNE-COOKMAN	W, 86-58	
Fri., 29	at UCLA*	L, 82-96	
Sun., 31	at USC*	L, 71-89	
JANUARY			
Sat., 6	WASHINGTON*	L, 65-70	
Thurs., 11	STANFORD*	L, 70-79	
Sat., 13	CALIFORNIA*	W, 78-53	
Thurs., 18	at Colorado*	L, 73-82	
Sun., 21	at Utah*	L, 69-82	
Sun., 28	at Washington*	L, 62-80	
Wed., 31	#9 ARIZONA*	L, 72-100	
FEBRUARY			
Sun., 4	#25 ARIZONA STATE*	L, 78-88	
Thurs., 8	at Oregon State*	L, 62-94	
Sun., 11	at Oregon*	L, 57-84	
Thurs., 15	COLORADO*	W, 73-69	
Sat., 17	UTAH*	L, 70-77	
Thurs., 22	at California*	W, 78-76	
Sat., 24	at Stanford*	L, 84-86	
MARCH			
Thurs., 1	OREGON*	W, 78-76	
Sat., 3	OREGON STATE*	L, 67-92	
Wed., 7	vs. 6-Oregon (3)	L, 62-64 (OT)	

- (1) The Wooden Legacy, Fullerton, Calif. (Titan Gym)
- (2) Spokane, Wash. (Spokane Arena)
- (3) Pac-12 Tournament, Las Vegas, Nev. (T-Mobile Arena)

* Pac-12 Game I Rankings listed are Associated Press.

RECENT FINISHES

Year	CONF.		ALL		Post.
	W-L	Fin.	W-L	Post.	
78-79	10-8	4t	18-9		
79-80	14-4	3	22-6		NCAA
80-81	3-15	10	10-17		
81-82	10-8	5	16-14		
82-83	14-4	2	23-7		NCAA
83-84	4-14	10	10-18		
84-85	5-13	8t	13-15		
85-86	8-10	5t	15-16		
86-87	6-12	8t	10-18		
87-88	7-11	6	13-16		
88-89	4-14	8	10-19		
89-90	1-17	10	7-22		
90-91	8-10	5t	16-12		
91-92	9-9	5t	22-11		NIT
92-93	9-9	5t	15-12		
93-94	10-8	4t	20-11		NCAA
94-95	10-8	5t	18-12		NIT
95-96	9-9	5t	18-11		NIT
96-97	5-13	8	13-17		
97-98	3-15	9t	10-19		
98-99	4-14	10	10-19		
99-00	1-17	10	6-22		
00-01	5-13	6t	12-16		
01-02	1-17	10	6-21		
02-03	2-16	10	7-20		
03-04	7-11	7t	13-16		
04-05	7-11	6t	12-16		
05-06	4-14	10	11-17		
06-07	13-5	2	26-8		NCAA
07-08	11-7	3t	26-9		NCAA*
08-09	8-10	7	17-16		NIT
09-10	6-12	10	16-15		
10-11	9-9	6	22-13		NIT%
11-12	7-11	8t	19-18		CBI
12-13	4-14	11t	13-19		
13-14	3-15	11	10-21		
14-15	7-11	8t	13-18		
15-16	1-17	12	9-22		
16-17	6-12	9t	13-18		
17-18	4-14	11	12-19		

* - NCAA Sweet Sixteen
% - NIT Final Four

2017-18 WASHINGTON STATE STATISTICS (Overall: 12-19, Pac-12: 4-14/11th) - Returning players in bold.

Player	GP-GS	Min/Avg	TOTAL		3-PTS		REBOUNDS							Blk	Stl	Pts	Avg	
			FG-A	Pct	3FG-A	Pct	FT-A	Pct	Off/Def	Tot	Avg	PF-FO	A					TO
Franks, Robert	30-30	989-33.0	175-368	.476	66-163	.405	105-123	.854	49/148	197	6.6	85-3	58	70	29	15	521	17.4
Flynn, Malachi	31-30	1035-33.4	162-392	.413	77-228	.338	88-104	.846	22/84	106	3.4	56-0	132	66	2	49	489	15.8
Daniels, Viont'e	31-31	1015-32.7	92-199	.462	71-156	.455	24-31	.774	16/55	71	2.3	51-1	62	29	3	15	279	9.0
Skaggs, Carter	31-11	634-20.5	85-200	.425	69-171	.404	16-18	.889	16/65	81	2.6	45-0	17	28	0	5	255	8.2
Bernstine, Drick	29-24	810-27.9	91-178	.511	0-0	.000	19-35	.543	53/146	199	6.9	80-4	77	68	19	35	201	6.9
Acquaah, Milan	30-9	525-17.5	52-134	.388	15-57	.263	27-50	.540	6/48	54	1.8	61-1	58	70	1	17	146	4.9
Hinson, Kwinton	28-9	381-13.6	41-105	.390	17-52	.327	9-20	.450	14/49	63	2.3	56-2	18	28	4	7	108	3.9
Chidom, Arinze	28-4	280-10.0	37-86	.430	17-39	.436	16-21	.762	14/48	62	2.2	47-0	11	17	3	15	107	3.8
Pollard, Jeff	27-4	312-11.6	40-72	.556	0-4	.000	18-27	.667	15/32	47	1.7	21-0	10	17	3	3	98	3.6
Shpreyregin, Steven	15-1	114-7.6	11-33	.333	9-29	.310	2-3	.667	1/5	6	0.4	10-1	1	2	0	1	33	2.2
Cooper, Davante	18-2	113-6.3	11-17	.647	0-0	.000	3-11	.273	4/17	21	1.2	19-1	5	10	7	2	25	1.4
Langston, KJ	8-0	26-3.3	2-8	.250	0-6	.000	0-1	.000	0/0	0	0.0	1-0	0	0	0	0	4	0.5
Ergas, Jamar	10-0	16-1.6	2-3	.667	0-0	.000	0-0	.000	0/1	1	0.1	0-0	1	2	0	0	4	0.4
Team									48/51	99				14				
Washington State	31	6250801-1795	.446	341-905	.377	327-444	.736	258/749	1007	32.5	532-13	450	421	71	164	2270	73.2	
Opponents	31	6250882-1897	.465	265-759	.349	382-541	.706	340/789	1129	36.4	501-0	453	356	92	188	2411	77.8	

2019 NCAA DIVISION I MEN'S BASKETBALL CHAMPIONSHIP

NCAA.com

FIRST ROUND
MARCH 23-22

SECOND ROUND
MARCH 23-24

SWEET 16
MARCH 26-29

ELITE 8
MARCH 30-31

NATIONAL SEMIFINALS
APRIL 6

NATIONAL SEMIFINALS
APRIL 6

ELITE 8
MARCH 30-31

SWEET 16
MARCH 26-29

SECOND ROUND
MARCH 23-24

FIRST ROUND
MARCH 23-22

FIRST FOUR

DAYTON MARCH 19-20

11 11 16 16 11 11



NATIONAL CHAMPIONSHIP
APRIL 6



#MarchMadness
 Watch the Final Four on CBS SportsCenter, CBS Sports Network, and CBS.
 #MARCHMADNESS
 @NCAAonTV @NCAAonFacebook @NCAAonTwitter @NCAAonInstagram @NCAAonYouTube

NATIONAL CHAMPIONSHIP
 Watch the National Championship on CBS SportsCenter, CBS Sports Network, and CBS.
 #NATIONALCHAMPIONSHIP
 @NCAAonTV @NCAAonFacebook @NCAAonTwitter @NCAAonInstagram @NCAAonYouTube



► ARIZONA WILDCATS (27-7, 14-4)
2018 Pac-12 Champions

► ARIZONA WILDCATS
2018 Pac-12 Tournament Champions



2017-18 PAC-12 CONFERENCE MEN'S BASKETBALL STANDINGS

	CONFERENCE					OVERALL					
	W	L	PCT	HOME	AWAY	W	L	PCT	HOME	AWAY	NEUT
Arizona* (NCAA)	14	4	.778	8-1	6-3	27	8	.771	15-1	8-3	4-4
USC (NIT)	12	6	.667	7-2	5-4	24	12	.667	13-5	6-5	5-2
UCLA (NCAA)	11	7	.611	8-1	3-6	21	12	.636	14-2	3-7	4-3
Utah (NIT)	11	7	.611	6-3	5-4	23	12	.657	14-3	6-6	3-3
Stanford (NCAA)	11	7	.611	7-2	4-5	19	16	.543	14-4	4-7	1-5
Oregon (NIT)	10	8	.556	7-2	3-6	23	13	.639	16-3	4-7	3-3
Washington (NIT)	10	8	.556	6-3	4-5	21	13	.618	16-4	5-6	0-3
Arizona State (NCAA)	8	10	.444	5-4	3-6	20	12	.625	13-4	4-6	3-2
Colorado	8	10	.444	7-2	1-8	17	15	.531	12-3	1-10	4-2
Oregon State	7	11	.389	6-3	1-8	16	16	.500	13-4	1-9	2-3
Washington State	4	14	.222	3-6	1-8	12	19	.387	8-8	1-10	3-1
California	2	16	.111	1-8	1-8	8	24	.250	5-12	3-8	0-4

* Pac-12 Tournament Champion

ARIZONA SWEEPS THROUGH PAC-12 BEHIND EVENTUAL NBA NO. 1 PICK AYTON; UTAH REACHES NIT TITLE GAME

- For just the fourth time in the Conference's 102-season history, seven Pac-12 teams reached the 20-win plateau in 2017-18 led by Arizona's 27-win campaign.
- Seven former Pac-12 men's basketball standouts were selected in the 2018 NBA Draft, including the No. 1 overall selection in ARIZONA's Deandre Ayton. It marked the first time in Conference history the league has had the No. 1 pick in the NBA Draft in back-to-back years.

The league experienced several highlights during non-conference play, totaling a league-record four in-season tournament titles (ARIZONA STATE - Las Vegas Invitational; COLORADO - Paradise Jam; WASHINGTON STATE - Wooden Legacy; USC - Diamond Head Classic) as well as four top-10 upsets during the month of December (UCLA vs. #7 Kentucky; ARIZONA STATE at #2 Kansas; WASHINGTON vs. #2 Kansas; ARIZONA vs. #7 Texas A&M). ASU went a perfect 12-0 in non-conference play to rise as high as No. 3 in the national top 25.

ARIZONA edged runner-up USC by two games to earn the Pac-12 regular season title outright, the 16th league crown in program history. The No. 1 seed Wildcats then posted double-digit victories in all three Pac-12 Championship games to capture their second straight tournament title. The event's second year in Las Vegas' new T-Mobile Arena saw the fourth-highest total attendance (80,550) in event history and just the fourth time breaking 80,000 fans in 21 stagings of the tournament. Arizona freshman **Deandre Ayton** averaged 24.7 points and 12.7 rebounds in three tournament games, including 32.0 points and 16.0 rebounds in the semifinals and finals over No. 4 seed UCLA and No. 2 seed USC, to become the first player in league history to win Pac-12 Player and Freshman of the Year and Tournament MVP accolades.

Ayton went on to add Karl Malone Power Forward of the Year and consensus First Team All-America honors. It marked the fifth consecutive year a Pac-12 player earned consensus First or Second Team honors, tied with the ACC for the longest streak in the nation, and along with UCLA's **Lonzo Ball** in 2017 was the first time the Pac-12 had back-to-back AP First Team honorees since 2008 and 2009.

The season was capped by eight teams qualifying for postseason play for the fourth time in the past six seasons, with three teams - ARIZONA, ARIZONA STATE and UCLA - selected for the NCAA Tournament and a league-record five chosen to the NIT. All five NIT teams - OREGON, STANFORD, USC, UTAH and WASHINGTON - won their opening round games, and the Utes enjoyed the deepest postseason run of any Conference team, advancing to New York City and Madison Square Garden where they defeated Western Kentucky in the NIT semifinals before falling to Penn State in the title game.

Ayton was the No. 1 overall selection by the Phoenix Suns, joining WASHINGTON's Markelle Fultz in 2018 and UCLA's Bill Walton in 1974 and Lew Alcindor (Kareem Abdul-Jabbar) in 1969 as top picks from Conference members. UTAH's Andrew Bogut (2005) and Bill McGill (1962) were No. 1 picks prior to the Utes joining the Pac-12.



Ayton, the first player in Conference history to be named the league's Player and Freshman of the Year and tournament MVP, is the first Wildcat to be taken first overall in the NBA Draft. Ayton's selection coupled with Fultz's last year marks only the sixth time in Draft history one league posted consecutive No. 1 overall picks.

The seven selections coupled with the 14 picks from last year's Draft matched the league's two-year record total of 21 set in 2008-09. Over the past six Drafts, the Pac-12 has amassed 49 picks overall and 26 first-round selections, totals which rank second nationally behind the 15-team ACC (62, 36).

POSTSEASON HONORS

CONSENSUS ALL-AMERICA

Deandre Ayton, ARIZ1st Team

ASSOCIATED PRESS ALL-AMERICA

Deandre Ayton, ARIZ1st Team
 Aaron Holiday, UCLAHM
 Allonzo Trier, ARIZHM

USBWA ALL-AMERICA

Deandre Ayton, ARIZ1st Team

NABC ALL-AMERICA

Deandre Ayton, ARIZ1st Team

THE SPORTING NEWS ALL-AMERICA

Deandre Ayton, ARIZ1st Team
 Aaron Holiday, UCLA3rd Team

JOHN R. WOODEN AWARD

Deandre Ayton, ARIZ (Top 10 Finalist)
 Tra Holder, ASU (Late Season Top 20)
 Allonzo Trier, ARIZ (Late Season Top 20)
 Aaron Holiday, UCLA (Midseason Top 25)
 Rawle Alkins, ARIZ (Preseason Top 50)
 Chimezie Metu, USC (Preseason Top 50)
 Jordan McLaughlin, USC (Preseason Top 50)
 Reid Travis, STAN (Preseason Top 50)

NAISMITH TROPHY

Deandre Ayton, ARIZ (Final 4 Finalist)

USBWA OSCAR ROBERTSON TROPHY

Deandre Ayton, ARIZ (Top 5 Finalist)
 Tra Holder, ASU (Midseason Watch List)
 Chimezie Metu, USC (Preseason Watch List)
 Reid Travis, STAN (Preseason Watch List)
 Allonzo Trier, ARIZ (Preseason Watch List)

USBWA ALL-DISTRICT TEAMS

Deandre Ayton, ARIZ (District IX Player of the Year)
 Tra Holder, ASU (IX)
 Aaron Holiday, UCLA (IX)
 Jordan McLaughlin, USC (IX)
 Chimezie Metu, USC (IX)
 Reid Travis, STAN (IX)
 Allonzo Trier, ARIZ (IX)
 Thomas Welsh, UCLA (IX)

NABC ALL-DISTRICT 20

Deandre Ayton, ARIZ 1st Team
 Aaron Holiday, UCLA 1st Team
 Jordan McLaughlin, USC 1st Team
 Reid Travis, STAN 1st Team
 Tra Holder, ASU 1st Team

Allonzo Trier, ARIZ2nd Team
 Noah Dickerson, WASH2nd Team
 Thomas Welsh, UCLA2nd Team
 Chimezie Metu, USC2nd Team
 Justin Bibbins, UTAH2nd Team
 Mike Hopkins, WASH Coach of the Year

NAISMITH MEMORIAL BASKETBALL HALL OF FAME POSITIONAL AWARDS

Bob Cousy Point Guard of the Year
 Tra Holder, ASU (Midseason Watch List)
 Jordan McLaughlin, USC (Midseason Watch List)

Jerry West Shooting Guard of the Year
 Allonzo Trier, Arizona (Midseason Watch List)

Karl Malone Power Forward of the Year
 Deandre Ayton, Arizona (Winner)

Kareem Abdul-Jabbar Center of the Year
 Thomas Welsh, UCLA (Finalist)

LOWE'S SENIOR CLASS AWARD

Kodi Justice, ASU (Candidate)
 Marcus Lee, CAL (Candidate)
 Jordan McLaughlin, USC (Candidate)

ALL-PAC-12 TEAM

FIRST TEAM

Name, School	Pos	Yr	Ht	Wt	Hometown
Deandre Ayton, ARIZ	F	Fr.	7-1	250	Nassau, Bahamas (Hillcrest Prep Academy (Ariz.))
Justin Bibbins, UTAH	G	Sr.	5-8	150	Carson, Calif. (Long Beach State)
Noah Dickerson, WASH	F	Jr.	6-8	245	Atlanta, Ga. (Montverde Academy (Fla.))
Tra Holder, ASU	G	Sr.	6-1	180	Los Angeles, Calif. (Brentwood School)
Aaron Holiday, UCLA	G	Jr.	6-1	185	Chatsworth, Calif. (Campbell Hall HS)
Jordan McLaughlin, USC	G	Sr.	6-1	185	Etiwanda, Calif. (Etiwanda HS)
Chimezie Metu, USC	F	Jr.	6-11	225	Lawndale, Calif. (Lawndale HS)
Tres Tinkle, OSU	F	R-So.	6-8	225	Missoula, Mont. (Hellgate HS)
Reid Travis, STAN	F	R-Jr.	6-8	245	Minneapolis, Minn. (DeLaSalle HS)
Allonzo Trier, ARIZ	G	Jr.	6-5	205	Seattle, Wash. (Findlay Prep (Nev.))

SECOND TEAM

Name, School	Pos	Yr	Ht	Wt	Hometown
David Collette, UTAH	F	Sr.	6-10	220	Murray, Utah (Utah State)
George King, COLO	G	R-Sr.	6-6	225	Fayetteville, N.C. (Brennan HS (Texas))
Payton Pritchard, ORE	G	So.	6-2	195	West Linn, Ore. (West Linn HS)
Dušan Ristić, ARIZ	C	Sr.	7-0	245	Novi Sad, Serbia (Sunrise Christian Academy)
Thomas Welsh, UCLA	C	Sr.	7-0	255	Redondo Beach, Calif. (Loyola HS)

HONORABLE MENTION: Rawle Alkins (ARIZ, G), Shannon Evans II (ASU, G), Robert Franks (WSU, F), Jaylen Nowell (WASH, G), Dorian Pickens (STAN, G), McKinley Wright IV (COLO, G)

PAC-12 ALL-FRESHMEN TEAM

Name, School	Pos	Ht	Wt	Hometown
Deandre Ayton, ARIZ	F	7-1	250	Nassau, Bahamas (Hillcrest Prep Academy (Ariz.))
Daejon Davis, STAN	G	6-3	175	Seattle, Wash. (Garfield HS)
Jaylen Nowell, WASH	G	6-4	200	Seattle, Wash. (Garfield HS)
Kris Wilkes, UCLA	G	6-8	195	Indianapolis, Ind. (North Central HS)
McKinley Wright IV, COLO	G	6-0	185	North Robbinsdale, Minn. (Champlin Park HS)

HONORABLE MENTION: Troy Brown (ORE, F)

PAC-12 ALL-DEFENSIVE TEAM

Name, School	Pos	Yr.	Ht	Wt	Hometown (Last School)
Deandre Ayton, ARIZ	F	Fr.	7-1	250	Nassau, Bahamas (Hillcrest Prep Academy (Ariz.))
Aaron Holiday, UCLA	G	Jr.	6-1	185	Chatsworth, Calif. (Campbell Hall HS)
Jordan McLaughlin, USC	G	Sr.	6-1	185	Etiwanda, Calif. (Etiwanda HS)
Matisse Thybulle, WASH	F	Jr.	6-5	195	Issaquah, Wash. (Eastside Catholic HS)
Kenny Wooten, ORE	F	Fr.	6-9	220	Manteca, Calif. (Manteca HS)

HONORABLE MENTION: Chimezie Metu (USC, F), McKinley Wright IV (COLO, G)

PAC-12 ALL-ACADEMIC TEAM

FIRST TEAM

Name, School	Year	GPA	Major
Nick Hamilton, CAL	Sr.	3.75	Media studies & legal studies
Dorian Pickens, STAN	Sr.	3.42	Communication
Jeff Pollard, WSU	So.	3.72	Undeclared
Glgorije Rakocevic, OSU	Jr.	3.70	Digital communication arts
Stephen Thompson Jr., OSU	Jr.	3.53	Digital communication arts

SECOND TEAM

Malachi Flynn, WSU	So.	3.48	Undeclared
Jayce Johnson, UTAH	So.	3.49	Psychology
Chimezie Metu, USC	Jr.	3.18	Law, history & culture
Tres Tinkle, OSU	R-So.	3.42	Speech communication
Parker Van Dyke, UTAH	Jr.	3.26	Economics

HONORABLE MENTION: Milan Acquah (WSU, R-Fr.), Robert Cartwright (STAN, R-Jr.), David Collette (UTAH, Sr.), Drew Eubanks (OSU, Jr.), Shannon Evans II (ASU, Sr.), Kodi Justice (ASU, Sr.), Jordan McLaughlin (USC, Sr.), Alex Olesinski (UCLA, R-So.), Kodye Pugh (STAN, R-Fr.), Keith Smith (ORE, So.), Thomas Welsh (UCLA, Sr.)

PAC-12 PLAYER OF THE YEAR: Deandre Ayton, Fr., Arizona

PAC-12 FRESHMAN OF THE YEAR: Deandre Ayton, Fr., Arizona

PAC-12 DEFENSIVE PLAYER OF THE YEAR: Matisse Thybulle, Jr., Washington

PAC-12 MOST IMPROVED PLAYER OF THE YEAR: Robert Franks, Jr., Washington State

PAC-12 SIXTH MAN OF THE YEAR: Remy Martin, Fr., Arizona State & Dominique Collier, Sr., Colorado

PAC-12 JOHN R. WOODEN COACH OF THE YEAR: Mike Hopkins, Washington

2018 PAC-12 TOURNAMENT

Las Vegas, Nev. - T-Mobile Arena

WEDNESDAY, MARCH 7

Session 1 (attendance: 8,619)
#8 COLORADO 97, #9 ARIZONA STATE 85
#5 STANFORD 76, #12 CALIFORNIA 58
Session 2 (attendance: 10,458)
#10 OREGON STATE 69, #7 WASHINGTON 66 (OT)
#6 OREGON 64, #11 WASHINGTON STATE 62 (OT)

THURSDAY, MARCH 8

Session 3 (attendance: 15,182)
#1 ARIZONA 83, #8 COLORADO 67
#4 UCLA 88, #5 STANFORD 77
Session 4 (attendance: 13,194)
#2 USC 61, #10 OREGON STATE 48
#6 OREGON 68, #3 UTAH 66

FRIDAY, MARCH 9

Session 5 (attendance: 16,596)
#1 ARIZONA 78, #4 UCLA 67 (OT)
#2 USC 74, #6 OREGON 54

SATURDAY, MARCH 10

Championship (attendance: 16,501)
#1 ARIZONA 75, #2 USC 61

ALL-TOURNAMENT TEAM

- Aaron Holiday, Jr., UCLA
Thomas Welsh, Sr., UCLA
Jonah Mathews, So., USC
Jordan McLaughlin, Sr., USC
Dusan Ristic, Sr., ARIZONA

Deandre Ayton, Fr., ARIZONA - Most Outstanding Player

Game One
Colorado 97, Arizona State 85

Arizona State FG-A FT-A Reb PF TP A TO BLK S
Holder, Tra 6-14 0-1 3 3 14 1 0 0 0 1
Mitchell, Mickey 2-5 0-0 4 3 4 2 0 2 1 0
Evans II, Shannon 4-13 2-3 1 0 14 1 1 0 0 0
White, Romello 3-3 1-4 4 1 7 0 0 1 0 0
Justice, Kodi 4-8 2-4 3 4 14 6 1 0 0 0
Martin, Remy 6-12 5-7 1 1 20 4 0 0 0 0
Shibell, Vitaliy 0-1 0-0 0 0 0 0 0 0 1 0
Lawrence, Kimani 0-1 0-0 1 1 0 1 0 0 0 1
Witherill, Austin 0-0 0-0 0 0 0 0 0 0 0 0
Salzman, Jordan 0-0 0-0 0 0 0 0 0 0 0 0
Fogerty, Grant 0-0 0-0 0 0 0 0 0 0 0 0
Lake, DeQuon 5-6 2-2 8 5 12 0 1 0 0 0
TEAM 1 1
Totals 30-63 12-21 26 18 85 15 3 4 3

Colorado FG-A FT-A REB PF TP A TO BLK S
Bey, Tyler 5-11 4-4 10 2 14 1 0 1 0 0
Nikolic, Lazar 1-2 0-0 4 1 3 2 2 0 0 0
King, George 4-9 2-2 7 0 12 2 0 0 0 0
Wright, McKinley 8-14 2-2 8 1 20 11 2 0 1 0
Walton, Dallas 2-5 0-0 1 3 4 0 0 0 0 0
Schwartz, D'Shawn 4-7 0-0 4 3 10 0 1 0 0 0
Wright, Namon 2-4 0-0 0 1 5 1 0 0 0 0
Collier, Dominique 3-4 8-10 1 4 17 2 1 0 0 0
Siewert, Lucas 4-6 2-2 4 4 12 1 1 1 0 0
Repine, Josh 0-0 0-0 0 0 0 0 0 0 0 0
TEAM 4 4
Totals 33-62 18-20 39 19 97 20 7 2 1

Halftime: Colorado 41, Arizona State 37. 3-point goals: Colorado 13-21 (Collier 3-4, King 2-4, Schwartz 2-3, Siewert 2-3, M. Wright 2-3, Nikolic 1-2, Wright 1-2); Arizona State 13-32 (Evans II 4-9, Justice 4-7, Martin 3-6, Holder 2-7, Mitchell 0-2, Shibell 0-1). Officials: Mike Reed, Eric Curry, Kevin Brill. Technical Fouls: Colorado-King, G. Arizona State-Holder, T; Lake, D.

Game Two
Stanford 76, California 58

California FG-A FT-A Reb PF TP A TO BLK S
McNeill, Darius 7-17 0-0 2 1 19 0 1 0 0 3
Harris-Dyson, Juhwan 5-9 1-2 4 5 11 0 2 0 0 0
Sueing, Justice 3-10 1-4 5 0 8 2 2 0 1 0
Coleman, Don 0-8 1-2 8 0 1 0 1 0 0 0
Lee, Marcus 1-8 0-0 6 5 2 0 2 0 0 0
Render, Jacob 0-1 2-2 1 0 2 0 0 0 0 0
McCullough, Austin 0-0 0-0 0 0 0 0 0 0 0 0
Davis, Roman 0-6 2-6 3 3 2 1 0 0 0 0
King, Derek 2-3 0-0 1 0 5 0 0 0 0 0
Hamilton, Nick 0-2 2-2 1 1 2 0 2 0 1 0
Okoroh, Kingsley 2-5 2-2 6 4 6 0 1 5 0 0
Anticevich, Grant 0-0 0-0 3 0 0 0 0 0 0 0
Welle, Cole 0-2 0-0 1 0 0 0 0 0 0 0
TEAM 5 5
Totals 20-71 11-20 41 19 58 3 11 5 6

Stanford FG-A FT-A REB PF TP A TO BLK S
Okpala, KZ 1-4 2-2 6 3 4 3 1 1 3 0
Davis, Daejon 4-6 3-4 3 0 12 3 4 0 2 0
Humphrey, Michael 0-6 0-0 4 3 0 1 2 1 0 0
Pickens, Dorian 6-14 0-1 4 0 16 2 0 1 1 0
Travis, Reid 7-11 5-8 13 4 19 3 1 0 0 0
Cartwright, Robert 0-2 0-0 3 0 0 0 0 1 0 0
White, Isaac 0-2 2-2 0 0 2 0 1 0 0 0
Pugh, Kodye 1-1 0-0 1 0 2 0 1 0 0 0
Da Silva, Oscar 3-7 0-3 8 1 9 2 2 0 0 0
Herenton, Rodney 0-1 0-0 0 0 0 0 0 0 0 0
Sharma, Josh 5-6 2-2 2 4 12 0 0 0 0 0
Pagon, Blake 0-1 0-0 2 0 0 0 0 0 0 0
Starback, Trevor 0-0 0-0 0 1 0 0 0 0 0 0
TEAM 5 5
Totals 27-61 14-22 51 16 76 14 16 3 6

Halftime: Stanford 39, California 28. 3-point goals: California 7-25 (McNeill 5-10, Sueing 1-5, King 1-2, Coleman 0-3, Welle 0-2, Hamilton 0-1, Davis 0-1, Harris-Dyson 0-1); Stanford 8-21 (Pickens 4-9, Da Silva 3-4, Davis 1-2, White 0-2, Okpala 0-1, Humphrey 0-1, Sharma 0-1, Pagon 0-1). Officials: Greg Nixon, Mike Scyphers, Nate Harris. Technical Fouls: California-None. Stanford-None.

Game Three
Oregon State 69, Washington 66 (OT)

OSU FG-A FT-A Reb PF TP A TO BLK S
Thompson Jr., S. 5-11 3-6 5 4 14 2 2 0 2 0
Tinkle, Tres 3-14 6-9 10 1 12 3 2 0 2 0
Hollins, Alfred 0-3 2-4 3 3 2 0 2 0 0 0
Thompson, Ethan 2-7 3-4 5 2 9 4 1 1 0 0
Eubanks, Drew 7-8 5-6 5 4 19 0 0 1 0 0
Reichle, Zach 2-7 1-2 7 1 7 3 2 0 0 0
Rakocevic, Gligorije 2-3 0-1 2 2 4 0 0 0 0 0
Manuel, Kendal 0-1 0-0 2 1 0 0 0 0 0 0
Berger, Seth 1-2 0-0 0 1 2 0 1 0 0 0
TEAM 5 5
Totals 22-56 20-32 44 19 69 12 10 2 4

Washington FG-A FT-A REB PF TP A TO BLK S
Crisp, David 5-16 1-1 2 1 13 3 1 0 1 0
Thybulle, Matisse 6-13 1-2 4 3 16 3 4 2 1 0
Nowell, Jaylen 4-12 1-3 3 5 9 3 2 0 0 0
Dickerson, Noah 3-6 9-9 10 5 15 0 1 2 2 0
Timmins, Sam 2-3 1-1 6 4 5 0 2 0 0 0
Carter, Nahziah 1-3 0-0 2 2 2 0 0 0 0 0
Wright, Hameir 0-4 0-0 4 4 0 0 1 1 1 1
Green, Dominic 2-3 1-2 1 2 6 0 0 1 0 0
TEAM 4 4
Totals 23-60 14-18 36 26 66 9 11 6 5

Halftime: Washington 29, Oregon State 25. 3-point goals: OSU 5-22 (Reichle 2-5, E. Thompson 2-5, S. Thompson Jr. 1-6, Tinkle 0-5, Hollins 0-1); Washington 6-21 (Thybulle 3-7, Crisp 2-7, Green 1-2, Carter 0-2, Wright 0-2, Nowell 0-1). Officials: Mike Greenstein, Deldred Carr, Larry Spaulding. Technical Fouls: OSU-None. Washington-None.

Game Four
Oregon 64, Washington State 62 (OT)

WSU FG-A FT-A Reb PF TP A TO BLK S
Franks, Robert 6-11 2-2 3 4 16 0 4 1 0 0
Daniels, Vont'e 1-4 3-4 2 3 6 1 0 0 0 1
Flynn, Malachi 7-19 5-6 5 0 22 3 3 0 2 0
Skaggs, Carter 1-3 0-0 1 1 2 0 1 0 0 0
Bernstine, Drick 2-4 1-2 9 5 5 5 3 0 3 0
Acquaah, Milan 3-5 4-4 2 2 11 0 2 0 0 0
Pollard, Jeff 0-0 0-0 1 0 0 0 1 0 0 0
Chidom, Arinze 0-1 0-0 3 1 0 0 0 0 0 0
Hinson, Kwinton 0-2 0-0 1 3 0 0 1 1 0 0
TEAM 4 4
Totals 20-49 15-18 31 19 62 9 16 2 6

Oregon FG-A FT-A REB PF TP A TO BLK S
Brown, Troy 2-10 4-6 11 2 8 2 4 0 4 0
Pritchard, Payton 7-16 0-2 6 2 18 1 2 0 2 0
Brown, Elijah 4-14 0-0 3 4 10 0 1 0 1 0
White, Paul 2-2 2-3 5 4 6 5 1 0 0 0
McIntosh, Mikyle 7-14 2-5 7 2 18 1 1 0 0 0
Wooten, Kenny 1-2 0-0 5 2 2 0 2 2 0 0
Bailey Jr., Victor 0-1 0-0 0 0 0 0 1 0 0 1
Smith, Keith 1-2 0-2 0 2 2 0 0 0 0 0
Kigab, Abu 0-1 0-0 0 1 0 1 0 0 0 0
TEAM 4 4
Totals 24-62 8-18 41 19 64 10 12 2 8

Halftime: Washington State 24, Oregon 17. 3-point goals: WSU 7-22 (Flynn 3-8, Franks 2-4, Daniels 1-4, Acquaah 1-2, Hinson 0-2, Skaggs 0-2); Oregon 8-22 (Pritchard 4-7, E. Brown 2-6, McIntosh 2-5, T. Brown 0-3, Kigab 0-1). Officials: Tony Padilla, Michael Irving, Tommy Nunez. Technical Fouls: Washington State-None. Oregon-None.

Game Five
Arizona 83, Colorado 67

Colorado FG-A FT-A Reb PF TP A TO BLK S
Bey, Tyler 2-4 3-6 9 4 7 0 2 0 0 0
Nikolic, Lazar 2-5 0-1 0 5 4 2 2 0 0 0
King, George 6-12 5-5 4 4 19 1 3 0 2 0
Wright, McKinley 3-5 2-2 4 0 8 5 2 0 0 0
Walton, Dallas 3-6 0-0 2 2 7 0 1 2 0 0
Schwartz, D'Shawn 0-1 0-0 2 2 0 0 1 0 0 0
Wright, Namon 0-2 2-2 0 1 2 1 0 0 1 0
Collier, Dominique 2-7 0-0 0 5 4 1 1 0 0 0
Siewert, Lucas 4-10 6-6 3 4 16 0 3 1 0 0
TEAM 3 1
Totals 22-52 18-22 27 28 67 10 15 3 3

Arizona FG-A FT-A REB PF TP A TO BLK S
Jackson-Cartwright, P. 4-7 3-6 5 3 14 4 2 0 3 0
Alkins, Rawle 3-8 4-6 4 1 12 0 1 1 4 0
Ayton, Deandre 4-14 2-6 6 5 10 2 3 3 2 0
Ristic, Dusan 5-10 6-8 11 2 16 0 0 0 0 0
Trier, Allonzo 5-9 10-10 0 1 22 3 1 0 1 0
Smith, Dylan 1-4 0-0 1 2 2 1 1 0 0 0
Randolph, Brandon 0-0 0-0 0 0 0 0 0 0 0 0
Barcelo, Alex 0-0 0-0 0 0 0 0 0 0 0 0
Akot, Emmanuel 1-1 0-0 1 2 2 1 0 0 1 0
Pinder, Keanu 2-4 1-2 6 2 5 0 0 0 0 0
TEAM 2 2
Totals 25-57 26-38 36 18 83 11 8 4 11

Halftime: Arizona 35, Colorado 33. 3-point goals: Colorado 5-20 (Siewert 2-6, King 2-3, Walton 1-2, Collier 0-4, Schwartz 0-1, N. Wright 0-1); Arizona 7-18 (Jackson-Cartwright 3-6, Trier 2-5, Alkins 2-4, Smith 0-3). Officials: Verne Harris, Mike Scyphers, Nate Harris. Technical Fouls: Colorado-TEAM. Arizona-Ayton, D.

Game Six
UCLA 88, Stanford 77

Stanford FG-A FT-A Reb PF TP A TO BLK S
Okpala, KZ 6-16 10-13 7 4 23 5 1 0 3 0
Davis, Daejon 5-6 1-2 3 4 13 2 5 0 0 0
Humphrey, Michael 1-4 1-2 3 0 4 0 0 1 0 0
Pickens, Dorian 3-10 2-2 2 0 11 2 1 0 0 0
Travis, Reid 7-13 3-4 14 4 17 0 4 0 0 0
Cartwright, Robert 0-1 0-0 1 1 0 0 0 0 0 0
Da Silva, Oscar 2-5 1-2 2 5 7 1 1 1 0 0
Sharma, Josh 1-2 0-0 2 1 2 0 2 0 0 0
TEAM 3 3
Totals 25-57 18-25 37 19 77 10 14 2 3

UCLA FG-A FT-A REB PF TP A TO BLK S
Holiday, Aaron 12-25 5-6 7 2 34 8 2 0 2 0
Wilkes, Kris 4-8 0-0 3 4 9 0 2 0 1 0
Goloman, Gorygy 1-4 0-0 3 5 2 1 0 0 1 1
Ali, Prince 3-9 2-2 5 1 8 2 0 0 1 0
Welsh, Thomas 7-12 0-0 11 4 18 2 2 0 0 0
Olesinski, Alex 2-5 1-2 3 2 7 0 1 0 2 0
Hands, Jaylen 1-4 0-0 0 1 2 0 0 0 0 0
Smith, Chris 1-2 6-10 3 3 8 1 0 0 1 0
Wulff, Alec 0-0 0-0 0 0 0 0 0 0 0 1
TEAM 1 1
Totals 31-69 14-20 36 22 88 14 7 1 9

Halftime: UCLA 44, Stanford 40. 3-point goals: Stanford 9-22 (Pickens 3-9, Da Silva 2-5, Davis 2-2, Humphrey 1-2, Okpala 1-2, Cartwright 0-1, Travis 0-1); UCLA 12-27 (Holiday 5-9, Welsh 4-6, Olesinski 2-3, Wilkes 1-4, Ali 0-4, Hands 0-1). Officials: David Hall, Kevin Brill, Glenn Mayberry. Technical Fouls: Stanford-None. UCLA-None.

Game Seven

USC 61, Oregon State 48

OSU	FG-A	FT-A	Reb	PF	TP	A	TO	BLK	S
Thompson Jr, S.	5-11	0-0	2	2	12	2	3	0	0
Tinkle, Tres	4-14	2-3	6	0	11	0	2	0	2
Hollins, Alfred	3-10	0-0	4	4	7	0	0	0	0
Thompson, Ethan	2-9	0-0	4	3	5	5	0	0	0
Reichle, Zach	0-0	0-0	0	1	0	0	2	0	0
Eubanks, Drew	3-8	5-6	9	1	11	2	3	0	0
Rakocevic, Gorjorje	0-1	0-0	3	2	0	1	0	0	1
Manuel, Kendal	1-1	0-0	0	0	2	0	0	0	0
Berger, Seth	0-3	0-0	1	0	0	0	0	0	0
Koné, Ben	0-2	0-0	3	0	0	0	0	0	0
TEAM			5						
Totals	18-59	7-9	37	13	48	10	10	0	3

USC	FG-A	FT-A	REB	PF	TP	A	TO	BLK	S
Aaron, Shaquuan	2-4	0-1	5	2	4	3	0	0	0
Usher, Jordan	1-4	0-0	1	1	3	0	0	0	0
Mathews, Jonah	5-10	0-0	3	2	13	1	1	0	0
Metu, Chimezie	10-15	2-4	11	2	22	1	3	2	0
McLaughlin, Jordan	4-11	5-6	5	0	13	4	1	0	4
Stewart, Elijah	1-6	0-0	1	2	2	0	1	0	1
Rakocevic, Nick	1-3	2-2	8	3	4	0	0	1	0
TEAM			4						
Totals	24-53	9-13	38	12	61	9	7	3	5

Halftime: USC 29, Oregon State 19. 3-point goals: OSU 5-20 (S. Thompson Jr. 2-6, Tinkle 1-5, Hollins 1-4, E. Thompson 1-3, Berger 0-1, Rakocevic 0-1); USC 4-16 (Mathews 3-5, Usher 1-3, Stewart 0-3, McLaughlin 0-2, Aaron 0-2, Metu 0-1). Officials: Randy McCall, Michael Irving, Deron White. Technical Fouls: OSU-None, USC-None.

Game Eight

Oregon 68, Utah 66

Oregon	FG-A	FT-A	Reb	PF	TP	A	TO	BLK	S
Brown, Troy	2-8	0-0	1	3	4	1	0	0	1
Pritchard, Payton	3-10	2-2	3	4	9	2	1	0	0
Brown, Elijah	7-15	0-0	4	2	21	1	1	0	0
White, Paul	1-4	6-6	2	4	8	2	0	0	1
McIntosh, MiKYLE	5-12	7-11	6	0	18	3	0	1	0
Wooten, Kenny	0-0	4-6	8	3	4	1	2	1	0
Bailey Jr., Victor	1-2	0-0	1	2	2	0	0	0	1
Smith, Keith	1-2	0-0	1	2	2	0	1	1	0
Kigab, Abu	0-0	0-0	0	0	0	0	0	0	1
TEAM			8						
Totals	20-53	19-25	34	20	68	10	6	3	4

Utah	FG-A	FT-A	REB	PF	TP	A	TO	BLK	S
Bibbins, Justin	4-7	10-11	3	2	20	4	4	0	2
Van Dyke, Parker	2-3	0-0	0	0	6	4	1	0	0
Collette, David	8-9	0-0	1	5	16	0	1	1	0
Rawson, Tyler	2-5	1-2	8	5	7	3	2	1	0
Bealer, Gabe	1-1	0-0	1	2	3	0	0	0	0
Barefield, Sedrick	5-14	0-0	3	1	11	1	0	0	1
Tillman, Donnie	0-2	2-2	0	2	2	0	0	0	0
Seeley, Chris	0-0	0-0	0	0	0	0	0	0	0
Johnson, Jayce	0-2	1-4	6	3	1	0	1	1	0
TEAM			3						
Totals	22-43	14-19	25	20	66	12	9	3	3

Halftime: Utah 30, Oregon 25. 3-point goals: Oregon 9-23 (E. Brown 7-12, Pritchard 1-5, McIntosh 1-3, White 0-2, T. Brown 0-1); Utah 8-17 (Rawson 2-5, Bibbins 2-4, Van Dyke 2-3, Barefield 1-4, Bealer 1-1). Officials: Chris Rastatter, Dick Cartmell, Frank Harvey. Technical Fouls: Oregon-None, Utah-None.

Game Nine

Arizona 78, UCLA 67 (OT)

UCLA	FG-A	FT-A	Reb	PF	TP	A	TO	BLK	S
Holiday, Aaron	5-20	2-2	1	0	15	3	3	0	0
Wilkes, Kris	6-14	0-0	5	3	12	3	1	0	0
Goloman, Gyorgy	3-4	1-2	3	5	9	0	1	0	0
Ali, Prince	2-5	0-0	1	1	5	1	1	0	0
Welsh, Thomas	7-13	0-0	17	3	17	3	1	1	1
Olesinski, Alex	0-2	0-0	1	1	0	1	0	0	0
Hands, Jaylen	3-7	0-0	2	3	6	1	0	0	1
Smith, Chris	1-3	0-0	2	1	3	0	2	0	0
TEAM			1						
Totals	27-68	3-4	33	17	67	12	9	1	2

Halftime: UCLA 30, Arizona 26. 3-point goals: UCLA 10-35 (Holiday 3-12, Welsh 3-6, Goloman 2-3, Ali 1-2, Smith 1-2, Hands 0-4, Olesinski 0-2); Arizona 7-24 (Jackson-Cartwright 3-5, Trier 2-10, Alkins 1-5, Ayton 1-1, Smith 0-2, Akot 0-1). Officials: Tony Padilla, David Hall, Mike Reed. Technical Fouls: UCLA-None, Arizona-None.

Game 10

USC 74, Oregon 54

Oregon	FG-A	FT-A	Reb	PF	TP	A	TO	BLK	S
Brown, Troy	4-13	2-2	5	1	11	2	5	0	2
Pritchard, Payton	1-11	1-2	3	2	4	7	2	0	3
Brown, Elijah	6-11	0-1	5	4	16	2	4	0	1
White, Paul	0-3	2-2	4	2	2	0	0	2	3
McIntosh, MiKYLE	9-17	1-1	4	3	21	0	1	0	1
Wooten, Kenny	0-0	0-2	2	2	0	0	2	1	2
Bailey Jr., Victor	0-5	0-0	2	0	0	0	0	0	0
Smith, Keith	0-0	0-0	0	0	0	0	0	0	1
Kigab, Abu	0-0	0-0	0	2	0	0	0	0	0
Sorkin, Roman	0-0	0-0	0	0	0	0	0	0	0
TEAM									
Totals	20-60	6-10	25	16	54	11	14	3	13

USC	FG-A	FT-A	REB	PF	TP	A	TO	BLK	S
Mathews, Jonah	8-10	4-4	3	0	27	3	2	0	3
Metu, Chimezie	4-6	2-2	9	1	10	2	2	3	1
McLaughlin, Jordan	3-13	3-3	3	3	9	9	10	1	4
Stewart, Elijah	5-10	2-3	5	1	15	1	2	1	0
Rakocevic, Nick	3-5	1-2	11	2	7	0	2	0	1
Aaron, Shaquuan	2-5	0-0	1	4	4	0	1	0	1
Usher, Jordan	0-2	0-0	2	2	0	1	0	0	0
Henderson, Harrison	0-0	0-0	1	0	0	0	0	0	0
Jr O'Bannon, Charles	1-1	0-0	0	0	2	0	0	0	0
Karis, Kurt	0-0	0-0	1	0	0	0	0	0	0
TEAM			5						
Totals	26-52	12-14	41	13	74	16	20	5	10

Halftime: USC 37, Oregon 23. 3-point goals: Oregon 8-30 (E. Brown 4-9, McIntosh 2-6, Pritchard 1-6, T. Brown 1-4, Bailey Jr. 0-4, White 0-1); USC 10-23 (Mathews 7-9, Stewart 3-6, McLaughlin 0-5, Aaron 0-1, Usher 0-1, Metu 0-1). Officials: Verne Harris, Greg Nixon, Tommy Nunez Jr. Technical Fouls: Oregon-None, USC-None.

Game 11

Arizona 75, USC 61

USC	FG-A	FT-A	Reb	PF	TP	A	TO	BLK	S
Mathews, Jonah	4-12	2-2	3	3	11	0	0	0	0
Metu, Chimezie	2-6	3-7	4	4	7	1	3	0	4
McLaughlin, Jordan	5-11	1-3	2	1	12	9	2	0	2
Stewart, Elijah	3-7	1-2	2	1	7	2	0	1	1
Rakocevic, Nick	6-7	1-2	6	3	13	1	1	0	3
Aaron, Shaquuan	1-2	0-0	1	0	3	0	0	0	0
Usher, Jordan	3-8	0-0	0	1	8	0	1	0	1
Thorniton, Derryck	0-0	0-0	0	0	0	0	0	0	0
TEAM			1						
Totals	24-53	8-16	19	13	61	13	7	1	11

Halftime: USC 33, Arizona 30. 3-point goals: USC 5-19 (Usher 2-5, Mathews 1-6, Aaron 1-2, McLaughlin 1-2, Stewart 0-4); Arizona 4-17 (Jackson-Cartwright 2-5, Alkins 1-4, Trier 1-3, Smith 0-5). Officials: Randy McCall, Tony Padilla, Mike Reed. Technical Fouls: USC-None, Arizona-None.

FINAL POLLS

AP POSTSEASON (3/12)

1	Virginia (65)	31-2	1,625
2	Villanova	30-4	1,554
3	Xavier	28-5	1,383
4	Kansas	27-7	1,379
5	Michigan State	29-4	1,304
6	Cincinnati	30-4	1,230
7	Michigan	28-7	1,213
8	Gonzaga	30-4	1,199
9	Duke	26-7	1,179
10	North Carolina	25-10	1,100
11	Purdue	28-6	1,047
12	ARIZONA	27-7	918
13	Tennessee	25-8	771
14	Texas Tech	24-9	716
15	West Virginia	24-10	663
16	Wichita State	25-7	604
17	Ohio State	24-8	600
18	Kentucky	24-10	528
19	Auburn	25-7	501
20	Clemson	23-9	439
21	Houston	26-7	430
22	Miami	22-9	134
23	Florida	20-12	102
24	Nevada	27-7	93
25	Saint Mary's	28-5	71

Others Receiving votes:

34 USC
T36 UCLA

ESPN/USA Today Coaches FINAL (4/2)

1	Villanova (32)	36-4	800
2	Michigan	33-8	756
3	Kansas	31-8	734
4	Duke	29-8	669
5	Virginia	31-3	611
6	Texas Tech	27-10	559
7	Loyola (Chi)	32-6	555
8	Xavier	29-6	531
9	Purdue	30-7	500
10	Gonzaga	32-5	476
11	Michigan State	30-5	473
12	Cincinnati	31-5	420
13	West Virginia	26-11	402
14	North Carolina	26-11	394
15	Clemson	25-10	317
16	Tennessee	26-9	287
17	Kentucky	26-11	280
18	Florida State	23-12	250
19	Kansas State	25-12	221
20	Nevada	29-8	201
21	Ohio State	25-9	196
22	Houston	27-8	149
23	Auburn	26-8	108
24	Texas A&M	22-13	107
25	Wichita State	25-8	83

Others receiving votes:

27 ARIZONA
36 UTAH

PAC-12 VS:

America East.....	1-0
American Athletic.....	1-5
Atlantic Coast.....	1-3
Atlantic Sun.....	1-0
Atlantic 10.....	2-1
Big East.....	3-5
Big Sky.....	12-4
Big South.....	1-0
Big Ten.....	1-4
Big 12.....	3-4
Big West.....	12-4
Colonial Athletic.....	1-0
Conference USA.....	1-1
Horizon League.....	2-0
Independents.....	0-0
Ivy League.....	0-1
Metro Atlantic Athletic.....	2-0
Mid-American.....	2-1
Mid-Eastern.....	4-0
Missouri Valley.....	1-0
Mountain West.....	10-4
Northeast.....	0-0
Ohio Valley.....	3-0
Patriot League.....	1-0
Southeastern.....	7-2
Southern.....	2-0
Southland.....	2-1
Southwestern.....	7-0
Summit League.....	7-0
Sun Belt.....	0-0
West Coast.....	8-4
Western Athletic.....	6-0
Non-Division I.....	0-1
Total - All Games.....	104-45 (.698)
Total - Div. I.....	104-44 (.703)
vs. AP Ranked Opponents.....	6-9 (.400)

Regular-season games only

DOUBLE-DOUBLES

Deandre Ayton, ARIZ (24).....	24
Thomas Welsh, UCLA (37).....	18
Reid Travis, STAN (26).....	16
Chimezie Metu, USC (18).....	11
Noah Dickerson, WASH (16).....	10
Tres Tinkle, OSU (12).....	8
Michael Humphrey, STAN (15).....	7
Dusan Ristic, ARIZ (9).....	7
Marcus Lee, CAL (11).....	7
Jordan McLaughlin, USC (9).....	6
Romello White, ASU (6).....	6
Nick Rakocevic, USC (5).....	5
George King, COLO (12).....	5
Troy Brown, ORE (4).....	4
Drew Eubanks, OSU (13).....	4
MIkyle McIntosh, ORE (6).....	4
McKinley Wright IV, COLO (4).....	4
Justin Bibbins, UTAH (4).....	3
Bennie Boatwright, USC (5).....	3
Robert Franks, WSU (3).....	3
Tyler Rawson, UTAH (3).....	3
Kenny Wooten, ORE (3).....	3
Tyler Bey, COLO (2).....	2
Daejon Davis, STAN (2).....	2
Aaron Holiday, UCLA (3).....	2
De'Quon Lake, ASU (2).....	2
Donnie Tillman, UTAH (2).....	2
Drick Bernstine, WSU (14*).....	1
Oscar Da Silva, STAN (1).....	1
Malachi Flynn, WSU (1).....	1
Jaylen Hands, UCLA (1).....	1
Juhwan Harris-Dyson, CAL (1).....	1
Tra Holder, ASU (1).....	1
Mickey Mitchell, ASU (1).....	1
Kingsley Okoroh, CAL (1).....	1
KZ Okpala, STAN (1).....	1
Dorian Pickens, STAN (2).....	1
Payton Pritchard, ORE (1).....	1
Matisse Thybulle, WASH (2).....	1
Kris Wilkes, UCLA (1).....	1
Namon Wright, COLO (2).....	1
Rawle Alkins, ARIZ (2).....	0
David Collette, UTAH (3).....	0
David Crisp, WASH (1).....	0
Parker Jackson-Cartwright, ARIZ (1).....	0
Carlos Johnson, WASH (1).....	0
Jayce Johnson, UTAH (1).....	0
Tory Miller-Stewart, COLO (2).....	0
Elijah Stewart, USC (2).....	0
Stephen Thompson Jr., OSU (1).....	0

() - career totals

* - Includes triple-double

PAC-12 PLAYERS OF THE WEEK

Nov. 13.....	Allonzo Trier, Arizona
Nov. 20.....	Tra Holder, Arizona State
Nov. 27.....	Tra Holder, Arizona State
Dec. 4.....	Deandre Ayton, Arizona
Dec. 11.....	Shannon Evans II, Arizona State
Dec. 18.....	Jordan McLaughlin, USC
Dec. 25.....	Aaron Holiday, UCLA
Jan. 1.....	Deandre Ayton, Arizona
Jan. 8.....	McKinley Wright IV, Colorado
Jan. 15.....	Daejon Davis, Stanford
Jan. 22.....	Justin Bibbins, Utah
Jan. 29.....	Dusan Ristic, Arizona
Feb. 5.....	Noah Dickerson, Washington
Feb. 12.....	Tres Tinkle, Oregon State
Feb. 19.....	Aaron Holiday, UCLA
Feb. 26.....	Reid Travis, Stanford
March 5.....	Aaron Holiday, UCLA

2017-18 HOME ATTENDANCE

School (Arena Cap.)	Games	Att.	Avg.	Cap. Pct.
ARIZ (14,655)	16	230,947	14,434	98.5
ASU (14,100)	17	180,251	10,603	75.2
CAL (11,858)	17	125,386	7,376	62.2
COLO (11,064)	15	111,733	7,449	67.3
ORE (12,364)	19	158,616	8,348	67.5
OSU (9,604)	17	86,130	5,066	52.7
STAN (7,233)	18	75,050	4,169	57.6
UCLA (13,800)	16	137,919	8,620	62.5
USC (10,258)	18	74,712	4,151	40.5
UTAH (15,000)	17	199,077	11,710	78.1
WASH (10,000)	20	136,135	6,807	68.1
WSU (11,671)	16	46,177	2,886	24.7
Totals	206	1,562,133	7,583	

SCORING

	CI	G	FG	3FG	FT	Pts	Avg/G
1. Holiday, Aaron-UCLA	JR	33	212	88	159	671	20.3
2. Ayton, Deandre-ARIZ	FR	35	276	12	140	704	20.1
3. Travis, Reid-STAN	JR	35	250	18	164	682	19.5
4. Holder, Tra-ASU	SR	32	177	69	159	582	18.2
5. Trier, Allonzo-ARIZ	JR	33	184	70	160	598	18.1
6. Tinkle, Tres-OSU	SO	32	192	48	131	563	17.6
7. Franks, Robert-WSU	JR	30	175	66	105	521	17.4
8. Evans II, Shannon-ASU	SR	32	156	95	122	529	16.5
9. Nowell, Jaylen-WASH	FR	34	203	39	100	545	16.0
10. Thompson Jr, Stephen-OSU	JR	32	187	64	67	505	15.8
Flynn, Malachi-WSU	SO	31	162	77	88	489	15.8
12. Metu, Chimezie-USC	JR	34	205	12	111	533	15.7
13. Dickerson, Noah-WASH	JR	34	178	2	169	527	15.5
14. Bibbins, Justin-UTAH	SR	35	154	93	118	519	14.8
15. Pritchard, Payton-ORE	SO	36	178	85	82	523	14.5
16. Wright, McKinley-COLO	FR	32	166	28	94	454	14.2
Coleman, Don-CAL	JR	30	127	26	147	427	14.2
18. Sueing, Justice-CAL	FR	32	157	42	86	442	13.8
19. Wilkes, Kris-UCLA	FR	33	160	56	76	452	13.7
20. Brown, Elijah-ORE	SR	36	159	92	80	490	13.6

REBOUNDING

	CI	G	OFF	DEF	TOT	Avg/G
1. Ayton, Deandre-ARIZ	FR	35	118	287	405	11.6
2. Welsh, Thomas-UCLA	SR	33	87	271	358	10.8
3. Travis, Reid-STAN	JR	35	104	202	306	8.7
4. Dickerson, Noah-WASH	JR	34	93	191	284	8.4
5. King, George-COLO	SR	32	56	195	251	7.8
6. Metu, Chimezie-USC	JR	34	64	189	253	7.4
7. Humphrey, Michael-STAN	SR	35	65	192	257	7.3
8. Lee, Marcus-CAL	SR	32	98	132	230	7.2
Tinkle, Tres-OSU	SO	32	56	175	231	7.2
10. White, Romello-ASU	FR	31	79	141	220	7.1
11. Ristic, Dusan-ARIZ	SR	35	72	171	243	6.9
Bernstine, Drick-WSU	SR	29	53	146	199	6.9
13. Rawson, Tyler-UTAH	SR	35	40	198	238	6.8
Eubanks, Drew-OSU	JR	32	59	159	218	6.8
15. Franks, Robert-WSU	JR	30	49	148	197	6.6
16. Rakocevic, Nick-USC	SO	36	97	126	223	6.2
Brown, Troy-ORE	FR	35	53	164	217	6.2
18. McIntosh, MiKyle-ORE	SR	36	56	164	220	6.1
19. Okoroh, Kingsley-CAL	SR	32	65	108	173	5.4
Sueing, Justice-CAL	FR	32	48	124	172	5.4
Johnson, Jayce-UTAH	SO	30	50	113	163	5.4

FIELD GOAL PCT (Min. 3.0 made per game)

	CI	G	FG	FGA	Pct
1. White, Romello-ASU	FR	31	120	184	.652
2. Collette, David-UTAH	SR	34	169	268	.631
3. Rakocevic, Nick-USC	SO	36	126	201	.627
4. Eubanks, Drew-OSU	JR	32	164	263	.624
5. Ayton, Deandre-ARIZ	FR	35	276	451	.612
6. Dickerson, Noah-WASH	JR	34	178	313	.569
Ristic, Dusan-ARIZ	SR	35	178	313	.569
8. Lee, Marcus-CAL	SR	32	151	268	.563
9. Travis, Reid-STAN	JR	35	250	474	.527
10. Metu, Chimezie-USC	JR	34	205	392	.523

ASSISTS

	CI	G	Asst	Avg/G
1. McLaughlin, Jordan-USC	SR	36	281	7.8
2. Holiday, Aaron-UCLA	JR	33	192	5.8
3. Wright, McKinley-COLO	FR	32	175	5.5
4. Pritchard, Payton-ORE	SO	36	171	4.8
Davis, Daejon-STAN	FR	33	160	4.8
6. Bibbins, Justin-UTAH	SR	35	163	4.7
7. Jackson-Cartwright, P-ARIZ	SR	35	156	4.5
8. Flynn, Malachi-WSU	SO	31	132	4.3
9. Tinkle, Tres-OSU	SO	32	117	3.7
Rawson, Tyler-UTAH	SR	35	128	3.7

FREE THROW PCT (Min. 2.0 made per game)

	CI	G	FTM	FTA	Pct
1. Brown, Elijah-ORE	SR	36	80	86	.930
2. Bibbins, Justin-UTAH	SR	35	118	135	.874
3. Trier, Allonzo-ARIZ	JR	33	160	185	.865
4. Franks, Robert-WSU	JR	30	105	123	.854
5. Evans II, Shannon-ASU	SR	32	122	143	.853
6. Barefield, Sedrick-UTAH	JR	32	83	98	.847
7. Flynn, Malachi-WSU	SO	31	88	104	.846
8. Tinkle, Tres-OSU	SO	32	131	156	.840
9. Holder, Tra-ASU	SR	32	159	190	.837
White, Paul-ORE	JR	33	72	86	.837

STEALS

	CI	G	Stls	Avg/G
1. Thybulle, Matisse-WASH	JR	34	101	3.0
2. McLaughlin, Jordan-USC	SR	36	72	2.0
3. Thompson Jr, Stephen-OSU	JR	32	55	1.7
4. Brown, Troy-ORE	FR	35	55	1.6
Flynn, Malachi-WSU	SO	31	49	1.6
6. Sueing, Justice-CAL	FR	32	48	1.5
7. Evans II, Shannon-ASU	SR	32	44	1.4
Pritchard, Payton-ORE	SO	36	51	1.4
Jackson-Cartwright, P-ARIZ	SR	35	50	1.4
Coleman, Don-CAL	JR	30	42	1.4
Tinkle, Tres-OSU	SO	32	45	1.4

3-POINT FG PCT (Min. 1.0 made per game)

	CI	G	3FG	FGA	Pct
1. Daniels, Viont'e-WSU	JR	31	71	156	.455
2. Siewert, Lucas-COLO	SO	30	30	67	.448
3. Bibbins, Justin-UTAH	SR	35	93	212	.439
4. Green, Dominic-WASH	JR	32	41	95	.432
5. Holiday, Aaron-UCLA	JR	33	88	205	.429
6. Mathews, Jonah-USC	SO	34	58	137	.423
7. Jackson-Cartwright, P-ARIZ	SR	35	50	120	.417
8. Pritchard, Payton-ORE	SO	36	85	206	.413
9. Bealer, Gabe-UTAH	SR	33	50	122	.410
10. Franks, Robert-WSU	JR	30	66	163	.405

3-POINT FG MADE

	CI	G	3FG	Avg/G
1. Evans II, Shannon-ASU	SR	32	95	3.0
2. Holiday, Aaron-UCLA	JR	33	88	2.7
Bibbins, Justin-UTAH	SR	35	93	2.7
4. Brown, Elijah-ORE	SR	36	92	2.6
5. Flynn, Malachi-WSU	SO	31	77	2.5
6. Pritchard, Payton-ORE	SO	36	85	2.4
Justice, Kodi-ASU	SR	32	77	2.4
8. Daniels, Viont'e-WSU	JR	31	71	2.3
9. Franks, Robert-WSU	JR	30	66	2.2
Holder, Tra-ASU	SR	32	69	2.2
Skaggs, Carter-WSU	SO	31	69	2.2

BLOCKED SHOTS

	CI	G	Blks	Avg/G
1. Wooten, Kenny-ORE	FR	36	92	2.6
2. Okoroh, Kingsley-CAL	SR	32	66	2.1
3. Ayton, Deandre-ARIZ	FR	35	66	1.9
4. Metu, Chimezie-USC	JR	34	59	1.7
Eubanks, Drew-OSU	JR	32	55	1.7
6. Lee, Marcus-CAL	SR	32	52	1.6
7. Thybulle, Matisse-WASH	JR	34	49	1.4
8. Goloman, Gyorgy-UCLA	SR	33	42	1.3
Lake, De'Quon-ASU	JR	32	43	1.3
10. Walton, Dallas-COLO	FR	30	34	1.1
Wright, Hameir-WASH	FR	33	36	1.1

ASSIST/TURNOVER RATIO (Min. 3.0 assists per game)

	CI	G	Asst	Turn	Ratio
1. McLaughlin, Jordan-USC	SR	36	281	92	3.1
2. Jackson-Cartwright, P-ARIZ	SR	35	156	65	2.4
3. Pritchard, Payton-ORE	SO	36	171	76	2.3
Bibbins, Justin-UTAH	SR	35	163	71	2.3
5. Evans II, Shannon-ASU	SR	32	112	53	2.1
6. Flynn, Malachi-WSU	SO	31	132	66	2.0
7. Wright, McKinley-COLO	FR	32	175	94	1.9
Rawson, Tyler-UTAH	SR	35	128	68	1.9
9. Thompson, Ethan-OSU	FR	32	111	63	1.8
10. Thompson Jr, Stephen-OSU	JR	32	104	67	1.6

MINUTES PLAYED

	CI	G	Mins	Avg/G
1. Holiday, Aaron-UCLA	JR	33	1244	37.7
2. Thompson Jr, Stephen-OSU	JR	32	1172	36.6
3. Tinkle, Tres-OSU	SO	32	1164	36.4
4. McLaughlin, Jordan-USC	SR	36	1270	35.3
5. Pritchard, Payton-ORE	SO	36	1265	35.1
Holder, Tra-ASU	SR	32	1124	35.1
7. Evans II, Shannon-ASU	SR	32	1117	34.9
Bibbins, Justin-UTAH	SR	35	1222	34.9
9. Crisp, David-WASH	JR	34	1177	34.6
10. Trier, Allonzo-ARIZ	JR	33	1124	34.1

* Led NCAA Division I

SCORING OFFENSE

	G	W-L	Pts	Avg/G
1. Arizona State	32	20-12	2645	82.7
2. UCLA	33	21-12	2679	81.2
3. Arizona	35	27-8	2818	80.5
4. Oregon	36	23-13	2817	78.3
5. USC	36	24-12	2798	77.7
6. Stanford	35	19-16	2655	75.9
7. Washington	34	21-13	2535	74.6
8. Utah	35	23-12	2571	73.5
9. Washington State	31	12-19	2270	73.2
10. Oregon State	32	16-16	2339	73.1
11. Colorado	32	17-15	2307	72.1
12. California	32	8-24	2166	67.7

SCORING DEFENSE

	G	Pts	Avg/G
1. Utah	35	2396	68.5
2. Oregon State	32	2251	70.3
3. USC	36	2563	71.2
4. Arizona	35	2509	71.7
5. Oregon	36	2606	72.4
6. Washington	34	2482	73.0
7. Colorado	32	2337	73.0
8. Arizona State	32	2395	74.8
9. Stanford	35	2622	74.9
10. UCLA	33	2507	76.0
11. California	32	2483	77.6
12. Washington State	31	2411	77.8

SCORING MARGIN

	G	OFF	DEF	Margin
1. Arizona	35	80.5	71.7	+8.8
2. Arizona State	32	82.7	74.8	+7.9
3. USC	36	77.7	71.2	+6.5
4. Oregon	36	78.3	72.4	+5.9
5. UCLA	33	81.2	76.0	+5.2
6. Utah	35	73.5	68.5	+5.0
7. Oregon State	32	73.1	70.3	+2.8
8. Washington	34	74.6	73.0	+1.6
9. Stanford	35	75.9	74.9	+1.0
10. Colorado	32	72.1	73.0	-0.9
11. Washington State	31	73.2	77.8	-4.6
12. California	32	67.7	77.6	-9.9

FREE THROW PCT

	G	FTM	FTA	Pct
1. Oregon	36	521	683	.763
2. Arizona	35	563	741	.760
3. Utah	35	497	655	.759
4. Washington State	31	327	444	.736
5. Arizona State	32	581	793	.733
6. Colorado	32	446	612	.729
7. UCLA	33	515	715	.720
8. Oregon State	32	487	688	.708
9. USC	36	458	649	.706
10. Washington	34	505	720	.701
11. Stanford	35	572	835	.685
12. California	32	484	717	.675

FIELD GOAL PERCENTAGES

	G	FG	FGA	Pct
1. Arizona	35	1009	2003	.504
2. USC	36	1022	2174	.470
3. Oregon State	32	830	1779	.467
4. Arizona State	32	888	1920	.463
5. Stanford	35	925	2007	.461
6. Utah	35	876	1903	.460
7. UCLA	33	927	2014	.460
8. Oregon	36	986	2155	.458
9. Washington	34	900	1963	.458
10. Washington State	31	801	1795	.446
11. Colorado	32	810	1839	.440
12. California	32	767	1887	.406

FIELD GOAL PCT DEFENSE

	G	FG	FGA	Pct
1. Utah	35	855	2043	.419
2. UCLA	33	891	2105	.423
3. Colorado	32	808	1909	.423
4. Oregon State	32	765	1771	.432
5. Oregon	36	881	2033	.433
6. Stanford	35	954	2202	.433
7. Arizona	35	890	2047	.435
8. Arizona State	32	841	1919	.438
9. USC	36	936	2124	.441
10. Washington	34	887	1983	.447
11. Washington State	31	882	1897	.465
12. California	32	852	1807	.471

3-POINT FG PCT

	G	FG	FGA	Pct
1. UCLA	33	310	813	.381
2. Washington State	31	341	905	.377
3. USC	36	296	788	.376
4. Utah	35	322	870	.370
5. Stanford	35	233	632	.369
6. Arizona	35	237	642	.369
7. Arizona State	32	288	793	.363
8. Colorado	32	241	672	.359
9. Oregon	36	324	908	.357
10. Washington	34	230	664	.346
11. Oregon State	32	192	583	.329
12. California	32	148	518	.286

3-POINT FG PCT DEFENSE

	G	FG	FGA	Pct
1. Washington	34	236	704	.335
2. Utah	35	264	786	.336
3. Arizona State	32	262	766	.342
4. UCLA	33	287	829	.346
5. Oregon State	32	226	650	.348
6. Washington State	31	265	759	.349
7. Stanford	35	279	794	.351
8. USC	36	294	835	.352
9. Oregon	36	285	801	.356
10. Colorado	32	265	743	.357
11. Arizona	35	261	729	.358
12. California	32	282	706	.399

REBOUNDING OFFENSE

	G	Reb	Avg/G
1. Stanford	35	1368	39.1
2. UCLA	33	1282	38.8
3. Colorado	32	1200	37.5
4. UCLA	35	1277	36.5
5. California	32	1140	35.6
6. Arizona State	32	1126	35.2
7. Oregon	36	1261	35.0
8. Oregon State	32	1118	34.9
9. USC	36	1246	34.6
10. Utah	35	1173	33.5
11. Washington	34	1114	32.8
12. Washington State	31	1007	32.5

REBOUNDING DEFENSE

	G	Reb	Avg/G
1. Arizona	35	1018	29.1
2. Oregon	36	1154	32.1
3. Oregon State	32	1030	32.2
4. Stanford	35	1170	33.4
5. USC	36	1209	33.6
6. Colorado	32	1091	34.1
7. Utah	35	1207	34.5
8. California	32	1116	34.9
9. Washington	34	1200	35.3
10. UCLA	33	1194	36.2
11. Washington State	31	1129	36.4
12. Arizona State	32	1171	36.6

REBOUNDING MARGIN

	G	TEAM	OPP	Margin
1. Arizona	35	36.5	29.1	+7.4
2. Stanford	35	39.1	33.4	+5.7
3. Colorado	32	37.5	34.1	+3.4
4. Oregon	36	35.0	32.1	+2.9
5. Oregon State	32	34.9	32.2	+2.7
6. UCLA	33	38.8	36.2	+2.6
7. USC	36	34.6	33.6	+1.0
8. California	32	35.6	34.9	+0.7
9. Utah	35	33.5	34.5	-1.0
10. Arizona State	32	35.2	36.6	-1.4
11. Washington	34	32.8	35.3	-2.5
12. Washington State	31	32.5	36.4	-3.9

BLOCKED SHOTS

	G	Blocks	Avg/G
1. Washington	34	177	5.20
2. California	32	154	4.80
3. Arizona	35	158	4.50
4. Oregon	36	152	4.20
5. USC	36	145	4.00
6. UCLA	33	131	4.00
7. Colorado	32	122	3.80
8. Arizona State	32	114	3.60
9. Oregon State	32	116	3.60
10. Stanford	35	122	3.50
11. Utah	35	115	3.30
12. Washington State	31	71	2.30

ASSISTS

	G	Assists	Avg/G
1. USC	36	569	15.80
2. Oregon	36	556	15.40
3. Utah	35	532	15.20
4. Arizona	35	531	15.20
5. UCLA	33	495	15.00
6. Oregon State	32	475	14.80
7. Washington State	31	450	14.50
8. Arizona State	32	458	14.30
9. Stanford	35	469	13.40
10. Colorado	32	409	12.80
11. Washington	34	398	11.70
12. California	32	313	9.80

STEALS

	G	Steals	Avg/G
1. Washington	34	274	8.10
2. California	32	220	6.90
3. Oregon	36	248	6.90
4. Oregon State	32	212	6.60
5. Arizona State	32	209	6.50
6. USC	36	228	6.30
7. UCLA	33	184	5.60
8. Washington State	31	164	5.30
9. Stanford	35	183	5.20
10. Utah	35	180	5.10
11. Arizona	35	173	4.90
12. Colorado	32	140	4.40

TURNOVER MARGIN

	G	TEAM	OPP	Margin
1. Arizona State	32	10.7	14.8	+4.10
2. USC	36	10.6	13.4	+2.80
3. Washington	34	13.3	15.1	+1.80
4. Oregon	36	12.1	13.4	+1.30
5. Utah	35	11.8	11.9	+1.10
6. Oregon State	32	13.3	12.8	-.50
7. Arizona	35	12.2	11.6	-.60
8. California	32	14.7	13.8	-.90
9. UCLA	33	12.1	10.6	-1.50
10. Washington State	31	13.6	11.5	-2.10
11. Stanford	35	15.0	11.6	-3.40
12. Colorado	32	14.1	10.6	-3.50

ASSIST/TURNOVER RATIO

	G	Asst	Turn	Ratio
1. USC	36	15.8	10.6	1.5
2. Arizona State	32	14.3	10.7	1.3
Utah	35	15.2	11.8	1.3
Oregon	36	15.4	12.1	1.3
5. Arizona	35	15.2	12.2	1.2
UCLA	33	15.0	12.1	1.2
7. Oregon State	32	14.8	13.3	1.1
Washington State	31	14.5	13.6	1.1
9. Washington	34	11.7	13.3	0.9
Stanford	35	13.4	15.0	0.9
Colorado	32	12.8	14.1	0.9
12. California	32	9.8	14.7	0.7

OFFENSIVE REBOUNDS

	G	No.	Avg/G
1. California	32	426	13.3
2. Stanford	35	395	11.3
3. Oregon State	32	332	10.4
4. USC	36	369	10.3
Oregon	36	372	10.3
6. UCLA	33	337	10.2
7. Colorado	32	324	10.1
Arizona	35	353	10.1
9. Arizona State	32	315	9.8
10. Washington	34	328	9.6
11. Washington State	31	258	8.3
12. Utah	35	268	7.7

DEFENSIVE REBOUNDS

	G	No.	Avg/G
1. UCLA	33	945	28.6
2. Stanford	35	973	27.8
3. Colorado	32	876	27.4
4. Arizona	35	924	26.4
5. Utah	35	905	25.9
6. Arizona State	32	811	25.3
7. Oregon	36	889	24.7
8. Oregon State	32	786	24.6
9. USC	36	877	24.4
10. Washington State	31	749	24.2
11. Washington	34	786	23.1
12. California	32	714	22.3

3-POINT FG MADE

	G	3FG	Avg/G
1. Washington State	31	341	11.0
2. UCLA	33	310	9.4
3. Utah	35	322	9.2
4. Arizona State	32	288	9.0
Oregon	36	324	9.0
6. USC	36	296	8.2
7. Colorado	32	241	7.5
8. Washington	34	230	6.8
Arizona	35	237	6.8
10. Stanford	35	233	6.7
11. Oregon State	32	192	6.0
12. California	32	148	4.6



Aaron Holiday, UCLA
Pac-12 Scoring Leader - 20.3 ppg



Jordan McLaughlin, USC
Pac-12 Assists Leader - 7.8 apg

SCORING

	Cl	G	FG	3FG	FT	Pts	Avg/G
1. Holiday, Aaron-UCLA	JR	18	118	55	100	391	21.7
2. Ayton, Deandre-ARIZ	FR	18	139	4	81	363	20.2
3. Travis, Reid-STAN	JR	18	121	10	77	329	18.3
4. Tinkle, Tres-OSU	SO	18	112	27	71	322	17.9
5. Trier, Allonzo-ARIZ	JR	16	84	37	68	273	17.1
6. Franks, Robert-WSU	JR	17	96	35	61	288	16.9
7. Holder, Tra-ASU	SR	18	90	32	90	302	16.8
8. Evans II, Shannon-ASU	SR	18	86	49	66	287	15.9
9. Pickens, Dorian-STAN	SR	18	91	56	49	287	15.9
10. Sueing, Justice-CAL	FR	18	106	29	43	284	15.8
Thompson Jr, Stephen-OSU	JR	18	107	39	31	284	15.8
Bibbins, Justin-UTAH	SR	18	87	56	55	285	15.8
13. Dickerson, Noah-WASH	JR	18	98	0	81	277	15.4
Nowell, Jaylen-WASH	FR	18	102	21	52	277	15.4
Flynn, Malachi-WSU	SO	18	94	40	50	278	15.4
16. Wilkes, Kris-UCLA	FR	18	93	39	48	273	15.2
17. Metu, Chimezie-USC	JR	18	100	3	57	260	14.4
18. Brown, Elijah-ORE	SR	18	77	46	47	247	13.7
19. Pritchard, Payton-ORE	SO	18	82	41	36	241	13.4
Ristic, Dusan-ARIZ	SR	18	104	6	28	242	13.4

REBOUNDING

	Cl	G	OFF	DEF	TOT	Avg/G
1. Ayton, Deandre-ARIZ	FR	18	65	141	206	11.4
2. Welsh, Thomas-UCLA	SR	18	43	144	187	10.4
3. Travis, Reid-STAN	JR	18	61	101	162	9.0
4. Dickerson, Noah-WASH	JR	18	47	110	157	8.7
5. King, George-COLO	SR	18	24	117	141	7.8
6. Ristic, Dusan-ARIZ	SR	18	37	94	131	7.3
7. Tinkle, Tres-OSU	SO	18	36	93	129	7.2
8. Metu, Chimezie-USC	JR	18	34	92	126	7.0
9. Eubanks, Drew-OSU	JR	18	33	92	125	6.9
Rawson, Tyler-UTAH	SR	18	19	106	125	6.9
11. Lee, Marcus-CAL	SR	18	52	70	122	6.8
12. McIntosh, MiKyle-ORE	SR	18	31	90	121	6.7
13. White, Romello-ASU	FR	18	38	79	117	6.5
14. Franks, Robert-WSU	JR	17	30	78	108	6.4
15. Bernstine, Drick-WSU	SR	17	37	69	106	6.2
16. Humphrey, Michael-STAN	SR	18	27	78	105	5.8
17. Sueing, Justice-CAL	FR	18	33	69	102	5.7
18. Rakocevic, Nick-USC	SO	18	49	52	101	5.6
19. Bey, Tyler-COLO	FR	18	30	65	95	5.3
Brown, Troy-ORE	FR	18	27	69	96	5.3

FIELD GOAL PCT (Min. 3.0 made per game)

	Cl	G	FG	FGA	Pct
1. Collette, David-UTAH	SR	18	94	144	.653
2. Rakocevic, Nick-USC	SO	18	67	108	.620
3. Ayton, Deandre-ARIZ	FR	18	139	226	.615
4. White, Romello-ASU	FR	18	58	96	.604
5. Eubanks, Drew-OSU	JR	18	90	153	.588
6. Lee, Marcus-CAL	SR	18	90	154	.584
7. Ristic, Dusan-ARIZ	SR	18	104	184	.565
8. Dickerson, Noah-WASH	JR	18	98	182	.538
9. Travis, Reid-STAN	JR	18	121	230	.526
10. Bernstine, Drick-WSU	SR	17	56	111	.505

ASSISTS

	Cl	G	Assts	Avg/G
1. McLaughlin, Jordan-USC	SR	18	131	7.3
2. Holiday, Aaron-UCLA	JR	18	107	5.9
3. Wright, McKinley-COLO	FR	18	103	5.7
4. Davis, Daejon-STAN	FR	18	99	5.5
5. Bibbins, Justin-UTAH	SR	18	91	5.1
6. Pritchard, Payton-ORE	SO	18	90	5.0
7. Jackson-Cartwright, P-ARIZ	SR	18	82	4.6
8. Flynn, Malachi-WSU	SO	18	76	4.2
Tinkle, Tres-OSU	SO	18	76	4.2
10. Rawson, Tyler-UTAH	SR	18	71	3.9

FREE THROW PCT (Min. 2.0 made per game)

	Cl	G	FTM	FTA	Pct
1. Brown, Elijah-ORE	SR	18	47	50	.940
2. Trier, Allonzo-ARIZ	JR	16	68	75	.907
3. Barefield, Sedrick-UTAH	JR	16	56	64	.875
4. Tinkle, Tres-OSU	SO	18	71	82	.866
5. Flynn, Malachi-WSU	SO	18	50	58	.862
6. Bibbins, Justin-UTAH	SR	18	55	64	.859
7. Holder, Tra-ASU	SR	18	90	105	.857
Evans II, Shannon-ASU	SR	18	66	77	.857
9. Holiday, Aaron-UCLA	JR	18	100	119	.840
10. Franks, Robert-WSU	JR	17	61	73	.836

STEALS

	Cl	G	Stls	Avg/G
1. Thybulle, Matisse-WASH	JR	18	49	2.7
2. Thompson Jr, Stephen-OSU	JR	18	37	2.1
3. McLaughlin, Jordan-USC	SR	18	32	1.8
Flynn, Malachi-WSU	SO	18	33	1.8
5. Brown, Troy-ORE	FR	18	31	1.7
6. Davis, Daejon-STAN	FR	18	27	1.5
Evans II, Shannon-ASU	SR	18	27	1.5
Coleman, Don-CAL	JR	16	24	1.5
9. Harris-Dyson, Juhwan-CAL	FR	18	26	1.4
Bibbins, Justin-UTAH	SR	18	25	1.4

3-POINT FG PCT (Min. 1.0 made per game)

	Cl	G	3FG	FGA	Pct
1. Holiday, Aaron-UCLA	JR	18	55	107	.514
2. Collier, Dominique-COLO	SR	18	29	60	.483
3. Siewert, Lucas-COLO	SO	18	18	38	.474
4. Green, Dominic-WASH	JR	18	26	56	.464
5. Daniels, Viont'e-WSU	JR	18	41	89	.461
6. Pickens, Dorian-STAN	SR	18	56	123	.455
7. Bibbins, Justin-UTAH	SR	18	56	126	.444
8. Thybulle, Matisse-WASH	JR	18	32	76	.421
9. King, George-COLO	SR	18	41	101	.406
10. Smith, Dylan-ARIZ	SO	18	22	55	.400

3-POINT FG MADE

	Cl	G	3FG	Avg/G
1. Bibbins, Justin-UTAH	SR	18	56	3.1
Holiday, Aaron-UCLA	JR	18	55	3.1
Pickens, Dorian-STAN	SR	18	56	3.1
4. Evans II, Shannon-ASU	SR	18	49	2.7
5. Brown, Elijah-ORE	SR	18	46	2.6
6. Trier, Allonzo-ARIZ	JR	16	37	2.3
Skaggs, Carter-WSU	SO	18	41	2.3
King, George-COLO	SR	18	41	2.3
Pritchard, Payton-ORE	SO	18	41	2.3
Daniels, Viont'e-WSU	JR	18	41	2.3

BLOCKED SHOTS

	Cl	G	Blks	Avg/G
1. Wooten, Kenny-ORE	FR	18	43	2.4
2. Ayton, Deandre-ARIZ	FR	18	41	2.3
3. Eubanks, Drew-OSU	JR	18	35	1.9
4. Metu, Chimezie-USC	JR	18	33	1.8
5. Goloman, Gyorgy-UCLA	SR	18	27	1.5
6. Okoroh, Kingsley-CAL	SR	18	25	1.4
Walton, Dallas-COLO	FR	18	25	1.4
8. Thybulle, Matisse-WASH	JR	18	22	1.2
Johnson, Jayce-UTAH	SO	16	19	1.2
Lake, De'Quon-ASU	JR	18	21	1.2
Lee, Marcus-CAL	SR	18	22	1.2

ASSIST/TURNOVER RATIO (Min. 3.0 assists/game)

	Cl	G	Asst	Turn	Ratio
1. McLaughlin, Jordan-USC	SR	18	131	39	3.4
2. Pritchard, Payton-ORE	SO	18	90	27	3.3
3. Bibbins, Justin-UTAH	SR	18	91	32	2.8
4. Jackson-Cartwright, P-ARIZ	SR	18	82	37	2.2
5. Trier, Allonzo-ARIZ	JR	16	56	30	1.9
Flynn, Malachi-WSU	SO	18	76	40	1.9
7. Thompson, Ethan-OSU	FR	18	61	33	1.8
Wright, McKinley-COLO	FR	18	103	57	1.8
9. Rawson, Tyler-UTAH	SR	18	71	41	1.7
Davis, Daejon-STAN	FR	18	99	58	1.7

MINUTES PLAYED

	Cl	G	Mins	Avg/G
1. Holiday, Aaron-UCLA	JR	18	687	38.2
2. Thompson Jr, Stephen-OSU	JR	18	675	37.5
3. Tinkle, Tres-OSU	SO	18	659	36.6
4. Bibbins, Justin-UTAH	SR	18	651	36.2
5. Pritchard, Payton-ORE	SO	18	647	35.9
6. Pickens, Dorian-STAN	SR	18	644	35.8
7. Holder, Tra-ASU	SR	18	635	35.3
8. Crisp, David-WASH	JR	18	627	34.8
9. Evans II, Shannon-ASU	SR	18	625	34.7
10. McNeill, Darius-CAL	FR	18	622	34.6
Ayton, Deandre-ARIZ	FR	18	623	34.6

SCORING OFFENSE

	G	W-L	Pts	Avg/G
1. UCLA	18	11-7	1472	81.8
2. Arizona	18	14-4	1429	79.4
3. Stanford	18	11-7	1404	78.0
4. Arizona State	18	8-10	1403	77.9
5. USC	18	12-6	1364	75.8
6. Oregon	18	10-8	1331	73.9
7. Oregon State	18	7-11	1309	72.7
8. Washington State	18	4-14	1289	71.6
9. Utah	18	11-7	1287	71.5
10. Washington	18	10-8	1264	70.2
11. Colorado	18	8-10	1221	67.8
12. California	18	2-16	1120	62.2

SCORING DEFENSE

	G	Pts	Avg/G
1. Utah	18	1247	69.3
2. USC	18	1260	70.0
3. Washington	18	1267	70.4
4. Oregon State	18	1282	71.2
5. Colorado	18	1290	71.7
6. Oregon	18	1296	72.0
7. Arizona	18	1302	72.3
8. Stanford	18	1358	75.4
9. California	18	1366	75.9
10. UCLA	18	1374	76.3
11. Arizona State	18	1378	76.6
12. Washington State	18	1473	81.8

SCORING MARGIN

	G	OFF	DEF	Margin
1. Arizona	18	79.4	72.3	+7.1
2. USC	18	75.8	70.0	+5.8
3. UCLA	18	81.8	76.3	+5.5
4. Stanford	18	78.0	75.4	+2.6
5. Utah	18	71.5	69.3	+2.2
6. Oregon	18	73.9	72.0	+1.9
7. Oregon State	18	72.7	71.2	+1.5
8. Arizona State	18	77.9	76.6	+1.3
9. Washington	18	70.2	70.4	-0.2
10. Colorado	18	67.8	71.7	-3.9
11. Washington State	18	71.6	81.8	-10.2
12. California	18	62.2	75.9	-13.7

FREE THROW PCT

	G	FTM	FTA	Pct
1. Oregon	18	238	305	.780
2. Arizona	18	287	370	.776
3. Arizona State	18	305	403	.757
4. Utah	18	254	338	.751
UCLA	18	299	398	.751
6. Washington State	18	180	248	.726
7. USC	18	216	299	.722
8. Colorado	18	218	303	.719
9. Washington	18	235	329	.714
10. Oregon State	18	242	345	.701
11. Stanford	18	287	431	.666
12. California	18	221	344	.642

FIELD GOAL PERCENTAGES

	G	FG	FGA	Pct
1. Arizona	18	510	1016	.502
2. Stanford	18	497	1046	.475
3. Oregon State	18	476	1008	.472
4. USC	18	506	1080	.469
5. UCLA	18	494	1073	.460
6. Utah	18	432	957	.451
7. Oregon	18	469	1053	.445
8. Washington State	18	459	1034	.444
9. Washington	18	458	1034	.443
10. Arizona State	18	476	1095	.435
11. Colorado	18	432	1014	.426
12. California	18	410	1066	.385

FIELD GOAL PCT DEFENSE

	G	FG	FGA	Pct
1. Colorado	18	452	1070	.422
2. UCLA	18	485	1139	.426
3. Utah	18	443	1033	.429
4. Arizona	18	460	1050	.438
5. Oregon State	18	433	983	.440
6. Washington	18	460	1032	.446
7. Stanford	18	501	1109	.452
8. Arizona State	18	483	1063	.454
9. Oregon	18	447	983	.455
10. USC	18	461	1009	.457
11. California	18	460	941	.489
12. Washington State	18	534	1064	.502

3-POINT FG PCT

	G	FG	FGA	Pct
1. UCLA	18	185	459	.403
2. Stanford	18	123	311	.395
3. Arizona	18	122	324	.377
4. Utah	18	169	453	.373
5. Colorado	18	139	377	.369
Washington State	18	191	518	.369
7. Oregon State	18	115	317	.363
8. USC	18	136	383	.355
9. Oregon	18	155	460	.337
Arizona State	18	146	433	.337
11. Washington	18	113	347	.326
12. California	18	79	311	.254

3-POINT FG PCT DEFENSE

	G	FG	FGA	Pct
1. Washington	18	104	335	.310
2. Arizona State	18	135	403	.335
3. Stanford	18	131	389	.337
4. Oregon State	18	129	376	.343
5. UCLA	18	158	457	.346
6. USC	18	141	395	.357
Colorado	18	148	415	.357
8. Arizona	18	131	359	.365
Utah	18	150	411	.365
10. Washington State	18	152	409	.372
11. Oregon	18	144	385	.374
12. California	18	150	359	.418

REBOUNDING OFFENSE

	G	Reb	Avg/G
1. Stanford	18	681	37.8
UCLA	18	681	37.8
3. Colorado	18	660	36.7
4. Arizona	18	650	36.1
5. California	18	617	34.3
6. Arizona State	18	613	34.1
7. Oregon State	18	607	33.7
8. Oregon	18	581	32.3
9. Washington	18	577	32.1
10. USC	18	575	31.9
11. Utah	18	570	31.7
12. Washington State	18	537	29.8

REBOUNDING DEFENSE

	G	Reb	Avg/G
1. Arizona	18	516	28.7
2. Oregon State	18	576	32.0
3. Stanford	18	584	32.4
4. Oregon	18	588	32.7
5. USC	18	612	34.0
6. Colorado	18	620	34.4
7. California	18	626	34.8
8. Washington State	18	631	35.1
Utah	18	631	35.1
10. Washington	18	636	35.3
11. UCLA	18	651	36.2
12. Arizona State	18	678	37.7

REBOUNDING MARGIN

	G	TEAM	OPP	Margin
1. Arizona	18	36.1	28.7	+7.4
2. Stanford	18	37.8	32.4	+5.4
3. Colorado	18	36.7	34.4	+2.3
4. Oregon State	18	33.7	32.0	+1.7
5. UCLA	18	37.8	36.2	+1.6
6. Oregon	18	32.3	32.7	-0.4
7. California	18	34.3	34.8	-0.5
8. USC	18	31.9	34.0	-2.1
9. Washington	18	32.1	35.3	-3.2
10. Utah	18	31.7	35.1	-3.4
11. Arizona State	18	34.1	37.7	-3.6
12. Washington State	18	29.8	35.1	-5.3

BLOCKED SHOTS

	G	Blocks	Avg/G
1. Arizona	18	86	4.80
2. Colorado	18	80	4.40
3. Washington	18	78	4.30
4. Stanford	18	69	3.80
USC	18	69	3.80
California	18	68	3.80
UCLA	18	68	3.80
8. Arizona State	18	64	3.60
9. Oregon State	18	63	3.50
10. Utah	18	61	3.40
11. Oregon	18	60	3.30
12. Washington State	18	38	2.10

ASSISTS

	G	Assists	Avg/G
1. USC	18	288	16.00
2. Arizona	18	279	15.50
3. Utah	18	278	15.40
4. Oregon State	18	276	15.30
5. Oregon	18	270	15.00
6. UCLA	18	269	14.90
7. Stanford	18	253	14.10
Washington State	18	254	14.10
9. Colorado	18	234	13.00
10. Arizona State	18	229	12.70
11. Washington	18	195	10.80
12. California	18	170	9.40

STEALS

	G	Steals	Avg/G
1. Washington	18	129	7.20
2. California	18	127	7.10
USC	18	128	7.10
4. Oregon	18	123	6.80
Oregon State	18	122	6.80
6. Arizona State	18	120	6.70
7. Utah	18	103	5.70
8. Washington State	18	94	5.20
Stanford	18	93	5.20
10. UCLA	18	92	5.10
11. Arizona	18	81	4.50
12. Colorado	18	73	4.10

TURNOVER MARGIN

	G	TEAM	OPP	Margin
1. USC	18	9.4	14.3	+4.90
2. Arizona State	18	10.4	14.4	+4.00
3. Oregon	18	11.2	12.9	+1.70
4. Washington	18	13.3	14.6	+1.30
5. Utah	18	11.2	11.7	+0.50
6. California	18	14.2	13.9	-.30
7. Oregon State	18	12.9	12.5	-.40
8. UCLA	18	11.2	9.9	-1.30
9. Arizona	18	13.1	11.1	-2.00
Stanford	18	13.8	11.8	-2.00
11. Washington State	18	13.7	11.4	-2.30
12. Colorado	18	14.2	10.1	-4.10

ASSIST/TURNOVER RATIO

	G	Asst	Turn	Ratio
1. USC	18	16.0	9.4	1.7
2. Utah	18	15.4	11.2	1.4
3. UCLA	18	14.9	11.2	1.3
Oregon	18	15.0	11.2	1.3
5. Arizona State	18	12.7	10.4	1.2
Oregon State	18	15.3	12.9	1.2
Arizona	18	15.5	13.1	1.2
8. Stanford	18	14.1	13.8	1.0
Washington State	18	14.1	13.7	1.0
10. Colorado	18	13.0	14.2	0.9
11. Washington	18	10.8	13.3	0.8
12. California	18	9.4	14.2	0.7

OFFENSIVE REBOUNDS

	G	No.	Avg/G
1. California	18	245	13.6
2. Stanford	18	203	11.3
3. Arizona	18	185	10.3
4. UCLA	18	183	10.2
5. Colorado	18	181	10.1
6. Oregon State	18	178	9.9
7. Oregon	18	174	9.7
8. Arizona State	18	173	9.6
9. USC	18	170	9.4
10. Washington	18	168	9.3
11. Washington State	18	157	8.7
12. Utah	18	136	7.6

DEFENSIVE REBOUNDS

	G	No.	Avg/G
1. UCLA	18	498	27.7
2. Stanford	18	478	26.6
Colorado	18	479	26.6
4. Arizona	18	465	25.8
5. Arizona State	18	440	24.4
6. Utah	18	434	24.1
7. Oregon State	18	429	23.8
8. Washington	18	409	22.7
9. Oregon	18	407	22.6
10. USC	18	405	22.5
11. Washington State	18	380	21.1
12. California	18	372	20.7

3-POINT FG MADE

	G	3FG	Avg/G
1. Washington State	18	191	10.6
2. UCLA	18	185	10.3
3. Utah	18	169	9.4
4. Oregon	18	155	8.6
5. Arizona State	18	146	8.1
6. Colorado	18	139	7.7
7. USC	18	136	7.6
8. Arizona	18	122	6.8
Stanford	18	123	6.8
10. Oregon State	18	115	6.4
11. Washington	18	113	6.3
12. California	18	79	4.4



WASHINGTON's Matisse Thybulle became the first player in Conference history to record at least 100 steals (101) and 40 blocks (49) in a season in 2017-18. He was named 2018 Pac-12 Defensive Player of the Year.

OREGON's Kenny Wooten led the Pac-12 with 92 blocked shots in 2017-18, the 10th-most in a season in league history and third-most by a freshman.



TEAM GAME HIGHS

Points

114	Oregon vs Alabama State (11/17/17)
112	Colorado vs South Dakota State (12/15/17)

Margin

58 (114-56)	Oregon vs Alabama State (11/17/17)
51 (106-55)	Bethune-Cookman vs Washington (12/19/17)

Field goals made

42	Washington vs Bethune-Cookman (12/19/17)
40	4 tied

Field goal attempts

79	UCLA vs Central Arkansas (11/15/17)
78	USC vs UNC Asheville (03/13/18)

Field goal percentage

.673 (37-55)	Washington vs USC (12/29/17)
.644 (29-45)	Arizona vs Utah (01/27/18)

3-Pt FG made

17	UCLA vs California (01/06/18)
16	Washington State vs Saint Joseph's University (11/23/17)
16	UCLA vs Oregon (02/17/18)

3-Pt FG attempts

46	Washington State vs Texas Southern (11/12/17)
41	Washington State vs Utah (02/17/18)

3-Pt percentage

.692 (9-13)	Arizona vs New Mexico (12/16/17)
.625 (15-24)	Oregon vs Alabama State (11/17/17)

Free throws made

35	Stanford vs Pacific (11/12/17)
34	Arizona vs Oregon (01/13/18)

Free throw attempts

47	Stanford vs Washington (02/22/18)
44	Arizona State vs Kansas State (11/23/17)

Free throw percentage

1.000 (10-10)	Oregon vs Boise State (12/01/17)
1.000 (14-14)	USC vs New Mexico State (12/25/17)

Rebounds

58	Colorado vs New Mexico (12/06/17)
57	Utah vs Mississippi Valley State (11/13/17)

Assists

29	Oregon vs Alabama State (11/17/17)
28	USC vs UC Santa Barbara (12/17/17)

Steals

16	Washington vs Bethune-Cookman (12/19/17)
14	California vs Arizona (01/17/18)

Blocked shots

15	Washington vs Bethune-Cookman (12/19/17)
12	Oregon vs Fresno State (12/16/17)
12	Washington vs Stanford (01/13/18)

Turnovers

28	Stanford vs Portland State (11/26/17)
26	California vs Portland State (12/21/17)

Fouls

35	Oregon State vs Southern Utah (11/10/17)
31	Arizona State vs Utah (01/07/18)

INDIVIDUAL PLAYER GAME HIGHS

Points

40	Holder, Tra (Arizona State) - vs Xavier (11/24/17)
35	Holder, Tra (Arizona State) - vs UC IRVINE (11/19/17)
35	McLaughlin, Jordan (USC) - at Vanderbilt (11/19/17)
35	Coleman, Don (California) - vs Wichita State (11/20/17)
34	Franks, Robert (Washington State) - vs CALIFORNIA (01/13/18)
34	Holiday, Aaron (UCLA) - at USC (03/03/18)
34	Holiday, Aaron (UCLA) - vs Stanford (03/08/18)

Field Goals Made

14	Holder, Tra (Arizona State) - vs Xavier (11/24/17)
14	Ayton, Deandre (Arizona) - vs USC (03/10/18)

Field Goals Att.

28	Coleman, Don (California) - vs UC RIVERSIDE (11/10/17)
25	Coleman, Don (California) - vs Wichita State (11/20/17)
25	Holiday, Aaron (UCLA) - vs Stanford (03/08/18)

FG Pct (min 5 made)

1.000 (10-10)	Eubanks, Drew (Oregon State) - LOYOLA MARYMOUNT (12/02/17)
1.000 (9-9)	Collette, David (Utah) - UCLA (02/22/18)
1.000 (8-8)	Trier, Allonzo (Arizona) - at Washington State (01/31/18)
1.000 (8-8)	Eubanks, Drew (Oregon State) - WASHINGTON (02/10/18)
1.000 (8-8)	Wooten, Kenny (Oregon) - PORTLAND STATE (12/13/17)
1.000 (7-7)	5 tied
1.000 (6-6)	4 tied

3-Point FG Made

10	Franks, Robert (Washington State) - vs CALIFORNIA (01/13/18)
7	9 tied

3-Point FG Att.

15	Flynn, Malachi (Washington State) - vs STANFORD (01/11/18)
14	Flynn, Malachi (Washington State) - vs KANSAS STATE (12/20/17)

3-Pt percentage

1.000 (5-5)	White, Isaac (Stanford) - CAL POLY (11/10/17)
1.000 (5-5)	Holiday, Aaron (UCLA) - WASHINGTON STATE (12/29/17)
1.000 (5-5)	Stewart, Elijah (USC) - OREGON STATE (02/17/18)

Free Throws Made

15	Holder, Tra (Arizona State) - at Arizona (12/30/17)
15	Brown, Elijah (Oregon) - vs ARIZONA (02/24/18)
15	McIntosh, MiKyle (Oregon) - at Marquette (03/18/18)

Free Throws Att.

19	Coleman, Don (California) - vs UC RIVERSIDE (11/10/17)
18	McIntosh, MiKyle (Oregon) - at Marquette (03/18/18)

Free throw percentage

1.000 (12-12)	Ayton, Deandre (Arizona) - COLORADO (01/25/18)
1.000 (12-12)	Bibbins, Justin (Utah) - vs Western Kentucky (03/27/18)
1.000 (11-11)	Trier, Allonzo (Arizona) - OREGON (01/13/18)
1.000 (11-11)	Holder, Tra (Arizona State) - VANDERBILT (12/17/17)
1.000 (10-10)	Trier, Allonzo (Arizona) - ARIZONA STATE (12/30/17)
1.000 (10-10)	Trier, Allonzo (Arizona) - vs Colorado (03/08/18)
1.000 (10-10)	Barefield, Sedrick (Utah) - COLORADO (03/03/18)
1.000 (10-10)	Evans II, Shannon (Arizona State) - at Oregon (02/22/18)
1.000 (10-10)	Tinkle, Tres (Oregon State) - at California (02/03/18)

Rebounds

22	Dickerson, Noah (Washington) - EASTERN WASHINGTON (11/12/17)
20	Humphrey, Michael (Stanford) - at Oklahoma State (03/19/18)
20	Ayton, Deandre (Arizona) - CALIFORNIA (03/03/18)
19	Ayton, Deandre (Arizona) - ARIZONA STATE (12/30/17)
19	Rakocevic, Nick (USC) - UNC ASHEVILLE (03/13/18)

Assists

19	McLaughlin, Jordan (USC) - vs UC SANTA BARBARA (12/17/17)
14	McLaughlin, Jordan (USC) - vs WESTERN KENTUCKY (03/19/18)

Steals

7	Thybulle, Matisse (Washington) - vs BETHUNE-COOKMAN (12/19/17)
6	7 tied

Blocked shots

7	Okoroh, Kingsley (California) - vs UC RIVERSIDE (11/10/17)
7	Okoroh, Kingsley (California) - vs PORTLAND STATE (12/21/17)
7	Lake, De'Quon (Arizona State) - vs PACIFIC (12/22/17)
7	Wooten, Kenny (Oregon) - vs WASHINGTON (02/08/18)

Turnovers

11	Davis, Daejon (Stanford) - vs Portland State (11/26/17)
10	McLaughlin, Jordan (USC) - vs Oregon (03/09/18)
10	Holiday, Aaron (UCLA) - vs Saint Bonaventure (03/13/18)

NCAA TOURNAMENT

First Four - March 13

#11 St. Bonaventure 65, #11 UCLA 58 (Dayton, Ohio)

First Four - March 14

#11 Syracuse 60, #11 ARIZONA STATE 56 (Dayton, Ohio)

First Round - March 15

#13 Buffalo 89, #4 ARIZONA 68 (Boise, Idaho)

NATIONAL INVITATION TOURNAMENT

First Round - March 13-14

#3 OREGON 99, #6 Rider 86 (Eugene, Ore.)

#1 USC 103, #8 UNC Asheville 98 (2OT) (Los Angeles, Calif.)

#2 UTAH 69, #7 UC Davis 59 (Salt Lake City, Utah)

#3 STANFORD 86, #6 BYU 83 (Palo Alto, Calif.)

#5 WASHINGTON 77, #4 Boise State 74 (Seattle, Wash.)

Second Round - March 18-19

#2 Marquette 101, #3 OREGON 92 (Milwaukee, Wisc.)

#2 Oklahoma State 71, #3 STANFORD 65 (Stillwater, Okla.)

#2 UTAH 95, #3 LSU 71 (Salt Lake City, Utah)

#1 St. Mary's (Calif.) 85, #5 WASHINGTON 81 (Moraga, Calif.)

#4 Western Kentucky 79, #1 USC 75 (Los Angeles, Calif.)

Quarterfinals - March 21

#2 UTAH 67, at #1 St. Mary's (Calif.) 58 (OT) (Moraga, Calif.)

Semifinals - March 27

#2 UTAH 69, #4 Western Kentucky 64 (New York, N.Y.)

Championship - March 29

#4 Penn State 82, #2 UTAH 66 (New York, N.Y.)



UTAH's Sedrick Barefield was named to the All-Tournament Team after helping guide the Utes to a runner-up finish in the 2018 National Invitation Tournament.



► T-Mobile Arena, Las Vegas, Nevada
Host site of the 2019 Pac-12 Men's
Basketball Tournament



► In its first year at T-Mobile Arena in 2017, the event set records for highest-attended quarterfinal session (18,153, Session 4), highest-ever single-session attendance (19,224, Session 5), and total all-session attendance (86,910).

2019 PAC-12 TOURNAMENT



presented by



The Pac-12 Tournament enters its seventh year in Las Vegas, and third at the new T-Mobile Arena. The Tournament will get underway on Wednesday, March 13 and conclude with the championship game on Saturday, March 16.

The Pac-12 Networks will broadcast all four men's games on Wednesday, three of the four men's quarterfinals on Thursday, and one semifinal on Friday. Meanwhile, one quarterfinal, one semifinal and the championship game will be broadcast by ESPN.

The Conference previously held a 10-team postseason tournament from 1987-90. On October 23, 2000, the Conference CEO Group/Council voted to reinstate a men's basketball tournament following the 2002 season.

The original Pac-10 Tournament was inaugurated following the 1986-87 season at UCLA's Pauley Pavilion where the host UCLA Bruins captured the first Pac-10 postseason title. Subsequent Tournaments were held at Arizona's McKale Center (1988), the Great Western Forum in Los Angeles (1989), and Arizona State's University Activity Center (1990). Arizona's Sean Elliott was tabbed the Most Outstanding Player in 1988 and again in 1989 as he led the Wildcats to a pair of Conference crowns. Arizona captured its third Pac-10 crown following the 1990 season, which happened to mark the end of the first run of the Pac-10 Tournament.

Arizona made it four in a row with the return of the Pac-10 Tournament in 2002. It was the first year in an 11-year run with the Los Angeles STAPLES Center serving as host of the league's postseason tournament. The Wildcats' streak ended the next year as Oregon captured its first tournament crown in 2003.

over Washington in the championship game to capture the school's first-ever postseason conference crown. In 2005, it was Washington's turn. For the fourth consecutive year, a different school cut down the nets on Saturday as the Huskies claimed their first Tournament crown with a 81-72 victory over Arizona.

The UCLA Bruins were the fifth different team over five seasons to capture the Tournament title with their 71-52 victory over California in the 2006 championship game. What was different about the 2006 Pacific Life Tournament? It was the first time since the Pac-10 resurrected the league tournament that all 10 teams participated. In the previous four tournaments, only the top eight teams qualified for the Pac-10 Tournament.

Oregon returned to the award stand in 2007 with its' 81-57 victory over USC in the championship game. A record 84,477 fans attended the four-day Tournament. UCLA returned to the victory stand in 2008 with its 67-64 win over Stanford, catapulting the Bruins to their third consecutive NCAA Final Four appearance.

In 2009, USC became the lowest seeded team to win the Pac-10 Tournament. The Trojans entered tournament play as the No. 6 seed, then proceeded to knock off No. 3 California and No. 2 UCLA to reach the championship game. It was the fourth time USC played in the championship game, but this time it came out victorious with a 66-63 win over No. 4 Arizona State to win the Pac-10 Tournament crown.

Washington raised the championship hardware for the second time, with a 79-75 win over California in the 2010 Tournament, then successfully defended its crown with a thrilling 77-75 overtime victory over Arizona in 2011 as Husky guard Isaiah Thomas nailed the game-winner at the buzzer. Thomas earned his second Tournament Most Outstanding Player honors, joining former Arizona All-American Sean Elliott as the only two-time recipients of the award.

In 2012, the league's postseason tournament grew from nine to 11 games with the addition of expansion members Colorado and Utah. And it was the Colorado Buffaloes who ran the table, becoming the first team in the league's postseason history to win four games in four days to capture the 2012 Pac-12 Tournament title. Carlon Brown, the Pac-12 Tournament's Most Outstanding Player, led the Buffaloes with 15.8 points and 4.8 rebounds as Colorado earned the Pac-12's automatic berth in the NCAA Tournament. The 2012 Tournament marked the last year of an 11-year run for STAPLES Center.

Viva Las Vegas! The Pac-12 moved the 2013 Tournament location to the bright lights of Las Vegas and the MGM Grand Garden Arena. The Oregon Ducks knocked off the Pac-12 regular season champion UCLA Bruins, 78-69, to capture their third Tournament crown. The Ducks were the fifth different school in a six-year span to win the Pac-12 Championship.


UCLA responded with its fourth Tournament crown in 2014, matching Arizona for most in league history. The Bruins knocked off regular season champion Arizona, 74-71, before a capacity crowd.

After a 13-year hiatus, the Arizona Wildcats returned to the award stand with its 80-52 win over Oregon in 2015. It was their fifth appearance in the championship game since they last claimed the Tournament crown in 2002, but Arizona captured the title in fine fashion with the largest margin of victory ever in the championship game.

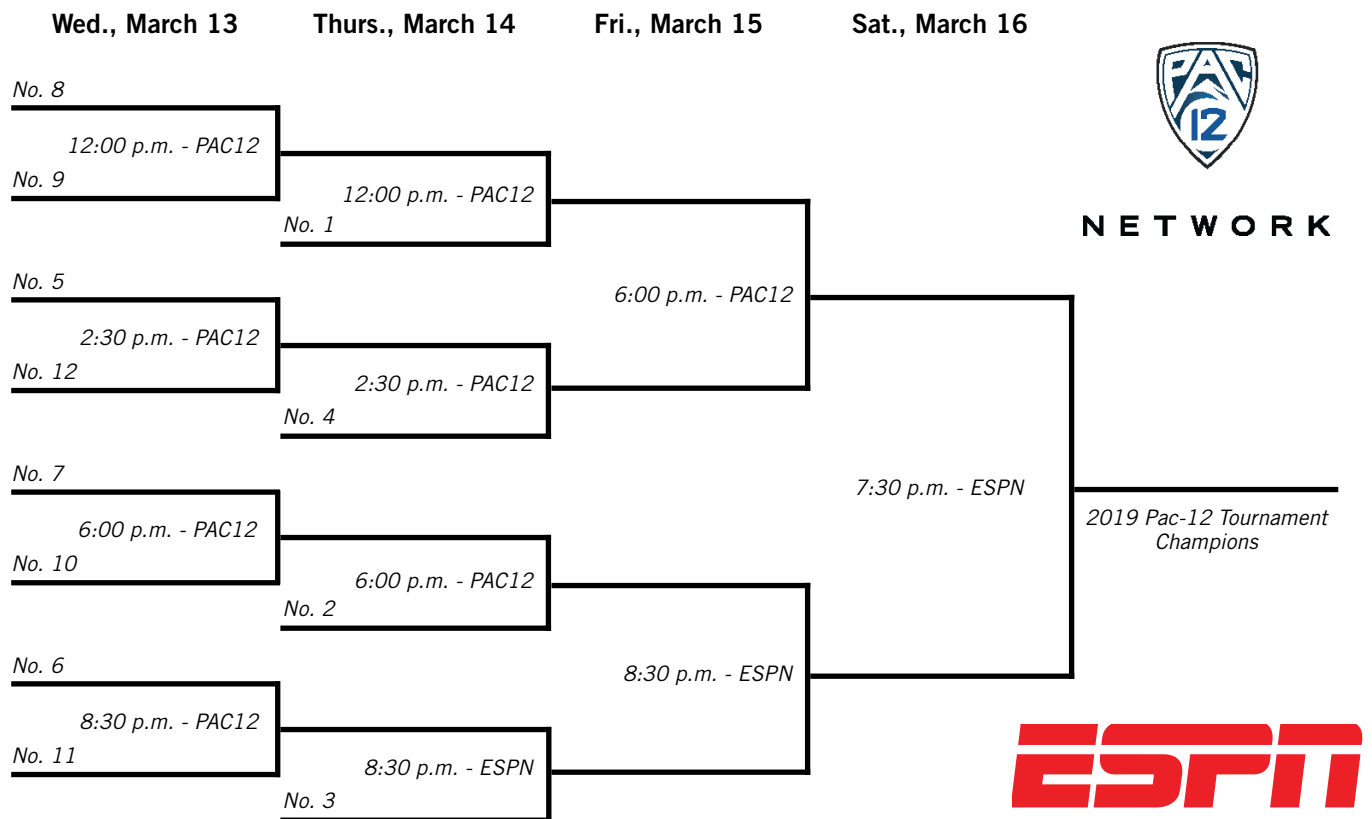
The 2016 edition featured a first - the first time in Conference tournament history that the better seeds held through the entire event. Top seeded Oregon avenged its prior year championship-game loss to Arizona with a 95-89 overtime triumph in the semifinals. The Ducks then left no doubt and set a new tourney mark with a 31-point title game rout of No. 2 seed Utah, 88-57, to claim their second title in four years and fourth in program history.

In the tournament's debut season in T-Mobile Arena in 2017, No. 2 seed Arizona avenged a regular-season loss to top seeded Oregon to capture the Pac-12 Championship, 83-80. The event set records for highest-attended quarterfinal session (18,153, Session 4), highest-ever single-session attendance (19,224, Session 5), and total all-session attendance (86,910).

The Wildcats repeated in 2018 behind singular performances from Deandre Ayton, the league's Player and Freshman of the Year as well as the eventual No. 1 pick in the 2018 NBA Draft. Ayton averaged 24.7 points and 12.7 rebounds in three games, including 32 points and 14 rebounds in the semifinals and 32 points and 18 boards in a title game triumph over No. 2 seed USC. He was the clear choice as the tourney's Most Outstanding Player, which cemented his legacy as the most decorated rookie in league history.



Arizona's Matt Muehlebach, the 1990 Tournament co-MVP. The only player ever to post at triple-double in Tournament history with 10 points, 11 rebounds and 10 assists vs. USC on Mar. 9, 1990.



PAC-12 TOURNAMENT STRUCTURE-SEEDING AND TIE-BREAKING PROCEDURES

Seeding: The seedings and pairings shall be determined upon completion of regular season play on Saturday, March 3. The won-lost percentage record of the teams in regular season Conference play will determine tournament seedings. The team with the best won-lost percentage in Conference play will be seeded #1, the next best won-lost percentage in Conference play will be seeded #2, and so forth through all the seeds.

Tie-Breakers: Tie breaking procedures for determining all tournament seeding will be:

1. Two-team tie

- a. Results of head-to-head competition during the regular season.
- b. Each team's record (won-lost percentage) vs. the team occupying the highest position in the final regular standings, and then continuing down through the standings until one team gains an advantage.
When arriving at another group of tied teams while comparing records, use each team's record (won-lost percentage) against the collective tied teams as a group (prior to that group's own tie-breaking procedure), rather than the performance against individual tied teams.
- c. Won-lost percentage against all Division I opponents.
- d. Coin toss conducted by the Commissioner or designee.

2. Multiple-team tie

- a. Results (won-lost percentage) of collective head-to-head competition during the regular season among the tied teams.
- b. If more than two teams are still tied, each of the tied team's record (won-lost percentage) vs. the team occupying the highest position in the final regular season standings, and then continuing down through the standings, eliminating teams with inferior records, until one team gains an advantage.
When arriving at another group of tied teams while comparing records, use each team's record (won-lost percentage) against the collective tied teams as a group (prior to that group's own tie-breaking procedure), rather than the performance against individual tied teams.
If at any point the multiple-team tie is reduced to two teams, the two-team tie-breaking procedure will be applied.
- c. Won-lost percentage against all Division I opponents.
- d. Coin toss conducted by the Commissioner or designee.

1987 PAC-10 TOURNAMENT

**Pauley Pavilion
Los Angeles**

Session 1 - Thur., March 5

Game 1: (8) ASU 76, (9) WSU 60
Game 2: (7) ORE 51, (10) USC 49
Attendance: 4,851

Session 2 - Fri., March 6

Game 3: (4) CAL 64, (5) OSU 57
Game 4: (1) UCLA 99, ASU 83
Attendance: 8,918

Session 3 - Fri., March 6

Game 5: (3) WASH 86, (6) STAN 71
Game 6: ORE 72, (2) ARIZ 63
Attendance: 5,424

Session 4 - Sat., March 7

Game 7: UCLA 75, CAL 68
Game 8: WASH 70, ORE 56
Attendance: 9,352

Session 5 - Sun., March 8

Game 9: UCLA 76, WASH 64
Attendance: 9,117

1988 PAC-10 TOURNAMENT

**McKale Center
Tucson, Ariz.**

Session 1 - Thur., March 10

Game 1: (9) CAL 75, (8) USC 59
Game 2: (10) WASH 96, (7) ASU 82
Attendance: 12,635

Session 2 - Fri., March 11

Game 3: (4) STAN 88, (5) ORE 67
Game 4: (1) ARIZ 88, CAL 64
Attendance: 13,436

Session 3 - Fri., March 11

Game 5: (2) OSU 80, WASH 61
Game 6: (6) WSU 73, (3) UCLA 71
Attendance: 13,061

Session 4 - Sat., March 12

Game 7: ARIZ 97, STAN 83
Game 8: OSU 74, WSU 68, 2OT
Attendance: 13,549

Session 5 - Sun., March 13

Game 9: ARIZ 93, OSU 67
Attendance: 13,796

1989 PAC-10 TOURNAMENT

**Great Western Forum
Los Angeles**

Session 1 - Thur., March 9

Game 1: (8) WSU 78, (9) ORE 56
Game 2: (10) USC 94, (7) ASU 82
Attendance: 4,830

Session 2 - Fri., March 10

Game 3: (4) OSU 79, (5) CAL 66
Game 4: (1) ARIZ 62, WSU 54
Attendance: 7,195

Session 3 - Fri., March 10

Game 5: (2) STAN 66, USC 61
Game 6: (3) UCLA 64, (6) WASH 54
Attendance: 9,001

Session 4 - Sat., March 11

Game 7: ARIZ 98, OSU 87
Game 8: STAN 95, UCLA 86
Attendance: 10,565

Session 5 - Sun., March 12

Game 9: ARIZ 73, STAN 51
Attendance: 10,403

1990 PAC-10 TOURNAMENT

**University Activity Center
Tempe, Ariz.**

Session 1 - Thur., March 8

Game 1: (8) ASU 57, (9) WASH 51
Game 2: (7) USC 85, (10) WSU 68
Attendance: 4,567

Session 2 - Fri., March 9

Game 3: (4) UCLA 94, (5) ORE 76
Game 4: ASU 83, (1) OSU 75
Attendance: 4,380

Session 3 - Fri., March 9

Game 5: (2) ARIZ 80, USC 57
Game 6: (6) STAN 77, (3) CAL 61
Attendance: 8,079

Session 4 - Sat., March 10

Game 7: UCLA 79, ASU 78
Game 8: ARIZ 85, STAN 61
Attendance: 10,989

Session 5 - Sun., March 11

Game 9: ARIZ 94, UCLA 78
Attendance: 8,037

2002 PAC-10 TOURNAMENT

**STAPLES Center
Los Angeles**

Session 1 - Thur., March 7

Game 1: (1) ORE 86, (8) WASH 64
Game 2: (4) USC 103, (5) STAN 78
Attendance: 12,096

Session 2 - Thur., March 7

Game 3: (2) ARIZ 73, (7) ASU 56
Game 4: (3) CAL 67, (6) UCLA 61
Attendance: 17,839

Session 3 - Fri., March 8

Game 5: USC 89, ORE 78
Game 6: ARIZ 90, CAL 78
Attendance: 18,887

Session 4 - Sat., March 9

Game 7: ARIZ 81, USC 71
Attendance: 18,997

2003 PAC-10 TOURNAMENT

**STAPLES Center
Los Angeles**

Session 1 - Thur., March 13

Game 1: (8) UCLA 96, (1) ARIZ 89 (OT)
Game 2: (5) ORE 83, (4) ASU 82
Attendance: 14,441

Session 2 - Thur., March 13

Game 3: (7) USC 79, (2) STAN 74
Game 4: (3) CAL 69, (6) OSU 46
Attendance: 15,048

Session 3 - Fri., March 14

Game 5: ORE 75, UCLA 74
Game 6: USC 79, CAL 62
Attendance: 16,689

Session 4 - Sat., March 15

Game 7: ORE 74, USC 66
Attendance: 17,485

2004 PAC-10 TOURNAMENT

**STAPLES Center
Los Angeles**

Session 1 - Thur., March 11

Game 1: (1) STAN 68, (8) WSU 47
Game 2: (5) ORE 87, (4) CAL 82
Attendance: 13,270

Session 2 - Thur., March 11

Game 3: (2) WASH 91, (7) UCLA 83
Game 4: (3) ARIZ 79, (6) USC 76
Attendance: 14,689

Session 3 - Fri., March 12

Game 5: STAN 70, ORE 63
Game 6: WASH 90, ARIZ 85
Attendance: 15,754

Session 4 - Sat., March 13

Game 7: STAN 77, WASH 66
Attendance: 16,413

2005 PAC-10 TOURNAMENT

**STAPLES Center
Los Angeles**

Session 1 - Thur., March 10

Game 1: (1) ARIZ 88, (8) CAL 63
Game 2: (5) OSU 79, (4) UCLA 72
Attendance: 14,014

Session 2 - Thur., March 10

Game 3: (2) WASH 95, (7) ASU 90 (OT)
Game 4: (3) STAN 60, (6) WSU 58
Attendance: 14,393

Session 3 - Fri., March 11

Game 5: ARIZ 90, OSU 59
Game 6: WASH 66, STAN 63
Attendance: 15,068

Session 4 - Sat., March 12

Game 7: WASH 81, ARIZ 72
Attendance: 18,672

2006 PAC-10 TOURNAMENT

**STAPLES Center
Los Angeles**

Session 1 - Wed., March 8

Game 1: (8) OSU 66, (9) ASU 63
Game 2: (7) ORE 66, (10) WSU 55
Attendance: 7,936

Session 2 - Thur., March 9

Game 3: (4) ARIZ 73, (5) STAN 68
Game 4: (1) UCLA 79, OSU 47
Attendance: 15,144

Session 3 - Thur., March 9

Game 5: (3) CAL 82, (6) USC 67
Game 6: (7) ORE 84, (2) WASH 73
Attendance: 15,321

Session 4 - Fri., March 10

Game 7: UCLA 71, ARIZ 59
Game 8: CAL 91, ORE 87 (2OT)
Attendance: 17,856

Session 5 - Sat., March 12

Game 9: UCLA 71, CAL 52
Attendance: 18,544

2007 PAC-10 TOURNAMENT

**STAPLES Center
Los Angeles**

Session 1 - Wed., March 7

Game 1: (8) CAL 70, (9) OSU 51
Game 2: (7) WASH 59, (10) ASU 51
Attendance: 15,119

Session 2 - Thur., March 8

Game 3: (4) ORE 69, (5) ARIZ 50
Game 4: (8) CAL 76, (1) UCLA 69 (OT)
Attendance: 16,318

Session 3 - Thur., March 8

Game 5: (3) USC 83, (6) STAN 79 (OT)
Game 6: (2) WSU 74, WASH 64
Attendance: 16,585

Session 4 - Fri., March 9

Game 7: ORE 81, CAL 63
Game 8: USC 70, WSU 61
Attendance: 18,196

Session 5 - Sat., March 10

Game 9: ORE 81, USC 57
Attendance: 18,259

2008 PAC-10 TOURNAMENT

**STAPLES Center
Los Angeles**

Session 1 - Wed., March 12

Game 1: (9) CAL 84, (8) WASH 81
Game 2: (7) ARIZ 87, (10) OSU 56
Attendance: 11,642

Session 2 - Thur., March 13

Game 3: (4) USC 59, (5) ASU 55
Game 4: (1) UCLA 88, CAL 66
Attendance: 17,194

Session 3 - Thur., March 13

Game 5: (3) WSU 75, (6) ORE 70
Game 6: (2) STAN 75, ARIZ 64
Attendance: 16,442

Session 4 - Fri., March 14

Game 7: UCLA 57, USC 54
Game 8: STAN 75, WSU 68
Attendance: 18,997

Session 5 - Sat., March 15

Game 9: UCLA 67, STAN 64
Attendance: 17,534

2009 PAC-10 TOURNAMENT

**STAPLES Center
Los Angeles**

Session 1 - Wed., March 11

Game 1: (9) STAN 62, (8) OSU 54
Game 2: (7) WSU 62, (10) ORE 40
Attendance: 10,964

Session 2 - Thur., March 12

Game 3: (4) ASU 68, (5) ARIZ 56
Game 4: (1) WASH 85, STAN 73
Attendance: 14,732

Session 3 - Thur., March 12

Game 5: (6) USC 79, (3) CAL 75
Game 6: (2) UCLA 64, WSU 53
Attendance: 16,271

Session 4 - Fri., March 13

Game 7: ASU 75, WASH 65
Game 8: USC 65, UCLA 55
Attendance: 18,497

Session 5 - Sat., March 14

Game 9: USC 66, ASU 63
Attendance: 16,988

2010 PAC-10 TOURNAMENT
STAPLES Center
Los Angeles

Session 1 - Wed., March 10
 Game 1: (8) ORE 82, (9) WSU 80 (OT)
 Attendance: 6,090

Session 2 - Thur., March 11
 Game 2: (5) UCLA 75, (4) ARIZ 69
 Game 3: (1) CAL 90, ORE 74
 Attendance: 12,125

Session 3 - Thur., March 11
 Game 4: (7) STAN 70, (2) ASU 61
 Game 5: (3) WASH 59, (6) OSU 52
 Attendance: 12,255

Session 4 - Fri., March 12
 Game 6: CAL 85, UCLA 72
 Game 7: WASH 79, STAN 64
 Attendance: 15,971

Session 5 - Sat., March 13
 Game 8: WASH 79, CAL 75
 Attendance: 15,851

2011 PAC-10 TOURNAMENT
STAPLES Center
Los Angeles

Session 1 - Wed., March 9
 Game 1: (9) OSU 69, (8) STAN 67
 Game 2: (7) ORE 76, (10) ASU 69
 Attendance: 7,814

Session 2 - Thur., March 10
 Game 3: (4) USC 70, (5) CAL 56
 Game 4: (1) ARIZ 78, (9) OSU 69
 Attendance: 10,782

Session 3 - Thur., March 10
 Game 5: (7) ORE 76, (2) UCLA 59
 Game 6: (3) WASH 89, (6) WSU 87
 Attendance: 12,191

Session 4 - Fri., March 11
 Game 7: (1) ARIZ 67, (4) USC 62
 Game 8: (3) WASH 69, (7) ORE 51
 Attendance: 13,190

Session 5 - Sat., March 12
 Game 9: (3) WASH 77, (1) ARIZ 75 (OT)
 Attendance: 12,074

2012 PAC-12 TOURNAMENT
STAPLES Center
Los Angeles

Session 1 - Wed., March 7
 Game 1: (9) OSU 69, (8) WSU 64
 Game 2: (5) UCLA 55, (12) USC 40
 Attendance: 5,973

Session 2 - Wed., March 7
 Game 3: (7) STAN 85, (10) ASU 65
 Game 4: (6) COLO 53, (11) UTAH 41
 Attendance: 6,747

Session 3 - Thur., March 8
 Game 5: (9) OSU 86, (1) WASH 84
 Game 6: (4) ARIZ 66, (5) UCLA 58
 Attendance: 8,780

Session 4 - Thur., March 8
 Game 7: (2) CAL 77, (7) STAN 71
 Game 8: (6) COLO 63, (3) ORE 62
 Attendance: 9,317

Session 5 - Fri., March 9
 Game 9: (4) ARIZ 72, (9) OSU 61
 Game 10: (6) COLO 70, (2) CAL 59
 Attendance: 11,615

Session 6 - Sat., March 10
 Game 11: (6) COLO 53, (4) ARIZ 51
 Attendance: 11,197

2013 PAC-12 TOURNAMENT
MGM Grand Garden Arena
Las Vegas, Nev.

Session 1 - Wed., March 13
 Game 1: (9) ASU 89, (8) STAN 88 (OT)
 Game 2: (5) COLO 74, (12) OSU 68
 Attendance: 7,451

Session 2 - Wed., March 13
 Game 3: (10) UTAH 69, (7) USC 66
 Game 4: (6) WASH 64, (11) WSU 62
 Attendance: 8,566

Session 3 - Thur., March 14
 Game 5: (1) UCLA 86, (9) ASU 84
 Game 6: (4) ARIZ 66, (5) COLO 58
 Attendance: 12,915

Session 4 - Thur., March 14
 Game 7: (10) UTAH 79, (2) CAL 69 (OT)
 Game 8: (3) ORE 80, (6) WASH 77 (OT)
 Attendance: 10,566

Session 5 - Fri., March 15
 Game 9: (1) UCLA 68, (4) ARIZ 66
 Game 10: (3) ORE 64, (10) UTAH 45
 Attendance: 13,151

Session 6 - Sat., March 16
 Game 11: (3) ORE 78, (1) UCLA 69
 Attendance: 11,101

2014 PAC-12 TOURNAMENT
MGM Grand Garden Arena
Las Vegas, Nev.

Session 1 - Wed., March 12
 Game 1: (8) UTAH 67, (9) WASH 61
 Game 2: (5) COLO 59, (12) USC 56
 Attendance: 8,734

Session 2 - Wed., March 12
 Game 3: (7) ORE 88, (10) OSU 74
 Game 4: (6) STAN 74, (11) WSU 63
 Attendance: 9,047

Session 3 - Thur., March 13
 Game 5: (1) ARIZ 71, (8) UTAH 39
 Game 6: (5) COLO 59, (4) CAL 56
 Attendance: 12,916

Session 4 - Thur., March 13
 Game 7: (2) UCLA 82, (7) ORE 63
 Game 8: (6) STAN 79, (3) ASU 58
 Attendance: 12,916

Session 5 - Fri., March 14
 Game 9: (1) ARIZ 63, (5) COLO 43
 Game 10: (2) UCLA 84, (6) STAN 59
 Attendance: 12,916

Session 6 - Sat., March 15
 Game 11: (2) UCLA 75, (1) ARIZ 71
 Attendance: 12,916

2015 PAC-12 TOURNAMENT
MGM Grand Garden Arena
Las Vegas, Nev.

Session 1 - Wed., March 11
 Game 1: (8) CAL 84, (9) WSU 59
 Game 2: (12) USC 67, (5) ASU 64
 Attendance: 9,024

Session 2 - Wed., March 11
 Game 3: (10) COLO 78, (7) OSU 71
 Game 4: (6) STAN 71, (11) WASH 69
 Attendance: 9,875

Session 3 - Thur., March 12
 Game 5: (1) ARIZ 73, (8) CAL 51
 Game 6: (4) UCLA 96, (12) USC 70
 Attendance: 12,916

Session 4 - Thur., March 12
 Game 7: (2) ORE 93, (10) COLO 85
 Game 8: (3) UTAH 80, (6) STAN 56
 Attendance: 12,916

Session 5 - Fri., March 13
 Game 9: (1) ARIZ 70, (4) UCLA 64
 Game 10: (2) ORE 67, (3) UTAH 64
 Attendance: 19,216

Session 6 - Sat., March 14
 Game 11: (1) ARIZ 80, (2) ORE 52
 Attendance: 12,916

2016 PAC-12 TOURNAMENT
MGM Grand Garden Arena
Las Vegas, Nev.

Session 1 - Wed., March 9
 Game 1: (8) WASH 81, (9) STAN 68
 Game 2: (5) COLO 80, (12) WSU 56
 Attendance: 12,916

Session 2 - Wed., March 9
 Game 3: (7) USC 95, (10) UCLA 71
 Game 4: (6) OSU 75, (11) ASU 66
 Attendance: 12,916

Session 3 - Thur., March 10
 Game 5: (1) ORE 83, (8) WASH 77
 Game 6: (4) ARIZ 82, (5) COLO 78
 Attendance: 12,916

Session 4 - Thur., March 10
 Game 7: (2) UTAH 80, (7) USC 72
 Game 8: (3) CAL 76, (6) OSU 68
 Attendance: 12,916

Session 5 - Fri., March 11
 Game 9: (1) ORE 95, (4) ARIZ 89 (OT)
 Game 10: (2) UTAH 82, (3) CAL 78 (OT)
 Attendance: 12,916

Session 6 - Sat., March 12
 Game 11: (1) ORE 88, (2) UTAH 57
 Attendance: 12,916

2017 PAC-12 TOURNAMENT
T-Mobile Arena
Las Vegas, Nev.

Session 1 - Wed., March 8
 Game 1: (8) ASU 98, (9) STAN 88 (OT)
 Game 2: (5) CAL 67, (12) OSU 62
 Attendance: 7,846

Session 2 - Wed., March 8
 Game 3: (7) COLO 73, (10) WSU 63
 Game 4: (6) USC 78, (11) WASH 73
 Attendance: 9,978

Session 3 - Thur., March 9
 Game 5: (1) ORE 80, (8) ASU 57
 Game 6: (5) CAL 78, (4) UTAH 75
 Attendance: 12,782

Session 4 - Thur., March 9
 Game 7: (2) ARIZ 92, (7) COLO 78
 Game 8: (3) UCLA 76, (6) USC 74
 Attendance: 18,153

Session 5 - Fri., March 10
 Game 9: (1) ORE 73, (5) CAL 65
 Game 10: (2) ARIZ 86, (3) UCLA 75
 Attendance: 8,624

Session 6 - Sat., March 11
 Game 11: (2) ARIZ 83, (1) ORE 80
 Attendance: 18,927

2018 PAC-12 TOURNAMENT
T-Mobile Arena
Las Vegas, Nev.

Session 1 - Wed., March 7
 Game 1: (8) COLO 97, (9) ASU 85
 Game 2: (5) STAN 76, (12) CAL 58
 Attendance: 8,619

Session 2 - Wed., March 7
 Game 3: (10) OSU 69, (7) WASH 66 (OT)
 Game 4: (6) ORE 64, (11) WSU 62 (OT)
 Attendance: 10,458

Session 3 - Thur., March 8
 Game 5: (1) ARIZ 83, (8) COLO 67
 Game 6: (4) UCLA 88, (5) STAN 77
 Attendance: 15,182

Session 4 - Thur., March 8
 Game 7: (2) USC 61, (10) OSU 48
 Game 8: (6) ORE 68, (3) UTAH 66
 Attendance: 13,194

Session 5 - Fri., March 9
 Game 9: (1) ARIZ 78, (4) UCLA 67 (OT)
 Game 10: (2) USC 74, (6) ORE 54
 Attendance: 16,596

Session 6 - Sat., March 10
 Game 11: (1) ARIZ 75, (2) USC 61
 Attendance: 16,501

POINTS

Half: 25 Klay Thompson, Washington State vs. Washington, Mar. 10, 2011 (2nd)
Game: 43 Klay Thompson, Washington State vs. Washington, Mar. 10, 2011
Tournament: 83 Reggie Miller, UCLA, 1987 (3 games)

FIELD GOALS

Game: 15 Reggie Miller, UCLA vs. Arizona State, Mar. 6, 1987 (15-of-20)
 15 Klay Thompson, Washington State vs. Washington, Mar. 10, 2011 (15-of-29)
Tournament: 31 Deandre Ayton, Arizona, 2018 (3 games)

FIELD GOAL ATTEMPTS

Game: 29 Klay Thompson, Washington State vs. Washington, Mar. 10, 2011 (15-of-29)
Tournament: 60 Brook Lopez, Stanford, 2008 (25-of-60, 3 games)

FIELD GOAL PERCENTAGE

Game (min 10 made): 1.000 Bryce Taylor, Oregon vs. USC, Mar. 10, 2007 (11-of-11)
Tournament (min 15 made): .833 Ivan Rabb, California, 2016 (15-of-18, 2 games)

THREE-POINT FIELD GOALS

Game: 8 Klay Thompson, Washington State vs. Washington, Mar. 10, 2011 (8-of-14)
Tournament: 14 Chamberlain Oguchi, Oregon, 2006 (14-of-38, 3 games)

THREE-POINT FIELD GOAL ATTEMPTS

Game: 16 Gabe York, Arizona vs. Oregon, Mar. 11, 2016 (7-of-16); Torian Graham, Arizona State vs. Oregon (Mar. 9, 2017 (7-of-16)
Tournament: 38 Chamberlain Oguchi, Oregon, 2006 (14-of-38, 3 games)

THREE-POINT FIELD GOAL PERCENTAGE

Game (min 3 made): 1.000 9 times. Last, Grant Mullins, California vs. Oregon, Mar. 10, 2017 (5-of-5)
Tournament (min 5 made): 1.000 Delon Wright, Utah, 2015 (5-of-5, 2 games)

FREE THROWS

Game: 15 Sean Elliott, Arizona vs. Stanford, Mar. 12, 1988 (15-of-16); Jared Cunningham, Oregon State vs. Stanford, Mar. 9, 2011
Tournament: 30 Leon Powe, California, 2006 (30-of-41, 3 games)

FREE THROW ATTEMPTS

Game: 20 Jared Cunningham, Oregon State vs. Stanford, Mar. 9, 2011 (15-of-20)
Tournament: 41 Leon Powe, California, 2006 (30-of-41, 3 games)

FREE THROW PERCENTAGE

Game (min 10 made): 1.000 Allonzo Trier, ARIZ vs. COLO, March 8, 2018 (10-10); Jason Gardner, ARIZ vs. ASU, March 7, 2003 (12-12); Adam Keefe, STAN vs. CAL, March 9, 1990 (10-10); Eric Knox, OSU vs. WSU, March 12, 1988 (20-20)
Tournament (min 15 made): 1.000, Jerome Randle, CAL, 2010 (16-of-16, 3 games)

REBOUNDS

Game: 20 Leon Powe, California vs. USC, Mar. 9, 2006
Offensive, Game: 11 Trevor Wilson, UCLA vs. Arizona, Mar. 11, 1990 (17 total)
Defensive, Game: 15 Gary Payton II, Oregon State vs. California, March 10, 2016 (17 total); Kyle Anderson, UCLA vs. Arizona, Mar. 15, 2014 (15 total); Leon Powe, California vs. USC, Mar. 9, 2006 (20 total)
Tournament: 41 André Roberson, Colorado, 2012 (4 games); 38 Deandre Ayton, Arizona, 2018 (3 games)

PERSONAL FOULS

Tournament: 15 Austin Dufault, Colorado, 2012 (4 games); 13 Keith Balderston, Oregon, 1987 (3 games); Sven Meyer, Oregon, 1987 (3 games); Jordan Bell, Oregon, 2015 (3 games)

DISQUALIFICATIONS

Tournament: 2 Bryant Walton, California, 1988; Gyorgy Goloman, UCLA, 2018 (2 games); 2 Jordan Bell, Oregon, 2015 (3 games)

ASSISTS

Game: 12 David Girley, Oregon vs. Washington, Mar. 7, 1987; Matt Othick, Arizona vs. UCLA, Mar. 11, 1990; Isaiah Thomas, Washington vs. Oregon, Mar. 11, 2011
Tournament: 30 Isaiah Thomas, Washington, 2011 (3 games)

STEALS

Game: 7 James Harden, Arizona State vs. USC, Mar. 13, 2008
Tournament: 10 Jordan McLaughlin, USC, 2018 (3 games)

BLOCKED SHOTS


Game: 6 Josh Huestis, Stanford vs. Arizona State, Mar. 13, 2013; Malik Dime, Washington vs. USC, Mar. 8, 2017
Tournament: 9 Sean Rooks, Arizona, 1990 (3 games); Kingsley Okoroh, California, 2017 (3 games)

TURNOVERS


Game: 10 Jordan McLaughlin, USC vs. Oregon, March 9, 2018
Tournament: 15 Jordan Farmar, UCLA, 2006 (3 games)

MINUTES

Game: 50 Earl Martin and Gary Payton, Oregon State vs. Washington State, Mar. 12, 1988 (2 OT)
Tournament: 135 André Roberson, Colorado (4 games); 126 Earl Martin, Oregon State, 1988 (3 games)



Klay Thompson, Washington State



Reggie Miller, UCLA – 1987 Pac-10 Tournament Most Outstanding Player

POINTS

Most, Game: 103 USC vs. STAN (78), Mar. 7, 2002
Most, Half: 59 ARIZ vs. OSU (21), Mar. 12, 2008 (1st); 59 ORE vs. COLO (48), Mar. 12, 2015 (2nd)
Most, Both Teams, Game: 186 ASU (98) vs. STAN (88), Mar. 8, 2017 (OT)
Fewest, Game: 39 UTAH vs. ARIZ, Mar. 13, 2014
Fewest, Half: 13 UTAH vs. ARIZ (34), Mar. 13, 2014 (1st)
Fewest, Both Teams, Game: 94 COLO (53) vs. UTAH (41), Mar. 7, 2012
Largest Margin, Game: 32 ARIZ (71) vs. UTAH (39), Mar. 13, 2014; UCLA (79) vs. OSU (47), Mar. 9, 2006
Most, Tournament: 278 ARIZ, 1988 (3 games)
Fewest Allowed, Tournament (min 3 games): 157 ARIZ, 2014
Biggest Margin, Tournament: 64 ARIZ, 1988 (278-214, 3 games)

FIELD GOALS

Most, Game: 39 UCLA vs. ASU, Mar. 6, 1987 (39-of-71)
Most, Both Teams, Game: 70 UCLA (39) vs. ASU (31), Mar. 6, 1987; ARIZ (37) vs. OSU (33), Mar. 11, 1989
Most, Tournament: 97 ARIZ, 2005 (97-of-178, 3 games)
Fewest, Game: 12 UTAH vs. ARIZ, Mar. 13, 2014 (12-of-47)
Fewest, Both Teams, Game: 29 COLO (15) vs. UTAH (14), Mar. 7, 2012
Fewest Allowed, Tournament (min 3 games): 79 COLO, 2012 (79-of-206, 4 games); 52 ARIZ, 2014 (52-of-156, 3 games)

FIELD GOAL ATTEMPTS

Most, Game: 88 ARIZ vs. UCLA, Mar. 13, 2003 (33-of-88) (OT)
Most, Both Teams, Game: 157 UCLA (69) vs. ARIZ (88), Mar. 13, 2003 (OT)
Most, Tournament: 207 UCLA, 1990 (3 games)
Fewest, Game: 28 STAN vs. ARIZ, Mar. 12, 1989 (19-of-28)
Fewest, Both Teams, Game: 73 STAN (28) vs. ARIZ (45), Mar. 12, 1989
Fewest Allowed, Tournament (min 3 games): 144 ORE, 2018 (68-of-144, 3 games)

FIELD GOAL PERCENTAGE

Highest, Game: .683 CAL vs. USC, Mar. 10, 1988 (28-of-41)
Highest, Both Teams, Game: .589 ARIZ (24-of-45) vs. STAN (19-of-28), Mar. 12, 1989
Highest, Tournament (3 games): .587 STAN, 1989 (74-of-126, 3 games) (2 games): .563 WSU, 1988 (49-of-87)
Lowest, Game: .255 UTAH vs. ARIZ, Mar. 13, 2014 (12-of-47)
Lowest, Both Teams, Game: .315 UCLA (19-of-56) vs. USC (15-of-52), Mar. 7, 2012
Lowest Allowed, Tournament (3 games): .329 ARIZ, 1990 (68-of-207, 3 games)

THREE-POINT FIELD GOALS

Most, Game: 15 STAN vs. ASU, Mar. 13, 2013 (OT)
Most, Both Teams, Game: 26 STAN (15) vs. ASU (11), March 13, 2012 (OT); COLO (13) vs. ASU (13), March 7, 2018
Most, Tournament: 34 ORE, 2007 (34-of-65, 3 games), 2007
Fewest, Game: 0, Six times. Last, WSU vs. ORE, Mar. 11, 2009 (0-of-6)
Fewest, Both Teams, Game: 0 ORE vs. USC, Mar. 5, 1987
Fewest Allowed, Tournament (min 3 games): 6 WASH, 1987 (6-of-18, 3 games)

THREE-POINT FIELD GOAL ATTEMPTS

Most, Game: 36 ARIZ vs. UCLA, Mar. 13, 2003
Most, Both Teams, Game: 59 ARIZ (24) vs. UCLA (35), March 9, 2018
Most, Tournament: 79 ORE, 2006 (28-of-79, 3 games)
Fewest, Game: 1 WASH vs. ASU, Mar. 8, 1990 (0-of-1)
Fewest, Both Teams, Game: 8 CAL (4) vs. OSU (4), Mar. 6, 1987
Fewest Allowed, Tournament (min 3 games): 18 WASH, 1987 (6-of-18, 3 games)

THREE-POINT FIELD GOAL PERCENTAGE

Highest, Game: .800 STAN vs. UCLA, Mar. 11, 1989 (4-of-5)
Highest, Both Teams, Game: .591 ORE (10-of-16) vs. OSU (3-of-6), Mar. 12, 2014 (13-of-22)
Highest, Tournament (3 games): .538 ARIZ, 1988 (21-of-39); STAN, 1989 (7-of-13) (2 games): .548 WSU, 2008 (17-of-31)
Lowest, Game: .000 ORE vs. WSU, Mar. 9, 1989 (0-of-11); WASH vs. ASU, Mar. 8, 1990 (0-of-1); WSU vs. ORE, Mar. 11, 2009 (0-of-6)
Lowest, Both Teams, Game: .000 ORE (0-of-4) vs. USC (0-of-6), Mar. 5, 1987 (0-of-10)
Lowest Allowed, Tournament (min 3 games): .190 ORE, 1987 (8-of-42, 3 games)

FREE THROWS

Most, Game: 33 CAL vs. ORE, Mar. 10, 2006 (2 OT) (33-of-43)
Most, Both Teams, Game: 53 ARIZ (32) vs. COLO (21), Mar. 10, 2016; WASH (29) vs. ASU (24), Mar. 10, 2005
Most, Tournament: 81 ARIZ, 1988 (81-of-103, 3 games)
Fewest, Game: 0 WASH vs. STAN, Mar. 11, 2015 (0-of-3)
Fewest, Both Teams, Game: 11 OSU (6) vs. CAL (5), Mar. 13, 2003; ORE (6) vs. ARIZ (5), Mar. 8, 2007; ORE (7) vs. USC (4), Mar. 10, 2007; WASH (0) vs. STAN (11), Mar. 11, 2015
Fewest Allowed, Tournament (min 3 games): 22 ARIZ, 2002 (22-of-39, 3 games)

FREE THROW ATTEMPTS

Most, Game: 44 ARIZ vs. COLO, Mar. 10, 2016 (32-of-44); STAN vs. UCLA, Mar. 11, 1989 (25-of-44)
Most, Both Teams, Game: 71 ARIZ (39) vs. STAN (32), Mar. 10, 1990
Most, Tournament: 105 ARIZ, 1990 (79-of-105, 3 games)
Fewest, Game: 1 STAN vs. ASU, Mar. 13, 2013 (1-of-1)
Fewest, Both Teams, Game: 17 WASH (3) vs. STAN (14), Mar. 11, 2015
Fewest Allowed, Tournament (min 3 games): 32 USC, 2018 (24-of-32, 3 games)

FREE THROW PERCENTAGE

Highest, Game: 1.000 USC vs. ORE, Mar. 8, 2002 (22-of-22)
Highest, Both Teams, Game: .902 WASH (17-of-18) vs. CAL (20-of-23), Mar. 13, 2010
Highest, Tournament (3 games): .852 CAL, 2010 (52-of-61) (2 games): .872 UCLA, 2017 (34-of-39)
Lowest, Game: .000 WASH (0-of-3) vs. STAN, Mar. 11, 2015
Lowest, Both Teams, Game: .492 OSU (17-of-32) vs. WASH (12-of-27), Mar. 8, 2012
Lowest Allowed, Tournament (min 3 games): .564 ARIZ, 2002 (22-of-39, 3 games)

REBOUNDS

Most, Game: 56 ARIZ vs. USC, Mar. 9, 1990
Most, Both Teams, Game: 94 UCLA (49) vs. ORE (45), Mar. 9, 1990
Most, Tournament: 149 ARIZ, 1990 (3 games)
Fewest, Game: 15 STAN vs. ARIZ, Mar. 12, 1989; USC vs. CAL, Mar. 9, 2006
Fewest, Both Teams, Game: 38 STAN (15) vs. ARIZ (23), Mar. 12, 1989
Largest Margin, Game: 25 CAL (40) vs. USC (15), Mar. 9, 2006
Largest Margin, Tournament: 41 ARIZ, 2018 (120-79, 3 games)
Fewest Allowed, Tournament (min 3 games): 76 CAL, 2006 (3 games)

ASSISTS

Most, Game: 23 ARIZ vs. OSU, Mar. 11, 1989; STAN vs. ASU, Mar. 8, 2017
Most, Both Teams, Game: 42 ARIZ (22) vs. OSU (20), Mar. 13, 1988
Most, Tournament: 56 ARIZ, 1990 (3 games)
Fewest, Game: 3 ORE vs. WSU, March 9, 1989; OSU vs. ARIZ, March 12, 2008; ORE vs. WSU, March 11, 2009; CAL vs. STAN, March 7, 2018
Fewest, Both Teams, Game: 12 COLO (6) vs. ARIZ (6), Mar. 10, 2012
Fewest Allowed, Tournament (min 3 games): 16 UCLA, 2006 (3 games)

STEALS

Most, Game: 15 USC vs. WASH, Mar. 8, 2017
Most, Both Teams, Game: 24 UCLA (14) vs. USC (10), Mar. 13, 2009
Most, Tournament: 31 ORE, 2016 (3 games); 31 COLO, 2012 (4 games)
Fewest, Game: 0 ARIZ vs. ORE, Mar. 11, 2017
Fewest, Both Teams, Game: 4 USC (3) vs. ARIZ (1), March 9, 2002; WSU (2) vs. CAL (2), March 11, 2015; ASU (1) vs. ORE (3), March 9, 2017; COLO (1) vs. ASU (3), March 7, 2018
Fewest Allowed, Tournament (min 3 games): 3 ORE, 2017 (3 games)

BLOCKED SHOTS

Most, Game: 11 ORE vs. ARIZ, Mar. 11, 2016; ARIZ vs. COLO, Mar. 10, 2016
Most, Both Teams, Game: 16 ARIZ (11) vs. COLO (5), Mar. 10, 2016
Most, Tournament (min 3 games): 19 ORE, 2016; ARIZ, 1989 (3 games)
Fewest, Game: 0 Many times. Last, OSU vs. USC, March 8, 2018
Fewest, Both Teams, Game: 0 CAL (0) vs. USC (0), Mar. 10, 1988
Fewest Allowed, Tournament (min 3 games): 1 ARIZ, 1988 (3 games)

PERSONAL FOULS

Most, Game: 42 ORE vs. UCLA, Mar. 9, 1990
Most, Both Teams, Game: 68 ORE (42) vs. UCLA (26), Mar. 9, 1990
Fewest, Game: 8 STAN vs. WSU, Mar. 11, 2005
Fewest, Both Teams, Game: 20 ARIZ (10) vs. CAL (10), Mar. 10, 2005
Most, Tournament: 63 ARIZ, 2017 (3 games)
Fewest, Tournament (min 3 games): 38 USC, 2018

DISQUALIFICATIONS

Most, Game: 4 CAL vs. ARIZ, Mar. 11, 1988; UCLA vs. STAN, Mar. 11, 1989
Most, Both Teams, Game: 5 ORE (2) vs. ARIZ (3), Mar. 6, 1987; WASH (2) vs. ASU (3), Mar. 10, 2005
Most, Tournament: 5 CAL, 1988 (2 games)

POINTS

- 43 Klay Thompson, WSU vs. WASH, Mar. 10, 2011
- 41 Leon Powe, CAL vs. ORE, Mar. 10, 2006 (2 OT)
- 39 Reggie Miller, UCLA vs. ASU, Mar. 6, 1987
- 37 Salim Stoudamire, ARIZ vs. WASH, Mar. 12, 2005
- 36 Isaac Hamilton, UCLA vs. USC, Mar. 12, 2015
- 34 Jahii Carson, ASU vs. STAN, Mar. 13, 2013 (OT)
- Aaron Holiday, UCLA vs. STAN, March 8, 2018
- 32 6 times. Last, Deandre Ayton, ARIZ vs. USC, March 10, 2018

FIELD GOALS

- 15 Klay Thompson, WSU vs. WASH, Mar. 10, 2011 (15-of-29)
- Reggie Miller, UCLA vs. ASU, Mar. 6, 1987 (15-of-20)
- 14 Jahii Carson, ASU vs. STAN, Mar. 13, 2013 (14-of-22)
- Leon Powe, CAL vs. ORE, Mar. 10, 2006 (14-of-17, 2 OT)
- Deandre Ayton, ARIZ vs. USC, March 10, 2018 (14-of-20)
- 13 Isaac Hamilton, UCLA vs. USC, Mar. 12, 2015 (13-of-22)
- Trevor Wilson, UCLA vs. ARIZ, Mar. 11, 1990 (13-of-27)
- Deandre Ayton, ARIZ vs. UCLA, March 9, 2018 (13-of-16, OT)
- 12 7 times. Last, Torian Graham, ASU vs. ORE, Mar. 9, 2017 (12-of-25)

FIELD GOAL ATTEMPTS

- 29 Klay Thompson, WSU vs. WASH, Mar. 10, 2011 (15-of-29)
- 28 Anthony Pendleton, USC vs. STAN, Mar. 10, 1989 (8-of-28)
- Tajuan Porter, ORE vs. WSU, Mar. 10, 2010 (12-of-28)
- 27 Trevor Wilson, UCLA vs. ARIZ, Mar. 11, 1990 (13-of-27)
- 25 Torian Graham, ASU vs. ORE, Mar. 9, 2017 (12-of-25)
- Aaron Holiday, UCLA vs. STAN, March 8, 2018 (12-of-25)
- 24 Gary Payton, OSU vs. ASU, Mar. 9, 1990 (12-of-24)
- Brook Lopez, STAN vs. ARIZ, Mar. 13, 2008 (9-of-24)

FIELD GOAL PERCENTAGE (min. 7 made)

- 1.000 Bryce Taylor, ORE vs. USC, Mar. 10, 2007 (11-of-11)
- 1.000 Travis Wear, UCLA vs. STAN, Mar. 14, 2014 (8-of-8)
- 1.000 Jordan Hill, ARIZ vs. OSU, Mar. 12, 2008 (7-of-7)
- .917 Anthony Cook, ARIZ vs. OSU, Mar. 11, 1989 (11-of-12)
- .917 Kyle Kuzma, UTAH vs. USC, Mar. 10, 2016 (11-of-12)
- .909 Channing Frye, ARIZ vs. CAL, Mar. 10, 2005 (10-of-11)
- .900 Salim Stoudamire, ARIZ vs. USC, Mar. 9, 2002 (9-of-10)

THREE-POINT FIELD GOALS

- 8 Klay Thompson, WSU vs. WASH, Mar. 10, 2011 (8-of-14)
- 7 Gabe York, ARIZ vs. ORE, Mar. 11, 2016 (7-of-16)
- Isaac Hamilton, UCLA vs. USC, Mar. 12, 2015 (7-of-9)
- Jeremy Green, STAN vs. OSU, Mar. 9, 2011 (7-of-15)
- Salim Stoudamire, ARIZ vs. WASH, Mar. 12, 2005 (7-of-13)
- Bryce Taylor, ORE vs. USC, Mar. 10, 2007 (7-of-7)
- Torian Graham, ASU vs. ORE, Mar. 9, 2017 (7-of-16)
- Elijah Brown, ORE vs. UTAH, March 8, 2018 (7-of-12)
- Jonah Mathews, USC vs. ORE, March 9, 2018 (7-of-9)
- 6 13 times. Last, Brandon Taylor, UTAH vs. ORE, Mar. 13, 2015 (6-of-9)

THREE-POINT FIELD GOAL ATTEMPTS

- 16 Gabe York, ARIZ vs. ORE, Mar. 11, 2016
- Torian Graham, ASU vs. ORE, Mar. 9, 2017
- 15 Jeremy Green, STAN vs. OSU, Mar. 9, 2011
- 14 Klay Thompson, WSU vs. WASH, Mar. 10, 2011 (8-of-14)
- Anthony Pendleton, USC vs. STAN, Mar. 10, 1989 (6-of-14)
- Mike Redhair, ASU vs. WASH, Mar. 8, 1990 (5-of-14)
- Chamberlain Oguchi, ORE vs. WASH, Mar. 9, 2006 (6-of-14)
- Derek Low, WSU vs. USC, Mar. 9, 2007 (5-of-14)

THREE-POINT FIELD GOAL PERCENTAGE (min. 3 made)

- 1.000 Bryce Taylor, ORE vs. USC, Mar. 10, 2007 (7-of-7)
- Grant Mullins, CAL vs. ORE, Mar. 9, 2017 (5-of-5)
- Delon Wright, UTAH vs. STAN, Mar. 12, 2015 (4-of-4)
- Mike Anderson, WASH vs. STAN, Mar. 11, 2015 (3-of-3)
- Jabari Bird, CAL vs. WSU, Mar. 11, 2015 (3-of-3)
- Luke Ridnour, ORE vs. UCLA, Mar. 14, 2003 (4-of-4)
- Greg Hill, WASH vs. STAN, Mar. 6, 1987 (3-of-3)
- Matt Muehlebach, ARIZ vs. UCLA, Mar. 11, 1990 (3-of-3)
- Elston Turner, WASH vs. STAN, Mar. 12, 2009 (3-of-3)

FREE THROWS

- 15 Jared Cunningham, OSU vs. STAN, Mar. 9, 2011 (15-of-20)
- Sean Elliott, ARIZ vs. STAN, Mar. 12, 1988 (15-of-16)
- 13 Reggie Miller, UCLA vs. CAL, Mar. 7, 1987 (13-of-15)
- Leon Powe, CAL vs. ORE, Mar. 10, 2006 (13-of-18)
- 12 Jason Gardner, ARIZ vs. ASU, Mar. 7, 2002 (12-of-12)
- Jesse Perry, ARIZ vs. UCLA, Mar. 8, 2012 (12-of-13)
- Solomon Hill, ARIZ vs. UCLA, Mar. 8, 2012 (12-of-14)

FREE THROW ATTEMPTS

- 20 Jared Cunningham, OSU vs. STAN, Mar. 9, 2011 (15-of-20)
- 18 Leon Powe, CAL vs. ORE, Mar. 10, 2006 (13-of-18)
- 17 Leon Powe, CAL vs. USC, Mar. 9, 2006 (12-of-17)
- 16 Sean Elliott, ARIZ vs. STAN, Mar. 12, 1988 (15-of-16)
- 15 Sean Elliott, ARIZ vs. ORE, Mar. 6, 1987 (10-of-15)
- Reggie Miller, UCLA vs. CAL, Mar. 7, 1987 (13-of-15)
- Tony Wroten, WASH vs. OSU, Mar. 8, 2012 (9-of-15)

FREE THROW PERCENTAGE (min. 9 made)

- 1.000 Jason Gardner, ARIZ vs. ASU, Mar. 7, 2002 (12-of-12)
- Eric Knox, OSU vs. WSU, Mar. 12, 1988 (2 OT) (10-of-10)
- Adam Keefe, STAN vs. CAL, Mar. 9, 1990 (10-of-10)
- Allonzo Trier, ARIZ vs. COLO, March 8, 2018 (10-of-10)
- Tom Tolbert, ARIZ vs. CAL, Mar. 11, 1988 (9-of-9)
- Gabe Pruitt, USC vs. CAL, Mar. 9, 2006 (9-of-9)
- Jordan McLaughlin, USC vs. UCLA, Mar. 9, 2016 (9-of-9)
- Obinna Oleka, ASU vs. STAN, Mar. 8, 2017 (9-of-9)
- Derrick White, COLO vs. ARIZ, Mar. 9, 2017 (9-of-9)
- Dylan Ennis, ORE vs. CAL, Mar. 10, 2017 (9-of-9)
- Noah Dickerson, WASH vs. OSU, March 7, 2018 (9-of-9)

REBOUNDS

- 20 Leon Powe, CAL vs. USC, Mar. 9, 2006
- 18 Ike Diogu, ASU vs. ORE, Mar. 13, 2003
- Deandre Ayton, ARIZ vs. USC, March 10, 2018
- 17 Gary Payton II, OSU vs. CAL, Mar. 10, 2016
- Trevor Wilson, UCLA vs. ARIZ, Mar. 11, 1990
- Thomas Welsh, UCLA vs. ARIZ, March 9, 2018
- 16 Richard Solomon, CAL vs. COLO, Mar. 13, 2014
- Alex Stepheson, USC vs. CAL, Mar. 10, 2011
- Taj Gibson, USC vs. CAL, Mar. 12, 2009
- Ryan Anderson, CAL vs. WASH, Mar. 12, 2008

ASSISTS

- 12 Isaiah Thomas, WASH vs. ORE, Mar. 11, 2011
- David Girley, ORE vs. WASH, Mar. 7, 1987
- Matt Othick, ARIZ vs. UCLA, Mar. 11, 1990
- 11 T.J. McConnell, ARIZ vs. UCLA, Mar. 13, 2015
- Abdul Gaddy, WASH vs. WSU, Mar. 13, 2013
- Isaiah Thomas, WASH vs. WSU, Mar. 10, 2011
- Brandon Granville, USC vs. STAN, Mar. 7, 2002
- McKinley Wright IV, COLO vs. ASU, March 7, 2018
- 10 Pooh Richardson, UCLA vs. WSU, Mar. 11, 1988
- Gary Payton, OSU vs. ARIZ, Mar. 12, 1988
- Reggie Moore, WSU vs. OSU, Mar. 7, 2012
- Tyrone Wallace, CAL vs. OSU, Mar. 10, 2016

STEALS

- 7 James Harden, ASU vs. USC, Mar. 13, 2008
- 6 Jared Cunningham, OSU vs. ARIZ, Mar. 10, 2011
- Malcolm Armstead, ORE vs. WASH, Mar. 11, 2011
- 5 13 times. Last, Jordan McLaughlin, USC vs. WASH, Mar. 8, 2017

BLOCKED SHOTS

- 6 Josh Huestis, STAN vs. ASU, Mar. 13, 2013
- Malik Dime, WASH vs. USC, Mar. 8, 2017
- 5 Ike Diogu, ASU vs. WASH, Mar. 10, 2005
- Jason Washburn, UTAH vs. COLO, Mar. 7, 2012
- Eric Moreland, OSU vs. COLO, Mar. 13, 2013
- Valentine Izundu, WSU vs. COLO, Mar. 9, 2016
- Jordan Bell, ORE vs. CAL, Mar. 10, 2017
- Kingsley Okoroh, CAL vs. STAN, March 7, 2018
- 4 18 times. Last, Jordan Bell, ORE vs. ARIZ, Mar. 11, 2016

POINTS

- 83 Reggie Miller, UCLA, 1987 (3 games)
- 80 Leon Powe, CAL, 2006 (3 games)
- 74 Joseph Young, ORE, 2015 (3 games)
Deandre Ayton, ARIZ, 2018 (3 games)
- 71 Sean Elliott, ARIZ, 1988 (3 games)
- 68 Luke Walton, ARIZ, 2002 (3 games)
- 67 Sean Elliott, ARIZ, 1989 (3 games)
Tyler Dorsey, ORE, 2017 (3 games)
- 66 Derrick Williams, ARIZ, 2011 (3 games)
Desmon Farmer, USC, 2003 (3 games)

FIELD GOALS

- 31 Deandre Ayton, ARIZ, 2018 (31-of-50, 3 games)
- 27 Joseph Young, ORE, 2015 (27-of-57, 3 games)
Reggie Miller, UCLA, 1987 (27-of-49, 3 games)
- 26 Luke Walton, ARIZ, 2002 (26-of-54, 3 games)
- 25 Earl Martin, OSU, 1988 (25-of-40, 3 games)
Leon Powe, CAL, 2006 (25-of-43, 3 games)
Brook Lopez, STAN, 2008 (25-of-60, 3 games)
Carlton Brown, COLO, 2012 (25-of-50, 4 games)

FIELD GOAL ATTEMPTS

- 60 Brook Lopez, STAN, 2008 (25-of-60, 3 games)
- 57 Joseph Young, ORE, 2015 (27-of-57, 3 games)
- 54 Luke Walton, ARIZ, 2002 (26-of-54, 3 games)
- 51 Anthony Taylor, ORE, 1987 (22-of-51, 3 games)
- 50 Carlton Brown, COLO, 2012 (25-of-50, 4 games)
Deandre Ayton, ARIZ, 2018 (31-of-50, 3 games)

FIELD GOAL PERCENTAGE (min. 15 made)

- .833 Ivan Rabb, CAL, 2016 (15-of-18, 2 games)
- .800 Isaac Hamilton, UCLA, 2015 (16-of-20, 2 games)
- .791 Isaac Austin, ASU, 1990 (19-of-24, 3 games)
- .767 Channing Frye, ARIZ, 2005 (23-of-30, 3 games)
- .762 Todd Anderson, WSU, 1988 (16-of-21, 2 games)
- .750 Bryce Taylor, ORE, 2007 (18-of-24, 3 games)

THREE-POINT FIELD GOALS

- 14 Chamberlain Oguchi, ORE, 2006 (14-of-38, 3 games)
- 13 Tajuan Porter, ORE, 2007 (13-of-21, 3 games)
Elijah Brown, ORE, 2018 (13-of-27, 3 games)
- 11 Alex Austin, ASU, 1990 (11-of-22, 3 games)
James Davis, ORE, 2003 (11-of-22, 3 games)
Salim Stoudamire, ARIZ, 2005 (11-of-23, 3 games)
Gabe Pruitt, USC, 2007 (11-of-22, 3 games)
Jonah Mathews, USC, 2018 (11-of-20, 3 games)

THREE-POINT FIELD GOAL ATTEMPTS

- 38 Chamberlain Oguchi, ORE, 2006 (14-of-28, 3 games)
- 29 Desmon Farmer, USC, 2003 (7-of-29, 3 games)
- 27 Elijah Brown, ORE, 2018 (13-of-27, 3 games)
- 24 Joseph Young, ORE, 2015 (9-of-24, 3 games)
- 23 Salim Stoudamire, ARIZ, 2005 (11-of-30, 3 games)
- 22 Alex Austin, ASU, 1990 (11-of-22, 3 games)
James Davis, ORE, 2003 (11-of-22, 3 games)
Luke Ridnour, ORE, 2003 (10-of-22, 3 games)
Gabe Pruitt, USC, 2007 (11-of-22, 3 games)

THREE-POINT FIELD GOAL PERCENTAGE (min. 5 made)

- 1.000 Delon Wright, UTAH, 2015 (5-of-5, 2 games)
- .833 Marcus Williams, ARIZ, 2006 (5-of-6, 2 games)
Stephen Thompson Jr., OSU, 2017 (5-of-6, 1 game)
- .800 Bryce Taylor, ORE, 2007 (8-of-10, 3 games)
- .778 Isaac Hamilton, UCLA, 2015 (7-of-9, 2 games)
- .750 Steve Kerr, ARIZ, 1988 (9-of-12, 3 games)

FREE THROWS

- 30 Leon Powe, CAL, 2006 (30-of-41, 3 games)
- 26 Sean Elliott, ARIZ, 1989 (26-of-27, 3 games)
- 25 Sean Elliott, ARIZ, 1988 (25-of-29, 3 games)
- 23 Reggie Miller, UCLA, 1987 (23-of-25, 3 games)
Desmon Farmer, USC, 2003 (23-of-29, 3 games)
Allonzo Trier, ARIZ, 2017 (23-of-28, 3 games)

FREE THROW ATTEMPTS

- 41 Leon Powe, CAL, 2006 (30-of-41, 3 games)
- 29 Sean Elliott, ARIZ, 1988 (25-of-29, 3 games)
Desmon Farmer, USC, 2003 (23-of-29, 3 games)
- 28 Jesse Perry, ARIZ, 2012 (22-of-28, 3 games)
Allonzo Trier, ARIZ, 2017 (23-of-28, 3 games)
- 27 Jared Cunningham, OSU, 2011 (18-of-27, 2 games)
Sean Elliott, ARIZ, 1989 (26-of-27, 3 games)
Adam Keefe, STAN, 1989 (18-of-27, 3 games)
Jason Gardner, ARIZ, 2002 (22-of-27, 3 games)

FREE THROW PERCENTAGE (min. 15 made)

- 1.000 Jerome Randle, CAL, 2010 (16-of-16, 3 games)
- .963 Sean Elliott, ARIZ, 1989 (26-of-27, 3 games)
- .938 Allonzo Trier, ARIZ, 2018 (15-of-16, 3 games)
- .920 Reggie Miller, UCLA, 1987 (23-of-25, 3 games)
- .889 David Bluthenthal, USC, 2002 (16-of-18, 3 games)
Anthony Goods, STAN, 2009 (16-of-18, 2 games)
Norman Powell, UCLA, 2014 (16-of-18, 3 games)

REBOUNDS

- 41 André Roberson, COLO, 2012 (4 games)
- 38 Deandre Ayton, ARIZ, 2018 (3 games)
- 37 Phil Zevenbergen, WASH, 1987 (3 games)
- 35 Ryan Anderson, CAL, 2007 (3 games)
- 34 Leon Powe, CAL, 2006 (3 games)
- 33 Brook Lopez, STAN, 2008 (3 games)
- 32 Taj Gibson, USC, 2009 (3 games)
- 31 Jesse Perry, ARIZ, 2012 (3 games)
Kyle Anderson, UCLA, 2014 (3 games)
Jordan Bell, ORE, 2017 (3 games)

ASSISTS

- 30 Isaiah Thomas, WASH, 2011, (3 games)
- 24 Gary Payton, OSU, 1988 (3 games)
- 24 Brandon Granville, USC, 2002 (3 games)
- 24 Luke Ridnour, ORE, 2003 (3 games)
- 23 T.J. McConnell, ARIZ, 2015 (3 games)
- 22 Pooh Richardson, UCLA, 1987 (3 games)
Jordan McLaughlin, USC, 2018 (3 games)
- 21 Matt Othick, ARIZ, 1990 (3 games)

STEALS

- 11 Malcolm Armstead, ORE, 2011 (3 games)
- 10 Jordan McLaughlin, USC, 2018 (3 games)
- 9 Gary Payton, OSU, 1988 (3 games)
Carlton Brown, COLO, 2012 (4 games)
- 8 Jared Cunningham, OSU, 2011 (2 games)
Elgin Cook, ORE, 2016 (3 games)
- 7 12 times. Last, Troy Brown Jr., ORE, 2018 (3 games)

BLOCKED SHOTS


- 9 Sean Rooks, ARIZ, 1990 (3 games)
Robin Lopez, STAN, 2008 (3 games)
Kingsley Okoroh, CAL, 2017 (3 games)
- 8 Ed Stokes, ARIZ, 1990 (3 games)
Chris Boucher, ORE, 2016 (3 games)
Jordan Bell, ORE, 2017 (3 games)
- 7 Anthony Cook, ARIZ, 1988 (3 games)
Taj Gibson, USC, 2008 (2 games)
André Roberson, COLO, 2012 (4 games)
Jordan Bell, ORE, 2016 (3 games)

PAC-12 TOURNAMENT CHAMPIONS

1987	UCLA	2010	WASHINGTON
1988	ARIZONA	2011	WASHINGTON
1989	ARIZONA	2012	COLORADO
1990	ARIZONA	2013	OREGON
2002	ARIZONA	2014	UCLA
2003	OREGON	2015	ARIZONA
2004	STANFORD	2016	OREGON
2005	WASHINGTON	2017	ARIZONA
2006	UCLA	2018	ARIZONA
2007	OREGON		
2008	UCLA		
2009	USC		

COACHING RECORDS (active coaches are bold)

COACH, TEAM	YRS	1st	2nd	W	L	PCT
Walt Hazzard, UCLA	2	1	0	3	1	.750
Sean Miller, ARIZ	9	3	3	17	6	.739
Lute Olson, ARIZ	10	4	1	16	6	.727
Dana Altman, ORE	8	2	2	15	6	.714
Tim Floyd, USC	4	1	1	6	3	.667
Bill Frieder, ASU	1	0	0	2	1	.667
Tad Boyle, COLO	7	1	0	11	6	.647
Steve Alford, UCLA	5	1	0	6	4	.600
Jim Harrick, UCLA	2	0	1	3	2	.600
Ben Howland, UCLA	10	2	1	11	8	.579
Lorenzo Romar, WASH	14	3	1	15	11	.577
Henry Bibby, USC	3	0	2	4	3	.571
Cuonzo Martin, CAL	3	0	0	4	3	.571
Ernie Kent, ORE/WSU	12	2	0	11	10	.524
Ben Braun, CAL	7	0	1	7	7	.500
Andy Enfield, USC	5	0	1	5	5	.500
Tony Bennett, WSU	3	0	0	3	3	.500
Ralph Miller, OSU	3	0	1	3	3	.500
Andy Russo, WASH	3	0	1	3	3	.500
Larry Krystkowiak, UTAH	7	0	1	6	7	.462
Mike Montgomery, STAN/CAL	13	1	2	10	12	.455
Johnny Dawkins, STAN	8	0	0	6	8	.429
Trent Johnson, STAN	4	0	1	3	4	.429
Kevin O'Neill, ARIZ/USC	3	0	0	2	3	.400
Kelvin Sampson, WSU	4	0	0	2	3	.400
Craig Robinson, OSU	6	0	0	3	6	.333
Lou Campanelli, CAL	4	0	0	2	4	.333
Jay John, OSU	4	0	0	2	4	.333
Don Monson, ORE	4	0	0	2	4	.333
George Raveling, USC	4	0	0	2	4	.333
Wayne Tinkle, OSU	4	0	0	2	4	.333
Jerod Haase, STAN	2	0	0	1	2	.333
Steve Lavin, UCLA	2	0	0	1	2	.333
Steve Patterson, ASU	2	0	0	1	2	.333
Herb Sendek, ASU	9	0	1	3	9	.250
Bobby Hurley, ASU	3	0	0	1	3	.250
Jim Anderson, OSU	1	0	0	0	1	.000
Bob Bender, WASH	1	0	0	0	1	.000
Bob Cantu, USC	1	0	0	0	1	.000
Mike Hopkins, WASH	1	0	0	0	1	.000
Wyking Jones, CAL	1	0	0	0	1	.000
Kevin Mouton, OSU	1	0	0	0	1	.000
Lynn Nance, WASH	1	0	0	0	1	.000
Russ Pennell, ARIZ	1	0	0	0	1	.000
Bob Schermerhorn, ASU	1	0	0	0	1	.000
Len Stevens, WSU	1	0	0	0	1	.000
Dick Bennett, WSU	3	0	0	0	3	.000
Rob Evans, ASU	4	0	0	0	4	.000
Ken Bone, WSU	5	0	0	0	5	.000



UCLA's Walt Hazzard receives the inaugural Pac-10 Tournament trophy from Pac-10 Commissioner Tom Hansen

COMPOSITE STANDINGS (ALL-TIME)

TEAM	W	L	PCT	Titles
Arizona	34	14	.708	7
Colorado	11	6	.647	1
Oregon	28	16	.636	4
UCLA	24	17	.585	4
Washington	18	17	.514	3
USC	18	18	.500	1
Utah	6	7	.462	
Stanford	17	20	.459	1
California	16	21	.432	
Oregon State	10	19	.345	
Arizona State	7	20	.259	
Washington State	5	19	.208	

COMPOSITE STANDINGS (SINCE 2002)

TEAM	W	L	PCT	Titles
Oregon	26	12	.684	4
Arizona	25	13	.658	4
Colorado	11	6	.647	1
UCLA	18	14	.563	3
Washington	15	13	.536	3
USC	16	14	.533	1
Utah	6	7	.462	
California	14	17	.452	
Stanford	13	16	.448	1
Oregon State	7	15	.318	
Arizona State	4	16	.200	
Washington State	3	15	.167	

TEAM vs. TEAM RESULTS

	vs. ARIZ	vs. ASU	vs. CAL	vs. COLO	vs. ORE	vs. OSU	vs. STAN	vs. UCLA	vs. USC	vs. UTAH	vs. WASH	vs. WSU	Total
ARIZ	-	1-1	4-0	5-1	2-3	6-0	4-1	5-5	5-0	1-0	0-3	1-0	34-14
ASU	1-1	-	0-0	0-1	0-3	1-2	2-3	0-3	0-4	0-0	2-3	1-0	7-20
CAL	0-4	0-0	-	0-2	2-3	5-1	1-2	3-3	2-3	1-2	1-1	1-0	16-21
COLO	1-5	1-0	2-0	-	1-1	2-0	0-0	0-0	1-0	1-0	0-0	2-0	11-6
ORE	3-2	3-0	3-2	1-1	-	1-0	0-2	3-2	3-2	4-0	4-2	3-3	28-16
OSU	0-6	2-1	1-5	0-2	0-1	-	1-1	1-1	0-1	0-0	3-1	2-0	10-19
STAN	1-4	3-2	2-1	0-0	2-0	1-1	-	1-3	1-3	0-1	2-5	4-0	17-20
UCLA	5-5	3-0	3-3	0-0	2-3	1-1	3-1	-	4-2	0-0	2-1	1-1	24-17
USC	0-5	4-0	3-2	0-1	2-3	1-0	3-1	2-4	-	0-2	1-0	2-0	18-18
UTAH	0-1	0-0	2-1	0-1	0-4	0-0	1-0	0-0	2-0	-	1-0	0-0	6-7
WASH	3-0	3-2	1-1	0-0	2-4	1-3	5-2	1-2	0-1	0-1	-	2-1	18-17
WSU	0-1	0-1	0-1	0-2	3-3	0-2	0-4	1-1	0-2	0-0	1-2	-	5-19

YEAR-BY-YEAR RECORDS (seed)

	ARIZ	ASU	CAL	COLO	ORE	OSU	STAN	UCLA	USC	UTAH	WASH	WSU
1987	0-1 (2)	1-1 (8)	1-1 (4)	N/A	2-1 (7)	0-1 (5)	0-1 (6)	3-0 (1)	0-1 (10)	N/A	2-1 (3)	0-1 (9)
1988	3-0 (1)	0-1 (7)	1-1 (9)	N/A	0-1 (5)	2-1 (2)	1-1 (4)	0-1 (3)	0-1 (8)	N/A	1-1 (10)	1-1 (6)
1989	3-0 (1)	0-1 (7)	0-1 (5)	N/A	0-1 (9)	1-1 (4)	2-1 (2)	1-1 (3)	1-1 (10)	N/A	0-1 (6)	1-1 (8)
1990	3-0 (2)	2-1 (8)	0-1 (3)	N/A	0-1 (5)	0-1 (1)	1-1 (6)	2-1 (4)	1-1 (7)	N/A	0-1 (9)	0-1 (10)
2002	3-0 (2)	0-1 (7)	1-1 (3)	N/A	1-1 (1)	-	0-1 (5)	0-1 (6)	2-1 (4)	N/A	0-1 (8)	-
2003	0-1 (1)	0-1 (4)	1-1 (3)	N/A	3-0 (5)	1-1 (6)	0-1 (2)	1-1 (8)	2-1 (7)	N/A	-	-
2004	1-1 (3)	-	0-1 (4)	N/A	1-1 (5)	-	3-0 (1)	0-1 (7)	0-1 (6)	N/A	2-1 (2)	0-1 (8)
2005	2-1 (1)	0-1 (7)	0-1 (8)	N/A	-	1-1 (5)	1-1 (3)	0-1 (4)	-	N/A	3-0 (2)	0-1 (6)
2006	1-1 (4)	0-1 (8)	2-1 (3)	N/A	2-1 (7)	1-1 (9)	0-1 (5)	3-0 (1)	0-1 (6)	N/A	0-1 (2)	0-1 (10)
2007	0-1 (5)	0-1 (10)	2-1 (8)	N/A	3-0 (4)	0-1 (9)	0-1 (6)	0-1 (1)	2-1 (3)	N/A	1-1 (7)	1-1 (2)
2008	1-1 (7)	0-1 (5)	1-1 (9)	N/A	0-1 (6)	0-1 (10)	2-1 (2)	3-0 (1)	1-1 (4)	N/A	0-1 (8)	1-1 (3)
2009	0-1 (5)	2-1 (4)	0-1 (3)	N/A	0-1 (10)	0-1 (8)	1-1 (9)	1-1 (2)	3-0 (6)	N/A	1-1 (1)	1-1 (7)
2010	0-1 (4)	0-1 (2)	2-1 (1)	N/A	1-1 (8)	0-1 (6)	1-1 (7)	1-1 (5)	-	N/A	3-0 (3)	0-1 (9)
2011	2-1 (1)	0-1 (10)	0-1 (5)	N/A	2-1 (7)	1-1 (9)	0-1 (8)	0-1 (2)	1-1 (4)	N/A	3-0 (3)	0-1 (6)
2012	2-1 (4)	0-1 (10)	1-1 (2)	4-0 (6)	0-1 (3)	2-1 (9)	1-1 (7)	1-1 (5)	0-1 (12)	0-1 (11)	0-1 (1)	0-1 (8)
2013	1-1 (4)	1-1 (9)	0-1 (2)	1-1 (5)	3-0 (3)	0-1 (12)	0-1 (8)	2-1 (1)	0-1 (7)	2-1 (10)	1-1 (6)	0-1 (11)
2014	2-1 (1)	0-1 (3)	0-1 (4)	2-1 (5)	1-1 (7)	0-1 (10)	2-1 (6)	3-0 (2)	0-1 (12)	1-1 (8)	0-1 (9)	0-1 (11)
2015	3-0 (1)	0-1 (5)	1-1 (8)	1-1 (10)	2-1 (2)	0-1 (7)	1-1 (6)	1-1 (4)	1-1 (12)	1-1 (3)	0-1 (11)	0-1 (9)
2016	1-1 (4)	0-1 (11)	1-1 (3)	1-1 (5)	3-0 (1)	1-1 (6)	0-1 (9)	0-1 (10)	1-1 (7)	2-1 (2)	1-1 (8)	0-1 (12)
2017	3-0 (2)	1-1 (8)	2-1 (5)	1-1 (7)	2-1 (1)	0-1 (12)	0-1 (9)	1-1 (3)	1-1 (6)	0-1 (4)	0-1 (11)	0-1 (10)
2018	3-0 (1)	0-1 (9)	0-1 (12)	1-1 (8)	2-1 (6)	1-1 (10)	1-1 (5)	1-1 (4)	2-1 (2)	0-1 (3)	0-1 (7)	0-1 (11)

ATTENDANCE

YEAR	SESSION 1	SESSION 2	SESSION 3	SESSION 4	SESSION 5	CHAMPIONSHIP	TOTAL
1987	4,851	8,918	5,424	9,352	-	9,117	37,663
1988	12,635	13,436	13,061	13,549	-	13,796	66,477
1989	4,830	7,195	9,001	10,565	-	10,403	41,994
1990	4,567	4,380	8,079	10,989	-	8,037	36,052
2002	12,096	17,839	18,887	-	-	18,997	67,819
2003	14,441	15,048	16,689	-	-	17,485	63,663
2004	13,270	14,689	15,754	-	-	16,413	60,126
2005	14,014	14,393	15,068	-	-	18,672	62,147
2006	7,936	15,144	15,321	17,856	-	18,544	74,801
2007	15,119	16,318	16,585	18,196	-	18,259	84,477
2008	11,642	17,194	16,442	18,997	-	17,534	81,809
2009	10,964	14,732	16,271	18,497	-	16,988	77,452
2010	6,090	12,125	12,255	15,971	-	15,851	62,292
2011	7,814	10,782	12,191	13,190	-	12,074	56,051
2012	5,973	6,747	8,780	9,317	11,615	11,197	53,629
2013	7,451	8,566	12,915	10,566	13,151	11,101	63,750
2014	8,734	9,047	12,916	12,916	12,916	12,916	69,445
2015	9,024	9,875	12,916	12,916	12,916	12,916	70,563
2016	12,916	12,916	12,916	12,916	12,916	12,916	77,496
2017	7,846	9,978	12,782	18,153	19,224	18,927	86,910
2018	8,619	10,458	15,182	13,194	16,596	16,501	80,550

SEED vs. SEED RESULTS

	vs. #1	vs. #2	vs. #3	vs. #4	vs. #5	vs. #6	vs. #7	vs. #8	vs. #9	vs. #10	vs. #11	vs. #12	Total
#1	-	7-3	2-3	10-2	5-0	0-0	0-0	11-3	6-1	0-0	0-0	0-0	41-12
#2	3-7	-	8-1	2-0	0-0	4-2	11-5	0-0	0-0	4-1	0-0	0-0	32-16
#3	3-2	1-8	-	0-1	0-0	15-6	4-1	0-0	0-0	1-0	0-0	0-0	24-18
#4	2-10	0-2	1-0	-	14-6	0-2	0-0	2-0	1-0	0-0	0-0	1-0	21-20
#5	0-5	0-0	0-0	6-14	-	0-0	1-0	1-0	0-0	0-0	0-0	6-1	14-20
#6	0-0	2-4	6-15	2-0	0-0	-	0-0	0-0	0-0	0-0	7-0	0-0	17-19
#7	0-0	5-11	1-4	0-0	0-1	0-0	-	0-0	0-0	11-5	0-0	0-0	17-21
#8	3-11	0-0	0-0	0-1	0-1	0-0	0-1	-	10-7	0-0	0-0	0-0	13-21
#9	1-6	0-0	0-0	0-1	0-0	0-0	0-0	7-10	-	0-0	0-0	0-0	8-17
#10	0-0	1-4	0-1	0-0	0-0	0-0	5-11	0-0	0-0	-	0-0	0-0	6-16
#11	0-0	0-0	0-0	0-0	0-0	0-7	0-0	0-0	0-0	0-0	-	0-0	0-7
#12	0-0	0-0	0-0	0-1	1-6	0-0	0-0	0-0	0-0	0-0	0-0	-	1-7

RECORD BY SEED

YEAR	#1	#2	#3	#4	#5	#6	#7	#8	#9	#10	#11	#12
1987	3-0	0-1	2-1	1-1	0-1	0-1	2-1	1-1	0-1	0-1	N/A	N/A
Upsets: (7) Oregon 72, (2) Arizona 63												
1988	3-0	2-1	0-1	1-1	0-1	1-1	0-1	0-1	1-1	1-1	N/A	N/A
Upsets: (9) California 75, (8) USC 59; (10) Washington 96, (7) Arizona State 82; (6) Washington State 73, (3) UCLA 71												
1989	3-0	2-1	1-1	1-1	0-1	0-1	0-1	1-1	0-1	1-1	N/A	N/A
Upsets: (10) USC 94, (7) Arizona State 82												
1990	0-1	3-0	0-1	2-1	0-1	1-1	1-1	2-1	0-1	0-1	N/A	N/A
Upsets: (8) Arizona State 83, (1) Oregon State 75; (6) Stanford 77, (3) California 61												
2002	1-1	3-0	1-1	2-1	0-1	0-1	0-1	0-1	-	-	N/A	N/A
Upsets: (4) USC 89, (1) Oregon 78												
2003	0-1	0-1	1-1	0-1	3-0	0-1	2-1	1-1	-	-	N/A	N/A
Upsets: (8) UCLA 96, (1) Arizona 89 OT; (7) USC 79, (2) Stanford 74; (5) Oregon 83, (4) Arizona State 82; (7) USC 79, (3) California 62												
2004	3-0	2-1	1-1	0-1	1-1	0-1	0-1	0-1	-	-	N/A	N/A
Upsets: (5) Oregon 87, (4) California 82												
2005	2-1	3-0	1-1	0-1	1-1	0-1	0-1	0-1	-	-	N/A	N/A
Upsets: (5) Oregon State 79, (4) UCLA 72; (2) Washington 81, (1) Arizona 72												
2006	3-0	0-1	2-1	1-1	0-1	0-1	2-1	0-1	1-1	0-1	N/A	N/A
Upsets: (9) Oregon State 71, (8) Arizona State 68; (7) Oregon 84, (2) Washington 73												
2007	0-1	1-1	2-1	3-0	0-1	0-1	1-1	2-1	0-1	0-1	N/A	N/A
Upsets: (8) California 76, (1) UCLA 69 OT; (3) USC 70, (2) Washington State 61; (4) Oregon 81, (3) USC 57												
2008	3-0	2-1	1-1	1-1	0-1	0-1	1-1	0-1	1-1	0-1	N/A	N/A
Upsets: (9) California 84, (8) Washington 81												
2009	1-1	1-1	0-1	2-1	0-1	3-0	1-1	0-1	1-1	0-1	N/A	N/A
Upsets: (9) Stanford 62, (8) Oregon State 54; (6) USC 79, (3) California 75; (4) Arizona State 75, (1) Washington 65; (6) USC 65, (2) UCLA 55, (6) USC 66, (4) Arizona State 63												
2010	2-1	0-1	3-0	0-1	1-1	0-1	1-1	1-1	0-1	-	N/A	N/A
Upsets: (5) UCLA 75, (4) Arizona 69; (7) Stanford 70, (2) Arizona State 61; (3) Washington 79, (1) California 75												
2011	2-1	0-1	3-0	1-1	0-1	0-1	2-1	0-1	1-1	0-1	N/A	N/A
Upsets: (9) Oregon State 69, (8) Stanford 67; (7) Oregon 76, (2) UCLA 59; (3) Washington 77, (1) Arizona 75 (OT)												
2012	0-1	1-1	0-1	2-1	1-1	4-0	1-1	0-1	2-1	0-1	0-1	0-1
Upsets: (9) Oregon State 69, (8) Washington State 64; (9) Oregon State 86, (1) Washington 84; (6) Colorado 63, (3) Oregon 62; (6) Colorado 70, (2) California 59; (6) Colorado 53, (4) Arizona 51												
2013	2-1	0-1	3-0	1-1	1-1	1-1	0-1	0-1	1-1	2-1	0-1	0-1
Upsets: (9) Oregon State 89, (8) Stanford 88 (OT); (10) Utah 69, (7) USC 66; (10) Utah 79, (2) California 69; (3) Oregon 78, (1) UCLA 69												
2014	2-1	3-0	0-1	0-1	2-1	2-1	1-1	1-1	0-1	0-1	0-1	0-1
Upsets: (5) Colorado 59, (4) California 56; (6) Stanford 79, (3) Arizona State 58; (2) UCLA 75, (1) Arizona 71												
2015	3-0	2-1	1-1	1-1	0-1	1-1	0-1	1-1	0-1	1-1	0-1	1-1
Upsets: (12) USC 67, (5) Arizona State 64; (10) Colorado 78, (7) Oregon State 71												
2016	3-0	2-1	1-1	1-1	1-1	1-1	1-1	1-1	0-1	0-1	0-1	0-1
Upsets: NONE												
2017	2-1	3-0	1-1	0-1	2-1	1-1	1-1	1-1	0-1	0-1	0-1	0-1
Upsets: (5) California 78, (4) Utah 75; (2) Arizona 83, (1) Oregon 80												
2018	3-0	2-1	0-1	1-1	1-1	2-1	0-1	1-1	0-1	1-1	0-1	0-1
Upsets: (10) Oregon State 69, (7) Washington 66 (OT); (6) Oregon 68, (3) Utah 66												
Totals	41-12	32-16	24-18	21-20	14-20	17-19	17-21	13-21	8-17	6-16	0-7	1-7

PAC-12 ALL-TOURNAMENT TEAMS

1987

Reggie Miller, UCLA
Pooh Richardson, UCLA
Anthony Taylor, Oregon
Chris Welp, Washington
Phil Zevenbergen, Washington

1988

Sean Elliott, Arizona
Anthony Cook, Arizona
Steve Kerr, Arizona
Todd Lichti, Stanford
Gary Payton, Oregon State

1989

Jud Buechler, Arizona
Sean Elliott, Arizona
Anthony Cook, Arizona
Todd Lichti, Stanford
Gary Payton, Oregon State

1990

Jud Buechler, Arizona
Matt Muehlebach, Arizona
Adam Keefe, Stanford
Alex Austin, Arizona State
Trevor Wilson, UCLA

2002

Sam Clancy, USC
Brandon Granville, USC
Jason Gardner, Arizona
Salim Stoudamire, Arizona
Luke Walton, Arizona

2003

James Davis, Oregon
Desmon Farmer, USC
Luke Jackson, Oregon
Rory O'Neil, USC
Luke Ridnour, Oregon
Ray Young, UCLA

2004

Hassan Adams, Arizona
Josh Childress, Stanford
Luke Jackson, Oregon
Andre Joseph, Oregon
Matt Lottich, Stanford
Nate Robinson, Washington

2005

Channing Frye, Arizona
Matt Haryasz, Stanford
Chris Hernandez, Stanford
Nate Robinson, Washington
Tre Simmons, Washington
Salim Stoudamire, Arizona

2006

Arron Afflalo, UCLA
Jordan Farmar, UCLA
Chamberlain Oguchi, Oregon
Leon Powe, California
Brandon Roy, Washington
Ayinde Ubaka, California

2007

Ryan Anderson, California
Taj Gibson, USC
Gabe Pruitt, USC
Aaron Brooks, Oregon
Bryce Taylor, Oregon
Tajuan Porter, Oregon

2008

Darren Collison, UCLA
Brook Lopez, Stanford
Kevin Love, UCLA
O.J. Mayo, USC
Kyle Weaver, Washington State
Russell Westbrook, UCLA

2009

DeMar DeRozan, USC
Taj Gibson, USC
Derek Glasser, Arizona State
Daniel Hackett, USC
James Harden, Arizona State
Jeff Pendergraph, Arizona State

2010

Jamal Boykin, California
Quincy Pondexter, Washington
Jerome Randle, California
Theo Robertson, California
Michael Roll, UCLA
Isaiah Thomas, Washington

2011

Jared Cunningham, Oregon State
Terrence Ross, Washington
E.J. Singler, Oregon
Isaiah Thomas, Washington
Klay Thompson, Washington State
Derrick Williams, Arizona

2012

Carlton Brown, Colorado
Jared Cunningham, Oregon State
Kyle Fogg, Arizona
Solomon Hill, Arizona
Jesse Perry, Arizona
Andre Roberson, Colorado

2013

Jordan Adams, Fr., UCLA
Jahii Carson, Fr., Arizona State
Dameyan Dotson, Fr., Oregon
Larry Drew II, Sr., UCLA
Arsalan Kazemi, Sr., Oregon
Johnathan Loyd, Jr., Oregon

2014

Kyle Anderson, So., UCLA
Askia Booker, Jr., Colorado
Aaron Gordon, Fr., Arizona
Nick Johnson, Jr., Arizona
Chasson Randle, Jr., Stanford
Joseph Young, Jr., Oregon

2015

Brandon Ashley, Jr., Arizona
Rondae Hollis-Jefferson, So., Arizona
Stanley Johnson, Fr., Arizona
T.J. McConnell, Sr., Arizona
Delon Wright, Sr., Utah
Joseph Young, Sr., Oregon

2016

Ivan Rabb, Fr., California
Jakob Poeltl, So., Utah
Chris Boucher, Jr., Oregon
Dillon Brooks, So., Oregon
Tyler Dorsey, Fr., Oregon
Elgin Cook, Sr., Oregon

2017

Torian Graham, Sr., Arizona State
Derrick White, Sr., Colorado
Dillon Brooks, Jr., Oregon
Tyler Dorsey, So., Oregon
Lauri Markkanen, Fr., Arizona
Allonzo Trier, So., Arizona

2018

Deandre Ayton, Fr., Arizona
Aaron Holiday, Jr., UCLA
Jonah Mathews, So., USC
Jordan McLaughlin, Sr., USC
Dusan Ristic, Sr., Arizona
Thomas Welsh, Sr., UCLA

MOST OUTSTANDING PLAYER

1987 Reggie Miller, UCLA (Sr.)
1988 Sean Elliott, ARIZ* (Jr.)
1989 Sean Elliott, ARIZ* (Sr.)
1990 Jud Buechler, ARIZ (Sr.)/
Matt Muehlebach, ARIZ (Sr.)
2002 Luke Walton, ARIZ (Jr.)
2003 Luke Ridnour, ORE* (Jr.)
2004 Josh Childress, STAN* (Jr.)
2005 Salim Stoudamire, ARIZ (Sr.)
2006 Leon Powe, CAL (So.)
2007 Tajuan Porter, ORE (Fr.)
2008 Darren Collison, UCLA (Jr.)
2009 DeMar DeRozan, USC (Fr.)
2010 Isaiah Thomas, WASH (So.)
2011 Isaiah Thomas, WASH (Jr.)
2012 Carlton Brown, COLO (Sr.)
2013 Johnathan Loyd, ORE (Jr.)
2014 Kyle Anderson, UCLA (So.)
2015 Brandon Ashley, ARIZ (Jr.)
2016 Elgin Cook, ORE (Sr.)
2017 Allonzo Trier, ARIZ (So.)
2018 Deandre Ayton, ARIZ* (Fr.)

* - Also named Pac-12 Player of the Year the same season.

PAC-12 HALL OF HONOR

The Pac-12 Conference established the Pac-12 Hall of Honor in 2002. From 2002-17, the Pac-12 celebrated its men's basketball legends by inducting an annual class of standout coaches and student-athletes into the Pac-12 Hall of Honor. Starting in 2018, the Hall of Honor pivoted to feature legendary figures from an array of sports to be inclusive of the broad-based athletics success celebrated in the Conference of Champions.

2002 (Inaugural class)

Sean Elliott, Arizona
Byron Scott, Arizona State
Pete Newell, California
John Dick, Oregon
Gary Payton, Oregon State
Hank Luisetti, Stanford
John Wooden, UCLA
Bill Sharman, USC
Bob Houbregs, Washington
Craig Ehlo, Washington State

2003

Steve Kerr, Arizona
Ned Wulk, Arizona State
Kevin Johnson, California
Howard Hobson, Oregon
Amory "Slats" Gill, Oregon State
Todd Lichti, Stanford
Kareem Abdul-Jabbar, UCLA
Fred "Tex" Winter, USC
Marv Harshman, Washington
Jack Friel, Washington State

2004

Khalid Reeves, Arizona
Lafayette "Fat" Lever, Arizona State
Jason Kidd, California
Ron Lee, Oregon
Mel Counts, Oregon State
Howard "Howie" Dallmar, Stanford
Walt Hazzard, UCLA
Bob Boyd, USC
James Edwards, Washington
George Raveling, Washington State

2005

Pete Williams, Arizona
Joe Caldwell, Arizona State
Darrall Imhoff, California
Blair Rasmussen, Oregon
Ed Lewis, Oregon State
Rich Kelley, Stanford
Gail Goodrich, UCLA
John Rudometkin, USC
Jack Nichols, Washington
Gene Conley, Washington State

2006

Damon Stoudamire, Arizona
Lionel Hollins, Arizona State
Andy Wolfe, California
Jim Loscutoff, Oregon
Ralph Miller, Oregon State
Adam Keefe, Stanford
Don Barksdale, UCLA
Dennis "Mo" Layton, USC
Steve Hawes, Washington
James Donaldson, Washington State

2007

Chris Mills, Arizona
Eddie House, Arizona State
Russ Critchfield, California
Dick Harter, Oregon
Steve Johnson, Oregon State
George Yardley, Stanford
Jamaal (Keith) Wilkes, UCLA
Ron Reilly, USC
Christian Welp, Washington
Vince Hanson, Washington State

2008

Miles Simon, Arizona
Alton Lister, Arizona State
Charles Johnson, California
Terrell Brandon, Oregon
Ephraim J. Rocha, Oregon State
Tom Dose, Stanford
Marques Johnson, UCLA
Paul Westphal, USC
Louie Nelson, Washington
Mark Hendrickson, Washington State

2009

Lute Olson, Arizona
Royce Youree, Arizona State
Nibs Price, California
Greg Ballard, Oregon
Paul Valenti, Oregon State
Jim Pollard, Stanford
Michael Warren, UCLA
Gus Williams, USC
Detlef Schrempf, Washington
Isaac Fontaine, Washington State

2010

Mike Bibby, Arizona
Jeremy Veal, Arizona State
Earl Robinson, California
Kenya Wilkins, Oregon
Dave Gambee, Oregon State
John Arrillaga, Stanford
Reggie Miller, UCLA
John Block, USC
Eldridge Recasner, Washington
Paul Lindemann, Washington State

2011

Michael Dickerson, Arizona
Isaac Austin, Arizona State
Bob McKeen, California
Charlie Warren, Oregon
Charlie White, Oregon State
Brevin Knight, Stanford
Don MacLean, UCLA
Harold Miner, USC
Todd MacCulloch, Washington
Ray Sundquist, Washington State

2012

Richard Jefferson, Arizona
Kurt Nimphius, Arizona State
Lamond Murray, California
Burdette Haldorson, Colorado
Jim Barnett, Oregon
A.C. Green, Oregon State
George Selleck, Stanford
Ed O'Bannon, UCLA
Sam Barry, USC
Arnie Ferrin, Utah
George Irvine, Washington
Steve Puidokas, Washington State

2013

Jason Gardner, Arizona
Dennis Hamilton, Arizona State
Shareef Abdur-Rahim, California
Cliff Meely, Colorado
Chuck Rask, Oregon
Charlie Sitton, Oregon State
Ron Tomsic, Stanford
Lucius Allen, UCLA
Forrest Twogood, USC
Keith Van Horn, Utah
Nate Robinson, Washington
James McKean, Washington State

2014

Luke Walton, Arizona
Verl Heap, Arizona State
David Butler, California
Ken Charlton, Colorado
Frederick Jones, Oregon
Lee Harman, Oregon State
Mark Madsen, Stanford
Tyus Edney, UCLA
Wayne Carlander, USC
Billy McGill, Utah
Brandon Roy, Washington
Ed Gayda, Washington State

2015

Fred Snowden, Arizona
Ron Riley, Arizona State
Sean Lampley, California
Jim Davis, Colorado
Anthony Taylor, Oregon
Jim Jarvis, Oregon State
Casey Jacobsen, Stanford
Dave Meyers, UCLA
Alex Hannum, USC
Danny Vranes, Utah
Jon Brockman, Washington
Bennie Seltzer, Washington State

2016

Salim Stoudamire, Arizona
Art Becker, Arizona State
Brian Hendrick, California
Scott Wedman, Colorado
Luke Ridnour, Oregon
Jim Anderson, Oregon State
Kim Belton, Stanford
Keith Erickson, UCLA
Sam Clancy, USC
Vern Gardner, Utah
Isaiah Thomas, Washington
Keith Morrison, Washington State

2017

Bob Elliott, Arizona
Tarence Wheeler, Arizona State
Jerome Randle, California
Chauncey Billups, Colorado
Stu Jackson, Oregon
Ray Blume, Oregon State
Mike Montgomery, Stanford
David Greenwood, UCLA
Ralph Vaughn, USC
Andre Miller, Utah
Quincy Pondexter, Washington
Carlos Daniel, Washington State

2018

Michael Wright, Arizona
Linda Vollstedt, Arizona State
Matt Biondi, California
Bill Toomey, Colorado
Andrew Wheatling, Oregon
Carol Menken-Schaudt, Oregon State
Kerri Walsh Jennings, Stanford
Rafer Johnson, UCLA
Cheryl Miller, USC
Missy Marlowe, Utah
Sonny Sixkiller, Washington
Laura Lavine, Washington State



▶ Pete Newell and his California Golden Bears celebrate the 1959 NCAA title.

▶ Oregon's "Tall Firs" won the first NCAA title in 1939.



▶ Lute Olson and the Arizona Wildcats captured the 1997 NCAA title.

▶ The 1963-64 UCLA Bruins, the first of the school's 11 NCAA Championship squads.



HISTORY & RECORDS

2011-12 (Pac-12)

	W	L	PCT	ALL
1. WASH (NIT)	14	4	.778	24-11
2. CAL (NCAA)	13	5	.722	24-10
3. ORE (NIT)	13	5	.722	24-10
4. ARIZ (NIT)	12	6	.667	23-12
5. COLO* (NCAA)	11	7	.611	24-12
6. UCLA	11	7	.611	19-14
7. STAN (NIT)	10	8	.556	26-11
8. OSU (CBI)	7	11	.389	21-15
9. WSU (CBI)	7	11	.389	19-18
10. ASU	6	12	.333	10-21
11. UTAH	3	15	.167	6-25
12. USC	1	17	.056	6-26

* - Pac-12 Tournament Champion

2012-13 (Pac-12)

	W	L	PCT	ALL
1. UCLA (NCAA)	13	5	.722	25-10
2. ARIZ (NCAA)	12	6	.667	27-8
3. ORE* (NCAA)	12	6	.667	28-9
4. CAL (NCAA)	12	6	.667	21-12
5. COLO (NCAA)	10	8	.556	21-12
6. ASU (NIT)	9	9	.500	22-13
7. STAN (NIT)	9	9	.500	19-15
8. WASH (NIT)	9	9	.500	18-16
9. USC	9	9	.500	14-18
10. UTAH	5	13	.278	15-18
11. OSU	4	14	.222	14-18
12. WSU	4	14	.222	13-19

* - Pac-12 Tournament Champion

2013-14 (Pac-12)

	W	L	PCT	ALL
1. ARIZ (NCAA)	15	3	.833	33-5
2. UCLA* (NCAA)	12	6	.667	28-9
3. ORE (NCAA)	10	8	.556	24-10
4. COLO (NCAA)	10	8	.556	23-12
5. STAN (NCAA)	10	8	.556	23-13
6. ASU (NCAA)	10	8	.556	21-12
7. CAL (NIT)	10	8	.556	21-14
8. UTAH (NIT)	9	9	.500	21-12
9. WASH	9	9	.500	17-15
10. OSU (CBI)	8	10	.444	16-16
11. WSU	3	15	.167	10-21
12. USC	2	16	.111	11-21

* - Pac-12 Tournament Champion

2014-15 (Pac-12)

	W	L	PCT	ALL
1. ARIZ* (NCAA)	16	2	.889	34-4
2. UTAH (NCAA)	13	5	.722	26-9
3. ORE (NCAA)	13	5	.722	26-10
4. UCLA (NCAA)	11	7	.611	22-14
5. STAN (NIT)	9	9	.500	24-13
6. ASU (NIT)	9	9	.500	18-16
7. OSU	8	10	.444	17-14
8. CAL	7	11	.389	18-15
9. COLO (CBI)	7	11	.389	16-18
10. WSU	7	11	.389	13-18
11. WASH	5	13	.278	16-15
12. USC	3	15	.167	12-20

* - Pac-12 Tournament Champion

2015-16 (Pac-12)

	W	L	PCT	ALL
1. ORE* (NCAA)	14	4	.778	31-7
2. UTAH (NCAA)	13	5	.722	27-9
3. ARIZ (NCAA)	12	6	.667	25-9
4. CAL (NCAA)	12	6	.667	23-11
5. COLO (NCAA)	10	8	.556	22-12
6. USC (NCAA)	9	9	.500	21-13
7. OSU (NCAA)	9	9	.500	19-13
8. WASH (NIT)	9	9	.500	19-15
9. STAN	8	10	.444	15-15
10. UCLA	6	12	.333	15-17
11. ASU	5	13	.278	15-17
12. WSU	1	17	.056	9-22

* - Pac-12 Tournament Champion

2016-17 (Pac-12)

	W	L	PCT	ALL
1. ORE (NCAA)	16	2	.889	33-6
2. ARIZ* (NCAA)	16	2	.889	32-5
3. UCLA (NCAA)	15	3	.833	31-5
4. UTAH (NIT)	11	7	.611	20-12
5. CAL (NIT)	10	8	.556	21-13
6. USC (NCAA)	10	8	.556	26-10
7. COLO (NIT)	8	10	.444	19-15
8. ASU	7	11	.389	15-18
9. STAN	6	12	.333	14-17
10. WSU	6	12	.333	13-18
11. WASH	2	16	.111	9-22
12. OSU	1	17	.056	5-27

* - Pac-12 Tournament Champion

2017-18 (Pac-12)

	W	L	PCT	ALL
1. ARIZ* (NCAA)	14	4	.778	27-8
2. USC (NIT)	12	6	.667	24-12
3. UTAH (NIT)	11	7	.611	23-12
4. UCLA (NCAA)	11	7	.611	21-12
5. STAN (NIT)	11	7	.611	19-16
6. ORE (NIT)	10	8	.556	23-13
7. WASH (NIT)	10	8	.556	21-13
8. COLO	8	10	.444	17-15
9. ASU (NCAA)	8	10	.444	20-12
10. OSU	7	11	.389	16-16
11. WSU	4	14	.222	12-19
12. CAL	2	16	.111	8-24

* - Pac-12 Tournament Champion

PAC-12 OVERTIME GAMES
(1979-2011 = 90-game sched.)
(2012-current = 108-game sched.)

No.	Year
13	1986, 2014
10	1984, '88, '00
8	1983, '95, '06, '07, '08, '09
7	1981, '82, '85, '99, '01, '04, '05, '13, '16, '18
6	1998, '15
5	1987, '91, '97, '03, '10
4	1992, '94, '96, '02
3	1979, '80, '12, '17
2	1989, '90
1	1993

Excludes Pac-12 Tournament

PAC-12 OVERTIME CONFERENCE GAMES
BY SCHOOL:

	1979-2011	2012-
1. COLO.....	-.....	11
ASU.....	42.....	11
3. WSU.....	45.....	9
4. UTAH.....	-.....	9
5. ARIZ.....	29.....	7
OSU.....	34.....	7
UCLA.....	44.....	7
USC.....	44.....	7
WASH.....	35.....	7
10. ORE.....	37.....	6
STAN.....	30.....	6
12. CAL.....	44.....	4

Excludes Pac-12 Tournament

BEST PAC-12 START BEFORE FIRST CONFERENCE LOSS:
(Since 1979)

ARIZ	16-0 (1998)
ASU	6-0 (1980)
CAL	7-0 (2003)
COLO	3-0 (2012, '14)
ORE	8-0 (2017)
OSU	17-0 (1981)
STAN	17-0 (2004)
UCLA	9-0 (1983)
USC	5-0 (2000, '02)
UTAH	4-0 (2015)
WASH	6-0 (1982, '84)
WSU	7-0 (1983)

BEST START BEFORE FIRST LOSS (all games):

ARIZ	21 (2014)
ASU	12 (2018)
CAL	14 (1926)
COLO	7 (1913, '83)
ORE	14 (1938)
OSU	26 (1981)
STAN	26 (2004)
UCLA	30 (1964, '67, '72, '73)
USC	17 (1910)
UTAH	18 (1998)
WASH	18 (1929)
WSU	17 (1915)

CONFERENCE, ALL-TIME (Since 1916)

	YEARS	TITLES	W	L	PCT
1. Arizona	40	16 (3)	495	225	.688
2. UCLA	91	31 (2)	921	478	.658
3. Washington	102	11 (3)	883	778	.532
4. Utah	7	0	65	61	.516
5. Colorado	7	0	64	62	.508
6. California	101	15 (4)	751	729	.507
7. USC	96	7 (1)	712	717	.498
8. Stanford	98	11 (4)	716	734	.494
9. Oregon State	97	12 (4)	770	824	.483
10. Oregon	95	6 (2)	734	835	.468
11. Arizona State	40	0	319	401	.443
12. Washington State	96	2	635	937	.404
13. Idaho	40	2	195	369	.346
14. Montana	8	0	15	58	.205

CONFERENCE, 1979-2011 (Pac-10 years)

	YEARS	TITLES	W	L	PCT
1. UCLA	33	10	410	186	.688
2. Arizona	33	12 (2)	398	196	.668
3. Stanford	33	4 (1)	320	274	.537
4. Washington	33	3 (2)	284	310	.477
5. California	33	1	282	312	.473
6. USC	33	1 (1)	274	320	.460
7. Arizona State	33	0	265	329	.445
8. Oregon State	33	5 (2)	265	329	.445
9. Oregon	33	1	246	348	.413
10. Washington State	33	0	226	368	.379

CONFERENCE, 2012- (Pac-12 Years)

	YEARS	TITLES	W	L	PCT
1. Arizona	7	4 (1)	97	29	.770
2. Oregon	7	2 (1)	88	38	.698
3. UCLA	7	1	79	47	.627
4. California	7		66	60	.524
5. Utah	7		65	61	.516
6. Colorado	7		64	62	.508
7. Stanford	7		63	63	.500
8. Washington	7	1	58	68	.460
9. Arizona State	7		54	72	.429
10. USC	7		46	80	.365
11. Oregon State	7		44	82	.349
12. Washington State	7		32	94	.254

CONFERENCE, PAST 10 YEARS (2008-2017)

	YEARS	TITLES	W	L	PCT
1. Arizona	10	5 (1)	130	50	.722
2. UCLA	10	1	113	67	.628
3. Oregon	10	2 (1)	104	76	.578
4. California	10	1	100	80	.556
5. Utah	7		65	61	.516
6. Colorado	7		64	62	.508
7. Washington	10	2	89	91	.494
8. Stanford	10		83	97	.461
9. Arizona State	10		81	99	.450
10. USC	10		73	107	.406
11. Oregon State	10		64	116	.356
12. Washington State	10		55	125	.306

() Indicates number of shared titles and is included in team total

ALL GAMES, ALL-TIME

	YEARS	W	L	PCT
1. UCLA	99	1870	836	.691
2. Arizona	113	1796	931	.659
3. Utah	110	1802	990	.645
4. Washington	116	1765	1175	.600
5. California	109	1580	1184	.572
6. USC	112	1587	1190	.571
7. Stanford	103	1517	1144	.570
8. Oregon State	117	1727	1337	.564
9. Oregon	113	1644	1349	.549
10. Arizona State	106	1363	1219	.528
11. Colorado	115	1294	1199	.519
12. Washington State	117	1584	1504	.513

(Totals based on the 2017-18 NCAA Records Book)

Cumulative home court records in Pac-12 play:

1979	61-29
1980	53-37
1981	49-41
1982	57-33
1983	58-32
1984	59-31
1985	52-38
1986	59-31
1987	58-32
1988	52-38
1989	53-37
1990	57-33
1991	64-26
1992	56-34
1993	55-35
1994	55-35
1995	51-39
1996	54-36
1997	63-27
1998	54-36
1999	62-28
2000	50-40
2001	51-39
2002	55-35
2003	54-36
2004	55-35
2005	56-34
2006	51-39
2007	55-35
2008	48-42
2009	57-31
2010	56-34
2011	58-32
2012	72-36
2013	65-25
2014	72-36
2015	73-35
2016	77-31
2017	67-41
2018	71-37

Cumulative non-conference record (includes postseason):

1978-79	64-35
1979-80	69-32
1980-81	66-26
1981-82	62-37
1982-83	69-44
1983-84	65-46
1984-85	79-42
1985-86	63-50
1986-87	63-41
1987-88	61-47
1988-89	71-37
1989-90	70-33
1990-91	90-30
1991-92	88-36
1992-93	71-39
1993-94	71-38
1994-95	83-30
1995-96	77-39
1996-97	85-34
1997-98	89-35
1998-99	89-30
1999-2000	91-41
2000-01	95-37
2001-02	82-38
2002-03	73-35
2003-04	62-36
2004-05	84-31
2005-06	82-36
2006-07	103-31
2007-08	107-34
2008-09	105-37
2009-10	80-48
2010-11	97-47
2011-12	105-64
2012-13	105-41
2013-14	129-41
2014-15	123-47
2015-16	122-41
2016-17	119-49
2017-18	123-64

PAC-12 YEARLY CONFERENCE FINISHES

	ARIZ	ASU	CAL	IDA	MON	ORE	OSU	STAN	UCLA	USC	WASH	WSU	CHAMPION
1915-16	—	—	1t	—	—	—	1t	—	—	—	3	—	California/OSU
1916-17	—	—	2	—	—	6	4	5	—	—	3	1	Washington State
1917-18	—	—	—	—	—	—	—	—	—	—	—	—	—
1918-19	—	—	3	—	—	1	5	6	—	—	4	2	Oregon
1919-20	—	—	2	—	—	6	4	1	—	—	5	3	Stanford
1920-21	—	—	1t	—	—	4	6	1t	—	—	3	5	Stanford/California
1921-22	—	—	3	1	—	8	2	5	—	7	4	6	Idaho
1922-23	—	—	1tS*	1tN*	—	5N	3tN	1tS	—	3	1tN	3tN	Idaho
1923-24	—	—	1S	4N	6N	3N	2N	3S	—	2S	1N	5N	California
1924-25	—	—	1S	3tN	5N	1tN	1tN*	2S	—	—	3tN	6N	California
1925-26	—	—	1S	3N	5N	1N	2N	2S	—	3S	4N	6N	California
1926-27	—	—	1S	2tN	6N	1N	4N	2S	—	3S	2tN	5N	California
1927-28	—	—	1tS	3tN	3tN	2N	3tN	4S	3S	1tS*	1N	6N	USC
1928-29	—	—	1S	2N	6N	5N	4N	2S	4S	3S	1N	3N	California
1929-30	—	—	2S	5N	—	3N	4N	4S	3S	1S	1N	2N	USC
1930-31	—	—	1S	5N	—	4N	3N	4S	3S	2S	1N	2N	Washington
1931-32	—	—	1tS*	5N	—	4N	3N	4S	3S	1tS	1N	2N	California
1932-33	—	—	2S	3tN	—	5N	1N	3S	4S	1S	2N	3tN	Oregon State
1933-34	—	—	2S	5N	—	2N	3N	3S	4S	1S	1N	4N	Washington
1934-35	—	—	2S	5N	—	3N	1N	3tS	3tS	1S	2N	4N	USC
1935-36	—	—	3S	5N	—	4N	2N	1tS*	4S	1tS	1N	3N	Stanford
1936-37	—	—	3S	5N	—	1tN	4N	1S	4S	2S	1tN	1tN	Stanford
1937-38	—	—	2S	3tN	6N	1N	5N	1S	4S	3S	2N	3tN	Stanford
1938-39	—	—	1tS*	5N	—	1N	4N	3S	4S	1tS	2N	3N	Oregon
1939-40	—	—	3S	5N	—	2N	1N	2S	4S	1S	4N	3N	USC
1940-41	—	—	2tS	5N	—	3tN	2N	1S	4S	2tS	3tN	1N	Washington State
1941-42	—	—	3S	5N	—	4N	1N	1S	4S	2S	2N	3N	Stanford
1942-43	—	—	4S	5N	—	2N	4N	2tS	2tS	1S	1N	3N	Washington
1943-44	—	—	1S	3tN	—	2N	3tN	—	2S	3S	1N	5N	Washington/California
1944-45	—	—	3S	5N	—	1tN*	3N	—	1S	2S	4N	1tN	Oregon/UCLA
1945-46	—	—	1S	1N	—	3N	2N	4S	3S	2S	4N	5N	California
1946-47	—	—	2S	5N	—	4N	1N	3S	1S	4S	3N	2N	Oregon State
1947-48	—	—	1S	5N	—	4N	1tN	3tS	3tS	2S	1tN*	3N	Washington
1948-49	—	—	4S	3tN	—	3tN	1N	3S	1S	2S	5N	2N	Oregon State
1949-50	—	—	3S	4N	—	5N	2tN	4S	1S	2S	2tN	1N	UCLA
1950-51	—	—	4S	4tN	—	2N	4tN	3S	1tS*	1tS	1N	3N	Washington
1951-52	—	—	2tS	2N	—	3N	5N	2tS	1S	4S	1N	4N	UCLA
1952-53	—	—	1S	2tN	—	2tN	4N	4S	3S	2S	1N	5N	Washington
1953-54	—	—	3S	2tN	—	2tN	1N	4S	2S	1S	4N	5N	USC
1954-55	—	—	4S	4tN	—	2N	1N	2S	1S	3S	3N	4tN	Oregon State
1955-56	—	—	3t	8	—	6t	6t	3t	1	5	2	9	UCLA
1956-57	—	—	1	7t	—	9	6	5	2t	4	2t	7t	California
1957-58	—	—	1t	4	—	7	1t	6	3	5	8	9	OSU/California
1958-59	—	—	1	7	—	8	6	3t	3t	5	2	9	California
1959-60	—	—	1	—	—	—	—	4	2	3	5	—	California
1960-61	—	—	4	—	—	—	—	5	2	1	3	—	USC
1961-62	—	—	5	—	—	—	—	2	1	3t	3t	—	UCLA
1962-63	—	—	5	—	—	—	—	1t	1t	3t	3t	—	Stanford/UCLA
1963-64	—	—	3	—	—	—	—	2	1	4	5	6	UCLA
1964-65	—	—	7	—	—	8	4	2	1	3	6	5	UCLA
1965-66	—	—	7t	—	—	4t	1	3	2	4t	7t	4t	Oregon State
1966-67	—	—	5t	—	—	8	2t	4	1	5t	5t	2t	UCLA
1967-68	—	—	4	—	—	8	5t	5t	1	2	7	3	UCLA
1968-69	—	—	7t	—	—	5t	5t	7t	1	3	4	2	UCLA
1969-70	—	—	6	—	—	4	7	8	1	2t	5	2t	UCLA
1970-71	—	—	3t	—	—	3t	6	7t	1	2	5	7t	UCLA
1971-72	—	—	5	—	—	8	3t	6	1	3t	2	7	UCLA
1972-73	—	—	7	—	—	3	5t	4	1	2	5t	8	UCLA
1973-74	—	—	7t	—	—	3	5	6	1	2	4	7t	UCLA

	ARIZ	ASU	CAL	COLO	IDA	MON	ORE	OSU	STAN	UCLA	USC	UTAH	WASH	WSU	CHAMPION
1974-75	—	—	4	—	—	—	5t	2	5t	1	3	—	5t	8	UCLA
1975-76#	—	—	6	—	—	—	2t	2t	7	1	8	—	4	5	UCLA
1976-77	—	—	6	—	—	—	2	4t	7	1	8	—	4t	3	UCLA
1977-78	—	—	7	—	—	—	5t	2	8	1	3t	—	5t	3t	UCLA
1978-79	4t	6t	10	—	—	—	6t	3	8t	1	2	—	8t	4t	UCLA
1979-80	6	2	10	—	—	—	7t	1	7t	4	7t	—	5	3	Oregon State
1980-81	5t	2	8t	—	—	—	7	1	8t	3	4	—	5t	10	Oregon State
1981-82	8t	6t	6t	—	—	—	8t	1	10	2	3	—	4	5	Oregon State
1982-83	10	3t	6t	—	—	—	9	3t	8	1	5	—	6t	2	UCLA
1983-84	5t	5t	9	—	—	—	3	1t	5t	4	8	—	1t	10	OSU/Washington
1984-85	3t	7	9	—	—	—	6	3t	10	3t	1t	—	1t	8	USC/Washington
1985-86	1	5t	3	—	—	—	9	5t	5t	4	10	—	2	5t	Arizona
1986-87	2	8t	3t	—	—	—	7	3t	6	1•	10	—	3t	8t	UCLA
1987-88	1•	7	8t	—	—	—	5	2t	4	2t	8t	—	8t	6	Arizona
1988-89	1•	7	5	—	—	—	9	3t	2	3t	10	—	6	8	Arizona
1989-90	1t•	7t	3	—	—	—	5	1t	6	4	7t	—	9t	9t	Arizona/OSU
1990-91	1	3t	5t	—	—	—	5t	5t	5t	2	3t	—	5t	10	Arizona
1991-92	3	5t	9	—	—	—	10	7	4	1	2	—	8	5t	UCLA
1992-93	1	3t	2	—	—	—	9	5t	10	3t	5t	—	5t	8	Arizona
1993-94	1	4t	2t	—	—	—	8	10	4t	2t	7	—	9	4t	Arizona
1994-95&	2	3	8t	—	—	—	4	7	5t	1	10	—	8t	5t	UCLA
1995-96&	2	8	4	—	—	—	5t	10	3	1	9	—	5t	7	UCLA
1996-97	5	10	2t	—	—	—	7	9	2t	1	2t	—	6	8	UCLA
1997-98	1	5t	5t	—	—	—	5t	9t	2	3	8	—	4	9t	Arizona
1998-99	2	9	5t	—	—	—	5t	7t	1	3	7t	—	4	10	Stanford
1999-00	1t	4t	7	—	—	—	3	8t	1t	4t	6	—	8t	10	Arizona/Stanford
2000-01	2	6t	4t	—	—	—	6t	9t	1	3	4t	—	9t	6t	Stanford
2001-02	2t•	7	2t	—	—	—	1	9	2t	6	2t	—	8	10	Oregon
2002-03	1	4	3	—	—	—	5•	6t	2	6t	6t	—	9	10	Arizona
2003-04	3	10	4t	—	—	—	4t	9	1•	7t	6	—	2	7t	Stanford
2004-05	1	6t	8t	—	—	—	8t	6t	3t	3t	10	—	2	6t	Arizona
2005-06	4t	8t	3	—	—	—	7	8t	4t	1•	6	—	2	10	UCLA
2006-07	3t	10	8	—	—	—	3t•	9	6	1	3t	—	7	2	UCLA
2007-08	7	5t	9	—	—	—	5t	10	2	1•	3t	—	8	3t	UCLA
2008-09	5t	3t	3t	—	—	—	10	8	9	2	5t•	—	1	7	Washington
2009-10	4	2	1	—	—	—	8t	5t	8t	5t	5t	—	3•	10	California
2010-11	1	10	5	—	—	—	7t	9	7t	2	4	—	3•	6	Arizona
2011-12	4	10	2t	5t•	—	—	2t	8t	7	5t	12	11	1	8t	Washington
2012-13	2t	6t	2t	5	—	—	2t•	t11	6t	1	6t	10	6t	t11	UCLA
2013-14	1	3t	3t	3t	—	—	3t	10	3t	2•	12	8t	8t	11	Arizona
2014-15	1•	5t	8t	8t	—	—	2t	7	5t	4	12	2t	11	8t	Arizona
2015-16	3t	11	3t	5	—	—	1•	6t	9	10	6t	2	6t	12	Oregon
2016-17	1t•	8	5t	7	—	—	1t	12	9t	3	5t	4	11	9t	Arizona/Oregon
2017-18	1•	8t	12	8t	—	—	6t	10	3t	3t	2	3t	6t	11	Arizona

Conference champion in **boldface**

* - Divisional champion

• - Pac-12 Tournament champion

- 1975-76 standings reflect on-court standings (Oregon State subsequently forfeited seven Conference games)

& - 1994-95 and 1995-96 reflect on-court standings. (California subsequently forfeited five Conference games in 1995 and nine Conference games in 1996).

Pacific Coast Conference (PCC), 1915-16 - 1958-59

Athletic Association of Western Universities (AAWU), 1959-60 - 1967-68

Pacific-8 Conference (Pac-8), 1968-69 - 1977-78

Pacific-10 Conference (Pac-10), 1978-79 - 2010-11

CONFERENCE TITLES BY SCHOOL
(Includes shared titles)

1. UCLA 31
2. Arizona..... 16
3. California..... 15
4. Oregon State 12
- Washington 12
6. Stanford 11
7. USC 7
8. Oregon..... 6
9. Idaho 2
- Washington State..... 2
11. Arizona State 0
- Colorado..... 0
- Utah..... 0
- Montana..... 0

1998-99 ARIZ 87-78..... SA
 ARIZ 88-73..... McK
 1999-00 USC 80-72..... SA
 ARIZ 92-85..... McK
 2000-01 ARIZ 71-58..... McK
 ARIZ 105-61..... SA
 2001-02 ARIZ 97-80..... McK
 USC 94-89..... SA
 ARIZ 81-71..... Stp (1)
 2002-03 ARIZ 81-72..... SA
 ARIZ 86-59..... McK
 2003-04 USC 99-90..... SA
 ARIZ 97-70..... McK
 ARIZ 79-76..... Stp (1)
 2004-05 ARIZ 77-68..... McK
 ARIZ 88-76..... SA
 2005-06 ARIZ 74-63..... McK
 USC 77-70..... SA
 2006-07 USC 80-73..... GC
 USC 80-75..... McK
 2007-08 ARIZ 80-69..... GC
 USC 70-58..... McK
 2008-09 USC 65-64..... GC
 ARIZ 83-76..... McK
 2009-10 USC 56-50..... GC
 ARIZ 86-84 (20T)..... McK
 2010-11 ARIZ 82-73..... McK
 USC 65-57..... GC
 ARIZ 67-62..... Stp (1)
 2011-12 ARIZ 57-46..... GC
 ARIZ 70-54..... McK
 2012-13 ARIZ 74-50..... McK
 USC 89-78..... GC
 2013-14 ARIZ 73-53..... GC
 2014-15 ARIZ 87-57..... McK
 2015-16 USC 103-101 (40T)..... GC
 ARIZ 86-78..... McK
 2016-17 ARIZ 73-66..... GC
 ARIZ 90-77..... McK
 2017-18 ARIZ 81-67..... McK
 ARIZ 75-61..... TMA (1)

ARIZ vs. UTAH

Arizona leads all-time series, 31-29

Longest Win Streak:
 UTAH: 9, 1953-63
 ARIZ: 12, 2004-2015

First meeting:
 1953-54 Utah 65-57..... BDG

2011-12 ARIZ 77-51..... JMHC
 ARIZ 70-61..... McK
 2012-13 ARIZ 60-57..... McK
 ARIZ 68-64..... JMHC
 2013-14 ARIZ 65-56..... McK
 ARIZ 76-63 (OT)..... JMHC
 ARIZ 71-39..... MGM (1)
 2014-15 ARIZ 69-51..... McK
 ARIZ 63-57..... JMHC
 2015-16 UTAH 70-64..... JMHC
 2016-17 ARIZ 66-56..... McK
 2017-18 ARIZ 94-82..... JMHC
 ARIZ 74-73..... McK

ARIZ vs. WASH

ARIZ leads all-time series, 52-29

Longest Win Streak (Since 1978-79):
 ARIZ: 10, 1986-1990
 WASH: 6, 1982-1984

First meeting:
 1964-65 #ARIZ... 77-63..... LA

1978-79 WASH ... 75-66.....HE
 ARIZ 71-68..... McK
 1979-80 ARIZ 67-65..... McK
 WASH ... 75-72.....HE
 1980-81 ARIZ 84-77.....HE
 ARIZ 68-66 (OT)..... McK

1981-82 WASH ... 60-57..... McK
 WASH ... 86-62.....HE
 1982-83 WASH ... 74-61.....HE
 WASH ... 80-72..... McK
 1983-84 WASH ... 55-53..... McK
 WASH ... 56-51.....HE
 1984-85 ARIZ 69-56..... McK
 WASH ... 60-58.....HE
 1985-86 ARIZ 70-57.....HE
 ARIZ 77-56..... McK
 1986-87 ARIZ 73-72.....HE
 ARIZ 81-70..... McK
 1987-88 ARIZ 110-71.....HE
 ARIZ 89-71..... McK
 1988-89 ARIZ 116-61..... McK
 ARIZ 85-68.....HE
 1989-90 ARIZ 65-51..... McK
 ARIZ 75-60.....HE
 1990-91 WASH ... 70-56.....HE
 ARIZ 85-56..... McK
 1991-92 WASH ... 62-60.....HE
 ARIZ 85-51..... McK
 1992-93 ARIZ 93-76..... McK
 ARIZ 81-72.....HE
 1993-94 WASH ... 74-69.....HE
 ARIZ 95-62..... McK
 1994-95 ARIZ 91-65..... McK
 ARIZ 63-54.....HE
 1995-96 WASH ... 80-79 (OT)..... McK
 ARIZ 67-65.....HE
 1996-97 WASH ... 92-88.....HE
 ARIZ 103-82..... McK
 1997-98 ARIZ 110-91.....HE
 ARIZ 112-81..... McK
 1998-99 ARIZ 88-86..... McK
 WASH ... 90-84.....HE
 1999-00 ARIZ 69-62..... McK
 ARIZ 65-56..... KA
 2000-01 ARIZ 89-64..... BAHE
 ARIZ 82-62..... McK
 2001-02 ARIZ 74-69..... BAHE
 ARIZ 91-82..... McK
 2002-03 ARIZ 79-61..... McK
 ARIZ 88-85 (OT)..... BAHE
 2003-04 WASH ... 96-83..... BAHE
 WASH ... 89-84..... McK
 WASH ... 90-85..... Stp (1)
 2004-05 ARIZ 91-82..... McK
 WASH ... 93-85..... BAHE
 WASH ... 81-72..... Stp (1)
 2005-06 ARIZ 98-96 (20T)..... BAHE
 WASH ... 70-67..... McK
 2006-07 ARIZ 96-87..... BAHE
 ARIZ 84-54..... McK
 2007-08 ARIZ 84-69..... McK
 WASH ... 75-66..... BAHE
 2008-09 ARIZ 106-97..... McK
 WASH ... 83-78..... BAHE
 2009-10 ARIZ 87-70..... McK
 WASH ... 81-75..... BAHE
 2010-11 WASH ... 85-68..... AAA
 ARIZ 87-86..... McK
 WASH ... 77-75 (OT)..... Stp (1)
 2011-12 WASH ... 69-67..... McK
 WASH ... 79-70..... AAA
 2012-13 ARIZ 57-53..... AAA
 ARIZ 70-52..... McK
 2013-14 ARIZ 71-62..... McK
 2014-15 ARIZ 88-62..... AAA
 2015-16 ARIZ 99-67..... McK
 ARIZ 77-72..... AAA
 2016-17 ARIZ 77-66..... AAA
 ARIZ 76-68..... McK
 2017-18 WASH ... 78-75..... AAA

ARIZ vs. WSU

ARIZ leads all-time series, 64-16
 Longest Win Streak (Since 1978-79):
 ARIZ: 38, 1986-2005
 WSU: 3, 1980-1981, 2009-10

First meeting:
 1959-60 #WSU ... 64-58..... B

1978-79 WSU 74-68..... F
 ARIZ 78-72..... McK
 1979-80 WSU 59-57..... McK
 WSU 74-71..... F
 1980-81 WSU 80-71..... F
 ARIZ 77-73..... McK
 1981-82 WSU 59-53..... McK
 ARIZ 58-56..... F
 1982-83 WSU 86-64..... F
 WSU 75-65..... McK
 1983-84 WSU 51-49..... McK
 ARIZ 86-68..... F
 1984-85 ARIZ 73-56..... McK
 ARIZ 63-60..... F
 1985-86 WSU 65-63 (OT)..... F
 ARIZ 62-61..... McK
 1986-87 ARIZ 96-59..... B
 ARIZ 84-58..... McK
 1987-88 ARIZ 89-55..... F
 ARIZ 79-41..... McK
 1988-89 ARIZ 76-59..... McK
 ARIZ 74-48..... F
 ARIZ 62-54..... For (1)
 1989-90 ARIZ 65-51..... McK
 ARIZ 86-62..... F
 1990-91 ARIZ 84-69..... F
 ARIZ 84-71..... McK
 1991-92 ARIZ 78-65..... F
 ARIZ 94-72..... McK
 1992-93 ARIZ 87-63..... McK
 ARIZ 70-64..... F
 1993-94 ARIZ 80-68..... F
 ARIZ 85-69..... McK
 1994-95 ARIZ 84-76..... McK
 ARIZ 114-111 (20T)..... F
 1995-96 ARIZ 96-78..... McK
 ARIZ 72-62..... F
 1996-97 ARIZ 87-78..... F
 ARIZ 100-86..... McK
 1997-98 ARIZ 94-81..... F
 ARIZ 83-61..... McK
 1998-99 ARIZ 98-87..... McK
 ARIZ 81-79..... F
 1999-00 ARIZ 80-75..... McK
 ARIZ 73-50..... F
 2000-01 ARIZ 84-51..... F
 ARIZ 86-51..... McK
 2001-02 ARIZ 92-85..... F
 ARIZ 85-68..... McK
 2002-03 ARIZ 82-69..... McK
 ARIZ 75-62..... F
 2003-04 ARIZ 61-57..... F
 ARIZ 72-60..... McK
 2004-05 WSU 70-63..... McK
 ARIZ 57-56 (OT)..... F
 2005-06 ARIZ 70-52..... F
 ARIZ 66-61..... McK
 2006-07 WSU 77-73..... F
 WSU 72-66..... McK
 2007-08 ARIZ 76-64..... McK
 ARIZ 65-55..... F
 2008-09 ARIZ 66-56..... McK
 WSU 69-53..... F
 2009-10 WSU 78-76..... McK
 WSU 78-60..... F
 2010-11 ARIZ 65-63..... F
 ARIZ 79-70..... McK
 2011-12 ARIZ 85-61..... McK
 ARIZ 76-72..... F
 2012-13 ARIZ 79-65..... F
 ARIZ 73-56..... McK

2013-14 ARIZ 60-25..... McK
 2014-15 ARIZ 86-59..... F
 2015-16 ARIZ 90-66..... McK
 ARIZ 79-64..... F
 2016-17 ARIZ 79-62..... McK
 ARIZ 78-59..... F
 2017-18 ARIZ 100-72..... F

ASU vs. CAL

ASU leads all-time series, 42-41
 Longest Win Streak (Since 1978-79):

ASU: 7, 1983-1986
 CAL: 5, 1989-1991, 2010-12

First meeting:
 1955-56 #CAL ... 64-59..... SDG

1978-79 CAL 70-59..... UAC
 ASU 91-55..... H
 1979-80 ASU 74-63..... H
 ASU 69-58..... UAC
 1980-81 ASU 84-81 (20T)..... H
 ASU 81-68..... UAC
 1981-82 ASU 70-57..... UAC
 CAL 70-65..... H
 1982-83 ASU 72-65..... H
 ASU 79-69..... UAC
 1983-84 ASU 75-60..... UAC
 ASU 59-54..... H
 1984-85 ASU 77-70..... H
 ASU 61-60..... UAC
 1985-86 ASU 69-67..... UAC
 CAL 83-61..... H
 1986-87 ASU 61-53..... UAC
 CAL 71-65..... H
 1987-88 ASU 82-60..... UAC
 ASU 88-75..... H
 1988-89 CAL 84-60..... H
 CAL 73-63..... UAC
 1989-90 CAL 68-66..... UAC
 CAL 69-60..... H
 1990-91 CAL 76-65..... H
 ASU 87-78..... UAC
 1991-92 CAL 68-61..... H
 ASU 74-71..... UAC
 1992-93 ASU 90-83..... UAC
 CAL 91-67..... OC
 1993-94 ASU 63-60..... UAC
 CAL 95-78..... H
 1994-95 ASU 73-68..... OC
 ASU 100-81..... UAC
 1995-96 ASU 56-53..... UAC
 CAL 97-82..... H
 1996-97 ASU 64-60..... UAC
 CAL 84-66..... H
 1997-98 CAL 82-77..... TNA
 ASU 99-80..... UAC
 1998-99 ASU 69-66..... WFA
 CAL 78-73..... TNA
 1999-00 ASU 111-108 (20T)..... HP
 ASU 85-76..... WFA
 2000-01 CAL 82-67..... WFA
 CAL 86-67..... HP
 2001-02 CAL 67-59..... HP
 CAL 91-80..... WFA
 2002-03 ASU 75-70..... WFA
 CAL 80-72..... HP
 2003-04 CAL 74-62..... WFA
 CAL 85-83..... HP
 2004-05 ASU 79-70..... HP
 CAL 84-82..... WFA
 2005-06 CAL 88-58..... WFA
 ASU 65-64 (20T)..... HP
 2006-07 CAL 66-62 (OT)..... WFA
 ASU 42-41..... HP
 2007-08 ASU 99-90 (20T)..... HP
 CAL 76-73..... WFA
 2008-09 CAL 81-71..... HP
 ASU 83-66..... WFA
 2009-10 CAL 78-70..... WFA

STAN 57-55..... TNA
 1999-00 STAN 81-70..... HP
 STAN 101-50..... MP
 2000-01 STAN 84-58..... MP
 STAN 88-56..... HP
 2001-02 STAN 82-62..... MP
 CAL 68-54..... HP
 2002-03 CAL 72-59..... HP
 STAN 72-60..... MP
 2003-04 STAN 68-61..... MP
 STAN 69-58..... HP
 2004-05 STAN 74-58..... HP
 STAN 71-56..... MP
 2005-06 STAN 75-61..... MP
 CAL 65-62..... HP
 2006-07 CAL 67-63..... MP
 STAN 90-71..... HP
 2007-08 STAN 82-77..... HP
 STAN 79-69..... MP
 2008-09 STAN 75-69..... MP
 CAL 82-75..... HP
 2009-10 CAL 92-66..... HP
 CAL 71-61..... MP
 2010-11 STAN 82-68..... MP
 CAL 74-55..... HP
 2011-12 CAL 69-59..... HP
 STAN 75-70..... MP
 CAL 77-71..... Stp (1)
 2012-13 STAN 69-59..... MP
 STAN 83-70..... HP
 2013-14 CAL 69-62..... MP
 STAN 80-69..... HP
 2014-15 STAN 69-59..... HP
 STAN 72-61..... MP
 2015-16 STAN 77-71..... MP
 CAL 76-61..... HP
 2016-17 CAL 66-55..... HP
 STAN 73-68..... MP
 2017-18 CAL 77-74..... MP
 STAN 77-73..... HP
 STAN 76-58..... TMA (1)

CAL vs. UCLA

UCLA leads all-time series, 139-103
 Longest Win Streak (Since 1978-79):
 CAL: 5, 1993-1995
 UCLA: 14, 1979-1985

First meeting:
 1920-21 #CAL 36-28..... Berk

 1978-79 UCLA 95-67..... H
 UCLA 79-68..... PP
 1979-80 UCLA 73-59..... PP
 UCLA 83-58..... H
 1980-81 UCLA 75-61..... PP
 UCLA 72-66..... H
 1981-82 UCLA 83-56..... H
 UCLA 70-65 (OT)..... PP
 1982-83 UCLA 68-63..... H
 UCLA 70-60..... PP
 1983-84 UCLA 76-54..... PP
 UCLA 70-62 (OT)..... H
 1984-85 UCLA 80-69..... PP
 UCLA 54-48..... H
 1985-86 CAL 75-67..... H
 UCLA 76-63..... PP
 1986-87 UCLA 86-81..... PP
 UCLA 77-72..... H
 UCLA 75-68..... PP (1)
 1987-88 CAL 83-70..... H
 UCLA 74-66..... PP
 1988-89 UCLA 76-59..... PP
 UCLA 81-73..... H
 1989-90 UCLA 95-72..... H
 CAL 79-78..... PP
 1990-91 UCLA 98-81..... PP
 CAL 82-79..... H
 1991-92 UCLA 86-66..... OC
 UCLA 82-76..... PP

1992-93 CAL 104-82..... PP
 CAL 85-71..... OC
 1993-94 CAL 85-70..... OC
 CAL 92-88..... PP
 1994-95 CAL 100-93..... PP
 UCLA 104-88..... H
 1995-96 UCLA 73-65..... OC
 UCLA 93-73..... PP
 1996-97 UCLA 64-56..... CP
 CAL 71-68..... PP
 1997-98 UCLA 74-73..... TNA
 UCLA 87-84..... PP
 1998-99 UCLA 72-61..... PP
 CAL 85-67..... TNA
 1999-00 CAL 73-70..... PP
 UCLA 83-62..... HP
 2000-01 CAL 92-63..... HP
 UCLA 79-75..... PP
 2001-02 UCLA 64-57..... PP
 CAL 69-51..... HP
 CAL 67-61..... Stp (1)
 2002-03 CAL 80-69..... HP
 UCLA 76-75 (OT)..... PP
 2003-04 CAL 76-62..... HP
 UCLA 66-49..... PP
 2004-05 CAL 64-51..... PP
 UCLA 77-62..... HP
 2005-06 CAL 68-61..... PP
 UCLA 67-58 (OT)..... HP
 UCLA 71-52..... Stp (1)
 2006-07 UCLA 62-46..... HP
 UCLA 85-75..... PP
 CAL 76-69 (OT)..... Stp (1)
 2007-08 UCLA 70-58..... HP
 UCLA 81-80..... PP
 UCLA 88-66..... Stp (1)
 2008-09 UCLA 81-66..... PP
 UCLA 72-68..... HP
 2009-10 UCLA 76-75 (OT)..... HP
 CAL 72-58..... PP
 CAL 85-72..... Stp (1)
 2010-11 UCLA 86-84..... PP
 CAL 76-72 (OT)..... HP
 2011-12 CAL 85-69..... HP
 CAL 73-63..... SA
 2012-13 UCLA 79-65..... SA
 CAL 76-63..... HP
 2013-14 UCLA 76-64..... PP
 UCLA 86-66..... HP
 2014-15 UCLA 73-54..... PP
 CAL 64-62..... HP
 2015-16 CAL 75-63..... HP
 2016-17 UCLA 81-71..... PP
 2017-18 UCLA 107-84..... HP
 UCLA 70-57..... PP

CAL vs. USC

CAL leads all-time series 136-125
 Longest Win Streak (Since 1978-79):
 CAL: 6, 1988-1991 and 1998-2000
 USC: 5, 1982-1984

First meeting:
 1916-17 #CAL 27-15..... Berk

 1978-79 USC 59-54..... H
 USC 86-64..... SA
 1979-80 USC 84-74..... SA
 CAL 69-66..... H
 1980-81 USC 72-66..... SA
 CAL 73-71 (OT)..... H
 1981-82 USC 66-59..... H
 USC 75-70..... SA
 1982-83 USC 65-56..... H
 USC 55-53..... SA
 1983-84 USC 73-56..... SA
 CAL 46-37..... H
 1984-85 USC 86-80..... SA
 USC 75-52..... H
 1985-86 CAL 62-61..... H

CAL 65-63..... SA
 1986-87 CAL 79-76..... LMU
 CAL 56-53..... H
 1987-88 USC 58-56 (2OT)..... H
 USC 63-46..... SA
 CAL 75-59..... McK (1)
 1988-89 CAL 73-66..... SA
 CAL 74-62..... H
 1989-90 CAL 74-60..... H
 CAL 74-70..... SA
 1990-91 CAL 69-66..... SA
 USC 85-76..... H
 1991-92 USC 85-83..... H
 USC 94-81..... SA
 1992-93 USC 67-65..... SA
 CAL 86-83 (OT)..... H
 1993-94 CAL 77-68..... OC
 USC 86-78 (OT)..... SA
 1994-95 CAL 77-74..... SA
 CAL 95-74..... H
 1995-96 CAL 63-60..... SA
 CAL 85-69..... H
 1996-97 CAL 83-71..... CP
 USC 93-85..... SA
 1997-98 CAL 92-82..... TNA
 CAL 73-43..... SA
 1998-99 CAL 89-75..... SA
 CAL 58-55..... TNA
 1999-00 CAL 66-62..... SA
 CAL 86-73..... HP
 2000-01 USC 80-66..... HP
 USC 74-69..... SA
 2001-02 CAL 92-91 (OT)..... SA
 CAL 83-64..... HP
 2002-03 CAL 73-68..... HP
 CAL 84-82..... SA
 USC 79-62..... Stp (1)
 2003-04 CAL 76-62..... HP
 USC 70-60..... SA
 2004-05 USC 83-66..... SA
 USC 89-70..... HP
 2005-06 CAL 62-58..... Stp
 CAL 71-60..... HP
 CAL 82-67..... Stp (1)
 2006-07 USC 76-73..... HP
 USC 84-66..... GC
 2007-08 CAL 92-82..... HP
 USC 93-89 (OT)..... GC
 2008-09 USC 73-62..... GC
 CAL 81-78 (OT)..... HP
 USC 79-75..... Stp (1)
 2009-10 CAL 67-59..... HP
 USC 66-63..... GC
 2010-11 CAL 68-66..... GC
 USC 78-75..... HP
 USC 70-56..... Stp (1)
 2011-12 CAL 53-49..... HP
 CAL 75-49..... SA
 2012-13 CAL 72-64..... GC
 CAL 76-68..... HP
 2013-14 USC 77-69..... GC
 CAL 77-64..... HP
 2014-15 USC 71-57..... GC
 CAL 70-69..... HP
 2015-16 CAL 87-65..... HP
 2016-17 CAL 74-73..... GC
 2017-18 USC 80-62..... HP
 USC 77-59..... GC

CAL vs. UTAH

All-time series tied, 15-15
 Longest Win Streak:
 CAL: 3, 1954-59 and 2011-13
 UTAH: 3, 1940-45

First meeting:
 1933-34 CAL 43-32..... UF

 2011-12 CAL 81-45..... HP
 CAL 60-46..... JMHC

2012-13 CAL 62-57..... JMHC
 UTAH ... 79-69 (OT)MGM (1)
 2013-14 UTAH ... 63-59..... HP
 2014-15 UTAH ... 76-61..... HP
 2015-16 CAL 71-58..... HP
 UTAH ... 73-64..... JMHC
 UTAH ... 82-78 (OT). MGM (1)
 2016-17 CAL 77-75 (OT)..... HP
 UTAH ... 74-44..... JMHC
 CAL 78-75..... TMA (1)
 2017-18 UTAH ... 77-43..... JMHC

CAL vs. WASH

CAL leads all-time series, 84-80
 Longest Win Streak (Since 1978-79):
 CAL: 6, 1989-1992, 2014-2017
 WASH: 4, 1984-1985

First meeting:
 1915-16 CAL 25-20..... Berk

 1978-79 CAL 45-39..... H
 WASH ... 71-56..... HE
 1979-80 WASH ... 96-71..... HE
 WASH ... 68-66..... H
 1980-81 CAL 74-65..... H
 WASH ... 98-75..... HE
 1981-82 WASH ... 74-62..... HE
 CAL 54-50..... H
 1982-83 WASH ... 58-57..... HE
 CAL 96-64..... H
 1983-84 WASH ... 67-50..... H
 WASH ... 54-51..... HE
 1984-85 WASH ... 72-54..... HE
 WASH ... 41-38..... H
 1985-86 CAL 62-60..... H
 CAL 78-72 (OT)..... HE
 1986-87 WASH ... 70-61..... H
 CAL 70-68..... HE
 1987-88 CAL 77-75..... H
 CAL 84-82 (OT)..... HE
 1988-89 WASH ... 82-80..... HE
 CAL 84-70..... H
 1989-90 CAL 63-58..... HE
 CAL 86-64..... H
 1990-91 CAL 70-68..... H
 CAL 67-46..... HE
 1991-92 CAL 76-58..... HE
 WASH ... 76-74..... H
 1992-93 CAL 79-65..... H
 CAL 76-75..... HE
 1993-94 CAL 79-64..... H
 CAL 62-56..... HE
 1994-95 WASH ... 84-76..... HE
 &CAL ... 73-74 (OT)..... H
 1995-96 CAL 71-69..... HE
 WASH ... 67-56..... H
 1996-97 CAL 80-52..... HE
 CAL 78-67..... H
 1997-98 WASH ... 86-84 (OT)..... HE
 CAL 84-67..... TNA
 1998-99 WASH ... 87-73..... TNA
 WASH ... 86-61..... HE
 1999-00 WASH ... 54-52..... HP
 CAL 75-64..... KA
 2000-01 CAL 79-64..... BAHE
 CAL 82-66..... HP
 2001-02 CAL 62-50..... HP
 WASH ... 75-60..... BAHE
 2002-03 CAL 73-66..... BAHE
 CAL 58-53..... HP
 2003-04 CAL 76-62..... HP
 WASH ... 76-58..... BAHE
 2004-05 WASH ... 81-67..... BAHE
 WASH ... 106-73..... HP
 2005-06 CAL 71-69..... HP
 WASH ... 73-62..... BAHE
 2006-07 CAL 77-69..... HP
 WASH ... 79-71..... BAHE
 2007-08 CAL 79-75..... BAHE

2012-13 STAN ... 81-73.....MP
 STAN ... 82-72.....G
 2013-14 OSU..... 81-72.....G
 2014-15 STAN ... 75-48.....MP
 2015-16 STAN ... 78-72.....G
 OSU..... 62-50.....MP
 2016-17 STAN ... 62-46.....G
 STAN ... 79-66.....MP
 2017-18 STAN ... 80-71.....MP

OSU vs. UCLA

UCLA leads all-time series, 96-38
 Longest Win Streak (Since 1978-79):
 OSU: 4, 1983-1985
 UCLA: 13, 2006-11

First meeting:
 1924-25 #OSU ... 20-15.....LA

1978-79 UCLA ... 65-63.....PP
 UCLA ... 69-56.....G
 1979-80 OSU..... 76-67.....G
 UCLA ... 93-67.....PP
 1980-81 OSU..... 81-67.....G
 OSU..... 82-76.....PP
 1981-82 UCLA ... 74-68.....PP
 OSU..... 72-58.....G
 1982-83 UCLA ... 99-77.....PP
 OSU..... 69-65.....G
 1983-84 OSU..... 72-63.....PP
 OSU..... 70-65.....G
 1984-85 OSU..... 59-49.....G
 UCLA ... 59-51.....PP
 1985-86 OSU..... 54-49.....PP
 UCLA ... 74-63.....G
 1986-87 UCLA ... 70-67 (OT).....PP
 UCLA ... 57-53.....G
 1987-88 OSU..... 65-64.....PP
 OSU..... 73-68.....G
 1988-89 OSU..... 82-69.....G
 UCLA ... 92-75.....PP
 1989-90 UCLA ... 94-80.....PP
 OSU..... 83-74.....G
 1990-91 OSU..... 97-96 (20T).....G
 UCLA ... 87-56.....PP
 1991-92 UCLA ... 87-81 (OT).....PP
 UCLA ... 72-62.....G
 1992-93 OSU..... 79-73.....G
 UCLA ... 76-75.....PP
 1993-94 UCLA ... 104-71.....PP
 UCLA ... 78-67.....G
 1994-95 UCLA ... 87-78.....PP
 UCLA ... 86-67.....G
 1995-96 UCLA ... 68-66.....G
 UCLA ... 69-60.....PP
 1996-97 UCLA ... 74-68.....G
 UCLA ... 81-69.....PP
 1997-98 UCLA ... 90-72.....PP
 UCLA ... 84-75.....G
 1998-99 OSU..... 65-63.....G
 UCLA ... 85-67.....PP
 1999-00 UCLA ... 85-74.....G
 UCLA ... 69-59.....PP
 2000-01 UCLA ... 67-40.....PP
 UCLA ... 68-65 (OT).....G
 2001-02 UCLA ... 70-48.....G
 UCLA ... 65-57.....PP
 2002-03 OSU..... 83-79.....PP
 UCLA ... 69-66.....G
 2003-04 UCLA ... 77-66.....PP
 OSU..... 65-56.....G
 2004-05 OSU..... 85-80.....G
 UCLA ... 69-61.....PP
 OSU..... 79-72.....Stp (1)
 2005-06 UCLA ... 63-54.....G
 UCLA ... 78-60.....PP
 UCLA ... 79-47.....Stp (1)
 2006-07 UCLA ... 71-56.....PP
 UCLA ... 82-35.....G
 2007-08 UCLA ... 85-62.....G

UCLA ... 84-49.....PP
 2008-09 UCLA ... 69-46.....PP
 UCLA ... 79-54.....G
 2009-10 UCLA ... 62-52.....G
 UCLA ... 65-56.....PP
 2010-11 UCLA ... 62-57.....G
 UCLA ... 69-61.....PP
 2011-12 OSU..... 87-84.....G
 2012-13 UCLA ... 74-64.....PP
 2013-14 OSU..... 71-67.....G
 UCLA ... 74-69.....PP
 2014-15 OSU..... 66-55.....G
 UCLA ... 75-59.....PP
 2015-16 UCLA ... 82-73.....G
 OSU..... 86-82.....PP
 2016-17 UCLA ... 76-63.....G
 UCLA ... 78-60.....PP
 2017-18 OSU..... 69-63.....G
 UCLA ... 75-68.....PP

OSU vs. USC

USC leads all-time series, 75-63
 Longest Win Streak (Since 1978-79):
 OSU: 7, 1979-1982
 USC: 7, 2005-2008

First meeting:
 1924-25 OSU..... 30-22.....(n/a)

1978-79 USC..... 76-75.....SA
 OSU..... 70-67.....G
 1979-80 OSU..... 82-68.....G
 OSU..... 73-72.....SA
 1980-81 OSU..... 55-48.....G
 OSU..... 73-64.....SA
 1981-82 OSU..... 72-55.....SA
 OSU..... 45-36.....G
 1982-83 USC..... 74-69.....SA
 OSU..... 62-50.....G
 1983-84 OSU..... 51-45.....G
 OSU..... 66-57.....SA
 1984-85 USC..... 60-58.....G
 OSU..... 60-58 (OT).....SA
 1985-86 OSU..... 68-64.....SA
 USC..... 66-60.....G
 1986-87 OSU..... 57-51.....SA
 USC..... 65-55.....G
 1987-88 OSU..... 80-77 (OT).....LMU
 OSU..... 84-57.....G
 1988-89 OSU..... 64-55.....G
 OSU..... 74-65.....SA
 1989-90 OSU..... 92-82.....SA
 OSU..... 98-94 (OT).....G
 1990-91 USC..... 70-68.....G
 USC..... 85-75.....SA
 1991-92 USC..... 90-73.....SA
 OSU..... 92-78.....G
 1992-93 OSU..... 68-57.....G
 USC..... 69-60.....SA
 1993-94 USC..... 82-76.....SA
 USC..... 69-68.....G
 1994-95 OSU..... 90-89 (OT).....G
 OSU..... 83-81 (OT).....SA
 1995-96 OSU..... 56-54.....G
 USC..... 64-47.....SA
 1996-97 USC..... 71-68.....G
 USC..... 83-62.....SA
 1997-98 USC..... 71-67.....SA
 OSU..... 83-74 (OT).....G
 1998-99 OSU..... 69-66 (OT).....G
 USC..... 86-61.....SA
 1999-00 USC..... 82-69.....G
 USC..... 82-71.....SA
 2000-01 USC..... 73-47.....SA
 OSU..... 67-52.....G
 2001-02 USC..... 64-51.....G
 USC..... 79-45.....SA
 2002-03 OSU..... 83-74.....SA
 OSU..... 61-60.....G
 2003-04 USC..... 91-82.....SA

USC..... 63-60.....G
 2004-05 OSU..... 74-64.....G
 USC..... 78-68.....SA
 2005-06 USC..... 72-70 (OT).....G
 USC..... 89-84.....SA
 2006-07 USC..... 91-46.....G
 USC..... 73-56.....GC
 2007-08 USC..... 68-44.....G
 USC..... 81-53.....GC
 2008-09 OSU..... 62-58 (OT).....G
 USC..... 68-52.....GC
 2009-10 OSU..... 51-45.....G
 OSU..... 49-44.....GC
 2010-11 OSU..... 80-76.....G
 USC..... 67-56.....GC
 2011-12 OSU..... 78-59.....GC
 2012-13 USC..... 69-68.....GC
 2013-14 OSU..... 76-75 (OT).....G
 OSU..... 76-66.....GC
 2014-15 OSU..... 59-55.....G
 USC..... 68-55.....GC
 2015-16 OSU..... 85-70.....G
 USC..... 81-70.....GC
 2016-17 USC..... 70-63.....G
 USC..... 92-66.....GC
 2017-18 USC..... 74-67.....G
 USC..... 72-59.....GC
 USC..... 61-48.....TMA (1)

OSU vs. UTAH

UTAH leads all-time series, 18-12
 Longest Win Streak:
 OSU: 2, 1941
 UTAH: 4, 1958-68

First meeting:
 1939 UTAH ... 53-37.....UF

2011-12 OSU..... 76-58.....JMHC
 OSU..... 77-66.....G
 2012-13 OSU..... 82-64.....G
 UTAH ... 72-61.....JMHC
 2013-14 UTAH ... 80-69.....JMHC
 2014-15 UTAH ... 47-37.....G
 2015-16 UTAH ... 59-53.....JMHC
 OSU..... 71-69.....G
 2016-17 UTAH ... 86-78.....JMHC
 OSU..... 68-67.....G
 2017-18 UTAH ... 66-64.....G

OSU vs. WASH

WASH leads all-time series, 160-142
 Longest Win Streak (Since 1978-79):
 OSU: 10, 1979-1983
 WASH: 8, 2008-2011

First meeting:
 1903-04 #OSU ... 22-19.....Corv

1978-79 OSU..... 68-66.....HE
 OSU..... 75-69.....G
 1979-80 OSU..... 89-84.....G
 OSU..... 83-73.....HE
 1980-81 OSU..... 97-91.....HE
 OSU..... 89-63.....G
 1981-82 OSU..... 63-43.....G
 OSU..... 55-44.....HE
 1982-83 OSU..... 71-52.....G
 OSU..... 60-50.....HE
 1983-84 WASH ... 72-58.....HE
 OSU..... 64-52.....G
 1984-85 OSU..... 52-45.....HE
 WASH ... 60-45.....G
 1985-86 WASH ... 73-72.....G
 WASH ... 65-55.....HE
 1986-87 OSU..... 71-50.....G
 WASH ... 63-61.....HE
 1987-88 WASH ... 63-59.....HE
 OSU..... 69-57.....G
 OSU..... 80-61.....McK (1)

1988-89 OSU..... 71-70.....G
 OSU..... 106-66.....HE
 1989-90 OSU..... 70-63.....G
 WASH ... 66-57.....HE
 1990-91 OSU..... 70-60.....HE
 OSU..... 80-63.....G
 1991-92 OSU..... 82-58.....G
 OSU..... 77-67.....HE
 1992-93 OSU..... 73-70.....HE
 WASH ... 61-51.....G
 1993-94 OSU..... 75-71 (OT).....G
 WASH ... 62-49.....HE
 1994-95 WASH ... 75-57.....HE
 WASH ... 65-63.....G
 1995-96 OSU..... 63-55.....G
 WASH ... 50-40.....HE
 1996-97 WASH ... 77-72.....HE
 WASH ... 87-78.....G
 1997-98 OSU..... 70-57.....G
 WASH ... 84-74.....HE
 1998-99 WASH ... 70-50.....HE
 WASH ... 82-69.....G
 1999-00 OSU..... 74-57.....KA
 OSU..... 71-47.....G
 2000-01 OSU..... 63-56.....G
 OSU..... 83-69.....BAHE
 2001-02 OSU..... 68-53.....BAHE
 WASH ... 68-63.....G
 2002-03 OSU..... 82-62.....G
 OSU..... 80-72.....BAHE
 2003-04 WASH ... 103-99 (OT).....G
 WASH ... 80-79.....BAHE
 2004-05 WASH ... 108-68.....BAHE
 OSU..... 90-73.....G
 2005-06 WASH ... 69-65.....BAHE
 WASH ... 96-63.....G
 2006-07 WASH ... 91-74.....BAHE
 OSU..... 73-65.....G
 2007-08 WASH ... 83-74.....BAHE
 WASH ... 97-59.....G
 2008-09 WASH ... 85-59.....G
 WASH ... 79-60.....BAHE
 2009-10 WASH ... 76-70.....BAHE
 WASH ... 82-70.....G
 WASH ... 59-52.....Stp (1)
 2010-11 WASH ... 103-72.....AAA
 OSU..... 68-56.....G
 2011-12 WASH ... 95-80.....AAA
 WASH ... 75-72.....AAA
 OSU..... 86-84.....Stp (1)
 2012-13 OSU..... 74-66.....G
 WASH ... 72-62.....AAA
 2013-14 WASH ... 87-81.....AAA
 WASH ... 86-62.....G
 2014-15 WASH ... 56-43.....AAA
 OSU..... 64-50.....G
 2015-16 OSU..... 82-81.....G
 2016-17 WASH ... 87-61.....AAA
 2017-18 OSU..... 97-94 (20T).....G
 WASH ... 79-77.....AAA
 OSU..... 69-66 (OT).TMA (1)

OSU vs. WSU

OSU leads all-time series, 171-125
 Longest Win Streak (Since 1978-79):
 OSU: 6, 1984-87, 1988-90, 2013-16
 WSU: 7, 1994-1997

First meeting:
 1906-07 #OSU ... 30-14.....PULL

1978-79 WSU..... 67-61.....F
 OSU..... 66-52.....G
 1979-80 OSU..... 65-63.....G
 WSU..... 69-51.....F
 1980-81 OSU..... 66-53.....F
 OSU..... 81-53.....G
 1981-82 OSU..... 64-46.....G
 OSU..... 40-36.....F
 1982-83 WSU..... 79-69.....G

WSU.....	76-51.....	F
2013-14 USC.....	79-68.....	F
2014-15 WSU.....	70-66.....	GC
2015-16 USC.....	90-77.....	F
USC.....	81-71.....	GC
2016-17 USC.....	86-77.....	F
USC.....	87-64.....	GC
2017-18 USC.....	89-71.....	GC

UTAH vs. WASH

UTAH leads all-time series, 15-9

Longest Win Streak:

WASH: 3, 1951-52

UTAH: 6, 2016-current

First meeting:

1950-51 UTAH ... 62-61.....UF

2011-12 WASH ...	57-53.....	JMHC
2012-13 UTAH ...	74-65.....	AAA
2013-14 WASH ...	59-57.....	AAA
UTAH ...	78-69.....	JMHC
UTAH ...	67-61.....	MGM (1)
2014-15 UTAH ...	77-56.....	JMHC
WASH ...	77-68.....	AAA
2015-16 UTAH ...	80-75 (OT).....	AAA
UTAH ...	90-82.....	JMHC
2016-17 UTAH ...	94-72.....	AAA
UTAH ...	85-61.....	JMHC
2017-18 UTAH ...	70-62.....	JMHC
UTAH ...	70-58.....	AAA

UTAH vs. WSU

UTAH lead all-time series, 23-4

Longest Win Streak:

UTAH: 11, 1952-2000

WSU: 2, 2013-14

First meeting:

1938 UTAH ... 45-44..... Pull

2011-12 UTAH ...	62-60 (OT).....	JMHC
2012-13 WSU.....	75-65.....	F
2013-14 WSU.....	49-46.....	F
UTAH ...	81-63.....	JMHC
2014-15 UTAH ...	86-64.....	JMHC
UTAH ...	67-59.....	F
2015-16 UTAH ...	92-71.....	F
UTAH ...	88-47.....	JMHC
2016-17 UTAH ...	88-47.....	F
UTAH ...	74-70.....	JMHC
2017-18 UTAH ...	82-69.....	JMHC
UTAH ...	77-70.....	F

WASH vs. WSU

WASH lead all-time series, 181-104

Longest Win Streak (Since 1978-79):

WASH: 8, 1983-1987

WSU: 7, 2006-2008

First meeting:

1909-10 WASH ... 13-9..... Pull

1978-79 #WSU ...	60-47.....	MC
WASH ...	57-56.....	F
WSU.....	65-56.....	HE
1979-80 WSU.....	72-68.....	HE
WASH ...	64-63.....	F
1980-81 WASH ...	81-70.....	F
WASH ...	70-64.....	HE
1981-82 WASH ...	75-60.....	HE
WSU.....	62-42.....	F
1982-83 WSU.....	72-70 (2OT).....	F
WASH ...	76-75.....	HE
1983-84 WASH ...	58-48.....	HE
WASH ...	67-51.....	F
1984-85 WASH ...	73-56.....	F
WASH ...	68-55.....	HE
1985-86 WASH ...	72-63.....	HE
WASH ...	79-70.....	F

1986-87 WASH ...	79-65.....	HE
WSU.....	86-80.....	F
1987-88 WSU.....	70-63.....	HE
WSU.....	61-52.....	F
1988-89 WASH ...	69-63.....	F
WASH ...	76-70.....	HE
1989-90 WASH ...	80-79.....	HE
WASH ...	59-56.....	F
1990-91 WASH ...	50-48.....	F
WSU.....	80-76.....	HE
1991-92 WASH ...	78-73 (OT).....	HE
WSU.....	75-57.....	F
1992-93 WASH ...	59-56.....	F
WSU.....	72-57.....	HE
1993-94 WSU.....	67-46.....	HE
WSU.....	75-51.....	F
1994-95 WSU.....	74-73.....	F
WASH ...	78-72.....	HE
1995-96 WASH ...	85-71.....	HE
WSU.....	76-66.....	F
1996-97 WASH ...	74-72.....	F
WASH ...	91-70.....	HE
1997-98 WASH ...	82-76.....	HE
WASH ...	70-51.....	F
1998-99 WSU.....	72-71.....	SP
WASH ...	76-59.....	HE
1999-00 WASH ...	74-68 (OT).....	KA
WASH ...	64-60.....	F
2000-01 WASH ...	78-72.....	BAHE
WSU.....	79-61.....	F
2001-02 WSU.....	81-79.....	F
WASH ...	82-75.....	BAHE
2002-03 WASH ...	81-67.....	BAHE
WSU.....	98-76.....	F
2003-04 WASH ...	75-62.....	F
WASH ...	71-67.....	BAHE
2004-05 WASH ...	66-48.....	BAHE
WASH ...	68-55.....	F
2005-06 WSU.....	78-71.....	BAHE
WSU.....	77-64.....	F
2006-07 WSU.....	75-47.....	F
WSU.....	65-61.....	BAHE
WSU.....	74-64.....	Stp (1)
2007-08 WSU.....	56-52.....	BAHE
WSU.....	76-73 (OT).....	F
2008-09 WASH ...	68-48.....	F
WASH ...	67-60.....	BAHE
2009-10 WASH ...	92-64.....	BAHE
WASH ...	59-52.....	F
2010-11 WSU.....	87-80.....	F
WSU.....	80-69.....	AAA
WASH ...	89-87.....	Stp (1)
2011-12 WASH ...	75-65.....	AAA
WASH ...	59-55.....	F
2012-13 WASH ...	68-63.....	F
WASH ...	72-68.....	AAA
WASH ...	64-62.....	MGM (1)
2013-14 WSU.....	72-67.....	F
WASH ...	72-49.....	AAA
2014-15 WSU.....	80-77.....	AAA
WASH ...	87-84.....	F
2015-16 WASH ...	99-95 (OT).....	F
WASH ...	99-91.....	AAA
2016-17 WSU.....	79-74.....	AAA
WSU.....	79-71.....	F
2017-18 WASH ...	70-65.....	F
WASH ...	80-62.....	AAA

SITE KEY

- AAA.....Alaska Airlines Arena, Seattle
- B.....Bohler Gym, Pullman, Wash.
- BF.....Balch Fieldhouse, Boulder, Colo.
- BDG.....Bear Down Gym, Tucson, Ariz.
- BAHE...Bank of America Arena, Seattle
- Berk.....Berkeley, Calif. (venue n/a)
- CEC.....CU Events Center, Boulder, Colo.
- Corv.....Corvallis, Ore. (venue n/a)
- CSDH...Cal State Dominguez Hills,
.....Carson, Calif. (USC home game)
- CP.....Cow Palace, San Francisco
- CSLA...Cal State Los Angeles
.....(USC home game)
- Eug.....Eugene, Ore. (venue n/a)
- F.....Friel Court, Pullman, Wash.
- For.....The Forum, Inglewood, Calif.
- G.....Gill Coliseum, Corvallis, Ore.
- GC.....Galen Center, Los Angeles
- H.....Harmon Gym, Berkeley, Calif.
- HC.....Honda Center, Anaheim, Calif.
- HE.....Hec Edmundson Pavillion, Seattle
- HP.....Haas Pavillion, Berkeley, Calif.
- JMHC...Jon M. Huntsman Center, Salt Lake City
- KA.....Key Arena, Seattle, Wash.
- LA.....Los Angeles, Calif. (venue n/a)
- LC.....Lyon Center, Los Angeles,
- LMU.....Loyola Marymount University, Los Angeles
- MC.....Memorial Coliseum, Portland, Ore.
- MP.....Maples Pavilion, Stanford, Calif.
- n/a.....unknown
- McA.....McArthur Court, Eugene, Ore.
- McK.....McKale Center, Tucson, Ariz.
- MGM...MGM Grand Garden Arena, Las Vegas, Nev.
- MK.....Matthew Knight Arena, Eugene, Ore.
- MSG.....Madison Square Garden, N.Y., N.Y.
- OC.....Oakland Coliseum Arena, Oakland, Calif.
- Oak.....Oakland, Calif. (venue n/a)
- PP.....Pauley Pavilion, Los Angeles
- Pull.....Pullman, Wash. (venue n/a)
- RG.....Rose Garden, Portland, Ore.
- SA.....Los Angeles Sports Arena, Los Angeles
- SP.....Spokane Arena, Spokane, Wash.
- SDG.....Sun Devil Gym, Tempe, Ariz.
- Sea.....Seattle, Wash. (venue n/a)
- SF.....San Francisco, Calif. (venue n/a)
- SP.....Stanford Pavilion, Stanford, Calif.
- Stp.....Staples Center, Los Angeles
- Tuc.....Tucson, Ariz. (venue n/a)
- TMA.....T-Mobile Arena (Las Vegas, Nev.)
- TNA.....The New Arena, Oakland, Calif.
- UAC.....University Activity Center, Tempe, Ariz.
- USC.....USC campus (venue n/a)
- WFA.....Wells Fargo Arena, Tempe, Ariz.
- N.....Other neutral site
- #.....Non-conference game
- &.....California later forfeited these games.
- (1).....Pac-12 Tournament game
- (2).....CBI Tournament gam
- (3).....NIT

Under the Pac-12's current 18-game Conference schedule, no team has finished league play undefeated. Seven times a team has finished league play at 17-1:

1981.....	OSU
1988.....	ARIZ
1989.....	ARIZ
1993.....	ARIZ
1998.....	ARIZ
2003.....	ARIZ
2004.....	STAN

In addition, eight times a team has reached the halfway point of league play at 9-0:

1980.....	OSU
1981.....	OSU
1983.....	UCLA
1988.....	ARIZ
1993.....	ARIZ
1998.....	ARIZ
2004.....	STAN
2017.....	ARIZ

There have been three instances in which a team managed a perfect road record in Pac-10 play (9-0):

1981.....	OSU
2001.....	STAN
2003.....	ARIZ

There have been 31 teams with an unblemished home record in league play (9-0):

1980.....	OSU
1982.....	OSU
1983.....	WSU
1984.....	OSU, WASH
1986.....	ARIZ
1988.....	ARIZ
1989.....	ARIZ, STAN
1990.....	ARIZ, OSU
1991.....	ARIZ
1992.....	USC
1993.....	ARIZ
1996.....	UCLA
1997.....	STAN
1998.....	ARIZ
1999.....	ARIZ
2000.....	ARIZ
2002.....	ORE
2003.....	STAN
2004.....	STAN
2005.....	WASH
2007.....	UCLA
2011.....	ARIZ
2014.....	ARIZ
2015.....	ARIZ, UCLA
2016.....	CAL, ORE
2017.....	ORE

ASSOCIATED PRESS (AP) – 1949 - present – Writers poll – Prior to NCAA Tournament
 UNITED PRESS INTERNATIONAL (UPI) – 1951-1996 – Coaches poll – Following NCAA Tournament
 USA TODAY – 1983 - present – Coaches poll – Following NCAA Tournament
 No. 1 and Pac-12 teams only. Number in parenthesis is depth of poll. Complete rankings can be found in the NCAA Records Book.

<p>1948-49 AP (10) 1. Kentucky 2. UTAH</p> <p>1949-50 AP (20) 1. Bradley 7. UCLA 15. ARIZONA* 18. WASHINGTON ST.</p> <p>1950-51 AP (20) 1. Kentucky 12. ARIZONA* 19. USC</p> <p>UPI (20) 1. Kentucky 12. ARIZONA* 13. WASHINGTON 16. UCLA</p> <p>1951-52 AP (20) 1. Kentucky 6. WASHINGTON 19. UCLA</p> <p>UPI (20) 1. Kentucky 5. WASHINGTON T20. UCLA</p> <p>1952-53 AP (20) 1. Indiana 4. WASHINGTON</p> <p>UPI (20) 1. Indiana 3. WASHINGTON 12. CALIFORNIA</p> <p>1953-54 AP (20) 1. Kentucky 11. USC</p> <p>UPI (20) 1. Indiana T14. USC 16. OREGON STATE</p> <p>1954-55 AP (20) 1. San Francisco 7. UTAH* 10. OREGON STATE 13. UCLA 15. COLORADO*</p> <p>UPI (20) 1. San Francisco 8. OREGON STATE 11. COLORADO* 12. UCLA</p> <p>1955-56 AP (20) 1. San Francisco 8. UCLA 20. UTAH*</p> <p>UPI (20) 1. San Francisco 9. UCLA</p> <p>1956-57 AP (20) 1. North Carolina 13. CALIFORNIA 14. UCLA</p> <p>UPI (20) 1. North Carolina 6. CALIFORNIA T9. UCLA</p>	<p>1957-58 AP (20) 1. West Virginia</p> <p>UPI (20) 1. West Virginia T16. OREGON STATE</p> <p>1958-59 AP (20) 1. Kansas State 11. CALIFORNIA 18. UTAH*</p> <p>UPI (20) 1. Kansas State 9. CALIFORNIA</p> <p>1959-60 AP (20) 1. Cincinnati 2. CALIFORNIA 6. UTAH*</p> <p>UPI (20) 1. CALIFORNIA</p> <p>1960-61 AP (20) 1. Ohio State 7. USC 11. UTAH*</p> <p>UPI (20) 1. Ohio State 5. USC</p> <p>1961-62 AP (20) 1. Ohio State 7. UTAH* 9. COLORADO* 14. OREGON STATE 16. ARIZONA STATE* 19. UCLA</p> <p>UPI (20) 1. Ohio State 8. COLORADO* 11. OREGON STATE 15. ARIZONA STATE* 17. UCLA</p> <p>1962-63 AP (10) 1. Cincinnati 4. ARIZONA STATE* 10. COLORADO*</p> <p>UPI (20) 1. Cincinnati 3. ARIZONA STATE* 9. COLORADO* 10. STANFORD 14. OREGON STATE 15. UCLA</p> <p>1963-64 AP (10) 1. UCLA 6. OREGON STATE</p> <p>UPI (20) 1. UCLA 5. OREGON STATE 19. ARIZONA STATE*</p> <p>1964-65 AP (10) 1. Michigan 2. UCLA</p> <p>UPI (20) 1. Michigan 2. UCLA</p>	<p>1965-66 AP (10) 1. Kentucky</p> <p>UPI (20) 1. Kentucky 15. OREGON STATE</p> <p>1966-67 AP (10) 1. UCLA</p> <p>UPI (20) 1. UCLA</p> <p>1967-68 AP (10) 1. Houston 2. UCLA</p> <p>UPI (20) 1. Houston 2. UCLA</p> <p>1968-69 AP (20) 1. UCLA 18. COLORADO*</p> <p>UPI (20) 1. UCLA T14. COLORADO*</p> <p>1969-70 AP (20) 1. Kentucky 2. UCLA 20. USC</p> <p>UPI (20) 1. Kentucky 2. UCLA</p> <p>1970-71 AP (20) 1. UCLA 5. USC</p> <p>UPI (20) 1. UCLA 5. USC</p> <p>1971-72 AP (20) 1. UCLA</p> <p>UPI (20) 1. UCLA</p> <p>1972-73 AP (20) 1. UCLA 16. ARIZONA STATE*</p> <p>UPI (20) 1. UCLA 13. ARIZONA STATE*</p> <p>1973-74 AP (20) 1. North Carolina State 2. UCLA 15. UTAH* 17. USC</p> <p>UPI (20) 1. North Carolina State 2. UCLA 3. USC</p>	<p>1974-75 AP (20) 1. UCLA 8. ARIZONA STATE* 18. OREGON STATE</p> <p>UPI (20) 1. Indiana 2. UCLA 7. ARIZONA STATE* 12. USC 17. ARIZONA*</p> <p>1975-76 AP (20) 1. Indiana 5. UCLA 15. ARIZONA</p> <p>UPI (20) 1. Indiana 5. UCLA 10. WASHINGTON 12. ARIZONA*</p> <p>1976-77 AP (20) 1. Michigan 2. UCLA 14. UTAH*</p> <p>UPI (20) 1. Michigan 4. UCLA</p> <p>1977-78 AP (20) 1. Kentucky 2. UCLA 14. UTAH*</p> <p>UPI (20) 1. Kentucky 2. UCLA</p> <p>1978-79 AP (20) 1. Indiana State 2. UCLA</p> <p>UPI (20) 1. Indiana State 2. UCLA</p> <p>1979-80 AP (20) 1. DePaul 5. OREGON STATE 18. ARIZONA STATE</p> <p>UPI (20) 1. DePaul 2. OREGON STATE 19. ARIZONA STATE</p> <p>1980-81 AP (20) 1. DePaul 2. OREGON STATE 3. ARIZONA STATE 10. UCLA 14. UTAH*</p> <p>UPI (20) 1. DePaul 2. OREGON STATE 5. ARIZONA STATE 11. UCLA</p> <p>1981-82 AP (20) 1. North Carolina 4. OREGON STATE 19. UCLA</p> <p>UPI (20) 1. North Carolina 4. OREGON STATE</p>	<p>1982-83 AP (20) 1. Houston 7. UCLA</p> <p>UPI (20) 1. Houston 7. UCLA</p> <p>USA TODAY/CNN (25) 1. North Carolina St. 24. WASHINGTON ST.</p> <p>1983-84 AP (20) 1. North Carolina 15. WASHINGTON 17. OREGON STATE</p> <p>UPI (20) 1. North Carolina 15. WASHINGTON 20. OREGON STATE</p> <p>USA TODAY/CNN (25) 1. Georgetown 15. WASHINGTON</p> <p>1984-85 AP (20) 1. Georgetown</p> <p>UPI (20) 1. Georgetown</p> <p>USA TODAY/CNN (25) 1. Villanova 23. UCLA</p> <p>1985-86 AP (20) 1. Duke</p> <p>UPI (20) 1. Duke</p> <p>USA TODAY/CNN (25) 1. Louisville</p> <p>1986-87 AP (20) 1. Nevada-Las Vegas 15. UCLA</p> <p>UPI (20) 1. Nevada-Las Vegas 13. UCLA</p> <p>USA TODAY/CNN (25) 1. Indiana 21. UCLA</p> <p>1987-88 AP (20) 1. Temple 2. ARIZONA</p> <p>UPI (20) 1. Temple 2. ARIZONA</p> <p>USA TODAY/CNN (25) 1. Kansas 3. ARIZONA</p> <p>1988-89 AP (20) 1. ARIZONA 13. STANFORD</p> <p>UPI (20) 1. ARIZONA 12. STANFORD</p> <p>USA TODAY/CNN (25) 1. Michigan 7. ARIZONA 21. STANFORD 25. UCLA</p>	<p>1989-90 AP (25) 1. Oklahoma 15. ARIZONA 22. OREGON STATE</p> <p>UPI (20) 1. Oklahoma 16. ARIZONA</p> <p>USA TODAY/CNN 1. Nevada-Las Vegas 21. ARIZONA 23. UCLA</p> <p>1990-91 AP (25) 1. Nevada-Las Vegas 8. ARIZONA 16. UCLA</p> <p>UPI (25) 1. Nevada-Las Vegas 7. ARIZONA 14. UCLA</p> <p>USA TODAY/CNN (25) 1. Duke 10. ARIZONA 25. UCLA</p> <p>1991-92 AP (25) 1. Duke 4. UCLA 8. USC 10. ARIZONA</p> <p>UPI (25) 1. Duke 3. UCLA 5. ARIZONA 7. USC</p> <p>USA TODAY/CNN (25) 1. Duke 8. UCLA 11. USC 16. ARIZONA</p> <p>1992-93 AP (25) 1. Indiana 5. ARIZONA 19. UTAH*</p> <p>UPI (25) 1. Indiana 5. ARIZONA</p> <p>USA TODAY/CNN (25) 1. North Carolina 6. ARIZONA 17. CALIFORNIA 24. UCLA</p> <p>1993-94 AP (25) 1. Arkansas 9. ARIZONA 16. CALIFORNIA 17. UCLA</p> <p>UPI (25) 1. Arkansas 9. ARIZONA 16. CALIFORNIA 17. UCLA</p> <p>USA TODAY/CNN (25) 1. Arkansas 3. ARIZONA 22. UCLA</p>	<p>1994-95 AP (25) 1. UCLA 15. ARIZONA 16. ARIZONA STATE 19. UTAH*</p> <p>UPI (25) 1. UCLA 13. ARIZONA 15. ARIZONA STATE 24. OREGON 25. STANFORD</p> <p>USA TODAY/CNN (25) 1. UCLA 13. ARIZONA STATE 25. ARIZONA</p> <p>1995-96 AP (25) 1. Massachusetts 11. ARIZONA 12. UTAH* 14. UCLA</p> <p>UPI (25) 1. Massachusetts 11. ARIZONA 13. UCLA</p> <p>USA TODAY/CNN (25) 1. Kentucky 11. ARIZONA 19. UCLA</p> <p>1996-97 AP (25) 1. Kansas 2. UTAH* 7. UCLA 15. ARIZONA 21. STANFORD 24. COLORADO</p> <p>UPI (25) 1. Kansas 2. UTAH* 7. UCLA 15. ARIZONA 21. STANFORD 24. COLORADO</p> <p>USA TODAY/CNN (25) 1. ARIZONA 7. UCLA 12. STANFORD 18. CALIFORNIA</p> <p>1997-98 AP (25) 1. North Carolina 7. UTAH* 4. ARIZONA 10. STANFORD 19. UCLA</p> <p>UPI (25) 1. North Carolina 7. UTAH* 4. ARIZONA 10. STANFORD 19. UCLA</p> <p>USA TODAY/ESPN (25) 1. Kentucky 4. STANFORD 6. ARIZONA 12. UCLA 24. WASHINGTON</p> <p>1998-99 AP (25) 1. Duke 6. UTAH* 7. STANFORD 12. ARIZONA 19. UCLA</p> <p>UPI (25) 1. Duke 6. UTAH* 7. STANFORD 12. ARIZONA 19. UCLA</p> <p>USA TODAY/ESPN (25) 1. Connecticut 2. STANFORD 16. ARIZONA 21. UCLA</p>
---	---	--	---	---	---	--

1999-00

- AP (25)
 1. Duke
 3. STANFORD
 4. ARIZONA
- USA TODAY/ESPN (25)
 1. Michigan State
 5. STANFORD
 8. ARIZONA
 23. UCLA

2000-01

- AP (25)
 1. Duke
 2. STANFORD
 5. ARIZONA
 15. UCLA
- USA TODAY/ESPN (25)
 1. Duke
 2. ARIZONA
 5. STANFORD
 12. UCLA
 14. USC

2001-02

- AP (25)
 1. Duke
 7. ARIZONA
 11. OREGON
 18. USC
 24. STANFORD
- USA TODAY/ESPN (25)
 1. Maryland
 6. OREGON
 10. ARIZONA
 20. UCLA

2002-03

- AP (25)
 1. Kentucky
 2. ARIZONA
 18. STANFORD
- USA TODAY/ESPN (25)
 1. Syracuse
 5. ARIZONA
 20. STANFORD

2003-04

- AP (25)
 1. STANFORD
 22. ARIZONA
- USA TODAY/ESPN (25)
 1. Connecticut
 6. STANFORD

2004-05

- AP (25)
 1. Illinois
 8. WASHINGTON
 9. ARIZONA
 18. UTAH*
- USA TODAY/ESPN (25)
 1. North Carolina
 6. ARIZONA
 9. WASHINGTON

2005-06

- AP (25)
 1. Duke
 17. UCLA
 17. WASHINGTON
- USA TODAY/ESPN (25)
 1. Florida
 2. UCLA
 12. WASHINGTON

2006-07

- AP (25)
 1. Ohio State
 7. UCLA
 10. OREGON
 13. WASHINGTON ST.
 23. USC
- USA TODAY/ESPN (25)
 1. Florida
 3. UCLA
 8. OREGON
 15. USC
 17. WASHINGTON ST.

2007-08

- AP (25)
 1. North Carolina
 3. UCLA
 10. STANFORD
 21. WASHINGTON ST.
- USA TODAY/ESPN (25)
 1. Kansas
 4. UCLA
 11. STANFORD
 15. WASHINGTON ST.

2008-09

- AP (25)
 1. Louisville
 15. WASHINGTON
 18. UCLA
 19. ARIZONA STATE
 25. UTAH*
- USA TODAY/ESPN (25)
 1. North Carolina
 16. WASHINGTON
 18. UCLA
 19. ARIZONA STATE
 24. ARIZONA

2009-10

- AP (25)
 1. Kansas
- USA TODAY/ESPN (25)
 1. Duke
 21. WASHINGTON

2010-11

- AP (25)
 1. Ohio State
 17. ARIZONA
 23. WASHINGTON
- USA TODAY/ESPN (25)
 1. Connecticut
 9. ARIZONA
 23. WASHINGTON

2011-12

- AP (25)
 1. Kentucky
- USA TODAY/ESPN (25)
 1. Kentucky

2012-13

- AP (25)
 1. Gonzaga
 21. ARIZONA
 24. UCLA
 25. OREGON
- USA TODAY/ESPN (25)
 1. Louisville
 14. ARIZONA
 15. OREGON

2013-14

- AP (25)
 1. Florida
 4. ARIZONA
 20. UCLA
- USA TODAY/ESPN (25)
 1. Connecticut
 5. ARIZONA
 15. UCLA
 24. STANFORD

2014-15

- AP (25)
 1. Kentucky
 5. ARIZONA
 19. UTAH
- USA TODAY/ESPN (25)
 1. Duke
 4. ARIZONA
 15. UTAH
 25. OREGON

2015-16

- AP (25)
 1. Kansas
 5. OREGON
 13. UTAH
 17. ARIZONA
 23. CALIFORNIA
- USA TODAY/ESPN (25)
 1. Villanova
 6. OREGON
 20. UTAH
 22. ARIZONA

2016-17

- AP (25)
 1. Villanova
 4. ARIZONA
 8. UCLA
 9. OREGON
- USA TODAY/ESPN (25)
 1. North Carolina
 3. OREGON
 7. ARIZONA
 9. UCLA

2017-18

- AP (25)
 1. Virginia
 12. ARIZONA
- USA TODAY/ESPN (25)
 1. Villanova

* Not a league member at the time of the ranking.

FINAL NO. 1 RANKINGS

AP	
Kentucky	10
UCLA	8
Duke	6
North Carolina	5
Ohio State	4
Indiana	3
Kansas	3
Cincinnati	2
DePaul	2
Houston	2
Michigan	2
San Francisco	2
Nevada-Las Vegas	2
ARIZONA	1
Arkansas	1
Bradley	1
Florida	1
Georgetown	1
Gonzaga	1
Indiana State	1
Kansas State	1
Louisville	1
Massachusetts	1
North Carolina State	1
Oklahoma	1
STANFORD	1
Temple	1
Villanova	1
Virginia	1
West Virginia	1
UPI	
UCLA	7
Indiana	5
Kentucky	5
North Carolina	3
DePaul	2
Duke	2
Houston	2
Michigan	2
Ohio State	2
San Francisco	2
Nevada-Las Vegas	2
ARIZONA	1
Arkansas	1
CALIFORNIA	1
Cincinnati	1
Georgetown	1
Indiana State	1
Kansas State	1
North Carolina State	1
Oklahoma	1
Temple	1
West Virginia	1
USA TODAY/ESPN	
Duke	6
Kentucky	3
North Carolina	3
Villanova	3
Connecticut	2
Florida	2
Kansas	2
Louisville	2
ARIZONA	1
UCLA	1
Arkansas	1
Georgetown	1
Indiana	1
Michigan	1
Michigan State	1
Nevada-Las Vegas	1
North Carolina State	1
Syracuse	1

PAC-12 TEAMS IN THE FINAL RANKINGS

AP	
UCLA	38
ARIZONA	25
UTAH	22
USC	10
STANFORD	9
ARIZONA STATE	8
OREGON STATE	8
WASHINGTON	7
CALIFORNIA	5
COLORADO	5
OREGON	5
WASHINGTON STATE	3
UPI	
UCLA	29
UTAH	12
OREGON STATE	10
ARIZONA	10
ARIZONA STATE	9
USC	6
WASHINGTON	5
CALIFORNIA	4
COLORADO	4
STANFORD	3
OREGON	1
WASHINGTON STATE	0
USA TODAY/COACHES	
ARIZONA	22
UCLA	20
STANFORD	9
UTAH	9
WASHINGTON	7
OREGON	6
USC	3
WASHINGTON STATE	3
ARIZONA STATE	2
CALIFORNIA	2
COLORADO	0
OREGON STATE	0

1949-50 (2)

#18 WSU 58, at #7 UCLA 60
#18 WSU 49, at #7 UCLA 52

1950-51 (3)

Mar. 2, 1951
#18 USC 53, at #17 UCLA 59
Mar. 3, 1951
#18 USC 43, at #17 UCLA 41
Mar. 5, 1951
#18 USC 41, at #17 UCLA 49

1951-52 (5)

Dec. 7, 1951
#13 UCLA 52, at #3 WASH 60
Dec. 8, 1951
#13 UCLA 61, at #3 WASH 76
Mar. 7, 1952
#6 WASH 53, at #19 UCLA 65
Mar. 8, 1952
#6 WASH 53, at #19 UCLA 50
Mar. 10, 1952
#6 WASH 50, at #19 UCLA 60

1952-53 (6)

Dec. 12, 1952
#4 WASH 53, at #7 UCLA 49
Dec. 13, 1952
#4 WASH 47, at #7 UCLA 54
Dec. 19, 1952
#18 CAL 50, at #9 WASH 60
Dec. 20, 1952
#18 CAL 88, at #9 WASH 99
Jan. 9, 1953
#18 Idaho 64, at #6 WASH 76
Jan. 10, 1953
#18 Idaho 58, at #6 WASH 82

1954-55 (2)

Mar. 4, 1955
#9 UCLA 75, at #14 OSU 82
Mar. 5, 1955
#9 UCLA 64, at #14 OSU 83

1957-58 (1)

Jan. 3, 1958
#19 CAL 43, at #18 OSU 55

1969-70 (1)

Dec. 12, 1969
#10 WASH 90, #12 USC 86
(Portland, Ore. - non-league game)

1970-71 (2)

Feb. 6, 1971
#3 UCLA 64, at #2 USC 60
Mar. 13, 1971
#3 USC 62, at #1 UCLA 73

1971-72 (1)

Feb. 5, 1972
#18 USC 56, at #1 UCLA 81

1972-73 (1)

Feb. 3, 1973
#1 UCLA 79, at #20 USC 56

1973-74 (2)

Feb. 2, 1974
#11 USC 54, at #1 UCLA 65
Mar. 9, 1974
#3 UCLA 82, at #7 USC 52

1974-75 (8)

Feb. 1, 1975
#6 USC 84, at #4 UCLA 89
Feb. 7, 1975
#8 USC 81, at #9 ORE 80
Feb. 8, 1975
#2 UCLA 107, at #9 ORE 103
Feb. 14, 1975
#17 OSU 80, at #10 USC 76
Feb. 14, 1975
#13 ORE 66, at #2 UCLA 95
Feb. 15, 1975
#13 ORE 90, at #10 USC 92
Feb. 15, 1975
#17 OSU 62, at #2 UCLA 74
Mar. 1, 1975
#20 WASH 78, at #17 OSU 86

1975-76 (4)

Jan. 17, 1976
#17 OSU 72, at #6 WASH 70
Feb. 5, 1976
#9 UCLA 92, at #6 WASH 87
Feb. 14, 1976
#9 WASH 76, at #6 UCLA 78
Feb. 26, 1976
#8 WASH 67, at #17 ORE 62

1979-80 (2)

Jan. 3, 1980
#14 OSU 76, at #16 UCLA 67
Feb. 7, 1980
#4 OSU 82, at #19 ASU 75 (OT)

1980-81 (6)

Jan. 3, 1981
#2 OSU 71, at #13 ASU 67
Jan. 16, 1981
#8 UCLA 74, at #12 ASU 78 (3 OT)
Jan. 29, 1981
#10 UCLA 67, at #1 OSU 81
Feb. 14, 1981
#5 ASU 61, at #8 UCLA 64
Mar. 1, 1981
#1 OSU 82, at #13 UCLA 76
Mar. 7, 1981
#5 ASU 87, at #1 OSU 67

1981-82 (1)

Jan. 29, 1982
#8 OSU 68, at #20 UCLA 74

1982-83 (1)

Feb. 3, 1983
#18 WSU 87, at #7 UCLA 89 (OT)

1988-89 (2)

Jan. 29, 1989
#19 STAN 52, at #6 ARIZ 72
Mar. 12, 1989
#1 ARIZ 73, #12 STAN 51 at
Inglewood

1989-90 (4)

Jan. 13, 1990
#18 ARIZ 67, at #19 UCLA 73
Jan. 27, 1990
#17 OSU 80, at #23 UCLA 94
Feb. 10, 1990
#19 UCLA 74, at #22 ARIZ 83
Mar. 3, 1990
#22 OSU 60, at #15 ARIZ 87

1990-91 (2)

Jan. 12, 1991
#7 UCLA 77, at #6 ARIZ 82
Feb. 10, 1991
#5 ARIZ 105, at #14 UCLA 94 (OT)

1991-92 (6)

Jan. 9, 1992
#23 USC 68, at #6 ARIZ 107
Jan. 11, 1992
#2 UCLA 89, at #6 ARIZ 87
Jan. 27, 1992
#4 UCLA 79, at #13 USC 83
Jan. 29, 1992
#25 USC 86, at #2 UCLA 82
Mar. 12, 1992
#2 ARIZ 81, at #8 UCLA 89
Mar. 14, 1992
#2 ARIZ 69, at #10 USC 70

1992-93 (1)

Jan. 7, 1993
#20 ARIZ 82, at #15 UCLA 80

1993-94 (5)

Jan. 13, 1994
#19 CAL 98, at #6 ARIZ 93 (OT)
Jan. 20, 1994
#9 ARIZ 66, at #2 UCLA 74
Feb. 13, 1994
#16 ARIZ 96, at #18 CAL 77
Feb. 19, 1994
#8 UCLA 74, at #15 ARIZ 98
Feb. 24, 1994
#17 CAL 92, at #15 UCLA 88

1994-95 (15)

Jan. 5, 1995
#9 ARIZ 52, at #15 ASU 53
Jan. 12, 1995
#13 ARIZ 99, at #20 CAL 86
Jan. 14, 1995
#12 ASU 73, at #20 CAL 68
Jan. 19, 1995
#4 UCLA 71, at #11 ARIZ 61
Jan. 21, 1995
#4 UCLA 85, at #13 ASU 72
Jan. 26, 1995
#12 ARIZ 97, at #18 ORE 89
Jan. 26, 1995
#17 STAN 74, at #4 UCLA 77
Jan. 28, 1995
#13 ASU 79, at #18 ORE 76
Feb. 4, 1995
#22 ORE 87, at #17 STAN 92
Feb. 9, 1995
#15 STAN 73, at #9 ARIZ 84
Feb. 11, 1995
#15 STAN 70, at #14 ASU 79
Feb. 16, 1995
#13 ASU 77, at #6 UCLA 82 (OT)
Feb. 18, 1995
#12 ARIZ 70, at #6 UCLA 72
Feb. 25, 1995
#2 UCLA 88, at #19 STAN 77
Mar. 11, 1995
#18 ASU 103, at #12 ARIZ 98 (2 OT)

1995-96 (2)

Jan. 20, 1996
#13 UCLA 79, at #18 ARIZ 88
Feb. 15, 1996
#13 ARIZ 75, at #18 UCLA 76

1996-97 (4)

Jan. 4, 1997
#21 STAN 75, at #9 ARIZ 76
Jan. 16, 1997
#15 STAN 72, at #24 ORE 69 (OT)
Feb. 13, 1997
#24 UCLA 66, at #11 ARIZ 64
Mar. 8, 1997
#12 ARIZ 80, at #23 STAN 81

1997-98 (6)

Jan. 3, 1998
#9 UCLA 75, at #8 ARIZ 87
Jan. 17, 1998
#9 UCLA 80, at #5 STAN 93
Jan. 29, 1998
#6 ARIZ 93, at #4 STAN 75
Feb. 12, 1998
#14 STAN 84, at #9 UCLA 81
Feb. 28, 1998
#8 STAN 58, at #2 ARIZ 90
Mar. 7, 1998
#2 ARIZ 91, at #19 UCLA 87

1998-99 (6)

Jan. 2, 1999
#6 ARIZ 75, at #10 UCLA 82
Jan. 16, 1999
#4 STAN 72, at #10 UCLA 59
Jan. 28, 1999
#3 STAN 76, at #13 ARIZ 78
Feb. 2, 1999
#7 ARIZ 83, at #6 STAN 98
Feb. 11, 1999
#9 UCLA 73, at #6 STAN 77
Mar. 6, 1999
#12 UCLA 70, at #13 ARIZ 87

1999-2000 (5)

Jan. 8, 2000
#5 ARIZ 68, at #1 STAN 65
Jan. 20, 2000
#2 ARIZ 76, at #25 UCLA 61
Feb. 3, 2000
#23 ORE 71, at #9 ARIZ 77
Feb. 12, 2000
#24 ORE 61, at #2 STAN 76
Mar. 9, 2000
#2 STAN 81, at #9 ARIZ 86

2000-01 (6)

Jan. 6, 2001
#2 STAN 85, at #16 ARIZ 76
Jan. 18, 2001
#20 USC 58, at #17 ARIZ 71
Feb. 1, 2001
#21 USC 71, at #1 STAN 77
Mar. 3, 2001
#1 STAN 85, at #12 UCLA 79
Feb. 15, 2001
#8 ARIZ 77, at #24 UCLA 79 (OT)
Mar. 8, 2001
#8 ARIZ 76, at #1 STAN 75

2001-02 (18)

Jan. 17, 2002
#18 USC 80, at #15 ARIZ 97
Jan. 19, 2002
#9 UCLA 86, at #15 ARIZ 96
Jan. 24, 2002
#17 STAN 86, at #13 UCLA 76
Jan. 26, 2002
#17 STAN 82, at #23 USC 90
Feb. 2, 2002
#19 ARIZ 88, at #18 STAN 82 (OT)

Feb. 6, 2002
#25 USC 65, at #15 UCLA 67
Feb. 7, 2002
#13 ORE 87, at #10 STAN 90 (OT)
Feb. 14, 2002
#9 ARIZ 76, at #20 UCLA 77
Feb. 16, 2002
#9 ARIZ 89, at #25 USC 94
Feb. 21, 2002
#20 USC 77, at #10 STAN 58
Feb. 23, 2002
#25 UCLA 95, at #10 STAN 92
Feb. 28, 2002
#17 STAN 76, at #14 ARIZ 71
#13 ORE 67, at #19 USC 65
Mar. 2, 2002
#21 CAL 53, at #14 ARIZ 99
Mar. 7, 2002 (Pac-10 Tournament)
#22 USC 103, #16 STAN 78
Mar. 8, 2002 (Pac-10 Tournament)
#15 ARIZ 90, #25 CAL 78
#22 USC 89, #9 ORE 78
Mar. 9, 2002 (Pac-10 Tourn.)
#15 ARIZ 81, #22 USC 71

2002-03 (5)

Jan. 2, 2003
#4 ARIZ 81, at #9 ORE 72
Feb. 1, 2003
#20 CAL 80, at #1 ARIZ 95
Feb. 27, 2003
#1 ARIZ 88, at #23 CAL 75
Mar. 1, 2003
#1 ARIZ 72, at #19 STAN 69
Mar. 8, 2003
#22 CAL 60, at #17 STAN 72

2003-04 (2)

Jan. 10, 2004
#4 STAN 82, at #3 ARIZ 72
Feb. 7, 2004
#12 ARIZ 77, at #2 STAN 80

2004-05 (3)

Jan. 27, 2005
#10 WASH 82, at #11 ARIZ 91
Feb. 26, 2005
#9 ARIZ 85, at #14 WASH 93
Mar. 12, 2005 (Pac-10 Tourn.)
#14 WASH 81, #8 ARIZ 72

2005-06 (3)

Jan. 5, 2006
#17 UCLA 85, at #21 ARIZ 79
Jan. 14, 2006
#13 WASH 69, at #11 UCLA 65
Feb. 11, 2006
#12 UCLA 67, at #23 WASH 70

2006-07 (16)

Dec. 31, 2006
#14 WASH 74, at #1 UCLA 96
Jan. 4, 2007
#7 ARIZ 96, at #24 WASH 87
Jan. 6, 2007
#1 UCLA 66, at #16 ORE 68
Jan. 14, 2007
#15 ORE 79, at #10 ARIZ 77
Jan. 20, 2007
#11 ARIZ 69, #3 at UCLA 73
Jan. 27, 2007
#9 ORE 77, at #20 WSU 74 (OT)
Feb. 1, 2007
#18 WSU 72, at #20 ARIZ 66
#9 ORE 57, at #5 UCLA 69
Feb. 7, 2007
#19 USC 65, at #1 UCLA 70
Feb. 8, 2007
#25 STAN 45, at #14 WSU 58

Feb. 10, 2007
#24 ARIZ 77, at #13 ORE 74
Feb. 15, 2007
#22 USC 80, at #19 ARIZ 75
Feb. 17
#5 UCLA 81, at #19 ARIZ 66
Feb. 22, 2007
#9 WSU 59, at #23 ORE 64
Mar. 1, 2007
#2 UCLA 53, at #13 WSU 45
Mar. 3, 2007
#23 USC 86, at #13 WSU 88 (2 OT)

2007-08 (10)

Jan. 3, 2008
#5 UCLA 76, at #24 STAN 67
Jan. 5, 2008
#22 USC 46, at #24 STAN 52
Jan. 12, 2008
#4 WSU 74, at #5 UCLA 81
Jan. 26, 2008
#6 WSU 56, at #24 ASU 55
Feb. 2, 2008
#14 STAN 67, at #9 WSU 65 (OT)
Feb. 7, 2008
#5 UCLA 67, at #17 WSU 59
Mar. 1, 2008
#22 WSU 53, at #8 STAN 60
Mar. 6, 2008
#7 STAN 67, at #3 UCLA 77 (OT)
Mar. 14, 2008 (Pac-10 Tourn.)
#11 STAN 75, #21 WSU 64
Mar. 15, 2008 (Pac-10 Tourn.)
#3 UCLA 67, #11 STAN 64

2008-09 (6)

Jan. 17, 2009
#16 ASU 61, at #9 UCLA 58 (OT)
Jan. 31, 2009
#23 WASH 84, at #14 ASU 71
Feb. 12, 2009
#11 UCLA 67, at #18 ASU 74
Feb. 19, 2009
#22 WASH 76, at #20 UCLA 85
Feb. 26, 2009
#14 ASU 70, at #21 WASH 73 (OT)
Mar. 13, 2009 (Pac-10 Tourn.)
#13 WASH 65, #23 ASU 75

2009-10

None

2010-11

None

2011-12

None

2012-13 (1)

Mar. 4, 2013 (Pac-12 Tournament)
#21 UCLA 66, #18 ARIZ 64

2013-14 (2)

Jan. 10, 2014
#10 ORE 91, at #20 COLO 100
Mar. 15, 2014 (Pac-12 Tournament)
#20 UCLA 75, #4 ARIZ 71

2014-15 (2)

Jan. 17, 2015
#8 UTAH 51, at #10 ARIZ 69
Feb. 28, 2015
#7 ARIZ 63, at #13 UTAH 57

2015-16 (7)

Jan. 28, 2016
#23 ORE 83, at #18 ARIZ 75
Feb. 14, 2016
#23 USC 78, at #17 ARIZ 86
Feb. 27, 2016
#9 ARIZ 64, at #22 UTAH 70
Mar. 3, 2016
#25 CAL 61, at #18 ARIZ 64
Mar. 11, 2016 (Pac-12 Tournament)
#8 ORE 95, #15 ARIZ 89 (OT)
#12 UTAH 82, #24 CAL 78 (OT)
Mar. 12, 2016 (Pac-12 Tournament)
#8 ORE 88, #12 UTAH 57

2016-17 (8)

Dec. 28, 2016
#2 UCLA 87, at #21 ORE 89
Dec. 30, 2016
#22 USC 61, at #21 ORE 84
Jan. 21, 2017
#14 ARIZ 96, at #3 UCLA 85
Feb. 4, 2017
#5 ARIZ 58, at #13 ORE 85
Feb. 9, 2017
#5 ORE 79, at #10 UCLA 82
Feb. 25, 2017
#5 UCLA 77, at #4 ARIZ 72
March 10, 2017 (Pac-12 Tournament)
#7 ARIZ 86, #3 UCLA 75
#7 ARIZ 83, #5 ORE 80

2017-18 (2)

Dec. 30, 2017
#3 ASU 78, at #17 ARIZ 84
Feb. 15, 2018
#17 ARIZ 77, at #25 ASU 70

Ranking Notes:

- Associated Press polls began with the 1948-49 season.
- The AP poll was reduced from 20 teams to 10 teams in 1961-62.
- The AP poll expanded back to 20 teams during the 1968-69 season.
- The AP poll expanded from 20 teams to 25 teams during the 1989-90 season.
- 197 games have been played pitting two ranked Pac-12 teams.
- 39 games featured both teams ranked in the Top-10.
- Seven Conference games featured both teams ranked in the Top-5:
1971 #2 USC vs. #3 UCLA
1971 #1 UCLA vs. #3 USC
1981 #1 OSU vs. #5 ASU
2000 #1 STAN vs. #5 ARIZ
2004 #4 STAN vs. #3 ARIZ
2008 #4 WSU vs. #5 UCLA
2017 #4 ARIZ vs. #5 UCLA
- Home teams are 107-73 (.594) (17 games played at neutral sites)
- Higher-ranked teams own a 114-83 (.579) record.
- Conference breakdown during the ranking periods:
1949-1959 Pacific Coast
1960-1968 Athletic Association of Western Univ.
1969-1978 Pacific-8
1979-2011 Pacific-10
2012- Pac-12

The Pac-12 Conference has won 16 NCAA basketball titles, second-most of any conference behind only the ACC (17) . . . Oregon's Tall Firs won the first NCAA Championship in 1939. Stanford claimed the national title in 1942, followed by Utah in 1944 and California in 1959 . . . UCLA established a basketball dynasty that included 10 titles in 12 seasons and a winning streak of seven consecutive NCAA crowns . . . In 1997, Arizona became the sixth different Pac-12 institution to capture the NCAA basketball title.

School (Seasons)	Yrs	W-L	Pct.	1st	2nd	3rd	4th
Arizona (1951, 76-77, 85-09, 11, 13-18)	35	56-34	.622	1	1	2	0
Arizona State (1958, 61-64, 73, 75, 80-81, 91, 95, 03, 09, 14, 18)	15	13-16	.448	0	0	0	0
California (1946, 57-60, 90, 93-94, 96-97, 2001-03, 06, 09-10, 12-13, 16)	19	20-19	.513	1	1	0	1
Colorado (1940, 42, 46, 54-55, 62-63, 69, 97, 2003, 12-14, 16)	14	10-16	.385	0	0	1	0
Oregon (1939, 45, 60-61, 95, 00, 02-03, 07-08, 13-17)	15	23-14	.622	1	0	1	0
Oregon State (1947, 49, 55, 62-64, 66, 75, 80-82, 84-85, 88-90, 2016)	17	12-20	.375	0	0	0	2
Stanford (1942, 89, 92, 95-05, 07-08, 14)	17	23-16	.590	1	0	1	0
UCLA (1950, 52, 56, 62-65, 67-81, 83, 87, 89-02, 2005-09, 11, 13-15, 17-18)	49	106-42	.716	11	2	4	1
USC (1940, 54, 60-61, 79, 82, 85, 91-92, 97, 01-02, 07-09, 11, 16-17)	18	14-20	.412	0	0	1	1
Utah (1944-45, 55-56, 59-61, 66, 77-79, 81, 83, 86, 91, 93, 95-00, 02-05, 09, 15-16)	29	38-32	.543	1	1	0	2
Washington (1943, 48, 51, 53, 76, 84-86, 98-99, 04-06, 09-11)	16	18-17	.515	0	0	1	0
Washington State (1941, 80, 83, 94, 07-08)	6	6-6	.500	0	1	0	0
TOTALS		339-252	.574	16	6	11	7

Records of the following schools were later voided by the NCAA: UCLA (1980 – 5-1), OSU (1980 – 0-1, 1981 – 0-1, 1982 – 2-1), CAL (1996 – 0-1).

Note: Several current Pac-12 members competed in the NCAA Tournament while members of other conferences. Those teams and their records are Arizona (2-3), Arizona State (7-7), Colorado (9-12), Oregon (2-2), Oregon State (5-4), Utah (35-30).

**YEARLY NCAA TOURNAMENT RESULTS
(Pac-12 schools only – Field size in parenthesis)**

1938-39 (8 teams)

ORE 56, Texas 41 West RSF Mar. 20. San Francisco, Calif.
 ORE 55, Oklahoma 37 West RF Mar. 21. San Francisco, Calif.
 ORE 46, Ohio State 33 NC Mar. 27 Evanston, Ill.

1939-40 (8 teams)

USC 38, COLO 32 West RSF Mar. 20 Kansas City, Mo.
 Kansas 43, USC 42 West RF Mar. 21 Kansas City, Mo.

USC 38, COLO 32 West RSF Mar. 20 Kansas City, Mo.
 Rice 60, COLO 56 West R3rd Mar. 21 Kansas City, Mo.
 (COLO not a Conference member at time of game)

1940-41 (8 teams)

WSU 48, Creighton 39 West RSF Mar. 20 Kansas City, Mo.
 WSU 64, Arkansas 53 West RF Mar. 22 Kansas City, Mo.
 Wisconsin 39, WSU 34 NC Mar. 29 Kansas City, Mo.

1941-42 (8 teams)

STAN 53, Rice 47 West RSF Mar. 20 Kansas City, Mo.
 STAN 46, COLO 35 West RF Mar. 21 Kansas City, Mo.
 STAN 53, Dartmouth 38 NC Mar. 28 Kansas City, Mo.

COLO 46, Kansas 44 West RSF Mar. 20 Kansas City, Mo.
 STAN 46, COLO 35 West RF Mar. 21 Kansas City, Mo.
 (COLO not a Conference member at time of game)

1942-43 (8 teams)

Texas 59, WASH 55 West RSF Mar. 26 Kansas City, Mo.
 Oklahoma 58, WASH 43 West R3rd Mar. 27 Kansas City, Mo.

1943-44 (8 teams)

UTAH 45, Missouri 35 West RSF Mar. 24 Kansas City, Mo.
 UTAH 40, Iowa State WRF Mar. 25 Kansas City, Mo.
 UTAH 42, Dartmouth 40 (OT) NC Mar. 28 New York, N.Y.
 (UTAH not a Conference member at time of game)

1944-45 (8 teams)

Arkansas 79, ORE 76 West RSF Mar. 23 Kansas City, Mo.
 ORE 69, UTAH 66 West R3rd Mar. 24 Kansas City, Mo.

ORE 69, UTAH 66 West R3rd Mar. 24 Kansas City, Mo.
 (UTAH not a Conference member at time of game)

1945-46 (8 teams)

CAL 50, COLO 44 West RSF Mar. 22 Kansas City, Mo.
 Oklahoma A&M 52, CAL 35 West RF Mar. 23 Kansas City, Mo.
 Ohio State 63, CAL 45 N3rd Mar. 26 New York, N.Y.

CAL 50, COLO 44 West RSF Mar. 22 Kansas City, Mo.
 COLO 59, Baylor 44 West R3rd Mar. 23 Kansas City, Mo.

1946-47 (8 teams)

Oklahoma 56, OSU 54 West RSF Mar. 21 Kansas City, Mo.
 OSU 63, Wyoming 46 West R3rd Mar. 22 Kansas City, Mo.

1947-48 (8 teams)

Baylor 64, WASH 62 West RSF Mar. 19 Kansas City, Mo.
 WASH 57, Wyoming 47 West R3rd Mar. 20 Kansas City, Mo.

1948-49 (8 teams)

OSU 56, Arkansas 38 West RSF Mar. 18 Kansas City, Mo.
 Oklahoma A&M 55, OSU 30 West RF Mar. 19 Kansas City, Mo.
 Illinois 83, OSU 53 N3rd Mar. 23 New York, N.Y.

1949-50 (8 teams)

Bradley 73, UCLA 59 West RSF Mar. 24 Kansas City, Mo.
 Brigham Young 83, UCLA 62 West R3rd Mar. 25 Kansas City, Mo.

1950-51 (16 teams)

WASH 62, Texas A&M 40 West 1st Mar. 22 Kansas City, Mo.
 Oklahoma A&M 61, WASH 57 West RSF Mar. 23 Kansas City, Mo.
 WASH 80, Brigham Young 67 West R3rd Mar. 24 Kansas City, Mo.

Kansas State 61, ARIZ 59 West 1st Mar. 21 Kansas City, Mo.
 (ARIZ not a Conference member at time of game)

1951-52 (16 teams)

Santa Clara 68, UCLA 59 West 1st Mar. 22 Corvallis, Ore.
 Oklahoma City 55, UCLA 53 West R3rd Mar. 22 Corvallis, Ore.

1952-53 (22 teams)

WASH 92, Seattle 70 West RSF Mar. 13 Seattle, Wash.
 WASH 74, Santa Clara 62 West RF Mar. 14 Corvallis, Ore.
 Kansas 79, WASH 53 NSF Mar. 17 Kansas City, Mo.
 WASH 88, Louisiana State 69 N3rd Mar. 18 Kansas City, Mo.

1953-54 (24 teams)

USC 73, Idaho State 59 West RSF Mar. 12 Corvallis, Ore.
 USC 66, Santa Clara 65 West RF Mar. 13 Corvallis, Ore.
 Bradley 74, USC 72 NSF Mar. 19 Kansas City, Mo.
 Penn State 70, USC 61 N3rd Mar. 20 Kansas City, Mo.

Bradley 76, COLO 64 WRSF Mar. 12 Stillwater, Okla.
 Rice 78, COLO 55 WR3rd Mar. 13 Stillwater, Okla.

1954-55 (24 teams)

OSU 83, Seattle 71 West RSF Mar. 11 Corvallis, Ore.
 San Francisco 57, OSU 56 West RF Mar. 12 Corvallis, Ore.

San Francisco 78, UTAH 59 West RSF Mar. 11 Corvallis, Ore.
 UTAH 108, Seattle 85 West R3rd Mar. 12 Corvallis, Ore.
 (UTAH not a Conference member at time of game)

1955-56 (24 teams)

San Francisco 72, UCLA 61 West RSF Mar. 16 Corvallis, Ore.
 UCLA 94, Seattle 70 West R3rd Mar. 17 Corvallis, Ore.

COLO 69, Tulsas 59 West RSF Mar. 10 Manhattan, Kan.
 COLO 93, Bradley 81 West RF Mar. 15 Manhattan, Kan.
 San Francisco 62, COLO 50 NSF Mar. 19 Kansas City, Mo.
 COLO 75, Iowa 54 N3rd Mar. 21 Kansas City, Mo.
 (COLO not a Conference member at time of game)

UTAH 81, Seattle 72 West RSF Mar. 16 Corvallis, Ore.
 San Francisco 92, UTAH 77 West RF Mar. 17 Corvallis, Ore.
 (UTAH not a Conference member at time of game)

1956-57 (23 teams)

CAL 86, Brigham Young 59 West RSF Mar. 15 Corvallis, Ore.
 San Francisco 50, CAL 46 West RF Mar. 16 Corvallis, Ore.

1957-58 (24 teams)

CAL 54, Idaho State 43 West RSF Mar. 14 Daly City, Calif.
 Seattle 66, CAL 62 OT West RF Mar. 15 Daly City, Calif.
 Idaho State 72, ASU 68 West 1st Mar. 12 Berkeley, Calif.
 (ASU not a Conference member at time of game)

1958-59 (22 teams)

CAL 71, UTAH 53 West RSF Mar. 13 Daly City, Calif.
 CAL 66, Saint Mary's (Calif.) 46 West RF Mar. 14 Daly City, Calif.
 CAL 64, Cincinnati 58 NSF Mar. 20 Louisville, Ky.
 CAL 71, West Virginia 70 NC Mar. 21 Louisville, Ky.

CAL 71, UTAH 53 West RSF Mar. 13 Daly City, Calif.
 Idaho State 71, UTAH 65 West R3rd Mar. 14 Daly City, Calif.
 (UTAH not a Conference member at time of game)

1959-60 (25 teams)

CAL 71, Idaho State 44 West 1st Mar. 8 Daly City, Calif.
 CAL 69, Santa Clara 49 West RSF Mar. 11 Seattle, Wash.
 CAL 70, ORE 49 West RF Mar. 12 Seattle, Wash.
 CAL 77, Cincinnati 69 NSF Mar. 18 Daly City, Calif.
 Ohio State 75, CAL 55 NC Mar. 19 Daly City, Calif.

UTAH 80, USC 73 West 1st Mar. 7 Corvallis, Ore.

ORE 68, New Mexico State 60 West 1st Mar. 7 Corvallis, Ore.
 ORE 65, UTAH 64 West RSF Mar. 11 Corvallis, Ore.
 CAL 70, ORE 49 West RF Mar. 12 Seattle, Wash.
 (ORE not a Pac-12 member at time of game)

UTAH 80, USC 73 West 1st Mar. 8 Provo, Utah
 Oregon 65, Utah 54 West RSF Mar. 11 Seattle, Wash.
 UTAH 89, Santa Clara 81 West R3rd Mar. 12 Seattle, Wash.
 (UTAH not a Conference member at time of game)

1960-61 (24 teams)

USC 81, ORE 79 West 1st Mar. 15 Portland, Ore.
 ASU 86, USC 71 West RSF Mar. 17 Portland, Ore.
 Loyola Marymount 69, USC 67 West RF Mar. 24 Kansas City, Mo.

ASU 72, Seattle 70 West 1st Mar. 15 Portland, Ore.
 ASU 86, USC 71 West RSF Mar. 17 Portland, Ore.
 UTAH 88, ASU 80 West RF Mar. 18 Portland, Ore.
 (ASU not a Conference member at time of game)

USC 81, ORE 79 West 1st Mar. 15 Portland, Ore.
 (ORE not a Pac-12 member at time of game)

UTAH 91, Loyola Marymount 75 West RSF Mar. 17 Portland, Ore.
 UTAH 88, ASU 80 West RF Mar. 18 Portland, Ore.
 Cincinnati 82, UTAH 67 NSF Mar. 24 Kansas City, Mo.
 St. Joseph's 127, UTAH 120 (4OT) N3rd Mar. 25 Kansas City, Mo..
 (UTAH not a Conference member at time of game)

1961-62 (25 teams)

UCLA 73, Utah State 62 West RSF Mar. 16 Provo, Utah
 UCLA 88, OSU 69 West RF Mar. 17 Provo, Utah
 Cincinnati 72, UCLA 70 NSF Mar. 23 Louisville, Ky.
 Wake Forest 82, UCLA 80 N3rd Mar. 24 Louisville, Ky.

OSU 69, Seattle 65 West 1st Mar. 13 Corvallis, Ore.
 OSU 69, Pepperdine 67 West RSF Mar. 16 Provo, Utah
 UCLA 88, OSU 69 West SF Mar. 17 Provo, Utah
 (OSU not a Conference member at time of game)

Utah State 78, ASU 73 West 1st Mar. 13 Corvallis, Ore.
 (ASU not a Conference member at time of game)

COLO 67, Texas Tech 60 West RSF Mar. 16 Manhattan, Kan.
 Cincinnati 73, COLO 46 West RF Mar. 17 Manhattan, Kan.
 (COLO not a Conference member at time of game)

1962-63 (25 teams)

ASU 93, UCLA 79 West RSF Mar. 11 Eugene, Ore.
 ASU 79, Utah State 75 (OT) West 1st Mar. 11 Eugene, Ore.
 ASU 93, UCLA 79 West RSF Mar. 15 Provo, Utah
 OSU 83, ASU 65 West SF Mar. 16 Provo, Utah
 (ASU not a Conference member at time of game)

OSU 70, Seattle 66 West 1st Mar. 11 Eugene, Ore.
 OSU 65, San Francisco 61 West RSF Mar. 15 Provo, Utah
 OSU 83, ASU 65 West RF Mar. 16 Provo, Utah
 Cincinnati 80, OSU 46 NSF Mar. 22 Louisville, Ky.
 Duke 85, OSU 63 N3rd Mar. 23 Louisville, Ky.
 (OSU not a Conference member at time of game)

COLO 78, Oklahoma City 72 Midwest RSF Mar. 15 Lawrence, Kan.
 Cincinnati 67, COLO 60 Midwest R3rd Mar. 16 Lawrence, Kan.
 (COLO not a Conference member at time of game)

1963-64 (25 teams)

UCLA 95, Seattle 90 West RSF Mar. 13 Corvallis, Ore.
 UCLA 76, San Francisco 72 West RF Mar. 14 Corvallis, Ore.
 UCLA 90, Kansas State 84 NSF Mar. 20 Kansas City, Mo.
 UCLA 98, Duke 83 NC Mar. 21 Kansas City, Mo.

Seattle 61, OSU 57 West 1st Mar. 10 Eugene, Ore.
 (OSU not a Pac-10 member at time of game)

Utah State 92, ASU 90 West 1st Mar. 10 Eugene, Ore.
 (ASU not a Conference member at time of game)

1964-65 (23 teams)

UCLA 100, Brigham Young 76 West RSF Mar. 12 Provo, Utah
 UCLA 101, San Francisco 93 West RF Mar. 13 Provo, Utah
 UCLA 108, Wichita State 89 NSF Mar. 19 Portland, Ore.
 UCLA 91, Michigan 80 NC Mar. 20 Portland, Ore.

1965-66 (22 teams)

OSU 63, Houston 60 West RSF Mar. 11 Los Angeles, Calif.
 UTAH 70, OSU 64 West RF Mar. 12 Los Angeles, Calif.

UTAH 83, Pacific 74 West RSF Mar. 11 Los Angeles, Calif.
 UTAH 70, OSU 64 West RF Mar. 12 Los Angeles, Calif.
 Texas Western 85, UTAH 78 NSF Mar. 18 College Park, Md.
 Duke 79, UTAH 77 N3rd Mar. 19 College Park, Md.
 (UTAH not a Conference member at time of game)

1966-67 (23 teams)

UCLA 109, Wyoming 60 West RSF Mar. 17 Corvallis, Ore.
 UCLA 80, Pacific 64 West SF Mar. 18 Corvallis, Ore.
 UCLA 73, Houston 58 NSF Mar. 24 Louisville, Ky.
 UCLA 79, Dayton 64 NC Mar. 25 Louisville, Ky.

1967-68 (23 teams)

UCLA 58, New Mexico State 49 West RSF Mar. 15 Albuquerque, N.M.
 UCLA 87, Santa Clara 66 West RF Mar. 16 Albuquerque, N.M.
 UCLA 101, Houston 69 NSF Mar. 22 Los Angeles, Calif.
 UCLA 78, North Carolina 55 NC Mar. 23 Los Angeles, Calif.

1968-69 (25 teams)

UCLA 53, New Mexico State 38 West RSF Mar. 13 Los Angeles, Calif.
 UCLA 90, Santa Clara 52 West SF Mar. 15 Los Angeles, Calif.
 UCLA 85, Drake 82 NSF Mar. 20 Louisville, Ky.
 UCLA 92, Purdue 72 NC Mar. 22 Louisville, Ky.

Colorado State 64, COLO 56 Midwest RSF Mar. 13 Lawrence, Kan.
 COLO 97, Texas A&M 82 Midwest R3rd Mar. 15 Lawrence, Kan.
 (COLO not a Conference member at time of game)

1969-70 (25 teams)

UCLA 88, Long Beach State 65.....West RSF.....Mar. 12..... Seattle, Wash.
 UCLA 101, Utah State 79.....West RF.....Mar. 14..... Seattle, Wash.
 UCLA 93, New Mexico State 77.....NSF.....Mar. 19..... College Park, Md.
 UCLA 80, Jacksonville 69.....NC.....Mar. 21..... College Park, Md.

1970-71 (25 teams)

UCLA 91, Brigham Young 73.....West RSF.....Mar. 18.. Salt Lake City, Utah
 UCLA 57, Long Beach State 55.....West RF.....Mar. 20.. Salt Lake City, Utah
 UCLA 68, Kansas 60.....NSF.....Mar. 25..... Houston, Texas
 UCLA 68, Villanova 62.....NC.....Mar. 27..... Houston, Texas

1971-72 (25 teams)

UCLA 90, Weber State 58.....West RSF.....Mar. 18..... Provo, Utah
 UCLA 73, Long Beach State 57.....West RF.....Mar. 20..... Provo, Utah
 UCLA 96, Louisville 77.....NSF.....Mar. 25..... Los Angeles, Calif.
 UCLA 81, Florida State 76.....NC.....Mar. 25..... Los Angeles, Calif.

1972-73 (25 teams)

UCLA 98, ASU 81.....West RSF.....Mar. 15..... Los Angeles, Calif.
 UCLA 54, San Francisco 39.....West RF.....Mar. 17..... Los Angeles, Calif.
 UCLA 70, Indiana 69.....NSF.....Mar. 24..... St. Louis, Mo.
 UCLA 87, Memphis State 66.....NC.....Mar. 25..... St. Louis, Mo.

ASU 103, Oklahoma City 78.....West 1st.....Mar. 10..... Logan, Utah
 UCLA 98, ASU 81.....West RSF.....Mar. 15..... Los Angeles, Calif.
 (ASU not a Conference member at time of game)

1973-74 (25 teams)

UCLA 111, Dayton 100 (30T).....West RSF.....Mar. 14..... Tucson, Ariz.
 UCLA 83, San Francisco 60.....West RF.....Mar. 15..... Tucson, Ariz.
 N. Car. St. 80, UCLA 77 (20T).....NSF.....Mar. 24..... Greensboro, N.C.
 UCLA 78, Kansas 61.....NC3rd.....Mar. 25..... Greensboro, N.C.

1974-75 (32 teams)

UCLA 103, Michigan 91 (OT).....West 1st.....Mar. 15..... Portland, Ore.
 UCLA 67, Montana 64.....West RSF.....Mar. 20..... Portland, Ore.
 UCLA 89, ASU 75.....West RF.....Mar. 22..... Portland, Ore.
 UCLA 75, Louisville 74 (OT).....NSF.....Mar. 29..... San Diego, Calif.
 UCLA 92, Kentucky 85.....NC.....Mar. 31..... San Diego, Calif.

OSU 78, Middle Tenn. St. 67.....West 1st.....Mar. 15..... Lexington, Ky.
 Indiana 81, OSU 71.....Midwest RSF.....Mar. 20..... Dayton, Ohio
 Central Michigan 88, OSU 87.....Midwest R3rd.....Mar. 22..... Tulsa, Okla.

ASU 97, Alabama 94.....West 1st.....Mar. 15..... Tempe, Ariz.
 ASU 84, Nevada-Las Vegas 81.....West RSF.....Mar. 20..... Tempe, Ariz.
 UCLA 89, ASU 75.....West RF.....Mar. 22..... Portland, Ore.
 (ASU not a Conference member at time of game)

1975-76 (32 teams)

UCLA 74, San Diego State 64.....West 1st.....Mar. 13..... Eugene, Ore.
 UCLA 70, Pepperdine 61.....West RSF.....Mar. 20..... Eugene, Ore.
 UCLA 82, ARIZ 66.....West RF.....Mar. 20..... Los Angeles, Calif.
 Indiana 65, UCLA 51.....NSF.....Mar. 27..... Philadelphia, Pa.
 UCLA 106, Rutgers 92.....NC3rd.....Mar. 29..... Philadelphia, Pa.

Missouri 69, WASH 67.....Midwest 1st.....Mar. 13..... Lawrence, Kan.

ARIZ 83, Georgetown 76.....West 1st.....Mar. 13..... Tempe, Ariz.
 ARIZ 117, Nev.-L.V. 109 (OT).....West RSF.....Mar. 18..... Tempe, Ariz.
 UCLA 82, ARIZ 66.....West RF.....Mar. 20..... Los Angeles, Calif.
 (ARIZ not a Conference member at time of game)

1976-77 (16 teams)

UCLA 87, Louisville 79.....West 1st.....Mar. 12.....Pocatello, Idaho
 Idaho State 76, UCLA 75.....West RSF.....Mar. 17.....Pocatello, Idaho

Southern Illinois 81, ARIZ 77.....Midwest 1st.....Mar. 12.....Omaha, Neb.
 (ARIZ not a Conference member at time of game)

UTAH 72, St. John's 68.....West 1st.....Mar. 12..... Tucson, Ariz.
 UNLV 88, UTAH 83.....West RSF.....Mar. 17..... Provo, Utah
 (UTAH not a Conference member at time of game)

1977-78 (32 teams)

UCLA 83, Kansas 76.....West 1st.....Mar. 11..... Eugene, Ore.
 Arkansas 74, UCLA 70.....West RSF.....Mar. 16..... Eugene, Ore.

UTAH 86, Missouri 79 (20T).....Midwest 1st.....Mar. 12.....Wichita, Kan.
 Notre Dame 69, UTAH 56.....Midwest RSF.....Mar. 17..... Lawrence, Kan.
 (UTAH not a Conference member at time of game)

1978-79 (40 teams)

#1 UCLA 76, #9 Pepperdine 71.....West 2nd.....Mar. 11..... Los Angeles, Calif.
 UCLA 99, #4 San Francisco 81.....West RSF.....Mar. 15..... Los Angeles, Calif.
 #2 DePaul 95, UCLA 91.....West RF.....Mar. 17..... Provo, Utah

#7 USC 86, #10 Utah State 67.....West 1st.....Mar. 9..... Los Angeles, Calif.
 #2 DePaul 89, USC 78.....West 2nd.....Mar. 11..... Los Angeles, Calif.

#9 Pepperdine 92, #8 UTAH 88 (OT).....West 1st.....Mar. 9..... Los Angeles, Calif.
 (UTAH not a Conference member at time of game)

1979-80 (48 teams)

#8 UCLA 87, #9 Old Dominion 74.....West 1st.....Mar. 7..... Tempe, Ariz.
 UCLA 77, #1 DePaul 71.....West 2nd.....Mar. 9..... Tempe, Ariz.
 UCLA 72, #4 Ohio State 68.....West RSF.....Mar. 13..... Tucson, Ariz.
 UCLA 85, #6 Clemson 74.....West RF.....Mar. 15..... Tucson, Ariz.
 UCLA 67, #6 Purdue 62.....NSF.....Mar. 22..... Indianapolis, Ind.
 #2 Louisville 59, UCLA 52.....NC.....Mar. 24..... Indianapolis, Ind.

#5 ASU 99, #12 Loyola Marymount 71 West 1st.....Mar. 7..... Tempe, Ariz.
 #4 Ohio State 89, ASU 75.....West 2nd.....Mar. 9..... Tempe, Ariz.

#10 Lamar 81, #2 OSU 77.....West 2nd.....Mar. 8.....Ogden, Utah

#12 Pennsylvania 62, #5 WSU 55.....Midwest 1st.....Mar. 6..... West Lafayette, Ind.

1980-81 (48 teams)

#8 Kansas State 50, #1 OSU 48.....West 2nd.....Mar. 14..... Los Angeles, Calif.

#7 Kansas 88, #2 ASU 71.....Midwest 2nd.....Mar. 15.....Wichita, Kan.

#6 Brigham Young 78, #3 UCLA 55.....East 2nd.....Mar. 14.....Providence, R.I.

#3 UTAH 94, #11 Northeastern 69.....West 2nd.....Mar. 15..... El Paso, Texas
 #2 North Carolina 61, UTAH 56.....West RSF.....Mar. 19 Salt Lake City, Utah.\n
 (UTAH not a Conference member at time of game)

1981-82 (48 teams)

#2 OSU 70, #7 Pepperdine 51.....West 2nd.....Mar. 14..... Pullman, Wash.
 OSU 60, #3 Idaho 42.....West RSF.....Mar. 18..... Pullman, Wash.
 #1 Georgetown 69, OSU 45.....West RF.....Mar. 20..... Prove, Utah

#8 Wyoming 61, #9 USC 58.....West 1st.....Mar. 11..... Logan, Utah

1982-83 (48 teams)

#8 WSU 62, #9 Weber State 52.....West 1st.....Mar. 17..... Boise, Idaho
 #1 Virginia 54, WSU 49.....West 2nd.....Mar. 19..... Boise, Idaho

UTAH 67, #2 UCLA 61.....West 2nd.....Mar. 19..... Boise, Idaho

#10 UTAH 52, #7 Illinois 49.....West 1st.....Mar. 17..... Boise, Idaho
 UTAH 67, #2 UCLA 61.....West 2nd.....Mar. 19..... Boise, Idaho
 #6 North Carolina State 75, UTAH 56.....West RSF.....Mar. 24.....Ogden, Utah
 (UTAH not a Conference member at time of game)

1983-84 (48 teams)

#6 WASH 64, #11 Nevada-Reno 54.....West 1st.....Mar. 16..... Pullman, Wash.
 WASH 80, #3 Duke 78.....West 2nd.....Mar. 23..... Pullman, Wash.
 #10 Dayton 64, WASH 58.....West RSF.....Mar. 23..... Los Angeles, Calif.

#11 West Virginia 64, #6 OSU 62.....Midwest 1st.....Mar. 15..... Birmingham, Ala.

1984-85 (64 teams)

#9 Illinois State 58, #8 USC 55.....Midwest 1st.....Mar. 14..... Tulsa, Okla.

#12 Kentucky 66, #5 WASH 58.....West 1st.....Mar. 14.. Salt Lake City, Utah

#7 Notre Dame 79, #10 OSU 70.....Southeast 1st.....Mar. 14..... Notre Dame, Ind.

#7 Alabama 50, #10 ARIZ 41.....West 1st.....Mar. 15..Albuquerque, N.M.

1985-86 (64 teams)

#8 Auburn 73, #9 ARIZ 63.....West 1st.....Mar. 14..... Long Beach, Calif.

#5 Michigan State 72, #12 WASH 70 ..Midwest 1st.....Mar. 14..... Dayton, Ohio

#3 North Carolina 84, #14 UTAH 72 ...West 1st.....Mar. 13.....Ogden, Utah

1986-87 (64 teams)

#4 UCLA 92, #13 Central Michigan 73 West 1st.....Mar. 12.. Salt Lake City, Utah
 #12 Wyoming 78, UCLA 68.....West 2ndMar. 14.. Salt Lake City, Utah

#7 UTEP 98, #10 ARIZ 91 (OT)West 1st.....Mar. 14..... Tucson, Ariz.

1987-88 (64 teams)

#1 ARIZ 90, #16 Cornell 50West 1stMar. 18.... Los Angeles, Calif.
 ARIZ 84, #8 Seton Hall 55West 2ndMar. 20.... Los Angeles, Calif.
 ARIZ 99, #5 Iowa 79West RSFMar. 25..... Seattle, Wash.
 ARIZ 70, #2 North Carolina 52.....West RFMar. 27..... Seattle Wash.
 #1 Oklahoma 86, ARIZ 78.....NSFApr. 2 Kansas City, Mo.

#5 Louisville 70, #12 OSU 61.....Southeast 1st...Mar. 17..... Atlanta, Ga.

1988-89 (64 teams)

#1 ARIZ 94, #16 Robert Morris 60West 1st.....Mar. 16..... Boise, Idaho
 ARIZ 94, #9 Clemson 68.....West 2ndMar. 18..... Boise, Idaho
 #4 UNLV 68, ARIZ 67West RSFMar. 23..... Denver, Colo.

#14 Siena 80, #3 STAN 78.....East 1stMar. 16.....Greensboro, N.C.

#7 UCLA 84, #10 Iowa State 74Southeast 1st...Mar. 17..... Atlanta, Ga.
 #2 North Carolina 88, UCLA 81Southeast 2nd .Mar. 19..... Atlanta, Ga.

#11 Evansville 94, #6 OSU 90 OTWest 1st.....Mar. 15.. Salt Lake City, Utah

1989-90 (64 teams)

#2 ARIZ 79, #15 South Florida 67.....West 1st.....Mar. 16.... Long Beach, Calif.
 #7 Alabama 77, ARIZ 55.....West 2ndMar. 18.... Long Beach, Calif.

#9 CAL 65, #8 Indiana 63.....East 1stMar. 15..... Hartford, Conn.
 #1 Connecticut 74, CAL 54.....East 2ndMar. 17..... Hartford, Conn.

#12 Ball State 54, #5 OSU 53West 1st.....Mar. 15.. Salt Lake City, Utah

#7 UCLA 68, #10 UAB 56.....East 1stMar. 16..... Atlanta, Ga.
 UCLA 71, #2 Kansas 70.....East 2ndMar. 18..... Atlanta, Ga.
 #3 Duke 90, UCLA 81.....East RSFMar. 22..... Atlanta, Ga.

1990-91 (64 teams)

#2 ARIZ 93, St. Francis (Pa.) 80West 1st.....Mar. 14.. Salt Lake City, Utah
 ARIZ 76, #10 BYU 61.....West 2ndMar. 16.. Salt Lake City, Utah
 #3 Seton Hall 81, ARIZ 77West RSFMar. 21..... Seattle, Wash.

#8 ASU 79, #9 Rutgers 76.....Southeast 1st...Mar. 15..... Atlanta, Ga.
 #1 Arkansas 97, ASU 90.....Southeast 2nd .Mar. 17..... Atlanta, Ga.

#13 Penn State 74, #4 UCLA 69East 1stMar. 15.....Syracuse, N.Y.

#7 Florida State 75, #10 USC 72.....Southeast 1st...Mar. 14.....Louisville, Ky.

#4 UTAH 82, #13 South Alabama 72 ..West 1st.....Mar. 15..... Tucson, Ariz.
 UTAH 85, #5 Michigan State 84 (2OT) West 2ndMar. 17..... Tucson, Ariz.
 #1 UNLV 83, UTAH 66.....West RSFMar. 21..... Seattle, Wash.
 (UTAH not a Conference member at time of game)

1991-92 (64 teams)

#14 East Tenn. St. 87, #3 ARIZ 80.....Southeast 1st...Mar. 20..... Atlanta, Ga.

#5 Alabama 80, #12 STAN 75.....Southeast 1st...Mar. 19.....Cincinnati, Ohio

#1 UCLA 73, #16 Robert Morris 53.....West 1st.....Mar. 20..... Tempe, Ariz.
 UCLA 85, #8 Louisville 69.....West 2ndMar. 22..... Tempe, Ariz.
 UCLA 85, #12 New Mexico State 78.....West RSFMar. 26..... Tempe, Ariz.
 #2 Indiana 106, UCLA 79West RFMar. 28..Albuquerque, N.M.

#2 USC 84, #15 La.-Monroe 54Midwest 1stMar. 19.....Milwaukee, Wisc.
 #7 Georgia Tech 79, USC 78.....Midwest 2ndMar. 21.....Milwaukee, Wisc.

1992-93 (64 teams)

#15 Santa Clara 64, #2 ARIZ 61.....West 1st.....Mar. 18.. Salt Lake City, Utah

#6 CAL 66, #11 LSU 61Midwest 1stMar. 18..... Chicago, Ill.
 CAL 82, #3 Duke 77Midwest 2ndMar. 20..... Chicago, Ill.
 #2 Kansas 93, CAL 76Midwest RSF ...Mar. 26..... St. Louis, Mo.

#9 UCLA 81, #8 Iowa State 70West 1st.....Mar. 19..... Tucson, Ariz.
 #1 Michigan 86, UCLA 84 (OT)West 2ndMar. 21..... Tucson, Ariz.

#8 UTAH 86, #9 Pittsburgh 65.....Southeast 1st...Mar. 19..... Nashville, Tenn.
 #1 Kentucky 83, UTAH 62Southeast 2nd .Mar. 21..... Nashville, Tenn.
 (UTAH not a Conference member at time of game)

1993-94 (64 teams)

#2 ARIZ 81, #15 Loyola (Md.) 55.....West 1st.....Mar. 18... Sacramento, Calif.
 ARIZ 71, #7 Virginia 58.....West 2ndMar. 20... Sacramento, Calif.
 ARIZ 82, #3 Louisville 70West RSFMar. 24... Los Angeles, Calif.
 ARIZ 92, #1 Missouri 72West RFMar. 26... Los Angeles, Calif.
 #1 Arkansas 91, ARIZ 82NSFApr. 2Charlotte, N.C.

#12 Green Bay 61, #5 CAL 57West 1st.....Mar. 17.....Ogden, Utah

#12 Tulsa 112, #5 UCLA 102.....Midwest 1stMar. 18 Oklahoma City, Okla.

#9 Boston College 67, #8 WSU 64East 1stMar. 18..... Landover, Md.

1994-95 (64 teams)

#12 Miami (Ohio) 71, #5 ARIZ 62Midwest 1stMar. 16..... Dayton, Ohio

#5 ASU 81, #12 Ball State 66Southeast 1st...Mar. 16..... Memphis, Tenn.
 ASU 64, #13 Manhattan 54Southeast 1st...Mar. 18..... Memphis, Tenn.
 #1 Kentucky 97, ASU 73.....RSFMar. 23.... Birmingham, Ala.

#11 Texas 90, #6 ORE 73West 1st.....Mar. 16.. Salt Lake City, Utah

#10 STAN 70, #7 Charlotte 68East 1stMar. 17.....Albany, N.Y.
 #2 Massachusetts 75, STAN 53East 2ndMar. 19.....Albany, N.Y.

#1 UCLA 92, #16 FIU 56West 1st.....Mar. 17..... Boise, Idaho
 UCLA 75, #8 Missouri 74West 2ndMar. 19..... Boise, Idaho
 UCLA 86, #5 Mississippi State 67.....RSFMar. 23.....Oakland, Calif.
 UCLA 102, #2 Connecticut 96.....RFMar. 25.....Oakland, Calif.
 UCLA 74, #4 Oklahoma State 61NSFApr. 1 Seattle, Wash.
 UCLA 89, #2 Arkansas 78.....NC.....Apr. 3 Seattle, Wash.

#4 UTAH 76, #13 Long Beach St. 64 ..West 1st.....Mar. 17..... Boise, Idaho
 #5 Mississippi State 78, UTAH 64West 2ndMar. 19..... Boise, Idaho
 (UTAH not a Conference member at time of game)

1995-96 (64 teams)

#3 ARIZ 90, #14 Valparaiso 51West 1st.....Mar. 15..... Tempe, Ariz.
 ARIZ 87, #6 Iowa 73West 2ndMar. 17..... Tempe, Ariz.
 #2 Kansas 83, ARIZ 80.....RSFMar. 22..... Denver, Colo.

#12 Iowa State 74, #5 CAL 64.....Southeast 1st...Mar. 14..... Dallas, Texas

#9 STAN 66, #8 Bradley 58East 1stMar. 14.....Providence, R.I.
 #1 Massachusetts 79, STAN 74East 2ndMar. 16.....Providence, R.I.

#13 Princeton 43, #4 UCLA 41Southeast 1st...Mar. 14.....Indianapolis, Ind.

#4 UTAH 72, #13 Canisius 43.....Midwest 1stMar. 14..... Dallas, Texas
 UTAH 73, #5 Iowa State 67.....Midwest 2ndMar. 16..... Dallas, Texas
 #1 Kentucky 101, UTAH 70Midwest RSF ...Mar. 21...Minneapolis, Minn.
 (UTAH not a Conference member at time of game)

1996-97 (64 teams)

#4 ARIZ 65, #13 South Alabama 57....Southeast 1st...Mar. 13..... Memphis, Tenn.
 ARIZ 73, #12 College of Charleston 69Southeast 2nd .Mar. 15..... Memphis, Tenn.
 ARIZ 85, #1 Kansas 82RSFMar. 21..... Birmingham, Ala.
 ARIZ 96, #10 Providence 92 (OT)RFMar. 23..... Birmingham, Ala.
 ARIZ 66, #1 North Carolina 58NSFMar. 29.....Indianapolis, Ind.
 ARIZ 84, #1 Kentucky 79 (OT)NC.....Mar. 31.....Indianapolis, Ind.

#5 CAL 55, #12 Princeton 52.....East 1stMar. 13 Winston-Salem, N.C.
 CAL 75, #4 Villanova 68East 2ndMar. 15 Winston-Salem, N.C.
 #1 North Carolina 63, CAL 57RSFMar. 21.....Syracuse, N.Y.

#6 STAN 80, #11 Oklahoma 67.....West 1st.....Mar. 14..... Tucson, Ariz.
 STAN 72, #3 Wake Forest 66West 2ndMar. 16..... Tucson, Ariz.
 #2 Utah 82, STAN 77 (OT)RSFMar. 20..... San Jose, Calif.

#2 UCLA 109, #15 Charleston So. 75..Midwest 1stMar. 13.. Auburn Hills, Mich.
 UCLA 96, #7 Xavier 83.....Midwest 2ndMar. 15.. Auburn Hills, Mich.
 UCLA 74, #6 Iowa State 73 (OT)RSFMar. 20... San Antonio, Texas
 #1 Minnesota 80, UCLA 72.....RFMar. 22... San Antonio, Texas

#6 Illinois 90, #11 USC 77Southeast 1st... Mar. 14.....Charlotte, N.C.
 #9 COLO 80, #8 Indiana 62 East 1st Mar. 14 Winston-Salem, N.C.
 #1 North Carolina 73, COLO 56..... East 2nd Mar. 16 Winston-Salem, N.C.
 (COLO not a Conference member at time of game)
 #2 UTAH 75, #15 Navy 61West 1st..... Mar. 14..... Tucson, Ariz.
 UTAH 77, #7 Charlotte 58.....West 2nd Mar. 26..... Tucson, Ariz.
 UTAH 82, #6 STAN 77 (OT)..... West RSF..... Mar. 20..... San Jose, Calif.
 #1 Kentucky 72, UTAH 59 West RF Mar. 22..... San Jose, Calif.
 (UTAH not a Conference member at time of game)

1997-98 (64 teams)

#1 ARIZ 99, #16 Nicholls State 60West 1st..... Mar. 12... Sacramento, Calif.
 ARIZ 82, #9 Illinois State 49..... West 2nd Mar. 14... Sacramento, Calif.
 ARIZ 87, #4 Maryland 79..... RSF Mar. 19..... Anaheim, Calif.
 #3 Utah 76, ARIZ 51..... RF Mar. 21..... Anaheim, Calif.
 #3 STAN 67, #14 Col. of Charleston 57 ..Midwest 1st Mar. 13..... Chicago, Ill.
 STAN 83, #11 Western Michigan 65.....Midwest 2nd.... Mar. 15..... Chicago, Ill.
 STAN 67, #2 Purdue 59..... RSF Mar. 20..... St. Louis, Mo.
 STAN 79, #8 Rhode Island 77 RF Mar. 22..... St. Louis, Mo.
 #2 Kentucky 86, STAN 85 (OT)..... NSF Mar. 28... San Antonio, Texas

#6 UCLA 65, #11 Miami, Fla. 62..... South 1st Mar. 13..... Atlanta, Ga.
 UCLA 85, #3 Michigan 82 South 2nd..... Mar. 15..... Atlanta, Ga.
 #2 Kentucky 94, UCLA 68..... RSF Mar. 20... St. Petersburg, Fla.

#11 WASH 69, #6 Xavier 68..... East 1st Mar. 12..... Washington, D.C.
 WASH 81, #14 Richmond 66 East 2nd Mar. 14..... Washington, D.C.
 #2 Connecticut 75, WASH 74..... RSF Mar. 19..... Greensboro, N.C.

#3 UTAH 85, #14 San Francisco 68... West 1st..... Mar. 12..... Boise, Idaho
 UTAH 75, #6 Arkansas 69 West 2nd Mar. 14..... Boise, Idaho
 UTAH 65, #10 West Virginia 62 West RSF Mar. 19..... Anaheim Calif.
 UTAH 76, #1 ARIZ 51 West RF Mar. 21..... Anaheim, Calif.
 UTAH 65, #1 North Carolina 59 NSF Mar. 28... San Antonio, Texas
 #2 Kentucky 78, UTAH 69 NC..... Mar. 30... San Antonio, Texas
 (UTAH not a Conference member at time of game)

1998-99 (64 teams)

#13 Oklahoma 61, #4 ARIZ 60..... Midwest 1st Mar. 12..... Milwaukee, Wis.

#2 STAN 69, #15 Alcorn State 57..... West 1st..... Mar. 11..... Seattle, Wash.
 #10 Gonzaga 82, STAN 74..... West 2nd Mar. 13..... Seattle, Wash.

#12 Detroit 56, #5 UCLA 53..... South 1st Mar. 11..... Indianapolis, Ind.

#10 Miami (Ohio) 59, #7 WASH 58 Midwest 1st Mar. 12..... New Orleans, La.

#2 UTAH 80, #15 Arkansas State 58... Midwest 1st Mar. 12..... New Orleans, La.
 #10 Miami (Ohio) 66, UTAH 58..... Midwest 2nd Mar. 14..... New Orleans, La.
 (UTAH not a Conference member at time of game)

1999-00 (64 teams)

#1 ARIZ 71, #16 Jackson State 47 West 1st..... Mar. 16.. Salt Lake City, Utah
 #8 Wisconsin 66, ARIZ 59..... West 2nd Mar. 18.. Salt Lake City, Utah

#10 Seton Hall 72, #7 ORE 71 East 1st Mar. 17..... Buffalo, New York

#1 STAN 84, #16 S. Carolina St..... South 1st Mar. 17.... Birmingham, Ala.
 #8 North Carolina 60, STAN 53..... South 2nd..... Mar. 19.... Birmingham, Ala.

#6 UCLA 65, #11 Ball State 57 Midwest 1st Mar. 16... Minneapolis, Minn.
 UCLA 105, #3 Maryland 70..... Midwest 2nd.... Mar. 18... Minneapolis, Minn.
 #2 Iowa State 80, UCLA 56 Midwest RSF ... Mar. 23.. Auburn Hills, Mich.

#8 UTAH 48, #9 Saint Louis 45..... Midwest 1st Mar. 16..... Cleveland, Ohio
 #1 Michigan State 73, UTAH 61..... Midwest 2nd Mar. 17..... Cleveland, Ohio
 (UTAH not a Conference member at time of game)

2000-01 (64 teams)

#2 ARIZ 101, #15 Eastern Illinois 76... Midwest 1st Mar. 16..... Kansas City, Mo.
 ARIZ 73, #10 Butler 52..... Midwest 2nd Mar. 18..... Kansas City, Mo.
 ARIZ 66, #3 Mississippi 56 Midwest RSF ... Mar. 23... San Antonio, Texas
 ARIZ 87, #1 Illinois 81 Midwest RF Mar. 25... San Antonio, Texas
 ARIZ 80, #1 Michigan State 61 NSF Mar. 31... Minneapolis, Minn.
 #1 Duke 82, ARIZ 72..... NC..... Apr. 2 Minneapolis, Minn.

#9 Fresno State 82, #8 CAL 70 South 1st Mar. 16..... Memphis, Tenn.

#1 STAN 89, #16 UNC Greensboro 60... West 1st..... Mar. 15..... San Diego, Calif.
 STAN 90, #9 St. Joseph's 83..... West 2nd Mar. 17..... San Diego, Calif.
 STAN 78, #5 Cincinnati 65..... West RSF Mar. 22..... Anaheim, Calif.
 #3 Maryland 87, STAN 73..... West RF Mar. 24..... Anaheim, Calif.

#4 UCLA 61, #13 Hofstra 48..... East 1st Mar. 15..... Greensboro, N.C.
 UCLA 75, #12 Utah State 50..... East 2nd Mar. 17..... Greensboro, N.C.
 #1 Duke 76, UCLA 63..... East RSF..... Mar. 22..... Philadelphia, Pa.

#6 USC 69, #11 Oklahoma State 54... East 1st Mar. 15..... Uniondale, N.Y.
 USC 74, #3 Boston College 71 East 2nd Mar. 17..... Uniondale, N.Y.
 USC 80, #2 Kentucky 76..... East RSF Mar. 22..... Philadelphia, Pa.
 #1 Duke 79, USC 69..... East RF Mar. 24..... Philadelphia, Pa.

2001-02 (64 teams)

#3 ARIZ 86, #14 UCSB 81 1st..... Mar. 14... Albuquerque, N.M.
 ARIZ 68, #11 Wyoming 60..... 2nd Mar. 16... Albuquerque, N.M.
 #2 Oklahoma 88, ARIZ 67..... West RSF Mar. 21..... San Jose, Calif.

#6 CAL 82, #11 Pennsylvania 75 1st..... Mar. 15..... Pittsburgh, Pa.
 #3 Pittsburgh 63, CAL 50..... 2nd Mar. 17..... Pittsburgh, Pa.

#2 ORE 81, #15 Montana 62 1st..... Mar. 14... Sacramento, Calif.
 ORE 92, #7 Wake Forest 87 2nd Mar. 16... Sacramento, Calif.
 ORE 72, #6 Texas 70 Midwest RSF ... Mar. 22..... Madison, Wisc.
 #1 Kansas 104, ORE 86..... Midwest RF Mar. 23..... Madison, Wisc.

#8 STAN 84, #9 WKU 69 1st..... Mar. 14... Sacramento, Calif.
 #1 Kansas 86, STAN 63 2nd Mar. 16... Sacramento, Calif.

#8 UCLA 80, #9 Mississippi 58..... 1st..... Mar. 15... Pittsburgh, Penn.
 UCLA 105, #1 Cincinnati 101 (2OT)... 2nd Mar. 17... Pittsburgh, Penn.
 #12 Missouri 82, UCLA 73 West RSF Mar. 21..... San Jose, Calif.

#13 UNCW 93, #4 USC 89 (OT)..... 1st..... Mar. 14... Sacramento, Calif.

#5 Indiana 75, #12 UTAH 56 South 1st Mar. 14... Sacramento, Calif.
 (UTAH not a Conference member at time of game)

2002-03 (64 teams)

#1 ARIZ 80, #16 Vermont 51 1st..... Mar. 20.. Salt Lake City, Utah
 ARIZ 96, #9 Gonzaga 95 (2OT)..... 2nd Mar. 22.. Salt Lake City, Utah
 ARIZ 88, #5 Notre Dame 71..... West RSF Mar. 27..... Anaheim, Calif.
 #2 Kansas 78, Arizona 75 West RF Mar. 29..... Anaheim, Calif.

#10 ASU 84, #7 Memphis 71..... 1st..... Mar. 20 Oklahoma City, Okla.
 #2 Kansas 108, ASU 76..... 2nd Mar. 22 Oklahoma City, Okla.

#8 CAL 76, #9 NC State 74 (OT) 1st..... Mar. 20 Oklahoma City, Okla.
 #1 Oklahoma 74, CAL 65 2nd Mar. 22 Oklahoma City, Okla.

#9 UTAH 60, #8 ORE 58..... Midwest 1st Mar. 21..... Nashville, Tenn.

#4 STAN 77, #13 San Diego 69..... 1st..... Mar. 20..... Spokane, Wash.
 #5 Connecticut 85, STAN 74..... 2nd Mar. 22..... Spokane, Wash.

#7 Michigan State 79, #10 COLO 64... 1st..... Mar. Mar. 21 Tampa, Fla.

#9 UTAH 60, #8 ORE 58..... Midwest 1st Mar. 21..... Nashville, Tenn.
 #1 Kentucky 74, UTAH 54 Midwest 2nd.... Mar. 23..... Nashville, Tenn.
 (UTAH not a Conference member at time of game)

2003-04 (65 teams)

#8 Seton Hall 80, #9 ARIZ 76 1st..... Mar. 18..... Raleigh, N.C.

#1 STAN 71, #16 UTSA 45 1st..... Mar. 18..... Seattle, Wash.
 #8 Alabama 70, STAN 67..... 2nd Mar. 20..... Seattle, Wash.

#9 UAB 102, #8 WASH 100..... 1st..... Mar. 19..... Columbus, Ohio

#6 Boston College 58, #11 UTAH 51... 1st..... Mar. 19..... St. Louis, Mo.
 (UTAH not a Conference member at time of game)

2004-05 (65 teams)

#3 ARIZ 66, #14 Utah State 53..... 1st..... Mar. 17..... Boise, Idaho
 ARIZ 85, #11 UAB 63..... 2nd Mar. 19..... Boise, Idaho
 ARIZ 79, #2 Oklahoma State 78..... RSF Mar. 24..... Chicago, Ill.
 #1 Illinois 90, ARIZ 89 (OT)..... RF Mar. 26..... Chicago, Ill.

#9 Mississippi State 93, #8 STAN 70...1st.....Mar. 18.....Charlotte, N.C.
 #6 Texas Tech 78, #11 UCLA 66.....1st.....Mar. 17.....Tucson, Ariz.
 #1 WASH 88, #16 Montana 77.....1st.....Mar. 17.....Boise, Idaho
 WASH 97, #8 Pacific 79.....2nd.....Mar. 19.....Boise, Idaho
 #4 Louisville 93, WASH 79.....RSF.....Mar. 24...Albuquerque, N.M.

#6 UTAH 60, #11 UTEP 54.....1st.....Mar. 17.....Tucson, Ariz.
 UTAH 67, #3 Oklahoma 58.....2nd.....Mar. 19.....Tucson, Ariz.
 #2 Kentucky 62, UTAH 52.....RSF.....Mar. 24.....Austin, Texas
 (UTAH not a Conference member at time of game)

2005-06 (65 teams)

#8 ARIZ 94, #9 Wisconsin 75.....1st.....Mar. 17.....Philadelphia, Pa.
 #1 Villanova 82, ARIZ 78.....2nd.....Mar. 19.....Philadelphia, Pa.

#10 NC State 58, #7 CAL 52.....1st.....Mar. 17.....Dallas, Texas

#2 UCLA 78, #15 Belmont 44.....1st.....Mar. 16.....San Diego, Calif.
 UCLA 62, #10 Alabama 59.....2nd.....Mar. 18.....San Diego, Calif.
 UCLA 73, #3 Gonzaga 71.....RSF.....Mar. 23.....Oakland, Calif.
 UCLA 50, #1 Memphis 45.....RF.....Mar. 25.....Oakland, Calif.
 UCLA 59, #4 LSU 45.....NSF.....Apr. 1.....Indianapolis, Ind.
 #3 Florida 73, UCLA 57.....NC.....Apr. 3.....Indianapolis, Ind.

#5 WASH 75, #12 Utah State 61.....1st.....Mar. 16.....San Diego, Calif.
 WASH 67, #4 Illinois 64.....2nd.....Mar. 18.....San Diego, Calif.
 #1 Connecticut 98, WASH 92 (OT).....RSF.....Mar. 24.....Washington, D.C.

2006-07 (65 teams)

#9 Purdue 72, #8 ARIZ 63.....1st.....Mar. 16.....New Orleans, La.

#3 ORE 58, #14 Miami (Ohio) 56.....1st.....Mar. 16.....Spokane, Wash.
 ORE 75, #11 Winthrop 61.....2nd.....Mar. 18.....Spokane, Wash.
 ORE 76, #7 UNLV 72.....RSF.....Mar. 23.....St. Louis, Mo.
 #1 Florida 85, ORE 77.....RF.....Mar. 25.....St. Louis, Mo.

#6 Louisville 78, #11 STAN 58.....1st.....Mar. 15.....Lexington, Ky.

#2 UCLA 70, #15 Weber State 42.....1st.....Mar. 15...Sacramento, Calif.
 UCLA 54, #7 Indiana 49.....2nd.....Mar. 17...Sacramento, Calif.
 UCLA 64, #3 Pittsburgh 55.....RSF.....Mar. 22.....San Jose, Calif.
 UCLA 68, #1 Kansas 55.....RF.....Mar. 24.....San Jose, Calif.
 #1 Florida 76, UCLA 66.....NSF.....Mar. 31.....Atlanta, Ga.

#5 USC 77, #12 Arkansas 60.....1st.....Mar. 16.....Spokane, Wash.
 USC 87, #4 Texas 68.....2nd.....Mar. 18.....Spokane, Wash.
 #1 North Carolina 74, USC 64.....RSF.....Mar. 23 East Rutherford, N.J.

#3 WSU 70, #14 Oral Roberts 54.....1st.....Mar. 15...Sacramento, Calif.
 #6 Vanderbilt 78, WSU 74 (2OT).....2nd.....Mar. 17...Sacramento, Calif.

2007-08 (65 teams)

#7 West Virginia 75, #10 ARIZ 65.....1st.....Mar. 20.....Washington, D.C.

#8 Mississippi State 76, #9 ORE 69.....1st.....Mar. 21.....Little Rock, Ark.

#3 STAN 77, #14 Cornell 53.....1st.....Mar. 20.....Anaheim, Calif.
 STAN 82, #6 Marquette 81.....2nd.....Mar. 22.....Anaheim, Calif.
 #2 Texas 82, STAN 62.....RSF.....Mar. 28.....Houston, Texas

#1 UCLA 70, #16 Miss. Valley 29.....1st.....Mar. 20.....Anaheim, Calif.
 UCLA 51, #9 Texas A&M 49.....2nd.....Mar. 22.....Anaheim, Calif.
 UCLA 88, #12 Western Kentucky 27...RSF.....Mar. 27.....Phoenix, Ariz.
 UCLA 76, #3 Xavier 57.....RF.....Mar. 29.....Phoenix, Ariz.
 #1 Memphis 78, UCLA 63.....NSF.....Apr. 5.....San Antonio, Texas

#11 Kansas State 80, #6 USC 67.....1st.....Mar. 20.....Omaha, Neb.

#4 WSU 71, #13 Winthrop 40.....1st.....Mar. 20.....Denver, Colo.
 WSU 61, #5 Notre Dame 41.....2nd.....Mar. 22.....Denver, Colo.
 #1 North Carolina 68, WSU 47.....RSF.....Mar. 27.....Charlotte, N.C.

2008-09 (65 teams)

#12 ARIZ 84, #5 Utah 71.....1st.....Mar. 20.....Miami, Fla.
 ARIZ 71, #13 Cleveland State 57.....2nd.....Mar. 22.....Miami, Fla.
 #1 Louisville 103, ARIZ 64.....RSF.....Mar. 27.....Indianapolis, Ind.

#6 ASU 66, #11 Temple 57.....1st.....Mar. 20.....Miami, Fla.
 #3 Syracuse 78, ASU 67.....2nd.....Mar. 22.....Miami, Fla.

#10 Maryland 84, #7 CAL 71.....1st.....Mar. 19.....Kansas City, Mo.

#6 UCLA 65, #11 VCU 64.....1st.....Mar. 19.....Philadelphia, Pa.
 #3 Villanova 89, UCLA 69.....2nd.....Mar. 21.....Philadelphia, Pa.

#10 USC 72, #7 Boston College 55.....1st.....Mar. 20...Minneapolis, Minn.
 #2 Michigan State, 74, USC 69.....2nd.....Mar. 22...Minneapolis, Minn.

#4 WASH 71, #13 Mississippi State 58 1st.....Mar. 19.....Portland, Ore.
 #5 Purdue 76, WASH 74.....2nd.....Mar. 21.....Portland, Ore.

#12 ARIZ 84, #5 UTAH 71.....1st.....Mar. 20.....Miami, Fla.
 (UTAH not a Conference member at time of game)

2009-10 (65 teams)

#8 CAL 77, #9 Louisville 62.....1st.....Mar. 19.....Jacksonville, Fla.
 #1 Duke 68, California 53.....2nd.....Mar. 21.....Jacksonville, Fla.

#11 WASH 80, #6 Marquette 78.....1st.....Mar. 18.....San Jose, Calif.
 WASH 82, #3 New Mexico 64.....2nd.....Mar. 20.....San Jose, Calif.
 #2 West Virginia 69, WASH 56.....RSF.....Mar. 25.....Syracuse, N.Y.

2010-11 (68 teams)

#5 ARIZ 77, #12 Memphis 75.....2nd.....Mar. 18.....Tulsa, Okla.
 ARIZ 70, #4 Texas 69.....3rd.....Mar. 19.....Tulsa, Okla.
 ARIZ 93, #1 Duke 77.....RSF.....Mar. 24.....Anaheim, Calif.
 #3 Connecticut 65, ARIZ 63.....RF.....Mar. 26.....Anaheim, Calif.

#7 UCLA 78, #10 Michigan State 76...2nd.....Mar. 17.....Tampa, Fla.
 #2 Florida 73, UCLA 65.....3rd.....Mar. 19.....Tampa, Fla.

#11 VCU 73, #11 USC 65.....1st.....Mar. 16.....Dayton, Ohio

#7 WASH 68, #10 Georgia 65.....2nd.....Mar. 18.....Charlotte, N.C.
 #2 North Carolina 86, WASH 83.....3rd.....Mar. 20.....Charlotte, N.C.

2011-12 (68 teams)

#12 South Florida 65, #12 CAL 54.....1st.....Mar. 14.....Dayton, Ohio

#11 COLO 68, #6 UNLV 64.....2nd.....Mar. 15...Albuquerque, N.M.
 #3 Baylor 80, COLO 63.....3rd.....Mar. 17...Albuquerque, N.M.

2012-13 (68 teams)

#6 ARIZ 81, #11 Belmont 64.....2nd.....Mar. 21...Salt Lake City, Utah
 ARIZ 74, #14 Harvard 51.....3rd.....Mar. 23...Salt Lake City, Utah
 #2 Ohio State 73, ARIZ 70.....RSF.....Mar. 28...Los Angeles, Calif.

#12 CAL 64, #5 UNLV 61.....2nd.....Mar. 21.....San Jose, Calif.
 #4 Syracuse 66, CAL 60.....3rd.....Mar. 23.....San Jose, Calif.

#7 Illinois 57, #10 COLO 49.....2nd.....Mar. 22.....Austin, Texas

#12 ORE 60, #5 Oklahoma State 55...2nd.....Mar. 21.....San Jose, Calif.
 ORE 74, #4 Saint Louis 57.....3rd.....Mar. 23.....San Jose, Calif.
 #1 Louisville 77, ORE 69.....RSF.....Mar. 28.....Indianapolis, Ind.

#11 Minnesota 83, #6 UCLA 63.....2nd.....Mar. 22.....Austin, Texas

2013-14 (68 teams)

#1 ARIZ 68, #16 Weber State 59.....2nd.....Mar. 21.....San Diego, Calif.
 ARIZ 84, #8 Gonzaga 61.....3rd.....Mar. 23.....San Diego, Calif.
 ARIZ 70, #4 San Diego State 64.....RSF.....Mar. 27.....Anaheim, Calif.
 #2 Wisconsin 64, ARIZ 63 (OT).....RF.....Mar. 29.....Anaheim, Calif.

#7 Texas 87, #10 ASU 85.....2nd.....Mar. 20.....Milwaukee, Wis.

#9 Pittsburgh 77, #8 COLO 48.....2nd.....Mar. 20.....Orlando, Fla.

#7 ORE 87, #10 BYU 68.....2nd.....Mar. 20.....Milwaukee, Wis.
 #2 Wisconsin 85, ORE 77.....3rd.....Mar. 22.....Milwaukee, Wis.

#10 STAN 58, #7 New Mexico 53.....2nd.....Mar. 21.....St. Louis, Mo.
 STAN 60, #2 Kansas 57.....3rd.....Mar. 23.....St. Louis, Mo.
 #11 Dayton 72, STAN 82.....RSF.....Mar. 27.....Memphis, Tenn.

#4 UCLA 76, #13 Tulsa 59.....2ndMar. 21..... San Diego, Calif.
 UCLA 77, #12 Stephen F. Austin 60.....3rdMar. 23..... San Diego, Calif.
 #1 Florida 79, UCLA 68RSFMar. 27..... Memphis, Tenn.

2014-15 (68 teams)

#2 ARIZ 93, #15 Texas Southern 72.....2ndMar. 19.....Portland, Ore.
 ARIZ 73, #10 Ohio State 583rdMar. 21.....Portland, Ore.
 ARIZ 68, #6 Xavier 60RSFMar. 26..... Los Angeles, Calif.
 #1 Wisconsin 85, ARIZ 78.....RFMar. 28..... Los Angeles, Calif.

#8 ORE 79, #9 Oklahoma State 73.....2ndMar. 20.....Omaha, Neb.
 #1 Wisconsin 72, ORE 653rdMar. 22.....Omaha, Neb.

#11 UCLA 60, #6 SMU 592ndMar. 19.....Louisville, Ky.
 UCLA 92, #14 UAB 75.....3rdMar. 21.....Louisville, Ky.
 #2 Gonzaga 74, UCLA 62.....RSFMar. 27.....Houston, Texas

#5 UTAH 57, #12 Stephen F. Austin 50.....2ndMar. 21.....Portland, Ore.
 UTAH 75, #4 Georgetown 643rdMar. 23.....Portland, Ore.
 #1 Duke 63, UTAH 57RSFMar. 27.....Houston, Texas

2015-16 (68 teams)

#11 Wichita State 65, #6 ARIZ 551st.....Mar. 17.....Providence, R.I.

#12 Hawai'i 77, #4 CAL 661st.....Mar. 18.....Spokane, Wash.

#9 Connecticut 74, #8 COLO 67.....1st.....Mar. 17.....Des Moines, Iowa

#1 ORE 91, #16 Holy Cross 52.....1st.....Mar. 18.....Spokane, Wash.
 ORE 69, #8 Saint Joseph's 642ndMar. 20.....Spokane, Wash.
 ORE 82, #4 Duke 68.....RSFMar. 24.....Anaheim, Calif.
 #2 Oklahoma 80, ORE 68RFMar. 26.....Anaheim, Calif.

#10 VCU 75, #7 OSU 671st.....Mar. 18.....Oklahoma City, Okla.

#9 Providence 70, #8 USC 69.....1st.....Mar. 17.....Raleigh, N.C.

#3 UTAH 80, #14 Fresno State 691st.....Mar. 17.....Denver, Colo.

#11 Gonzaga 82, UTAH 592ndMar. 19.....Denver, Colo.

2016-17 (68 teams)

#2 ARIZ 100, North Dakota 82.....1st.....Mar. 16.. Salt Lake City, Utah
 ARIZ 69, #7 St. Mary's (Calif.) 602ndMar. 18.. Salt Lake City, Utah
 #11 Xavier 73, ARIZ 71RSFMar. 23.....San Jose, Calif.

#3 ORE 83, #14 Iona 771st.....Mar. 17.... Sacramento, Calif.
 ORE 75, #11 Rhode Island 72.....2ndMar. 19.... Sacramento, Calif.
 ORE 69, #7 Michigan 68.....RSFMar. 23..... Kansas City, Mo.
 ORE 74, #1 Kansas 60.....RFMar. 25..... Kansas City, Mo.
 #1 North Carolina 77, ORE 76.....NSFApr. 1Glendale, Ariz.

#3 UCLA 97, #14 Kent State 801st.....Mar. 17.... Sacramento, Calif.

UCLA 79, #6 Cincinnati 672ndMar. 19.... Sacramento, Calif.

#2 Kentucky 86, UCLA 75.....RSFMar. 24..... Memphis, Tenn.

#11 USC 75, #11 Providence 71First FourMar. 15..... Dayton, Ohio

USC 66, #6 SMU 651st.....Mar. 17..... Tulsa, Okla.

#3 Baylor 82, USC 782ndMar. 19..... Tulsa Okla.

2017-18 (68 teams)

#11 Syracuse 60, #11 ASU 56First FourMar. 14..... Dayton, Ohio

#13 Buffalo 89, #4 ARIZ 681st.....Mar. 15..... Boise, Idaho

#11 St. Bonaventure 65, #11 UCLA 58First FourMar. 13..... Dayton, Ohio

**NCAA CHAMPIONS
FROM THE PAC-12 (16)**

1938-39 Oregon
 1941-42 Stanford
 1943-44 Utah
 1958-59 California
 1963-64 UCLA
 1964-65 UCLA
 1966-67 UCLA
 1967-68 UCLA
 1968-69 UCLA
 1969-70 UCLA
 1970-71 UCLA
 1971-72 UCLA
 1972-73 UCLA
 1974-75 UCLA
 1994-95 UCLA
 1996-97 Arizona

**NCAA No. 1 SEEDS (16)
(seeding started in 1979):**

1979 - UCLA
 1981 - Oregon State
 1988 - Arizona
 1989 - Arizona
 1992 - UCLA
 1995 - UCLA
 1998 - Arizona
 2000 - Arizona, Stanford
 2001 - Stanford
 2003 - Arizona
 2004 - Stanford
 2005 - Washington
 2008 - UCLA
 2014 - Arizona
 2016 - Oregon

**NCAA SWEET 16
FROM THE PAC-12 (62)
(since 1979):**

1979 - UCLA
 1980 - UCLA
 1982 - Oregon State
 1983 - Utah*
 1984 - Washington
 1988 - Arizona
 1989 - Arizona
 1990 - UCLA
 1991 - Arizona, Utah*
 1992 - UCLA
 1993 - California
 1994 - Arizona
 1995 - Arizona State, UCLA
 1996 - Arizona, Utah*
 1997 - Arizona, California, Stanford,
 UCLA, Utah*
 1998 - Arizona, Stanford, UCLA,
 Utah*, Washington
 2000 - UCLA
 2001 - Arizona, Stanford, UCLA, USC
 2002 - Arizona, Oregon, UCLA
 2003 - Arizona
 2005 - Arizona, Utah*, Washington
 2006 - UCLA, Washington
 2007 - Oregon, UCLA, USC
 2008 - Stanford, UCLA, Washington
 State
 2009 - Arizona
 2010 - Washington
 2011 - Arizona
 2013 - Arizona, Oregon
 2014 - Arizona, Stanford, UCLA
 2015 - Arizona, UCLA, Utah
 2016 - Oregon
 2017 - Arizona, Oregon, UCLA

* - Utah not a member of Pac-12 at time of Sweet Sixteen appearance

**NCAA ELITE EIGHT
FROM THE PAC-12 (26)
(since 1979):**

1980 - UCLA
 1988 - Arizona
 1992 - UCLA
 1994 - Arizona
 1995 - UCLA
 1997 - Arizona, UCLA, Utah*
 1998 - Arizona, Stanford, Utah*
 2001 - Arizona, Stanford, USC
 2002 - Oregon
 2003 - Arizona
 2005 - Arizona
 2006 - UCLA
 2007 - Oregon, UCLA
 2008 - UCLA
 2011 - Arizona
 2014 - Arizona
 2015 - Arizona
 2016 - Oregon
 2017 - Oregon

* - Utah not a member of Pac-12 at time of Elite Eight appearance


**NCAA FINAL FOUR
FROM THE PAC-12 (12)
(since 1979):**

1980 - UCLA
 1988 - Arizona
 1994 - Arizona
 1995 - UCLA
 1997 - Arizona
 1998 - Stanford, Utah*
 2001 - Arizona
 2006 - UCLA
 2007 - UCLA
 2008 - UCLA
 2017 - Oregon

* - Utah not a member of Pac-12 at time of Final Four appearance

YEAR	TEAM	W-L	FIN.	YEAR	TEAM	W-L	FIN.	YEAR	TEAM	W-L	FIN.	YEAR	TEAM	W-L	FIN.
1938-39	ORE	3-0	1st	1978-79	#1 UCLA	2-1		1997-98	#1 ARIZ	3-1		2011-12	#12 CAL	0-1	
1939-40	USC	1-1	3rd tie		#7 USC	1-1			#3 STAN	4-1	3rd tie		#11 COLO	1-1	
	COLO	0-2		1979-80	#8 UTAH	0-1			#6 UCLA	2-1		2012-13	#6 ARIZ	2-1	
1940-41	WSU	2-1	2nd		#5 ASU	1-1			#3 UTAH	5-1	2nd		#12 CAL	1-1	
1941-42	COLO	1-1			#2 OSU	0-1*			#11 WASH	2-1			#10 COLO	0-1	
	STAN	3-0	1st		#8 UCLA	5-1	2nd*	1998-99	#4 ARIZ	0-1*			#12 ORE	2-1	
1942-43	WASH	0-2			#5 WSU	0-1			#2 STAN	1-1			#6 UCLA	0-1	
1943-44	UTAH	3-0	1st	1980-81	#2 ASU	0-1			#5 UCLA	0-1*		2013-14	#1 ARIZ	3-1	
1944-45	ORE	1-1			#1 OSU	0-1*			#2 UTAH	1-1			#10 ASU	0-1	
	UTAH	0-2			#3 UCLA	0-1			#7 WASH	0-1			#8 COLO	0-1	
1945-46	COLO	1-1			#3 UTAH	1-1		1999-00	#1 ARIZ	1-1			#7 ORE	1-1	
	CAL	1-2	4th	1981-82	#2 OSU	2-1*			#7 ORE	0-1			#10 STAN	2-1	
1946-47	OSU	1-1			#9 USC	0-1			#1 STAN	1-1			#4 UCLA	2-1	
1947-48	WASH	1-1		1982-83	#2 UCLA	0-1			#6 UCLA	2-1		2014-15	#2 ARIZ	3-1	
1948-49	OSU	1-2	4th		#10 UTAH	2-1			#8 UTAH	1-1			#8 ORE	1-1	
1949-50	UCLA	0-2			#8 WSU	1-1		2000-01	#2 ARIZ	5-1	2nd		#11 UCLA	2-1	
1950-51	ARIZ	0-1		1983-84	#6 OSU	0-1			#8 CAL	0-1			#5 UTAH	2-1	
	WASH	1-1			#6 WASH	2-1			#1 STAN	3-1		2015-16	#6 ARIZ	0-1	
1951-52	UCLA	0-2		1984-85	#10 ARIZ	0-1			#4 UCLA	2-1			#4 CAL	0-1	
1952-53	WASH	3-1	3rd		#10 OSU	0-1			#6 USC	3-1			#8 COLO	0-1	
1953-54	COLO	0-2			#8 USC	0-1		2001-02	#3 ARIZ	2-1			#1 ORE	3-1	
	USC	2-2	4th		#5 WASH	0-1			#6 CAL	1-1			#7 OSU	0-1	
1954-55	COLO	3-1		1985-86	#9 ARIZ	0-1			#2 ORE	3-1			#8 USC	0-1	
	OSU	1-1			#14 UTAH	0-1			#8 STAN	1-1			#3 UTAH	1-1	
	UTAH	1-1			#12 WASH	0-1			#8 UCLA	2-1		2016-17	#2 ARIZ	2-1	
1955-56	UCLA	1-1		1986-87	#10 ARIZ	0-1			#4 USC	0-1			#3 ORE	4-1	
	UTAH	1-1			#4 UCLA	1-1			#12 UTAH	0-1			#3 UCLA	2-1	
1956-57	CAL	1-1		1987-88	#1 ARIZ	4-1	3rd tie	2002-03	#1 ARIZ	3-1			#11 USC	2-1	
1957-58	CAL	1-1			#12 OSU	0-1			#10 ASU	1-1		2017-18	#4 ARIZ	0-1	
1958-59	CAL	4-0	1st	1988-89	#1 ARIZ	2-1			#8 CAL	1-1			#11 ASU	0-1	
	UTAH	0-2			#6 OSU	0-1			#10 COLO	0-1			#11 UCLA	0-1	
1959-60	CAL	4-1	2nd		#3 STAN	0-1			#8 ORE	0-1					
	ORE	2-1			#7 UCLA	1-1			#4 STAN	1-1					
	USC	0-1		1989-90	#2 ARIZ	1-1			#9 UTAH	1-1					
	UTAH	2-1			#9 CAL	1-1		2003-04	#9 ARIZ	0-1					
1960-61	ASU	2-1			#5 OSU	0-1			#1 STAN	1-1					
	ORE	0-1			#7 UCLA	2-1			#11 UTAH	0-1					
	USC	1-2		1990-91	#2 ARIZ	2-1			#8 WASH	0-1					
	UTAH	2-2	4th		#8 ASU	1-1		2004-05	#3 ARIZ	3-1					
1961-62	ASU	0-1			#4 UCLA	0-1			#8 STAN	0-1					
	COLO	1-1			#10 USC	0-1			#11 UCLA	0-1					
	OSU	2-1			#4 UTAH	2-1			#6 UTAH	2-1					
	UCLA	2-2	4th	1991-92	#3 ARIZ	0-1			#1 WASH	2-1					
1962-63	ASU	2-1			#12 STAN	0-1		2005-06	#8 ARIZ	1-1					
	COLO	1-1			#1 UCLA	3-1			#7 CAL	0-1					
	OSU	3-2	4th		#2 USC	1-1			#2 UCLA	5-1	2nd				
	UCLA	0-2		1992-93	#2 ARIZ	0-1			#5 WASH	2-1					
1963-64	ASU	0-1			#6 CAL	2-1		2006-07	#8 ARIZ	0-1					
	OSU	0-1			#9 UCLA	1-1			#3 ORE	3-1					
	UCLA	4-0	1st		#8 UTAH	1-1			#11 STAN	0-1					
1964-65	UCLA	4-0	1st	1993-94	#2 ARIZ	4-1	3rd tie		#2 UCLA	4-1	3rd tie				
1965-66	OSU	1-1			#5 CAL	0-1			#5 USC	2-1					
	UTAH	2-2	4th		#5 UCLA	0-1			#3 WSU	1-1					
1966-67	UCLA	4-0	1st		#8 WSU	0-1		2007-08	#10 ARIZ	0-1*					
1967-68	UCLA	4-0	1st	1994-95	#1 UCLA	6-0	1st		#9 ORE	0-1					
1968-69	COLO	1-1			#5 ARIZ	0-1			#3 STAN	2-1					
	UCLA	4-0	1st		#5 ASU	2-1*			#1 UCLA	4-1	3rd tie				
1969-70	UCLA	4-0	1st		#6 ORE	0-1			#6 USC	0-1*					
1970-71	UCLA	4-0	1st		#10 STAN	1-1			#4 WSU	2-1					
1971-72	UCLA	4-0	1st		#4 UTAH	1-1		2008-09	#12 ARIZ	2-1					
1972-73	ASU	1-1		1995-96	#3 ARIZ	2-1			#6 ASU	1-1					
	UCLA	4-0	1st		#9 STAN	1-1			#7 CAL	0-1					
1973-74	UCLA	2-1	3rd		#12 CAL	0-1*			#6 UCLA	1-1					
1974-75	ASU	2-1			#4 UCLA	0-1			#10 USC	1-1					
	OSU	1-2			#4 UTAH	2-1			#5 UTAH	0-1					
	UCLA	5-0	1st	1996-97	#4 ARIZ	6-0	1st		#4 WASH	1-1					
1975-76	ARIZ	2-1			#5 CAL	2-1		2009-10	#8 CAL	1-1					
	UCLA	4-1	3rd		#9 COLO	1-1			#11 WASH	2-1					
	WASH	0-1			#6 STAN	2-1		2010-11	#5 ARIZ	3-1					
1976-77	ARIZ	0-1			#2 UCLA	3-1			#7 UCLA	1-1					
	UCLA	1-1			#11 USC	0-1			#11 USC	0-1					
	UTAH	1-1			#2 UTAH	3-1			#7 WASH	1-1					
1977-78	UCLA	1-1													
	UTAH	1-1													

* - Record and finish later vacated



The Pac-12 has had considerable success in the National Invitation Tournament (NIT), as five current members have captured the NIT crown - Colorado (1940), Utah (1947), UCLA (1985), Stanford (1991, 2012, 2015) and California (1999). Colorado also finished second in 1938, as did Utah in 1974 and 2018. Meanwhile third-place finishes were turned in by Oregon in 1975 and 2004, Colorado in 1991 and 2011, Utah in 1992, Washington in 2012 and Washington State in 2011. The league now stands at 107-89 (.546) in America's original postseason tourney. The records of all Pac-12 members in the NIT:

School (Seasons)	Yrs	W-L	PCT	1st	2nd	3rd	4th
Arizona (1946, 50-51, 12)	4	0-4	.000	0	0	0	0
Arizona State (1983, 90, 92-94, 98, 00, 02, 05, 08, 10, 13, 15)	13	7-13	.350	0	0	0	0
California (1986-87, 89, 99-00, 08, 11, 14, 17)	9	14-8	.636	1	0	0	0
Colorado (1938, 40, 91, 95, 99-00, 04, 06, 11, 17)	10	12-9	.571	1	1	2	0
Oregon (1975-77, 84, 88, 90, 97, 99, 04, 12, 18)	11	14-12	.538	0	0	2	1
Oregon State (1979, 83, 87, 05)	4	3-4	.429	0	0	0	0
Stanford (1988, 90-91, 94, 06, 12-13, 15, 18)	9	19-6	.760	3	0	0	0
UCLA (1985-86)	2	5-1	.833	1	0	0	0
USC (1973, 93-94, 99, 18)	5	3-5	.375	0	0	0	0
Utah (1944, 47, 49, 57-58, 70, 74, 87-88, 92, 01, 14, 17-18)	14	15-13	.536	1	2	1	0
Washington (1980, 82, 87, 96-97, 12-13, 16, 18)	9	8-9	.471	0	0	1	0
Washington State (1992, 95-96, 09, 11)	5	7-5	.500	0	0	1	0
TOTALS		107-89	.546	7	3	7	1

Note: Arizona (0-3), Colorado (12-8), and Utah (11-10) combined to post a 23-21 record while not Conference members. Thus, Pac-12 representatives' record in the NIT is now 76-63 (.547). Pac-12 members also combine for a 103-82 (.557) record in NIT games which did not match two Conference members.

YEARLY NIT RESULTS
(Pac-12 schools only – Field size in parenthesis)

1937-38
 COLO 48, New York University 47Semi.....Mar. 14..... New York, N.Y.
 Temple 60, COLO 34.....Champ.....Mar. 16..... New York, N.Y.
 (COLO not Pac-12 member at time of game)

1939-40
 COLO 52, DePaul 37Semi.....Mar. 13..... New York, N.Y.
 COLO 51, Duquesne 40Champ.....Mar. 14..... New York, N.Y.
 (COLO not Conference member at time of game)

1943-44
 Kentucky 46, UTAH 381st.....Mar. 20..... New York, N.Y.
 (UTAH not Conference member at time of game)

1945-46 (8 teams)
 Kentucky 77, ARIZ 531st.....n/a..... New York, N.Y.
 (ARIZ not Conference member at time of game)

1946-47 (12 teams)
 UTAH 45, Duquesne 441st.....Mar. 17..... New York, N.Y.
 UTAH 64, West Virginia 62Semi.....Mar. 19..... New York, N.Y.
 UTAH 49, Kentucky 45Champ.....Mar. 24..... New York, N.Y.
 (UTAH not Conferencemember at time of game)

1948-49 (12 teams)
 San Francisco 64, UTAH 631st.....Mar. 15..... New York, N.Y.
 (UTAH not Conference member at time of game)

1949-50 (12 teams)
 LaSalle 72, ARIZ 661st.....n/a..... New York, N.Y.
 (ARIZ not Conference member at time of game)

1950-51 (12 teams)
 Dayton 74, ARIZ 681st.....n/a..... New York, N.Y.
 (ARIZ not Conference member at time of game)

1956-57
 Memphis State 77, UTAH 751st.....Mar. 16..... New York, N.Y.
 (UTAH not Conference member at time of game)

1957-58
 St. John's 71, UTAH 701st.....Mar. 15..... New York, N.Y.
 (UTAH not Conference member at time of game)

1969-70 (16 teams)
 UTAH 78, Duke 751st.....Mar. 14..... New York, N.Y.
 Marquette 83, UTAH 632nd.....Mar. 17..... New York, N.Y.
 (UTAH not Conference member at time of game)

1972-73 (16 teams)
 Notre Dame 69, USC 651st.....n/a..... New York, N.Y.

1973-74 (16 teams)
 UTAH 102, Rutgers 891st.....Mar. 17..... New York, N.Y.
 UTAH 92, Memphis 782nd.....Mar. 21..... New York, N.Y.
 UTAH 117, Boston College 93Semi.....Mar. 23..... New York, N.Y.
 Purdue 87, UTAH 81Champ.....Mar. 24..... New York, N.Y.
 (UTAH not Conference member at time of game)

1974-75 (16 teams)
 ORE 85, St. Peter's 791st.....Mar. 16..... New York, N.Y.
 ORE 68, Oral Roberts 592nd.....Mar. 20..... New York, N.Y.
 Princeton 58, ORE 57Semi.....Mar. 22..... New York, N.Y.
 ORE 80, St. John's 78Consolation.....Mar. 23..... New York, N.Y.

1975-76 (16 teams)
 N. Car.-Charlotte 79, ORE 721st.....n/a..... New York, N.Y.

1976-77 (16 teams)
 ORE 90, Oral Roberts 891st.....n/a..... New York, N.Y.
 St. Bonaventure 76, ORE 732nd.....n/a..... New York, N.Y.

1978-79 (24 teams)
 Nevada 62, OSU 61 (20T)1st.....n/a..... Corvallis, Ore.

1979-80 (32 teams)
 Nevada-Las Vegas 93, WASH 731st.....Mar. 7..... Las Vegas, Nev.

1981-82 (32 teams)
 WASH 66, Brigham Young 631st.....Mar. 10..... Provo, Utah
 Texas A&M 69, WASH 652nd.....Mar. 15..... Seattle, Wash.

1982-83 (32 teams)
 OSU 77, Idaho 591st.....n/a..... Corvallis, Ore.
 OSU 88, New Orleans 712nd.....n/a..... Corvallis, Ore.
 Fresno State 76, OSU 67Semi.....n/a..... Corvallis, Ore.

ASU 87, Cal State Fullerton 831st.....n/a..... Tempe, Ariz.
 Texas Christian 78, ASU 762nd.....n/a..... Tempe, Ariz.

1983-84 (32 teams)
 Santa Clara 66, ORE 531st.....Mar. 15..... Eugene, Ore.

1984-85 (32 teams)
 UCLA 78, Montana 471st.....Mar. 13.... Los Angeles, Calif.
 UCLA 82, Nebraska 632nd.....Mar. 19.... Los Angeles, Calif.
 UCLA 53, Fresno State 433rd.....Mar. 23.... Los Angeles, Calif.
 UCLA 75, Louisville 66Semi.....Mar. 27..... New York, N.Y.
 UCLA 65, Indiana 62Champ.....Mar. 29..... New York, N.Y.

1985-86 (32 teams)
 Loyola Marymount 80, CAL 751st.....Mar. 13..... Berkeley, Calif.

UC Irvine 80, UCLA 741st.....Mar. 13.... Los Angeles, Calif.

1986-87 (32 teams)

WASH 98, Montana St. 90 (OT).....1st..... Mar. 11.....Bozeman, Mont.
 WASH 73, Boise State 68.....2nd..... Mar. 16..... Seattle, Wash.
 Nebraska 81, WASH 76.....3rd..... Mar. 21..... Lincoln, Neb.

CAL 72, Cal St. Full. 68 (OT).....1st..... Mar. 13..... Berkeley, Calif.
 CAL 65, OSU 62.....2nd..... Mar. 17..... Corvallis, Ore.
 Arkansas-Little Rock 80, CAL 73.....3rd..... Mar. 21..... Little Rock, Ark.

OSU 85, New Mexico 82.....1st..... Mar. 11...Albuquerque, N.M.
 CAL 65, OSU 62.....2nd..... Mar. 17..... Corvallis, Ore.

Boise State 62, UTAH 61.....1st..... Mar. 11..... Boise, Idaho
 (UTAH not Conference member at time of game)

1987-88 (32 teams)

ORE 81, Santa Clara 65.....1st..... Mar. 17..... Eugene, Ore.
 New Mexico 78, ORE 59.....2nd..... Mar. 22...Albuquerque, N.M.

STAN 80, Long Beach State 77.....1st..... Mar. 17.....Stanford, Calif.
 Arkansas State 60, STAN 59.....2nd..... Mar. 22.....Stanford, Calif.

Evansville 66, UTAH 55.....1st..... Mar. 17..... Evansville, Ind.
 (UTAH not Conference member at time of game)

1988-89 (32 teams)

CAL 73, Hawaii 57.....1st..... Mar. 16..... Berkeley, Calif.
 Connecticut 73, CAL 72.....2nd..... Mar. 20..... Hartford, Conn.

1989-90 (32 teams)

Long Beach State 86, ASU 71.....1st..... Mar. 16..... Tempe, Ariz.

New Mexico 89, ORE 78.....1st..... Mar. 16...Albuquerque, N.M.

Hawaii 69, STAN 57.....1st..... Mar. 15..... Honolulu, Hawaii

1990-91 (32 teams)

STAN 93, Houston 86.....1st..... Mar. 13.....Stanford, Calif.
 STAN 80, Wisconsin 72.....2nd..... Mar. 18.....Madison, Wis.
 STAN 78, Southern Illinois 68.....3rd..... Mar. 21..... Carbondale, Ill.
 STAN 73, Massachusetts 71.....Semi..... Mar. 25..... New York, N.Y.
 STAN 78, Oklahoma 72.....Champ..... Mar. 27..... New York, N.Y.

COLO 71, Michigan 64.....1st..... Mar. 13.....Boulder, Colo.
 COLO 83, Wyoming 75.....2nd..... Mar. 18.....Boulder, Colo.
 COLO 81, Arkansas State 75.....3rd..... Mar. 21.....Boulder, Colo.
 Oklahoma 88, Colorado 78.....Semi..... Mar. 25..... New York, N.Y.
 COLO 98, Massachusetts 91.....Consolation..... Mar. 27..... New York, N.Y.
 (COLO not Conference member at time of game)

1991-92 (32 teams)

ASU 71, UC Santa Barbara 65.....1st..... Mar. 19.Santa Barbara, Calif.
 Utah 60, ASU 58.....2nd..... Mar. 24..... Tempe, Ariz.

WSU 72, Minnesota 70.....1st..... Mar. 18..... Pullman, Wash.
 New Mexico 79, WSU 71.....2nd..... Mar. 23...Albuquerque, N.M.

UTAH 72, Ball State 57.....1st..... Mar. 19.. Salt Lake City, Utah
 UTAH 60, ASU 58.....2nd..... Mar. 24..... Tempe, Ariz.
 UTAH 84, Rhode Island 72.....3rd..... Mar. 27.. Salt Lake City, Utah
 Notre Dame 58, UTAH 55.....Semi..... Mar. 30..... New York, N.Y.
 UTAH 81, Florida 78.....Consolation..... Apr. 1..... New York, N.Y.
 (UTAH not Conference member at time of game)

1992-93 (32 teams)

Georgetown 78, ASU 68.....1st..... Mar. 18..... Tempe, Ariz

USC 90, Nevada-Las Vegas 74.....1st..... Mar. 17..... Las Vegas, Nev.
 USC 71, Pepperdine 59.....2nd..... Mar. 22... Los Angeles, Calif.
 Minnesota 76, USC 58.....3rd..... Mar. 24.. Bloomington, Minn.

1993-94 (32 teams)

Brigham Young 74, ASU 67.....1st..... Mar. 17..... Provo, Utah

Gonzaga 80, STAN 76.....1st..... Mar. 17..... Stanford, Calif.
 Fresno State 79, USC 76.....1st..... Mar. 16..... Fresno, Calif.

1994-95 (32 teams)

WSU 94, Texas Tech 82.....1st..... Mar. 15..... Pullman, Wash.
 WSU 83, Illinois State 80.....2nd..... Mar. 20..... Normal, Ill.
 Canisius 89, WSU 80.....3rd..... Mar. 23..... Buffalo, N.Y.

New Mexico State 98, COLO 83.....1st..... Mar. 15.....Las Cruces, N.M.
 (COLO not Conference member at time of game)

1995-96 (32 teams)

Michigan State 64, WASH 50.....1st..... Mar. 13.. East Lansing, Mich.

WSU 92, Gonzaga 73.....1st..... Mar. 14..... Pullman, Wash.
 Nebraska 82, WSU 73.....2nd..... Mar. 19..... Lincoln, Neb.

1996-97 (32 teams)

Hawaii 71, ORE 61.....1st..... Mar. 12..... Honolulu, Hawaii

Nebraska 67, WASH 63.....1st..... Mar. 12..... Lincoln, Neb.

1997-98 (32 teams)

Hawaii 90, ASU 73.....1st..... Mar. 11..... Honolulu, Hawaii

1998-99 (32 teams)

CAL 79, Fresno State 71.....1st..... Mar. 10..... Oakland, Calif.
 CAL 58, DePaul 57.....2nd..... Mar. 16..... Chicago, Ill.
 CAL 71, Colorado State 62.....3rd..... Mar. 18..... Oakland, Calif.
 CAL 85, ORE 69.....Semi..... Mar. 23..... New York, N.Y.
 CAL 61, Clemson 60.....Champ..... Mar. 25..... New York, N.Y.

ORE 67, Georgia Tech 64.....1st..... Mar. 10..... Eugene, Ore.
 ORE 93, Wyoming 72.....2nd..... Mar. 15..... Eugene, Ore.
 ORE 77, Texas Christian 68.....3rd..... Mar. 17..... Ft. Worth, Texas
 CAL 85, ORE 69.....Semi..... Mar. 23..... New York, N.Y.
 Xavier 106, ORE 75.....Consolation..... Mar. 25..... New York, N.Y.

Wyoming 81, USC 77.....1st..... Mar. 10..... Laramie, Wyo.

COLO 65, Pepperdine 61.....1st..... Mar. 10..... Boulder, Colo.
 Colorado State 86, COLO 76.....2nd..... Mar. 16..... Boulder, Colo.
 (COLO not Conference member at time of game)

1999-00 (32 teams)

CAL 70, Long Beach State 66.....1st..... Mar. 15..... Oakland, Calif.
 CAL 60, Georgetown 49.....2nd..... Mar. 21..... Oakland, Calif.
 Wake Forest 79, CAL 56.....3rd..... Mar. 23 Winston-Salem, N.C.

ASU 83, New Mexico State 77.....1st..... Mar. 15..... Tempe, Ariz.
 NC State 60, ASU 57.....2nd..... Mar. 21..... Raleigh, N.C.

Southern Illinois 94, COLO 92.....1st..... Mar. 16..... Boulder, Colo.
 (COLO not Conference member at time of game)

2000-01 (32 teams)

Memphis 71, UTAH 62.....1st..... Mar. 13.. Salt Lake City, Utah
 (UTAH not Conference member at time of game)

2001-02 (32 teams)

UNLV 96, ASU 91.....1st..... Mar. 12..... Las Vegas, Nev.

2003-04 (32 teams)

ORE 77, Colorado 72 (OT).....1st..... Mar. 17..... Eugene, Ore.
 ORE 68, George Mason 54.....2nd..... Mar. 23..... Eugene, Ore.
 ORE 65, Notre Dame 61.....3rd..... Mar. 25..... South Bend, Ind.
 Michigan 78, ORE 53.....Semi..... Mar. 30..... New York, N.Y.

ORE 77, COLO 72 (OT).....1st..... Mar. 17..... Eugene, Ore.
 (COLO not Conference member at time of game)

2004-05 (32 teams)

UNLV 89, ASU 78.....1st..... Mar. 17..... Las Vegas, Nev.

CS Fullerton 85, OSU 83 (OT).....1st..... Mar. 16..... Corvallis, Ore.

2005-06 (32 teams)

STAN 65, Virginia 49.....Opening Rd..... Mar. 14.....Stanford, Calif.
 Missouri State 76, STAN 67.....1st..... Mar. 17..... Springfield, Mo.

Old Dominion 79, COLO 61.....1st..... Mar. 15..... Boulder, Colo.
 (COLO not Conference member at time of game)

2007-08 (32 teams)

ASU 64, Alabama State 53.....1st..... Mar. 18..... Tempe, Ariz.
 ASU 65, Southern Illinois 51.....2nd..... Mar. 20..... Tempe, Ariz.
 Florida 70, ASU 57.....3rd..... Mar. 25..... Tempe, Ariz.

CAL 68, New Mexico 66.....1st..... Mar. 19..... Berkeley, Calif.
 Ohio State 73, CAL 56.....2nd..... Mar. 24..... Columbus, Ohio

2008-09 (32 teams)

Saint Mary's 68, WSU 57.....1st..... Mar. 17..... Moraga, Calif.

2009-10 (32 teams)

Jacksonville 67, ASU 66.....1st..... Mar. 16..... Tempe, Ariz.

2010-11 (32 teams)

CAL 77, Mississippi 74.....1st.....Mar. 16..... Berkeley, Calif.
 Colorado 89, CAL 72.....2nd.....Mar. 18..... Boulder, Colo.

COLO 81, Texas Southern 74.....1st.....Mar. 16..... Boulder, Colo.
 COLO 89, CAL 72.....2nd.....Mar. 18..... Boulder, Colo.
 COLO 81, Kent State 74.....3rd.....Mar. 22..... Boulder, Colo.
 Alabama 62, COLO 61.....Semi.....Mar. 29..... New York, N.Y.
 (COLO not Conference member at time of game)

WSU 85, Long Beach State 74.....1st.....Mar. 16..... Pullman, Wash.
 WSU 74, Oklahoma State 64.....2nd.....Mar. 21..... Pullman, Wash.
 WSU 69, Northwestern 66 (OT).....3rd.....Mar. 23..... Pullman, Wash.
 Wichita State 75, WSU 44.....Semi.....Mar. 29..... New York, N.Y.

2011-12 (32 teams)

Bucknell 65, ARIZ 54.....1st.....Mar. 13..... Tucson, Ariz.

ORE 96, LSU 76.....1st.....Mar. 13..... Eugene, Ore.
 ORE 108, Iowa 97.....2nd.....Mar. 18..... Eugene, Ore.
 WASH 90, ORE 86.....3rd.....Mar. 20..... Seattle, Wash.

STAN 76, Cleveland State 65.....1st.....Mar. 13..... Stanford, Calif.
 STAN 92, Illinois State 88.....2nd.....Mar. 19..... Stanford, Calif.
 STAN 84, Nevada 56.....3rd.....Mar. 21..... Stanford, Calif.
 STAN 74, Massachusetts.....Semi.....Mar. 28..... New York, N.Y.
 STAN 75, Minnesota 51.....Finals.....Mar. 30..... New York, N.Y.

WASH 82, Texas-Arlington 72.....1st.....Mar. 13..... Seattle, Wash.
 WASH 76, Northwestern 55.....2nd.....Mar. 16..... Seattle, Wash.
 WASH 90, ORE 86.....3rd.....Mar. 20..... Seattle, Wash.
 Minnesota 68, WASH 67 (OT).....Semi.....Mar. 28..... New York, N.Y.

2012-13 (32 teams)

ASU 83, Detroit 68.....1st.....Mar. 20..... Tempe, Ariz.
 Baylor 89, ASU 86.....2nd.....Mar. 22..... Waco, Texas

STAN 58, Stephen F. Austin 57.....1st.....Mar. 20..... Stanford, Calif.
 Alabama 66, STAN 54.....2nd.....Mar. 22..... Tuscaloosa, Ala.

BYU 90, WASH 79.....1st.....Mar. 20..... Provo, Utah

2013-14 (32 teams)

CAL 77, Utah Valley 64.....1st.....Mar. 19..... Berkeley, Calif.
 CAL 75, Arkansas 64.....2nd.....Mar. 24..... Berkeley, Calif.
 SMU 67, CAL 66.....3rd.....Mar. 26..... Dallas, Texas

Saint Mary's 70, UTAH 58.....1st.....Mar. 18..... Moraga, Calif.

2014-15 (32 teams)

ASU 77, Connecticut 64.....1st.....Mar. 18..... Storrs, Conn.
 Richmond 75, ASU 64.....2nd.....Mar. 22..... Richmond, Va.

STAN 77, UC Davis 64.....1st.....Mar. 17..... Stanford, Calif.
 STAN 74, Rhode Island 65.....1st.....Mar. 22..... Stanford, Calif.
 STAN 78, Vanderbilt 75.....1st.....Mar. 24..... Stanford, Calif.
 STAN 67, Old Dominion 60.....1st.....Mar. 31..... New York, N.Y.
 STAN 66, Miami, Fla. 64 (OT).....1st.....Apr. 2..... New York, N.Y.

2015-16 (32 teams)

WASH 107, Long Beach State 102.....1st.....Mar. 15..... Seattle, Wash.
 San Diego State 93, WASH 78.....2nd.....Mar. 21..... San Diego, Calif.

2016-17 (32 teams)

#8 CSU Bakersfield 73, #1 CAL 66.....1st.....March 14..... Berkeley, Calif.

Boise State 73, #3 UTAH 68.....1st.....March 14..... Salt Lake City, Utah

#4 UCF 79, #5 COLO 74.....1st.....March 15..... Orlando, Fla.

2017-18 (32 teams)

#3 ORE 99, #6 Rider 86.....1st.....March 13..... Eugene, Ore.
 #2 Marquette 101, #3 ORE 92.....2nd.....March 18..... Milwaukee, Wisc.

#3 STAN 86, #6 BYU 83.....1st.....March 14..... Stanford, Calif.
 #2 Oklahoma State 71, #3 STAN 65.....2nd.....March 19..... Stillwater, Okla.

#1 USC 103, #8 UNC Asheville 98 (2OT) ..1st.....March 13..... Los Angeles, Calif.
 #4 Western Kentucky 79, #1 USC 75 ..2nd.....March 19..... Los Angeles, Calif.

#2 UTAH 69, #7 UC Davis 59.....1st.....March 14..... Salt Lake City, Utah
 #2 UTAH 95, #3 LSU 71.....2nd.....March 19..... Salt Lake City, Utah
 #2 UTAH 67, #1 St. Mary's (Calif.) 58 (OT).....Qtrs.....March 21..... Moraga, Calif.
 #2 UTAH 69, #4 Western Kentucky 64.....Semi.....March 27..... New York, N.Y.
 #4 Penn State 82, #2 UTAH 66.....Final.....March 29..... New York, N.Y.

#5 WASHINGTON 77, #4 Boise State 74...1st.....March 14..... Seattle, Wash.
 #1 St. Mary's (Calif.) 85, #5 WASHINGTON 81.....2nd.....March 19..... Moraga, Calif.

PAC-12 IN THE NIT

YEAR	TEAM	W-L	FIN.	YEAR	TEAM	W-L	FIN.
1937-38	COLO	1-1	2nd	1997-98	ASU	0-1	
1939-40	COLO	2-0	1st	1998-99	CAL	5-0	1st
1943-44	UTAH	0-1			COLO	1-1	
1945-46	ARIZ	0-1			ORE	3-2	4th
1946-47	UTAH	3-0	1st		USC	0-1	
1948-49	UTAH	0-1		1999-00	ASU	1-1	
1949-50	ARIZ	0-1			CAL	2-1	
1950-51	ARIZ	0-1			COLO	1-1	
1956-57	UTAH	0-1		2000-01	UTAH	0-1	
1957-58	UTAH	0-1		2001-02	ASU	0-1	
1969-70	UTAH	1-1		2003-04	COLO	0-1	
1972-73	USC	0-1			ORE	3-1	3rd
1973-74	UTAH	3-1	2nd	2004-05	ASU	0-1	
1974-75	ORE	3-1	3rd		OSU	0-1	
1975-76	ORE	0-1		2005-06	COLO	0-1	
1976-77	ORE	1-1			STAN	1-1	
1978-79	OSU	0-1		2007-08	ASU	2-1	
1979-80	WASH	0-1			CAL	1-1	
1981-82	WASH	1-1		2008-09	WSU	0-1	
1982-83	ASU	1-1		2009-10	ASU	0-1	
	OSU	2-1		2010-11	CAL	1-1	
1983-84	ORE	0-1			COLO	3-1	3rd
1984-85	UCLA	5-0	1st		WSU	3-1	3rd
1985-86	CAL	0-1		2011-12	ARIZ	0-1	
	UCLA	0-1			ORE	2-1	
1986-87	CAL	2-1			STAN	5-0	1st
	OSU	1-1			WASH	3-1	3rd
	UTAH	0-1		2012-13	ASU	1-1	
	WASH	2-1			STAN	1-1	
1987-88	ORE	1-1			WASH	0-1	
	STAN	1-1		2013-14	CAL	2-1	
	UTAH	0-1			UTAH	0-1	
1988-89	CAL	1-1		2014-15	ASU	1-1	
1989-90	ASU	0-1			STAN	5-0	1st
	ORE	0-1		2015-16	WASH	1-1	
	STAN	0-1		2016-17	CAL	0-1	
1990-91	COLO	4-1	3rd		COLO	0-1	
	STAN	5-0	1st		UTAH	0-1	
1991-92	ASU	1-1		2017-18	ORE	1-1	
	UTAH	4-1	3rd		STAN	1-1	
	WSU	1-1			USC	1-1	
1992-93	ASU	0-1			UTAH	4-1	2nd
	USC	2-1			WASH	1-1	
1993-94	ASU	0-1					
	STAN	0-1					
	USC	0-1					
1994-95	COLO	0-1					
	WSU	2-1					
1995-96	WASH	0-1					
	WSU	1-1					
1996-97	ORE	0-1					
	WASH	0-1					

NIT CHAMPIONS FROM THE PAC-12 (7)

1939-40	Colorado
1946-47	Utah
1984-85	UCLA
1990-91	Stanford
1998-99	California
2011-12	Stanford
2014-15	Stanford



College Basketball Invitational: The 16-team CBI was created in 2007-08. Oregon State captured the third CBI crown in 2010. The Pac-12 made it two-in-a-row as Oregon followed with a CBI title of its own in 2011.

School (Seasons)	Yrs	W-L	PCT	1st	2nd
Colorado (2015)	1	1-1	.500	0	0
Oregon (2011)	1	5-1	.833	1	0
Oregon State (2009-10, 12, 14)	4	7-4	.636	1	0
Stanford (2009)	1	2-1	.667	0	0
Utah (2008)	1	1-1	.500	0	0
Washington (2008)	1	0-1	.000	0	0
Washington State (2012)	1	4-2	.667	0	1
TOTALS	20-12	.625		2	1




▶ Lew Alcindor (Kareem Abdul-Jabbar), UCLA

▶ Todd Lichti, Stanford



▶ Sean Elliott, Arizona



▶ Jason Kidd, California

▶ Mel Counts, Oregon State



HISTORY & RECORDS

12
PHOTOGRAPHY CENTER

SCORING OFFENSE

Year	Team	FG	3FG	FT	PTS	AVG
1959-60	USC	261	—	219	731	60.9
1960-61	USC	294	—	238	826	68.8
1961-62	UCLA	305	—	236	846	70.5
1962-63	UCLA	315	—	207	837	69.8
1963-64	UCLA	494	—	297	1285	85.7
1964-65	UCLA	409	—	278	1096	78.3
1965-66	UCLA	449	—	263	1161	82.9
1966-67	UCLA	449	—	227	1125	80.4
1967-68	UCLA	533	—	232	1298	92.7
1968-69	UCLA	461	—	244	1166	83.3
1969-70	UCLA	475	—	262	1212	86.6
1970-71	CAL	482	—	275	1239	88.5
1971-72	UCLA	526	—	232	1284	91.7
1972-73	UCLA	468	—	160	1096	78.3
1973-74	UCLA	441	—	187	1069	76.4
1974-75	USC	935	—	370	2240	86.2
1975-76	UCLA	1112	—	421	2645	82.7
1976-77	UCLA	1001	—	407	2409	83.1
1977-78	UCLA	954	—	479	2387	85.3
1978-79	UCLA	1053	—	462	2568	85.6
1979-80	UCLA	968	—	618	2554	79.8
1980-81	ASU	894	—	429	2217	79.2
1981-82	ORE	773	—	463	2009	74.4
1982-83	UCLA	956	—	415	2327	80.2
1983-84	STAN	824	—	663	2311	74.5
1984-85	UCLA	881	—	520	2282	69.2
1985-86	UCLA	878	—	418	2174	75.0
1986-87	UCLA	960	142	430	2492	77.9
1987-88	ARIZ	1147	254	686	3234	85.1
1988-89	ARIZ	988	185	627	2788	84.5
1989-90	UCLA	984	127	561	2656	80.5
1990-91	UCLA	1078	156	642	2954	92.3
1991-92	ARIZ	967	181	514	2629	84.8
1992-93	ASU	867	263	369	2366	84.5
1993-94	ARIZ	1108	279	629	3124	89.3
1994-95	UCLA	1079	118	613	2889	87.5
1995-96	ARIZ	973	222	525	2693	81.6
1996-97	ARIZ	1015	222	598	2850	83.8
1997-98	ARIZ	1146	269	616	3177	90.8
1998-99	ARIZ	820	143	600	2383	82.2
1999-00	ASU	924	162	529	2539	79.3
2000-01	STAN	834	252	671	2829	83.2
2001-02	ORE	1014	304	662	2994	85.5
2002-03	ARIZ	973	228	551	2725	85.2
2003-04	ARIZ	942	219	511	2614	87.1
2004-05	WASH	1102	257	565	3026	86.5
2005-06	WASH	982	220	522	2706	82.0
2006-07	ARIZ	846	172	553	2417	78.0
2007-08	ORE	858	279	455	2450	76.6
2008-09	WASH	977	146	650	2750	78.6
2009-10	WASH	1004	191	652	2851	79.2
2010-11	WASH	1061	305	480	2907	83.1
2011-12	OSU	995	221	630	2841	78.9
2012-13	UCLA	961	171	511	2604	74.4
2013-14	ORE	928	259	668	2783	81.9
2014-15	ARIZ	1009	193	700	2911	76.6
2015-16	WASH	964	249	676	2853	83.9
2016-17	UCLA	1210	354	459	3233	89.8
2017-18	ASU	888	288	581	2645	82.7

SCORING DEFENSE

Year	Team	FG	3FG	FT	PTS	AVG
1959-60	CAL	208	—	164	580	48.3
1960-61	CAL	261	—	178	700	58.3
1961-62	STAN	272	—	208	752	62.7
1962-63	WASH	243	—	235	721	60.1
1963-64	CAL	344	—	258	946	63.1
1964-65	OSU	284	—	273	841	60.1
1965-66	OSU	279	—	218	776	55.4
1966-67	UCLA	318	—	164	800	57.1
1967-68	UCLA	352	—	222	926	66.1
1968-69	UCLA	339	—	192	870	62.1
1969-70	OSU	351	—	226	928	66.4
1970-71	UCLA	377	—	164	918	65.6
1971-72	UCLA	372	—	192	936	66.9
1972-73	UCLA	362	—	85	809	57.8
1973-74	UCLA	345	—	128	818	58.4
1974-75	OSU	868	—	432	2168	69.9
1975-76	ORE	718	—	615	2051	68.4
1976-77	ORE	602	—	562	1766	60.9
1977-78	WSU	688	—	313	1689	62.6
1978-79	OSU	692	—	431	1815	64.8
1979-80	WSU	730	—	353	1813	64.8
1980-81	OSU	652	—	401	1705	60.9
1981-82	OSU	671	—	308	1650	55.0
1982-83	ORE	607	—	445	1659	61.4
1983-84	OSU	664	—	290	1618	55.8
1984-85	OSU	702	—	384	1788	57.7
1985-86	OSU	658	—	344	1660	61.5
1986-87	OSU	710	78	412	1910	63.7
1987-88	OSU	735	123	359	1952	63.0
1988-89	STAN	771	145	457	2144	65.0
1989-90	STAN	722	118	348	1910	63.7
1990-91	WASH	681	132	401	1895	67.7
1991-92	WASH	713	176	359	1963	67.7
1992-93	WSU	616	106	424	1762	65.3
1993-94	WSU	767	175	429	2138	69.0
1994-95	ASU	859	137	476	2331	70.0
1995-96	STAN	713	144	364	1934	66.7
1996-97	CAL	779	196	417	2171	67.8
1997-98	STAN	854	210	472	2390	68.3
1998-99	STAN	719	166	402	2006	60.8
1999-00	STAN	667	164	352	1850	59.7
2000-01	OSU	691	182	349	1913	63.8
2001-02	OSU	706	182	334	1928	66.5
2002-03	STAN	782	188	478	2230	67.6
2003-04	WSU	622	144	342	1730	59.7
2004-05	WSU	557	131	349	1594	56.9
2005-06	WSU	560	136	360	1616	57.7
2006-07	WSU	709	202	404	2024	59.5
2007-08	WSU	717	186	355	1975	56.4
2008-09	WSU	626	193	384	1829	55.4
2009-10	USC	591	149	384	1715	57.2
2010-11	USC	741	191	458	2131	62.7
2011-12	USC	686	160	378	1910	59.7
2012-13	WSU	713	223	366	2015	63.0
2013-14	ARIZ	776	173	500	2225	58.6
2014-15	UTAH	704	169	422	1999	57.1
2015-16	CAL	789	183	528	2289	67.3
2016-17	CAL	757	202	438	2154	63.4
2017-18	UTAH	855	264	422	2396	68.5

SCORING MARGIN

Year	Team	DIFF
1959-60	CAL	+12.3
1960-61	USC	+ 4.7
1961-62	UCLA	+ 6.5
1962-63	UCLA	+ 6.3
1963-64	UCLA	+18.4
1964-65	UCLA	+15.5
1965-66	UCLA	+15.5
1966-67	UCLA	+23.2
1967-68	UCLA	+26.6
1968-69	UCLA	+21.2
1969-70	UCLA	+12.2
1970-71	UCLA	+13.3
1971-72	UCLA	+24.9
1972-73	UCLA	+20.5
1973-74	UCLA	+18.0
1974-75	UCLA	+12.5
1975-76	WASH	+11.4
1976-77	UCLA	+12.7
1977-78	UCLA	+17.9•
1978-79	UCLA	+12.2
1979-80	OSU	+10.6
1980-81	OSU	+15.7
1981-82	OSU	+14.6•
1982-83	UCLA	+ 9.5
1983-84	STAN	+ 6.2
1984-85	ARIZ	+ 8.2
1985-86	ARIZ	+ 6.5
1986-87	ARIZ	+ 6.8
1987-88	ARIZ	+ 20.9
1988-89	ARIZ	+ 17.6
1989-90	ARIZ	+12.0
1990-91	ARIZ	+14.6
1991-92	ARIZ	+16.0
1992-93	ARIZ	+12.2
1993-94	ARIZ	+14.9
1994-95	UCLA	+13.7
1995-96	ARIZ	+9.3
1996-97	STAN	+11.9
1997-98	ARIZ	+16.2
1998-99	STAN	+12.7
1999-00	STAN	+19.3
2000-01	STAN	+17.7
2001-02	ORE	+13.0
2002-03	ARIZ	+14.5
2003-04	ARIZ	+13.1
2004-05	WASH	+12.3
2005-06	WASH	+12.1
2006-07	UCLA	+11.4
2007-08	UCLA	+14.5
2008-09	UCLA	+11.5
2009-10	WASH	+9.2
2010-11	WASH	+12.4
2011-12	CAL	+9.3
2012-13	ARIZ	+9.8
2013-14	ARIZ	+14.3
2014-15	ARIZ	+16.9
2015-16	ARIZ	+11.6
2016-17	UCLA	+14.3
2017-18	ARIZ	+8.8

• - Led NCAA
All statistics based on Conference
games only prior to 1974-75.

FIELD GOAL PERCENTAGE

Year	Team	FG-FGA	PCT
1959-60	WASH	212-510	.417
1960-61	WASH	264-587	.450
1961-62	UCLA	305-708	.431
1962-63	WASH	245-603	.406
1963-64	UCLA	494-1113	.444
1964-65	OSU	304-695	.437
1965-66	OSU	298-666	.447
1966-67	UCLA	449-845	.531
1967-68	OSU	352-681	.517
1968-69	UCLA	461-860	.536
1969-70	UCLA	475-974	.488
1970-71	ORE	416-905	.460
1971-72	UCLA	526-1047	.502
1972-73	UCLA	468-937	.499
1973-74	UCLA	441-877	.503
1974-75	OSU	948-1938	.489
1975-76	OSU	839-1594	.526
1976-77	UCLA	1001-1994	.502
1977-78	UCLA	954-1883	.520
1978-79	UCLA	1053-1897	.555
1979-80	OSU	943-1732	.544
1980-81	OSU	862-1528	.564
1981-82	OSU	810-1518	.534
1982-83	STAN	752-1373	.548
1983-84	STAN	824-1574	.524
1984-85	OSU	759-1445	.525
1985-86	UCLA	878-1749	.502
1986-87	UCLA	960-1899	.506
1987-88	ARIZ	1147-2106	.545
1988-89	STAN	907-1739	.522
1989-90	ARIZ	879-1754	.501
1990-91	UCLA	1078-2085	.517
1991-92	ARIZ	967-1921	.503
1992-93	UCLA	985-1960	.503
1993-94	ARIZ	1108-2288	.484
1994-95	WSU	902-1743	.517
1995-96	UCLA	897-1698	.528
1996-97	UCLA	932-1791	.520
1997-98	UCLA	985-2011	.490
1998-99	WASH	749-1571	.477
1999-00	UCLA	952-1984	.480
2000-01	STAN	953-1865	.511
2001-02	ORE	1014-2082	.487
2002-03	ASU	886-1838	.482
2003-04	ARIZ	942-1938	.486
2004-05	WASH	1102-2271	.485
2005-06	UCLA	939-1987	.473
2006-07	ARIZ	846-1770	.478
2007-08	ORE	858-1788	.479
2008-09	UCLA	967-1973	.490
2009-10	CAL	966-2028	.476
2010-11	ARIZ	969-2064	.46948
2011-12	CAL	893-1878	.476
2012-13	ASU	902-1964	.459
2013-14	UCLA	1073-2196	.489
2014-15	ARIZ	1009-2068	.488
2015-16	UTAH	977-2000	.489
2016-17	UCLA	1210-2320	.522•
2017-18	ARIZ	1009-2003	.504

• - Led NCAA
 All statistics based on Conference games only prior to 1974-75.

DEFENSIVE FG PERCENTAGE

Year	Team	FG-FGA	PCT
1982-83	ORE	607-1292	.470
1983-84	WASH	646-1480	.436
1984-85	WASH	687-1590	.432
1985-86	ORE	720-1573	.458
1986-87	UCLA	838-1947	.430
1987-88	ARIZ	925-2160	.428
1988-89	ARIZ	869-2018	.431
1989-90	ARIZ	780-1990	.392
1990-91	ARIZ	903-2272	.397
1991-92	ARIZ	773-1887	.410
1992-93	ARIZ	710-1776	.400
1993-94	CAL	754-1848	.408
1994-95	UCLA	864-2119	.408
1995-96	UCLA	788-1908	.413
1996-97	CAL	779-1898	.410
1997-98	STAN	854-2052	.416
1998-99	STAN	719-1894	.380
1999-00	STAN	667-1893	.352
2000-01	ARIZ	862-2174	.397
2001-02	CAL	729-1743	.418
2002-03	STAN	782-1922	.407
2003-04	STAN	671-1745	.385
2004-05	WSU	557-1369	.407
2005-06	WSU	560-1438	.389
2006-07	USC	849-2178	.390
2007-08	USC	763-1935	.394
2008-09	WSU	626-1616	.387
2009-10	USC	591-1540	.384
2010-11	WSU	814-2040	.399
2011-12	COLO	812-2009	.404
2012-13	CAL	753-1915	.393
2013-14	ARIZ	776-2041	.380
2014-15	UTAH	704-1832	.384
2015-16	CAL	789-1992	.396
2016-17	CAL	757-1984	.400
2017-18	UTAH	855-2043	.419

THREE PT FG PERCENTAGE

Year	Team	3P-3PA	PCT
1986-87	STAN	84-196	.429
1987-88	ARIZ	254-526	.483
1988-89	ASU	144-335	.430
1989-90	ORE	139-347	.401
1990-91	STAN	145-371	.391
1991-92	STAN	129-323	.399
1992-93	WSU	195-483	.404
1993-94	WSU	221-598	.370
1994-95	ARIZ	245-593	.413
1995-96	WSU	181-464	.390
1996-97	WSU	193-486	.397
1997-98	STAN	262-642	.408
1998-99	WSU	202-545	.371
1999-00	STAN	245-613	.400
2000-01	STAN	252-587	.429
2001-02	ORE	304-721	.422
2002-03	ORE	291-753	.386
2003-04	ORE	280-708	.395
2004-05	ARIZ	253-630	.402
2005-06	ASU	158-418	.378
2006-07	USC	207-523	.396
2007-08	ORE	279-711	.392
2008-09	CAL	210-492	.427
2009-10	CAL	228-609	.374
2010-11	ARIZ	296-745	.397
2011-12	STAN	252-665	.379
2012-13	ARIZ	269-725	.371
2013-14	OSU	177-451	.392
2014-15	OSU	184-609	.302
2015-16	COLO	252-647	.389
2016-17	UCLA	354-872	.406
2017-18	UCLA	310-813	.381

FREE THROW PERCENTAGE

Year	Team	FT-FTA	PCT
1959-60	UCLA	248-360	.690
1960-61	USC	238-316	.753
1961-62	WASH	229-326	.702
1962-63	WASH	187-266	.703
1963-64	STAN	249-340	.732
1964-65	USC	266-374	.711
1965-66	OSU	241-328	.735
1966-67	ORE	247-331	.746
1967-68	OSU	238-326	.730
1968-69	OSU	212-312	.679
1969-70	WSU	223-321	.695
1970-71	USC	261-366	.713
1971-72	OSU	237-321	.738
1972-73	OSU	191-251	.761
1973-74	UCLA	187-254	.736
1974-75	OSU	395-557	.709
1975-76	USC	385-508	.758
1976-77	OSU	355-478	.743
1977-78	UCLA	479-665	.720
1978-79	UCLA	462-611	.756
1979-80	WSU	494-683	.720
1980-81	STAN	484-648	.747
1981-82	STAN	461-633	.728
1982-83	STAN	617-839	.735
1983-84	OSU	450-620	.726
1984-85	STAN	533-737	.723
1985-86	UCLA	418-575	.727
1986-87	ASU	408-547	.746
1987-88	ARIZ	686*-932	.736
1988-89	ARIZ	627-846	.741
1989-90	WASH	408-551	.740
1990-91	OSU	385-520	.740
1991-92	WSU	554-729	.760
1992-93	WASH	386-530	.728
1993-94	ARIZ	629-884	.712
1994-95	STAN	603-827	.729
1995-96	STAN	558-736	.758
1996-97	STAN	561-752	.746
1997-98	ASU	493-661	.746
1998-99	ARIZ	600-845	.710
1999-00	ORE	481-646	.745
2000-01	ARIZ	703-940	.748
2001-02	ORE	662-861	.769
2002-03	ORE	530-685	.774
2003-04	ARIZ	511-650	.786
2004-05	ARIZ	541-697	.776
2005-06	STAN	500-655	.763
2006-07	CAL	400-520	.769
2007-08	CAL	533-687	.776
2008-09	WSU	343-446	.769
2009-10	CAL	543-717	.757
2010-11	ARIZ	671-899	.746
2011-12	CAL	477-641	.744
2012-13	UTAH	413-547	.755
2013-14	ORE	668-865	.772
2014-15	ORE	466-613	.760
2015-16	COLO	594-809	.734
2016-17	ARIZ	635-830	.765
2017-18	ORE	521-683	.763

REBOUNDING

Year	Team	G	REB	PCT
1961-62	UCLA	12	572	.521
1962-63	UCLA	12	613	.538
1963-64	UCLA	15	807	.547
1964-65	USC	14	660	.544
1965-66	UCLA	14	718	.545
1966-67	UCLA	14	578	.564
1967-68	UCLA	14	708	.506
1968-69	UCLA	14	635	.579
1969-70	UCLA	14	664	.548
1970-71	UCLA	14	691	.555
1971-72	UCLA	14	756	.585
1972-73	UCLA	14	667	.583
1973-74	UCLA	14	590	.574
**				AVG
1974-75	WASH	26	1278	49.2
1975-76	UCLA	32	1379	43.1
1976-77	UCLA	29	1229	42.4
1977-78	UCLA	28	1147	41.0
1978-79	ASU	30	1290	43.0
1979-80	ASU	29	1193	41.1
1980-81	ASU	28	1145	40.9
1981-82	ORE	27	1037	38.4
1982-83	WASH	31	1192	38.5
1983-84	ASU	28	1034	36.9
1984-85	UCLA	33	1132	34.3
	WASH	32	1098	34.3
1985-86	WASH	31	1147	37.0
1986-87	WASH	35	1302	37.2
1987-88	UCLA	30	1106	36.9
1988-89	USC	32	1231	38.5
1989-90	UCLA	33	1285	38.9
1990-91	ARIZ	35	1422	40.6
1991-92	ARIZ	31	1250	40.3
1992-93	ARIZ	28	1208	43.1
1993-94	UCLA	28	1230	43.9
1994-95	ARIZ	31	1285	41.5
1995-96	ORE	29	1108	38.2
1996-97	ARIZ	34	1376	40.5
1997-98	STAN	35	1444	41.3
1998-99	ARIZ	29	1207	41.6
1999-00	STAN	31	1309	42.2
2000-01	ARIZ	36	1433	39.8
2001-02	STAN	30	1254	41.8
2002-03	ARIZ	32	1374	42.9
2003-04	ARIZ	30	1177	39.2
2004-05	WASH	35	1305	37.3
2005-06	WASH	33	1232	37.3
2006-07	STAN	31	1193	38.5
2007-08	STAN	36	1409	39.1
2008-09	WASH	35	1437	41.1
2009-10	WASH	36	1364	37.9
2010-11	WASH	35	1367	39.1
2011-12	WASH	35	1404	40.1
2012-13	ORE	37	1389	37.5
2013-14	ARIZ	38	1449	38.1
2014-15	UCLA	36	1367	38.0
2015-16	COLO	34	1433	42.1
2016-17	CAL	34	1323	38.9
2017-18	STAN	35	1368	39.1

** Rebounding based on percentage prior to 1974-75.

REBOUNDING MARGIN

Year	Team	DIFF
1961-62	UCLA	+ 3.8
1962-63	UCLA	+ 7.2
1963-64	UCLA	+ 9.3
1964-65	UCLA	+ 8.2
	USC	+ 8.2
1965-66	UCLA	+ 8.5
1966-67	UCLA	+ 9.4
1967-68	UCLA	+ 9.9
1968-69	UCLA	+12.4
1969-70	UCLA	+ 8.4
1970-71	(unavailable)	
1971-72	UCLA	+15.6
1972-73	UCLA	+13.6
1973-74	UCLA	+10.9
1974-75	ORE	+ 6.1
1975-76	WASH	+ 5.1
1976-77	UCLA	+ 4.7
1977-78	UCLA	+ 7.2
1978-79	ASU	+ 4.4
1979-80	UCLA	+ 5.7
1980-81	ASU	+ 5.2
1981-82	UCLA	+ 6.0
1982-83	ASU	+ 4.1
1983-84	WASH	+ 2.5
1984-85	WASH	+ 7.4
1985-86	WASH	+ 3.9
1986-87	WASH	+ 4.7
1987-88	STAN	+ 6.4
1988-89	STAN	+ 7.1
1989-90	STAN	+6.2
1990-91	STAN	+8.5
1991-92	ARIZ	+7.3
1992-93	ARIZ	+8.9
1993-94	UCLA	+7.6
1994-95	UCLA	+4.4
1995-96	UCLA	+6.0
1996-97	STAN	+6.4
1997-98	STAN	+9.3
1998-99	ARIZ	+8.1
1999-00	STAN	+9.7
2000-01	STAN	+7.4
2001-02	STAN	+8.5
2002-03	ARIZ	+6.4
2003-04	STAN	+6.8
2004-05	ARIZ	+4.1
2005-06	WASH	+5.9
2006-07	WASH	+9.0
2007-08	UCLA	+8.2
2008-09	WASH	+8.2
2009-10	WASH	+3.6
2010-11	UCLA	+4.6
2011-12	WASH	+5.2
2012-13	ARIZ	+6.3
2013-14	ARIZ	+7.1
2014-15	ARIZ	+8.8
2015-16	ARIZ	+9.2
2016-17	UTAH	+6.8
2017-18	ARIZ	+7.4

TURNOVER MARGIN

Year	Team	DIFF
1982-83	OSU	+3.6
1983-84	CAL	+2.1
1984-85	OSU	+1.8
1985-86	OSU	+1.8
	ASU	+1.8
1986-87	OSU	+3.8
1987-88	OSU	+7.7
1988-89	OSU	+8.3
1989-90	OSU	+7.3
1990-91	WSU	+3.6
1991-92	WSU	+2.8
	USC	+2.8
1992-93	ASU	+8.8
1993-94	STAN	+3.0
1994-95	ASU	+4.4
1995-96	ASU	+2.4
1996-97	ASU	+5.2
1997-98	ARIZ	+5.6
1998-99	CAL	+4.6
1999-00	ASU	+4.0
2000-01	CAL	+2.6
2001-02	USC	+5.1
2002-03	USC	+3.4
2003-04	OSU	+2.7
2004-05	WASH	+3.7
2005-06	ARIZ	+5.8
2006-07	WSU	+3.5
2007-08	WSU	+2.9
2008-09	UCLA	+3.1
2009-10	WASH	+3.3
2010-11	ORE	+3.2
2011-12	USC	+4.4
2012-13	UCLA	+2.86
2013-14	UCLA	+4.1
2014-15	OSU	+2.9
2015-16	ORE	+2.7
2016-17	ASU	+2.9
2017-18	ASU	+4.1

ASSISTS

Year	Team	ASTS	AVG
1978-79	OSU	571	19.71
1979-80	OSU	651	21.70
1980-81	ASU	513	18.32
1981-82	OSU	493	16.43
1982-83	OSU	525	16.94
1983-84	ORE	440	15.17
1984-85	OSU	501	16.16
1985-86	WASH	516	16.65
1986-87	OSU	514	17.13
1987-88	OSU	573	18.50
1988-89	OSU	579	19.30
1989-90	OSU	538	18.60
1990-91	UCLA	634	19.80
1991-92	UCLA	605	18.30
1992-93	ASU	512	18.30
1993-94	UCLA	495	17.70
1994-95	UCLA	653	19.80
1995-96	ARIZ	589	17.80
1996-97	STAN	534	17.80
1997-98	ASU	639	19.97
1998-99	ASU	512	17.07
1999-00	USC	518	17.27
2000-01	STAN	566	16.65
2001-02	ORE	580	16.57
2002-03	ARIZ	569	17.78
2003-04	ARIZ	560	18.67
2004-05	WASH	660	18.86
2005-06	WASH	529	16.03
2006-07	ARIZ	511	16.48
2007-08	ARIZ	526	15.47
2008-09	ASU	544	15.54
2009-10	UCLA	489	15.28
2010-11	WASH	593	16.94
2011-12	CAL	540	15.88
2012-13	UCLA	559	15.97
2013-14	UCLA	636	17.19
2014-15	WSU	453	14.61
2015-16	UCLA	502	15.69
2016-17	UCLA	771	21.42•
2017-18	USC	569	15.81

• - Led NCAA
All statistics based on Conference games only prior to 1974-75.

STEALS

Year	Team	STLS	AVG
1978-79	OSU	293	10.46
1979-80	OSU	274	9.13
1980-81	ASU	245	8.75
1981-82	OSU	246	8.20
1982-83	STAN	206	7.36
1983-84	STAN	239	7.71
1984-85	STAN	238	8.50
1985-86	STAN	246	8.20
1986-87	OSU	227	7.57
1987-88	OSU	288	9.29
1988-89	OSU	320	10.67
1989-90	OSU	277	9.55
1990-91	WSU	229	8.18
1991-92	UCLA	258	7.82
1992-93	ASU	337	12.04
1993-94	OSU	235	8.70
1994-95	ASU	345	10.45
1995-96	WASH	269	9.61
1996-97	ARIZ	358	10.53
1997-98	ARIZ	352	10.06
1998-99	OSU	308	9.94
1999-00	USC	275	9.17
2000-01	ARIZ	283	7.86
2001-02	USC	287	8.97
2002-03	USC	276	9.20
2003-04	USC	249	8.89
2004-05	USC	240	8.28
2005-06	ARIZ	322	9.76
2006-07	OSU	246	7.69
2007-08	UCLA	285	7.311
2008-09	UCLA	292	8.34
2009-10	OSU	262	8.16
2010-11	OSU	293	9.45
2011-12	OSU	328	9.11
2012-13	ORE	314	8.49
2013-14	UCLA	341	9.22
2014-15	OSU	241	7.77
2015-16	WASH	258	7.59
2016-17	USC	252	7.00
2017-18	WASH	274	8.06

BLOCKED SHOTS

Year	Team	BLKS	AVG
1978-79	ASU	165	5.50
1979-80	ASU	163	5.62
1980-81	ASU	144	5.14
1981-82	ASU	92	3.41
1982-83	UCLA	92	3.17
1983-84	UCLA	97	3.46
1984-85	ASU	106	3.79
1985-86	USC	127	4.54
1986-87	ARIZ	120	4.00
1987-88	ARIZ	173	4.55
1988-89	ARIZ	145	4.39
1989-90	ARIZ	185	5.78
1990-91	ARIZ	183	5.23
1991-92	ARIZ	120	3.87
1992-93	UCLA	177	5.36
1993-94	UCLA	119	4.25
1994-95	ASU	165	5.00
1995-96	UCLA	162	5.23
1996-97	ASU	172	5.73
1997-98	USC	122	4.36
1998-99	USC	124	4.43
1999-00	ARIZ	192	5.65
2000-01	USC	151	4.44
2001-02	WASH	139	4.79
2002-03	ASU	139	4.34
2003-04	ARIZ	135	4.50
2004-05	OSU	126	3.94
2005-06	OSU	147	4.74
2006-07	STAN	184	5.94
2007-08	STAN	187	5.19
2008-09	USC	165	4.71
2009-10	WSU	140	4.52
2010-11	UCLA	199	5.85
2011-12	UCLA	153	4.64
2012-13	ASU	211	6.09
2013-14	ASU	182	5.52
2014-15	UTAH	175	5.00
2015-16	WASH	224	6.59
2016-17	ORE	248	6.36
2017-18	WASH	177	5.21

SCORING

YEAR	PLAYER	G	PTS	AVG
1927-28	S: Vern Corbin, CAL	—	100	—
1928-29	S: Vern Corbin, CAL	—	90	—
1929-30	N: Harold Stowell, Idaho	16	171	10.7
	S: Kent Pursell, CAL	—	84	—
1930-31	N: Huntley Gordon, WSU	16	171	10.7
	S: Jack Read, CAL	—	72	—
1931-32	N: Huntley Gordon, WSU	16	135	8.4
	S: Jerry Nemer, USC	—	132	—
1932-33	N: Ed Lewis, OSU	16	173	10.8
	S: Hal Eifert, CAL	11	131	11.9
1933-34	N: Bob Galer, WASH	16	176	11.0
	S: Lee Guttero, USC	12	140	11.7
1934-35	N: Bob Galer, WASH	16	152	9.5
	S: Lee Guttero, USC	12	186	15.5
1935-36	N: Wally Palmberg, OSU	16	187	11.7
	S: Hank Luisetti, STAN	12	172	14.3
1936-37	N: Ivar Nelson, WSU	16	156	9.8
	S: Hank Luisetti, STAN	12	208	17.3
1937-38	N: Laddie Gale, ORE	20	249	12.5
	S: Hank Luisetti, STAN	12	232	19.3
1938-39	N: Laddie Gale, ORE	16	186	11.6
	S: Ralph Vaughn, USC	12	180	15.0
1939-40	N: John Dick, ORE	16	183	11.4
	S: Jackie Robinson, UCLA	12	148	12.3
1940-41	N: Vic Townsend, ORE	16	174	10.9
	S: Jackie Robinson, UCLA	12	133	11.1
1941-42	N: Ray Turner, Idaho	16	192	12.0
	S: Ernie Handlesman, UCLA	12	134	11.2
1942-43	N: Gale Bishop, WSU	16	224	14.0
	S: Gene Rock, USC	8	107	13.4
1943-44	N: Bob Hamilton, ORE	16	172	10.8
	S: Dick West, UCLA	6	48	8.0
1944-45	N: Vince Hanson, WSU	16	253	15.8
	S: Jack Nichols, USC	4	48	12.0
1945-46	N: Red Rocha, OSU	16	194	12.1
	S: Andy Wolfe, CAL	12	177	14.8
1946-47	N: Red Rocha, OSU	16	215	13.4
	S: Don Barksdale, UCLA	12	198	16.5
1947-48	N: Jack Nichols, WASH	16	265	16.6
	S: Chuck Hanger, CAL	12	170	14.2
1948-49	N: Roger Wiley, ORE	16	235	14.7
	S: Bill Sharman, USC	12	203	16.9
1949-50	N: Gene Conley, WSU	16	220	13.8
	S: Bill Sharman, USC	12	238	19.8
1950-51	N: Bob Houbregs, WASH	16	198	12.4
	S: Dick Ridgeway, UCLA	12	217	18.1
1951-52	N: Bob Houbregs, WASH	13	251	19.3
	S: Ed Tucker, STAN	12	184	15.3
1952-53	N: Bob Houbregs, WASH	16	406	25.4
	S: Bob McKeen, CAL	12	234	19.5
1953-54	N: Swede Halbrook, OSU	16	333	20.8
	S: Russ Lawler, STAN	12	210	17.5
1954-55	N: Jim Loscutoff, ORE	16	314	19.6
	S: Bob McKeen, CAL	12	267	22.3
1955-56	Willie Naulls, UCLA	16	378	23.6
1956-57	Dave Gambee, OSU	16	353	22.1
1957-58	Gary Simmons, Idaho	16	346	21.6
1958-59	Walt Torrence, UCLA	16	344	21.5
1959-60	Bill Hanson, WASH	12	189	17.2
1960-61	John Rudometkin, USC	10	248	24.8
1961-62	John Rudometkin, USC	12	273	22.8
1962-63	Gordon Martin, USC	12	260	21.7
1963-64	Gail Goodrich, UCLA	15	326	21.7
1964-65	Jim Jarvis, USC	14	320	22.9
1965-66	John Block, USC	14	385	27.5
1966-67	Lew Alcindor, UCLA	14	384	27.4
1967-68	Lew Alcindor, UCLA	13	357	27.5
1968-69	Lew Alcindor, UCLA	14	309	22.1
1969-70	Stan Love, ORE	14	296	20.8
1970-71	Stan Love, ORE	14	382	27.3
1971-72	Bill Walton, UCLA	14	334	23.9
1972-73	Louie Nelson, WASH	14	307	21.9
1973-74	Ron Lee, ORE	14	269	19.2
1974-75	Steve Puidokas, WSU	25	559	22.4
1975-76	Richard Washington, UCLA	32	644	20.1
1976-77	Greg Ballard, ORE	29	629	21.7
1977-78	Cliff Robinson, USC	24	442	18.4
1978-79	David Greenwood, UCLA	30	596	19.9
1979-80	Don Collins, WSU	28	647	23.1

YEAR	PLAYER	G	PTS	AVG
1980-81	Steve Johnson, OSU	28	589	21.0
1981-82	Mark McNamara, CAL	27	593	22.0
1982-83	Byron Scott, ASU	33	713	21.6
1983-84	Keith Jones, STAN	31	619	20.0
1984-85	A.C. Green, OSU	31	591	19.1
1985-86	Reggie Miller, UCLA	29	750	25.9
1986-87	Jose Ortiz, OSU	30	668	22.3
1987-88	Anthony Taylor, ORE	26	555	21.3
1988-89	Sean Elliott, ARIZ	33	735	22.3
1989-90	Gary Payton, OSU	29	746	25.7
1990-91	Terrell Brandon, ORE	28	745	26.6
1991-92	Harold Miner, USC	30	789	26.3
1992-93	Chris Mills, ARIZ	28	570	20.4
1993-94	Lamond Murray, CAL	30	729	24.3
1994-95	Damon Stoudamire, ARIZ	30	684	22.8
1995-96	Shareef Abdur-Rahim, CAL	28	590	21.1
1996-97	Ed Gray, CAL	26	644	24.8
1997-98	Jeremy Veal, ASU	32	666	20.8
1998-99	Jason Terry, ARIZ	29	635	21.9
1999-00	Eddie House, ASU	32	736	23.0
2000-01	Sean Lampley, CAL	31	605	19.5
2001-02	Casey Jacobsen, STAN	30	658	21.9
2002-03	Joe Shipp, CAL	31	632	20.4
2003-04	Ike Diogu, ASU	27	615	22.8
2004-05	Ike Diogu, ASU	32	724	22.6
2005-06	Leon Powe, CAL	27	553	20.5
2006-07	Aaron Brooks, ORE	35	621	17.7
2007-08	Ryan Anderson, CAL	33	697	21.1
2008-09	James Harden, ASU	35	704	20.1
2009-10	Landry Fields, STAN	32	704	22.0
2010-11	Klay Thompson, WSU	34	733	21.6
2011-12	Brock Motum, WSU	34	613	18.0
2012-13	Brock Motum, WSU	32	597	18.7
2013-14	Roberto Nelson, OSU	32	663	20.7
2014-15	Joseph Young, ORE	36	745	20.7
2015-16	Andrew Andrews, Sr., WASH	34	712	20.9
2016-17	Markelle Fultz, Fr., WASH	25	579	23.2
2017-18	Aaron Holiday, Jr., UCLA	33	671	20.3

Champion based on total conference points, 1927-28 - 1958-59; scoring average in conference games, 1959-60 - 1973-74; scoring average in all games, 1974-75 - Present.

REBOUNDING

YEAR	PLAYER	G	REB	AVG
1959-60	Darrall Imhoff, CAL	12	148	12.3
1960-61	Bill McClintock, CAL	12	145	12.1
1961-62	Bill Hanson, WASH	12	132	12.0
1962-63	Tom Dose, STAN	12	137	11.4
1963-64	Ted Werner, WSU	15	196	13.1
1964-65	Ted Werner, WSU	14	183	13.1
1965-66	Jim McKean, WSU	14	156	11.1
1966-67	Lew Alcindor, UCLA	14	197	14.1
1967-68	Lew Alcindor, UCLA	13	212	16.3
1968-69	Lew Alcindor, UCLA	14	191	13.6
1969-70	Sidney Wicks, UCLA	14	181	12.9
1970-71	Steve Hawes, WASH	14	211	15.1
1971-72	Bill Walton, UCLA	14	239	17.1
1972-73	Bill Walton, UCLA	14	228	16.3
1973-74	Bill Walton, UCLA	12	172	14.4
1974-75	Rich Kelley, STAN	26	300	11.5
1975-76	Ed Schweitzer, STAN	27	302	11.2
1976-77	Marques Johnson, UCLA	27	301	11.1
1977-78	David Greenwood, UCLA	28	319	11.4
1978-79	Cliff Robinson, USC	21	243	11.6
1979-80	Kimberly Belton, STAN	26	255	9.8
1980-81	Mark McNamara, CAL	26	272	10.5
1981-82	Mark McNamara, CAL	27	341	12.6
1982-83	A.C. Green, OSU	31	235	7.6
1983-84	Pete Williams, ARIZ	28	278	9.9
1984-85	A.C. Green, OSU	31	286	9.2
1985-86	Jerry Adams, ORE	28	289	10.3
1986-87	Dwayne Scholten, WSU	28	257	9.2
1987-88	Trevor Wilson, UCLA	30	281	9.4
1988-89	Trevor Wilson, UCLA	31	269	8.7
1989-90	Adam Keefe, STAN	30	272	9.1
	Trevor Wilson, UCLA	33	299	9.1
1990-91	Adam Keefe, STAN	33	313	9.5
1991-92	Adam Keefe, STAN	29	355	12.2
1992-93	Lester Neal, ASU	28	252	9.0
1993-94	Ed O'Bannon, UCLA	28	245	8.8
1994-95	Jaha Wilson, USC	28	284	10.1
1995-96	Mark Hendrickson, WSU	23	219	9.5
1996-97	Tim Young, STAN	30	253	8.4
1997-98	Carlos Daniel, WSU	28	282	10.1
1998-99	Todd MacCulloch, WASH	29	345	11.9
1999-00	Mark Madsen, STAN	23	214	9.3
2000-01	Awvee Storey, ASU	29	263	9.1
2001-02	Curtis Borchardt, STAN	29	332	11.4
2002-03	Philip Ricci, OSU	28	230	8.2
2003-04	Leon Powe, CAL	27	256	9.5
2004-05	Ike Diogu, ASU	32	312	9.8
2005-06	Leon Powe, CAL	27	273	10.1
2006-07	Jon Brockman, WASH	32	307	9.6
2007-08	Jon Brockman, WASH	32	370	11.6
2008-09	Jon Brockman, WASH	34	391	11.5
2009-10	Nikola Vucevic, USC	30	283	9.4
2010-11	Nikola Vucevic, USC	34	350	10.3
2011-12	André Roberson, COLO	36	401	11.1
2012-13	André Roberson, COLO	31	347	11.2
2013-14	Richard Solomon, CAL	30	307	10.2
2014-15	Josh Hawkinson, So., WSU	31	334	10.8
2015-16	Josh Hawkinson, Jr., WSU	29	321	11.1
2016-17	Ivan Rabb, So., CAL	31	324	10.5
2017-18	Deandre Ayton, Fr., ARIZ	35	405	11.6

FIELD GOAL PERCENTAGE

YEAR	PLAYER	G	FG-FGA	PCT
1959-60	Bill Hanson, WASH	12	68-121	.562
1960-61	Ed Corell, WASH	12	50-99	.505
1961-62	Pete Blackman, UCLA	12	53-95	.558
1962-63	Charlie Hart, WASH	12	31-64	.484
1963-64	Jack Hirsch, UCLA	15	83-153	.542
1964-65	Ed Fredenberg, OSU	14	36-66	.545
1965-66	Jack Gilbert, STAN	14	35-58	.603
1966-67	Rich Baker, STAN	14	52-80	.650
1967-68	Lew Alcindor, UCLA	13	144-221	.652
	Vic Bartolome, OSU	14	86-132	.652
1968-69	Lew Alcindor, UCLA	14	128-203	.631
1969-70	Vic Bartolome, OSU	14	103-177	.582
1970-71	Neal Jurgenson, OSU	14	52-98	.531
1971-72	Bill Walton, UCLA	14	130-200	.650
1972-73	Bill Walton, UCLA	14	119-199	.598
1973-74	Bill Walton, UCLA	12	93-134	.694
1974-75	Lars Hansen, WASH	25	106-171	.596
1975-76	Paul Miller, OSU	27	99-169	.586
1976-77	Steve Johnson, OSU	28	159-267	.596
1977-78	Bill McShane, OSU	26	67-120	.558
1978-79	Steve Johnson, OSU	27	197-298	.661
1979-80	Steve Johnson, OSU	30	211-297	.710•
1980-81	Steve Johnson, OSU	28	235-315	.746•
1981-82	Mark McNamara, CAL	27	231-329	.702•
1982-83	Johnny Rodgers, STAN	28	120-204	.588
1983-84	A.C. Green, OSU	23	134-204	.657
1984-85	Pete Williams, ARIZ	31	145-239	.607
1985-86	Reggie Miller, UCLA	29	274-493	.556
1986-87	Chris Welp, WASH	35	281-473	.594
1987-88	Howard Wright, STAN	33	196-315	.622
1988-89	Trent Edwards, ASU	28	208-330	.630
1989-90	Adam Keefe, STAN	30	210-335	.627
1990-91	Brian Williams, ARIZ	35	195-315	.619
	Richard Lucas, ORE	28	169-272	.619
1991-92	Scott Haskin, OSU	31	226-369	.612
1992-93	Alfred Grigsby, CAL	29	116-194	.598
1993-94	Fred Ferguson, WSU	31	134-203	.660
1994-95	Mark Hendrickson, WSU	30	183-292	.627
1995-96	Jelani McCoy, UCLA	31	138-204	.676
1996-97	Jelani McCoy, UCLA	32	152-201	.756
1997-98	Todd MacCulloch, WASH	30	225-346	.650•
1998-99	Todd MacCulloch, WASH	29	210-317	.662•
1999-00	Mark Madsen, STAN	23	108-184	.587
2000-01	Solomon Hughes, CAL	31	107-170	.629
2001-02	Channing Frye, ARIZ	34	122-205	.595
2002-03	Andre Patterson, UCLA	24	76-125	.608
2003-04	Jeff McMillan, USC	28	119-189	.630
2004-05	Ike Diogu, ASU	32	229-398	.575
2005-06	Luc Richard Mbah a Moute, UCLA	39	134-249	.538
2006-07	Taj Gibson, USC	37	174-312	.558
2007-08	Jordan Hill, ARIZ	34	184-297	.620
2008-09	Jeff Pendergraph, ASU	35	198-300	.660•
2009-10	Eric Boateng, ASU	33	117-176	.665
2010-11	Brock Motum, WSU	35	106-177	.599
2011-12	Devon Collier, OSU	36	176-286	.615
2012-13	Arsalan Kazemi, ORE	35	113-190	.595
2013-14	Devon Collier, OSU	30	143-236	.606
2014-15	Jakob Poeltl, Fr., UTAH	34	128-188	.681
2015-16	Jakob Poeltl, So., UTAH	36	228-353	.646
2016-17	Jordan Bell, Jr., ORE	39	171-269	.636
2017-18	Romello White, Fr., ASU	31	120-184	.652

FREE THROW PERCENTAGE

YEAR	PLAYER	G	FT-FTA	PCT
1959-60	Gary Cunningham, UCLA	10	28-28	1.000
1960-61	Earl Schultz, CAL	12	45-53	.849
1961-62	Darrell Sutherland, STAN	12	37-45	.822
1962-63	Dick Smith, CAL	12	34-42	.810
1963-64	Tom Dose, STAN	15	71-86	.826
1964-65	Jim Jarvis, OSU	14	62-72	.861
1965-66	John Block, USC	14	125-148	.844
1966-67	Charlie Perkins, CAL	14	67-79	.848
1967-68	John Pinkstaff, ORE	14	49-58	.845
1968-69	Blaine Ellis, WSU	14	37-43	.860
1969-70	Gary Freeman, OSU	12	36-43	.837
1970-71	Bill Drozdiak, ORE	14	50-58	.862
1971-72	Dan Anderson, USC	14	40-45	.889
1972-73	Steve Ericksen, OSU	14	21-23	.913
1973-74	Dan Anderson, USC	14	41-46	.891
1974-75	Rich Kelley, STAN	26	144-173	.832
1975-76	Rocky Smith, OSU	27	144-174	.824
1976-77	Greg Ballard, ORE	29	153-179	.856
1977-78	Don Vaughn, WASH	26	52-58	.896
1978-79	Rob Cross, ORE	27	81-93	.871
1979-80	Joe Nehls, ARIZ	27	108-122	.885
1980-81	Rod Foster, UCLA	25	60-66	.909
1981-82	Rod Foster, UCLA	27	95-100	.950•
1982-83	Michael Holton, UCLA	29	64-75	.853
1983-84	Chris Beasley, ASU	28	112-128	.875
1984-85	Novian Whitsitt, STAN	28	68-80	.850
1985-86	Steve Kerr, ARIZ	32	71-79	.899
1986-87	Terry Taylor, STAN	28	56-66	.848
1987-88	Todd Lichti, STAN	33	174-198	.879
1988-89	Alex Austin, ASU	28	69-80	.863
1989-90	Eldridge Recasner, WASH	26	99-112	.884
1990-91	Kevin Mixon, ORE	28	60-65	.923
1991-92	Don MacLean, UCLA	32	197-214	.921•
1992-93	Mark Pope, WASH	27	112-130	.862
1993-94	Dylan Rigdon, ARIZ	34	82-92	.891
1994-95	Dion Cross, STAN	29	91-110	.827
1995-96	Dion Cross, STAN	29	81-88	.920
1996-97	Kris Johnson, UCLA	31	96-115	.835
1997-98	Arthur Lee, STAN	35	164-185	.886
1998-99	Arthur Lee, STAN	33	140-158	.886
1999-00	Ryan Mendez, STAN	31	63-72	.875
	David Mosley, STAN	31	63-72	.875
2000-01	Ryan Mendez, STAN	34	94-101	.931
2001-02	Salim Stoudamire, ARIZ	34	103-114	.904
2002-03	Luke Ridnour, ORE	33	162-184	.880
	Jason Kapono, UCLA	29	81-92	.880
2003-04	Chris Hernandez, STAN	30	96-105	.914
2004-05	Salim Stoudamire, ARIZ	36	122-134	.910
2005-06	Chris Hernandez, STAN	30	109-121	.901
2006-07	Tajuan Porter, ORE	35	80-88	.909
2007-08	Darren Collison, UCLA	33	102-117	.872
2008-09	Darren Collison, UCLA	35	113-126	.897
2009-10	Jerome Randle, CAL	35	139-149	.933
2010-11	E.J. Singler, ORE	39	104-122	.852
2011-12	E.J. Singler, ORE	34	110-121	.909
2012-13	Mark Lyons, ARIZ	35	125-146	.856
2013-14	Joseph Young, ORE	34	155-176	.881
2014-15	Joseph Young, ORE	36	124-134	.925
2015-16	Andrew Andrews, WASH	34	273-321	.850
2016-17	Lauri Markkanen, Fr., ARIZ	37	137-164	.835
2017-18	Elijah Brown, Sr., ORE	36	80-86	.930

THREE-POINT FIELD GOAL PERCENTAGE

YEAR	PLAYER	G	3P-3PA	PCT
1986-87	Terry Taylor, STAN	28	40-82	.488
1987-88	Steve Kerr, ARIZ	38	114-199	.573
1988-89	Matt Anderson, ASU	28	41-80	.513
1989-90	Keith Smith, CAL	32	42-91	.462
1990-91	Billy Dreher, CAL	28	56-112	.500
1991-92	Tracy Murray, UCLA	33	78-156	.500
1992-93	Chris Mills, ARIZ	28	56-116	.483
1993-94	Isaac Fontaine, WSU	31	31-69	.449
1994-95	Dion Cross, STAN	29	82-171	.480
1995-96	Isaac Fontaine, WSU	29	66-136	.485
1996-97	Blake Pengelly, WSU	30	36-74	.486
1997-98	Ryan Mendez, STAN	34	45-95	.474
1998-99	Donald Watts, WASH	25	32-64	.500
1999-00	Jason Kapono, UCLA	33	82-173	.474
2000-01	Michael McDonald, STAN	34	56-109	.514
2001-02	Grant Leep, WASH	29	39-74	.527
2002-03	Thomas Kelati, WSU	27	62-136	.456
2003-04	Chris Hernandez, STAN	30	46-100	.460
2004-05	Salim Stoudamire, ARIZ	36	120-238	.504•
2005-06	Sasa Cucic, OSU	30	36-73	.493
2006-07	Darren Collison, UCLA	35	51-114	.447
2007-08	Darren Collison, UCLA	33	53-101	.525
2008-09	Michael Roll, UCLA	35	51-99	.515
2009-10	Theo Robertson, CAL	29	48-106	.453
2010-11	Derrick Williams, ARIZ	38	42-74	.568
2011-12	Brendon Lavender, ARIZ	35	55-113	.487
2012-13	John Gage, STAN	34	45-101	.446
2013-14	Jason Calliste, ORE	34	65-129	.504
2014-15	Jordan Mathews, CAL	33	70-158	.443
2015-16	George King, So., COLO	34	68-149	.456
2016-17	Grant Mullins, Sr., CAL	32	71-165	.4303
2017-18	Viont'e Daniels, Jr., WSU	31	71-156	.455

ASSISTS AVERAGE

YEAR	PLAYER	G	A	AVG
1974-75	Chester Dorsey, WASH	25	139	5.6
1975-76	Ron Lee, ORE	30	184	6.1
1976-77	George Tucker, OSU	29	186	6.4
1977-78	Roy Hamilton, UCLA	28	167	6.0
1978-79	Russell Brown, ARIZ	27	247	9.2
1979-80	Russell Brown, ARIZ	27	200	7.4
1980-81	Russell Brown, ARIZ	27	166	6.1
1981-82	Lester Conner, OSU	30	153	5.1
1982-83	Ralph Jackson, UCLA	29	148	5.1
1983-84	Ralph Jackson, UCLA	28	159	5.7
1984-85	Larry Friend, USC	29	176	6.1
1985-86	Pooh Richardson, UCLA	29	179	6.2
1986-87	Gary Payton, OSU	30	229	7.6
1987-88	Gary Payton, OSU	31	230	7.4
1988-89	Gary Payton, OSU	30	244	8.1
1989-90	Gary Payton, OSU	29	235	8.1
1990-91	Darrick Martin, UCLA	32	217	6.8
1991-92	Marcus Lollie, STAN	29	189	6.5
1992-93	Jason Kidd, CAL	29	222	7.7
1993-94	Jason Kidd, CAL	30	272	9.07•
1994-95	Damon Stoudamire, ARIZ	30	220	7.3
1995-96	Brevin Knight, STAN	29	212	7.3
1996-97	Brevin Knight, STAN	30	234	7.8•
1997-98	Ahlon Lewis, ASU	32	294	9.2•
1998-99	Jason Terry, ARIZ	29	159	5.5
1999-00	Brandon Granville, USC	30	248	8.3
2000-01	Brandon Granville, USC	34	207	6.1
2001-02	Luke Walton, ARIZ	31	194	6.3
2002-03	Luke Ridnour, ORE	33	218	6.6
2003-04	Cedric Bozeman, UCLA	28	155	5.5
2004-05	Will Conroy, WASH	34	219	6.4
2005-06	Jordan Farmar, UCLA	37	189	5.1
2006-07	Mustafa Shkur, ARIZ	31	215	6.9
2007-08	Mitch Johnson, STAN	36	188	5.2
2008-09	Jerome Randle, CAL	33	165	5.0
2009-10	Derek Glasser, ASU	33	158	4.8
2010-11	Isaiah Thomas, WASH	35	213	6.1
2011-12	Reggie Moore, WSU	37	193	5.2
2012-13	Larry Drew II, UCLA	35	256	7.3
2013-14	Kyle Anderson, UCLA	36	233	6.5
2014-15	T.J. McConnell, ARIZ	38	238	6.3
2015-16	Julian Jacobs, USC	31	169	5.5
2016-17	Lonzo Ball, Fr., UCLA	36	274	7.6•
2017-18	Jordan McLaughlin, Sr., USC	36	281	7.8

• - Led NCAA

All statistics based on Conference games only prior to 1974-75.

BLOCKED SHOTS AVERAGE

YEAR	PLAYER	G	BL	AVG
1977-78	James Donaldson, WSU	27	82	3.0
1978-79	James Donaldson, WSU	26	76	2.9
1979-80	Stuart House, WSU	28	69	2.5
1980-81	Alton Lister, ASU	26	49	1.9
1981-82	Ken Johnson, USC	28	43	1.5
1982-83	Gerry Wright, USC	24	40	1.7
1983-84	Blair Rasmussen, ORE	29	42	1.4
1984-85	Jon Taylor, ASU	25	42	1.8
1985-86	Chris Welp, WASH	31	67	2.2
1986-87	Anthony Cook, ARIZ	30	69	2.3
1987-88	Anthony Cook, ARIZ	38	75	2.0
1988-89	Anthony Cook, ARIZ	33	84	2.5
1989-90	Ed Stokes, ARIZ	29	49	1.7
1990-91	Keith Owens, UCLA	32	61	1.9
1991-92	Scott Haskin, OSU	31	68	2.2
1992-93	Scott Haskin, OSU	27	51	1.9
1993-94	Michael Stewart, CAL	30	59	2.0
1994-95	Mario Bennett, ASU	33	115	3.5
1995-96	Jelani McCoy, UCLA	31	102	3.3
1996-97	Rodger Farrington, ASU	27	113	4.2
1997-98	Mike Batiste, ASU	32	51	1.6
1998-99	Todd MacCulloch, WASH	29	47	1.6
1999-00	Loren Woods, ARIZ	26	102	3.9
2000-01	Loren Woods, ARIZ	29	84	2.9
2001-02	Curtis Borchardt, STAN	29	83	2.9
2002-03	Tommy Smith, ASU	32	69	2.16
2003-04	Channing Frye, ARIZ	30	63	2.10
2004-05	Ike Diogu, ASU	32	75	2.34
2005-06	Nick DeWitz, OSU	28	59	2.11
2006-07	Robin Lopez, STAN	31	73	2.35
2007-08	Taj Gibson, USC	33	84	2.55
2008-09	Taj Gibson, USC	35	100	2.90
2009-10	DeAngelo Casto, WSU	31	67	2.16
2010-11	Tyler Honeycutt, UCLA	33	68	2.06
2011-12	Eric Moreland, OSU	36	69	1.92
2012-13	Jordan Bachynski, ASU	35	120	3.43
2013-14	Jordan Bachynski, ASU	33	133	4.03•
2014-15	Jordan Bell, Fr., ORE	35	94	2.7
2015-16	Chris Boucher, Jr., ORE	38	110	2.9
2016-17	Chris Boucher, Sr., ORE	31	79	2.5
2017-18	Kenny Wooten, Fr., ORE	36	92	2.6

STEALS AVERAGE

YEAR	PLAYER	G	ST	AVG
1978-79	Don Collins, WSU	27	71	2.6
1979-80	Don Collins, WSU	28	76	2.7
1980-81	Lafayette Lever, ASU	28	74	2.6
1981-82	Lester Conner, OSU	30	91	3.0
1982-83	Craig Ehlo, WSU	30	59	2.0
1983-84	Keith Morrison, WSU	28	48	1.7
1984-85	Keith Morrison, WSU	28	56	2.0
	Keith Ramee, STAN	28	56	2.0
1985-86	Keith Morrison, WSU	30	60	2.0
	Darryl Flowers, OSU	27	55	2.0
1986-87	Derrick Dowell, USC	28	62	2.2
1987-88	Gary Payton, OSU	31	72	2.3
1988-89	Gary Payton, OSU	30	91	3.0
1989-90	Gary Payton, OSU	29	100	3.4
1990-91	Terrell Brandon, ORE	28	63	2.3
1991-92	Stevin Smith, ASU	30	66	2.2
1992-93	Jason Kidd, CAL	29	110	3.8•
1993-94	Jason Kidd, CAL	30	94	3.1
1994-95	Brevin Knight, STAN	28	78	2.8
1995-96	Jason Hamilton, WASH	28	59	2.1
1996-97	Brevin Knight, STAN	30	83	2.8
1997-98	Baron Davis, UCLA	32	77	2.4
1998-99	Jason Terry, ARIZ	29	80	2.8
1999-00	Jeff Trepagnier, USC	29	94	3.2
2000-01	Earl Watson, UCLA	32	62	1.9
2001-02	Errick Craven, USC	32	68	2.1
2002-03	Errick Craven, USC	29	73	2.5
2003-04	Errick Craven, USC	27	62	2.3
2004-05	Gabriel Pruitt, USC	29	56	1.9
2005-06	Hassan Adams, ARIZ	31	82	2.7
2006-07	Darren Collison, UCLA	35	78	2.2
2007-08	James Harden, ASU	34	73	2.2
2008-09	James Harden, ASU	35	59	1.7
2009-10	Seth Tarver, OSU	32	70	2.2
2010-11	Jared Cunningham, OSU	30	85	2.8
2011-12	Jared Cunningham, OSU	36	91	2.5
2012-13	Jordan Adams, UCLA	33	73	2.2
2013-14	Jordan Adams, UCLA	36	95	2.6
2014-15	Gary Payton II, OSU	31	95	3.1
2015-16	Gary Payton II, OSU	32	80	2.5
2016-17	Matisse Thybulle, So., WASH	31	65	2.1
2017-18	Matisse Thybulle, Jr., WASH	34	101	3.0

MOST POINTS

Season	3234	ARIZ, 1988 (38 games)
Game	149	UCLA vs. Loyola Marymount (98), Dec. 2, 1990
Conf. Game	127	ARIZ vs. ASU (99), Jan. 15, 1998
Both Teams, Game	247	UCLA (149) vs. Loyola Marymount (98), Dec. 2, 1990
Lossing Team, Game	111	WSU vs. ARIZ (115), Mar. 2, 1995 (2 OT)

HIGHEST SCORING AVERAGE

Season	94.6	UCLA, 1972
---------------	------	------------

LARGEST SCORING MARGIN

*Season	30.3	UCLA, 1972 (94.6 offense, 64.3 defense)
Game	100	CAL (108) vs. Pomona Am. Legion (8), 1922
Conf. Game	55	ARIZ (116) vs. WASH (61), Dec. 20, 1988

MOST FIELD GOALS

Season	1210	UCLA, 2017 (36 games)
Game	58	UCLA vs. Loyola Marymount, Dec. 2, 1990

MOST FIELD GOAL ATTEMPTS

Season	2349	ARIZ, 1998
Game	109	ORE vs. Idaho, Feb. 14, 1947

HIGHEST FIELD GOAL PERCENTAGE

Season	.564	OSU, 1981 (862-of-1528)
Game	.769	STAN vs. ORE, Jan. 8, 1983 (30-of-39)

MOST THREE-POINT FIELD GOALS

Season	354	UCLA, 2017
Game	20	USC vs. OSU, Jan. 29, 2000

MOST THREE-POINT FIELD GOAL ATTEMPTS

Season	908	ORE, 2018
Game	51	ASU at Brigham Young, Dec. 1, 1992

HIGHEST THREE-POINT FIELD GOAL PERCENTAGE

Season	.483	ARIZ, 1988 (254-of-526)
Game (min 3 att)	1.000	ASU vs. Manhattan, Dec. 28, 1986 (3-of-3)
	1.000	WASH vs. WSU, Jan. 11, 1992 (3-of-3)

MOST FREE THROWS

Season	686	ARIZ, 1988
Game	47	UCLA vs. USC, Mar. 10, 1956

MOST FREE THROW ATTEMPTS

Season	971	ORE, 1953
Game	63	USC vs. Idaho, 1957
	63	OSU vs. ASU, Feb. 28, 1983

HIGHEST FREE THROW PERCENTAGE

Season	.786	ARIZ, 2004 (511-of-650)
Game (min 15 att.)	1.000	WSU vs. ORE, Jan. 17, 2009 (28-of-28)

REBOUNDS

Season	1670	UCLA, 1964 (30 games)
Game	86	CAL vs. Oklahoma City, Jan. 3, 1972

HIGHEST REBOUNDING AVERAGE

Season	55.7	UCLA, 1964
---------------	------	------------

DEFENSIVE FIELD GOAL PERCENTAGE

Season	.352	STAN, 2000
---------------	------	------------

ASSISTS

Season	771	UCLA, 2017
Game	41	OSU vs. Texas-Wesleyan, Dec. 1, 1978

STEALS

Season	358	ARIZ, 1997
Game	27	OSU vs. Hawaii-Hilo, Dec. 22, 1985

BLOCKED SHOTS

Season	248	ORE, 2017
Game	19	STAN vs. USC, Jan. 25, 2007

MOST CONSECUTIVE VICTORIES

*All Games	88	UCLA, 1971-74
*Regular Season	76	UCLA, 1971-74
Pac-12 Games	50	UCLA, 1971-74
*NCAA Tourney	38	UCLA, 1964-74 (10 Tournaments)

MOST CHAMPIONSHIPS

*NCAA	11	UCLA, 1964-65, 1967-73, 75, 95
*Consec. NCAA	7	UCLA, 1967-73
Conference	30	UCLA
Consec. Conf.	13	UCLA, 1967-79
Pac-12 Tournament	7	ARIZ, 1988-90, 2002, 2015, 2017-18
Consec. Conf. Tourn.	4	ARIZ, 1988-90, 2002

WINS AND LOSSES

Win Pct., All Games	1.000	UCLA, 1964 (30-0)
	1.000	UCLA, 1972 (30-0)
	1.000	UCLA, 1973 (30-0)
	1.000	CAL, 1926 (14-0)
	1.000	CAL, 1927 (13-0)
Wins, Season	35	ARIZ, 1988
*Consec. Win Seasons	54	UCLA, 1949-2002
25-Win Ssns., Consec.	10	UCLA, 1967-76
20-Win Ssns., Consec.	20	ARIZ, 1988-2007
Wins, Conf. Season	17	OSU, 1981
	17	ARIZ, 1988, '89, '93, '98, '03
	17	STAN, 2004
Losses, Season	27	WSU, 1953
	27	OSU, 2017
Losses, Conf. Season	18	OSU, 2008
Consec. Conf. Losses	30	UCLA, 1937-40

CONSECUTIVE VICTORIES vs. ONE OPPONENT

*52	UCLA vs. CAL, 1961-85
------------	-----------------------

CONSECUTIVE HOME VICTORIES vs. ONE OPPONENT

46	UCLA vs. WSU, 1950-2004
-----------	-------------------------

ATTENDANCE

Largest, Pac-12 venue	15,517	UCLA at USC (LA Sports Arena), Feb. 27, 1992
Avg., Pac-12 venue	14,591	ARIZ 2015
Pac-12 Home Avg.	8,709	2008 (1,489,187 fans/171 games)
	8,388	2000 (1,258,249 fans/150 games)
	8,340	2009 (1,442,792 fans/173 games)
	8,208	2005 (1,222,929 fans/149 games)
	8,177	2007 (1,414,601 fans/173 games)
	8,157	2004 (1,182,772 fans/145 games)
	8,088	1996 (1,100,028 fans/136 games)

* - NCAA record as of 2017-18 NCAA Records Book

MOST POINTS

Career	2608	Don MacLean, UCLA, 1989-92 (128 games)
Conf. Career	1486	Don MacLean, UCLA, 1989-92
Season	870	Lew Alcindor, UCLA, 1967 (30 games)
Conf. Season	500	Reggie Miller, UCLA, 1986 (18 games)
Game	61	Lew Alcindor, UCLA vs. WSU, Feb. 25, 1967
	61	Eddie House, ASU vs. CAL, Jan. 8, 2000

HIGHEST SCORING AVERAGE

Career	26.4	Lew Alcindor, UCLA, 1967-69
Conf. Career	25.6	Lew Alcindor, UCLA, 1967-69
Season	29.0	Lew Alcindor, UCLA, 1967
Conf. Season	27.8	Reggie Miller, UCLA, 1986

MOST FIELD GOALS

Career	943	Lew Alcindor, UCLA, 1967-69 (88 games)
	943	Don MacLean, UCLA, 1989-92 (128 games)
Season	346	Lew Alcindor, UCLA, 1967 (30 games)
Game	26	Lew Alcindor, UCLA vs. WSU, Feb. 25, 1967

MOST FIELD GOAL ATTEMPTS

Career	1776	Don MacLean, UCLA, 1989-92 (128 games)
Season	626	Ron Tomsic, STAN, 1953 (27 games)
Game	38	Gary Payton, OSU vs. USC, Feb. 22, 1990

HIGHEST FIELD GOAL PERCENTAGE

*Career	.678	Steve Johnson, OSU, 1977-81 (828-1222)
Season	.746	Steve Johnson, OSU, 1981 (235-315) (NCAA Min. 5 made per game)
	.756	Jelani McCoy, UCLA, 1997 (152-201) (Pac-10 Min. 4 made per game)
Game (min. 10 att.)	1.000	Steve Johnson, OSU vs. Hawaii-Hilo, Dec. 5, 1979 (13-13)
Conf. Game	1.000	Eric Boateng, ASU vs. STAN, Feb. 25, 2010 (11-11)
	1.000	Bryce Taylor, ORE vs. USC, Mar. 10, 2007 (11-11)
	1.000	Tommy Smith, ASU vs. WASH, Feb. 10, 2001 (11-11)
	1.000	Marques Johnson, UCLA vs. CAL, Feb. 27, 1976 (11-11)
	1.000	Five players tied (10-10)

MOST THREE-POINT FIELD GOALS

Career	342	Salim Stoudamire, ARIZ, 2002-05
Season	120	Salim Stoudamire, ARIZ, 2005
Game	10	Tajuan Porter, ORE vs. Portland St., Nov. 12, 2006
	10	Stevin Smith, ASU vs. ORE, Jan. 30, 1993
	10	Stevin Smith, ASU vs. OSU, Jan. 27, 1994
	10	Robert Franks, WSU vs. CAL, Jan. 13, 2018
Consecutive	12	Brian Wright, WSU vs. OSU (4), ORE (8), Feb. 18-21, 1988

MOST THREE-POINT FIELD GOAL ATTEMPTS

Career	891	Stevin Smith, ASU, 1991-94
Season	300	Stevin Smith, ASU, 1993
Game	19	Anthony Pendleton, USC vs. STAN, Mar. 2, 1989 (8/19)

HIGHEST THREE-POINT FIELD GOAL PERCENTAGE

Career	.477	Todd Lichti, STAN, 1986-89 (112-235) (Min. 2 seasons)
*Season	.573	Steve Kerr, ARIZ, 1988 (114-199) (Min. 100 made per season)
Game (min 5 att.)	1.000	Maurice Jones, USC vs. South Carolina, Nov. 26, 2011 (7-7)
	1.000	Bryce Taylor, ORE vs. USC, Mar. 10, 2007 (7-7)
	1.000	Jawann McClellan, ARIZ vs. New Mexico St., Nov. 19, 2006 (7-7)
	1.000	Dion Cross, STAN vs. ARIZ, Mar. 7, 1996 (7-7)
	1.000	Four players tied (6-6)
	1.000	21 players tied (5-5)

* - NCAA record as of 2017-18 NCAA Records Book

MOST FREE THROWS

Career	711	Don MacLean, UCLA, 1989-92
Season	273	Andrew Andrews, WASH, 2016
Game	23	Bryan Rison, WSU vs. ORE, Feb. 14, 1980
Consec., All Games	62	Luke Ridnour, ORE, 2003
Consec., Conf. Games	62	Luke Ridnour, Jan. 4 - Feb. 22, 2003

MOST FREE THROW ATTEMPTS

Career	886	Adam Keefe, STAN, 1989-92
Season	328	Swede Halbrook, OSU, 1954
Game	28	Swede Halbrook, OSU vs. Idaho, Jan. 22, 1954 (made 13)

HIGHEST FREE THROW PERCENTAGE

Career	.900	Joseph Young, ORE, 2014-15 (279-310)
Season	.950	Rod Foster, UCLA, 1982 (95-100)
Game (min 10 att.)	1.000	John Block, USC vs. WASH, Feb. 11, 1966 (21-21)

MOST REBOUNDS

Career	1375	Mel Counts, OSU, 1962-64
Conf. Career	687	Bill Walton, UCLA, 1972-74
Season	506	Bill Walton, UCLA, 1973
Conf. Season	282	Jim Loscutt, ORE, 1955
Game	36	Swede Halbrook, OSU vs. Idaho, Feb. 15, 1955

HIGHEST REBOUNDING AVERAGE

Career	15.7	Bill Walton, UCLA, 1972-74
Conf. Career	16.4	Bill Walton, UCLA, 1972-74
Season	17.2	Jim Loscutt, ORE, 1955
Conf. Season	17.6	Jim Loscutt, ORE, 1955

MOST ASSISTS

Career	938	Gary Payton, OSU, 1987-90
Season	294	Ahlon Lewis, ASU, 1998
Game	19	Russell Brown, ARIZ vs. Grand Canyon, Dec. 8, 1979
		Jordan McLaughlin, USC vs. UC Santa Barbara, Dec. 17, 2017
Conf. Game	18	Jason Kidd, CAL vs. STAN, Jan. 20, 1993

HIGHEST ASSISTS AVERAGE

Career	8.4	Jason Kidd, CAL, 1993-94
Season	9.19	Ahlon Lewis, ASU, 1998 (294 in 32 games)

MOST STEALS

Career	321	Gary Payton, OSU, 1987-90
Season	110	Jason Kidd, CAL, 1993
Conf. Season	66	Jason Kidd, CAL, 1993
Game	11	Tyus Edney, UCLA vs. George Mason, Dec. 22, 1994
Conf. Game	9	Brevin Knight, STAN vs. USC, Feb. 23, '95
	9	Bennett Davison, ARIZ vs. STAN, Feb. 28, 1998

HIGHEST STEALS AVERAGE

Career	3.5	Jason Kidd, CAL, 1993-94
Season	3.8	Jason Kidd, CAL, 1993
Conf. Season	3.7	Jason Kidd, CAL, 1993

MOST BLOCKED SHOTS

Career	314	Jordan Bachynski, ASU, 2011-14
Season	133	Jordan Bachynski, ASU, 2014
Game	14	Loren Woods, ARIZ vs. ORE, Feb. 3, 2000
Conf. Game	14	Loren Woods, ARIZ vs. ORE, Feb. 3, 2000

HIGHEST BLOCKED SHOTS AVERAGE

Career	3.4	Loren Woods, ARIZ, 2000-01
Season	4.2	Rodger Farrington, ASU, 1997

MOST PERSONAL FOULS

Career	470	Steve Johnson, OSU, 1977-81
Season	126	Steve Johnson, OSU, 1977

MOST MINUTES

Game	63.5	Gene Ransom, CAL vs. ORE, Feb. 10, 1977 (5 OT)
-------------	------	--

**POINTS
ALL GAMES
(1,500-POINT CLUB)**

1. 2608 Don MacLean, UCLA, 1989-92
2. 2555 Sean Elliott, ARIZ, 1986-89
3. 2375 Chasson Randle, STAN, 2012-15
4. 2336 Todd Lichti, STAN, 1986-89
5. 2325 Lew Alcindor, UCLA, 1967-69
6. 2319 Adam Keefe, STAN, 1989-92
7. 2172 Gary Payton, OSU, 1987-90
8. 2095 Reggie Miller, UCLA, 1984-87
- 2095 Jason Kapono, UCLA, 2000-03
10. 2085 Ron Lee, ORE, 1973-76
11. 2073 Chris Welp, WASH, 1984-87
12. 2048 Harold Miner, USC, 1990-92
13. 2044 Eddie House, ASU, 1997-2000
14. 2035 Steve Johnson, OSU, 1977-81
15. 2003 Isaac Fontaine, WSU, 1994-97
16. 1984 Jeremy Veal, ASU, 1995-98
- 1984 Jason Gardner, ARIZ, 2000-03
18. 1973 Mel Counts, OSU, 1962-64
19. 1970 Luke Jackson, ORE, 2001-2004
20. 1960 Salim Stoudamire, ARIZ, 2002-05
21. 1946 Ike Diogu, ASU, 2003-05
22. 1939 Anthony Taylor, ORE, 1984-88
23. 1925 Khalid Reeves, ARIZ, 1991-94
24. 1922 Bryce Alford, UCLA, 2014-17
25. 1894 Steve Puidokas, WSU, 1974-77
26. 1880 C.J. Wilcox, WASH, 2011-14
27. 1849 Damon Stoudamire, ARIZ, 1992-95
28. 1846 Toby Bailey, UCLA, 1995-98
29. 1835 Jerome Randle, CAL, 2007-10
30. 1834 Ron Riley, ASU, 1993-96
31. 1829 Greg Ballard, ORE, 1973-77
32. 1818 Hassan Adams, ARIZ, 2003-06
33. 1815 Ed O'Bannon, UCLA, 1993-95
34. 1812 Andrew Andrews, WASH, 2012-16
35. 1805 Jon Brockman, WASH, 2006-09
36. 1803 Tajuan Porter, ORE, 2007-10
37. 1801 J.R. Henderson, UCLA, 1995-98
38. 1798 Trevor Wilson, UCLA, 1987-90
39. 1797 Tra Holder, ASU, 2015-18
40. 1792 Tracy Murray, UCLA, 1990-92
41. 1791 Michael Dickerson, ARIZ, 1995-98
42. 1789 Channing Frye, ARIZ, 2002-05
43. 1787 Quincy Pondexter, WASH, 2007-10
44. 1784 Charles O'Bannon, UCLA, 1994-97
45. 1776 Sean Lampley, CAL, 1998-2001
46. 1774 Bob Houbregs, WASH, 1951-53
47. 1767 Bill Walton, UCLA, 1972-74
48. 1756 Klay Thompson, WSU, 2009-11
49. 1745 Roberto Nelson, OSU, 2011-14
50. 1743 Todd MacCulloch, WASH, 1996-99
51. 1740 Askia Booker, COLO, 2012-15
52. 1734 Josh Shipp, UCLA, 2005-09
53. 1727 Ronnie Coleman, USC, 1988-91
54. 1723 Casey Jacobsen, STAN, 2000-02
55. 1721 Isaiah Thomas, WASH, 2009-11
- David Greenwood, UCLA, 1976-79
57. 1714 Brevin Knight, STAN, 1994-97
58. 1709 Josh Scott, COLO, 2012-16
59. 1700 Eldridge Recasner, WASH, 1987-90
- 1700 Patrick Christopher, CAL, 2007-10
61. 1697 Chase Budinger, ARIZ, 2007-09
62. 1694 A.C. Green, OSU, 1982-85
63. 1690 Gail Goodrich, UCLA, 1963-65
64. 1688 Lamond Murray, CAL, 1992-94
65. 1674 Orlando Williams, ORE, 1992-95
66. 1673 Stevin Smith, ASU, 1991-94
67. 1666 Joe Shipp, CAL, 2000-03



Pac-12 Career Scoring Leader - Don MacLean, UCLA

68. 1664 Miles Simon, ARIZ, 1995-98
69. 1659 Marques Johnson, UCLA, 1974-77
70. 1657 Sam Clancy, USC, 1999-2002
71. 1655 Stan Love, ORE, 1968-71
- Kevin Johnson, CAL, 1984-87
73. 1654 Bob McKeen, CAL, 1952-55
74. 1648 Jordan McLaughlin, USC, 2015-18
75. 1644 Fredrick Jones, ORE, 1999-2002
76. 1642 Malik Hairston, ORE, 2005-08
77. 1639 Darren Collison, UCLA, 2006-09
78. 1638 Kenny Fields, UCLA, 1981-84
79. 1635 Dion Cross, STAN, 1993-96
80. 1619 Chris Mills, ARIZ, 1991-93
81. 1615 Kimberly Belton, STAN, 1977-80
82. 1613 Tyrone Wallace, CAL, 2012-16
83. 1612 Dillon Brooks, ORE, 2015-17
84. 1608 Leonard Taylor, CAL, 1985-89
85. 1606 Desmon Farmer, USC, 2001-04
86. 1599 Howard Wright, STAN, 1985-89
87. 1592 John Revelli, STAN, 1980-84
88. 1591 Tim Young, STAN, 1995-99
89. 1590 Anthony Cook, ARIZ, 1986-89
90. 1588 Jeff Pendergraph, ASU, 2006-09
91. 1575 Shon Tarver, UCLA, 1991-94
92. 1572 Byron Scott, ASU, 1979-83
93. 1568 Jordan Loveridge, UTAH, 2012-16
94. 1566 Claude Terry, STAN, 1970-72
95. 1563 Don Collins, WSU, 1977-80
96. 1562 Anthony Brown, STAN, 2012-15
97. 1561 Charlie Sitton, OSU, 1981-84
98. 1554 Blair Rasmussen, ORE, 1981-85
99. 1549 Steve Beck, ASU, 1984-87
100. 1548 James Edwards, WASH, 1974-77
- DaVonté Lacy, WSU, 2012-15
102. 1546 E.J. Singler, ORE, 2010-13
103. 1540 Arron Afflalo, UCLA, 2005-07
104. 1537 Allen Crabbe, CAL, 2011-13
105. 1536 Brian Hendrick, CAL, 1990-93
106. 1530 Brock Motum, WSU, 2010-13
107. 1524 Wayne Carlander, USC, 1982-85
108. 1516 Steve Hawes, WASH, 1970-72
- Keith Jones, STAN, 1980-84
110. 1515 Tyus Edney, UCLA, 1992-95
111. 1510 Aaron Brooks, ORE, 2004-07
112. 1504 Louie Nelson, WASH, 1971-73

**SCORING AVERAGE
ALL GAMES**

(Min. 2 seasons)

1. 26.4 Lew Alcindor, UCLA, 1967-69
2. 23.5 Harold Miner, USC, 1990-92
3. 22.2 Mel Counts, OSU, 1962-64
4. 22.2 Terrell Brandon, ORE, 1990-91
5. 20.7 Ike Diogu, ASU, 2003-05
6. 21.1 Swede Halbrook, OSU, 1954-55
- Stan Love, ORE, 1969-71
8. 20.8 Steve Hawes, WASH, 1970-72
9. 20.6 Claude Terry, STAN, 1970-72
10. 20.5 Don MacLean, UCLA, 1989-92

**FIELD GOALS
ALL GAMES**

1. 943 Lew Alcindor, UCLA, 1967-69
- Don MacLean, UCLA, 1989-92
3. 896 Sean Elliott, ARIZ, 1986-89
4. 838 Ron Lee, ORE, 1973-76
5. 830 Adam Keefe, STAN, 1989-92
6. 829 Gary Payton, OSU, 1987-90
7. 828 Steve Johnson, OSU, 1977-81
8. 820 Chris Welp, WASH, 1984-87
- Todd Lichti, STAN, 1986-89
10. 769 Reggie Miller, UCLA, 1984-87

**FIELD GOAL ATTEMPTS
ALL GAMES**

1. 2006 Ron Lee, ORE, 1973-76
2. 1794 Eddie House, ASU, 1997-2000
3. 1776 Don MacLean, UCLA, 1989-92
4. 1775 Chasson Randle, STAN, 2012-15
5. 1750 Sean Elliott, ARIZ, 1986-89
6. 1710 Gary Payton, OSU, 1987-90
7. 1675 Ron Riley, ASU, 1993-96
8. 1653 Mel Counts, OSU, 1962-64
9. 1597 Jeremy Veal, ASU, 1995-98
10. 1581 Bob McKeen, CAL, 1952-55

**FIELD GOAL PERCENTAGE
ALL GAMES**

(Min. 2 seasons/3 made per game)

1. .694 Jelani McCoy, UCLA, 1996-98
(347-of-500)
2. .678 Steve Johnson, OSU, 1977-81
(828-of-1222)
3. .664 Todd MacCulloch, WASH, 1996-99
(702-of-1058)
4. .662 Mark McNamara, CAL, 1981-82
(413-of-624)
5. .651 Bill Walton, UCLA, 1972-74
(747-of-1147)
6. .639 Lew Alcindor, UCLA, 1967-69
(943-of-1476)
7. .642 Fred Ferguson, WSU, 1993-94
(172-of-268)
8. .613 Joseph Blair, ARIZ, 1993-1996
(470-of-767)
9. .608 Jason Collins, STAN, 1997-2001
(262-of-431)
10. .607 Vic Bartolome, OSU, 1968-70
(463-of-763)

POINTS

**CONFERENCE GAMES
(1,000-POINT CLUB)**

1. 1486 Don MacLean, UCLA, 1989-92
2. 1340 Todd Lichti, STAN, 1986-89
3. 1331 Sean Elliott, ARIZ, 1986-89
4. 1330 Gary Payton, OSU, 1987-90
5. 1305 Harold Miner, USC, 1990-92
6. 1300 Adam Keefe, STAN, 1989-92
7. 1234 Reggie Miller, UCLA, 1984-87
8. 1219 Jason Kapon, UCLA, 2000-03
9. 1209 Jeremy Veal, ASU, 1995-98
10. 1203 Chasson Randle, STAN, 2012-15
11. 1199 Isaac Fontaine, WSU, 1994-97
12. 1191 Anthony Taylor, ORE, 1985-88
13. 1166 Salim Stoudamire, ARIZ, 2002-05
14. 1156 Chris Welp, WASH, 1984-87
15. 1143 Steve Johnson, OSU, 1977-81
16. 1141 Ike Diogu, ASU, 2003-05
17. 1137 Eddie House, ASU, 1997-2000
18. 1127 Luke Jackson, ORE, 2001-04
19. 1116 Orlando Williams, ORE, 1992-95
20. 1113 Todd MacCulloch, WASH, 1996-99
21. 1112 Damon Stoudamire, ARIZ, 1992-95
22. 1107 Khalid Reeves, ARIZ, 1991-94
23. 1103 Lamond Murray, CAL, 1992-94
24. 1100 Ron Riley, ASU, 1993-96
25. 1096 Steve Beck, ASU, 1984-87
26. 1089 Ron Lee, ORE, 1973-76
27. 1084 A.C. Green, OSU, 1982-85
28. 1079 Eldridge Recasner, WASH, 1987-90
29. 1072 Ronnie Coleman, USC, 1988-91
30. 1068 Brevin Knight, STAN, 1994-97
31. 1067 Andrew Andrews, WASH, 2012-16
32. 1064 Kenny Fields, UCLA, 1981-84
33. 1057 Blair Rasmussen, ORE, 1982-85
34. 1055 Channing Frye, ARIZ, 2002-05
35. 1054 David Greenwood, UCLA, 1976-79
36. 1053 Kevin Johnson, CAL, 1984-87
37. 1050 Lew Alcindor, UCLA, 1967-69
38. 1042 Jason Gardner, ARIZ, 2000-03
39. 1037 Quincy Pondexter, WASH, 2007-10
40. 1033 Dion Cross, STAN, 1993-96
41. 1030 Casey Jacobsen, STAN, 2000-02
42. 1030 Stevin Smith, ASU, 1991-94
43. 1028 Ed O'Bannon, UCLA, 1993-95
44. 1026 Don Collins, WSU, 1977-80
45. 1023 Sean Lampley, CAL, 1998-2001
46. 1014 Bryce Alford, UCLA, 2014-17
47. 1013 Charles O'Bannon, UCLA, 1994-97
48. 1011 Kimberly Belton, STAN, 1977-80
49. 1008 Toby Bailey, UCLA, 1995-98
50. 1006 Roberto Nelson, OSU, 2011-14
51. 1002 Tracy Murray, UCLA, 1990-92

SCORING AVERAGE

**CONFERENCE GAMES
(Min. 2 seasons)**

1. 25.6 Lew Alcindor, UCLA, 1967-69
2. 24.2 Harold Miner, USC, 1990-92
3. 23.2 Terrell Brandon, ORE, 1990-91
4. 22.2 Claude Terry, STAN, 1970-72
5. 21.9 Stan Love, ORE, 1969-71
- Don MacLean, UCLA, 1989-92
7. 21.3 Steve Hawes, WASH, 1970-72
8. 21.1 Ike Diogu, ASU, 2003-05
9. 20.9 Ed Gray, CAL, 1996-97
10. 20.5 Bill Walton, UCLA, 1972-74

3-POINT FIELD GOALS

ALL GAMES

1. 345 Tajuan Porter, ORE, 2007-10
2. 342 Salim Stoudamire, ARIZ, 2002-05
3. 329 Bryce Alford, UCLA, 2014-17
4. 323 Stevin Smith, ASU, 1991-94
5. 318 Jason Gardner, ARIZ, 2000-03
6. 317 Jason Kapon, UCLA, 2000-03
7. 304 Chasson Randle, STAN, 2012-15
8. 301 C.J. Wilcox, WASH, 2011-14
9. 282 Orlando Williams, ORE, 1992-95
10. 280 Rihards Kuksiks, ASU, 2008-11

3-POINT FIELD GOAL ATTEMPTS

ALL GAMES

1. 896 Tajuan Porter, ORE, 2007-10
2. 891 Stevin Smith, ASU, 1991-94
3. 875 Jason Gardner, ARIZ, 2000-03
4. 831 Ron Riley, ASU, 1993-96
5. 829 Bryce Alford, UCLA, 2014-17
6. 787 Chasson Randle, STAN, 2012-15
7. 773 C.J. Wilcox, WASH, 2011-14
8. 757 Ty Abbott, ASU, 2008-11
9. 747 Salim Stoudamire, ARIZ, 2002-05
10. 718 Orlando Williams, ORE, 1992-95

3-POINT FIELD GOAL PCT.

ALL GAMES

(Min. 100 made and two seasons)

1. .477 Todd Lichti, STAN, 1986-89
(112-of-235)
2. .463 Terry Taylor, STAN, 1986-89
(156-of-337)
3. .458 Salim Stoudamire, ARIZ, 2002-05
(342-of-747)
4. .457 Isaac Fontaine, WSU, 1994-97
(208-of-455)
5. .446 Jason Kapon, UCLA, 2000-02
(317-of-710)
6. .440 Theo Robertson, CAL, 2006-10
(154-of-350)
7. .437 Dion Cross, STAN, 1993-1996
(241-of-551)
8. .435 Darren Collison, UCLA, 2006-09
(164-of-377)
9. .431 Chris Hernandez, STAN, 2002-06
(198-of-459)
10. .429 Kenny Amman, STAN, 1990-91
(105-of-245)

(Steve Kerr, ARIZ, redshirted during the first season of the three-pointer, 1986-87. In 1987-88, his senior year, he shot 57.3 percent (114-of-199) from that distance)

FREE THROWS

ALL GAMES

1. 711 Don MacLean, UCLA, 1989-92
2. 671 Ike Diogu, ASU, 2003-05
3. 652 Adam Keefe, STAN, 1990-92
4. 625 Sean Elliott, ARIZ, 1986-89
5. 591 Brevin Knight, STAN, 1994-97
6. 584 Todd Lichti, STAN, 1986-89
7. 578 Andrew Andrews, WASH, 2012-16
8. 551 Chasson Randle, STAN, 2012-15
9. 543 Mel Counts, OSU, 1962-64
10. 533 Tra Holder, ASU, 2015-18

FREE THROW ATTEMPTS

ALL GAMES

1. 886 Adam Keefe, STAN, 1989-92
2. 854 Ike Diogu, ASU, 2003-05
3. 827 Don MacLean, UCLA, 1989-92
4. 786 Sean Elliott, ARIZ, 1986-89
5. 741 Brevin Knight, STAN, 1994-97
6. 726 John Revelli, STAN, 1981-84
7. 709 Andrew Andrews, WASH, 2012-16
8. 702 J.R. Henderson, UCLA, 1995-98
9. 699 Lew Alcindor, UCLA, 1967-69
10. 696 Tra Holder, ASU, 2015-18

FREE THROW PERCENTAGE

ALL GAMES

(Min. 2 seasons/2 made per game)

1. .900 Joseph Young, ORE, 2014-15
(279-of-310)
2. .881 Jerome Randle, CAL, 2007-10
(393-of-446)
3. .880 Rod Foster, UCLA, 1980-83
(309-of-351)
4. .871 Tajuan Porter, ORE, 2007-10
(290-of-333)
5. .8699 Salim Stoudamire, ARIZ, 2002-05
(388-of-446)
6. .8691 Ryan Mendez, STAN, 1998-01
(186-of-214)
7. .868 Rob Closs, ORE, 1977-79
(145-of-167)
8. .86698 Arthur Lee, STAN, 1996-99
(365-of-421)
9. .86695 Curtis Allen, WASH, 2001-04
(202-of-233)
10. .862 Chris Stephens, OSU, 2003-06
(224-of-260)

REBOUNDS

ALL GAMES

(750-REBOUND CLUB)

1. 1375 Mel Counts, OSU, 1962-64
2. 1370 Bill Walton, UCLA, 1972-74
3. 1367 Lew Alcindor, UCLA, 1967-69
4. 1283 Jon Brockman, WASH, 2006-09
5. 1119 Adam Keefe, STAN, 1989-92
6. 1114 Greg Ballard, ORE, 1974-77
7. 1081 Tim Young, STAN, 1995-99
8. 1067 Ron Riley, USC, 1970-72
9. 1051 Doug Smart, WASH, 1957-59
10. 1035 Thomas Welsh, UCLA, 2015-18
11. 1022 David Greenwood, UCLA, 1976-79
12. 1019 Bob McKeen, CAL, 1951-55
13. 1015 Josh Hawkinson, WSU, 2014-17
14. 1001 Trevor Wilson, UCLA, 1987-90
15. 997 Doug McClary, WASH, 1951-53
16. 995 Chris Welp, WASH, 1984-87
17. 992 Steve Puidokas, WSU, 1974-77
- Don MacLean, UCLA, 1989-92
19. 975 Todd MacCulloch, WASH, 1996-99
- 975 Channing Frye, ARIZ, 2002-05
21. 974 Josh Scott, COLO, 2012-16
22. 971 Bob Houbregs, WASH, 1951-53
23. 955 Kimberly Belton, STAN, 1977-80
24. 945 Steve Hawes, WASH, 1970-72
25. 944 Rich Kelley, STAN, 1973-75
26. 942 Jeff Pendergraph, ASU, 2006-09
27. 940 Ansley Truitt, CAL, 1970-72
28. 927 Mark Hendrickson, WSU, 1993-96

- 29. 917 David Kravish, CAL, 2012-15
- 30. 903 Maarty Leunen, ORE, 2005-08
- 31. 900 Willie Naulls, UCLA, 1954-56
- 32. 898 Brian Hendrick, CAL, 1990-93
- 33. 897 Marques Johnson, UCLA, 1974-77
- 34. 896 Dan Gadzuric, UCLA, 1999-2002
- 896 Taj Gibson, USC, 2007-09
- 36. 894 Sidney Wicks, UCLA, 1969-71
- 37. 890 Chet Noe, ORE, 1950-53
- 38. 889 Sean Lampley, CAL, 1998-2001
- 39. 882 Wesley Gordon, COLO, 2014-17
- 40. 880 A.C. Green, OSU, 1982-85
- 41. 879 Kaleb Tarczewski, ARIZ, 2012-16
- 42. 862 Doug True, CAL, 1977-80
- 43. 861 Anthony Cook, ARIZ, 1986-89
- Mark Madsen, STAN, 1997-2000
- 45. 860 Max Anderson, ORE, 1954-56
- Howard Wright, STAN, 1985-89
- 47. 853 Dwight Powell, STAN, 2011-14
- 48. 846 Jim Loscutoff, ORE, 1950-55
- 49. 844 Jim McKean, WSU, 1966-68
- 50. 839 Sam Clancy, USC, 1999-2002
- 51. 837 Ted Werner, WSU, 1963-65
- 52. 834 Josh Huestis, STAN, 2011-14
- 53. 832 Bruno Boin, WASH, 1956-59
- 832 Michael Wright, ARIZ, 1999-01
- 55. 831 John Rudometkin, USC, 1960-62
- 56. 828 Dave Gambee, OSU, 1956-58
- 57. 827 Charlie Sells, WSU, 1960-62
- 58. 822 Allen Young, USC, 1963-65
- 59. 821 Ronnie Coleman, USC, 1988-91
- 60. 820 Ed O'Bannon, UCLA, 1993-95
- 61. 818 Stan Love, ORE, 1968-71
- J.R. Henderson, UCLA, 1995-98
- 63. 817 A.J. Bramlett, ARIZ, 1996-99
- 64. 814 Dave Butler, CAL, 1983-87
- 65. 808 Sean Elliott, ARIZ, 1986-89
- 66. 806 Derrick Dowell, USC, 1984-87
- 67. 802 Ike Diogu, ASU, 2003-05
- 68. 798 John Revelli, STAN, 1980-84
- 69. 797 Charles O'Bannon, UCLA, 1994-97
- 70. 796 Curtis Rowe, UCLA, 1969-71
- 71. 792 James Edwards, WASH, 1974-77
- 72. 791 Dwight Morrison, Idaho, 1952-54
- Fred Slaughter, UCLA, 1962-64
- 74. 785 Steve Johnson, OSU, 1977-80
- 75. 784 Leonard Taylor, CAL, 1985-89
- 76. 775 Carlos Daniel, WSU, 1995-98
- L.R. Mbaha Moute, UCLA, 2006-08
- 78. 768 Roy Irvin, USC, 1953-559
- Ed Corell, WASH, 1961-63
- 80. 767 Wayne Carlander, USC, 1982-85
- 81. 766 Solomon Hill, ARIZ, 2010-13
- 82. 763 Jaha Wilson, USC, 1994-97
- 763 Jordan Hill, ARIZ, 2007-09
- 84. 762 Eric Moreland, OSU, 2012-14
- 85. 758 Reid Travis, STAN, 2015-18
- 86. 755 Tom Dose, STAN, 1962-64
- 755 David Bluthenthal, USC, 1999-2002
- 88. 757 Quincy Pondexter, WASH, 2007-10
- 89. 752 Detlef Schrempf, WASH, 1982-85
- 90. 751 Don Bragg, UCLA, 1952-55

Conference figures do not include Pac-12 Tournament games (1987-90, 2002-18)

REBOUNDING AVERAGE

ALL GAMES

(Min. 2 seasons)

- 1. 15.7 Bill Walton, UCLA, 1972-74
- 2. 15.5 Lew Alcindor, UCLA, 1967-69
- 3. 15.4 Mel Counts, OSU, 1962-64
- 4. 14.8 Jim Loscutoff, ORE, 1951-55
- 5. 14.6 Bob Peterson, ORE, 1951-52
- 6. 13.7 Ron Riley, USC, 1970-72
- 7. 13.5 Doug Smart, WASH, 1957-59
- 8. 13.1 Steve Hawes, WASH, 1970-72
- 9. 12.8 Swede Halbrook, OSU, 1954-55
- Bob Presley, CAL, 1968-69

REBOUNDS

CONFERENCE GAMES

- 1. 724 Jon Brockman, WASH, 2006-09
- 2. 687 Bill Walton, UCLA, 1972-74
- 3. 676 Chris Welp, WASH, 1984-87
- 4. 646 Doug Smart, WASH, 1957-59
- 5. 627 Adam Keefe, STAN, 1989-92
- 6. 600 Lew Alcindor, UCLA, 1967-69
- 7. 597 Trevor Wilson, UCLA, 1987-90
- 8. 583 Josh Hawkinson, WSU, 2014-17
- 9. 581 Don MacLean, UCLA, 1989-92
- 10. 569 Ron Riley, USC, 1970-72

REBOUNDING AVERAGE

CONFERENCE GAMES

(Min. 2 seasons)

- 1. 16.4 Bill Walton, UCLA, 1972-74
- 2. 14.6 Lew Alcindor, UCLA, 1967-69
- 3. 14.2 Steve Hawes, WASH, 1970-72
- 4. 13.5 Ron Riley, USC, 1970-72
- Doug Smart, WASH, 1957-59
- 6. 13.1 Ted Werner, WSU, 1964-65
- 7. 12.9 Swede Halbrook, OSU, 1954-55
- 8. 12.4 Willie Naulls, UCLA, 1954-56
- 9. 12.1 Bob Presley, CAL, 1968-69
- 10. 11.9 Rich Kelley, STAN, 1973-75

ASSISTS

ALL GAMES

(Min. 2 seasons)

- 1. 938 Gary Payton, OSU, 1987-90
- 2. 833 Pooh Richardson, UCLA, 1986-89
- 3. 810 Russell Brown, ARIZ, 1978-81
- 4. 780 Brevin Knight, STAN, 1994-97
- 5. 779 Brandon Granville, USC, 1999-2002
- 6. 738 Jordan McLaughlin, USC, 2015-18
- 7. 670 Mustafa Shakur, ARIZ, 2004-07
- 8. 663 Damon Stoudamire, ARIZ, 1992-95
- 9. 652 Tyus Edney, UCLA, 1992-95
- 10. 636 Darrick Martin, UCLA, 1989-92

STEALS

ALL GAMES

(Min. 2 seasons)

- 1. 321 Gary Payton, OSU, 1986-90
- 2. 298 Brevin Knight, STAN, 1994-97
- 3. 258 Eddie House, ASU, 1997-2000
- 4. 246 Stevin Smith, ASU, 1990-94
- 5. 245 Jason Terry, ARIZ, 1996-99
- 6. 238 Hassan Adams, ARIZ, 2003-06
- 7. 236 Lafayette Lever, ASU, 1979-82
- 8. 235 Earl Watson, UCLA, 1998-2001
- 9. 228 Brandon Granville, USC, 1999-2002
- 10. 225 Jason Gardner, ARIZ, 2000-03

BLOCKED SHOTS

ALL GAMES

- 1. 314 Jordan Bachynski, ASU, 2011-14
- 2. 278 Anthony Cook, ARIZ, 1986-89
- 3. 258 Channing Frye, ARIZ, 2002-05
- 4. 253 Taj Gibson, USC, 2007-09
- 5. 233 Jordan Bell, ORE, 2015-17
- 6. 226 David Kravish, CAL, 2012-15
- 7. 207 Michael Stewart, CAL, 1994-97
- 8. 204 Wesley Gordon, COLO, 2014-17
- 9. 201 Kingsley Okoroh, CAL, 2015-18
- 10. 195 Sam Clancy, USC, 1999-2002

TRIPLE-DOUBLES

(All points-rebounds-assists)

(Since 1985)

- 1. 4 Jason Kidd, CAL
vs. Md.-Baltimore County, Dec. 10, 1993 (17-11-11)
vs. ARIZ, Jan. 13, 1994 (17-11-11)
vs. STAN, Jan. 20, 1994 (15-10-18)
vs. UCLA, Jan. 30, 1994 (18-14-12)
- 2. 3 Andre Iguodala, ARIZ
vs. Texas, Dec. 9, 2003 (13-13-10)
vs. Liberty, Dec. 28, 2003 (13-11-11)
vs. UCLA, Feb. 14, 2004 (14-11-10)
- 3. 2 Loren Woods, ARIZ
vs. ORE, Feb. 3, 2000 (16-10-14)*
vs. WASH, Jan. 12, 2001 (13-10-10)*
Luke Jackson, ORE
vs. WASH, Feb. 17, 2001 (14-11-10)
vs. Florida A&M, Dec. 20, 2002 (14-11-10)
- 5. 1 Kevin Johnson, CAL
vs. ARIZ, Jan. 22, 1987 (22-10-12)
Gary Payton, OSU
vs. Portland, Nov. 26, 1989 (20-14-11)
Matt Muehlebach, ARIZ
vs. USC, Mar. 9, 1990 (10-11-10)
Chris Mills, ARIZ
vs. Northern Arizona, Dec. 18, 1991 (19-10-10)
Damon Stoudamire, ARIZ
vs. ORE, Feb. 23, 1995 (32-12-14)
Jelani McCoy, UCLA
vs. Maryland, Dec. 9, 1995 (15-10-11)*
Toby Bailey, UCLA
vs. Stephen F. Austin, Dec. 18, 1995 (23-10-10)
Luke Walton, ARIZ
vs. USC, Jan. 17, 2002 (27-11-10)
Brook Lopez, STAN
vs. USC, Jan. 25, 2007 (18-11-12)*
Kyle Weaver, WSU
vs. STAN, Jan. 13, 2007 (14-13-10)
Daniel Hackett, USC
vs. South Carolina, Nov. 17, 2008 (22-10-10)
Jordan Bachynski, ASU
vs. CS Northridge, Dec. 8, 2013 (13-12-12)
Kyle Anderson, UCLA
vs. Morehead State, Nov. 22, 2013 (13-12-12)
Gary Payton II, OSU
vs. Grambling State, Dec. 15, 2014 (10-12-10)

* - Points-rebounds-blocks

MOST POINTS

ALL GAMES

1. 870 Lew Alcindor, UCLA, 1967
2. 848 Khalid Reeves, ARIZ, 1994
3. 846 Bob Houbregs, WASH, 1953
4. 789 Harold Miner, USC, 1992
5. 775 Mel Counts, OSU, 1964
6. 750 Reggie Miller, UCLA, 1986
7. 746 Gary Payton, OSU, 1990
8. 745 Terrell Brandon, ORE, 1991
- 745 Joseph Young, ORE, 2015
10. 744 Gail Goodrich, UCLA, 1965

HIGHEST SCORING AVERAGE

ALL GAMES

1. 29.0 Lew Alcindor, UCLA, 1967
2. 26.7 Mel Counts, OSU, 1964
3. 26.6 Terrell Brandon, ORE, 1991
4. 26.3 Harold Miner, USC, 1992
5. 26.2 Lew Alcindor, UCLA, 1968
6. 25.9 Reggie Miller, UCLA, 1986
7. 25.7 Gary Payton, OSU, 1990
8. 25.6 Bob Houbregs, WASH, 1953
9. 25.3 Adam Keefe, STAN, 1992
10. 25.2 John Block, USC, 1966

FRESHMAN SCORING AVERAGE

ALL GAMES

1. 23.2 Markelle Fultz, WASH, 2017
2. 21.1 Shareef Abdur-Rahim, CAL, 1996
3. 20.7 O.J. Mayo, USC, 2008
4. 20.6 Harold Miner, USC, 1990
5. 20.1 Deandre Ayton, ARIZ, 2018
6. 19.7 Jerryd Bayless, ARIZ, 2008
7. 19.0 Ike Diogu, ASU, 2003
8. 18.6 Don MacLean, UCLA, 1989
9. 18.5 Jahii Carson, ASU, 2013
10. 18.4 Cliff Robinson, USC, 1978

MOST FIELD GOALS

ALL GAMES

1. 346 Lew Alcindor, UCLA, 1967
2. 325 Bob Houbregs, WASH, 1953
3. 303 Lew Alcindor, UCLA, 1969
4. 294 Lew Alcindor, UCLA, 1968
5. 288 Gary Payton, OSU, 1990
6. 283 Byron Scott, ASU, 1983
7. 281 Chris Welp, WASH, 1987
8. 277 Gail Goodrich, UCLA, 1965
- 277 Bill Walton, UCLA, 1973
10. 276 Richard Washington, UCLA, 1976
- 276 Khalid Reeves, ARIZ, 1994
- 276 Deandre Ayton, ARIZ, 2018

MOST FIELD GOAL ATTEMPTS

ALL GAMES

1. 626 Ron Tomsic, STAN, 1953
2. 623 Eddie House, ASU, 2000
3. 604 Bob Houbregs, WASH, 1953
4. 592 Joseph Young, ORE, 2015
5. 590 Ron Lee, ORE, 1975
6. 582 Willie Naulls, UCLA, 1956
7. 579 Mel Counts, OSU, 1964
8. 574 Mel Counts, OSU, 1963
9. 572 Khalid Reeves, ARIZ, 1994
10. 571 Gary Payton, OSU, 1990
- 571 Harold Miner, USC, 1992

HIGHEST FIELD GOAL PCT.

ALL GAMES (Min. 3.0 made per game)

1. .756 Jelani McCoy, UCLA, 1997
(152-of-201)
2. 746 Steve Johnson, OSU, 1981
(235-of-315)
3. .710 Steve Johnson, OSU, 1980
(211-of-297)
4. .702 Mark McNamara, CAL, 1982
(231-of-329)
5. .681 Jakob Poeltl, UTAH, 2015
(128-of-188)
6. .676 Todd MacCulloch, WASH, 1997
(163-of-241)
- .676 Jelani McCoy, UCLA, 1996
(138-of-204)
8. .667 Lew Alcindor, UCLA, 1967
(346-of-519)
- 9..66477 Eric Boateng, ASU, 2010
(117-of-176)
- 10..66475 Bill Walton, UCLA, 1974
(232-of-349)

MOST 3-POINT FIELD GOALS

ALL GAMES

1. 120 Salim Stoudamire, ARIZ, 2005
2. 116 Bryce Alford, UCLA, 2017
3. 114 Steve Kerr, ARIZ, 1988
4. 113 Stevin Smith, ASU, 1993
5. 112 Damon Stoudamire, ARIZ, 1995
6. 110 Tajuan Porter, ORE, 2007
7. 108 Torian Graham, ASU, 2017
8. 106 Jason Gardner, ARIZ, 2002
9. 98 Klay Thompson, WSU, 2011
- 98 Gabe York, ARIZ, 2016

MOST 3-POINT FIELD GOAL ATT.

ALL GAMES

1. 300 Stevin Smith, ASU, 1993
2. 279 Torian Graham, ASU, 2017
3. 276 Jason Gardner, ARIZ, 2002
4. 270 Bryce Alford, UCLA, 2017
5. 265 Damon Stoudamire, ARIZ, 1994
6. 260 Stevin Smith, ASU, 1994
7. 256 Shannon Evans II, ASU, 2018
8. 253 Elijah Brown, ORE, 2018
9. 252 Tajuan Porter, ORE, 2007
10. 249 Desmon Farmer, USC, 2004

HIGHEST 3-POINT FIELD GOAL PCT.

ALL GAMES (Min. 1.0 made per game)

1. .573 Steve Kerr, ARIZ, 1988
(114-of-199)
2. .568 Derrick Williams, ARIZ, 2011
(42-of-74)
3. .527 Grant Leep, WASH, 2002
(39-of-74)
4. .525 Darren Collison, UCLA, 2008
(53-of-101)
5. .517 Todd Lichti, STAN, 1988
(46-of-89)
6. .515 Michael Roll, UCLA, 2009
(51-of-99)

7. .514 Michael McDonald, STAN 2001
(56-of-109)
8. .513 Matt Anderson, ASU, 1989
(41-of-80)
9. .5042 Salim Stoudamire, ARIZ, 2005
(120-of-238)
10. .5038 Jason Calliste, ORE, 2014
(65-of-129)

MOST FREE THROWS

ALL GAMES

1. 273 Andrew Andrews, WASH, 2016
2. 248 Ike Diogu, ASU, 2005
3. 247 Derrick Williams, ARIZ, 2011
4. 243 Ike Diogu, ASU, 2004
5. 237 Mel Counts, OSU, 1964
6. 232 Harold Miner, USC, 1992
7. 211 Khalid Reeves, ARIZ, 1994
8. 206 Roberto Nelson, OSU, 2014
9. 204 James Harden, ASU, 2009
10. 203 Adam Keefe, STAN, 1991

MOST FREE THROW ATTEMPTS

ALL GAMES

1. 331 Derrick Williams, ARIZ, 2011
2. 328 Swede Halbrook, OSU, 1954
3. 321 Andrew Andrews, WASH, 2016
4. 316 Mel Counts, OSU, 1964
5. 311 Ike Diogu, ASU, 2005
6. 298 Ike Diogu, ASU, 2004
7. 294 Milo Mclvor, WSU, 1921
8. 286 Harold Miner, USC, 1992
9. 283 Larry Beck, WSU, 1956
10. 281 Dean Parsons, WASH, 1954

HIGHEST FREE THROW PCT.

ALL GAMES (Min. 2.0 made per game)

1. .950 Rod Foster, UCLA, 1982
(95-of-100)
2. .933 Jerome Randle, CAL, 2010
(139-of-149)
3. .931 Ryan Mendez, STAN, 2001
(94-of-101)
4. .930 Elijah Brown, ORE, 2018
(80-of-86)
5. .925 Joseph Young, ORE, 2015
(124-of-134)
6. .923 Kevin Mixon, ORE, 1991
(60-of-65)
7. .921 Don MacLean, UCLA, 1992
(197-of-214)
8. .920 Dion Cross, STAN, 1996
(81-of-88)
9. .918 Tajuan Porter, ORE, 2010
(56-of-61)
10. .914 Chris Hernandez, STAN, 2004
(96-of-105)

**MOST ASSISTS
ALL GAMES**

1. 294 Ahlon Lewis, ASU, 1998
2. 281 Jordan McLaughlin, USC, 2018
3. 274 Lonzo Ball, UCLA, 2017
4. 272 Jason Kidd, CAL, 1994
5. 256 Larry Drew II, UCLA, 2013
6. 248 Brandon Granville, USC, 2000
7. 247 Russell Brown, ARIZ, 1979
8. 244 Gary Payton, OSU, 1989
9. 238 T.J. McConnell, ARIZ, 2015
10. 236 Pooh Richardson, UCLA, 1989

**MOST ASSISTS
ALL GAMES - FRESHMAN**

1. 274 Lonzo Ball, UCLA, 2017
2. 229 Gary Payton, OSU, 1987
3. 222 Jason Kidd, CAL, 1993
4. 197 Russell Brown, ARIZ, 1979
5. 179 Pooh Richardson, UCLA, 1986
6. 178 Mike Bibby, ARIZ, 1997
7. 177 Jahii Carson, ASU, 2013
8. 175 Jelani Gardner, CAL, 1995
- 175 Kenya Wilkins, ORE, 1994
- 175 McKinley Wright IV, COLO, 2018

**MOST STEALS
ALL GAMES**

1. 110 Jason Kidd, CAL, 1993
2. 101 Matisse Thybulle, WASH, 2018
3. 100 Gary Payton, OSU, 1990
4. 95 Jordan Adams, UCLA, 2014
- 95 Gary Payton II, OSU, 2015
6. 94 Jeff Trepagnier, USC, 2000
7. 91 Jared Cunningham, OSU, 2012
- 91 Gary Payton, OSU, 1989
- 91 Lester Connor, OSU, 1982
10. 89 Malcolm Armstead, ORE, 2011

**MOST STEALS
ALL GAMES - FRESHMAN**

1. 110 Jason Kidd, CAL, 1993
2. 77 Baron Davis, UCLA, 1998
- 77 Brevin Knight, STAN, 1994
4. 76 Mike Bibby, ARIZ, 1997
5. 73 James Harden, ASU, 2008
- 73 Jordan Adams, UCLA, 2013
7. 71 Gilbert Arenas, ARIZ, 2000
8. 69 Maurice Jones, USC, 2011
- 69 De'Anthony Melton, USC, 2017
10. 68 Errick Craven, USC, 2002

**MOST REBOUNDS
ALL GAMES**

1. 506 Bill Walton, UCLA, 1973
2. 489 Mel Counts, OSU, 1964
3. 485 Mel Counts, OSU, 1963
4. 466 Lew Alcindor, UCLA, 1967
- Bill Walton, UCLA, 1972
6. 465 Bob Peterson, ORE, 1952
7. 461 Lew Alcindor, UCLA, 1968
8. 448 Jim Loscutt, ORE, 1955
9. 440 Lew Alcindor, UCLA, 1969
10. 415 Kevin Love, UCLA, 2008

**HIGHEST REBOUNDING AVERAGE
ALL GAMES**

1. 17.2 Jim Loscutt, ORE, 1955
2. 16.9 Mel Counts, OSU, 1964
- Bill Walton, UCLA, 1973
4. 16.6 Bob Peterson, ORE, 1952
5. 16.5 Lew Alcindor, UCLA, 1968
6. 15.6 Mel Counts, OSU, 1963
7. 15.5 Lew Alcindor, UCLA, 1967
- Bill Walton, UCLA, 1972
9. 15.3 Ron Riley, USC, 1971
10. 14.8 Steve Hawes, WASH, 1971

**MOST REBOUNDS
ALL GAMES - FRESHMAN**

1. 415 Kevin Love, UCLA, 2008
2. 405 Deandre Ayton, ARIZ, 2018
3. 331 Kevon Looney, UCLA, 2015
4. 321 Taj Gibson, USC, 2007
5. 318 Luc Richard Mbah a Moute, UCLA, 2006
6. 303 Aaron Gordon, ARIZ, 2014
7. 302 Kyle Anderson, UCLA, 2013
8. 291 Ivan Rabb, CAL, 2016
9. 287 TJ Leaf, UCLA, 2017
10. 269 Ryan Anderson, CAL, 2007

**HIGHEST REBOUNDING AVERAGE
ALL GAMES - FRESHMAN**

1. 11.6 Deandre Ayton, ARIZ, 2018
2. 10.6 Kevin Love, UCLA, 2008
3. 9.6 Cliff Robinson, USC, 1978
4. 9.5 Leon Powe, CAL, 2004
5. 9.2 Kevon Looney, UCLA, 2015
6. 8.9 Steve Puidokas, WSU, 1974
7. 8.8 Michael Wright, ARIZ, 1999
- 8.7 Taj Gibson, USC, 2007
9. 8.6 Bob McKean, CAL, 1952
- 8.6 Tim Young, STAN, 1995
- 8.6 Kyle Anderson, UCLA, 2013
- 8.6 Ivan Rabb, CAL, 2016

**BLOCKED SHOTS
ALL GAMES**

1. 133 Jordan Bachynski, ASU, 2014
2. 120 Jordan Bachynski, ASU, 2013
3. 115 Mario Bennett, ASU, 1995
4. 113 Rodger Farrington, ASU, 1997
5. 110 Chris Boucher, ORE, 2016
6. 102 Jelani McCoy, UCLA, 1996
- 102 Loren Woods, ARIZ, 2000
8. 100 Taj Gibson, USC, 2009
9. 94 Jordan Bell, ORE, 2015
10. 92 Kenny Wooten, ORE, 2018

**BLOCKED SHOTS
ALL GAMES - FRESHMAN**

1. 102 Jelani McCoy, UCLA, 1996
2. 94 Jordan Bell, ORE, 2015
3. 92 Kenny Wooten, ORE, 2018
4. 73 Robin Lopez, STAN, 2007
5. 69 Taj Gibson, USC, 2007
- 69 Eric Moreland, OSU, 2012
7. 66 Deandre Ayton, ARIZ, 2018
8. 63 Jakob Poeltl, UTAH, 2015
9. 59 Michael Stewart, CAL, 1994
10. 55 Mario Bennett, ASU, 1992
- 55 Marquese Chriss, WASH, 2016

**PAC-12 MEN'S BASKETBALL – BEST SEASON PERFORMANCE
(Conference games only)**

**MOST POINTS
CONFERENCE GAMES**

1. 500 Reggie Miller, UCLA, 1986
2. 486 Terrell Brandon, ORE, 1991
3. 484 Harold Miner, USC, 1992
4. 463 Adam Keefe, STAN, 1992
5. 454 Gary Payton, OSU, 1990
- Lamond Murray, CAL, 1994
7. 442 Don Collins, WSU, 1980
8. 424 Harold Miner, USC, 1991
9. 417 Khalid Reeves, ARIZ, 1994
10. 416 Damon Stoudamire, ARIZ, 1995

**HIGHEST SCORING AVERAGE
CONFERENCE GAMES**

1. 27.8 Reggie Miller, UCLA, 1986
2. 27.5 Lew Alcindor, UCLA, 1968
- John Block, USC, 1966
4. 27.4 Lew Alcindor, UCLA, 1967
5. 27.3 Stan Love, ORE, 1971
6. 27.0 Terrell Brandon, ORE, 1991
7. 26.9 Harold Miner, USC, 1992
8. 26.1 Ed Gray, CAL, 1997
9. 25.7 Adam Keefe, STAN, 1992
10. 25.2 Gary Payton, OSU, 1990
- 25.2 Lamond Murray, CAL, 1994

**MOST REBOUNDS
CONFERENCE GAMES**

1. 282 Jim Loscutt, ORE, 1955
2. 239 Bill Walton, UCLA, 1972
3. 231 Willie Naulls, UCLA, 1956
4. 229 Chet Noe, ORE, 1953
5. 228 Bill Walton, UCLA, 1973
6. 226 Doug Smart, WASH, 1959
- 226 Todd MacCulloch, WASH, 1999
8. 224 Adam Keefe, STAN, 1992
9. 223 Bob Peterson, ORE, 1952
10. 223 Jon Brockman, WASH, 2009

**HIGHEST REBOUNDING AVERAGE
CONFERENCE GAMES**

1. 17.6 Jim Loscutt, ORE, 1955
2. 17.1 Bill Walton, UCLA, 1972
3. 16.3 Lew Alcindor, UCLA, 1968
- 16.3 Bill Walton, UCLA, 1973
5. 15.1 Steve Hawes, WASH, 1971
6. 15.0 Ron Riley, USC, 1971
- 15.0 Ron Riley, USC, 1972
8. 14.8 Steve Hawes, WASH, 1972
9. 14.4 Willie Naulls, UCLA, 1956
- 14.4 Bill Walton, UCLA, 1974

INDIVIDUAL - SELECTED CATEGORIES

MOST POINTS - ALL GAMES

1. 61 Lew Alcindor, UCLA vs. WSU, Feb. 25, 1967
- 61 Eddie House, ASU vs. CAL, Jan. 8, 2000
3. 58 Gary Payton, OSU vs. USC, Feb. 22, 1990
4. 56 Lew Alcindor, UCLA vs. USC, Dec. 3, 1966
5. 50 Hank Luisetti, STAN vs. Duquesne, Jan. 1, 1938
6. 49 Bob Houbregs, WASH vs. Idaho, Jan. 10, 1953
- Casey Jacobsen, STAN vs. ASU, Jan. 31, 2002
8. 48 Mel Counts, OSU vs. Louisiana State, Dec. 26, 1963
- Gary Payton, OSU vs. Loyola Marymount, Dec. 19, 1989
- Ed Gray, CAL vs. WSU, Feb. 22, 1997

Times 40 or more (multiple efforts only): Alcindor 6; House 4; Houbregs, Greg Ballard 3, Payton 3; John Block, Mel Counts, Gail Goodrich, Casey Jacobsen, Brian Quinnett, Reggie Miller, Damon Stoudamire, Klay Thompson 2

MOST POINTS - ALL GAMES (Freshman)

1. 41 Don MacLean, UCLA vs. North Texas State, Dec. 30, 1988
2. 39 Jerryd Bayless, Arizona vs. Arizona State, Feb. 10, 2008
- 39 Cliff Robinson, USC vs. California, Feb. 2, 1978
4. 38 Charlie Moore, California vs. UC Irvine, Nov. 16, 2016
- 38 Tajuan Porter, Oregon vs. Portland State, Nov. 12, 2006
6. 37 O.J. Mayo, USC at Arizona State, March 1, 2008
- 37 Harold Miner, USC vs. Oregon State, Jan. 25, 1990
- 37 Harold Miner, USC vs. Central Connecticut St., Dec. 28, 1989
- 37 Markelle Fultz, Washington vs. Colorado, Jan. 18, 2017
10. 35 Markelle Fultz, Washington vs. Cal State Fullerton, Nov. 17, 2016
- 35 Mario Bennett, Arizona State vs. Arizona, Feb. 20, 1992
- 35 Clifford Robinson, USC vs. Portland State, Jan. 20, 1978

MOST POINTS - CONFERENCE GAME

1. 61 Lew Alcindor, UCLA vs. WSU, Feb. 25, 1967
- 61 Eddie House, ASU vs. CAL, Jan. 8, 2000
3. 58 Gary Payton, OSU vs. USC, Feb. 22, 1990
4. 49 Bob Houbregs, WASH vs. Idaho, Jan. 10, 1953
- Casey Jacobsen, STAN vs. ASU, Jan. 31, 2002
6. 48 Ed Gray, CAL vs. WSU, Feb. 22, 1997
7. 47 Andrew Andrews, WASH vs. WSU, Mar. 2, 2016
8. 45 John Block, USC vs. WASH, Feb. 11, 1966
- Paul Williams, ASU vs. USC, Mar. 10, 1983
- Damon Stoudamire, ARIZ vs. STAN, Jan. 14, 1995

MOST POINTS - CONFERENCE GAME (Freshman)

1. 39 Cliff Robinson, USC vs. CAL, Feb. 2, 1978
- Jerryd Bayless, ARIZ vs. ASU, Feb. 10, 2008

MOST REBOUNDS - ALL GAMES

1. 36 Swede Halbrook, OSU vs. Idaho, Feb. 15, 1955
2. 32 Swede Halbrook, OSU vs. Idaho, Feb. 14, 1955
- Jim Loscutt, ORE vs. Brigham Young, Jan. 28, 1955
4. 30 Ed Corell, WASH vs. ORE, 1962 (date n/a)
5. 28 Steve Hawes, WASH vs. STAN, 1972 (date n/a)
- Willie Naulls, UCLA vs. ASU, Jan. 28, 1956
- Cliff Robinson, USC vs. Portland State, Jan. 20, 1978
- David Bluthenthal, USC vs. ASU, Jan. 20, 2000
8. 27 Rich Kelley, STAN vs. Kentucky, Dec. 22, 1974
- Jim McKean, WSU vs. West Virginia, Dec. 28, 1966
- Bob Presley, CAL vs. St. Mary's, Dec. 6, 1967
- Bill Walton, UCLA vs. Loyola (Chicago), Jan. 25, 1973
- Bill Walton, UCLA vs. Maryland, Dec. 1, 1973

Times 25 or more: Halbrook 3; Presley, Walton 2

MOST REBOUNDS - CONFERENCE GAME

1. 36 Swede Halbrook, OSU vs. Idaho, Feb. 15, 1955
2. 32 Swede Halbrook, OSU vs. Idaho, Feb. 14, 1955
3. 28 Steve Hawes, WASH vs. STAN, 1972
- David Bluthenthal, USC vs. ASU, Jan. 20, 2000
5. 26 Dean Parsons, WASH vs. Idaho, 1955
6. 25 Bob Presley, CAL vs. OSU, Feb. 24, 1968
- Ron Riley, USC vs. WSU, 1972
8. 24 Lew Alcindor, UCLA vs. WSU, Feb. 25, 1967
- Ted Werner, WSU vs. UCLA, Feb. 13, 1965

MOST ASSISTS - ALL GAMES

1. 19 Russell Brown, ARIZ vs. Grand Canyon, Dec. 8, 1979
- 19 Jordan McLaughlin, USC vs. UC Santa Barbara, Dec. 17, 2017
3. 18 Jason Kidd, CAL vs. STAN, Jan. 20, 1994
4. 17 Russell Brown, ARIZ vs. CAL, Feb. 2, 1979
5. 16 Rafael Stone, WASH vs. CAL, 1969-70
- Ahlon Lewis, ASU vs. Northern Arizona, Dec. 3, 1997
- Earl Watson, UCLA vs. Maryland, Mar. 18, 2000
- Mitch Johnson, STAN vs. Marquette, Mar. 22, 2008
- Jordan McLaughlin, USC vs. Lafayette, Dec. 23, 2015
10. 15 Nine times. Last; Johnathan Loyd, ORE vs. Ole Miss, Dec. 8, 2013

MOST ASSISTS - CONFERENCE GAME

1. 18 Jason Kidd, CAL vs. STAN, Jan. 20, 1994
2. 17 Russell Brown, ARIZ vs. CAL, Feb. 2, 1979
3. 16 Rafael Stone, WASH vs. CAL, 1970 (date n/a)
4. 15 Chester Dorsey, WASH vs. UCLA, 1975 (date n/a)
- Gary Payton, OSU vs. ASU, Nov. 30, 1989
- Donnaminic Ellison, WSU vs. Utah State, Nov. 25, 1995
- Curtis Allen, WASH vs. ASU, Jan. 10, 2002
- Darren Collison, UCLA vs. ARIZ, Feb. 17, 2007
9. 14 Seven times. Last; Lonzo Ball, UCLA vs. WSU, Mar. 4, 2017

MOST STEALS - ALL GAMES

1. 11 Tyus Edney, UCLA vs. George Mason, Dec. 22, 1994
2. 10 Brevin Knight, STAN vs. McNeese State, 1994
- Jeff Trepagnier, USC vs. Utah State, Nov. 11, 1999
4. 9 Jason Hamilton, WASH vs. Eastern Wash., Nov. 28, 1995
- Kenya Wilkins, ORE vs. Boise State, Dec. 20, 1996
- Bennett Davison, ARIZ vs. STAN, Feb. 28, 1998
- Darren Collison, UCLA vs. Long Beach State, Nov. 28, 2006
8. 8 16 times. Last; T.J. McConnell, ARIZ vs. OSU, Jan. 30, 2013

MOST BLOCKED SHOTS - ALL GAMES

1. 14 Loren Woods, ARIZ vs. ORE, Feb. 3, 2000
2. 12 Brook Lopez, STAN vs. USC, Jan. 25, 2007
- 12 Jordan Bachynski, ASU vs. CS Northridge, Dec. 8, 2013

TEAM

MOST POINTS - ALL GAMES

1. 149 UCLA vs. Loyola Marymount (98), Dec. 2, 1990
2. 134 UCLA vs. UC Irvine (101), Nov. 23, 1990
3. 133 UCLA vs. Louisiana State (84), Dec. 23, 1969
- ARIZ vs. Duquesne (78), Nov. 27, 1987
5. 131 WSU vs. Prairie View A&M (89), Jan. 14, 1991
6. 130 WASH vs. Chico State (67), Dec. 1, 1992
7. 129 STAN vs. Yale (108), Dec. 6, 1986
8. 128 UTAH vs. Evergreen State, Nov. 8, 2013
- ORE vs. Savannah State, Dec. 3, 2016
10. 127 UCLA vs. Miami, Fla. (69), Dec. 12, 1969
- CAL vs. Oklahoma City (67), Jan. 3, 1972
- ARIZ vs. ASU (99), Jan. 15, 1998
- ASU vs. The Citadel, Nov. 23, 2016

MOST POINTS - CONFERENCE GAME

1. 127 ARIZ vs. ASU (99), Jan. 15, 1998
2. 121 UCLA vs. WSU (77), Jan. 4, 1964
- ASU vs. WASH (90), Dec. 22, 1988
4. 120 UCLA vs. STAN (90), Feb. 27, 1970
- UCLA vs. STAN (74), Feb. 26, 1976
6. 119 UCLA vs. ORE (78), Feb. 16, 1969
7. 118 UCLA vs. STAN (79), Jan. 14, 1972
8. 116 UCLA vs. STAN (78), Jan. 14, 1967
- OSU vs. ARIZ (80), Jan. 13, 1979
- STAN vs. UCLA (110), Dec. 23, 1987 (2OT)
- ARIZ vs. WASH (61), Dec. 20, 1988
- ARIZ vs. ASU (80), Feb. 18, 1993

WINNING PERCENTAGE (Conference Games Only)

COACH, SCHOOL	YRS	W-L	PCT
1. Gary Cunningham, UCLA (1978-79)	2	29-3	.906
2. Ben Cherrington, CAL (1917)	1	5-1	.833
3. Gene Bartow, UCLA (1976-77)	2	23-5	.821
4. John Wooden, UCLA (1949-75)	27	304-74	.810
5. Dean Walker, ORE (1919)	1	11-3	.786
6. Ernie Holbrook, USC (1943-44)	2	7-2	.778
7. Lute Olson, ARIZ (1984-07)	24	327-101	.764
8. Bob Evans, STAN (1919-20)	2	9-3	.750
9. Jim Rosborough, ARIZ (2001)	1	3-1	.750
10. Sean Miller, ARIZ (2010-)	9	121-41	.747
11. Jim Harrick, UCLA (1989-96)	8	107-37	.743
12. Walter Powell, STAN (1921)	1	8-3	.727
13. Larry Farmer, UCLA (1982-84)	3	39-15	.722
14. Pete Newell, CAL (1955-60)	6	63-26	.708
15. Larry Brown, UCLA (1980-81)	2	25-11	.694
16. Ben Howland, UCLA (2004-13)	10	121-58	.676
17. Earl Wright, CAL (1920-24)	4	30-15	.667
18. Dana Altman, ORE (2011-)	8	95-49	.660
19. Ralph Miller, OSU (1971-89)	19	204-106	.658
20. Tippy Dye, WASH (1951-59)	9	99-52	.656
21. Mike Montgomery, STAN/CAL (1986-04/09-14)	24	282-150	.653
22. Walt Hazzard, UCLA (1985-88)	4	47-25	.653
23. Hec Edmundson, WASH (1921-47)	27	266-146	.646
24. Sam Barry, USC (1930-41, 1946-50)	17	137-76	.643
25. Ned Wulk, ASU (1978-82)	4	46-26	.639
26. Steve Lavin, UCLA (1997-03)	7	80-46	.635
27. Dave MacMillan, ID (1921-27)	6	36-21	.632
28. E.J. Stewart, OSU (1916)	1	5-3	.625
(n/a) Kilduff, CAL (1916)	1	5-3	.625
Trent Johnson, STAN (2005-08)	4	45-27	.625
31. Steve Alford, UCLA (2014-)	5	55-35	.611
32. Tony Bennett, WSU (2007-09)	3	32-22	.593
33. Howard Hobson, ORE (1936-47)	11	108-77	.584
34. Julie Bestos, USC (1942)	1	7-5	.583
35. Nibs Price, CAL (1925-54)	30	192-138	.582
36. Bob Boyd, USC (1967-79)	13	106-80	.570
37. Bob Hager, OSU (1923-28)	6	34-27	.557
38. Mike Hopkins, WASH (2018-)	1	10-8	.556
39. Tim Floyd, USC (2006-09)	4	39-33	.542
40. Everett May, OSU (1917)	1	7-6	.538
41. Cuonzo Martin, CAL (2015-)	3	29-25	.537
42. Slats Gill, OSU (1929-64)	31	276-241	.534
43. John Bunn, STAN (1931-38)	8	52-46	.531
44. John Warren, ORE (1945-51)	5	44-39	.530
Lorenzo Romar, WASH (2003-)	15	143-127	.530
46. Art McLarney, WASH (1948-50)	3	27-25	.519
47. Larry Krystkowiak, UTAH (2012-)	7	65-61	.516
48. Ben Braun, CAL (1997-08)	12	110-106	.509
49. Tad Boyle, COLO (2012-)	7	64-62	.508
50. William Reinhart, ORE (1924-35)	12	80-80	.500
Andy Russo, WASH (1986-89)	4	36-36	.500
Bob Weinbauer, ASU (1983-85)	3	27-27	.500
Leo Calland, USC (1928-29)	2	10-10	.500
Russ Pennell, ARIZ (2009)	1	9-9	.500
William Hollender, CAL (1919-20)	2	7-7	.500
Bob Cantu, USC (2013)	1	7-7	.500
57. Marv Harshman, WSU/WASH (1959-71/1972-85)	23	176-177	.499
58. Stan Morrison, USC (1980-86)	7	62-64	.492
59. Dick Harter, ORE (1972-78)	7	48-50	.490
60. Paul Valenti, OSU (1960-70)	6	41-43	.488
61. Andy Kerr, STAN (1923-26)	4	12-13	.480
62. Bill Borchert, ORE (1952-56)	5	38-42	.475
63. Jack Friel, WSU (1929-58)	30	232-257	.474
Lou Campanelli, CAL (1986-92)	8	64-71	.474
65. Jerod Haase, STAN (2017-)	2	17-19	.472
66. Bill Frieder, ASU (1990-97)	8	67-77	.465
67. Henry Bibby, USC (1996-04)	9	71-82	.464
68. Johnny Dawkins, STAN (2009-16)	8	66-78	.458
69. Howard Dallmar, STAN (1955-75)	21	132-160	.452
Tex Winter, WASH (1969-71)	3	19-23	.452

71. Everett Dean, STAN (1939-51)	11	60-73	.451
72. John Davidson, WASH (1916-17)	2	9-11	.450
73. Forrest Twogood, ID/USC (1937-41/1951-66)	21	135-168	.446
74. Herb Sendek, ASU (2007-15)	9	72-90	.444
Don Newman, ASU (1998)	1	8-10	.444
76. George Raveling, WSU/USC (1973-83/1987-94)	19	140-178	.440
77. Charles Finley, ID (1948-54)	7	49-63	.438
78. Jim Anderson, OSU (1990-95)	6	47-61	.435
79. R.B. Rutherford, OSU (1921-22)	2	12-16	.429
80. Jerry Green, ORE (1993-97)	5	38-52	.422
81. Claude Hunt, WASH (1919)	1	5-7	.417
Leonard Allison, WASH (1920)	1	5-7	.417
83. Ernie Kent, ORE/WSU (1998-2010/14-)	17	127-179	.415
84. Jim Padgett, CAL (1969-72)	4	23-33	.411
85. Don Monson, ORE (1984-92)	9	66-96	.407
86. John Grayson, WASH (1960-63)	4	19-28	.404
87. Gene VanGent, STAN (1922)	1	4-6	.400
Andy Enfield, USC (2014-)	5	36-54	.400
89. Bob Bender, WASH (1994-02)	9	63-97	.394
Fred Snowden, ARIZ (1973-82)	4	28-44	.389
91. Sly Huntington, ORE (1920)	1	5-8	.385
92. Rob Evans, ASU (1999-06)	8	55-89	.382
Kevin O'Neill, ARIZ/USC (2008/10-13)	5	29-47	.382
94. Kelvin Sampson, WSU (1988-94)	7	48-78	.381
95. Fred Bohler, WSU (1909-26)	9	38-62	.380
96. Husky Hunt, STAN (1927-30)	4	12-20	.375
97. Rene Herrerias, CAL (1961-68)	8	40-67	.374
98. Wilbur Johns, UCLA (1940-48)	9	34-58	.370
Bobby Hurley, ASU (2016-)	3	20-34	.370
100. Craig Robinson, OSU (2009-14)	6	39-69	.361
101. Steve Patterson, ASU (1984-88)	4	23-41	.359
102. Harlan Hodges, ID (1955-59)	5	28-52	.350
103. Tom Davis, STAN (1982-86)	4	25-47	.347
Wayne Tinkle, OSU (2015-)	4	25-47	.347
105. Dick Edwards, CAL (1973-78)	6	29-55	.345
106. Kevin Eastman, WSU (1995-99)	5	31-59	.344
107. Mac Duckworth, WASH (1964-68)	5	24-47	.338
108. Dick Bennett, WSU (2004-06)	3	18-36	.333
Charlie Parker, USC (1995-96)	2	9-18	.333
Bill Hargiss, OSU (1919-20)	2	8-16	.333
Bobby Muth, USC (1944-45)	2	3-6	.333
112. Ken Bone, WSU (2010-14)	5	29-61	.322
113. Len Stevens, WSU (1984-87)	4	23-49	.319
Lynn Nance, WASH (1990-93)	4	22-47	.319
115. J.A. Brown, ID (1943-46)	4	21-46	.313
116. Robert Burnett, STAN (1952-54)	3	11-25	.306
117. Steve Belko, ORE (1957-71)	10	44-102	.301
118. Jim Haney, ORE (1979-83)	5	27-63	.300
119. Dick Kuchen, CAL (1979-85)	7	37-89	.294
120. George Bohler, ORE (1921-23)	3	10-26	.278
Jim Saia, USC (2005)	1	5-13	.278
122. Jay John, OSU (2003-08)	6	28-74	.275
123. Rich Fox, ID (1928-36)	9	35-97	.265
124. Todd Bozeman, CAL (1993-96)	4	14-40	.259
125. Bob Schermerhorn, ASU (1989)	1	2-6	.250
Bill Hunter, USC (1922)	1	1-3	.250
127. Eddie Payne, OSU (1995-00)	5	22-68	.244
128. Dick DiBiasi, STAN (1975-81)	7	27-87	.237
129. J.W. Stewart, MONT (1924-29)	6	12-41	.226
130. Ritchie McKay, OSU (2001-02)	2	8-28	.222
131. Caddy Works, UCLA (1922-39)	12	28-102	.215
132. Les Turner, USC (1923-27)	5	6-22	.214
Bob Greenwood, WSU (1972)	1	3-11	.214
134. Karl Schlademan, WSU (1927-28)	2	4-16	.200
135. George Dahlberg, MONT (1938)	1	3-17	.150
136. Paul Graham, WSU (2000-03)	4	9-63	.125
Guy Wicks, ID (1947)	2	4-28	.125
138. Wyking Jones, CAL (2018-)	1	2-16	.111
139. Ben Lindsey, ARIZ (1983)	1	1-17	.056
140. Russel Wilson, STAN (1918)	1	0-6	.000
Hugo Bezdek, ORE (1917)	1	0-8	.000
Kevin Mouton, OSU (2008)	1	0-12	.000

CAREER VICTORIES (Conference Games Only)

COACH, SCHOOL	YRS	W-L	PCT
1. Lute Olson, ARIZ (1984-07)	24	327-101	.764
2. John Wooden, UCLA (1949-75)	27	304-74	.810
3. Mike Montgomery, STAN/CAL (1986-04/09-14)	24	282-150	.653
4. Slats Gill, OSU (1929-1964)	31	276-241	.534
5. Hec Edmundson, WASH (1921-47)	27	266-146	.646
6. Jack Friel, WSU (1929-58)	30	232-257	.474
7. Ralph Miller, OSU (1971-89)	19	204-106	.658
8. Nibs Price, CAL (1925-54)	30	192-138	.582
9. Marv Harshman, WSU/WASH (1959-71/1972-85)	23	176-177	.499
10. Lorenzo Romar, WASH (2003-)	15	143-127	.530
11. George Raveling, WSU/USC (1973-83/1987-94)	19	140-178	.440
12. Sam Barry, USC (1930-41, 1946-50)	17	137-76	.643
13. Forrest Twogood, ID/USC (1937-41/1951-66)	21	135-168	.446
14. Howard Dallmar, STAN (1955-75)	21	132-160	.452
15. Ernie Kent, ORE/WSU (1998-2010/14-)	17	127-179	.415
16. Ben Howland, UCLA (2004-13)	10	121-58	.676
Sean Miller, ARIZ (2010-)	9	121-41	.747
18. Ben Braun, CAL (1997-08)	12	110-106	.509
19. Howard Hobson, ORE (1936-47)	11	108-77	.584
20. Jim Harrick, UCLA (1989-96)	8	107-37	.743
21. Bob Boyd, USC (1967-79)	13	106-80	.570
22. Tippy Dye, WASH (1951-59)	9	99-52	.656
23. Dana Altman, ORE (2011-)	8	95-49	.660
24. Steve Lavin, UCLA (1997-03)	7	80-46	.641
William Reinhart, ORE (1924-35)	12	80-80	.500
26. Herb Sendek, ASU (2007-15)	9	72-90	.444
27. Henry Bibby, USC (1996-05)	9	71-82	.464
28. Bill Frieder, ASU (1990-97)	8	67-77	.465
29. Don Monson, ORE (1984-92)	9	66-96	.407
Johnny Dawkins, STAN (2009-)	8	66-78	.458
31. Larry Krystkowiak, UTAH (2012-)	7	65-61	.516
32. Lou Campanelli, CAL (1986-92)	8	64-71	.474
Tad Boyle, COLO (2012-)	7	64-62	.508
34. Pete Newell, CAL (1955-60)	6	63-26	.708
Bob Bender, WASH (1994-02)	9	63-97	.394
36. Stan Morrison, USC (1980-86)	7	62-64	.492
37. Everett Dean, STAN (1939-51)	11	60-73	.451
38. Rob Evans, ASU (1999-06)	8	55-89	.382
Steve Alford, UCLA (2014-)	5	55-35	.611
40. John Bunn, STAN (1931-38)	8	52-46	.531
41. Charles Finley, ID (1948-54)	7	49-63	.438
42. Dick Harter, ORE (1972-78)	7	48-50	.490
Kelvin Sampson, WSU (1988-94)	7	48-78	.381
44. Walt Hazzard, UCLA (1985-88)	4	47-25	.653
Jim Anderson, OSU (1990-95)	6	47-61	.435
46. Ned Wulk, ASU (1958-82)	4	46-26	.639
47. Trent Johnson, STAN (2005-08)	4	45-27	.625
48. John Warren, ORE (1945-51)	5	44-39	.530
Steve Belko, ORE (1957-71)	10	44-102	.301
50. Paul Valenti, OSU (1965-70)	6	41-43	.488
51. Rene Herrerias, CAL (1961-68)	8	40-67	.374
52. Larry Farmer, UCLA (1982-84)	3	39-15	.722
Tim Floyd, USC (2006-09)	4	39-33	.542
Craig Robinson, OSU (2009-)	6	39-69	.361
55. Bill Borchert, ORE (1952-56)	5	38-42	.475
Jerry Green, ORE (1993-97)	5	38-52	.422
Fred Bohler, WSU (1909-26)	9	38-62	.380
58. Dick Kuchen, CAL (1979-85)	7	37-89	.294
59. Dave MacMillan, ID (1921-27)	6	36-21	.632
Andy Russo, WASH (1986-89)	4	36-36	.500
Andy Enfield, USC (2014-)	5	36-54	.400
62. Rich Fox, ID (1928-36)	9	35-97	.265
63. Bob Hager, OSU (1923-28)	6	34-27	.557
Wilbur Johns, UCLA (1940-48)	9	34-58	.370
65. Tony Bennett, WSU (2007-09)	3	32-22	.593
66. Kevin Eastman, WSU (1995-99)	5	31-59	.344
67. Earl Wright, CAL (1921-24)	4	30-15	.667
68. Gary Cunningham, UCLA (1978-79)	2	29-3	.906
Dick Edwards, CAL (1973-78)	6	29-55	.345
Kevin O'Neill, ARIZ/USC (2008/10-13)	5	29-47	.382
Ken Bone, WSU (2010-14)	5	29-61	.322
Cuonzo Martin, CAL (2015-)	3	29-25	.537
73. Fred Snowden, ARIZ (1973-82)	4	28-44	.389
Harlan Hodges, ID (1955-59)	5	28-52	.350
Caddy Works, UCLA (1922-39)	12	28-102	.215
Jay John, OSU (2003-08)	5	28-74	.275
77. Art McLarney, WASH (1948-50)	3	27-25	.519
Bob Weinbauer, ASU (1983-85)	3	27-27	.500
Jim Haney, ORE (1979-1983)	5	27-63	.300
Dick DiBiaso, STAN (1975-81)	7	27-87	.237
81. Larry Brown, UCLA (1980-81)	2	25-11	.694
Tom Davis, STAN (1982-86)	4	25-47	.347
Wayne Tinkle, OSU (2015-)	4	25-47	.347
84. Mac Duckworth, WASH (1964-68)	5	24-47	.338
85. Gene Bartow, UCLA (1976-77)	2	23-5	.821
Jim Padgett, CAL (1969-72)	4	23-33	.411
Steve Patterson, ASU (1986-89)	4	23-41	.359
Len Stevens, WSU (1984-87)	4	23-49	.319
89. Lynn Nance, WASH (1990-93)	4	22-47	.319
Eddie Payne, OSU (1995-99)	5	22-68	.244
91. J.A. Brown, ID (1943-46)	4	21-46	.313
92. Bobby Hurley, ASU (2016-)	3	20-34	.370
93. Tex Winter, WASH (1969-71)	3	19-23	.452
John Grayson, WASH (1960-63)	4	19-28	.404
95. Dick Bennett, WSU (2004-06)	3	18-36	.333
96. Jerod Haase, STAN (2017-)	2	17-19	.472
97. Todd Bozeman, CAL (1993-96)	4	14-40	.259
98. Andy Kerr, STAN (1923-26)	4	12-13	.480
R.B. Rutherford, OSU (1921-22)	2	12-16	.429
Husky Hunt, STAN (1927-30)	4	12-20	.375
J.W. Stewart, MONT (1924-29)	6	12-41	.226
102. Dean Walker, ORE (1919)	1	11-3	.786
Robert Burnett, STAN (1952-54)	3	11-25	.306
104. Leo Calland, USC (1928-29)	2	10-10	.500
George Bohler, ORE (1921-23)	3	10-26	.278
Mike Hopkins, WASH (2018-)	1	10-8	.556
107. Russ Pennell, ARIZ (2009)	1	9-9	.500
Bob Evans, STAN (1919-20)	2	9-3	.750
John Davidson, WASH (1916-17)	2	9-11	.450
Charlie Parker, USC (1995-96)	2	9-18	.333
Paul Graham, WSU (2000-03)	4	9-63	.125
112. Walter Powell, STAN (1921)	1	8-3	.727
Don Newman, ASU (1998)	1	8-10	.444
Bill Hargiss, OSU (1919-1920)	2	8-16	.333
Ritchie McKay, OSU (2001-02)	2	8-28	.222
116. Ernie Holbrook, USC (1943-44)	2	7-2	.778
Julie Bestos, USC (1942)	1	7-5	.583
Everett May, OSU (1917)	1	7-6	.538
William Hollender, CAL (1919-20)	2	7-7	.500
Bob Cantu, USC (2013)	2	7-7	.500
121. Les Turner, USC (1923-1927)	5	6-22	.214
122. Ben Cherrington, CAL (1917)	1	5-1	.833
(n/a) Kilduff, CAL (1916)	1	5-3	.625
E.J. Stewart, OSU (1916)	1	5-3	.625
Leonard Allison, WASH (1920)	1	5-7	.417
Claude Hunt, WASH (1919)	1	5-7	.417
Sly Huntington, ORE (1920)	1	5-8	.385
Jim Saia, USC (2005)	1	5-13	.278
129. Gene VanGent, STAN (1922)	1	4-6	.400
Karl Schlademan, WSU (1927-28)	2	4-16	.200
Guy Wicks, ID (1947)	2	4-28	.125
132. Jim Rosborough, ARIZ (2001)	1	3-1	.750
Bobby Muth, USC (1944-45)	2	3-6	.333
Bob Greenwood, WSU	1	3-11	.214
George Dahlberg, MONT (1938)	1	3-17	.150
136. Bob Schermerhorn, ASU (1989)	1	2-6	.250
Wyking Jones, CAL (2018-)	1	2-16	.111
138. Bill Hunter, USC (1922)	1	1-3	.250
Ben Lindsey, ARIZ (1983)	1	1-17	.056
140. Russell Wilson, STAN (1918)	1	0-6	.000
Hugo Bezdek, ORE (1917)	1	0-8	.000
Kevin Mouton, OSU (2008)	1	0-12	.000

Coaching records include all regular season and divisional and conference play-off games, but do not reflect forfeits. Active coaches are bold.

1915-16

- F Adolph Siebets, OSU
- F Jack Davidson, WASH
- C Dan Foster, CAL
- G P.A. Embury, CAL
- G Ira Mix, OSU

1916-17

- F Adolph Siebets, OSU
- F Ivan Price, WSU
- C George Hjelte, CAL
- G Roy Bohler, WSU
- G Steve Staatz, WASH

1917-18

No Conference competition.

1918-19

- F Ed Durno, ORE
- F McClellan Rockey, WSU
- C Henry Anderson, CAL
- G Hal Chapman, ORE
- G Irving Cook, WASH

1919-20

- F Ed Durno, ORE
- F McClellan Rockey, WSU
- C C.E. Righter, STAN
- G Arthur Eggleston, CAL
- G Irving Cook, WASH

1920-21

- F Ed Durno, ORE
- F C.E. Righter, STAN
- C Henry Sielk, WASH
- G Arthur Eggleston, CAL
- G Fred Adams, STAN

1921-22

- F John Talt, CAL
- F Al Fox, IDA
- C Marshall Hjelte, OSU
- G Jimmy Bryan, WASH
- G Amory Gill, OSU

1922-23

- F Al Fox, IDA
- F John Talt, CAL
- C Hugh Latham, ORE
- G Harold Telford, IDA
- G J.R. Crawford, WASH

1923-24

- F Amory Gill, OSU
- F John Talt, CAL
- C Hugh Latham, ORE
- G Aubrey Kincaid, CAL
- G Dick Welts, WASH

1924-25

- F Bob Hesketh, WASH
- F Harold Ridings, OSU
- C Bill Higgins, CAL
- G Carlos Steele, OSU
- G Algot Westergren, ORE

1925-26

- F Albert Schuss, WASH
- F Jerry Gunther, ORE
- C Bill Higgins, CAL
- G George Dixon, CAL
- G Algot Westergren, ORE

1926-27

- F Francis Watson, CAL
- F Morris Badgro, USC
- C Roy Okerberg, ORE
- G George Dixon, CAL
- G Algot Westergren, ORE

1927-28

- F Monty Snider, WASH
- F Jesse Mortenson, USC
- C Jack Bruner, USC
- G Alfred James, WASH
- G Rufus Gregory, CAL

1928-29

- F Vern Corbin, CAL
- F Frank McMillan, IDA
- C Harold McClary, WASH
- G Harlow Rothert, STAN
- G Joel Coffield, CAL

1929-30

- F Kent Pursel, CAL
- F Henry Swanson, WASH
- C Jesse Mortenson, USC
- G John Lehnert, USC
- G Art McLarney, WSU

1930-31

- F Richard Linthicum, UCLA
- F Henry Swanson, WASH
- C Wilbur Caldwell, USC
- G Ralph Cairney, WASH
- G Joel Coffield, CAL

1931-32

- F Joe Kintana, CAL
- F Jerry Nemer, USC
- C Huntley Gordon, WSU
- G Ralph Cairney, WASH
- G Carl Vendt, CAL

1932-33

- F Jerry Nemer, USC
- F Hal Eifert, CAL
- C Ed Lewis, OSU
- G Julie Bescos, USC
- G Hal Lee, WASH

1933-34

- F Bob Galer, WASH
- F Hal Eifert, CAL
- C Lee Guttero, USC
- G Hal Lee, WASH
- G Julie Bescos, USC

1934-35

- F Jack Hupp, USC
- F Bob Galer, WASH
- C Lee Guttero, USC
- G George Hibbard, OSU
- G Bryan Moore, STAN

1935-36

- F Hank Luisetti, STAN
- F Wally Palmberg, OSU
- C Ralph Bishop, WASH
- G Bob Egge, WASH
- G Eddie Oram, USC

1936-37

- F Hank Luisetti, STAN
- F Ed Loverich, WASH
- C Ivar Nelson, WSU
- G Eddie Oram, USC
- G Bryan Moore, STAN

1937-38

- F Hank Luisetti, STAN
- F Lauren Gale, ORE
- C Art Stoeffen, STAN
- G Jack Calderwood, STAN
- G Wally Johansen, ORE

1938-39

- F Lauren Gale, ORE
- F Ralph Vaughn, USC
- C Urgel Wintermute, ORE
- G George Ziegenfuss, WASH
- G Dale Sears, USC

1939-40

- F Ralph Vaughn, USC
- F John Dick, ORE
- C Dale Sears, USC
- G Tom McGarvin, USC
- G Al Hunter, OSU

1940-41

- F Vic Townsend, ORE
- F Don Burness, STAN
- C Paul Lindeman, WSU
- G Ray Sundquist, WSU
- G Jen Davidson, STAN

1941-42

- F Bob Ormsby, USC
- F Ray Turner, IDA
- C John Mandic, OSU
- G Bill Cowden, STAN
- G Jim Pollard, STAN

1942-43

- F Gale Bishop, WSU
- F Gene Rock, USC
- C Chuck Gilmer, WASH
- G Jim Seminoff, USC
- G Bill Morris, WASH

1943-44

- North**
- F Al Akins, WASH
- F Perry Nelson, WASH
- C Jack Nichols, WASH
- G Bill Morris, WASH
- G Bill Taylor, WASH

South

- F Dick West, UCLA
- F John Higgins, CAL
- C Bob Howard, USC
- G Wayne Hooper, CAL
- G Bill Rankin, UCLA

1944-45

- North**
- F Dick Wilkins, ORE
- F Ephraim Rocha, OSU
- C Vince Hanson, WSU
- G Bob Hamilton, ORE
- G Bob Jorgenson, WASH

South

- F Gus Mota, CAL
- F Bill Rankin, UCLA
- C Jack Nichols, USC
- G Bill Putnam, UCLA
- G Bob Graham, USC

1945-46

- North**
- F Fred Quinn, IDA
- F Gale Bishop, WSU
- C Ephraim Rocha, OSU
- G Dick Wilkins, ORE
- G Norm Dalthorp, WASH

South

- F Merv Lafaille, CAL
- F Andy Wolfe, CAL
- C Jack Nichols, USC
- G Chuck Clustka, UCLA
- G Bob Hogeboom, CAL

1946-47

- North**
- F Bob Sheridan, WSU
- F Jack Nichols, WASH
- C Ephraim Rocha, OSU
- G Lew Beck, OSU
- G Stan Williamson, ORE

South

- F Jack Rocker, CAL
- F Andy Wolfe, CAL
- C Don Barksdale, UCLA
- G Dave Minor, UCLA
- G John Higgins, STAN

1947-48

- North**
- F Sammy White, WASH
- F Jack Nichols, WASH
- C Vince Hanson, WSU
- G Cliff Crandall, OSU
- G Preston Brimhall, IDA
- G Stan Williamson, ORE

South

- F Chuck Hanger, CAL
- F John Stanich, UCLA
- F John Higgins, STAN
- C Alex Hannum, USC
- G Andy Wolfe, CAL
- G Dave Minor, UCLA

1948-49

- North**
- F Ed Gayda, WSU
- F Sammy White, WASH
- C Roger Wiley, ORE
- G Cliff Crandall, OSU
- G Preston Brimhall, IDA

South

- F Bill Sharman, USC
- F Alan Sawyer, UCLA
- C Bill Hagler, CAL
- G George Stanich, UCLA
- G Dave Davidson, STAN

1949-50

- North**
- F Will Urban, ORE
- F Ed Gayda, WSU
- C Gene Conley, WSU
- G Lou Soriano, WASH
- G Bob Pritchett, IDA

South

- F Bill Sharman, USC
- F George Yardley, STAN
- C Carl Kraushaar, UCLA
- G George Stanich, UCLA
- G Bob Matheny, CAL

1950-51

- North**
- F Frank Guisness, WASH
- F Bob Peterson, ORE
- C Bob Houbregs, WASH
- G Bob Gambold, WSU
- G Bob Payne, OSU

South

- F Dick Ridgway, UCLA
- F Bill Hagler, CAL
- C Jim Ramstead, STAN
- G Tom Riach, USC
- G Eddie Sheldrake, UCLA

1951-52

- North**
- F Frank Guisness, WASH
- F Hartly Kruger, IDA
- C Bob Houbregs, WASH
- G Ken Hunt, ORE
- G Danny Johnston, OSU

South

- F Ron Tomsic, STAN
- F Ken Flower, USC
- C Bob McKeen, CAL
- G Jim Doan, CAL
- G Jim Walsh, STAN

1952-53

- North**
- F Chet Noe, ORE
- F Doug McClary, WASH
- C Bob Houbregs, WASH
- G Joe Cipriano, WASH
- G Ken Wegner, ORE

South

- F Ken Flower, USC
- F John Ricksen, CAL
- C Bob McKeen, CAL
- G Bob Matheny, CAL
- G Ron Tomsic, STAN

1953-54

- North**
- F Ron Bennink, WSU
- F Dean Parsons, WASH
- C Swede Halbrook, OSU
- G Cecil Holland, ORE
- G Bob Garrison, IDA

South

- F Roy Irvin, USC
- F Bob McKeen, CAL
- C Russ Lawler, STAN
- G Ron Livingston, UCLA
- G Don Bragg, UCLA

1954-55

- North**
- F Dean Parsons, WASH
- F Jim Loscutt, ORE
- C Swede Halbrook, OSU
- G Ron Bennink, WSU
- G Harlan Melton, IDA

South

- F John Moore, UCLA
- F Don Bragg, UCLA
- F Willie Naulls, UCLA
- C Bob McKeen, CAL
- G Ron Tomsic, STAN
- G Dick Welsh, USC

1955-56

- F Willie Naulls, UCLA
- F Larry Beck, WSU
- C Bruno Boin, WASH
- G Morris Taft, UCLA
- G George Selleck, STAN

1956-57

- F Larry Friend, CAL
- F Dave Gambee, OSU
- C Doug Smart, WASH
- G Larry Beck, WSU
- G Danny Rogers, USC

1957-58

F Dave Gambee, OSU
 F Doug Smart, WASH
 C Don McIntosh, CAL
 G Charlie Franklin, ORE
 G Gary Simmons, IDA

1958-59

F Doug Smart, WASH
 F John Werhas, USC
 F Walt Torrence, UCLA
 C Darrall Imhoff, CAL
 G Denny Fitzpatrick, CAL
 G Paul Neumann, STAN
 G Lee Harman, OSU

1959-60

F Bill Hanson, So., WASH
 F Bill McClintock, Jr., CA
 C Darrall Imhoff, Sr., CAL
 G John Arrillaga, Sr., STAN
 G Earl Schultz, Jr., CAL

1960-61

F Bill Hanson, Jr., WASH
 F Bill McClintock, Sr., CAL
 C John Rudometkin, Jr., USC
 G Gary Cunningham, Jr., UCLA
 G Chris Appel, Jr., USC

1961-62

F John Windsor, Sr., STAN
 F John Rudometkin, Sr., USC
 C Bill Hanson, Sr., WASH
 G John Green, Sr., UCLA
 G Chris Appel, Sr., USC

1962-63

F Gordon Martin, Sr., USC
 F Ed Correll, Sr., WASH
 C Tom Dose, Jr., STAN
 G Walt Hazzard, Jr., UCLA
 G Don Clemetson, Sr., STAN

1963-64

F Jack Hirsch, Sr., UCLA
 F Allen Young, Jr., USC
 C Tom Dose, Sr., STAN
 G Gail Goodrich, Jr., UCLA
 G Walt Hazzard, Sr., UCLA

1964-65

F Keith Erickson, Sr., UCLA
 F Bob Bedell, Jr., STAN
 C John Block, Jr., USC
 G Gail Goodrich, Sr., UCLA
 G Jim Jarvis, Sr., OSU

1965-66

F Charlie White, Sr., OSU
 F Mike Lynn, Jr., UCLA
 C John Block, Sr., USC
 G Jim Barnett, Sr., ORE
 G Art Harris, So., STAN

1966-67

F Jim McKean, Jr., WSU
 F Bill Hewitt, Jr., USC
 C Lew Alcindor, So., UCLA
 G Russ Critchfield, Jr., CAL
 G Lucius Allen, So., UCLA

1967-68

F Bill Hewitt, Sr., USC
 F Jim McKean, Sr., WSU
 C Lew Alcindor, Jr., UCLA
 G Russ Critchfield, Sr., CAL
 G Mike Warren, Sr., UCLA

1968-69

F Curtis Rowe, So., UCLA
 F Ted Wierman, Sr., WSU
 C Lew Alcindor, Sr., UCLA
 G Mack Calvin, Sr., USC
 G Charlie Johnson, So., CAL

1969-70

F Sidney Wicks, Jr., UCLA
 F George Irvine, Sr., WASH
 C Stan Love, Jr., ORE
 G Rick Erickson, Sr., WSU
 G Paul Westphal, So., USC

1970-71

F Sidney Wicks, Sr., UCLA
 F Curtis Rowe, Sr., UCLA
 C Stan Love, Sr., ORE
 G Paul Westphal, So., USC
 G Phil Chenier, Jr., CAL

1971-72

F Ansley Truitt, Sr., CAL
 F Ron Riley, Sr., USC
 F Steve Hawes, Sr., WASH
 C Bill Walton, So., UCLA
 G Freddie Boyd, Sr., OSU
 G Claude Terry, Sr., STAN

1972-73

F Keith Wilkes, Jr., UCLA
 C Rich Kelley, So., STAN
 C Bill Walton, Jr., UCLA
 G Ron Lee, Fr., ORE
 G Louie Nelson, Sr., WASH

1973-74

F Keith Wilkes, Sr., UCLA
 C Bill Walton, Sr., UCLA
 C Rich Kelley, Jr., STAN
 G Ron Lee, So., ORE
 G Dan Anderson, Sr., USC

1974-75

F Dave Meyers, Sr., UCLA
 F Lonnie Shelton, So., OSU
 C Rich Kelley, Sr., STAN
 G Gus Williams, Sr., USC
 G Ron Lee, Jr., ORE

1975-76

F Marques Johnson, Jr., UCLA
 F Greg Ballard, Jr., ORE
 F Richard Washington, Jr., UCLA
 C James Edwards, Jr., WASH
 G *Ron Lee, Sr., ORE

1976-77

F *Marques Johnson, Sr., UCLA
 F Greg Ballard, Sr., ORE
 F David Greenwood, So., UCLA
 C James Edwards, Sr., WASH
 G Mike Bratz, Sr., STAN
 G Rocky Smith, Sr., OSU

1977-78

First Team
 F *David Greenwood, Jr., UCLA
 F Rickey Lee, Sr., OSU
 C Cliff Robinson, Fr., USC
 G Raymond Townsend, Sr., UCLA
 G Roy Hamilton, Jr., UCLA

Second Team
 F Kimberly Belton, So., STAN
 F Donald Collins, So., WSU
 C James Donaldson, Jr., WSU
 G Gene Ransom, Jr., CAL
 G Don Carfino, So., USC

1978-79

First Team
 F *David Greenwood, Sr., UCLA
 C Steve Johnson, So., OSU
 C Cliff Robinson, So., USC
 C Larry Demic, Sr., ARIZ
 G Brad Holland, Sr., UCLA
 G Roy Hamilton, Sr., UCLA

Second Team
 F Don Collins, Jr., WSU
 G Joe Nehls, Jr., ARIZ
 G Wolfe Perry, Sr., STAN
 F Kimberly Belton, Jr., STAN
 F Purvis Miller, So., USC
 F Kiki Vandeweghe, Jr., UCLA

1979-80

F *Don Collins, Sr., WSU
 F Kurt Nimphius, Sr., ASU
 F Kiki Vandeweghe, Sr., UCLA
 F Kimberly Belton, Sr., STAN
 F Doug True, Sr., CAL
 C Steve Johnson, Jr., OSU
 G Ray Blume, Jr., OSU
 G Don Carfino, Sr., USC
 G Bryan Rison, Sr., WSU
 G Joe Nehls, Sr., ARIZ

1980-81

F Ron Davis, Sr., ARIZ
 F Mike Sanders, Jr., UCLA
 F Andra Griffin, Sr., WASH
 F Sam Williams, Sr., ASU
 F Maurice Williams, Jr., USC
 C *Steve Johnson, Sr., OSU
 C Alton Lister, Sr., ASU
 G Ray Blume, Sr., OSU
 G Rod Foster, So., UCLA
 G Mark Radford, Sr., OSU
 G Lafayette Lever, Jr., ASU

1981-82

F Kenny Fields, So., UCLA
 F Mike Sanders, Sr., UCLA
 F Dan Caldwell, Sr., WASH
 F Maurice Williams, Sr., USC
 C Mark McNamara, Sr., CAL
 C Charlie Sitton, So., OSU
 C John Revelli, So., STAN
 G *Lester Conner, Sr., OSU
 G Dwight Anderson, Sr., USC
 G Lafayette Lever, Sr., ASU

1982-83

F *Kenny Fields, Jr., UCLA
 F Steve Harriel, Sr., WSU
 F A.C. Green, So., OSU
 F Paul Williams, Sr., ASU
 C Charlie Sitton, Jr., OSU
 C Blair Rasmussen, So., ORE
 G Byron Scott, Jr., ASU
 G Rod Foster, Sr., UCLA
 G Jacque Hill, Sr., USC
 G Keith Jones, Jr., STAN

1983-84

F *A.C. Green, Jr., OSU
 F Dettlef Schrempf, Jr., WASH
 F Charlie Sitton, Sr., OSU
 F Kenny Fields, Sr., UCLA
 F Wayne Carlander, Jr., USC
 C Blair Rasmussen, Jr., ORE
 C Pete Williams, Jr., ARIZ
 G Keith Jones, Sr., STAN
 G Chris Beasley, Sr., ASU
 G Ralph Jackson, Sr., UCLA

1984-85

F *Wayne Carlander, Sr., USC
 F A.C. Green, Sr., OSU
 F Dettlef Schrempf, Sr., WASH
 F Eddie Smith, Sr., ARIZ
 C Pete Williams, Sr., ARIZ
 C Blair Rasmussen, Sr., ORE
 C Chris Welp, So., WASH
 G Nigel Miguel, Sr., UCLA
 G Keith Morrison, Jr., WSU

1985-86

F Derrick Dowell, Jr., USC
 F Paul Fortier, Sr., WASH
 F Reggie Miller, Jr., UCLA
 C Jerry Adams, Sr., ORE
 C Jose Ortiz, Jr., OSU
 C *Chris Welp, Jr., WASH
 G Kevin Johnson, Jr., CAL
 G Steve Kerr, Jr., ARIZ
 G Todd Lichti, Fr., STAN
 G Keith Morrison, Sr., WSU

1986-87

F Derrick Dowell, Sr., USC
 F Sean Elliott, So., ARIZ
 F Todd Lichti, So., STAN
 F Reggie Miller, Sr., UCLA
 F Phil Zevenbergen, Sr., WASH
 C *Jose Ortiz, Sr., OSU
 C Chris Welp, Sr., WASH
 G Steve Beck, Sr., ASU
 G Kevin Johnson, Sr., CAL
 G Pooh Richardson, So., UCLA
 G Anthony Taylor, Jr., ORE

1987-88

F Anthony Cook, Jr., ARIZ
 F *Sean Elliott, Jr., ARIZ
 F Trevor Wilson, So., UCLA
 F Howard Wright, Jr., STAN
 G Steve Kerr, Sr., ARIZ
 G Todd Lichti, Jr., STAN
 G Gary Payton, So., OSU
 G Eldridge Recasner, So., WASH
 G Pooh Richardson, Jr., UCLA
 G Anthony Taylor, Sr., ORE

1988-89

F Anthony Cook, Sr., ARIZ
 F Trent Edwards, Sr., ASU
 F *Sean Elliott, Sr., ARIZ
 F Trevor Wilson, Jr., UCLA
 F Howard Wright, Sr., STAN
 C Leonard Taylor, Sr., CAL
 G Todd Lichti, Sr., STAN
 G Gary Payton, Jr., OSU
 G Eldridge Recasner, Jr., WASH
 G Pooh Richardson, Sr., UCLA

1989-90

F Jud Buechler, Sr., ARIZ
 F Brian Hendrick, Fr., CAL
 F Adam Keefe, So., STAN
 F Don MacLean, So., UCLA
 F Trevor Wilson, Sr., UCLA
 G *Gary Payton, Sr., OSU
 G Terrell Brandon, So., ORE
 G Harold Miner, Fr., USC
 G Eldridge Recasner, Sr., WASH
 G Keith Smith, Sr., CAL

1990-91

F Teo Alibegovic, Sr., OSU
 F Don MacLean, Jr., UCLA
 F Tracy Murray, So., UCLA
 F Brian Williams, Jr., ARIZ
 C Isaac Austin, Sr., ASU
 C Ronnie Coleman, Sr., USC
 C Brian Hendrick, So., CAL
 C Adam Keefe, Jr., STAN
 G *Terrell Brandon, Jr., ORE
 G Harold Miner, So., USC

1991-92

F Brian Hendrick, Jr., CAL
 F Adam Keefe, Sr., STAN
 F Don MacLean, Sr., UCLA
 F Chris Mills, Jr., ARIZ
 F Tracy Murray, Jr., UCLA
 C Scott Haskin, Jr., OSU
 C Sean Rooks, Sr., ARIZ
 G Duane Cooper, Sr., USC
 G Terrence Lewis, Sr., WSU
 G *Harold Miner, Jr., USC

1992-93

F *Chris Mills, Sr., ARIZ
 F Lamond Murray, So., CAL
 F Ed O'Bannon, So., UCLA
 C Scott Haskin, Sr., OSU
 C Rich Manning, Sr., WASH
 G Tyus Edney, So., UCLA
 G Jason Kidd, Fr., CAL
 G Bennie Seltzer, Sr., WSU
 G Stevin Smith, Jr., ASU
 G Damon Stoudamire, So., ARIZ

1993-94

F Mario Bennett, So., ASU
 F Lamond Murray, Jr., CAL
 F Ed O'Bannon, Jr., UCLA
 F Lorenzo Orr, Jr., USC
 G Tyus Edney, Jr., UCLA
 G *Jason Kidd, So., CAL
 G Khalid Reeves, Sr., ARIZ
 G Stevin Smith, Sr., ASU
 G Damon Stoudamire, Jr., ARIZ
 G Orlando Williams, Jr., ORE

1994-95

F Brent Barry, Sr., OSU
 F Mario Bennett, Sr., ASU
 G Dion Cross, Jr., STAN
 G Tyus Edney, Sr., UCLA
 F Mark Hendrickson, Jr., WSU
 G Brevin Knight, So., STAN
 F *Ed O'Bannon, Sr., UCLA
 F Ray Owes, Sr., ARIZ
 G *Damon Stoudamire, Sr., ARIZ
 G Orlando Williams, Sr., ORE

1995-96

F *Shareef Abdur-Rahim, Fr., CAL
 F Toby Bailey, So., UCLA
 G Dion Cross, Sr., STAN
 F Ben Davis, Sr., ARIZ
 G Isaac Fontaine, Jr., WSU
 F Reggie Geary, Sr., ARIZ
 F J.R. Henderson, So., UCLA
 F Mark Hendrickson, Sr., WSU
 G Brevin Knight, Jr., STAN
 F Charles O'Bannon, Jr., UCLA
 F Mark Sanford, So., WASH

1996-97

- G Toby Bailey, Jr., UCLA
- G Stais Boseman, Sr., USC
- F Michael Dickerson, Jr., ARIZ
- G Isaac Fontaine, Sr., WSU
- G *Ed Gray, Sr., CAL
- G Brevin Knight, Sr., STAN
- C Jelani McCoy, So., UCLA
- F Charles O'Bannon, Sr., UCLA
- F Mark Sanford, Jr., WASH
- G Jeremy Veal, Jr., ASU
- G Kenya Wilkins, Sr., ORE

1997-98

- G Toby Bailey, Sr., UCLA
- G *Mike Bibby, So., ARIZ
- F Carlos Daniel, Sr., WSU
- F Michael Dickerson, Sr., ARIZ
- F J.R. Henderson, Sr., UCLA
- C Todd MacCulloch, Jr., WASH
- G Miles Simon, Sr., ARIZ
- G Jeremy Veal, Sr., ASU
- G Kris Weems, Jr., STAN
- C Tim Young, Jr., STAN

1998-99

- F Mike Batiste, Sr., ASU
- F A.J. Bramlett, Sr., ARIZ
- G Baron Davis, So., UCLA
- G Eddie House, Jr., ASU
- F Bobby Lazor, Sr., ASU
- G Arthur Lee, Sr., STAN
- C Todd MacCulloch, Sr., WASH
- F Mark Madson, Jr., STAN
- G Deaundra Tanner, So., OSU
- G *Jason Terry, Sr., ARIZ

1999-00

- G Jason Gardner, Fr., ARIZ
- G *Eddie House, Sr., ASU
- F Casey Jacobsen, Fr., STAN
- F Jason Kapono, Fr., UCLA
- F Sean Lampley, Jr., CAL
- F Mark Madsen, Sr., STAN
- F Brian Scalabrine, Jr., USC
- G Alex Scales, Sr., ORE
- C Loren Woods, Jr., ARIZ
- F Michael Wright, So., ARIZ

2000-01

- G Gilbert Arenas, So., ARIZ
- F Bryan Bracey, Sr., ORE
- F Sam Clancy, Jr., USC
- F Jarron Collins, Sr., STAN
- C Jason Collins, Jr., STAN
- G/F Casey Jacobsen, So., STAN
- F Jason Kapono, So., UCLA
- F *Sean Lampley, Sr., CAL
- G Earl Watson, Sr., UCLA
- F Michael Wright, Jr., ARIZ

2001-02

- C Curtis Borchardt, Jr., STAN
- F *Sam Clancy, Sr., USC
- G Jason Gardner, Jr., ARIZ
- G/F Casey Jacobsen, Jr., STAN
- G Frederick Jones, Sr., ORE
- F Jason Kapono, Jr., UCLA
- F/C Chad Prewitt, Sr., ASU
- G Luke Ridnour, So., ORE
- F Luke Walton, Jr., ARIZ
- F Doug Wrenn, So., WASH

2002-03

- G Julius Barnes, Sr., STAN
- C Ike Diogu, Fr., ASU
- G Jason Gardner, Sr., ARIZ
- F Luke Jackson, Jr., ORE
- F Jason Kapono, Sr., UCLA
- F Philip Ricci, Sr., OSU
- G *Luke Ridnour, Jr., ORE
- F Joe Shipp, Sr., CAL
- F Amit Tamir, So., CAL
- F Luke Walton, Sr., ARIZ

2003-04

- G/F *Josh Childress, Jr., STAN
- F/C Ike Diogu, So., ASU
- G Desmond Farmer, Sr., USC
- C Channing Frye, Jr., ARIZ
- G Chris Hernandez, So., STAN
- F Andre Iguodala, So., ARIZ
- F Luke Jackson, Sr., ORE
- F David Lucas, Jr., OSU
- F Leon Powe, Fr., CAL
- G Nate Robinson, So., WASH

2004-05

- F/C *Ike Diogu, Jr., ASU
- C Channing Frye, Sr., ARIZ
- G Dan Grunfeld, Jr., STAN
- G Chris Hernandez, Jr., STAN
- G Thomas Kelati, Jr., WSU
- F David Lucas, Sr., OSU
- G Nate Robinson, Jr., WASH
- G Tre Simmons, Sr., WASH
- G Salim Stoudamire, Sr., ARIZ
- G/F Dijon Thompson, Sr., UCLA

2005-06

- G Hassan Adams, Sr., ARIZ
- G Arron Afflalo, So., UCLA
- G Jordan Farmar, So., UCLA
- F Matt Haryasz, Sr., STAN
- G Chris Hernandez, Sr., STAN
- F Leon Powe, So., CAL
- G Gabe Pruitt, So., USC
- G *Brandon Roy, Sr., WASH
- G Ayinde Ubaka, Jr., CAL
- G/F Nick Young, So., USC

2006-07

- G *Arron Afflalo, Jr., UCLA
- F Jon Brockman, So., WASH
- G Aaron Brooks, Sr., ORE
- G Darren Collison, So., UCLA
- F Lawrence Hill, So., STAN
- G Derrick Low, Jr., WSU
- G Kyle Weaver, Jr., WSU
- F Marcus Williams, So., ARIZ
- G/F Nick Young, Jr., USC

2007-08

- First Team**
- F Ryan Anderson, So., CAL
- G James Harden, Fr., ASU
- F Brook Lopez, So., STAN
- C *Kevin Love, Fr., UCLA
- G O.J. Mayo, Fr., USC
- Second Team**
- G Jerryd Bayless, Fr., ARIZ
- F Jon Brockman, Jr., WASH
- G Darren Collison, Jr., UCLA
- F Maarty Leunen, Sr., ORE
- G Kyle Weaver, Sr., WSU
- Third Team**
- F Chase Budinger, So., ARIZ
- F Taj Gibson, So., USC
- G Derrick Low, Sr., WSU
- F Jeff Pendergraph, Jr., ASU
- G Russell Westbrook, So., UCLA

2008-09

- First Team**
- F Jon Brockman, Sr., WASH
- F Chase Budinger, Jr., ARIZ
- G Patrick Christopher, Jr., CAL
- G Darren Collison, Sr., UCLA
- G Justin Dentmon, Sr., WASH
- G *James Harden, So., ASU
- F Jordan Hill, Jr., ARIZ
- F Jeff Pendergraph, Sr., ASU
- G Jerome Randle, Jr., CAL
- G Taylor Rochestie, Sr., WSU
- Second Team**
- F Taj Gibson, Jr., USC
- G Daniel Hackett, Jr., USC
- G/F Josh Shipp, Sr., UCLA
- G Isaiah Thomas, Fr., WASH
- G Nic Wise, Jr., ARIZ

2009-10

- First Team**
- G Ty Abbott, Jr., ASU
- G Patrick Christopher, Sr., CAL
- F Landry Fields, Sr., STAN
- F Quincy Pondexter, Sr., WASH
- G *Jerome Randle, Sr., CAL
- G Michael Roll, Sr., UCLA
- G Isaiah Thomas, So., WASH
- G Clay Thompson, So., WSU
- F Derrick Williams, Fr., ARIZ
- G Nic Wise, Sr., ARIZ
- Second Team**
- F Jamal Boykin, Sr., CAL
- F Jeremy Green, So., STAN
- G Calvin Haynes, Jr., OSU
- F Theo Robertson, Sr., CAL
- F Nikola Vucevic, So., USC

2010-11

- First Team**
- F Matthew Bryan-Amaning, Sr., WASH
- G Jeremy Green, Jr., STAN
- G Jorge Gutierrez, Jr., CAL
- F Tyler Honeycutt, So., UCLA
- G Malcolm Lee, Jr., UCLA
- F Reeves Nelson, So., UCLA
- G Isaiah Thomas, Jr., WASH
- G Clay Thompson, Jr., WSU
- F Nikola Vucevic, Jr., USC
- F *Derrick Williams, So., ARIZ
- Second Team**
- F DeAngelo Casto, Jr., WSU
- F Joevan Catron, Sr., ORE
- G Jared Cunningham, So., OSU
- F Harper Kamp, Jr., CAL
- G Trent Lockett, So., ASU

2011-12

- First Team**
- G Allen Crabbe, So., CAL
- G Jared Cunningham, Jr., OSU
- G Kyle Fogg, Sr., ARIZ
- G *Jorge Gutierrez, Sr., CAL
- F Solomon Hill, Jr., ARIZ
- G Devoe Joseph, Sr., ORE
- F Brock Motum, Jr., WSU
- F André Roberson, So., COLO
- G Terence Ross, So., WASH
- G Tony Wroten, Fr., WASH
- Second Team**
- G Carlton Brown, Sr., COLO
- G Lazerick Jones, Sr., UCLA
- F Harper Kamp, Sr., CAL
- F Josh Owens, Sr., STAN
- F E.J. Singler, Jr., ORE

2012-13

- First Team**
- G Jahii Carson, Fr., ASU
- G *Allen Crabbe, Jr., CAL
- G Spencer Dinwiddie, So., COLO
- G Larry Drew II, Sr., UCLA
- F Solomon Hill, Sr., ARIZ
- G Mark Lyons, Sr., ARIZ
- G/F Shabazz Muhammad, Fr., UCLA
- F Dwight Powell, Jr., STAN
- F André Roberson, Jr., COLO
- G E.J. Singler, Sr., ORE
- Second Team**
- G Kyle Anderson, Fr., UCLA
- G Justin Cobbs, Jr., CAL
- G/F Carrick Felix, Sr., ASU
- F Brock Motum, Sr., WSU
- G C.J. Wilcox, Jr., WASH

2013-14

- First Team**
- G Jordan Adams, So., UCLA
- G Kyle Anderson, So., UCLA
- G Jahii Carson, So., ASU
- G Justin Cobbs, Sr., CAL
- F Aaron Gordon, Fr., ARIZ
- G *Nick Johnson, Jr., ARIZ
- F Dwight Powell, Sr., STAN
- G Chasson Randle, Jr., STAN
- F Josh Scott, So., COLO
- G Delon Wright, Jr., UTAH
- Second Team**
- C Jordan Bachynski, Sr., ASU
- G T.J. McConnell, Jr., ARIZ
- G Roberto Nelson, Sr., OSU
- G C.J. Wilcox, Sr., WASH
- G Joe Young, Jr., ORE

2014-15

- First Team**
- F Rondae Hollis-Jefferson, So., ARIZ
- F Stanley Johnson, Fr., ARIZ
- G DeVonté Lacy, Sr., WSU
- G T.J. McConnell, Sr., ARIZ
- G Gary Payton II, Jr., OSU
- G Norman Powell, Sr., UCLA
- G Chasson Randle, Sr., STAN
- G Tyrone Wallace, Jr., CAL
- G Delon Wright, Sr., UTAH
- G *Joseph Young, Sr., ORE
- Second Team**
- G Askia Booker, Sr., COLO
- F Elgin Cook, Jr., ORE
- F Kevon Looney, Fr., UCLA
- G Brandon Taylor, Jr., UTAH
- G Nigel Williams-Goss, Sr., WASH

2015-16

- First Team**
- F Rosco Allen, Sr., STAN
- F Ryan Anderson, Sr., ARIZ
- G Andrew Andrews, Sr., WASH
- F Dillon Brooks, So., ORE
- F Jaylen Brown, Fr., CAL
- F Elgin Cook, Sr., ORE
- G Julian Jacobs, Jr., USC
- G Gary Payton II, Sr., OSU
- F *Jakob Poeltl, So., UTAH
- F Josh Scott, Sr., COLO
- Second Team**
- G Isaac Hamilton, Jr., UCLA
- G Dejounte Murray, Fr., WASH
- F Ivan Rabb, Fr., CAL
- C Kaleb Tarczewski, Sr., ARIZ
- G Gabe York, Sr., ARIZ

2016-17

- First Team**
- G Bryce Alford, Sr., UCLA
- G Lonzo Ball, Fr., UCLA
- F *Dillon Brooks, Jr., ORE
- G Markelle Fultz, Fr., WASH
- F Kyle Kuzma, Jr., UTAH
- F TJ Leaf, Fr., UCLA
- F Lauri Markkanen, Fr., ARIZ
- F Ivan Rabb, So., CAL
- F Reid Travis, Jr., STAN
- G Derrick White, Sr., COLO
- Second Team**
- G Kadeem Allen, Sr., ARIZ
- F Jordan Bell, Jr., ORE
- F Josh Hawkins, Sr., WSU
- F Chimezie Metu, So., USC
- G Allonzo Trier, So., ARIZ

2017-18

- First Team**
- F Deandre Ayton, Fr., ARIZ
- G Justin Bibbins, Sr., UTAH
- F Noah Dickerson, Jr., WASH
- G Tra Holder, Sr., ASU
- G Aaron Holiday, Jr., UCLA
- G Jordan McLaughlin, Sr., USC
- F Chimezie Metu, Jr., USC
- F Tres Tinkle, R-So., OSU
- F Reid Travis, R-Jr., STAN
- G Allonzo Trier, Jr., ARIZ
- Second Team**
- F David Collette, Sr., UTAH
- G George King, R-Sr., COLO
- G Payton Pritchard, So., ORE
- C Dusan Ristic, Sr., ARIZ
- C Thomas Welsh, Sr., UCLA

* - Denotes Player of the Year

ALL-CONFERENCE BY SCHOOL

(Total selections)

1. UCLA	130
2. WASH	101
3. CAL	98
4. STAN	92
5. USC	90
6. ARIZ	74
ORE	72
8. OSU	65
9. WSU	54
10. ASU	36
11. IDA	13
12. COLO	9
13. UTAH	7
14. MONT	0

ARIZONA (53)

- G Hassan Adams ('06)
- G Kadeem Allen ('17)
- F Ryan Anderson ('16)
- G Gilbert Arenas ('01)
- F Deandre Ayton ('18)
- G Jerryd Bayless ('08)
- G Mike Bibby ('98)
- F A.J. Bramlett ('99)
- F Chase Budinger ('08, '09)
- F Jud Buechler ('90)
- F Anthony Cook ('88, '89)
- F Ben Davis ('96)
- F Ron Davis ('81)
- C Larry Demic ('79)
- F Michael Dickerson ('97)
- F Sean Elliott ('87, '88, '89)
- G Kyle Fogg ('12)
- C Channing Frye ('04, '05)
- G Jason Gardner ('00, '02, '03)
- G Reggie Geary ('96)
- F Aaron Gordon ('14)
- F Jordan Hill ('09)
- F Solomon Hill ('12, '13)
- F Rondae Hollis-Jefferson ('15)
- F Andre Iguodala ('04)
- G Nick Johnson ('14)
- F Stanley Johnson ('15)
- G Steve Kerr ('86, '88)
- G Mark Lyons ('13)
- F Lauri Markkanen ('17)
- G T.J. McConnell ('14, '15)
- F Chris Mills ('92, '93)
- G Joe Nehls ('80)
- F Ray Owes ('95)
- G Khalid Reeves ('94)
- C Dusan Ristic ('18)
- C Sean Rooks ('92)
- G Miles Simon ('98)
- F Eddie Smith ('85)
- G Damon Stoudamire ('93, '94, '95)
- G Salim Stoudamire ('05)
- C Kaleb Tarczewski ('16)
- G Jason Terry ('99)
- G Allonzo Trier ('17, '18)
- F Luke Walton ('02, '03)
- F Brian Williams ('91)
- F Derrick Williams ('10, '11)
- C Pete Williams ('84, '85)
- F Marcus Williams ('07)
- G Nic Wise ('09, '10)
- C Loren Woods ('00)
- F Michael Wright ('00, '01)
- G Gabe York ('16)

ARIZONA STATE (26)

- G Ty Abbott ('10)
- C Isaac Austin ('91)
- C Jordan Bachynski ('14)
- F Mike Batiste ('99)
- G Chris Beasley ('84)
- G Steve Beck ('87)
- F Mario Bennett ('94, '95)
- G Jahii Carson ('13, '14)
- F Ike Diogu ('03, '04, '05)
- F Trent Edwards ('89)
- G/F Carrick Felix ('13)
- G James Harden ('08, '09)
- G Tra Holder ('18)
- G Eddie House ('99, '00)
- F Bobby Lazor ('99)
- G Lafayette Lever ('81, '82)
- C Alton Lister ('81)
- G Trent Locket ('11)
- F Kurt Nimphius ('80)

- F Jeff Pendergraph ('08, '09)
- F/C Chad Prewitt ('02)
- G Byron Scott ('83)
- G Stevin Smith ('93, '94)
- F Paul Williams ('83)
- F Sam Williams ('81)
- G Jeremy Veal ('97, '98)

CALIFORNIA (64)

- C Henry Anderson ('19)
- F Ryan Anderson ('08)
- F Jamal Boykin ('10)
- F Jaylen Brown ('16)
- G Phil Chenier ('71)
- G Patrick Christopher ('09, '10)
- G Justin Cobbs ('13, '14)
- G Joel Coffield ('29, '31)
- F Vern Corbin ('29)
- G Allen Crabbe ('12)
- G Russ Critchfield ('67, '68)
- G George Dixon ('26, '27)
- G Arthur Eggleston ('20, '21)
- F Hal Eifert ('33, '34)
- G P.A. Embury ('16)
- G Denny Fitzpatrick ('59)
- C Dan Foster ('16)
- F Larry Friend ('57)
- G Ed Gray ('97)
- G Rufus Gregory ('28)
- G Jorge Gutierrez ('11, '12)
- C Bill Hagler ('49, '51)
- F Chuck Hanger ('48)
- F Brian Hendrick ('90, '91, '92)
- C Bill Higgins ('25, '26)
- F John Higgins ('44)
- G Bob Hogeboom ('46)
- G Wayne Hooper ('44)
- C Darrall Imhoff ('59, '60)
- G Charlie Johnson ('69)
- G Kevin Johnson ('86, '87)
- F Harper Kamp ('11, '12)
- G Jason Kidd ('93, '94)
- G Aubrey Kincaid ('24)
- F Joe Kintana ('32)
- F Merv Lafaille ('46)
- F Sean Lampley ('00, '01)
- G Bob Matheny ('50, '53)
- F Bill McClintock ('60, '61)
- C Don McIntosh ('58)
- C Bob McKeen ('53, '54, '55)
- C Mark McNamara ('82)
- F Gus Mota ('45)
- F Lamond Murray ('93, '94)
- F Leon Powe ('04, '06)
- F Kent Pursel ('30)
- F Ivan Rabb ('16, '17)
- G Jerome Randle ('09, '10)
- G John Ricksen ('53)
- G Theo Robertson ('10)
- F Jack Rocker ('47)
- F Joe Ship ('03)
- F John Talt ('22, '23, '24)
- C Leonard Taylor ('89)
- F Doug True ('80)
- F Ansley Truitt ('71)
- G Earl Schultz ('60)
- G Keith Smith ('90)
- F Amit Tamir ('03)
- G Ayinde Ubaka ('06)
- G Carl Vendt ('32)
- G Tyrone Wallace ('15)
- F Francis Watson ('27)
- F Andy Wolfe ('46, '47, '48)

COLORADO (7)

- G Askia Booker ('15)
- G Carlton Brown ('12)
- G Spencer Dinwiddie ('13)
- G George King ('18)
- F André Roberson ('12, '13)
- F Josh Scott ('14, '16)
- G Derrick White ('17)

OREGON (48)

- C Jerry Adams ('86)
- F Greg Ballard ('76, '77)
- G Jim Barnett ('66)
- F Jordan Bell ('17)
- F Bryan Bracey ('01)
- G Terrell Brandon ('90, '91)
- G Aaron Brooks ('07)
- F Dillon Brooks ('16, '17)
- F Joevan Catron ('11)
- G Hal Chapman ('19)
- F Elgin Cook ('15, '16)
- F John Dick ('40)
- F Ed Durno ('19, '20, '21)
- G Charlie Franklin ('58)
- F Lauren Gale ('38, '39)
- F Jerry Gunther ('26)
- G Bob Hamilton ('45)
- G Cecil Holland ('54)
- G Ken Hunt ('52)
- F Luke Jackson ('03, '04)
- G Wally Johansen ('38)
- G Frederick Jones ('02)
- G Devoe Joseph ('12)
- C Hugh Latham ('23, '24)
- G Ron Lee ('73, '74, '75, '76)
- F Maarty Leunen ('08)
- F Jim Loscutt ('55)
- C Stan Love ('70, '71)
- F Chet Noe ('53)
- C Roy Okerberg ('27)
- F Bob Peterson ('51)
- G Payton Pritchard ('18)
- C Blair Rasmussen ('83, '84, '85)
- G Luke Ridnour ('02, '03)
- G Anthony Taylor ('87, '88)
- G Alex Scales ('00)
- F E.J. Singler ('12, '13)
- G Vic Townsend ('41)
- F Will Urban ('50)
- G Ken Wegner ('53)
- G Algot Westergren ('25, '26, '27)
- C Roger Wiley ('49)
- G Dick Wilkins ('45, '46)
- G Kenya Wilkins ('97)
- G Orlando Williams ('94, '95)
- G Stan Williamson ('47, '48)
- C Urgel Wintermute ('39)
- G Joseph Young ('14, '15)

OREGON STATE (44)

- F Teo Alibegovic ('91)
- F Brent Barry ('95)
- G Lew Beck ('47)
- G Ray Blume ('80, '81)
- G Freddie Boyd ('72)
- G Lester Conner ('82)
- G Cliff Crandall ('48, '49)
- G Jared Cunningham ('11, '12)
- F Dave Gambee ('57, '58)
- G Amory Gill ('22, '24)
- F A.C. Green ('83, '84, '85)
- C Swede Halbrook ('54, '55)
- G Lee Harman ('59)
- C Scott Haskin ('92, '93)
- G Calvin Haynes ('10)

- G George Hibbard ('35)
- C Marshall Hjelte ('22)
- G Al Hunter ('40)
- G Jim Jarvis ('65)
- C Steve Johnson ('79, '80, '81)
- G Danny Johnston ('52)
- F Rickey Lee ('78)
- C Ed Lewis ('33)
- F David Lucas ('04, '05)
- C John Mandic ('42)
- G Ira Mix ('16)
- G Roberto Nelson ('14)
- C Jose Ortiz ('86, '87)
- F Wally Palmberg ('36)
- G Bob Payne ('51)
- G Gary Payton ('88, '89, '90)
- G Gary Payton II ('15, '16)
- G Mark Radford ('81)
- C Philip Ricci ('03)
- F Harold Ridings ('25)
- F Ephraim Rocha ('45, '46, '47)
- F Lonnie Shelton ('75)
- F Adolph Siebets ('16, '17)
- C Charlie Sitton ('82, '83, '84)
- G Rocky Smith ('77)
- G Carlos Steele ('25)
- G Deaundra Tanner ('99)
- F Tres Tinkle ('18)
- F Charlie White ('66)

STANFORD (58)

- G Fred Adams ('21)
- F Rosco Allen ('16)
- G John Arrillaga ('60)
- G Julius Barnes ('03)
- F Bob Bedell ('65)
- F Kimberly Belton ('80)
- C Curtis Borchardt ('02)
- F Don Burness ('41)
- G Mike Bratz ('77)
- G Jack Calderwood ('38)
- G/F Josh Childress ('04)
- G Don Clemetson ('63)
- F Jarron Collins ('01)
- C Jason Collins ('01)
- G Bill Cowden ('42)
- G Dion Cross ('95, '96)
- G Dave Davidson ('49)
- G Jen Davidson ('41)
- C Tom Dose ('63, '64)
- F Landry Fields ('10)
- G Jeremy Green ('10, '11)
- G Dan Grunfeld ('05)
- G Art Harris ('66)
- F Matt Haryasz ('06)
- G Chris Hernandez ('04, '05, '06)
- G John Higgins ('47, '48)
- F Lawrence Hill ('07)
- F Casey Jacobsen ('00, '01, '02)
- G Keith Jones ('83, '84)
- F Adam Keefe ('90, '91, '92)
- C Rich Kelley ('73, '74, '75)
- G Brevin Knight ('95, '96, '97)
- C Russ Lawler ('54)
- G Arthur Lee ('99)
- G Todd Lichti ('86, '87, '88, '89)
- F Brook Lopez ('08)
- F Hank Luisetti ('36, '37, '38)
- F Mark Madsen ('99, '00)
- G Bryan Moore ('35, '37)
- G Paul Neumann ('59)
- F Josh Owens ('12)
- G Jim Pollard ('42)
- F Dwight Powell ('13, '14)
- C Jim Ramstead ('51)

- G Chasson Randle ('14, '15)
- C John Revelli ('82)
- C C.E. Righter ('20, '21)
- G Harlow Rothert ('29)
- G George Selleck ('55)
- C Art Stoefer ('38)
- G Claude Terry ('72)
- G Ron Tomic ('53, '55)
- F Reid Travis ('17, '18)
- G Kris Weems ('98)
- F John Windsor ('62)
- F Howard Wright ('88, '89)
- F George Yardley ('50)
- C Tim Young ('98)

UCLA (85)

- G Jordan Adams ('14)
- G Arron Afflalo ('06, '07)
- C Lew Alcindor ('67, '68, '69)
- G Bryce Alford ('17)
- G Lucius Allen ('67)
- G Kyle Anderson ('13, '14)
- G Toby Bailey ('96, '97, '98)
- G Lonzo Ball ('17)
- C Don Barksdale ('47)
- G Don Bragg ('54, '55)
- G Chuck Clustka ('46)
- G Darren Collison ('07, '08, '09)
- G Gary Cunningham ('61)
- G Baron Davis ('99)
- G Larry Drew II ('13)
- G Tyus Edney ('93, '94, '95)
- F Keith Erickson ('65)
- G Jordan Farmar ('06)
- F Kenny Fields ('82, '83, '84)
- G Rod Foster ('81, '83)
- G Gail Goodrich ('64, '65)
- G John Green ('62)
- F David Greenwood ('77, '78, '79)
- G Isaac Hamilton ('16)
- G Roy Hamilton ('78, '79)
- G Walt Hazzard ('63, '64)
- F J.R. Henderson ('96, '98)
- F Jack Hirsch ('64)
- G Aaron Holiday ('18)
- G Brad Holland ('79)
- F Tyler Honeycutt ('11)
- G Ralph Jackson ('84)
- F Marques Johnson ('76, '77)
- G Lazerick Jones ('12)
- F Jason Kapono ('00, '01, '02, '03)
- C Carl Kraushaar ('50)
- F TJ Leaf ('17)
- G Malcom Lee ('11)
- F Richard Lethicum ('31)
- G Ron Livingston ('54)
- F Kevon Looney ('15)
- C Kevin Love ('08)
- F Mike Lynn ('66)
- F Don MacLean ('90, '91, '92)
- C Jelani McCoy ('97)
- F Dave Meyers ('75)
- G Nigel Miguel ('85)
- F Reggie Miller ('86, '87)
- G Dave Minor ('47, '48)
- F John Moore ('55)
- G Shabazz Muhammad ('13)
- F Tracy Murray ('91, '92)
- F Reeves Nelson ('11)
- F Willie Naulls ('55, '56)
- F Charles O'Bannon ('96, '97)
- F Ed O'Bannon ('93, '94, '95)
- G Norman Powell ('15)
- G Bill Putnam ('45)
- G Bill Rankin ('44, '45)

G Pooh Richardson ('87, '88, '89)
 F Dick Ridgway ('51)
 G Michael Roll ('10)
 F Curtis Rowe ('69, '71)
 F Mike Sanders ('81, '82)
 F Alan Sawyer ('49)
 G Eddie Sheldrake ('51)
 G/F Josh Shipp ('09)
 G George Stanich ('49, '50)
 F John Stanich ('48)
 G Morris Taft ('56)
 G/F Dijon Thompson ('05)
 G Walt Torrence ('59)
 G Raymond Townsend ('78)
 F Kiki Vandeweghe ('80)
 C Bill Walton ('72, '73, '74)
 G Mike Warren ('68)
 F Richard Washington ('76)
 G Earl Watson ('01)
 C Thomas Welsh ('18)
 F Dick West ('44)
 G Russell Westbrook ('08)
 F Sidney Wicks ('70, '71)
 F Keith Wilkes ('73, '74)
 F Trevor Wilson ('88, '89, '90)

USC (62)

G Dan Anderson ('74)
 G Dwight Anderson ('82)
 G Chris Appel ('61, '62)
 F Morris Badgro ('27)
 G Julie Bescos ('33, '34)
 C John Block ('65, '66)
 G Stais Boseman ('97)
 C Jack Bruner ('28)
 C Wilbur Caldwell ('31)
 G Mack Calvin ('69)
 G Don Carfino ('80)
 F Wayne Carlander ('84, '85)
 F Sam Clancy ('01, '02)
 C Ronnie Coleman ('91)
 G Duane Cooper ('92)
 F Derrick Dowell ('86, '87)
 G Desmon Farmer ('04)
 F Ken Flower ('53)
 F Taj Gibson ('08, '09)
 G Bob Graham ('45)
 C Lee Guttero ('34, '35)
 G Daniel Hackett ('09)
 C Alex Hannum ('48)
 F Bill Hewitt ('67, '68)
 G Jacque Hill ('83)
 C Bob Howard ('44)
 F Jack Hupp ('35)
 F Roy Irvin ('54)
 G Julian Jacobs ('16)
 G John Lehnert ('30)
 F Gordon Martin ('63)
 G O.J. Mayo ('08)
 G Tom McGarvin ('40)
 G Jordan McLaughlin ('18)
 G Harold Miner ('90, '91, '92)
 F Chimezie Metu ('17, '18)
 F Jesse Mortenson ('28, '30)
 F Jerry Nemer ('32, '33)
 C Jack Nichols ('45, '46)
 G Eddie Oram ('36, '37)
 F Bob Ormsby ('42)
 F Lorenzo Orr ('94)
 G Gabe Pruitt ('06)
 G Tom Riach ('51)
 F Ron Riley ('72)
 C Cliff Robinson ('78, '79)
 F Gene Rock ('43)

G Danny Rogers ('57)
 C John Rudometkin ('61, '62)
 F Brian Scalabrine ('00)
 G Dale Sears ('39, '40)
 G Jim Seminoff ('43)
 F Bill Sharman ('49, '50)
 F Ralph Vaughn ('39, '40)
 F Nikola Vucevic ('10, '11)
 G Dick Welh ('55)
 F John Werhas ('59)
 G Paul Westphal ('70, '71)
 G Gus Williams ('75)
 F Maurice Williams ('81, '82)
 F Allen Young ('64)
 G/F Nick Young ('06, '07)

UTAH (6)

G Justin Bibbins ('18)
 F David Collette ('18)
 F Kyle Kuzma ('17)
 F Jakob Poeltl ('16)
 G Brandon Taylor ('15)
 G Delon Wright ('14, '15)

WASHINGTON (70)

F Al Akins ('44)
 G Andrew Andrews ('16)
 C Ralph Bishop ('36)
 C Bruno Boin ('56)
 F Jon Brockman ('07, '08, '09)
 G Jimmy Bryan ('22)
 F Matthew Bryan-Amaning ('11)
 G Ralph Cairney ('31, '32)
 F Dan Caldwell ('82)
 G Joe Cipriano ('53)
 G Irving Cook ('19, '20)
 F Ed Correll ('63)
 G J.R. Crawford ('23)
 G Norm Dalthorp ('46)
 F Jack Davidson ('16)
 G Justin Dentmon ('09)
 F Noah Dickerson ('18)
 C James Edwards ('76, '77)
 G Bob Egge ('36)
 F Paul Fortier ('86)
 G Markelle Fultz ('17)
 F Bob Galer ('34, '35)
 C Chuck Gilmur ('43)
 F Andra Griffin ('81)
 F Frank Guisness ('51, '52)
 F Bill Hanson ('60, '61, '62)
 F Steve Hawes ('72)
 F Bob Hesketh ('25)
 C Bob Houbregs ('51, '52, '53)
 F George Irvine ('70)
 G Alfred James ('28)
 G Bob Jorgenson ('45)
 G Hal Lee ('33, '34)
 F Ed Loverich ('37)
 C Todd MacCulloch ('98, '99)
 C Rich Manning ('93)
 F Doug McClary ('53)
 C Harold McClary ('29)
 G Bill Morris ('43, '44)
 G Dejounte Murray ('16)
 G Louie Nelson ('73)
 F Perry Nelson ('44)
 C Jack Nichols ('44, '47, '48)
 F Dean Parsons ('54, '55)
 F Quincy Pondexter ('10)
 G Eldridge Recasner ('88, '89, '90)
 G Nate Robinson ('04, '05)
 G Terrence Ross ('12)
 G Brandon Roy ('06)
 F Mark Sanford ('96, '97)

F Detleg Schrempf ('84, '85)
 F Albert Schuss ('26)
 C Henry Sielk ('21)
 G Tre Simmons ('05)
 C Doug Smart ('57, '58, '59)
 F Monty Snider ('28)
 G Lou Soriano ('50)
 G Steve Staatz ('17)
 F Henry Swanson ('30, '31)
 G Bill Taylor ('44)
 G Isaiah Thomas ('09, '10, '11)
 C Chris Welp ('85, '86, '87)
 G Dick Welts ('24)
 F Sammy White ('48, '49)
 G C.J. Wilcox ('13, '14)
 G Nigel Williams-Goss ('15)
 F Doug Wrenn ('02)
 G Tony Wroten ('12)
 F Phil Zevenbergen ('87)
 G George Ziegenfuss ('39)

WASHINGTON STATE (37)

F Larry Beck ('56, '57)
 F Ron Bennink ('54, '55)
 F Gale Bishop ('43, '46)
 G Roy Bohler ('17)
 F DeAngelo Casto ('11)
 F Don Collins ('80)
 C Gene Conley ('50)
 F Carlos Daniel ('98)
 G Rick Erickson ('70)
 G Isaac Fontaine ('96, '97)
 C Bob Gambold ('51)
 F Ed Gayda ('49, '50)
 C Huntley Gordon ('32)
 C Vince Hanson ('45, '48)
 F Steve Harriel ('83)
 F Josh Hawkins ('17)
 F Mark Hendrickson ('95, '96)
 G DaVonté Lacy ('15)
 G Terrence Lewis ('92)
 C Paul Lindeman ('41)
 G Derrick Low ('07, '08)
 G Thomas Kelati ('05)
 F Jim McKean ('67, '68)
 G Art McLarney ('30)
 G Keith Morrison ('85, '86)
 F Brock Motum ('12, '13)
 C Ivar Nelson ('37)
 F Ivan Price ('17)
 G Bryan Rison ('80)
 G Taylor Rochestie ('09)
 F McClellan Rockey ('19, '20)
 G Bennie Seltzer ('93)
 F Bob Sheridan ('47)
 G Ray Sundquist ('41)
 G Klay Thompson ('10, '11)
 G Kyle Weaver ('07, '08)
 F Ted Wierman ('69)

IDAHO (11)

G Preston Brimhall ('48, '49)
 F Al Fox ('22, '23)
 G Bob Garrison ('54)
 F Hartly Kruger ('52)
 F Frank McMillan ('29)
 G Harlan Melton ('55)
 G Bob Pritchett ('50)
 F Fred Quinn ('46)
 G Gary Simmons ('58)
 G Harold Telford ('23)
 F Ray Turner ('42)

MONTANA (0)

(None)

FOUR-TIME ALL-CONFERENCE SELECTIONS

Jason Kapono, UCLA ('00, '01, '02, '03)
 Ron Lee, ORE ('73, '74, '75, '76)
 Todd Lichti, STAN ('86, '87, '88, '89)
 Bob McKeen, CAL ('52, '53, '54, '55)

THREE-TIME ALL-CONFERENCE SELECTIONS

Low Alcindor, UCLA ('67, '68, '69)
 Toby Bailey, UCLA ('96, '97, '98)
 Kimberly Belton, STAN ('78, '79, '80)
 Jon Brockman, WASH ('07, '08, '09)
 Don Collins, WSU ('78, '79, '80)
 Darren Collison, UCLA ('07, '08, '09)
 Ike Diogu, ASU ('03, '04, '05)
 Ed Durno, ORE ('19, '20, '21)
 Tyus Edney, UCLA ('93, '94, '95)
 Sean Elliott, ARIZ ('87, '88, '89)
 Kenny Fields, UCLA ('82, '83, '84)
 Jason Gardner, ARIZ ('00, '02, '03)
 A.C. Green, OSU ('83, '84, '85)
 David Greenwood, UCLA ('77, '78, '79)
 Brian Hendrick, CAL ('90, '91, '92)
 Chris Hernandez, STAN ('04, '05, '06)
 Bob Houbregs, WASH ('51, '52, '53)
 Casey Jacobsen, STAN ('00, '01, '02)
 Steve Johnson, OSU ('79, '80, '81)
 Adam Keefe, STAN ('90, '91, '92)
 Rich Kelley, STAN ('73, '74, '75)
 Brevin Knight, STAN ('95, '96, '97)
 Hank Luisetti, STAN ('36, '37, '38)
 Don MacLean, UCLA ('90, '91, '92)
 Harold Miner, USC ('90, '91, '92)
 Jack Nichols, WASH ('44, '47, '48)
 Ed O'Bannon, UCLA ('93, '94, '95)
 Gary Payton, OSU ('88, '89, '90)
 Blair Rasmussen, ORE ('83, '84, '85)
 Ephraim Rocha, OSU ('45, '46, '47)
 Charlie Sitton, OSU ('82, '83, '84)
 Doug Smart, WASH ('57, '58, '59)
 Damon Stoudamire, ARIZ ('93, '94, '95)
 John Talt, CAL ('22, '23, '24)
 Isaiah Thomas, WASH ('09, '10, '11)
 Bill Walton, UCLA ('72, '73, '74)
 Chris Welp, WASH ('85, '86, '87)
 Algot Westergren, ORE ('25, '26, '27)
 Andy Wolfe, CAL ('46, '47, '48)

1983-84

F Steve Beck, ASU
 F Derrick Dowell, USC
 C *Chris Welp, WASH
 G Chris Washington, CAL
 G Michael Tait, ARIZ
 G Kevin Johnson, CAL

1984-85

F *Leonard Taylor, CAL
 F Chris Sandle, ASU
 F Craig Jackson, UCLA
 G Anthony Taylor, ORE
 G Eric Knox, OSU

1985-86

F *Sean Elliott, ARIZ
 F Tom Lewis, USC
 G *Pooh Richardson, UCLA
 G Todd Lichti, STAN
 G Bo Kimble, USC

1986-87

F Bob Erbst, USC
 F Trevor Wilson, UCLA
 G *Gary Payton, OSU
 G Eldridge Recasner, WASH
 G Bryant Walton, CAL

1987-88

F *Ronnie Coleman, USC
 F Mike Hayward, WASH
 G Will Brantley, OSU
 G Ryan Drew, CAL
 G Gerald Madkins, UCLA

1988-89

F Adam Keefe, STAN
 F *Don MacLean, UCLA
 C Sean Rooks, ARIZ
 G Darrick Martin, UCLA
 G Matt Othick, ARIZ

1989-90

F Brian Hendrick, CAL
 F Tracy Murray, UCLA
 C Ed Stokes, ARIZ
 G *Harold Miner, USC
 G Bennie Seltzer, WSU

1990-91

F *Jamal Faulkner, ASU
 G Dwayne Fontana, ASU
 G Jordy Lyden, ORE
 G Khalid Reeves, ARIZ
 G Shon Tarver, UCLA

1991-92

F Mario Bennett, ASU
 F Lamond Murray, CAL
 F *Mark Pope, WASH
 G Tyus Edney, UCLA
 G Damon Stoudamire, ARIZ

1992-93

F Mark Hendrickson, WSU
 G Dion Cross, STAN
 G Burt Harris, USC
 G *Jason Kidd, CAL
 G Ron Riley, ASU

1993-94

F Charles O'Bannon, UCLA
 C Michael Stewart, CAL
 G Isaac Fontaine, WSU
 G *Brevin Knight, STAN
 G Kenya Wilkins, ORE

1994-95

G Toby Bailey, UCLA
 F *Tremaine Fowlkes, CAL
 F J.R. Henderson, UCLA
 F Mark Sanford, WASH
 C Tim Young, STAN

1995-96

F *Shareef Abdur-Rahim, CAL
 F Terik Brown, ORE
 C Todd MacCulloch, WASH
 C Jelani McCoy, UCLA
 F Mark Seaton, STAN

1996-97

F Corey Benjamin, OSU
 G *Mike Bibby, ARIZ
 G Carson Cunningham, OSU
 G Eddie House, ASU
 G Blake Pengelly, WSU

1997-98

F Jarron Collins, STAN
 G *Baron Davis, UCLA
 F Sean Lampley, CAL
 G Deaundra Tanner, OSU
 G Earl Watson, UCLA

1998-99

G Senque Carey, WASH
 C Dan Gadzuric, UCLA
 F Richard Jefferson, ARIZ
 F JaRon Rush, UCLA
 F *Michael Wright, ARIZ

1999-00

G Gilbert Arenas, ARIZ
 G Jason Gardner, ARIZ
 F Brian Jackson, OSU
 G *Casey Jacobsen, STAN
 F *Jason Kapono, UCLA

2000-01

G Curtis Allen, WASH
 F T.J. Cummings, UCLA
 F Luke Jackson, ORE
 G Marcus Moore, WSU
 G *Luke Ridnour, ORE

2001-02

G Erick Craven, USC
 C Channing Frye, ARIZ
 C Jamal Sampson, CAL
 G *Salim Stoudamire, ARIZ
 C/F Amit Tamir, CAL

2002-03

G Hassan Adams, ARIZ
 C *Ike Diogu, ASU
 F Andre Iguodala, ARIZ
 G Richard Midgley, CAL
 G Nate Robinson, WASH

2003-04

F Trevor Ariza, UCLA
 G Aaron Brooks, ORE
 G/F Marquise Kately, CAL
 F *Leon Powe, CAL
 G Mustafa Shakur, ARIZ
 G Lodrick Stewart, USC

2004-05

G Arron Afflalo, UCLA
 G *Jordan Farmar, UCLA
 G Malik Hairston, ORE
 G Gabe Pruitt, USC
 G Bryce Taylor, ORE

2005-06

F Jon Brockman, WASH
 G Justin Dentmon, WASH
 F *L.R. Mbah a Moute, UCLA
 F Jeff Pendergraph, ASU
 F Marcus Williams, ARIZ

2006-07

F Ryan Anderson, CAL
 F *Chase Budinger, ARIZ
 F Taj Gibson, USC
 C Spencer Hawes, WASH
 F Brook Lopez, STAN
 G Tajuan Porter, ORE

2007-08

G Jerryd Bayless, ARIZ
 G James Harden, ASU
 F Davon Jefferson, USC
 C *Kevin Love, UCLA
 G O.J. Mayo, USC

2008-09

F DeAngelo Casto, WSU
 F DeMar DeRozan, USC
 G Jeremy Green, STAN
 G Jrue Holiday, UCLA
 G *Isaiah Thomas, WASH
 G Klay Thompson, WSU

2009-10

F Tyler Honeycutt, UCLA
 G Trent Lockett, ASU
 G Reggie Moore, WSU
 F Reeves Nelson, UCLA
 F *Derrick Williams, ARIZ

2010-11

G/F Anthony Brown, STAN
 G *Allen Crabbe, CAL
 G Maurice Jones, USC
 F Dwight Powell, STAN
 F Joshua Smith, UCLA
 G C.J. Wilcox, WASH

2011-12

G Spencer Dinwiddie, COLO
 G Nick Johnson, ARIZ
 F David Kravish, CAL
 G Chasson Randle, STAN
 G *Tony Wroten, WASH

2012-13

G Kyle Anderson, UCLA
 G *Jahii Carson, ASU
 G Damyean Dotson, ORE
 G/F *Shabazz Muhammad, UCLA
 F Josh Scott, COLO

2013-14

G Bryce Alford, UCLA
 F *Aaron Gordon, ARIZ
 F Rondae Hollis-Jefferson, ARIZ
 G Zach LaVine, UCLA
 G Nigel Williams-Goss, WASH

2014-15

F Jordan Bell, ORE
 F Dillion Brooks, ORE
 G Tra Holder, ASU
 F *Stanley Johnson, ARIZ
 F Kevon Looney, UCLA
 G Jordan McLaughlin, USC
 C Jakob Poeltl, UTAH

2015-16

F *Jaylen Brown, CAL
 G Tyler Dorsey, ORE
 G Dejounte Murray, WASH
 F Ivan Rabb, CAL
 G Allonzo Trier, ARIZ

2016-17

G Rawle Alkins, ARIZ
 F *Lonzo Ball, UCLA
 G Markelle Fultz, WASH
 F T.J. Leaf, UCLA
 F Lauri Markkanen, ARIZ

2017-18

F *Deandre Ayton, ARIZ
 G Daejon Davis, STAN
 G Jaylen Nowell, WASH
 G Kris Wilkes, UCLA
 G McKinley Wright IV, COLO

* - Freshman of the Year

Honors selected by Pac-12 coaches.

**ALL-FRESHMEN/
 ALL-ROOKIE
 SELECTIONS BY
 SCHOOL**

1. UCLA.....	36
2. ARIZ.....	29
3. CAL.....	23
4. WASH.....	20
5. USC.....	18
6. STAN.....	17
7. ASU.....	13
ORE.....	13
OSU.....	13
10. WSU.....	11
11. COLO.....	3
12. UTAH.....	1

From 1980-81 - 1982-83, known as the All-Rookie Team and selected by Conference coaches.

From 1992-93 to 1998-99, the All-Newcomer team had been selected by Pac-12 radio play-by-play announcers. From 1999-2000 to 2005-06, the Newcomer of the Year was selected by the announcers and named the FRED HESSLER AWARD in honor of the late UCLA broadcaster.

1980-81

- F Charlie Sitton, Fr., OSU
- F Sam Potter, Fr., CAL
- F Lester Conner, Jr., OSU
- C *John Revelli, Fr., STAN
- G Ken McFadden, Jr., WSU
- G Keith Jones, Fr., STAN

1981-82

- F Wayne Carlander, Fr., USC
- F *Johnny Rodgers, Fr., STAN
- C A.C. Green, Fr., OSU
- G Ken Johnson, Fr., USC
- G Craig Ehlo, Jr., WSU

1982-83

- F *Dave Butler, Fr., CAL
- F Ricky Brown, Fr., WSU
- C Reggie Rogers, Fr., WASH
- G Steve Woodside, Fr., OSU
- G Darryl Flowers, Fr., OSU

1983-84 - 1991-92

(No honors awarded)

1992-93

- F Mustapha Hoff, Jr., OSU
- C Richard Petruska, Sr., UCLA
- G *Marcell Capers, Jr., ASU
- G Tony Harris, Jr., WSU
- G Prentiss Perkins, Jr., WASH

1993-94

- F Sam Allen, Jr., WASH
- F Darryl Parker, Jr., ORE
- G Stephane Brown, Jr., OSU
- G *Isaac Burton, Jr., ASU
- G Michael McClain, So., WASH

1994-95

- C Mike Amos, Jr., WASH
- G *Shamon Antrum, So., WSU
- G Ben Davis, Jr., ARIZ
- G Jason Hamilton, Jr., WASH
- F Vladimir Heredia, Jr., OSU
- G Jamal Lawrence, Jr., ORE

1995-96

- G *Ed Gray, Jr., CAL
- G Markee Brown, Jr., OSU
- F Kyle Milling, Jr., ORE
- C Rob Ramaker, Jr., ORE
- F Rodger Farrington, Jr., ASU

1996-97

- G Elias Ayuso, So., USC
- F Mike Batiste, So., ASU
- F Bennett Davison, Jr., ARIZ
- F *Rodrick Rhodes, Sr., USC
- F Terrill Woods, Jr., OSU

1997-98

- G Geno Carlisle, Jr., CAL
- G Michael Gill, Jr., CAL
- G Thomas Kilgore, Jr., CAL
- F *Bobby Lazor, Jr., ASU
- F Adam Spanich, Jr., USC

1998-99

- C *Brian Scalabrine, So., USC
- G Alex Scales, Jr., ORE
- G Josh Steinthal, So., OSU
- G Jan-Michael Thomas, Jr., WSU
- G Darius Wright, Jr., ORE

* - Newcomer of the Year

Newcomer of the Year

- 1992-93 Marcell Capers, G, ASU (Jr., Los Angeles, Calif.)
- 1993-94 Isaac Burton, G, ASU (Jr., Los Angeles, Calif.)
- 1994-95 Shamon Antrum, G, WSU (Jr., New Haven, Conn.)
- 1995-96 Ed Gray, G, CAL (Jr., Riverside, Calif.)
- 1996-97 Rodrick Rhodes, F, USC (Sr., Jersey City, N.J.)
- 1997-98 Bobby Lazor, F, ASU (Jr., Norwich, N.Y.)
- 1998-99 Brian Scalabrine, C, USC (So., Enumclaw, Wash.)
- 1999-00 Loren Woods, C, ARIZ (Jr., St. Louis, Mo.)
- 2000-01 J Locklier, C, WSU (Jr., Rock Hill, S.C.)
- 2001-02 Doug Wrenn, F, WASH (So., Seattle, Wash.)
- 2002-03 Andre Joseph, G, ORE (Jr., Houston, Texas)
- 2003-04 Jeff McMillan, F, USC (Jr., Staten Island, N.Y.)
- 2004-05 Nick DeWitz, F, OSU (Jr., Chandler, Ariz.)
- 2005-06 Ryan Appleby, G, WASH (So., Stanwood, Wash.)

ALL-NEWCOMER SELECTIONS BY SCHOOL

1. OSU12
2. WASH8
3. ORE7
- USC7
5. CAL6
- WSU6
7. ASU5
8. ARIZ3
- STAN3
10. UCLA1

PAC-12 ALL-DEFENSIVE

2007-08

- G Darren Collison, UCLA
- F Taj Gibson, USC
- C Robin Lopez, STAN
- G Kyle Weaver, WSU
- G *Russell Westbrook, UCLA

2008-09

- C/F Alfred Aboya, UCLA
- G Darren Collison, UCLA
- F *Taj Gibson, USC
- G Daniel Hackett, USC
- F Jordan Hill, ARIZ

2009-10

- F DeAngelo Casto, WSU
- G Jorge Guterrez, CAL
- F Justin Holiday, WASH
- G Venoy Overton, WASH
- G *Seth Tarver, OSU

2010-11

- F DeAngelo Casto, WSU
- G Jared Cunningham, OSU
- G Jorge Guterrez, CAL
- G Malcolm Lee, UCLA
- G *Marcus Simmons, USC

2011-12

- G Jared Cunningham, OSU
- G Kyle Fogg, ARIZ
- G *Jorge Guterrez, CAL
- C Aziz N'Diaye, WASH
- F André Roberson, COLO

2012-13

- G Jordan Bachynski, ASU
- G Carrick Felix, ASU
- F Josh Huestis, STAN
- C Arsalan Kazemi, ORE
- F *André Roberson, COLO

2013-14

- G *Jordan Bachynski, ASU
- F Josh Huestis, STAN
- G Nick Johnson, ARIZ
- G T.J. McConnell, ARIZ
- G Delon Wright, UTAH

2014-15

- F Jordan Bell, ORE
- F Rondae Hollis-Jefferson, ARIZ
- G T.J. McConnell, ARIZ
- G *Gary Payton II, OSU
- G Delon Wright, UTAH

2015-16

- F Chris Boucher, ORE
- G *Gary Payton II, OSU
- F Josh Scott, COLO
- G Brandon Taylor, UTAH
- C Kaleb Tarczewski, ARIZ

2016-17

- G Kadeem Allen, Sr., ARIZ
- G Marcus Allen, Sr., STAN
- F *Jordan Bell, Jr., ORE
- F Chris Boucher, Sr., ORE
- G Derrick White, Sr., COLO

2017-18

- F Deandre Ayton, Fr., ARIZ
- G Aaron Holiday, Jr., UCLA
- G Jordan McLaughlin, Sr., USC
- F *Matisse Thybulle, Jr., WASH
- F Kenny Wooten, Fr., ORE

* - Defensive Player of the Year

Honors selected by Pac-12 coaches.

ALL-DEFENSIVE SELECTIONS BY SCHOOL

1. ARIZ9
2. ORE6
- UCLA6
4. OSU5
- USC5
6. COLO4
- STAN4
- WASH4
9. ASU3
- CAL3
- UTAH3
- WSU3

1985-86

Keith Balderston, ORE
 Dave Butler, CAL
 Steve Kerr, ARIZ
 Novian Whitsitt, STAN
 Steve Woodside, OSU

1986-87

Keith Balderston, ORE
 Dave Butler, CAL
 Dave Immel, UCLA
 Brian Quinnett, WSU
 Novian Whitsitt, STAN

1987-88

Keith Balderston, ORE
 Steve Kerr, ARIZ
 Todd Lichti, STAN
 Bill Sherwood, OSU
 Terry Taylor, STAN

1988-89

Matt Muehlebach, ARIZ
 Brian Quinnett, WSU
 Eric Reveno, STAN
 Terry Taylor, STAN
 Andrew Vlahov, STAN

1989-90

Teo Alibegovic, OSU
 Kenny Ammann, STAN
 Matt Muehlebach, ARIZ
 John Patrick, STAN
 David Sanders, WSU

1990-91

Teo Alibegovic, OSU
 Kenny Ammann, STAN
 Matt Anderson, ASU
 Matt Muehlebach, ARIZ
 John Patrick, STAN

1991-92

Peter Dukes, STAN
 Paul Garrett, STAN
 Jon Mitchell, ORE
 Dale Reed, WSU
 Jason Weaver, STAN

1992-93

Peter Dukes, STAN
 Jon Mitchell, ORE
 Brett Pagett, WASH
 Richard Petruska, UCLA
 Mark Pope, WASH

1993-94

Scott Didrickson, WASH
 Kevin Flanagan, ARIZ
 Jon Mitchell, ORE
 Damaine Powell, USC
 George Zidek, UCLA

1994-95

David Harbour, STAN
 *Jon Mitchell, ORE
 J.D. Vetter, OSU
 David Viik, WSU
 George Zidek, UCLA

1995-96

Carlos Daniel, WSU
 David Harbour, STAN
 Rich Jackson, STAN
 Ty Reuter, USC
 J.D. Vetter, OSU

1996-97

Carlos Daniel, WSU
 Rich Jackson, STAN
 Cameron Johnson, WSU
 Todd MacCulloch, WASH
 Bob Myers, UCLA

1997-98

Carlos Daniel, WSU
 Bobby Lazor, ASU
 Todd MacCulloch, WASH
 A.D. Smith, ORE
 Chris Thompson, WASH

1998-99

Will Hutchens, WSU
 Bobby Lazor, ASU
 Todd MacCulloch, WASH
 Mark Madsen, STAN
 A.D. Smith, ORE

1999-00

Jason Heide, OSU
 Mark Madsen, STAN
 A.D. Smith, ORE
 Josh Steinthal, OSU
 Chris Walcott, WASH

2000-01

Eugene Edgeron, ARIZ
 Ryan Forehan-Kelly, CAL
 Dennis Gates, CAL
 Morgan Lingle, CAL
 Shawn Redhage, ASU

2001-02

Curtis Borchart, STAN
 Dennis Gates, CAL
 Ben Lindquist, ORE
 J Locklier, WSU
 Shawn Redhage, ASU

2002-03

Justin Allen, ASU
 Joe Kirchofer, STAN
 Shawn Redhage, ASU
 Nick Robinson, STAN
 Amit Tamir, CAL

2003-04

First Team
 Dan Grunfeld, STAN
 Rob Little, STAN
 Jason Ranne, ARIZ
 Nick Robinson, STAN
 Amit Tamir, CAL
Second Team
 Justin Allen, ASU
 Jay Anderson, ORE
 A.J. Diggs, CAL
 Chris Hernandez, STAN
 Andre Iguodala, ARIZ

2004-05

First Team
 Dan Grunfeld, STAN
 Jim Hanchett, OSU
 Chris Hernandez, STAN
 Rob Little, STAN
 Nick Robinson, STAN
Second Team
 Wilfried Fameni, ASU
 Hans Gasser, WASH
 Jason Haas, STAN
 Lamar Hurd, OSU
 Jordan Kent, ORE
 Alexander Pribble, CAL

2005-06

First Team
 Robbie Cowgill, WSU
 Dan Grunfeld, STAN
 Chris Hernandez, STAN
 Lamar Hurd, OSU
 Alex Pribble, CAL
Second Team
 Taj Finger, STAN
 Hans Gasser, WASH
 Chad Goldstein, ASU
 Jordan Kent, ORE
 Peter Prowitt, STAN

2006-07

First Team
 Aron Baynes, WSU
 Robbie Cowgill, WSU
 Daven Harmeling, WSU
 Alex Pribble, CAL
 Peter Prowitt, STAN
Second Team
 Alfred Aboya, UCLA
 Taj Finger, STAN
 Hans Gasser, WASH
 Angelo Tsagarakis, OSU
 Carlton Weatherby, STAN
 Ryan Wright, UCLA

2007-08

First Team
 Brett Brielmaier, ARIZ
 Robbie Cowgill, WSU
 Taj Finger, STAN
 Daven Harmeling, WSU
 Taylor Rochestie, WSU
Second Team
 Alfred Aboya, UCLA
 Aron Baynes, WSU
 Nikola Knezevic, CAL
 Nikola Koprivica, WSU
 Roeland Schaftenaar, OSU

2008-09

First Team
 Aron Baynes, WSU
 Derek Glasser, ASU
 Daven Harmeling, WSU
 Nikola Koprivica, WSU
 Taylor Rochestie, WSU
Second Team
 Nikola Knezevic, CAL
 Rihards Kuksiks, ASU
 Roeland Schaftenaar, OSU
 Drew Shiller, STAN
 Jordan Wilkes, CAL

2009-10

First Team
 Mustafa Abdul Hamid, UCLA
 Landry Fields, STAN
 Nikola Koprivica, WSU
 Roeland Schaftenaar, OSU
 Drew Shiller, STAN
Second Team
 Jorge Guterrez, CAL
 Malcolm Lee, UCLA
 Abe Lodwick, WSU
 Garrett Sim, ORE
 Jack Trotter, STAN

2010-11

First Team
 Angus Brandt, OSU
 Trent Lockett, ASU
 Abe Lodwick, WSU
 Rhys Murphy, OSU
 Jack Trotter, STAN
Second Team
 Nicholas Fearn, ORE
 Jorge Gutierrez, CAL
 Harper Kamp, CAL
 Josh Owens, STAN
 Garrett Sim, ORE

2011-12

First Team
 Sabatino Chen, COLO
 John Gage, STAN
 Trent Lockett, ASU
 Daven Harmeling, WSU
 Jack Trotter, STAN
Second Team
 Harper Kamp, CAL
 Abe Lodwick, WSU
 Josh Owens, STAN
 Patrick Simon, WSU
 Andrew Zimmerman, STAN

2012-13

First Team
 Sabatino Chen, COLO
 Carrick Felix, ASU
 John Gage, STAN
 Robbie Lemons, STAN
 Jeremy Olsen, UTAH
Second Team
 Andy Brown, STAN
 Shane Harris-Tunks, COLO
 Stefan Nastic, STAN
 Dwight Powell, STAN
 Chasson Randle, STAN

2013-14

First Team
 Anthony Brown, STAN
 John Gage, STAN
 Robbie Lemons, STAN
 Jeremy Olsen, UTAH
 Brandon Taylor, UTAH
Second Team
 Angus Brandt, OSU
 Chass Bryan, USC
 Junior Longrus, WSU
 Stefan Nastic, STAN
 Chasson Randle, STAN

2014-15

First Team
 Bo Barnes, ASU
 Jeremy Olsen, UTAH
 Chasson Randle, STAN
 Brandon Taylor, UTAH
 Nigel Williams-Goss, WASH
Second Team
 Anthony Brown, STAN
 Austin Eastman, UTAH
 Josh Hawkinson, WSU
 Junior Longrus, WSU
 Stefan Nastic, STAN

2015-16

First Team
 Casey Benson, ORE
 Josh Hawkinson, WSU
 Junior Longrus, WSU
 Dorian Pickens, STAN
 Brandon Taylor, UTAH
Second Team
 Stephen Domingo, CAL
 Malcolm Duvivier, OSU
 Valentine Izundu, WSU
 Ny Redding, WSU
 Thomas Welsh, UCLA

2016-17

First Team
 Josh Hawkinson, Sr., WSU
 Daine Muller, Jr., OSU
 Dorian Pickens, Jr., STAN
 Gligorije Rakocevic, So., OSU
 Stephen Thompson Jr., So., OSU
Second Team
 Casey Benson, Jr., ORE
 David Collette, Jr., UTAH
 Tres Tinkle, So., OSU
 Parker Van Dyke, So., UTAH
 Thomas Welsh, Jr., UCLA

2017-18

First Team
 Nick Hamilton, Sr., CAL
 Dorian Pickens, Sr., STAN
 Jeff Pollard, So., WSU
 Gligorije Rakocevic, Jr., OSU
 Stephen Thompson Jr., Jr., OSU
Second Team
 Malachi Flynn, So., WSU
 Jayce Johnson, So., UTAH
 Chimezie Metu, Jr., USC
 Tres Tinkle, So., OSU
 Parker Van Dyke, So., UTAH

* - Only four-time selection

ALL-ACADEMIC SELECTIONS BY SCHOOL

(Total selections)

1. STAN 64
2. WSU 38
3. OSU 26
4. CAL 20
5. ORE 18
6. ASU 15
7. UCLA 11
- UTAH 11
9. ARIZ 10
- WASH 10
11. USC 4
12. COLO 3

1983-84

11/28 Butch Hays (Sr.), CAL
12/5 John Revelli (Sr.), STAN
12/12 Blair Rasmussen (Sr.), ORE
12/19 Kenny Fields (Sr.), UCLA
12/27 Dave Butler (So.), CAL
1/3 A.C. Green (Sr.), OSU
1/9 Ralph Jackson (Sr.), UCLA
1/16 Blair Rasmussen (Sr.), ORE
1/23 Wayne Carlander (Sr.), USC
1/30 Chris Harper (Sr.), ORE
2/6 Detlef Schrempf (Sr.), WASH
2/13 Greg Trapp (Sr.), ORE
2/20 Keith Jones (Sr.), STAN
Charlie Sitton (Sr.), OSU
2/27 Pete Williams (Sr.), ARIZ
3/5 Ralph Jackson (Sr.), UCLA
3/12 A.C. Green (Sr.), OSU
Charlie Sitton (Sr.), OSU

1984-85

12/3 Detlef Schrempf (Sr.), WASH
12/10 Chris Sandle (Fr.), ASU
12/17 A.C. Green (Sr.), OSU
12/31 A.C. Green (Sr.), OSU
1/7 Eddie Smith (Sr.), ARIZ
1/14 Bobby Thompson (Sr.), ASU
1/21 Wayne Carlander (Sr.), USC
1/28 Nigel Miguel (So.), UCLA
2/4 Kevin Johnson (So.), CAL
2/11 Wayne Carlander (Sr.), USC
2/18 Blair Rasmussen (Sr.), ORE
2/25 Reggie Miller (Fr.), UCLA
3/4 Blair Rasmussen (Sr.), ORE
Wayne Carlander (Sr.), USC
3/11 Pete Williams (Sr.), ARIZ

1985-86

12/2 Reggie Miller (So.), UCLA
12/9 Tom Lewis (Fr.), USC
12/16 Darrin Houston (Sr.), OSU
12/23 Jerry Adams (Sr.), ORE
12/30 Steve Kerr (So.), ARIZ
1/6 Jose Ortiz (Sr.), OSU
1/13 Chris Welp (Sr.), WASH
1/20 Chris Welp (Sr.), WASH
1/27 Dave Butler (Sr.), CAL
2/3 Howard Wright (Fr.), STAN
2/10 Reggie Miller (So.), UCLA
2/17 Arthur Thomas (Sr.), ASU
2/24 Jerry Adams (Sr.), ORE
3/3 Kevin Johnson (Sr.), CAL
3/10 Jerry Adams (Sr.), ORE

1986-87

12/1 Jose Ortiz (Sr.), OSU
12/8 Reggie Miller (Sr.), UCLA
12/15 Wayne Scholten (Sr.), WSU
12/22 Joe Wallace (Sr.), WSU
12/30 Leonard Taylor (Sr.), CAL
1/5 Anthony Taylor (Sr.), ORE
1/12 Montel Hatcher (Sr.), UCLA
1/19 Craig McMillan (Sr.), ARIZ
1/26 Jose Ortiz (Sr.), OSU
2/2 Chris Welp (Sr.), WASH
2/9 Joe Wallace (Sr.), WSU
2/16 Dave Butler (Sr.), CAL
2/23 Sean Elliott (So.), ARIZ
3/2 Reggie Miller (Sr.), UCLA

1987-88

11/30 Todd Lichti (Sr.), STAN
12/7 Sean Elliott (Sr.), ARIZ
12/14 Steve Kerr (Sr.), ARIZ
12/21 Steve Kerr (Sr.), ARIZ
1/4 Sean Elliott (Sr.), ARIZ
1/11 Eric Knox (Sr.), OSU
1/18 David Sanders (So.), WSU
1/25 Eldridge Recasner (So.), WASH

2/1 Trevor Wilson (So.), UCLA
2/8 Howard Wright (Sr.), STAN
2/15 Ryan Drew (Fr.), CAL
2/22 Sean Elliott (Sr.), ARIZ
2/29 Gary Payton (So.), OSU
3/7 Gary Payton (So.), OSU

1988-89

11/28 Gary Payton (Sr.), OSU
12/5 Don MacLean (Fr.), UCLA
12/12 Sean Elliott (Sr.), ARIZ
12/19 Mark West (Sr.), WASH
1/3 Todd Lichti (Sr.), STAN
1/9 Todd Lichti (Sr.), STAN
1/16 Anthony Cook (Sr.), ARIZ
1/23 Gary Payton (Sr.), OSU
1/30 Brian Quinnett (Sr.), WSU
2/6 Todd Lichti (Sr.), STAN
2/13 Gary Payton (Sr.), OSU
2/20 Sean Elliott (Sr.), ARIZ
2/27 Howard Wright (Sr.), STAN
3/6 Anthony Cook (Sr.), ARIZ

1989-90

11/27 Jud Buechler (Sr.), ARIZ
12/4 Gary Payton (Sr.), OSU
12/11 Gary Payton (Sr.), OSU
12/18 Adam Keefe (So.), STAN
1/2 Gary Payton (Sr.), OSU
1/9 Alex Austin (Sr.), ASU
1/16 Brian Hendrick (Fr.), CAL
1/22 Adam Keefe (So.), STAN
1/29 Don MacLean (So.), UCLA
2/5 Harold Miner (Fr.), USC
2/12 Jud Buechler (Sr.), ARIZ
2/19 Keith Smith (Sr.), CAL
2/26 Gary Payton (Sr.), OSU
3/5 Harold Miner (Fr.), USC

1990-91

11/26 Chris Mills (So.), ARIZ
12/3 Don MacLean (Sr.), UCLA
12/10 Terrell Brandon (Sr.), ORE
12/17 Harold Miner (So.), USC
12/31 Terrell Brandon (Sr.), ORE
1/7 Teo Alibegovic (Sr.), OSU
1/14 Adam Keefe (Sr.), STAN
1/21 Chris Mills (So.), ARIZ
1/28 Doug Meekins (Sr.), WASH
2/4 Adam Keefe (Sr.), STAN
2/11 Brian Williams (Sr.), ARIZ
2/18 Billy Dreher (So.), CAL
2/25 Harold Miner (So.), USC
3/5 Dion Brown (Sr.), WASH
3/11 Matt Muehlebach (Sr.), ARIZ

1991-92

11/26 Neil Derrick (Sr.), WSU
12/2 Chad Scott (Sr.), OSU
12/9 Chris Mills (Sr.), ARIZ
12/16 Adam Keefe (Sr.), STAN
12/23 Harold Miner (Sr.), USC
12/30 Peter Dukes (Sr.), STAN
Chad Scott (Sr.), OSU
1/6 Don MacLean (Sr.), UCLA
1/13 Don MacLean (Sr.), UCLA
1/20 Jamal Faulkner (So.), ASU
1/27 Harold Miner (Sr.), USC
2/3 Duane Cooper (Sr.), USC
2/10 Adam Keefe (Sr.), STAN
Antoine Stoudamire (So.), ORE
2/17 Scott Haskin (Sr.), OSU
2/24 Mario Bennett (Fr.), ASU
3/2 Harold Miner (Sr.), USC
3/9 Bennie Seltzer (Sr.), WSU
3/16 Don MacLean (Sr.), UCLA

1992-93

12/7 Ed O'Bannon (So.), UCLA
12/14 Chris Mills (Sr.), ARIZ
12/21 Bennie Seltzer (Sr.), WSU
1/4 Dwayne Fontana (Sr.), ASU
1/11 Chris Mills (Sr.), ARIZ
Scott Haskin (Sr.), OSU
1/18 Scott Haskin (Sr.), OSU
1/25 Ed Stokes (Sr.), ARIZ
2/1 Stevin Smith (Sr.), ASU
2/8 Mark Hendrickson (Fr.), WSU
2/15 Shon Tarver (Sr.), UCLA
2/22 Chris Mills (Sr.), ARIZ
3/1 Rodney Chatman (Sr.), USC
3/15 Chris Mills (Sr.), ARIZ

1993-94

12/6 Damon Stoudamire (Sr.), ARIZ
12/13 Jason Kidd (So.), CAL
12/20 George Zidek (Sr.), UCLA
1/3 Khalid Reeves (Sr.), ARIZ
Jan 11 Lamond Murray (Sr.), CAL
1/17 Lamond Murray (Sr.), CAL
1/24 Tyus Edney (Sr.), UCLA
1/31 Jason Kidd (So.), CAL
2/7 Maurice Woods (Sr.), WASH
2/14 Khalid Reeves (Sr.), ARIZ
2/21 Orlando Williams (Sr.), ORE
2/28 Khalid Reeves (Sr.), ARIZ
3/7 Lamond Murray (Sr.), CAL
3/14 Eddie Hill (Sr.), WSU

1994-95

12/5 Ed O'Bannon (Sr.), UCLA
12/12 Brent Barry (Sr.), OSU
12/19 Ed O'Bannon (Sr.), UCLA
1/2 Kenya Wilkins (So.), ORE
1/9 Donminic Ellison (So.), WSU
1/16 Damon Stoudamire (Sr.), ARIZ
1/23 Mark Hendrickson (Sr.), WSU
1/30 Tremaine Fowlkes (Fr.), CAL
2/6 Brevin Knight (So.), STAN
2/13 Mario Bennett (Sr.), ASU
2/20 Ed O'Bannon (Sr.), UCLA
2/27 Ed O'Bannon (Sr.), UCLA
3/6 Brent Barry (Sr.), OSU
3/13 Mario Bennett (Sr.), ASU

1995-96

12/4 Joseph Blair (Sr.), ARIZ
12/11 Jelani McCoy (Fr.), UCLA
12/18 Ed Gray (Sr.), CAL
1/2 Toby Bailey (So.), UCLA
1/8 Shareef Abdur-Rahim (Fr.), CAL
1/15 Kris Johnson (So.), UCLA
1/22 Ben Davis (Sr.), ARIZ
1/29 Mark Sanford (So.), WASH
2/5 Brevin Knight (Sr.), STAN
2/12 Miles Simon (So.), ARIZ
2/19 Kenya Wilkins (Sr.), ORE
2/26 Ed Gray (Sr.), CAL
3/4 Shareef Abdur-Rahim (Fr.), CAL
3/11 David Harbour (Sr.), STAN

1996-97

12/2 Ed Gray (Sr.), CAL
12/9 Kenya Wilkins (Sr.), ORE
12/16 Michael Dickerson (Sr.), ARIZ
12/23 Kenya Wilkins (Sr.), ORE
1/6 Rodrick Rhodes (Sr.), USC
1/13 Brevin Knight (Sr.), STAN
1/20 Corey Benjamin (Fr.), OSU
1/27 Ed Gray (Sr.), CAL
2/3 Mark Sanford (Sr.), WASH
2/10 Miles Simon (Sr.), ARIZ
Stais Boseman (Sr.), USC
2/17 Charles O'Bannon (Sr.), UCLA
2/24 Ed Gray (Sr.), CAL
Toby Bailey (Sr.), UCLA

3/3 Michael Dickerson (Sr.), ARIZ
3/10 Tim Young (So.), STAN

1997-98

12/1 Todd MacCulloch (Sr.), WASH
12/8 Mark Madsen (So.), STAN
12/15 Jason Terry (Sr.), ARIZ
12/22 J.R. Henderson (Sr.), UCLA
1/6 Miles Simon (Sr.), ARIZ
1/12 Michael Dickerson (Sr.), ARIZ
1/19 Todd MacCulloch (Sr.), WASH
1/26 Corey Benjamin (So.), OSU
2/2 Mike Bibby (So.), ARIZ
2/9 Jeremy Veal (Sr.), ASU
2/16 Donald Watts (Sr.), WASH
2/23 Sean Marks (Sr.), CAL
3/2 Toby Bailey (Sr.), UCLA
3/8 Gary Johnson (Sr.), USC

1998-99

11/30 Deon Lutton (Sr.), WASH
12/7 Geno Carlisle (Sr.), CAL
12/14 Jan-Michael Thomas (Sr.), WSU
12/21 Eddie House (Sr.), ASU
1/5 Baron Davis (So.), UCLA
1/11 Deaundra Tanner (So.), OSU
1/18 Todd MacCulloch (Sr.), WASH
1/25 Baron Davis (So.), UCLA
2/1 Jason Terry (Sr.), ARIZ
2/8 Deon Lutton (Sr.), WASH
2/15 Darius Wright (Sr.), ORE
2/22 Jason Terry (Sr.), ARIZ
3/1 Arthur Lee (Sr.), STAN
3/7 Jason Terry (Sr.), ARIZ

1999-2000

11/27 Jason Collins (Fr.), STAN
12/6 Michael Wright (So.), ARIZ
12/13 Brian Scalabrine (Sr.), USC
12/20 Eddie House (Sr.), ASU
1/3 Eddie House (Sr.), ASU
1/10 Eddie House (Sr.), ASU
1/17 Loren Woods (Sr.), ARIZ
1/24 David Bluthenthal (So.), USC
1/31 A.D. Smith (Sr.), ORE
2/7 Loren Woods (Sr.), ARIZ
2/14 Mark Madsen (Sr.), STAN
2/21 Eddie House (Sr.), ASU
2/28 Earl Watson (Sr.), UCLA
3/6 Alex Scales (Sr.), ORE
3/13 Jeff Trepagnier (Sr.), USC

2000-01

11/27 Michael Wright (Sr.), ARIZ
12/4 Luke Walton (So.), ARIZ
12/11 David Bluthenthal (Sr.), USC
12/18 Bryan Bracey (Sr.), ORE
1/3 Sam Clancy (Sr.), USC
1/8 Jarron Collins (Sr.), STAN
Jason Collins (Sr.), STAN
1/16 Jason Kapono (So.), UCLA
1/22 Gilbert Arenas (So.), ARIZ
1/29 Sean Lampley (Sr.), CAL
2/5 Awvee Storey (Sr.), ASU
2/12 Sean Lampley (Sr.), CAL
2/19 Gilbert Arenas (So.), ARIZ
2/26 Sean Lampley (Sr.), CAL
3/5 Casey Jacobsen (So.), STAN
3/12 Loren Woods (Sr.), ARIZ

2001-02

11/26 Jason Gardner (Sr.), ARIZ
12/3 Curtis Allen (So.), WASH
12/10 Marcus Moore (Sr.), WSU
12/17 Joe Shipp (Sr.), CAL
1/7 Chad Prewitt (Sr.), ASU
1/14 Matt Barnes (Sr.), UCLA
1/21 Luke Walton (Sr.), ARIZ
1/28 Philip Ricci (Sr.), OSU

- 2/4 Casey Jacobsen (Jr.), STAN
- 2/11 Amit Tamir (Fr.), CAL
- 2/18 David Bluthenthal (Sr.), USC
- 2/25 Frederick Jones (Sr.), ORE
- 3/4 Curtis Borchardt (Jr.), STAN

2002-03

- 12/2 Luke Ridnour (Jr.), ORE
- 12/9 Luke Jackson (Jr.), ORE
- 12/16 Jason Gardner (Sr.), ARIZ
- 1/6 Jason Kapono (Sr.), UCLA
- 1/13 Joe Shipp (Sr.), CAL
- 1/20 Joe Shipp (Sr.), CAL
- 1/27 Jason Gardner (Sr.), ARIZ
- 2/3 Brian Jackson (Sr.), OSU
- 2/10 Brian Wethers (Sr.), CAL
- 2/17 Ike Diogu (Fr.), ASU
- 2/24 Channing Frye (So.), ARIZ
- 3/3 Salim Stoudamire (So.), ARIZ
- 3/10 Tommy Smith (Sr.), ASU

2003-04

- 12/1 Chris Hernandez, (So.), STAN
- 12/8 Matt Lottich, (Sr.), STAN
- 12/15 Hassan Adams, (So.), ARIZ
- 12/22 Matt Lottich, (Sr.), STAN
- 1/5 Janou Rubin, (Jr.), UCLA
- 1/12 Josh Childress, (Jr.), STAN
- 1/19 Desmon Farmer, (Sr.), USC
- 1/26 Leon Powe, (Fr.), CAL
- 2/2 Nate Robinson, (So.), WASH
- 2/9 Richard Midgely, (So.), CAL
- 2/16 Salim Stoudamire, (Jr.), ARIZ
- 2/23 David Lucas, (Jr.), OSU
- 2/28 Brandon Roy, (So.), WASH
- 3/8 Luke Jackson, (Sr.), ORE

2004-05

- 11/29 Nate Robinson (Jr.), WASH
- 12/6 Ike Diogu (Jr.), ASU
- 12/13 Jordan Farmar (Fr.), UCLA
- 12/20 Dijon Thompson (Sr.), UCLA
- 1/3 David Lucas (Sr.), OSU
- 1/10 Ike Diogu (Jr.), ASU
- 1/17 Salim Stoudamire, (Sr.), ARIZ
- 1/24 Dan Grunfeld (Jr.), STAN
- 1/31 Thomas Kelati (Sr.), WSU
- 2/7 Ike Diogu (Jr.), ASU
- 2/14 David Lucas (Sr.), OSU
- 2/21 Salim Stoudamire (Sr.), ARIZ
- 2/28 Tre Simmons (Sr.), WASH
- 3/7 Salim Stoudamire (Sr.), ARIZ

2005-06

- 11/29 DeVon Hardin (So.), CAL
- 12/5 Leon Powe (So.), CAL
- 12/12 Gabe Pruitt (So.), USC
- 12/19 Chris Stephens (Sr.), OSU
- 12/26 Hassan Adams (Sr.), ARIZ
- 1/2 Hassan Adams (Sr.), ARIZ
- 1/9 Josh Akognon (So.), WSU
- 1/16 Bobby Jones (Sr.), WASH
- 1/23 Matt Haryasz (Sr.), STAN
- 1/30 Matt Haryasz (Sr.), STAN
- 2/6 Chris Hernandez (Sr.), STAN
- 2/13 Brandon Roy (Sr.), WASH
- 2/20 Brandon Roy (Sr.), WASH
- 2/27 Brandon Roy (Sr.), WASH
- 3/6 Arron Afflalo (So.), UCLA

2006-07

- 11/20 Chase Budinger (Fr.), ARIZ
- 11/27 Darren Collison (So.), UCLA
- 12/4 Josh Shipp (So.), UCLA
- 12/11 Daven Harmeling (So.), WSU
- 12/18 Bryce Taylor (Jr.), ORE
- 12/26 Spencer Hawes (Fr.), WASH
- 1/1 Ivan Radenovic (Sr.), ARIZ
- 1/7 Aaron Brooks (Sr.), ORE
- 1/15 Anthony Goods (So.), STAN

- 1/22 Nick Young (Jr.), USC
- 1/29 Brook Lopez (Fr.), STAN
- 2/5 Daven Harmeling (So.), WSU
- 2/12 Jon Brockman (So.), WASH
- 2/19 Darren Collison (So.), UCLA
- 2/26 Tajuan Porter (Fr.), ORE
- 3/5 Ivan Radenovic (Sr.), ARIZ

2007-08

- 11/19 Jon Brockman (Jr.), WASH
- 11/26 Kevin Love (Fr.), UCLA
- 12/3 Ryan Anderson (So.), CAL
- 12/10 Jordan Hill (So.), ARIZ
- 12/17 Ty Abbott (Fr.), ASU
- 12/24 Jon Brockman (Jr.), WASH
- 12/31 Jerome Randle (So.), CAL
- 1/7 James Harden (Fr.), ASU
- 1/14 Kevin Love (Fr.), UCLA
- 1/21 Jon Brockman (Jr.), WASH
- 1/28 Kevin Love (Fr.), UCLA
- 2/4 Ryan Anderson (So.), CAL
- 2/11 Jeff Pendergraph (Jr.), ASU
- 2/18 Jerryd Bayless (Fr.), ARIZ
- 2/25 O.J. Mayo (Fr.), USC
- 3/3 Brook Lopez (So.), STAN
- 3/10 Taj Gibson (So.), USC

2008-09

- 11/17 Darren Collison (Sr.), UCLA
- 11/24 James Harden (So.), ASU
- 12/1 James Harden (So.), ASU
- 12/8 Dwight Lewis (Jr.), USC
- 12/15 Jordan Hill (Jr.), ARIZ
- 12/22 Jerome Randle (Jr.), CAL
- 12/29 Jamelle Horne (So.), ARIZ
- 1/5 Patrick Christopher (Jr.), CAL
- 1/12 Patrick Christopher (Jr.), CAL
- 1/19 Lawrence Hill (Sr.), STAN
- 1/26 Roeland Schaftenaar (Jr.), OSU
- 2/2 Chase Budinger (Jr.), ARIZ
- 2/9 Alfred Aboya (Sr.), UCLA
- 2/16 Nic Wise (Jr.), ARIZ
- 2/23 Taylor Rochestie (Sr.), WSU
- 3/2 Jon Brockman (Sr.), WASH
- 3/9 Josh Shipp (Sr.), UCLA

2009-10

- 11/16 Quincy Pondexter (Sr.), WASH
- 11/23 Klay Thompson (So.), WSU
- 11/30 Klay Thompson (So.), WSU
- 12/7 Quincy Pondexter (Sr.), WASH
- 12/14 Patrick Chistopher (Sr.), CAL
- 12/21 Alex Stepheson (Jr.), USC
- 12/28 Mike Gerrity (Sr.), USC
- 1/4 Michael Dunigan (So.), ORE
- 1/11 Ty Abbott (Jr.), ASU
- 1/18 Quincy Pondexter (Sr.), WASH
- 1/25 Landry Fields (Sr.), STAN
- 2/1 Nic Wise (Sr.), ARIZ
- 2/8 Quincy Pondexter (Sr.), WASH
- 2/15 Jerome Randle (Sr.), CAL
- 2/22 Landry Fields (Sr.), STAN
- 3/1 Jamal Boykin (Sr.), CAL
- 3/8 Quincy Pondexter (Sr.), WASH

2010-11

- 11/22 Reeves Nelson (So.), UCLA
- 11/29 Klay Thompson (Jr.), WSU
- 12/6 Derrick Williams (So.), ARIZ
- 12/13 Klay Thompson (Jr.), WSU
- 12/20 Reeves Nelson (So.), UCLA
- 12/27 Jio Fontan (Jr.), USC
- 1/3 M. Bryan-Amaning (Sr.), WASH
- 1/10 Isaiah Thomas (Jr.), WASH
- 1/17 Derrick Williams (So.), ARIZ
- 1/24 Isaiah Thomas (Jr.), WASH
- 1/31 Lamont Jones (So.), ARIZ
- 2/7 Joevan Catron (Sr.), ORE
- 2/14 Isaiah Thomas (Jr.), WASH
- 2/21 Derrick Williams (So.), ARIZ

- 2/28 Nikola Vucevic (Jr.), USC
- 3/7 Ty Abbott (Sr.), ASU

2011-12

- 11/14 C.J. Wilcox (So.), WASH
- 11/21 Jared Cunningham (Jr.), OSU
- 11/28 Maurice Jones (So.), USC
- 12/5 Solomon Hill (Jr.), ARIZ
- 12/12 Brock Motum (Jr.), WSU
- 12/19 Ahmad Starks (So.), OSU
- 12/26 Solomon Hill (Jr.), ARIZ
- 1/2 Tony Wroten (Fr.), WASH
- 1/9 Carlton Brown (Sr.), COLO
- 1/16 Terrence Ross (So.), WASH
- 1/23 Faisal Aden (Sr.), WSU
- 1/30 Jared Cunningham (Jr.), OSU
- 2/6 Kyle Fogg (Sr.), ARIZ
- 2/13 E.J. Singler (Jr.), ORE
- 2/20 Justin Cobb (So.), CAL
- 2/27 Kyle Fogg (Sr.), ARIZ
- 3/5 Lazeric Jones (Sr.), UCLA

2012-13

- 11/12 Ahmad Starks (Jr.), OSU
- 11/19 Askia Booker (So.), COLO
- 11/26 Justin Cobbs (Jr.), CAL
- 12/3 Carrick Felix (Sr.), ASU
- 12/10 Brock Motum (Sr.), WSU
- 12/17 André Roberson (Jr.), COLO
- 12/24 Eric Moreland (So.), OSU
- 12/31 Shabazz Muhammad (Fr.), UCLA
- 1/7 Carrick Felix (Sr.), ASU
- 1/14 C.J. Wilcox (Jr.), WASH
- 1/21 Mark Lyons (Sr.), ARIZ
- 1/28 Carrick Felix (Sr.), ASU
- 2/4 Josh Huestis (Jr.), STAN
- 2/11 Allen Crabbe (Jr.), CAL
- 2/18 Allen Crabbe (Jr.), CAL
- 2/25 Justin Cobbs (Jr.), CAL
- 3/4 Kyle Anderson (Fr.), UCLA
- 3/11 Brock Motum (Sr.), WSU

2013-14

- 11/11 Tyrone Wallace (So.), CAL
- 11/18 Roberto Nelson (Sr.), OSU
- 11/25 Jahii Carson (So.), ASU
- 12/2 Nick Johnson (Jr.), ARIZ
- 12/9 Askia Booker (Jr.), COLO
- 12/16 Jordan Loveridge (So.), UTAH
- 12/23 Chasson Randle (Jr.), STAN
- 12/30 Roberto Nelson (Sr.), OSU
- 1/6 Askia Booker (Jr.), COLO
- 1/13 Justin Cobbs (Sr.), CAL
- 1/20 Delon Wright (Jr.) UTAH
- 1/27 Kyle Anderson (So.), UCLA
- 2/3 Justin Cobbs (Sr.), CAL
- 2/10 Jordan Bachynski (Sr.), ASU
- 2/17 Jermaine Marshall (Sr.), ASU
- 2/24 Josh Huestis (Sr.), STAN
- 3/3 Mike Moser (Sr.), ORE
- 3/10 Mike Moser (Sr.), ORE

2014-15

- 11/17 Tyrone Wallace (Jr.), CAL
- 11/24 Norman Powell (Sr.), UCLA
- 12/1 Stanley Johnson (Fr.), ARIZ
- 12/8 Tyrone Wallace (Jr.), CAL
- 12/15 Delon Wright (Sr.), UTAH
- 12/22 Elijah Stewart (Fr.), USC
- 12/29 Anthony Brown (Sr.), STAN
- 1/5 Chasson Randle (Sr.), STAN
- 1/12 Kevon Looney (Fr.), UCLA
- 1/19 Stanley Johnson (Fr.), ARIZ
- 1/26 Gary Payton II (Jr.), OSU
- 2/2 Norman Powell (Sr.), UCLA
- 2/9 Joseph Young (Sr.), ORE
- 2/16 Rondae Hollis-Jefferson (So.), ARIZ
- 2/23 Andrew Andrews (Jr.), WASH
- 3/2 Norman Powell (Sr.), UCLA
- 3/9 Shaquille McKissic (Sr.), ASU

2015-16

- 11/16 Tyrone Wallace (Sr.), CAL
- 11/23 Jakob Poeltl (So.), UTAH
- 11/30 Andrew Andrews (Sr.), WASH
- 12/7 Thomas Welsh (So.), UCLA
- 12/14 Allonzo Trier (Fr.), ARIZ
- 12/21 Jakob Poeltl (So.), UTAH
- 12/28 Josh Hawkinson (Jr.), WSU
- 1/4 Andrew Andrews (Sr.), WASH
- 1/11 Bryce Alford (Jr.), UCLA
- 1/18 Josh Scott (Sr.), COLO
- 1/25 Jakob Poeltl (So.), UTAH
- 2/1 Dillon Brooks (So.), ORE
- 2/8 Ryan Anderson (Sr.), ARIZ
- 2/15 Jabari Bird (Jr.), CAL
- 2/22 Jakob Poeltl (So.), UTAH
- 2/29 Josh Scott (Sr.), COLO
- 3/7 Gabe York (Sr.), ARIZ

2016-17

- 11/14 Tres Tinkle (So.), OSU
- 11/21 Charlie Moore (Fr.), CAL
- 11/28 Lonzo Ball (Fr.), UCLA
- 12/5 TJ Leaf (Fr.), UCLA
- 12/12 Derrick White (Sr.), COLO
- 12/19 TJ Leaf (Fr.), UCLA
- 12/26 Jordan McLaughlin (Jr.), USC
- 1/2 Dillon Brooks (Jr.), ORE
- 1/9 Ivan Rabb (So.), CAL
- 1/16 Bryce Alford (Sr.), UCLA
- 1/23 Lauri Markkanen (Fr.), ARIZ
- 1/30 Shaquuan Aaron (R-So.), USC
- 2/6 Dillon Brooks (Jr.), ORE
- 2/13 Lonzo Ball (Fr.), UCLA
- 2/20 Lauri Markkanen (Fr.), ARIZ
- 2/27 Dillon Brooks (Jr.), ORE
- 3/6 Jordan McLaughlin (Jr.), USC

2017-18

- 11/13 Allonzo Trier (Jr.), ARIZ
- 11/20 Tra Holder (Sr.), ASU
- 11/27 Tra Holder (Sr.), ASU
- 12/4 Deandre Ayton (Fr.), ARIZ
- 12/11 Shannon Evans II (Sr.), ASU
- 12/18 Jordan McLaughlin (Sr.), USC
- 12/25 Aaron Holiday (Jr.), UCLA
- 1/1 Deandre Ayton (Fr.), ARIZ
- 1/8 McKinley Wright IV (Fr.), COLO
- 1/15 Daejon Davis (Fr.), STAN
- 1/22 Justin Bibbins (Sr.), UTAH
- 1/29 Dusan Ristic (Sr.), ARIZ
- 2/5 Noah Dickerson (Jr.), WASH
- 2/12 Tres Tinkle (R-So.), OSU
- 2/19 Aaron Holiday (Jr.), UCLA
- 2/26 Reid Travis (Jr.), STAN
- 3/5 Aaron Holiday (Jr.), UCLA

PLAYERS OF THE WEEK SELECTIONS BY SCHOOL

(Total selections)

1. ARIZ.....	98
2. UCLA.....	71
3. CAL.....	58
4. STAN.....	51
5. WASH.....	50
6. OSU.....	49
7. ASU.....	39
USC.....	39
9. ORE.....	37
10. WSU.....	28
11. COLO.....	9
12. UTAH.....	8

PLAYERS OF THE WEEK - BY THE NUMBERS

Gary Payton, OSU.....	9
Chris Mills, ARIZ.....	7
Harold Miner, USC.....	7
Adam Keefe, STAN.....	6
Don MacLean, UCLA.....	6
Sean Elliott, ARIZ.....	6
Jon Brockman, WASH.....	5
Ed Gray, CAL.....	5
Eddie House, ASU.....	5
Reggie Miller, UCLA.....	5
Ed O'Bannon, UCLA.....	5
Quincy Pondexter, WASH.....	5
Salim Stoudamire, ARIZ.....	5
Dillon Brooks, ORE.....	4
Wayne Carlander, USC.....	4
Justin Cobbs, CAL.....	4
Ike Diogu, ASU.....	4
A.C. Green, OSU.....	4
Todd Lichti, STAN.....	4
Jakob Poeltl, UTAH.....	4
Blair Rasmussen, ORE.....	4
Brandon Roy, WASH.....	4
Jason Terry, ARIZ.....	4
Klay Thompson, WSU.....	4
Tyrone Wallace, CAL.....	4
Hassan Adams, ARIZ.....	3
Jerry Adams, ORE.....	3
Andrew Andrews, WASH.....	3
Toby Bailey, UCLA.....	3
Mario Bennett, ASU.....	3
David Bluthenthal, USC.....	3
Askia Booker, COLO.....	3
Darren Collison, UCLA.....	3
Patrick Christopher, CAL.....	3
Michael Dickerson, ARIZ.....	3
Carrick Felix, ASU.....	3
Jason Gardner, ARIZ.....	3
James Harden, ASU.....	3
Scott Haskin, OSU.....	3
Aaron Holiday, UCLA.....	3
Steve Kerr, ARIZ.....	3
Brevin Knight, STAN.....	3
Sean Lampley, CAL.....	3
Kevin Love, UCLA.....	3
David Lucas, OSU.....	3
Todd MacCulloch, STAN.....	3
Jordan McLaughlin, USC.....	3
Brock Motum, WSU.....	3
Lamond Murray, CAL.....	3
Jose Ortiz, OSU.....	3
Norman Powell, UCLA.....	3
Khalid Reeves, ARIZ.....	3
Joe Shipp, CAL.....	3
Miles Simon, ARIZ.....	3
Isaiah Thomas, WASH.....	3
Chris Welp, WASH.....	3
Kenya Wilkins, ORE.....	3
Derrick Williams, ARIZ.....	3
Loren Woods, ARIZ.....	3
Howard Wright, STAN.....	3
Ty Abbott, ASU.....	2
Shareef Abdur-Rahim, CAL.....	2
Bryce Alford, UCLA.....	2
Kyle Anderson, UCLA.....	2
Ryan Anderson, CAL.....	2
Gilbert Arenas, ARIZ.....	2
Deandre Ayton, ARIZ.....	2
Lonzo Ball, UCLA.....	2
Brent Barry, OSU.....	2
Corey Benjamin, OSU.....	2
Terrell Brandon, OSU.....	2
Chase Budinger, ARIZ.....	2
Jud Buechler, ARIZ.....	2
Dave Butler, CAL.....	2

Jason Collins, STAN.....	2
Anthony Cook, ARIZ.....	2
Allen Crabbe, CAL.....	2
Jared Cunningham, OSU.....	2
Baron Davis, UCLA.....	2
Landry Fields, STAN.....	2
Kyle Fogg, ARIZ.....	2
Daven Harmeling, WSU.....	2
Matt Haryasz, STAN.....	2
Mark Hendrickson, WSU.....	2
Chris Hernandez, STAN.....	2
Jordan Hill, ARIZ.....	2
Solomon Hill, ARIZ.....	2
Tra Holder, ASU.....	2
Josh Huestis, STAN.....	2
Luke Jackson, ORE.....	2
Ralph Jackson, UCLA.....	2
Casey Jacobsen, STAN.....	2
Kevin Johnson, CAL.....	2
Stanley Johnson, ARIZ.....	2
Jason Kapono, UCLA.....	2
Jason Kidd, CAL.....	2
TJ Leaf, UCLA.....	2
Brook Lopez, STAN.....	2
Matt Lottich, STAN.....	2
Deon Luten, WASH.....	2
Mark Madsen, STAN.....	2
Lauri Markkanen, ARIZ.....	2
Mike Moser, ORE.....	2
Reeves Nelson, UCLA.....	2
Roberto Nelson, OSU.....	2
Leon Powe, CAL.....	2
Ivan Radenovic, ARIZ.....	2
Chasson Randle, STAN.....	2
Jerome Randle, CAL.....	2
Nate Robinson, WASH.....	2
Mark Sanford, WASH.....	2
Detlef Schrempf, WASH.....	2
Chad Scott, OSU.....	2
Josh Scott, COLO.....	2
Bennie Seltzer, WSU.....	2
Josh Shipp, UCLA.....	2
Charlie Sitton, OSU.....	2
Ahmad Starks, OSU.....	2
Damon Stoudamire, ARIZ.....	2
Tres Tinkle, OSU.....	2
Allonzo Trier, ARIZ.....	2
Joe Wallace, WSU.....	2
Luke Walton, ARIZ.....	2
C.J. Wilcox, WASH.....	2
Pete Williams, ARIZ.....	2
Kenya Wilkins, ORE.....	2
Nic Wise, ARIZ.....	2
Delon Wright, UTAH.....	2
Michael Wright, ARIZ.....	2
Shaquuan Aaron, USC.....	1
Alfred Aboya, UCLA.....	1
Faisel Aden, WSU.....	1
Arron Afflalo, UCLA.....	1
Josh Akognon, WSU.....	1
Teo Alibegovic, OSU.....	1
Curtis Allen, WASH.....	1
Ryan Anderson, ARIZ.....	1
Alex Austin, ASU.....	1
Jordan Bachynski, ASU.....	1
Matt Barnes, UCLA.....	1
Jerryd Bayless, ARIZ.....	1
Justin Bibbins, UTAH.....	1
Jabari Bird, CAL.....	1
Joseph Blair, ARIZ.....	1
Curtis Borchardt, STAN.....	1
Stais Boseman, USC.....	1
Jamal Boykin, CAL.....	1
Bryan Bracey, ORE.....	1
Aaron Brooks, ORE.....	1
Anthony Brown, STAN.....	1
Carlton Brown, COLO.....	1
Dion Brown, WASH.....	1
Matthew Bryan-Amaning, WASH.....	1

Geno Carlisle, CAL.....	1
Jahii Carson, ASU.....	1
Joewan Catron, ORE.....	1
Rodney Chatman, USC.....	1
Josh Childress, STAN.....	1
Sam Clancy, USC.....	1
Jarron Collins, STAN.....	1
Duane Cooper, USC.....	1
Ben Davis, ARIZ.....	1
Daejon Davis, STAN.....	1
Neil Derrick, WSU.....	1
Noah Dickerson, WASH.....	1
Billy Dreher, CAL.....	1
Ryan Drew, CAL.....	1
Peter Dukes, STAN.....	1
Michael Dunigan, ORE.....	1
Tyus Edney, UCLA.....	1
Donminic Ellison, WSU.....	1
Shannon Evans II, ASU.....	1
Jordan Farmar, UCLA.....	1
Desmon Farmer, USC.....	1
Jamal Faulkner, ASU.....	1
Kenny Fields, UCLA.....	1
Jio Fontan, USC.....	1
Dwayne Fontana, ASU.....	1
Tremaine Fowlkes, CAL.....	1
Channing Frye, ARIZ.....	1
Mike Gerrity, USC.....	1
Taj Gibson, USC.....	1
Anthony Goods, STAN.....	1
Dan Grunfeld, STAN.....	1
David Harbour, STAN.....	1
DeVon Hardin, CAL.....	1
Chris Harper, ORE.....	1
Montel Hatcher, UCLA.....	1
Spencer Hawes, WASH.....	1
Josh Hawkins, WSU.....	1
Butch Hays, CAL.....	1
J.R. Henderson, UCLA.....	1
Brian Hendrick, CAL.....	1
Eddie Hill, WSU.....	1
Lawrence Hill, STAN.....	1
Rondae Hollis-Jefferson, ARIZ.....	1
Jamelle Horne, ARIZ.....	1
Darrin Houston, OSU.....	1
Gary Johnson, USC.....	1
Brian Jackson, OSU.....	1
Kris Johnson, UCLA.....	1
Nick Johnson, ARIZ.....	1
Bobby Jones, WASH.....	1
Frederick Jones, ORE.....	1
Keith Jones, STAN.....	1
Lamont Jones, ARIZ.....	1
Lazeric Jones, UCLA.....	1
Maurice Jones, USC.....	1
Thomas Kelati, WSU.....	1
Eric Knox, OSU.....	1
Arthur Lee, STAN.....	1
Dwight Lewis, USC.....	1
Tom Lewis, USC.....	1
Trent Lockett, ASU.....	1
Kevon Looney, UCLA.....	1
Jordan Loveridge, UTAH.....	1
Mark Lyons, ARIZ.....	1
Sean Marks, CAL.....	1
Jermaine Marshall, ASU.....	1
O.J. Mayo, USC.....	1
Jelani McCoy, UCLA.....	1
Shaquille McKissic, ASU.....	1
Craig McMillan, ARIZ.....	1
Doug Meekins, WASH.....	1
Richard Midgely, CAL.....	1
Nigel Miguel, UCLA.....	1
Charlie Moore, CAL.....	1
Marcus Moore, WSU.....	1
Eric Moreland, OSU.....	1
Matt Muehlebach, ARIZ.....	1
Shabazz Muhammad, UCLA.....	1
Charles O'Bannon, UCLA.....	1
Gary Payton II, OSU.....	1

Jeff Pendergraph, ASU.....	1
Chad Prewitt, ASU.....	1
Tajuan Porter, ORE.....	1
Gabe Pruitt, USC.....	1
Brian Quinnett, WSU.....	1
Ivan Rabb, CAL.....	1
Eldridge Recasner, WASH.....	1
John Revelli, STAN.....	1
Rodrick Rhodes, USC.....	1
Philip Ricci, OSU.....	1
Luke Ridnour, ORE.....	1
Dusan Ristic, ARIZ.....	1
André Roberson, COLO.....	1
Taylor Rochestie, WSU.....	1
Terrence Ross, WASH.....	1
Janou Rubin, UCLA.....	1
David Sanders, WSU.....	1
Chris Sandle, ASU.....	1
Brian Scalabrino, USC.....	1
Alex Scales, ORE.....	1
Roeland Schaftenaar, OSU.....	1
Dwayne Scholten, WSU.....	1
Tre Simmons, WASH.....	1
E.J. Singler, ORE.....	1
A.D. Smith, ORE.....	1
Eddie Smith, ARIZ.....	1
Keith Smith, CAL.....	1
Stevin Smith, ASU.....	1
Chris Stephens, OSU.....	1
Alex Stepheson, USC.....	1
Tommy Smith, ASU.....	1
Elijah Stewart, USC.....	1
Ed Stokes, ARIZ.....	1
Awee Storey, ASU.....	1
Antoine Stoudamire, ORE.....	1
Amit Tamir, CAL.....	1
Deandra Tanner, OSU.....	1
Shon Tarver, UCLA.....	1
Anthony Taylor, ORE.....	1
Bryce Taylor, ORE.....	1
Leonard Taylor, CAL.....	1
Arthur Thomas, ASU.....	1
Jan-Michael Thomas, WSU.....	1
Bobby Thompson, ASU.....	1
Dijon Thompson, UCLA.....	1
Greg Trapp, OSU.....	1
Reid Travis, STAN.....	1
Jeff Trepagnier, USC.....	1
Jeremy Veal, ASU.....	1
Nikola Vucevic, USC.....	1
Earl Watson, UCLA.....	1
Donald Watts, WASH.....	1
Thomas Welsh, UCLA.....	1
Mark West, WASH.....	1
Brian Wethers, CAL.....	1
Derrick White, COLO.....	1
Brian Williams, ARIZ.....	1
Orlando Williams, ORE.....	1
Maurice Woods, WASH.....	1
Trevor Wilson, UCLA.....	1
Darius Wright, ORE.....	1
McKinley Wright IV, COLO.....	1
Tony Wroten, WASH.....	1
Gabe York, ARIZ.....	1
Joseph Young, ORE.....	1
Nick Young, USC.....	1
Tim Young, STAN.....	1
George Zidek, UCLA.....	1

**PLAYERS OF THE WEEK
BREAKDOWN BY CLASS**

Senior.....	219
Junior.....	160
Sophomore.....	106
Freshmen.....	50

All honors selected by Conference coaches, unless noted otherwise.

PLAYER OF THE YEAR

- 1975-76 Ron Lee, G, ORE (Sr., Lexington, Mass.)
- 1976-77 Marques Johnson, F, UCLA (Sr., Los Angeles, Calif.)
- 1977-78 David Greenwood, F, UCLA (Jr., Los Angeles, Calif.)
- 1978-79 David Greenwood, F, UCLA (Sr., Los Angeles, Calif.)
- 1979-80 Don Collins, F, WSU (Sr., Toledo, Ohio)
- 1980-81 Steve Johnson, C, OSU (Sr., San Bernardino, Calif.)
- 1981-82 Lester Conner, G, OSU (Sr., Oakland, Calif.)
- 1982-83 Kenny Fields, F, UCLA (Jr., Los Angeles, Calif.)
- 1983-84 A.C. Green, F, OSU (Jr., Portland, Ore.)
- 1984-85 Wayne Carlander, F, USC (Sr., Huntington Beach, Calif.)
- 1985-86 Chris Welp, C, WASH (Jr., Osnabruck, W.G.)
- 1986-87 Jose Ortiz, C, OSU (Sr., Cayey, P.R.)
- 1987-88 Sean Elliott, F, ARIZ (Jr., Tucson, Ariz.)
- 1988-89 Sean Elliott, F, ARIZ (Sr., Tucson, Ariz.)
- 1989-90 Gary Payton, G, OSU (Sr., Oakland, Calif.)
- 1990-91 Terrell Brandon, G, ORE (Jr., Portland, Ore.)
- 1991-92 Harold Miner, G, USC (Jr., Inglewood, Calif.)
- 1992-93 Chris Mills, F, ARIZ (Sr., Los Angeles, Calif.)
- 1993-94 Jason Kidd, G, CAL (So., Oakland, Calif.)
- 1994-95 Ed O'Bannon, F, UCLA (Sr., Lakewood, Calif.)
- Damon Stoudamire, G, ARIZ (Sr., Portland, Ore.)
- Shareef Abdur-Rahim, F, CAL (Fr., Marietta, Ga.)
- 1995-96 Ed Gray, G, CAL (Sr., Riverside, Calif.)
- 1996-97 Mike Bibby, G, ARIZ (So., Phoenix, Ariz.)
- 1997-98 Jason Terry, G, ARIZ (Sr., Seattle, Wash.)
- 1998-99 Eddie House, G, ASU (Sr., Union City, Calif.)
- 1999-00 Sean Lampley, F, CAL (Sr., Chicago, Ill.)
- 2000-01 Sam Clancy, F, USC (Sr., Fairview, Ohio)
- 2001-02 Luke Ridnour, G, ORE (Jr., Blaine, Wash.)
- 2002-03 Josh Childress, G/F, STAN (Jr., Los Angeles, Calif.)
- 2003-04 Ike Diogu, F/C, ASU (Jr., Garland, Texas)
- 2004-05 Brandon Roy, G, WASH (Sr., Seattle, Wash.)
- 2005-06 Arron Afflalo, G, UCLA (Jr., Compton, Calif.)
- 2006-07 Kevin Love, F, UCLA (Fr., Lake Oswego, Ore.)
- 2007-08 James Harden, G, ASU (So., Los Angeles, Calif.)
- 2008-09 Jerome Randle, G, CAL (Sr., Chicago, Ill.)
- 2009-10 Derrick Williams, F, ARIZ (So., La Mirada, Calif.)
- 2010-11 Jorge Gutierrez, G, CAL (Sr., Chihuahua, Mexico)
- 2011-12 Allen Crabbe, G, CAL (Jr., Los Angeles, Calif.)
- 2012-13 Nick Johnson, G, ARIZ (Jr., Gilbert, Ariz.)
- 2013-14 Joseph Young, G, ORE (Sr., Houston, Texas)
- 2014-15 Jakob Poeltl, F, UTAH (So., Vienna, Austria)
- 2015-16 Dillon Brooks, F, ORE (Jr., Mississauga, Ontario, Canada)
- 2016-17 Deandre Ayton, F, ARIZ (Fr., Nassau, Bahamas)
- 2017-18

FRESHMAN OF THE YEAR

- 1978-79* Bryan Rison, G, WSU (Jr., Mt. Morris, Mich.)
- 1979-80* Byron Scott, G, ASU (Fr., Inglewood, Calif.)
- 1980-81* John Revelli, C, STAN (Fr., Scarsdale, N.Y.)
- 1981-82* Johnny Rogers, F, STAN (Fr., Westminster, Calif.)
- 1982-83* Dave Butler, F, CAL (Fr., Rancho Palos Verdes, Calif.)
- 1983-84 Chris Welp, C, WASH (Osnabruck, W.G.)
- 1984-85 Leonard Taylor, F, CAL (Lennox, Calif.)
- 1985-86 Sean Elliott, F, ARIZ (Tucson, Ariz.)
- Pooh Richardson, G, UCLA (Philadelphia, Pa.)
- 1986-87 Gary Payton, G, OSU (Oakland, Calif.)
- 1987-88 Mike Hayward, F, WASH (San Rafael, Calif.)
- 1988-89 Don MacLean, F, UCLA (Simi Valley, Calif.)
- 1989-90 Harold Miner, G, USC (Inglewood, Calif.)
- 1990-91 Jamal Faulkner, F, ASU (Middle Village, N.Y.)
- 1991-92 Mark Pope, F, WASH (Bellevue, Wash.)
- 1992-93 Jason Kidd, G, CAL (Oakland, Calif.)
- 1993-94 Brevin Knight, G, STAN (East Orange, N.J.)
- 1994-95 Tremaine Fowlkes, F, CAL (Los Angeles, Calif.)
- 1995-96 Shareef Abdur-Rahim, F, CAL (Marietta, Ga.)
- 1996-97 Mike Bibby, G, ARIZ (Phoenix, Ariz.)
- 1997-98 Baron Davis, G, UCLA (Los Angeles, Calif.)
- 1998-99 Michael Wright, F, ARIZ (Chicago, Ill.)
- 1999-00 Casey Jacobsen, F, STAN (Glendora, Calif.)
- Jason Kapono, F, UCLA (Lakewood, Calif.)
- 2000-01 Luke Ridnour, G, ORE (Blaine, Wash.)
- 2001-02 Salim Stoudamire, G, ARIZ (Portland, Ore.)
- 2002-03 Ike Diogu, F, ASU (Garland, Texas)
- 2003-04 Leon Powe, F, CAL (Oakland, Calif.)
- 2004-05 Jordan Farmar, G, UCLA (Van Nuys, Calif.)
- 2005-06 Luc Richard Mbah a Moute, F, UCLA (Yaounde, Cameroon)
- 2006-07 Chase Budinger, F, ARIZ (Encinitas, Calif.)
- 2007-08 Kevin Love, F, UCLA (Lake Oswego, Ore.)
- 2008-09 Isaiah Thomas, G, WASH (Tacoma, Wash.)
- 2009-10 Derrick Williams, F, ARIZ (La Mirada, Calif.)
- 2011-11 Allen Crabbe, G, CAL (Los Angeles, Calif.)
- 2011-12 Tony Wroten, G, WASH (Seattle, Wash.)
- 2012-13 Jahii Carson, G, ASU (Mesa, Ariz.)
- Shabazz Muhammad, G, UCLA (Las Vegas, Nev.)
- 2013-14 Aaron Gordon, F, ARIZ (San Jose, Calif.)
- 2014-15 Stanley Johnson, F, ARIZ (Fullerton, Calif.)
- 2015-16 Jaylen Brown, F, CAL (Marietta, Ga.)
- 2016-17 Lonzo Ball, G, UCLA (Chino Hills, Calif.)
- 2017-18 Deandre Ayton, F, ARIZ (Nassau, Bahamas)
- * - Rookie of the Year (included transfers)

All honors selected by Conference coaches, unless noted otherwise.

**JOHN R. WOODEN
COACH OF THE YEAR**

- 1975-76 Dick DiBiaso, STAN
George Raveling, WSU
- 1976-77 Dick Harter, ORE
- 1977-78 Gary Cunningham, UCLA
- 1978-79 Bob Boyd, USC
- 1979-80 Ned Wulk, ASU
- 1980-81 Ralph Miller, OSU
- 1981-82 Marv Harshman, WASH
- 1982-83 George Raveling, WSU
- 1983-84 Marv Harshman, WASH
- 1984-85 Stan Morrison, USC
- 1985-86 Lute Olson, ARIZ
- 1986-87 Walt Hazzard, UCLA
- 1987-88 Lute Olson, ARIZ
- 1988-89 Lute Olson, ARIZ
Ralph Miller, OSU
- 1989-90 Jim Anderson, OSU
- 1990-91 Kelvin Sampson, WSU
- 1991-92 George Raveling, USC
- 1992-93 Lute Olson, ARIZ
- 1993-94 Lute Olson, ARIZ
- 1994-95 Jim Harrick, UCLA
- 1995-96 Bob Bender, WASH
- 1996-97 Ben Braun, CAL
- 1997-98 Lute Olson, ARIZ
- 1998-99 Mike Montgomery, STAN
- 1999-00 Mike Montgomery, STAN
- 2000-01 Steve Lavin, UCLA
- 2001-02 Ernie Kent, ORE
- 2002-03 Mike Montgomery, STAN
Lute Olson, ARIZ
- 2003-04 Mike Montgomery, STAN
- 2004-05 Lorenzo Romar, WASH
- 2005-06 Ben Howland, UCLA
- 2006-07 Tony Bennett, WSU
- 2007-08 Trent Johnson, STAN
- 2008-09 Lorenzo Romar, WASH
- 2009-10 Herb Sendek, ASU
- 2010-11 Sean Miller, ARIZ
- 2011-12 Lorenzo Romar, WASH
- 2012-13 Dana Altman, ORE
- 2013-14 Sean Miller, ARIZ
- 2014-15 Dana Altman, ORE
- 2015-16 Dana Altman, ORE
- 2016-17 Sean Miller, ARIZ
- 2017-18 Mike Hopkins, WASH

DEFENSIVE PLAYER OF THE YEAR

- 1983-84 Butch Hays, CAL (Sr., Inglewood, Calif.)
- 1984-85 Nigel Miguel, UCLA (Sr., Pacoima, Calif.)
- 1985-86 Keith Morrison, WSU (Sr., Los Angeles, Calif.)
- 1986-87 Gary Payton, OSU (Fr., Oakland, Calif.)
- 2007-08 Russell Westbrook, UCLA (So., Hawthorne, Calif.)
- 2008-09 Taj Gibson, USC (Jr., Brooklyn, N.Y.)
- 2009-10 Seth Tarver, OSU (Sr., Portland, Ore.)
- 2010-11 Marcus Simmons, USC (Sr., Alexandria, La.)
- 2011-12 Jorge Gutierrez, CAL (Sr., Chihuahua, Mexico)
- 2012-13 André Roberson, COLO (Sr., San Antonio, Texas)
- 2013-14 Jordan Bachynski, ASU (Sr., Calgary, Canada)
- 2014-15 Gary Payton II, OSU (Jr., Las Vegas, Nev.)
- 2015-16 Gary Payton II, OSU (Sr., Las Vegas, Nev.)
- 2016-17 Jordan Bell, ORE (Jr., Long Beach, Calif.)
- 2017-18 Matisse Thybulle, WASH (Jr., Issaquah, Wash.)

MOST IMPROVED PLAYER OF THE YEAR

- 2008-09 Justin Dentmon, WASH (Sr., Carbondale, Ill.)
- 2009-10 Nikola Vucevic, USC (So., Bar, Montenegro)
- 2010-11 Matthew Bryan-Amaning, WASH (Sr., London, England)
- 2011-12 Brock Motum, WSU (Jr., Brisbane, Australia)
- 2012-13 Dwight Powell, STAN (Jr., Toronto, Ontario)
- 2013-14 Anthony Brown, STAN (Jr., Fountain Valley, Calif.)
- 2014-15 Josh Hawkinson, WSU (So., Shoreline, Wash.)
- 2015-16 George King, COLO (Jr., San Antonio, Texas)
- 2016-17 Chimezie Metu, USC (So., Lawndale, Calif.)
- 2017-18 Robert Franks, WSU (Jr., Vancouver, Wash.)

SCHOLAR-ATHLETE OF THE YEAR

- 2007-08 Robbie Cowgill, WSU
- 2008-09 Taylor Rochestie, WSU
- 2009-10 Landry Fields, STAN
- 2010-11 Rihards Kuksiks, ASU
- 2011-12 Harper Kamp, CAL
- 2012-13 Carrick Felix, ASU
- 2013-14 Dwight Powell, STAN
- 2014-15 Chasson Randle, STAN
- 2015-16 Brandon Taylor, UTAH
- 2016-17 Josh Hawkinson, WSU
- 2017-18 Dorian Pickens, STAN

SIXTH MAN OF THE YEAR

- 1983-84 Mike Wurm, WSU (Sr., St. Louis, Mo.)
- 1984-85 Glenn Smith, USC (Sr., Gardena, Calif.)
- 1985-86 Al Moscatel, WASH (Jr., Mercer Island, Wash.)
- 1986-87 Montel Hatcher, UCLA (Sr., Venice, Calif.)
- 2017-18 Dominique Collier, COLO (Sr., Denver, Colo.)
& Remy Martin, ASU (Fr., Chatsworth, Calif.)

CONSENSUS ALL-AMERICANS

(First team unless indicated)

- 1915-16 Dick Romney, UTAH
- 1928-29 Vern Corbin, CAL
- 1932-33 Jerry Nemer, USC
- 1934-35 Lee Guttero, USC
- 1935-36 Bill Kinner, UTAH
- Angelo Luisetti, STAN
- 1936-37 Angelo Luisetti, STAN
- 1937-38 Angelo Luisetti, STAN
- 1938-39 Urgel Wintermute, ORE
- 1939-40 Ralph Vaughn, USC
- John Dick, ORE
- Jack Harvey, COLO (2nd)
- 1941-42 Robert Doll, COLO (2nd)
- 1943-44 Arnie Ferrin, UTAH (2nd)
- 1944-45 Arnie Ferrin, UTAH
- 1946-47 Arnie Ferrin, UTAH (2nd)
- Vern Gardner, UTAH (2nd)
- 1947-48 Arnie Ferrin, UTAH (2nd)
- Jack Nichols, WASH (2nd)
- Andy Wolfe, CAL (2nd)
- 1949-50 Bill Sharman, USC
- 1951-52 Bob Houbregs, WASH (2nd)
- 1952-53 Bob Houbregs, WASH
- 1955-56 Willie Naulls, UCLA (2nd)
- 1957-58 Dave Gambee, OSU (2nd)
- 1959-60 Darrall Imhoff, CAL
- 1960-61 Billy McGill, UTAH (2nd)
- 1961-62 Billy McGill, UTAH
- John Rudometkin, USC (2nd)
- 1963-64 Walt Hazzard, UCLA
- Mel Counts, OSU (2nd)
- 1964-65 Gail Goodrich, UCLA
- 1966-67 Lew Alcindor, UCLA
- 1967-68 Lew Alcindor, UCLA
- 1968-69 Lew Alcindor, UCLA
- Lucius Allen, UCLA (2nd)
- 1969-70 Sidney Wicks, UCLA (2nd)
- 1970-71 Sidney Wicks, UCLA
- Curtis Rowe, UCLA (2nd)
- 1971-72 Bill Walton, UCLA
- Henry Bibby, UCLA
- 1972-73 Bill Walton, UCLA
- Keith Wilkes, UCLA
- 1973-74 Keith Wilkes, UCLA
- Bill Walton, UCLA
- 1974-75 Luther Burden, UTAH (2nd)
- Dave Meyers, UCLA
- Gus Williams, USC (2nd)
- Ron Lee, ORE (2nd)
- 1975-76 Richard Washington, UCLA
- 1976-77 Marques Johnson, UCLA
- Greg Ballard, ORE (2nd)
- 1977-78 David Greenwood, UCLA
- 1978-79 David Greenwood, UCLA
- 1980-81 Steve Johnson, OSU
- 1987-88 Sean Elliott, ARIZ
- 1988-89 Sean Elliott, ARIZ
- Todd Lichti, STAN (2nd)
- 1989-90 Gary Payton, OSU
- 1991-92 Harold Miner, USC
- Adam Keefe, STAN (2nd)
- Don MacLean, UCLA (2nd)
- 1992-93 Chris Mills, ARIZ (3rd)
- 1993-94 Jason Kidd, CAL
- Khalid Reeves, ARIZ (2nd)
- Lamond Murray, CAL (3rd)
- 1994-95 Damon Stoudamire, ARIZ
- Ed O'Bannon, UCLA
- 1995-96 Shareef Abdur-Rahim, CAL (3rd)
- Keith Van Horn, UTAH (2nd)
- 1996-97 Chauncey Billups, COLO (2nd)
- Brevin Knight, STAN (2nd)
- Keith Van Horn, UTAH

- 1997-98 Mike Bibby, ARIZ
- Miles Simon, ARIZ
- 1998-99 Andre Miller, UTAH
- Jason Terry, ARIZ
- 2000-01 Casey Jacobsen, STAN
- 2001-02 Sam Clancy, USC
- 2002-03 Jason Gardner, ARIZ (2nd)
- 2003-04 Josh Childress, STAN
- 2004-05 Andrew Bogut, UTAH
- Ike Diogu, ASU (2nd)
- Salim Stoudamire, ARIZ (2nd)
- Nate Robinson, WASH (3rd)
- 2005-06 Brandon Roy, WASH
- Leon Powe, CAL (2nd)
- 2006-07 Arron Afflalo, UCLA
- 2007-08 Kevin Love, UCLA
- 2008-09 James Harden, ASU
- 2010-11 Derrick Williams, ARIZ (2nd)
- 2013-14 Nick Johnson, ARIZ
- 2015-16 Jakob Poeltl, UTAH (2nd)
- 2016-17 Lonzo Ball, UCLA
- Dillon Brooks, ORE (2nd)
- 2017-18 Deandre Ayton, ARIZ

NATIONAL PLAYER OF THE YEAR

- 1952-53 Bob Houbregs, WASH
- 1963-64 Walt Hazzard, UCLA (USBWA)
- 1966-67 Lew Alcindor, UCLA (UPI, AP, USBWA)
- 1968-69 Lew Alcindor, UCLA (UPI, AP, USBWA, NA)
- 1970-71 Sidney Wicks, UCLA (USBWA)
- 1971-72 Bill Walton, UCLA (UPI, AP, USBWA, NA)
- 1972-73 Bill Walton, UCLA (UPI, AP, USBWA, NA)
- 1973-74 Bill Walton, UCLA (UPI, AP, USBWA, NA)
- 1976-77 Marques Johnson, UCLA (UPI, AP, USBWA, WA, NA, NABC)
- 1988-89 Sean Elliott, ARIZ (AP, WA, NABC)
- 1989-90 Gary Payton, OSU (SI)
- 1991-92 Harold Miner, USC (SI)
- 1992-93 *Jason Kidd, CAL (USBWA)
- 1994-95 Ed O'Bannon, UCLA (BT, WA, USBWA)
- Tyus Edney, UCLA (FPN)
- 1995-96 *Shareef Abdur-Rahim, CAL (BT)
- 1996-97 *Mike Bibby, ARIZ (BW)
- 1998-99 Jason Terry, ARIZ (SI, BT, CBS/Chevrolet)
- 1999-00 *Jason Gardner, ARIZ (BT, BN, USBWA)
- *Casey Jacobsen, STAN (TSN)
- *Jason Kaponu, UCLA (CBS SportsLine)
- 2002-03 Jason Gardner, ARIZ (FPN)
- 2004-05 Andrew Bogut, UTAH (WA, NA, AP, USBWA, NABC)
- 2016-17 *Lonzo Ball, UCLA (CBS, TSN, USBWA, NABC)
- *National Freshman of the Year

NATIONAL COACH OF THE YEAR

- 1959-60 Pete Newell, CAL (UPI, USBWA)
- 1963-64 John Wooden, UCLA (UPI, USBWA)
- 1966-67 John Wooden, UCLA (UPI, AP, USBWA)
- 1968-69 John Wooden, UCLA (UPI, AP, NABC)
- 1969-70 John Wooden, UCLA (UPI, AP, USBWA, NABC)
- 1971-72 John Wooden, UCLA (UPI, AP, USBWA, NABC)
- 1972-73 John Wooden, UCLA (UPI, AP, USBWA)
- 1980-81 Ralph Miller, OSU (UPI, AP, USBWA)
- 1981-82 Ralph Miller, OSU (AP)
- 1983-84 Marv Harshman, WASH (NABC)
- 1990-91 Rick Majerus, UTAH (UPI)
- 1991-92 George Raveling, USC (NABC, CBS, BW)
- 1994-95 Jim Harrick, UCLA (NABC)
- 1999-00 Mike Montgomery, STAN (BT, NA)
- 2000-01 Lute Olson, ARIZ (Clair Bee)
- 2003-04 Mike Montgomery, STAN (BT, SI)
- 2006-07 Tony Bennett, WSU (USBWA, NABC, BT, CBS, NA, JP)

NCAA TOURNAMENT

OUTSTANDING PLAYER AWARD

- 1941-42 Howard Dallmar, STAN
- 1963-64 Walt Hazzard, UCLA
- 1966-67 Lew Alcindor, UCLA
- 1967-68 Lew Alcindor, UCLA
- 1968-69 Lew Alcindor, UCLA
- 1969-70 Sidney Wicks, UCLA
- 1971-72 Bill Walton, UCLA
- 1972-73 Bill Walton, UCLA
- 1974-75 Richard Washington, UCLA
- 1994-95 Ed O'Bannon, UCLA
- 1996-97 Miles Simon, ARIZ

NCAA FINAL FOUR ALL-TOURNAMENT TEAM

- 1952-53 Bob Houbregs, WASH
- 1953-54 Roy Irvin, USC
- 1958-59 Darrall Imhoff, CAL
Denny Fitzpatrick, CAL
- 1959-60 Darrall Imhoff, CAL
- 1963-64 Walt Hazzard, UCLA
Gail Goodrich, UCLA
- 1964-65 Gail Goodrich, UCLA
Edgar Lacey, UCLA
Kenny Washington, UCLA
- 1966-67 Lew Alcindor, UCLA
Mike Warren, UCLA
Lucius Allen, UCLA
- 1967-68 Lew Alcindor, UCLA
Mike Warren, UCLA
Lucius Allen, UCLA
Lynn Shackelford, UCLA
- 1968-69 Lew Alcindor, UCLA
John Vallely, UCLA
- 1969-70 Sidney Wicks, UCLA
John Vallely, UCLA
Curtis Rowe, UCLA
- 1970-71 Steve Patterson, UCLA
Sidney Wicks, UCLA
- 1971-72 Bill Walton, UCLA
Keith Wilkes, UCLA
- 1972-73 Bill Walton, UCLA
- 1973-74 Bill Walton, UCLA
- 1974-75 Richard Washington, UCLA
Dave Meyers, UCLA
- 1975-76 Marques Johnson, UCLA
- 1979-80 Kiki Vandeweghe, UCLA
Rod Foster, UCLA
- 1987-88 Sean Elliott, ARIZ
- 1994-95 Ed O'Bannon, UCLA
Toby Bailey, UCLA
- 1996-97 Mike Bibby, ARIZ
Miles Simon, ARIZ
- 1997-98 Arthur Lee, STAN
- 2000-01 Richard Jefferson, ARIZ
Loren Woods, ARIZ
- 2005-06 Jordan Farmar, UCLA

NATIONAL INVITATIONAL TOURNAMENT

MOST OUTSTANDING PLAYER

- 1974-75 Ron Lee, ORE
- 1984-85 Reggie Miller, UCLA
- 1990-91 Adam Keefe, STAN
- 1998-99 Sean Lampley, CAL
- 2011-12 Aaron Bright, STAN
- 2014-15 Chasson Randle, STAN

COLLEGIATE BASKETBALL INVITATIONAL

MOST OUTSTANDING PLAYER

- 2008-09 Roeland Schaftenaar, OSU
- 2010-11 Joevan Catron, ORE

NAISMITH MEMORIAL BASKETBALL

HALL OF FAME MEMBERS

- Kareem Abdul-Jabbar, player, UCLA
- Don Barksdale, player, UCLA
- Sam Barry, coach, USC
- Larry Brown, coach, UCLA
- John Bunn, coach, STAN
- Everett Dean, coach, STAN
- Laddie Gale, player, ORE
- Jack Gardner, player/coach, USC/UTAH
- Slats Gill, player and coach, OSU
- Gail Goodrich, player, UCLA
- Marv Harshman, coach, WASH and WSU
- Howard Hobson, player and coach, ORE
- Bob Houbregs, player, WASH
- Jason Kidd, player, CAL
- Lloyd Leith, official, CAL
- Hank Luisetti, player, STAN
- Ralph Miller, coach, OSU
- Reggie Miller, player, UCLA
- Pete Newell, coach, CAL
- Lute Olson, coach, ARIZ
- Gary Payton, player, OSU
- Jim Pollard, player, STAN
- George Raveling, coach, WSU and USC (elected as contributor)
- Bill Sharman, player, USC
- Bill Walton, player, UCLA
- Jamaal Wilkes, player, UCLA
- Tex Winter, coach, WASH
- John Wooden, coach, UCLA

NAISMITH AWARD

OUTSTANDING CONTRIBUTION TO MEN'S COLLEGE BASKETBALL

- 1983 John Wooden, UCLA
- 1987 Pete Newell, CAL
- 2001 Tex Winter, WASH
- 2013 Lute Olson, ARIZ

Legend

- AP Associated Press
- BA Basketball America
- BN Basketball News
- BT Basketball Times
- BW Basketball Weekly
- CBS/Chev CBS/Chevrolet
- FPN Frances Pomeroy Naismith
- JP Jim Phelan Award
- NA Naismith Award
- NABC National Association of Basketball Coaches
- SI Sports Illustrated
- TSN The Sporting News
- UPI United Press International
- USBWA United States Basketball Writers Association
- WA Wooden Award

Draft began in 1947. 1st Round picks only listed from 1967-78 (order prior to 1967 unavailable). All picks listed since 1979. Number in parenthesis after year is rounds of Draft.

1967 (20)

- 1st (none)

1968 (21)

- 1st 11. Bill Hewitt (USC), Los Angeles

1969 (20)

- 1st 1. Lew Alcindor (UCLA), Milwaukee
- 3. Lucius Allen (UCLA), Seattle

1970 (19)

- 1st 14. John Vallely (UCLA), Atlanta
- 16. Gary Freeman (OSU), Milwaukee

1971 (19)

- 1st 2. Sidney Wicks (UCLA), Portland
- 7. Cliff Meely (COLO), San Diego
- 9. Stan Love (ORE), Baltimore
- 11. Curtis Rowe (UCLA), Detroit (Phil Chenier (CAL), Baltimore 1st round of hardship draft)

1972 (10)

- 1st 5. Fred Boyd (OSU), Phoenix
- 10. Paul Westphal (USC), Boston

1973 (21)

- 1st 16. Swen Nater (UCLA), Milwaukee

1974 (10)

- 1st 1. Bill Walton (UCLA), Portland
- 6. Scott Wedman (COLO), KC-Omaha
- 10. Mike Sojourner (UTAH), Atlanta
- 11. Keith Wilkes (UCLA), Golden State

1975 (10)

- 1st 2. David Meyers (UCLA), Los Angeles
- 5. Lionel Hollins (ASU), Portland
- 7. Rich Kelley (STAN), New Orleans
- 15. John Lambert (USC), Cleveland

1976 (10)

- 1st 3. Richard Washington (UCLA), Kansas City
- 10. Ron Lee (ORE), Phoenix

1977 (Eight)

- 1st 3. Marques Johnson (UCLA), Milwaukee
- 4. Greg Ballard (ORE), Washington

1978 (10)

- 1st 22. Ray Townsend (UCLA), Golden State

1979 (10)

- 1st 2. Dave Greenwood (UCLA), Chicago
- 9. Larry Demic (ARIZ), New York
- 10. Roy Hamilton (UCLA), Detroit
- 11. Cliff Robinson (USC), New Jersey
- 14. Brad Holland (UCLA), Los Angeles
- 2nd 32. Tony Zeno (ASU), Indiana
- 4th 67. Greg Deane (UTAH), Utah
- 73. James Donaldson (WSU), Seattle
- 5th 89. Perry Wolfe (STAN), Utah
- 6th 114. Steve Smith (USC), Chicago
- 123. Dan Hartshorne (ORE), Philadelphia
- 9th 175. Gene Ransom (CAL), Golden State
- 180. Coby Leavitt (UTAH), Philadelphia
- 181. Emmett Lewis (COLO), Denver
- 10th 190. Marvin Thomas (UCLA), Chicago
- 195. Kelvin Small (ORE), Portland

1980 (10)

- 1st 11. Kiki Vandeweghe (UCLA), Dallas
- 18. Don Collins (WSU), Atlanta
- 2nd 42. Kimberly Belton (STAN), Phoenix
- 3rd 47. Kurt Nimphius (ASU), Denver
- 50. James Wilkes (UCLA), Chicago
- 53. Stuart House (WSU), Cleveland
- 65. Doug True (CAL), Phoenix
- 5th 95. Don Carfino (USC), Golden State
- 103. Darrell Allums (UCLA), Dallas
- 6th 134. Coby Leavitt (UTAH), Phoenix
- 7th 141. Lorenzo Romar (WASH), Golden State
- 148. Greg Sims (UCLA), Portland
- 152. Joe Nehls (ARIZ), Houston

1981 (10)

- 1st 7. Steve Johnson (OSU), Kansas City
- 5. Danny Vranes (UTAH), Seattle
- 8. Tom Chambers (UTAH), San Diego
- 21. Alton Lister (ASU), Milwaukee
- 2nd 33. Sam Williams (ASU), Golden State
- 36. Ray Blume (OSU), Indiana
- 3rd 53. Mark Radford (OSU), Seattle
- 60. Purvis Miller (USC), Indiana
- 61. Petur Gudmundsson (WASH), Portland
- 4th 79. Ron Davis (ARIZ), Washington
- 5th 96. Joe Cooper (COLO), New Jersey
- 97. Mike Clark (ORE), Utah
- 99. Andra Griffin (WASH), Seattle
- 108. Johnny Nash (ASU), Chicago
- 6th 116. Karl Bankowski (UTAH), Dallas
- 129. Robert Fronk (WASH), Indiana
- 134. Kevin Singleton (CAL), Los Angeles
- 146. JoJo Hunter (COLO), Milwaukee
- 7th 148. Roby Dosty (ARIZ), Golden State
- 9th 212. Brian Johnson (COLO), Phoenix
- 10th 206. Vic Sison (UCLA), New Jersey
- 213. Barry Brooks (USC), Golden State
- 216. Kenny Easley (UCLA), Chicago
- 220. Felton Sealey (ORE), Phoenix

1982 (10)

- 1st 11. Lafayette Lever (ASU), Portland
- 14. Lester Conner (OSU), Golden State
- 22. Mark McNamara (CAL), Philadelphia
- 2nd 41. Dwight Anderson (USC), Houston
- 3rd 52. Dan Caldwell (WASH), New York
- 65. John Greig (ORE), Seattle
- 4th 72. Mark Eaton (UCLA), Utah
- 74. Mike Sanders (UCLA), Kansas City
- 7th 151. Tony Anderson (UCLA), New Jersey
- 159. Maurice Williams (USC), Los Angeles
- 8th 173. Jacques Tuz (COLO), San Diego
- 180. Steve Burks (WASH), Seattle
- 9th 199. Ken Lyles (WASH), Denver
- 200. Dean Sears (UCLA), Denver

1983 (10)

- 1st 4. Byron Scott (ASU), San Diego
- 2nd 28. Rod Foster (UCLA), Phoenix
- 34. Guy Williams (WSU), Washington
- 43. Pace Mannion (UTAH), Golden State
- 45. Paul Williams (ASU), Phoenix
- 3rd 48. Craig Ehlo (WSU), Houston
- 53. Michael Holton (UCLA), Golden State
- 57. Darren Daye (UCLA), Washington
- 60. Steve Harriel (WSU), Kansas City
- 5th 109. Brad Watson (WASH), Seattle
- 7th 143. Dan Evans (OSU), San Diego
- 144. Jacque Hill (USC), Chicago
- 145. Peter Williams (UTAH), Golden State
- 147. Rob Gonzalez (COLO), Detroit
- 8th 177. Frank Smith (ARIZ), Portland
- 10th 219. Aaron Haskins (WSU), Kansas City

1984 (10)

- 1st 13. Jay Humphries (COLO), Phoenix
- 21. Kenny Fields (UCLA), Milwaukee
- 2nd 29. Stuart Gray (UCLA), Indiana
- 38. Charles Sitton (OSU), Dallas
- 4th 71. Ralph Jackson (UCLA), Indiana
- 92. John Revelli (STAN), LA Lakers
- 6th 138. Keith Jones (STAN), LA Lakers
- 7th 141. Butch Hays (CAL), Chicago
- 144. David Brantley (ORE), Clippers
- 146. Michael Pitts (CAL), San Antonio
- 152. Gary Gatewood (ORE), Seattle
- 8th 177. Chris Winans (UTAH), New Jersey

1985 (Seven)

- 1st 8. Detlef Schrempf (WASH), Dallas
- 15. Blair Rasmussen (ORE), Denver
- 23. A.C. Green (OSU), LA Lakers
- 3rd 49. Brad Wright (UCLA), Golden State
- 62. Nigel Miguel (UCLA), New Jersey
- 4th 74. Jim Deines (ASU), LA Clippers
- 75. Alex Stivrins (COLO), Seattle
- 89. Pete Williams (ARIZ), Denver
- 5th 99. Wayne Carlander (USC), Sacramento
- 106. Clayton Olivier (USC), San Antonio
- 6th 128. Chris Harper (ORE), San Antonio
- 7th 143. Gary Maloncon (UCLA), LA Clippers

1986 (Seven)

- 5th 103. Keith Morrison (WSU), Sacramento
- 104. Paul Fortier (WASH), Washington
- 106. Jerry Adams (ORE), Portland
- 7th 141. Steve Woodside (OSU), Indiana

1987 (Seven)

- 1st 7. Kevin Johnson (CAL), Cleveland
- 11. Reggie Miller (UCLA), Indiana
- 15. Jose Ortiz (OSU), Utah
- 16. Christian Welp (WASH), Philadelphia
- 2nd 37. Derrick Dowell (USC), Washington
- 3rd 51. Sven Meyer (ORE), Sacramento
- 4th 76. Steve Beck (ASU), Phoenix
- 79. Jack Haley (UCLA), Chicago
- 5th 114. Dave Butler (CAL), Boston
- 6th 128. Dwayne Scholten (WSU), Washington
- 7th 149. Montel Hatcher (UCLA), Indiana

1988 (Three)

- 2nd 34. Tom Tolbert (ARIZ), Charlotte
- 37. Greg Butler, (STAN), New York
- 44. Anthony Taylor (ORE), Atlanta
- 50. Steve Kerr (ARIZ), Phoenix

1989 (Two)

- 1st 3. Sean Elliott (ARIZ), San Antonio
- 10. Pooh Richardson (UCLA), Minnesota
- 15. Todd Lichti (STAN), Denver
- 24. Anthony Cook (ARIZ), Phoenix
- 2nd 50. Brian Quinnett (WSU), New York

1990 (Two)

- 1st 2. Gary Payton (OSU), Seattle
- 2nd 36. Trevor Wilson (UCLA), Atlanta
- 38. Jud Buechler (ARIZ), Seattle

1991 (Two)

- 1st 10. Brian Williams (ARIZ), Orlando
- 11. Terrell Brandon (ORE), Cleveland
- 25. Shaun Vandiver (COLO), Golden State
- 2nd 48. Isaac Austin (ASU), Utah

1992 (Two)

- 1st 10. Adam Keefe (STAN), Atlanta
- 12. Harold Miner (USC), Miami
- 18. Tracy Murray (UCLA), San Antonio
- 19. Don MacLean (UCLA), Detroit
- 2nd 30. Sean Rooks (ARIZ), Dallas
- 36. Duane Cooper (USC), LA Lakers

1993 (Two)

- 1st 14. Scott Haskin (OSU), Indiana
- 22. Chris Mills (ARIZ), Cleveland
- 2nd 25. Ed Stokes (ARIZ), Miami
- 40. Rich Manning (WASH), Atlanta
- 43. Josh Grant (UTAH), Denver
- 46. Richard Petruska (UCLA), Houston
- 54. Byron Wilson (UTAH), Phoenix

1994 (Two)

- 1st 2. Jason Kidd (CAL), Dallas
- 7. Lamond Murray (CAL), LA Clippers
- 12. Khalid Reeves (ARIZ), Miami

1995 (Two)

- 1st 7. Damon Stoudamire (ARIZ), Toronto
- 9. Ed O'Bannon (UCLA), New Jersey
- 15. Brent Barry (OSU), Denver
- 22. George Zidek (UCLA), Charlotte
- 27. Mario Bennett (ASU), Phoenix
- 2nd 42. Donnie Boyce (COLO), Atlanta
- 47. Tyus Edney (UCLA), Sacramento

1996 (Two)

- 1st 3. Shareef Abdur-Rahim (CAL), Vancouver
- 2nd 31. Mark Hedrickson (WSU), Philadelphia
- 35. Joesph Blair (ARIZ), Seattle
- 43. Ben Davis (ARIZ), Phoenix
- 47. Ron Riley (ASU), Seattle
- 56. Reggie Geary (ARIZ), Cleveland

1997 (Two)

- 1st 2. Keith Van Horn (UTAH), Philadelphia
- 3. Chauncey Billups (COLO), Boston
- 16. Brevin Knight (STAN), Cleveland
- 22. Ed Gray (CAL), Atlanta
- 24. Rodrick Rhodes (USC), Houston
- 2nd 31. Mark Sanford (WASH), Miami
- 32. Charles O'Bannon (UCLA), Detroit

1998 (Two)

- 1st 2. Mike Bibby (ARIZ), Vancouver
- 12. Michael Doleac (UTAH), Orlando
- 14. Michael Dickerson (ARIZ), Houston
- 28. Corey Benjamin (OSU), Chicago
- 2nd 33. Jelani McCoy (UCLA), Seattle
- 42. Miles Simon (ARIZ), Orlando
- 44. Sean Marks (CAL), New York
- 45. Toby Bailey (UCLA), LA Lakers
- 56. J.R. Henderson (UCLA), Vancouver

1999 (Two)

- 1st 3. Baron Davis (UCLA), Charlotte
- 8. Andre Miller (UTAH), Cleveland
- 10. Jason Terry (ARIZ), Atlanta
- 2nd 39. A.J. Bramlett (ARIZ), Cleveland
- 41. Francisco Elson (CAL), Denver
- 47. Todd MacCulloch (WASH), Philadelphia
- 56. Tim Young (STAN), Golden State

2000 (Two)

- 1st 11. Jerome Moiso (UCLA), Boston
- 29. Mark Madsen (STAN), LA Lakers
- 2nd 37. Eddie House (ASU), Miami
- 40. Hanno Mottola (UTAH), Atlanta
- 56. Jaquay Walls (COLO), Indiana

2001 (Two)

- 1st 13. Richard Jefferson (ARIZ), Houston
- 18. Jason Collins (STAN), Houston
- 2nd 31. Gilbert Arenas (ARIZ), Golden State
- 35. Brian Scalabrine (USC), New Jersey
- 36. Jeff Trepagnier (USC), Cleveland
- 39. Michael Wright (ARIZ), New York
- 40. Earl Watson (UCLA), Seattle
- 45. Sean Lampley (CAL), Chicago
- 46. Loren Woods (ARIZ), Minnesota
- 53. Jarron Collins (STAN), Utah
- 58. Bryan Bracey (ORE), San Antonio

2002 (Two)

- 1st 14. Frederick Jones (ORE), Indiana
- 18. Curtis Borchardt (STAN), Utah
- 22. Casey Jacobsen (STAN), Phoenix
- 2nd 34. Dan Gadzuric (UCLA), Milwaukee
- 45. Sam Clancy (USC), Philadelphia
- 46. Matt Barnes (UCLA), Cleveland
- 47. Jamaal Sampson (CAL), Milwaukee

2003 (Two)

- 1st 14. Luke Ridnour (ORE), Seattle
- 2nd 31. Jason Kaponon (UCLA), Cleveland
- 32. Luke Walton (ARIZ), LA Lakers
- 53. Tommy Smith (ASU), Chicago

2004 (Two)

- 1st 6. Josh Childress (STAN), Atlanta
- 9. Andre Iguodala (ARIZ), Philadelphia
- 10. Luke Jackson (ORE), Cleveland
- 29. David Harrison (COLO), Indiana
- 2nd 43. Trevor Ariza (UCLA), New York

2005 (Two)

- 1st 1. Andrew Bogut (UTAH), Milwaukee
- 8. Channing Frye (ARIZ), New York
- 9. Ike Diogu (ASU), Golden State
- 21. Nate Robinson (WASH), Phoenix
- 2nd 31. Salim Stoudamire (ARIZ), Atlanta
- 54. Dijon Thompson (UCLA), New York

2006 (Two)

- 1st 6. Brandon Roy (WASH), Minnesota
- 26. Jordan Farmar (UCLA), LA Lakers
- 2nd 37. Bobby Jones (WASH), Minnesota
- 49. Leon Powe (CAL), Denver
- 50. Ryan Hollins (UCLA), Charlotte
- 54. Hassan Adams (ARIZ), New Jersey

2007 (Two)

- 1st 10. Spencer Hawes (WASH), Sacramento
- 16. Nick Young (USC), Washington
- 26. Aaron Brooks (ORE), Houston
- 27. Arron Afflalo (UCLA), Detroit
- 2nd 32. Gabe Pruitt (USC), Boston
- 33. Marcus Williams (ARIZ), San Antonio

2008 (Two)

- 1st 3. O.J. Mayo (USC), Chicago
- 4. Russell Westbrook (UCLA), Seattle
- 5. Kevin Love (UCLA), Houston
- 10. Brook Lopez (STAN), New Jersey
- 11. Jerryd Bayless (ARIZ), Indiana
- 15. Robin Lopez (STAN), Phoenix
- 21. Ryan Anderson (CAL), New Jersey
- 2nd 37. Luc Richard Mbah a Moute (UCLA), Milwaukee
- 38. Kyle Weaver (WSU), Charlotte
- 48. Malik Hairston (ORE), Phoenix
- 50. DeVon Hardin (CAL), Seattle
- 54. Maarty Leunen (ORE), Houston

2009 (Two)

- 1st 3. James Harden (ASU), Oklahoma City
- 8. Jordan Hill (ARIZ), New York
- 9. DeMar DeRozan (USC), Toronto
- 17. Jrue Holiday (UCLA), Philadelphia
- 21. Darren Collison (UCLA), New Orleans
- 26. Taj Gibson (USC), Chicago

- 2nd 31. Jeff Pendergraph (ASU), Sacramento
- 38. Jon Brockman (WASH), Portland
- 44. Chase Budinger (ARIZ), Detroit

2010 (Two)

- 1st 26. Quincy Pondexter (WASH), Okla. City
- 2nd 39. Landry Fields (STAN), New York

2011 (Two)

- 1st 2. Derrick Williams (ARIZ), Minnesota
- 11. Klay Thompson (WSU), Golden State
- 12. Alec Burks (COLO), Utah
- 16. Nikola Vucevic (USC), Philadelphia
- 2nd 35. Tyler Honeycutt (UCLA), Sacramento
- 43. Malcolm Lee (UCLA), Chicago
- 60. Isaiah Thomas (WASH), Sacramento

2012 (Two)

- 1st 8. Terrence Ross (WASH), Toronto
- 24. Jared Cunningham (OSU), Cleveland
- 25. Tony Wroten (WASH), Memphis

2013 (Two)

- 1st 14. Shabazz Muhammad (UCLA), Utah
- 23. Solomon Hill (ARIZ), Indiana
- 26. Andre Roberson (COLO), Minnesota
- 2nd 31. Allen Crabbe (CAL), Cleveland
- 33. Carrick Felix (ASU), Cleveland
- 40. Grant Jerrett (ARIZ), Portland
- 54. Arsalan Kazemi (ORE), Washington

2014 (Two)

- 1st 4. Aaron Gordon (ARIZ), Orlando
- 13. Zach LaVine (UCLA), Minnesota
- 22. Jordan Adams (UCLA), Memphis
- 28. C.J. Wilcox (WASH), LA Clippers
- 29. Josh Huestis (STAN), Oklahoma City
- 30. Kyle Anderson (UCLA), San Antonio
- 2nd 38. Spencer Dinwiddie (COLO), Detroit
- 42. Nick Johnson (ARIZ), Houston
- 45. Dwight Powell (STAN), Charlotte

2015 (Two)

- 1st 8. Stanley Johnson (ARIZ), Detroit
- 20. Delon Wright (UTAH), Toronto
- 23. Rondae Hollis-Jefferson (ARIZ), Brooklyn
- 30. Kevon Looney (UCLA), Golden State
- 2nd 34. Anthony Brown (STAN), LA Lakers
- 43. Joseph Young (ORE), Indiana
- 46. Normal Powell (UCLA), Toronto

2016 (Two)

- 1st 3. Jaylen Brown (CAL), Boston
- 8. Marquese Chriss (WASH), Phoenix
- 9. Jakob Poeltl (UTAH), Toronto
- 29. Dejounte Murray (WASH), San Antonio
- 2nd 60. Tyrone Wallace (CAL), Utah

2017 (Two)

- 1st 1. Markelle Fultz (WASH), Philadelphia
- 2. Lonzo Ball (UCLA), LA Lakers
- 7. Lauri Markkanen (ARIZ), Chicago
- 18. TJ Leaf (UCLA), Indiana
- 27. Kyle Kuzma (UTAH), LA Lakers
- 29. Derrick White (COLO), San Antonio
- 2nd 35. Ivan Rabb (CAL), Memphis
- 36. Jonah Bolden (UCLA), Philadelphia
- 38. Jordan Bell, (ORE), Golden State
- 41. Tyler Dorsey (ORE), Atlanta
- 45. Dillon Brooks (ORE), Memphis
- 47. Ike Anigbogu (UCLA), Indiana
- 53. Kadeem Allen (ARIZ), Boston
- 56. Jabari Bird (CAL), Boston

2018 (Two)

- 1st 1. Deandre Ayton (ARIZ), Phoenix
- 15. Troy Brown (ORE), Washington
- 23. Aaron Holiday (UCLA), Indiana
- 2nd 46. De'Anthony Melton (USC), Houston
- 49. Chimezie Metu (USC), San Antonio
- 58. Thomas Welsh (UCLA), Denver
- 59. George King (COLO), Phoenix



▶ The Washington women's rowing team captured the Pac-12's landmark 500th NCAA title in 2017. The Conference of Champions enters 2018-19 with a national-best 513 all-time NCAA National Championships.

▶ Stanford won its third consecutive NCAA men's soccer title in 2017, becoming only the second program to accomplish the feat.





SCOTT QUICK FACTS

CURRENT POSITION:

Commissioner • Pac-12 Conference
July 1, 2009-Present

PREVIOUS POSITION:

Chairman & CEO • WTA Tour
April 15, 2003-June 30, 2009

HONORS:

- Finalist for Sports Business Journal Sports Executive of the Year, 2012
- Vision Award Winner, Cynopsis Sports Awards, 2012
- Americanism Award Recipient, Anti-Defamation League, 2013
- TIME Magazine's List of Best Sports Executives, 2008

EDUCATION:

Harvard University, B.A. European History
 1986 graduate with Honors

ATHLETIC ACCOMPLISHMENTS:

All-American tennis player at Harvard
 Three-year professional tennis player, winning one ATP title

Throughout his career as a student-athlete, professional athlete, and sports executive, Larry Scott has been a game changer: a bold, innovative leader with a vision for transformative change — from expansion and revitalization of the Pac-12 to equal prize money at Wimbledon. Commissioner Scott's firm belief that sport has the power to be a force for positive change has been the hallmark of his career.

EXPANSION AND INNOVATION AT THE PAC-12

In his nine years as Pac-12 Commissioner, with the support of the Pac-12 universities' presidents and chancellors, Scott has orchestrated a rebranding of the conference, with messages of innovation, excellence, and the advantages of a West Coast location at its core. Scott also led the conference through an expansion for the first time since 1978 by successfully adding Colorado and Utah.

During his tenure, the Pac-12 added a Football Championship Game, transformed its men's and women's basketball tournaments into must-attend events, and secured an agreement for equal revenue sharing for the first time ever.

Scott has also led a transformation of the conference's media posture by delivering much-needed revenue, dramatically increasing exposure for women's and Olympic sports, establishing ever-evolving digital and mobile platforms for Pac-12 content, and creating training and employment opportunities for thousands of Pac-12 students interested in launching media careers. To achieve these goals, he delivered a landmark media rights agreement with ESPN and FOX and created Pac-12 Networks, the first-ever integrated media company owned by a collegiate conference.

Commissioner Scott and the presidents and chancellors of the Pac-12 have led the way in ensuring that Pac-12 universities' academic missions and the growth and development of student-athletes remain the primary focus of intercollegiate athletics. Through a series of reforms, Pac-12 schools have committed to enhanced student-athlete benefits, including increasing scholarship limits to cover the full cost of attending college and adding student-athletes to the conference's formal governance structure. For the 7,000 student-athletes in the Pac-12, participation in intercollegiate athletics provides an avenue to earn a degree from one of the best universities in the world. Scott is staunchly committed to retaining college sports a vital component of American higher education by continually adapting to the changing needs of today's student-athletes.

Under Scott's leadership, the Pac-12 also created a Student-Athlete Health and Well Being Initiative: a collective effort between the conference and its member universities to identify ways to reduce injuries, share current best practices, and conduct research to uncover new ways to keep student-athletes as safe as possible. Over the last three years, the Pac-12's Student-Athlete Health and Well Being Grant Program has funded millions of dollars in research on Pac-12 campuses focused on everything from head trauma to overuse injuries to thermal management.

Scott's vision for the conference also reaches beyond geographic borders. In 2011, the Pac-12 launched Pac-12 Global, an initiative that aims to expand the conference's and its members' footprint around the world. Since its advent, Pac-12 Global has been the catalyst for several international athletic events and student-athlete cultural exchange programs, all while spreading Pac-12 universities' brands to new audiences. In 2015, the Pac-12 hosted the first-ever regular season basketball game, collegiate or professional, to be played in China and has since made the Pac-12 China Game an annual opener to the college basketball season. The conference has also made inroads in Australia, where a team of Pac-12 men's basketball all-stars traveled and competed during the summer of 2016.

All the while, the athletic excellence that has defined the Pac-12 for over a century has only increased during Scott's tenure. In May of 2017, the Pac-12 won its 500th NCAA team championship, becoming the first conference to hit the milestone and putting the Pac-12 nearly 200 NCAA Championships ahead of any other conference. Pac-12 athletes have also made their mark on the world in recent years, winning a total of 55 medals at the 2016 Rio Olympics, a number that would have made the conference fifth in the medal count had it been a country.

PROVEN LEADERSHIP IN ATHLETICS

Scott succeeded Tom Hansen as the sixth Commissioner of what was then the Pac-10 Conference on July 1, 2009. Before that, he served for six years as Chairman and Chief Executive Officer of the Sony Ericsson Women's Tennis Association (WTA) Tour, where he helped generate unprecedented growth and popularity for women's professional tennis on a global scale.

At the WTA Tour, Scott worked with Billie Jean King and others to achieve the long-sought goal of equal prize money for women in tennis' grand slam events. He also became the architect of the largest-ever sponsorship in both women's sports and professional tennis, a six-year \$88-million title sponsorship agreement with Sony Ericsson. His many other WTA achievements include the largest television deal in women's tennis history, a reform package that led to a 40 percent increase in prize money, and \$750 million in facilities investments.

Scott's career in athletics extends back to his captaincy of the Harvard men's tennis team, where he was named an All-American, earned a B.A. in History, and developed a first-hand understanding of the importance of maintaining balance between academics and athletics.

He went on to play tennis professionally on the ATP circuit, winning one title, and then going on to work for more than a decade with the ATP, where his roles included Chief Operating Officer, President of ATP Properties, and Executive Vice President of the International Group. In those roles, he was credited with significantly increasing the global popularity of men's tennis, establishing the Tennis Masters Cup as one of the sport's most successful events, negotiating a renewal of the ATP's 13-year partnership with Mercedes-Benz that remains one of the preeminent sponsorship agreements in tennis history, and launching tournaments in places like China and the Persian Gulf.

RECOGNITION AND SERVICE

Scott has often earned recognition for his visionary leadership. He has been a finalist for the Sports Executive of the Year Award given by Sports Business Journal and was awarded the Vision Award by Cynopsis Sports. Scott was also given the Americanism Award by the Anti-Defamation League in tribute to his mission of fostering positive change through sports.

Scott serves on several boards inside and outside of intercollegiate athletics, including the 150th Anniversary of College Football, College Football Playoff LLC Management Committee, the Rose Bowl Management Committee, and the Women's Sports Foundation.

Larry and his wife, Cybille, live in Danville, Calif., and have three children: Alexander, Sebastien, and Alannah.

PREVIOUS PAC-12 COMMISSIONERS

EDWIN N. ATHERTON	1940-1944
VICTOR O. SCHMIDT	1944-1959
THOMAS J. HAMILTON	1959-1971
WILES HALLOCK	1971-1983
THOMAS C. HANSEN	1983-2009
LAWRENCE G. SCOTT	2009-Present

STANFORD WINS 24TH DIRECTORS' CUP PAC-12 MEMBERS FINISH 1-2-4

The STANFORD Cardinal captured their 24th-consecutive Directors' Cup with UCLA and USC finishing second and fourth, respectively, in leading the Pac-12 Conference to another impressive finish in the final 2017-18 Division I Learfield Sports Directors' Cup standings, the National Association of Collegiate Directors of Athletics (NACDA) announced.

Led by four NCAA titles (women's soccer, men's soccer, women's swimming and diving, women's tennis), Stanford won its 24th-consecutive Cup. In all, the Cardinal posted 12 top four finishes in tallying an impressive 1,442.00 points.

Behind three NCAA titles (men's water polo, women's gymnastics, beach volleyball), UCLA finished second for the eighth time in the history of the Directors' Cup with 1,326.00 points, its highest-ever point total. USC posted a pair of national titles (women's water polo, women's outdoor track & field) to place fourth with 1,147.00 points for its fourth-straight top-4 finish. CALIFORNIA placed 20th overall with 830.25 points, aided by a national title in women's rowing, to claim its 19th consecutive top-20 finish. OREGON recorded its seventh-straight top-25 finish, coming in 24th with 786.75 points. WASHINGTON was 29th (693.25 points), followed by ARIZONA STATE in 31st (686.00), then COLORADO in 37th (591.50).

ARIZONA captured its third NCAA women's golf title and placed 51st (472.50). OREGON STATE, which picked up its third NCAA baseball title, finished 61st (383.00), just half a point ahead of UTAH in 62nd (382.50). WASHINGTON STATE rounded out the team scoring for the Pac-12, finishing 80th (260.50) for its best placing since 2010.

The success of the Pac-12 in the Directors' Cup was bolstered by the capturing of 12 NCAA titles, most among all conferences. In addition, nine Pac-12 league members combined to post 39 top-four finishes in 24 NCAA championships.

The Directors' Cup was developed as a joint effort between the National Association of Collegiate Directors of Athletics (NACDA) and USA Today. Points are awarded based on each institution's finish in up to 20 sports - 10 women's and 10 men's.

CONFERENCE COMPARISON

	Conference*	Top 25 Schools	Membership Ratio
1.	SEC (14)	7	.500
2.	Pac-12 (12)	5	.417
3.	ACC (15)	6	.400
4.	Big Ten (14)	5	.357
5.	Big 12 (10)	2	.200

* based on 2017-18 membership

WHERE THEY RANKED

	School	Total Pts
1.	Stanford	1442.00
2.	UCLA	1326.00
4.	USC	1147.00
20.	California	830.25
24.	Oregon	786.75
29.	Washington	693.25
31.	Arizona State	686.00
37.	Colorado	591.50
51.	Arizona	472.50
61.	Oregon State	383.00
62.	Utah	382.50
80.	Washington State	260.50

TOM HANSEN CONFERENCE MEDAL WINNERS



A Conference Medal is awarded annually to each member institution's outstanding senior male and female student-athlete based on the exhibition of the greatest combination of performance and achievement in scholarship, athletics and leadership.

Conference medal winners have been named every year since the 1960-61 academic year. In 2009, the Pac-12 renamed the award the Tom Hansen Conference Medal in honor of Hansen, who retired at the end of June 2009 after serving for 26 years as Commissioner of the Pac-10.

Following are the 2017-18 award winners:

2017-18 PAC-12 TOM HANSEN CONFERENCE MEDAL WINNERS

School	Men	Women
Arizona	Dusan Ristic, Basketball	Claire Green, Cross Country/Track & Field
Arizona State	Kodi Justice, Basketball	Maggie Ewen, Track & Field
California	Luca Cupido, Water Polo	Emily Boyd, Soccer
Colorado	Petter Reistad, Skiing	Sarah Brown, Lacrosse
Oregon	Kyle Kasser, Baseball	Gwen Svekis, Softball
Oregon State	Jack Anderson, Baseball	Marie Gulich, Basketball
Stanford	Foster Langsdorf, Soccer	Andi Sullivan, Soccer
UCLA	Martin Redlicki, Tennis	Christine Peng-Peng Lee, Gymnastics
USC	Jordan McLaughlin, Basketball	Gussie Johns, Lacrosse
Utah	Martin Bergstrom, Skiing	Maddy Stover, Gymnastics
Washington	Colby Gilbert, Cross Country/Track & Field	Amy-Eloise Neale, Cross Country/Track & Field
Washington State	Luke Falk, Football	Alissa Brooks-Johnson, Track & Field



JAMIE ZANINOVICH • Deputy Commissioner and Chief Operating Officer

Deputy Commissioner Jamie Zaninovich comes to the Pac-12 after six years as the commissioner of the West Coast Conference. At the Pac-12, Zaninovich has responsibility for all aspects of the Pac-12 Conference's administrative operations, including television administration, sport management, championships, football bowl relationships, governance, enforcement, compliance, and officiating.

In his time with the WCC, Zaninovich led the conference through a period of unprecedented membership growth, transformed the conference basketball championships into successful events, and brought forward television and digital media advances that showcased the WCC's brand regionally, nationally and internationally.

Zaninovich was a member of the NCAA Division I Men's Basketball Committee from 2011-2014 and is a past Chair of the Division I Collegiate Commissioners Association Division I Subdivision. He is also a founding member of the Board of Managers and Competition Committee of the Men's Basketball Officiating LLC, a past member of the NCAA Committee on Women's Athletics and was named one of the prestigious "40 Under 40" honorees by the Sports Business Journal in 2010.

A native of Eugene, Oregon, Zaninovich is a graduate of Stanford University and the Stanford University Graduate School of Business. Prior to the WCC, he served as a sports administrator at both Stanford and Princeton University.



WOODIE DIXON • General Counsel, Senior Vice President Business Affairs

Woodie Dixon joined the Pac-12 in April 2010 and manages all business affairs, in-house legal matters and human resources for the Conference and Pac-12 Networks, as well as football administration for the Conference.

Prior to joining the Pac-12, Dixon spent six years (2004-10) as General Counsel for the NFL's Kansas City Chiefs overseeing all legal matters for the franchise, including player, marketing, sponsorship, stadium operations, special event and sales contracts, litigation and licensing. Previously, he has practiced law with the NFL, Sidley, Austin, Brown & Wood LLP in Chicago, and Dorsey & Whitney LLP in Minneapolis, Minn.

Dixon is a graduate of Harvard Law School, the University of Massachusetts graduate program in Sports Management and Amherst College.



ERIK HARDENBERGH • Chief of Staff

Erik Hardenbergh joined the Pac-12 as the Vice President of Public Affairs in July 2012. Hardenbergh leads the development and execution of public relations plans and strategies promoting the interests and reputation of the Pac-12 and Pac-12 Networks. Hardenbergh plays a pivotal role in enhancing the Conference's visibility at local, national and global levels.

Most recently, Hardenbergh spent four years as the Vice President of the Glover Park Group in Washington, D.C., where he developed strategic messaging platforms and coordinated integrated campaigns for companies including JPMorgan Chase and United Technologies. Hardenbergh has also worked for several sports media outlets including Yahoo! Sports, Fox Sports Northwest and ABC Sports.

Hardenbergh holds a bachelor's degree in political science from Amherst College, where he was an Academic All-American and captained the golf team for three years. Hardenbergh also earned an MBA from the Kenan-Flagler Business School at University of North Carolina-Chapel Hill.



BRENT WILLMAN • Chief Financial Officer

Brent Willman was named Chief Financial Officer in March of 2018 after serving as the Senior Vice President, Finance for Pac-12 Networks since the launch of the Network. His responsibilities include monthly and annual financial statement preparation, long-range strategic planning and annual budgets, evaluating new business opportunities and supporting each department on all financial matters to ensure financial objectives are met.

With over 30 years of media finance and business experience, prior to joining the Pac-12, he spent time in the same position at the Oprah Winfrey Network (OWN) in Los Angeles. He was also CFO for TLC, the Game Show Network, IFILM and E! Entertainment Television. He also spent nine years with Times Mirror Company, the publisher of the Los Angeles Times.

Willman holds a bachelor's degree in accounting from Cal State Fresno. He started his career as a certified public accountant.



DANETTE LEIGHTON • Chief Marketing Officer

Danette Leighton joined the Pac-12 Conference in April 2010 as the Conference's first Chief Marketing Officer. Her responsibilities include leading the Conference and Pac-12 Networks in the development and implementation of strategic marketing and communication programs, as well as integrating and supporting the marketing interests of the member institutions. She oversees the areas of business operations, communications, event operations, marketing, public affairs and ticket sales, as well as the communications and marketing departments at Pac-12 Networks.

An Arizona graduate, Leighton returns to the Pac-12 where she began her career as a public relations intern. Most recently, she acted as Vice President of Marketing and Brand Development for Maloof Sports & Entertainment. She spent the last decade overseeing all marketing and branding efforts for the NBA's Sacramento Kings and ARCO Arena, as well as the business operations for the WNBA's Sacramento Monarchs.

Previously, she led Sony's sports marketing division, focusing on the PGA Tour and the Sony Open in Hawaii. She also served as the executive director of the 1999 NCAA Women's Basketball Final Four at Stanford and worked in public relations for the Fiesta Bowl.



TERESA GOULD • Senior Associate Commissioner, Sports Management & Institutional Services

Teresa Gould joined the Pac-12 Conference in July 2018 after serving a variety of successful leadership roles in major collegiate athletics, in broadcast and revenue generation. In her Pac-12 role, Gould manages sports administration and championships for Pac-12 women's basketball and all Olympic sports, oversees governance and compliance and serves as the conference's senior women's administrator, reporting to Commissioner Larry Scott.

At the University of California, Davis she served as Interim Athletic Director from 2015-16 after having held the role of associate executive director and chief revenue officer of the alumni association.

From 2001-14, Gould worked in the athletic department at the University of California, Berkeley where among a number of positions she served as deputy director of athletics, external relations and chief of staff to the athletic director. In these roles, her responsibilities included development of the athletic department's strategic plan and administration of all sports, in addition to serving as member of the Pac-12 Council. Previously, Gould spent eight years at the West Coast Conference where she served as associate commissioner, as well as three years at ESPN in the role of conference coordination and rights acquisition.



Ron Barker
Associate Commissioner,
Governance & Enforcement



Chris Dawson
Associate Commissioner,
Sports Management



Dave Hirsch
Vice President,
Communications



Will Hunter
Vice President,
Operations



Duane Lindberg
Associate Commissioner,
Television



Tammy Newman
Associate Commissioner,
Governance & Enforcement



Erik Price
Associate Commissioner,
Compliance



Chris Grant
Associate Commissioner,
Sports Management and
Championships



Anna Roberts
Vice President,
Human Resources



Heather Vaughan
Vice President,
Marketing



Andrew Walker
Vice President,
Public Affairs



Carter Westfall
Vice President,
International




Natalia Ciccone
Assistant Commissioner,
Communications



Chris Merino
Assistant Commissioner,
Compliance



Cheryl Wong
Assistant Commissioner
Sports Management and
Championships



Jesse Hooker
Director,
Communications



Noveen Moinpour
Senior Manager,
Marketing



Michael Ortiz
Director,
Video Operations



Shannon Burrow
Controller



Cecile Catig
Accounts Payable
Specialist



Tyler Jahnke
Manager, Ticket Sales



In Ja Holcomb
Executive Assistant to the
Commissioner



Dave Lucero
Manager,
Operations



Theo Mendoza
Graphic Designer



Sean Harris
Assistant Director, Sports
Management and Champion-
ships




BOBBY DIBLER • Coordinator of Men's Basketball Officiating

Bobby Dibler was named Pac-12 Coordinator of Men's Basketball Officiating in June 2013, and now serves as the lead of the Western Officiating Consortium, an alliance between all six western leagues (Pac-12, Mountain West, Big Sky, Big West, Western Athletic, and West Coast) in an effort to promote consistency - in training, development and evaluation - in officiating in the western U.S., and provide a larger, more diverse pool of officials for assignment. Dible also spent six years (1992-98) in the same role at the Western Athletic Conference from 1992-98. Prior to his duties of coordinating officials for the Conference, he was a WAC basketball official for 19 years. Dibler has also officiated in the Southwest Athletic (1973-93), Big West (1982-93), Pacific-10 (1982-86, 1988-1993), Big Eight (1981-82), and Missouri Valley (1973-82) conferences. During his 20 years as an official, he worked 14 NCAA tournaments, including three Final Fours, and several NIT games. Dibler was also employed with the Proctor and Gamble Distributing Company as an Account Executive/Operations Manager for 31 years before retiring in December 1999.



Jamie Alfieri
Coordinator,
Officiating and
Sports Management



Michael Brady
Manager,
Business Operations



Michelle Zhang
Manager,
International



Wendy Heredia
Senior Administrative
Assistant
Marketing & Communications



Meghan Cesnik
Administrative
Assistant



Stephanie Toovey
Administrative
Assistant




Carly Fasciglione
Fellow,
Communications



Heather Ward
Fellow,
Communications



Audrey Mayer
Fellow,
Administrative



Juwaan Williams
Fellow,
Administrative



David Coleman
Vice President, Officiating



Dave Yeast
Coordinator of
Baseball Officiating



Bobby Dibler
Coordinator of Men's
Basketball Officiating



Violet Palmer
Coordinator of Women's
Basketball Officiating



Sandra Hunt
Coordinator of
Women's Soccer



Joanne Venditto
Coordinator of
Softball Officiating



Joan Powell
Coordinator of Women's
Volleyball Officiating

NCAA TEAM TITLES WON BY CONFERENCE (ALL-TIME)

TEAM		INDIVIDUAL	
1. Pac-12	513	1. Pac-12	2,334
2. Big Ten	310	2. Big Ten	1,767
3. Southeastern	227	3. SEC	1,513
4. Big 12	179	4. Big 12	1,073
5. Atlantic Coast	153	5. ACC	545
6. Ivy	98	6. Ivy	451
7. American Athletic	52	7. American Athletic	241
8. Conference USA	41	8. Big East	216
9. Summit	39	9. Mountain West	210
10. West Coast	32	10. Conference USA	166

PAC-12 NCAA TEAM TITLES	
Arizona	19
Arizona State	24
California	37
Colorado	26
Oregon	33
Oregon State	4
Stanford	117
UCLA	116
USC	106
Utah	21
Washington	8
Washington State	2

NCAA TEAM TITLES WON (ALL-TIME) BY CONFERENCE

MEN		WOMEN	
1. Pac-12	300	1. Pac-12	183
2. Big Ten	216	2. Southeastern	103
3. Big 12	123	3. Big Ten	73
4. Southeastern	122	4. Atlantic Coast	59
5. Atlantic Coast	85	5. Big 12	35
6. Ivy	58	6. American Athletic	19
7. American Athletic	33	7. Ivy	16
8. Conference USA	29	8. Big East	12
9. West Coast	23	Conference USA	12
10. Big Sky	20	10. West Coast	9

COMBINED	
1. Pac-12	30
2. Ivy	24
Summit	24
4. Big 12	21
Big Ten	21

BY SCHOOL

MEN		WOMEN	
1. USC	84	1. STANFORD	53
2. UCLA	75	2. UCLA	41
3. STANFORD	64	4. North Carolina	30
4. Oklahoma State	52	3. LSU	25
5. Arkansas	42	5. Texas	23
6. Michigan	33	6. Maryland	22
7. CALIFORNIA	28	USC	22
8. Yale	27	8. Georgia	21
9. Indiana	24	9. Florida	18
Iowa	24	10. Connecticut	15

COMBINED	
1. Denver	24
2. COLORADO	19
West Virginia	19

NCAA INDIVIDUAL TITLES WON (ALL-TIME) BY CONFERENCE

MEN		WOMEN	
1. Big Ten	1,501	1. Pac-12	778
2. Pac-12	1,370	2. Southeastern	730
3. Big 12	805	3. Big 12	240
4. Southeastern	780	4. Big Ten	204
5. Atlantic Coast	330	5. Atlantic Coast	175

COMBINED	
1. Pac-12	186
2. Ivy	119
3. Summit League	90
4. America East	70
5. Big Ten	61

BY SCHOOL

MEN		WOMEN	
1. USC	326	1. STANFORD	228
2. Michigan	278	2. Georgia	169
3. STANFORD	272	3. Texas	157
4. Ohio State	223	4. Florida	155
5. Texas	214	5. LSU	117
6. Oklahoma State	169	6. UCLA	106
7. UCLA	166	7. ARIZONA	94
8. CALIFORNIA	157	8. CALIFORNIA	94
9. Oklahoma	148	9. USC	78
10. Illinois	146	10. ARIZONA STATE	51
		Auburn	51
		OREGON	51

COMBINED	
1. COLORADO	94
2. Denver	90
3. UTAH	75

NCAA TEAM & INDIVIDUAL TITLES WON BY PAC-12 SCHOOLS (ALL-TIME)

TEAM TITLES

MEN		WOMEN		COMBINED	
USC	84	Stanford	64	Colorado	19
UCLA	75	UCLA	41	Utah	11
Stanford	64	USC	22	TOTAL	30
California	28	Arizona State	13		
Oregon	19	Arizona	12		
Arizona State	11	Oregon	14		
Arizona	7	Utah	9		
Colorado	5	California	9		
Oregon State	4	Washington	7		
Washington State	2	Colorado	2		
Utah	1	TOTAL	183		
TOTAL	300				

INDIVIDUAL TITLES

MEN		WOMEN		COMBINED	
USC	326	Stanford	228	Colorado	94
Stanford	272	UCLA	106	Utah	75
UCLA	167	Arizona	94	Stanford	14
California	157	California	94	Washington	2
Oregon	104	USC	78	Washington State	1
Arizona	83	Arizona State	51	TOTAL	186
Washington State	79	Oregon	51		
Arizona State	67	Utah	25		
Washington	55	Washington	21		
Oregon State	32	Colorado	17		
Colorado	23	Oregon State	7		
Utah	5	Washington State	6		
TOTAL	1,370	TOTAL	778		

ALL-TIME NCAA CHAMPIONSHIPS BY SPORT » WOMEN'S SPORTS

BASKETBALL (4)

1982-83—USC
1983-84—USC
1989-90—Stanford
1991-92—Stanford

BEACH VOLLEYBALL (3)

2016—USC
2017—USC
2017—UCLA

CROSS COUNTRY (12)

1983—Oregon
1987—Oregon
1997—Stanford
2000—Colorado
2003—Stanford
2004—Colorado
2005—Stanford
2006—Stanford
2007—Stanford
2008—Washington
2012—Oregon
2016—Oregon

GOLF (19)

1990—Arizona State
1991—UCLA
1993—Arizona State
1994—Arizona State
1995—Arizona State
1996—Arizona
1997—Arizona State
1998—Arizona State
2000—Arizona
2003—USC
2004—UCLA
2008—USC
2009—Arizona State
2011—UCLA
2013—USC
2015—Stanford
2016—Washington
2017—Arizona State
2018—Arizona

GYMNASTICS (16)

1982—Utah
1983—Utah
1984—Utah
1985—Utah
1986—Utah
1990—Utah
1992—Utah
1994—Utah
1995—Utah
1997—UCLA
2000—UCLA
2001—UCLA
2003—UCLA
2004—UCLA
2010—UCLA
2018—UCLA

ROWING (9)

1997—Washington
1998—Washington
2001—Washington
2005—California
2006—California
2009—Stanford
2016—California
2017—Washington
2018—California

SOCCER (6)

2007—USC
2011—Stanford
2013—UCLA
2014—USC
2016—USC
2017—Stanford

SOFTBALL (23)

1982—UCLA
1984—UCLA
1985—UCLA
1988—UCLA
1989—UCLA
1990—UCLA
1991—Arizona
1992—UCLA

1993—Arizona
1994—Arizona
1996—Arizona
1997—Arizona
1999—UCLA
2001—Arizona
2002—California
2003—UCLA
2004—UCLA
2006—Arizona
2007—Arizona
2008—Arizona State
2009—Washington
2010—UCLA
2011—Arizona State

SWIMMING (16)

1983—Stanford
1989—Stanford
1992—Stanford
1993—Stanford
1994—Stanford
1995—Stanford
1996—Stanford
1997—USC
1998—Stanford
2008—Arizona
2009—California
2011—California
2012—California
2015—California
2017—Stanford
2018—Stanford

TENNIS (23)

1982—Stanford
1983—USC
1984—Stanford
1985—USC
1986—Stanford
1987—Stanford
1988—Stanford
1989—Stanford
1990—Stanford
1991—Stanford

1997—Stanford
1999—Stanford
2001—Stanford
2002—Stanford
2004—Stanford
2005—Stanford
2006—Stanford
2008—UCLA
2010—Stanford
2013—Stanford
2014—UCLA
2016—Stanford
2018—Stanford

INDOOR TRACK (11)

2000—UCLA
2001—UCLA
2007—Arizona State
2008—Arizona State
2010—Oregon
2011—Oregon
2012—Oregon
2013—Oregon
2014—Oregon
2016—Oregon
2017—Oregon

OUTDOOR TRACK (9)

1982—UCLA
1983—UCLA
1985—Oregon
2001—USC
2004—UCLA
2007—Arizona State
2015—Oregon
2017—Oregon
2018—USC

VOLLEYBALL (15)

1981—USC
1984—UCLA
1990—UCLA
1991—UCLA
1992—Stanford
1995—Stanford
1996—Stanford
1997—Stanford
2001—Stanford
2002—USC
2003—USC
2004—Stanford
2005—Washington
2011—UCLA
2016—Stanford

WATER POLO (18)

2001—UCLA
2002—Stanford
2003—UCLA
2004—USC
2005—UCLA
2006—UCLA
2007—UCLA
2008—UCLA
2009—UCLA
2010—USC
2011—Stanford
2012—Stanford
2013—USC
2014—Stanford
2015—Stanford
2016—USC
2017—Stanford
2018—USC



Oregon State captured its third NCAA baseball title all-time and first since 2007. It was also the 12th NCAA title for the Pac-12 in 2017-18.



Stanford became the first program to sweep the men's and women's NCAA soccer titles in the same season. It was the second national championship in six years for the women and the men won a third-straight crown.

ALL-TIME NCAA CHAMPIONSHIPS BY SPORT » MEN'S SPORTS

BASEBALL (29)

1947—California
 1948—USC
 1957—California
 1958—USC
 1961—USC
 1963—USC
 1965—Arizona State
 1967—Arizona State
 1968—USC
 1969—Arizona State
 1970—USC
 1971—USC
 1972—USC
 1973—USC
 1974—USC
 1976—Arizona
 1977—Arizona State
 1978—USC
 1980—Arizona
 1981—Arizona State
 1986—Arizona
 1987—Stanford
 1988—Stanford
 1998—USC
 2006—Oregon State
 2007—Oregon State
 2012—Arizona
 2013—UCLA
 2018—Oregon State

BASKETBALL (16)

1938-39—Oregon
 1941-42—Stanford
 1943-44—Utah
 1958-59—California
 1963-64—UCLA
 1964-65—UCLA
 1966-67—UCLA
 1967-68—UCLA
 1968-69—UCLA
 1969-70—UCLA
 1970-71—UCLA
 1971-72—UCLA
 1972-73—UCLA
 1974-75—UCLA
 1994-95—UCLA
 1996-97—Arizona

BOXING (1)

1937—Wash. State

CROSS COUNTRY (16)

1961—Oregon State
 1971—Oregon
 1973—Oregon
 1974—Oregon
 1977—Oregon
 1996—Stanford
 1997—Stanford

2001—Colorado
 2002—Stanford
 2003—Stanford
 2004—Colorado
 2006—Colorado
 2007—Oregon
 2008—Oregon
 2013—Colorado
 2014—Colorado

GOLF (15)

1938—Stanford
 1939—Stanford
 1941—Stanford
 1942—Stanford
 1946—Stanford
 1953—Stanford
 1988—UCLA
 1990—Arizona State
 1992—Arizona
 1994—Stanford
 1996—Arizona State
 2004—California
 2007—Stanford
 2008—UCLA
 2016—Oregon

GYMNASTICS (13)

1962—USC
 1968—California
 1975—California
 1984—UCLA
 1986—Arizona State
 1987—UCLA
 1992—Stanford
 1993—Stanford
 1995—Stanford
 1997—California
 1998—California
 2009—Stanford
 2011—Stanford

SKIING (29)

1959—Colorado
 1960—Colorado
 1972—Colorado
 1973—Colorado
 1974—Colorado
 1975—Colorado
 1976—Colorado
 1977—Colorado
 1978—Colorado
 1979—Colorado
 1981—Utah
 1982—Colorado
 1983—Utah
 1984—Utah
 1986—Utah
 1987—Utah
 1988—Utah

1991—Colorado
 1993—Utah
 1995—Colorado
 1996—Utah
 1997—Utah
 1998—Colorado
 1999—Colorado
 2003—Utah
 2006—Colorado
 2011—Colorado
 2013—Colorado
 2015—Colorado
 2017—Utah

SOCCER (7)

1985—UCLA
 1990—UCLA
 1998—UCLA
 2002—UCLA
 2015—Stanford
 2016—Stanford
 2017—Stanford

SWIMMING (24)

1960—USC
 1963—USC
 1964—USC
 1965—USC
 1966—USC
 1967—Stanford
 1974—USC
 1975—USC
 1976—USC
 1977—USC
 1979—California
 1980—California
 1982—UCLA
 1985—Stanford
 1986—Stanford
 1987—Stanford
 1992—Stanford
 1993—Stanford
 1994—Stanford
 1998—Stanford
 2008—Arizona
 2011—California
 2012—California
 2014—California

TENNIS (54)

1946—USC
 1950—UCLA
 1951—USC
 1952—UCLA
 1953—UCLA
 1954—UCLA
 1955—USC
 1956—UCLA
 1958—USC
 1960—UCLA

1961—UCLA
 1962—USC
 1963—USC
 1964—USC
 1965—UCLA
 1966—USC
 1967—USC
 1968—USC
 1969—USC
 1970—UCLA
 1971—UCLA
 1973—Stanford
 1974—Stanford
 1975—UCLA
 1976—UCLA

USC
 1977—Stanford
 1978—Stanford
 1979—UCLA
 1980—Stanford
 1981—Stanford
 1982—UCLA
 1983—Stanford
 1984—UCLA
 1986—Stanford
 1988—Stanford
 1989—Stanford
 1990—Stanford
 1991—USC
 1992—Stanford
 1993—USC
 1994—USC
 1995—Stanford
 1996—Stanford
 1997—Stanford
 1998—Stanford
 2000—Stanford
 2002—USC
 2005—UCLA
 2009—USC
 2010—USC
 2011—USC
 2012—USC
 2014—USC

INDOOR TRACK (8)

1967—USC
 1972—USC
 1977—Wash. State
 2008—Arizona State
 2009—Oregon
 2014—Oregon
 2015—Oregon
 2016—Oregon

OUTDOOR TRACK (47)

1922—California
 1925—Stanford
 1926—USC
 1928—Stanford

1930—USC
 1931—USC
 1934—Stanford
 1935—USC
 1936—USC
 1937—USC
 1938—USC
 1939—USC
 1940—USC
 1941—USC
 1942—USC
 1943—USC
 1949—USC
 1950—USC
 1951—USC
 1952—USC
 1953—USC
 1954—USC
 1955—USC
 1956—UCLA
 1958—USC
 1961—USC
 1962—Oregon
 1963—USC
 1964—Oregon
 1965—Oregon
 USC
 1966—UCLA
 1967—USC
 1968—USC
 1970—Oregon
 1971—UCLA
 1972—UCLA
 1973—UCLA
 1976—USC
 1977—Arizona State
 1978—UCLA
 1984—Oregon
 1987—UCLA
 1988—UCLA
 2000—Stanford
 2014—Oregon
 2015—Oregon

VOLLEYBALL (25)

1970—UCLA
 1971—UCLA
 1972—UCLA
 1974—UCLA
 1975—UCLA
 1976—UCLA
 1977—USC
 1979—UCLA
 1980—USC
 1981—UCLA
 1982—UCLA
 1983—UCLA
 1984—UCLA
 1987—UCLA
 1988—USC

1989—UCLA
 1990—USC
 1993—UCLA
 1995—UCLA
 1996—UCLA
 1997—Stanford
 1998—UCLA
 2000—UCLA
 2006—UCLA
 2010—Stanford

WATER POLO (44)

1969—UCLA
 1971—UCLA
 1972—UCLA
 1973—California
 1974—California
 1975—California
 1976—Stanford
 1977—California
 1978—Stanford
 1980—Stanford
 1981—Stanford
 1983—California
 1984—California
 1985—Stanford
 1986—Stanford
 1987—California
 1988—California
 1990—California
 1991—California
 1992—California
 1993—Stanford
 1994—Stanford
 1995—UCLA
 1996—UCLA
 1998—USC
 1999—UCLA
 2000—UCLA
 2001—Stanford
 2002—Stanford
 2003—USC
 2004—UCLA
 2005—USC
 2006—California
 2007—California
 2008—USC
 2009—USC
 2010—USC
 2011—USC
 2012—USC
 2013—USC
 2014—USC
 2015—UCLA
 2016—UCLA
 2017—California
 2018—UCLA

WRESTLING (1)

1988—Arizona State

ALL-TIME NON-NCAA CHAMPIONSHIPS BY SPORT » MEN'S SPORTS

FOOTBALL (Polls)

1954—UCLA (UPI)
 1962—USC (AP, UPI)
 1967—USC (AP, UPI)
 1972—USC (AP, UPI)
 1974—USC (UPI)
 1978—USC (UPI)
 1991—Washington (UPI, USA)
 2003—USC (AP)
 2004—USC (BCS)

ROWING (31)

(IRA: pre-1979;
 Cincinnati Regatta; 1982-)
 1923—Washington
 1924—Washington
 1926—Washington
 1928—California
 1932—California
 1934—California
 1935—California
 1936—Washington

1937—Washington
 1939—California
 1940—Washington
 1941—Washington
 1948—Washington
 1949—California
 1950—California
 1960—California
 1961—California
 1964—California
 1970—Washington

1976—California
 1984—Washington
 1997—Washington
 1999—California
 2000—California
 2002—California
 2007—Washington
 2009—Washington
 2011—Washington
 2012—Washington
 2013—Washington

2014—Washington
 2016—California



PAC-12 CHAMPIONSHIPS

BY SCHOOL » MEN'S TITLES

SPORT	ARIZ	ASU	CAL	COLO	ORE	OSU	STAN	UCLA	USC	UTAH	WASH	WSU
Baseball	4	10	23	0	12	14	17	9	37	1	14	22
Basketball	15	0	15	0	4	12	11	31	7	0	12	2
Cross Country	6	0	0	6	16	0	13	2	1	0	2	4
Football	1	3	14	0	11	5	15	17	39	0	16	4
Golf	3	12	2	0	4	0	10	5	21	0	6	0
Gymnastics*	0	1	13	0	4	0	2	9	1	0	3	0
Rowing	0	0	17	0	0	0	0	5	0	0	38	0
Soccer	0	0	3	0	0	0	5	8	0	0	2	0
Swimming	0	0	5	0	4	2	53	2	25	0	20	1
Tennis	0	0	7	0	0	0	23	39	34	0	41	0
Track & Field	0	1	3	0	21	1	5	18	41	0	9	5
Water Polo*	0	0	13	0	0	0	11	11	4	0	0	0
Wrestling	0	18	0	0	3	23	0	1	0	0	3	1
TOTALS	29	45	115	6	79	57	165	157	210	1	166	39

The Pac-12 hosts championships in 16 sports throughout the school year, including basketball, cross country, golf, rowing, swimming & diving, and tennis for both men's and women's. The Conference also hosts championships in beach volleyball, women's gymnastics, women's lacrosse and wrestling.

* Pac-10 Championship until 1992, when the Mountain Pacific Sports Federation was founded.

Others: Baseball (Portland State 1), Basketball (Idaho 2), Cross Country (Idaho 1), Wrestling (Boise State 6, Cal State Bakersfield 1)

^ Two titles later vacated due to NCAA penalty

TOTAL PAC-12 CHAMPIONSHIPS MEN'S & WOMEN'S

Stanford	289
UCLA	233
USC	233^
Washington	207
California	141
Oregon	107
Oregon State	67
Arizona State	60
Arizona	55
Washington State	41^
Colorado	11
Utah	4

Note: Championships includes ties. Championships also includes titles won where sports were split into Northern and Southern Division.

^ Two titles later vacated due to NCAA penalty

BY SCHOOL » WOMEN'S TITLES

SPORT	ARIZ	ASU	CAL	COLO	ORE	OSU	STAN	UCLA	USC	UTAH	WASH	WSU
Basketball	1	2	1	0	3	3	23	1	2	0	3	0
Beach Volleyball	0	0	0	0	0	0	0	1	2	0	0	0
Cross Country	1	0	0	4	9	0	15	0	0	0	3	0
Golf	8	8	2	0	0	0	2	7	5	0	0	0
Gymnastics	0	0	0	0	0	6	5	18	0	3	0	0
Lacrosse	0	0	0	1	0	0	0	0	0	0	0	0
Rowing	0	0	12	0	0	0	0	2	1	0	16	0
Soccer	0	0	1	0	0	0	13	11	1	0	1	0
Softball	11	2	3	0	5	1	1	9	0	0	3	0
Swimming	4	0	4	0	0	0	21	2	1	0	0	0
Tennis	0	0	2	0	0	0	26	2	4	0	9	2
Track & Field	0	3	0	0	11	0	1	15	2	0	0	0
Volleyball	1	0	1	0	0	0	17	7	5	0	6	0
TOTALS	26	15	26	5	28	10	124	75	23	3	41	2



UCLA men's tennis earned its fourth Pac-12 title in the last seven years, avenging its runner-up finish to the Trojans in last year's final.



USC captured its first Pac-12 title in more than two decades, also snapping Oregon's nine-year reign. The Trojans went on to win their first NCAA title by a one-point margin after a thrilling finish in the 4x400 meter relay. It was their first national championship in the sport since 2001.

ALL-TIME PAC-12 CHAMPIONSHIPS BY SPORT » MEN'S SPORTS

BASEBALL

1916 — California
 1917 — California
 1918 — Oregon
 1919 — Washington
 1920 — California
 1921 — California
 1922 — Washington
 1923 — California (So.)
 Washington (No.)
 1924 — California
 USC
 Stanford
 1925 — Stanford (So.)
 Washington (No.)
 1926 — California (So.)
 Washington (No.)
 1927 — USC (So.)
 Stanford (So.)
 California (So.)
 Washington State (No.)
 1928 — California (So.)
 Oregon (No.)
 Washington State (No.)
 1929 — California (So.)
 Washington (No.)
 1930 — USC (So.)
 Washington (No.)
 1931 — Stanford (So.)
 USC (So.)
 Washington (No.)
 1932 — California (So.)
 Washington (No.)
 1933 — California (So.)
 Washington State (No.)
 1934 — California (So.)
 Oregon (No.)
 1935 — California (So.)
 USC (So.)
 Oregon (No.)
 1936 — USC (So.)
 Washington State (No.)
 1937 — USC (So.)
 Oregon (No.)
 1938 — California (So.)
 Oregon State (No.)
 Washington State (No.)
 1939 — USC (So.)
 Oregon (No.)
 1940 — California (So.)
 Oregon State (No.)
 1941 — USC (So.)
 Oregon (No.)
 1942 — USC (So.)
 Oregon (No.)
 1943 — California (So.)
 Oregon (No.)
 Oregon State (No.)
 1944 — UCLA (So.)
 Washington State (No.)
 1945 — California (So.)
 Washington State (No.)
 1946 — USC (So.)
 Oregon (No.)
 1947 — California
 1948 — USC
 1949 — USC
 1950 — Washington State
 1951 — USC
 1952 — Oregon State
 1953 — Stanford
 1954 — Oregon
 1955 — USC
 1956 — Washington State
 1957 — California

1958 — USC
 1959 — USC
 1960 — California (So.)
 USC (So.)
 Washington State (No.)
 1961 — USC (So.)
 Washington State (No.)
 1962 — USC (So.)
 Oregon State (No.)
 1963 — USC (So.)
 Oregon State (No.)
 1964 — USC (So.)
 Oregon (No.)
 1965 — USC (So.)
 Washington State (No.)
 1966 — Stanford (So.)
 California (So.)
 Washington State (No.)
 1967 — Stanford
 1968 — USC
 1969 — UCLA
 1970 — USC
 1971 — USC
 1972 — USC
 California
 1973 — USC
 1974 — USC
 1975 — USC
 1976 — UCLA (So.)
 Washington State (No.)
 1977 — USC
 1978 — USC
 1979 — UCLA
 1980 — Arizona
 California
 1981 — Arizona State
 1982 — Arizona State
 1983 — Oregon State (No.)
 Stanford (So.)
 1984 — Arizona State (So.)
 Washington State (No.)
 Portland State (No.)
 1985 — Stanford (So.)
 Washington State (No.)
 1986 — UCLA (So.)
 Oregon State (No.)
 1987 — Stanford (So.)
 Washington State (No.)
 1988 — Arizona State (So.)
 Washington State (No.)
 1989 — Arizona (So.)
 Washington State (No.)
 1990 — Stanford (So.)
 Washington State (No.)
 1991 — USC (So.)
 Washington State (No.)
 1992 — Arizona (So.)
 Washington (No.)
 1993 — Arizona State (So.)
 Washington (No.)
 1994 — Stanford (So.)
 Oregon State (No.)
 1995 — USC (So.)
 Washington State (No.)
 1996 — USC (So.)
 Washington (No.)
 1997 — Washington
 1998 — Washington
 1999 — Stanford
 2000 — Arizona State
 Stanford
 UCLA
 2001 — USC
 2002 — USC
 2003 — Stanford
 2004 — Stanford

2005 — Oregon State
 2006 — Oregon State
 2007 — Arizona State
 2008 — Arizona State
 2009 — Arizona State
 2010 — Arizona State
 2011 — UCLA
 2012 — Arizona
 UCLA
 2013 — Oregon State
 2014 — Oregon State
 2015 — UCLA
 2016 — Utah
 2017 — Oregon State
 2018 — Stanford

BASKETBALL

1915-16 — Oregon State
 California
 1916-17 — Washington State
 1918-19 — Oregon
 1919-20 — Stanford
 1920-21 — Stanford
 California
 1921-22 — Idaho
 1922-23 — Idaho
 1923-24 — California
 1924-25 — California
 1925-26 — California
 1926-27 — California
 1927-28 — USC
 1928-29 — California
 1929-30 — USC
 1930-31 — Washington
 1931-32 — California
 1932-33 — Oregon State
 1933-34 — Washington
 1934-35 — USC
 1935-36 — Stanford
 1936-37 — Stanford
 1937-38 — Stanford
 1938-39 — Oregon
 1939-40 — USC
 1940-41 — Washington State
 1941-42 — Stanford
 1942-43 — Washington
 1943-44 — Washington
 California
 1944-45 — Oregon
 UCLA
 1945-46 — California
 1946-47 — Oregon State
 1947-48 — Washington
 1948-49 — Oregon State
 1949-50 — UCLA
 1950-51 — Washington
 1951-52 — UCLA
 1952-53 — Washington
 1953-54 — USC
 1954-55 — Oregon State
 1955-56 — UCLA
 1956-57 — California
 1957-58 — Oregon State
 California
 1958-59 — California
 1959-60 — California
 1960-61 — USC
 1961-62 — UCLA
 1962-63 — Stanford
 UCLA
 1963-64 — UCLA
 1964-65 — UCLA
 1965-66 — Oregon State
 1966-67 — UCLA
 1967-68 — UCLA

1968-69 — UCLA
 1969-70 — UCLA
 1970-71 — UCLA
 1971-72 — UCLA
 1972-73 — UCLA
 1973-74 — UCLA
 1974-75 — UCLA
 1975-76 — UCLA
 1976-77 — UCLA
 1977-78 — UCLA
 1978-79 — UCLA
 1979-80 — Oregon State
 1980-81 — Oregon State
 1981-82 — Oregon State
 1982-83 — UCLA
 1983-84 — Oregon State
 Washington
 1984-85 — USC
 Washington
 1985-86 — Arizona
 1986-87 — UCLA
 1987-88 — Arizona
 1988-89 — Arizona
 1989-90 — Arizona
 Oregon State
 1990-91 — Arizona
 1991-92 — UCLA
 1992-93 — Arizona
 1993-94 — Arizona
 1994-95 — UCLA
 1995-96 — UCLA
 1996-97 — UCLA
 1997-98 — Arizona
 1998-99 — Stanford
 1999-00 — Arizona
 Stanford
 2000-01 — Stanford
 2001-02 — Arizona
 2002-03 — Arizona
 2003-04 — Stanford
 2004-05 — Washington
 2005-06 — UCLA
 2006-07 — UCLA
 2007-08 — UCLA
 2008-09 — Washington
 2009-10 — California
 2010-11 — Arizona
 2011-12 — Washington
 2012-13 — UCLA
 2013-14 — Arizona
 2014-15 — Arizona
 2015-16 — Oregon
 2016-17 — Arizona
 Oregon
 2017-18 — Arizona

1985 — Stanford
 1986 — Arizona
 1987 — Arizona
 1988 — Oregon
 1989 — Oregon
 1990 — Oregon
 1991 — Arizona
 1992 — Oregon
 1993 — Washington
 1994 — Washington
 1995 — Oregon
 1996 — Stanford
 1997 — Stanford
 1998 — Stanford
 1999 — Arizona
 2000 — Stanford
 2001 — Stanford
 2002 — Stanford
 2003 — Stanford
 2004 — Stanford
 2005 — Stanford
 2006 — Oregon
 2007 — Oregon
 2008 — Oregon
 2009 — Stanford
 2010 — Stanford
 2011 — Colorado
 2012 — Colorado
 2013 — Colorado
 2014 — Colorado
 2015 — Colorado
 2016 — Colorado
 2017 — Stanford

FOOTBALL

1916 — Washington
 1917 — Washington State
 1918 — California
 1919 — Washington
 Oregon
 1920 — California
 1921 — California
 1922 — California
 1923 — California
 1924 — Stanford
 1925 — Washington
 1926 — Stanford
 1927 — USC
 Stanford
 1928 — USC
 1929 — USC
 1930 — Washington State
 1931 — USC
 1932 — USC
 1933 — Oregon
 Stanford
 1934 — Stanford
 1935 — California
 Stanford
 UCLA
 1936 — Washington
 1937 — California
 1938 — California
 USC
 1939 — USC
 1940 — Stanford
 1941 — Oregon State
 1942 — UCLA
 1943 — USC
 1944 — USC
 1945 — USC
 1946 — UCLA
 1947 — USC
 1948 — Oregon
 California

CROSS COUNTRY

1957 — Idaho
 1958 — USC
 1969 — Oregon
 1970 — Oregon
 1971 — Washington State
 1972 — Washington State
 1973 — Oregon
 1974 — Washington State
 1975 — Washington State
 1976 — Oregon
 1977 — Oregon
 1978 — Oregon
 1979 — Oregon
 1980 — UCLA
 1981 — UCLA
 1982 — Oregon
 1983 — Arizona
 1984 — Arizona

ALL-TIME PAC-12 CHAMPIONSHIPS BY SPORT » MEN'S SPORTS

1949 — California
 1950 — California
 1951 — Stanford
 1952 — USC
 1953 — UCLA
 1954 — UCLA
 1955 — UCLA
 1956 — Oregon State
 1957 — Oregon State
 Oregon
 1958 — California
 1959 — Washington
 USC
 UCLA
 1960 — Washington
 1961 — UCLA
 1962 — USC
 1963 — Washington
 1964 — Oregon State
 USC
 1965 — UCLA
 1966 — USC
 1967 — USC
 1968 — USC
 1969 — USC
 1970 — Stanford
 1971 — Stanford
 1972 — USC
 1973 — USC
 1974 — USC
 1975 — UCLA
 California
 1976 — USC
 1977 — Washington
 1978 — USC
 1979 — USC
 1980 — Washington
 1981 — Washington
 1982 — UCLA
 1983 — UCLA
 1984 — USC
 1985 — UCLA
 1986 — Arizona State
 1987 — USC
 UCLA
 1988 — USC
 1989 — USC
 1990 — Washington
 1991 — Washington
 1992 — Washington
 Stanford
 1993 — UCLA
 Arizona
 USC
 1994 — Oregon
 1995 — USC
 Washington
 1996 — Arizona State
 1997 — Washington State
 UCLA
 1998 — UCLA
 1999 — Stanford
 2000 — Oregon
 Oregon State
 Washington
 2001 — Oregon
 2002 — USC
 Washington State
 2003 — USC
 2004 — USC^
 2005 — USC^
 2006 — USC
 California
 2007 — USC
 Arizona State

2008 — USC
 2009 — Oregon
 2010 — Oregon
 2011 — Oregon
 2012 — Stanford
 2013 — Stanford
 2014 — Oregon
 2015 — Stanford
 2016 — Washington
 2017 — USC

GOLF
 1958 — USC
 1959 — Oregon
 1960 — Stanford
 1961 — Washington
 1962 — USC
 1963 — Washington
 1964 — USC
 1965 — USC
 1966 — USC
 1967 — USC
 1968 — Stanford
 1969 — USC
 1970 — Stanford
 1971 — USC
 1972 — USC
 1973 — USC
 1974 — Stanford
 1975 — USC
 1976 — USC (So.)
 Oregon (No.)
 1977 — Stanford (So.)
 Oregon (No.)
 1978 — USC
 1979 — Arizona State
 1980 — USC
 1981 — Arizona State
 1982 — UCLA
 1983 — UCLA
 1984 — USC
 1985 — UCLA
 1986 — USC
 1987 — Arizona
 1988 — Washington
 1989 — Arizona State
 1990 — Arizona State
 1991 — Arizona
 1992 — Stanford
 1993 — Arizona State
 1994 — Stanford
 1995 — Arizona State
 1996 — Arizona State
 1997 — Arizona State
 1998 — Arizona State
 1999 — Arizona State
 2000 — Arizona State
 2001 — USC
 2002 — USC
 2003 — UCLA
 2004 — Arizona
 2005 — Washington
 2006 — UCLA
 2007 — USC
 2008 — Arizona State
 2009 — Washington
 2010 — Washington
 2011 — USC
 2012 — California
 2013 — California
 2014 — Stanford
 2015 — Stanford
 2016 — Stanford
 2017 — Oregon
 2018 — USC

GYMNASTICS
 1961 — California
 1962 — California
 USC
 1963 — Washington
 1964 — Washington
 1965 — Washington
 1966 — California
 1967 — UCLA
 1968 — California
 1969 — California
 1970 — California
 1971 — California
 1972 — California
 1973 — California
 1974 — California
 1975 — California
 1976 — California
 1977 — Oregon
 1978 — Oregon
 1979 — Oregon
 1980 — Oregon
 1981 — UCLA
 1982 — UCLA
 1983 — UCLA
 1984 — UCLA
 1985 — Arizona State
 1986 — UCLA
 1987 — California
 1988 — UCLA
 1989 — UCLA
 1990 — Stanford
 1991 — UCLA
 1992 — Stanford

ROWING
 1960 — California
 1961 — Washington
 1962 — Washington
 1963 — Washington
 1964 — California
 1965 — Washington
 1966 — Washington
 1967 — UCLA
 1968 — Washington
 1969 — Washington
 1970 — UCLA
 1971 — Washington
 1972 — Washington
 1973 — Washington
 1974 — Washington
 1975 — Washington
 1976 — Washington
 1977 — Washington
 1978 — Washington
 1979 — California
 1980 — Washington
 1981 — Washington
 1982 — California
 1983 — Washington
 1984 — Washington
 1985 — Washington
 1986 — California
 1987 — UCLA
 1988 — UCLA
 1989 — UCLA
 1990 — Washington
 1991 — Washington
 1992 — Washington
 1993 — Washington
 1994 — California
 1995 — Washington
 1996 — Washington
 1997 — Washington
 1998 — Washington
 1999 — Washington
 2000 — Washington
 2001 — Washington
 2002 — Washington
 2003 — Washington
 2004 — Washington
 2005 — Washington
 2006 — Washington
 2007 — Washington
 2008 — Washington
 2009 — Washington
 2010 — Washington
 2011 — Washington
 2012 — Washington
 2013 — Washington
 2014 — Washington
 2015 — Washington
 2016 — Washington
 2017 — Washington
 2018 — Washington

1999 — California
 2000 — California
 2001 — California
 2002 — California
 2003 — California
 2004 — Washington
 2005 — California
 2006 — California
 2007 — Washington
 2008 — Washington
 2009 — California
 2010 — Washington
 2011 — Washington
 2012 — Washington
 2013 — Washington
 2014 — Washington
 2015 — Washington
 2016 — California
 2017 — Washington
 2018 — Washington

SOCCER
 2000 — Washington
 2001 — Stanford
 2002 — UCLA
 2003 — UCLA
 2004 — UCLA
 2005 — UCLA
 2006 — California
 2007 — California
 2008 — UCLA
 2009 — UCLA
 2010 — California
 2011 — UCLA
 2012 — UCLA
 2013 — Washington
 2014 — Stanford
 2015 — Stanford
 2016 — Stanford
 2017 — Stanford

SWIMMING
 1928 — USC
 1929 — Stanford
 1930 — Stanford
 1931 — Stanford
 1932 — Stanford
 1933 — Stanford
 1934 — Washington
 1935 — USC (So.)
 Oregon (No.)
 1936 — USC (So.)
 Oregon (No.)
 1937 — Stanford (So.)
 Oregon (No.)
 1938 — Stanford (So.)
 Oregon State (No.)
 1939 — USC (So.)
 Washington (No.)
 1940 — USC (So.)
 Washington (No.)
 1941 — California (So.)
 Washington (No.)
 1942 — USC (So.)
 Oregon (No.)
 1943 — Washington
 1946 — Stanford (So.)
 Washington (No.)
 1947 — Stanford (So.)
 Washington (No.)
 1948 — Stanford (So.)
 Washington (No.)
 1949 — USC (So.)
 Washington (No.)
 1950 — Stanford (So.)

Washington State (No.)
 1951 — Stanford (So.)
 Washington (No.)
 1952 — Stanford (So.)
 Washington (No.)
 1953 — Stanford (So.)
 Washington (No.)
 1954 — Stanford (So.)
 Washington (No.)
 1955 — Stanford (So.)
 Washington (No.)
 1956 — Stanford (So.)
 Washington (No.)
 1957 — Stanford (So.)
 Oregon State (No.)
 1958 — Stanford (So.)
 Washington (No.)
 1959 — Stanford (So.)
 Washington (No.)
 1961 — USC
 1962 — USC
 1963 — USC
 1964 — USC
 1965 — USC
 1966 — USC
 1967 — USC
 1968 — USC
 1969 — USC
 1970 — UCLA
 1971 — UCLA
 1972 — USC
 1973 — USC
 1974 — USC
 1975 — USC
 1976 — USC (So.)
 Washington (No.)
 1977 — USC (So.)
 Washington (No.)
 1978 — USC (So.)
 Washington (No.)
 1979 — USC
 1980 — California
 1981 — California
 1982 — Stanford
 1983 — Stanford
 1984 — Stanford
 1985 — Stanford
 1986 — Stanford
 1987 — Stanford
 1988 — Stanford
 1989 — Stanford
 1990 — Stanford
 1991 — Stanford
 1992 — Stanford
 1993 — Stanford
 1994 — Stanford
 1995 — Stanford
 1996 — Stanford
 1997 — Stanford
 1998 — Stanford
 1999 — Stanford
 2000 — Stanford
 2001 — Stanford
 2002 — Stanford
 2003 — Stanford
 2004 — Stanford
 2005 — Stanford
 2006 — Stanford
 2007 — Stanford
 2008 — Stanford
 2009 — Stanford
 2010 — Stanford
 2011 — Stanford
 2012 — Stanford
 2013 — California

ALL-TIME PAC-12 CHAMPIONSHIPS BY SPORT » MEN'S SPORTS

2014 — California
 2015 — USC
 2016 — Stanford
 2017 — Stanford
 2018 — California

TENNIS

1928 — Stanford
 1929 — Stanford
 1930 — California
 1931 — Stanford
 1932 — UCLA
 1933 — California
 Stanford
 1934 — USC
 1935 — Stanford
 1936 — USC
 1937 — California
 1938 — USC (So.)
 Washington (No.)
 1939 — California (So.)
 Washington (No.)
 1940 — USC (So.)
 Washington (No.)
 1941 — USC (So.)
 Washington (No.)
 1942 — Stanford (So.)
 Washington (No.)
 1943 — USC (So.)
 Washington (No.)
 1944 — USC
 1945 — UCLA
 1946 — USC (So.)
 Washington (No.)
 1947 — UCLA (So.)
 USC (So.)
 Washington (No.)
 1948 — UCLA (So.)
 USC (So.)
 Washington (No.)
 1949 — UCLA (So.)
 USC (So.)
 Washington (No.)
 1950 — USC (So.)
 Washington (No.)
 1951 — UCLA (So.)
 Washington (No.)
 1952 — California (So.)
 UCLA (So.)
 Washington (No.)
 1953 — California (So.)
 Washington (No.)
 1954 — UCLA (So.)
 Washington (No.)
 1955 — USC (So.)
 Washington (No.)
 1956 — UCLA (So.)
 Washington (No.)
 1957 — UCLA (So.)
 USC (So.)
 Washington (No.)
 1958 — UCLA
 1959 — UCLA
 1960 — UCLA
 1961 — UCLA
 1962 — USC
 1963 — USC
 1964 — USC
 1965 — UCLA
 1966 — USC
 1967 — USC
 1968 — USC
 1969 — UCLA
 1970 — UCLA
 1971 — UCLA

1972 — Stanford
 1973 — UCLA
 1974 — Stanford
 1975 — UCLA
 1976 — UCLA (So.)
 Washington (No.)
 1977 — UCLA (So.)
 Washington (No.)
 1978 — Stanford (So.)
 Washington (No.)
 1979 — Stanford (So.)
 Washington (No.)
 1980 — Stanford (So.)
 USC (So.)
 Washington (No.)
 1981 — UCLA (So.)
 Washington (No.)
 1982 — UCLA (So.)
 Washington (No.)
 1983 — Stanford (So.)
 Washington (No.)
 1984 — USC (So.)
 Washington (No.)
 1985 — UCLA (So.)
 Washington (No.)
 1986 — UCLA (So.)
 Washington (No.)
 1987 — USC (So.)
 Washington (No.)
 1988 — Stanford (So.)
 Washington (No.)
 1989 — UCLA (So.)
 Washington (No.)
 1990 — UCLA (So.)
 Washington (No.)
 1991 — USC (So.)
 Washington (No.)
 1992 — USC (So.)
 Washington (No.)
 1993 — USC (So.)
 Washington (No.)
 1994 — USC (So.)
 Washington (No.)
 1995 — Stanford (So.)
 Washington (No.)
 1996 — UCLA (So.)
 Washington (No.)
 1997 — Stanford (So.)
 Washington (No.)
 1998 — Stanford
 1999 — Stanford
 UCLA
 2000 — Stanford
 2001 — Stanford
 2002 — UCLA
 2003 — Stanford
 2004 — UCLA
 USC
 2005 — UCLA
 Washington
 2006 — Stanford
 UCLA
 2007 — UCLA
 2008 — USC
 2009 — UCLA
 2010 — Stanford
 USC
 2011 — USC
 2012 — USC
 2013 — UCLA
 2014 — USC
 2015 — Stanford
 USC
 2016 — Stanford
 2017 — UCLA

2018 — UCLA

TRACK & FIELD

1919 — California
 1920 — California
 1921 — Washington
 1922 — Washington
 1923 — California
 1924 — Oregon
 1925 — Stanford
 1926 — Stanford
 1927 — Stanford
 1928 — Washington
 1929 — USC
 1930 — USC (So.)
 Washington (No.)
 1931 — USC (So.)
 Washington (No.)
 1932 — USC (So.)
 Washington (No.)
 1933 — Washington State
 1934 — Oregon
 1935 — USC (So.)
 Washington (No.)
 1936 — USC
 1937 — USC
 1938 — USC
 1939 — USC
 1940 — USC
 1941 — USC
 1942 — USC
 1943 — Washington
 1944 — USC
 1945 — USC
 1946 — Oregon State
 1947 — Washington
 1948 — USC
 1949 — USC
 1950 — USC
 1951 — USC
 1952 — USC
 1953 — USC
 1954 — USC
 1955 — USC
 1956 — UCLA
 1957 — USC
 1958 — USC
 1959 — USC
 1960 — USC
 1961 — USC
 1962 — USC
 1963 — USC
 1964 — USC
 1965 — Oregon
 1966 — UCLA
 1967 — Oregon
 1968 — USC
 1969 — UCLA
 1970 — UCLA
 1971 — UCLA
 1972 — USC
 1973 — UCLA
 1974 — USC
 1975 — USC
 1976 — USC
 1977 — USC
 1978 — USC
 1979 — Oregon
 1980 — UCLA
 1981 — Arizona State
 1982 — UCLA
 1983 — Washington State
 1984 — Washington State
 1985 — Washington State
 1986 — Oregon

1987 — UCLA
 1988 — UCLA
 1989 — UCLA
 1990 — Oregon
 1991 — Washington State
 1992 — UCLA
 1993 — UCLA
 1994 — UCLA
 1995 — UCLA
 1996 — UCLA
 1997 — USC
 1998 — UCLA
 1999 — USC
 2000 — USC
 2001 — Stanford
 2002 — Stanford
 2003 — Oregon
 2004 — UCLA
 2005 — Oregon
 2006 — USC
 2007 — Oregon
 2008 — Oregon
 2009 — Oregon
 2010 — Oregon
 2011 — Oregon
 2012 — Oregon
 2013 — Oregon
 2014 — Oregon
 2015 — Oregon
 2016 — Oregon
 2017 — Oregon
 2018 — Oregon

WATER POLO

1960 — California
 1961 — California
 USC
 1962 — USC
 1963 — USC
 1964 — USC
 UCLA
 Stanford
 1965 — UCLA
 1966 — UCLA
 1967 — UCLA
 1968 — UCLA
 1969 — UCLA
 1970 — UCLA
 1971 — UCLA
 1972 — UCLA
 1973 — California
 1974 — UCLA
 1975 — California
 UCLA
 Stanford
 1976 — Stanford
 1977 — Stanford
 1978 — Stanford
 1979 — California
 1980 — Stanford
 California
 1981 — Stanford
 1982 — Stanford
 1983 — California
 1984 — Stanford
 1985 — Stanford
 1986 — Stanford
 1987 — California
 1988 — California
 1989 — California
 1990 — California
 1991 — California
 1992 — California

WRESTLING

1963 — Washington State
 1964 — UCLA
 1965 — Oregon State
 1966 — Oregon State
 1967 — Oregon State
 1968 — Oregon State
 1969 — Oregon State
 1970 — Oregon State
 1971 — Washington
 1972 — Washington
 Oregon State
 1973 — Oregon State
 1974 — Washington
 1975 — Oregon
 1976 — Oregon State
 1977 — Oregon State
 1978 — Oregon State
 1979 — Oregon State
 1980 — Arizona State
 1981 — Oregon
 1982 — Oregon
 1983 — Oregon State
 1984 — Oregon State
 1985 — Arizona State
 1986 — Arizona State
 1987 — Arizona State
 1988 — Arizona State
 1989 — Arizona State
 1990 — Arizona State
 1991 — Arizona State
 1992 — Oregon State
 1993 — Arizona State
 1994 — Oregon State
 1995 — Arizona State
 1996 — Cal State Bakersfield
 1997 — Arizona State
 1998 — Arizona State
 1999 — Boise State
 2000 — Boise State
 2001 — Arizona State
 2002 — Boise State
 2003 — Arizona State
 2004 — Boise State
 2005 — Arizona State
 2006 — Arizona State
 2007 — Oregon State
 2008 — Boise State
 2009 — Boise State
 2010 — Oregon State
 2011 — Boise State
 2012 — Oregon State
 2013 — Oregon State
 2014 — Oregon State
 2015 — Oregon State
 2016 — Oregon State
 2017 — Arizona State
 2018 — Arizona State

ALL-TIME PAC-12 CHAMPIONSHIPS BY SPORT » WOMEN'S SPORTS

BASKETBALL

1986-87 — USC
 1987-88 — Washington
 1988-89 — Stanford
 1989-90 — Stanford
 Washington
 1990-91 — Stanford
 1991-92 — Stanford
 1992-93 — Stanford
 1993-94 — USC
 1994-95 — Stanford
 1995-96 — Stanford
 1996-97 — Stanford
 1997-98 — Stanford
 1998-99 — UCLA
 Oregon
 1999-00 — Oregon
 2000-01 — Arizona State
 Stanford
 Washington
 2001-02 — Stanford
 2002-03 — Stanford
 2003-04 — Arizona
 Stanford
 2004-05 — Stanford
 2005-06 — Stanford
 2006-07 — Stanford
 2007-08 — Stanford
 2008-09 — Stanford
 2009-10 — Stanford
 2010-11 — Stanford
 2011-12 — Stanford
 2012-13 — California
 Stanford
 2013-14 — Stanford
 2014-15 — Oregon State
 2014-15 — Arizona State
 Oregon State
 2015-16 — Oregon State
 2016-17 — Oregon

BEACH VOLLEYBALL

2016 — USC
 2017 — USC
 2018 — UCLA

CROSS COUNTRY

1986 — Oregon
 1987 — Oregon
 1988 — Oregon
 1989 — Washington
 1990 — Oregon
 1991 — Oregon
 1992 — Oregon
 1993 — Stanford
 1994 — Stanford
 1995 — Oregon
 1996 — Stanford
 1997 — Stanford
 1998 — Stanford
 1999 — Stanford
 2000 — Stanford
 2001 — Stanford
 2002 — Stanford
 2003 — Stanford
 2004 — Stanford
 2005 — Stanford
 2006 — Stanford
 2007 — Stanford
 2008 — Washington
 2009 — Washington
 2010 — Stanford
 2011 — Colorado
 2012 — Oregon

2013 — Arizona
 2014 — Oregon
 2015 — Colorado
 2016 — Colorado
 2017 — Colorado

GOLF

1987 — Arizona State
 1988 — Arizona State
 1989 — USC
 1990 — UCLA
 1991 — UCLA
 1992 — Arizona
 1993 — Arizona State
 1994 — Arizona State
 1995 — Arizona State
 1996 — Arizona State
 1997 — Arizona
 1998 — Arizona
 1999 — Stanford
 2000 — Arizona
 2001 — Arizona
 2002 — Arizona
 2003 — California
 2004 — UCLA
 2005 — UCLA
 2006 — UCLA
 2007 — Arizona State
 2008 — USC
 2009 — Arizona State
 2010 — Arizona
 2011 — USC
 2012 — California
 2013 — USC
 2014 — Stanford
 2015 — Arizona
 2016 — USC
 2017 — UCLA
 2018 — UCLA

GYMNASTICS

1987 — UCLA
 1988 — UCLA
 1989 — UCLA
 1990 — UCLA
 1991 — Oregon State
 1992 — Oregon State
 1993 — UCLA
 1994 — Oregon State
 1995 — UCLA
 1996 — Oregon State
 1997 — UCLA
 1998 — Stanford
 1999 — UCLA
 2000 — UCLA
 2001 — Stanford
 2002 — UCLA
 2003 — UCLA
 2004 — Stanford
 2005 — UCLA
 2006 — Stanford
 2007 — UCLA
 2008 — Stanford
 2009 — UCLA
 2010 — UCLA
 2011 — Oregon State
 2012 — UCLA
 2013 — Oregon State
 2014 — Utah
 2015 — Utah
 2016 — UCLA
 2017 — Utah
 2018 — UC:A

ROWING

1987 — Washington
 1988 — Washington
 1989 — Washington
 1990 — UCLA
 1991 — UCLA
 1992 — Washington
 1993 — Washington
 1994 — California
 1995 — Washington
 1996 — Washington
 1997 — Washington
 1998 — Washington
 1999 — Washington
 2000 — Washington
 2001 — Washington
 2002 — Washington
 2003 — Washington
 2004 — California
 2005 — California
 2006 — California
 2007 — USC
 2008 — California
 2009 — California
 2010 — California
 2011 — California
 2012 — California
 2013 — California
 2014 — Stanford
 2015 — California
 2016 — California
 2017 — Washington

SOCCER

1993 — Stanford
 1994 — None
 1995 — Stanford
 1996 — Stanford
 1997 — UCLA
 1998 — UCLA
 USC
 California
 1999 — Stanford
 2000 — Washington
 2001 — UCLA
 2002 — Stanford
 2003 — UCLA
 2004 — UCLA
 2005 — UCLA
 2006 — UCLA
 2007 — UCLA
 2008 — UCLA
 2009 — Stanford
 2010 — Stanford
 2011 — Stanford
 2012 — Stanford
 2013 — UCLA
 2014 — UCLA
 2015 — Stanford
 2016 — Stanford
 2017 — Stanford
 2018 — Stanford

SOFTBALL

1987 — California
 1988 — UCLA
 1989 — UCLA
 1990 — UCLA
 1991 — UCLA
 1992 — Arizona
 1993 — UCLA
 1994 — Arizona
 1995 — Arizona
 1996 — Washington
 1997 — Arizona
 1998 — Arizona
 1999 — UCLA
 2000 — Washington
 2001 — Arizona
 2002 — UCLA
 2003 — Arizona
 2004 — Arizona
 2005 — Arizona
 California
 Oregon State
 Stanford
 2006 — UCLA
 2007 — Arizona
 2008 — Arizona State
 2009 — UCLA
 2010 — Washington
 2011 — Arizona State
 2012 — California
 2013 — Oregon
 2014 — Oregon
 2015 — Oregon
 2016 — Oregon
 2017 — Arizona
 2018 — Oregon

SWIMMING

1987 — Stanford
 1988 — Stanford
 1989 — Stanford
 1990 — Stanford
 1991 — Stanford
 1992 — Stanford
 1993 — Stanford
 1994 — Stanford
 1995 — Stanford
 1996 — Stanford
 1997 — Stanford
 1998 — Stanford
 1999 — Stanford
 2000 — Arizona
 2001 — UCLA
 2002 — Stanford
 2003 — UCLA
 2004 — Stanford
 2005 — Stanford
 2006 — Arizona
 2007 — Arizona
 2008 — Arizona
 2009 — California
 2010 — Stanford
 2011 — Stanford
 2012 — California
 2013 — Stanford
 2014 — California
 2015 — California
 2016 — USC
 2017 — Stanford
 2018 — Stanford

TENNIS

1987 — California (So.)
 Washington (No.)
 1988 — Stanford (So.)
 Washington (No.)
 1989 — Stanford (So.)
 Washington (No.)
 1990 — Stanford (So.)
 Washington (No.)
 1991 — Stanford (So.)
 Washington (No.)
 1992 — Stanford (So.)
 Washington (No.)
 1993 — Stanford (So.)
 Washington (No.)
 1994 — Stanford (So.)
 Washington (No.)
 1995 — Stanford (So.)
 Washington State (No.)
 1996 — Stanford (So.)
 Washington State (No.)
 1997 — Stanford (So.)
 Washington (No.)
 1998 — Stanford
 1999 — Stanford
 2000 — Stanford
 2001 — Stanford
 2002 — Stanford
 2003 — Stanford
 2004 — Stanford
 2005 — Stanford
 2006 — Stanford
 2007 — Stanford
 2008 — Stanford
 UCLA
 2009 — USC
 2010 — Stanford
 2011 — Stanford
 2012 — Stanford
 USC
 2013 — USC
 2014 — California
 2015 — USC
 2016 — UCLA
 2017 — Stanford
 2018 — Stanford

TRACK & FIELD

1987 — UCLA
 1988 — UCLA
 1989 — UCLA
 1990 — UCLA
 1991 — Oregon
 1992 — Oregon
 1993 — UCLA
 1994 — UCLA
 1995 — UCLA
 1996 — USC
 1997 — UCLA
 1998 — UCLA
 1999 — UCLA
 2000 — UCLA
 2001 — UCLA
 2002 — UCLA
 2003 — UCLA
 2004 — UCLA
 2005 — Stanford
 2006 — Arizona State
 2007 — Arizona State
 2008 — Arizona State
 2009 — Oregon
 2010 — Oregon
 2011 — Oregon
 2012 — Oregon

ALL-TIME PAC-12 CHAMPIONSHIPS BY SPORT » WOMEN'S SPORTS


2013 — Oregon
 2014 — Oregon
 2015 — Oregon
 2016 — Oregon
 2017 — Oregon
 2018 — USC

VOLLEYBALL

1986 — UCLA
 1987 — Stanford
 1988 — UCLA
 1989 — UCLA
 1990 — UCLA
 1991 — Stanford
 1992 — UCLA
 1993 — UCLA
 1994 — Stanford
 1995 — Stanford
 1996 — Stanford
 1997 — Stanford
 1998 — Stanford
 1999 — Stanford
 UCLA
 2000 — Arizona
 USC
 2001 — Stanford
 2002 — USC
 2003 — USC
 2004 — Washington
 2005 — Washington
 2006 — Stanford
 2007 — Stanford
 2008 — Stanford
 2009 — Stanford
 2010 — California
 Stanford
 2011 — USC
 2012 — Stanford
 2013 — Washington
 2014 — Stanford
 2015 — USC
 Washington
 2016 — Washington
 2017 — Stanford



**DOWNLOAD
TO WATCH
PAC-12
BASKETBALL**



NETWORKS