

17-
18



*2017-2018 MEN'S
BASKETBALL MEDIA GUIDE*

A close-up photograph of a basketball player's hand reaching up towards a basketball hoop. The player's hand is positioned near the rim, with fingers spread. A basketball is suspended in the air just above the hoop. The background is dark and out of focus, showing the crowd in a gymnasium. The overall mood is energetic and focused.

**THRILL.
RALLY.
PLAY.**



NETWORKS

WHERE CHAMPIONS PLAY



Pac-12.com

WELCOME!



LARRY SCOTT
PAC-12 COMMISSIONER

Thank you for taking the time to learn more about the Pac-12 Conference. This past school year was the first of the Pac-12's second century, and the student-athletes and coaches of our 12 universities made it clear that they intend for this century to be as illustrious as our first, winning a total of 13 NCAA Championships in 2016-17 and pushing the Pac-12 over the 500-mark in all-time NCAA team championships. As we move forward, the Pac-12 intends to continue to serve as a catalyst for our universities' brands' growth and exposure, for progress and forward thinking in college sports, and for sustained academic and athletic excellence across our campuses.

That balance of athletic and academic achievement has come to define the Pac-12 as the "Conference of Champions ®." Home to thousands of talented student-athletes and 12 storied institutions of higher education, the Pac-12 has won far more NCAA Championships than any other conference while asserting dominance in Olympic sports on the international stage. As we celebrate our tradition of success across all sports, as well as off the field, we also strive to modernize college athletics and ensure that it will continue to benefit all student-athletes, present and future.

The most vital role of the conference is to make sure that its student-athletes have every possible opportunity to excel in their sport and otherwise. To that end, we are funding millions of dollars in research to improve student-athlete health and well being, we have added student-athletes to the conference's formal governance structure, and we've rewritten the rules around student-athlete time demands to ensure that student-athletes have the time necessary to pursue all of their academic and extracurricular interests. The universities of the Pac-12 are centers of excellence, fueled by a perpetual pursuit of research and discovery, and we as a conference seek to harness that pioneering spirit for the benefit of student-athletes everywhere.

Our vision remains rooted in the West Coast, but our appetite for innovation has pushed us outside traditional geographic boundaries. Reflecting our universities' global reach, the Pac-12 remains uniquely committed to a global vision of college sports. We're exporting our unique combination of elite higher education and best-in-class athletics around the world, while giving student-athletes the opportunity to enjoy new cultural experiences and important career development.

The Pac-12 is also proud to continue providing our student-athletes with unprecedented exposure on Pac-12 Networks. In addition to telling the moving stories of our student-athletes and coaches, Pac-12 Networks pushes the limit of what a wholly-owned media company can do for our universities. From televising 850 live events, to engaging fans on innovative digital platforms, to providing athletic departments with sales, sponsorship, and analytics support, Pac-12 Networks provides our universities with incredible resources and flexibility in a new era of college athletics.

As you can see, there are many exciting things happening on and off the field here in the Pac-12. Over the 101-year history of the conference, our universities have proven time and time again that they are uniquely committed to both championship-level athletic success and world-class educational opportunities. The 2017-18 academic year promises to once again produce magical moments on and off the field, captivate fans with championship performances, and develop young people ready to take on the world. I hope you enjoy every minute of it.

Sincerely,

A handwritten signature in blue ink, appearing to read "Larry Scott". The signature is fluid and cursive, written over a light blue grid background.

Commissioner Larry Scott



ARIZONA

McKale Center
 1 National Championship Drive
 Tucson, AZ 85721
 www.arizonawildcats.com Twitter: @APlayersProgram
 Head Coach: Sean Miller..... Office: (520) 621-2430
 Basketball SID: Matt Ensor..... email: mensor@email.arizona.edu
 Office/Cell:(520) 621-0916/(541) 513-6627
 Press Row:.....(520) 621-4334

ARIZONA STATE

Carson Student-Athlete Center
 500 East Veteran's Way
 Tempe, AZ 85287
 www.thesundevils.com Twitter: @SunDevilHoops
 Head Coach: Bobby Hurley..... Office: (480) 965-3261
 Basketball SID: Doug Tammaro..... email: tammaro@asu.edu
 Office/Cell:(480) 965-5799/(480) 734-7795
 Press Row:.....(480) 965-7274/4778

CALIFORNIA

349 Haas Pavilion
 Berkeley, CA 94720
 www.calbears.com Twitter: @CalMensBBall
 Head Coach: Wyking Jones..... Office: (510) 642-0361
 Basketball SID: Mara Rudolph..... email: marar@berkeley.edu
 Office/Cell:(510) 643-5846/(510) 384-6574
 Press Row:.....(510) 642-3098

COLORADO

378 UCB
 Boulder, CO 80309
 www.cubuffs.com Twitter: @CUBuffsMBB
 Head Coach: Tad Boyle..... Office: (303) 492-6877
 Basketball SID: Troy Andre..... email: troy.andre@colorado.edu
 Office/Cell:(303) 492-4672/(303) 903-3654
 Press Row:.....(303) 492-1552

OREGON

2727 Leo Harris Parkway
 Eugene, OR 97401
 www.goducks.com Twitter: @OregonMBB
 Head Coach: Dana Altman..... Office: (541) 346-4346
 Basketball SID: Greg Walker..... email: gswalker@uoregon.edu
 Office/Cell:(541) 346-2252/(541) 954-8775
 Press Row:.....(541) 346-4497

OREGON STATE

209 Gill Coliseum
 Corvallis, OR 97331
 www.osubeavers.com Twitter: @BeaverMBB
 Head Coach: Wayne Tinkle..... Office: (541) 737-2076
 Basketball SID: Shawn Schoeffler..... email: shawn.schoeffler@oregonstate.edu
 Office/Cell:(541) 737-8898/(541) 231-1430
 Press Row:.....(541) 737-3020

STANFORD

Arrillaga Family Sports Center
 Stanford, CA 94305
 www.gostanford.com Twitter: @StanfordMBB
 Head Coach: Jerod Haase..... Office: (650) 723-0562
 Basketball SID: Doug Drabik..... email: ddrabik@stanford.edu
 Office/Cell:(650) 683-5528
 Press Row:.....(650) 200-9513

UCLA

Morgan Center
 325 Westwood Plaza
 Los Angeles, CA 90024
 www.uclabruins.com Twitter: @UCLAMBB
 Head Coach: Steve Alford..... Office: (310) 206-6276
 Basketball SID: Alex Timiraos..... email: atimiraos@athletics.ucla.edu
 Office/Cell:(310) 206-0524/(310) 847-9231
 Press Row:.....(310) 825-1899

USC

Heritage Hall 103
 Los Angeles, CA 90089-0602
 www.usctrojans.com Twitter: @usc_hoops
 Head Coach: Andy Enfield..... Office: (213) 740-3815
 Basketball SID: David Tuttle..... email: davidtut@usc.edu
 Office/Cell:(213) 740-3806/(213) 725-3102
 Press Row:.....(213) 740-3900

UTAH

1825 E. South Campus Drive
 Salt Lake City, UT 84112
 www.utahutes.com Twitter: @UtahMBB
 Head Coach: Larry Krystkowiak..... Office: (801) 581-5451
 Basketball SID: Dameon Myres..... email: dmyres@huntsman.utah.edu
 Office/Cell:(801) 587-7298/(801) 201-4834
 Press Row:.....(801) 581-6657

WASHINGTON

202 Graves Building
 Seattle, WA 98195
 www.gohuskies.com Twitter: @UW_MBB
 Head Coach: Mike Hopkins..... Office: (206) 543-2210
 Basketball SID: Ashley Walker..... email: awalker1@uw.edu
 Office/Cell:(206) 240-3899
 Press Row:.....(206) 543-2230

WASHINGTON STATE

Bohler Athletic Complex, Room 195
 Pullman, WA 99164-1610
 www.wsucougars.com Twitter: @WSUMensHoops
 Head Coach: Ernie Kent..... Office: (509) 335-0240
 Basketball SID: Jessica Holmes..... email: jessica.holmes@wsu.edu
 Office/Cell:(509) 335-0255/(509) 781-0550
 Press Row:.....(509) 335-4940

PAC-12 CONFERENCE

360 3rd Street, 3rd Floor, San Francisco, CA 94107
 Phone/Fax:(415) 580-4200/(415) 549-2829
 Website:..... www.pac-12.com

Communications Department

Danette Leighton, Chief Marketing Officer..... dleighton@pac-12.org
 Dave Hirsch, Vice President, Communications..... dhirsch@pac-12.org
 Andrew Walker, Vice President, Public Affairs..... awalker@pac-12.org
 Natalia Ciccone, Assistant Commissioner, Communications..... nciccone@pac-12.org
 Jesse Hooker, Director, Communications (men's basketball contact)..... jhooker@pac-12.org/Cell: (607) 329-3925
 TBA, Specialist, Public Affairs..... TBA
 Molly Babcock, Communications Fellow..... mbabcock@pac-12.org
 Heather Ward, Communications Fellow (men's basketball asst.)..... hward@pac-12.org
 Wendy Heredia, Marketing & Communications Senior Administrative Assistant..... wheredia@pac-12.org

PAC-12 CONFERENCE

360 3rd Street, 3rd Floor
 San Francisco, CA 94107
 Office: (415) 580-4200
www.pac-12.com // @pac12

Commissioner: Lawrence G. Scott
Deputy Commissioner/Chief Operating Officer: Jamie Zaninovich
General Counsel, Senior Vice President of Business Affairs: Woodie Dixon
Chief Marketing Officer: Danette Leighton
Chief Financial Officer: Laura Hazlett
Chief of Staff: Erik Hardenbergh
Senior Associate Commissioner/Senior Woman Administrator: Gloria Nevarez
Associate Commissioner, Governance & Enforcement: Ron Barker
Associate Commissioner, Sports Management: Chris Dawson
Associate Commissioner, Sports Management and Championships: Chris Grant
Associate Commissioner, Television: Duane Lindberg
Associate Commissioner, Compliance: Erik Price
Associate Commissioner, Governance & Enforcement: Tammy Newman
Vice President, Officiating: David Coleman
Vice President, Communications: David Hirsch
Vice President, Operations: Will Hunter
Vice President, Human Resources: Anna Roberts
Vice President, Marketing: Heather Vaughan
Vice President, Public Affairs: Andrew Walker
Assistant Commissioner, Communications: Natalia Ciccone
Assistant Commissioner, Compliance: Chris Merino
Assistant Commissioner, Sports Management and Championships: Cheryl Wong
Director, Communications: Jesse Hooker
Director, Business Operations: Taylor Lien
Director, Marketing: Noveen Moinpour
Director, Video Operations: Mike Ortiz
Controller: Shannon Ward
Senior Manager, Ticket Sales: Tyler Jahnke
Senior Manager, International: Carrie Xu
Executive Assistant to the Commissioner: In Ja Halcomb
Manager, Operations: Dave Lucero
Graphic Designer: Theo Mendoza
Assistant Director, Business & Finance: Lina Diaz
Assistant Director, Sports Management and Championships: Sean Harris
Specialist, Public Affairs: TBA
Coordinator, Officiating & Sports Management: Jamie Alfieri
Coordinator, Video Operations: Michael Brady
Administrative Fellow: TBA
Communications Fellows: Molly Babcock, Heather Ward
Senior Administrative Assistant: Wendy Heredia
Administrative Assistants: Meghan Cesnik, Kina Tua

MEN'S BASKETBALL ADMINISTRATION

Senior Associate Commissioner/Senior Woman Administrator/Men's Basketball: Gloria Nevarez
Coordinator of Men's Basketball Officiating: Bobby Dibler
Pac-12 Men's Basketball Tournament - Game Operations: Will Hunter
Pac-12 Men's Basketball Tournament - Media Operations: David Hirsch

COMMUNICATIONS STAFF

Vice President, Communications: David Hirsch dhirsch@pac-12.org
Assistant Commissioner, Communications: Natalia Ciccone nciccone@pac-12.org
Director, Communications (Men's Basketball Contact): Jesse Hooker jhooker@pac-12.org
Senior Administrative Assistant, Communications: Wendy Heredia wheredia@pac-12.org
Communications Fellow: Molly Babcock mbabcock@pac-12.org
Communications Fellow: Heather Ward (Men's Basketball Asst.) hward@pac-12.org

CREDITS: The 2017-18 Pac-12 Conference Men's Basketball Media Guide has been produced by the Pac-12 Communications Department. Written by Dave Hirsch, Jesse Hooker and Heather Ward. Layout by Natalia Ciccone. Contributions from SID offices of Pac-12 institutions. Prepared entirely in-house with desktop publishing applications. Photos provided by Pac-12 institutions (contact institution for credit). This guide is available online at www.pac-12.com.

TABLE OF CONTENTS

PAC-12 CONFERENCE
 Conference of Champions4-5

THE 2017-2018 SEASON
 Pac-12 Notebook7-10
 Pac-12 Composite Schedule 11-13
 2018 NCAA Schedule 13
 Pac-12 Basketball..... 14
 Team Previews.....15-39
 2018 NCAA Tournament Bracket 40

2016-2017 IN REVIEW
 Standings/Notes/Honors42-43
 Pac-12 Tournament Results44-45
 Overall/Conference Statistics46-53
 Postseason Results54

2018 PAC-12 TOURNAMENT
 Notes/Bracket.....55-57
 History/Records/Hall of Honor57-68

PAC-12 HISTORY & RECORDS
 Yearly Standings.....69-78
 Team vs. Team Results.....79-93
 Final National Polls94-95
 Team vs. Team in Rankings.....96-97
 NCAA/NIT/CBI History.....98-108
 Yearly Team Leaders110-113
 Yearly Individual Leaders.....114-117
 Team/Individual Records.....118-119
 Career Leaders.....120-122
 Season/Game Bests123-125
 Coaching Records.....126-127
 Conference Honors128-140
 National Honors.....141-142
 NBA Draft History143-144
 Pac-12 Conference Staff146-150
 Pac-12 and NCAA Championships...151-158
 Notes.....159



T-Mobile Arena - site of the Pac-12 Tournament

BUILT ON A FIRM FOUNDATION of academic excellence and superior athletic performance, the Pac-12 Conference renewed its undisputed claim as the Conference of Champions® in 2016-17, becoming the first conference to win 500 NCAA Championships. Beyond the court's and fields, the Pac-12's accomplishments extend into the classrooms across 12 campuses, and outside its traditional geographical footprint into new corners around the world.

En route to becoming the first conference to win 500 NCAA Championships, the Pac-12 led the nation in 2016-17 with 13 NCAA crowns. This haul adds to the an incredible 158 NCAA team titles since 1999-2000 and 300 since 1981-82, the start of women's sports sponsorship, an average of over nine per year. Even more impressive has been the breadth of the Pac-12's success with championships coming in 29 different men's and women's sports. The Pac-12 has led or tied the nation in NCAA Championships in 51 of the last 57 years, the only exceptions being in 1980-81, 1988-89, 1990-91 and 1995-96 when the Conference finished second, and only twice finished third in 1998-99 and 2004-05.

For the 12th-consecutive year, the Pac-12 had the most or tied for the most NCAA titles of any conference in the country, winning at least six every year since 2000-01. No other conference has won double-digit NCAA crowns in a single year, the Pac-12 doing so nine times, including a record 14 in 1996-97.

Spanning over a century of outstanding athletics achievements, The Pac-12 has claimed 501 NCAA Championships (297 men's, 174 women's, 30 combined), nearly 200 more than the next league. It was also the first to win 400 championships then surpassed 450 when Colorado and Utah joined the league in 2010-11.

Pac-12 members have won 297 NCAA team championships on the men's side, 74 more than the next-closest conference. Men's NCAA crowns have come at a phenomenal rate for the Pac-12 - 16 basketball titles by six schools, 54 tennis titles, 47 outdoor track & field crowns, and 28 baseball titles. Pac-12 members have won 25 of 47 NCAA titles in volleyball, 43 of 48 in water polo, 30 in skiing, and 24 in swimming & diving national championships.

Individually, the Conference has produced an impressive number of NCAA individual champions. Over 2,000 (2,292) individual crowns have been won by Pac-12 student-athletes over the years with 1,358 by male student-athletes. Student-athletes have also captured 185 individual titles at combined championships (ie., skiing and fencing).

On the women's side, the story is much the same. Since the NCAA began conducting women's championships 36 years ago, Pac-12 members have claimed at least four national titles in a single season on 26 occasions, including a current streak of 17-consecutive years, dating back to 2000. Overall, the Pac-12 has captured 174 NCAA women's titles, easily outdistancing the SEC, which is second with 100. Pac-12 members have dominated a number of sports, winning 23 softball titles, 23 tennis crowns, 15 volleyball titles, 18 of the last 28 trophies in golf, and 15 in swimming & diving.

Pac-12 women student-athletes shine nationally on an individual basis, as well, having captured an unmatched 749 NCAA individual crowns, an average of over 20 championships per season, including 30 in 2016-17.

The Pac-12's excellence is further proven in the annual Division I Learfield Sports Directors' Cup competition, the prestigious award that honors the best overall collegiate athletics programs in the country. STANFORD won an unprecedented 23rd-consecutive Directors' Cup in 2016-17 to lead the Conference. Five Pac-12 member institutions ranked among the top-15 Division I programs, and a remarkable six institutions were in the top 20: No. 1 STANFORD, No. 3 USC, No. 8 OREGON, No. 9 UCLA, No. 12 CALIFORNIA and No. 20 WASHINGTON. At least five member institutions have been ranked in the top 20 in all but one year of the Director's Cup program, with seven appearing in the top 20 on five different occasions (1998, 2001, 2003, 2005 and 2006).

2016-17 REVIEW

The Conference's 13 NCAA titles came in the form of a record 10 women's crowns, two men's and one combined (skiing - UTAH). Seven members claimed at least one NCAA title and, of the six institutions in the country to have won multiples titles, three were from the Pac-12.

STANFORD was one of just two schools in the nation to claim four championships. The Cardinal extended its streak of winning an NCAA title to 41 years, holding up the national championship trophy in men's soccer, women's swimming and diving, women's water polo, and women's volleyball. The OREGON women made history completing the first-ever "Triple Crown," winning women's national titles in cross country and both indoor and outdoor track and field. USC also took home a pair of championships winning women's soccer and its second-straight beach volleyball title.

ARIZONA STATE won a record eighth NCAA women's golf title, CALIFORNIA won its 14th men's water polo national championship, defeating the Trojans in overtime, while UTAH won its first skiing crown since 2003, and WASHINGTON also made history en route to claiming its fourth NCAA title in women's rowing, the first program in the 21-year history of the NCAA Rowing Championship to sweep all three grand finals.

In addition to the 13 national championships, the Pac-12 also had runners-up in nine NCAA Championship events: men's cross country (STANFORD), men's water polo (USC), skiing (COLORADO), men's swimming and diving (CALIFORNIA), women's swimming and diving (CALIFORNIA), men's golf (OREGON), rowing (CALIFORNIA), women's tennis (STANFORD) and women's water polo (UCLA). Overall, the Conference had 38 teams finish in the top four at 24 NCAA Championship events, including at least three teams in the top four in women's golf, and men's and women's water polo.

Participation in the postseason was a common occurrence for the Pac-12 in 2016-17. Of the 23 sports sponsored by the Conference, 21 witnessed at least half its teams participating in NCAA or other postseason action. The men sent 64 of a possible 100 teams into the postseason (64.0 percent), while the women sent 88 of a possible 126 teams (69.8 percent).

Six Pac-12 football teams earned bowl bids, producing a 3-3 record. Pac-12 Champion WASHINGTON provided the Conference with a College Football Playoff semifinalist for the second time in three years. The Huskies won their first-ever Pac-12 Football Championship Game, defeating South Champion COLORADO, 41-10, at Levi's® Stadium. USC had a dramatic 52-49 victory over Penn State in the Rose Bowl giving the Pac-12 eight of the last 10 Rose Bowl victories in which it was pitted against the Big Ten. UTAH edged Indiana in the Foster Farms Bowl, 26-24. STANFORD got a big defensive stop on North Carolina's attempt at a two-point conversion with 0:25 remaining in the game and pulled out a 25-23 victory in the Hyundai Sun Bowl. After posting the first 10-win season since 2001, Colorado made its first bowl appearance in nine seasons at the Alamo Bowl. WASHINGTON STATE participated in the third-lowest scoring game in Holiday Bowl history but fell, 17-12.

Four Pac-12 men's basketball teams earned postseason bids, including regular-season co-champions ARIZONA and OREGON. Pac-12 teams went 10-4 in the NCAA Tournament, buoyed by the Ducks' run to the NCAA Final Four, their first since 1939. It also marked the fourth-consecutive year a league team has advanced to the Elite Eight, the only conference in the country to accomplish the feat. Joining the Wildcats and the Ducks in the Big Dance were UCLA and USC. CALIFORNIA, COLORADO and UTAH participated in the postseason in the NIT. For the first time in the Conference's 101-season history, three teams had at least 30 wins, and had four 25-win teams for just the second time ever. Three teams finished ranked in the top 10 in the Associated Press and USA Today/ESPN Coaches Poll, the Ducks earning a No. 3 final ranking and the Wildcats a No. 4 rating by the coaches. The Bruins were ninth in that poll.

Pac-12 women's basketball continued to reestablish itself as a premier league in the sport. After sending two teams to the Women's Final Four in 2016 for the first time ever, it set the stage for another record-breaking season which saw a record seven teams earn NCAA Tournament berths and an additional three received WNIT bids. OREGON STATE won its second-consecutive Pac-12 regular-season title, but STANFORD emerged at the end of the season as the tournament champion in KeyArena in Seattle, then made its 13th all-time trip to the NCAA Women's Final Four. Cardinal Naismith Hall of Fame coach Tara VanDerveer cemented herself as one of the greats in NCAA men's and women's history, logging her 1,000th-career win and WASHINGTON's Kelsey Plum shattered the NCAA single-scoring record and was the unanimous national player of the year en route to becoming the all-time women's scoring record in NCAA history. The league had a record 15 NCAA Tournament wins, placing two teams in the Elite Eight for the second-straight year. The Pac-12 was also the best-represented conference in the Sweet Sixteen after a league-record five teams advanced. Four teams appeared in the final Associated Press poll, tying for the most ever for the Conference. Five earned rankings in the USA Today/WBCA poll for the second-straight year with Stanford leading the way at No. 4.

STANFORD won its NCAA-record-tying seventh women's volleyball national title with four freshmen in the starting lineup. WASHINGTON was the Conference's regular-season champion for the second-straight year and third time in four years. Eight Pac-12 teams earned NCAA berths, including ARIZONA, OREGON, UCLA, USC, UTAH and WASHINGTON STATE, along with the Cardinal and Huskies. It marked the 17th-consecutive year the league has received at least six bids. The Pac-12 has dominated the sport of women's volleyball, winning a record 15 NCAA volleyball titles since 1982.

OREGON STATE represented Pac-12 baseball in the NCAA College World Series after winning the Pac-12 regular-season crown which marked the program's third title in the last five years. The Beavers were awarded the No. 1 seed in the NCAA Tournament, but came up short of the championship series despite recording just the fifth .900+ winning season in NCAA history. OSU was joined by Arizona, Stanford and UCLA in the postseason. The Pac-12 has, by far, won the most baseball national titles of any conference in the country, claiming 28 titles dating back to 1947.

The Pac-12 Conference has historically dominated the sport of softball where league teams have claimed 23 NCAA titles in the 36-year history of the championship. Pac-12 teams captured an unprecedented nine in a row from 1988-1997, then most recently claimed six-straight from 2006-11. Ten teams participated in the tournament in 2017, marking the 21st-straight season the Pac-12 has had five or more teams advance to the postseason, and has had at least three berths every year since the league began sponsoring the sport in 1987. OREGON, UCLA and WASHINGTON advanced to the Women's College World Series. ARIZONA claimed its 11th all-time Pac-12 regular-season title and first since 2007.

PAC-12 CONFERENCE HISTORY

The roots of the Pac-12 Conference date back more than 100 years, to December 2, 1915, when the Pacific Coast Conference (PCC) was founded at a meeting at the Imperial Hotel in Portland, Ore. The original membership consisted of four schools - the University of California at Berkeley, the University of Washington, the University of Oregon, and Oregon Agricultural College (now Oregon State University). All four are still charter members of the Conference.

Pacific Coast Conference play began in 1916 and, one year later, Washington State College (now Washington State University) was accepted into the league, with Stanford University following in 1918.

In 1922, the PCC expanded to eight teams with the admission of the University of Southern California (USC) and the University of Idaho. In 1924, the University of Montana joined the league roster and in 1928, the PCC grew to 10 members with the addition of UCLA.

The Pacific Coast Conference competed as a 10-member league until 1950, with the exception of 1943-45 when World War II curtailed intercollegiate athletic competition to a minimum. During that time, the league's first commissioner was named. Edwin N. Atherton was Commissioner in 1940 and was succeeded by Victor O. Schmidt in 1944. In 1950, Montana resigned from the Conference and the PCC continued as a nine-team Conference through 1958.

In 1959, the PCC was dissolved and the Athletic Association of Western Universities (AAWU) was formed with Thomas J. Hamilton was appointed Commissioner of the new league. The original AAWU membership included California, Stanford, USC, UCLA, and Washington. Washington State joined the membership in 1962, while Oregon and Oregon State joined in 1964. Under Hamilton's watch, the name Pacific-8 Conference was adopted in 1968. In 1971, Wiles Hallock took over as Commissioner of the Pac-8.

Ten years later, on July 1, 1978, the University of Arizona and Arizona State University were admitted to the league and the Pacific-10 Conference became a reality. In 1986-87, the league took on a new look, expanding to include 10 women's sports. Since then, the Conference has been considered the premier league in women's athletics, securing the most NCAA titles in women's sports of any conference nearly every year.

Thomas C. Hansen was named the Commissioner of the Pac-10 in 1983, a role he would hold for 26 years until 2009, when he was succeeded by current Commissioner Larry Scott.

The University of Colorado accepted its invitation to join the Pac-12 on June 11, 2010, and on June 17, 2010, the University of Utah agreed to join the Conference. The Buffaloes and Utes officially became the 11th and 12th members of the Conference on July 1, 2011, the first additions to the league since 1978.

It was during the 2010-11 academic year that Scott helped deliver monumental changes that transformed the Conference into a modern 12-team league. In addition to expanding to 12 teams, member institutions agreed to equal revenue sharing for the first time in the Conference's history, created two football divisions - the North and the South, and established a Football Championship Game for the first time. He also secured landmark media rights deals with ESPN and FOX that dramatically increased national exposure and revenue for each school, in addition to establishing Pac-12 Networks which guaranteed enhanced exposure across all sports.

Currently, the Pac-12 sponsors 11 men's sports and 13 women's sports, with women's lacrosse a new addition for the 2017-18 academic year and beach volleyball having been added in 2015-16. Additionally, the Conference is a member of the Mountain Pacific Sports Federation (MPSF) in four other men's sports and two women's sports.

The Pac-12 Conference offices are located in the heart of San Francisco in the SOMA district.

BASEBALL - Champion determined by three-game series round-robin play

BASKETBALL (M)

at T-Mobile Arena, Las Vegas, Nev.
Wednesday-Saturday, March 7-10, 2018 » **Host:** Pac-12 Conference

BASKETBALL (W)

at KeyArena, Seattle, Wash.
Thursday-Sunday, March 1-4, 2018 » **Host:** Pac-12 Conference

BEACH VOLLEYBALL (W)

at Stanford Beach Volleyball Stadium, Stanford, Calif.
Thursday-Sunday, April 26-29, 2018 » **Host:** Stanford

CROSS COUNTRY (M&W)

at Springfield Country Club, Eugene, Ore.
Friday, October 27, 2017 » **Host:** Oregon

DIVING (M&W)

at Weyerhaeuser King County Aquatic Center, Federal Way, Wash.
Wednesday-Saturday, February 21-24, 2018 » **Host:** Pac-12 Conference

FOOTBALL

at Levi's Stadium, Santa Clara, Calif.
Friday, December 1, 2017 » **Host:** Pac-12 Conference

GOLF (M)

at Rolling Hills Country Club, Los Angeles, Calif.
Monday-Wednesday, April 23-25, 2018 » **Host:** USC

GOLF (W)

at Broadmoor Golf Club, Seattle, Wash.
Sunday-Tuesday, April 22-24, 2018 » **Host:** Washington

GYMNASTICS (W)

at McKale Center, Tucson, Ariz.
Saturday, March 24, 2018 » **Host:** Arizona

LACROSSE (W)

at Kittredge Field, Boulder, Colo.
Thursday-Sunday, April 25-29, 2018 » **Host:** Colorado

ROWING (M&W)

at Sacramento State Aquatics Center, Gold River, Calif.
Sunday, May 13, 2018 » **Host:** Pac-12 Conference

SOCCER (M) - Champion determined by double round-robin play.

SOCCER (W) - Champion determined by single round-robin play.

SOFTBALL - Champion determined by three-game series round-robin play.

SWIMMING (M)

at Weyerhaeuser King County Aquatic Center, Federal Way, Wash.
Wednesday-Saturday, Feb. 28-March 3, 2018 » **Host:** Pac-12 Conference

SWIMMING (W)

at Weyerhaeuser King County Aquatic Center, Federal Way, Wash.
Wednesday-Saturday, February 21-24, 2018 » **Host:** Pac-12 Conference

TENNIS (M&W)

at Ojai Valley Athletic Club/Libbey Park, Ojai, Calif.
Tuesday-Sunday, April 25-29, 2018 » **Host:** Pac-12 Conference

TRACK & FIELD (M&W)

at Cobb Track and Angell Field, Stanford, Calif.
Multi-events: Saturday-Sunday, May 5-6, 2018 » **Host:** Stanford
Championship: Saturday-Sunday, May 12-13, 2018 » **Host:** Stanford

VOLLEYBALL (W) - Champion determined by best 20-match conference record.

WRESTLING

at Gill Coliseum, Corvallis, Ore.
Saturday or Sunday, February 24 or 25, 2018 » **Host:** Oregon State



*Monica Vaughan, Arizona State
2017 NCAA Women's Golf Champion*



*Edward Cheserek, Oregon
Four-time Pac-12 Cross Country Champion, three-time NCAA Cross
Country Champion*



NEW COACHES IN TOWN

► **Mike Hopkins** (WASHINGTON) and **Wyking Jones** (CALIFORNIA) joined the ranks of Pac-12 head coaches in the offseason.

Among the 12 head coaches in the Pac-12:

- All 12 played the sport collegiately, 10 at the Division I level
- Three were CoSIDA Academic All-Americans
- Three were both drafted and played in the NBA
- Two were First Team All-Americans

NEW KIDS ON THE BLOCK

Along with 30 returning starters among more than 90 returning players, more than 75 newcomers - players set to make their league debut in 2017-18 - will dot the rosters of Pac-12 men's basketball programs this season.

- 59 freshmen, including five McDonald's All-Americans in **DeAndre Ayton** (ARIZ), **Troy Brown Jr.** (ORE), **Chuck O'Bannon Jr.** (USC), and **Jaylen Hands** and **Kris Wilkes** (UCLA). The five incoming McDonald's All-Americans is tied for the most-ever in Conference history (2006, 2012).
- Of the 59 freshmen there are 19 ESPN Top 100 and 247 Sports Top 100 signees, the second-most of any Conference in the country.
- Nine teams had recruiting classes rated in the top 40 in the country by at least one of the major scouting services (ARIZONA, UCLA, OREGON, USC, STANFORD, ARIZONA STATE, OREGON STATE, COLORADO, WASHINGTON).

NEW SLATE FILLED WITH TOUGH GAMES

- Pac-12 teams in non-conference play in 2017-18:
- Will play at least 57 games against teams that participated in the postseason in 2017, including at least 31 against opponents from the 2017 NCAA Tournament.
- Will play at least 24 opponents that won a conference title (regular season or tournament) in 2016-17.
- All scheduled opponents boasted a combined 2016-17 winning percentage of .524.

PAC-12 CONFERENCE CARRYING MOMENTUM INTO 2017-18 MEN'S BASKETBALL SEASON

► The past two seasons of Pac-12 men's basketball have seen the Conference reestablish itself as one of the premier leagues in the NCAA. Entering 2017-18, the Conference of Champions is primed to have the last team standing in San Antonio:



1. ARIZONA
2. MICHIGAN STATE
3. KANSAS
4. DUKE
5. LOUISVILLE
6. KENTUCKY
7. USC
8. VILLANOVA
9. WICHITA STATE
10. WEST VIRGINIA

- 2017-18:
 - The majority of preseason poll prognostications list ARIZONA as the nation's team to beat, while USC appears inside the top 10.
 - 2002-03 was the last time a Pac-12 program was the AP preseason No. 1 ranked team when Arizona was atop the poll.
 - For USC, a preseason AP top 10 ranking would be its first since the 1974-75 campaign.

- 2016-17:
 - Oregon reached the NCAA Final Four, the first Pac-12 school to advance to national semifinals since 2008.
 - Pac-12 posted a 10-4 record in NCAA Tournament play, its most tourney wins since 2007 and the third-most of any league (ACC & SEC - 11).

- A Pac-12 program advanced to the Elite Eight for the fourth straight year, the only league to accomplish that feat.
- A national-best three teams (Arizona, Oregon, UCLA) finished in the top 10 of the Associated Press and ESPN/USA Today Coaches polls.
- Four Associated Press All-Americans, the most of any conference in the country and tied for most in league history (1975).
- League record and national-best 14 selections in the NBA Draft, including Nos. 1 & 2 overall picks in Markelle Fultz and Lonzo Ball. Fultz was the league's first No. 1 pick since Bill Walton in 1974.

- 2015-16:
 - A league-record seven teams earned NCAA Tournament bids.
 - Four teams ranked in the final Associated Press Top 25 poll, the most for the league since 2007.
 - Nine teams finished season in top 100 of NCAA RPI, the most in Conference history.



SAN FRANCISCO, PAC-12 TO HOST NCAA TOURNAMENT IN 2020

- For the first time since the inaugural NCAA Men's Basketball Tournament in 1939, March Madness is coming to the city of San Francisco.
- The NCAA announced in April 2017 that the Pac-12 Conference will serve as host of the NCAA Men's Basketball Championship West Regional on March 24 & 26, 2022 at the Golden State Warriors' new Chase Center, the state-of-the-art sports and entertainment complex being built in San Francisco's Mission Bay neighborhood that is slated to open for the start of the 2019-20 NBA season.
- It marks the first time the NCAA Tournament will be played within the city of San Francisco since the West Regional was staged at the California Coliseum on Treasure Island in March 1939.

ARIZONA

Arizona, which is coming off its third 30-win campaign in the past four seasons under head coach Sean Miller, will be a popular pick for preseason No. 1 team in the nation heading into 2017-18. The Wildcats could have perhaps the most talented and deepest roster in the country as they boast five key returners, headlined by 2017 Pac-12 Tournament Most Outstanding Player **Allonzo Trier**, and the nation's No. 3 recruiting class featuring five top 100 incoming freshmen ... Trier will be joined in the backcourt by senior **Parker Jackson-Cartwright** and sophomore **Rawle Alkins**, while senior **Dušan Ristić** will anchor the frontcourt alongside consensus top 3 national recruit **DeAndre Ayton**, the highest rated recruit in program history who gives the Wildcats an imposing pair of 7-footers in the frontcourt. Returning senior **Keanu Pinder** and newcomer **Ira Lee** will provide additional post depth ... Along with Trier and Alkins, UA brings in top 100 signees **Brandon Randolph**, **Emmanuel Akot** and **Alex Barcello** on the wings, while **Talbot Denny**, a Lipscomb transfer who missed 2016-17 due to injury, will provide even more perimeter firepower ... Arizona will enter the 2017-18 season with the nation's second-longest active Top 25 ranking streak. The Wildcats have appeared in the AP Top 25 for 97 consecutive polls, trailing only Kansas' 161 straight weeks.

ARIZONA STATE

Arizona State will be supremely experienced in the backcourt with senior guards **Tra Holder**, **Shannon Evans II** and **Kodi Justice**. The Sun Devils will pack the Pac-12's top scoring tandem in 2017-18 - including the two seasons he spent with head coach **Bobby Hurley** at Buffalo, Evans is the league's top returning scorer with 1,248 career points, while Holder is second with 1,215 points. Add in Justice's emergence as a consistent contributor in 2016-17 and ASU will boast one of the west's top backcourts in 2017-18 ... Sophomore forward **Ramon Vila** (2.6 ppg/2.0 rpg/12.3 mpg) is the Sun Devils' top returner in the frontcourt. However, help is on the way in the form of **Romello White**, **Vitaliy Shibel** and **Mickey Mitchell**, all forwards who missed 2016-

*Tra Holder, Arizona State*

17, but were on campus to work on their games in Tempe last season. White and newcomers **Kimani Lawrence** and **Remy Martin** are among the highest-rated recruits to join ASU this millennium. Add in 6-10 JUCO All-American **De'Quon Lake**, and the Sun Devils will possess the frontcourt depth they lacked in 2016-17. The question remains - how will that complement their high-scoring and fast-paced backcourt?

CALIFORNIA

While a new era of Cal men's basketball begins in 2017-18, the blueprint for the Golden Bears' recent success will likely remain as assistant coach **Wyking Jones** slides up to the seat vacated by Cuonzo Martin after his departure for Missouri in March. Jones helped Cal to 44 wins and consecutive postseason appearances in his two seasons under Martin and prior to that spent four seasons on Rick Pitino's staff at Louisville where the Cardinals won 123 games, went to two Final Fours and won the 2013 national title ... Senior center **Kingsley Okoroh** and junior guard **Don Coleman** are the lone key contributors back for the Golden Bears. The frontcourt promises to be Cal's strength as Okoroh will be joined by 6-10 redshirt senior forward **Marcus Lee**, who sat out 2016-17 after playing in 100 games over three seasons at Kentucky. A former top 50 recruit, Lee could prove to be one of the top performers in the Pac-12 in 2017-18 ... Jones, an Inglewood, Calif. native who starred at Loyola Marymount from 1991-95, hit the Southern California recruiting trail quickly with the additions of **Juhwan Harris-Dyson**, **Justice Sueing** and **Deschon Winston**, while 6-8 forward **Grant Anticevich** could signal the opening of a recruiting pipeline to the growing Australian talent pool.

COLORADO

CU extended its streak of seven consecutive postseason appearances, all of which have come under head coach **Tad Boyle**, with an NIT berth in 2016-17. If the Buffs are to make it eight straight postseason trips, they will need to rely on senior guard **George King** to lead the way. The Pac-12's Most Improved Player in 2016, King ceded to eventual NBA Draft pick Derrick White and fifth-year senior Xavier Johnson last season. Now King, along with fellow seniors **Dominique Collier** and **Tory Miller**, will need to take control of a revamped CU roster. **Deleon Brown** and **Lucas Siewert** gained significant experience as freshmen in 2016-17, but are the only other scholarship returners for the Buffs. Nine players, including eight freshmen, will be making their CU debut in 2017-18, notably among them are top 100 recruit **D'Shawn Schwartz**, Minnesota's Mr. Basketball **McKinley Wright IV**, transfer **Namon Wright**, who averaged nearly 10 points and five boards at Missouri in 2015-16, and 7-foot redshirt freshman **Dallas Walton**.

OREGON


Just a few weeks after pushing eventual national champion North Carolina to the final possession in the Final Four, Oregon saw seven of its top 10 players move on from the program, including three NBA Draft picks. Head coach **Dana Altman** and staff have been successful at building around

*Allonzo Trier, Arizona*

returning starting point guard **Payton Pritchard** with the additions of top 100 recruits **Troy Brown** and **Victor Bailey Jr.**, fellow freshmen **Abu Kigab** (teammate of Pritchard on Canada's gold-medal winning FIBA U19 World Cup team) and **Kenny Wooten**, and transfers **Paul White** (Georgetown), **Elijah Brown** (New Mexico) and **MiKyle McIntosh** (Illinois State). Frontcourt returners **Roman Sorkin** and **Keith Smith** gained Final Four experience and a Pac-12 regular-season title under their belts, while former top 100 recruit **M.J. Cage** will get his first taste of action after missing the 2016-17 campaign due to injury. Oregon will again have the talent to compete for a third consecutive Pac-12 crown, though time will tell if these Ducks learn to fly together.

OREGON STATE

There is near consensus that Oregon State will be much improved upon its 5-27 campaign in 2016-17. The Beavers return better than 90 percent of their scoring and rebounding from last season and, provided they can remain healthy, should easily climb the Pac-12 standings in 2017-18. Despite missing nearly half of his first two seasons due to a variety of injuries, forward **Tres Tinkle** has proven to be one of the most productive players in the Pac-12, averaging 14.4 points and 5.9 rebounds

*Payton Pritchard, Oregon*



Reid Travis, Stanford

in 33 career games. Along with juniors **Stephen Thompson Jr.** and **Drew Eubanks**, sophomore **JaQuori McLaughlin** and top 100 recruit **Ethan Thompson**, the Beavers will tout one of the best starting lineups in the Conference in 2017-18. Similar to the concern realized with injuries to Tinkle and Thompson Jr. last season, OSU will need to find production off the bench to compete in the league race. Junior center **Gligorije Rakocevic** and sophomore guard **Kendal Manuel** are likely to fill those roles after being thrust into reserve duty often in 2016-17, while incoming freshmen **Alfred Hollins** and **Zach Reichle** and UMass transfer **Seth Berger** will add depth.

STANFORD

Armed with a recruiting class ranked as high as 13th in the country and five of its top six players returning, Stanford could be the surprise team in the Pac-12 and nation in 2017-18. **Reid Travis**, the Pac-12's leading returning scorer at 17.4 points per game, will be the centerpiece to the Cardinal's lineup, but **Dorian Pickens**, **Michael Humphrey**, **Robert Cartwright** and **Marcus Sheffield** also return to give Stanford better than three-quarters of its scoring and rebounding back from 2016-17. The Cardinal recruiting class of top 100 signees **Kezie Okpala** and **Daejon Davis** and international standouts **Isaac White** (Australia) and **Oscar da Silva** (Germany) is among the best in program history, a sign of second-year head coach **Jerod Haase's** early impact on The Farm.

UCLA

UCLA experienced one of the nation's best turn-arounds last season thanks to a mix of talented veterans and a transcendent recruiting class. That formula appears to be in place once again in 2017-18 as five key returners will look to mesh with a consensus top-five ranked incoming class. Senior **Thomas Welsh** and junior **Aaron Holiday** elected to return to Westwood after testing NBA Draft waters and that tandem will partner with senior **G.G. Goloman** and sophomores **Alex Olesinski** and **Prince Ali**, both of whom redshirted last year's 32-win campaign, to lead in 2017-18. The Bruins could produce at least three freshmen NBA Draft picks for the second straight season as **Jaylen**

Hands, **Jalen Hill**, **Kris Wilkes** and **Cody Riley** are all top-50 national recruits.

USC

With nearly its entire roster returning from last year's team that set a school-record with 26 victories, the 2017-18 campaign could be the most anticipated in USC program history. Not only will USC have a roster brimming with returning talent - the Trojans lead the Pac-12 with nearly 95 percent of their scoring, rebounding, assists, steals, blocks and threes back from the record-setting 2016-17 team - but also add one of the country's top recruiting classes. Top 100 recruits **Chuck O'Bannon** and **Jordan Usher** and Duke transfer **Derryck Thornton** will join an eight-player nucleus that propelled the Trojans to the brink of the Sweet 16 last season - seniors **Jordan McLaughlin** and **Elijah Stewart**, juniors **Bennie Boatwright**, **Chimezie Metu** and **Shaquan Aaron**, and sophomores **De'Anthony Melton**, **Jonah Mathews** and **Nick Rakocevic**. The efforts of fifth-year head coach **Andy Enfield** and his staff should be lauded at the Galen Center and around LA as the city experiences a college basketball renaissance.

UTAH

Utah will be gunning for a fifth consecutive 20-win campaign and postseason appearance in 2017-18, and will try do so with no player with more than two years of experience in the Runnin' Utes program. Senior forward **David Collette** and junior guard **Sedrick Barefield**, both of whom missed part of 2016-17 after transferring from Utah State and SMU, respectively, are the Utes' top returners, while reserves **Tyler Rawson**, **Gabe Bealer**, **Parker Van Dyke** and **Jayce Johnson** will likely see increased roles. Head coach **Larry Krystkowiak** and staff landed their biggest addition in April when two-time Second Team All-Big West performer **Justin Bibbins** opted to join Utah from Long Beach State as a graduate transfer, likely immediately assuming starting point guard duties. Freshmen **Christian Popoola** and **Donnie Tillman**, who both starred in Las Vegas at Bishop Gorman and Findlay Prep, respectively, are also expected to quickly contribute on the wing.



Chimezie Metu, USC



Thomas Welsh, UCLA

WASHINGTON

Washington went across the country to grab its next leader and while the long-term success of first-year Huskies boss and longtime Syracuse assistant coach **Mike Hopkins** remains to be seen, what the Huskies have been able to accomplish in his brief tenure is promising. UW managed to keep the cupboard stocked with the solid core of juniors **David Crisp**, **Matisse Thybulle**, **Noah Dickerson** and **Dominic Green** and sophomore **Carlos Johnson**. Hopkins also secured some top incoming talent, both in terms of his roster and his staff. Former Division I head coaches **Cameron Dollar** (Seattle) and **Dave Rice** (UNLV) joined Hopkins and, along with holdover assistant **Will Conroy**, that staff quickly built a five-member recruiting class featuring a pair of signees from Seattle in top-100 shooting guard **Jaylen Nowell** and **Michael Carter III** and a pair from Hopkins' old upstate New York territory in **Nahziah Carter**, rapper Jay-Z's nephew, and top-100 forward **Hameir Wright**. Recent leadership changes have proven successful for UW's football and women's basketball programs, expect a similar outcome in men's hoops.

WASHINGTON STATE

The 2017-18 campaign will be the first in which fourth-year head coach **Ernie Kent** boasts a roster entirely comprised of his recruits to the Washington State program. Headlining that list will be sophomore **Malachi Flynn** (9.7 ppg/2.9 apg), who was a standout freshman in a league loaded with rookie talent in 2016-17 and will be expected to shoulder an expanded role in his second season with the Cougars in 2017-18. Junior **Robert Franks** is expected to have a breakout season on the Palouse after averaging 6.3 points and 3.3 rebounds in just over 16 minutes per game as a sophomore. The Cougars get extremely young from there as returners **Viont'e Daniels**, **KJ Langston**, **Jeff Pollard** and **Steven Shpreyregin** all served in reserve roles last season. Seven players will make their debut with the Cougars in 2017-18, led by graduate transfer **Drick Bernstine**, who averaged 9.7 points and 9.1 rebounds at NCAA Tournament participant North Dakota in 2016-17, and junior college transfer **Kwinton Hinson**.

RETURNING STARTERS (30)

Arizona (3)

| | |
|-----------------------|------------------|
| Rawle Alkins, So., F | 10.9 ppg/4.9 rpg |
| Allonzo Trier, Jr., G | 17.2 ppg/5.3 rpg |
| Dusan Ristic, Sr., F | 10.9 ppg/5.5 rpg |

Arizona State (3)

| | |
|--------------------------|------------------|
| Shannon Evans II, Sr., G | 15.0 ppg/3.0 rpg |
| Tra Holder, Sr., G | 16.2 ppg/3.7 rpg |
| Kodi Justice, Sr., G | 9.2 ppg/2.8 rpg |

California (1)

| | |
|-------------------------|-----------------|
| Kingsley Okoroh, Sr., C | 4.6 ppg/5.5 rpg |
|-------------------------|-----------------|

Colorado (2)

| | |
|---------------------------|------------------|
| Dominique Collier, Sr., G | 6.0 ppg/1.6 apg |
| George King, R-Sr., G | 11.1 ppg/6.8 rpg |

Oregon (1)

| | |
|--------------------------|-----------------|
| Payton Pritchard, So., G | 7.4 ppg/3.4 rpg |
|--------------------------|-----------------|

Oregon State (5)

| | |
|------------------------------|------------------|
| Drew Eubanks, Jr., F | 14.5 ppg/8.3 rpg |
| Kendal Manuel, R-So., F | 7.8 ppg/2.4 rpg |
| JaQuori McLaughlin, So., G | 10.5 ppg/2.2 rpg |
| Stephen Thompson Jr., Jr., G | 16.3 ppg/4.3 rpg |
| Tres Tinkle, R-So., F | 20.2 ppg/8.3 rpg |

Stanford (4)

| | |
|-----------------------------|------------------|
| Robert Cartwright, R-Jr., G | 6.7 ppg/3.5 apg |
| Michael Humphrey, Sr., F | 9.4 ppg/6.2 rpg |
| Dorian Pickens, Sr., G/F | 12.6 ppg/3.5 rpg |
| Reid Travis, R-Jr., F | 17.4 ppg/8.9 rpg |

UCLA (1)

| | |
|----------------------|------------------|
| Thomas Welsh, Jr., C | 10.8 ppg/8.7 rpg |
|----------------------|------------------|

USC (5)

| | |
|---------------------------|------------------|
| Bennie Boatwright, Jr., F | 15.1 ppg/4.5 rpg |
| Jordan McLaughlin, Sr., G | 12.9 ppg/3.6 rpg |
| De'Anthony Melton, So., G | 8.3 ppg/4.7 rpg |
| Chimezie Metu, Jr., F | 14.8 ppg/7.8 rpg |
| Elijah Stewart, Sr., G | 12.3 ppg/3.9 rpg |

Utah (1)

| | |
|------------------------|------------------|
| David Collette, Sr., F | 13.6 ppg/5.1 rpg |
|------------------------|------------------|

Washington (4)

| | |
|--------------------------|------------------|
| David Crisp, Jr., G | 13.8 ppg/3.2 rpg |
| Noah Dickerson, Jr., F | 12.5 ppg/8.2 rpg |
| Matisse Thybulle, Jr., F | 10.5 ppg/3.1 rpg |

Washington State (1)

| | |
|-----------------------|-----------------|
| Malachi Flynn, So., G | 9.7 ppg/2.9 rpg |
|-----------------------|-----------------|

CAREER LEADERS (ACTIVE)

POINTS

| | |
|---------------------------------|------|
| Tra Holder (Sr.), ASU | 1215 |
| Jordan McLaughlin (Sr.), USC | 1188 |
| Elijah Stewart (Sr.), USC | 981 |
| George King (Sr.), COLO | 880 |
| Thomas Welsh (Sr.), UCLA | 831 |
| Dorian Pickens (Sr.), STAN | 823 |
| Aaron Holiday (Sr.), UCLA | 772 |
| Stephen Thompson Jr. (Sr.), OSU | 764 |
| Dusan Ristic (Sr.), ARIZ | 755 |
| Chimezie Metu (Sr.), USC | 753 |

REBOUNDS

| | |
|------------------------------|-----|
| Thomas Welsh (Sr.), UCLA | 677 |
| Michael Humphrey (Sr.), STAN | 459 |
| Reid Travis (Sr.), STAN | 452 |
| George King (Sr.), COLO | 430 |
| Noah Dickerson (Sr.), WASH | 425 |
| Drew Eubanks (Sr.), OSU | 412 |
| Chimezie Metu (Sr.), USC | 403 |
| Dusan Ristic (Sr.), ARIZ | 400 |
| Tory Miller (Sr.), COLO | 343 |
| Elijah Stewart (Sr.), USC | 342 |

THREE-POINT FIELD GOALS

| | |
|---------------------------------|-----|
| Elijah Stewart (Sr.), USC | 175 |
| Kodi Justice (Sr.), ASU | 140 |
| Jordan McLaughlin (Sr.), USC | 131 |
| David Crisp (Sr.), WASH | 128 |
| Dorian Pickens (Sr.), STAN | 128 |
| Bennie Boatwright (Sr.), USC | 107 |
| Tra Holder (Sr.), ASU | 107 |
| Stephen Thompson Jr. (Sr.), OSU | 105 |
| Aaron Holiday (Sr.), UCLA | 92 |
| Matisse Thybulle (Sr.), WASH | 87 |

ASSISTS

| | |
|---------------------------------------|-----|
| Jordan McLaughlin (Sr.), USC | 458 |
| Tra Holder (Sr.), ASU | 338 |
| Parker Jackson-Cartwright (Sr.), ARIZ | 303 |
| Aaron Holiday (Sr.), UCLA | 285 |
| Kodi Justice (Sr.), ASU | 184 |
| Dominique Collier (Sr.), COLO | 175 |
| David Crisp (Sr.), WASH | 153 |
| Payton Pritchard (Sr.), ORE | 140 |
| Robert Cartwright (Sr.), STAN | 134 |
| De'Anthony Melton (Sr.), USC | 125 |

STEALS

| | |
|---------------------------------------|-----|
| Jordan McLaughlin (Sr.), USC | 141 |
| Matisse Thybulle (Sr.), WASH | 104 |
| Aaron Holiday (Sr.), UCLA | 84 |
| Elijah Stewart (Sr.), USC | 81 |
| Dominique Collier (Sr.), COLO | 80 |
| Kodi Justice (Sr.), ASU | 79 |
| Tra Holder (Sr.), ASU | 78 |
| Stephen Thompson Jr. (Sr.), OSU | 74 |
| Parker Jackson-Cartwright (Sr.), ARIZ | 69 |
| De'Anthony Melton (Sr.), USC | 69 |
| Dorian Pickens (Sr.), STAN | 69 |

BLOCKS

| | |
|------------------------------|-----|
| Kingsley Okoroh (Sr.), CAL | 135 |
| Thomas Welsh (Sr.), UCLA | 114 |
| Chimezie Metu (Sr.), USC | 109 |
| Drew Eubanks (Sr.), OSU | 108 |
| Elijah Stewart (Sr.), USC | 104 |
| Michael Humphrey (Sr.), STAN | 79 |
| Josh Sharma (Sr.), STAN | 57 |
| Matisse Thybulle (Sr.), WASH | 54 |
| Dusan Ristic (Sr.), ARIZ | 48 |
| GG Goloman (Sr.), UCLA | 45 |

RETURNING PRODUCTION

SCORING

| | |
|---------------------|-------|
| 1. USC | 97.9% |
| 2. Oregon State | 95.1% |
| 3. Stanford | 78.4% |
| 4. Washington | 68.9% |
| 5. Arizona State | 54.8% |
| 6. Arizona | 48.4% |
| 7. Utah | 44.8% |
| 8. Colorado | 34.8% |
| 9. Washington State | 30.2% |
| 10. UCLA | 28.8% |
| 11. California | 13.9% |
| 12. Oregon | 13.5% |

REBOUNDING

| | |
|----------------------|-------|
| 1. USC | 96.3% |
| 2. Oregon State | 90.0% |
| 3. Stanford | 78.5% |
| 4. Washington | 72.1% |
| 5. Arizona | 52.3% |
| 6. Utah | 50.2% |
| 7. Arizona State | 40.5% |
| 8. Colorado | 40.4% |
| 9. UCLA | 36.3% |
| 10. Washington State | 31.1% |
| 11. California | 21.7% |
| 12. Oregon | 15.2% |

THREE-POINT FIELD GOALS

| | |
|---------------------|-------|
| 1. USC | 97.2% |
| 2. Oregon State | 93.6% |
| 3. Stanford | 82.8% |
| 4. Washington | 76.1% |
| 5. Arizona State | 55.2% |
| 6. Utah | 52.1% |
| 7. Washington State | 48.3% |
| 8. Arizona | 45.5% |
| 9. Colorado | 42.8% |
| 10. Oregon | 19.2% |
| 11. UCLA | 16.1% |
| 12. California | 2.2% |

ASSISTS

| | |
|---------------------|-------|
| 1. USC | 99.3% |
| 2. Oregon State | 89.5% |
| 3. Arizona State | 77.4% |
| 4. Stanford | 59.6% |
| 5. Washington | 59.1% |
| 6. Arizona | 56.3% |
| 7. Utah | 40.8% |
| 8. Washington State | 35.5% |
| 9. UCLA | 27.8% |
| 10. Oregon | 27.7% |
| 11. Colorado | 24.1% |
| 12. California | 11.7% |

STEALS

| | |
|---------------------|-------|
| 1. USC | 96.8% |
| 2. Oregon State | 92.1% |
| 3. Washington | 72.3% |
| 4. Stanford | 68.2% |
| 5. Arizona State | 61.9% |
| 6. Arizona | 51.7% |
| 7. Utah | 45.6% |
| 8. Colorado | 37.8% |
| 9. Washington State | 35.9% |
| 10. UCLA | 34.4% |
| 11. Oregon | 20.6% |
| 12. California | 10.2% |

BLOCKS

| | |
|----------------------|-------|
| 1. USC | 94.7% |
| 2. Oregon State | 95.8% |
| 3. Stanford | 84.8% |
| 4. Utah | 59.3% |
| 5. Arizona | 52.1% |
| 6. California | 49.0% |
| 7. Washington | 46.5% |
| 8. UCLA | 40.8% |
| 9. Arizona State | 33.0% |
| 10. Washington State | 27.1% |
| 11. Colorado | 16.4% |
| 12. Oregon | 6.5% |

PAC-12 COMPOSITE SCHEDULE

The 2017-18 Pac-12 Conference basketball television package continues to deliver expansive exposure with 224 men's contests telecast to national and regional audiences.

The Pac-12 men's basketball package includes 152 events aired on the Pac-12 Networks (including eight Pac-12 Tournament games), 45 on ESPN/ESPN2/ESPNU, 23 games on FS1 (including three Pac-12 Tournament games) and two nationally each on FOX and CBS broadcast networks. Additional appearances will be made through other conference television agreements and various in-season tournaments.

All times listed are Pacific Time Zone.

| Date | Game | Time (PT) | Network |
|-----------------|--|----------------------|-----------------|
| Tues., Oct. 17 | UTAH Night with the Runnin' Utes | 6 p.m. | PAC12 |
| Fri, Oct. 20 | ARIZONA McDonald's Red-Blue Game | 7 p.m. | PAC12 |
| Mon., Oct. 30 | Northwest Christian at OREGON (exhib.) | 7 p.m. | PAC12 |
| Wed., Nov. 1 | Eastern New Mexico at ARIZONA (exhib.) | 7 p.m. | PAC12 |
| Wed., Nov. 1 | Cal State Los Angeles at UCLA (exhib.) | 7 p.m. | PAC12LA |
| Sun., Nov. 5 | Chico State at ARIZONA (exhib.) | 3 p.m. | PAC12 |
| Mon., Nov. 6 | University of Great Falls at CALIFORNIA (exhib.) | 7 p.m. | PAC12 |
| Fri, Nov. 10 | Cal Poly at STANFORD | 4 p.m. | PAC12BA |
| Fri, Nov. 10 | Northern Arizona at ARIZONA | 5 p.m. | PAC12 |
| Fri, Nov. 10 | Northern Colorado at COLORADO | 5 p.m. | PAC12MT |
| Fri, Nov. 10 | Idaho State at ARIZONA STATE | 7 p.m. | PAC12AZ |
| Fri, Nov. 10 | Southern Utah at OREGON STATE | 7 p.m. | PAC12OR |
| Fri, Nov. 10 | Cal State Fullerton at USC | 7 p.m. | PAC12 |
| Fri, Nov. 10 | Prairie View A&M at UTAH (1) | 7 p.m. | PAC12MT |
| Fri, Nov. 10 | Belmont at WASHINGTON | 7 p.m. | PAC12WA |
| Fri, Nov. 10 | Georgia Tech vs. UCLA (2) | 8:30 p.m. | ESPN |
| Fri, Nov. 10 | UC Riverside at CALIFORNIA | 9 p.m. | PAC12BA |
| Fri, Nov. 10 | Coppin State at OREGON | 9 p.m. | PAC12 |
| Sun., Nov. 12 | Cal Poly at CALIFORNIA | 1 p.m. | PAC12BA |
| Sun., Nov. 12 | Texas Southern at WASHINGTON STATE | 1 p.m. | PAC12WA |
| Sun., Nov. 12 | UMBC at ARIZONA | 3 p.m. | PAC12 |
| Sun., Nov. 12 | Eastern Washington at WASHINGTON | 5 p.m. | PAC12 |
| Sun., Nov. 12 | Pacific at STANFORD | 7 p.m. | PAC12 |
| Mon., Nov. 13 | Prairie View A&M at OREGON | 6 p.m. | PAC12 |
| Mon., Nov. 13 | Mississippi Valley State at UTAH | 6 p.m. | PAC12MT |
| Mon., Nov. 13 | Wyoming at OREGON STATE | 8 p.m. | PAC12OR |
| Mon., Nov. 13 | North Dakota State at USC | 8 p.m. | PAC12 |
| Tues, Nov. 14 | San Diego State at ARIZONA STATE | 6 p.m. | PAC12 |
| Tues, Nov. 14 | Denver at COLORADO | 6 p.m. | PAC12MT |
| Tues, Nov. 14 | Eastern Washington at STANFORD | 8 p.m. | PAC12 |
| Wed., Nov. 15 | Seattle U at WASHINGTON STATE | 6 p.m. | PAC12 |
| Wed., Nov. 15 | Central Arkansas at UCLA (3) | 8 p.m. | PAC12 |
| Thurs., Nov. 16 | Missouri at UTAH | 5 p.m. | PAC12 |
| Thurs., Nov. 16 | Wofford at CALIFORNIA | 6 p.m. | PAC12BA |
| Thurs., Nov. 16 | Providence vs. WASHINGTON (4) | 6:30 p.m. | ESPN2 |
| Thurs., Nov. 16 | CSU Bakersfield at ARIZONA | 7 p.m. | PAC12 |
| Fri., Nov. 17 | Virginia Tech/Saint Louis vs. WASHINGTON (4) | 2/4 p.m. | ESPN2 |
| Fri., Nov. 17 | Quinnipiac vs. COLORADO (5) | 3 p.m. | paradisejam.com |
| Fri., Nov. 17 | Northeastern at STANFORD | 3 p.m. | PAC12 |
| Fri., Nov. 17 | Northern Arizona at ARIZONA STATE (6) | 5 p.m. | PAC12AZ |
| Fri., Nov. 17 | South Carolina State at UCLA (3) | 6 p.m. | PAC12 |
| Fri., Nov. 17 | Alabama State at OREGON | 8 p.m. | PAC12 |
| Sat., Nov. 18 | Long Beach State at OREGON STATE | TBD | PAC12OR |
| Sat., Nov. 18 | Idaho State at WASHINGTON STATE | TBD | PAC12 |
| Sat., Nov. 18 | Drake/Wake Forest vs. COLORADO (5) | 11:30 a.m./5:30 p.m. | paradisejam.com |
| Sun., Nov. 19 | UC Irvine at ARIZONA STATE (6) | 11 a.m. | PAC12 |
| Sun., Nov. 19 | Ball State at OREGON | 6 p.m. | PAC12 |
| Sun., Nov. 19 | USC at Vanderbilt | 6 p.m. | SECN |
| Mon., Nov. 20 | TBD vs. COLORADO (5) | TBD | paradisejam.com |
| Mon., Nov. 20 | Wichita State vs. CALIFORNIA (7) | 2 p.m. | ESPN2 |
| Mon., Nov. 20 | Creighton vs. UCLA (8) | 4 p.m. | ESPNU |
| Mon., Nov. 20 | North Carolina at STANFORD | 8:30 p.m. | ESPN2 |
| Mon., Nov. 20 | Ole Miss vs. UTAH (9) | 9:30 p.m. | TBD |
| Tues., Nov. 21 | Baylor/Wisconsin vs. UCLA (8) | 4:30/7 p.m. | ESPN3/2 |
| Tues., Nov. 21 | Marquette/VCU vs. CALIFORNIA (7) | 10:30 a.m./1 p.m. | ESPN/2 |
| Wed., Nov. 22 | TBD vs. CALIFORNIA (7) | TBD | ESPN2/U |

| | | | |
|-----------------|---|-------------------|-----------|
| Wed., Nov. 22 | North Carolina State vs. ARIZONA (10) | 4 p.m. | TBD |
| Wed., Nov. 22 | Lehigh at USC | 7 p.m. | PAC12 |
| Wed., Nov. 22 | Rice/UNLV vs. UTAH (9) | 7/9:30 p.m. | TBD |
| Thurs., Nov. 23 | St. John's vs. OREGON STATE (11) | 11 a.m. | ESPNU |
| Thurs., Nov. 23 | Northern Iowa/SMU vs. ARIZONA (10) | 12/6:30 p.m. | TBD |
| Thurs., Nov. 23 | Saint Joseph's vs. WASHINGTON STATE (12) | 3:30 p.m. | ESPN3 |
| Thurs., Nov. 23 | Kansas State vs. ARIZONA STATE (13) | 4:30 p.m. | FS1 |
| Thurs., Nov. 23 | Connecticut vs. OREGON (14) | 6 p.m. | ESPNU |
| Thurs., Nov. 23 | Florida vs. STANFORD (14) | 7 p.m. | ESPN2 |
| Fri., Nov. 24 | TBD vs. ARIZONA (10) | TBD | TBD |
| Fri., Nov. 24 | Long Beach State/Missouri vs. OREGON STATE (11) | 8/10:30 a.m. | ESPNEWS/3 |
| Fri., Nov. 24 | Harvard/Saint Mary's (Calif.) vs. WASHINGTON STATE (12) | 10:30 a.m./1 p.m. | ESPNEWS/3 |
| Fri., Nov. 24 | Seattle U at WASHINGTON | 12 p.m. | PAC12 |
| Fri., Nov. 24 | George Washington/Xavier vs. ARIZONA STATE (13) | 2:30/5 p.m. | FS1 |
| Fri., Nov. 24 | Eastern Washington at UTAH (1) | 5 p.m. | PAC12 |
| Fri., Nov. 24 | Gonzaga/Ohio State vs. STANFORD (14) | 6/8 p.m. | ESPN2 |
| Fri., Nov. 24 | DePaul/Michigan State vs. OREGON (14) | 6:30/9 p.m. | TBD |
| Sun., Nov. 26 | TBD vs. OREGON (14) | TBD | TBD |
| Sun., Nov. 26 | TBA vs. OREGON STATE (11) | TBD | ESPN2/U/3 |
| Sun., Nov. 26 | TBD vs. STANFORD (14) | TBD | TBD |
| Sun., Nov. 26 | TBD vs. WASHINGTON STATE (12) | TBD | ESPN2/U/3 |
| Sun., Nov. 26 | Air Force at COLORADO | 1 p.m. | PAC12 |
| Sun., Nov. 26 | UC Irvine at UCLA | 3 p.m. | PAC12 |
| Sun., Nov. 26 | UC Davis at WASHINGTON | 5 p.m. | PAC12 |
| Sun., Nov. 26 | Texas A&M at USC | 7 p.m. | PAC12 |
| Tues., Nov. 28 | Kennesaw State at WASHINGTON | 6 p.m. | PAC12 |
| Tues., Nov. 28 | CSUN at CALIFORNIA | 8 p.m. | PAC12 |
| Wed., Nov. 29 | Long Beach State at ARIZONA | 5 p.m. | PAC12 |
| Wed., Nov. 29 | Montana at STANFORD | 7 p.m. | PAC12BA |
| Wed., Nov. 29 | CSU Bakersfield at UCLA | 7 p.m. | PAC12 |
| Fri., Dec. 1 | Boise State at OREGON | 6:30/9 p.m. | PAC12 |
| Sat., Dec. 2 | COLORADO at Colorado State | 10 a.m. | ATTSN |
| Sat., Dec. 2 | UC Davis at WASHINGTON STATE | 12 p.m. | PAC12 |
| Sat., Dec. 2 | Loyola Marymount at OREGON STATE | 2 p.m. | PAC12 |
| Sat., Dec. 2 | Hawaii at UTAH | 4 p.m. | PAC12 |
| Sat., Dec. 2 | San Francisco at ARIZONA STATE | 6 p.m. | PAC12 |
| Sat., Dec. 2 | ARIZONA at UNLV | 7 p.m. | CBSSN |
| Sat., Dec. 2 | USC at SMU | 7 p.m. | ESPNU |
| Sat., Dec. 2 | Saint Mary's (Calif.) at CALIFORNIA | 8 p.m. | PAC12 |
| Sun., Dec. 3 | STANFORD at Long Beach State | 2 p.m. | TBD |
| Sun., Dec. 3 | Nebraska Omaha at WASHINGTON | 4 p.m. | PAC12 |
| Sun., Dec. 3 | Detroit Mercy at UCLA | 6 p.m. | PAC12 |
| Tues., Dec. 5 | Texas A&M vs. ARIZONA (15) | 6 p.m. | ESPN2 |
| Tues., Dec. 5 | UTAH at Butler | 6 p.m. | FS1 |
| Tues., Dec. 5 | Eastern Kentucky at OREGON STATE | 7 p.m. | PAC12 |
| Wed., Dec. 6 | WASHINGTON STATE at Idaho | 7 p.m. | TBD |
| Wed., Dec. 6 | New Mexico at COLORADO | 6 p.m. | PAC12 |
| Wed., Dec. 6 | WASHINGTON vs. Kansas (16) | 6 p.m. | ESPN2 |
| Wed., Dec. 6 | Central Arkansas at CALIFORNIA | 7 p.m. | PAC12BA |
| Wed., Dec. 6 | Montana at UCLA | 8 p.m. | PAC12 |
| Fri., Dec. 8 | St. John's vs. ARIZONA STATE (17) | 5 p.m. | PAC12 |
| Fri., Dec. 8 | Oklahoma vs. USC (17) | 7:30 p.m. | ESPN2 |
| Fri., Dec. 8 | Colorado State at OREGON | 7 p.m. | PAC12 |
| Sat., Dec. 9 | CALIFORNIA at San Diego State | 2 p.m. | CBSSN |
| Sat., Dec. 9 | WASHINGTON STATE at UTEP | 6 p.m. | TBD |
| Sat., Dec. 9 | UCLA at Michigan | 9 a.m. | CBS |
| Sat., Dec. 9 | COLORADO at Xavier | 11:30 a.m./2 p.m. | FS1 |
| Sat., Dec. 9 | Utah State vs. UTAH (18) | 5 p.m. | PAC12 |
| Sat., Dec. 9 | Arkansas Pine-Bluff at OREGON STATE | 7 p.m. | PAC12 |
| Sat., Dec. 9 | Alabama at ARIZONA | 7 p.m. | ESPN2 |
| Sun., Dec. 10 | ARIZONA STATE at Kansas | 11 a.m. | ESPN |
| Sun., Dec. 10 | Gonzaga at WASHINGTON | 5 p.m. | PAC12 |
| Mon., Dec. 11 | Texas Southern at OREGON | 7 p.m. | PAC12 |
| Tues., Dec. 12 | San Diego at COLORADO | 5 p.m. | PAC12 |
| Tues., Dec. 12 | Jacksonville State at OREGON STATE | 7 p.m. | PAC12 |
| Wed., Dec. 13 | Portland State at OREGON | 7 p.m. | PAC12 |
| Thurs., Dec. 14 | Santa Clara at USC | 7 p.m. | PAC12 |
| Fri., Dec. 15 | South Dakota State at COLORADO | 5 p.m. | PAC12 |
| Fri., Dec. 15 | Denver at STANFORD | 7 p.m. | PAC12 |

PAC-12 COMPOSITE SCHEDULE

2017-2018

| | | | | | | | |
|-----------------|---|-------------|---------|-----------------|-----------------------------------|-------------|--------|
| Sat., Dec. 16 | Cincinnati at UCLA | 12:30 p.m. | CBS | Wed., Jan. 17 | ARIZONA at CALIFORNIA | 6 p.m. | PAC12 |
| Sat., Dec. 16 | Cal State Fullerton at CALIFORNIA | 1 p.m. | PAC12 | Wed., Jan. 17 | ARIZONA STATE at STANFORD | 8 p.m. | PAC12 |
| Sat., Dec. 16 | OREGON at Fresno State | 3 p.m. | CBSSN | Thurs., Jan. 18 | WASHINGTON STATE at COLORADO | 5 p.m. | PAC12 |
| Sat., Dec. 16 | IUPUI at WASHINGTON STATE | 3 p.m. | PAC12 | Thurs., Jan. 18 | USC at OREGON | 6 p.m. | ESPN/2 |
| Sat., Dec. 16 | ARIZONA at New Mexico | 5 p.m. | CBSSN | Thurs., Jan. 18 | WASHINGTON STATE at UTAH | 7 p.m. | PAC12 |
| Sat., Dec. 16 | Saint Louis vs. OREGON STATE (19) | 7:30 p.m. | PAC12 | Thurs., Jan. 18 | UCLA at OREGON STATE | 8 p.m. | FS1 |
| Sat., Dec. 16 | UTAH at BYU | 8 p.m. | ESPN2 | Sat., Jan. 20 | ARIZONA at STANFORD | 1 p.m. | CBS |
| Sun., Dec. 17 | Vanderbilt at ARIZONA STATE | 11 a.m. | PAC12 | Sat., Jan. 20 | WASHINGTON STATE at COLORADO | 3 p.m. | PAC12 |
| Sun., Dec. 17 | San Francisco at STANFORD | 3 p.m. | ESPNU | Sat., Jan. 20 | USC at OREGON STATE | 5 p.m. | PAC12 |
| Sun., Dec. 17 | Loyola Marymount at WASHINGTON | 3 p.m. | PAC12 | Sat., Jan. 20 | UCLA at OREGON | 7 p.m. | ESPN |
| Sun., Dec. 17 | UC Santa Barbara at USC | 5 p.m. | PAC12 | Sat., Jan. 20 | ARIZONA STATE at CALIFORNIA | 7:30 p.m. | PAC12 |
| Mon., Dec. 18 | North Dakota State at ARIZONA | 6 p.m. | PAC12 | Sun., Jan. 21 | WASHINGTON STATE at UTAH | 5 p.m. | ESPNU |
| Tues., Dec. 19 | Longwood at ARIZONA STATE | 6 p.m. | PAC12AZ | Wed., Jan. 24 | STANFORD at USC | 6 p.m. | ESPNU |
| Tues., Dec. 19 | South Dakota at UCLA | 6 p.m. | PAC12 | Thurs., Jan. 25 | COLORADO at ARIZONA | 5:30 p.m. | FS1 |
| Tues., Dec. 19 | CALIFORNIA at Seattle U | 7 p.m. | TBD | Thurs., Jan. 25 | UTAH at ARIZONA STATE | 6:30 p.m. | PAC12 |
| Tues., Dec. 19 | Bethune-Cookman at WASHINGTON | 7 p.m. | PAC12WA | Thurs., Jan. 25 | CALIFORNIA at UCLA | 7:30 p.m. | FS1 |
| Tues., Dec. 19 | Princeton at USC (20) | 8 p.m. | PAC12 | Sat., Jan. 27 | UTAH at ARIZONA | 2:30 p.m. | FOX |
| Wed., Dec. 20 | Northwestern State at UTAH | 6 p.m. | PAC12 | Sat., Jan. 27 | COLORADO at ARIZONA STATE | 5 p.m. | ESPNU |
| Wed., Dec. 20 | Central Arkansas at OREGON | 8 p.m. | PAC12 | Sat., Jan. 27 | OREGON STATE at OREGON | 5 p.m. | PAC12 |
| Wed., Dec. 20 | Kansas State vs. WASHINGTON STATE (21) | 8 p.m. | ESPNU | Sat., Jan. 27 | STANFORD at UCLA | 7:30 p.m. | PAC12 |
| Thurs., Dec. 21 | OREGON STATE at Kent State | TBD | TBD | Sun., Jan. 28 | CALIFORNIA at USC | 1 p.m. | PAC12 |
| Thurs., Dec. 21 | Connecticut at ARIZONA | 6 p.m. | ESPN2 | Sun., Jan. 28 | WASHINGTON STATE at WASHINGTON | 5 p.m. | ESPNU |
| Thurs., Dec. 21 | Portland State at CALIFORNIA | 8 p.m. | PAC12 | Wed., Jan. 31 | ARIZONA at WASHINGTON STATE | 7 p.m. | PAC12 |
| Thurs., Dec. 21 | Kansas vs. STANFORD (22) | 8 p.m. | ESPN2 | Thurs., Feb. 1 | OREGON at CALIFORNIA | 6 p.m. | PAC12 |
| Fri., Dec. 22 | Pacific at ARIZONA STATE | 12 p.m. | PAC12 | Thurs., Feb. 1 | ARIZONA STATE at WASHINGTON | 8 p.m. | PAC12 |
| Fri., Dec. 22 | Akron vs. USC (23) | 4:30 p.m. | ESPNU | Thurs., Feb. 1 | OREGON STATE at STANFORD | 8 p.m. | FS1 |
| Fri., Dec. 22 | COLORADO vs. Iowa (24) | 6 p.m. | BTN | Fri., Feb. 2 | UTAH at COLORADO | 6 p.m. | FS1 |
| Fri., Dec. 22 | Bethune-Cookman at WASHINGTON STATE | 6 p.m. | PAC12 | Sat., Feb. 3 | OREGON at STANFORD | 2 p.m. | FOX |
| Fri., Dec. 22 | Montana at WASHINGTON | 8 p.m. | PAC12 | Sat., Feb. 3 | USC at UCLA | 3/5:15 p.m. | ESPN/2 |
| Sat., Dec. 23 | Kentucky vs. UCLA (25) | 1 p.m. | CBS | Sat., Feb. 3 | OREGON STATE at CALIFORNIA | 5 p.m. | PAC12 |
| Sat., Dec. 23 | Middle Tennessee/Princeton vs. USC (23) | 1:30/4 p.m. | ESPN2/3 | Sat., Feb. 3 | ARIZONA at WASHINGTON | 7:30 p.m. | PAC12 |
| Mon., Dec. 25 | TBD vs. USC (23) | TBD | ESPN2/U | Sun., Feb. 4 | ARIZONA STATE at WASHINGTON STATE | 1 p.m. | ESPNU |
| Fri., Dec. 29 | UTAH at OREGON | 7 p.m. | FS1 | Wed., Feb. 7 | CALIFORNIA at COLORADO | 8 p.m. | ESPNU |
| Fri., Dec. 29 | WASHINGTON at USC | 7:30 p.m. | PAC12 | Thurs., Feb. 8 | STANFORD at UTAH | 5 p.m. | FS1 |
| Fri., Dec. 29 | COLORADO at OREGON STATE | 8 p.m. | ESPNU | Thurs., Feb. 8 | UCLA at ARIZONA | 7 p.m. | ESPN |
| Fri., Dec. 29 | WASHINGTON STATE at UCLA | 8 p.m. | ESPN2 | Thurs., Feb. 8 | WASHINGTON STATE at OREGON | 7 p.m. | FS1 |
| Sat., Dec. 30 | ARIZONA STATE at ARIZONA | 6 p.m. | PAC12 | Thurs., Feb. 8 | WASHINGTON STATE at OREGON STATE | 7:30 p.m. | PAC12 |
| Sat., Dec. 30 | CALIFORNIA at STANFORD | 7 p.m. | FS1 | Thurs., Feb. 8 | USC at ARIZONA STATE | 8 p.m. | ESPN2 |
| Sun., Dec. 31 | UTAH at OREGON STATE | 3 p.m. | PAC12 | Sat., Feb. 10 | UCLA at ARIZONA STATE | 4 p.m. | PAC12 |
| Sun., Dec. 31 | WASHINGTON at UCLA | 5 p.m. | PAC12 | Sat., Feb. 10 | CALIFORNIA at UTAH | 6:30 p.m. | PAC12 |
| Sun., Dec. 31 | WASHINGTON STATE at USC | 6 p.m. | ESPN2 | Sat., Feb. 10 | USC at ARIZONA | 7:15 p.m. | ESPN/2 |
| Sun., Dec. 31 | COLORADO at OREGON | 7 p.m. | PAC12 | Sat., Feb. 10 | WASHINGTON STATE at OREGON STATE | 7 p.m. | ESPNU |
| Thurs., Jan. 4 | ARIZONA STATE at COLORADO | 5:30 p.m. | PAC12 | Sun., Feb. 11 | STANFORD at COLORADO | 1 p.m. | PAC12 |
| Thurs., Jan. 4 | ARIZONA at UTAH | 6 p.m. | ESPN/2 | Sun., Feb. 11 | WASHINGTON STATE at OREGON | 5 p.m. | ESPNU |
| Thurs., Jan. 4 | UCLA at STANFORD | 7 p.m. | FS1 | Thurs., Feb. 15 | ARIZONA at ARIZONA STATE | 6 p.m. | ESPN/2 |
| Thurs., Jan. 4 | USC at CALIFORNIA | 7:30 p.m. | PAC12 | Thurs., Feb. 15 | OREGON at USC | 6 p.m. | ESPN/2 |
| Fri., Jan. 5 | OREGON at OREGON STATE | 7 p.m. | FS1 | Thurs., Feb. 15 | UTAH at WASHINGTON | 6 p.m. | PAC12 |
| Sat., Jan. 6 | ARIZONA at COLORADO | 11 a.m. | PAC12 | Thurs., Feb. 15 | COLORADO at WASHINGTON STATE | 8 p.m. | PAC12 |
| Sat., Jan. 6 | WASHINGTON at WASHINGTON STATE | 1 p.m. | PAC12 | Thurs., Feb. 15 | OREGON STATE at UCLA | 8 p.m. | FS1 |
| Sat., Jan. 6 | UCLA at CALIFORNIA | 3:30 p.m. | PAC12 | Sat., Feb. 17 | COLORADO at WASHINGTON | 5 p.m. | PAC12 |
| Sun., Jan. 7 | ARIZONA STATE at UTAH | 5 p.m. | ESPNU | Sat., Feb. 17 | OREGON at UCLA | 7:15 p.m. | ESPN/2 |
| Sun., Jan. 7 | USC at STANFORD | 7 p.m. | FS1 | Sat., Feb. 17 | UTAH at WASHINGTON STATE | 7 p.m. | ESPN/2 |
| Wed., Jan. 10 | COLORADO at USC | 7 p.m. | FS1 | Sat., Feb. 17 | OREGON STATE at USC | 8 p.m. | FS1 |
| Thurs., Jan. 11 | OREGON STATE at ARIZONA | 6 p.m. | PAC12 | Sun., Feb. 18 | STANFORD at CALIFORNIA | 5 p.m. | ESPNU |
| Thurs., Jan. 11 | STANFORD at WASHINGTON STATE | 6 p.m. | ESPNU | Wed., Feb. 21 | USC at COLORADO | 7:30 p.m. | FS1 |
| Thurs., Jan. 11 | OREGON at ARIZONA STATE | 7 p.m. | FS1 | Thurs., Feb. 22 | ARIZONA at OREGON STATE | 6 p.m. | FS1 |
| Thurs., Jan. 11 | UTAH at UCLA | 8 p.m. | ESPN/2 | Thurs., Feb. 22 | UCLA at UTAH | 6 p.m. | ESPN/2 |
| Thurs., Jan. 11 | CALIFORNIA at WASHINGTON | 8 p.m. | PAC12 | Thurs., Feb. 22 | WASHINGTON STATE at STANFORD | 6 p.m. | PAC12 |
| Sat., Jan. 13 | OREGON at ARIZONA | 11 a.m. | ESPN/2 | Thurs., Feb. 22 | WASHINGTON STATE at CALIFORNIA | 8 p.m. | PAC12 |
| Sat., Jan. 13 | CALIFORNIA at WASHINGTON STATE | 1 p.m. | PAC12 | Thurs., Feb. 22 | ARIZONA STATE at OREGON | 8:30 p.m. | FS1 |
| Sat., Jan. 13 | OREGON STATE at ARIZONA STATE | 3 p.m. | PAC12 | Sat., Feb. 24 | USC at UTAH | 11:30 a.m. | PAC12 |
| Sat., Jan. 13 | STANFORD at WASHINGTON | 5 p.m. | PAC12 | Sat., Feb. 24 | WASHINGTON STATE at CALIFORNIA | 1:30 p.m. | PAC12 |
| Sat., Jan. 13 | COLORADO at UCLA | 7:30 p.m. | PAC12 | Sat., Feb. 24 | WASHINGTON STATE at STANFORD | 4 p.m. | PAC12 |
| Sun., Jan. 14 | UTAH at USC | 5 p.m. | ESPNU | Sat., Feb. 24 | ARIZONA STATE at OREGON STATE | 5 p.m. | ESPNU |
| | | | | Sat., Feb. 24 | ARIZONA at OREGON | 7/7:15 p.m. | ESPN/2 |

| | | | |
|-----------------|---|-------------|--------------|
| Sun., Feb. 25 | UCLA at COLORADO | 1 p.m. | ESPNU |
| Thurs., March 1 | CALIFORNIA at ARIZONA STATE | 6 p.m. | ESPNU |
| Thurs., March 1 | OREGON at WASHINGTON STATE | 6 p.m. | ESPN |
| Thurs., March 1 | STANFORD at ARIZONA | 7 p.m. | FS1 |
| Thurs., March 1 | OREGON STATE at WASHINGTON | 8 p.m. | ESPN2 |
| Sat., March 3 | CALIFORNIA at ARIZONA | 12/2/4 p.m. | PAC12AZ & BA |
| Sat., March 3 | OREGON at WASHINGTON | 12/2/4 p.m. | PAC12WA & OR |
| Sat., March 3 | OREGON STATE at WASHINGTON STATE | 12/2/4 p.m. | PAC12WA & OR |
| Sat., March 3 | STANFORD at ARIZONA STATE | 12/2/4 p.m. | PAC12AZ & BA |
| Sat., March 3 | COLORADO at UTAH | 4 p.m. | PAC12MT |
| Sat., March 3 | UCLA at USC | 7:15 p.m. | ESPN |
| Mar. 7-10 | 2018 Pac-12 Men's Basketball Tournament - T-Mobile Arena, Las Vegas, Nev. | | |
| Wed., Mar. 7 | Pac-12 Tournament – First Round | 12 p.m. | PAC12 |
| | Pac-12 Tournament – First Round | 2:30 p.m. | PAC12 |
| | Pac-12 Tournament – First Round | 6 p.m. | PAC12 |
| | Pac-12 Tournament – First Round | 8:30 p.m. | PAC12 |
| Thur., Mar. 8 | Pac-12 Tournament – Quarterfinals | 12 p.m. | PAC12 |
| | Pac-12 Tournament – Quarterfinals | 2:30 p.m. | PAC12 |
| | Pac-12 Tournament – Quarterfinals | 6 p.m. | PAC12 |
| | Pac-12 Tournament – Quarterfinals | 8:30 p.m. | FS1 |
| Fri., Mar. 9 | Pac-12 Tournament – Semifinals | 6 p.m. | PAC12 |
| | Pac-12 Tournament – Semifinals | 8:30 p.m. | FS1 |
| Sat., Mar. 10 | Pac-12 Tournament – Championship | 7 p.m. | FS1 |

IN-SEASON TOURNAMENT AND NEUTRAL SITES

- (1) MGM Grand Main Event, Campus Games
- (2) 2017 Pac-12 China Game, Shanghai, China
- (3) Hall of Fame Classic, Campus Games
- (4) 2K Sports Classic, New York, N.Y. (Madison Square Garden)
- (5) Paradise Jam, Lynchburg, Va. (Vines Center)
- (6) Continental Tire Invitational, Campus Games
- (7) Maui Jim Maui Invitational, Lahaina, Hawaii (Lahaina Civic Center)
- (8) Hall of Fame Classic, Kansas City, Mo. (Sprint Center)
- (9) MGM Grand Main Event, Las Vegas, Nev. (MGM Grand Garden Arena)
- (10) Battle 4 Atlantis, Paradise Island, Bahamas (Imperial Arena)
- (11) AdvoCare Invitational, Orlando, Fla. (HP Field House)
- (12) The Wooden Legacy, Fullerton, Calif. (Titan Gym)
- (13) Continental Tire Las Vegas Invitational, Las Vegas, Nev. (Orleans Arena)
- (14) PK80-Phil Knight Invitational, Portland, Ore. (Moda Center & Veterans Memorial Coliseum)
- (15) Phoenix, Ariz. (Talking Stick Resort Arena)
- (16) Kansas City, Mo. (Sprint Center)
- (17) HoopHall LA, Los Angeles, Calif. (Staples Center)
- (18) Salt Lake City, Utah (Vivint Smart Home Arena)
- (19) Portland, Ore. (Moda Center)
- (20) Diamond Head Classic, Campus Game
- (21) Spokane, Wash. (Spokane Arena)
- (22) Sacramento, Calif. (Golden 1 Center)
- (23) Diamond Head Classic, Honolulu, Hawaii (Stan Sheriff Center)
- (24) Sioux Falls, S.D. (Sanford Pentagon)
- (25) CBS Sports Classic, New Orleans, La.

All times listed are Pacific Time Zone.



NETWORK



2018 NCAA TOURNAMENT

FIRST FOUR

Tuesday, March 13 & Wednesday, March 14:

Dayton Arena, Dayton, Ohio
(University of Dayton, host)

FIRST & SECOND ROUNDS

Thursday, March 15 & Saturday, March 17:

PPG Paints Arena, Pittsburgh, Pa.
(Duquesne, host)

Intrust Bank Arena, Wichita, Kan.
(Wichita State/Missouri Valley Conference, hosts)

American Airlines Center, Dallas, Texas
(Big 12 Conference, host)

Taco Bell Arena, Boise, Idaho
(Boise State, host)

Friday, March 16 & Sunday, March 18:

Spectrum Center, Charlotte, N.C.
(Charlotte, host)

Little Caesars Arena, Detroit, Mich.
(Detroit Mercy, host)

Bridgestone Arena, Nashville, Tenn.
(Ohio Valley Conference, host)

Viejas Arena, San Diego, Calif.
(San Diego State, host)

REGIONALS

Thursday, March 22 & Saturday, March 24:

Staples Center, Los Angeles, Calif.
(Pepperdine, host)

Philips Arena, Atlanta, Ga.
(Georgia Tech, host)

Friday, March 23 & Sunday, March 25:

TD Garden, Boston, Mass.
(Boston College, host)

CenturyLink Center Omaha, Omaha, Neb.
(Creighton, hosts)

FINAL FOUR

Saturday, March 31 and Monday, April 2:

Alamodome, San Antonio, Texas
(UTSA, host)

Information: www.ncaasports.com

Future Final Four Sites

2019 U.S. Bank Stadium, Minneapolis (April 6/8)

2020 Mercedes-Benz Stadium, Atlanta (April 4/6)

2021 Lucas Oil Stadium, Indianapolis (April 3/5)

2022 Mercedes-Benz Superdome, New Orleans (April 2/4)

With 16 NCAA Championships (by six different schools) under its belt, it's easy to see why Pac-12 Basketball has as rich and as storied a tradition of hoop excellence as any Conference – if not more so.

Some of the best ever to play the game have passed through this league – Jason Kidd, Gary Payton, Kareem Abdul-Jabbar (Lew Alcindor), Bill Walton, Hank Luisetti, Sidney Wicks, Bob Houbregs, Jack Gardner. The same is true on the coaching side – John Wooden, Slats Gill, Ralph Miller, Pete Newell, Marv Harshman, Everett Dean, Lute Olson and Mike Montgomery.

The “Conference of Champions” has claimed a 16 NCAA Tournament titles, 39 NCAA Final Four Appearances, 93 consensus All-Americans, 17 National Players of the Year, 27 Naismith Memorial Basketball Hall of Fame members . . . well, you get the picture.

Pac-12 Basketball began more than 100 years ago with the formation of the Pacific Coast Conference. California won the first title in 1916 with a 5-3 record, ahead of competitors Oregon State (5-3) and Washington (2-6). That season also produced the league's first All-American, Ade Sieberts of Oregon State. Six teams competed the following year, and Washington State's 8-1 mark stood above the others.

With the expansion of the PCC to eight teams in 1922, the league was split into north and south divisions, with the divisional champions meeting in a playoff. Idaho defeated California in the first playoff and produced the Conference's fifth All-American in eight seasons in Al Fox.

The NCAA Tournament became a reality with the 1939 season, and a Pac-12 (PCC) team was the first to win it, as Oregon defeated Texas, Oklahoma and Ohio State en route to the title in Evanston, Ill. USC was in the Final Four the next year, while Washington State advanced to the title game in 1941, but fell to Wisconsin by five, 39-34. Stanford claimed the NCAA crown the following year with a 53-38 win over Dartmouth. Utah, which joined the Pac-12 in 2011, captured the 1944 NCAA title with a 42-40 overtime victory over Dartmouth.



Arizona State's James Harden is one of four former Pac-12 players to play for Team USA in the 2012 London Olympics.

Pete Newell's California Golden Bears won the 1959 NCAA title with a win over West Virginia, and were runners-up to Ohio State the following season.

Then came UCLA and its unlikely-to-ever-be-duplicated feat of seven consecutive NCAA Championships (11 overall), which was engineered by the great John Wooden – “The Wizard of Westwood.” The Bruins actually won a pair of titles in 1964 and '65, then began their streak in 1967 (Alcindor's first season). A loss to North Carolina State in the 1974 Finals ended the streak, but UCLA came back the following season to defeat Kentucky for its 10th title in 12 years.

After UCLA captured the school's 11th title in 1995 with a victory over Arkansas, the Arizona Wildcats became the sixth Pac-12 team to capture the league's 16th men's basketball championship in 1997. The Wildcats became the first team in the history of the tournament to defeat three number one seeds (Kansas, North Carolina and Kentucky) en route to the title.

In recent years, the Pac-12 has enjoyed a large amount of success - as evidenced by NCAA "Sweet 16" appearances in 27 of the past 30 seasons, at least half its teams in postseason play in 27 of the last 30 seasons, 14 national and freshman players of the year in the last 29 seasons and a couple of NIT pre- and postseason titles, just to name a few of the accolades – giving the Pac-12 the right to proudly be referred to as “The Conference of Champions.”



UCLA's Lew Alcindor (Kareem Abdul-Jabbar) and Bill Walton flank John Wooden - arguably two of the greatest college players and coach ever.



Oregon State's Gary Payton was one of college basketball's most dominant players in the late-1980's. He was inducted into the Basketball Hall of Fame in 2013.

THIS IS PAC-12 BASKETBALL ...

- **16 NCAA titles - second-most of any conference, trailing only the ACC's 17.**
- **Over the last five NBA Drafts (2013-17), the Pac-12 has produced 42 picks overall and 23 first-round selections, totals that are second only to the ACC (52, 30). The totals include a Conference record and national-best 14 selections in the 2017 NBA Draft, highlighted by the No. 1 and No. 2 selections coming from the same league for only the fourth time in NBA history.**
- **Pac-12 members were well represented during the 2017 NBA Finals as eight alumni and former players were on the rosters of the Cleveland Cavaliers and champion Golden State Warriors ... The Pac-12 had 56 former players on NBA opening day rosters last season.**





▶ USC's Jordan McLaughlin is the returning Pac-12 career leader with 458 assists and 141 steals entering the 2017-18 season. He's also second among league returners with 1,188 points and third with 131 three pointers.

▶ California's Kingsley Okoroh enters his senior season with 135 career blocks, the most of any returning Pac-12 player.



▶ USC's Elijah Stewart is the Pac-12's returning career leader in three pointers.



WILDCAT FACTS

Location: Tucson, AZ 85721
Founded/Enrollment: 1885/43,625
Colors: Cardinal & Navy
 (Pantone® 200/281)
Joined Pac-12: 1978-79
All-time record: 1,769-923 (112 seasons)
President: Dr. Robert C. Robbins
Faculty Rep: Jory Hancock
Athletic Director: Dave Heeke
SWA: Erika Barnes

Head Coach: Sean Miller (Pittsburgh, '92)
Career Record: 340-113 (13 years)
Arizona Record: 220-66 (8 years)
Pac-12 Record: 107-37 (8 years)
Office: (520) 621-2430
Fax: (520) 621-2202

Associate Head Coach: Lorenzo Romar
Assistant Coaches: Emanuel Richardson,
 Mark Phelps

Basketball SID: Matt Ensor
E-mail: mensor@email.arizona.edu
Office: (520) 621-0916
Cell: (541) 513-6627

Local Radio: KCUB (1290 AM)

Home Court: McKale Center
 (14,655/1973)
Record in McKale: 576-104 (45 years)
Press Row Phone: (520) 621-4334
Press Will-Call: Northeast entrance
Press Row Location: Courtside across
 from benches, baselines, Section 24

RECORD HOLDERS

POINTS

Career: 2555 – Sean Elliott, 1986-89
Season: 848 – Khalid Reeves, 1994
Game: 46 – Ernie McCray vs. CSLA,
 2/6/60

THREE-POINT FIELD GOALS

Career: 342 – Salim Stoudamire, 2002-05
Season: 120 – Salim Stoudamire, 2005
Game: 9 – Salim Stoudamire vs. Oregon
 State, 2/20/05
 Gabe York vs. Stanford, 3/5/16

REBOUNDS

Career: 1190 – Al Fleming, 1973-76
Season: 375 – Jordan Hill, 2009
Game: 26 – Bill Reeves vs. UCSB,
 2/1/56
 Joe Skaisgir vs. CSLA, 1/31/62

ASSISTS

Career: 810 – Russell Brown, 1978-81
Season: 247 – Russell Brown, 1979
Game: 19 – Russell Brown vs. Grand
 Canyon, 12/8/79

STEALS

Career: 245 – Jason Terry, 1996-99
Season: 85 – Jason Terry, 1997
Game: 9 – Bennett Davison vs. Stanford,
 2/28/98

BLOCKED SHOTS

Career: 278 – Anthony Cook, 1986-89
Season: 102 – Loren Woods, 2000
Game: 14 – Loren Woods vs. Oregon,
 2/3/00

ARIZONA NUMERICAL ROSTER

| No. | Name | Pos. | Ht. | Wt. | Yr. | Exp. | Hometown/Last School |
|-----|---------------------------|------|------|-----|-------|------|--|
| 0 | Parker Jackson-Cartwright | G | 5-11 | 170 | Sr. | 3L | Los Angeles, Calif./Sierra Canyon HS |
| 1 | Rawle Alkins | G | 6-5 | 220 | So. | 1L | Brooklyn, NY/Word of God Academy |
| 3 | Dylan Smith* | G | 6-5 | 170 | R-So. | TR | Mobile, Ala./UNC Asheville |
| 4 | Chase Jeter# | F/C | 6-10 | 230 | Jr. | TR | Las Vegas, Nev./Bishop Gorman/Duke |
| 5 | Brandon Randolph | G | 6-6 | 175 | Fr. | HS | Yonkers, N.Y./Westtown School (Pa.) |
| 11 | Ira Lee | F | 6-7 | 235 | Fr. | HS | Los Angeles, Calif./Crossroads School |
| 13 | Deandre Ayton | F | 7-1 | 250 | Fr. | HS | Nassau, Bahamas/Hillcrest Prep Academy (Ariz.) |
| 14 | Dušan Ristić | C | 7-0 | 245 | Sr. | 3L | Novi Sad, Serbia/Sunrise Christian Academy |
| 20 | Talbot Denny* | F | 6-5 | 215 | R-Sr. | TR | Tucson, Ariz./Salpointe Catholic HS/Lipscomb |
| 23 | Alex Barcello | G | 6-2 | 180 | Fr. | HS | Chandler, Ariz./Corona Del Sol HS |
| 24 | Emmanuel Akot | G | 6-7 | 200 | Fr. | HS | Winnipeg, Manitoba/Wasatch Academy (Utah) |
| 25 | Keanu Pinder | F | 6-9 | 220 | Sr. | 1L | Perth, Australia/Sunrise Christian Academy/Hutchinson CC |
| 35 | Allonzo Trier | G | 6-5 | 205 | Jr. | 2L | Seattle, Wash./Findlay Prep (Nev.) |
| 50 | Tyler Trillo^ | G | 5-11 | 170 | R-Jr. | 1L | Southbury, Conn./Terryville HS/Roger Williams University |
| 52 | Kory Jones^ | G | 6-3 | 170 | So. | 1L | Herndon, Va./Westfield HS |
| 54 | Matt Weyand^ | F | 6-5 | 190 | Fr. | HS | Santa Ana, Calif./Mater Dei HS |
| 55 | Jake Desjardins^ | F | 6-6 | 215 | So. | 1L | Henderson, Nev./Coronado HS |

* - Has used redshirt year. Returning starter in **bold**. ^ - Walk-on. # - Will sit the 2017-18 season.



HEAD COACH - SEAN MILLER

- In 13 seasons as a Division I head coach, Sean Miller has yet to suffer through a losing season, making him one of just seven current Division I head coaches with at least 10 years of experience who can make that claim.
- Through his first eight seasons as coach at Arizona, Miller has amassed a record of 107-37 in Pac-12 games, a .743 win percentage that ties for third in Pac-12 history for coaches with 100-or-more victories in the league.
- Has guided a team to the NCAA Tournament in 10 of his 13 years of head coaching, with seven Sweet 16 and four Elite Eight appearances.
- Four-time conference Coach of the Year, including three John Wooden Pac-12 Coach of the Year awards, one of six to win the honor at least three times.

MILLER YEAR-BY-YEAR

| Year | School | ALL | | CONFERENCE | | | POSTSEASON | |
|---------------------------------|---------|-----------------------|----------------------|------------|--------|---------------------|------------|--|
| | | W-L | W-L | Fin. | Conf. | NCAA | Other | |
| 2004-05 | Xavier | 17-12 | 10-6 | T2nd | A-10 | | | |
| 2005-06 | Xavier | 21-11 | 8-8 | T7th | A-10 | 0-1 | | |
| 2006-07 | Xavier | 25-9 | 13-3 | T1st | A-10 | 1-1 | | |
| 2007-09 | Xavier | 30-7 | 14-2 | 1st | A-10 | 3-1 | | |
| 2008-09 | Xavier | 27-8 | 12-4 | 1st | A-10 | 2-1 | | |
| <i>Xavier totals (5 years)</i> | | <i>120-47 (.719)</i> | <i>57-23 (.713)</i> | | | <i>6-4 (.600)</i> | <i>0-0</i> | |
| 2009-10 | Arizona | 16-15 | 10-8 | 4th | Pac-10 | | | |
| 2010-11 | Arizona | 30-8 | 14-4 | 1st | Pac-10 | 3-1 | | |
| 2011-12 | Arizona | 23-12 | 12-6 | 4th | Pac-12 | | 0-1 (NIT) | |
| 2012-13 | Arizona | 27-8 | 12-6 | T2nd | Pac-12 | 2-1 | | |
| 2013-14 | Arizona | 33-5 | 15-3 | 1st | Pac-12 | 3-1 | | |
| 2014-15 | Arizona | 34-4 | 16-2 | 1st# | Pac-12 | 3-1 | | |
| 2015-16 | Arizona | 25-9 | 12-6 | T3rd | Pac-12 | 0-1 | | |
| 2016-17 | Arizona | 32-5 | 16-2 | T1st# | Pac-12 | 2-1 | | |
| <i>Arizona totals (8 years)</i> | | <i>220-66 (.769)</i> | <i>107-37 (.743)</i> | | | <i>13-6 (.684)</i> | <i>0-1</i> | |
| Career totals (13 years) | | 340-113 (.751) | 164-60 (.732) | | | 19-10 (.655) | 0-1 | |

- Pac-12 Tournament Champions

SUN DEVIL FACTS

Location: Tempe, AZ 85287-2505
Founded/Enrollment: 1885/91,322
Colors: Maroon & Gold (Pantone® 208/123)
Joined Pac-12: 1978-79
All-time Record: 1,343-1,207 (105 years)

President: Dr. Michael Crow
Faculty Rep: Dr. Jeffrey Wilson
Athletic Director: Ray Anderson
SWA: Deana Garner-Smith

Head Coach: Bobby Hurley (Duke, '92)
Career Record: 72-55 (4 years)
ASU Record: 30-35 (2 years)
Pac-12 Record: 12-24 (2 years)
Office: (480) 965-9885
Fax: (480) 965-9082

Associate Head Coach: Rashon Burno
Assistant Coaches: Levi Watkins, Anthony Coleman

Basketball SID: Doug Tammaro
E-Mail: tammaro@asu.edu
Office: (480) 965-5799
Cell: (480) 734-7795

Local Radio: KTAR (98.7 FM)

Home Court: Wells Fargo Arena (10,734/1974)

Record in WFA: 425-197 (40 years)
Press Row Phone: (480) 965-7274/4778
Press Will-Call: Ticket office, west side
Press Row Location: Courtside and above opponent bench

RECORD HOLDERS

POINTS

Career: 2044 – Eddie House, 1997-2000
Season: 736 – Eddie House, 2000
Game: 61 – Eddie House vs. Cal, 1/8/00

THREE-POINT FIELD GOALS

Career: 323 – Stevin Smith, 1991-94
Season: 113 – Stevin Smith, 1993
Game: 10 – Twice. Last, Stevin Smith vs. Oregon State, 1/27/94

REBOUNDS

Career: 1022 – Tony Cerkenik, 1960-63
Season: 415 – Tony Cerkenik, 1961
Game: 27 – Mark Landsberger vs. San Diego State, 12/3/76

ASSISTS

Career: 551 – Derek Glasser, 2007-10
Season: 294 – Ahlon Lewis, 1998
Game: 16 – Ahlon Lewis vs. Northern Arizona, 12/23/97

STEALS

Career: 258 – Eddie House, 1997-2000
Season: 76 – Lafayette Lever, 1982
Game: 8 – Four times. Last, Stevin Smith vs. Alaska-Anchorage, 1/2/93

BLOCKED SHOTS

Career: 314 – Jordan Bachynski, 2011-14
Season: 133 – Jordan Bachynski, 2013
Game: 12 – Jordan Bachynski vs. Cal State Northridge, 12/8/12

ARIZONA STATE NUMERICAL ROSTER

| No. | Name | Pos. | Ht. | Wt. | Yr. | Exp. | Hometown/Last School |
|-----|-------------------------|------|------|-----|-------|------|--|
| 0 | Tra Holder | G | 6-1 | 180 | Sr. | 3L | Los Angeles, Calif./Brentwood School |
| 1 | Remy Martin | G | 6-0 | 170 | Fr. | HS | Chatsworth, Calif./Sierra Canyon HS |
| 2 | Rob Edwards# | G | 6-4 | 200 | R-So. | TR | Detroit, Mich./Cass Tech/Cleveland State |
| 3 | Mickey Mitchell | F | 6-7 | 210 | So. | TR | Plano, Texas/West Plano HS/Ohio State |
| 10 | Vitaliy Shibel* | F | 6-9 | 210 | R-Fr. | HS | Ukraine/Lee Academy |
| 11 | Shannon Evans II | G | 6-1 | 172 | Sr. | 1L | Suffolk, Va./Hargrave Academy/Bufalo |
| 14 | Kimani Lawrence | F | 6-7 | 200 | Fr. | HS | Ashburnham, Mass./New Hampton School |
| 15 | Carlton Bragg# | F | 6-9 | 220 | R-So. | TR | Cleveland, Ohio/Villa Angela-St. Joseph HS/Kansas |
| 22 | Austin Witherill | G | 6-0 | 170 | Sr. | 2L | Gilbert, Ariz./Highland HS |
| 23 | Romello White | F | 6-8 | 220 | R-Fr. | HS | Suwannee, Ga./Wheeler HS |
| 24 | Jordan Salzman | G | 5-10 | 175 | Fr. | HS | Locust Valley, N.Y./Locust Valley HS |
| 25 | Grant Fogerty | G | 5-11 | 165 | So. | 1L | Scottsdale, Ariz./Desert Mountain HS |
| 31 | Zylan Cheatham# | F | 6-8 | 210 | R-So. | TR | Phoenix, Ariz./South Mountain CC/San Diego State |
| 33 | Ramon Vila | F | 6-8 | 230 | So. | 1L | Barcelona, Spain/FC Barcelona |
| 35 | De'Quon Lake | F | 6-10 | 225 | Jr. | TR | Charlotte Amalie, St. Thomas, U.S.V.I./Iowa Western CC |
| 41 | Imran Takhar | G | 6-4 | 200 | Fr. | HS | Orange, Calif./Villa Park HS |
| 44 | Kodi Justice | G | 6-5 | 190 | Sr. | 3L | Mesa, Ariz./Dobson HS |

* - Has used redshirt year. ^ - Walk-on. Returning starter in **bold**. # - Will sit the 2017-18 season.



HEAD COACH - BOBBY HURLEY

- Named the 14th head men's basketball coach in Sun Devil history on April 9, 2015.
- Arrived at ASU after coaching Buffalo for two years. He led the Bulls to a school-record matching 23 wins in 2014-15, their first Mid-American Conference title and a trip to the NCAA Tournament.
- Coached MAC Players of the Year in 2013-14 and 2014-15.
- In 2013-14 Hurley was named a finalist for the Joe B. Hall Award, which is given to the nation's top first-year head coach.
- An NCAA Champion with Duke in 1991 and 1992. He was named the 1992 NCAA Final Four Most Outstanding Player.

| Year | School | ALL | | CONFERENCE | | POSTSEASON | |
|---------------------------------------|---------------|---------------------|---------------------|------------|--------|-------------------|-------|
| | | W-L | W-L | Fin. | Conf. | NCAA | Other |
| 2013-14 | Buffalo | 19-10 | 13-5 | 1st | MAC | | |
| 2014-15 | Buffalo | 23-10 | 12-6 | T-1st | MAC | 0-1 | |
| <i>Buffalo totals (2 years)</i> | | <i>42-20 (.677)</i> | <i>25-11 (.694)</i> | | | <i>0-1 (.000)</i> | |
| 2015-16 | Arizona State | 15-17 | 5-13 | 11th | Pac-12 | | |
| 2016-17 | Arizona State | 15-18 | 7-11 | 8th | Pac-12 | | |
| <i>Arizona State totals (2 years)</i> | | <i>30-35 (.462)</i> | <i>12-24 (.333)</i> | | | <i>0-0 (.000)</i> | |
| Career totals (4 years) | | 72-55 (.567) | 37-35 (.514) | | | 0-1 (.000) | |

GOLDEN BEAR FACTS

Location: Berkeley, CA 94720
Founded/Enrollment: 1868/40,173
Colors: Blue & Gold (Pantone® 282/123)
Joined Pac-12: 1915-16
All-time Record: 1,572-1,161 (108 years)

Chancellor: Carol T. Christ
Faculty Rep: Bob Jacobsen
Director of Athletics: Michael Williams
SWA: Jenny Simon-O'Neill

Head Coach: Wyking Jones (Loyola Marymount '95)

Career Record: 0-0
California Record: 0-0
Pac-12 Record: 0-0
Office: (510) 642-0361
Fax: (510) 642-6807

Associate Head Coach: Tim O'Toole
Assistant Coaches: Chris Walker, Theo Robertson

Basketball SID: Mara Rudolph
E-Mail: marar@berkeley.edu
Office: 510-643-5846
Cell: 510-384-6574

Local Radio: KGO (810 AM)

Home Court: Haas Pavilion (11,858/1999)
Record in Haas Pavilion/Harmon Gym: 759-353 (77 years)
Press Row Phone: (510) 642-3098
Press Will-Call: East entrance
Press Row Locations: East side of court

RECORD HOLDERS

POINTS

Career: 1835 – Jerome Randle, 2007-10
Season: 729 – Lamond Murray, 1994
Game: 48 – Ed Gray vs. Wash. St., 2/22/97

THREE-POINT FIELD GOALS

Career: 252 – Jerome Randle, 2007-10
Season: 92 – Jerome Randle 2010
Game: 9 – Joe Shipp vs. Fresno State, 12/11/01

REBOUNDS

Career: 1019 – Bob McKeen, 1952-55
Season: 382 – Ansley Truitt, 1972
Game: 27 – Bob Presley vs. St. Mary's, 12/6/67

ASSISTS

Career: 546 – Keith Smith, 1987-90
Season: 272 – Jason Kidd, 1994
Game: 18 – Jason Kidd vs. Stanford, 1/20/94

STEALS

Career: 204 – Jason Kidd, 1993-94
Season: 110 – Jason Kidd, 1993
Game: 8 – Jason Kidd vs. Washington, 1/28/93; A.J. Diggs vs. Cleveland State, 11/30/02

BLOCKED SHOTS

Career: 206 – Michael Stewart, 1994-97
Season: 74 – Kingsley Okoroh, 2017
Game: 7 – Three times. Last, Michael Stewart vs. Stanford, 1/19/95

CALIFORNIA NUMERICAL ROSTER

| No. | Name | Pos. | Ht. | Wt. | Yr. | Exp. | Hometown/Last School |
|-----|------------------------|------|------|-----|-------|------|---|
| 0 | Jacob Orender | G | 6-0 | 175 | Jr. | TR | Jacksonville, Fla./Fletcher HS/Lafayette |
| 1 | Darius McNeill | G | 6-3 | 175 | Fr. | HS | Houston, Texas/Westfield HS |
| 2 | Juhwan Harris-Dyson | G | 6-5 | 198 | Fr. | HS | Northridge, Calif./Heritage Christian HS |
| 3 | Paris Austin# | G | 6-0 | 185 | R-Jr. | TR | Oakland, Calif./Bishop O'Dowd/Boise State |
| 10 | Justice Sueing | F | 6-7 | 209 | Fr. | HS | Honolulu, Hawaii/Mater Dai HS (Calif.) |
| 12 | Austin McCullough | G | 6-4 | 197 | Fr. | HS | Birmingham, Ala./Portage Central HS (Mich.) |
| 13 | Jules Erving | F | 6-6 | 185 | Fr. | HS | Atlanta, Ga./Holy Innocents Episcopal |
| 14 | Don Coleman | G | 6-3 | 193 | Jr. | 1L | Augusta, Ga./Butler HS/Lawson State CC |
| 15 | Roman Davis* | F | 6-7 | 204 | So. | HS | Carson, Calif./Windward HS |
| 20 | Derek King | G | 6-3 | 198 | Sr. | 1L | Shanghai, China/Santa Teresa HS (Calif.)/Foothill College |
| 21 | Nick Hamilton* | G | 6-3 | 201 | Sr. | 2L | Inglewood, Calif./Westchester HS |
| 22 | Kingsley Okoroh | C | 7-1 | 267 | Sr. | 3L | Derby, England/Westwind Prep |
| 24 | Marcus Lee* | F | 6-11 | 225 | Sr. | TR | Antioch, Calif./Deer Valley HS/Kentucky |
| 25 | Deschon Winston | G | 6-2 | 175 | Fr. | HS | Woodland Hills, Calif./Birmingham HS |
| 34 | Grant Anticevich | F | 6-8 | 217 | Fr. | HS | Sydney, Australia/Newington College |
| 42 | Cole Welle | F | 6-8 | 230 | Sr. | 3L | Aptos, Calif./Aptos HS |

* - Has used redshirt year. ^ - Walk-on. Returning starter in **bold**. # - Transfer and will sit the 2017-18 season.



HEAD COACH - WYKING JONES

- Named California head coach on March 24, 2017 after serving as assistant coach for two seasons under Cuonzo Martin. Helped the Golden Bears to a pair of postseason appearances and 44 victories.
- Spent eight total seasons as a full-time assistant coach, helping his teams compile a 219-72 combined record with six NCAA Tournament appearances.
- During four seasons as an assistant at Louisville (2012-15), the Cardinals compiled a 123-30 record, reached two Final Fours and captured the 2013 NCAA title.
- Played four seasons at LMU from 1991-95, scoring 1,076 points and collecting 493 rebounds. A two-time All-West Coast Conference selection, highlighted by a 19.7 ppg average as a junior.

JONES YEAR-BY-YEAR

| Year | School |
|----------------------------|--------|
| First season as head coach | |
| <i>California totals</i> | |
| Career totals | |

| ALL W-L | CONFERENCE W-L | POSTSEASON | | | |
|-------------------|-------------------|------------|-------|------|-------|
| | | Fin. | Conf. | NCAA | Other |
| 0-0 (.000) | 0-0 (.000) | | | | |
| 0-0 (.000) | 0-0 (.000) | | | | |

BUFFS FACTS

Location: Boulder, CO 80309
Founded/Enrollment: 1876/32,270
Colors: Silver, Black, Gold
Joined Pac-12: 2011-12
All-time Record: 1,277-1,182 (117 years)

President: Bruce Benson
Chancellor: Phil DiStefano
Faculty Rep: Joe Jupille
Athletic Director: Rick George
SWA: Ceal Barry

Head Coach: Tad Boyle (Kansas '85)
Career Record: 205-161 (11 years)
Colorado Record: 149-95 (7 years)
Pac-12 Record: 64-60 (7 years)
Office: (303) 492-6877
Fax: (303) 492-6607

Assistant Coaches: Mike Rohn, Bill Grier, Kim English

Basketball SID: Troy Andre
E-Mail: troy.andre@colorado.edu
Office: (303) 492-4672
Cell: (303) 903-3654

Local Radio: 850 KOA / 760 KKZN

Home Court: Coors Events Center (11,064/1979)

Record in Coors Events Center: 414-170 (38 years)

Press Row Phone: (303) 492-1552
Press Will-Call: Regent Drive (street level entrance)

Press Row Locations: Off the floor, NW and NE corners

RECORD HOLDERS

POINTS

Career: 2001 – Cory Higgins 2007-11; Richard Roby, 2004-08
Season: 779 – Alec Burks, 2011
Game: 47 – Cliff Meely vs. Oklahoma, 2/13/71

THREE-POINT FIELD GOALS

Career: 257 – Blair Wilson, 2000-04
Season: 87 – Kenny Price, 1999
Game: 9 – Kenny Price vs. Texas, 3/5/99

REBOUNDS

Career: 1054 – Stephane Pelle, 1999-03
Season: 401- André Roberson, 2012
Game: 31 – Burdette Haldorson vs. Oklahoma, 12/29/52

ASSISTS

Career: 562 – Jay Humphries, 1981-84
Season: 194 – Jose Winston, 2001
Game: 15 – Jose Winston vs. Coppin St., 1/2/01

STEALS

Career: 309 – Jay Humphries, 1980-84
Season: 115 – Jay Humphries, 1983
Game: 10 – Jay Humphries vs. Wis.-Milwaukee, 1/15/83

BLOCKED SHOTS

Career: 225 – David Harrison, 2001-04
Season: 106 – David Harrison, 2003
Game: 11 – David Harrison vs. Nebraska, 3/8/03

COLORADO NUMERICAL ROSTER

| No. | Name | Pos. | Ht. | Wt. | Yr. | Exp. | Hometown/Last School |
|-----|--------------------------|------|------|-----|-------|------|---|
| 0 | D'Shawn Schwartz | G/F | 6-7 | 223 | Fr. | HS | Colorado Springs, Colo./Sand Creek HS |
| 1 | Tyler Bey | G/F | 6-7 | 206 | Fr. | HS | Las Vegas, Nev./Middlebrooks Academy (Calif.) |
| 5 | Deleon Brown | G | 6-4 | 165 | So. | 1L | Grand Rapids, Mich./Brewster Academy (N.H.) |
| 10 | Alexander Strating* | F | 6-7 | 215 | R-Fr. | HS | Wassenaar, Netherlands/American School of The Hague |
| 11 | Lazar Nikolic | G | 6-7 | 205 | Fr. | HS | Belgrade, Serbia/Stella Azzura Academy (Italy) |
| 12 | AJ Martinka | G | 6-5 | 195 | Fr. | HS | Stanwood, Wash./Stanwood HS |
| 13 | Namon Wright* | G | 6-5 | 205 | R-Jr. | TR | Los Angeles, Calif./Pacific Hills HS/Missouri |
| 14 | Tory Miller-Stewart | F | 6-9 | 246 | Sr. | 3L | Kansas City, Kan./New Hampton Prep (N.H.) |
| 15 | Dominique Collier | G | 6-2 | 176 | Sr. | 3L | Denver, Colo./Denver East HS |
| 21 | Evan Battley | F | 6-8 | 283 | Fr. | HS | View Park, Calif./Villa Park HS |
| 23 | Lucas Siewert | F | 6-10 | 224 | So. | 1L | Joinville, Santa Catarina, Brazil/Cathedral (Calif.) |
| 24 | George King* | G | 6-6 | 225 | R-Sr. | 3L | Fayetteville, N.C./Brennan HS (Texas) |
| 25 | McKinley Wright IV | G | 6-0 | 185 | Fr. | HS | North Robbinsdale, Minn./Champlin Park HS |
| 33 | Josh Repine | G | 6-3 | 195 | Sr. | 3L | Englewood, Colo./Kent Denver HS/New Hampton Prep (N.H.) |
| 35 | Dallas Walton* | F/C | 7-0 | 230 | R-Fr. | HS | Arvada, Colo./Arvada West |

* - Has used redshirt year. ^ - Walk-on. Returning starter in **bold**.



HEAD COACH - TAD BOYLE

- Has led CU to postseason appearances in each of his seven seasons at the helm, the only head coach in program history with such a streak. Streak includes three consecutive NCAA Tournaments from 2012-14.
- Won the 2012 Pac-12 Tournament for CU's first conference title since 1968-69 (Big 8 Conference). As 18th head coach in program history, Boyle's 149 wins in Boulder are the third-most on the CU all-time list.
- First CU coach to win 20 games in each of his first four years and first CU coach to have five 20+ win seasons, owning five of the nine 20-win seasons in school history.
- Boyle's teams hold a 101-19 mark at Coors Events Center for a home winning percentage of .842.

| BOYLE YEAR-BY-YEAR | | ALL | CONFERENCE | POSTSEASON | | | |
|------------------------------------|-------------------|-----------------------|---------------------|------------|---------|-------------------|-------------------|
| Year | School | W-L | W-L | Fin. | Conf. | NCAA | Other |
| 2006-07 | Northern Colorado | 4-24 | 2-14 | -- | Big Sky | | |
| 2007-08 | Northern Colorado | 13-16 | 6-10 | T7th | Big Sky | | |
| 2008-09 | Northern Colorado | 14-18 | 8-8 | 5th | Big Sky | | |
| 2009-10 | Northern Colorado | 25-8 | 12-4 | 2nd | Big Sky | | |
| <i>Northern Colorado (4 years)</i> | | <i>56-66 (.460)</i> | <i>28-36 (.438)</i> | | | <i>0-0</i> | <i>0-0</i> |
| 2010-11 | Colorado | 24-14 | 8-8 | T5th | Big 12 | | 3-1& (NIT) |
| 2011-12 | Colorado | 24-12 | 11-7 | T5th# | Pac-12 | 1-1 | |
| 2012-13 | Colorado | 21-12 | 10-8 | 5th | Pac-12 | 0-1 | |
| 2013-14 | Colorado | 23-12 | 10-8 | T3rd | Pac-12 | 0-1 | |
| 2014-15 | Colorado | 16-18 | 7-11 | T8th | Pac-12 | | 1-1 (CBI) |
| 2015-16 | Colorado | 22-12 | 10-8 | 5th | Pac-12 | 0-1 | |
| 2016-17 | Colorado | 19-15 | 8-10 | 7th | Pac-12 | | 0-1 (NIT) |
| <i>Colorado totals (7 years)</i> | | <i>149-95 (.611)</i> | <i>64-60 (.516)</i> | | | <i>1-4 (.200)</i> | <i>4-3 (.571)</i> |
| Career totals (11 years) | | 205-161 (.560) | 92-96 (.489) | | | 1-4 (.200) | 4-3 (.571) |

& - NIT Semifinals. # - Pac-12 Tournament Champions

DUCK FACTS

Location: Eugene, OR 97401
Founded/Enrollment: 1876/24,500
Colors: Green & Yellow
 (Pantone® 342 5C/Pantone Yellow C)
Joined Pac-12: 1916-17
All-Time Record: 1,619-1,338 (112 years)

President: Michael Schill
Faculty Rep: Tim Gleason
Athletic Director: Rob Mullens
SWA: Lisa Peterson

Head Coach: Dana Altman
 (Eastern New Mexico '80)
Career Record: 597-313 (28 years)
Oregon Record: 187-70 (7 years)
Pac-12 Record: 85-41 (7 years)
Office: (541) 346-4346
Fax: (541) 346-4482

Assistant Coaches: Kevin McKenna, Mike Mennenga, Tony Stubblefield

Basketball SID: Greg Walker
E-mail: gswalker@uoregon.edu
Office: (541) 346-2252
Cell: (541) 954-8775

Local Radio: KUJZ (95.3 FM)

Home Court: Matthew Knight Arena
 (12,364/2011)

Record in Matthew Knight Arena:
 110-16 (6.5 years)

Press Row Phone: (541) 346-4497
Press Will-Call: Box Office, 13th Ave. side
Press Row Location: Corner seating in arena on east side

RECORD HOLDERS

POINTS

Career: 2085 – Ron Lee, 1973-76
Season: 745 – Terrell Brandon, 1991; Joseph Young, 2015
Game: 43 – Greg Ballard vs. Oral Roberts, 3/9/77

THREE-POINT FIELD GOALS

Career: 345 –Tajuan Porter, 2007-10
Season: 110 – Tajuan Porter, 2007
Game: 10 – Tajuan Porter vs. Portland State, 11/12/06

REBOUNDS

Career: 1114 – Greg Ballard, 1974-77
Season: 465 – Bob Peterson, 1952
Game: 32 – Jim Loscutoff vs. Brigham Young, 1/28/55

ASSISTS

Career: 614 – Kenya Wilkins, 1994-97
Season: 218 – Luke Ridnour, 2003
Game: 17 – Ron Lee vs. Villanova, 12/23/74

STEALS

Career: 213 – Kenya Wilkins, 1994-97
Season: 89 – Malcolm Armstead, 2011
Game: 9 – Kenya Wilkins vs. Boise State, 12/20/96

BLOCKED SHOTS

Career: 235 – Jordan Bell, 2014-17
Season: 110 – Chris Boucher, 2015-16
Game: 9 – Chris Boucher vs. Arkansas State, 11/25/15

OREGON NUMERICAL ROSTER

| No. | Name | Pos. | Ht. | Wt. | Yr. | Exp. | Hometown/Last School |
|-----|-------------------------|------|------|-----|-------|------|--|
| 0 | Troy Brown | F | 6-7 | 215 | Fr. | HS | Las Vegas, Nev./Centennial HS |
| 1 | Kenny Wooten | F | 6-9 | 220 | Fr. | HS | Manteca, Calif./Manteca HS |
| 3 | Payton Pritchard | G | 6-2 | 195 | So. | 1L | West Linn, Ore./West Linn HS |
| 4 | M.J. Cage* | F | 6-10 | 225 | R-Fr. | HS | Santa Ana, Calif./Mater Dei HS |
| 5 | Elijah Brown* | G | 6-4 | 200 | R-Sr. | TR | Orange County, Calif./Mater Dei HS/New Mexico |
| 10 | Victor Bailey Jr. | G | 6-4 | 185 | Fr. | HS | Austin, Texas/McNeil HS |
| 11 | Keith Smith | F | 6-7 | 215 | So. | 1L | Seattle, Wash./Rainier Beach HS |
| 13 | Paul White* | F | 6-9 | 225 | R-Jr. | TR | Chicago, Ill./Whitney Young HS/Georgetown |
| 22 | MiKyle McIntosh* | F | 6-7 | 240 | R-Sr. | TR | Pickering, Ontario/22FT Academy/Illinois State |
| 24 | Abu Kigab | F | 6-6 | 215 | Fr. | HS | St. Catharines, Ontario/Prolific Prep Academy |
| 41 | Roman Sorkin | F | 6-10 | 230 | Sr. | 3L | Ashdod, Israel/Hof HaSharon HS |
| 54 | Will Johnson^ | G | 6-1 | 180 | Fr. | HS | Pacific Palisades, Calif./Palisades HS |

* - Has used redshirt year. ^ - Walk-on. Returning starter in bold.



HEAD COACH - DANA ALTMAN

- The 19th head coach in Oregon history, Altman has won a trio of John R. Wooden Pac-12 Coach of the Year awards in just seven seasons in the league.
- Has guided the Ducks to school-record win totals each of the past two years (31 in 2015-16, 33 in 2016-17), a pair of Pac-12 regular season crowns, the 2016 Pac-12 Tournament title, Oregon's first-ever No. 1 seed in the 2016 NCAA Tournament and a trip to the 2017 NCAA Final Four.
- Has led Oregon to 187 wins in seven seasons, the highest seven-year win total in school history.
- One of six coaches to have active streak of at least 20 consecutive winning seasons along with Jim Boeheim, Mike Krzyzewski, Roy Williams, Bill Self and Tom Izzo.

ALTMAN YEAR-BY-YEAR

| Year | School | ALL W-L | CONFERENCE W-L |
|--------------------------------------|--------------|-----------------------|-----------------------|
| 1989-90 | Marshall | 15-13 | 9-5 |
| <i>Marshall totals (1 year)</i> | | <i>15-13 (.536)</i> | <i>9-5 (.643)</i> |
| 1990-91 | Kansas State | 13-15 | 3-11 |
| 1991-92 | Kansas State | 16-14 | 5-9 |
| 1992-93 | Kansas State | 19-11 | 7-7 |
| 1993-94 | Kansas State | 20-14 | 4-10 |
| <i>Kansas State totals (4 years)</i> | | <i>68-54 (.557)</i> | <i>19-37 (.339)</i> |
| 1994-95 | Creighton | 7-19 | 4-14 |
| 1995-96 | Creighton | 14-15 | 9-9 |
| 1996-97 | Creighton | 15-15 | 10-8 |
| 1997-98 | Creighton | 18-10 | 12-6 |
| 1998-99 | Creighton | 22-9 | 11-7 |
| 1999-00 | Creighton | 23-10 | 11-7 |
| 2000-01 | Creighton | 24-8 | 14-4 |
| 2001-02 | Creighton | 23-9 | 14-4 |
| 2002-03 | Creighton | 29-5 | 15-3 |
| 2003-04 | Creighton | 20-9 | 12-6 |
| 2004-05 | Creighton | 23-11 | 11-7 |
| 2005-06 | Creighton | 20-10 | 12-6 |
| 2006-07 | Creighton | 22-11 | 13-5 |
| 2007-08 | Creighton | 22-11 | 10-8 |
| 2008-09 | Creighton | 27-8 | 14-4 |
| 2009-10 | Creighton | 18-16 | 10-8 |
| <i>Creighton totals (16 years)</i> | | <i>327-176 (.650)</i> | <i>182-106 (.632)</i> |
| 2010-11 | Oregon | 21-18 | 7-11 |
| 2011-12 | Oregon | 24-10 | 13-5 |
| 2012-13 | Oregon | 28-9 | 12-6 |
| 2013-14 | Oregon | 24-10 | 10-8 |
| 2014-15 | Oregon | 26-10 | 13-5 |
| 2015-16 | Oregon | 31-7 | 14-4 |
| 2016-17 | Oregon | 33-6 | 16-2 |
| <i>Oregon totals (7 years)</i> | | <i>187-70 (.728)</i> | <i>85-41 (.675)</i> |
| Career totals (28 years) | | 597-313 (.656) | 327-211 (.608) |

ALL CONFERENCE

| W-L | W-L | Fin. |
|-------|------|-------|
| 15-13 | 9-5 | 2nd |
| 13-15 | 3-11 | 8th |
| 16-14 | 5-9 | T6th |
| 19-11 | 7-7 | T5th |
| 20-14 | 4-10 | T6th |
| 7-19 | 4-14 | 9th |
| 14-15 | 9-9 | T5th |
| 15-15 | 10-8 | 6th |
| 18-10 | 12-6 | 2nd |
| 22-9 | 11-7 | T2nd |
| 23-10 | 11-7 | 4th |
| 24-8 | 14-4 | 1st |
| 23-9 | 14-4 | T1st |
| 29-5 | 15-3 | 2nd |
| 20-9 | 12-6 | T2nd |
| 23-11 | 11-7 | T3rd |
| 20-10 | 12-6 | T2nd |
| 22-11 | 13-5 | 2nd |
| 22-11 | 10-8 | 4th |
| 27-8 | 14-4 | T1st |
| 18-16 | 10-8 | 4th |
| 21-18 | 7-11 | T7th |
| 24-10 | 13-5 | T2nd |
| 28-9 | 12-6 | T2nd^ |
| 24-10 | 10-8 | T5th |
| 26-10 | 13-5 | T2nd |
| 31-7 | 14-4 | 1st^ |
| 33-6 | 16-2 | T1st |

POSTSEASON

| Conf. | NCAA | Other |
|-----------|---------------------|---------------------|
| Southern | 0-0 (.000) | 0-0 |
| Big Eight | | 1-1 (NIT) |
| Big Eight | 0-1 | 3-2* (NIT) |
| Big Eight | 0-1 (.000) | 4-3 (.571) |
| MVC | | 0-1 (NIT) |
| MVC | 1-1 | |
| MVC | 0-1 | |
| MVC | 1-1 | |
| MVC | 0-1 | |
| MVC | | 0-1 (NIT) |
| MVC | 0-1 | 1-1 (NIT) |
| MVC | | 1-1 (NIT) |
| MVC | | 2-1 (CIT) |
| | 2-7 (.222) | 5-6 (.455) |
| Pac-10 | | 5-1& (CBI) |
| Pac-12 | | 2-1 (NIT) |
| Pac-12 | 2-1 | |
| Pac-12 | 1-1 | |
| Pac-12 | 1-1 | |
| Pac-12 | 3-1 | |
| Pac-12 | 4-1# | |
| | 11-5 (.688) | 7-2 (.778) |
| | 13-13 (.500) | 16-11 (.593) |

* - NIT Final Four. & - CBI Champions. ^ - Pac-12 Tournament Champions. # - NCAA Final Four

2017-18 SCHEDULE

November
Fri., 10 COPPIN STATE 9 p.m. PAC12
Mon., 13 PRAIRIE VIEW A&M 6 p.m. PAC12
Fri., 17 ALABAMA STATE 8 p.m. PAC12
Sun., 19 BALL STATE 6 p.m. PAC12
Thurs., 23 vs. Connecticut (1) 6 p.m. ESPNU
Fri., 24 vs. DePaul/Michigan State (1) 6:30/9 p.m. TBD
Sun., 26 vs. TBD (1) TBD TBD

December
Fri., 1 BOISE STATE 6:30/9 p.m. PAC12
Fri., 8 COLORADO STATE 7 p.m. PAC12
Mon., 11 TEXAS SOUTHERN 7 p.m. PAC12
Wed., 13 PORTLAND STATE 7 p.m. PAC12
Sat., 16 at Fresno State 3 p.m. CBSN
Wed., 20 CENTRAL ARKANSAS 8 p.m. PAC12
Fri., 29 UTAH* 7 p.m. FS1
Sun., 31 COLORADO* 7 p.m. PAC12

January
Fri., 5 at Oregon State* 7 p.m. FS1
Thurs., 11 at Arizona State* 7 p.m. FS1
Sat., 13 at Arizona* 11 a.m. ESPN/2
Thurs., 18 USC* 6 p.m. ESPN/2
Sat., 20 UCLA* 7 p.m. ESPN
Sat., 27 OREGON STATE* 5 p.m. PAC12

February
Thurs., 1 at California* 6 p.m. PAC12
Sat., 3 at Stanford* 2 p.m. FOX
Thurs., 8 WASHINGTON* 7 p.m. FS1
Sun., 11 WASHINGTON STATE* 5 p.m. ESPNU
Thurs., 15 at USC* 6 p.m. ESPN/2
Sat., 17 at UCLA* 7:15 p.m. ESPN/2
Thurs., 22 ARIZONA STATE* 8:30 p.m. FS1
Sat., 24 ARIZONA* 7/7:15 p.m. ESPN/2

March
Thurs., 1 at Washington State* 6 p.m. ESPN
Sat., 3 at Washington* 12/2/4 p.m. PAC12/WA/OR
7-10 Pac-12 Tournament (2)

(1) PK80-Phil Knight Invitational, Portland, Ore. (Moda Center & Veterans Memorial Coliseum)
(2) Las Vegas, Nev. (T-Mobile Arena)

* Pac-12 Game
Game times PT

2016-17 RESULTS (33-6, 16-2)

NOVEMBER
11 ARMY W, 91-77
15 at Baylor L, 49-66
17 VALPARAISO W, 76-54
21 vs. Georgetown (1) L, 61-65
22 vs. Tennessee (1) W, 69-65 (OT)
23 vs. Connecticut (1) W, 79-69
28 BOISE STATE W, 68-63
30 WESTERN OREGON W, 93-54

DECEMBER
3 SAVANNAH STATE W, 128-59
11 ALABAMA W, 65-56
13 MONTANA W, 81-67
17 vs. UNLV (2) W, 83-63
20 FRESNO STATE W, 75-63
28 #2 UCLA * W, 89-87
30 #22 USC * W, 84-61

JANUARY
4 at Washington * W, 83-61
7 at Washington State * W, 85-66
14 OREGON STATE * W, 85-43
19 CALIFORNIA * W, 86-63
21 STANFORD * W, 69-52
26 at Utah * W, 73-67
28 at Colorado * L, 65-74

FEBRUARY
2 ARIZONA STATE * W, 71-70
4 #5 ARIZONA * W, 85-58
9 at #10 UCLA * L, 79-82
11 at USC * W, 81-70
16 UTAH * W, 79-61
18 COLORADO * W, 101-73
22 at California * W, 68-65
25 at Stanford * W, 75-73

MARCH
4 at Oregon State * W, 80-59
9 vs. 8-Arizona State (3) W, 80-57
10 vs. 5-California (3) W, 73-65
11 vs. #7 2-Arizona (3) L, 80-83
17 vs. 14-Iona (4) W, 93-77
19 vs. 11-Rhode Island (4) W, 75-72
23 vs. #23 7-Michigan (5) W, 69-68
25 vs. #3 1-Kansas (5) W, 74-60

APRIL
1 vs. #6 1-North Carolina (6) L, 76-77

(1) Maui Invitational, Lahaina, Hawaii (Lahaina Civic Center)
(2) Portland, Ore. (Moda Center)
(3) Pac-12 Tournament, Las Vegas, Nev. (T-Mobile Arena)
(4) NCAA Tournament First & Second Rounds, Sacramento, Calif. (Golden 1 Center)
(5) NCAA Tournament Midwest Regional, Kansas City, Mo. (Sprint Center)
(6) NCAA Tournament Final Four, Glendale, Ariz. (University of Phoenix Stadium)
* Pac-12 Game | Rankings listed are Associated Press.

RECENT FINISHES

Table with columns: Year, W-L, Fin., W-L, Post. Rows include 78-79, 79-80, 80-81, 81-82, 82-83, 83-84, 84-85, 85-86, 86-87, 87-88, 88-89, 89-90, 90-91, 91-92, 92-93, 93-94, 94-95, 95-96, 96-97, 97-98, 98-99, 99-00, 00-01, 01-02, 02-03, 03-04, 04-05, 05-06, 06-07, 07-08, 08-09, 09-10, 10-11, 11-12, 12-13, 13-14, 14-15, 15-16, 16-17.

* - NIT Final Four
^ - Pac-10/12 Tour. Champion
& - NCAA Elite Eight | % - CBI Champion
- NCAA Final Four

2016-17 OREGON STATISTICS (Overall: 33-6, Pac-12: 16-2/T-1st) - Returning players in bold.

Table with columns: Player, GP-GS, Min/Avg, TOTAL FG-A Pct, 3-PTS 3FG-A Pct, FT-A Pct, REBOUNDS Off/Def Tot, Avg, PF-FO, A, TO, Blk, Stl, Pts, Avg. Rows include Brooks, Dillon; Dorsey, Tyler; Boucher, Chris; Bell, Jordan; Ennis, Dylan; Pritchard, Payton; Benson, Casey; Sorkin, Roman; Bigby-Williams, K.; Smith, Keith; Gross, Evan; Noebel, Charlie; TEAM; OREGON; Opponents.

BEAVER FACTS

Location: Corvallis, OR 97331
Founded/Enrollment: 1868/31,303
Colors: Orange & Black (Pantone® 172)
Joined Pac-12: 1915-16
All-Time Record: 1,711-1,321 (116 years)

President: Dr. Edward Ray
Faculty Rep: Dr. Joseph Spatafora
Athletic Director: Scott Barnes
SWA: Marianne Vydra

Head Coach: Wayne Tinkle
 (Montana '05)
Career Record: 199-145 (11 years)
OSU Record: 41-54 (3 years)
Pac-12 Record: 18-36 (3 years)
Office: (541) 737-2076
Fax: (541) 737-6179

Associate Head Coach: Kerry Rupp
Assistant Coaches: Gregg Gottlieb,
 Stephen Thompson

Basketball SID: Shawn Schoeffler
E-mail: shawn.schoeffler@oregonstate.edu
Office: (541) 737-8898
Cell: (541) 231-1430

Local Radio: KEJO (1240 AM)

Home Court: Gill Coliseum (9,604/1949)
Record in Gill: 608-316 (68 years)
Press Row Phone: (541) 737-3020
Press Will-Call: East side of Coliseum
Press Row Location: Front row of upper level, opposite team benches

RECORD HOLDERS

POINTS

Career: 2172 – Gary Payton, 1987-90
Season: 775 – Mel Counts, 1964
Game: 58 – Gary Payton vs. USC, 2/22/90

THREE-POINT FIELD GOALS

Career: 185 – Ahmad Starks, 2011-13
Season: 82 – Gary Payton, 1989
Game: 7 – Four times. Last, Ahmad Starks at Kansas, 11/30/12

REBOUNDS

Career: 1375 – Mel Counts, 1962-64
Season: 489 – Mel Counts, 1964
Game: 36 – Swede Halbrook vs. Idaho, 2/15/55

ASSISTS

Career: 938 – Gary Payton, 1987-90
Season: 244 – Gary Payton, 1989
Game: 15 – Gary Payton vs. Arizona State, 11/30/89

STEALS

Career: 321 – Gary Payton, 1987-90
Season: 100 – Gary Payton, 1990
Game: 8 – Three times. Last, Jared Cunningham vs. Washington State, 3/4/10

BLOCKED SHOTS

Career: 184 – Eric Moreland, 2011-14
Season: 73 – Eric Moreland, 2013
Game: 7 – Twice. Last, Drew Eubanks vs. Prairie View A&M, 11/11/16

OREGON STATE NUMERICAL ROSTER

| No. | Name | Pos. | Ht. | Wt. | Yr. | Exp. | Hometown/Last School |
|-----|-----------------------------|------|------|-----|-------|------|---|
| 0 | JaQuori McLaughlin | G | 6-4 | 185 | So. | 1L | Tacoma, Wash./Peninsula HS |
| 1 | Stephen Thompson Jr. | G | 6-4 | 190 | Jr. | 2L | Los Angeles, Calif./Bishop Montgomery HS |
| 2 | Ronnie Stacy | G | 6-4 | 200 | Sr. | 1L | Alexander City, Ala./Benjamin Russell HS/Tyler JC |
| 3 | Tres Tinkle* | F | 6-8 | 220 | R-So. | 1L | Missoula, Mont./Hellgate HS |
| 4 | Alfred Hollins | F | 6-6 | 195 | Fr. | HS | San Francisco, Calif./Hillcrest Prep |
| 5 | Ethan Thompson | G | 6-5 | 190 | Fr. | HS | Los Angeles, Calif./Bishop Montgomery HS |
| 11 | Zach Reichle | G | 6-5 | 195 | Fr. | HS | Wilsonville, Ore./Wilsonville HS |
| 12 | Drew Eubanks | F | 6-10 | 250 | Jr. | 2L | Troutdale, Ore./Reynolds HS |
| 15 | Tanner Sanders* | G | 6-5 | 210 | Jr. | 2L | Corvallis, Ore./Crescent Valley HS |
| 22 | Xavier Smith | G | 6-4 | 180 | Fr. | HS | Seattle, Wash./O'Dea HS |
| 23 | Gligorije Rakocevic | C | 6-11 | 255 | Jr. | 2L | Bijelo Polje, Montenegro/Cantwell-Sacred Heart of Mary HS |
| 24 | Kendal Manuel* | G | 6-4 | 190 | So. | 1L | Billings, Mont./Skyview HS |
| 31 | Cheikh N'diaye* | C | 7-0 | 240 | R-Sr. | 3L | Dakar, Senegal/Army-Navy Academy |
| 32 | Seth Berger | F | 6-8 | 215 | Sr. | TR | Seattle, Wash./Ballard HS/Massachusetts |
| 34 | Ben Koné | F | 6-8 | 235 | So. | 1L | San Jose, Calif./Archbishop Mitty HS |
| 44 | Isaac Barnes | F | 6-8 | 225 | Fr. | HS | Pittsburgh, Pa./North Allegheny HS |

* - Has used redshirt year. ^ - Walk-on. Returning starter in **bold**.



HEAD COACH - WAYNE TINKLE

- Named Oregon State's 21st men's basketball head coach on May 19, 2014.
- In second season in Corvallis in 2015-16, led OSU to its first NCAA Tournament appearance in 26 seasons (1990) and best league mark since 1992-93.
- In his eight seasons with Montana, Tinkle captured Big Sky regular season titles in 2010, 2012 and 2013 and Big Sky Tournament championships in 2012 and 2013. His 97 conference wins are the most by any Montana coach.
- Led the Grizzlies to four consecutive postseason trips, including the NCAA Tournament in 2010, 2012 and 2013.
- Was named the Big Sky Coach of the Year after the 2011-12 and 2012-13 seasons and also earned NABC Division I All-District 6 Coach of the Year honors in 2012.

TINKLE YEAR-BY-YEAR

| Year | School | ALL | | | CONFERENCE | | POSTSEASON | |
|--------------------------------------|--------------|-----------------------|----------------------|------|------------|-------------------|-------------------|--|
| | | W-L | W-L | Fin. | Conf. | NCAA | Other | |
| 2006-07 | Montana | 17-15 | 10-6 | 3rd | Big Sky | | | |
| 2007-08 | Montana | 14-16 | 8-8 | T4th | Big Sky | | | |
| 2008-09 | Montana | 17-12 | 11-5 | T2nd | Big Sky | | | |
| 2009-10 | Montana | 22-10 | 10-6 | T3rd | Big Sky | 0-1 | | |
| 2010-11 | Montana | 21-11 | 12-4 | 2nd | Big Sky | | 0-1 (CBI) | |
| 2011-12 | Montana | 25-7 | 15-1 | 1st | Big Sky | 0-1 | | |
| 2012-13 | Montana | 25-7 | 19-1 | 1st | Big Sky | 0-1 | | |
| 2013-14 | Montana | 17-13 | 12-8 | T2nd | Big Sky | | | |
| <i>Montana totals (8 years)</i> | | <i>158-91 (.635)</i> | <i>97-39 (.713)</i> | | | <i>0-3 (.000)</i> | <i>0-1 (.000)</i> | |
| 2014-15 | Oregon State | 17-14 | 8-10 | 7th | Pac-12 | | | |
| 2015-16 | Oregon State | 19-13 | 9-9 | T6th | Pac-12 | 0-1 (.000) | | |
| 2016-17 | Oregon State | 5-27 | 1-17 | 12th | Pac-12 | | | |
| <i>Oregon State totals (3 years)</i> | | <i>41-54 (.432)</i> | <i>18-36 (.333)</i> | | | <i>0-1 (.000)</i> | | |
| Career totals (11 years) | | 199-145 (.578) | 115-75 (.605) | | | 0-4 (.000) | 0-1 (.000) | |

2017-18 SCHEDULE

| | | | |
|-----------------|-----------------------------------|--------------|-------------|
| November | | | |
| Fri., 10 | SOUTHERN UTAH | 7 p.m. | PAC12OR |
| Mon., 13 | WYOMING | 8 p.m. | PAC12OR |
| Sat., 18 | LONG BEACH STATE | TBA | PAC12OR |
| Thurs., 23 | vs. St. John's (1) | 11 a.m. | ESPNU |
| Fri., 24 | vs. Long Beach State/Missouri (1) | 8/10:30 a.m. | ESPNEWS/3 |
| Sun., 26 | vs. TBA (1) | TBA | ESPNU/3 |
| December | | | |
| Sat., 2 | LOYOLA MARYMOUNT | 2 p.m. | PAC12 |
| Tues., 5 | EASTERN KENTUCKY | 7 p.m. | PAC12 |
| Sat., 9 | UAPB | 7 p.m. | PAC12 |
| Tues., 12 | JACKSONVILLE STATE | 7 p.m. | PAC12 |
| Sat., 16 | vs. Saint Louis (2) | 7:30 p.m. | PAC12 |
| Thurs., 21 | at Kent State | TBD | TBD |
| Fri., 29 | COLORADO* | 8 p.m. | ESPNU |
| Sun., 31 | UTAH* | 3 p.m. | PAC12 |
| January | | | |
| Fri., 5 | OREGON* | 7 p.m. | FS1 |
| Thurs., 11 | at Arizona* | 6 p.m. | PAC12 |
| Sat., 13 | at Arizona State* | 3 p.m. | PAC12 |
| Thurs., 18 | UCLA* | 8 p.m. | FS1 |
| Sat., 20 | USC* | 5 p.m. | PAC12 |
| Sat., 27 | at Oregon* | 5 p.m. | PAC12 |
| February | | | |
| Thurs., 1 | at Stanford* | 8 p.m. | FS1 |
| Sat., 3 | at California* | 5 p.m. | PAC12 |
| Thurs., 8 | WASHINGTON STATE* | 7:30 p.m. | PAC12 |
| Sat., 10 | WASHINGTON* | 7 p.m. | ESPNU |
| Thurs., 15 | at UCLA* | 8 p.m. | FS1 |
| Sat., 17 | at USC* | 8 p.m. | FS1 |
| Thurs., 22 | ARIZONA* | 6 p.m. | FS1 |
| Sat., 24 | ARIZONA STATE* | 5 p.m. | ESPNU |
| March | | | |
| Thurs., 1 | at Washington* | 8 p.m. | ESPN2 |
| Sat., 3 | at Washington State* | 12/2/4 p.m. | PAC12/WA/OR |
| 7-10 | Pac-12 Tournament (3) | | |

(1) AdvoCare Invitational, Orlando, Fla. (HP Field House)
 (2) Portland, Ore. (Moda Center)
 (3) Las Vegas, Nev. (T-Mobile Arena)

* Pac-12 Game
 Game times PT

2016-17 RESULTS (5-27, 1-17)

| | | |
|-----------------|--------------------------|---------------|
| NOVEMBER | | |
| 11 | PRAIRIE VIEW A&M | W, 78-58 |
| 13 | UTSA | W, 72-64 |
| 16 | LAMAR | L, 60-63 |
| 18 | at Nevada | L, 58-83 |
| 22 | at Tulsa | L, 64-75 |
| 25 | FRESNO STATE | L, 58-63 |
| 28 | SOUTHERN OREGON | W, 84-59 |
| DECEMBER | | |
| 1 | at Mississippi State | L, 57-74 |
| 3 | at Charlotte | L, 66-69 |
| 11 | SAVANNAH STATE | L, 90-93 (OT) |
| 16 | Long Beach State (1) | L, 67-71 |
| 18 | vs. Portland (1) | L, 45-53 |
| 21 | KENT STATE | W, 69-50 |
| 28 | #22 USC * | L, 63-70 |
| 30 | #2 UCLA * | L, 63-76 |
| JANUARY | | |
| 4 | at Washington State (2)* | L, 62-75 |
| 7 | at Washington * | L, 61-87 |
| 14 | at #13 Oregon * | L, 43-85 |
| 19 | STANFORD * | L, 46-62 |
| 21 | CALIFORNIA * | L, 58-69 |
| 26 | at Colorado * | L, 78-85 |
| 28 | at Utah * | L, 78-86 |
| FEBRUARY | | |
| 2 | #5 ARIZONA * | L, 54-71 |
| 4 | ARIZONA STATE * | L, 68-81 |
| 9 | at USC * | L, 66-92 |
| 12 | at #10 UCLA * | L, 60-78 |
| 16 | COLORADO * | L, 52-60 |
| 19 | UTAH * | W, 68-67 |
| 22 | at Stanford * | L, 66-79 |
| 24 | at California * | L, 46-76 |
| MARCH | | |
| 4 | #6 OREGON * | L, 59-80 |
| 8 | vs. 5-California (3) | L, 62-67 |

(1) Dam City Classic, Portland, Ore. (Moda Center)
 (2) Spokane, Wash. (Spokane Arena)
 (3) Pac-12 Tournament, Las Vegas, Nev. (T-Mobile Arena)
 * Pac-12 Game I Rankings listed are Associated Press.

RECENT FINISHES

| Year | CONF. | | ALL | | Post. |
|-------|-------|------|-------|--|-------|
| | W-L | Fin. | W-L | | |
| 78-79 | 11-7 | 3 | 18-10 | | NIT |
| 79-80 | 16-2 | 1 | 26-4 | | NCAA |
| 80-81 | 17-1 | 1 | 26-2 | | NCAA |
| 81-82 | 16-2 | 1 | 25-5 | | NCAA |
| 82-83 | 12-6 | 3t | 20-11 | | NIT |
| 83-84 | 15-3 | 1t | 22-7 | | NCAA |
| 84-85 | 12-6 | 3t | 22-9 | | NCAA |
| 85-86 | 8-10 | 5t | 12-15 | | |
| 86-87 | 10-8 | 3t | 19-11 | | NIT |
| 87-88 | 12-6 | 2t | 20-11 | | NCAA |
| 88-89 | 13-5 | 3t | 22-8 | | NCAA |
| 89-90 | 15-3 | 1t | 22-7 | | NCAA |
| 90-91 | 8-10 | 5t | 14-14 | | |
| 91-92 | 7-11 | 7 | 15-16 | | |
| 92-93 | 9-9 | 5t | 13-14 | | |
| 93-94 | 2-16 | 10 | 6-21 | | |
| 94-95 | 6-12 | 7 | 9-18 | | |
| 95-96 | 2-16 | 10 | 4-23 | | |
| 96-97 | 3-15 | 9 | 7-20 | | |
| 97-98 | 3-15 | 9t | 13-17 | | |
| 98-99 | 7-11 | 7t | 13-14 | | |
| 99-00 | 5-13 | 8t | 13-16 | | |
| 00-01 | 4-14 | 9t | 10-20 | | |
| 01-02 | 4-14 | 9 | 12-17 | | |
| 02-03 | 6-12 | 6t | 13-15 | | |
| 03-04 | 6-12 | 9 | 12-16 | | |
| 04-05 | 8-10 | 5 | 17-15 | | NIT |
| 05-06 | 5-13 | 8t | 13-18 | | |
| 06-07 | 3-15 | 9 | 11-21 | | |
| 07-08 | 0-18 | 10 | 6-25 | | |
| 08-09 | 7-11 | 8 | 18-18 | | CBI* |
| 09-10 | 8-10 | 5t | 14-18 | | CBI |
| 10-11 | 5-13 | 9 | 11-20 | | |
| 11-12 | 7-11 | 8t | 21-15 | | CBI |
| 12-13 | 4-14 | 11t | 14-18 | | |
| 13-14 | 8-10 | 10 | 16-16 | | CBI |
| 14-15 | 8-10 | 7 | 17-14 | | |
| 15-16 | 9-9 | 6t | 19-13 | | NCAA |
| 16-17 | 1-17 | 12 | 5-27 | | |

* - CBI Champions

2016-17 OREGON STATE STATISTICS (Overall: 5-27, Pac-12: 1-17/12th) - Returning players in bold.

| Player | GP-GS | TOTAL | | | 3-PTS | | REBOUNDS | | | PF-FO | A | TO | Blk | Stl | Pts | Avg | | |
|------------------|-------|-----------|----------|------|---------|------|----------|------|---------|-------|------|--------|-----|-----|-----|-----|------|------|
| | | Min/Avg | FG-A | Pct | 3FG-A | Pct | FT-A | Pct | Off/Def | | | | | | | | Tot | Avg |
| Tinkle, Tres | 6-6 | 209/34.8 | 36-81 | .444 | 4-25 | .160 | 45-58 | .776 | 4/46 | 50 | 8.3 | 12-0 | 14 | 19 | 5 | 13 | 121 | 20.2 |
| Thompson Jr, St. | 26-26 | 940/36.2 | 148-373 | .397 | 57-167 | .341 | 71-112 | .634 | 30/81 | 111 | 4.3 | 58-0 | 79 | 73 | 4 | 37 | 424 | 16.3 |
| Eubanks, Drew | 32-32 | 1027/32.1 | 182-310 | .587 | 0-0 | .000 | 99-139 | .712 | 81/185 | 266 | 8.3 | 92-4 | 39 | 96 | 69 | 20 | 463 | 14.5 |
| McLaughlin, J. | 32-30 | 1083/33.8 | 113-295 | .383 | 58-158 | .367 | 52-70 | .743 | 6/64 | 70 | 2.2 | 90-3 | 104 | 69 | 9 | 26 | 336 | 10.5 |
| Manuel, Kendal | 32-25 | 923/28.8 | 86-229 | .376 | 52-135 | .385 | 24-34 | .706 | 13/64 | 77 | 2.4 | 66-0 | 52 | 57 | 2 | 29 | 248 | 7.8 |
| Rakocevic, G. | 32-14 | 598/18.7 | 54-119 | .454 | 8-19 | .421 | 30-57 | .526 | 47/72 | 119 | 3.7 | 77-2 | 6 | 39 | 9 | 7 | 146 | 4.6 |
| N'diaye, Cheikh | 9-8 | 97/10.8 | 12-23 | .522 | 0-0 | .000 | 8-13 | .615 | 8/12 | 20 | 2.2 | 13-0 | 1 | 10 | 7 | 0 | 32 | 3.6 |
| Koné, Ben | 23-0 | 308/13.4 | 22-75 | .293 | 7-21 | .333 | 15-24 | .625 | 16/46 | 62 | 2.7 | 46-0 | 5 | 24 | 3 | 6 | 66 | 2.9 |
| Stacy, Ronnie | 31-8 | 402/13.0 | 26-68 | .382 | 2-10 | .200 | 15-26 | .577 | 8/41 | 49 | 1.6 | 44-0 | 28 | 40 | 1 | 15 | 69 | 2.2 |
| Muller, Daine | 21-1 | 207/9.9 | 13-28 | .464 | 13-28 | .464 | 3-4 | .750 | 1/17 | 18 | 0.9 | 19-0 | 18 | 9 | 0 | 3 | 42 | 2.0 |
| Dew, Keondre | 6-0 | 70/11.7 | 5-19 | .263 | 0-0 | .000 | 2-6 | .333 | 6/13 | 19 | 3.2 | 11-0 | 4 | 12 | 1 | 3 | 12 | 2.0 |
| Dahlen, Matt | 30-10 | 313/10.4 | 17-34 | .500 | 0-1 | .000 | 12-24 | .500 | 18/40 | 58 | 1.9 | 64-2 | 18 | 20 | 4 | 8 | 46 | 1.5 |
| Sanders, Tanner | 29-0 | 248/8.6 | 7-32 | .219 | 2-22 | .091 | 0-2 | .000 | 6/25 | 31 | 1.1 | 19-0 | 12 | 10 | 4 | 10 | 16 | 0.6 |
| TEAM | | | | | | | | | 46/46 | 92 | 2.9 | 0 | | 13 | | | | |
| OREGON STATE | 32 | | 721-1686 | .428 | 203-586 | .346 | 376-569 | .661 | 290/752 | 1042 | 32.6 | 611-11 | 380 | 491 | 118 | 177 | 2021 | 63.2 |
| Opponents | 32 | | 798-1793 | .445 | 237-661 | .359 | 488-696 | .701 | 350/781 | 1131 | 35.3 | 578- | 439 | 376 | 99 | 259 | 2321 | 72.5 |

CARDINAL FACTS

Location: Stanford, CA 94305
Founded/Enrollment: 1891/16,336
Colors: Cardinal (Pantone® 201) & White
Joined Pac-12: 1916-17
All-Time Record: 1,488-1,119 (102 years)

President: Marc Tessier-Lavigne
Faculty Rep: Pat Jones
Athletic Director: Bernard Muir
SWA: Beth Goode

Head Coach: Jerod Haase (Kansas '97)
Career Record: 94-70 (5 years)
Stanford Record: 14-17 (1 year)
Pac-12 Record: 6-12 (1 year)
Office: (650) 723-0562
Fax: (650) 723-5739

Assistant Coaches: Jeff Wulbrun, Adam Cohen, Jesse Pruitt

Basketball SID: Doug Drabik
E-Mail: ddrabik@stanford.edu
Office: (650) 683-5528

Local Radio: KNBR 1050 AM

Home Court: Maples Pavilion
 (7,329/1968)
Record in Maples: 515-210 (49 years)
Press Row Phone: (650) 200-9513
Press Will-Call: Southeast corner

RECORD HOLDERS

POINTS

Career: 2375 – Chasson Randle, 2011-15
Season: 734 – Adam Keefe, 1992
Game: 50 – Hank Luisetti vs. Duquesne, 1/1/38

THREE-POINT FIELD GOALS

Career: 304 – Chasson Randle, 2011-15
Season: 93 – Jeremy Green, 2010
Game: 8 – Twice; last, Julius Barnes vs. Rice, 11/24/02

REBOUNDS

Career: 1119 – Adam Keefe, 1989-92
Season: 355 – Adam Keefe, 1992
Game: 27 – Rich Kelley vs. Kentucky, 12/22/73

ASSISTS

Career: 780 – Brevin Knight, 1994-97
Season: 234 – Brevin Knight, 1997
Game: 16 – Mitch Johnson vs. Marquette, 3/22/08

STEALS

Career: 298 – Brevin Knight, 1994-97
Season: 83 – Brevin Knight, 1997
Game: 10 – Brevin Knight vs. McNeese State, 12/20/93

BLOCKED SHOTS

Career: 190 – Josh Huestis, 2010-14
Season: 85 – Curtis Borchardt, 2002
Game: 12 – Brook Lopez vs. USC, 1/25/07

STANFORD NUMERICAL ROSTER

| No. | Name | Pos. | Ht. | Wt. | Yr. | Exp. | Hometown/Last School |
|-----|---------------------------|------|------|-----|-------|------|---|
| 0 | Kezie Okpala | F | 6-8 | 195 | Fr. | HS | Los Angeles, Calif./Esperanza HS |
| 1 | Daejon Davis | G | 6-3 | 175 | Fr. | HS | Seattle, Wash./Garfield HS |
| 2 | Robert Cartwright* | G | 6-2 | 180 | R-Jr. | 2L | Pasadena, Calif./Flintridge Prep |
| 4 | Isaac White | G | 6-1 | 185 | Fr. | HS | Adelaide, Australia/Sacred Heart College HS |
| 5 | Kodye Pugh | F | 6-8 | 205 | R-Fr. | HS | Baltimore, Md./Blair Academy (N.J.) |
| 10 | Michael Humphrey | F | 6-9 | 245 | Sr. | 3L | Phoenix, Ariz./Sunnyslope HS |
| 11 | Dorian Pickens | G/F | 6-5 | 215 | Sr. | 3L | Phoenix, Ariz./Pinnacle HS |
| 13 | Oscar Da Silva | F | 6-9 | 210 | Fr. | HS | Munich, Germany/Ludwig Gymnasium |
| 14 | Marcus Sheffield | G/F | 6-5 | 180 | Jr. | 2L | Alpharetta, Ga./Chattahoochee HS |
| 15 | Rodney Herenton | G | 6-1 | 155 | So. | 1L | Chicago, Ill./Stevenson HS |
| 20 | Josh Sharma | C | 7-0 | 220 | Jr. | 2L | Lexington, Mass./Northfield Mount Hermon School |
| 21 | Cameron Walker | F | 6-7 | 200 | Jr. | 2L | Santa Maria, Calif./Righetti HS |
| 22 | Reid Travis | F | 6-8 | 245 | R-Jr. | 2L | Minneapolis, Minn./DeLaSalle HS |
| 25 | Blake Pagon | G | 6-4 | 190 | So. | 1L | Haymarket, Va./Battlefield HS |
| 33 | Trevor Stanback | F | 6-11 | 220 | So. | 1L | Pasadena, Calif./Maranatha HS |

* - Has used redshirt year. ^ - Walk-on. Returning starter in **bold**.



HEAD COACH - JEROD HAASE

- Named Stanford's 18th men's basketball head coach on March 25, 2016.
- Averaged 20 victories in four seasons at UAB, leading Blazers to 2015 NCAA Tournament, following assistant stints at alma mater Kansas and North Carolina.
- Played 1993 season at California alongside Jason Kidd, then transferred to Kansas for final three seasons of eligibility.
- Big Eight Newcomer of the Year and Second Team All-Big Eight as a sophomore in 1994-95, Big Eight All-Defensive Team as a junior in 1995-96. Started 99 of 101 games played in three seasons at KU, leading Jayhawks to 89 victories.
- Two-time national CoSIDA/GTE Academic All-American (1st Team in 1997, 2nd Team in 1996).

HAASE YEAR-BY-YEAR

| Year | School | ALL | | | CONFERENCE | | POSTSEASON | |
|---------------------------------|----------|---------------------|---------------------|------|------------|-------------------|-------------------|--|
| | | W-L | W-L | Fin. | Conf. | NCAA | Other | |
| 2012-13 | UAB | 16-17 | 7-9 | T7th | CUSA | | | |
| 2013-14 | UAB | 18-13 | 7-9 | T8th | CUSA | | | |
| 2014-15 | UAB | 20-16 | 12-6 | T4th | CUSA | 1-1 | | |
| 2015-16 | UAB | 26-7 | 16-2 | 1st | CUSA | | 0-1 (NIT) | |
| <i>UAB totals (4 years)</i> | | <i>80-53 (.602)</i> | <i>42-26 (.618)</i> | | | <i>1-1 (.500)</i> | <i>0-1 (.000)</i> | |
| 2016-17 | Stanford | 14-17 | 6-12 | T9th | Pac-12 | | | |
| <i>Stanford totals (1 year)</i> | | <i>14-17 (.452)</i> | <i>6-12 (.333)</i> | | | | | |
| Career totals (5 years) | | 94-70 (.573) | 48-38 (.558) | | | 1-1 (.500) | 0-1 (.000) | |

2017-18 SCHEDULE

| November | | | |
|-----------------|----------------------------|-------------|------------|
| Fri., 10 | CAL POLY | 4 p.m. | PAC12BA |
| Sun., 12 | PACIFIC | 7 p.m. | PAC12 |
| Tues., 14 | EASTERN WASHINGTON | 8 p.m. | PAC12 |
| Fri., 17 | NORTHEASTERN | 3 p.m. | PAC12 |
| Mon., 20 | NORTH CAROLINA | 8:30 p.m. | ESPN2 |
| Thurs., 23 | vs. Florida (1) | 7 p.m. | ESPN2 |
| Fri., 24 | vs. Gonzaga/Ohio State (1) | 6/8 p.m. | ESPN2 |
| Sun., 26 | vs. TBA (1) | TBD | TBD |
| Wed., 29 | MONTANA | 7 p.m. | PAC12BA |
| December | | | |
| Sun., 3 | at Long Beach State | 2 p.m. | TBD |
| Fri., 15 | DENVER | 7 p.m. | PAC12 |
| Sun., 17 | SAN FRANCISCO | 3 p.m. | ESPNU |
| Thurs., 21 | vs. Kansas (2) | 8 p.m. | ESPN2 |
| Sat., 30 | CALIFORNIA* | 7 p.m. | FS1 |
| January | | | |
| Thurs., 4 | UCLA* | 7 p.m. | FS1 |
| Sun., 7 | USC* | 7 p.m. | FS1 |
| Thurs., 11 | at Washington State* | 6 p.m. | ESPNU |
| Sat., 13 | at Washington* | 5 p.m. | PAC12 |
| Wed., 17 | ARIZONA STATE* | 8 p.m. | PAC12 |
| Sat., 20 | ARIZONA* | 1 p.m. | CBS |
| Wed., 24 | at USC* | 6 p.m. | ESPNU |
| Sat., 27 | at UCLA* | 7:30 p.m. | PAC12 |
| February | | | |
| Thurs., 1 | OREGON STATE* | 8 p.m. | FS1 |
| Sat., 3 | OREGON* | 2 p.m. | FOX |
| Thurs., 8 | at Utah* | 5 p.m. | FS1 |
| Sun., 11 | at Colorado* | 1 p.m. | PAC12 |
| Sun., 18 | at California* | 5 p.m. | ESPNU |
| Thurs., 22 | WASHINGTON* | 6 p.m. | PAC12 |
| Sat., 24 | WASHINGTON STATE* | 4 p.m. | PAC12 |
| March | | | |
| Thurs., 1 | at Arizona* | 7 p.m. | FS1 |
| Sat., 3 | at Arizona State* | 12/2/4 p.m. | PAC12AZ/BA |
| 7-10 | Pac-12 Tournament (3) | | |

(1) PK80-Phil Knight Invitational, Portland, Ore. (Moda Center & Veterans Memorial Coliseum)
 (2) Sacramento, Calif. (Golden 1 Center)
 (3) Las Vegas, Nev. (T-Mobile Arena)

* Pac-12 Game
 Game times PT

2016-17 RESULTS
(14-17, 6-12)

| NOVEMBER | | | |
|-----------------|---------------------------|---------------|--|
| 11 | vs. Harvard (1) | W, 80-70 | |
| 15 | CSUN | W, 96-69 | |
| 17 | WEBER STATE | W, 67-49 | |
| 20 | COLORADO STATE | W, 56-49 | |
| 24 | vs. Miami (Fla.) (2) | L, 53-67 | |
| 25 | vs. Indiana State (2) | W, 65-62 | |
| 27 | vs. Seton Hall (2) | W, 66-52 | |
| 30 | #12 SAINT MARY'S (CALIF.) | L, 51-66 | |
| DECEMBER | | | |
| 3 | at #4 Kansas | L, 74-89 | |
| 16 | CS EAST BAY | W, 79-55 | |
| 19 | at SMU | L, 49-72 | |
| 22 | IDAHO | W, 86-80 | |
| 30 | ARIZONA STATE * | L, 93-98 | |
| JANUARY | | | |
| 1 | #18 ARIZONA * | L, 52-91 | |
| 5 | at #25 USC * | L, 56-72 | |
| 8 | at #4 UCLA * | L, 75-89 | |
| 12 | WASHINGTON STATE * | W, 84-54 | |
| 14 | WASHINGTON * | W, 76-69 | |
| 19 | at Oregon State * | W, 62-46 | |
| 21 | at #11 Oregon * | L, 52-69 | |
| 29 | at California * | L, 55-66 | |
| FEBRUARY | | | |
| 2 | COLORADO * | L, 74-81 | |
| 4 | UTAH * | W, 81-75 | |
| 8 | at #9 Arizona * | L, 67-74 | |
| 11 | at Arizona State * | L, 69-75 | |
| 17 | CALIFORNIA * | W, 73-68 | |
| 22 | OREGON STATE * | W, 79-66 | |
| 25 | #6 OREGON * | L, 73-75 | |
| MARCH | | | |
| 2 | at Colorado* | L, 72-91 | |
| 4 | at Utah * | L, 59-67 | |
| 8 | vs. 8-Arizona State (3) | L, 88-98 (OT) | |

(1) 2016 Pac-12 China Game, Shanghai, China (Mercedes-Benz Arena)
 (2) AdvoCare Invitational, Lake Buena Vista, Fla. (HP Field House)
 (3) Pac-12 Tournament, Las Vegas, Nev. (T-Mobile Arena)
 * Pac-12 Game I Rankings listed are Associated Press.

RECENT FINISHES

| Year | CONF. | | ALL | | Post. |
|-------|-------|------|-------|-------|-------|
| | W-L | Fin. | W-L | | |
| 78-79 | 6-12 | 8t | 12-15 | | |
| 79-80 | 5-13 | 7t | 7-19 | | |
| 80-81 | 5-13 | 8t | 9-18 | | |
| 81-82 | 2-16 | 10 | 7-20 | | |
| 82-83 | 6-12 | 8 | 14-14 | | |
| 83-84 | 8-10 | 5t | 19-12 | | |
| 84-85 | 3-15 | 10 | 11-17 | | |
| 85-86 | 8-10 | 5t | 14-16 | | |
| 86-87 | 9-9 | 6 | 15-13 | | |
| 87-88 | 11-7 | 4 | 21-12 | NIT | |
| 88-89 | 15-3 | 2 | 26-7 | NCAA | |
| 89-90 | 9-9 | 6 | 18-12 | NIT* | |
| 90-91 | 8-10 | 5t | 20-13 | NIT | |
| 91-92 | 10-8 | 4 | 18-11 | NCAA | |
| 92-93 | 2-16 | 10 | 7-23 | | |
| 93-94 | 10-8 | 4t | 17-11 | NIT | |
| 94-95 | 10-8 | 5t | 20-9 | NCAA | |
| 95-96 | 13-5 | 3 | 21-8 | NCAA | |
| 96-97 | 12-6 | 2t | 22-8 | NCAA | |
| 97-98 | 15-3 | 2 | 30-5 | NCAA# | |
| 98-99 | 15-3 | 1 | 26-7 | NCAA | |
| 99-00 | 15-3 | 1t | 27-4 | NCAA | |
| 00-01 | 16-2 | 1 | 31-3 | NCAA | |
| 01-02 | 12-6 | 2t | 20-10 | NCAA | |
| 02-03 | 14-4 | 2t | 24-9 | NCAA | |
| 03-04 | 17-1 | 1^ | 30-2 | NCAA | |
| 04-05 | 11-7 | 3t | 18-13 | NCAA | |
| 05-06 | 11-7 | 4t | 16-14 | NIT | |
| 06-07 | 10-8 | 6 | 18-13 | NCAA | |
| 07-08 | 13-5 | 2 | 28-8 | NCAA& | |
| 08-09 | 6-12 | 9 | 20-14 | CBI | |
| 09-10 | 7-11 | 8t | 14-18 | | |
| 10-11 | 7-11 | 7t | 15-16 | | |
| 11-12 | 10-8 | 7t | 26-11 | NIT* | |
| 12-13 | 9-9 | 6t | 19-15 | NIT | |
| 13-14 | 10-8 | 5t | 23-13 | NCAA | |
| 14-15 | 9-9 | 5t | 24-13 | NIT* | |
| 15-16 | 8-10 | 9t | 15-15 | | |
| 16-17 | 6-12 | 9t | 14-17 | | |

* - NIT Champion
 # - NCAA Final Four I & - NCAA Sweet 16
 ^ - Pac-10 Tournament champion

2016-17 STANFORD STATISTICS (Overall: 14-17, Pac-12: 6-12/T9th) - Returning players in **bold**.

| Player | GP-GS | TOTAL | | | 3-PTS | | REBOUNDS | | | PF-FO | A TO | Blk | Stl | Pts | Avg | | | |
|--------------------|-------|----------|---------|---------|--------|---------|----------|---------|---------|-------|--------|-------|-----|-----|-----|------|------|------|
| | | Min/Avg | FG-A | Pct | 3FG-A | Pct | FT-A | Pct | Off/Def | | | | | | | Tot | Avg | |
| Travis, Reid | 27-27 | 813/30.1 | 176-304 | .579 | 0-1 | .000 | 118-181 | .652 | 93/146 | 239 | 8.9 | 64-1 | 14 | 56 | 5 | 14 | 470 | 17.4 |
| Pickens, Dorian | 31-31 | 927/29.9 | 123-287 | .429 | 67-169 | .396 | 79-107 | .738 | 23/86 | 109 | 3.5 | 57-1 | 38 | 43 | 3 | 32 | 392 | 12.6 |
| Humphrey, Mich. | 30-25 | 721/24.0 | 113-248 | .456 | 6-27 | .222 | 51-70 | .729 | 67/120 | 187 | 6.2 | 104-6 | 28 | 48 | 18 | 27 | 283 | 9.4 |
| Allen, Marcus | 31-28 | 834/26.9 | 96-225 | .427 | 11-55 | .200 | 50-78 | .641 | 13/59 | 72 | 2.3 | 62-0 | 61 | 50 | 2 | 40 | 253 | 8.2 |
| Cartwright, Robert | 31-12 | 765/24.7 | 74-209 | .354 | 28-104 | .269 | 32-42 | .762 | 5/51 | 56 | 1.8 | 50-0 | 110 | 48 | 1 | 30 | 208 | 6.7 |
| Sheffield, Marcus | 31-5 | 587/18.9 | 66-182 | .363 | 23-71 | .324 | 52-64 | .813 | 1/47 | 48 | 1.5 | 39-0 | 48 | 38 | 2 | 26 | 207 | 6.7 |
| Verhoeven, Grant | 30-10 | 379/12.6 | 42-81 | .519 | 5-13 | .385 | 24-33 | .727 | 33/40 | 73 | 2.4 | 69-3 | 5 | 13 | 7 | 11 | 113 | 3.8 |
| Sharma, Josh | 31-0 | 416/13.4 | 41-105 | .390 | 6-22 | .273 | 13-29 | .448 | 25/64 | 89 | 2.9 | 80-3 | 4 | 22 | 34 | 8 | 101 | 3.3 |
| Sanders, Christian | 31-17 | 532/17.2 | 29-71 | .408 | 11-23 | .478 | 25-38 | .658 | 3/57 | 60 | 1.9 | 54-1 | 103 | 55 | 3 | 14 | 94 | 3.0 |
| Walker, Cameron | 14-0 | 100/7.1 | 4-11 | .364 | 0-1 | .000 | 11-16 | .688 | 7/18 | 25 | 1.8 | 14-0 | 3 | 8 | 1 | 3 | 19 | 1.4 |
| Allen, Malcolm | 11-0 | 40/3.6 | 4-6 | .667 | 0-1 | .000 | 0-0 | .000 | 0/5 | 5 | 0.5 | 3-0 | 1 | 1 | 0 | 2 | 8 | 0.7 |
| Stanback, Trevor | 16-0 | 91/5.7 | 3-17 | .176 | 0-0 | .000 | 4-14 | .286 | 7/4 | 11 | 0.7 | 8-0 | 6 | 5 | 3 | 3 | 10 | 0.6 |
| Herenton, Rodney | 5-0 | 5/1.0 | 1-4 | .250 | 0-1 | .000 | 0-2 | .000 | 0/0 | 0 | 0.0 | 0-0 | 0 | 2 | 0 | 0 | 2 | 0.4 |
| Pagon, Blake | 5-0 | 10/2.0 | 0-2 | .000 | 0-1 | .000 | 2-21 | .000 | 1/1 | 2 | 0.4 | 0-0 | 0 | 1 | 0 | 1 | 2 | 0.4 |
| Hanson, Josh | 4-0 | 5/1.3 | 0-1 | .000 | 0-1 | .000 | 0-0 | .000 | 0/0 | 0 | 0.0 | 0-0 | 0 | 0 | 0 | 0 | 0 | 0.0 |
| TEAM | | | | | | | | | 38/53 | 91 | 2.9 | 0 | 0 | 9 | | | | |
| STANFORD | 31 | 772-1753 | .440 | 157-490 | .320 | 461-676 | .682 | 316/751 | 1067 | 34.4 | 604-15 | 421 | 399 | 79 | 211 | 2162 | 69.7 | |
| Opponents | 31 | 751-1691 | .444 | 258-676 | .382 | 444-640 | .694 | 280/750 | 1030 | 33.2 | 586- | 440 | 444 | 114 | 192 | 2204 | 71.1 | |

BRUIN FACTS

Location: Los Angeles, CA 90024
Founded/Enrollment: 1919/44,947
Colors: Blue & Gold (Pantone® 285c/123c)
Joined Pac-12: 1927-28
All-Time Record: 1,854-828 (97 years)

Chancellor: Dr. Gene D. Block
Faculty Rep: Dr. Michael Teitell
Athletic Director: Daniel G. Guerrero
SWA: Dr. Christina Rivera

Head Coach: Steve Alford (Indiana '87)
Career Record: 559-280 (26 years)
UCLA Record: 96-45 (4 years)
Pac-12 Record: 44-28 (4 years)
Office: (310) 206-6276
Fax: (310) 206-3440

Assistant Coaches: Duane Broussard, David Grace, Tyus Edney

Basketball SID: Alex Timiraos
E-mail: atimiraos@athletics.ucla.edu
Office: (310) 206-0524
Cell: (310) 847-9231

Local Radio: KLAC Sports (570 AM)

Home Court: Pauley Pavilion (13,800/1965)
Record in Pauley: 711-112 (51 years)
Press Row Phone: (310) 825-1899
Press Will-Call: Pauley Ticket Window
Press Row Location: Section 215, upstairs on south side

RECORD HOLDERS

POINTS
Career: 2608 – Don MacLean, 1989-92
Season: 870 – Lew Alcindor, 1967
Game: 61 – Lew Alcindor vs. Washington State, 2/25/67

THREE-POINT FIELD GOALS
Career: 329 – Bryce Alford, 2013-17
Season: 116 – Bryce Alford, 2017
Game: 9 – Four times. Last, Isaac Hamilton vs. Arizona State, 1/19/17

REBOUNDS
Career: 1370 – Bill Walton, 1972-74
Season: 506 – Bill Walton, 1973
Game: 28 – Willie Naulls vs. Arizona State, 1/28/56

ASSISTS
Career: 833 – Pooh Richardson, 1986-89
Season: 274 – Lonzo Ball, 2017
Game: 16 – Earl Watson vs. Maryland, 3/18/00

STEALS
Career: 235 – Earl Watson, 1998-2001
Season: 95 – Jordan Adams, 2014
Game: 11 – Tyus Edney vs. George Mason, 12/22/94

BLOCKED SHOTS
Career: 188 – Jelani McCoy, 1996-98
Season: 102 – Jelani McCoy, 1996
Game: 11 – Jelani McCoy vs. Maryland, 12/9/95

UCLA NUMERICAL ROSTER

| No. | Name | Pos. | Ht. | Wt. | Yr. | Exp. | Hometown/Last School |
|-----|-----------------------|------|------|-----|-------|------|--|
| 0 | Alex Olesinski* | F | 6-10 | 220 | R-So. | 1L | Roswell, N.M./La Lumiere School (Ind.) |
| 2 | Cody Riley | F | 6-10 | 265 | Fr. | HS | Kansas City, Kan./Sierra Canyon HS |
| 3 | Aaron Holiday | G | 6-1 | 185 | Jr. | 2L | Chatsworth, Calif./Campbell Hall HS |
| 4 | Jaylen Hands | G | 6-3 | 175 | Fr. | HS | San Diego, Calif./Foothills Christian HS |
| 5 | Chris Smith | G | 6-9 | 200 | Fr. | HS | Chicago, Ill./Huntington Prep (W.Va.) |
| 10 | Isaac Wulff | G | 6-3 | 180 | So. | HS | Laguna Beach, Calif./Laguna Beach HS |
| 13 | Kris Wilkes | G | 6-8 | 195 | Fr. | HS | Indianapolis, Ind./North Central HS |
| 14 | Gyorgy "G.G." Goloman | F | 6-11 | 225 | Sr. | 2L | Kormend, Hungary/The Sagemont School (Fla.) |
| 15 | LiAngelo Ball | G | 6-5 | 230 | Fr. | HS | Chino Hills, Calif./Chino Hills HS |
| 21 | Alec Wulff | G | 6-3 | 190 | Sr. | 3L | Laguna Beach, Calif./Laguna Beach HS |
| 22 | Armani Dodson | G | 6-5 | 190 | So. | HS | Fontana, Calif./Kaiser HS |
| 23 | Prince Ali* | G | 6-3 | 190 | R-So. | 1L | The Bronx, N.Y./The Sagemont School (Fla.) |
| 24 | Jalen Hill | F | 6-10 | 230 | Fr. | HS | Corona, Calif./Centennial HS |
| 30 | Joseph Wallace | G | 6-2 | 185 | Fr. | HS | Woodland Hills, Calif./Sierra Canyon HS |
| 34 | Ikenna Okwarabizie | C | 6-9 | 255 | Sr. | 2L | Lagos, Nigeria/East HS (Iowa)/Tyler Junior College (Texas) |
| 40 | Thomas Welsh | C | 7-0 | 255 | Sr. | 3L | Redondo Beach, Calif./Loyola HS |

* - Has used redshirt year. ^ - Walk-on. Returning starter in **bold**.



HEAD COACH - STEVE ALFORD

- Named the 13th head coach in Bruin history on March 30, 2013.
- In first four seasons at UCLA, led the Bruins to 96 total victories and three NCAA Sweet 16 appearances.
- Posted nation's second-best turnaround (+14 game improvement) with 31-5 record in 2016-17
- In 2013-14, he led the Bruins to 28 wins - tying the most by a first-year UCLA coach - and the program's first Pac-12 Tournament title since 2008.
- Has qualified for the postseason 20 times in his 26 years of coaching experience, including 10 NCAA Division I tournament berths.
- Reached 20+ wins in 14 of his 22 years of coaching at the Division I level.

| ALFORD YEAR-BY-YEAR | | ALL | | | CONFERENCE | | | POSTSEASON | |
|--------------------------------------|--------------|-----------------------|-----------------------|---------|------------|---------------------|---------------------|------------|--|
| Year | School | W-L | W-L | Fin. | Conf. | NCAA | Other | | |
| 1991-92 | Manchester | 4-16 | 3-11 | 8th | ICAC | | | | |
| 1992-93 | Manchester | 20-8 | 7-5 | T3rd | ICAC | | 0-1 | | |
| 1993-94 | Manchester | 23-4 | 10-2 | 1st | ICAC | | 0-1 | | |
| 1994-95 | Manchester | 31-1 | 12-0 | 1st | ICAC | | 5-1 # | | |
| <i>Manchester totals (4 years)</i> | | <i>78-29 (.729)</i> | <i>32-18 (.640)</i> | | | <i>0-0 (.000)</i> | <i>6-3 (.667)</i> | | |
| 1995-96 | Missouri St. | 16-12 | 11-7 | 4th | MVC | | | | |
| 1996-97 | Missouri St. | 24-9 | 12-6 | T2nd | MVC | | 0-1 | | |
| 1997-98 | Missouri St. | 16-16 | 11-7 | T3rd | MVC | | | | |
| 1998-99 | Missouri St. | 22-11 | 11-7 | T2nd | MVC | 2-1 | | | |
| <i>Missouri St. totals (4 years)</i> | | <i>78-48 (.619)</i> | <i>45-27 (.625)</i> | | | <i>2-1 (.667)</i> | <i>0-1 (.000)</i> | | |
| 1999-00 | Iowa | 14-16 | 6-10 | T7th | Big 10 | | | | |
| 2000-01 | Iowa | 23-12 | 7-9 | T6th ^ | Big 10 | 1-1 | | | |
| 2001-02 | Iowa | 19-16 | 5-11 | T8th | Big 10 | | 0-1 | | |
| 2002-03 | Iowa | 17-14 | 7-9 | T8th | Big 10 | | 2-1 | | |
| 2003-04 | Iowa | 16-13 | 9-7 | 4th | Big 10 | | 0-1 | | |
| 2004-05 | Iowa | 21-12 | 7-9 | 7th | Big 10 | 0-1 | | | |
| 2005-06 | Iowa | 25-9 | 11-5 | T2nd ^ | Big 10 | 0-1 | | | |
| 2006-07 | Iowa | 17-14 | 9-7 | 4th | Big 10 | | | | |
| <i>Iowa totals (8 years)</i> | | <i>152-106 (.589)</i> | <i>61-67 (.477)</i> | | | <i>1-3 (.250)</i> | <i>2-3 (.400)</i> | | |
| 2007-08 | New Mexico | 24-9 | 11-5 | 3rd | MWC | | 0-1 | | |
| 2008-09 | New Mexico | 22-12 | 12-4 | T1st | MWC | | 1-1 | | |
| 2009-10 | New Mexico | 30-5 | 14-2 | 1st | MWC | 1-1 | | | |
| 2010-11 | New Mexico | 22-13 | 8-8 | 5th | MWC | | 1-1 | | |
| 2011-12 | New Mexico | 28-7 | 10-4 | T1st \$ | MWC | 1-1 | | | |
| 2012-13 | New Mexico | 29-6 | 13-3 | 1st \$ | MWC | 0-1 | | | |
| <i>New Mexico totals (6 years)</i> | | <i>155-52 (.749)</i> | <i>68-26 (.723)</i> | | | <i>2-3 (.400)</i> | <i>2-3 (.400)</i> | | |
| 2013-14 | UCLA | 28-9 | 12-6 | 2nd & | Pac-12 | 2-1 | | | |
| 2014-15 | UCLA | 22-14 | 11-7 | 4th | Pac-12 | 2-1 | | | |
| 2015-16 | UCLA | 15-17 | 6-12 | 10th | Pac-12 | | | | |
| 2016-17 | UCLA | 31-5 | 15-3 | 3rd | Pac-12 | 2-1 | | | |
| <i>UCLA totals (4 years)</i> | | <i>96-45 (.681)</i> | <i>44-28 (.611)</i> | | | <i>6-3 (.667)</i> | | | |
| Career totals (26 years) | | 559-280 (.666) | 250-166 (.601) | | | 11-10 (.524) | 10-10 (.500) | | |

- NCAA Division III National Runner-Up; ^ - Big Ten Tournament Champions; \$ - Mountain West Tournament Champions; & - Pac-12 Tournament Champions

2017-18 SCHEDULE

November
 Fri., 10 vs. Georgia Tech (1) 8:30 p.m. ESPN
 Wed., 15 CENTRAL ARKANSAS (2) 8 p.m. PAC12
 Fri., 17 SOUTH CAROLINA STATE (2) 6 p.m. PAC12
 Mon., 20 vs. Creighton (3) 4 p.m. ESPN
 Tues., 21 vs. Baylor/Wisconsin (3) 4:30/7 p.m. ESPN3/2
 Sun., 26 UC IRVINE 3 p.m. PAC12
 Wed., 29 CSU BAKERSFIELD 7 p.m. PAC12

December
 Sun., 3 DETROIT MERCY 6 p.m. PAC12
 Wed., 6 MONTANA 8 p.m. PAC12
 Sat., 9 at Michigan 9 a.m. CBS
 Sat., 16 CINCINNATI 12:30 p.m. CBS
 Tues., 19 SOUTH DAKOTA 6 p.m. PAC12
 Sat., 23 vs. Kentucky (4) 1 p.m. CBS
 Fri., 29 WASHINGTON STATE* 8 p.m. ESPN2
 Sun., 31 WASHINGTON* 5 p.m. PAC12

January
 Thurs., 4 at Stanford* 7 p.m. FS1
 Sat., 6 at California* 3:30 p.m. PAC12
 Thurs., 11 UTAH* 8 p.m. ESPN/2
 Sat., 13 COLORADO* 7:30 p.m. PAC12
 Thurs., 18 at Oregon State* 8 p.m. FS1
 Sat., 20 at Oregon* 7 p.m. ESPN
 Thurs., 25 CALIFORNIA* 7:30 p.m. FS1
 Sat., 27 STANFORD* 7:30 p.m. PAC12

February
 Sat., 3 USC* 3/5:15 p.m. ESPN/2
 Thurs., 8 at Arizona* 7 p.m. ESPN
 Sat., 10 at Arizona State* 4 p.m. PAC12
 Thurs., 15 OREGON STATE* 8 p.m. FS1
 Sat., 17 OREGON* 7:15 p.m. ESPN/2
 Thurs., 22 at Utah* 6 p.m. ESPN/2
 Sun., 25 at Colorado* 1 p.m. ESPN

March
 Sat., 3 at USC* 7:15 p.m. ESPN
 7-10 Pac-12 Tournament (5)

(1) 2017 Pac-12 China Game, Shanghai, China
 (2) Hall of Fame Classic, Campus Games
 (3) Hall of Fame Classic, Kansas City, Mo. (Sprint Center)
 (4) CBS Sports Classic, New Orleans, La.
 (5) Las Vegas, Nev. (T-Mobile Arena)

* Pac-12 Game
 Game times PT

2016-17 RESULTS (31-5, 15-3)

NOVEMBER
 11 PACIFIC W, 119-80
 13 CSUN W, 102-87
 17 SAN DIEGO W, 88-68
 20 LONG BEACH STATE W, 114-77
 24 vs. Portland (1) W, 99-77
 25 vs. Nebraska (1) W, 82-71
 27 vs. Texas A&M (1) W, 74-67
 30 UC RIVERSIDE W, 98-56

DECEMBER
 3 at #1 Kentucky W, 97-92
 10 MICHIGAN W, 102-84
 14 UC SANTA BARBARA W, 102-62
 17 vs. Ohio State (2) W, 86-73
 21 WESTERN MICHIGAN W, 82-68
 28 at #21 Oregon * L, 87-89
 30 at Oregon State * W, 76-63

JANUARY
 5 CALIFORNIA * W, 81-71
 8 STANFORD * W, 89-75
 12 at Colorado * W, 104-89
 14 at Utah * W, 83-82
 19 ARIZONA STATE * W, 102-80
 21 #14 ARIZONA * L, 85-96
 25 at USC * L, 76-84

FEBRUARY
 1 at Washington State * W, 95-79
 4 at Washington * W, 107-66
 9 #5 OREGON * W, 82-79
 12 OREGON STATE * W, 78-60
 18 USC * W, 102-70
 23 at Arizona State * W, 87-75
 25 at #4 Arizona * W, 77-72

MARCH
 1 WASHINGTON * W, 98-66
 4 WASHINGTON STATE * W, 77-68
 9 vs. 6-USC (3) W, 76-74
 10 vs. #7 2-Arizona (3) L, 75-86
 17 vs. 14-Kent State (4) W, 97-80
 19 vs. #18 6-Cincinnati (4) W, 79-67
 24 vs. #5 2-Kentucky (5) L, 75-86

(1) Wooden Legacy, Fullerton & Anaheim, Calif. (Titan Gym & Honda Center)
 (2) CBS Sports Classic, Las Vegas, Nev. (T-Mobile Arena)
 (3) Pac-12 Tournament, Las Vegas, Nev. (T-Mobile Arena)
 (4) NCAA Tournament First & Second Round, Sacramento, Calif. (Golden 1 Center)
 (5) NCAA Tournament South Regional, Memphis, Tenn. (FedEx Forum)
 * Pac-12 Game 1 Rankings listed are Associated Press.

RECENT FINISHES

| Year | CONF. | | ALL | | Post. |
|-------|-------|------|-------|-------|-------|
| | W-L | Fin. | W-L | Post. | |
| 78-79 | 15-3 | 1 | 25-5 | NCAA | |
| 79-80 | 12-6 | 4 | 22-10 | NCAA | NCAA^ |
| 80-81 | 13-5 | 3 | 20-7 | NCAA | |
| 81-82 | 14-4 | 2 | 21-6 | | |
| 82-83 | 15-3 | 1 | 23-6 | NCAA | |
| 83-84 | 10-8 | 4 | 17-11 | | |
| 84-85 | 12-6 | 3t | 21-12 | NIT# | |
| 85-86 | 9-9 | 4 | 15-14 | NIT | |
| 86-87 | 14-4 | 1% | 25-7 | NCAA | |
| 87-88 | 12-6 | 2t | 16-14 | | |
| 88-89 | 13-5 | 3t | 21-10 | NCAA | |
| 89-90 | 11-7 | 4 | 22-11 | NCAA | |
| 90-91 | 11-7 | 2 | 23-9 | NCAA | |
| 91-92 | 16-2 | 1 | 28-5 | NCAA | |
| 92-93 | 11-7 | 3t | 22-11 | NCAA | |
| 93-94 | 13-5 | 2t | 21-7 | NCAA | |
| 94-95 | 16-2 | 1 | 31-2 | NCAA* | |
| 95-96 | 16-2 | 1 | 23-8 | NCAA | |
| 96-97 | 15-3 | 1 | 24-8 | NCAA | |
| 97-98 | 12-6 | 3 | 24-9 | NCAA | |
| 98-99 | 12-6 | 3 | 22-9 | NCAA | |
| 99-00 | 10-8 | 4t | 21-12 | NCAA | |
| 00-01 | 14-4 | 3 | 23-9 | NCAA | |
| 01-02 | 11-7 | 6 | 21-12 | NCAA | |
| 02-03 | 6-12 | 6t | 10-19 | | |
| 03-04 | 7-11 | 8t | 11-17 | | |
| 04-05 | 11-7 | 3t | 18-11 | NCAA | |
| 05-06 | 14-4 | 1% | 32-7 | NCAA+ | |
| 06-07 | 15-3 | 1 | 30-6 | NCAA^ | |
| 07-08 | 16-2 | 1% | 35-4 | NCAA^ | |
| 08-09 | 13-5 | 2 | 26-9 | NCAA | |
| 09-10 | 8-10 | 5 | 14-18 | | |
| 10-11 | 13-5 | 2 | 23-11 | NCAA | |
| 11-12 | 11-7 | 5t | 19-14 | | |
| 12-13 | 13-5 | 1 | 25-10 | NCAA | |
| 13-14 | 12-6 | 2% | 28-9 | NCAA | |
| 14-15 | 11-7 | 4 | 22-14 | NCAA | |
| 15-16 | 6-12 | 10 | 15-17 | | |
| 16-17 | 15-3 | 3 | 31-5 | NCAA | |

* - NCAA Champion; ^ - NCAA Final Four
 + - NCAA runner-up; # - NIT Champion
 % - Pac-10/12 Tournament Champion

2016-17 UCLA STATISTICS (Overall: 31-5, Pac-12: 15-3/3rd) - Returning players in bold.

| Player | GP-GS | Min/Avg | TOTAL | | 3-PTS | | REBOUNDS | | PF-FO | A | TO | Blk | Stl | Pts | Avg | | | |
|------------------------|--------------|-----------------|-----------------------------|-------------|-----------------|---------------------|----------------|-------------|---------------|-------------|------------|-------------|------------|-------------|-------------|-------------|------------|-------------|
| | | | FG-A | Pct | 3FG-A | Pct | FT-A | Pct | | | | | | | | Off/Def | Tot | Avg |
| Leaf, TJ | 35-35 | 1048/29.9 | 235-381 | .617 | 27-58 | .466 | 72-106 | .679 | 78/209 | 287 | 8.2 | 89-1 | 85 | 52 | 39 | 22 | 569 | 16.3 |
| Alford, Bryce | 36-36 | 1189/33.0 | 173-387 | .447 | 116-270 | .430 | 96-117 | .821 | 11/78 | 89 | 2.5 | 51-0 | 92 | 35 | 5 | 19 | 558 | 15.5 |
| Ball, Lonzo | 36-36 | 1262/35.1 | 189-343 | .551 | 80-194 | .412 | 66-98 | .673 | 33/183 | 216 | 6.0 | 65-1 | 274 | 89 | 28 | 66 | 524 | 14.6 |
| Hamilton, Isaac | 36-36 | 1080/30.0 | 193-426 | .453 | 74-202 | .366 | 47-57 | .825 | 30/98 | 128 | 3.6 | 63-0 | 99 | 71 | 6 | 25 | 507 | 14.1 |
| Holiday, Aaron | 36-0 | 949/26.4 | 150-309 | .485 | 53-129 | .411 | 88-111 | .793 | 12/91 | 103 | 2.9 | 81-2 | 158 | 87 | 6 | 39 | 441 | 12.3 |
| Welsh, Thomas | 32-32 | 802/25.1 | 151-258 | .585 | 1-11.000 | | 42-47 | .894 | 70/207 | 277 | 8.7 | 81-4 | 32 | 14 | 43 | 11 | 345 | 10.8 |
| Anigbogu, Ike | 29-0 | 377/13.0 | 57-101 | .564 | 0-0 | .000 | 23-43 | .535 | 41/76 | 117 | 4.0 | 72-2 | 6 | 24 | 35 | 5 | 137 | 4.7 |
| Goloman, Gyorgy | 35-5 | 401/11.5 | 54-93 | .581 | 1-10 | .100 | 21-33 | .636 | 26/59 | 85 | 2.4 | 69-2 | 23 | 23 | 29 | 21 | 130 | 3.7 |
| Dodson, Armani | 1-0 | 2/2.0 | 1-11.000 | | 0-0 | .000 | 0-0 | .000 | 1/0 | 1 | 1.0 | 0-0 | 0 | 0 | 0 | 0 | 2 | 2.0 |
| Wulff, Isaac | 5-0 | 10/2.0 | 2-21.000 | | 0-0 | .000 | 1-2 | .500 | 1/1 | 2 | 0.4 | 1-0 | 0 | 0 | 0 | 0 | 5 | 1.0 |
| Smith, Jerrold | 13-0 | 25/1.9 | 3-11 | .273 | 0-2 | .000 | 1-2 | .500 | 0/0 | 0 | 0.0 | 5-0 | 1 | 2 | 0 | 2 | 7 | 0.5 |
| Wulff, Alec | 13-0 | 24/1.8 | 2-6 | .333 | 2-6 | .333 | 0-0 | .000 | 0/1 | 1 | 0.1 | 2-0 | 1 | 0 | 0 | 1 | 6 | 0.5 |
| Okwarabizie, I. | 12-0 | 31/2.6 | 0-2 | .000 | 0-0 | .000 | 2-6 | .333 | 1/6 | 7 | 0.6 | 4-0 | 0 | 3 | 0 | 1 | 2 | 0.2 |
| TEAM | | | | | | | | | 39/33 | 72 | 2.0 | 1 | | 4 | | | | |
| UCLA | 36 | | 1210-2320.522354-872 | .406 | 459-622 | .738343/1042 | 1385 | 38.5 | 584-12 | 771 | 404 | 191 | 212 | 3233 | 89.8 | | | |
| Opponents | 36 | | 1000-2371.422310-849 | .365 | 409-602 | .679 | 417/835 | 1252 | 34.8 | 616- | 468 | 423 | 64 | 227 | 2719 | 75.5 | | |

TROJAN FACTS

Location: Los Angeles, CA 90089
Founded/Enrollment: 1880/44,000
Colors: Cardinal & Gold
 (Pantone® 201/123c)
Joined Pac-12: 1921-22
All-Time Record: 1,563-1,178 (110 years)

President: C.L. Max Nikias
Faculty Rep: Alan Green
Athletic Director: Lynn Swann
SWA: Donna Heinel

Head Coach: Andy Enfield
 (Johns Hopkins, '91)
Career Record: 111-92 (6 years)
USC Record: 70-64 (4 years)
Pac-12 Record: 24-48 (4 years)
Office: (213) 740-3815
Fax: (213) 740-7586

Associate Head Coach: Tony Bland
Assistant Coaches: Jason Hart, Chris Capko

Basketball SID: David Tuttle
E-mail: davidtut@usc.edu
Office: (213) 740-3806
Cell: (213) 725-3102

Local Radio: KSPN 710 AM

Home Court: Galen Center (10,258/2006)
Record in Galen Center: 123-59 (11 yrs.)
Press Row Phones: (213) 740-3900
Press Will-Call: Southeast side of the building (off Flower Street)
Press Row Location: Southeast endzone

RECORD HOLDERS

POINTS

Career: 2048 – Harold Miner, 1990-92
Season: 789 – Harold Miner, 1992
Game: 45 – John Block vs. Washington, 2/11/66

THREE-POINT FIELD GOALS

Career: 232 – Lodrick Stewart, 1999-2002
Season: 93 – Phil Glenn, 1993
Game: 9 – Twice. Last, Katin Reinhardt vs. Colorado, 1/29/15

REBOUNDS

Career: 1067 – Ron Riley, 1970-72
Season: 398 – Ron Riley, 1971
Game: 28 – Twice. Last, David Bluthenthal vs. ASU, 1/20/00

ASSISTS

Career: 779 – Brandon Granville, 1999-2002
Season: 248 – Brandon Granville, 2000
Game: 16 – Jordan McLaughlin vs. Lafayette, 12/23/15

STEALS

Career: 229 – Brandon Granville, 1999-2002
Season: 94 – Jeff Trepagnier, 2000
Game: 10 – Jeff Trepagnier vs. Utah State, 11/24/00

BLOCKED SHOTS

Career: 253 – Taj Gibson, 2007-2009
Season: 100 – Taj Gibson, 2009
Game: 8 – 3 times. Last, Avondre Jones Rhode Island, 12/30/95

USC NUMERICAL ROSTER

| No. | Name | Pos. | Ht. | Wt. | Yr. | Exp. | Hometown/Last School |
|-----|------------------------------|------|------|-----|-------|------|---|
| 0 | Shaqquan Aaron* | G | 6-7 | 195 | R-Jr. | 1L | Los Angeles, Calif./Rainier Beach HS (Wash.)/Louisville |
| 1 | Jordan Usher | G/F | 6-7 | 225 | Fr. | HS | Canton, Ga./Wheeler HS |
| 2 | Jonah Mathews | G | 6-3 | 195 | So. | 1L | Santa Monica, Calif./Santa Monica HS |
| 3 | Harrison Henderson | F | 6-10 | 225 | So. | 1L | Dallas, Texas/South Grand Prairie HS |
| 4 | Chimezie Metu | F | 6-11 | 225 | Jr. | 2L | Lawndale, Calif./Lawndale HS |
| 5 | Derryck Thornton* | G | 6-2 | 195 | R-So. | TR | Los Angeles, Calif./Findlay Prep (Nev.)/Duke |
| 11 | Jordan McLaughlin | G | 6-1 | 185 | Sr. | 3L | Etiwanda, Calif./Etiwanda HS |
| 12 | Devin Fleming | G | 6-2 | 190 | Jr. | 1L | Moreno Valley, Calif./Valley View HS/Mt. San Jacinto |
| 13 | Charles (Chuck) O'Bannon Jr. | G | 6-6 | 210 | Fr. | HS | Las Vegas, Nev./Bishop Gorman HS |
| 21 | Kurt Karis^ | G | 6-1 | 195 | R-Sr. | 1L | Northbrook, Ill./Glenbrook North/Chicago State |
| 22 | De'Anthony Melton | G | 6-4 | 200 | So. | 1L | North Hollywood, Calif./Crespi HS |
| 25 | Bennie Boatwright | F | 6-10 | 227 | Jr. | 2L | Mission Hills, Calif./Village Christian HS |
| 30 | Elijah Stewart | G | 6-5 | 195 | Sr. | 3L | DeRidder, La./Westchester HS |
| 31 | Nick Rakocevic | F | 6-11 | 225 | So. | 1L | Chicago, Ill./St. Joseph's HS |
| 34 | Victor Uyaelunmo | F | 6-11 | 220 | Fr. | HS | Miami, Fla./Calvary Christian Academy |

*- Has used redshirt year. ^ - Walk-on. Returning starter in **bold**.



HEAD COACH - ANDY ENFIELD

- Named USC's head coach on April 1, 2013.
- In his past two seasons at USC, Enfield has led the Trojans to 47 victories, including a school-record 26 in 2016-17, and back-to-back NCAA Tournament appearances for the first time since 2007-08.
- Enjoyed two historic seasons at Florida Gulf Coast, tallied a 41-28 record including a school-record 26 victories and an Atlantic Sun Championship title in 2012-13.
- Guided FGCU to the 2013 NCAA Tournament Sweet 16, the first-ever No. 15 seed to do so in the history of the NCAA Division I Championship.
- Third Team NABC All-American (1991) and two-time First Team CoSIDA/GTE Academic All-American (1990-91) as student-athlete at Johns Hopkins.

ENFIELD YEAR-BY-YEAR

| Year | School | ALL W-L | CONFERENCE W-L | Fin. | Conf. | POSTSEASON NCAA | Other |
|--------------------------------|--------------------|----------------------|---------------------|------|--------|-------------------|------------|
| 2011-12 | Florida Gulf Coast | 15-17 | 8-10 | T5th | A-Sun | | |
| 2012-13 | Florida Gulf Coast | 26-11 | 13-5 | 2nd | A-Sun | 2-1 | |
| <i>FGCU totals (2 years)</i> | | <i>41-28 (.594)</i> | <i>21-15 (.583)</i> | | | <i>2-1 (.667)</i> | <i>0-0</i> |
| 2013-14 | USC | 11-21 | 2-16 | 12th | Pac-12 | | |
| 2014-15 | USC | 12-20 | 3-15 | 12th | Pac-12 | | |
| 2015-16 | USC | 21-13 | 9-9 | T6th | Pac-12 | 0-1 | |
| 2016-17 | USC | 26-10 | 10-8 | T5th | Pac-12 | 2-1 | |
| <i>USC totals (4 years)</i> | | <i>70-64 (.522)</i> | <i>24-48 (.333)</i> | | | <i>2-2 (.500)</i> | |
| Career totals (6 years) | | 111-92 (.547) | 45-63 (.417) | | | 4-3 (.571) | |

ALL CONFERENCE POSTSEASON

| ALL W-L | CONFERENCE W-L | Fin. | Conf. | POSTSEASON NCAA | Other |
|----------------------|---------------------|------|--------|-------------------|------------|
| 15-17 | 8-10 | T5th | A-Sun | | |
| 26-11 | 13-5 | 2nd | A-Sun | 2-1 | |
| <i>41-28 (.594)</i> | <i>21-15 (.583)</i> | | | <i>2-1 (.667)</i> | <i>0-0</i> |
| 11-21 | 2-16 | 12th | Pac-12 | | |
| 12-20 | 3-15 | 12th | Pac-12 | | |
| 21-13 | 9-9 | T6th | Pac-12 | 0-1 | |
| 26-10 | 10-8 | T5th | Pac-12 | 2-1 | |
| <i>70-64 (.522)</i> | <i>24-48 (.333)</i> | | | <i>2-2 (.500)</i> | |
| 111-92 (.547) | 45-63 (.417) | | | 4-3 (.571) | |

UTE FACTS

Location: Salt Lake City, UT 84112
Founded/Enrollment: 1850/32,061
Colors: Crimson (Pantone® 187) & White
Joined Pac-12: 2011-12
All-Time Record: 1,780-980 (109 years)

President: David W. Pershing, Ph.D
Faculty Rep: Karen Paisley
Athletic Director: Dr. Chris Hill
SWA: Nona Richardson

Head Coach: Larry Krystkowiak
 (Montana '96)
Career Record: 157-105 (8 years)
Utah Record: 115-85 (6 years)
Pac-12 Record: 54-54 (6 years)
Office: (801) 581-5451
Fax: (801) 581-4358

Associate Head Coach: Tommy Connor
Assistant Coaches: DeMarlo Slocum, Andy Hill

Basketball SID: Dameon Myres
E-mail: dmyres@huntsman.utah.edu
Office: (801) 587-7298
Cell: (801) 201-4834

Local Radio: ESPN (700 AM)

Home Court: Jon M. Huntsman Center
 (15,000/1969)
Record in Huntsman Center: 607-149 (47 yrs.)
Press Row Phones: (801) 581-6657
Press Will-Call: Ticket office, Southeast corner of Huntsman Center
Press Row Location: Top of lower bowl, south side, midcourt

RECORD HOLDERS

POINTS

Career: 2542 – Keith Van Horn, 1993-97
Season: 1009 – Billy McGill, 1962
Game: 60 – Billy McGill vs. Brigham Young, 2/24/62

THREE-POINT FIELD GOALS

Career: 287 – Nick Jacobson, 2000-04
Season: 99 – Nick Jacobson, 2004
Game: 8 – Johnnie Bryant vs. TCU, 2/26/08

REBOUNDS

Career: 1106 – Billy McGill, 1959-62
Season: 430 – Billy McGill, 1961
Game: 24 – Billy McGill vs. UCLA, 12/29/61

ASSISTS

Career: 778 – Jeff Jonas, 1973-77
Season: 309 – Jeff Jonas, 1977
Game: 16 – Scott Jones vs. Brigham Young, 1/12/74

STEALS

Career: 254 – Andre Miller, 1995-99
Season: 84 – Andre Miller, 1999
Game: 8 – Brandon Jessie vs. San Diego State, 1/15/96

BLOCKED SHOTS

Career: 219 – David Foster, 2006-07, 2009-2013
Season: 115 – David Foster, 2010
Game: 10 – David Foster at Weber State, 12/2/09

UTAH NUMERICAL ROSTER

| No. | Name | Pos. | Ht. | Wt. | Yr. | Exp. | Hometown/Last School |
|-----|-----------------------|------|------|-----|-------|------|---|
| 0 | Sedrick Barefield | G | 6-2 | 190 | Jr. | 1L | Corona, Calif./Centennial HS/SMU |
| 1 | Justin Bibbins | G | 5-8 | 150 | Sr. | TR | Carson, Calif./Bishop Montgomery HS/Long Beach State |
| 2 | Kolbe Caldwell | G | 6-5 | 205 | So. | TR | Bowling Green, Ky./Warren Central HS/Shawnee CC |
| 3 | Donnie Tillman | F | 6-7 | 225 | Fr. | HS | Detroit, Mich./Findlay Prep |
| 5 | Parker Van Dyke | G | 6-3 | 185 | Jr. | 1L | Salt Lake City, Utah/East HS |
| 10 | Jake Connor | G | 6-3 | 181 | Jr. | 2L | Salt Lake City, Utah/Highland HS |
| 11 | Chris Seeley* | F | 6-8 | 215 | R-Fr. | HS | Fresno, Calif./Central HS |
| 13 | David Collette | F | 6-10 | 220 | Sr. | 1L | Murray, Utah/Utah State |
| 14 | Brooks King | G | 6-3 | 200 | Fr. | HS | Boise, Idaho/Centennial HS |
| 15 | Nate Duda | G | 6-5 | 190 | So. | TR | Framingham, Mass./St. Andrew's Prep/North Platte CC |
| 20 | Beau Rydalch | G | 6-6 | 205 | So. | HS | Oakley, Utah/South Summit HS |
| 21 | Tyler Rawson | F | 6-10 | 225 | Sr. | 1L | American Fork, Utah/Salt Lake CC |
| 30 | Gabe Bealer | G/F | 6-6 | 183 | Sr. | 2L | Antelope, Calif./City College of San Francisco |
| 34 | Jayce Johnson | F/C | 7-0 | 235 | So. | 1L | Mission Viejo, Calif./Santa Monica HS |
| 40 | Marc Reininger | F | 6-9 | 220 | So. | 1L | Monument, Colo./Regis Jesuit HS |
| 43 | Jakub Jokl | F | 6-11 | 230 | So. | 1L | Havlickuv, Czech Republic/Canarias Basketball Academy |
| 50 | Christian Popoola | G | 6-4 | 190 | Fr. | HS | Las Vegas, Nev./Bishop Gorman HS |
| 55 | Devante Doutrive# | G | 6-5 | 190 | Fr. | HS | Woodland Hills, Calif./Birmingham HS |

* - Has used redshirt year. ^ - Walk-on. Returning starter in **bold**. # - Will sit the 2017-18 season.



HEAD COACH - LARRY KRYSTKOWIAK

- Named the 15th men's basketball coach in Utah history on April 4, 2011.
- Has guided Utes to four consecutive 20-win seasons and postseason bids, including back-to-back NCAA Tournament appearances in 2015 and 2016 with a Sweet 16 berth in 2015.
- Went 42-20 in his first collegiate coaching job at his alma mater Montana, capturing both Big Sky Tournament championships in his two-year tenure.
- Enjoyed a nine-year NBA playing career after being selected in the second round of the 1986 NBA Draft by the Chicago Bulls.
- The only three-time Player of the Year in Big Sky Conference history and a two-time CoSIDA/GTE Academic All-American at Montana.

| KRYSTKOWIAK YEAR-BY-YEAR | | ALL | | CONFERENCE | | POSTSEASON | |
|---------------------------------|---------|-----------------------|---------------------|------------|---------|-------------------|-------------------|
| Year | School | W-L | W-L | Fin. | Conf. | NCAA | Other |
| 2004-05 | Montana | 18-13 | 9-5 | T2nd | Big Sky | 0-1 | |
| 2005-06 | Montana | 24-7 | 10-4 | 2nd | Big Sky | 1-1 | |
| <i>Montana totals (2 years)</i> | | <i>42-20 (.677)</i> | <i>19-9 (.679)</i> | | | <i>1-2 (.333)</i> | <i>0-0</i> |
| 2011-12 | Utah | 6-25 | 3-15 | 11th | Pac-12 | | |
| 2012-13 | Utah | 15-18 | 5-13 | 10th | Pac-12 | | |
| 2013-14 | Utah | 21-12 | 9-9 | T8th | Pac-12 | | 0-1 (NIT) |
| 2014-15 | Utah | 26-9 | 13-5 | T2nd | Pac-12 | 2-1 | |
| 2015-16 | Utah | 27-9 | 13-5 | 2nd | Pac-12 | 1-1 | |
| 2016-17 | Utah | 20-12 | 11-7 | 4th | Pac-12 | | 0-1 (NIT) |
| <i>Utah totals (6 years)</i> | | <i>115-85 (.575)</i> | <i>54-54 (.500)</i> | | | <i>3-2 (.600)</i> | <i>0-2 (.000)</i> |
| Career totals (8 years) | | 157-105 (.599) | 73-63 (.537) | | | 4-4 (.500) | 0-2 (.000) |

HUSKY FACTS

Location: Seattle, WA 98195
Founded/Enrollment: 1861/46,081
Colors: Purple & Gold
 (Pantone® 5265/7502)
Joined Pac-12: 1915-16
All-Time Record: 1,745-1,161 (119 years)

President: Ana Mari Cauce
Faculty Rep: Frank Hodge
Athletic Director: Jennifer Cohen
SWA: Erin O'Connell

Head Coach: Mike Hopkins
 (Syracuse '93)

Career Record: 0-0
UW Record: 0-0
Pac-12 Record: 0-0
Office: (206) 543-2210

Assistant Coaches: Cameron Dollar, Dave Rice, Will Conroy

Basketball SID: Ashley Walker
E-mail: awalker1@uw.edu
Cell: (206) 240-3899

Local Radio: KOMO (1000 AM/97.7 FM)

Home Court: Alaska Airlines Arena
 (10,000/1927)

Record in Alaska Airlines Arena:
 940-336 (89 years)

Press Row Phone: 206/543-2230

Press Will-Call: Southeast

Press Row Location: South side,
 concourse level

RECORD HOLDERS

POINTS

Career: 2073 – Chris Welp, 1984-87
Season: 846 – Bob Houbregs, 1953
Game: 49 – Bob Houbregs vs. Idaho,
 1/10/53

THREE-POINT FIELD GOALS

Career: 301 – C.J. Wilcox, 2011-14
Season: 90 – C.J. Wilcox, 2014
Game: 9 – Ryan Appleby at Oregon
 State, 2/16/08

REBOUNDS

Career: 1283 – Jon Brockman, 2006-09
Season: 391 – Jon Brockman, 2009
Game: 30 – Ed Corell vs. Oregon,
 2/24/62

ASSISTS

Career: 515 – Will Conroy, 2002-05
Season: 219 – Will Conroy, 2005
Game: 16 – Rafael Stone vs. Cal,
 2/20/70

STEALS

Career: 195 – Jamie Booker, 1994-97
Season: 67 – Bryant Boston, 1995
Game: 9 – Jason Hamilton vs. Eastern
 Washington, 11/28/95

BLOCKED SHOTS

Career: 186 – Chris Welp, 1984-87
Season: 88 – Malik Dime, 2015-16
Game: 8 – Robert Upshaw vs. San Jose
 State, 11/27/14

WASHINGTON NUMERICAL ROSTER

| No. | Name | Pos. | Ht. | Wt. | Yr. | Exp. | Hometown/Last School |
|-----|-------------------------|------|------|-----|-----|------|--|
| 0 | Bitumba Baruti | G | 6-6 | 210 | So. | 1L | Democratic Republic of Congo/Mountain Mission School (Va.) |
| 1 | David Crisp | G | 6-0 | 195 | Jr. | 2L | Tacoma, Wash./Brewster Academy (N.H.) |
| 2 | Dan Kingma | G | 5-10 | 160 | Sr. | 3L | Mill Creek, Wash./Jackson HS |
| 4 | Matisse Thybulle | F | 6-5 | 195 | Jr. | 2L | Issaquah, Wash./Eastside Catholic HS |
| 5 | Jaylen Nowell | G | 6-4 | 200 | Fr. | HS | Seattle, Wash./Garfield |
| 11 | Nahziah Carter | F | 6-6 | 205 | Fr. | HS | Rochester, N.Y./Bishop Kearney HS |
| 12 | Jason Crandall | G | 6-0 | 180 | So. | HS | Issaquah, Wash./Issaquah HS |
| 13 | Hameir Wright | F | 6-9 | 215 | Fr. | HS | Albany, N.Y./Albany Academy |
| 14 | Michael Carter III | G | 6-4 | 190 | Fr. | HS | Seattle, Wash./O'Dea HS |
| 15 | Noah Dickerson | F | 6-8 | 245 | Jr. | 2L | Atlanta, Ga./Montverde Academy (Fla.) |
| 22 | Dominic Green | F | 6-6 | 190 | Jr. | 2L | Seattle, Wash./Hazen HS |
| 23 | Carlos Johnson | G | 6-3 | 215 | So. | 1L | Centralia, Ill./Findlay Prep (Nev.) |
| 24 | Devenir Duruisseau | F | 6-8 | 245 | Jr. | 2L | Palmdale, Calif./Fishburne Military Academy |
| 32 | Greg Bowman | F | 6-7 | 225 | Sr. | 3L | Mountlake Terrace, Wash./Mountlake Terrace HS |
| 33 | Sam Timmins | F | 6-11 | 265 | So. | 1L | Dunedin, New Zealand/Middleton Grange |

* - Has used redshirt year. ^ - Walk-on. Returning starter in **bold**.



HEAD COACH - MIKE HOPKINS

- Named 19th head coach in Washington program history on March 19, 2017.
- Spent 22 seasons as assistant coach at Syracuse, helping the Orange to 16 NCAA Tournaments, including the 2003 NCAA National Championship, four Final Fours, five Elite Eights and 10 Sweet 16s.
- Court coach for nine various Team USA coaching staffs, winning six titles, including gold medals at the 2014 World Championships and 2016 Summer Olympics.
- Played 111 career games at Syracuse from 1989-93 and professionally in the Continental Basketball Association, Netherlands and Turkey.
- Native of San Mateo, Calif., who won state championship at Mater Dei High School in 1987.

HOPKINS YEAR-BY-YEAR
 Year School
 First season as head coach
Washington totals
Career totals

| ALL W-L | CONFERENCE W-L | Fin. | Conf. | POSTSEASON NCAA | Other |
|-------------------|-------------------|------|-------|-----------------|-------|
| 0-0 (.000) | 0-0 (.000) | | | | |
| 0-0 (.000) | 0-0 (.000) | | | | |

| 2017-18 SCHEDULE | | | | 2016-17 RESULTS (9-22, 2-16) | | | RECENT FINISHES | | | | |
|------------------|------------|-----------------------------------|------------------------|---------------------------------|--------------------------|---------------|-----------------|------|------|-------|-------|
| | | | | NOVEMBER | | | CONF. | | ALL | | |
| Month | Date | Opponent | Time / TV | Date | Opponent | Result | Year | W-L | Fin. | W-L | Post. |
| November | | | | | | | | | | | |
| | Fri., 10 | BELMONT | 7 p.m. PAC12WA | 13 | YALE | L, 90-98 | 78-79 | 6-12 | 8t | 11-16 | |
| | Sun., 12 | EASTERN WASHINGTON | 5 p.m. PAC12 | 17 | CS FULLERTON | W, 104-88 | 79-80 | 9-9 | 5 | 18-10 | NIT |
| | Thurs., 16 | vs. Providence (1) | 6:30 p.m. ESPN2 | 20 | NORTHERN ARIZONA | W, 92-58 | 80-81 | 8-10 | 5t | 14-13 | |
| | Fri., 17 | vs. Virginia Tech/Saint Louis (1) | 2/4 p.m. ESPN2 | 22 | LONG BEACH STATE | W, 94-88 | 81-82 | 11-7 | 4 | 19-10 | NIT |
| | Fri., 24 | SEATTLE U | 12 p.m. PAC12 | 25 | vs. Western Kentucky (1) | W, 86-47 | 82-83 | 7-11 | 6t | 16-15 | |
| | Sun., 26 | UC DAVIS | 5 p.m. PAC12 | 26 | vs. TCU (1) | L, 80-93 | 83-84 | 15-3 | 1t | 24-7 | NCAA* |
| | Tues., 28 | KENNESAW STATE | 6 p.m. PAC12 | 30 | at TCU | L, 71-86 | 84-85 | 13-5 | 1t | 22-10 | NCAA |
| December | | | | | | | | | | | |
| | Sun., 3 | OMAHA | 4 p.m. PAC12 | 7 | at #8 Gonzaga | L, 71-98 | 85-86 | 13-5 | 2 | 19-12 | NCAA |
| | Wed., 6 | vs. Kansas (2) | 6 p.m. ESPN2 | 11 | NEVADA | L, 85-87 | 86-87 | 10-8 | 3t | 20-15 | NIT |
| | Sun., 10 | GONZAGA | 5 p.m. PAC12 | 18 | WESTERN MICHIGAN | W, 92-86 | 87-88 | 5-13 | 8t | 10-19 | |
| | Sun., 17 | LOYOLA MARYMOUNT | 3 p.m. PAC12 | 20 | CAL POLY | W, 77-61 | 88-89 | 8-10 | 6 | 12-16 | |
| | Tues., 19 | BETHUNE-COOKMAN | 7 p.m. PAC12WA | 22 | at Seattle | W, 94-72 | 89-90 | 5-13 | 9 | 11-17 | |
| | Fri., 22 | MONTANA | 8 p.m. PAC12 | JANUARY | | | 90-91 | 5-13 | 10 | 14-14 | |
| | Fri., 29 | at USC* | 7:30 p.m. PAC12 | 1 | WASHINGTON STATE * | L, 74-79 | 91-92 | 5-13 | 8 | 12-17 | |
| | Sun., 31 | at UCLA* | 5 p.m. PAC12 | 4 | #15 OREGON * | L, 61-83 | 92-93 | 7-11 | 8 | 13-14 | |
| January | | | | 7 | OREGON STATE * | W, 87-61 | | | | | |
| | Sat., 6 | at Washington State* | 1 p.m. PAC12 | 12 | at California * | L, 59-69 | 93-94 | 3-15 | 9 | 5-22 | |
| | Thurs., 11 | CALIFORNIA* | 8 p.m. PAC12 | 14 | at Stanford * | L, 69-76 | 94-95 | 5-13 | 7t | 9-18 | |
| | Sat., 13 | STANFORD* | 5 p.m. PAC12 | 18 | COLORADO * | W, 85-83 (OT) | 95-96 | 9-9 | 5t | 16-12 | NIT |
| | Thurs., 18 | at Utah* | 7 p.m. PAC12 | 21 | UTAH * | L, 72-94 | 96-97 | 10-8 | 6 | 17-11 | NIT |
| | Sat., 20 | at Colorado* | 3 p.m. PAC12 | 25 | at Arizona State * | L, 75-86 | 97-98 | 11-7 | 4 | 20-10 | NCAA* |
| | Sun., 28 | WASHINGTON STATE* | 5 p.m. ESPNU | 29 | at #7 Arizona * | L, 66-77 | | | | | |
| February | | | | FEBRUARY | | | | | | | |
| | Thurs., 1 | ARIZONA STATE* | 8 p.m. PAC12 | 1 | USC * | L, 74-82 | 98-99 | 10-8 | 4 | 17-12 | NCAA |
| | Sat., 3 | ARIZONA* | 7:30 p.m. PAC12 | 4 | #11 UCLA * | L, 66-107 | 99-00 | 5-13 | 8t | 10-20 | |
| | Thurs., 8 | at Oregon* | 7 p.m. FS1 | 9 | at Colorado * | L, 66-81 | 00-01 | 4-14 | 9t | 10-20 | |
| | Sat., 10 | at Oregon State* | 7 p.m. ESPNU | 11 | at Utah * | L, 61-85 | 01-02 | 5-13 | 8 | 11-18 | |
| | Thurs., 15 | UTAH* | 6 p.m. PAC12 | 16 | ARIZONA STATE * | L, 81-83 | 02-03 | 5-13 | 9 | 10-17 | |
| | Sat., 17 | COLORADO* | 5 p.m. PAC12 | 18 | #5 ARIZONA * | L, 68-76 | 03-04 | 12-6 | 2 | 19-12 | NCAA |
| | Thurs., 22 | at Stanford* | 6 p.m. PAC12 | 26 | at Washington State * | L, 71-79 | 04-05 | 14-4 | 2^ | 29-6 | NCAA* |
| | Sat., 24 | at California* | 1:30 p.m. PAC12 | MARCH | | | 05-06 | 13-5 | 2 | 26-7 | NCAA* |
| March | | | | 1 | at #3 UCLA * | L, 66-98 | 06-07 | 8-10 | 7 | 19-13 | |
| | Thurs., 1 | OREGON STATE* | 8 p.m. ESPN2 | 4 | at USC * | L, 58-74 | 07-08 | 7-11 | 8 | 16-17 | CBI |
| | Sat., 3 | OREGON* | 12/2/4 p.m. PAC12WA/OR | 8 | vs. 6-USC (2) | L, 73-78 | 08-09 | 14-4 | 1 | 26-9 | NCAA |
| | 7-10 | Pac-12 Tournament (3) | | | | | 09-10 | 11-7 | 3^ | 26-10 | NCAA* |

^ - Pac-10 Tournament Champion
* - NCAA Sweet 16

(1) 2K Sports Classic, New York, N.Y. (Madison Square Garden)
(2) Kansas City, Mo. (Sprint Center)
(3) Las Vegas, Nev. (T-Mobile Arena)

* Pac-12 Game
Game times PT

(1) Global Sports Classic, Las Vegas, Nev. (Thomas & Mack Center)
(2) Pac-12 Tournament, Las Vegas, Nev. (T-Mobile Arena)
* Pac-12 Game I Rankings listed are Associated Press.

2016-17 WASHINGTON STATISTICS (Overall: 9-22, Pac-12: 2-16/11th) - Returning players in **bold**.

| Player | GP-GS | Min/Avg | TOTAL | | 3-PTS | REBOUNDS | | PF-FO | A | TO | Blk | Stl | Pts | Avg | | | | |
|---------------------|--------------|------------------|-----------------|-------------|----------------|-------------|----------------|-------------|----------------|-------------|-------------|---------------|------------|------------|------------|------------|-------------|-------------|
| | | | FG-A | Pct | | Off/Def | Tot | | | | | | | | Avg | | | |
| Fultz, Markelle | 25-25 | 892/35.7 | 209-439 | .476 | 52-126 | .413 | 109-168 | .649 | 33/110 | 143 | 5.7 | 63-1 | 148 | 80 | 30 | 40 | 579 | 23.2 |
| Crisp, David | 31-31 | 1020/32.9 | 151-367 | .411 | 77-210 | .367 | 48-70 | .686 | 25/73 | 98 | 3.2 | 73-3 | 97 | 76 | 4 | 17 | 427 | 13.8 |
| Dickerson, Noah | 31-27 | 842/27.2 | 146-267 | .547 | 1-9 | .111 | 96-142 | .676 | 83/170 | 253 | 8.2 | 98-4 | 24 | 45 | 14 | 15 | 389 | 12.5 |
| Thybulle, Matisse | 31-31 | 925/29.8 | 117-261 | .448 | 53-131 | .405 | 37-44 | .841 | 25/71 | 96 | 3.1 | 90-4 | 55 | 63 | 22 | 65 | 324 | 10.5 |
| Johnson, Carlos | 31-4 | 555/17.9 | 71-175 | .406 | 7-32 | .219 | 33-54 | .611 | 45/47 | 92 | 3.0 | 72-3 | 21 | 38 | 7 | 9 | 182 | 5.9 |
| Dime, Malik | 20-13 | 429/21.5 | 42-83 | .506 | 0-0 | .000 | 26-43 | .605 | 44/65 | 109 | 5.5 | 57-0 | 16 | 22 | 49 | 9 | 110 | 5.5 |
| Green, Dominic | 30-2 | 648/21.6 | 57-180 | .317 | 28-100 | .280 | 22-29 | .759 | 21/42 | 63 | 2.1 | 56-1 | 21 | 29 | 12 | 12 | 164 | 5.5 |
| Timmins, Sam | 31-18 | 453/14.6 | 45-92 | .489 | 2-7 | .286 | 6-16 | .375 | 40/79 | 119 | 3.8 | 50-0 | 9 | 37 | 20 | 11 | 98 | 3.2 |
| Atewe, Matthew | 19-4 | 165/8.7 | 16-31 | .516 | 0-0 | .000 | 10-21 | .476 | 19/24 | 43 | 2.3 | 26-1 | 1 | 13 | 13 | 3 | 42 | 2.2 |
| Bowman, Greg | 11-0 | 18/1.6 | 5-9 | .556 | 0-0 | .000 | 2-6 | .333 | 5/6 | 11 | 1.0 | 1-0 | 1 | 1 | 0 | 1 | 12 | 1.1 |
| Kingma, Dan | 19-0 | 118/6.2 | 5-17 | .294 | 4-13 | .308 | 2-6 | .333 | 1/9 | 10 | 0.5 | 16-0 | 9 | 8 | 0 | 3 | 16 | 0.8 |
| Baruti, Bitumba | 17-0 | 76/4.5 | 4-14 | .286 | 0-6 | .000 | 3-31 | .000 | 4/3 | 7 | 0.4 | 12-0 | 2 | 5 | 0 | 2 | 11 | 0.6 |
| Barnard, Quin | 10-0 | 14/1.4 | 2-5 | .400 | 2-5 | .400 | 0-0 | .000 | 1/0 | 1 | 0.1 | 0-0 | 2 | 1 | 0 | 0 | 6 | 0.6 |
| Duruiseau, Devenir | 19-0 | 71/3.7 | 4-10 | .400 | 0-0 | .000 | 0-0 | .000 | 3/14 | 17 | 0.9 | 14-0 | 2 | 5 | 1 | 1 | 8 | 0.4 |
| TEAM | | | | | | | | | 52/42 | 94 | 3.0 | 0 | | 2 | | | | |
| Total | 31 | | 874-1950 | .448 | 226-639 | .354 | 394-602 | .654 | 401/755 | 1156 | 37.3 | 628-17 | 408 | 425 | 172 | 188 | 2368 | 76.4 |
| Opponents | 31 | | 898-1926 | .466 | 236-591 | .399 | 481-669 | .719 | 345/747 | 1092 | 35.2 | 570-10 | 470 | 372 | 118 | 219 | 2513 | 81.1 |

COUGAR FACTS

Location: Pullman, WA 99164
Founded/Enrollment: 1890/20,193
Colors: Crimson & Gray (Pantone® 201c/CG11)
Joined Pac-12: 1916-17
All-Time Record: 1,572-1,485 (115 years)

President: Kirk Schulz
Faculty Rep: Nancy Swanger
Director of Athletics: Bill Moos
SWA: Anne McCoy

Head Coach: Ernie Kent
 (Oregon '77)
Career Record: 360-311 (22 years)
WSU Record: 35-58 (3 years)
Pac-12 Record: 123-165 (16 years)
Office: (509) 335-0240
Fax: (509) 335-0267

Assistant Coaches: Curtis Allen, Ed Haskins, Bennie Seltzer

Basketball SID: Jessica Holmes
E-mail: jessica.holmes@wsu.edu
Office: (509) 335 0255
Cell: (509) 781-0550

Local Radio: KXLY (920 AM)

Home Court: Friel Court (11,671/1973)
Record in Friel: 350-216 (44 years)
Press Row Phone: (509) 335-4940
Press Will-Call: Tunnel entrance, east side
Press Row Location: Upper level, opposite benches

RECORD HOLDERS

POINTS
Career: 2003 – Isaac Fontaine, 1994-97
Season: 733 – Klay Thompson, 2011
Game: 45 – Brian Quinnett vs. Loyola Marymount, 12/5/86

THREE-POINT FIELD GOALS
Career: 249 – DaVonté Lacy, 2012-15
Season: 98 – Klay Thompson, 2011
Game: 9 – Four times. Last, Derrick Low vs. Oregon, 1/27/07

REBOUNDS
Career: 1015 – Josh Hawkinson, 2013-17
Season: 334 – Josh Hawkinson, 2014-15
Game: 27 – Jim McKean vs. West Virginia, 12/28/66

ASSISTS
Career: 473 – Bennie Seltzer, 1990-93
Season: 193 – Reggie Moore, 2012
Game: 15 – Donminic Ellison vs. Cal State Northridge, 1/25/95

STEALS
Career: 204 – Don Collins, 1977-80
Season: 76 – Don Collins, 1980
Game: 8 – Twice. Last, Mike Bush vs. Portland State, 12/20/99

BLOCKED SHOTS
Career: 176 – James Donaldson, 1976-79
Season: 82 – James Donaldson, 1978
Game: 10 – James Donaldson vs. Seattle Univ., 12/6/77

WASHINGTON STATE NUMERICAL ROSTER

| No. | Name | Pos. | Ht. | Wt. | Yr. | Exp. | Hometown/Last School |
|-----|----------------------|------|------|-----|-------|------|--|
| 1 | Jamar Ergas* | G | 6-3 | 190 | R-Fr. | HS | Toronto, Ontario, Canada/Elite 1 Academy (Ariz.) |
| 2 | TJ Mickelson^ | G | 6-1 | 160 | Fr. | HS | Olympia, Wash./Capital HS |
| 3 | Robert Franks | F | 6-7 | 230 | Jr. | 2L | Vancouver, Wash./Evergreen HS |
| 4 | Viont'e Daniels | G | 6-2 | 162 | Jr. | 2L | Federal Way, Wash./Federal Way HS |
| 5 | Milan Acquaaah* | G | 6-3 | 195 | R-Fr. | HS | Bakersfield, Calif./Cathedral HS |
| 10 | KJ Langston | G | 6-4 | 190 | R-Jr. | 1L | Chicago, Ill./St. Patrick HS/Chabot College (Calif.) |
| 11 | Deonte' Dixon^ | G | 6-2 | 190 | Sr. | TR | Bremerton, Wash./Bremerton HS/Ave Maria |
| 12 | Steven Shpreyregin^ | G | 6-1 | 185 | Sr. | 1L | Seattle, Wash./Nathan Hale HS/Skagit Valley College |
| 13 | Jeff Pollard | F | 6-9 | 243 | So. | 1L | Bountiful, Utah/Impact Academy (Nev.) |
| 22 | Malachi Flynn | G | 6-1 | 175 | So. | 1L | Tacoma, Wash./Bellarmine Prep |
| 25 | Arinze Chidom* | F | 6-9 | 205 | R-Fr. | HS | Oakland, Calif./Bishop O'Dowd HS/Sunrise Christian Prep (Kan.)/Merritt College |
| 32 | Davante Cooper | F | 6-11 | 233 | Jr. | JC | Atlanta, Ga./Tyler JC (Texas)/West Oaks Acad. (Fla.) |
| 35 | Carter Skaggs | G | 6-5 | 215 | So. | JC | Logansport, Ind./Logansport HS/Chipola College (Fla.) |
| 40 | Kwinton Hinson | G | 6-4 | 215 | Jr. | JC | Fairmont, N.C./Tyler JC (Texas)/Knight HS |
| 43 | Drick Bernstine | F | 6-8 | 220 | R-Sr. | TR | Aurora, Colo./Cherokee Trail HS/North Dakota |

* - Has used redshirt year. ^ - Walk-on. Returning starter in **bold**.



HEAD COACH - ERNIE KENT

- Named the 18th coach in Cougar history on March 31, 2014.
- Enters his 23rd season overall as a men's basketball head coach after spending 13 years coaching his alma mater Oregon, where he led the Ducks to seven postseason appearances, five NCAA Tournaments, two Conference tournament titles and a Pac-10 regular season title.
- Was the 2002 Pac-10 Coach of the Year after taking Oregon to the NCAA Elite Eight. Also received NABC, USBWA and Basketball Times district coach of the year honors.
- All-time victories leader with 235 career wins at Oregon, and third on the all-time wins list at St. Mary's (Calif.) with 90.

| KENT YEAR-BY-YEAR | | ALL | CONFERENCE | POSTSEASON | | | |
|--|------------------|-----------------------|-----------------------|------------|--------|-------------------|-------------------|
| Year | School | W-L | W-L | Fin. | Conf. | NCAA | Other |
| 1991-92 | St. Mary's (CA) | 13-17 | 4-10 | T6th | WCC | | |
| 1992-93 | St. Mary's (CA) | 11-16 | 6-8 | 6th | WCC | | |
| 1993-94 | St. Mary's (CA) | 13-14 | 5-9 | 7th | WCC | | |
| 1994-95 | St. Mary's (CA) | 18-10 | 10-4 | T2nd | WCC | | |
| 1995-96 | St. Mary's (CA) | 12-15 | 5-9 | 7th | WCC | | |
| 1996-97 | St. Mary's (CA) | 23-8 | 10-4 | T1st | WCC | 0-1 | |
| <i>St. Mary's (CA) totals (6 years)</i> | | <i>90-80 (.535)</i> | <i>40-44 (.476)</i> | | | <i>0-1 (.000)</i> | |
| 1997-98 | Oregon | 13-14 | 8-10 | T5th | Pac-10 | | |
| 1998-99 | Oregon | 19-13 | 8-10 | T5th | Pac-10 | | 3-2 (NIT) |
| 1999-00 | Oregon | 22-8 | 13-5 | 3rd | Pac-10 | 0-1 | |
| 2000-01 | Oregon | 14-14 | 5-13 | T6th | Pac-10 | | |
| 2001-02 | Oregon | 26-9 | 14-4 | 1st | Pac-10 | 3-1 | |
| 2002-03 | Oregon | 23-10 | 10-8 | 5th | Pac-10 | 0-1 | |
| 2003-04 | Oregon | 18-13 | 9-9 | T4th | Pac-10 | | 3-1 (NIT) |
| 2004-05 | Oregon | 14-13 | 6-12 | T8th | Pac-10 | | |
| 2005-06 | Oregon | 15-18 | 7-11 | 7th | Pac-10 | | |
| 2006-07 | Oregon | 29-8 | 11-7 | T3rd | Pac-10 | 3-1 | |
| 2007-08 | Oregon | 18-14 | 9-9 | T5th | Pac-10 | 0-1 | |
| 2008-09 | Oregon | 8-23 | 2-16 | 10th | Pac-10 | | |
| 2009-10 | Oregon | 16-16 | 7-11 | T8th | Pac-10 | | |
| <i>Oregon totals (13 years)</i> | | <i>235-173 (.576)</i> | <i>109-125 (.466)</i> | | | <i>6-5 (.545)</i> | <i>6-3 (.667)</i> |
| 2014-15 | Washington State | 13-18 | 7-11 | T8th | Pac-12 | | |
| 2015-16 | Washington State | 9-22 | 1-17 | 12th | Pac-12 | | |
| 2016-17 | Washington State | 13-18 | 6-12 | T9th | Pac-12 | | |
| <i>Washington State totals (3 years)</i> | | <i>35-58 (.376)</i> | <i>14-40 (.259)</i> | | | | |
| Career totals (22 years) | | 360-311 (.537) | 163-209 (.438) | | | 6-6 (.500) | 6-3 (.667) |

| 2017-18 SCHEDULE | | | | 2016-17 RESULTS (13-18, 6-12) | | | RECENT FINISHES | | | | | | | |
|--|-----|------|-----|---|------|-----|--|-----|-------|------|-----|------|-----|-------|
| | | | | NOVEMBER | | | CONF. ALL | | | | | | | |
| Year | W-L | Fin. | W-L | Post. | Year | W-L | Fin. | W-L | Post. | Year | W-L | Fin. | W-L | Post. |
| November Sun., 12 TEXAS SOUTHERN 1 p.m. PAC12WA Wed., 15 SEATTLE U 6 p.m. PAC12 Sat., 18 IDAHO STATE TBD PAC12 Thurs., 23 vs. Saint Joseph's (1) 3:30 p.m. ESPN3 Fri., 24 vs. Harvard/Saint Mary's (1) 10:30 a.m./1 p.m. ESPNNEWS/3 Sun., 26 vs. TBD (1) TBD ESPN2/U/3 December Sat., 2 UC DAVIS 12 p.m. PAC12 Wed., 6 at Idaho 7 p.m. TBD Sat., 9 at UTEP 6 p.m. TBD Sat., 16 IUPUI 3 p.m. PAC12 Wed., 20 KANSAS STATE (2) 8 p.m. ESPN2 Fri., 22 BETHUNE-COOKMAN 6 p.m. PAC12 Fri., 29 at UCLA* 8 p.m. ESPN2 Sun., 31 at USC* 6 p.m. ESPN2 January Sat., 6 WASHINGTON* 1 p.m. PAC12 Thurs., 11 STANFORD* 6 p.m. ESPNU Sat., 13 CALIFORNIA* 1 p.m. PAC12 Thurs., 18 at Colorado* 5 p.m. PAC12 Sun., 21 at Utah* 5 p.m. ESPNU Sun., 28 at Washington* 5 p.m. ESPNU Wed., 31 ARIZONA* 7 p.m. PAC12 February Sun., 4 ARIZONA STATE* 1 p.m. ESPNU Thurs., 8 at Oregon State* 7:30 p.m. PAC12 Sun., 11 at Oregon* 5 p.m. ESPNU Thurs., 15 COLORADO* 8 p.m. PAC12 Sat., 17 UTAH* 7 p.m. ESPN/2 Thurs., 22 at California* 8 p.m. PAC12 Sat., 24 at Stanford* 4 p.m. PAC12 March Thurs., 1 OREGON* 6 p.m. ESPN Sat., 3 OREGON STATE* 12/2/4 p.m. PAC12WA/OR 7-10 Pac-12 Tournament (3) | | | | 11 MONTANA STATE W, 69-65 15 vs. Central Washington (1) W, 81-76 18 vs. #22 Creighton (2) L, 77-103 19 vs. Montana (2) W, 87-63 21 vs. Loyola (Chicago) (2) L, 79-88 27 SAN JOSE STATE L, 76-88 30 UTAH VALLEY W, 83-76 DECEMBER 3 NEW ORLEANS L, 54-70 7 IDAHO W, 61-48 10 at Kansas State (3) L, 56-70 17 SANTA CLARA W, 69-68 21 SACRAMENTO STATE W, 74-66 JANUARY 1 at Washington * W, 79-74 4 OREGON STATE (4) * W, 75-62 7 #15 OREGON * L, 66-85 12 at Stanford * L, 54-84 14 at California * L, 54-58 18 UTAH * L, 47-88 21 COLORADO * W, 91-89 (OT) 26 at #7 Arizona * L, 62-79 29 at Arizona State * W, 91-83 FEBRUARY 1 #11 UCLA * L, 79-95 4 USC * L, 77-86 9 at Utah * L, 70-74 12 at Colorado * L, 48-81 16 #5 ARIZONA * L, 59-78 18 ARIZONA STATE * W, 86-71 26 WASHINGTON * W, 79-71 MARCH 1 at USC * L, 64-87 4 at #3 UCLA * L, 68-77 8 vs. 7-Colorado (5) L, 63-73 | | | 78-79 10-8 4t 18-9 79-80 14-4 3 22-6 NCAA 80-81 3-15 10 10-17 81-82 10-8 5 16-14 82-83 14-4 2 23-7 NCAA 83-84 4-14 10 10-18 84-85 5-13 8t 13-15 85-86 8-10 5t 15-16 86-87 6-12 8t 10-18 87-88 7-11 6 13-16 88-89 4-14 8 10-19 89-90 1-17 10 7-22 90-91 8-10 5t 16-12 91-92 9-9 5t 22-11 NIT 92-93 9-9 5t 15-12 93-94 10-8 4t 20-11 NCAA 94-95 10-8 5t 18-12 NIT 95-96 9-9 5t 18-11 NIT 96-97 5-13 8 13-17 97-98 3-15 9t 10-19 98-99 4-14 10 10-19 99-00 1-17 10 6-22 00-01 5-13 6t 12-16 01-02 1-17 10 6-21 02-03 2-16 10 7-20 03-04 7-11 7t 13-16 04-05 7-11 6t 12-16 05-06 4-14 10 11-17 06-07 13-5 2 26-8 NCAA 07-08 11-7 3t 26-9 NCAA* 08-09 8-10 7 17-16 NIT 09-10 6-12 10 16-15 10-11 9-9 6 22-13 NIT% 11-12 7-11 8t 19-18 CBI 12-13 4-14 11t 13-19 13-14 3-15 11 10-21 14-15 7-11 8t 13-18 15-16 1-17 12 9-22 16-17 6-12 9t 13-18 * - NCAA Sweet Sixteen % - NIT Final Four | | | | | | | |

(1) The Wooden Legacy, Fullerton, Calif. (Titan Gym)
 (2) Spokane, Wash. (Spokane Arena)
 (3) Las Vegas, Nev. (T-Mobile Arena)

* Pac-12 Game
 Game times PT

(1) Kennewick, Wash. (Toyota Center)
 (2) Paradise Jam, St. Thomas, U.S. Virgin Islands
 (3) Kansas City, Mo. (Sprint Center)
 (4) Spokane, Wash. (Spokane Arena)
 (5) Pac-12 Tournament, Las Vegas, Nev. (T-Mobile Arena)

* Pac-12 Game I Rankings listed are Associated Press.

2016-17 WASHINGTON STATE STATISTICS (Overall: 13-18, Pac-12: 6-12/T-9th) - Returning players in bold.

| Player | GP-GS | TOTAL | | | 3-PTS | | REBOUNDS | | | PF-FO | A TO | Blk | Stl | Pts | Avg | | | |
|-------------------------|--------------|------------------|-----------------|-------------|----------------|-------------|----------------|-------------|----------------|-------------|-------------|--------------|------------|------------|-----------|------------|-------------|-------------|
| | | Min/Avg | FG-A | Pct | 3FG-A | Pct | FT-A | Pct | Off/Def | | | | | | | Tot | Avg | |
| Hawkinson, Josh | 31-31 | 1097/35.4 | 173-326 | .531 | 28-69 | .406 | 105-126 | .833 | 56/259 | 315 | 10.2 | 73-0 | 79 | 53 | 25 | 19 | 479 | 15.5 |
| Iroegbu, Ike | 31-31 | 1062/34.3 | 134-297 | .451 | 33-88 | .375 | 89-131 | .679 | 26/103 | 129 | 4.2 | 63-0 | 112 | 65 | 4 | 22 | 390 | 12.6 |
| Callison, Charles | 31-26 | 845/27.3 | 114-250 | .456 | 42-99 | .424 | 32-38 | .842 | 5/48 | 53 | 1.7 | 73-0 | 67 | 49 | 11 | 39 | 302 | 9.7 |
| Flynn, Malachi | 31-31 | 1027/33.1 | 104-263 | .395 | 58-150 | .387 | 36-49 | .735 | 8/83 | 91 | 2.9 | 59-0 | 91 | 65 | 1 | 21 | 302 | 9.7 |
| Clifford, Conor | 31-30 | 610/19.7 | 126-214 | .589 | 0-1 | .000 | 40-47 | .851 | 18/67 | 85 | 2.7 | 85-4 | 27 | 53 | 20 | 1 | 292 | 9.4 |
| King, Derrien | 9-5 | 221/24.6 | 17-60 | .283 | 5-25 | .200 | 20-26 | .769 | 5/34 | 39 | 4.3 | 19-0 | 7 | 24 | 2 | 3 | 59 | 6.6 |
| Franks, Robert | 31-0 | 508/16.4 | 73-166 | .440 | 19-61 | .311 | 30-41 | .732 | 28/73 | 101 | 3.3 | 59-0 | 24 | 41 | 18 | 4 | 195 | 6.3 |
| Daniels, Viont'e | 27-0 | 463/17.1 | 28-70 | .400 | 17-47 | .362 | 6-12 | .500 | 8/24 | 32 | 1.2 | 33-0 | 35 | 11 | 2 | 11 | 79 | 2.9 |
| Pollard, Jeff | 24-1 | 205/8.5 | 17-36 | .472 | 0-0 | .000 | 10-16 | .625 | 11/31 | 42 | 1.8 | 24-0 | 4 | 8 | 2 | 6 | 44 | 1.8 |
| Langston, KJ | 21-0 | 158/7.5 | 13-47 | .277 | 6-26 | .231 | 0-1 | .000 | 2/9 | 11 | 0.5 | 10-0 | 6 | 7 | 0 | 5 | 32 | 1.5 |
| Shpreyregin, S. | 9-0 | 29/3.2 | 2-10 | .200 | 1-8 | .125 | 0-0 | .000 | 0/3 | 3 | 0.3 | 4-0 | 1 | 0 | 0 | 0 | 5 | 0.6 |
| TEAM | | | | | | | | | 32/58 | 90 | 3.0 | 0 | 13 | | | | | |
| Total | 31 | | 801-1739 | .461 | 209-574 | .364 | 368-487 | .756 | 199/792 | 991 | 32.0 | 502-4 | 453 | 389 | 85 | 131 | 2179 | 70.3 |
| Opponents | 31 | | 881-1916 | .460 | 248-706 | .351 | 366-527 | .694 | 322/801 | 1123 | 36.2 | 512- | 450 | 315 | 90 | 177 | 2376 | 76.6 |

2018 NCAA DIVISION I MEN'S BASKETBALL CHAMPIONSHIP

FIRST ROUND MARCH 15-16 SECOND ROUND MARCH 17-18 SWEET 16 MARCH 19-20 ELITE 8 MARCH 21-22 NATIONAL SEMIFINALS MARCH 23 NATIONAL SEMIFINALS MARCH 24 ELITE 8 MARCH 25 SWEET 16 MARCH 26 SECOND ROUND MARCH 27-28 FIRST ROUND MARCH 29-30



FIRST FOUR

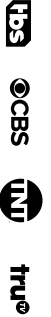
DAYTON MARCH 19-24



NATIONAL CHAMPIONSHIP APRIL 2



Watch the tournament on these networks or online at NCAA.COM/MARCHMADNESS



#MarchMadness

©2018 NCAA. All rights reserved. NCAA and the NCAA logo are trademarks of the National Collegiate Athletic Association. All other trademarks are the property of their respective owners. The NCAA logo is a registered trademark of the National Collegiate Athletic Association. The NCAA logo is a registered trademark of the National Collegiate Athletic Association. The NCAA logo is a registered trademark of the National Collegiate Athletic Association.



▶ ARIZONA WILDCATS (32-5, 16-2) & OREGON DUCKS (33-6, 16-2)
2017 Pac-12 Co-Champions



▶ ARIZONA WILDCATS
2017 Pac-12 Tournament Champions



2016-17 PAC-12 CONFERENCE MEN'S BASKETBALL STANDINGS

| | CONFERENCE | | | | | OVERALL | | | | | |
|------------------|------------|----|------|------|------|---------|----|------|------|------|------|
| | W | L | PCT | HOME | AWAY | W | L | PCT | HOME | AWAY | NEUT |
| Arizona* (NCAA) | 16 | 2 | .889 | 8-1 | 8-1 | 32 | 5 | .865 | 15-1 | 9-1 | 8-3 |
| Oregon (NCAA) | 16 | 2 | .889 | 9-0 | 7-2 | 33 | 6 | .846 | 17-0 | 7-3 | 9-3 |
| UCLA (NCAA) | 15 | 3 | .833 | 8-1 | 7-2 | 31 | 5 | .861 | 16-1 | 8-2 | 7-2 |
| Utah (NIT) | 11 | 7 | .611 | 7-2 | 4-5 | 20 | 12 | .625 | 14-4 | 5-6 | 1-2 |
| USC (NCAA) | 10 | 8 | .556 | 6-3 | 4-5 | 26 | 10 | .722 | 14-3 | 6-5 | 6-2 |
| California (NIT) | 10 | 8 | .556 | 7-2 | 3-6 | 21 | 13 | .618 | 15-4 | 3-6 | 3-3 |
| Colorado | 8 | 10 | .444 | 6-3 | 2-7 | 19 | 15 | .559 | 13-4 | 4-9 | 2-2 |
| Arizona State | 7 | 11 | .389 | 4-5 | 3-6 | 15 | 18 | .455 | 9-7 | 4-6 | 2-5 |
| Stanford | 6 | 12 | .333 | 5-4 | 1-8 | 14 | 17 | .452 | 10-5 | 1-10 | 3-2 |
| Washington State | 6 | 12 | .333 | 4-5 | 2-7 | 13 | 18 | .419 | 10-7 | 2-8 | 1-3 |
| Washington | 2 | 16 | .111 | 2-7 | 0-9 | 9 | 22 | .290 | 7-9 | 1-11 | 1-2 |
| Oregon State | 1 | 17 | .056 | 1-8 | 0-9 | 5 | 27 | .156 | 5-12 | 0-13 | 0-2 |

* Pac-12 Tournament Champion

HISTORIC STRENGTH, TALENT IN PAC-12 HOOPS IN 2016-17 Trio of Top 10 Teams, Quartet of All-Americans, Banner NBA Draft and Oregon Final Four Highlights Campaign

- The 2016-17 Pac-12 men's basketball season was one marked by historic strength at the top of the league. For the first time in the Conference's 101-season history, three teams reached at least 30 overall victories in ARIZONA, OREGON and UCLA. Add in a USC team that set a program record with 26 wins and the Conference boasted four 25-win teams in a single season for just the second time in history (2006-07).

- Thanks to the success of the Wildcats, Ducks and Bruins, three Pac-12 teams finished the season ranked in the top 10 of the Associated Press and USA Today/ESPN Coaches polls in #9/3 OREGON, #4/7 ARIZONA and #8/9 UCLA. It marked the first time since the start of the USA Today Coaches postseason poll



in 1994 that three Conference teams concluded the season in the top 10. Those three squads also spent seven weeks ranked in the Associated Press top 10, equaling the longest stretch in league history (1997-98).

- The league also boasted historic talent as four Pac-12 standouts (**Lonzo Ball**, UCLA, 1st Team; **Dillon Brooks**, ORE, 2nd; **Markelle Fultz**, WASH, 3rd; **Lauri Markkanen**, ARIZ, 3rd) were named to one of the three AP All-America Teams, which were the most selections of any conference in the country and tied for the most-ever by the Conference along with four AP All-Americans in 1975. Ball was the first Conference player to earn AP First Team All-America accolades since James Harden in 2009. Additionally, Ball (1st Team) and Brooks (2nd) were the first pair of Consensus All-Americans from the Conference since Brandon Roy (WASH) and Leon Powe (CAL) in 2006.

- In the NCAA Tournament, the Pac-12 won its opening eight games en route to a 10-4 record, highlighted by three entries into the Sweet 16 and an Elite Eight participant for the fourth consecutive year - the only conference to accomplish that feat. OREGON defeated top-seeded Kansas, 74-60, in Kansas City to reach the NCAA semifinals for the first time since 1939. The Ducks were the first Final Four participant for the Pac-12 Conference since 2008.

- Pac-12 men's basketball enjoyed a historic 2017 NBA Draft as a league-record and national-best 14 former standouts were selected, including six in the first round highlighted by the No. 1 overall selection and three lottery picks.

Over the last five NBA Drafts (2013-17), the Pac-12 has produced 42 picks overall and 23 first-round selections, totals that are second only to the ACC (52, 30).



Fultz was the No. 1 overall selection by the Philadelphia 76ers, joining UCLA's Bill Walton in 1974 and Lew Alcindor (Kareem Abdul-Jabbar) in 1969 as top picks from Conference members.

WASHINGTON became the first school and the Pac-12 became the first conference to have both No. 1 NBA and WNBA Draft picks as UW's Kelsey Plum was the first choice of the San Antonio Stars in April's WNBA Draft. UCLA's Abu Danladi was also the No. 1 selection in the 2017 MLS SuperDraft, making the Pac-12 the first league to have the top picks in those three drafts.

Ball was chosen No. 2 by his hometown Los Angeles Lakers, marking the first time in league history and just the fourth time in the NBA Draft's 71-year history that the top two picks came from the same conference. Markkanen went No. 7 overall. His selection marked the second straight season and the fourth time in the last 10 years the Pac-12 had three selected in the top 10.

POSTSEASON HONORS**CONSENSUS ALL-AMERICA**

| | |
|----------------------------|----------|
| Lonzo Ball , UCLA | 1st Team |
| Dillon Brooks , ORE | 2nd Team |

ASSOCIATED PRESS ALL-AMERICA

| | |
|-------------------------------|----------|
| Lonzo Ball , UCLA | 1st Team |
| Dillon Brooks , ORE | 2nd Team |
| Markelle Fultz , WASH | 3rd Team |
| Lauri Markkanen , ARIZ | 3rd Team |
| TJ Leaf , UCLA | HM |

USBWA ALL-AMERICA

| | |
|----------------------------|----------|
| Lonzo Ball , UCLA | 1st Team |
| Dillon Brooks , ORE | 2nd Team |

NABC ALL-AMERICA

| | |
|-------------------------------|----------|
| Lonzo Ball , UCLA | 1st Team |
| Dillon Brooks , ORE | 2nd Team |
| Markelle Fultz , WASH | 3rd Team |
| Lauri Markkanen , ARIZ | 3rd Team |

THE SPORTING NEWS ALL-AMERICA

| | |
|-------------------------------|----------|
| Lonzo Ball , UCLA | 1st Team |
| Dillon Brooks , ORE | 2nd Team |
| Markelle Fultz , WASH | 3rd Team |
| Lauri Markkanen , ARIZ | 3rd Team |

NATIONAL FRESHMAN OF THE YEAR

| | |
|--------------------------|---|
| Lonzo Ball , UCLA | NABC, USBWA Wayman Tisdale Award, Sport- ing News, USA Today, CBSSports.com |
|--------------------------|---|

JOHN R. WOODEN AWARD

| |
|---|
| Lonzo Ball , UCLA (Top 5 Finalist) |
| Dillon Brooks , ORE (National Ballot) |
| Markelle Fultz , WASH (National Ballot) |
| Lauri Markkanen , ARIZ (National Ballot) |
| TJ Leaf , UCLA (Midseason Top 25) |

NAISMITH TROPHY

| |
|---|
| Lonzo Ball , UCLA (Final 4 Finalist) |
|---|

USBWA OSCAR ROBERTSON TROPHY

| |
|--|
| Lonzo Ball , UCLA (Top 5 Finalist) |
| Markelle Fultz , WASH (Midseason Watch List) |
| Lauri Markkanen , ARIZ (Midseason Watch List) |
| TJ Leaf , UCLA (Midseason Watch List) |

NAISMITH MEMORIAL BASKETBALL**HALL OF FAME POSITIONAL AWARDS****Bob Cousy Point Guard of the Year**

| |
|-------------------------------------|
| Lonzo Ball , UCLA (Finalist) |
|-------------------------------------|

Jerry West Shooting Guard of the Year

| |
|---------------------------------------|
| Bryce Alford , UCLA (Finalist) |
|---------------------------------------|

Julius Erving Small Forward of the Year

| |
|--|
| Dillon Brooks , Oregon (Finalist) |
|--|

Karl Malone Power Forward of the Year

| |
|---|
| Lauri Markkanen , Arizona (Finalist) |
| TJ Leaf , UCLA (Finalist) |

LOWE'S SENIOR CLASS AWARD

| | |
|-----------------------------|----------|
| Josh Hawkinson , WSU | 1st Team |
|-----------------------------|----------|

NABC ALLSTATE GOOD WORKS TEAM NOMINEES

| |
|--|
| Sam Singer , California |
| Stephen Thompson Jr. , Oregon State |

ALL-PAC-12 TEAM**FIRST TEAM**

| Name, School | Pos | Yr | Ht | Wt | Hometown |
|-----------------------|-----|-----|------|-----|--|
| Bryce Alford, UCLA | G | Sr. | 6-3 | 185 | Albuquerque, N.M. (La Cueva HS) |
| Lonzo Ball, UCLA | G | Fr. | 6-6 | 190 | Chino Hills, Calif. (Chino Hills HS) |
| Dillon Brooks, ORE | F | Jr. | 6-7 | 225 | Mississauga, Ontario (Findlay Prep (Nev.)) |
| Markelle Fultz, WASH | G | Fr. | 6-4 | 195 | Upper Marlboro, Md. (DeMatha Catholic HS) |
| Kyle Kuzma, UTAH | F | Jr. | 6-9 | 221 | Flint, Mich. (Bentley HS) |
| TJ Leaf, UCLA | F | Fr. | 6-10 | 225 | El Cajon, Calif. (Foothills Christian HS) |
| Lauri Markkanen, ARIZ | F | Fr. | 7-0 | 230 | Jyväskylä, Finland (Helsinki Academy) |
| Ivan Rabb, CAL | F | So. | 6-11 | 220 | Oakland, Calif. (Bishop O'Dowd HS) |
| Reid Travis, STAN | F | Jr. | 6-8 | 245 | Minneapolis, Minn. (DeLaSalle HS) |
| Derrick White, COLO | G | Sr. | 6-5 | 200 | Parker, Colo. (UCCS) |

SECOND TEAM

| Name, School | Pos | Yr | Ht | Wt | Hometown |
|---------------------|-----|-------|------|-----|---|
| Kadeem Allen, ARIZ | G | R-Sr. | 6-3 | 205 | Wilmington, N.C. (Hutchinson CC) |
| Jordan Bell, ORE | F | Jr. | 6-9 | 225 | Long Beach, Calif. (Long Beach Poly HS) |
| Josh Hawkinson, WSU | F | Sr. | 6-10 | 230 | Shoreline, Wash. (Shorewood HS) |
| Chimezie Metu, USC | F | So. | 6-11 | 225 | Lawndale, Calif. (Lawndale HS) |
| Allonzo Trier, ARIZ | G | So. | 6-5 | 205 | Seattle, Wash. (Findlay Prep (Nev.)) |

HONORABLE MENTION: Jabari Bird (CAL, Sr., G), Chris Boucher (ORE, Sr., F), Tyler Dorsey (ORE, So., G), Drew Eubanks (OSU, So., F), Torian Graham (ASU, Sr., G), Jordan McLaughlin (USC, Jr., G), Thomas Welsh (UCLA, Jr., F)

PAC-12 ALL-FRESHMEN TEAM

| Name, School | Pos | Ht | Wt | Hometown |
|-----------------------|-----|------|-----|---|
| Rawle Alkins, ARIZ | G | 6-5 | 220 | Brooklyn, N.Y. (Word of God Academy) |
| Lonzo Ball, UCLA | G | 6-6 | 190 | Chino Hills, Calif. (Chino Hills HS) |
| Markelle Fultz, WASH | G | 6-4 | 195 | Upper Marlboro, Md. (DeMatha Catholic HS) |
| TJ Leaf, UCLA | F | 6-10 | 225 | El Cajon, Calif. (Foothills Christian HS) |
| Lauri Markkanen, ARIZ | F | 7-0 | 230 | Jyväskylä, Finland (Helsinki Academy) |

HONORABLE MENTION: Malachi Flynn (WSU, G), Charlie Moore (CAL, G)

PAC-12 ALL-DEFENSIVE TEAM

| Name, School | Pos | Yr. | Ht | Wt | Hometown (Last School) |
|---------------------|-----|-------|------|-----|--|
| Kadeem Allen, ARIZ | G | R-Sr. | 6-3 | 205 | Wilmington, N.C. (Hutchinson CC) |
| Marcus Allen, STAN | G | Sr. | 6-3 | 190 | Las Vegas, Nev. (Centennial HS) |
| Jordan Bell, ORE | F | Jr. | 6-9 | 225 | Long Beach, Calif. (Long Beach Poly HS) |
| Chris Boucher, ORE | F | Sr. | 6-10 | 200 | Montreal, Quebec (Northwest College, Wyo.) |
| Derrick White, COLO | G | Sr. | 6-5 | 200 | Parker, Colo. (UCCS) |

HONORABLE MENTION: Lonzo Ball (UCLA, Fr., G), Aaron Holiday (UCLA, So., G), Kyle Kuzma (UTAH, Jr., F), De'Anthony Melton (USC, Fr., G), Kingsley Okoroh (CAL, Jr., C)

PAC-12 ALL-ACADEMIC TEAM**FIRST TEAM**

| Name, School | Year | GPA | Major |
|---------------------------|------|------|---|
| Josh Hawkinson, WSU | Gr. | 3.42 | Management operations/business administration |
| Daine Muller, OSU | Jr. | 3.83 | Kinesiology |
| Dorian Pickens, STAN | Jr. | 3.38 | Communication |
| Gligorije Rakocevic, OSU | So. | 3.66 | Digital communication arts |
| Stephen Thompson Jr., OSU | So. | 3.49 | Digital communication arts |

SECOND TEAM

| | | | |
|-----------------------|-----|------|--------------------------------|
| Casey Benson, ORE | Jr. | 3.23 | General social science |
| David Collette, UTAH | Jr. | 3.37 | Economics |
| Tres Tinkle, OSU | So. | 3.44 | University exploratory studies |
| Parker Van Dyke, UTAH | So. | 3.42 | Undecided |
| Thomas Welsh, UCLA | Jr. | 3.17 | Economics |

HONORABLE MENTION: Marcus Allen (STAN, Sr.), Jake Connor (UTAH, R-So.), Matt Dahlen (OSU, Jr.), Stephen Domingo (CAL, Sr.), Dylan Ennis (ORE, Gr.), Drew Eubanks (OSU, So.), Chimezie Metu (USC, So.), Roger Moute a Bidias (CAL, Sr.), Charlie Noebel (ORE, Sr.), Tanner Sanders (OSU, So.), Sam Singer (CAL, Sr.), Cameron Walker (STAN, So.), Derrick White (COLO, R-Sr.)

PLAYER OF THE YEAR: Dillon Brooks, Jr., Oregon

FRESHMAN OF THE YEAR: Lonzo Ball, Fr., UCLA

DEFENSIVE PLAYER OF THE YEAR: Jordan Bell, Jr., Oregon

MOST IMPROVED PLAYER OF THE YEAR: Chimezie Metu, So., USC

JOHN R. WOODEN COACH OF THE YEAR: Sean Miller, Arizona

PAC-12 SCHOLAR-ATHLETE OF THE YEAR: Josh Hawkinson, Sr., Washington State

Game Seven

Arizona 92, Colorado 78

Box score for Game Seven, Arizona vs Colorado. Includes columns for FG-A, FT-A, Reb, PF, TP, A TO, BLK, S for both teams.

Arizona box score for Game Seven, listing individual players and their statistics.

Halftime: Arizona 38, Colorado 37. 3-point goals: Colorado 8-25 (White 4-10, Johnson 2-5, Fortune 1-3, King 0-4, Collier 0-2, Brown 1-1); Arizona 10-19 (Markkanen 4-7, Alkins 3-4, Trier 1-4, Allen 1-2, Jackson-Cartwright 1-2). Officials: Dick Cartmell, Deldre Carr, Eric Curry. Technical Fouls: Colorado-TEAM. Arizona-None.

Game Eight

UCLA 76, USC 74

USC box score for Game Eight, listing individual players and their statistics.

UCLA box score for Game Eight, listing individual players and their statistics.

Halftime: UCLA 38, USC 35. 3-point goals: USC 9-25 (Boatwright 3-8, Mathews 2-6, Stewart 3-5, McLaughlin 1-3, Aaron 0-2, Melton 0-1); UCLA 9-25 (Hamilton 4-9, Alford 2-7, Ball 2-7, Holiday 1-1, Leaf 0-1). Officials: Mike Scyphers, Greg Nixon, Nate Harris. Technical Fouls: USC-None. UCLA-None.

Game Nine

Oregon 73, California 65

California box score for Game Nine, listing individual players and their statistics.

Oregon box score for Game Nine, listing individual players and their statistics.

Halftime: Oregon 36, California 33. 3-point goals: California 8-15 (Moore 3-6, Mullins 5-5, Domingo 0-2, Rabb 0-2); Oregon 7-17 (Dorsey 5-6, Boucher 1-3, Ennis 1-3, Benson 0-2, Brooks 0-2, Bell 0-1). Officials: Chris Rastatter, Greg Nixon, Kevin Brill. Technical Fouls: California-None. Oregon-None.

Game 10

Arizona 86, UCLA 75

UCLA box score for Game 10, listing individual players and their statistics.

Arizona box score for Game 10, listing individual players and their statistics.

Halftime: Arizona 41, UCLA 35. 3-point goals: UCLA 4-25 (Alford 1-10, Ball 1-6, Holiday 1-5, Hamilton 1-4); Arizona 10-20 (Markkanen 4-10, Trier 3-4, Alkins 1-2, Allen 1-2, Jackson-Cartwright 1-2). Officials: Randy McCall, Tony Padilla, Mike Greenstein. Technical Fouls: UCLA-None. Arizona-None.

Game 11

Arizona 83, Oregon 80

Arizona box score for Game 11, listing individual players and their statistics.

Oregon box score for Game 11, listing individual players and their statistics.

Halftime: Arizona 35, Oregon 29. 3-point goals: Arizona 6-17 (Trier 3-6, Jackson-Cartwright 2-3, Alkins 1-4, Allen 0-2, Simmons 0-2); Oregon 6-22 (Dorsey 3-8, Brooks 3-7, Ennis 0-4, Pritchard 0-2, Benson 0-1). Officials: Tony Padilla, Verne Harris, David Hall. Technical Fouls: Arizona-None. Oregon-None.

FINAL POLLS

AP POSTSEASON (3/13)

| | | |
|------------------|-------------|--------------|
| 1 Villanova (59) | 31-3 | 1,619 |
| 2 Gonzaga (6) | 32-1 | 1,520 |
| 3 Kansas | 28-4 | 1,479 |
| 4 ARIZONA | 30-4 | 1,427 |
| 5 Kentucky | 29-5 | 1,276 |
| 6 North Carolina | 27-7 | 1,256 |
| 7 Duke | 27-8 | 1,251 |
| 8 UCLA | 29-4 | 1,208 |
| 9 OREGON | 29-5 | 1,196 |
| 10 Louisville | 24-8 | 983 |
| 11 SMU | 30-4 | 953 |
| 12 Baylor | 25-7 | 861 |
| 13 West Virginia | 26-8 | 844 |
| 14 Notre Dame | 25-9 | 684 |
| 15 Purdue | 25-7 | 654 |
| 16 Florida State | 25-8 | 570 |
| 17 Iowa State | 23-10 | 562 |
| 18 Cincinnati | 29-5 | 522 |
| 19 Wichita State | 30-4 | 438 |
| 20 Florida | 24-8 | 390 |
| 21 Butler | 23-8 | 361 |
| 22 Saint Mary's | 28-4 | 305 |
| 23 Michigan | 24-11 | 254 |
| 24 Virginia | 22-10 | 240 |
| 25 Wisconsin | 25-9 | 153 |

Others Receiving votes:

ESPN/USA Today Coaches FINAL (4/4)

| | | |
|-----------------------|-------------|------------|
| 1 North Carolina (31) | 33-7 | 775 |
| 2 Gonzaga | 37-2 | 744 |
| 3 OREGON | 33-6 | 695 |
| 4 Kansas | 31-5 | 653 |
| 5 Kentucky | 32-6 | 627 |
| 6 South Carolina | 26-11 | 561 |
| 7 ARIZONA | 32-5 | 548 |
| 8 Villanova | 32-4 | 498 |
| 9 UCLA | 31-5 | 492 |
| 10 Florida | 27-9 | 468 |
| 11 West Virginia | 28-9 | 445 |
| 12 Baylor | 27-8 | 352 |
| 13 Duke | 28-9 | 348 |
| 14 Louisville | 25-9 | 347 |
| 15 Purdue | 27-8 | 319 |
| 16 Wisconsin | 27-10 | 289 |
| 17 Michigan | 26-12 | 278 |
| 18 Xavier | 24-14 | 276 |
| 19 Butler | 25-9 | 229 |
| 20 Notre Dame | 26-10 | 199 |
| 21 Wichita State | 31-5 | 162 |
| 22 Cincinnati | 30-6 | 140 |
| 23 SMU | 30-5 | 128 |
| 24 Florida St | 26-9 | 127 |
| 25 Iowa State | 24-11 | 106 |

Others receiving votes:

28 USC

PAC-12 VS:

| | |
|-----------------------------------|------|
| America East | 0-0 |
| American Athletic | 3-2 |
| Atlantic Coast | 0-3 |
| Atlantic Sun | 0-0 |
| Atlantic 10 | 0-1 |
| Big East | 2-7 |
| Big Sky | 14-0 |
| Big South | 0-0 |
| Big Ten | 4-1 |
| Big 12 | 1-5 |
| Big West | 16-1 |
| Colonial Athletic | 0-0 |
| Conference USA | 3-1 |
| Horizon League | 1-0 |
| Independents | 0-0 |
| Ivy League | 3-1 |
| Metro Atlantic Athletic | 0-0 |
| Mid-American | 3-0 |
| Mid-Eastern | 2-1 |
| Missouri Valley | 2-2 |
| Mountain West | 10-6 |
| Northeast | 1-0 |
| Ohio Valley | 0-0 |
| Patriot League | 1-0 |
| Southeastern | 7-2 |
| Southern | 2-0 |
| Southland | 4-2 |
| Southwestern | 4-0 |
| Summit League | 2-0 |
| Sun Belt | 2-0 |
| West Coast | 9-6 |
| Western Athletic | 6-1 |

| | |
|-----------------------------|---------------|
| Total - Div. I | 102-42 (.708) |
| Total - ALL | 109-42 (.722) |
| vs. AP Ranked Opps. | 4-11 (.267) |

Regular-season games only

DOUBLE-DOUBLES

| | |
|---|----|
| Ivan Rabb, CAL (29) | 17 |
| Josh Hawkinson, WSU (56) | 16 |
| Obinna Oleka, ASU (20) | 16 |
| Kyle Kuzma, UTAH (19) | 15 |
| TJ Leaf, UCLA (11) | 11 |
| Jordan Bell, ORE (12) | 10 |
| Thomas Welsh, UCLA (19) | 9 |
| Lonzo Ball, UCLA (9) | 9 |
| Reid Travis, STAN (10) | 9 |
| Drew Eubanks, OSU (9) | 8 |
| Noah Dickerson, WASH (6) | 6 |
| Lauri Markkanen, ARIZ (6) | 6 |
| George King, COLO (7) | 6 |
| Chimezie Metu, USC (7) | 6 |
| Markelle Fultz, WASH (4) | 4 |
| Michael Humphrey, STAN (8) | 3 |
| Tres Tinkle, OSU (4) | 3 |
| Rawle Alkins, ARIZ (2) | 2 |
| Chris Boucher, ORE (11) | 2 |
| Wesley Gordon, COLO (12) | 2 |
| Xavier Johnson, COLO (8) | 2 |
| Jordan McLaughlin, USC (3) | 2 |
| Dusan Ristic, ARIZ (2) | 2 |
| Kavell Bigby-Williams, ORE (1) | 1 |
| Bennie Boatwright, USC (2) | 1 |
| Lorenzo Bonam, UTAH (1) | 1 |
| David Collette, UTAH (3) | 1 |
| Chance Comanche, ARIZ (1) | 1 |
| David Crisp, WASH (1) | 1 |
| Sam Cunliffe, ASU (1) | 1 |
| Devon Daniels, UTAH (1) | 1 |
| Aaron Holiday, UCLA (1) | 1 |
| Ike Iroegbu, WSU (3) | 1 |
| Parker Jackson-Cartwright, ARIZ (1) | 1 |
| Carlos Johnson, WSU (1) | 1 |
| Jayce Johnson, UTAH (1) | 1 |
| Elijah Stewart, USC (2) | 1 |
| Stephen Thompson Jr., OSU (1) | 1 |
| Matisse Thybulle, WASH (1) | 1 |
| Malik Dime, WASH (2) | 0 |
| Dorian Pickens, STAN (1) | 0 |
| Tory Miller, COLO (2) | 0 |

() - career totals

* - Includes triple-double

PAC-12 PLAYERS OF THE WEEK

- Nov. 14 Tres Tinkle, Oregon State
- Nov. 21 Charlie Moore, California
- Nov. 28 Lonzo Ball, UCLA
- Dec. 5 TJ Leaf, UCLA
- Dec. 12 Derrick White, Colorado
- Dec. 19 TJ Leaf, UCLA
- Dec. 26 Jordan McLaughlin, USC
- Jan. 2 Dillon Brooks, Oregon
- Jan. 9 Ivan Rabb, California
- Jan. 16 Bryce Alford, UCLA
- Jan. 23 Lauri Markkanen, Arizona
- Jan. 30 Shaquuan Aaron, USC
- Feb. 6 Dillon Brooks, Oregon
- Feb. 13 Lonzo Ball, UCLA
- Feb. 20 Lauri Markkanen, Arizona
- Feb. 27 Dillon Brooks, Oregon
- March 6 Jordan McLaughlin, USC

2016-17 HOME ATTENDANCE

| School (Arena Cap.) | Games | Att. | Avg. | Cap. Pct. |
|---------------------|------------|------------------|--------------|-----------|
| ARIZ (14,655) | 16 | 230,560 | 14,410 | 98.3 |
| ASU (10,734) | 16 | 104,011 | 6,501 | 60.6 |
| CAL (11,858) | 18 | 167,520 | 9,307 | 78.5 |
| COLO (11,064) | 17 | 132,119 | 7,772 | 70.2 |
| ORE (12,364) | 17 | 168,208 | 9,895 | 80.0 |
| OSU (9,604) | 17 | 84,887 | 4,993 | 52.0 |
| STAN (7,233) | 15 | 57,856 | 3,857 | 53.3 |
| UCLA (13,800) | 17 | 190,108 | 11,183 | 81.0 |
| USC (10,258) | 17 | 78,632 | 4,625 | 45.1 |
| UTAH (15,000) | 18 | 216,914 | 12,051 | 80.3 |
| WASH (10,000) | 16 | 123,698 | 7,731 | 77.3 |
| WSU (11,671) | 17 | 47,872 | 2,816 | 24.1 |
| Totals | 201 | 1,602,385 | 7,972 | |

ASSIST/TURNOVER RATIO

| | G | Asst | Turn | Ratio |
|---------------------|----|------|------|-------|
| 1. UCLA | 36 | 21.4 | 11.2 | 1.91 |
| 2. USC | 36 | 15.3 | 11.1 | 1.38 |
| 3. Oregon | 39 | 15.7 | 11.6 | 1.35 |
| 4. Arizona State | 33 | 13.0 | 10.4 | 1.25 |
| 5. Arizona | 37 | 13.5 | 11.2 | 1.21 |
| 6. Washington State | 31 | 14.6 | 12.5 | 1.16 |
| 7. Colorado | 34 | 13.9 | 12.1 | 1.15 |
| 8. Utah | 32 | 14.9 | 13.5 | 1.10 |
| 9. Stanford | 31 | 13.6 | 12.9 | 1.06 |
| 10. Washington | 31 | 13.2 | 13.7 | 0.96 |
| 11. California | 34 | 12.0 | 12.6 | 0.96 |
| 12. Oregon State | 32 | 11.9 | 15.3 | 0.77 |

OFFENSIVE REBOUNDS

| | G | No. | Avg/G |
|----------------------|----|-----|-------|
| 1. Washington | 31 | 401 | 12.94 |
| 2. Colorado | 34 | 403 | 11.85 |
| 3. California | 34 | 394 | 11.59 |
| 4. USC | 36 | 387 | 10.75 |
| 5. Oregon | 39 | 412 | 10.56 |
| 6. Arizona | 37 | 380 | 10.27 |
| 7. Stanford | 31 | 316 | 10.19 |
| 8. Utah | 32 | 321 | 10.03 |
| 9. UCLA | 36 | 343 | 9.53 |
| 10. Arizona State | 33 | 304 | 9.21 |
| 11. Oregon State | 32 | 290 | 9.06 |
| 12. Washington State | 31 | 199 | 6.42 |

DEFENSIVE REBOUNDS

| | G | No. | Avg/G |
|---------------------|----|------|-------|
| 1. UCLA | 36 | 1042 | 28.94 |
| 2. Utah | 32 | 896 | 28.00 |
| 3. California | 34 | 929 | 27.32 |
| 4. Arizona | 37 | 977 | 26.41 |
| 5. Oregon | 39 | 1016 | 26.05 |
| 6. Colorado | 34 | 872 | 25.65 |
| 7. Washington State | 31 | 792 | 25.55 |
| 8. USC | 36 | 897 | 24.92 |
| 9. Washington | 31 | 755 | 24.35 |
| 10. Stanford | 31 | 751 | 24.23 |
| 11. Oregon State | 32 | 752 | 23.50 |
| 12. Arizona State | 33 | 773 | 23.42 |

3-POINT FG MADE

| | G | 3FG | Avg/G |
|---------------------|----|-----|-------|
| 1. Arizona State | 33 | 328 | 9.94 |
| 2. UCLA | 36 | 354 | 9.83 |
| 3. Oregon | 39 | 334 | 8.56 |
| 4. USC | 36 | 283 | 7.86 |
| 5. Colorado | 34 | 250 | 7.35 |
| 6. Washington | 31 | 226 | 7.29 |
| 7. Washington State | 31 | 209 | 6.74 |
| 8. Utah | 32 | 215 | 6.72 |
| 9. California | 34 | 226 | 6.65 |
| 10. Arizona | 37 | 244 | 6.59 |
| 11. Oregon State | 32 | 203 | 6.34 |
| 12. Stanford | 31 | 157 | 5.06 |



Markelle Fultz, Washington
Pac-12 Scoring Leader - 23.2 ppg



Lonzo Ball, UCLA
Pac-12 & NCAA Assists Leader - 7.61 apg

ASSIST/TURNOVER RATIO

| | G | Asst | Turn | Ratio |
|---------------------|----|------|------|-------|
| 1. UCLA | 18 | 20.4 | 10.7 | 1.90 |
| 2. Oregon | 18 | 17.5 | 10.4 | 1.68 |
| 3. Arizona | 18 | 14.3 | 10.6 | 1.35 |
| 4. USC | 18 | 15.3 | 11.9 | 1.28 |
| 5. Washington State | 18 | 15.3 | 12.2 | 1.26 |
| 6. Arizona State | 18 | 12.2 | 9.7 | 1.26 |
| 7. Utah | 18 | 14.6 | 12.3 | 1.18 |
| 8. Colorado | 18 | 14.4 | 12.2 | 1.18 |
| 9. Stanford | 18 | 13.5 | 12.7 | 1.07 |
| 10. California | 18 | 11.8 | 12.6 | 0.94 |
| 11. Washington | 18 | 12.2 | 13.1 | 0.93 |
| 12. Oregon State | 18 | 11.2 | 14.4 | 0.78 |

OFFENSIVE REBOUNDS

| | G | No. | Avg/G |
|----------------------|----|-----|-------|
| 1. Washington | 18 | 238 | 13.22 |
| 2. Colorado | 18 | 215 | 11.94 |
| California | 18 | 215 | 11.94 |
| 4. Arizona | 18 | 185 | 10.28 |
| 5. UCLA | 18 | 184 | 10.22 |
| 6. Stanford | 18 | 183 | 10.17 |
| 7. USC | 18 | 182 | 10.11 |
| 8. Utah | 18 | 170 | 9.44 |
| 9. Oregon | 18 | 164 | 9.11 |
| 10. Oregon State | 18 | 162 | 9.00 |
| 11. Arizona State | 18 | 150 | 8.33 |
| 12. Washington State | 18 | 116 | 6.44 |

DEFENSIVE REBOUNDS

| | G | No. | Avg/G |
|---------------------|----|-----|-------|
| 1. UCLA | 18 | 505 | 28.06 |
| 2. Utah | 18 | 485 | 26.94 |
| 3. California | 18 | 472 | 26.22 |
| 4. Arizona | 18 | 464 | 25.78 |
| 5. Oregon | 18 | 441 | 24.50 |
| 6. Colorado | 18 | 432 | 24.00 |
| 7. USC | 18 | 423 | 23.50 |
| 8. Washington State | 18 | 418 | 23.22 |
| 9. Washington | 18 | 408 | 22.67 |
| 10. Stanford | 18 | 406 | 22.56 |
| 11. Arizona State | 18 | 393 | 21.83 |
| 12. Oregon State | 18 | 381 | 21.17 |

3-POINT FG MADE

| | G | 3FG | Avg/G |
|---------------------|----|-----|-------|
| 1. Oregon | 18 | 186 | 10.33 |
| 2. Arizona State | 18 | 180 | 10.00 |
| 3. UCLA | 18 | 174 | 9.67 |
| 4. USC | 18 | 140 | 7.78 |
| 5. Colorado | 18 | 138 | 7.67 |
| 6. Washington State | 18 | 132 | 7.33 |
| 7. Arizona | 18 | 129 | 7.17 |
| 8. Utah | 18 | 122 | 6.78 |
| Washington | 18 | 122 | 6.78 |
| 10. California | 18 | 119 | 6.61 |
| 11. Oregon State | 18 | 118 | 6.56 |
| 12. Stanford | 18 | 98 | 5.44 |



WASHINGTON's Matisse Thybulle (left) led the Pac-12 in steals (2.1 spg) in 2016-17.



ARIZONA's Parker Jackson-Cartwright led the Pac-12 with a 3.10 assist-to-turnover ratio in 2016-17.

TEAM GAME HIGHS

Points

128 Oregon vs Savannah State (12-03-16)
127 Arizona State vs Citadel (11-23-16)

Margin

69 (128-59) Oregon vs Savannah State (12-03-16)
44 (81-37) Utah vs Northwest Nazarene (11/12/16)

Field goals made

54 Oregon vs Savannah State (12-03-16)
46 UCLA vs Long Beach State (11/20/16)

Field goal attempts

90 Oregon vs Savannah State (12-03-16)
81 USC vs Wyoming (12/23/16)

Field goal percentage

.672 (39-58) UCLA vs Michigan (12/10/16)
.652 (30-46) Oregon vs Arizona (02-04-17)

3-Pt FG made

19 UCLA at Colorado (1/12/17)
18 UCLA vs Pacific (11/11/16)
18 Arizona State vs UNLV (12-03-16)
18 Arizona State vs Central Arkansas (12-22-16)

3-Pt FG attempts

45 Arizona State vs Central Arkansas (12-22-16)
36 Arizona State vs UNLV (12-03-16)

3-Pt percentage

.833 (10-12) Washington at TCU (11/30/16)
.714 (10-14) Arizona at Stanford (1/1/17)

Free throws made

37 Oregon State vs Prairie View A&M (11/11/16)
33 Arizona State vs Cal Poly (11-13-16)
33 Arizona State at Stanford (12/30/16)

Free throw attempts

49 Oregon State vs Prairie View A&M (11/11/16)
43 Stanford vs Harvard (11/12/16)
43 Arizona State at Stanford (12/30/16)

Free throw percentage

1.000 (8-8) UCLA vs USC (02/18/17)
1.000 (7-7) Oregon State vs Oregon (3/4/17)
1.000 (4-4) Washington State at California (1/14/17)

Rebounds

67 Oregon vs Savannah State (12-03-16)
61 Utah vs Northwest Nazarene (11/12/16)

Assists

36 Oregon vs Savannah State (12-03-16)
30 UCLA vs Arizona State (01/19/17)

Steals

15 USC vs New Orleans (11/22/16)
15 USC vs Washington (03/08/17)

Blocked shots

15 Washington vs Yale (11/13/16)
14 USC vs Pepperdine (12/11/16)

Turnovers

27 Oregon State vs Lamar (11/16/16)
25 Washington at TCU (11/30/16)

Fouls

28 Stanford vs Harvard (11/12/16)
28 Washington vs Yale (11/13/16)
28 Colorado vs Colorado State (11/30/16)
28 California at Stanford (2/17/17)
28 California vs CSU Bakersfield (3/14/17)

INDIVIDUAL PLAYER GAME HIGHS

Points

38 Moore, Charlie (California) vs UC Irvine (11/16/16)
37 Alford, Bryce (UCLA) at Colorado (1/12/17)
37 Fultz, Markelle (Washington) vs Colorado (01/18/17)

Field goals made

15 Eubanks, Drew (Oregon State) vs Southern Oregon (11/28/16)
14 Leaf, TJ (UCLA) at Washington State (02/01/17)

Field goal attempts

26 Fultz, Markelle (Washington) at Gonzaga (12/07/16)
26 Fultz, Markelle (Washington) vs Washington State (1/1/17)

Field goal percentage

1.000 (8-8) Collette, David (Utah) vs Stephen F. Austin (12/25/16)
1.000 (8-8) Alkins, Rawle (Arizona) vs North Dakota (3/16/17)

3-Pt FG made

9 Alford, Bryce (UCLA) at Colorado (1/12/17)
9 Hamilton, Isaac (UCLA) vs Arizona State (01/19/17)

3-Pt FG attempts

16 Graham, Torian (Arizona State) vs Oregon (03/09/17)
14 Thompson Jr, Stephen (Oregon State) vs Savannah State (12/11/16)
14 Alford, Bryce (UCLA) at Colorado (1/12/17)
14 Hamilton, Isaac (UCLA) vs Arizona State (01/19/17)
14 Graham, Torian (Arizona State) vs UCLA (02-23-17)
14 Alford, Bryce (UCLA) vs Washington (03/01/17)

3-Pt percentage

1.000 (6-6) Dorsey, Tyler (Oregon) vs Arizona (02-04-17)
1.000 (5-5) Holiday, Aaron (UCLA) vs Michigan (12/10/16)
1.000 (5-5) Benson, Casey (Oregon) vs California (01-19-17)
1.000 (5-5) Mullins, Grant (California) vs Oregon (03/10/17)

Free throws made

19 Travis, Reid (Stanford) at Kansas (12/03/16)
15 Moore, Charlie (California) vs UC Irvine (11/16/16)

Free throw attempts

22 Travis, Reid (Stanford) at Kansas (12/03/16)
19 Travis, Reid (Stanford) vs Harvard (11/12/16)

Free throw percentage

1.000 (12-12) Evans II, Shannon (Arizona State) vs Cal Poly (11-13-16)
1.000 (12-12) White, Derrick (Colorado) at Arizona State (01-05-17)
1.000 (12-12) Trier, Allonzo (Arizona) vs Stanford (02/08/17)
1.000 (12-12) Dorsey, Tyler (Oregon) vs North Carolina (4/1/17)
1.000 (10-10) Fortune, Josh (Colorado) vs Louisiana Monroe (11/17/16)
1.000 (10-10) Evans II, Shannon (Arizona State) vs Washington (01-25-17)
1.000 (9-9) 11 tied
1.000 (8-8) 16 tied

Rebounds

20 Rabb, Ivan (California) at UCLA (01/05/17)
19 Kuzma, Kyle (Utah) vs Northwest Nazarene (11/12/16)
19 Boucher, Chris (Oregon) vs Montana (12-13-16)

Assists

14 Ball, Lonzo (UCLA) vs Washington State (03/04/17)
13 Ball, Lonzo (UCLA) vs UC Riverside (11/30/16)
13 Pritchard, Payton (Oregon) vs Savannah State (12-03-16)

Steals

6 Tinkle, Tres (Oregon State) vs Fresno State (11/25/16)
6 Mathews, Jonah (USC) vs Wyoming (12/23/16)
6 Melton, De'Anthony (USC) at Washington (02/01/17)
6 Thybulle, Matisse (Washington) vs UCLA (02/04/17)

Blocked shots

8 Bell, Jordan (Oregon) vs Kansas (3/25/17)
7 Eubanks, Drew (Oregon State) vs Prairie View A&M (11/11/16)

Turnovers

8 Thompson Jr, Stephen (Oregon State) vs Colorado (2/16/17)
7 Bonam, Lorenzo (Utah) vs Northwest Nazarene (11/12/16)
7 Eubanks, Drew (Oregon State) at Oregon (01-14-17)
7 Ball, Lonzo (UCLA) at USC (01/25/17)
7 Kuzma, Kyle (Utah) at Oregon State (2/19/17)
7 Sanders, Christian (Stanford) vs Oregon (2/25/17)
7 Moore, Charlie (California) vs Oregon (03/10/17)

NCAA TOURNAMENT*First Four - March 15*

#11 USC 75, #11 Providence (Dayton, Ohio)

First Round - March 16-17

#2 ARIZONA 100, #15 North Dakota 82 (Salt Lake City, Utah)

#3 OREGON 93, #14 Iona 77 (Sacramento, Calif.)

#11 USC 66, #6 SMU 65 (Tulsa, Okla.)

#3 UCLA 97, #14 Kent State 80 (Sacramento, Calif.)

Second Round - March 18-19

#2 ARIZONA 69, #7 St. Mary's 60 (Salt Lake City, Utah)

#3 OREGON 75, #11 Rhode Island 72 (Sacramento, Calif.)

#3 UCLA 79, #6 Cincinnati 67 (Sacramento, Calif.)

#3 Baylor 82, #11 USC 78 (Tulsa, Okla.)

Sweet Sixteen - March 23-24

#11 Xavier 73, ARIZONA 71 (San Jose, Calif.)

OREGON 69, #7 Michigan 68 (Kansas City, Mo.)

#2 Kentucky 86, UCLA 75 (Memphis, Tenn.)

Elite Eight - March 25

OREGON 74, #1 Kansas 60 (Kansas City, Mo.)

Final Four - April 1

#1 North Carolina 77, OREGON 76 (Glendale, Ariz.)

NATIONAL INVITATION TOURNAMENT*First Round - March 14-15*

#8 CSU Bakersfield 73, #1 CALIFORNIA 66 (Berkeley, Calif.)

#6 Boise State 73, #3 UTAH 68 (Salt Lake City, Utah)


#4 UCF 79, #5 COLORADO 74 (Orlando, Fla.)



The OREGON Ducks celebrate the 2017 NCAA Midwest Regional title that propelled the program to its first national semifinal since 1939.



OREGON's Jordan Bell - 2017 NCAA Midwest Regional Most Outstanding Player. He was joined on the All-Midwest Regional.



► T-Mobile Arena, Las Vegas, Nevada
Host site of the 2018 Pac-12 Men's
Basketball Tournament

► In its first year at T-Mobile Arena in 2017, the event set records for highest-attended quarterfinal session (18,153, Session 4), highest-ever single-session attendance (19,224, Session 5), and total all-session attendance (86,910).





presented by



The Pac-12 Tournament enters its sixth year in Las Vegas, and second at the new T-Mobile Arena. The Tournament will get underway on Wednesday, March 7 and conclude with the championship game on Saturday, March 10.

The Pac-12 Networks will broadcast all four men's games on Wednesday, three of the four men's quarterfinals on Thursday, and one semifinal on Friday. Meanwhile, one quarterfinal, one semifinal and the championship game will be broadcast by FS1.

The Conference previously held a 10-team postseason tournament from 1987-90. On October 23, 2000, the Conference CEO Group/Council voted to reinstate a men's basketball tournament following the 2002 season.

The original Pac-10 Tournament was inaugurated following the 1986-87 season at UCLA's Pauley Pavilion where the host UCLA Bruins captured the first Pac-10 postseason title. Subsequent Tournaments were held at Arizona's McKale Center (1988), the Great Western Forum in Los Angeles (1989), and Arizona State's University Activity Center (1990). Arizona's Sean Elliott was tabbed the Most Outstanding Player in 1988 and again in 1989 as he led the Wildcats to a pair of Conference crowns. Arizona captured its third Pac-10 crown following the 1990 season, which happened to mark the end of the first run of the Pac-10 Tournament.

Arizona made it four in a row with the return of the Pac-10 Tournament in 2002. It was the first year in an 11-year run with the Los Angeles STAPLES Center serving as host of the league's postseason tournament. The Wildcats' streak ended the next year as Oregon captured its first tournament crown in 2003.

In 2004, Stanford nearly ran the table in the regular season, finishing league play with a 17-1 record. It's only loss came at Washington in the last game of the season. However, the Cardinal retaliated with a 77-66 victory over Washington in the championship game to capture the school's first-ever postseason conference crown. In 2005, it was Washington's turn. For the fourth consecutive year, a different school cut down the nets on Saturday as the Huskies claimed their first Tournament crown with a 81-72 victory over Arizona.

The UCLA Bruins were the fifth different team over five seasons to capture the Tournament title with their 71-52 victory over California in the 2006 championship game. What was different about the 2006 Pacific Life Tournament? It was the first time since the Pac-10 resurrected the league tournament that all 10 teams participated. In the previous four tournaments, only the top eight teams qualified for the Pac-10 Tournament.

Oregon returned to the award stand in 2007 with its' 81-57 victory over USC in the championship game. A record 84,477 fans attended the four-day Tournament. UCLA returned to the victory stand in 2008 with its 67-64 win over Stanford, catapulting the Bruins to their third consecutive NCAA Final Four appearance.

In 2009, USC became the lowest seeded team to win the Pac-10 Tournament. The Trojans entered tournament play as the No. 6 seed, then proceeded to knock off No. 3 California and No. 2 UCLA to reach the championship game. It was the fourth time USC played in the championship game, but this time it came out victorious with a 66-63 win over No. 4 Arizona State to win the Pac-10 Tournament crown.

Washington raised the championship hardware for the second time, with a 79-75 win over California in the 2010 Tournament, then successfully defended its crown with a thrilling 77-75 overtime victory over Arizona in 2011 as Husky guard Isaiah Thomas nailed the game-winner at the buzzer. Thomas earned his second Tournament Most Outstanding Player honors, joining former Arizona All-American Sean Elliott as the only two-time recipients of the award.

In 2012, the league's postseason tournament grew from nine to 11 games with the addition of expansion members Colorado and Utah. And it was the Colorado Buffaloes who ran the table, becoming the first team in the league's postseason history to win four games in four days to capture the 2012 Pac-12 Tournament title. Carlton Brown, the Pac-12 Tournament's Most Outstanding Player, led the Buffaloes with 15.8 points and 4.8 rebounds as Colorado earned the Pac-12's automatic berth in the NCAA Tournament. The 2012 Tournament marked the last year of an 11-year run for STAPLES Center.

Viva Las Vegas! The Pac-12 moved the 2013 Tournament location to the bright lights of Las Vegas and the MGM Grand Garden Arena. The Oregon Ducks knocked off the Pac-12 regular season champion UCLA Bruins, 78-69, to capture their third Tournament crown. The Ducks were the fifth different school in a six-year span to win the Pac-12 Championship.

UCLA responded with its fourth Tournament crown in 2014, matching Arizona for most in league history. The Bruins knocked off regular season champion Arizona, 74-71, before a capacity crowd.

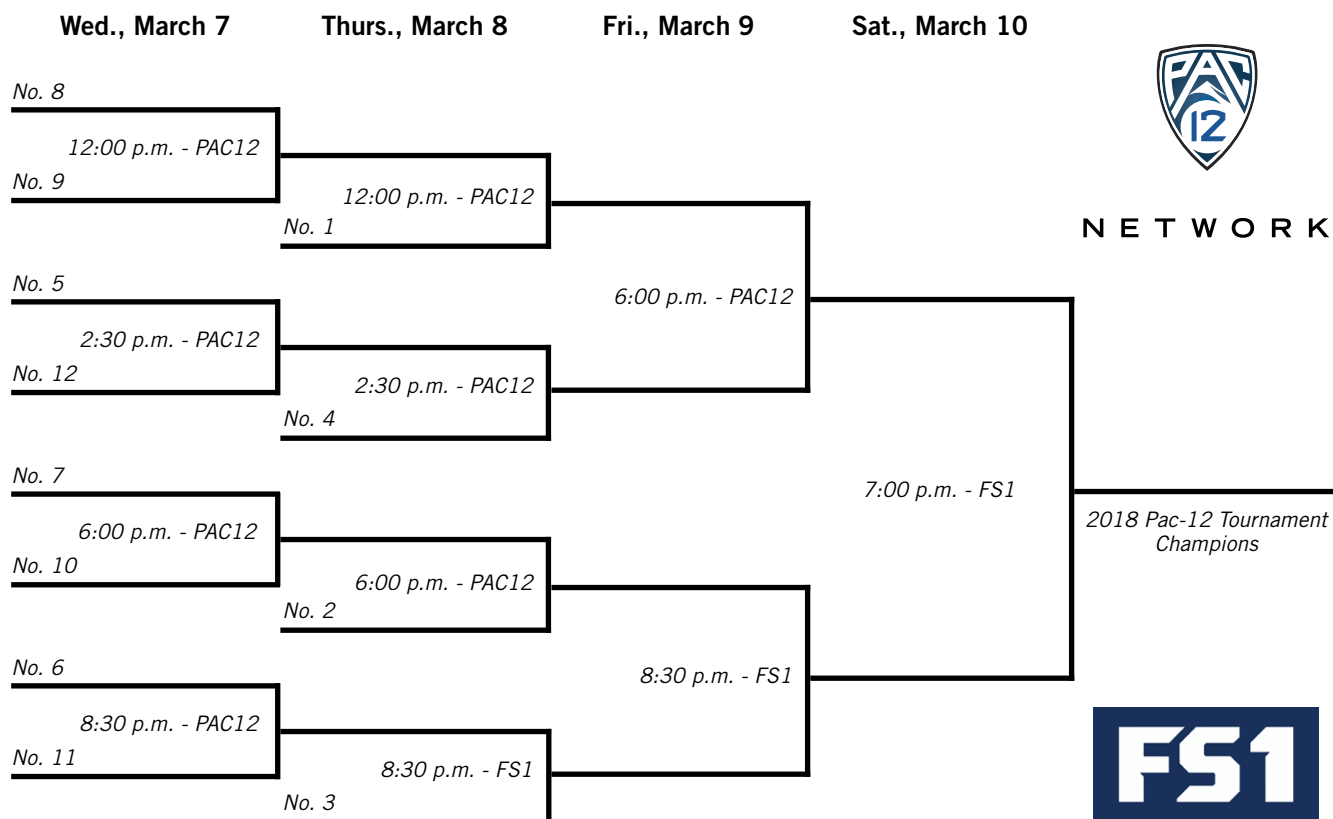
After a 13-year hiatus, the Arizona Wildcats returned to the award stand with its 80-52 win over Oregon in 2015. It was their fifth appearance in the championship game since they last claimed the Tournament crown in 2002, but Arizona captured the title in fine fashion with the largest margin of victory ever in the championship game.

The 2016 edition featured a first - the first time in Conference tournament history that the better seeds held through the entire event. Top seeded Oregon avenged its prior year championship-game loss to Arizona with a 95-89 overtime triumph in the semifinals. The Ducks then left no doubt and set a new tourney mark with a 31-point title game rout of No. 2 seed Utah, 88-57, to claim their second title in four years and fourth in program history.

In the tournament's debut season in T-Mobile Arena in 2017, No. 2 seed Arizona avenged a regular-season loss to top seeded Oregon to capture the Pac-12 Championship, 83-80. The event set records for highest-attended quarterfinal session (18,153, Session 4), highest-ever single-session attendance (19,224, Session 5), and total all-session attendance (86,910).



Arizona's Matt Muehlebach, the 1990 Tournament co-MVP. The only player ever to post at triple-double in Tournament history with 10 points, 11 rebounds and 10 assists vs. USC on Mar. 9, 1990.



PAC-12 TOURNAMENT STRUCTURE-SEEDING AND TIE-BREAKING PROCEDURES

Seeding: The seedings and pairings shall be determined upon completion of regular season play on Saturday, March 5. The won-lost percentage record of the teams in regular season Conference play will determine tournament seedings. The team with the best won-lost percentage in Conference play will be seeded #1, the next best won-lost percentage in Conference play will be seeded #2, and so forth through all the seeds.

Tie-Breakers: Tie breaking procedures for determining all tournament seeding will be:

1. Two-team tie

- a. Results of head-to-head competition during the regular season.
- b. Each team's record (won-lost percentage) vs. the team occupying the highest position in the final regular standings, and then continuing down through the standings until one team gains an advantage.
When arriving at another group of tied teams while comparing records, use each team's record (won-lost percentage) against the collective tied teams as a group (prior to that group's own tie-breaking procedure), rather than the performance against individual tied teams.
- c. Won-lost percentage against all Division I opponents.
- d. Coin toss conducted by the Commissioner or designee.

2. Multiple-team tie

- a. Results (won-lost percentage) of collective head-to-head competition during the regular season among the tied teams.
- b. If more than two teams are still tied, each of the tied team's record (won-lost percentage) vs. the team occupying the highest position in the final regular season standings, and then continuing down through the standings, eliminating teams with inferior records, until one team gains an advantage.
When arriving at another group of tied teams while comparing records, use each team's record (won-lost percentage) against the collective tied teams as a group (prior to that group's own tie-breaking procedure), rather than the performance against individual tied teams.
If at any point the multiple-team tie is reduced to two teams, the two-team tie-breaking procedure will be applied.
- c. Won-lost percentage against all Division I opponents.
- d. Coin toss conducted by the Commissioner or designee.

2010 PAC-10 TOURNAMENT STAPLES Center Los Angeles

Session 1 - Wed., March 10
Game 1: (8) ORE 82, (9) WSU 80 (OT)
Attendance: 6,090

Session 2 - Thur., March 11
Game 2: (5) UCLA 75, (4) ARIZ 69
Game 3: (1) CAL 90, ORE 74
Attendance: 12,125

Session 3 - Thur., March 11
Game 4: (7) STAN 70, (2) ASU 61
Game 5: (3) WASH 59, (6) OSU 52
Attendance: 12,255

Session 4 - Fri., March 12
Game 6: CAL 85, UCLA 72
Game 7: WASH 79, STAN 64
Attendance: 15,971

Session 5 - Sat., March 13
Game 8: WASH 79, CAL 75
Attendance: 15,851

2011 PAC-10 TOURNAMENT STAPLES Center Los Angeles

Session 1 - Wed., March 9
Game 1: (9) OSU 69, (8) STAN 67
Game 2: (7) ORE 76, (10) ASU 69
Attendance: 7,814

Session 2 - Thur., March 10
Game 3: (4) USC 70, (5) CAL 56
Game 4: (1) ARIZ 78, (9) OSU 69
Attendance: 10,782

Session 3 - Thur., March 10
Game 5: (7) ORE 76, (2) UCLA 59
Game 6: (3) WASH 89, (6) WSU 87
Attendance: 12,191

Session 4 - Fri., March 11
Game 7: (1) ARIZ 67, (4) USC 62
Game 8: (3) WASH 69, (7) ORE 51
Attendance: 13,190

Session 5 - Sat., March 12
Game 9: (3) WASH 77, (1) ARIZ 75 (OT)
Attendance: 12,074

2012 PAC-12 TOURNAMENT STAPLES Center Los Angeles

Session 1 - Wed., March 7
Game 1: (9) OSU 69, (8) WSU 64
Game 2: (5) UCLA 55, (12) USC 40
Attendance: 5,973

Session 2 - Wed., March 7
Game 3: (7) STAN 85, (10) ASU 65
Game 4: (6) COLO 53, (11) UTAH 41
Attendance: 6,747

Session 3 - Thur., March 8
Game 5: (9) OSU 86, (1) WASH 84
Game 6: (4) ARIZ 66, (5) UCLA 58
Attendance: 8,780

Session 4 - Thur., March 8
Game 7: (2) CAL 77, (7) STAN 71
Game 8: (6) COLO 63, (3) ORE 62
Attendance: 9,317

Session 5 - Fri., March 9
Game 9: (4) ARIZ 72, (9) OSU 61
Game 10: (6) COLO 70, (2) CAL 59
Attendance: 11,615

Session 6 - Sat., March 10
Game 11: (6) COLO 53, (4) ARIZ 51
Attendance: 11,197

2013 PAC-12 TOURNAMENT MGM Grand Garden Arena Las Vegas, Nev.

Session 1 - Wed., March 13
Game 1: (9) ASU 89, (8) STAN 88 (OT)
Game 2: (5) COLO 74, (12) OSU 68
Attendance: 7,451

Session 2 - Wed., March 13
Game 3: (10) UTAH 69, (7) USC 66
Game 4: (6) WASH 64, (11) WSU 62
Attendance: 8,566

Session 3 - Thur., March 14
Game 5: (1) UCLA 86, (9) ASU 84
Game 6: (4) ARIZ 66, (5) COLO 58
Attendance: 12,915

Session 4 - Thur., March 14
Game 7: (10) UTAH 79, (2) CAL 69 (OT)
Game 8: (3) ORE 80, (6) WASH 77 (OT)
Attendance: 10,566

Session 5 - Fri., March 15
Game 9: (1) UCLA 68, (4) ARIZ 66
Game 10: (3) ORE 64, (10) UTAH 45
Attendance: 13,151

Session 6 - Sat., March 16
Game 11: (3) ORE 78, (1) UCLA 69
Attendance: 11,101

2014 PAC-12 TOURNAMENT MGM Grand Garden Arena Las Vegas, Nev.

Session 1 - Wed., March 12
Game 1: (8) UTAH 67, (9) WASH 61
Game 2: (5) COLO 59, (12) USC 56
Attendance: 8,734

Session 2 - Wed., March 12
Game 3: (7) ORE 88, (10) OSU 74
Game 4: (6) STAN 74, (11) WSU 63
Attendance: 9,047

Session 3 - Thur., March 13
Game 5: (1) ARIZ 71, (8) UTAH 39
Game 6: (5) COLO 59, (4) CAL 56
Attendance: 12,916

Session 4 - Thur., March 13
Game 7: (2) UCLA 82, (7) ORE 63
Game 8: (6) STAN 79, (3) ASU 58
Attendance: 12,916

Session 5 - Fri., March 14
Game 9: (1) ARIZ 63, (5) COLO 43
Game 10: (2) UCLA 84, (6) STAN 59
Attendance: 12,916

Session 6 - Sat., March 15
Game 11: (2) UCLA 75, (1) ARIZ 71
Attendance: 12,916

2015 PAC-12 TOURNAMENT MGM Grand Garden Arena Las Vegas, Nev.

Session 1 - Wed., March 11
Game 1: (8) CAL 84, (9) WSU 59
Game 2: (12) USC 67, (5) ASU 64
Attendance: 9,024

Session 2 - Wed., March 11
Game 3: (10) COLO 78, (7) OSU 71
Game 4: (6) STAN 71, (11) WASH 69
Attendance: 9,875

Session 3 - Thur., March 12
Game 5: (1) ARIZ 73, (8) CAL 51
Game 6: (4) UCLA 96, (12) USC 70
Attendance: 12,916

Session 4 - Thur., March 12
Game 7: (2) ORE 93, (10) COLO 85
Game 8: (3) UTAH 80, (6) STAN 56
Attendance: 12,916

Session 5 - Fri., March 13
Game 9: (1) ARIZ 70, (4) UCLA 64
Game 10: (2) ORE 67, (3) UTAH 64
Attendance: 12,916

Session 6 - Sat., March 14
Game 11: (1) ARIZ 80, (2) ORE 52
Attendance: 12,916

2016 PAC-12 TOURNAMENT MGM Grand Garden Arena Las Vegas, Nev.

Session 1 - Wed., March 9
Game 1: (8) WASH 81, (9) STAN 68
Game 2: (5) COLO 80, (12) WSU 56
Attendance: 12,916

Session 2 - Wed., March 9
Game 3: (7) USC 95, (10) UCLA 71
Game 4: (6) OSU 75, (11) ASU 66
Attendance: 12,916

Session 3 - Thur., March 10
Game 5: (1) ORE 83, (8) WASH 77
Game 6: (4) ARIZ 82, (5) COLO 78
Attendance: 12,916

Session 4 - Thur., March 10
Game 7: (2) UTAH 80, (7) USC 72
Game 8: (3) CAL 76, (6) OSU 68
Attendance: 12,916

Session 5 - Fri., March 11
Game 9: (1) ORE 95, (4) ARIZ 89 (OT)
Game 10: (2) UTAH 82, (3) CAL 78 (OT)
Attendance: 12,916

Session 6 - Sat., March 12
Game 11: (1) ORE 88, (2) UTAH 57
Attendance: 12,916

2017 PAC-12 TOURNAMENT T-Mobile Arena Las Vegas, Nev.

Session 1 - Wed., March 8
Game 1: (8) ASU 98, (9) STAN 88 (OT)
Game 2: (5) CAL 67, (12) OSU 62
Attendance: 7,846

Session 2 - Wed., March 8
Game 3: (7) COLO 73, (10) WSU 63
Game 4: (6) USC 78, (11) WASH 73
Attendance: 9,978

Session 3 - Thur., March 9
Game 5: (1) ORE 80, (8) ASU 57
Game 6: (5) CAL 78, (4) UTAH 75
Attendance: 12,782

Session 4 - Thur., March 9
Game 7: (2) ARIZ 92, (7) COLO 78
Game 8: (3) UCLA 76, (6) USC 74
Attendance: 18,153

Session 5 - Fri., March 10
Game 9: (1) ORE 73, (5) CAL 65
Game 10: (2) ARIZ 86, (3) UCLA 75
Attendance: 19,224

Session 6 - Sat., March 11
Game 11: (2) ARIZ 83, (1) ORE 80
Attendance: 18,927

POINTS**Half:** 25 Klay Thompson, Washington State vs. Washington, Mar. 10, 2011 (2nd)**Game:** 43 Klay Thompson, Washington State vs. Washington, Mar. 10, 2011**Tournament:** 83 Reggie Miller, UCLA, 1987 (3 games)**FIELD GOALS****Game:** 15 Reggie Miller, UCLA vs. Arizona State, Mar. 6, 1987 (15-of-20)

15 Klay Thompson, Washington State vs. Washington, Mar. 10, 2011 (15-of-29)

Tournament: 27 Reggie Miller, UCLA, 1987 (3 games); Joseph Young, ORE, 2015 (3 games)**FIELD GOAL ATTEMPTS****Game:** 29 Klay Thompson, Washington State vs. Washington, Mar. 10, 2011 (15-of-29)**Tournament:** 60 Brook Lopez, Stanford, 2008 (25-of-60, 3 games)**FIELD GOAL PERCENTAGE****Game (min 10 made):** 1.000 Bryce Taylor, Oregon vs. USC, Mar. 10, 2007 (11-of-11)**Tournament (min 15 made):** .833 Ivan Rabb, California, 2016 (15-of-18, 2 games)**THREE-POINT FIELD GOALS****Game:** 8 Klay Thompson, Washington State vs. Washington, Mar. 10, 2011 (8-of-14)**Tournament:** 14 Chamberlain Oguchi, Oregon, 2006 (14-of-38, 3 games)**THREE-POINT FIELD GOAL ATTEMPTS****Game:** 16 Gabe York, Arizona vs. Oregon, Mar. 11, 2016 (7-of-16); Torian Graham, Arizona State vs. Oregon (Mar. 9, 2017 (7-of-16))**Tournament:** 38 Chamberlain Oguchi, Oregon, 2006 (14-of-38, 3 games)**THREE-POINT FIELD GOAL PERCENTAGE****Game (min 3 made):** 1.000 9 times. Last, Grant Mullins, California vs. Oregon, Mar. 10, 2017 (5-of-5)**Tournament (min 5 made):** 1.000 Delon Wright, Utah, 2015 (5-of-5, 2 games)**FREE THROWS****Game:** 15 Sean Elliott, Arizona vs. Stanford, Mar. 12, 1988 (15-of-16); Jared Cunningham, Oregon State vs. Stanford, Mar. 9, 2011**Tournament:** 30 Leon Powe, California, 2006 (30-of-41, 3 games)**FREE THROW ATTEMPTS****Game:** 20 Jared Cunningham, Oregon State vs. Stanford, Mar. 9, 2011 (15-of-20)**Tournament:** 41 Leon Powe, California, 2006 (30-of-41, 3 games)**FREE THROW PERCENTAGE****Game (min 10 made):** 1.000 Jason Gardner, Arizona vs. Arizona State, Mar. 7, 2003 (12-of-12); Eric Knox, Oregon State vs. Washington State, Mar. 12, 1988 2 OT (10-of-10); Adam Keefe, Stanford vs. California, Mar. 9, 1990 (10-of-10)**Tournament (min 15 made):** 1.000, Jerome Randle, CAL, 2010 (16-of-16, 3 games)**REBOUNDS****Game:** 20 Leon Powe, California vs. USC, Mar. 9, 2006**Offensive, Game:** 11 Trevor Wilson, UCLA vs. Arizona, Mar. 11, 1990 (17 total)**Defensive, Game:** 15 Gary Payton II, Oregon State vs. California, March 10, 2016 (17 total); Kyle Anderson, UCLA vs. Arizona, Mar. 15, 2014 (15 total); Leon Powe, California vs. USC, Mar. 9, 2006 (20 total)**Tournament:** 41 André Roberson, Colorado, 2012 (4 games); 37 Phil Zevenbergen, Washington, 1987 (3 games)**PERSONAL FOULS****Tournament:** 15 Austin Dufault, Colorado, 2012 (4 games); 13 Keith Balderston, Oregon, 1987 (3 games); Sven Meyer, Oregon, 1987 (3 games); 13 Jordan Bell, Oregon, 2015 (3 games)**DISQUALIFICATIONS****Tournament:** 2 Bryant Walton, California, 1988 (2 games); 2 Jordan Bell, Oregon, 2015 (3 games)**ASSISTS****Game:** 12 David Girley, Oregon vs. Washington, Mar. 7, 1987; Matt Othick, Arizona vs. UCLA, Mar. 11, 1990; Isaiah Thomas, Washington vs. Oregon, Mar. 11, 2011**Tournament:** 30 Isaiah Thomas, Washington, 2011 (3 games)**STEALS****Game:** 7 James Harden, Arizona State vs. USC, Mar. 13, 2008**Tournament:** 9 Carlton Brown, Colorado, 2012 (4 games); 9 Gary Payton, Oregon State, 1988 (3 games)**BLOCKED SHOTS****Game:** 6 Josh Huestis, Stanford vs. Arizona State, Mar. 13, 2013; Malik Dime, Washington vs. USC, Mar. 8, 2017**Tournament:** 9 Sean Rooks, Arizona, 1990 (3 games); Kingsley Okoroh, California, 2017 (3 games)**TURNOVERS****Game:** 9 Matt Othick, Arizona vs. USC, Mar. 9, 1990; Luke Ridnour, Oregon vs. Washington, Mar. 7, 2002**Tournament:** 15 Jordan Farmar, UCLA, 2006 (3 games)**MINUTES****Game:** 50 Earl Martin and Gary Payton, Oregon State vs. Washington State, Mar. 12, 1988 (2 OT)**Tournament:** 135 André Roberson, Colorado (4 games); 126 Earl Martin, Oregon State, 1988 (3 games)*Klay Thompson, Washington State**Reggie Miller, UCLA – 1987 Pac-10 Tournament Most Outstanding Player*

POINTS

Most, Game: 103 USC vs. STAN (78), Mar. 7, 2002
Most, Half: 59 ARIZ vs. OSU (21), Mar. 12, 2008 (1st); 59 ORE vs. COLO (48), Mar. 12, 2015 (2nd)
Most, Both Teams, Game: 186 ASU (98) vs. STAN (88), Mar. 8, 2017 (OT)
Fewest, Game: 39 UTAH vs. ARIZ, Mar. 13, 2014
Fewest, Half: 13 UTAH vs. ARIZ (34), Mar. 13, 2014 (1st)
Fewest, Both Teams, Game: 94 COLO (53) vs. UTAH (41), Mar. 7, 2012
Largest Margin, Game: 32 ARIZ (71) vs. UTAH (39), Mar. 13, 2014; UCLA (79) vs. OSU (47), Mar. 9, 2006
Most, Tournament: 278 ARIZ, 1988 (3 games)
Fewest Allowed, Tournament (min 3 games): 157 ARIZ, 2014
Biggest Margin, Tournament: 64 ARIZ, 1988 (278-214, 3 games)

FIELD GOALS

Most, Game: 39 UCLA vs. ASU, Mar. 6, 1987 (39-of-71)
Most, Both Teams, Game: 70 UCLA (39) vs. ASU (31), Mar. 6, 1987; ARIZ (37) vs. OSU (33), Mar. 11, 1989
Most, Tournament: 97 ARIZ, 2005 (97-of-178, 3 games)
Fewest, Game: 12 UTAH vs. ARIZ, Mar. 13, 2014 (12-of-47)
Fewest, Both Teams, Game: 29 COLO (15) vs. UTAH (14), Mar. 7, 2012
Fewest Allowed, Tournament (min 3 games): 79 COLO, 2012 (79-of-206, 4 games); 52 ARIZ, 2014 (52-of-156, 3 games)

FIELD GOAL ATTEMPTS

Most, Game: 88 ARIZ vs. UCLA, Mar. 13, 2003 (33-of-88) (OT)
Most, Both Teams, Game: 157 UCLA (69) vs. ARIZ (88), Mar. 13, 2003 (OT)
Most, Tournament: 207 UCLA, 1990 (3 games)
Fewest, Game: 28 STAN vs. ARIZ, Mar. 12, 1989 (19-of-28)
Fewest, Both Teams, Game: 73 STAN (28) vs. ARIZ (45), Mar. 12, 1989
Fewest Allowed, Tournament (min 3 games): 146 UCLA, 2008 (67-of-146, 3 games)

FIELD GOAL PERCENTAGE

Highest, Game: .683 CAL vs. USC, Mar. 10, 1988 (28-of-41)
Highest, Both Teams, Game: .589 ARIZ (24-of-45) vs. STAN (19-of-28), Mar. 12, 1989
Highest, Tournament (3 games): .587 STAN, 1989 (74-of-126, 3 games) (2 games): .563 WSU, 1988 (49-of-87)
Lowest, Game: .255 UTAH vs. ARIZ, Mar. 13, 2014 (12-of-47)
Lowest, Both Teams, Game: .315 UCLA (19-of-56) vs. USC (15-of-52), Mar. 7, 2012
Lowest Allowed, Tournament (3 games): .329 ARIZ, 1990 (68-of-207, 3 games)

THREE-POINT FIELD GOALS

Most, Game: 15 STAN vs. ASU, Mar. 13, 2013 (OT)
Most, Both Teams, Game: 26 STAN (15) vs. ASU (11), Mar. 13, 2012 (OT)
Most, Tournament: 34 ORE, 2007 (34-of-65, 3 games), 2007
Fewest, Game: 0, Six times. Last, WSU vs. ORE, Mar. 11, 2009 (0-of-6)
Fewest, Both Teams, Game: 0 ORE vs. USC, Mar. 5, 1987
Fewest Allowed, Tournament (min 3 games): 6 WASH, 1987 (6-of-18, 3 games)

THREE-POINT FIELD GOAL ATTEMPTS

Most, Game: 36 ARIZ vs. UCLA, Mar. 13, 2003
Most, Both Teams, Game: 55 STAN (33) vs. ASU (22), Mar. 13, 2013
Most, Tournament: 79 ORE, 2006 (28-of-79, 3 games)
Fewest, Game: 1 WASH vs. ASU, Mar. 8, 1990 (0-of-1)
Fewest, Both Teams, Game: 8 CAL (4) vs. OSU (4), Mar. 6, 1987
Fewest Allowed, Tournament (min 3 games): 18 WASH, 1987 (6-of-18, 3 games)

THREE-POINT FIELD GOAL PERCENTAGE

Highest, Game: .800 STAN vs. UCLA, Mar. 11, 1989 (4-of-5)
Highest, Both Teams, Game: .591 ORE (10-of-16) vs. OSU (3-of-6), Mar. 12, 2014 (13-of-22)
Highest, Tournament (3 games): .538 ARIZ, 1988 (21-of-39); STAN, 1989 (7-of-13) (2 games): .548 WSU, 2008 (17-of-31)
Lowest, Game: .000 ORE vs. WSU, Mar. 9, 1989 (0-of-11); WASH vs. ASU, Mar. 8, 1990 (0-of-1); WSU vs. ORE, Mar. 11, 2009 (0-of-6)
Lowest, Both Teams, Game: .000 ORE (0-of-4) vs. USC (0-of-6), Mar. 5, 1987 (0-of-10)
Lowest Allowed, Tournament (min 3 games): .190 ORE, 1987 (8-of-42, 3 games)

FREE THROWS

Most, Game: 33 CAL vs. ORE, Mar. 10, 2006 (2 OT) (33-of-43)
Most, Both Teams, Game: 53 ARIZ (32) vs. COLO (21), Mar. 10, 2016; WASH (29) vs. ASU (24), Mar. 10, 2005
Most, Tournament: 81 ARIZ, 1988 (81-of-103, 3 games)
Fewest, Game: 0 WASH vs. STAN, Mar. 11, 2015 (0-of-3)
Fewest, Both Teams, Game: 11 OSU (6) vs. CAL (5), Mar. 13, 2003; ORE (6) vs. ARIZ (5), Mar. 8, 2007; ORE (7) vs. USC (4), Mar. 10, 2007; WASH (0) vs. STAN (11), Mar. 11, 2015
Fewest Allowed, Tournament (min 3 games): 22 ARIZ, 2002 (22-of-39, 3 games)

FREE THROW ATTEMPTS

Most, Game: 44 ARIZ vs. COLO, Mar. 10, 2016 (32-of-44); STAN vs. UCLA, Mar. 11, 1989 (25-of-44)
Most, Both Teams, Game: 71 ARIZ (39) vs. STAN (32), Mar. 10, 1990
Most, Tournament: 105 ARIZ, 1990 (79-of-105, 3 games)
Fewest, Game: 1 STAN vs. ASU, Mar. 13, 2013 (1-of-1)
Fewest, Both Teams, Game: 17 WASH (3) vs. STAN (14), Mar. 11, 2015
Fewest Allowed, Tournament (min 3 games): 35 ARIZ, 2015 (28-of-35, 3 games)

FREE THROW PERCENTAGE

Highest, Game: 1.000 USC vs. ORE, Mar. 8, 2002 (22-of-22)
Highest, Both Teams, Game: .902 WASH (17-of-18) vs. CAL (20-of-23), Mar. 13, 2010
Highest, Tournament (3 games): .852 CAL, 2010 (52-of-61) (2 games): .872 UCLA, 2017 (34-of-39)
Lowest, Game: .000 WASH (0-of-3) vs. STAN, Mar. 11, 2015
Lowest, Both Teams, Game: .492 OSU (17-of-32) vs. WASH (12-of-27), Mar. 8, 2012
Lowest Allowed, Tournament (min 3 games): .564 ARIZ, 2002 (22-of-39, 3 games)

REBOUNDS

Most, Game: 56 ARIZ vs. USC, Mar. 9, 1990
Most, Both Teams, Game: 94 UCLA (49) vs. ORE (45), Mar. 9, 1990
Most, Tournament: 149 ARIZ, 1990 (3 games)
Fewest, Game: 15 STAN vs. ARIZ, Mar. 12, 1989; USC vs. CAL, Mar. 9, 2006
Fewest, Both Teams, Game: 38 STAN (15) vs. ARIZ (23), Mar. 12, 1989
Largest Margin, Game: 25 CAL (40) vs. USC (15), Mar. 9, 2006
Largest Margin, Tournament: 31 WASH, 1987 (116-85, 3 games)
Fewest Allowed, Tournament (min 3 games): 76 CAL, 2006 (3 games)

ASSISTS

Most, Game: 23 ARIZ vs. OSU, Mar. 11, 1989; STAN vs. ASU, Mar. 8, 2017
Most, Both Teams, Game: 42 ARIZ (22) vs. OSU (20), Mar. 13, 1988
Most, Tournament: 56 ARIZ, 1990 (3 games)
Fewest, Game: 3 ORE vs. WSU, Mar. 9, 1989; OSU vs. ARIZ, Mar. 12, 2008; ORE vs. WSU, Mar. 11, 2009
Fewest, Both Teams, Game: 12 COLO (6) vs. ARIZ (6), Mar. 10, 2012
Fewest Allowed, Tournament (min 3 games): 16 UCLA, 2006 (3 games)

STEALS

Most, Game: 15 USC vs. WASH, Mar. 8, 2017
Most, Both Teams, Game: 24 UCLA (14) vs. USC (10), Mar. 13, 2009
Most, Tournament: 31 ORE, 2016 (3 games); 31 COLO, 2012 (4 games)
Fewest, Game: 0 ARIZ vs. ORE, Mar. 11, 2017
Fewest, Both Teams, Game: 4 USC (3) vs. ARIZ (1), Mar. 9, 2002; WSU (2) vs. CAL (2), Mar. 11, 2015; ASU (1) vs. ORE (3), Mar. 9, 2017
Fewest Allowed, Tournament (min 3 games): 3 ORE, 2017 (3 games)

BLOCKED SHOTS

Most, Game: 11 ORE vs. ARIZ, Mar. 11, 2016; ARIZ vs. COLO, Mar. 10, 2016
Most, Both Teams, Game: 16 ARIZ (11) vs. COLO (5), Mar. 10, 2016
Most, Tournament (min 3 games): 19 ORE, 2016; ARIZ, 1989 (3 games)
Fewest, Game: 0 Many times. Last, STAN vs. UTAH, Mar. 12, 2015
Fewest, Both Teams, Game: 0 CAL (0) vs. USC (0), Mar. 10, 1988
Fewest Allowed, Tournament (min 3 games): 1 ARIZ, 1988 (3 games)

PERSONAL FOULS

Most, Game: 42 ORE vs. UCLA, Mar. 9, 1990
Most, Both Teams, Game: 68 ORE (42) vs. UCLA (26), Mar. 9, 1990
Fewest, Game: 8 STAN vs. WSU, Mar. 11, 2005
Fewest, Both Teams, Game: 20 ARIZ (10) vs. CAL (10), Mar. 10, 2005
Most, Tournament: 63 ARIZ, 2017 (3 games)
Fewest, Tournament (min 3 games): 40 UTAH, 2013; COLO, 2014

DISQUALIFICATIONS

Most, Game: 4 CAL vs. ARIZ, Mar. 11, 1988; UCLA vs. STAN, Mar. 11, 1989
Most, Both Teams, Game: 5 ORE (2) vs. ARIZ (3), Mar. 6, 1987; WASH (2) vs. ASU (3), Mar. 10, 2005
Most, Tournament: 5 CAL, 1988 (2 games)

POINTS

- 43 Klay Thompson, WSU vs. WASH, Mar. 10, 2011
- 41 Leon Powe, CAL vs. ORE, Mar. 10, 2006 (2 OT)
- 39 Reggie Miller, UCLA vs. ASU, Mar. 6, 1987
- 37 Salim Stoudamire, ARIZ vs. WASH, Mar. 12, 2005
- 36 Isaac Hamilton, UCLA vs. USC, Mar. 12, 2015
- 34 Jahii Carson, ASU vs. STAN, Mar. 13, 2013 (OT)
- 32 Sean Elliott, ARIZ vs. STAN, Mar. 12, 1988
- Bryce Taylor, ORE vs. USC, Mar. 10, 2007
- Tajuan Porter, ORE vs. WSU, Mar. 10, 2010
- Torian Graham, ASU vs. ORE, Mar. 9, 2017

FIELD GOALS

- 15 Klay Thompson, WSU vs. WASH, Mar. 10, 2011 (15-of-29)
- Reggie Miller, UCLA vs. ASU, Mar. 6, 1987 (15-of-20)
- 14 Jahii Carson, ASU vs. STAN, Mar. 13, 2013 (14-of-22)
- Leon Powe, CAL vs. ORE, Mar. 10, 2006 (14-of-17, 2 OT)
- 13 Isaac Hamilton, UCLA vs. USC, Mar. 12, 2015 (13-of-22)
- Trevor Wilson, UCLA vs. ARIZ, Mar. 11, 1990 (13-of-27)
- 12 7 times. Last, Torian Graham, ASU vs. ORE, Mar. 9, 2017 (12-of-25)

FIELD GOAL ATTEMPTS

- 29 Klay Thompson, WSU vs. WASH, Mar. 10, 2011 (15-of-29)
- 28 Anthony Pendleton, USC vs. STAN, Mar. 10, 1989 (8-of-28)
- Tajuan Porter, ORE vs. WSU, Mar. 10, 2010 (12-of-28)
- 27 Trevor Wilson, UCLA vs. ARIZ, Mar. 11, 1990 (13-of-27)
- 25 Torian Graham, ASU vs. ORE, Mar. 9, 2017 (12-of-25)
- 24 Gary Payton, OSU vs. ASU, Mar. 9, 1990 (12-of-24)
- Brook Lopez, STAN vs. ARIZ, Mar. 13, 2008 (9-of-24)

FIELD GOAL PERCENTAGE (min 7 made)

- 1.000 Bryce Taylor, ORE vs. USC, Mar. 10, 2007 (11-of-11)
- 1.000 Travis Wear, UCLA vs. STAN, Mar. 14, 2014 (8-of-8)
- 1.000 Jordan Hill, ARIZ vs. OSU, Mar. 12, 2008 (7-of-7)
- .917 Anthony Cook, ARIZ vs. OSU, Mar. 11, 1989 (11-of-12)
- .917 Kyle Kuzma, UTAH vs. USC, Mar. 10, 2016 (11-of-12)
- .909 Channing Frye, ARIZ vs. CAL, Mar. 10, 2005 (10-of-11)
- .900 Salim Stoudamire, ARIZ vs. USC, Mar. 9, 2002 (9-of-10)

THREE-POINT FIELD GOALS

- 8 Klay Thompson, WSU vs. WASH, Mar. 10, 2011 (8-of-14)
- 7 Gabe York, ARIZ vs. ORE, Mar. 11, 2016 (7-of-16)
- Isaac Hamilton, UCLA vs. USC, Mar. 12, 2015 (7-of-9)
- Jeremy Green, STAN vs. OSU, Mar. 9, 2011 (7-of-15)
- Salim Stoudamire, ARIZ vs. WASH, Mar. 12, 2005 (7-of-13)
- Bryce Taylor, ORE vs. USC, Mar. 10, 2007 (7-of-7)
- Torian Graham, ASU vs. ORE, Mar. 9, 2017 (7-of-16)
- 6 13 times. Last, Brandon Taylor, UTAH vs. ORE, Mar. 13, 2015 (6-of-9)

THREE-POINT FIELD GOAL ATTEMPTS

- 16 Gabe York, ARIZ vs. ORE, Mar. 11, 2016
- Torian Graham, ASU vs. ORE, Mar. 9, 2017
- 15 Jeremy Green, STAN vs. OSU, Mar. 9, 2011
- 14 Klay Thompson, WSU vs. WASH, Mar. 10, 2011 (8-of-14)
- Anthony Pendleton, USC vs. STAN, Mar. 10, 1989 (6-of-14)
- Mike Redhair, ASU vs. WASH, Mar. 8, 1990 (5-of-14)
- Chamberlain Oguchi, ORE vs. WASH, Mar. 9, 2006 (6-of-14)
- Derek Low, WSU vs. USC, Mar. 9, 2007 (5-of-14)

THREE-POINT FIELD GOAL PERCENTAGE (min 3 made)

- 1.000 Bryce Taylor, ORE vs. USC, Mar. 10, 2007 (7-of-7)
- Grant Mullins, CAL vs. ORE, Mar. 9, 2017 (5-of-5)
- Delon Wright, UTAH vs. STAN, Mar. 12, 2015 (4-of-4)
- Mike Anderson, WASH vs. STAN, Mar. 11, 2015 (3-of-3)
- Jabari Bird, CAL vs. WSU, Mar. 11, 2015 (3-of-3)
- Luke Ridnour, ORE vs. UCLA, Mar. 14, 2003 (4-of-4)
- Greg Hill, WASH vs. STAN, Mar. 6, 1987 (3-of-3)
- Matt Muehlebach, ARIZ vs. UCLA, Mar. 11, 1990 (3-of-3)
- Elston Turner, WASH vs. STAN, Mar. 12, 2009 (3-of-3)

FREE THROWS

- 15 Jared Cunningham, OSU vs. STAN, Mar. 9, 2011 (15-of-20)
- Sean Elliott, ARIZ vs. STAN, Mar. 12, 1988 (15-of-16)
- 13 Reggie Miller, UCLA vs. CAL, Mar. 7, 1987 (13-of-15)
- Leon Powe, CAL vs. ORE, Mar. 10, 2006 (13-of-18)
- 12 Jason Gardner, ARIZ vs. ASU, Mar. 7, 2002 (12-of-12)
- Jesse Perry, ARIZ vs. UCLA, Mar. 8, 2012 (12-of-13)
- Solomon Hill, ARIZ vs. UCLA, Mar. 8, 2012 (12-of-14)

FREE THROW ATTEMPTS

- 20 Jared Cunningham, OSU vs. STAN, Mar. 9, 2011 (15-of-20)
- 18 Leon Powe, CAL vs. ORE, Mar. 10, 2006 (13-of-18)
- 17 Leon Powe, CAL vs. USC, Mar. 9, 2006 (12-of-17)
- 16 Sean Elliott, ARIZ vs. STAN, Mar. 12, 1988 (15-of-16)
- 15 Sean Elliott, ARIZ vs. ORE, Mar. 6, 1987 (10-of-15)
- Reggie Miller, UCLA vs. CAL, Mar. 7, 1987 (13-of-15)
- Tony Wroten, WASH vs. OSU, Mar. 8, 2012 (9-of-15)

FREE THROW PERCENTAGE (min 9 made)

- 1.000 Jason Gardner, ARIZ vs. ASU, Mar. 7, 2002 (12-of-12)
- Eric Knox, OSU vs. WSU, Mar. 12, 1988 (2 OT) (10-of-10)
- Adam Keefe, STAN vs. CAL, Mar. 9, 1990 (10-of-10)
- Tom Tolbert, ARIZ vs. CAL, Mar. 11, 1988 (9-of-9)
- Gabe Pruitt, USC vs. CAL, Mar. 9, 2006 (9-of-9)
- Jordan McLaughlin, USC vs. UCLA, Mar. 9, 2016 (9-of-9)
- Obinna Oleka, ASU vs. STAN, Mar. 8, 2017 (9-of-9)
- Derrick White, COLO vs. ARIZ, Mar. 9, 2017 (9-of-9)
- Dylan Ennis, ORE vs. CAL, Mar. 10, 2017 (9-of-9)

REBOUNDS

- 20 Leon Powe, CAL vs. USC, Mar. 9, 2006
- 18 Ike Diogu, ASU vs. ORE, Mar. 13, 2003
- 17 Gary Payton II, OSU vs. CAL, Mar. 10, 2016
- Trevor Wilson, UCLA vs. ARIZ, Mar. 11, 1990
- 16 Richard Solomon, CAL vs. COLO, Mar. 13, 2014
- Alex Stepheson, USC vs. CAL, Mar. 10, 2011
- Taj Gibson, USC vs. CAL, Mar. 12, 2009
- Ryan Anderson, CAL vs. WASH, Mar. 12, 2008
- 15 Ivan Rabb, CAL vs. OSU, Mar. 10, 2016
- Kyle Anderson, UCLA vs. ARIZ, Mar. 15, 2014
- Eric Boateng, ASU vs. STAN, Mar. 11, 2010
- Landry Fields, STAN vs. WASH, Mar. 12, 2009
- Ryan Anderson, CAL vs. OSU, Mar. 7, 2007
- Jordan Bell, ORE vs. CAL, Mar. 10, 2017

ASSISTS

- 12 Isaiah Thomas, WASH vs. ORE, Mar. 11, 2011
- David Girley, ORE vs. WASH, Mar. 7, 1987
- Matt Othick, ARIZ vs. UCLA, Mar. 11, 1990
- 11 T.J. McConnell, ARIZ vs. UCLA, Mar. 13, 2015
- Abdul Gaddy, WASH vs. WSU, Mar. 13, 2013
- Isaiah Thomas, WASH vs. WSU, Mar. 10, 2011
- Brandon Granville, USC vs. STAN, Mar. 7, 2002
- 10 Pooh Richardson, UCLA vs. WSU, Mar. 11, 1988
- Gary Payton, OSU vs. ARIZ, Mar. 12, 1988
- Reggie Moore, WSU vs. OSU, Mar. 7, 2012
- Tyrone Wallace, CAL vs. OSU, Mar. 10, 2016

STEALS

- 7 James Harden, ASU vs. USC, Mar. 13, 2008
- Jared Cunningham, OSU vs. ARIZ, Mar. 10, 2011
- Malcolm Armstead, ORE vs. WASH, Mar. 11, 2011
- 5 13 times. Last, Jordan McLaughlin, USC vs. WASH, Mar. 8, 2017

BLOCKED SHOTS

- 6 Josh Huestis, STAN vs. ASU, Mar. 13, 2013
- Malik Dime, WASH vs. USC, Mar. 8, 2017
- 5 Ike Diogu, ASU vs. WASH, Mar. 10, 2005
- Jason Washburn, UTAH vs. COLO, Mar. 7, 2012
- Eric Moreland, OSU vs. COLO, Mar. 13, 2013
- Valentine Izundu, WSU vs. COLO, Mar. 9, 2016
- Jordan Bell, ORE vs. CAL, Mar. 10, 2017
- 4 18 times. Last, Jordan Bell, ORE vs. ARIZ, Mar. 11, 2016

POINTS

- 83 Reggie Miller, UCLA, 1987 (3 games)
- 80 Leon Powe, CAL, 2006 (3 games)
- 74 Joseph Young, ORE, 2015 (3 games)
- 71 Sean Elliott, ARIZ, 1988 (3 games)
- 68 Luke Walton, ARIZ, 2002 (3 games)
- 67 Sean Elliott, ARIZ, 1989 (3 games)
- Tyler Dorsey, ORE, 2017 (3 games)
- 66 Derrick Williams, ARIZ, 2011 (3 games)
- Desmon Farmer, USC, 2003 (3 games)
- 65 Brook Lopez, STAN, 2008 (3 games)

FIELD GOALS

- 27 Joseph Young, ORE, 2015 (27-of-57, 3 games)
- Reggie Miller, UCLA, 1987 (27-of-49, 3 games)
- 26 Luke Walton, ARIZ, 2002 (26-of-54, 3 games)
- 25 Earl Martin, OSU, 1988 (25-of-40, 3 games)
- Leon Powe, CAL, 2006 (25-of-43, 3 games)
- Brook Lopez, STAN, 2008 (25-of-60, 3 games)
- Carlton Brown, COLO, 2012 (25-of-50, 4 games)

FIELD GOAL ATTEMPTS

- 60 Brook Lopez, STAN, 2008 (25-of-60, 3 games)
- 57 Joseph Young, ORE, 2015 (27-of-57, 3 games)
- 54 Luke Walton, ARIZ, 2002 (26-of-54, 3 games)
- 51 Anthony Taylor, ORE, 1987 (22-of-51, 3 games)
- 50 Carlton Brown, COLO, 2012 (25-of-50, 4 games)

FIELD GOAL PERCENTAGE (min 15 made)

- .833 Ivan Rabb, CAL, 2016 (15-of-18, 2 games)
- .800 Isaac Hamilton, UCLA, 2015 (16-of-20, 2 games)
- .791 Isaac Austin, ASU, 1990 (19-of-24, 3 games)
- .767 Channing Frye, ARIZ, 2005 (23-of-30, 3 games)
- .762 Todd Anderson, WSU, 1988 (16-of-21, 2 games)
- .750 Bryce Taylor, ORE, 2007 (18-of-24, 3 games)

THREE-POINT FIELD GOALS

- 14 Chamberlain Oguchi, ORE, 2006 (14-of-38, 3 games)
- 13 Tajuan Porter, ORE, 2007 (13-of-21, 3 games)
- 11 Alex Austin, ASU, 1990 (11-of-22, 3 games)
- James Davis, ORE, 2003 (11-of-22, 3 games)
- Salim Stoudamire, ARIZ, 2005 (11-of-23, 3 games)
- Gabe Pruitt, USC, 2007 (11-of-22, 3 games)

THREE-POINT FIELD GOAL ATTEMPTS

- 38 Chamberlain Oguchi, ORE, 2006 (14-of-28, 3 games)
- 29 Desmon Farmer, USC, 2003 (7-of-29, 3 games)
- 24 Joseph Young, ORE, 2015 (9-of-24, 3 games)
- 23 Salim Stoudamire, ARIZ, 2005 (11-of-30, 3 games)
- 22 Alex Austin, ASU, 1990 (11-of-22, 3 games)
- James Davis, ORE, 2003 (11-of-22, 3 games)
- Luke Ridnour, ORE, 2003 (10-of-22, 3 games)
- Gabe Pruitt, USC, 2007 (11-of-22, 3 games)

THREE-POINT FIELD GOAL PERCENTAGE (min 5 made)

- 1.000 Delon Wright, UTAH, 2015 (5-of-5, 2 games)
- .833 Marcus Williams, ARIZ, 2006 (5-of-6, 2 games)
- Stephen Thompson Jr., OSU, 2017 (5-of-6, 1 game)
- .800 Bryce Taylor, ORE, 2007 (8-of-10, 3 games)
- .778 Isaac Hamilton, UCLA, 2015 (7-of-9, 2 games)
- .750 Steve Kerr, ARIZ, 1988 (9-of-12, 3 games)

FREE THROWS

- 30 Leon Powe, CAL, 2006 (30-of-41, 3 games)
- 26 Sean Elliott, ARIZ, 1989 (26-of-27, 3 games)
- 25 Sean Elliott, ARIZ, 1988 (25-of-29, 3 games)
- 23 Reggie Miller, UCLA, 1987 (23-of-25, 3 games)
- Desmon Farmer, USC, 2003 (23-of-29, 3 games)
- Allonzo Trier, ARIZ, 2017 (23-of-28, 3 games)

FREE THROW ATTEMPTS

- 41 Leon Powe, CAL, 2006 (30-of-41, 3 games)
- 29 Sean Elliott, ARIZ, 1988 (25-of-29, 3 games)
- Desmon Farmer, USC, 2003 (23-of-29, 3 games)
- 28 Jesse Perry, ARIZ, 2012 (22-of-28, 3 games)
- Allonzo Trier, ARIZ, 2017 (23-of-28, 3 games)
- 27 Jared Cunningham, OSU, 2011 (18-of-27, 2 games)
- Sean Elliott, ARIZ, 1989 (26-of-27, 3 games)
- Adam Keefe, STAN, 1989 (18-of-27, 3 games)
- Jason Gardner, ARIZ, 2002 (22-of-27, 3 games)

FREE THROW PERCENTAGE (min 15 made)

- 1.000 Jerome Randle, CAL, 2010 (16-of-16, 3 games)
- .963 Sean Elliott, ARIZ, 1989 (26-of-27, 3 games)
- .920 Reggie Miller, UCLA, 1987 (23-of-25, 3 games)
- .889 David Bluthenthal, USC, 2002 (16-of-18, 3 games)
- Anthony Goods, STAN, 2009 (16-of-18, 2 games)
- Norman Powell, UCLA, 2014 (16-of-18, 3 games)

REBOUNDS

- 41 André Roberson, COLO, 2012 (4 games)
- 37 Phil Zevenbergen, WASH, 1987 (3 games)
- 35 Ryan Anderson, CAL, 2007 (3 games)
- 34 Leon Powe, CAL, 2006 (3 games)
- 33 Brook Lopez, STAN, 2008 (3 games)
- 32 Taj Gibson, USC, 2009 (3 games)
- 31 Jesse Perry, ARIZ, 2012 (3 games)
- Kyle Anderson, UCLA, 2014 (3 games)
- Jordan Bell, ORE, 2017 (3 games)
- 30 Trevor Wilson, UCLA, 1990 (3 games)

ASSISTS

- 30 Isaiah Thomas, WASH, 2011, (3 games)
- 24 Gary Payton, OSU, 1988 (3 games)
- 24 Brandon Granville, USC, 2002 (3 games)
- 24 Luke Ridnour, ORE, 2003 (3 games)
- 23 T.J. McConnell, ARIZ, 2015 (3 games)
- 22 Pooh Richardson, UCLA, 1987 (3 games)
- 21 Matt Othick, ARIZ, 1990 (3 games)

STEALS

- 11 Malcolm Armstead, ORE, 2011 (3 games)
- 9 Gary Payton, OSU, 1988 (3 games)
- Carlton Brown, COLO, 2012 (4 games)
- 8 Jared Cunningham, OSU, 2011 (2 games)
- Elgin Cook, ORE, 2016 (3 games)
- 7 12 times. Last, Aaron Gordon, ARIZ, 2014 (3 games)

BLOCKED SHOTS


- 9 Sean Rooks, ARIZ, 1990 (3 games)
- Robin Lopez, STAN, 2008 (3 games)
- Kingsley Okoroh, CAL, 2017 (3 games)
- 8 Ed Stokes, ARIZ, 1990 (3 games)
- Chris Boucher, ORE, 2016 (3 games)
- Jordan Bell, ORE, 2017 (3 games)
- 7 Anthony Cook, ARIZ, 1988 (3 games)
- Taj Gibson, USC, 2008 (2 games)
- André Roberson, COLO, 2012 (4 games)
- Jordan Bell, ORE, 2016 (3 games)

PAC-12 TOURNAMENT CHAMPIONS

| | | | |
|------|------------|------|------------|
| 1987 | UCLA | 2010 | WASHINGTON |
| 1988 | ARIZONA | 2011 | WASHINGTON |
| 1989 | ARIZONA | 2012 | COLORADO |
| 1990 | ARIZONA | 2013 | OREGON |
| 2002 | ARIZONA | 2014 | UCLA |
| 2003 | OREGON | 2015 | ARIZONA |
| 2004 | STANFORD | 2016 | OREGON |
| 2005 | WASHINGTON | 2017 | ARIZONA |
| 2006 | UCLA | | |
| 2007 | OREGON | | |
| 2008 | UCLA | | |
| 2009 | USC | | |

COACHING RECORDS (active coaches are bold)

| COACH, TEAM | YRS | 1st | 2nd | W | L | PCT |
|--------------------------------|-----------|----------|----------|-----------|----------|-------------|
| Walt Hazzard, UCLA | 2 | 1 | 0 | 3 | 1 | .750 |
| Lute Olson, ARIZ | 10 | 4 | 1 | 16 | 6 | .727 |
| Dana Altman, ORE | 7 | 2 | 2 | 13 | 5 | .722 |
| Sean Miller, ARIZ | 8 | 2 | 3 | 14 | 6 | .700 |
| Tad Boyle, COLO | 6 | 1 | 0 | 10 | 5 | .667 |
| Tim Floyd, USC | 4 | 1 | 1 | 6 | 3 | .667 |
| Bill Frieder, ASU | 1 | 0 | 0 | 2 | 1 | .667 |
| Steve Alford, UCLA | 4 | 1 | 0 | 5 | 3 | .625 |
| Jim Harrick, UCLA | 2 | 0 | 1 | 3 | 2 | .600 |
| Ben Howland, UCLA | 10 | 2 | 1 | 11 | 8 | .579 |
| Lorenzo Romar, WASH | 14 | 3 | 1 | 15 | 11 | .577 |
| Henry Bibby, USC | 3 | 0 | 2 | 4 | 3 | .571 |
| Cuonzo Martin, CAL | 3 | 0 | 0 | 4 | 3 | .571 |
| Ernie Kent, ORE/WSU | 11 | 2 | 0 | 11 | 9 | .550 |
| Larry Krystkowiak, UTAH | 6 | 0 | 1 | 6 | 6 | .500 |
| Ben Braun, CAL | 7 | 0 | 1 | 7 | 7 | .500 |
| Ralph Miller, OSU | 3 | 0 | 1 | 3 | 3 | .500 |
| Andy Russo, WASH | 3 | 0 | 1 | 3 | 3 | .500 |
| Tony Bennett, WSU | 3 | 0 | 0 | 3 | 3 | .500 |
| Mike Montgomery, STAN/CAL | 13 | 1 | 2 | 10 | 12 | .455 |
| Andy Enfield, USC | 4 | 0 | 0 | 3 | 4 | .429 |
| Johnny Dawkins, STAN | 8 | 0 | 0 | 6 | 8 | .429 |
| Trent Johnson, STAN | 4 | 0 | 1 | 3 | 4 | .429 |
| Kevin O'Neill, ARIZ/USC | 3 | 0 | 0 | 2 | 3 | .400 |
| Kelvin Sampson, WSU | 4 | 0 | 0 | 2 | 3 | .400 |
| Bobby Hurley, ASU | 2 | 0 | 0 | 1 | 2 | .333 |
| Craig Robinson, OSU | 6 | 0 | 0 | 3 | 6 | .333 |
| Lou Campanelli, CAL | 4 | 0 | 0 | 2 | 4 | .333 |
| Steve Lavin, UCLA | 2 | 0 | 0 | 1 | 2 | .333 |
| Don Monson, ORE | 4 | 0 | 0 | 2 | 4 | .333 |
| Steve Patterson, ASU | 2 | 0 | 0 | 1 | 2 | .333 |
| George Raveling, USC | 4 | 0 | 0 | 2 | 4 | .333 |
| Jay John, OSU | 4 | 0 | 0 | 2 | 4 | .333 |
| Wayne Tinkle, OSU | 3 | 0 | 0 | 1 | 3 | .250 |
| Herb Sendek, ASU | 9 | 0 | 1 | 3 | 9 | .250 |
| Jerod Haase, STAN | 1 | 0 | 0 | 0 | 1 | .000 |
| Ken Bone, WSU | 5 | 0 | 0 | 0 | 5 | .000 |
| Bob Cantu, USC | 1 | 0 | 0 | 0 | 1 | .000 |
| Russ Pennell, ARIZ | 1 | 0 | 0 | 0 | 1 | .000 |
| Kevin Mouton, OSU | 1 | 0 | 0 | 0 | 1 | .000 |
| Bob Schermerhorn, ASU | 1 | 0 | 0 | 0 | 1 | .000 |
| Len Stevens, WSU | 1 | 0 | 0 | 0 | 1 | .000 |
| Jim Anderson, OSU | 1 | 0 | 0 | 0 | 1 | .000 |
| Lynn Nance, WASH | 1 | 0 | 0 | 0 | 1 | .000 |
| Bob Bender, WASH | 1 | 0 | 0 | 0 | 1 | .000 |
| Dick Bennett, WSU | 3 | 0 | 0 | 0 | 3 | .000 |
| Rob Evans, ASU | 4 | 0 | 0 | 0 | 4 | .000 |



UCLA's Walt Hazzard receives the inaugural Pac-10 Tournament trophy from Pac-10 Commissioner Tom Hansen

COMPOSITE STANDINGS

| TEAM | W | L | PCT | Titles |
|------------------|----|----|------|--------|
| Arizona | 31 | 14 | .689 | 6 |
| Colorado | 10 | 5 | .667 | 1 |
| Oregon | 26 | 15 | .634 | 4 |
| UCLA | 23 | 16 | .590 | 4 |
| Washington | 18 | 16 | .529 | 3 |
| Utah | 6 | 6 | .500 | |
| USC | 16 | 17 | .485 | 1 |
| Stanford | 16 | 19 | .457 | 1 |
| California | 16 | 20 | .444 | |
| Oregon State | 9 | 18 | .333 | |
| Arizona State | 7 | 19 | .269 | |
| Washington State | 5 | 18 | .217 | |

TEAM vs. TEAM RESULTS

| | vs. ARIZ | vs. ASU | vs. CAL | vs. COLO | vs. ORE | vs. OSU | vs. STAN | vs. UCLA | vs. USC | vs. UTAH | vs. WASH | vs. WSU | Total |
|------|-------------|------------|------------|-------------|------------|------------|-------------|-------------|------------|-------------|-------------|------------|-------|
| ARIZ | - | 1-1 | 4-0 | 4-1 | 2-3 | 6-0 | 4-1 | 4-5 | 4-0 | 1-0 | 0-3 | 1-0 | 31-14 |
| ASU | 1-1 | - | 0-0 | 0-0 | 0-3 | 1-2 | 2-3 | 0-3 | 0-4 | 0-0 | 2-3 | 1-0 | 7-19 |
| CAL | 0-4 | 0-0 | - | 0-2 | 2-3 | 5-1 | 1-1 | 3-3 | 2-3 | 1-2 | 1-1 | 1-0 | 16-20 |
| COLO | 1-4 | 0-0 | 2-0 | - | 1-1 | 2-0 | 0-0 | 0-0 | 1-0 | 1-0 | 0-0 | 2-0 | 10-5 |
| ORE | 3-2 | 3-0 | 3-2 | 1-1 | - | 1-0 | 0-2 | 3-2 | 3-1 | 3-0 | 4-2 | 2-3 | 26-15 |
| OSU | 0-6 | 2-1 | 1-5 | 0-2 | 0-1 | - | 1-1 | 1-1 | 0-0 | 0-0 | 2-1 | 2-0 | 9-18 |
| STAN | 1-4 | 3-2 | 1-1 | 0-0 | 2-0 | 1-1 | - | 1-2 | 1-3 | 0-1 | 2-5 | 4-0 | 16-19 |
| UCLA | 5-4 | 3-0 | 3-3 | 0-0 | 2-3 | 1-1 | 2-1 | - | 4-2 | 0-0 | 2-1 | 1-1 | 23-16 |
| USC | 0-4 | 4-0 | 3-2 | 0-1 | 1-3 | 0-0 | 3-1 | 2-4 | - | 0-2 | 1-0 | 2-0 | 16-17 |
| UTAH | 0-1 | 0-0 | 2-1 | 0-1 | 0-3 | 0-0 | 1-0 | 0-0 | 2-0 | - | 1-0 | 0-0 | 6-6 |
| WASH | 3-0 | 3-2 | 1-1 | 0-0 | 2-4 | 1-2 | 5-2 | 1-2 | 0-1 | 0-1 | - | 2-1 | 18-16 |
| WSU | 0-1 | 0-1 | 0-1 | 0-2 | 3-2 | 0-2 | 0-4 | 1-1 | 0-2 | 0-0 | 1-2 | - | 5-18 |

YEAR-BY-YEAR RECORDS (seed)

| | ARIZ | ASU | CAL | COLO | ORE | OSU | STAN | UCLA | USC | UTAH | WASH | WSU |
|------|---------|----------|---------|----------|----------|----------|---------|----------|----------|----------|----------|----------|
| 1987 | 0-1 (2) | 1-1 (8) | 1-1 (4) | N/A | 2-1 (7) | 0-1 (5) | 0-1 (6) | 3-0 (1) | 0-1 (10) | N/A | 2-1 (3) | 0-1 (9) |
| 1988 | 3-0 (1) | 0-1 (7) | 1-1 (9) | N/A | 0-1 (5) | 2-1 (2) | 1-1 (4) | 0-1 (3) | 0-1 (8) | N/A | 1-1 (10) | 1-1 (6) |
| 1989 | 3-0 (1) | 0-1 (7) | 0-1 (5) | N/A | 0-1 (9) | 1-1 (4) | 2-1 (2) | 1-1 (3) | 1-1 (10) | N/A | 0-1 (6) | 1-1 (8) |
| 1990 | 3-0 (2) | 2-1 (8) | 0-1 (3) | N/A | 0-1 (5) | 0-1 (1) | 1-1 (6) | 2-1 (4) | 1-1 (7) | N/A | 0-1 (9) | 0-1 (10) |
| 2002 | 3-0 (2) | 0-1 (7) | 1-1 (3) | N/A | 1-1 (1) | - | 0-1 (5) | 0-1 (6) | 2-1 (4) | N/A | 0-1 (8) | - |
| 2003 | 0-1 (1) | 0-1 (4) | 1-1 (3) | N/A | 3-0 (5) | 1-1 (6) | 0-1 (2) | 1-1 (8) | 2-1 (7) | N/A | - | - |
| 2004 | 1-1 (3) | - | 0-1 (4) | N/A | 1-1 (5) | - | 3-0 (1) | 0-1 (7) | 0-1 (6) | N/A | 2-1 (2) | 0-1 (8) |
| 2005 | 2-1 (1) | 0-1 (7) | 0-1 (8) | N/A | - | 1-1 (5) | 1-1 (3) | 0-1 (4) | - | N/A | 3-0 (2) | 0-1 (6) |
| 2006 | 1-1 (4) | 0-1 (8) | 2-1 (3) | N/A | 2-1 (7) | 1-1 (9) | 0-1 (5) | 3-0 (1) | 0-1 (6) | N/A | 0-1 (2) | 0-1 (10) |
| 2007 | 0-1 (5) | 0-1 (10) | 2-1 (8) | N/A | 3-0 (4) | 0-1 (9) | 0-1 (6) | 0-1 (1) | 2-1 (3) | N/A | 1-1 (7) | 1-1 (2) |
| 2008 | 1-1 (7) | 0-1 (5) | 1-1 (9) | N/A | 0-1 (6) | 0-1 (10) | 2-1 (2) | 3-0 (1) | 1-1 (4) | N/A | 0-1 (8) | 1-1 (3) |
| 2009 | 0-1 (5) | 2-1 (4) | 0-1 (3) | N/A | 0-1 (10) | 0-1 (8) | 1-1 (9) | 1-1 (2) | 3-0 (6) | N/A | 1-1 (1) | 1-1 (7) |
| 2010 | 0-1 (4) | 0-1 (2) | 2-1 (1) | N/A | 1-1 (8) | 0-1 (6) | 1-1 (7) | 1-1 (5) | - | N/A | 3-0 (3) | 0-1 (9) |
| 2011 | 2-1 (1) | 0-1 (10) | 0-1 (5) | N/A | 2-1 (7) | 1-1 (9) | 0-1 (8) | 0-1 (2) | 1-1 (4) | N/A | 3-0 (3) | 0-1 (6) |
| 2012 | 2-1 (4) | 0-1 (10) | 1-1 (2) | 4-0 (6) | 0-1 (3) | 2-1 (9) | 1-1 (7) | 1-1 (5) | 0-1 (12) | 0-1 (11) | 0-1 (1) | 0-1 (8) |
| 2013 | 1-1 (4) | 1-1 (9) | 0-1 (2) | 1-1 (5) | 3-0 (3) | 0-1 (12) | 0-1 (8) | 2-1 (1) | 0-1 (7) | 2-1 (10) | 1-1 (6) | 0-1 (11) |
| 2014 | 2-1 (1) | 0-1 (3) | 0-1 (4) | 2-1 (5) | 1-1 (7) | 0-1 (10) | 2-1 (6) | 3-0 (2) | 0-1 (12) | 1-1 (8) | 0-1 (9) | 0-1 (11) |
| 2015 | 3-0 (1) | 0-1 (5) | 1-1 (8) | 1-1 (10) | 2-1 (2) | 0-1 (7) | 1-1 (6) | 1-1 (4) | 1-1 (12) | 1-1 (3) | 0-1 (11) | 0-1 (9) |
| 2016 | 1-1 (4) | 0-1 (11) | 1-1 (3) | 1-1 (5) | 3-0 (1) | 1-1 (6) | 0-1 (9) | 0-1 (10) | 1-1 (7) | 2-1 (2) | 1-1 (8) | 0-1 (12) |
| 2017 | 3-0 (2) | 1-1 (8) | 2-1 (5) | 1-1 (7) | 2-1 (1) | 0-1 (12) | 0-1 (9) | 1-1 (3) | 1-1 (6) | 0-1 (4) | 0-1 (11) | 0-1 (10) |

ATTENDANCE

| YEAR | SESSION 1 | SESSION 2 | SESSION 3 | SESSION 4 | SESSION 5 | CHAMPIONSHIP | TOTAL |
|------|-----------|-----------|-----------|-----------|-----------|--------------|--------|
| 1987 | 4,851 | 8,918 | 5,424 | 9,352 | - | 9,117 | 37,663 |
| 1988 | 12,635 | 13,436 | 13,061 | 13,549 | - | 13,796 | 66,477 |
| 1989 | 4,830 | 7,195 | 9,001 | 10,565 | - | 10,403 | 41,994 |
| 1990 | 4,567 | 4,380 | 8,079 | 10,989 | - | 8,037 | 36,052 |
| 2002 | 12,096 | 17,839 | 18,887 | - | - | 18,997 | 67,819 |
| 2003 | 14,441 | 15,048 | 16,689 | - | - | 17,485 | 63,663 |
| 2004 | 13,270 | 14,689 | 15,754 | - | - | 16,413 | 60,126 |
| 2005 | 14,014 | 14,393 | 15,068 | - | - | 18,672 | 62,147 |
| 2006 | 7,936 | 15,144 | 15,321 | 17,856 | - | 18,544 | 74,801 |
| 2007 | 15,119 | 16,318 | 16,585 | 18,196 | - | 18,259 | 84,477 |
| 2008 | 11,642 | 17,194 | 16,442 | 18,997 | - | 17,534 | 81,809 |
| 2009 | 10,964 | 14,732 | 16,271 | 18,497 | - | 16,988 | 77,452 |
| 2010 | 6,090 | 12,125 | 12,255 | 15,971 | - | 15,851 | 62,292 |
| 2011 | 7,814 | 10,782 | 12,191 | 13,190 | - | 12,074 | 56,051 |
| 2012 | 5,973 | 6,747 | 8,780 | 9,317 | 11,615 | 11,197 | 53,629 |
| 2013 | 7,451 | 8,566 | 12,915 | 10,566 | 13,151 | 11,101 | 63,750 |
| 2014 | 8,734 | 9,047 | 12,916 | 12,916 | 12,916 | 12,916 | 69,445 |
| 2015 | 9,024 | 9,875 | 12,916 | 12,916 | 12,916 | 12,916 | 70,563 |
| 2016 | 12,916 | 12,916 | 12,916 | 12,916 | 12,916 | 12,916 | 77,496 |
| 2017 | 7,846 | 9,978 | 12,782 | 18,153 | 19,224 | 18,927 | 86,910 |

TOURNAMENT HISTORY

2017-2018

SEED vs. SEED RESULTS

| | vs. #1 | vs. #2 | vs. #3 | vs. #4 | vs. #5 | vs. #6 | vs. #7 | vs. #8 | vs. #9 | vs. #10 | vs. #11 | vs. #12 | Total |
|-----|--------|--------|--------|--------|--------|--------|--------|--------|--------|---------|---------|---------|-------|
| #1 | - | 6-3 | 2-3 | 9-2 | 5-0 | 0-0 | 0-0 | 10-3 | 6-1 | 0-0 | 0-0 | 0-0 | 38-12 |
| #2 | 3-6 | - | 8-1 | 2-0 | 0-0 | 3-2 | 11-5 | 0-0 | 0-0 | 3-1 | 0-0 | 0-0 | 30-15 |
| #3 | 3-2 | 1-8 | - | 0-1 | 0-0 | 15-5 | 4-1 | 0-0 | 0-0 | 1-0 | 0-0 | 0-0 | 24-17 |
| #4 | 2-9 | 0-2 | 1-0 | - | 13-6 | 0-2 | 0-0 | 2-0 | 1-0 | 0-0 | 0-0 | 1-0 | 20-19 |
| #5 | 0-5 | 0-0 | 0-0 | 6-13 | - | 0-0 | 1-0 | 1-0 | 0-0 | 0-0 | 0-0 | 5-1 | 13-19 |
| #6 | 0-0 | 2-3 | 5-15 | 2-0 | 0-0 | - | 0-0 | 0-0 | 0-0 | 0-0 | 6-0 | 0-0 | 15-18 |
| #7 | 0-0 | 5-11 | 1-4 | 0-0 | 0-1 | 0-0 | - | 0-0 | 11-4 | 0-0 | 0-0 | 0-0 | 17-20 |
| #8 | 3-10 | 0-0 | 0-0 | 0-1 | 0-1 | 0-0 | 0-1 | - | 9-7 | 0-0 | 0-0 | 0-0 | 12-20 |
| #9 | 1-6 | 0-0 | 0-0 | 0-1 | 0-0 | 0-0 | 0-0 | 7-9 | - | 0-0 | 0-0 | 0-0 | 8-16 |
| #10 | 0-0 | 1-3 | 0-1 | 0-0 | 0-0 | 0-0 | 4-11 | 0-0 | 0-0 | - | 0-0 | 0-0 | 5-15 |
| #11 | 0-0 | 0-0 | 0-0 | 0-0 | 0-0 | 0-6 | 0-0 | 0-0 | 0-0 | 0-0 | - | 0-0 | 0-6 |
| #12 | 0-0 | 0-0 | 0-0 | 0-1 | 1-5 | 0-0 | 0-0 | 0-0 | 0-0 | 0-0 | 0-0 | - | 1-6 |

RECORD BY SEED

| YEAR | #1 | #2 | #3 | #4 | #5 | #6 | #7 | #8 | #9 | #10 | #11 | #12 |
|---------|---|-------|-------|-------|-------|-------|-------|-----|------|------|-----|-----|
| 1987 | 3-0 | 0-1 | 2-1 | 1-1 | 0-1 | 0-1 | 2-1 | 1-1 | 0-1 | 0-1 | N/A | N/A |
| Upsets: | (7) Oregon 72, (2) Arizona 63 | | | | | | | | | | | |
| 1988 | 3-0 | 2-1 | 0-1 | 1-1 | 0-1 | 1-1 | 0-1 | 0-1 | 1-1 | 1-1 | N/A | N/A |
| Upsets: | (9) California 75, (8) USC 59; (10) Washington 96, (7) Arizona State 82; (6) Washington State 73, (3) UCLA 71 | | | | | | | | | | | |
| 1989 | 3-0 | 2-1 | 1-1 | 1-1 | 0-1 | 0-1 | 0-1 | 1-1 | 0-1 | 1-1 | N/A | N/A |
| Upsets: | (10) USC 94, (7) Arizona State 82 | | | | | | | | | | | |
| 1990 | 0-1 | 3-0 | 0-1 | 2-1 | 0-1 | 1-1 | 1-1 | 2-1 | 0-1 | 0-1 | N/A | N/A |
| Upsets: | (8) Arizona State 83, (1) Oregon State 75; (6) Stanford 77, (3) California 61 | | | | | | | | | | | |
| 2002 | 1-1 | 3-0 | 1-1 | 2-1 | 0-1 | 0-1 | 0-1 | 0-1 | - | - | N/A | N/A |
| Upsets: | (4) USC 89, (1) Oregon 78 | | | | | | | | | | | |
| 2003 | 0-1 | 0-1 | 1-1 | 0-1 | 3-0 | 0-1 | 2-1 | 1-1 | - | - | N/A | N/A |
| Upsets: | (8) UCLA 96, (1) Arizona 89 OT; (7) USC 79, (2) Stanford 74; (5) Oregon 83, (4) Arizona State 82; (7) USC 79, (3) California 62 | | | | | | | | | | | |
| 2004 | 3-0 | 2-1 | 1-1 | 0-1 | 1-1 | 0-1 | 0-1 | 0-1 | - | - | N/A | N/A |
| Upsets: | (5) Oregon 87, (4) California 82 | | | | | | | | | | | |
| 2005 | 2-1 | 3-0 | 1-1 | 0-1 | 1-1 | 0-1 | 0-1 | 0-1 | - | - | N/A | N/A |
| Upsets: | (5) Oregon State 79, (4) UCLA 72; (2) Washington 81, (1) Arizona 72 | | | | | | | | | | | |
| 2006 | 3-0 | 0-1 | 2-1 | 1-1 | 0-1 | 0-1 | 2-1 | 0-1 | 1-1 | 0-1 | N/A | N/A |
| Upsets: | (9) Oregon State 71, (8) Arizona State 68; (7) Oregon 84, (2) Washington 73 | | | | | | | | | | | |
| 2007 | 0-1 | 1-1 | 2-1 | 3-0 | 0-1 | 0-1 | 1-1 | 2-1 | 0-1 | 0-1 | N/A | N/A |
| Upsets: | (8) California 76, (1) UCLA 69 OT; (3) USC 70, (2) Washington State 61; (4) Oregon 81, (3) USC 57 | | | | | | | | | | | |
| 2008 | 3-0 | 2-1 | 1-1 | 1-1 | 0-1 | 0-1 | 1-1 | 0-1 | 1-1 | 0-1 | N/A | N/A |
| Upsets: | (9) California 84, (8) Washington 81 | | | | | | | | | | | |
| 2009 | 1-1 | 1-1 | 0-1 | 2-1 | 0-1 | 3-0 | 1-1 | 0-1 | 1-1 | 0-1 | N/A | N/A |
| Upsets: | (9) Stanford 62, (8) Oregon State 54; (6) USC 79, (3) California 75; (4) Arizona State 75, (1) Washington 65; (6) USC 65, (2) UCLA 55, (6) USC 66, (4) Arizona State 63 | | | | | | | | | | | |
| 2010 | 2-1 | 0-1 | 3-0 | 0-1 | 1-1 | 0-1 | 1-1 | 1-1 | 0-1 | - | N/A | N/A |
| Upsets: | (5) UCLA 75, (4) Arizona 69; (7) Stanford 70, (2) Arizona State 61; (3) Washington 79, (1) California 75 | | | | | | | | | | | |
| 2011 | 2-1 | 0-1 | 3-0 | 1-1 | 0-1 | 0-1 | 2-1 | 0-1 | 1-1 | 0-1 | N/A | N/A |
| Upsets: | (9) Oregon State 69, (8) Stanford 67; (7) Oregon 76, (2) UCLA 59; (3) Washington 77, (1) Arizona 75 (OT) | | | | | | | | | | | |
| 2012 | 0-1 | 1-1 | 0-1 | 2-1 | 1-1 | 4-0 | 1-1 | 0-1 | 2-1 | 0-1 | 0-1 | 0-1 |
| Upsets: | (9) Oregon State 69, (8) Washington State 64; (9) Oregon State 86, (1) Washington 84; (6) Colorado 63, (3) Oregon 62; (6) Colorado 70, (2) California 59; (6) Colorado 53, (4) Arizona 51 | | | | | | | | | | | |
| 2013 | 2-1 | 0-1 | 3-0 | 1-1 | 1-1 | 1-1 | 0-1 | 0-1 | 1-1 | 2-1 | 0-1 | 0-1 |
| Upsets: | (9) Oregon State 89, (8) Stanford 88 (OT); (10) Utah 69, (7) USC 66; (10) Utah 79, (2) California 69; (3) Oregon 78, (1) UCLA 69 | | | | | | | | | | | |
| 2014 | 2-1 | 3-0 | 0-1 | 0-1 | 2-1 | 2-1 | 1-1 | 1-1 | 0-1 | 0-1 | 0-1 | 0-1 |
| Upsets: | (5) Colorado 59, (4) California 56; (6) Stanford 79, (3) Arizona State 58; (2) UCLA 75, (1) Arizona 71 | | | | | | | | | | | |
| 2015 | 3-0 | 2-1 | 1-1 | 1-1 | 0-1 | 1-1 | 0-1 | 1-1 | 0-1 | 1-1 | 0-1 | 1-1 |
| Upsets: | (12) USC 67, (5) Arizona State 64; (10) Colorado 78, (7) Oregon State 71 | | | | | | | | | | | |
| 2016 | 3-0 | 2-1 | 1-1 | 1-1 | 1-1 | 1-1 | 1-1 | 1-1 | 0-1 | 0-1 | 0-1 | 0-1 |
| Upsets: | NONE | | | | | | | | | | | |
| 2017 | 2-1 | 3-0 | 1-1 | 0-1 | 2-1 | 1-1 | 1-1 | 1-1 | 0-1 | 0-1 | 0-1 | 0-1 |
| Upsets: | (5) California 78, (4) Utah 75; (2) Arizona 83, (1) Oregon 80 | | | | | | | | | | | |
| Totals | 38-12 | 30-15 | 24-17 | 20-19 | 13-19 | 15-18 | 17-20 | 12- | 8-15 | 5-14 | 0-5 | 1-5 |

PAC-12 ALL-TOURNAMENT TEAMS

1987

Reggie Miller, UCLA
Pooh Richardson, UCLA
Anthony Taylor, Oregon
Chris Welp, Washington
Phil Zevenbergen, Washington

1988

Sean Elliott, Arizona
Anthony Cook, Arizona
Steve Kerr, Arizona
Todd Lichti, Stanford
Gary Payton, Oregon State

1989

Jud Buechler, Arizona
Sean Elliott, Arizona
Anthony Cook, Arizona
Todd Lichti, Stanford
Gary Payton, Oregon State

1990

Jud Buechler, Arizona
Matt Muehlebach, Arizona
Adam Keefe, Stanford
Alex Austin, Arizona State
Trevor Wilson, UCLA

2002

Sam Clancy, USC
Brandon Granville, USC
Jason Gardner, Arizona
Salim Stoudamire, Arizona
Luke Walton, Arizona

2003

James Davis, Oregon
Desmon Farmer, USC
Luke Jackson, Oregon
Rory O'Neil, USC
Luke Ridnour, Oregon
Ray Young, UCLA

2004

Hassan Adams, Arizona
Josh Childress, Stanford
Luke Jackson, Oregon
Andre Joseph, Oregon
Matt Lottich, Stanford
Nate Robinson, Washington

2005

Channing Frye, Arizona
Matt Haryasz, Stanford
Chris Hernandez, Stanford
Nate Robinson, Washington
Tre Simmons, Washington
Salim Stoudamire, Arizona

2006

Arron Afflalo, UCLA
Jordan Farmar, UCLA
Chamberlain Oguchi, Oregon
Leon Powe, California
Brandon Roy, Washington
Ayinde Ubaka, California

2007

Ryan Anderson, California
Taj Gibson, USC
Gabe Pruitt, USC
Aaron Brooks, Oregon
Bryce Taylor, Oregon
Tajuan Porter, Oregon

2008

Darren Collison, UCLA
Brook Lopez, Stanford
Kevin Love, UCLA
O.J. Mayo, USC
Kyle Weaver, Washington State
Russell Westbrook, UCLA

2009

DeMar DeRozan, USC
Taj Gibson, USC
Derek Glasser, Arizona State
Daniel Hackett, USC
James Harden, Arizona State
Jeff Pendergraph, Arizona State

2010

Jamal Boykin, California
Quincy Pondexter, Washington
Jerome Randle, California
Theo Robertson, California
Michael Roll, UCLA
Isaiah Thomas, Washington

2011

Jared Cunningham, Oregon State
Terrence Ross, Washington
E.J. Singler, Oregon
Isaiah Thomas, Washington
Klay Thompson, Washington State
Derrick Williams, Arizona

2012

Carlton Brown, Colorado
Jared Cunningham, Oregon State
Kyle Fogg, Arizona
Solomon Hill, Arizona
Jesse Perry, Arizona
Andre Roberson, Colorado

2013

Jordan Adams, Fr., UCLA
Jahii Carson, Fr., Arizona State
Damyean Dotson, Fr., Oregon
Larry Drew II, Sr., UCLA
Arsalan Kazemi, Sr., Oregon
Johnathan Loyd, Jr., Oregon

2014

Kyle Anderson, So., UCLA
Askia Booker, Jr., Colorado
Aaron Gordon, Fr., Arizona
Nick Johnson, Jr., Arizona
Chasson Randle, Jr., Stanford
Joseph Young, Jr., Oregon

2015

Brandon Ashley, Jr., Arizona
Rondae Hollis-Jefferson, So., Arizona
Stanley Johnson, Fr., Arizona
T.J. McConnell, Sr., Arizona
Delon Wright, Sr., Utah
Joseph Young, Sr., Oregon

2016

Ivan Rabb, Fr., California
Jakob Poeltl, So., Utah
Chris Boucher, Jr., Oregon
Dillon Brooks, So., Oregon
Tyler Dorsey, Fr., Oregon
Elgin Cook, Sr., Oregon

2017

Torian Graham, Sr., Arizona State
Derrick White, Sr., Colorado
Dillon Brooks, Jr., Oregon
Tyler Dorsey, So., Oregon
Lauri Markkanen, Fr., Arizona
Allonzo Trier, So., Arizona

MOST OUTSTANDING PLAYER

1987 Reggie Miller, UCLA (Sr.)
1988 Sean Elliott, ARIZ* (Jr.)
1989 Sean Elliott, ARIZ* (Sr.)
1990 Jud Buechler, ARIZ (Sr./
Matt Muehlebach, ARIZ (Sr.)
2002 Luke Walton, ARIZ (Jr.)
2003 Luke Ridnour, ORE* (Jr.)
2004 Josh Childress, STAN* (Jr.)
2005 Salim Stoudamire, ARIZ (Sr.)
2006 Leon Powe, CAL (So.)
2007 Tajuan Porter, ORE (Fr.)
2008 Darren Collison, UCLA (Jr.)
2009 DeMar DeRozan, USC (Fr.)
2010 Isaiah Thomas, WASH (So.)
2011 Isaiah Thomas, WASH (Jr.)
2012 Carlton Brown, COLO (Sr.)
2013 Johnathan Loyd, ORE (Jr.)
2014 Kyle Anderson, UCLA (So.)
2015 Brandon Ashley, ARIZ (Jr.)
2016 Elgin Cook, ORE (Sr.)
2017 Allonzo Trier, ARIZ (So.)

* - Also named Pac-12 Player of the Year the same season.

PAC-12 HALL OF HONOR

The Pac-12 Conference established the Pac-12 Hall of Honor in 2002. Each year, each Pac-12 institution will elect one individual to be inducted into the Hall of Honor.

2002 (Inaugural class)

Sean Elliott, Arizona
Byron Scott, Arizona State
Pete Newell, California
John Dick, Oregon
Gary Payton, Oregon State
Hank Luisetti, Stanford
John Wooden, UCLA
Bill Sharman, USC
Bob Houbregs, Washington
Craig Ehlo, Washington State

2003

Steve Kerr, Arizona
Ned Wulk, Arizona State
Kevin Johnson, California
Howard Hobson, Oregon
Amory "Slats" Gill, Oregon State
Todd Lichti, Stanford
Kareem Abdul-Jabbar, UCLA
Fred "Tex" Winter, USC
Marv Harshman, Washington
Jack Friel, Washington State

2004

Khalid Reeves, Arizona
Lafayette "Fat" Lever, Arizona State
Jason Kidd, California
Ron Lee, Oregon
Mel Counts, Oregon State
Howard "Howie" Dallmar, Stanford
Walt Hazzard, UCLA
Bob Boyd, USC
James Edwards, Washington
George Raveling, Washington State

2005

Pete Williams, Arizona
Joe Caldwell, Arizona State
Darrall Imhoff, California
Blair Rasmussen, Oregon
Ed Lewis, Oregon State
Rich Kelley, Stanford
Gail Goodrich, UCLA
John Rudometkin, USC
Jack Nichols, Washington
Gene Conley, Washington State

2006

Damon Stoudamire, Arizona
Lionel Hollins, Arizona State
Andy Wolfe, California
Jim Loscutt, Oregon
Ralph Miller, Oregon State
Adam Keefe, Stanford
Don Barksdale, UCLA
Dennis "Mo" Layton, USC
Steve Hawes, Washington
James Donaldson, Washington State

2007

Chris Mills, Arizona
Eddie House, Arizona State
Russ Critchfield, California
Dick Harter, Oregon
Steve Johnson, Oregon State
George Yardley, Stanford
Jamaal (Keith) Wilkes, UCLA
Ron Reilly, USC
Christian Welp, Washington
Vince Hanson, Washington State

2008

Miles Simon, Arizona
Alton Lister, Arizona State
Charles Johnson, California
Terrell Brandon, Oregon
Ephraim J. Rocha, Oregon State
Tom Dose, Stanford
Marques Johnson, UCLA
Paul Westphal, USC
Louie Nelson, Washington
Mark Hendrickson, Washington State

2009

Lute Olson, Arizona
Royce Youree, Arizona State
Nibs Price, California
Greg Ballard, Oregon
Paul Valenti, Oregon State
Jim Pollard, Stanford
Michael Warren, UCLA
Gus Williams, USC
Detlef Schrempf, Washington
Isaac Fontaine, Washington State

2010

Mike Bibby, Arizona
Jeremy Veal, Arizona State
Earl Robinson, California
Kenya Wilkins, Oregon
Dave Gambee, Oregon State
John Arrillaga, Stanford
Reggie Miller, UCLA
John Block, USC
Eldridge Recasner, Washington
Paul Lindemann, Washington State

2011

Michael Dickerson, Arizona
Isaac Austin, Arizona State
Bob McKeen, California
Charlie Warren, Oregon
Charlie White, Oregon State
Brevin Knight, Stanford
Don MacLean, UCLA
Harold Miner, USC
Todd MacCulloch, Washington
Ray Sundquist, Washington State

2012

Richard Jefferson, Arizona
Kurt Nimphius, Arizona State
Lamond Murray, California
Burdette Haldorson, Colorado
Jim Barnett, Oregon
A.C. Green, Oregon State
George Selleck, Stanford
Ed O'Bannon, UCLA
Sam Barry, USC
Arnie Ferrin, Utah
George Irvine, Washington
Steve Puidokas, Washington State

2013

Jason Gardner, Arizona
Dennis Hamilton, Arizona State
Shareef Abdur-Rahim, California
Cliff Meely, Colorado
Chuck Rask, Oregon
Charlie Sitton, Oregon State
Ron Tomsic, Stanford
Lucius Allen, UCLA
Forrest Twogood, USC
Keith Van Horn, Utah
Nate Robinson, Washington
James McKean, Washington State

2014

Luke Walton, Arizona
Verl Heap, Arizona State
David Butler, California
Ken Charlton, Colorado
Frederick Jones, Oregon
Lee Harman, Oregon State
Mark Madsen, Stanford
Tyus Edney, UCLA
Wayne Carlander, USC
Billy McGill, Utah
Brandon Roy, Washington
Ed Gayda, Washington State

2015

Fred Snowden, Arizona
Ron Riley, Arizona State
Sean Lampley, California
Jim Davis, Colorado
Anthony Taylor, Oregon
Jim Jarvis, Oregon State
Casey Jacobsen, Stanford
Dave Meyers, UCLA
Alex Hannum, USC
Danny Vranes, Utah
Jon Brockman, Washington
Bennie Seltzer, Washington State

2016

Salim Stoudamire, Arizona
Art Becker, Arizona State
Brian Hendrick, California
Scott Wedman, Colorado
Luke Ridnour, Oregon
Jim Anderson, Oregon State
Kim Belton, Stanford
Keith Erickson, UCLA
Sam Clancy, USC
Vern Gardner, Utah
Isaiah Thomas, Washington
Keith Morrison, Washington State

2017

Bob Elliott, Arizona
Tarence Wheeler, Arizona State
Jerome Randle, California
Chauncey Billups, Colorado
Stu Jackson, Oregon
Ray Blume, Oregon State
Mike Montgomery, Stanford
David Greenwood, UCLA
Ralph Vaughn, USC
Andre Miller, Utah
Quincy Pondexter, Washington
Carlos Daniel, Washington State



▶ Pete Newell and his California Golden Bears celebrate the 1959 NCAA title.

▶ Oregon's "Tall Firs" won the first NCAA title in 1939.



▶ Lute Olson and the Arizona Wildcats captured the 1997 NCAA title.

▶ The 1963-64 UCLA Bruins, the first of the school's 11 NCAA Championship squads.



2011-12 (Pac-12)

| | W | L | PCT | ALL |
|-----------------|----|----|------|-------|
| 1. WASH (NIT) | 14 | 4 | .778 | 24-11 |
| 2. CAL (NCAA) | 13 | 5 | .722 | 24-10 |
| 3. ORE (NIT) | 13 | 5 | .722 | 24-10 |
| 4. ARIZ (NIT) | 12 | 6 | .667 | 23-12 |
| 5. COLO* (NCAA) | 11 | 7 | .611 | 24-12 |
| 6. UCLA | 11 | 7 | .611 | 19-14 |
| 7. STAN (NIT) | 10 | 8 | .556 | 26-11 |
| 8. OSU (CBI) | 7 | 11 | .389 | 21-15 |
| 9. WSU (CBI) | 7 | 11 | .389 | 19-18 |
| 10. ASU | 6 | 12 | .333 | 10-21 |
| 11. UTAH | 3 | 15 | .167 | 6-25 |
| 12. USC | 1 | 17 | .056 | 6-26 |

* - Pac-12 Tournament Champion

2012-13 (Pac-12)

| | W | L | PCT | ALL |
|----------------|----|----|------|-------|
| 1. UCLA (NCAA) | 13 | 5 | .722 | 25-10 |
| 2. ARIZ (NCAA) | 12 | 6 | .667 | 27-8 |
| 3. ORE* (NCAA) | 12 | 6 | .667 | 28-9 |
| 4. CAL (NCAA) | 12 | 6 | .667 | 21-12 |
| 5. COLO (NCAA) | 10 | 8 | .556 | 21-12 |
| 6. ASU (NIT) | 9 | 9 | .500 | 22-13 |
| 7. STAN (NIT) | 9 | 9 | .500 | 19-15 |
| 8. WASH (NIT) | 9 | 9 | .500 | 18-16 |
| 9. USC | 9 | 9 | .500 | 14-18 |
| 10. UTAH | 5 | 13 | .278 | 15-18 |
| 11. OSU | 4 | 14 | .222 | 14-18 |
| 12. WSU | 4 | 14 | .222 | 13-19 |

* - Pac-12 Tournament Champion

2013-14 (Pac-12)

| | W | L | PCT | ALL |
|-----------------|----|----|------|-------|
| 1. ARIZ (NCAA) | 15 | 3 | .833 | 33-5 |
| 2. UCLA* (NCAA) | 12 | 6 | .667 | 28-9 |
| 3. ORE (NCAA) | 10 | 8 | .556 | 24-10 |
| 4. COLO (NCAA) | 10 | 8 | .556 | 23-12 |
| 5. STAN (NCAA) | 10 | 8 | .556 | 23-13 |
| 6. ASU (NCAA) | 10 | 8 | .556 | 21-12 |
| 7. CAL (NIT) | 10 | 8 | .556 | 21-14 |
| 8. UTAH (NIT) | 9 | 9 | .500 | 21-12 |
| 9. WASH | 9 | 9 | .500 | 17-15 |
| 10. OSU (CBI) | 8 | 10 | .444 | 16-16 |
| 11. WSU | 3 | 15 | .167 | 10-21 |
| 12. USC | 2 | 16 | .111 | 11-21 |

* - Pac-12 Tournament Champion

2014-15 (Pac-12)

| | W | L | PCT | ALL |
|-----------------|----|----|------|-------|
| 1. ARIZ* (NCAA) | 16 | 2 | .889 | 34-4 |
| 2. UTAH (NCAA) | 13 | 5 | .722 | 26-9 |
| 3. ORE (NCAA) | 13 | 5 | .722 | 26-10 |
| 4. UCLA (NCAA) | 11 | 7 | .611 | 22-14 |
| 5. STAN (NIT) | 9 | 9 | .500 | 24-13 |
| 6. ASU (NIT) | 9 | 9 | .500 | 18-16 |
| 7. OSU | 8 | 10 | .444 | 17-14 |
| 8. CAL | 7 | 11 | .389 | 18-15 |
| 9. COLO (CBI) | 7 | 11 | .389 | 16-18 |
| 10. WSU | 7 | 11 | .389 | 13-18 |
| 11. WASH | 5 | 13 | .278 | 16-15 |
| 12. USC | 3 | 15 | .167 | 12-20 |

* - Pac-12 Tournament Champion

2015-16 (Pac-12)

| | W | L | PCT | ALL |
|----------------|----|----|------|-------|
| 1. ORE* (NCAA) | 14 | 4 | .778 | 31-7 |
| 2. UTAH (NCAA) | 13 | 5 | .722 | 27-9 |
| 3. ARIZ (NCAA) | 12 | 6 | .667 | 25-9 |
| 4. CAL (NCAA) | 12 | 6 | .667 | 23-11 |
| 5. COLO (NCAA) | 10 | 8 | .556 | 22-12 |
| 6. USC (NCAA) | 9 | 9 | .500 | 21-13 |
| 7. OSU (NCAA) | 9 | 9 | .500 | 19-13 |
| 8. WASH (NIT) | 9 | 9 | .500 | 19-15 |
| 9. STAN | 8 | 10 | .444 | 15-15 |
| 10. UCLA | 6 | 12 | .333 | 15-17 |
| 11. ASU | 5 | 13 | .278 | 15-17 |
| 12. WSU | 1 | 17 | .056 | 9-22 |

* - Pac-12 Tournament Champion

2016-17 (Pac-12)

| | W | L | PCT | ALL |
|-----------------|----|----|------|-------|
| 1. ORE (NCAA) | 16 | 2 | .889 | 33-6 |
| 2. ARIZ* (NCAA) | 16 | 2 | .889 | 32-5 |
| 3. UCLA (NCAA) | 15 | 3 | .833 | 31-5 |
| 4. UTAH (NIT) | 11 | 7 | .611 | 20-12 |
| 5. CAL (NIT) | 10 | 8 | .556 | 21-13 |
| 6. USC (NCAA) | 10 | 8 | .556 | 26-10 |
| 7. COLO (NIT) | 8 | 10 | .444 | 19-15 |
| 8. ASU | 7 | 11 | .389 | 15-18 |
| 9. STAN | 6 | 12 | .333 | 14-17 |
| 10. WSU | 6 | 12 | .333 | 13-18 |
| 11. WASH | 2 | 16 | .111 | 9-22 |
| 12. OSU | 1 | 17 | .056 | 5-27 |

* - Pac-12 Tournament Champion

PAC-12 OVERTIME GAMES
(1979-2011 = 90-game sched.)
(2012-current = 108-game sched.)

| No. | Year |
|-----|--|
| 13 | 1986, 2014 |
| 10 | 1984, '88, '00 |
| 8 | 1983, '95, '06, '07, '08, '09 |
| 7 | 1981, '82, '85, '99, '01, '04, '05, '13, '16 |
| 6 | 1998, '15 |
| 5 | 1987, '91, '97, '03, '10 |
| 4 | 1992, '94, '96, '02 |
| 3 | 1979, '80, '12, '17 |
| 2 | 1989, '90 |
| 1 | 1993 |

Excludes Pac-12 Tournament

PAC-12 OVERTIME CONFERENCE GAMES BY SCHOOL:

| | 1979-2011 | 2012- |
|--------------|-----------|-------|
| 1. COLO..... | 7..... | 10 |
| ASU..... | 42..... | 10 |
| 3. WSU..... | 45..... | 9 |
| 4. UTAH..... | -..... | 8 |
| 5. USC..... | 44..... | 7 |
| 6. WASH..... | 35..... | 6 |
| 7. ARIZ..... | 29..... | 5 |
| OSU..... | 34..... | 5 |
| STAN..... | 30..... | 5 |
| UCLA..... | 44..... | 5 |
| 11. CAL..... | 44..... | 4 |
| ORE..... | 37..... | 4 |

Excludes Pac-12 Tournament

BEST PAC-12 START BEFORE FIRST CONFERENCE LOSS: (Since 1979)

| | |
|------|-----------------|
| ARIZ | 16-0 (1998) |
| ASU | 6-0 (1980) |
| CAL | 7-0 (2003) |
| COLO | 3-0 (2012, '14) |
| ORE | 8-0 (2017) |
| OSU | 17-0 (1981) |
| STAN | 17-0 (2004) |
| UCLA | 9-0 (1983) |
| USC | 5-0 (2000, '02) |
| UTAH | 4-0 (2015) |
| WASH | 6-0 (1982, '84) |
| WSU | 7-0 (1983) |

BEST START BEFORE FIRST LOSS (all games):

| | |
|------|--------------------------|
| ARIZ | 21 (2014) |
| ASU | 9 (1975) |
| CAL | 14 (1926) |
| COLO | 7 (1913, '83) |
| ORE | 14 (1938) |
| OSU | 26 (1981) |
| STAN | 26 (2004) |
| UCLA | 30 (1964, '67, '72, '73) |
| USC | 17 (1910) |
| UTAH | 18 (1998) |
| WASH | 18 (1929) |
| WSU | 17 (1915) |

CONFERENCE, ALL-TIME (Since 1916)

| | YEARS | TITLES | W | L | PCT |
|----------------------|-------|--------|-----|-----|------|
| 1. Arizona | 39 | 15 (3) | 481 | 221 | .685 |
| 2. UCLA | 90 | 31 (2) | 910 | 471 | .659 |
| 3. Washington | 101 | 11 (3) | 873 | 770 | .531 |
| 4. Colorado | 6 | 0 | 56 | 52 | .519 |
| 5. California | 100 | 15 (4) | 749 | 713 | .512 |
| 6. Utah | 6 | 0 | 54 | 54 | .500 |
| 7. USC | 95 | 7 (1) | 700 | 711 | .496 |
| 8. Stanford | 97 | 11 (4) | 705 | 727 | .492 |
| 9. Oregon State | 96 | 12 (4) | 763 | 813 | .484 |
| 10. Oregon | 94 | 6 (2) | 724 | 827 | .467 |
| 11. Arizona State | 39 | 0 | 311 | 391 | .443 |
| 12. Washington State | 95 | 2 | 631 | 923 | .406 |
| 13. Idaho | 40 | 2 | 195 | 369 | .346 |
| 14. Montana | 8 | 0 | 15 | 58 | .205 |

CONFERENCE, 1979-2011 (Pac-10 years)

| | YEARS | TITLES | W | L | PCT |
|----------------------|-------|--------|-----|-----|------|
| 1. UCLA | 33 | 10 | 410 | 186 | .688 |
| 2. Arizona | 33 | 12 (2) | 398 | 196 | .668 |
| 3. Stanford | 33 | 4 (1) | 320 | 274 | .537 |
| 4. Washington | 33 | 3 (2) | 284 | 310 | .477 |
| 5. California | 33 | 1 | 282 | 312 | .473 |
| 6. USC | 33 | 1 (1) | 274 | 320 | .460 |
| 7. Arizona State | 33 | 0 | 265 | 329 | .445 |
| 8. Oregon State | 33 | 5 (2) | 265 | 329 | .445 |
| 9. Oregon | 33 | 1 | 246 | 348 | .413 |
| 10. Washington State | 33 | 0 | 226 | 368 | .379 |

CONFERENCE, 2012- (Pac-12 Years)

| | YEARS | TITLES | W | L | PCT |
|----------------------|-------|--------|----|----|------|
| 1. Arizona | 6 | 3 (1) | 83 | 25 | .769 |
| 2. Oregon | 6 | 2 (1) | 78 | 30 | .722 |
| 3. UCLA | 6 | 1 | 68 | 40 | .630 |
| 4. California | 6 | | 64 | 44 | .593 |
| 5. Colorado | 6 | | 56 | 52 | .519 |
| 6. Utah | 6 | | 54 | 54 | .500 |
| 7. Stanford | 6 | | 52 | 56 | .481 |
| 8. Washington | 6 | 1 | 48 | 60 | .444 |
| 9. Arizona State | 6 | | 46 | 62 | .426 |
| 10. Oregon State | 6 | | 37 | 71 | .343 |
| 11. USC | 6 | | 34 | 74 | .315 |
| 12. Washington State | 6 | | 28 | 80 | .259 |

CONFERENCE, PAST 10 YEARS (2008-2017)

| | YEARS | TITLES | W | L | PCT |
|----------------------|-------|--------|-----|-----|------|
| 1. Arizona | 10 | 4 (1) | 124 | 56 | .689 |
| 2. UCLA | 10 | 2 | 118 | 62 | .656 |
| 3. California | 10 | 1 | 104 | 76 | .578 |
| 4. Oregon | 10 | 2 (1) | 103 | 77 | .572 |
| 5. Colorado | 6 | | 56 | 52 | .519 |
| 6. Utah | 6 | | 54 | 54 | .500 |
| 7. Washington | 10 | 2 | 86 | 94 | .478 |
| 8. Stanford | 10 | | 85 | 95 | .472 |
| 9. Arizona State | 10 | | 82 | 98 | .456 |
| 10. USC | 10 | | 72 | 108 | .400 |
| 11. Washington State | 10 | | 62 | 118 | .344 |
| 12. Oregon State | 10 | | 57 | 123 | .317 |

() Indicates number of shared titles and is included in team total

ALL GAMES, ALL-TIME

| | YEARS | W | L | PCT |
|----------------------|-------|------|------|-------|
| 1. UCLA | 99 | 1849 | 824 | .692 |
| 2. Arizona | 112 | 1769 | 923 | .657 |
| 3. Utah | 109 | 1779 | 978 | .645 |
| 4. Washington | 115 | 1744 | 1162 | .600 |
| 5. California | 108 | 1572 | 1161 | .575 |
| 6. Stanford | 102 | 1498 | 1128 | .5704 |
| 7. USC | 111 | 1563 | 1178 | .5702 |
| 8. Oregon State | 116 | 1711 | 1321 | .564 |
| 9. Oregon | 112 | 1621 | 1336 | .548 |
| 10. Arizona State | 105 | 1343 | 1207 | .527 |
| 11. Colorado | 114 | 1277 | 1184 | .519 |
| 12. Washington State | 116 | 1572 | 1485 | .514 |

(Totals based on the 2016-17 NCAA Records Book)

Cumulative home court records in Pac-12 play:

| | |
|------|-------|
| 1979 | 61-29 |
| 1980 | 53-37 |
| 1981 | 49-41 |
| 1982 | 57-33 |
| 1983 | 58-32 |
| 1984 | 59-31 |
| 1985 | 52-38 |
| 1986 | 59-31 |
| 1987 | 58-32 |
| 1988 | 52-38 |
| 1989 | 53-37 |
| 1990 | 57-33 |
| 1991 | 64-26 |
| 1992 | 56-34 |
| 1993 | 55-35 |
| 1994 | 55-35 |
| 1995 | 51-39 |
| 1996 | 54-36 |
| 1997 | 63-27 |
| 1998 | 54-36 |
| 1999 | 62-28 |
| 2000 | 50-40 |
| 2001 | 51-39 |
| 2002 | 55-35 |
| 2003 | 54-36 |
| 2004 | 55-35 |
| 2005 | 56-34 |
| 2006 | 51-39 |
| 2007 | 55-35 |
| 2008 | 48-42 |
| 2009 | 57-31 |
| 2010 | 56-34 |
| 2011 | 58-32 |
| 2012 | 72-36 |
| 2013 | 65-25 |
| 2014 | 72-36 |
| 2015 | 73-35 |
| 2016 | 77-31 |
| 2017 | 67-41 |

Cumulative non-conference record (includes postseason):

| | |
|-----------|--------|
| 1978-79 | 64-35 |
| 1979-80 | 69-32 |
| 1980-81 | 66-26 |
| 1981-82 | 62-37 |
| 1982-83 | 69-44 |
| 1983-84 | 65-46 |
| 1984-85 | 79-42 |
| 1985-86 | 63-50 |
| 1986-87 | 63-41 |
| 1987-88 | 61-47 |
| 1988-89 | 71-37 |
| 1989-90 | 70-33 |
| 1990-91 | 90-30 |
| 1991-92 | 88-36 |
| 1992-93 | 71-39 |
| 1993-94 | 71-38 |
| 1994-95 | 83-30 |
| 1995-96 | 77-39 |
| 1996-97 | 85-34 |
| 1997-98 | 89-35 |
| 1998-99 | 89-30 |
| 1999-2000 | 91-41 |
| 2000-01 | 95-37 |
| 2001-02 | 82-38 |
| 2002-03 | 73-35 |
| 2003-04 | 62-36 |
| 2004-05 | 84-31 |
| 2005-06 | 82-36 |
| 2006-07 | 103-31 |
| 2007-08 | 107-34 |
| 2008-09 | 105-37 |
| 2009-10 | 80-48 |
| 2010-11 | 97-47 |
| 2011-12 | 105-64 |
| 2012-13 | 105-41 |
| 2013-14 | 129-41 |
| 2014-15 | 123-47 |
| 2015-16 | 122-41 |
| 2016-17 | 119-49 |

PAC-12 YEARLY CONFERENCE FINISHES

| | ARIZ | ASU | CAL | IDA | MON | ORE | OSU | STAN | UCLA | USC | WASH | WSU | CHAMPION |
|---------|------|-----|------|------|-----|------|------|------|------|------|------|-----|-----------------------|
| 1915-16 | — | — | 1t | — | — | — | 1t | — | — | — | 3 | — | California/OSU |
| 1916-17 | — | — | 2 | — | — | 6 | 4 | 5 | — | — | 3 | 1 | Washington State |
| 1917-18 | — | — | — | — | — | — | — | — | — | — | — | — | — |
| 1918-19 | — | — | 3 | — | — | 1 | 5 | 6 | — | — | 4 | 2 | Oregon |
| 1919-20 | — | — | 2 | — | — | 6 | 4 | 1 | — | — | 5 | 3 | Stanford |
| 1920-21 | — | — | 1t | — | — | 4 | 6 | 1t | — | — | 3 | 5 | Stanford/California |
| 1921-22 | — | — | 3 | 1 | — | 8 | 2 | 5 | — | 7 | 4 | 6 | Idaho |
| 1922-23 | — | — | 1tS* | 1tN* | — | 5N | 3tN | 1tS | — | 3 | 1tN | 3tN | Idaho |
| 1923-24 | — | — | 1S | 4N | 6N | 3N | 2N | 3S | — | 2S | 1N | 5N | California |
| 1924-25 | — | — | 1S | 3tN | 5N | 1tN | 1tN* | 2S | — | — | 3tN | 6N | California |
| 1925-26 | — | — | 1S | 3N | 5N | 1N | 2N | 2S | — | 3S | 4N | 6N | California |
| 1926-27 | — | — | 1S | 2tN | 6N | 1N | 4N | 2S | — | 3S | 2tN | 5N | California |
| 1927-28 | — | — | 1tS | 3tN | 3tN | 2N | 3tN | 4S | 3S | 1tS* | 1N | 6N | USC |
| 1928-29 | — | — | 1S | 2N | 6N | 5N | 4N | 2S | 4S | 3S | 1N | 3N | California |
| 1929-30 | — | — | 2S | 5N | — | 3N | 4N | 4S | 3S | 1S | 1N | 2N | USC |
| 1930-31 | — | — | 1S | 5N | — | 4N | 3N | 4S | 3S | 2S | 1N | 2N | Washington |
| 1931-32 | — | — | 1tS* | 5N | — | 4N | 3N | 4S | 3S | 1tS | 1N | 2N | California |
| 1932-33 | — | — | 2S | 3tN | — | 5N | 1N | 3S | 4S | 1S | 2N | 3tN | Oregon State |
| 1933-34 | — | — | 2S | 5N | — | 2N | 3N | 3S | 4S | 1S | 1N | 4N | Washington |
| 1934-35 | — | — | 2S | 5N | — | 3N | 1N | 3tS | 3tS | 1S | 2N | 4N | USC |
| 1935-36 | — | — | 3S | 5N | — | 4N | 2N | 1tS* | 4S | 1tS | 1N | 3N | Stanford |
| 1936-37 | — | — | 3S | 5N | — | 1tN | 4N | 1S | 4S | 2S | 1tN | 1tN | Stanford |
| 1937-38 | — | — | 2S | 3tN | 6N | 1N | 5N | 1S | 4S | 3S | 2N | 3tN | Stanford |
| 1938-39 | — | — | 1tS* | 5N | — | 1N | 4N | 3S | 4S | 1tS | 2N | 3N | Oregon |
| 1939-40 | — | — | 3S | 5N | — | 2N | 1N | 2S | 4S | 1S | 4N | 3N | USC |
| 1940-41 | — | — | 2tS | 5N | — | 3tN | 2N | 1S | 4S | 2tS | 3tN | 1N | Washington State |
| 1941-42 | — | — | 3S | 5N | — | 4N | 1N | 1S | 4S | 2S | 2N | 3N | Stanford |
| 1942-43 | — | — | 4S | 5N | — | 2N | 4N | 2tS | 2tS | 1S | 1N | 3N | Washington |
| 1943-44 | — | — | 1S | 3tN | — | 2N | 3tN | — | 2S | 3S | 1N | 5N | Washington/California |
| 1944-45 | — | — | 3S | 5N | — | 1tN* | 3N | — | 1S | 2S | 4N | 1tN | Oregon/UCLA |
| 1945-46 | — | — | 1S | 1N | — | 3N | 2N | 4S | 3S | 2S | 4N | 5N | California |
| 1946-47 | — | — | 2S | 5N | — | 4N | 1N | 3S | 1S | 4S | 3N | 2N | Oregon State |
| 1947-48 | — | — | 1S | 5N | — | 4N | 1tN | 3tS | 3tS | 2S | 1tN* | 3N | Washington |
| 1948-49 | — | — | 4S | 3tN | — | 3tN | 1N | 3S | 1S | 2S | 5N | 2N | Oregon State |
| 1949-50 | — | — | 3S | 4N | — | 5N | 2tN | 4S | 1S | 2S | 2tN | 1N | UCLA |
| 1950-51 | — | — | 4S | 4tN | — | 2N | 4tN | 3S | 1tS* | 1tS | 1N | 3N | Washington |
| 1951-52 | — | — | 2tS | 2N | — | 3N | 5N | 2tS | 1S | 4S | 1N | 4N | UCLA |
| 1952-53 | — | — | 1S | 2tN | — | 2tN | 4N | 4S | 3S | 2S | 1N | 5N | Washington |
| 1953-54 | — | — | 3S | 2tN | — | 2tN | 1N | 4S | 2S | 1S | 4N | 5N | USC |
| 1954-55 | — | — | 4S | 4tN | — | 2N | 1N | 2S | 1S | 3S | 3N | 4tN | Oregon State |
| 1955-56 | — | — | 3t | 8 | — | 6t | 6t | 3t | 1 | 5 | 2 | 9 | UCLA |
| 1956-57 | — | — | 1 | 7t | — | 9 | 6 | 5 | 2t | 4 | 2t | 7t | California |
| 1957-58 | — | — | 1t | 4 | — | 7 | 1t | 6 | 3 | 5 | 8 | 9 | OSU/California |
| 1958-59 | — | — | 1 | 7 | — | 8 | 6 | 3t | 3t | 5 | 2 | 9 | California |
| 1959-60 | — | — | 1 | — | — | — | — | 4 | 2 | 3 | 5 | — | California |
| 1960-61 | — | — | 4 | — | — | — | — | 5 | 2 | 1 | 3 | — | USC |
| 1961-62 | — | — | 5 | — | — | — | — | 2 | 1 | 3t | 3t | — | UCLA |
| 1962-63 | — | — | 5 | — | — | — | — | 1t | 1t | 3t | 3t | — | Stanford/UCLA |
| 1963-64 | — | — | 3 | — | — | — | — | 2 | 1 | 4 | 5 | 6 | UCLA |
| 1964-65 | — | — | 7 | — | — | 8 | 4 | 2 | 1 | 3 | 6 | 5 | UCLA |
| 1965-66 | — | — | 7t | — | — | 4t | 1 | 3 | 2 | 4t | 7t | 4t | Oregon State |
| 1966-67 | — | — | 5t | — | — | 8 | 2t | 4 | 1 | 5t | 5t | 2t | UCLA |
| 1967-68 | — | — | 4 | — | — | 8 | 5t | 5t | 1 | 2 | 7 | 3 | UCLA |
| 1968-69 | — | — | 7t | — | — | 5t | 5t | 7t | 1 | 3 | 4 | 2 | UCLA |
| 1969-70 | — | — | 6 | — | — | 4 | 7 | 8 | 1 | 2t | 5 | 2t | UCLA |
| 1970-71 | — | — | 3t | — | — | 3t | 6 | 7t | 1 | 2 | 5 | 7t | UCLA |
| 1971-72 | — | — | 5 | — | — | 8 | 3t | 6 | 1 | 3t | 2 | 7 | UCLA |
| 1972-73 | — | — | 7 | — | — | 3 | 5t | 4 | 1 | 2 | 5t | 8 | UCLA |
| 1973-74 | — | — | 7t | — | — | 3 | 5 | 6 | 1 | 2 | 4 | 7t | UCLA |

PAC-12 YEARLY CONFERENCE FINISHES

2017-2018

| | ARIZ | ASU | CAL | COLO | IDA | MON | ORE | OSU | STAN | UCLA | USC | UTAH | WASH | WSU | CHAMPION |
|----------|------------|-----|----------|------|-----|-----|-----------|-----------|-----------|-----------|-----------|------|-----------|-----|------------------|
| 1974-75 | — | — | 4 | — | — | — | 5t | 2 | 5t | 1 | 3 | — | 5t | 8 | UCLA |
| 1975-76# | — | — | 6 | — | — | — | 2t | 2t | 7 | 1 | 8 | — | 4 | 5 | UCLA |
| 1976-77 | — | — | 6 | — | — | — | 2 | 4t | 7 | 1 | 8 | — | 4t | 3 | UCLA |
| 1977-78 | — | — | 7 | — | — | — | 5t | 2 | 8 | 1 | 3t | — | 5t | 3t | UCLA |
| 1978-79 | 4t | 6t | 10 | — | — | — | 6t | 3 | 8t | 1 | 2 | — | 8t | 4t | UCLA |
| 1979-80 | 6 | 2 | 10 | — | — | — | 7t | 1 | 7t | 4 | 7t | — | 5 | 3 | Oregon State |
| 1980-81 | 5t | 2 | 8t | — | — | — | 7 | 1 | 8t | 3 | 4 | — | 5t | 10 | Oregon State |
| 1981-82 | 8t | 6t | 6t | — | — | — | 8t | 1 | 10 | 2 | 3 | — | 4 | 5 | Oregon State |
| 1982-83 | 10 | 3t | 6t | — | — | — | 9 | 3t | 8 | 1 | 5 | — | 6t | 2 | UCLA |
| 1983-84 | 5t | 5t | 9 | — | — | — | 3 | 1t | 5t | 4 | 8 | — | 1t | 10 | OSU/Washington |
| 1984-85 | 3t | 7 | 9 | — | — | — | 6 | 3t | 10 | 3t | 1t | — | 1t | 8 | USC/Washington |
| 1985-86 | 1 | 5t | 3 | — | — | — | 9 | 5t | 5t | 4 | 10 | — | 2 | 5t | Arizona |
| 1986-87 | 2 | 8t | 3t | — | — | — | 7 | 3t | 6 | 1• | 10 | — | 3t | 8t | UCLA |
| 1987-88 | 1• | 7 | 8t | — | — | — | 5 | 2t | 4 | 2t | 8t | — | 8t | 6 | Arizona |
| 1988-89 | 1• | 7 | 5 | — | — | — | 9 | 3t | 2 | 3t | 10 | — | 6 | 8 | Arizona |
| 1989-90 | 1t• | 7t | 3 | — | — | — | 5 | 1t | 6 | 4 | 7t | — | 9t | 9t | Arizona/OSU |
| 1990-91 | 1 | 3t | 5t | — | — | — | 5t | 5t | 5t | 2 | 3t | — | 5t | 10 | Arizona |
| 1991-92 | 3 | 5t | 9 | — | — | — | 10 | 7 | 4 | 1 | 2 | — | 8 | 5t | UCLA |
| 1992-93 | 1 | 3t | 2 | — | — | — | 9 | 5t | 10 | 3t | 5t | — | 5t | 8 | Arizona |
| 1993-94 | 1 | 4t | 2t | — | — | — | 8 | 10 | 4t | 2t | 7 | — | 9 | 4t | Arizona |
| 1994-95& | 2 | 3 | 8t | — | — | — | 4 | 7 | 5t | 1 | 10 | — | 8t | 5t | UCLA |
| 1995-96& | 2 | 8 | 4 | — | — | — | 5t | 10 | 3 | 1 | 9 | — | 5t | 7 | UCLA |
| 1996-97 | 5 | 10 | 2t | — | — | — | 7 | 9 | 2t | 1 | 2t | — | 6 | 8 | UCLA |
| 1997-98 | 1 | 5t | 5t | — | — | — | 5t | 9t | 2 | 3 | 8 | — | 4 | 9t | Arizona |
| 1998-99 | 2 | 9 | 5t | — | — | — | 5t | 7t | 1 | 3 | 7t | — | 4 | 10 | Stanford |
| 1999-00 | 1t | 4t | 7 | — | — | — | 3 | 8t | 1t | 4t | 6 | — | 8t | 10 | Arizona/Stanford |
| 2000-01 | 2 | 6t | 4t | — | — | — | 6t | 9t | 1 | 3 | 4t | — | 9t | 6t | Stanford |
| 2001-02 | 2t• | 7 | 2t | — | — | — | 1 | 9 | 2t | 6 | 2t | — | 8 | 10 | Oregon |
| 2002-03 | 1 | 4 | 3 | — | — | — | 5• | 6t | 2 | 6t | 6t | — | 9 | 10 | Arizona |
| 2003-04 | 3 | 10 | 4t | — | — | — | 4t | 9 | 1• | 7t | 6 | — | 2 | 7t | Stanford |
| 2004-05 | 1 | 6t | 8t | — | — | — | 8t | 6t | 3t | 3t | 10 | — | 2 | 6t | Arizona |
| 2005-06 | 4t | 8t | 3 | — | — | — | 7 | 8t | 4t | 1• | 6 | — | 2 | 10 | UCLA |
| 2006-07 | 3t | 10 | 8 | — | — | — | 3t• | 9 | 6 | 1 | 3t | — | 7 | 2 | UCLA |
| 2007-08 | 7 | 5t | 9 | — | — | — | 5t | 10 | 2 | 1• | 3t | — | 8 | 3t | UCLA |
| 2008-09 | 5t | 3t | 3t | — | — | — | 10 | 8 | 9 | 2 | 5t• | — | 1 | 7 | Washington |
| 2009-10 | 4 | 2 | 1 | — | — | — | 8t | 5t | 8t | 5t | 5t | — | 3• | 10 | California |
| 2010-11 | 1 | 10 | 5 | — | — | — | 7t | 9 | 7t | 2 | 4 | — | 3• | 6 | Arizona |
| 2011-12 | 4 | 10 | 2t | 5t• | — | — | 2t | 8t | 7 | 5t | 12 | 11 | 1 | 8t | Washington |
| 2012-13 | 2t | 6t | 2t | 5 | — | — | 2t• | t11 | 6t | 1 | 6t | 10 | 6t | t11 | UCLA |
| 2013-14 | 1 | 3t | 3t | 3t | — | — | 3t | 10 | 3t | 2• | 12 | 8t | 8t | 11 | Arizona |
| 2014-15 | 1• | 5t | 8t | 8t | — | — | 2t | 7 | 5t | 4 | 12 | 2t | 11 | 8t | Arizona |
| 2015-16 | 3t | 11 | 3t | 5 | — | — | 1• | 6t | 9 | 10 | 6t | 2 | 6t | 12 | Oregon |
| 2016-17 | 1t• | 8 | 5t | 7 | — | — | 1t | 12 | 9t | 3 | 5t | 4 | 11 | 9t | Arizona/Oregon |

Conference champion in **boldface**

* - Divisional champion

• - Pac-12 Tournament champion

- 1975-76 standings reflect on-court standings (Oregon State subsequently forfeited seven Conference games)

& - 1994-95 and 1995-96 reflect on-court standings. (California subsequently forfeited five Conference games in 1995 and nine Conference games in 1996).

Pacific Coast Conference (PCC), 1915-16 - 1958-59

Athletic Association of Western Universities (AAWU), 1959-60 - 1967-68

Pacific-8 Conference (Pac-8), 1968-69 - 1977-78

Pacific-10 Conference (Pac-10), 1978-79 - 2010-11

Pac-12 Conference (Pac-12), 2011-12-present

CONFERENCE TITLES BY SCHOOL (Includes shared titles)

| | |
|------------------------|----|
| 1. UCLA | 31 |
| 2. Arizona..... | 15 |
| California..... | 15 |
| 4. Oregon State | 12 |
| Washington | 12 |
| 6. Stanford | 11 |
| 7. USC | 7 |
| 8. Oregon..... | 6 |
| 9. Idaho | 2 |
| Washington State..... | 2 |
| 11. Arizona State..... | 0 |
| Colorado..... | 0 |
| Utah..... | 0 |
| Montana..... | 0 |

Results since 1978-79 only (the first season of Pac-10 play from Pac-8). # - Non-Conference game

ARIZ vs. ASU

ARIZ leads all-time series, 150-82
Longest Win Streak (Since 1978-79):
ARIZ: 12, 1996-2001; 2002-07
ASU: 9, 1980-1983

First meeting:

1913-14 #ARIZ... 41-17..... Tuc

- 1978-79 #ASU.... 84-82..... Mck
ASU..... 76-68..... UAC
ARIZ..... 85-80..... Mck
- 1979-80 #ASU.... 85-78..... UAC
ASU..... 97-72..... Mck
ASU..... 78-72..... UAC
- 1980-81 ASU..... 83-65..... UAC
ASU..... 71-66..... Mck
- 1981-82 ASU..... 55-54..... Mck
ASU..... 82-56..... UAC
- 1982-83 ASU..... 82-69..... UAC
ASU..... 77-70..... Mck
- 1983-84 ARIZ..... 71-49..... Mck
ARIZ..... 65-64..... UAC
- 1984-85 ARIZ..... 61-60..... UAC
ARIZ..... 68-48..... Mck
- 1985-86 ARIZ..... 62-53..... Mck
ASU..... 70-63..... UAC
- 1986-87 ARIZ..... 82-67..... UAC
ARIZ..... 66-54..... Mck
- 1987-88 ARIZ..... 99-59..... Mck
ARIZ..... 101-73..... UAC
- 1988-89 ARIZ..... 96-71..... UAC
ARIZ..... 109-74..... Mck
- 1989-90 ARIZ..... 70-61..... UAC
ARIZ..... 71-50..... Mck
- 1990-91 ARIZ..... 74-71..... UAC
ARIZ..... 71-50..... Mck
- 1991-92 ARIZ..... 92-55..... Mck
ASU..... 77-74..... UAC
- 1992-93 ARIZ..... 91-87..... UAC
ARIZ..... 116-80..... Mck
- 1993-94 ARIZ..... 98-81..... Mck
ASU..... 94-87..... UAC
- 1994-95 ASU..... 53-52..... UAC
ASU..... 103-98 (20T).. Mck
- 1995-96 ARIZ..... 71-69..... Mck
ARIZ..... 108-76..... UAC
- 1996-97 ARIZ..... 92-84..... UAC
ARIZ..... 87-71..... Mck
- 1997-98 ARIZ..... 127-99..... Mck
ARIZ..... 83-82..... UAC
- 1998-99 ARIZ..... 74-73..... WFA
ARIZ..... 86-80..... Mck
- 1999-00 ARIZ..... 82-55..... Mck
ARIZ..... 89-82..... WFA
- 2000-01 ARIZ..... 86-75..... Mck
ARIZ..... 88-58..... WFA
- 2001-02 ASU..... 88-72..... WFA
ARIZ..... 83-75..... Mck
ARIZ..... 73-56..... Stp (1)
- 2002-03 ARIZ..... 71-63..... Mck
ARIZ..... 92-72..... WFA
- 2003-04 ARIZ..... 93-74..... WFA
ARIZ..... 106-81..... Mck
- 2004-05 ARIZ..... 94-79..... Mck
ARIZ..... 70-68..... WFA
- 2005-06 ARIZ..... 80-70..... WFA
ARIZ..... 68-47..... Mck
- 2006-07 ARIZ..... 71-47..... Mck
ARIZ..... 61-58..... WFA
- 2007-08 ASU..... 64-59 (OT)..... WFA
ASU..... 59-54..... Mck
- 2008-09 ASU..... 53-47..... Mck
ASU..... 70-68..... WFA
ASU..... 68-56..... Stp (1)
- 2009-10 ARIZ..... 77-58..... WFA
ASU..... 73-69..... Mck

- 2010-11 ARIZ..... 80-69..... WFA
ARIZ..... 67-52..... WFA
- 2011-12 ARIZ..... 68-51..... Mck
ASU..... 87-80..... WFA
- 2012-13 ARIZ..... 71-54..... WFA
ARIZ..... 73-58..... Mck
- 2013-14 ARIZ..... 91-68..... Mck
ASU..... 69-66 (20T).. WFA
- 2014-15 ARIZ..... 73-49..... Mck
ASU..... 81-78..... WFA
- 2015-16 ARIZ..... 94-82..... WFA
ARIZ..... 99-61..... Mck
- 2016-17 ARIZ..... 91-75..... Mck
ARIZ..... 73-60..... WFA

ARIZ vs. CAL

ARIZ leads all-time series, 62-31
Longest Win Streak (Since 1978-79):
ARIZ: 10, 2000-2004
CAL: 4, 1982-1983

First meeting:

1923-24 #CAL.... 38-30..... Oak

- 1978-79 ARIZ..... 69-64..... Mck
ARIZ..... 83-75..... H
- 1979-80 ARIZ..... 89-81..... H
ARIZ..... 65-62..... Mck
- 1980-81 ARIZ..... 73-71..... H
ARIZ..... 83-72..... Mck
- 1981-82 CAL..... 85-73..... Mck
CAL..... 63-59..... H
- 1982-83 CAL..... 59-57..... H
CAL..... 84-59..... Mck
- 1983-84 ARIZ..... 56-50..... Mck
CAL..... 70-62..... H
- 1984-85 ARIZ..... 69-67..... H
ARIZ..... 66-48..... Mck
- 1985-86 ARIZ..... 79-72 (20T).. Mck
ARIZ..... 61-52..... H
- 1986-87 CAL..... 82-81 (20T).. Mck
ARIZ..... 70-51..... H
- 1987-88 ARIZ..... 80-51..... Mck
ARIZ..... 74-62..... H
ARIZ..... 88-64..... Mck (1)
- 1988-89 ARIZ..... 64-55..... H
ARIZ..... 86-59..... Mck
- 1989-90 ARIZ..... 71-70 (OT)..... Mck
ARIZ..... 93-68..... H
- 1990-91 CAL..... 85-78..... H
ARIZ..... 100-63..... Mck
- 1991-92 ARIZ..... 80-68..... H
ARIZ..... 100-77..... Mck
- 1992-93 ARIZ..... 93-81..... Mck
CAL..... 74-71..... OC
- 1993-94 CAL..... 98-93 (OT)..... Mck
ARIZ..... 96-77..... H
- 1994-95 ARIZ..... 99-86..... H
&CAL..... 74-72..... Mck
- 1995-96 ARIZ..... 71-68..... Mck
&CAL..... 99-75..... OC
- 1996-97 ARIZ..... 81-80..... Mck
CAL..... 79-77..... CP
- 1997-98 ARIZ..... 70-57..... TNA
ARIZ..... 76-73..... Mck
- 1998-99 ARIZ..... 91-74..... Mck
CAL..... 89-76..... TNA
- 1999-00 ARIZ..... 65-61..... HP
ARIZ..... 70-61..... Mck
- 2000-01 ARIZ..... 78-75..... Mck
ARIZ..... 78-76..... HP
- 2001-02 ARIZ..... 68-58..... HP
ARIZ..... 99-53..... Mck
ARIZ..... 90-78..... Stp (1)
- 2002-03 ARIZ..... 95-80..... Mck
ARIZ..... 88-75..... HP
- 2003-04 ARIZ..... 95-75..... Mck

- CAL..... 87-83..... HP
- 2004-05 ARIZ..... 87-67..... HP
ARIZ..... 97-76..... Mck
ARIZ..... 88-63..... Stp (1)
- 2005-06 ARIZ..... 66-55..... Mck
CAL..... 75-66..... HP
- 2006-07 ARIZ..... 94-85..... Mck
ARIZ..... 70-65..... HP
- 2007-08 ARIZ..... 79-75..... HP
ARIZ..... 83-73..... Mck
- 2008-09 CAL..... 69-55..... HP
CAL..... 83-77..... Mck
- 2009-10 ARIZ..... 76-72..... Mck
CAL..... 95-71..... HP
- 2010-11 ARIZ..... 73-71..... Mck
ARIZ..... 107-105 (3 OT). HP
- 2011-12 ARIZ..... 78-74..... HP
- 2012-13 CAL..... 77-69..... Mck
- 2013-14 CAL..... 60-58..... HP
ARIZ..... 87-59..... Mck
- 2014-15 ARIZ..... 73-50..... HP
ARIZ..... 99-60..... Mck
ARIZ..... 73-51..... MGM (1)
- 2015-16 CAL..... 74-73..... HP
ARIZ..... 64-61..... Mck
- 2016-17 ARIZ..... 67-62..... HP
ARIZ..... 62-57..... Mck

ARIZ vs. COLO

ARIZ leads all-time series, 16-12
Longest Win Streak:
ARIZ: 6, 2013-2015
COLO: 4, 1960-1961

First meeting:

1960-61 COLO.... 82-72..... BDG

- 2011-12 COLO.... 64-63..... CEC
ARIZ..... 71-57..... Mck
COLO.... 53-51..... Stp (1)
- 2012-13 ARIZ..... 92-83..... Mck
COLO.... 71-58..... CEC
ARIZ..... 79-69..... MGM (1)
- 2013-14 ARIZ..... 69-57..... Mck
ARIZ..... 88-61..... CEC
ARIZ..... 63-43..... MGM (1)
- 2014-15 ARIZ..... 68-54..... Mck
ARIZ..... 82-54..... CEC
- 2015-16 COLO.... 75-72..... CEC
ARIZ..... 82-78..... MGM (1)
- 2016-17 ARIZ..... 82-73..... Mck
ARIZ..... 92-78..... TMA (1)

ARIZ vs. ORE

ARIZ leads all-time series, 50-29
Longest Win Streak (Since 1978-79):
ARIZ: 12, 1991-1997
ORE: 3, 1983-1984; 2007-08; 2016-17

First meeting:

1978-79 ORE..... 63-60..... McA

- 1978-79 ORE..... 63-60..... McA
ARIZ..... 69-67 (OT)..... Mck
- 1979-80 ORE..... 90-73..... Mck
ORE..... 76-62..... McA
- 1980-81 ARIZ..... 73-70..... Mck
ORE..... 79-75..... McA
- 1981-82 ORE..... 97-88..... McA
ARIZ..... 97-78..... Mck
- 1982-83 ORE..... 86-84..... Mck
ORE..... 63-57 (OT)..... McA
- 1983-84 ORE..... 69-55..... McA
ARIZ..... 75-67 (OT)..... Mck
- 1984-85 ARIZ..... 73-54..... McA
ORE..... 43-40..... Mck
- 1985-86 ARIZ..... 85-68..... Mck

- ARIZ..... 65-59..... McA
- 1986-87 ORE..... 55-54 (OT)..... McA
ARIZ..... 68-53..... Mck
ORE..... 72-63..... PP (1)
- 1987-88 ARIZ..... 70-54..... McA
ARIZ..... 89-57..... Mck
- 1988-89 ARIZ..... 95-71..... Mck
ARIZ..... 78-57..... McA
- 1989-90 ORE..... 68-63..... McA
ARIZ..... 84-58..... Mck
- 1990-91 ORE..... 62-58..... McA
ARIZ..... 107-65..... Mck
- 1991-92 ARIZ..... 104-53..... Mck
ARIZ..... 104-56..... McA
- 1992-93 ARIZ..... 92-60..... McA
ARIZ..... 99-68..... Mck
- 1993-94 ARIZ..... 98-86..... Mck
ARIZ..... 75-71..... McA
- 1994-95 ARIZ..... 97-89..... McA
ARIZ..... 97-76..... Mck
- 1995-96 ARIZ..... 81-63..... Mck
ARIZ..... 70-65..... McA
- 1996-97 ARIZ..... 88-66..... Mck
ORE..... 78-72..... McA
- 1997-98 ARIZ..... 87-57..... Mck
ARIZ..... 81-66..... McA
- 1998-99 ARIZ..... 85-83..... McA
ARIZ..... 92-86..... Mck
- 1999-00 ARIZ..... 77-71..... Mck
ORE..... 86-81..... McA
- 2000-01 ORE..... 79-67..... McA
ARIZ..... 104-65..... Mck
- 2001-02 ORE..... 105-75..... McA
ORE..... 90-80..... Mck
- 2002-03 ARIZ..... 81-72..... McA
ARIZ..... 88-80..... Mck
- 2003-04 ARIZ..... 90-66..... Mck
ARIZ..... 100-87..... McA
- 2004-05 ARIZ..... 74-66..... McA
ARIZ..... 92-67..... Mck
- 2005-06 ORE..... 73-68..... McA
ARIZ..... 70-68..... Mck
- 2006-07 ORE..... 79-77..... Mck
ARIZ..... 77-74..... McA
ORE..... 69-50..... Stp (1)
- 2007-08 ORE..... 84-74..... Mck
ORE..... 78-69..... McA
- 2008-09 ARIZ..... 67-52..... Mck
ARIZ..... 87-77..... McA
- 2009-10 ARIZ..... 74-60..... McA
ARIZ..... 70-57..... Mck
- 2010-11 ARIZ..... 76-57..... McA
ARIZ..... 90-82..... Mck
- 2011-12 ORE..... 59-57..... Mck
- 2012-13 ORE..... 70-66..... MK
- 2013-14 ARIZ..... 67-65..... Mck
ORE..... 64-57..... MK
- 2014-15 ARIZ..... 80-62..... MK
ARIZ..... 90-56..... Mck
ARIZ..... 80-52..... MGM (1)
- 2015-16 ORE..... 83-75..... Mck
ORE..... 95-89 (OT) . MGM (1)
- 2016-17 ORE..... 85-58..... MK
ARIZ..... 83-80..... TMA (1)

ARIZ vs. OSU

ARIZ leads all-time series, 61-21
Longest Win Streak (Since 1978-79):
ARIZ: 17, 1990-1998
OSU: 11, 1979-1984

First meeting:

1976-77 #ARIZ.... 81-73..... G
1978-79 OSU..... 116-80..... G
OSU..... 93-79..... Mck
1979-80 OSU..... 77-72..... Mck
OSU..... 73-63..... G

ARIZ 86-72..... SA
 1996-97 USC 75-62..... SA
 ARIZ 101-77..... McK
 1997-98 ARIZ 91-72..... McK
 USC 91-90 (OT)..... SA
 1998-99 ARIZ 87-78..... SA
 ARIZ 88-73..... McK
 1999-00 USC 80-72..... SA
 ARIZ 92-85..... McK
 2000-01 ARIZ 71-58..... McK
 ARIZ 105-61..... SA
 2001-02 ARIZ 97-80..... McK
 USC 94-89..... SA
 ARIZ 81-71..... Stp (1)
 2002-03 ARIZ 81-72..... SA
 ARIZ 86-59..... McK
 2003-04 USC 99-90..... SA
 ARIZ 97-70..... McK
 ARIZ 79-76..... Stp (1)
 2004-05 ARIZ 77-68..... McK
 ARIZ 88-76..... SA
 2005-06 ARIZ 74-63..... McK
 USC 77-70..... SA
 2006-07 USC 80-73..... GC
 USC 80-75..... McK
 2007-08 ARIZ 80-69..... GC
 USC 70-58..... McK
 2008-09 USC 65-64..... GC
 ARIZ 83-76..... McK
 2009-10 USC 56-50..... GC
 ARIZ 86-84 (20T)..... McK
 2010-11 ARIZ 82-73..... McK
 USC 65-57..... GC
 ARIZ 67-62..... Stp (1)
 2011-12 ARIZ 57-46..... GC
 ARIZ 70-54..... McK
 2012-13 ARIZ 74-50..... McK
 USC 89-78..... GC
 2013-14 ARIZ 73-53..... GC
 2014-15 ARIZ 87-57..... McK
 2015-16 USC 103-101 (40T)..... GC
 ARIZ 86-78..... McK
 2016-17 ARIZ 73-66..... GC
 ARIZ 90-77..... McK

ARIZ vs. UTAH

Arizona leads all-time series, 31-29

Longest Win Streak:
 UTAH: 9, 1953-63
 ARIZ: 12, 2004-2015

First meeting:
 1953-54 Utah 65-57..... BDG

2011-12 ARIZ 77-51..... JMHC
 ARIZ 70-61..... McK
 2012-13 ARIZ 60-57..... McK
 ARIZ 68-64..... JMHC
 2013-14 ARIZ 65-56..... McK
 ARIZ 76-63 (OT)..... JMHC
 ARIZ 71-39..... MGM (1)
 2014-15 ARIZ 69-51..... McK
 ARIZ 63-57..... JMHC
 2015-16 UTAH 70-64..... JMHC
 2016-17 ARIZ 66-56..... McK

ARIZ vs. WASH

ARIZ leads all-time series, 52-28

Longest Win Streak (Since 1978-79):
 ARIZ: 10, 1986-1990
 WASH: 6, 1982-1984

First meeting:
 1964-65 #ARIZ ... 77-63..... LA

1978-79 WASH ... 75-66..... HE
 ARIZ 71-68..... McK

1979-80 ARIZ 67-65..... McK
 WASH ... 75-72..... HE
 1980-81 ARIZ 84-77..... HE
 ARIZ 68-66 (OT)..... McK
 1981-82 WASH ... 60-57..... McK
 WASH ... 86-62..... HE
 1982-83 WASH ... 74-61..... HE
 WASH ... 80-72..... McK
 1983-84 WASH ... 55-53..... McK
 WASH ... 56-51..... HE
 1984-85 ARIZ 69-56..... McK
 WASH ... 60-58..... HE
 1985-86 ARIZ 70-57..... HE
 ARIZ 77-56..... McK
 1986-87 ARIZ 73-72..... HE
 ARIZ 81-70..... McK
 1987-88 ARIZ 110-71..... HE
 ARIZ 89-71..... McK
 1988-89 ARIZ 116-61..... McK
 ARIZ 85-68..... HE
 1989-90 ARIZ 65-51..... McK
 ARIZ 75-60..... HE
 1990-91 WASH ... 70-56..... HE
 ARIZ 85-56..... McK
 1991-92 WASH ... 62-60..... HE
 ARIZ 85-51..... McK
 1992-93 ARIZ 93-76..... McK
 ARIZ 81-72..... HE
 1993-94 WASH ... 74-69..... HE
 ARIZ 95-62..... McK
 1994-95 ARIZ 91-65..... McK
 ARIZ 63-54..... HE
 1995-96 WASH ... 80-79 (OT)..... McK
 ARIZ 67-65..... HE
 1996-97 WASH ... 92-88..... HE
 ARIZ 103-82..... McK
 1997-98 ARIZ 110-91..... HE
 ARIZ 112-81..... McK
 1998-99 ARIZ 88-86..... McK
 WASH ... 90-84..... HE
 1999-00 ARIZ 69-62..... McK
 ARIZ 65-56..... KA
 2000-01 ARIZ 89-64..... BAHE
 ARIZ 82-62..... McK
 2001-02 ARIZ 74-69..... BAHE
 ARIZ 91-82..... McK
 2002-03 ARIZ 79-61..... McK
 ARIZ 88-85 (OT)..... BAHE
 2003-04 WASH ... 96-83..... BAHE
 WASH ... 89-84..... McK
 WASH ... 90-85..... Stp (1)
 2004-05 ARIZ 91-82..... McK
 WASH ... 93-85..... BAHE
 WASH ... 81-72..... Stp (1)
 2005-06 ARIZ 98-96 (20T)..... BAHE
 WASH ... 70-67..... McK
 2006-07 ARIZ 96-87..... BAHE
 ARIZ 84-54..... McK
 2007-08 ARIZ 84-69..... McK
 WASH ... 75-66..... BAHE
 2008-09 ARIZ 106-97..... McK
 WASH ... 83-78..... BAHE
 2009-10 ARIZ 87-70..... McK
 WASH ... 81-75..... BAHE
 2010-11 WASH ... 85-68..... AAA
 ARIZ 87-86..... McK
 WASH ... 77-75 (OT)..... Stp (1)
 2011-12 WASH ... 69-67..... McK
 WASH ... 79-70..... AAA
 2012-13 ARIZ 57-53..... AAA
 ARIZ 70-52..... McK
 2013-14 ARIZ 71-62..... McK
 2014-15 ARIZ 88-62..... AAA
 2015-16 ARIZ 99-67..... McK
 ARIZ 77-72..... AAA
 2016-17 ARIZ 77-66..... AAA
 ARIZ 76-68..... McK

ARIZ vs. WSU

ARIZ leads all-time series, 63-16
 Longest Win Streak (Since 1978-79):
 ARIZ: 38, 1986-2005
 WSU: 3, 1980-1981, 2009-10

First meeting:
 1959-60 #WSU ... 64-58..... B

1978-79 WSU 74-68..... F
 ARIZ 78-72..... McK
 1979-80 WSU 59-57..... McK
 WSU 74-71..... F
 1980-81 WSU 80-71..... F
 ARIZ 77-73..... McK
 1981-82 WSU 59-53..... McK
 ARIZ 58-56..... F
 1982-83 WSU 86-64..... F
 WSU 75-65..... McK
 1983-84 WSU 51-49..... McK
 ARIZ 86-68..... F
 1984-85 ARIZ 73-56..... McK
 ARIZ 63-60..... F
 1985-86 WSU 65-63 (OT)..... F
 ARIZ 62-61..... McK
 1986-87 ARIZ 96-59..... B
 ARIZ 84-58..... McK
 1987-88 ARIZ 89-55..... F
 ARIZ 79-41..... McK
 1988-89 ARIZ 76-59..... McK
 ARIZ 74-48..... F
 ARIZ 62-54..... For (1)
 1989-90 ARIZ 65-51..... McK
 ARIZ 86-62..... F
 1990-91 ARIZ 84-69..... F
 ARIZ 84-71..... McK
 1991-92 ARIZ 78-65..... F
 ARIZ 94-72..... McK
 1992-93 ARIZ 87-63..... McK
 ARIZ 70-64..... F
 1993-94 ARIZ 80-68..... F
 ARIZ 85-69..... McK
 1994-95 ARIZ 84-76..... McK
 ARIZ 114-111 (20T)..... F
 1995-96 ARIZ 96-78..... McK
 ARIZ 72-62..... F
 1996-97 ARIZ 87-78..... F
 ARIZ 100-86..... McK
 1997-98 ARIZ 94-81..... F
 ARIZ 83-61..... McK
 1998-99 ARIZ 98-87..... McK
 ARIZ 81-79..... F
 1999-00 ARIZ 80-75..... McK
 ARIZ 73-50..... F
 2000-01 ARIZ 84-51..... F
 ARIZ 86-51..... McK
 2001-02 ARIZ 92-85..... F
 ARIZ 85-68..... McK
 2002-03 ARIZ 82-69..... McK
 ARIZ 75-62..... F
 2003-04 ARIZ 61-57..... F
 ARIZ 72-60..... McK
 2004-05 WSU 70-63..... McK
 ARIZ 57-56 (OT)..... F
 2005-06 ARIZ 70-52..... F
 ARIZ 66-61..... McK
 2006-07 WSU 77-73..... F
 WSU 72-66..... McK
 2007-08 ARIZ 76-64..... McK
 ARIZ 65-55..... F
 2008-09 ARIZ 66-56..... McK
 WSU 69-53..... F
 2009-10 WSU 78-76..... McK
 WSU 78-60..... F
 2010-11 ARIZ 65-63..... F
 ARIZ 79-70..... McK
 2011-12 ARIZ 85-61..... McK

ARIZ 76-72..... F
 2012-13 ARIZ 79-65..... F
 ARIZ 73-56..... McK
 2013-14 ARIZ 60-25..... McK
 2014-15 ARIZ 86-59..... F
 2015-16 ARIZ 90-66..... McK
 ARIZ 79-64..... F
 2016-17 ARIZ 79-62..... McK
 ARIZ 78-59..... F

ASU vs. CAL

CAL leads all-time series, 41-40
 Longest Win Streak (Since 1978-79):
 ASU: 7, 1983-1986
 CAL: 5, 1989-1991, 2010-12

First meeting:
 1955-56 #CAL ... 64-59..... SDG

1978-79 CAL 70-59..... UAC
 ASU 91-55..... H
 1979-80 ASU 74-63..... H
 ASU 69-58..... UAC
 1980-81 ASU 84-81 (20T)..... H
 ASU 81-68..... UAC
 1981-82 ASU 70-57..... UAC
 CAL 70-65..... H
 1982-83 ASU 72-65..... H
 ASU 79-69..... UAC
 1983-84 ASU 75-60..... UAC
 ASU 59-54..... H
 1984-85 ASU 77-70..... H
 ASU 61-60..... UAC
 1985-86 ASU 69-67..... UAC
 CAL 83-61..... H
 1986-87 ASU 61-53..... UAC
 CAL 71-65..... H
 1987-88 ASU 82-60..... UAC
 ASU 88-75..... H
 1988-89 CAL 84-60..... H
 CAL 73-63..... UAC
 1989-90 CAL 68-66..... UAC
 CAL 69-60..... H
 1990-91 CAL 76-65..... H
 ASU 87-78..... UAC
 1991-92 CAL 68-61..... H
 ASU 74-71..... UAC
 1992-93 ASU 90-83..... UAC
 CAL 91-67..... OC
 1993-94 ASU 63-60..... UAC
 CAL 95-78..... H
 1994-95 ASU 73-68..... OC
 ASU 100-81..... UAC
 1995-96 ASU 56-53..... UAC
 CAL 97-82..... H
 1996-97 ASU 64-60..... UAC
 CAL 84-66..... H
 1997-98 CAL 82-77..... TNA
 ASU 99-80..... UAC
 1998-99 ASU 69-66..... WFA
 CAL 78-73..... TNA
 1999-00 ASU 111-108 (20T)..... HP
 ASU 85-76..... WFA
 2000-01 CAL 82-67..... WFA
 CAL 86-67..... HP
 2001-02 CAL 67-59..... HP
 CAL 91-80..... WFA
 2002-03 ASU 75-70..... WFA
 CAL 80-72..... HP
 2003-04 CAL 74-62..... WFA
 CAL 85-83..... HP
 2004-05 ASU 79-70..... HP
 CAL 84-82..... WFA
 2005-06 CAL 88-58..... WFA
 ASU 65-64 (20T)..... HP
 2006-07 CAL 66-62 (OT)..... WFA
 ASU 42-41..... HP

ASU vs. UCLA

UCLA leads all-time series, 68-19
 Longest Win Streak (Since 1978-79):
 ASU: 3, 1980-1981 and 2002-2003
 UCLA: 22, 1990-2000

First meeting:

1949-50 #UCLA... 83-53..... LA

1978-79 UCLA ... 95-79..... UAC
 UCLA ... 85-83..... PP
 1979-80 ASU 78-76..... PP
 ASU 92-80..... UAC
 1980-81 ASU 78-74 (3OT).... UAC
 UCLA ... 64-61..... PP
 1981-82 UCLA ... 75-59..... PP
 UCLA ... 72-60..... UAC
 1982-83 UCLA ... 87-86..... UAC
 ASU 78-76..... PP
 1983-84 UCLA ... 79-57..... PP
 ASU 76-67..... UAC
 1984-85 UCLA ... 64-61..... UAC
 UCLA ... 69-65..... PP
 1985-86 UCLA ... 86-75..... PP
 ASU 74-73 (OT)..... UAC
 1986-87 UCLA ... 61-51..... UAC
 ASU 67-64..... PP
 UCLA ... 99-83..... PP (1)
 1987-88 UCLA ... 94-81..... UAC
 UCLA ... 79-73..... PP
 1988-89 UCLA ... 94-84..... PP
 ASU 93-86..... UAC
 1989-90 UCLA ... 62-53..... PP
 UCLA ... 80-72..... UAC
 UCLA ... 79-78..... UAC (1)
 1990-91 UCLA ... 82-68..... UAC
 UCLA ... 64-44..... PP
 1991-92 UCLA ... 83-62..... UAC
 UCLA ... 85-77..... PP
 1992-93 UCLA ... 89-85..... PP
 UCLA ... 74-77..... UAC
 1993-94 UCLA ... 98-81..... PP
 UCLA ... 76-70..... UAC
 1994-95 UCLA ... 85-72..... UAC
 UCLA ... 82-77 (OT)..... PP
 1995-96 UCLA ... 87-73..... UAC
 UCLA ... 87-70..... PP
 1996-97 UCLA ... 79-62..... PP
 UCLA ... 92-81..... UAC
 1997-98 UCLA ... 78-73..... UAC
 UCLA ... 102-94..... PP
 1998-99 UCLA ... 88-85 (OT)..... PP
 UCLA ... 68-65..... WFA
 1999-00 UCLA ... 83-77..... PP
 ASU 104-75..... WFA
 2000-01 UCLA ... 91-83..... WFA
 UCLA ... 73-68..... PP
 2001-02 UCLA ... 82-79..... WFA
 ASU 69-68..... PP
 2002-03 ASU 75-64..... PP
 ASU 85-69..... WFA
 2003-04 UCLA ... 66-58..... PP
 ASU 74-62 (OT)..... WFA
 2004-05 UCLA ... 86-82..... WFA
 UCLA ... 95-76..... PP
 2005-06 UCLA ... 61-60..... WFA
 UCLA ... 69-60..... PP
 2006-07 UCLA ... 60-50..... PP
 UCLA ... 67-61..... WFA
 2007-08 UCLA ... 84-51..... PP
 UCLA ... 70-49..... WFA
 2008-09 ASU 61-58 (OT)..... PP
 ASU 74-67..... WFA
 2009-10 UCLA ... 72-70..... PP
 ASU 65-46..... WFA
 2010-11 UCLA ... 73-72 (OT)..... WFA
 UCLA ... 71-53..... PP

2011-12 UCLA ... 75-58..... HC
 UCLA ... 66-57..... WFA
 2012-13 ASU 78-60..... WFA
 UCLA ... 79-74..... PP
 UCLA ... 80-75..... MGM (1)
 2013-14 UCLA ... 87-72..... PP
 2014-15 ASU 68-66..... WFA
 2015-16 UCLA ... 81-74..... PP
 UCLA ... 78-65..... WFA
 2016-17 UCLA ... 102-80..... PP
 UCLA ... 87-75..... WFA

ASU vs. USC

USC leads all-time series, 53-42
 Longest Win Streak (Since 1978-79):
 ASU: 4, 1980-1981
 USC: 5, 2001-2003

First meeting:

1928-29 #USC... 44-19..... SDG

1978-79 USC 69-65..... UAC
 USC 75-59..... SA
 1979-80 #USC ... 77-66..... UAC
 ASU 81-75..... SA
 ASU 67-57..... UAC
 1980-81 ASU 69-55..... UAC
 ASU 77-61..... SA
 1981-82 USC 64-57..... SA
 ASU 80-62..... UAC
 1982-83 ASU 75-68..... UAC
 USC 94-92..... SA
 1983-84 ASU 65-48..... UAC
 ASU 76-73..... SA
 1984-85 USC 73-54..... UAC
 USC 76-60..... SA
 1985-86 USC 81-72..... SA
 ASU 75-67..... UAC
 1986-87 USC 66-62..... UAC
 ASU 69-62..... SA
 1987-88 ASU 77-74..... UAC
 USC 74-70..... SA
 1988-89 ASU 67-62..... SA
 USC 93-86..... UAC
 USC 94-82..... For (1)
 1989-90 USC 69-59..... LC
 USC 88-63..... UAC
 1990-91 ASU 84-80 (OT)..... UAC
 ASU 88-83..... SA
 1991-92 USC 69-64..... UAC
 USC 81-66..... SA
 1992-93 USC 87-79..... SA
 ASU 101-67..... UAC
 1993-94 ASU 87-62..... LC
 USC 68-56..... UAC
 1994-95 ASU 81-71..... UAC
 USC 74-70..... SA
 1995-96 USC 80-67..... UAC
 ASU 69-66..... SA
 1996-97 USC 75-56..... SA
 USC 72-66..... UAC
 1997-98 ASU 84-81..... UAC
 USC 117-71..... SA
 1998-99 USC 72-70..... SA
 USC 84-73..... WFA
 1999-00 USC 95-92 (OT)..... SA
 ASU 93-81..... WFA
 2000-01 USC 77-58..... WFA
 USC 80-68..... SA
 2001-02 USC 81-73..... WFA
 USC 83-61..... SA
 2002-03 USC 76-74..... SA
 ASU 108-78..... WFA
 2003-04 ASU 100-85..... SA
 USC 93-84 (OT)..... WFA
 2004-05 USC 98-94..... WFA
 USC 82-71..... SA

2005-06 USC 66-65..... WFA
 ASU 68-65..... SA
 2006-07 USC 58-49..... GC
 ASU 68-58..... WFA
 2007-08 USC 67-53..... GC
 ASU 80-66..... WFA
 USC 59-55..... Stp (1)
 2008-09 USC 61-49..... GC
 ASU 65-53..... WFA
 USC 66-63..... Stp (1)
 2009-10 USC 47-37..... GC
 ASU 59-54..... WFA
 2010-11 USC 63-61..... WFA
 USC 62-46..... GC
 2011-12 ASU 62-53..... GC
 ASU 56-52..... WFA
 2012-13 ASU 98-93..... WFA
 USC 57-56..... GC
 2013-14 ASU 79-60..... GC
 2014-15 ASU 64-59..... WFA
 USC 67-64..... MGM (1)
 2015-16 USC 75-65..... GC
 ASU 74-67..... WFA
 2016-17 USC 82-79..... GC
 ASU 83-82..... WFA

ASU vs. UTAH

UTAH leads all-time series, 31-19
 Longest Win Streak:
 ASU: 5, 1973-1975
 UTAH: 7, 1976-82

First meeting:

1960-61 UTAH ... 88-80..... N

2011-12 UTAH ... 64-43..... JMHC
 ASU 57-52..... WFA
 2012-13 ASU 55-54..... WFA
 UTAH ... 60-55..... JMHC
 2013-14 ASU 79-75..... WFA
 UTAH ... 86-63..... JMHC
 2014-15 UTAH ... 76-59..... WFA
 UTAH ... 83-41..... JMHC
 2015-16 UTAH ... 81-46..... JMHC
 2016-17 UTAH ... 88-82..... WFA

ASU vs. WASH

WASH leads all-time series, 43-39
 Longest Win Streak (Since 1978-79):
 ASU: 14, 1990-1996
 WASH: 11, 2004-08

First meeting:

1977-78 #WASH. 68-62..... HE

1978-79 ASU 70-65..... HE
 ASU 77-59..... UAC
 1979-80 ASU 69-56..... UAC
 ASU 75-61..... HE
 1980-81 ASU 90-62..... HE
 ASU 78-76..... UAC
 1981-82 WASH ... 47-46..... UAC
 WASH ... 59-55..... HE
 1982-83 ASU 72-68..... HE
 ASU 70-54..... UAC
 1983-84 WASH ... 57-53..... UAC
 WASH ... 70-61..... HE
 1984-85 WASH ... 72-65..... UAC
 WASH ... 81-63..... HE
 1985-86 WASH ... 72-58..... HE
 WASH ... 64-62..... UAC
 1986-87 WASH ... 81-72..... HE
 ASU 71-70..... UAC
 1987-88 ASU 87-78..... HE
 WASH ... 77-73..... UAC
 WASH ... 96-82..... McK (1)
 1988-89 ASU 121-90..... UAC

WASH ... 83-72..... HE
 1989-90 ASU 63-48..... UAC
 ASU 58-56..... HE
 ASU 57-51..... UAC (1)
 1990-91 ASU 68-60..... HE
 ASU 53-41..... UAC
 1991-92 ASU 68-62..... HE
 ASU 55-47..... UAC
 1992-93 ASU 94-85..... UAC
 ASU 79-74..... HE
 1993-94 ASU 59-53..... HE
 ASU 73-55..... UAC
 1994-95 ASU 78-73 (OT)..... UAC
 ASU 72-71..... HE
 1995-96 ASU 88-79..... UAC
 WASH ... 75-64..... HE
 1996-97 WASH ... 72-61..... HE
 WASH ... 72-69..... UAC
 1997-98 WASH ... 92-70..... HE
 ASU 94-85..... UAC
 1998-99 ASU 96-72..... WFA
 WASH ... 93-85..... HE
 1999-00 ASU 90-80..... WFA
 ASU 81-67..... KA
 2000-01 WASH ... 70-68 (OT)..... BAHE
 ASU 89-57..... WFA
 2001-02 WASH ... 81-68..... BAHE
 ASU 86-74..... WFA
 2002-03 ASU 89-57..... WFA
 ASU 79-77 (OT)..... BAHE
 2003-04 WASH ... 90-81..... BAHE
 WASH ... 96-72..... WFA
 2004-05 WASH ... 79-70..... WFA
 WASH ... 90-82..... BAHE
 WASH ... 95-90 (OT)..... Stp (1)
 2005-06 WASH ... 91-67..... BAHE
 WASH ... 91-66..... WFA
 2006-07 WASH ... 64-53..... BAHE
 WASH ... 66-61..... WFA
 WASH ... 59-51..... Stp (1)
 2007-08 WASH ... 72-61..... WFA
 ASU 77-63..... BAHE
 2008-09 WASH ... 84-71..... BAHE
 WASH ... 73-70 (OT)..... WFA
 ASU 75-65..... Stp (1)
 2009-10 ASU 68-51..... WFA
 WASH ... 79-56..... BAHE
 2010-11 WASH ... 88-75..... AAA
 WASH ... 79-62..... WFA
 2011-12 WASH ... 60-54..... WFA
 WASH ... 77-69..... AAA
 2012-13 WASH ... 96-92..... AAA
 WASH ... 68-59..... WFA
 2013-14 WASH ... 76-65..... WFA
 2014-15 ASU 78-68..... AAA
 2015-16 WASH ... 89-85..... WFA
 WASH ... 95-83 (OT)..... AAA
 2016-17 ASU 86-75..... WFA
 ASU 83-81..... AAA

ASU vs. WSU

ASU leads all-time series, 39-38
 Longest Win Streak (Since 1978-79):
 ASU: 6, 1998-2000
 WSU: 6, 2007-09

First meeting:

1959-60 #ASU... 94-70..... (n/a)

1978-79 WSU 84-67..... F
 WSU 84-79..... UAC
 1979-80 ASU 75-74..... UAC
 WSU 71-58..... F
 1980-81 ASU 62-59 (2OT)..... F
 ASU 77-63..... UAC
 1981-82 WSU 53-43..... UAC
 WSU 70-68 (OT)..... F

1982-83 WSU..... 75-74..... F
ASU..... 90-78..... UAC
1983-84 ASU..... 64-62 (OT)..... UAC
ASU..... 67-41..... F
1984-85 ASU..... 63-59..... UAC
WSU..... 86-78..... F
1985-86 WSU..... 70-62..... F
ASU..... 80-78 (2OT)..... UAC
1986-87 ASU..... 80-64..... F
ASU..... 66-62..... UAC
ASU..... 76-60..... PP (1)
1987-88 ASU..... 66-65 (OT)..... F
WSU..... 70-66..... UAC
1988-89 WSU..... 65-59..... UAC
WSU..... 96-80..... F
1989-90 ASU..... 75-64..... UAC
ASU..... 68-57..... F
1990-91 WSU..... 95-86..... F
WSU..... 74-72..... UAC
1991-92 ASU..... 95-86..... F
ASU..... 71-70..... UAC
1992-93 ASU..... 81-77..... UAC
WSU..... 97-67..... F
1993-94 WSU..... 73-70..... F
WSU..... 80-71..... UAC
1994-95 ASU..... 87-60..... UAC
WSU..... 84-71..... F
1995-96 WSU..... 72-58..... UAC
WSU..... 103-78..... F
1996-97 WSU..... 74-55..... F
WSU..... 74-70..... UAC
1997-98 ASU..... 86-85..... F
ASU..... 82-68..... UAC
1998-99 ASU..... 91-63..... WFA
ASU..... 69-64..... F
1999-00 ASU..... 81-64..... WFA
ASU..... 81-79 (OT)..... F
2000-01 WSU..... 81-60..... F
WSU..... 58-57..... WFA
2001-02 ASU..... 81-71..... F
ASU..... 96-45..... WFA
2002-03 ASU..... 96-55..... WFA
ASU..... 87-54..... F
2003-04 WSU..... 63-56..... F
WSU..... 83-70..... WFA
2004-05 ASU..... 68-62..... WFA
WSU..... 57-55..... F
2005-06 WSU..... 64-49..... F
ASU..... 68-55..... WFA
2006-07 WSU..... 75-55..... F
WSU..... 48-47..... WFA
2007-08 WSU..... 56-55..... WFA
WSU..... 59-47..... F
2008-09 WSU..... 65-55..... WFA
WSU..... 51-49 (OT)..... F
2009-10 ASU..... 71-46..... WFA
ASU..... 81-70..... F
2010-11 WSU..... 78-61..... F
ASU..... 71-69..... WFA
2011-12 ASU..... 71-67..... WFA
WSU..... 72-50..... F
2012-13 ASU..... 63-59..... F
ASU..... 69-57..... WFA
2013-14 ASU..... 66-47..... WFA
2014-15 WSU..... 74-71..... F
2015-16 ASU..... 84-73..... WFA
ASU..... 67-55..... F
2016-17 WSU..... 91-83..... WFA
WSU..... 86-71..... F

CAL vs. COLO

CAL leads all-time series, 15-14
Longest Win Streak:
CAL: 3, 1944-1954
COLO: 3, 2003-10

First meeting:
1943-44 CAL..... 50-44..... N
2011-12 CAL..... 57-50..... HP
COLO..... 70-57..... CEC
COLO..... 70-59..... Stp (1)
2012-13 COLO..... 81-71..... CEC
CAL..... 62-46..... HP
2013-14 CAL..... 66-65 (OT)..... HP
COLO..... 59-56..... MGM (1)
2014-15 CAL..... 68-61..... CEC
2015-16 CAL..... 79-65..... HP
COLO..... 70-62..... CEC
2016-17 CAL..... 77-66..... HP
COLO..... 54-46..... CEC

CAL vs. ORE

CAL leads all-time series, 84-60
Longest Win Streak (Since 1978-79):
CAL: 12, 2009-14
ORE: 3, 1991-92; 2007-08; 2017-current

First meeting:
1918-19 ORE..... 39-37..... Eug
1978-79 ORE..... 74-59..... McA
CAL..... 74-62..... H
1979-80 CAL..... 80-71..... H
ORE..... 75-67..... McA
1980-81 ORE..... 87-80..... McA
CAL..... 85-77..... H
1981-82 CAL..... 91-81..... H
CAL..... 70-60..... McA
1982-83 ORE..... 69-67 (OT)..... McA
CAL..... 75-63..... H
1983-84 CAL..... 55-54..... H
ORE..... 45-44..... McA
1984-85 #CAL..... 70-68..... MC
CAL..... 50-37..... H
ORE..... 70-53..... McA
1985-86 ORE..... 65-55..... McA
CAL..... 64-55..... H
1986-87 CAL..... 78-67..... H
ORE..... 86-73..... McA
1987-88 CAL..... 77-74..... McA
ORE..... 62-56..... H
1988-89 CAL..... 80-62..... H
CAL..... 78-74..... McA
1989-90 CAL..... 95-72..... H
CAL..... 79-78..... McA
1990-91 ORE..... 73-67..... McA
ORE..... 74-71..... H
1991-92 ORE..... 67-57..... McA
CAL..... 87-76..... H
1992-93 CAL..... 82-65..... H
CAL..... 79-76..... McA
1993-94 CAL..... 81-61..... McA
CAL..... 82-73..... H
1994-95 ORE..... 94-86..... OC
ORE..... 83-67..... McA
1995-96 &CAL..... 97-72..... H
ORE..... 60-58..... McA
1996-97 CAL..... 73-62..... McA
CAL..... 73-66..... H
1997-98 ORE..... 66-59..... McA
CAL..... 75-71..... TNA
1998-99 ORE..... 71-69 (OT)..... TNA
ORE..... 93-82..... McA
CAL..... 85-69..... MSG (NIT)
1999-00 ORE..... 83-68..... McA
ORE..... 64-60..... HP

2000-01 CAL..... 78-62..... HP
CAL..... 65-56..... McA
2001-02 ORE..... 76-72..... McA
CAL..... 107-103 (2OT)..... HP
2002-03 CAL..... 88-72..... HP
CAL..... 86-75..... McA
2003-04 ORE..... 68-56..... McA
CAL..... 85-81 (OT)..... HP
ORE..... 87-82..... Stp (1)
2004-05 CAL..... 65-62..... HP
ORE..... 63-58..... McA
2005-06 CAL..... 77-66..... HP
CAL..... 62-60..... McA
CAL..... 91-87 (2OT)..... Stp (1)
2006-07 ORE..... 92-84..... McA
CAL..... 63-61..... HP
ORE..... 81-63..... Stp (1)
2007-08 ORE..... 79-70..... McA
ORE..... 92-70..... HP
2008-09 CAL..... 76-69..... HP
CAL..... 78-60..... McA
2009-10 CAL..... 89-57..... HP
CAL..... 64-49..... McA
CAL..... 90-74..... Stp (1)
2010-11 CAL..... 85-77..... HP
CAL..... 81-71..... MK
2011-12 CAL..... 77-60..... MK
CAL..... 86-83..... HP
2012-13 CAL..... 58-54..... HP
CAL..... 48-46..... MK
CAL..... 96-83..... MK
2013-14 ORE..... 80-69..... HP
2014-15 ORE..... 68-65..... MK
CAL..... 83-63..... HP
2016-17 ORE..... 86-63..... MK
ORE..... 68-65..... HP
ORE..... 73-65..... TMA (1)

CAL vs. OSU

CAL leads all-time series, 87-61
Longest Win Streak (Since 1978-79):
CAL: 14, 1998-2005
OSU: 8, 1979-1982 and 1988-1991

First meeting:
1915-16 CAL..... 17-14..... Berk
1978-79 OSU..... 76-51..... G
OSU..... 59-51..... H
1979-80 OSU..... 86-55..... H
OSU..... 52-51..... G
1980-81 OSU..... 80-53..... G
OSU..... 69-54..... H
1981-82 OSU..... 74-43..... H
OSU..... 57-50..... G
1982-83 CAL..... 59-52..... G
OSU..... 70-65 (OT)..... H
1983-84 OSU..... 44-42..... H
OSU..... 64-60 (OT)..... G
1984-85 #OSU..... 70-59..... MC
CAL..... 42-36..... H
OSU..... 51-37..... G
1985-86 OSU..... 58-42..... G
CAL..... 72-66..... H
1986-87 CAL..... 69-61..... H
OSU..... 59-57..... G
CAL..... 64-57..... PP (1)
CAL..... 65-62..... G (NIT)
1987-88 OSU..... 82-46..... G
OSU..... 65-54..... H
1988-89 OSU..... 69-64 (OT)..... H
OSU..... 60-54..... G
OSU..... 79-66..... For (1)
1989-90 OSU..... 64-58..... H
OSU..... 98-81..... G
1990-91 OSU..... 59-55..... G
CAL..... 83-76..... H

1991-92 OSU..... 77-65..... G
CAL..... 79-66..... H
1992-93 OSU..... 64-63..... H
CAL..... 78-72..... G
1993-94 &CAL..... 67-61..... G
&CAL..... 74-44..... OC
1994-95 OSU..... 76-67..... H
OSU..... 83-67..... G
1995-96 CAL..... 57-51..... G
CAL..... 70-52..... H
1996-97 CAL..... 80-70..... G
CAL..... 90-68..... H
1997-98 CAL..... 84-70..... G
OSU..... 46-43..... TNA
1998-99 CAL..... 54-52..... TNA
CAL..... 68-61..... G
1999-00 CAL..... 71-65..... G
CAL..... 70-68..... HP
2000-01 CAL..... 81-67..... HP
CAL..... 72-69 (OT)..... G
2001-02 CAL..... 61-53..... G
CAL..... 73-58..... HP
2002-03 CAL..... 78-73..... HP
CAL..... 84-71..... G
CAL..... 69-49..... Stp (1)
2003-04 CAL..... 88-74..... G
CAL..... 75-58..... HP
2004-05 CAL..... 91-66..... HP
OSU..... 82-63..... G
2005-06 OSU..... 72-64..... HP
CAL..... 69-52..... G
2006-07 CAL..... 77-74..... G
CAL..... 84-80 (OT)..... HP
CAL..... 70-51..... Stp (1)
2007-08 CAL..... 69-59..... G
CAL..... 81-76..... HP
2008-09 OSU..... 69-65..... HP
OSU..... 65-54..... G
2009-10 CAL..... 65-61..... HP
OSU..... 80-64..... G
2010-11 CAL..... 85-57..... HP
CAL..... 87-76..... G
2011-12 OSU..... 92-85..... G
CAL..... 77-63..... HP
2012-13 CAL..... 71-68..... HP
CAL..... 60-59..... G
2013-14 CAL..... 88-83..... G
2014-15 CAL..... 73-56..... HP
2015-16 OSU..... 77-71..... G
CAL..... 83-71..... HP
CAL..... 76-68..... MGM (1)
2016-17 CAL..... 69-58..... G
CAL..... 76-46..... HP
CAL..... 67-62..... TMA (1)

CAL vs. STAN

CAL leads all-time series, 148-120
Longest Win Streak (Since 1978-79):
CAL: 5, 1982-1984 and 1985-1987
STAN: 10, 1997-2002

First meeting:
1911-12 #CAL..... 32-16..... Berk
1978-79 STAN..... 73-50..... H
STAN..... 54-49..... MP
1979-80 CAL..... 77-69..... MP
STAN..... 75-74..... H
1980-81 CAL..... 58-56..... H
STAN..... 81-72..... MP
1981-82 CAL..... 87-78..... MP
CAL..... 78-59..... H
1982-83 CAL..... 75-61..... H
CAL..... 66-64..... MP
1983-84 CAL..... 66-64..... MP
STAN..... 62-51..... H
1984-85 CAL..... 87-72..... H



CAL 43-41 (20T)..... MP
 1985-86 CAL 75-69..... MP
 CAL 81-53..... H
 1986-87 CAL 87-72..... H
 STAN 88-80..... MP
 1987-88 STAN 70-54..... MP
 STAN 71-61..... H
 1988-89 CAL 75-64..... H
 STAN 97-71..... MP
 1989-90 CAL 66-63..... MP
 STAN 79-58..... H
 STAN 77-61..... UAC (1)
 1990-91 STAN 90-72..... MP
 CAL 75-70..... H
 1991-92 STAN 76-61..... MP
 STAN 92-66..... OC
 1992-93 CAL 83-66..... H
 CAL 86-61..... MP
 1993-94 STAN 88-79..... MP
 CAL 80-62..... H
 1994-95 STAN 78-73..... H
 STAN 83-70..... MP
 1995-96 &CAL 85-69..... H
 STAN 93-79..... MP
 1996-97 CAL 70-64..... H
 STAN 73-63..... MP
 1997-98 STAN 84-74..... MP
 STAN 74-72..... TNA
 1998-99 STAN 71-62..... MP
 STAN 57-55..... TNA
 1999-00 STAN 81-70..... HP
 STAN 101-50..... MP
 2000-01 STAN 84-58..... MP
 STAN 88-56..... HP
 2001-02 STAN 82-62..... MP
 CAL 68-54..... HP
 2002-03 CAL 72-59..... HP
 STAN 72-60..... MP
 2003-04 STAN 68-61..... MP
 STAN 69-58..... HP
 2004-05 STAN 74-58..... HP
 STAN 71-56..... MP
 2005-06 STAN 75-61..... MP
 CAL 65-62..... HP
 2006-07 CAL 67-63..... MP
 STAN 90-71..... HP
 2007-08 STAN 82-77..... HP
 STAN 79-69..... MP
 2008-09 STAN 75-69..... MP
 CAL 82-75..... HP
 2009-10 CAL 92-66..... HP
 CAL 71-61..... MP
 2010-11 STAN 82-68..... MP
 CAL 74-55..... HP
 2011-12 CAL 69-59..... HP
 STAN 75-70..... MP
 CAL 77-71..... Stp (1)
 2012-13 STAN 69-59..... MP
 STAN 83-70..... HP
 2013-14 CAL 69-62..... MP
 STAN 80-69..... HP
 2014-15 STAN 69-59..... HP
 STAN 72-61..... MP
 2015-16 STAN 77-71..... MP
 CAL 76-61..... HP
 2016-17 CAL 66-55..... HP
 STAN 73-68..... MP

CAL vs. UCLA

UCLA leads all-time series, 137-103
 Longest Win Streak (Since 1978-79):
 CAL: 5, 1993-1995
 UCLA: 14, 1979-1985

First meeting:
 1920-21 #CAL 36-28..... Berk

1978-79 UCLA... 95-67..... H
 UCLA... 79-68..... PP
 1979-80 UCLA... 73-59..... PP
 UCLA... 83-58..... H
 1980-81 UCLA... 75-61..... PP
 UCLA... 72-66..... H
 1981-82 UCLA... 83-56..... H
 UCLA... 70-65 (OT)..... PP
 1982-83 UCLA... 68-63..... H
 UCLA... 70-60..... PP
 1983-84 UCLA... 76-54..... PP
 UCLA... 70-62 (OT)..... H
 1984-85 UCLA... 80-69..... PP
 UCLA... 54-48..... H
 1985-86 CAL 75-67..... H
 UCLA... 76-63..... PP
 1986-87 CAL 86-81..... PP
 UCLA... 77-72..... H
 UCLA... 75-68..... PP (1)
 1987-88 CAL 83-70..... H
 UCLA... 74-66..... PP
 1988-89 UCLA... 76-59..... PP
 UCLA... 81-73..... H
 1989-90 UCLA... 95-72..... H
 CAL 79-78..... PP
 1990-91 UCLA... 98-81..... PP
 CAL 82-79..... H
 1991-92 UCLA... 86-66..... OC
 UCLA... 82-76..... PP
 1992-93 CAL 104-82..... PP
 CAL 85-71..... OC
 1993-94 CAL 85-70..... OC
 CAL 92-88..... PP
 1994-95 CAL 100-93..... PP
 UCLA... 104-88..... H
 1995-96 UCLA... 73-65..... OC
 UCLA... 93-73..... PP
 1996-97 UCLA... 64-56..... CP
 CAL 71-68..... PP
 1997-98 UCLA... 74-73..... TNA
 UCLA... 87-84..... PP
 1998-99 UCLA... 72-61..... PP
 CAL 85-67..... TNA
 1999-00 CAL 73-70..... PP
 UCLA... 83-62..... HP
 2000-01 CAL 92-63..... HP
 UCLA... 79-75..... PP
 2001-02 UCLA... 64-57..... PP
 CAL 69-51..... HP
 CAL 67-61..... Stp (1)
 2002-03 CAL 80-69..... HP
 UCLA... 76-75 (OT)..... PP
 2003-04 CAL 76-62..... HP
 UCLA... 66-49..... PP
 2004-05 CAL 64-51..... PP
 UCLA... 77-62..... HP
 2005-06 CAL 68-61..... PP
 UCLA... 67-58 (OT)..... HP
 UCLA... 71-52 Stp (1)
 2006-07 UCLA... 62-46..... HP
 UCLA... 85-75..... PP
 CAL 76-69 (OT)..... Stp (1)
 2007-08 UCLA... 70-58..... HP
 UCLA... 81-80..... PP
 UCLA... 88-66..... Stp (1)
 2008-09 UCLA... 81-66..... PP
 UCLA... 72-68..... HP
 2009-10 UCLA... 76-75 (OT)..... HP
 CAL 72-58..... PP
 CAL 85-72..... Stp (1)
 2010-11 UCLA... 86-84..... PP
 CAL 76-72 (OT)..... HP
 2011-12 CAL 85-69..... HP
 CAL 73-63..... SA
 2012-13 UCLA... 79-65..... SA
 CAL 76-63..... HP
 2013-14 UCLA... 76-64..... PP

UCLA... 86-66..... HP
 2014-15 UCLA... 73-54..... PP
 CAL 64-62..... HP
 2015-16 CAL 75-63..... HP
 2016-17 UCLA... 81-71..... PP

CAL vs. USC

CAL leads all-time series 136-123
 Longest Win Streak (Since 1978-79):
 CAL: 6, 1988-1991 and 1998-2000
 USC: 5, 1982-1984

First meeting:
 1916-17 #CAL 27-15..... Berk

1978-79 USC 59-54..... H
 USC 86-64..... SA
 1979-80 USC 84-74..... SA
 CAL 69-66..... H
 1980-81 USC 72-66..... SA
 CAL 73-71 (OT)..... H
 1981-82 USC 66-59..... H
 USC 75-70..... SA
 1982-83 USC 65-56..... H
 USC 55-53..... SA
 1983-84 USC 73-56..... SA
 CAL 46-37..... H
 1984-85 USC 86-80..... SA
 USC 75-52..... H
 1985-86 CAL 62-61..... H
 CAL 65-63..... SA
 1986-87 CAL 79-76..... LMU
 CAL 56-53..... H
 1987-88 USC 58-56 (20T)..... H
 USC 63-46..... SA
 CAL 75-59..... McK (1)
 1988-89 CAL 73-66..... SA
 CAL 74-62..... H
 1989-90 CAL 74-60..... H
 CAL 74-70..... SA
 1990-91 CAL 69-66..... SA
 USC 85-76..... H
 1991-92 USC 85-83..... H
 USC 94-81..... SA
 1992-93 USC 67-65..... SA
 CAL 86-83 (OT)..... H
 1993-94 CAL 77-68..... OC
 USC 86-78 (OT)..... SA
 1994-95 CAL 77-74..... SA
 CAL 95-74..... H
 1995-96 CAL 63-60..... SA
 CAL 85-69..... H
 1996-97 CAL 83-71..... CP
 USC 93-85..... SA
 1997-98 CAL 92-82..... TNA
 CAL 73-43..... SA
 1998-99 CAL 89-75..... SA
 CAL 58-55..... TNA
 1999-00 CAL 66-62..... SA
 CAL 86-73..... HP
 2000-01 USC 80-66..... HP
 USC 74-69..... SA
 2001-02 CAL 92-91 (OT)..... SA
 CAL 83-64..... HP
 2002-03 CAL 73-68..... HP
 CAL 84-82..... SA
 USC 79-62..... Stp (1)
 2003-04 CAL 76-62..... HP
 USC 70-60..... SA
 2004-05 USC 83-66..... SA
 USC 89-70..... HP
 2005-06 CAL 62-58..... Stp
 CAL 71-60..... HP
 CAL 82-67..... Stp (1)
 2006-07 USC 76-73..... HP
 USC 84-66..... GC
 2007-08 CAL 92-82..... HP

USC 93-89 (OT)..... GC
 2008-09 USC 73-62..... GC
 CAL 81-78 (OT)..... HP
 USC 79-75..... Stp (1)
 2009-10 CAL 67-59..... HP
 USC 66-63..... GC
 2010-11 CAL 68-66..... GC
 USC 78-75..... HP
 USC 70-56..... Stp (1)
 2011-12 CAL 53-49..... HP
 CAL 75-49..... SA
 2012-13 CAL 72-64..... GC
 CAL 76-68..... HP
 2013-14 USC 77-69..... GC
 CAL 77-64..... HP
 2014-15 USC 71-57..... GC
 CAL 70-69..... HP
 2015-16 CAL 87-65..... HP
 2016-17 CAL 74-73..... GC

CAL vs. UTAH

CAL leads all-time series 15-14
 Longest Win Streak:
 CAL: 3, 1954-59 and 2011-13
 UTAH: 3, 1940-45

First meeting:
 1933-34 CAL 43-32..... UF

2011-12 CAL 81-45..... HP
 CAL 60-46..... JMHC
 2012-13 CAL 62-57..... JMHC
 UTAH ... 79-69 (OT)MGM (1)
 2013-14 UTAH ... 63-59..... HP
 2014-15 UTAH ... 76-61..... HP
 2015-16 CAL 71-58..... HP
 UTAH ... 73-64..... JMHC
 UTAH ... 82-78 (OT) . MGM (1)
 2016-17 CAL 77-75 (OT)..... HP
 UTAH ... 74-44..... JMHC
 CAL 78-75..... TMA (1)

CAL vs. WASH

CAL leads all-time series, 84-78
 Longest Win Streak (Since 1978-79):
 CAL: 6, 1989-1992; 2014-current
 WASH: 4, 1984-1985

First meeting:
 1915-16 CAL 25-20..... Berk

1978-79 CAL 45-39..... H
 WASH ... 71-56..... HE
 1979-80 WASH ... 96-71..... HE
 WASH ... 68-66..... H
 1980-81 CAL 74-65..... H
 WASH ... 98-75..... HE
 1981-82 WASH ... 74-62..... HE
 CAL 54-50..... H
 1982-83 WASH ... 58-57..... HE
 CAL 96-64..... H
 1983-84 WASH ... 67-50..... H
 WASH ... 54-51..... HE
 1984-85 WASH ... 72-54..... HE
 WASH ... 41-38..... H
 1985-86 CAL 62-60..... H
 CAL 78-72 (OT)..... HE
 1986-87 WASH ... 70-61..... H
 CAL 70-68..... HE
 1987-88 CAL 77-75..... H
 CAL 84-82 (OT)..... HE
 1988-89 WASH ... 82-80..... HE
 CAL 84-70..... H
 1989-90 CAL 63-58..... HE
 CAL 86-64..... H
 1990-91 CAL 70-68..... H
 CAL 67-46..... HE

1991-92 CAL.....76-58.....HE
 WASH...76-74.....H
 1992-93 CAL.....79-65.....H
 CAL.....76-75.....HE
 1993-94 CAL.....79-64.....H
 CAL.....62-56.....HE
 1994-95 WASH...84-76.....HE
 &CAL...73-74 (OT).....H
 1995-96 CAL.....71-69.....HE
 WASH...67-56.....H
 1996-97 CAL.....80-52.....HE
 CAL.....78-67.....H
 1997-98 WASH...86-84 (OT).....HE
 CAL.....84-67.....TNA
 1998-99 WASH...87-73.....TNA
 WASH...86-61.....HE
 1999-00 WASH...54-52.....HP
 CAL.....75-64.....KA
 2000-01 CAL.....79-64.....BAHE
 CAL.....82-66.....HP
 2001-02 CAL.....62-50.....HP
 WASH...75-60.....BAHE
 2002-03 CAL.....73-66.....BAHE
 CAL.....58-53.....HP
 2003-04 CAL.....76-62.....HP
 WASH...76-58.....BAHE
 2004-05 WASH...81-67.....BAHE
 WASH...106-73.....HP
 2005-06 CAL.....71-69.....HP
 WASH...73-62.....BAHE
 2006-07 CAL.....77-69.....HP
 WASH...79-71.....BAHE
 2007-08 CAL.....79-75.....BAHE
 WASH...87-84.....HP
 CAL.....84-81.....Stp (1)
 2008-09 CAL.....88-85 (3OT).....BAHE
 CAL.....86-71.....HP
 2009-10 WASH...84-69.....BAHE
 CAL.....93-81.....HP
 WASH...79-75.....Stp (1)
 2010-11 WASH...92-71.....HP
 WASH...109-77.....AAA
 2011-12 CAL.....69-66.....AAA
 2012-13 WASH...62-47.....HP
 2013-14 CAL.....82-56.....HP
 CAL.....72-59.....AAA
 2014-15 CAL.....81-75.....HP
 CAL.....90-88.....AAA
 2015-16 CAL.....78-75.....AAA
 2016-17 CAL.....69-59.....HP

CAL vs. WSU

CAL leads all-time series, 80-48
 Longest Win Streak (Since 1978-79):
 CAL: 6, 2000-2001
 WSU: 5, 1991-1993

First meeting:
 1916-17 CAL.....28-20.....Berk

1978-79 CAL.....67-65.....H
 WSU.....68-52.....F
 1979-80 WSU.....83-64.....F
 WSU.....80-68.....H
 1980-81 WSU.....63-52.....H
 CAL.....73-65.....F
 1981-82 WSU.....57-55 (OT).....F
 WSU.....49-48.....H
 1982-83 WSU.....66-64.....F
 WSU.....56-54.....H
 1983-84 CAL.....68-63 (OT).....H
 WSU.....71-62.....F
 1984-85 WSU.....86-67.....F
 CAL.....67-58.....H
 1985-86 CAL.....84-68.....H
 WSU.....81-78 (OT).....F
 1986-87 CAL.....92-58.....H

CAL.....68-66.....F
 1987-88 WSU.....59-37.....H
 CAL.....82-76.....F
 1988-89 CAL.....63-62.....F
 CAL.....86-69.....H
 1989-90 CAL.....72-67.....H
 CAL.....69-51.....F
 1990-91 WSU.....90-81.....H
 WSU.....84-75.....F
 1991-92 WSU.....101-83.....F
 WSU.....79-72.....H
 1992-93 WSU.....83-75.....H
 CAL.....76-67.....F
 1993-94 CAL.....70-54.....H
 WSU.....94-82.....F
 1994-95 WSU.....83-71.....F
 WSU.....92-89.....H
 1995-96 &CAL...87-79.....F
 CAL.....71-67.....H
 1996-97 CAL.....77-75 (2OT).....H
 WSU.....89-87.....F
 1997-98 CAL.....86-75.....F
 CAL.....69-60.....TNA
 1998-99 CAL.....75-68.....TNA
 WSU.....79-73.....F
 1999-00 CAL.....80-46.....HP
 WSU.....81-78.....F
 2000-01 CAL.....75-71 (OT).....F
 CAL.....84-65.....HP
 2001-02 CAL.....90-57.....HP
 CAL.....77-56.....F
 2002-03 CAL.....76-63.....F
 CAL.....63-53.....HP
 2003-04 WSU.....55-50.....HP
 WSU.....70-58.....F
 2004-05 CAL.....59-47.....F
 CAL.....63-57 (OT).....HP
 2005-06 CAL.....55-53.....HP
 CAL.....43-41.....F
 2006-07 WSU.....73-56.....HP
 WSU.....59-46.....F
 2007-08 CAL.....69-64.....F
 WSU.....70-49.....HP
 2008-09 CAL.....57-50.....F
 CAL.....71-63.....HP
 2009-10 CAL.....93-88.....F
 CAL.....86-70.....HP
 2010-11 CAL.....88-81 (OT).....HP
 WSU.....75-71.....F
 2011-12 WSU.....77-75.....F
 2012-13 CAL.....67-54.....HP
 2013-14 CAL.....76-55.....HP
 CAL.....80-76 (OT).....F
 2014-15 WSU.....69-66.....HP
 CAL.....76-67.....F
 CAL.....84-59.....MGM (1)
 2015-16 CAL.....80-62.....F
 2016-17 CAL.....58-54.....HP

COLO vs. ORE

COLO leads all-time series, 10-7
 Longest Win Streak:
 COLO: 4, 2012-2014
 ORE: 2, 1984-04, 2015

First meeting:
 1955-56 COLO...68-49.....McA

2011-12 COLO...72-71.....CEC
 ORE.....90-81.....MK
 COLO...63-62.....Stp (1)
 2012-13 COLO...48-47.....MK
 COLO...76-53.....CEC
 2013-14 COLO...100-91.....CEC
 2014-15 ORE.....73-60.....MK
 ORE.....93-85.....MGM (1)
 2015-16 COLO...91-87.....CEC

ORE.....76-56.....MK
 2016-17 COLO...74-65.....CEC
 ORE.....101-73.....MK

COLO vs. OSU

COLO leads all-time series, 14-6
 Longest Win Streak:
 COLO: 5, 1940-2004
 OSU: 2, 2004-2009

First meeting:
 1940-41 COLO...38-29.....BF

2011-12 COLO...82-60.....CEC
 OSU.....83-69.....G
 2012-13 COLO...72-68.....G
 OSU.....64-58.....CEC
 COLO...74-68.....MGM (1)
 2013-14 COLO...64-58.....CEC
 2014-15 OSU.....72-58.....G
 COLO...78-71.....MGM (1)
 2015-16 COLO...71-54.....CEC
 OSU.....60-56.....G
 2016-17 COLO...85-78.....CEC
 COLO...60-52.....G

COLO vs. STAN

COLO leads all-time series, 12-8
 Longest Win Streak:
 COLO: 8, 2013-current
 STAN: 5, 1991-2012

First meeting:
 1932-33 STAN...25-21.....(B)

2011-12 STAN...84-64.....MP
 STAN...74-50.....CEC
 2012-13 COLO...75-54.....CEC
 COLO...65-63.....MP
 2013-14 COLO...59-56.....MP
 2014-15 COLO...64-58.....CEC
 2015-16 COLO...56-55.....MP
 COLO...91-75.....CEC
 2016-17 COLO...81-74.....MP
 COLO...91-72.....CEC

COLO vs. UCLA

UCLA leads all-time series, 11-2
 Longest Win Streak:
 COLO: 1, 1962, 2015
 UCLA: 5, 1978-14

First meeting:
 1954-55 UCLA...65-62.....LA

2011-12 UCLA...77-60.....SA
 2012-13 UCLA...78-75.....CEC
 2013-14 UCLA...69-56.....PP
 UCLA...92-74.....CEC
 2014-15 COLO...62-56.....CEC
 UCLA...72-59.....PP
 2015-16 UCLA...77-53.....PP
 2016-17 UCLA...104-89.....CEC

COLO vs. USC

COLO leads all-time series, 9-5
 Longest Win Streak:
 COLO: 6, 2013-15
 USC: 2, 1969-76, 2016-current

First meeting:
 1940-41 USC.....38-32.....KC (NCAA)

2011-12 COLO...74-50.....GC
 2012-13 COLO...66-60.....CEC
 2013-14 COLO...83-62.....CEC

COLO....83-74.....GC
 2014-15 COLO...86-65.....CEC
 COLO...98-94 (3OT).....GC
 2015-16 USC.....79-72.....GC
 2016-17 USC.....71-68.....CEC

COLO vs. UTAH

COLO leads all-time series, 26-21
 Longest Win Streak:
 COLO: 7, 1938-1941
 UTAH: 4, 2016-current

First meeting:
 1912-13 UTAH...39-10.....SLC

2011-12 COLO...73-33.....CEC
 COLO...55-48.....JMHC
 COLO...53-41.....Stp (1)
 2012-13 UTAH...58-55.....JMHC
 COLO...60-50.....CEC
 2013-14 COLO...79-75 (OT).....CEC
 UTAH...75-64.....JMHC
 2014-15 COLO...79-51.....CEC
 2015-16 UTAH...56-54.....CEC
 UTAH...57-55.....JMHC
 2016-17 UTAH...76-60.....JMHC
 UTAH...86-81.....CEC

COLO vs. WASH

WASH leads all-time series, 12-11
 Longest Win Streak:
 COLO: 2, 1954-57; 1959
 WASH: 4, 1972-78

First meeting:
 1953-54 COLO...81-60.....N

2011-12 COLO...87-69.....CEC
 2012-13 WASH...64-54.....AAA
 2013-14 WASH...71-54.....AAA
 COLO...91-65.....CEC
 2014-15 WASH...52-50.....CEC
 COLO...67-64.....AAA
 2015-16 WASH...95-83.....AAA
 COLO...81-80.....CEC
 2016-17 WASH...85-83 (OT).....AAA
 COLO...81-66.....CEC

COLO vs. WSU

COLO leads all-time series, 10-3
 Longest Win Streak:
 COLO: 5, 2012-15
 WSU: 1, 1969; 2017

First meeting:
 1952-53 COLO...76-46.....BF

2011-12 COLO...71-60.....CEC
 2012-13 COLO...58-49.....F
 2013-14 COLO...71-70 (OT).....F
 COLO...68-63.....CEC
 2014-15 COLO...90-58.....CEC
 WSU...96-91 (OT).....F
 2015-16 COLO...75-70.....F
 COLO...88-81 (2OT).....CEC
 2016-17 WSU...91-89 (OT).....F
 COLO...81-49.....CEC
 COLO...73-63.....TMA (1)

Table listing basketball game results from 1989-90 to 2016-17. Columns include year, team abbreviations (ORE, USC, WASH, etc.), and scores. Includes a 'First meeting' entry for 1941.

ORE vs. UTAH

ORE leads all-time series, 19-9
Longest Win Streak:
ORE: 9, 2013-current
UTAH: 4, 1949-51

First meeting:

Table listing basketball game results between ORE and UTAH from 1941 to 2016-17, including scores and meeting details.

ORE..... 79-61..... MK

ORE vs. WASH

WASH leads all-time series, 189-113
Longest Win Streak (Since 1978-79):
ORE: 5, 1993-1995
WASH: 5, 1980-1982

First meeting:

Table listing basketball game results between ORE and WASH from 1903-04 to 2009-10, including scores and meeting details.

Table listing basketball game results from 2010-11 to 2016-17, including scores and meeting details.

ORE vs. WSU

ORE leads all-time series, 167-124
Longest Win Streak (Since 1978-79):
ORE: 14, 2002-07
WSU: 6, 2008-09

First meeting:

Table listing basketball game results between ORE and WSU from 1907-08 to 2016-17, including scores and meeting details.

Table listing basketball game results from 2003-04 to 2016-17, including scores and meeting details.

OSU vs. STAN

OSU leads all-time series, 73-70
Longest Win Streak (Since 1978-79):
OSU: 7, 1980-1983
STAN: 11, 2000-2005

First meeting:

Table listing basketball game results between OSU and STAN from 1929-30 to 1995-96, including scores and meeting details.

2008-09 WASH ... 85-59.....G
WASH ... 79-60.....BAHE
2009-10 WASH ... 76-70.....BAHE
WASH ... 82-70.....G
WASH ... 59-52.....Stp (1)
2010-11 WASH ... 103-72.....AAA
OSU..... 68-56.....G
2011-12 WASH ... 95-80.....AAA
WASH ... 75-72.....G
OSU ... 86-84.....Stp (1)
2012-13 OSU..... 74-66.....G
WASH ... 72-62.....AAA
2013-14 WASH ... 87-81.....AAA
WASH ... 86-62.....G
2014-15 WASH ... 56-43.....AAA
OSU..... 64-50.....G
2015-16 OSU..... 82-81.....G
2016-17 WASH ... 87-61.....AAA

OSU vs. WSU

OSU leads all-time series, 169-125
Longest Win Streak (Since 1978-79):
OSU: 6, 1984-87, 1988-90, 2013-16
WSU: 7, 1994-1997

First meeting:
1906-07 #OSU... 30-14..... Pull

1978-79 WSU..... 67-61..... F
OSU..... 66-52..... G
1979-80 OSU..... 65-63..... G
WSU..... 69-51..... F
1980-81 OSU..... 66-53..... F
OSU..... 81-53..... G
1981-82 OSU..... 64-46..... G
OSU..... 40-36..... F
1982-83 WSU..... 79-69..... G
WSU..... 63-61 (OT)..... F
1983-84 #OSU... 79-57..... MC
WSU..... 74-65..... F
OSU..... 66-55..... G
1984-85 OSU..... 73-56..... F
OSU..... 69-49..... G
1985-86 OSU..... 57-54..... G
OSU..... 66-49..... F
1986-87 OSU..... 66-48..... G
WSU..... 73-63..... F
1987-88 WSU..... 56-49..... F
OSU..... 62-48..... G
OSU..... 74-68 (2OT)McK (1)
1988-89 OSU..... 90-63..... G
OSU..... 83-70..... F
1989-90 OSU..... 79-64..... G
OSU..... 83-63..... F
1990-91 WSU..... 99-77..... F
OSU..... 87-85..... G
1991-92 WSU..... 81-69..... G
WSU..... 87-84 (OT)..... F
1992-93 WSU..... 56-51..... F
OSU..... 59-58..... G
1993-94 WSU..... 81-66..... G
WSU..... 101-64..... F
1994-95 WSU..... 77-75..... F
WSU..... 94-85..... G
1995-96 WSU..... 76-62..... G
WSU..... 61-42..... F
1996-97 WSU..... 80-64..... SP
OSU..... 61-49..... G
1997-98 WSU..... 69-53..... G
WSU..... 80-68..... F
1998-99 WSU..... 84-79..... F
OSU..... 83-64..... G
1999-00 OSU..... 77-73..... F
OSU..... 64-56..... G
2000-01 OSU..... 67-62..... G
WSU..... 57-53..... F
2001-02 OSU..... 74-72..... F

OSU..... 91-55..... G
2002-03 OSU..... 63-48..... G
WSU..... 75-71..... F
2003-04 OSU..... 52-41..... G
OSU..... 65-58..... F
2004-05 WSU..... 63-45..... F
OSU..... 58-51..... G
2005-06 OSU..... 59-50..... F
OSU..... 71-62..... G
2006-07 WSU..... 70-55..... G
WSU..... 58-54..... F
2007-08 WSU..... 69-46..... F
WSU..... 70-57..... G
2008-09 WSU..... 61-57 (OT)..... G
OSU..... 54-52..... F
2009-10 WSU..... 65-60..... F
OSU..... 59-55..... G
2010-11 WSU..... 84-70..... F
OSU..... 61-55..... G
2011-12 WSU..... 81-76..... F
WSU..... 83-73..... G
OSU..... 69-64..... Stp (1)
2012-13 WSU..... 71-68..... G
OSU..... 67-66..... F
2013-14 OSU..... 66-55..... F
OSU..... 68-57..... G
2014-15 OSU..... 62-47..... F
OSU..... 55-50..... G
2015-16 OSU..... 69-49..... G
2016-17 WSU..... 75-62..... F

STAN vs. UCLA

UCLA leads all-time series, 143-93
Longest Win Streak (Since 1978-79):
STAN: 6, 2003-2005
UCLA: 9, 1991-1995

First meeting:
1924-25 #STAN.. 23-17..... SP

1978-79 STAN ... 75-72..... MP
UCLA... 99-71..... PP
1979-80 UCLA... 92-60..... PP
UCLA... 75-62..... MP
1980-81 UCLA... 85-58..... PP
STAN ... 74-72..... MP
1981-82 UCLA... 42-34..... MP
UCLA... 79-53..... PP
1982-83 UCLA... 101-87..... MP
UCLA... 99-86..... PP
1983-84 UCLA... 71-66..... PP
STAN ... 75-64..... MP
1984-85 UCLA... 100-71..... PP
UCLA... 72-66..... MP
1985-86 STAN ... 76-70..... MP
UCLA... 95-74..... PP
1986-87 UCLA... 95-75..... PP
UCLA... 93-62..... MP
1987-88 STAN ... 116-110 (2OT).. MP
UCLA... 91-69..... PP
1988-89 UCLA... 74-70..... PP
STAN ... 84-75..... MP
STAN ... 95-86..... For (1)
1989-90 STAN ... 87-79..... MP
STAN ... 70-69..... PP
1990-91 STAN ... 89-82..... PP
UCLA... 89-86..... MP
1991-92 UCLA... 83-77..... MP
UCLA... 96-70..... PP
1992-93 UCLA... 84-76..... PP
UCLA... 72-64..... MP
1993-94 UCLA... 69-65..... MP
UCLA... 103-88..... PP
1994-95 UCLA... 77-74..... PP
UCLA... 88-77..... MP
1995-96 STAN ... 67-66..... MP
UCLA... 64-56..... PP

1996-97 STAN ... 109-61..... MP
UCLA... 87-68..... PP
1997-98 STAN ... 93-80..... MP
STAN ... 84-81..... PP
1998-99 STAN ... 72-59..... PP
STAN ... 77-73..... MP
1999-00 STAN ... 78-63..... PP
UCLA... 94-93 (OT)..... MP
2000-01 UCLA... 79-73..... MP
STAN ... 85-79..... PP
2001-02 STAN ... 86-76..... PP
UCLA... 95-92..... MP
2002-03 STAN ... 52-51..... MP
STAN ... 93-84..... PP
2003-04 STAN ... 67-52..... MP
STAN ... 73-60..... PP
2004-05 STAN ... 75-64..... PP
STAN ... 78-65..... MP
2005-06 UCLA... 71-54..... PP
UCLA... 75-54..... MP
2006-07 STAN ... 75-68..... MP
UCLA... 75-61..... PP
2007-08 UCLA... 76-67..... MP
UCLA... 77-67 (OT)..... MP
UCLA... 67-64..... Stp (1)
2008-09 UCLA... 97-63..... PP
UCLA... 76-71..... MP
2009-10 STAN ... 70-59..... MP
UCLA... 77-73..... PP
2010-11 UCLA... 68-57..... PP
UCLA... 69-65..... MP
2011-12 STAN ... 60-59..... MP
UCLA... 72-61..... SA
2012-13 UCLA... 68-60..... SA
UCLA... 88-80..... PP
2013-14 UCLA... 91-74..... MP
STAN ... 83-74..... MP
UCLA... 84-59..... MGM (1)
2014-15 UCLA... 86-81 (2 OT)..... PP
UCLA... 69-67..... MP
2015-16 STAN ... 79-70..... MP
2016-17 UCLA... 89-75..... PP

STAN vs. USC

STAN leads all-time series, 125-124
Longest Win Streak (Since 1978-79):
STAN: 13, 1984-1990
USC: 4, 1981-1982

First meeting:
1916-17 #STAN.. 34-10..... SP

1978-79 USC..... 57-55..... MP
USC..... 79-68..... SA
1979-80 USC..... 69-68..... SA
STAN ... 93-91 (OT)..... MP
1980-81 USC..... 89-64..... SA
USC..... 74-67..... MP
1981-82 USC..... 85-74..... MP
USC..... 74-59..... SA
1982-83 STAN ... 92-74..... MP
USC..... 90-76..... SA
1983-84 USC..... 51-49 (OT)..... SA
STAN ... 64-56..... MP
1984-85 STAN ... 60-54..... SA
STAN ... 86-65..... MP
1985-86 STAN ... 61-59..... SA
STAN ... 85-64..... MP
1986-87 STAN ... 64-58..... SA
STAN ... 72-57..... MP
1987-88 STAN ... 88-62..... MP
STAN ... 73-65..... SA
1988-89 STAN ... 68-52..... SA
STAN ... 74-65..... MP
STAN ... 66-61..... For (2)
1989-90 STAN ... 74-61..... MP
USC..... 71-62..... SA

1990-91 USC..... 85-67..... SA
STAN ... 92-76..... MP
1991-92 USC..... 82-72..... MP
USC..... 73-72 (OT)..... SA
1992-93 USC..... 63-55..... SA
STAN ... 78-62..... MP
1993-94 STAN ... 76-67..... MP
STAN ... 66-55..... SA
1994-95 STAN ... 85-82..... SA
STAN ... 90-78..... MP
1995-96 USC..... 84-80..... SA
STAN ... 99-69..... MP
1996-97 STAN ... 85-70..... MP
USC..... 84-81..... SA
1997-98 STAN ... 99-62..... MP
STAN ... 83-59..... SA
1998-99 STAN ... 72-55..... SA
USC..... 86-82 (OT)..... MP
1999-00 STAN ... 67-57..... SA
STAN ... 111-68..... MP
2000-01 STAN ... 77-71..... MP
STAN ... 70-68..... SA
2001-02 USC..... 90-82..... SA
USC..... 77-58..... MP
USC..... 103-78..... Stp (1)
2002-03 STAN ... 80-72..... MP
STAN ... 73-67..... SA
USC..... 79-74..... Stp (1)
2003-04 STAN ... 77-67..... MP
STAN ... 76-67..... SA
2004-05 STAN ... 78-70..... SA
STAN ... 71-62..... MP
2005-06 USC..... 82-71..... Stp
STAN ... 58-56..... MP
2006-07 STAN ... 65-50..... MP
USC..... 69-65..... GC
USC..... 83-79 (OT).. Stp (1)
2007-08 STAN ... 52-46..... MP
USC..... 77-64..... GC
2008-09 USC..... 70-69..... GC
STAN ... 75-63..... MP
2009-10 STAN ... 54-53..... MP
USC..... 54-49..... GC
2010-11 USC..... 65-42..... GC
USC..... 69-53..... MP
2011-12 STAN ... 51-43..... MP
STAN ... 59-47..... GC
2012-13 USC..... 71-69..... GC
USC..... 65-64..... MP
2013-14 STAN ... 79-71 (OT)..... GC
STAN ... 80-59..... MP
2014-15 STAN ... 78-76..... GC
STAN ... 70-62..... GC
2015-16 STAN ... 84-64..... MP
2016-17 USC..... 72-56..... GC

STAN vs. UTAH

UTAH leads all-time series, 19-13
Longest Win Streak:
STAN: 3, 2013-2014
UTAH: 3, four times. Last: 1969-72

First meeting:
1932 STAN ... 41-37.....UF

2011-12 STAN ... 68-65..... MP
UTAH ... 58-57..... JMHC
2012-13 STAN ... 87-56..... JMHC
STAN ... 84-66..... MP
2013-14 STAN ... 61-60..... MP
2014-15 UTAH ... 75-59..... JMHC
UTAH ... 80-56..... MGM (1)
2015-16 STAN ... 70-68 (OT)..... MP
UTAH ... 96-74..... JMHC
2016-17 STAN ... 81-75..... MP
UTAH ... 67-59..... JMHC

STAN vs. WASH

STAN leads all-time series, 75-71
Longest Win Streak (Since 1978-79):
STAN: 10, 1998-2002
WASH: 6, 2009-10

First meeting:

1915-16 #WASH 35-19..... SP

Table listing game results for STAN vs WASH from 1978-79 to 2009-10, including scores and locations.

Table listing game results for WASH vs STAN from 2010-11 to 2016-17, including scores and locations.

STAN vs. WSU

STAN leads all-time series, 76-60
Longest Win Streak (Since 1978-79):
STAN: 18, 1996-2004
WSU: 5, 1981-1983

First meeting:

1916-17 #WSU 36-18..... SP

Table listing game results for STAN vs WSU from 1978-79 to 2004-05, including scores and locations.

Table listing game results for WSU vs STAN from 2005-06 to 2016-17, including scores and locations.

UCLA vs. USC

UCLA leads all-time series, 140-109
Longest Win Streak (Since 1978-79):
UCLA: 10, 1995-1999
USC: 4, 2003-04; 2009-11; 2016-17

First meeting:

1927-28 USC 45-35..... USC

Table listing game results for UCLA vs USC from 1978-79 to 1999-00, including scores and locations.

Table listing game results for UCLA vs various teams from 2000-01 to 2016-17, including scores and locations.

* - USC home game
** - UCLA home game

UCLA vs. UTAH

UCLA leads all-time series, 9-7
Longest Win Streak:
UCLA: 2, 2012-13
UTAH: 2, 1929-61

First meeting:

1928 UCLA 38-32..... UF

Table listing game results for UCLA vs UTAH from 2011-12 to 2016-17, including scores and locations.

UCLA vs. WASH

UCLA leads all-time series, 98-42
Longest Win Streak (Since 1978-79):
UCLA: 10, 1987-1990; 1993-1998
WASH: 3, 2005-2006; 2010-12

First meeting:

1936-37 WASH 52-51..... HE

Table listing game results for UCLA vs WASH from 1978-79 to 1980-81, including scores and locations.

Table of results for teams including WASH, UCLA, WSU, USC, UTAH, and others from 1981-82 to 2016-17.

UCLA vs. WSU

UCLA leads all-time series, 106-17
Longest Win Streak (Since 1978-79):
UCLA: 22, 1993-2004
WSU: 2, 2013-14

Detailed season-by-season record for UCLA vs. WSU from 1978-79 to 2010-11.

Table of results for teams including UCLA, WSU, USC, UTAH, and others from 2011-12 to 2016-17.

USC vs. UTAH

Utah leads all-time series, 22-17
Longest Win Streak:
USC: 5, 1952-54
UTAH: 8, 2013-current

Detailed season-by-season record for USC vs. UTAH from 1952-54 to 2016-17.

USC vs. WASH

USC leads all-time series, 74-71
Longest Win Streak:
USC: 7, 1999-2002
WASH: 5, 2004-2006

Detailed season-by-season record for USC vs. WASH from 1924-25 to 1996-97.

Table of results for teams including WASH, USC, UTAH, WSU, and others from 1997-98 to 2016-17.

USC vs. WSU

USC leads all-time series, 73-48
Longest Win Streak:
USC: 9, 1999-2003
WSU: 4, 2004-05

Detailed season-by-season record for USC vs. WSU from 1948-49 to 1990-91.

Table of basketball game results between USC and WSU from 1991-92 to 2016-17. Columns include year, team, score, and venue. Includes longest win streaks and first meeting info.

UTAH vs. WASH

Table of basketball game results between UTAH and WASH from 1991-92 to 2016-17. Columns include year, team, score, and venue. Includes longest win streaks and first meeting info.

UTAH vs. WSU

Table of basketball game results between UTAH and WSU from 1991-92 to 2016-17. Columns include year, team, score, and venue. Includes longest win streaks and first meeting info.

WASH vs. WSU

Table of basketball game results between WASH and WSU from 1991-92 to 2016-17. Columns include year, team, score, and venue. Includes longest win streaks and first meeting info.

Table of basketball game results between WASH and BAHE from 2002-03 to 2016-17. Columns include year, team, score, and venue. Includes longest win streaks and first meeting info.

SITE KEY

- AAA..... Alaska Airlines Arena, Seattle
B..... Bohler Gym, Pullman, Wash.
BF..... Balch Fieldhouse, Boulder, Colo.
BDG..... Bear Down Gym, Tucson, Ariz.
BAHE..... Bank of America Arena, Seattle
Berk..... Berkeley, Calif. (venue n/a)
CEC..... Coors Events Center, Boulder, Colo.
Corv..... Corvallis, Ore. (venue n/a)
CSDH..... Cal State Dominguez Hills, Carson, Calif. (USC home game)
CP..... Cow Palace, San Francisco
CSLA..... Cal State Los Angeles (USC home game)
Eug..... Eugene, Ore. (venue n/a)
F..... Friel Court, Pullman, Wash.
For..... The Forum, Inglewood, Calif.
G..... Gill Coliseum, Corvallis, Ore.
GC..... Galen Center, Los Angeles
H..... Harmon Gym, Berkeley, Calif.
HC..... Honda Center, Anaheim, Calif.
HE..... Hec Edmundson Pavilion, Seattle
HP..... Haas Pavilion, Berkeley, Calif.
JMHC..... Jon M. Huntsman Center, Salt Lake City
KA..... Key Arena, Seattle, Wash.
LA..... Los Angeles, Calif. (venue n/a)
LC..... Lyon Center, Los Angeles
LMU..... Loyola Marymount University, Los Angeles
MC..... Memorial Coliseum, Portland, Ore.
MP..... Maples Pavilion, Stanford, Calif.
n/a..... unknown
McA..... McArthur Court, Eugene, Ore.
McK..... McKale Center, Tucson, Ariz.
MGM..... MGM Grand Garden Arena, Las Vegas, Nev.
MK..... Matthew Knight Arena, Eugene, Ore.
MSG..... Madison Square Garden, N.Y., N.Y.
OC..... Oakland Coliseum Arena, Oakland, Calif.
Oak..... Oakland, Calif. (venue n/a)
PP..... Pauley Pavilion, Los Angeles
Pull..... Pullman, Wash. (venue n/a)
RG..... Rose Garden, Portland, Ore.
SA..... Los Angeles Sports Arena, Los Angeles
SP..... Spokane Arena, Spokane, Wash.
SDG..... Sun Devil Gym, Tempe, Ariz.
Sea..... Seattle, Wash. (venue n/a)
SF..... San Francisco, Calif. (venue n/a)
SP..... Stanford Pavilion, Stanford, Calif.
Stp..... Staples Center, Los Angeles
Tuc..... Tucson, Ariz. (venue n/a)
TMA..... T-Mobile Arena (Las Vegas, Nev.)
TNA..... The New Arena, Oakland, Calif.
UAC..... University Activity Center, Tempe, Ariz.
USC..... USC campus (venue n/a)
WFA..... Wells Fargo Arena, Tempe, Ariz.
N..... Other neutral site
#..... Non-conference game
&..... California later forfeited these games.
(1)..... Pac-12 Tournament game
(2)..... CBI Tournament gam
(3)..... NIT

Under the Pac-12's current 18-game Conference schedule, no team has finished league play undefeated. Seven times a team has finished league play at 17-1:
1981..... OSU
1988..... ARIZ
1989..... ARIZ
1993..... ARIZ
1998..... ARIZ
2003..... ARIZ
2004..... STAN
In addition, eight times a team has reached the halfway point of league play at 9-0:
1980..... OSU
1981..... OSU
1983..... UCLA
1988..... ARIZ
1993..... ARIZ
1998..... ARIZ
2004..... STAN
2017..... ARIZ
There have been three instances in which a team managed a perfect road record in Pac-10 play (9-0):
1981..... OSU
2001..... STAN
2003..... ARIZ
There have been 31 teams with an unblemished home record in league play (9-0):
1980..... OSU
1982..... OSU
1983..... WSU
1984..... OSU, WASH
1986..... ARIZ
1988..... ARIZ
1989..... ARIZ, STAN
1990..... ARIZ, OSU
1991..... ARIZ
1992..... USC
1993..... ARIZ
1996..... UCLA
1997..... STAN
1998..... ARIZ
1999..... ARIZ
2000..... ARIZ
2002..... ORE
2003..... STAN
2004..... STAN
2005..... WASH
2007..... UCLA
2011..... ARIZ
2014..... ARIZ
2015..... ARIZ, UCLA
2016..... CAL, ORE
2017..... ORE

ASSOCIATED PRESS (AP) – 1949 - present – Writers poll – Prior to NCAA Tournament
 UNITED PRESS INTERNATIONAL (UPI) – 1951-1996 – Coaches poll – Following NCAA Tournament
 USA TODAY – 1983 - present – Coaches poll – Following NCAA Tournament
 No. 1 and Pac-12 teams only. Number in parenthesis is depth of poll. Complete rankings can be found in the NCAA Records Book.

| | | | | | | |
|---|---|--|---|---|--|--|
| <p>1948-49 AP (10) 1. Kentucky 12. UTAH</p> <p>1949-50 AP (20) 1. Bradley 7. UCLA 15. ARIZONA* 18. WASHINGTON ST.</p> <p>1950-51 AP (20) 1. Kentucky 12. ARIZONA* 19. USC</p> <p>UPI (20) 1. Kentucky 12. ARIZONA* 13. WASHINGTON 16. UCLA</p> <p>1951-52 AP (20) 1. Kentucky 6. WASHINGTON 19. UCLA</p> <p>UPI (20) 1. Kentucky 5. WASHINGTON T20. UCLA</p> <p>1952-53 AP (20) 1. Indiana 4. WASHINGTON</p> <p>UPI (20) 1. Indiana 3. WASHINGTON 12. CALIFORNIA</p> <p>1953-54 AP (20) 1. Kentucky 11. USC</p> <p>UPI (20) 1. Indiana T14. USC 16. OREGON STATE</p> <p>1954-55 AP (20) 1. San Francisco 7. UTAH* 10. OREGON STATE 13. UCLA 15. COLORADO*</p> <p>UPI (20) 1. San Francisco 8. OREGON STATE 11. COLORADO* 12. UCLA</p> <p>1955-56 AP (20) 1. San Francisco 8. UCLA 20. UTAH*</p> <p>UPI (20) 1. San Francisco 9. UCLA</p> <p>1956-57 AP (20) 1. North Carolina 13. CALIFORNIA 14. UCLA</p> <p>UPI (20) 1. North Carolina 6. CALIFORNIA T9. UCLA</p> | <p>1957-58 AP (20) 1. West Virginia</p> <p>UPI (20) 1. West Virginia T16. OREGON STATE</p> <p>1958-59 AP (20) 1. Kansas State 11. CALIFORNIA 18. UTAH*</p> <p>UPI (20) 1. Kansas State 9. CALIFORNIA</p> <p>1959-60 AP (20) 1. Cincinnati 2. CALIFORNIA 6. UTAH*</p> <p>UPI (20) 1. CALIFORNIA</p> <p>1960-61 AP (20) 1. Ohio State 7. USC 11. UTAH*</p> <p>UPI (20) 1. Ohio State 5. USC</p> <p>1961-62 AP (20) 1. Ohio State 7. UTAH* 9. COLORADO* 14. OREGON STATE 16. ARIZONA STATE* 19. UCLA</p> <p>UPI (20) 1. Ohio State 8. COLORADO* 11. OREGON STATE 15. ARIZONA STATE* 17. UCLA</p> <p>1962-63 AP (10) 1. Cincinnati 4. ARIZONA STATE* 10. COLORADO*</p> <p>UPI (20) 1. Cincinnati 3. ARIZONA STATE* 9. COLORADO* 10. STANFORD 14. OREGON STATE 15. UCLA</p> <p>1963-64 AP (10) 1. UCLA 6. OREGON STATE</p> <p>UPI (20) 1. UCLA 5. OREGON STATE 19. ARIZONA STATE*</p> <p>1964-65 AP (10) 1. Michigan 2. UCLA</p> <p>UPI (20) 1. Michigan 2. UCLA</p> | <p>1965-66 AP (10) 1. Kentucky</p> <p>UPI (20) 1. Kentucky 15. OREGON STATE</p> <p>1966-67 AP (10) 1. UCLA</p> <p>UPI (20) 1. UCLA</p> <p>1967-68 AP (10) 1. Houston 2. UCLA</p> <p>UPI (20) 1. Houston 2. UCLA</p> <p>1968-69 AP (20) 1. UCLA 18. COLORADO*</p> <p>UPI (20) 1. UCLA T14. COLORADO*</p> <p>1969-70 AP (20) 1. Kentucky 2. UCLA 20. USC</p> <p>UPI (20) 1. Kentucky 2. UCLA</p> <p>1970-71 AP (20) 1. UCLA 5. USC</p> <p>UPI (20) 1. UCLA 5. USC</p> <p>1971-72 AP (20) 1. UCLA</p> <p>UPI (20) 1. UCLA</p> <p>1972-73 AP (20) 1. UCLA 16. ARIZONA STATE*</p> <p>UPI (20) 1. UCLA 13. ARIZONA STATE*</p> <p>1973-74 AP (20) 1. North Carolina State 2. UCLA 15. UTAH* 17. USC</p> <p>UPI (20) 1. North Carolina State 2. UCLA 3. USC</p> | <p>1974-75 AP (20) 1. UCLA 8. ARIZONA STATE* 18. OREGON STATE</p> <p>UPI (20) 1. Indiana 2. UCLA 7. ARIZONA STATE* 12. USC 17. ARIZONA*</p> <p>1975-76 AP (20) 1. Indiana 5. UCLA 15. ARIZONA</p> <p>UPI (20) 1. Indiana 5. UCLA 10. WASHINGTON 12. ARIZONA*</p> <p>1976-77 AP (20) 1. Michigan 2. UCLA 14. UTAH*</p> <p>UPI (20) 1. Michigan 4. UCLA</p> <p>1977-78 AP (20) 1. Kentucky 2. UCLA 14. UTAH*</p> <p>UPI (20) 1. Kentucky 2. UCLA</p> <p>1978-79 AP (20) 1. Indiana State 2. UCLA</p> <p>UPI (20) 1. Indiana State 2. UCLA</p> <p>1979-80 AP (20) 1. DePaul 5. OREGON STATE 18. ARIZONA STATE</p> <p>UPI (20) 1. DePaul 2. OREGON STATE 19. ARIZONA STATE</p> <p>1980-81 AP (20) 1. DePaul 2. OREGON STATE 3. ARIZONA STATE 10. UCLA 14. UTAH*</p> <p>UPI (20) 1. DePaul 2. OREGON STATE 5. ARIZONA STATE 11. UCLA</p> <p>1981-82 AP (20) 1. North Carolina 4. OREGON STATE 19. UCLA</p> <p>UPI (20) 1. North Carolina 4. OREGON STATE</p> | <p>1982-83 AP (20) 1. Houston 7. UCLA</p> <p>UPI (20) 1. Houston 7. UCLA</p> <p>USA TODAY/CNN (25) 1. North Carolina St. 24. WASHINGTON ST.</p> <p>1983-84 AP (20) 1. North Carolina 15. WASHINGTON 17. OREGON STATE</p> <p>UPI (20) 1. North Carolina 15. WASHINGTON 20. OREGON STATE</p> <p>USA TODAY/CNN (25) 1. Georgetown 15. WASHINGTON</p> <p>1984-85 AP (20) 1. Georgetown</p> <p>UPI (20) 1. Georgetown</p> <p>USA TODAY/CNN (25) 1. Villanova 23. UCLA</p> <p>1985-86 AP (20) 1. Duke</p> <p>UPI (20) 1. Duke</p> <p>USA TODAY/CNN (25) 1. Louisville</p> <p>1986-87 AP (20) 1. Nevada-Las Vegas 15. UCLA</p> <p>UPI (20) 1. Nevada-Las Vegas 13. UCLA</p> <p>USA TODAY/CNN (25) 1. Indiana 21. UCLA</p> <p>1987-88 AP (20) 1. Temple 2. ARIZONA</p> <p>UPI (20) 1. Temple 2. ARIZONA</p> <p>USA TODAY/CNN (25) 1. Kansas 3. ARIZONA</p> <p>1988-89 AP (20) 1. ARIZONA 13. STANFORD</p> <p>UPI (20) 1. ARIZONA 12. STANFORD</p> <p>USA TODAY/CNN (25) 1. Michigan 7. ARIZONA 21. STANFORD 25. UCLA</p> | <p>1989-90 AP (25) 1. Oklahoma 15. ARIZONA 22. OREGON STATE</p> <p>UPI (20) 1. Oklahoma 16. ARIZONA</p> <p>USA TODAY/CNN 1. Nevada-Las Vegas 21. ARIZONA 23. UCLA</p> <p>1990-91 AP (25) 1. Nevada-Las Vegas 8. ARIZONA 16. UCLA</p> <p>UPI (25) 1. Nevada-Las Vegas 7. ARIZONA 14. UCLA</p> <p>USA TODAY/CNN (25) 1. Duke 10. ARIZONA 25. UCLA</p> <p>1991-92 AP (25) 1. Duke 4. UCLA 8. USC 10. ARIZONA</p> <p>UPI (25) 1. Duke 3. UCLA 5. ARIZONA 7. USC</p> <p>USA TODAY/CNN (25) 1. Duke 8. UCLA 11. USC 16. ARIZONA</p> <p>1992-93 AP (25) 1. Indiana 5. ARIZONA 19. UTAH*</p> <p>UPI (25) 1. Indiana 5. ARIZONA</p> <p>USA TODAY/CNN (25) 1. North Carolina 12. ARIZONA 17. CALIFORNIA 24. UCLA</p> <p>1993-94 AP (25) 1. Arkansas 9. ARIZONA 16. CALIFORNIA 17. UCLA</p> <p>UPI (25) 1. Arkansas 9. ARIZONA 16. CALIFORNIA 17. UCLA</p> <p>USA TODAY/CNN (25) 1. Arkansas 3. ARIZONA 22. UCLA</p> | <p>1994-95 AP (25) 1. UCLA 15. ARIZONA 16. ARIZONA STATE 19. UTAH*</p> <p>UPI (25) 1. UCLA 13. ARIZONA 15. ARIZONA STATE 24. OREGON 25. STANFORD</p> <p>USA TODAY/CNN (25) 1. UCLA 13. ARIZONA STATE 25. ARIZONA</p> <p>1995-96 AP (25) 1. Massachusetts 11. ARIZONA 12. UTAH* 14. UCLA</p> <p>UPI (25) 1. Massachusetts 11. ARIZONA 13. UCLA</p> <p>USA TODAY/CNN (25) 1. Kentucky 11. ARIZONA 19. UCLA</p> <p>1996-97 AP (25) 1. Kansas 2. UTAH* 7. UCLA 15. ARIZONA 21. STANFORD 24. COLORADO</p> <p>UPI (25) 1. Kansas 2. UTAH* 7. UCLA 15. ARIZONA 21. STANFORD 24. COLORADO</p> <p>USA TODAY/CNN (25) 1. ARIZONA 7. UCLA 12. STANFORD 18. CALIFORNIA</p> <p>1997-98 AP (25) 1. North Carolina 7. UTAH* 4. ARIZONA 10. STANFORD 19. UCLA</p> <p>UPI (25) 1. North Carolina 7. UTAH* 4. ARIZONA 10. STANFORD 19. UCLA</p> <p>USA TODAY/ESPN (25) 1. Kentucky 4. STANFORD 6. ARIZONA 12. UCLA 24. WASHINGTON</p> <p>1998-99 AP (25) 1. Duke 6. UTAH* 7. STANFORD 12. ARIZONA 15. UCLA</p> <p>UPI (25) 1. Duke 6. UTAH* 7. STANFORD 12. ARIZONA 15. UCLA</p> <p>USA TODAY/ESPN (25) 1. Connecticut 2. STANFORD 16. ARIZONA 21. UCLA</p> |
|---|---|--|---|---|--|--|

1999-00

- AP (25)
 1. Duke
 3. STANFORD
 4. ARIZONA
- USA TODAY/ESPN (25)
 1. Michigan State
 5. STANFORD
 8. ARIZONA
 23. UCLA

2000-01

- AP (25)
 1. Duke
 2. STANFORD
 5. ARIZONA
 15. UCLA
- USA TODAY/ESPN (25)
 1. Duke
 2. ARIZONA
 5. STANFORD
 12. UCLA
 14. USC

2001-02

- AP (25)
 1. Duke
 7. ARIZONA
 11. OREGON
 18. USC
 24. STANFORD
- USA TODAY/ESPN (25)
 1. Maryland
 6. OREGON
 10. ARIZONA
 20. UCLA

2002-03

- AP (25)
 1. Kentucky
 2. ARIZONA
 18. STANFORD
- USA TODAY/ESPN (25)
 1. Syracuse
 5. ARIZONA
 20. STANFORD

2003-04

- AP (25)
 1. STANFORD
 22. ARIZONA
- USA TODAY/ESPN (25)
 1. Connecticut
 6. STANFORD

2004-05

- AP (25)
 1. Illinois
 8. WASHINGTON
 9. ARIZONA
 18. UTAH*
- USA TODAY/ESPN (25)
 1. North Carolina
 6. ARIZONA
 9. WASHINGTON

2005-06

- AP (25)
 1. Duke
 17. UCLA
 17. WASHINGTON
- USA TODAY/ESPN (25)
 1. Florida
 2. UCLA
 12. WASHINGTON

2006-07

- AP (25)
 1. Ohio State
 7. UCLA
 10. OREGON
 13. WASHINGTON ST.
 23. USC
- USA TODAY/ESPN (25)
 1. Florida
 3. UCLA
 8. OREGON
 15. USC
 17. WASHINGTON ST.

2007-08

- AP (25)
 1. North Carolina
 3. UCLA
 10. STANFORD
 21. WASHINGTON ST.
- USA TODAY/ESPN (25)
 1. Kansas
 4. UCLA
 11. STANFORD
 15. WASHINGTON ST.

2008-09

- AP (25)
 1. Louisville
 15. WASHINGTON
 18. UCLA
 19. ARIZONA STATE
 25. UTAH*
- USA TODAY/ESPN (25)
 1. North Carolina
 16. WASHINGTON
 18. UCLA
 19. ARIZONA STATE
 24. ARIZONA

2009-10

- AP (25)
 1. Kansas
- USA TODAY/ESPN (25)
 1. Duke
 21. WASHINGTON

2010-11

- AP (25)
 1. Ohio State
 17. ARIZONA
 23. WASHINGTON
- USA TODAY/ESPN (25)
 1. Connecticut
 9. ARIZONA
 23. WASHINGTON

2011-12

- AP (25)
 1. Kentucky
- USA TODAY/ESPN (25)
 1. Kentucky

2012-13

- AP (25)
 1. Gonzaga
 21. ARIZONA
 24. UCLA
 25. OREGON
- USA TODAY/ESPN (25)
 1. Louisville
 14. ARIZONA
 15. OREGON

2013-14

- AP (25)
 1. Florida
 4. ARIZONA
 20. UCLA
- USA TODAY/ESPN (25)
 1. Connecticut
 5. ARIZONA
 15. UCLA
 24. STANFORD

2014-15

- AP (25)
 1. Kentucky
 5. ARIZONA
 19. UTAH
- USA TODAY/ESPN (25)
 1. Duke
 4. ARIZONA
 15. UTAH
 25. OREGON

2015-16

- AP (25)
 1. Kansas
 5. OREGON
 13. UTAH
 17. ARIZONA
 23. CALIFORNIA
- USA TODAY/ESPN (25)
 1. Villanova
 6. OREGON
 20. UTAH
 22. ARIZONA

2016-17

- AP (25)
 1. Villanova
 4. ARIZONA
 8. UCLA
 9. OREGON
- USA TODAY/ESPN (25)
 1. North Carolina
 3. OREGON
 7. ARIZONA
 9. UCLA

* Not a league member at the time of the ranking.

FINAL NO. 1 RANKINGS

| | |
|---------------------------|----------|
| AP | |
| Kentucky | 10 |
| UCLA | 8 |
| Duke | 6 |
| North Carolina..... | 5 |
| Ohio State | 4 |
| Indiana | 3 |
| Kansas..... | 3 |
| Cincinnati | 2 |
| DePaul..... | 2 |
| Houston..... | 2 |
| Michigan..... | 2 |
| San Francisco..... | 2 |
| Nevada-Las Vegas..... | 2 |
| ARIZONA | 1 |
| Arkansas..... | 1 |
| Bradley | 1 |
| Florida | 1 |
| Georgetown..... | 1 |
| Gonzaga | 1 |
| Indiana State..... | 1 |
| Kansas State..... | 1 |
| Louisville..... | 1 |
| Massachusetts..... | 1 |
| North Carolina State..... | 1 |
| Oklahoma | 1 |
| STANFORD | 1 |
| Temple | 1 |
| Villanova | 1 |
| West Virginia..... | 1 |
| UPI | |
| UCLA | 7 |
| Indiana | 5 |
| Kentucky | 5 |
| North Carolina..... | 3 |
| DePaul..... | 2 |
| Duke..... | 2 |
| Houston..... | 2 |
| Michigan..... | 2 |
| Ohio State..... | 2 |
| San Francisco | 2 |
| Nevada-Las Vegas..... | 2 |
| ARIZONA | 1 |
| Arkansas..... | 1 |
| CALIFORNIA | 1 |
| Cincinnati | 1 |
| Georgetown..... | 1 |
| Indiana State..... | 1 |
| Kansas State..... | 1 |
| North Carolina State..... | 1 |
| Oklahoma | 1 |
| Temple | 1 |
| West Virginia..... | 1 |
| USA TODAY/ESPN | |
| Duke..... | 6 |
| Kentucky | 3 |
| North Carolina..... | 3 |
| Connecticut | 2 |
| Florida | 2 |
| Kansas..... | 2 |
| Louisville..... | 2 |
| Villanova | 2 |
| ARIZONA | 1 |
| UCLA | 1 |
| Arkansas..... | 1 |
| Georgetown..... | 1 |
| Indiana | 1 |
| Michigan..... | 1 |
| Michigan State..... | 1 |
| Nevada-Las Vegas..... | 1 |
| North Carolina State..... | 1 |
| Syracuse..... | 1 |

PAC-12 TEAMS IN THE FINAL RANKINGS

| | |
|--------------------------|----|
| AP | |
| UCLA..... | 38 |
| ARIZONA..... | 24 |
| UTAH | 22 |
| USC..... | 10 |
| STANFORD..... | 9 |
| ARIZONA STATE | 8 |
| OREGON STATE | 8 |
| WASHINGTON | 7 |
| CALIFORNIA..... | 5 |
| COLORADO | 5 |
| OREGON | 5 |
| WASHINGTON STATE | 3 |
| UPI | |
| UCLA..... | 29 |
| UTAH | 12 |
| OREGON STATE..... | 10 |
| ARIZONA..... | 10 |
| ARIZONA STATE | 9 |
| USC..... | 6 |
| WASHINGTON | 5 |
| CALIFORNIA..... | 4 |
| COLORADO | 4 |
| STANFORD | 3 |
| OREGON | 1 |
| WASHINGTON STATE | 0 |
| USA TODAY/COACHES | |
| ARIZONA..... | 22 |
| UCLA..... | 20 |
| STANFORD..... | 9 |
| UTAH | 9 |
| WASHINGTON | 7 |
| OREGON | 6 |
| USC..... | 3 |
| WASHINGTON STATE | 3 |
| ARIZONA STATE | 2 |
| CALIFORNIA..... | 2 |
| COLORADO | 0 |
| OREGON STATE..... | 0 |

1949-50 (2)

#18 WSU 58, at #7 UCLA 60
#18 WSU 49, at #7 UCLA 52

1950-51 (3)

Mar. 2, 1951
#18 USC 53, at #17 UCLA 59
Mar. 3, 1951
#18 USC 43, at #17 UCLA 41
Mar. 5, 1951
#18 USC 41, at #17 UCLA 49

1951-52 (5)

Dec. 7, 1951
#13 UCLA 52, at #3 WASH 60
Dec. 8, 1951
#13 UCLA 61, at #3 WASH 76
Mar. 7, 1952
#6 WASH 53, at #19 UCLA 65
Mar. 8, 1952
#6 WASH 53, at #19 UCLA 50
Mar. 10, 1952
#6 WASH 50, at #19 UCLA 60

1952-53 (6)

Dec. 12, 1952
#4 WASH 53, at #7 UCLA 49
Dec. 13, 1952
#4 WASH 47, at #7 UCLA 54
Dec. 19, 1952
#18 CAL 50, at #9 WASH 60
Dec. 20, 1952
#18 CAL 88, at #9 WASH 99
Jan. 9, 1953
#18 Idaho 64, at #6 WASH 76
Jan. 10, 1953
#18 Idaho 58, at #6 WASH 82

1954-55 (2)

Mar. 4, 1955
#9 UCLA 75, at #14 OSU 82
Mar. 5, 1955
#9 UCLA 64, at #14 OSU 83

1957-58 (1)

Jan. 3, 1958
#19 CAL 43, at #18 OSU 55

1969-70 (1)

Dec. 12, 1969
#10 WASH 90, #12 USC 86
(Portland, Ore. - non-league game)

1970-71 (2)

Feb. 6, 1971
#3 UCLA 64, at #2 USC 60
Mar. 13, 1971
#3 USC 62, at #1 UCLA 73

1971-72 (1)

Feb. 5, 1972
#18 USC 56, at #1 UCLA 81

1972-73 (1)

Feb. 3, 1973
#1 UCLA 79, at #20 USC 56

1973-74 (2)

Feb. 2, 1974
#11 USC 54, at #1 UCLA 65
Mar. 9, 1974
#3 UCLA 82, at #7 USC 52

1974-75 (8)

Feb. 1, 1975
#6 USC 84, at #4 UCLA 89
Feb. 7, 1975
#8 USC 81, at #9 ORE 80
Feb. 8, 1975
#2 UCLA 107, at #9 ORE 103
Feb. 14, 1975
#17 OSU 80, at #10 USC 76
Feb. 14, 1975
#13 ORE 66, at #2 UCLA 95
Feb. 15, 1975
#13 ORE 90, at #10 USC 92
Feb. 15, 1975
#17 OSU 62, at #2 UCLA 74
Mar. 1, 1975
#20 WASH 78, at #17 OSU 86

1975-76 (4)

Jan. 17, 1976
#17 OSU 72, at #6 WASH 70
Feb. 5, 1976
#9 UCLA 92, at #6 WASH 87
Feb. 14, 1976
#9 WASH 76, at #6 UCLA 78
Feb. 26, 1976
#8 WASH 67, at #17 ORE 62

1979-80 (2)

Jan. 3, 1980
#14 OSU 76, at #16 UCLA 67
Feb. 7, 1980
#4 OSU 82, at #19 ASU 75 (OT)

1980-81 (6)

Jan. 3, 1981
#2 OSU 71, at #13 ASU 67
Jan. 16, 1981
#8 UCLA 74, at #12 ASU 78 (3 OT)
Jan. 29, 1981
#10 UCLA 67, at #1 OSU 81
Feb. 14, 1981
#5 ASU 61, at #8 UCLA 64
Mar. 1, 1981
#1 OSU 82, at #13 UCLA 76
Mar. 7, 1981
#5 ASU 87, at #1 OSU 67

1981-82 (1)

Jan. 29, 1982
#8 OSU 68, at #20 UCLA 74

1982-83 (1)

Feb. 3, 1983
#18 WSU 87, at #7 UCLA 89 (OT)

1988-89 (2)

Jan. 29, 1989
#19 STAN 52, at #6 ARIZ 72
Mar. 12, 1989
#1 ARIZ 73, #12 STAN 51 at
Inglewood

1989-90 (4)

Jan. 13, 1990
#18 ARIZ 67, at #19 UCLA 73
Jan. 27, 1990
#17 OSU 80, at #23 UCLA 94
Feb. 10, 1990
#19 UCLA 74, at #22 ARIZ 83
Mar. 3, 1990
#22 OSU 60, at #15 ARIZ 87

1990-91 (2)

Jan. 12, 1991
#7 UCLA 77, at #6 ARIZ 82
Feb. 10, 1991
#5 ARIZ 105, at #14 UCLA 94 (OT)

1991-92 (6)

Jan. 9, 1992
#23 USC 68, at #6 ARIZ 107
Jan. 11, 1992
#2 UCLA 89, at #6 ARIZ 87
Jan. 27, 1992
#4 UCLA 79, at #13 USC 83
Jan. 29, 1992
#25 USC 86, at #2 UCLA 82
Mar. 12, 1992
#2 ARIZ 81, at #8 UCLA 89
Mar. 14, 1992
#2 ARIZ 69, at #10 USC 70

1992-93 (1)

Jan. 7, 1993
#20 ARIZ 82, at #15 UCLA 80

1993-94 (5)

Jan. 13, 1994
#19 CAL 98, at #6 ARIZ 93 (OT)
Jan. 20, 1994
#9 ARIZ 66, at #2 UCLA 74
Feb. 13, 1994
#16 ARIZ 96, at #18 CAL 77
Feb. 19, 1994
#8 UCLA 74, at #15 ARIZ 98
Feb. 24, 1994
#17 CAL 92, at #15 UCLA 88

1994-95 (15)

Jan. 5, 1995
#9 ARIZ 52, at #15 ASU 53
Jan. 12, 1995
#13 ARIZ 99, at #20 CAL 86
Jan. 14, 1995
#12 ASU 73, at #20 CAL 68
Jan. 19, 1995
#4 UCLA 71, at #11 ARIZ 61
Jan. 21, 1995
#4 UCLA 85, at #13 ASU 72
Jan. 26, 1995
#12 ARIZ 97, at #18 ORE 89
Jan. 26, 1995
#17 STAN 74, at #4 UCLA 77
Jan. 28, 1995
#13 ASU 79, at #18 ORE 76
Feb. 4, 1995
#22 ORE 87, at #17 STAN 92
Feb. 9, 1995
#15 STAN 73, at #9 ARIZ 84
Feb. 11, 1995
#15 STAN 70, at #14 ASU 79
Feb. 16, 1995
#13 ASU 77, at #6 UCLA 82 (OT)
Feb. 18, 1995
#12 ARIZ 70, at #6 UCLA 72
Feb. 25, 1995
#2 UCLA 88, at #19 STAN 77
Mar. 11, 1995
#18 ASU 103, at #12 ARIZ 98 (2 OT)

1995-96 (2)

Jan. 20, 1996
#13 UCLA 79, at #18 ARIZ 88
Feb. 15, 1996
#13 ARIZ 75, at #18 UCLA 76

1996-97 (4)

Jan. 4, 1997
#21 STAN 75, at #9 ARIZ 76
Jan. 16, 1997
#15 STAN 72, at #24 ORE 69 (OT)
Feb. 13, 1997
#24 UCLA 66, at #11 ARIZ 64
Mar. 8, 1997
#12 ARIZ 80, at #23 STAN 81

1997-98 (6)

Jan. 3, 1998
#9 UCLA 75, at #8 ARIZ 87
Jan. 17, 1998
#9 UCLA 80, at #5 STAN 93
Jan. 29, 1998
#6 ARIZ 93, at #4 STAN 75
Feb. 12, 1998
#14 STAN 84, at #9 UCLA 81
Feb. 28, 1998
#8 STAN 58, at #2 ARIZ 90
Mar. 7, 1998
#2 ARIZ 91, at #19 UCLA 87

1998-99 (6)

Jan. 2, 1999
#6 ARIZ 75, at #10 UCLA 82
Jan. 16, 1999
#4 STAN 72, at #10 UCLA 59
Jan. 28, 1999
#3 STAN 76, at #13 ARIZ 78
Feb. 2, 1999
#7 ARIZ 83, at #6 STAN 98
Feb. 11, 1999
#9 UCLA 73, at #6 STAN 77
Mar. 6, 1999
#12 UCLA 70, at #13 ARIZ 87

1999-2000 (5)

Jan. 8, 2000
#5 ARIZ 68, at #1 STAN 65
Jan. 20, 2000
#2 ARIZ 76, at #25 UCLA 61
Feb. 3, 2000
#23 ORE 71, at #9 ARIZ 77
Feb. 12, 2000
#24 ORE 61, at #2 STAN 76
Mar. 9, 2000
#2 STAN 81, at #9 ARIZ 86

2000-01 (6)

Jan. 6, 2001
#2 STAN 85, at #16 ARIZ 76
Jan. 18, 2001
#20 USC 58, at #17 ARIZ 71
Feb. 1, 2001
#21 USC 71, at #1 STAN 77
Mar. 3, 2001
#1 STAN 85, at #12 UCLA 79
Feb. 15, 2001
#8 ARIZ 77, at #24 UCLA 79 (OT)
Mar. 8, 2001
#8 ARIZ 76, at #1 STAN 75

2001-02 (18)

Jan. 17, 2002
#18 USC 80, at #15 ARIZ 97
Jan. 19, 2002
#9 UCLA 86, at #15 ARIZ 96
Jan. 24, 2002
#17 STAN 86, at #13 UCLA 76
Jan. 26, 2002
#17 STAN 82, at #23 USC 90
Feb. 2, 2002
#19 ARIZ 88, at #18 STAN 82 (OT)

Feb. 6, 2002
#25 USC 65, at #15 UCLA 67
Feb. 7, 2002
#13 ORE 87, at #10 STAN 90 (OT)
Feb. 14, 2002
#9 ARIZ 76, at #20 UCLA 77
Feb. 16, 2002
#9 ARIZ 89, at #25 USC 94
Feb. 21, 2002
#20 USC 77, at #10 STAN 58
Feb. 23, 2002
#25 UCLA 95, at #10 STAN 92
Feb. 28, 2002
#17 STAN 76, at #14 ARIZ 71
#13 ORE 67, at #19 USC 65
Mar. 2, 2002
#21 CAL 53, at #14 ARIZ 99
Mar. 7, 2002 (Pac-10 Tournament)
#22 USC 103, #16 STAN 78
Mar. 8, 2002 (Pac-10 Tournament)
#15 ARIZ 90, #25 CAL 78
#22 USC 89, #9 ORE 78
Mar. 9, 2002 (Pac-10 Tourn.)
#15 ARIZ 81, #22 USC 71

2002-03 (5)

Jan. 2, 2003
#4 ARIZ 81, at #9 ORE 72
Feb. 1, 2003
#20 CAL 80, at #1 ARIZ 95
Feb. 27, 2003
#1 ARIZ 88, at #23 CAL 75
Mar. 1, 2003
#1 ARIZ 72, at #19 STAN 69
Mar. 8, 2003
#22 CAL 60, at #17 STAN 72

2003-04 (2)

Jan. 10, 2004
#4 STAN 82, at #3 ARIZ 72
Feb. 7, 2004
#12 ARIZ 77, at #2 STAN 80

2004-05 (3)

Jan. 27, 2005
#10 WASH 82, at #11 ARIZ 91
Feb. 26, 2005
#9 ARIZ 85, at #14 WASH 93
Mar. 12, 2005 (Pac-10 Tourn.)
#14 WASH 81, #8 ARIZ 72

2005-06 (3)

Jan. 5, 2006
#17 UCLA 85, at #21 ARIZ 79
Jan. 14, 2006
#13 WASH 69, at #11 UCLA 65
Feb. 11, 2006
#12 UCLA 67, at #23 WASH 70

2006-07 (16)

Dec. 31, 2006
#14 WASH 74, at #1 UCLA 96
Jan. 4, 2007
#7 ARIZ 96, at #24 WASH 87
Jan. 6, 2007
#1 UCLA 66, at #16 ORE 68
Jan. 14, 2007
#15 ORE 79, at #10 ARIZ 77
Jan. 20, 2007
#11 ARIZ 69, #3 at UCLA 73
Jan. 27, 2007
#9 ORE 77, at #20 WSU 74 (OT)
Feb. 1, 2007
#18 WSU 72, at #20 ARIZ 66
#9 ORE 57, at #5 UCLA 69
Feb. 7, 2007
#19 USC 65, at #1 UCLA 70
Feb. 8, 2007
#25 STAN 45, at #14 WSU 58

Feb. 10, 2007
#24 ARIZ 77, at #13 ORE 74
Feb. 15, 2007
#22 USC 80, at #19 ARIZ 75
Feb. 17
#5 UCLA 81, at #19 ARIZ 66
Feb. 22, 2007
#9 WSU 59, at #23 ORE 64
Mar. 1, 2007
#2 UCLA 53, at #13 WSU 45
Mar. 3, 2007
#23 USC 86, at #13 WSU 88 (2 OT)

2007-08 (10)

Jan. 3, 2008
#5 UCLA 76, at #24 STAN 67
Jan. 5, 2008
#22 USC 46, at #24 STAN 52
Jan. 12, 2008
#4 WSU 74, at #5 UCLA 81
Jan. 26, 2008
#6 WSU 56, at #24 ASU 55
Feb. 2, 2008
#14 STAN 67, at #9 WSU 65 (OT)
Feb. 7, 2008
#5 UCLA 67, at #17 WSU 59
Mar. 1, 2008
#22 WSU 53, at #8 STAN 60
Mar. 6, 2008
#7 STAN 67, at #3 UCLA 77 (OT)
Mar. 14, 2008 (Pac-10 Tourn.)
#11 STAN 75, #21 WSU 64
Mar. 15, 2008 (Pac-10 Tourn.)
#3 UCLA 67, #11 STAN 64

2008-09 (6)

Jan. 17, 2009
#16 ASU 61, at #9 UCLA 58 (OT)
Jan. 31, 2009
#23 WASH 84, at #14 ASU 71
Feb. 12, 2009
#11 UCLA 67, at #18 ASU 74
Feb. 19, 2009
#22 WASH 76, at #20 UCLA 85
Feb. 26, 2009
#14 ASU 70, at #21 WASH 73 (OT)
Mar. 13, 2009 (Pac-10 Tourn.)
#13 WASH 65, #23 ASU 75

2009-10

None

2010-11

None

2011-12

None

2012-13 (1)

Mar. 4, 2013 (Pac-12 Tournament)
#21 UCLA 66, #18 ARIZ 64

2013-14 (2)

Jan. 10, 2014
#10 ORE 91, at #20 COLO 100
Mar. 15, 2014 (Pac-12 Tournament)
#20 UCLA 75, #4 ARIZ 71

2014-15 (2)

Jan. 17, 2015
#8 UTAH 51, at #10 ARIZ 69
Feb. 28, 2015
#7 ARIZ 63, at #13 UTAH 57

2015-16 (7)

Jan. 28, 2016
#23 ORE 83, at #18 ARIZ 75
Feb. 14, 2016
#23 USC 78, at #17 ARIZ 86
Feb. 27, 2016
#9 ARIZ 64, at #22 UTAH 70
Mar. 3, 2016
#25 CAL 61, at #18 ARIZ 64
Mar. 11, 2016 (Pac-12 Tournament)
#8 ORE 95, #15 ARIZ 89 (OT)
#12 UTAH 82, #24 CAL 78 (OT)
Mar. 12, 2016 (Pac-12 Tournament)
#8 ORE 88, #12 UTAH 57

2016-17 (8)

Dec. 28, 2016
#2 UCLA 87, at #21 ORE 89
Dec. 30, 2016
#22 USC 61, at #21 ORE 84
Jan. 21, 2017
#14 ARIZ 96, at #3 UCLA 85
Feb. 4, 2017
#5 ARIZ 58, at #13 ORE 85
Feb. 9, 2017
#5 ORE 79, at #10 UCLA 82
Feb. 25, 2017
#5 UCLA 77, at #4 ARIZ 72
March 10, 2017 (Pac-12 Tournament)
#7 ARIZ 86, #3 UCLA 75
#7 ARIZ 83, #5 ORE 80

Ranking Notes:

- Associated Press polls began with the 1948-49 season.
- The AP poll was reduced from 20 teams to 10 teams in 1961-62.
- The AP poll expanded back to 20 teams during the 1968-69 season.
- The AP poll expanded from 20 teams to 25 teams during the 1989-90 season.
- 195 games have been played pitting two ranked Pac-12 teams.
- 39 games featured both teams ranked in the Top-10.
- Seven Conference games featured both teams ranked in the Top-5:

| | |
|------|---------------------|
| 1971 | #2 USC vs. #3 UCLA |
| 1971 | #1 UCLA vs. #3 USC |
| 1981 | #1 OSU vs. #5 ASU |
| 2000 | #1 STAN vs. #5 ARIZ |
| 2004 | #4 STAN vs. #3 ARIZ |
| 2008 | #4 WSU vs. #5 UCLA |
| 2017 | #4 ARIZ vs. #5 UCLA |
- Home teams are 106-72 (.596) (17 games played at neutral sites)
- Higher-ranked teams own a 113-82 (.579) record.
- Conference breakdown during the ranking periods:

| | |
|-----------|---------------------------------------|
| 1949-1959 | Pacific Coast |
| 1960-1968 | Athletic Association of Western Univ. |
| 1969-1978 | Pacific-8 |
| 1979-2011 | Pacific-10 |
| 2012- | Pac-12 |

The Pac-12 Conference has won 16 NCAA basketball titles, second-most of any conference behind only the ACC (17) . . . Oregon's Tall Firs won the first NCAA Championship in 1939. Stanford claimed the national title in 1942, followed by Utah in 1944 and California in 1959 . . . UCLA established a basketball dynasty that included 10 titles in 12 seasons and a winning streak of seven consecutive NCAA crowns . . . In 1997, Arizona became the sixth different Pac-12 institution to capture the NCAA basketball title.

| School (Seasons) | Yrs | W-L | Pct. | 1st | 2nd | 3rd | 4th |
|--|-----|----------------|-------------|-----------|----------|-----------|----------|
| Arizona (1951, 76-77, 85-09, 11, 13-17) | 34 | 56-33 | .629 | 1 | 1 | 2 | 0 |
| Arizona State (1958, 61-64, 73, 75, 80-81, 91, 95, 03, 09, 14) | 14 | 13-15 | .464 | 0 | 0 | 0 | 0 |
| California (1946, 57-60, 90, 93-94, 96-97, 2001-03, 06, 09-10, 12-13, 16) | 19 | 20-19 | .513 | 1 | 1 | 0 | 1 |
| Colorado (1940, 42, 46, 54-55, 62-63, 69, 97, 2003, 12-14, 16) | 14 | 10-16 | .385 | 0 | 0 | 1 | 0 |
| Oregon (1939, 45, 60-61, 95, 00, 02-03, 07-08, 13-17) | 15 | 23-14 | .622 | 1 | 0 | 1 | 0 |
| Oregon State (1947, 49, 55, 62-64, 66, 75, 80-82, 84-85, 88-90, 2016) | 17 | 12-20 | .375 | 0 | 0 | 0 | 2 |
| Stanford (1942, 89, 92, 95-05, 07-08, 14) | 17 | 23-16 | .590 | 1 | 0 | 1 | 0 |
| UCLA (1950, 52, 56, 62-65, 67-81, 83, 87, 89-02, 2005-09, 11, 13-15, 17) | 48 | 106-41 | .721 | 11 | 2 | 4 | 1 |
| USC (1940, 54, 60-61, 79, 82, 85, 91-92, 97, 01-02, 07-09, 11, 16-17) | 18 | 14-20 | .412 | 0 | 0 | 1 | 1 |
| Utah (1944-45, 55-56, 59-61, 66, 77-79, 81, 83, 86, 91, 93, 95-00, 02-05, 09, 15-16) | 29 | 38-32 | .543 | 1 | 1 | 0 | 2 |
| Washington (1943, 48, 51, 53, 76, 84-86, 98-99, 04-06, 09-11) | 16 | 18-17 | .515 | 0 | 0 | 1 | 0 |
| Washington State (1941, 80, 83, 94, 07-08) | 6 | 6-6 | .500 | 0 | 1 | 0 | 0 |
| TOTALS | | 339-249 | .577 | 16 | 6 | 11 | 7 |

Records of the following schools were later voided by the NCAA: UCLA (1980 – 5-1), OSU (1980 – 0-1, 1981 – 0-1, 1982 – 2-1), CAL (1996 – 0-1).

Note: Several current Pac-12 members competed in the NCAA Tournament while members of other conferences. Those teams and their records are Arizona (2-3), Arizona State (7-7), Colorado (9-12), Oregon (2-2), Oregon State (5-4), Utah (35-30).

**YEARLY NCAA TOURNAMENT RESULTS
(Pac-12 schools only – Field size in parenthesis)**

1938-39 (8 teams)

ORE 56, Texas 41 West RSF Mar. 20. San Francisco, Calif.
 ORE 55, Oklahoma 37 West RF Mar. 21. San Francisco, Calif.
 ORE 46, Ohio State 33 NC Mar. 27 Evanston, Ill.

1939-40 (8 teams)

USC 38, COLO 32 West RSF Mar. 20 Kansas City, Mo.
 Kansas 43, USC 42 West RF Mar. 21 Kansas City, Mo.

USC 38, COLO 32 West RSF Mar. 20 Kansas City, Mo.
 Rice 60, COLO 56 West R3rd Mar. 21 Kansas City, Mo.
 (COLO not a Conference member at time of game)

1940-41 (8 teams)

WSU 48, Creighton 39 West RSF Mar. 20 Kansas City, Mo.
 WSU 64, Arkansas 53 West RF Mar. 22 Kansas City, Mo.
 Wisconsin 39, WSU 34 NC Mar. 29 Kansas City, Mo.

1941-42 (8 teams)

STAN 53, Rice 47 West RSF Mar. 20 Kansas City, Mo.
 STAN 46, COLO 35 West RF Mar. 21 Kansas City, Mo.
 STAN 53, Dartmouth 38 NC Mar. 28 Kansas City, Mo.

COLO 46, Kansas 44 West RSF Mar. 20 Kansas City, Mo.
 STAN 46, COLO 35 West RF Mar. 21 Kansas City, Mo.
 (COLO not a Conference member at time of game)

1942-43 (8 teams)

Texas 59, WASH 55 West RSF Mar. 26 Kansas City, Mo.
 Oklahoma 58, WASH 43 West R3rd Mar. 27 Kansas City, Mo.

1943-44 (8 teams)

UTAH 45, Missouri 35 West RSF Mar. 24 Kansas City, Mo.
 UTAH 40, Iowa State WRF Mar. 25 Kansas City, Mo.
 UTAH 42, Dartmouth 40 (OT) NC Mar. 28 New York, N.Y.
 (UTAH not a Conference member at time of game)

1944-45 (8 teams)

Arkansas 79, ORE 76 West RSF Mar. 23 Kansas City, Mo.
 ORE 69, UTAH 66 West R3rd Mar. 24 Kansas City, Mo.

ORE 69, UTAH 66 West R3rd Mar. 24 Kansas City, Mo.
 (UTAH not a Conference member at time of game)

1945-46 (8 teams)

CAL 50, COLO 44 West RSF Mar. 22 Kansas City, Mo.
 Oklahoma A&M 52, CAL 35 West RF Mar. 23 Kansas City, Mo.
 Ohio State 63, CAL 45 N3rd Mar. 26 New York, N.Y.

CAL 50, COLO 44 West RSF Mar. 22 Kansas City, Mo.
 COLO 59, Baylor 44 West R3rd Mar. 23 Kansas City, Mo.

1946-47 (8 teams)

Oklahoma 56, OSU 54 West RSF Mar. 21 Kansas City, Mo.
 OSU 63, Wyoming 46 West R3rd Mar. 22 Kansas City, Mo.

1947-48 (8 teams)

Baylor 64, WASH 62 West RSF Mar. 19 Kansas City, Mo.
 WASH 57, Wyoming 47 West R3rd Mar. 20 Kansas City, Mo.

1948-49 (8 teams)

OSU 56, Arkansas 38 West RSF Mar. 18 Kansas City, Mo.
 Oklahoma A&M 55, OSU 30 West RF Mar. 19 Kansas City, Mo.
 Illinois 83, OSU 53 N3rd Mar. 23 New York, N.Y.

1949-50 (8 teams)

Bradley 73, UCLA 59 West RSF Mar. 24 Kansas City, Mo.
 Brigham Young 83, UCLA 62 West R3rd Mar. 25 Kansas City, Mo.

1950-51 (16 teams)

WASH 62, Texas A&M 40 West 1st Mar. 22 Kansas City, Mo.
 Oklahoma A&M 61, WASH 57 West RSF Mar. 23 Kansas City, Mo.
 WASH 80, Brigham Young 67 West R3rd Mar. 24 Kansas City, Mo.

Kansas State 61, ARIZ 59 West 1st Mar. 21 Kansas City, Mo.
 (ARIZ not a Conference member at time of game)

1951-52 (16 teams)

Santa Clara 68, UCLA 59 West 1st Mar. 22 Corvallis, Ore.
 Oklahoma City 55, UCLA 53 West R3rd Mar. 22 Corvallis, Ore.

1952-53 (22 teams)

WASH 92, Seattle 70 West RSF Mar. 13 Seattle, Wash.
 WASH 74, Santa Clara 62 West RF Mar. 14 Corvallis, Ore.
 Kansas 79, WASH 53 NSF Mar. 17 Kansas City, Mo.
 WASH 88, Louisiana State 69 N3rd Mar. 18 Kansas City, Mo.

1953-54 (24 teams)

USC 73, Idaho State 59 West RSF Mar. 12 Corvallis, Ore.
 USC 66, Santa Clara 65 West RF Mar. 13 Corvallis, Ore.
 Bradley 74, USC 72 NSF Mar. 19 Kansas City, Mo.
 Penn State 70, USC 61 N3rd Mar. 20 Kansas City, Mo.

Bradley 76, COLO 64 WRSF Mar. 12 Stillwater, Okla.
 Rice 78, COLO 55 WR3rd Mar. 13 Stillwater, Okla.

1954-55 (24 teams)

OSU 83, Seattle 71 West RSF Mar. 11 Corvallis, Ore.
 San Francisco 57, OSU 56 West RF Mar. 12 Corvallis, Ore.

San Francisco 78, UTAH 59 West RSF Mar. 11 Corvallis, Ore.
 UTAH 108, Seattle 85 West R3rd Mar. 12 Corvallis, Ore.
 (UTAH not a Conference member at time of game)

1955-56 (24 teams)

San Francisco 72, UCLA 61 West RSF Mar. 16..... Corvallis, Ore.
 UCLA 94, Seattle 70..... West R3rd..... Mar. 17..... Corvallis, Ore.

COLO 69, Tulsas 59 West RSF Mar. 10..... Manhattan, Kan.
 COLO 93, Bradley 81 West RF Mar. 15..... Manhattan, Kan.
 San Francisco 62, COLO 50 NSF Mar. 19..... Kansas City, Mo.
 COLO 75, Iowa 54 N3rd Mar. 21..... Kansas City, Mo.
 (COLO not a Conference member at time of game)

UTAH 81, Seattle 72 West RSF Mar. 16..... Corvallis, Ore.
 San Francisco 92, UTAH 77 West RF Mar. 17..... Corvallis, Ore.
 (UTAH not a Conference member at time of game)

1956-57 (23 teams)

CAL 86, Brigham Young 59 West RSF Mar. 15..... Corvallis, Ore.
 San Francisco 50, CAL 46..... West RF Mar. 16..... Corvallis, Ore.

1957-58 (24 teams)

CAL 54, Idaho State 43 West RSF Mar. 14..... Daly City, Calif.
 Seattle 66, CAL 62 OT West RF Mar. 15..... Daly City, Calif.
 Idaho State 72, ASU 68..... West 1st..... Mar. 12..... Berkeley, Calif.
 (ASU not a Conference member at time of game)

1958-59 (22 teams)

CAL 71, UTAH 53 West RSF Mar. 13..... Daly City, Calif.
 CAL 66, Saint Mary's (Calif.) 46..... West RF Mar. 14..... Daly City, Calif.
 CAL 64, Cincinnati 58 NSF Mar. 20..... Louisville, Ky.
 CAL 71, West Virginia 70..... NC..... Mar. 21..... Louisville, Ky.

CAL 71, UTAH 53 West RSF Mar. 13..... Daly City, Calif.
 Idaho State 71, UTAH 65 West R3rd..... Mar. 14..... Daly City, Calif.
 (UTAH not a Conference member at time of game)

1959-60 (25 teams)

CAL 71, Idaho State 44 West 1st..... Mar. 8..... Daly City, Calif.
 CAL 69, Santa Clara 49 West RSF Mar. 11..... Seattle, Wash.
 CAL 70, ORE 49..... West RF Mar. 12..... Seattle, Wash.
 CAL 77, Cincinnati 69 NSF Mar. 18..... Daly City, Calif.
 Ohio State 75, CAL 55..... NC..... Mar. 19..... Daly City, Calif.

UTAH 80, USC 73..... West 1st..... Mar. 7..... Corvallis, Ore.

ORE 68, New Mexico State 60..... West 1st..... Mar. 7..... Corvallis, Ore.
 ORE 65, UTAH 64..... West RSF Mar. 11..... Corvallis, Ore.
 CAL 70, ORE 49..... West RF Mar. 12..... Seattle, Wash.
 (ORE not a Pac-12 member at time of game)

UTAH 80, USC 73..... West 1st..... Mar. 8..... Provo, Utah
 Oregon 65, Utah 54 West RSF Mar. 11..... Seattle, Wash.
 UTAH 89, Santa Clara 81 West R3rd..... Mar. 12..... Seattle, Wash.
 (UTAH not a Conference member at time of game)

1960-61 (24 teams)

USC 81, ORE 79 West 1st..... Mar. 15..... Portland, Ore.
 ASU 86, USC 71 West RSF Mar. 17..... Portland, Ore.
 Loyola Marymount 69, USC 67 West RF Mar. 24..... Kansas City, Mo.

ASU 72, Seattle 70..... West 1st..... Mar. 15..... Portland, Ore.
 ASU 86, USC 71 West RSF Mar. 17..... Portland, Ore.
 UTAH 88, ASU 80..... West RF Mar. 18..... Portland, Ore.
 (ASU not a Conference member at time of game)

USC 81, ORE 79 West 1st..... Mar. 15..... Portland, Ore.
 (ORE not a Pac-12 member at time of game)

UTAH 91, Loyola Marymount 75 West RSF Mar. 17..... Portland, Ore.
 UTAH 88, ASU 80..... West RF Mar. 18..... Portland, Ore.
 Cincinnati 82, UTAH 67 NSF Mar. 24..... Kansas City, Mo.
 St. Joseph's 127, UTAH 120 (4OT)..... N3rd..... Mar. 25..... Kansas City, Mo..
 (UTAH not a Conference member at time of game)

1961-62 (25 teams)

UCLA 73, Utah State 62..... West RSF Mar. 16..... Provo, Utah
 UCLA 88, OSU 69..... West RF Mar. 17..... Provo, Utah
 Cincinnati 72, UCLA 70..... NSF Mar. 23..... Louisville, Ky.
 Wake Forest 82, UCLA 80 N3rd..... Mar. 24..... Louisville, Ky.

OSU 69, Seattle 65 West 1st..... Mar. 13..... Corvallis, Ore.
 OSU 69, Pepperdine 67 West RSF Mar. 16..... Provo, Utah
 UCLA 88, OSU 69..... West SF Mar. 17..... Provo, Utah
 (OSU not a Conference member at time of game)

Utah State 78, ASU 73..... West 1st..... Mar. 13..... Corvallis, Ore.
 (ASU not a Conference member at time of game)

COLO 67, Texas Tech 60 West RSF Mar. 16..... Manhattan, Kan.
 Cincinnati 73, COLO 46..... West RF Mar. 17..... Manhattan, Kan.
 (COLO not a Conference member at time of game)

1962-63 (25 teams)

ASU 93, UCLA 79 West RSF Mar. 11..... Eugene, Ore.
 ASU 79, Utah State 75 (OT) West 1st..... Mar. 11..... Eugene, Ore.
 ASU 93, UCLA 79 West RSF Mar. 15..... Provo, Utah
 OSU 83, ASU 65..... West SF Mar. 16..... Provo, Utah
 (ASU not a Conference member at time of game)

OSU 70, Seattle 66 West 1st..... Mar. 11..... Eugene, Ore.
 OSU 65, San Francisco 61 West RSF Mar. 15..... Provo, Utah
 OSU 83, ASU 65..... West RF Mar. 16..... Provo, Utah
 Cincinnati 80, OSU 46 NSF Mar. 22..... Louisville, Ky.
 Duke 85, OSU 63..... N3rd..... Mar. 23..... Louisville, Ky.
 (OSU not a Conference member at time of game)

COLO 78, Oklahoma City 72..... Midwest RSF Mar. 15..... Lawrence, Kan.
 Cincinnati 67, COLO 60..... Midwest R3rd .. Mar. 16..... Lawrence, Kan.
 (COLO not a Conference member at time of game)

1963-64 (25 teams)

UCLA 95, Seattle 90..... West RSF Mar. 13..... Corvallis, Ore.
 UCLA 76, San Francisco 72 West RF Mar. 14..... Corvallis, Ore.
 UCLA 90, Kansas State 84 NSF Mar. 20..... Kansas City, Mo.
 UCLA 98, Duke 83..... NC..... Mar. 21..... Kansas City, Mo.

Seattle 61, OSU 57 West 1st..... Mar. 10..... Eugene, Ore.
 (OSU not a Pac-10 member at time of game)

Utah State 92, ASU 90..... West 1st..... Mar. 10..... Eugene, Ore.
 (ASU not a Conference member at time of game)

1964-65 (23 teams)

UCLA 100, Brigham Young 76 West RSF Mar. 12..... Provo, Utah
 UCLA 101, San Francisco 93 West RF Mar. 13..... Provo, Utah
 UCLA 108, Wichita State 89 NSF Mar. 19..... Portland, Ore.
 UCLA 91, Michigan 80 NC..... Mar. 20..... Portland, Ore.

1965-66 (22 teams)

OSU 63, Houston 60..... West RSF Mar. 11..... Los Angeles, Calif.
 UTAH 70, OSU 64 West RF Mar. 12..... Los Angeles, Calif.

UTAH 83, Pacific 74 West RSF Mar. 11..... Los Angeles, Calif.
 UTAH 70, OSU 64 West RF Mar. 12..... Los Angeles, Calif.
 Texas Western 85, UTAH 78..... NSF Mar. 18..... College Park, Md.
 Duke 79, UTAH 77 N3rd..... Mar. 19..... College Park, Md.
 (UTAH not a Conference member at time of game)

1966-67 (23 teams)

UCLA 109, Wyoming 60..... West RSF Mar. 17..... Corvallis, Ore.
 UCLA 80, Pacific 64..... West SF Mar. 18..... Corvallis, Ore.
 UCLA 73, Houston 58..... NSF Mar. 24..... Louisville, Ky.
 UCLA 79, Dayton 64 NC..... Mar. 25..... Louisville, Ky.

1967-68 (23 teams)

UCLA 58, New Mexico State 49..... West RSF Mar. 15..... Albuquerque, N.M.
 UCLA 87, Santa Clara 66 West RF Mar. 16..... Albuquerque, N.M.
 UCLA 101, Houston 69 NSF Mar. 22..... Los Angeles, Calif.
 UCLA 78, North Carolina 55..... NC..... Mar. 23..... Los Angeles, Calif.

1968-69 (25 teams)

UCLA 53, New Mexico State 38..... West RSF Mar. 13..... Los Angeles, Calif.
 UCLA 90, Santa Clara 52 West SF Mar. 15..... Los Angeles, Calif.
 UCLA 85, Drake 82..... NSF Mar. 20..... Louisville, Ky.
 UCLA 92, Purdue 72..... NC..... Mar. 22..... Louisville, Ky.

Colorado State 64, COLO 56..... Midwest RSF Mar. 13..... Lawrence, Kan.
 COLO 97, Texas A&M 82..... Midwest R3rd .. Mar. 15..... Lawrence, Kan.
 (COLO not a Conference member at time of game)

1969-70 (25 teams)

UCLA 88, Long Beach State 65.....West RSF.....Mar. 12..... Seattle, Wash.
 UCLA 101, Utah State 79.....West RF.....Mar. 14..... Seattle, Wash.
 UCLA 93, New Mexico State 77.....NSF.....Mar. 19..... College Park, Md.
 UCLA 80, Jacksonville 69.....NC.....Mar. 21..... College Park, Md.

1970-71 (25 teams)

UCLA 91, Brigham Young 73.....West RSF.....Mar. 18.. Salt Lake City, Utah
 UCLA 57, Long Beach State 55.....West RF.....Mar. 20.. Salt Lake City, Utah
 UCLA 68, Kansas 60.....NSF.....Mar. 25.....Houston, Texas
 UCLA 68, Villanova 62.....NC.....Mar. 27.....Houston, Texas

1971-72 (25 teams)

UCLA 90, Weber State 58.....West RSF.....Mar. 18..... Provo, Utah
 UCLA 73, Long Beach State 57.....West RF.....Mar. 20..... Provo, Utah
 UCLA 96, Louisville 77.....NSF.....Mar. 25... Los Angeles, Calif.
 UCLA 81, Florida State 76.....NC.....Mar. 25... Los Angeles, Calif.

1972-73 (25 teams)

UCLA 98, ASU 81.....West RSF.....Mar. 15... Los Angeles, Calif.
 UCLA 54, San Francisco 39.....West RF.....Mar. 17... Los Angeles, Calif.
 UCLA 70, Indiana 69.....NSF.....Mar. 24..... St. Louis, Mo.
 UCLA 87, Memphis State 66.....NC.....Mar. 25..... St. Louis, Mo.

ASU 103, Oklahoma City 78.....West 1st.....Mar. 10..... Logan, Utah
 UCLA 98, ASU 81.....West RSF.....Mar. 15... Los Angeles, Calif.
 (ASU not a Conference member at time of game)

1973-74 (25 teams)

UCLA 111, Dayton 100 (30T).....West RSF.....Mar. 14..... Tucson, Ariz.
 UCLA 83, San Francisco 60.....West RF.....Mar. 15..... Tucson, Ariz.
 N. Car. St. 80, UCLA 77 (20T).....NSF.....Mar. 24.....Greensboro, N.C.
 UCLA 78, Kansas 61.....NC3rd.....Mar. 25.....Greensboro, N.C.

1974-75 (32 teams)

UCLA 103, Michigan 91 (OT).....West 1st.....Mar. 15.....Portland, Ore.
 UCLA 67, Montana 64.....West RSF.....Mar. 20.....Portland, Ore.
 UCLA 89, ASU 75.....West RF.....Mar. 22.....Portland, Ore.
 UCLA 75, Louisville 74 (OT).....NSF.....Mar. 29..... San Diego, Calif.
 UCLA 92, Kentucky 85.....NC.....Mar. 31..... San Diego, Calif.

OSU 78, Middle Tenn. St. 67.....West 1st.....Mar. 15..... Lexington, Ky.
 Indiana 81, OSU 71.....Midwest RSF.....Mar. 20..... Dayton, Ohio
 Central Michigan 88, OSU 87.....Midwest R3rd...Mar. 22..... Tulsa, Okla.

ASU 97, Alabama 94.....West 1st.....Mar. 15..... Tempe, Ariz.
 ASU 84, Nevada-Las Vegas 81.....West RSF.....Mar. 20..... Tempe, Ariz.
 UCLA 89, ASU 75.....West RF.....Mar. 22.....Portland, Ore.
 (ASU not a Conference member at time of game)

1975-76 (32 teams)

UCLA 74, San Diego State 64.....West 1st.....Mar. 13..... Eugene, Ore.
 UCLA 70, Pepperdine 61.....West RSF.....Mar. 20..... Eugene, Ore.
 UCLA 82, ARIZ 66.....West RF.....Mar. 20... Los Angeles, Calif.
 Indiana 65, UCLA 51.....NSF.....Mar. 27..... Philadelphia, Pa.
 UCLA 106, Rutgers 92.....NC3rd.....Mar. 29..... Philadelphia, Pa.

Missouri 69, WASH 67.....Midwest 1st.....Mar. 13..... Lawrence, Kan.

ARIZ 83, Georgetown 76.....West 1st.....Mar. 13..... Tempe, Ariz.
 ARIZ 117, Nev.-L.V. 109 (OT).....West RSF.....Mar. 18..... Tempe, Ariz.
 UCLA 82, ARIZ 66.....West RF.....Mar. 20... Los Angeles, Calif.
 (ARIZ not a Conference member at time of game)

1976-77 (16 teams)

UCLA 87, Louisville 79.....West 1st.....Mar. 12.....Pocatello, Idaho
 Idaho State 76, UCLA 75.....West RSF.....Mar. 17.....Pocatello, Idaho

Southern Illinois 81, ARIZ 77.....Midwest 1st.....Mar. 12.....Omaha, Neb.
 (ARIZ not a Conference member at time of game)

UTAH 72, St. John's 68.....West 1st.....Mar. 12..... Tucson, Ariz.
 UNLV 88, UTAH 83.....West RSF.....Mar. 17..... Provo, Utah
 (UTAH not a Conference member at time of game)

1977-78 (32 teams)

UCLA 83, Kansas 76.....West 1st.....Mar. 11..... Eugene, Ore.
 Arkansas 74, UCLA 70.....West RSF.....Mar. 16..... Eugene, Ore.

UTAH 86, Missouri 79 (20T).....Midwest 1st.....Mar. 12.....Wichita, Kan.
 Notre Dame 69, UTAH 56.....Midwest RSF.....Mar. 17..... Lawrence, Kan.
 (UTAH not a Conference member at time of game)

1978-79 (40 teams)

#1 UCLA 76, #9 Pepperdine 71.....West 2nd.....Mar. 11... Los Angeles, Calif.
 UCLA 99, #4 San Francisco 81.....West RSF.....Mar. 15... Los Angeles, Calif.
 #2 DePaul 95, UCLA 91.....West RF.....Mar. 17..... Provo, Utah

#7 USC 86, #10 Utah State 67.....West 1st.....Mar. 9..... Los Angeles, Calif.
 #2 DePaul 89, USC 78.....West 2nd.....Mar. 11... Los Angeles, Calif.

#9 Pepperdine 92, #8 UTAH 88 (OT).....West 1st.....Mar. 9..... Los Angeles, Calif.
 (UTAH not a Conference member at time of game)

1979-80 (48 teams)

#8 UCLA 87, #9 Old Dominion 74.....West 1st.....Mar. 7..... Tempe, Ariz.
 UCLA 77, #1 DePaul 71.....West 2nd.....Mar. 9..... Tempe, Ariz.
 UCLA 72, #4 Ohio State 68.....West RSF.....Mar. 13..... Tucson, Ariz.
 UCLA 85, #6 Clemson 74.....West RF.....Mar. 15..... Tucson, Ariz.
 UCLA 67, #6 Purdue 62.....NSF.....Mar. 22.....Indianapolis, Ind.
 #2 Louisville 59, UCLA 52.....NC.....Mar. 24.....Indianapolis, Ind.

#5 ASU 99, #12 Loyola Marymount 71 West 1st.....Mar. 7..... Tempe, Ariz.
 #4 Ohio State 89, ASU 75.....West 2nd.....Mar. 9..... Tempe, Ariz.

#10 Lamar 81, #2 OSU 77.....West 2nd.....Mar. 8.....Ogden, Utah

#12 Pennsylvania 62, #5 WSU 55.....Midwest 1st.....Mar. 6... West Lafayette, Ind.

1980-81 (48 teams)

#8 Kansas State 50, #1 OSU 48.....West 2nd.....Mar. 14... Los Angeles, Calif.

#7 Kansas 88, #2 ASU 71.....Midwest 2nd.....Mar. 15.....Wichita, Kan.

#6 Brigham Young 78, #3 UCLA 55.....East 2nd.....Mar. 14.....Providence, R.I.

#3 UTAH 94, #11 Northeastern 69.....West 2nd.....Mar. 15..... El Paso, Texas
 #2 North Carolina 61, UTAH 56.....West RSF.....Mar. 19 Salt Lake City, Utah.\n
 (UTAH not a Conference member at time of game)

1981-82 (48 teams)

#2 OSU 70, #7 Pepperdine 51.....West 2nd.....Mar. 14..... Pullman, Wash.
 OSU 60, #3 Idaho 42.....West RSF.....Mar. 18..... Pullman, Wash.
 #1 Georgetown 69, OSU 45.....West RF.....Mar. 20..... Prove, Utah

#8 Wyoming 61, #9 USC 58.....West 1st.....Mar. 11..... Logan, Utah

1982-83 (48 teams)

#8 WSU 62, #9 Weber State 52.....West 1st.....Mar. 17..... Boise, Idaho
 #1 Virginia 54, WSU 49.....West 2nd.....Mar. 19..... Boise, Idaho

UTAH 67, #2 UCLA 61.....West 2nd.....Mar. 19..... Boise, Idaho

#10 UTAH 52, #7 Illinois 49.....West 1st.....Mar. 17..... Boise, Idaho
 UTAH 67, #2 UCLA 61.....West 2nd.....Mar. 19..... Boise, Idaho
 #6 North Carolina State 75, UTAH 56.....West RSF.....Mar. 24.....Ogden, Utah
 (UTAH not a Conference member at time of game)

1983-84 (48 teams)

#6 WASH 64, #11 Nevada-Reno 54.....West 1st.....Mar. 16..... Pullman, Wash
 WASH 80, #3 Duke 78.....West 2nd.....Mar. 23..... Pullman, Wash.
 #10 Dayton 64, WASH 58.....West RSF.....Mar. 23... Los Angeles, Calif.

#11 West Virginia 64, #6 OSU 62.....Midwest 1st.....Mar. 15..... Birmingham, Ala.

1984-85 (64 teams)

#9 Illinois State 58, #8 USC 55.....Midwest 1st.....Mar. 14..... Tulsa, Okla.

#12 Kentucky 66, #5 WASH 58.....West 1st.....Mar. 14.. Salt Lake City, Utah

#7 Notre Dame 79, #10 OSU 70.....Southeast 1st...Mar. 14.....Notre Dame, Ind.

#7 Alabama 50, #10 ARIZ 41.....West 1st.....Mar. 15...Albuquerque, N.M.

1985-86 (64 teams)

#8 Auburn 73, #9 ARIZ 63.....West 1st.....Mar. 14... Long Beach, Calif.

#5 Michigan State 72, #12 WASH 70 ..Midwest 1st.....Mar. 14..... Dayton, Ohio

#3 North Carolina 84, #14 UTAH 72 ...West 1st.....Mar. 13.....Ogden, Utah

1986-87 (64 teams)

#4 UCLA 92, #13 Central Michigan 73 West 1st.....Mar. 12.. Salt Lake City, Utah
#12 Wyoming 78, UCLA 68.....West 2ndMar. 14.. Salt Lake City, Utah

#7 UTEP 98, #10 ARIZ 91 (OT)West 1st.....Mar. 14..... Tucson, Ariz.

1987-88 (64 teams)

#1 ARIZ 90, #16 Cornell 50West 1stMar. 18.... Los Angeles, Calif.
ARIZ 84, #8 Seton Hall 55West 2ndMar. 20.... Los Angeles, Calif.
ARIZ 99, #5 Iowa 79West RSFMar. 25..... Seattle, Wash.
ARIZ 70, #2 North Carolina 52.....West RFMar. 27..... Seattle Wash.
#1 Oklahoma 86, ARIZ 78.....NSFApr. 2 Kansas City, Mo.

#5 Louisville 70, #12 OSU 61.....Southeast 1st...Mar. 17..... Atlanta, Ga.

1988-89 (64 teams)

#1 ARIZ 94, #16 Robert Morris 60West 1st.....Mar. 16..... Boise, Idaho
ARIZ 94, #9 Clemson 68.....West 2ndMar. 18..... Boise, Idaho
#4 UNLV 68, ARIZ 67West RSFMar. 23..... Denver, Colo.

#14 Siena 80, #3 STAN 78.....East 1stMar. 16.....Greensboro, N.C.

#7 UCLA 84, #10 Iowa State 74Southeast 1st...Mar. 17..... Atlanta, Ga.
#2 North Carolina 88, UCLA 81Southeast 2nd .Mar. 19..... Atlanta, Ga.

#11 Evansville 94, #6 OSU 90 OTWest 1st.....Mar. 15.. Salt Lake City, Utah

1989-90 (64 teams)

#2 ARIZ 79, #15 South Florida 67.....West 1st.....Mar. 16.... Long Beach, Calif.
#7 Alabama 77, ARIZ 55.....West 2ndMar. 18.... Long Beach, Calif.

#9 CAL 65, #8 Indiana 63.....East 1stMar. 15..... Hartford, Conn.
#1 Connecticut 74, CAL 54.....East 2ndMar. 17..... Hartford, Conn.

#12 Ball State 54, #5 OSU 53West 1st.....Mar. 15.. Salt Lake City, Utah

#7 UCLA 68, #10 UAB 56.....East 1stMar. 16..... Atlanta, Ga.
UCLA 71, #2 Kansas 70.....East 2ndMar. 18..... Atlanta, Ga.
#3 Duke 90, UCLA 81.....East RSFMar. 22..... Atlanta, Ga.

1990-91 (64 teams)

#2 ARIZ 93, St. Francis (Pa.) 80West 1st.....Mar. 14.. Salt Lake City, Utah
ARIZ 76, #10 BYU 61.....West 2ndMar. 16.. Salt Lake City, Utah
#3 Seton Hall 81, ARIZ 77West RSFMar. 21..... Seattle, Wash.

#8 ASU 79, #9 Rutgers 76.....Southeast 1st...Mar. 15..... Atlanta, Ga.
#1 Arkansas 97, ASU 90.....Southeast 2nd .Mar. 17..... Atlanta, Ga.

#13 Penn State 74, #4 UCLA 69East 1stMar. 15.....Syracuse, N.Y.

#7 Florida State 75, #10 USC 72.....Southeast 1st...Mar. 14.....Louisville, Ky.

#4 UTAH 82, #13 South Alabama 72 ..West 1st.....Mar. 15..... Tucson, Ariz.
UTAH 85, #5 Michigan State 84 (2OT) West 2ndMar. 17..... Tucson, Ariz.
#1 UNLV 83, UTAH 66.....West RSFMar. 21..... Seattle, Wash.
(UTAH not a Conference member at time of game)

1991-92 (64 teams)

#14 East Tenn. St. 87, #3 ARIZ 80.....Southeast 1st...Mar. 20..... Atlanta, Ga.

#5 Alabama 80, #12 STAN 75.....Southeast 1st...Mar. 19.....Cincinnati, Ohio

#1 UCLA 73, #16 Robert Morris 53.....West 1st.....Mar. 20..... Tempe, Ariz.
UCLA 85, #8 Louisville 69.....West 2ndMar. 22..... Tempe, Ariz.
UCLA 85, #12 New Mexico State 78.....West RSFMar. 26..... Tempe, Ariz.
#2 Indiana 106, UCLA 79West RFMar. 28...Albuquerque, N.M.

#2 USC 84, #15 La.-Monroe 54Midwest 1stMar. 19.....Milwaukee, Wisc.
#7 Georgia Tech 79, USC 78.....Midwest 2ndMar. 21.....Milwaukee, Wisc.

1992-93 (64 teams)

#15 Santa Clara 64, #2 ARIZ 61.....West 1st.....Mar. 18.. Salt Lake City, Utah

#6 CAL 66, #11 LSU 61Midwest 1stMar. 18..... Chicago, Ill.
CAL 82, #3 Duke 77Midwest 2ndMar. 20..... Chicago, Ill.
#2 Kansas 93, CAL 76Midwest RSF ...Mar. 26..... St. Louis, Mo.

#9 UCLA 81, #8 Iowa State 70West 1st.....Mar. 19..... Tucson, Ariz.
#1 Michigan 86, UCLA 84 (OT)West 2ndMar. 21..... Tucson, Ariz.

#8 UTAH 86, #9 Pittsburgh 65.....Southeast 1st...Mar. 19..... Nashville, Tenn.
#1 Kentucky 83, UTAH 62Southeast 2nd .Mar. 21..... Nashville, Tenn.
(UTAH not a Conference member at time of game)

1993-94 (64 teams)

#2 ARIZ 81, #15 Loyola (Md.) 55.....West 1st.....Mar. 18... Sacramento, Calif.
ARIZ 71, #7 Virginia 58.....West 2ndMar. 20... Sacramento, Calif.
ARIZ 82, #3 Louisville 70West RSFMar. 24... Los Angeles, Calif.
ARIZ 92, #1 Missouri 72West RFMar. 26... Los Angeles, Calif.
#1 Arkansas 91, ARIZ 82NSFApr. 2Charlotte, N.C.

#12 Green Bay 61, #5 CAL 57West 1st.....Mar. 17.....Ogden, Utah

#12 Tulsa 112, #5 UCLA 102.....Midwest 1stMar. 18 Oklahoma City, Okla.

#9 Boston College 67, #8 WSU 64East 1stMar. 18..... Landover, Md.

1994-95 (64 teams)

#12 Miami (Ohio) 71, #5 ARIZ 62Midwest 1stMar. 16..... Dayton, Ohio

#5 ASU 81, #12 Ball State 66Southeast 1st...Mar. 16..... Memphis, Tenn.
ASU 64, #13 Manhattan 54Southeast 1st...Mar. 18..... Memphis, Tenn.
#1 Kentucky 97, ASU 73.....RSFMar. 23.... Birmingham, Ala.

#11 Texas 90, #6 ORE 73West 1st.....Mar. 16.. Salt Lake City, Utah

#10 STAN 70, #7 Charlotte 68East 1stMar. 17.....Albany, N.Y.
#2 Massachusetts 75, STAN 53East 2ndMar. 19.....Albany, N.Y.

#1 UCLA 92, #16 FIU 56West 1st.....Mar. 17..... Boise, Idaho
UCLA 75, #8 Missouri 74West 2ndMar. 19..... Boise, Idaho
UCLA 86, #5 Mississippi State 67.....RSFMar. 23.....Oakland, Calif.
UCLA 102, #2 Connecticut 96.....RFMar. 25.....Oakland, Calif.
UCLA 74, #4 Oklahoma State 61NSFApr. 1 Seattle, Wash.
UCLA 89, #2 Arkansas 78.....NC.....Apr. 3 Seattle, Wash.

#4 UTAH 76, #13 Long Beach St. 64 ..West 1st.....Mar. 17..... Boise, Idaho
#5 Mississippi State 78, UTAH 64West 2ndMar. 19..... Boise, Idaho
(UTAH not a Conference member at time of game)

1995-96 (64 teams)

#3 ARIZ 90, #14 Valparaiso 51West 1st.....Mar. 15..... Tempe, Ariz.
ARIZ 87, #6 Iowa 73West 2ndMar. 17..... Tempe, Ariz.
#2 Kansas 83, ARIZ 80.....RSFMar. 22..... Denver, Colo.

#12 Iowa State 74, #5 CAL 64.....Southeast 1st...Mar. 14..... Dallas, Texas

#9 STAN 66, #8 Bradley 58East 1stMar. 14.....Providence, R.I.
#1 Massachusetts 79, STAN 74East 2ndMar. 16.....Providence, R.I.

#13 Princeton 43, #4 UCLA 41Southeast 1st...Mar. 14.....Indianapolis, Ind.

#4 UTAH 72, #13 Canisius 43.....Midwest 1stMar. 14..... Dallas, Texas
UTAH 73, #5 Iowa State 67.....Midwest 2ndMar. 16..... Dallas, Texas
#1 Kentucky 101, UTAH 70Midwest RSF ...Mar. 21...Minneapolis, Minn.
(UTAH not a Conference member at time of game)

1996-97 (64 teams)

#4 ARIZ 65, #13 South Alabama 57....Southeast 1st...Mar. 13..... Memphis, Tenn.
ARIZ 73, #12 College of Charleston 69 Southeast 2nd .Mar. 15..... Memphis, Tenn.
ARIZ 85, #1 Kansas 82RSFMar. 21.... Birmingham, Ala.
ARIZ 96, #10 Providence 92 (OT)RFMar. 23.... Birmingham, Ala.
ARIZ 66, #1 North Carolina 58.....NSFMar. 29.....Indianapolis, Ind.
ARIZ 84, #1 Kentucky 79 (OT)NC.....Mar. 31.....Indianapolis, Ind.

#5 CAL 55, #12 Princeton 52.....East 1stMar. 13 Winston-Salem, N.C.
CAL 75, #4 Villanova 68East 2ndMar. 15 Winston-Salem, N.C.
#1 North Carolina 63, CAL 57RSFMar. 21.....Syracuse, N.Y.

#6 STAN 80, #11 Oklahoma 67.....West 1st.....Mar. 14..... Tucson, Ariz.
STAN 72, #3 Wake Forest 66West 2ndMar. 16..... Tucson, Ariz.
#2 Utah 82, STAN 77 (OT)RSFMar. 20.....San Jose, Calif.

#2 UCLA 109, #15 Charleston So. 75..Midwest 1stMar. 13.. Auburn Hills, Mich.
UCLA 96, #7 Xavier 83.....Midwest 2ndMar. 15.. Auburn Hills, Mich.
UCLA 74, #6 Iowa State 73 (OT)RSFMar. 20... San Antonio, Texas
#1 Minnesota 80, UCLA 72.....RFMar. 22... San Antonio, Texas

#6 Illinois 90, #11 USC 77 Southeast 1st ... Mar. 14..... Charlotte, N.C.
 #9 COLO 80, #8 Indiana 62 East 1st Mar. 14 Winston-Salem, N.C.
 #1 North Carolina 73, COLO 56..... East 2nd Mar. 16 Winston-Salem, N.C.
 (COLO not a Conference member at time of game)

#2 UTAH 75, #15 Navy 61 West 1st Mar. 14..... Tucson, Ariz.
 UTAH 77, #7 Charlotte 58 West 2nd Mar. 26..... Tucson, Ariz.
 UTAH 82, #6 STAN 77 (OT) West RSF Mar. 20..... San Jose, Calif.
 #1 Kentucky 72, UTAH 59 West RF Mar. 22..... San Jose, Calif.
 (UTAH not a Conference member at time of game)

1997-98 (64 teams)

#1 ARIZ 99, #16 Nicholls State 60 West 1st Mar. 12.... Sacramento, Calif.
 ARIZ 82, #9 Illinois State 49 West 2nd Mar. 14.... Sacramento, Calif.
 ARIZ 87, #4 Maryland 79 RSF Mar. 19..... Anaheim, Calif.
 #3 Utah 76, ARIZ 51 RF Mar. 21..... Anaheim, Calif.

#3 STAN 67, #14 Col. of Charleston 57 .. Midwest 1st Mar. 13..... Chicago, Ill.
 STAN 83, #11 Western Michigan 65..... Midwest 2nd.... Mar. 15..... Chicago, Ill.
 STAN 67, #2 Purdue 59 RSF Mar. 20..... St. Louis, Mo.
 STAN 79, #8 Rhode Island 77 RF Mar. 22..... St. Louis, Mo.
 #2 Kentucky 86, STAN 85 (OT) NSF Mar. 28... San Antonio, Texas

#6 UCLA 65, #11 Miami, Fla. 62 South 1st Mar. 13..... Atlanta, Ga.
 UCLA 85, #3 Michigan 82 South 2nd..... Mar. 15..... Atlanta, Ga.
 #2 Kentucky 94, UCLA 68 RSF Mar. 20... St. Petersburg, Fla.

#11 WASH 69, #6 Xavier 68 East 1st Mar. 12..... Washington, D.C.
 WASH 81, #14 Richmond 66 East 2nd Mar. 14..... Washington, D.C.
 #2 Connecticut 75, WASH 74 RSF Mar. 19..... Greensboro, N.C.

#3 UTAH 85, #14 San Francisco 68... West 1st Mar. 12..... Boise, Idaho
 UTAH 75, #6 Arkansas 69 West 2nd Mar. 14..... Boise, Idaho
 UTAH 65, #10 West Virginia 62 West RSF Mar. 19..... Anaheim Calif.
 UTAH 76, #1 ARIZ 51 West RF Mar. 21..... Anaheim, Calif.
 UTAH 65, #1 North Carolina 59 NSF Mar. 28... San Antonio, Texas
 #2 Kentucky 78, UTAH 69 NC..... Mar. 30... San Antonio, Texas
 (UTAH not a Conference member at time of game)

1998-99 (64 teams)

#13 Oklahoma 61, #4 ARIZ 60 Midwest 1st Mar. 12..... Milwaukee, Wis.

#2 STAN 69, #15 Alcorn State 57 West 1st Mar. 11..... Seattle, Wash.
 #10 Gonzaga 82, STAN 74 West 2nd Mar. 13..... Seattle, Wash.

#12 Detroit 56, #5 UCLA 53 South 1st Mar. 11..... Indianapolis, Ind.

#10 Miami (Ohio) 59, #7 WASH 58 Midwest 1st Mar. 12..... New Orleans, La.

#2 UTAH 80, #15 Arkansas State 58... Midwest 1st Mar. 12..... New Orleans, La.
 #10 Miami (Ohio) 66, UTAH 58 Midwest 2nd Mar. 14..... New Orleans, La.
 (UTAH not a Conference member at time of game)

1999-00 (64 teams)

#1 ARIZ 71, #16 Jackson State 47 West 1st Mar. 16.. Salt Lake City, Utah
 #8 Wisconsin 66, ARIZ 59 West 2nd Mar. 18.. Salt Lake City, Utah

#10 Seton Hall 72, #7 ORE 71 East 1st Mar. 17..... Buffalo, New York

#1 STAN 84, #16 S. Carolina St. South 1st Mar. 17.... Birmingham, Ala.
 #8 North Carolina 60, STAN 53 South 2nd..... Mar. 19.... Birmingham, Ala.

#6 UCLA 65, #11 Ball State 57 Midwest 1st Mar. 16... Minneapolis, Minn.
 UCLA 105, #3 Maryland 70 Midwest 2nd.... Mar. 18... Minneapolis, Minn.
 #2 Iowa State 80, UCLA 56 Midwest RSF ... Mar. 23.. Auburn Hills, Mich.

#8 UTAH 48, #9 Saint Louis 45 Midwest 1st Mar. 16..... Cleveland, Ohio
 #1 Michigan State 73, UTAH 61 Midwest 2nd Mar. 17..... Cleveland, Ohio
 (UTAH not a Conference member at time of game)

2000-01 (64 teams)

#2 ARIZ 101, #15 Eastern Illinois 76... Midwest 1st Mar. 16..... Kansas City, Mo.
 ARIZ 73, #10 Butler 52 Midwest 2nd Mar. 18..... Kansas City, Mo.
 ARIZ 66, #3 Mississippi 56 Midwest RSF ... Mar. 23... San Antonio, Texas
 ARIZ 87, #1 Illinois 81 Midwest RF Mar. 25... San Antonio, Texas
 ARIZ 80, #1 Michigan State 61 NSF Mar. 31... Minneapolis, Minn.
 #1 Duke 82, ARIZ 72 NC..... Apr. 2 Minneapolis, Minn.

#9 Fresno State 82, #8 CAL 70 South 1st Mar. 16..... Memphis, Tenn.

#1 STAN 89, #16 UNC Greensboro 60... West 1st Mar. 15..... San Diego, Calif.
 STAN 90, #9 St. Joseph's 83 West 2nd Mar. 17..... San Diego, Calif.
 STAN 78, #5 Cincinnati 65 West RSF Mar. 22..... Anaheim, Calif.
 #3 Maryland 87, STAN 73 West RF Mar. 24..... Anaheim, Calif.

#4 UCLA 61, #13 Hofstra 48 East 1st Mar. 15..... Greensboro, N.C.
 UCLA 75, #12 Utah State 50 East 2nd Mar. 17..... Greensboro, N.C.
 #1 Duke 76, UCLA 63 East RSF Mar. 22..... Philadelphia, Pa.

#6 USC 69, #11 Oklahoma State 54... East 1st Mar. 15..... Uniondale, N.Y.
 USC 74, #3 Boston College 71 East 2nd Mar. 17..... Uniondale, N.Y.
 USC 80, #2 Kentucky 76 East RSF Mar. 22..... Philadelphia, Pa.
 #1 Duke 79, USC 69 East RF Mar. 24..... Philadelphia, Pa.

2001-02 (64 teams)

#3 ARIZ 86, #14 UCSB 81 1st Mar. 14... Albuquerque, N.M.
 ARIZ 68, #11 Wyoming 60 2nd Mar. 16... Albuquerque, N.M.
 #2 Oklahoma 88, ARIZ 67 West RSF Mar. 21..... San Jose, Calif.

#6 CAL 82, #11 Pennsylvania 75 1st Mar. 15..... Pittsburgh, Pa.
 #3 Pittsburgh 63, CAL 50 2nd Mar. 17..... Pittsburgh, Pa.

#2 ORE 81, #15 Montana 62 1st Mar. 14... Sacramento, Calif.
 ORE 92, #7 Wake Forest 87 2nd Mar. 16... Sacramento, Calif.
 ORE 72, #6 Texas 70 Midwest RSF ... Mar. 22..... Madison, Wisc.
 #1 Kansas 104, ORE 86 Midwest RF Mar. 23..... Madison, Wisc.

#8 STAN 84, #9 WKU 69 1st Mar. 14... Sacramento, Calif.
 #1 Kansas 86, STAN 63 2nd Mar. 16... Sacramento, Calif.

#8 UCLA 80, #9 Mississippi 58 1st Mar. 15... Pittsburgh, Penn.
 UCLA 105, #1 Cincinnati 101 (2OT) ... 2nd Mar. 17... Pittsburgh, Penn.
 #12 Missouri 82, UCLA 73 West RSF Mar. 21..... San Jose, Calif.

#13 UNCW 93, #4 USC 89 (OT) 1st Mar. 14... Sacramento, Calif.

#5 Indiana 75, #12 UTAH 56 South 1st Mar. 14... Sacramento, Calif.
 (UTAH not a Conference member at time of game)

2002-03 (64 teams)

#1 ARIZ 80, #16 Vermont 51 1st Mar. 20.. Salt Lake City, Utah
 ARIZ 96, #9 Gonzaga 95 (2OT) 2nd Mar. 22.. Salt Lake City, Utah
 ARIZ 88, #5 Notre Dame 71 West RSF Mar. 27..... Anaheim, Calif.
 #2 Kansas 78, Arizona 75 West RF Mar. 29..... Anaheim, Calif.

#10 ASU 84, #7 Memphis 71 1st Mar. 20 Oklahoma City, Okla.
 #2 Kansas 108, ASU 76 2nd Mar. 22 Oklahoma City, Okla.

#8 CAL 76, #9 NC State 74 (OT) 1st Mar. 20 Oklahoma City, Okla.
 #1 Oklahoma 74, CAL 65 2nd Mar. 22 Oklahoma City, Okla.

#9 UTAH 60, #8 ORE 58 Midwest 1st Mar. 21..... Nashville, Tenn.

#4 STAN 77, #13 San Diego 69 1st Mar. 20..... Spokane, Wash.
 #5 Connecticut 85, STAN 74 2nd Mar. 22..... Spokane, Wash.

#7 Michigan State 79, #10 COLO 64 ... 1st Mar. Mar. 21 Tampa, Fla.

#9 UTAH 60, #8 ORE 58 Midwest 1st Mar. 21..... Nashville, Tenn.
 #1 Kentucky 74, UTAH 54 Midwest 2nd.... Mar. 23..... Nashville, Tenn.
 (UTAH not a Conference member at time of game)

2003-04 (65 teams)

#8 Seton Hall 80, #9 ARIZ 76 1st Mar. 18..... Raleigh, N.C.

#1 STAN 71, #16 UTSA 45 1st Mar. 18..... Seattle, Wash.
 #8 Alabama 70, STAN 67 2nd Mar. 20..... Seattle, Wash.

#9 UAB 102, #8 WASH 100 1st Mar. 19..... Columbus, Ohio

#6 Boston College 58, #11 UTAH 51 ... 1st Mar. 19..... St. Louis, Mo.
 (UTAH not a Conference member at time of game)

2004-05 (65 teams)

#3 ARIZ 66, #14 Utah State 53 1st Mar. 17..... Boise, Idaho
 ARIZ 85, #11 UAB 63 2nd Mar. 19..... Boise, Idaho
 ARIZ 79, #2 Oklahoma State 78 RSF Mar. 24..... Chicago, Ill.
 #1 Illinois 90, ARIZ 89 (OT) RF Mar. 26..... Chicago, Ill.

#9 Mississippi State 93, #8 STAN 70...1st.....Mar. 18.....Charlotte, N.C.
 #6 Texas Tech 78, #11 UCLA 66.....1st.....Mar. 17.....Tucson, Ariz.
 #1 WASH 88, #16 Montana 77.....1st.....Mar. 17.....Boise, Idaho
 WASH 97, #8 Pacific 79.....2nd.....Mar. 19.....Boise, Idaho
 #4 Louisville 93, WASH 79.....RSF.....Mar. 24...Albuquerque, N.M.

#6 UTAH 60, #11 UTEP 54.....1st.....Mar. 17.....Tucson, Ariz.
 UTAH 67, #3 Oklahoma 58.....2nd.....Mar. 19.....Tucson, Ariz.
 #2 Kentucky 62, UTAH 52.....RSF.....Mar. 24.....Austin, Texas
 (UTAH not a Conference member at time of game)

2005-06 (65 teams)

#8 ARIZ 94, #9 Wisconsin 75.....1st.....Mar. 17.....Philadelphia, Pa.
 #1 Villanova 82, ARIZ 78.....2nd.....Mar. 19.....Philadelphia, Pa.

#10 NC State 58, #7 CAL 52.....1st.....Mar. 17.....Dallas, Texas

#2 UCLA 78, #15 Belmont 44.....1st.....Mar. 16.....San Diego, Calif.
 UCLA 62, #10 Alabama 59.....2nd.....Mar. 18.....San Diego, Calif.
 UCLA 73, #3 Gonzaga 71.....RSF.....Mar. 23.....Oakland, Calif.
 UCLA 50, #1 Memphis 45.....RF.....Mar. 25.....Oakland, Calif.
 UCLA 59, #4 LSU 45.....NSF.....Apr. 1.....Indianapolis, Ind.
 #3 Florida 73, UCLA 57.....NC.....Apr. 3.....Indianapolis, Ind.

#5 WASH 75, #12 Utah State 61.....1st.....Mar. 16.....San Diego, Calif.
 WASH 67, #4 Illinois 64.....2nd.....Mar. 18.....San Diego, Calif.
 #1 Connecticut 98, WASH 92 (OT).....RSF.....Mar. 24.....Washington, D.C.

2006-07 (65 teams)

#9 Purdue 72, #8 ARIZ 63.....1st.....Mar. 16.....New Orleans, La.

#3 ORE 58, #14 Miami (Ohio) 56.....1st.....Mar. 16.....Spokane, Wash.
 ORE 75, #11 Winthrop 61.....2nd.....Mar. 18.....Spokane, Wash.
 ORE 76, #7 UNLV 72.....RSF.....Mar. 23.....St. Louis, Mo.
 #1 Florida 85, ORE 77.....RF.....Mar. 25.....St. Louis, Mo.

#6 Louisville 78, #11 STAN 58.....1st.....Mar. 15.....Lexington, Ky.

#2 UCLA 70, #15 Weber State 42.....1st.....Mar. 15...Sacramento, Calif.
 UCLA 54, #7 Indiana 49.....2nd.....Mar. 17...Sacramento, Calif.
 UCLA 64, #3 Pittsburgh 55.....RSF.....Mar. 22.....San Jose, Calif.
 UCLA 68, #1 Kansas 55.....RF.....Mar. 24.....San Jose, Calif.
 #1 Florida 76, UCLA 66.....NSF.....Mar. 31.....Atlanta, Ga.

#5 USC 77, #12 Arkansas 60.....1st.....Mar. 16.....Spokane, Wash.
 USC 87, #4 Texas 68.....2nd.....Mar. 18.....Spokane, Wash.
 #1 North Carolina 74, USC 64.....RSF.....Mar. 23 East Rutherford, N.J.

#3 WSU 70, #14 Oral Roberts 54.....1st.....Mar. 15...Sacramento, Calif.
 #6 Vanderbilt 78, WSU 74 (2OT).....2nd.....Mar. 17...Sacramento, Calif.

2007-08 (65 teams)

#7 West Virginia 75, #10 ARIZ 65.....1st.....Mar. 20.....Washington, D.C.

#8 Mississippi State 76, #9 ORE 69.....1st.....Mar. 21.....Little Rock, Ark.

#3 STAN 77, #14 Cornell 53.....1st.....Mar. 20.....Anaheim, Calif.
 STAN 82, #6 Marquette 81.....2nd.....Mar. 22.....Anaheim, Calif.
 #2 Texas 82, STAN 62.....RSF.....Mar. 28.....Houston, Texas

#1 UCLA 70, #16 Miss. Valley 29.....1st.....Mar. 20.....Anaheim, Calif.
 UCLA 51, #9 Texas A&M 49.....2nd.....Mar. 22.....Anaheim, Calif.
 UCLA 88, #12 Western Kentucky 27...RSF.....Mar. 27.....Phoenix, Ariz.
 UCLA 76, #3 Xavier 57.....RF.....Mar. 29.....Phoenix, Ariz.
 #1 Memphis 78, UCLA 63.....NSF.....Apr. 5.....San Antonio, Texas

#11 Kansas State 80, #6 USC 67.....1st.....Mar. 20.....Omaha, Neb.

#4 WSU 71, #13 Winthrop 40.....1st.....Mar. 20.....Denver, Colo.
 WSU 61, #5 Notre Dame 41.....2nd.....Mar. 22.....Denver, Colo.
 #1 North Carolina 68, WSU 47.....RSF.....Mar. 27.....Charlotte, N.C.

2008-09 (65 teams)

#12 ARIZ 84, #5 Utah 71.....1st.....Mar. 20.....Miami, Fla.
 ARIZ 71, #13 Cleveland State 57.....2nd.....Mar. 22.....Miami, Fla.
 #1 Louisville 103, ARIZ 64.....RSF.....Mar. 27.....Indianapolis, Ind.

#6 ASU 66, #11 Temple 57.....1st.....Mar. 20.....Miami, Fla.
 #3 Syracuse 78, ASU 67.....2nd.....Mar. 22.....Miami, Fla.

#10 Maryland 84, #7 CAL 71.....1st.....Mar. 19.....Kansas City, Mo.

#6 UCLA 65, #11 VCU 64.....1st.....Mar. 19.....Philadelphia, Pa.
 #3 Villanova 89, UCLA 69.....2nd.....Mar. 21.....Philadelphia, Pa.

#10 USC 72, #7 Boston College 55.....1st.....Mar. 20...Minneapolis, Minn.
 #2 Michigan State, 74, USC 69.....2nd.....Mar. 22...Minneapolis, Minn.

#4 WASH 71, #13 Mississippi State 58 1st.....Mar. 19.....Portland, Ore.
 #5 Purdue 76, WASH 74.....2nd.....Mar. 21.....Portland, Ore.

#12 ARIZ 84, #5 UTAH 71.....1st.....Mar. 20.....Miami, Fla.
 (UTAH not a Conference member at time of game)

2009-10 (65 teams)

#8 CAL 77, #9 Louisville 62.....1st.....Mar. 19.....Jacksonville, Fla.
 #1 Duke 68, California 53.....2nd.....Mar. 21.....Jacksonville, Fla.

#11 WASH 80, #6 Marquette 78.....1st.....Mar. 18.....San Jose, Calif.
 WASH 82, #3 New Mexico 64.....2nd.....Mar. 20.....San Jose, Calif.
 #2 West Virginia 69, WASH 56.....RSF.....Mar. 25.....Syracuse, N.Y.

2010-11 (68 teams)

#5 ARIZ 77, #12 Memphis 75.....2nd.....Mar. 18.....Tulsa, Okla.
 ARIZ 70, #4 Texas 69.....3rd.....Mar. 19.....Tulsa, Okla.
 ARIZ 93, #1 Duke 77.....RSF.....Mar. 24.....Anaheim, Calif.
 #3 Connecticut 65, ARIZ 63.....RF.....Mar. 26.....Anaheim, Calif.

#7 UCLA 78, #10 Michigan State 76...2nd.....Mar. 17.....Tampa, Fla.
 #2 Florida 73, UCLA 65.....3rd.....Mar. 19.....Tampa, Fla.

#11 VCU 73, #11 USC 65.....1st.....Mar. 16.....Dayton, Ohio

#7 WASH 68, #10 Georgia 65.....2nd.....Mar. 18.....Charlotte, N.C.
 #2 North Carolina 86, WASH 83.....3rd.....Mar. 20.....Charlotte, N.C.

2011-12 (68 teams)

#12 South Florida 65, #12 CAL 54.....1st.....Mar. 14.....Dayton, Ohio

#11 COLO 68, #6 UNLV 64.....2nd.....Mar. 15...Albuquerque, N.M.
 #3 Baylor 80, COLO 63.....3rd.....Mar. 17...Albuquerque, N.M.

2012-13 (68 teams)

#6 ARIZ 81, #11 Belmont 64.....2nd.....Mar. 21...Salt Lake City, Utah
 ARIZ 74, #14 Harvard 51.....3rd.....Mar. 23...Salt Lake City, Utah
 #2 Ohio State 73, ARIZ 70.....RSF.....Mar. 28...Los Angeles, Calif.

#12 CAL 64, #5 UNLV 61.....2nd.....Mar. 21.....San Jose, Calif.
 #4 Syracuse 66, CAL 60.....3rd.....Mar. 23.....San Jose, Calif.

#7 Illinois 57, #10 COLO 49.....2nd.....Mar. 22.....Austin, Texas

#12 ORE 60, #5 Oklahoma State 55...2nd.....Mar. 21.....San Jose, Calif.
 ORE 74, #4 Saint Louis 57.....3rd.....Mar. 23.....San Jose, Calif.
 #1 Louisville 77, ORE 69.....RSF.....Mar. 28.....Indianapolis, Ind.

#11 Minnesota 83, #6 UCLA 63.....2nd.....Mar. 22.....Austin, Texas

2013-14 (68 teams)

#1 ARIZ 68, #16 Weber State 59.....2nd.....Mar. 21.....San Diego, Calif.
 ARIZ 84, #8 Gonzaga 61.....3rd.....Mar. 23.....San Diego, Calif.
 ARIZ 70, #4 San Diego State 64.....RSF.....Mar. 27.....Anaheim, Calif.
 #2 Wisconsin 64, ARIZ 63 (OT).....RF.....Mar. 29.....Anaheim, Calif.

#7 Texas 87, #10 ASU 85.....2nd.....Mar. 20.....Milwaukee, Wis.

#9 Pittsburgh 77, #8 COLO 48.....2nd.....Mar. 20.....Orlando, Fla.

#7 ORE 87, #10 BYU 68.....2nd.....Mar. 20.....Milwaukee, Wis.
 #2 Wisconsin 85, ORE 77.....3rd.....Mar. 22.....Milwaukee, Wis.

#10 STAN 58, #7 New Mexico 53.....2nd.....Mar. 21.....St. Louis, Mo.
 STAN 60, #2 Kansas 57.....3rd.....Mar. 23.....St. Louis, Mo.
 #11 Dayton 72, STAN 82.....RSF.....Mar. 27.....Memphis, Tenn.

#4 UCLA 76, #13 Tulsa 59.....2ndMar. 21..... San Diego, Calif.
 UCLA 77, #12 Stephen F. Austin 60.....3rdMar. 23..... San Diego, Calif.
 #1 Florida 79, UCLA 68RSFMar. 27..... Memphis, Tenn.

2014-15 (68 teams)

#2 ARIZ 93, #15 Texas Southern 72.....2ndMar. 19.....Portland, Ore.
 ARIZ 73, #10 Ohio State 583rdMar. 21.....Portland, Ore.
 ARIZ 68, #6 Xavier 60RSFMar. 26..... Los Angeles, Calif.
 #1 Wisconsin 85, ARIZ 78.....RFMar. 28..... Los Angeles, Calif.

#8 ORE 79, #9 Oklahoma State 73.....2ndMar. 20.....Omaha, Neb.
 #1 Wisconsin 72, ORE 653rdMar. 22.....Omaha, Neb.

#11 UCLA 60, #6 SMU 592ndMar. 19.....Louisville, Ky.
 UCLA 92, #14 UAB 753rdMar. 21.....Louisville, Ky.
 #2 Gonzaga 74, UCLA 62.....RSFMar. 27.....Houston, Texas

#5 UTAH 57, #12 Stephen F. Austin 50.....2ndMar. 21.....Portland, Ore.
 UTAH 75, #4 Georgetown 643rdMar. 23.....Portland, Ore.
 #1 Duke 63, UTAH 57RSFMar. 27.....Houston, Texas

2015-16 (68 teams)

#11 Wichita State 65, #6 ARIZ 551st.....Mar. 17.....Providence, R.I.

#12 Hawai'i 77, #4 CAL 661st.....Mar. 18..... Spokane, Wash.

#9 Connecticut 74, #8 COLO 67.....1st.....Mar. 17..... Des Moines, Iowa

#1 ORE 91, #16 Holy Cross 52.....1st.....Mar. 18..... Spokane, Wash.
 ORE 69, #8 Saint Joseph's 642ndMar. 20..... Spokane, Wash.
 ORE 82, #4 Duke 68.....RSFMar. 24..... Anaheim, Calif.
 #2 Oklahoma 80, ORE 68RFMar. 26..... Anaheim, Calif.

#10 VCU 75, #7 OSU 671st.....Mar. 18.....Oklahoma City, Okla.

#9 Providence 70, #8 USC 69.....1st.....Mar. 17.....Raleigh, N.C.

#3 UTAH 80, #14 Fresno State 691st.....Mar. 17..... Denver, Colo.

#11 Gonzaga 82, UTAH 592ndMar. 19..... Denver, Colo.

2016-17 (68 teams)

#2 ARIZ 100, North Dakota 82.....1st.....Mar. 16.. Salt Lake City, Utah
 ARIZ 69, #7 St. Mary's (Calif.) 602ndMar. 18.. Salt Lake City, Utah
 #11 Xavier 73, ARIZ 71.....RSFMar. 23.....San Jose, Calif.

#3 ORE 83, #14 Iona 771st.....Mar. 17..... Sacramento, Calif.
 ORE 75, #11 Rhode Island 72.....2ndMar. 19..... Sacramento, Calif.
 ORE 69, #7 Michigan 68.....RSFMar. 23..... Kansas City, Mo.
 ORE 74, #1 Kansas 60.....RFMar. 25..... Kansas City, Mo.
 #1 North Carolina 77, ORE 76.....NSFApr. 1Glendale, Ariz.

#3 UCLA 97, #14 Kent State 801st.....Mar. 17..... Sacramento, Calif.

UCLA 79, #6 Cincinnati 672ndMar. 19..... Sacramento, Calif.

#2 Kentucky 86, UCLA 75.....RSFMar. 24..... Memphis, Tenn.

#11 USC 75, #11 Providence 71First FourMar. 15..... Dayton, Ohio

USC 66, #6 SMU 651st.....Mar. 17..... Tulsa, Okla.

#3 Baylor 82, USC 782ndMar. 19..... Tulsa Okla.

NCAA CHAMPIONS FROM THE PAC-12 (16)

1938-39 Oregon
 1941-42 Stanford
 1943-44 Utah
 1958-59 California
 1963-64 UCLA
 1964-65 UCLA
 1966-67 UCLA
 1967-68 UCLA
 1968-69 UCLA
 1969-70 UCLA
 1970-71 UCLA
 1971-72 UCLA
 1972-73 UCLA
 1974-75 UCLA
 1994-95 UCLA
 1996-97 Arizona

NCAA No. 1 SEEDS (16) (seeding started in 1979):

1979 - UCLA
 1981 - Oregon State
 1988 - Arizona
 1989 - Arizona
 1992 - UCLA
 1995 - UCLA
 1998 - Arizona
 2000 - Arizona, Stanford
 2001 - Stanford
 2003 - Arizona
 2004 - Stanford
 2005 - Washington
 2008 - UCLA
 2014 - Arizona
 2016 - Oregon

NCAA SWEET 16 FROM THE PAC-12 (62) (since 1979):

1979 - UCLA
 1980 - UCLA
 1982 - Oregon State
 1983 - Utah*
 1984 - Washington
 1988 - Arizona
 1989 - Arizona
 1990 - UCLA
 1991 - Arizona, Utah*
 1992 - UCLA
 1993 - California
 1994 - Arizona
 1995 - Arizona State, UCLA
 1996 - Arizona, Utah*
 1997 - Arizona, California, Stanford, UCLA, Utah*
 1998 - Arizona, Stanford, UCLA, Utah*, Washington
 2000 - UCLA
 2001 - Arizona, Stanford, UCLA, USC
 2002 - Arizona, Oregon, UCLA
 2003 - Arizona
 2005 - Arizona, Utah*, Washington
 2006 - UCLA, Washington
 2007 - Oregon, UCLA, USC
 2008 - Stanford, UCLA, Washington State
 2009 - Arizona
 2010 - Washington
 2011 - Arizona
 2013 - Arizona, Oregon
 2014 - Arizona, Stanford, UCLA
 2015 - Arizona, UCLA, Utah
 2016 - Oregon
 2017 - Arizona, Oregon, UCLA

* - Utah not a member of Pac-12 at time of Sweet Sixteen appearance

NCAA ELITE EIGHT FROM THE PAC-12 (26) (since 1979):

1980 - UCLA
 1988 - Arizona
 1992 - UCLA
 1994 - Arizona
 1995 - UCLA
 1997 - Arizona, UCLA, Utah*
 1998 - Arizona, Stanford, Utah*
 2001 - Arizona, Stanford, USC
 2002 - Oregon
 2003 - Arizona
 2005 - Arizona
 2006 - UCLA
 2007 - Oregon, UCLA
 2008 - UCLA
 2011 - Arizona
 2014 - Arizona
 2015 - Arizona
 2016 - Oregon
 2017 - Oregon


* - Utah not a member of Pac-12 at time of Elite Eight appearance

NCAA FINAL FOUR FROM THE PAC-12 (12) (since 1979):

1980 - UCLA
 1988 - Arizona
 1994 - Arizona
 1995 - UCLA
 1997 - Arizona
 1998 - Stanford, Utah*
 2001 - Arizona
 2006 - UCLA
 2007 - UCLA
 2008 - UCLA
 2017 - Oregon

* - Utah not a member of Pac-12 at time of Final Four appearance

The Pac-12 has had considerable success in the National Invitation Tournament (NIT), as five current members have captured the NIT crown - Colorado (1940), Utah (1947), UCLA (1985), Stanford (1991, 2012, 2015) and California (1999). Colorado also finished second in 1991, as did Utah in 1974. Meanwhile third-place finishes were turned in by Oregon in 1975 and 2004, Colorado in 1955 and 2011, Utah in 1992, and Washington State in 2011. The league now stands at 99-84 (.541) in America's original postseason tourney. The records of all Pac-12 members in the NIT:



| School (Seasons) | Yrs | W-L | PCT | 1st | 2nd | 3rd | 4th |
|---|-----|--------------|-------------|----------|----------|----------|----------|
| Arizona (1946, 50-51, 12) | 4 | 0-4 | .000 | 0 | 0 | 0 | 0 |
| Arizona State (1983, 90, 92-94, 98, 00, 02, 05, 08, 10, 13, 15) | 13 | 7-13 | .350 | 0 | 0 | 0 | 0 |
| California (1986-87, 89, 99-00, 08, 11, 14, 17) | 9 | 14-8 | .636 | 1 | 0 | 0 | 0 |
| Colorado (1938, 40, 91, 95, 99-00, 04, 06, 11, 17) | 10 | 12-9 | .571 | 1 | 1 | 1 | 0 |
| Oregon (1975-77, 84, 88, 90, 97, 99, 04, 12) | 10 | 13-11 | .542 | 0 | 0 | 2 | 1 |
| Oregon State (1979, 83, 87, 05) | 4 | 3-4 | .429 | 0 | 0 | 0 | 0 |
| Stanford (1988, 90-91, 94, 06, 12-13, 15) | 8 | 18-5 | .783 | 3 | 0 | 0 | 0 |
| UCLA (1985-86) | 2 | 5-1 | .833 | 1 | 0 | 0 | 0 |
| USC (1973, 93-94, 99) | 4 | 2-4 | .333 | 0 | 0 | 0 | 0 |
| Utah (1944, 47, 49, 57-58, 70, 74, 87-88, 92, 01, 14, 17) | 13 | 11-12 | .478 | 1 | 0 | 1 | 0 |
| Washington (1980, 82, 87, 96-97, 12-13, 16) | 8 | 7-8 | .467 | 0 | 0 | 1 | 0 |
| Washington State (1992, 95-96, 09, 11) | 5 | 7-5 | .500 | 0 | 0 | 1 | 0 |
| TOTALS | | 99-84 | .541 | 6 | 1 | 5 | 1 |

Note: Arizona (0-3), Colorado (12-8), and Utah (11-10) combined to post a 23-21 record while not Conference members. Thus, Pac-12 representatives' record in the NIT is now 76-63 (.547). Pac-12 members also combine for a 96-81 (.542) record in NIT games which did not match two Conference members.

YEARLY NIT RESULTS

(Pac-12 schools only – Field size in parenthesis)

1937-38

COLO 48, New York University 47Semi..... Mar. 14..... New York, N.Y.
 Temple 60, COLO 34.....Champ Mar. 16..... New York, N.Y.
 (COLO not Pac-12 member at time of game)

1939-40

COLO 52, DePaul 37.....Semi..... Mar. 13..... New York, N.Y.
 COLO 51, Duquesne 40.....Champ Mar. 14..... New York, N.Y.
 (COLO not Conference member at time of game)

1943-44

Kentucky 46, UTAH 381st..... Mar. 20..... New York, N.Y.
 (UTAH not Conference member at time of game)

1945-46 (8 teams)

Kentucky 77, ARIZ 53.....1st..... n/a..... New York, N.Y.
 (ARIZ not Conference member at time of game)

1946-47 (12 teams)

UTAH 45, Duquesne 44.....1st..... Mar. 17..... New York, N.Y.
 UTAH 64, West Virginia 62.....Semi..... Mar. 19..... New York, N.Y.
 UTAH 49, Kentucky 45Champ Mar. 24..... New York, N.Y.
 (UTAH not Conferencemember at time of game)

1948-49 (12 teams)

San Francisco 64, UTAH 63.....1st..... Mar. 15..... New York, N.Y.
 (UTAH not Conference member at time of game)

1949-50 (12 teams)

LaSalle 72, ARIZ 661st..... n/a..... New York, N.Y.
 (ARIZ not Conference member at time of game)

1950-51 (12 teams)

Dayton 74, ARIZ 681st..... n/a..... New York, N.Y.
 (ARIZ not Conference member at time of game)

1956-57

Memphis State 77, UTAH 75.....1st..... Mar. 16..... New York, N.Y.
 (UTAH not Conference member at time of game)

1957-58

St. John's 71, UTAH 70.....1st..... Mar. 15..... New York, N.Y.
 (UTAH not Conference member at time of game)

1969-70 (16 teams)

UTAH 78, Duke 751st..... Mar. 14..... New York, N.Y.
 Marquette 83, UTAH 63.....2nd Mar. 17..... New York, N.Y.
 (UTAH not Conference member at time of game)

1972-73 (16 teams)

Notre Dame 69, USC 651st..... n/a..... New York, N.Y.

1973-74 (16 teams)

UTAH 102, Rutgers 89.....1st..... Mar. 17..... New York, N.Y.
 UTAH 92, Memphis 782nd Mar. 21..... New York, N.Y.
 UTAH 117, Boston College 93.....Semi Mar. 23..... New York, N.Y.
 Purdue 87, UTAH 81Champ Mar. 24..... New York, N.Y.
 (UTAH not Conference member at time of game)

1974-75 (16 teams)

ORE 85, St. Peter's 791st..... Mar. 16..... New York, N.Y.
 ORE 68, Oral Roberts 59.....2nd Mar. 20..... New York, N.Y.
 Princeton 58, ORE 57Semi Mar. 22..... New York, N.Y.
 ORE 80, St. John's 78Consolation..... Mar. 23..... New York, N.Y.

1975-76 (16 teams)

N. Car.-Charlotte 79, ORE 721st..... n/a..... New York, N.Y.

1976-77 (16 teams)

ORE 90, Oral Roberts 89.....1st..... n/a..... New York, N.Y.
 St. Bonaventure 76, ORE 732nd n/a..... New York, N.Y.

1978-79 (24 teams)

Nevada 62, OSU 61 (20T)1st..... n/a..... Corvallis, Ore.

1979-80 (32 teams)

Nevada-Las Vegas 93, WASH 731st..... Mar. 7..... Las Vegas, Nev.

1981-82 (32 teams)

WASH 66, Brigham Young 63.....1st..... Mar. 10..... Provo, Utah
 Texas A&M 69, WASH 65.....2nd Mar. 15..... Seattle, Wash.

1982-83 (32 teams)

OSU 77, Idaho 591st..... n/a..... Corvallis, Ore.
 OSU 88, New Orleans 712nd n/a..... Corvallis, Ore.
 Fresno State 76, OSU 67.....Semi n/a..... Corvallis, Ore.

ASU 87, Cal State Fullerton 83.....1st..... n/a..... Tempe, Ariz.

Texas Christian 78, ASU 76.....2nd n/a..... Tempe, Ariz.

1983-84 (32 teams)

Santa Clara 66, ORE 531st..... Mar. 15..... Eugene, Ore.

1984-85 (32 teams)

UCLA 78, Montana 471st..... Mar. 13..... Los Angeles, Calif.
 UCLA 82, Nebraska 632nd Mar. 19..... Los Angeles, Calif.
 UCLA 53, Fresno State 43.....3rd Mar. 23..... Los Angeles, Calif.
 UCLA 75, Louisville 66Semi Mar. 27..... New York, N.Y.
 UCLA 65, Indiana 62Champ. Mar. 29..... New York, N.Y.

1985-86 (32 teams)

Loyola Marymount 80, CAL 751st..... Mar. 13..... Berkeley, Calif.

UC Irvine 80, UCLA 74.....1st..... Mar. 13.... Los Angeles, Calif.

1986-87 (32 teams)

WASH 98, Montana St. 90 (OT).....1st..... Mar. 11..... Bozeman, Mont.

WASH 73, Boise State 68.....2nd Mar. 16..... Seattle, Wash.

Nebraska 81, WASH 763rd Mar. 21..... Lincoln, Neb.

CAL 72, Cal St. Full. 68 (OT)1st..... Mar. 13..... Berkeley, Calif.

CAL 65, OSU 622nd Mar. 17..... Corvallis, Ore.

Arkansas-Little Rock 80, CAL 733rd Mar. 21..... Little Rock, Ark.

OSU 85, New Mexico 821st..... Mar. 11...Albuquerque, N.M.

CAL 65, OSU 622nd Mar. 17..... Corvallis, Ore.

Boise State 62, UTAH 611st..... Mar. 11..... Boise, Idaho
(UTAH not Conference member at time of game)**1987-88 (32 teams)**

ORE 81, Santa Clara 651st..... Mar. 17..... Eugene, Ore.

New Mexico 78, ORE 592nd Mar. 22...Albuquerque, N.M.

STAN 80, Long Beach State 771st..... Mar. 17..... Stanford, Calif.

Arkansas State 60, STAN 592nd Mar. 22..... Stanford, Calif.

Evansville 66, UTAH 55.....1st..... Mar. 17..... Evansville, Ind.

(UTAH not Conference member at time of game)

1988-89 (32 teams)

CAL 73, Hawaii 571st..... Mar. 16..... Berkeley, Calif.

Connecticut 73, CAL 722nd Mar. 20..... Hartford, Conn.

1989-90 (32 teams)

Long Beach State 86, ASU 711st..... Mar. 16..... Tempe, Ariz.

New Mexico 89, ORE 781st..... Mar. 16...Albuquerque, N.M.

Hawaii 69, STAN 571st..... Mar. 15..... Honolulu, Hawaii

1990-91 (32 teams)

STAN 93, Houston 861st..... Mar. 13..... Stanford, Calif.

STAN 80, Wisconsin 72.....2nd Mar. 18..... Madison, Wis.

STAN 78, Southern Illinois 68.....3rd Mar. 21..... Carbondale, Ill.

STAN 73, Massachusetts 71Semi..... Mar. 25..... New York, N.Y.

STAN 78, Oklahoma 72.....Champ Mar. 27..... New York, N.Y.

COLO 71, Michigan 64.....1st..... Mar. 13..... Boulder, Colo.

COLO 83, Wyoming 75.....2nd Mar. 18..... Boulder, Colo.

COLO 81, Arkansas State 753rd Mar. 21..... Boulder, Colo.

Oklahoma 88, Colorado 78.....Semi..... Mar. 25 New York, N.Y.

COLO 98, Massachusetts 91Consolation..... Mar. 27..... New York, N.Y.

(COLO not Conference member at time of game)

1991-92 (32 teams)

ASU 71, UC Santa Barbara 651st..... Mar. 19.Santa Barbara, Calif.

Utah 60, ASU 582nd Mar. 24..... Tempe, Ariz.

WSU 72, Minnesota 701st..... Mar. 18..... Pullman, Wash.

New Mexico 79, WSU 712nd Mar. 23...Albuquerque, N.M.

UTAH 72, Ball State 571st..... Mar. 19.. Salt Lake City, Utah

UTAH 60, ASU 58.....2nd Mar. 24..... Tempe, Ariz.

UTAH 84, Rhode Island 723rd Mar. 27.. Salt Lake City, Utah

Notre Dame 58, UTAH 55Semi..... Mar. 30..... New York, N.Y.

UTAH 81, Florida 78.....Consolation..... Apr. 1 New York, N.Y.

(UTAH not Conference member at time of game)

1992-93 (32 teams)

Georgetown 78, ASU 68.....1st..... Mar. 18..... Tempe, Ariz

USC 90, Nevada-Las Vegas 74.....1st..... Mar. 17..... Las Vegas, Nev.

USC 71, Pepperdine 592nd Mar. 22... Los Angeles, Calif.

Minnesota 76, USC 58.....3rd Mar. 24.. Bloomington, Minn.

1993-94 (32 teams)

Brigham Young 74, ASU 671st..... Mar. 17..... Provo, Utah

Gonzaga 80, STAN 76.....1st..... Mar. 17..... Stanford, Calif.

Fresno State 79, USC 76.....1st..... Mar. 16..... Fresno, Calif.

1994-95 (32 teams)

WSU 94, Texas Tech 821st..... Mar. 15..... Pullman, Wash.

WSU 83, Illinois State 80.....2nd Mar. 20..... Normal, Ill.

Canisius 89, WSU 803rd Mar. 23..... Buffalo, N.Y.

New Mexico State 98, COLO 83.....1st..... Mar. 15..... Las Cruces, N.M.

(COLO not Conference member at time of game)

1995-96 (32 teams)

Michigan State 64, WASH 501st..... Mar. 13.. East Lansing, Mich.

WSU 92, Gonzaga 73.....1st..... Mar. 14..... Pullman, Wash.

Nebraska 82, WSU 732nd Mar. 19..... Lincoln, Neb.

1996-97 (32 teams)

Hawaii 71, ORE 61.....1st..... Mar. 12..... Honolulu, Hawaii

Nebraska 67, WASH 631st..... Mar. 12..... Lincoln, Neb.

1997-98 (32 teams)

Hawaii 90, ASU 73.....1st..... Mar. 11..... Honolulu, Hawaii

1998-99 (32 teams)

CAL 79, Fresno State 711st..... Mar. 10..... Oakland, Calif.

CAL 58, DePaul 572nd Mar. 16..... Chicago, Ill.

CAL 71, Colorado State 623rd Mar. 18..... Oakland, Calif.

CAL 85, ORE 69.....Semi..... Mar. 23..... New York, N.Y.

CAL 61, Clemson 60Champ Mar. 25..... New York, N.Y.

ORE 67, Georgia Tech 64.....1st..... Mar. 10..... Eugene, Ore.

ORE 93, Wyoming 72.....2nd Mar. 15..... Eugene, Ore.

ORE 77, Texas Christian 68.....3rd Mar. 17..... Ft. Worth, Texas

CAL 85, ORE 69.....Semi..... Mar. 23..... New York, N.Y.

Xavier 106, ORE 75.....Consolation..... Mar. 25..... New York, N.Y.

Wyoming 81, USC 77.....1st..... Mar. 10..... Laramie, Wyo.

COLO 65, Pepperdine 611st..... Mar. 10..... Boulder, Colo.

Colorado State 86, COLO 76.....2nd Mar. 16..... Boulder, Colo.

(COLO not Conference member at time of game)

1999-00 (32 teams)

CAL 70, Long Beach State 66.....1st Mar. 15..... Oakland, Calif.

CAL 60, Georgetown 492nd Mar. 21..... Oakland, Calif.

Wake Forest 79, CAL 56.....3rd Mar. 23 Winston-Salem, N.C.

ASU 83, New Mexico State 77.....1st..... Mar. 15 Tempe, Ariz.

NC State 60, ASU 572nd Mar. 21..... Raleigh, N.C.

Southern Illinois 94, COLO 921st..... Mar. 16..... Boulder, Colo.

(COLO not Conference member at time of game)

2000-01 (32 teams)

Memphis 71, UTAH 621st..... Mar. 13.. Salt Lake City, Utah

(UTAH not Conference member at time of game)

2001-02 (32 teams)

UNLV 96, ASU 911st..... Mar. 12..... Las Vegas, Nev.

2003-04 (32 teams)

ORE 77, Colorado 72 (OT).....1st..... Mar. 17..... Eugene, Ore.

ORE 68, George Mason 54.....2nd Mar. 23..... Eugene, Ore.

ORE 65, Notre Dame 613rd Mar. 25..... South Bend, Ind.

Michigan 78, ORE 53.....Semi..... Mar. 30..... New York, N.Y.

ORE 77, COLO 72 (OT)1st..... Mar. 17..... Eugene, Ore.

(COLO not Conference member at time of game)

2004-05 (32 teams)

UNLV 89, ASU 781st..... Mar. 17..... Las Vegas, Nev.

CS Fullerton 85, OSU 83 (OT)1st..... Mar. 16..... Corvallis, Ore.

2005-06 (32 teams)

STAN 65, Virginia 49.....Opening Rd Mar. 14..... Stanford, Calif.

Missouri State 76, STAN 67.....1st..... Mar. 17..... Springfield, Mo.

Old Dominion 79, COLO 61.....1st..... Mar. 15..... Boulder, Colo.

(COLO not Conference member at time of game)

2007-08 (32 teams)

ASU 64, Alabama State 53.....1st.....Mar. 18.....Tempe, Ariz.
 ASU 65, Southern Illinois 512ndMar. 20.....Tempe, Ariz.
 Florida 70, ASU 573rdMar. 25.....Tempe, Ariz.

CAL 68, New Mexico 66.....1st.....Mar. 19.....Berkeley, Calif.
 Ohio State 73, CAL 56.....2ndMar. 24.....Columbus, Ohio

2008-09 (32 teams)

Saint Mary's 68, WSU 571st.....Mar. 17.....Moraga, Calif.

2009-10 (32 teams)

Jacksonville 67, ASU 66.....1st.....Mar. 16.....Tempe, Ariz.

2010-11 (32 teams)

CAL 77, Mississippi 74.....1st.....Mar. 16.....Berkeley, Calif.
 Colorado 89, CAL 72.....2ndMar. 18.....Boulder, Colo.

COLO 81, Texas Southern 74.....1st.....Mar. 16.....Boulder, Colo.
 COLO 89, CAL 72.....2ndMar. 18.....Boulder, Colo.
 COLO 81, Kent State 74.....3rdMar. 22.....Boulder, Colo.
 Alabama 62, COLO 61Semi.....Mar. 29.....New York, N.Y.
 (COLO not Conference member at time of game)

WSU 85, Long Beach State 741st.....Mar. 16.....Pullman, Wash.
 WSU 74, Oklahoma State 642ndMar. 21.....Pullman, Wash.
 WSU 69, Northwestern 66 (OT).....3rdMar. 23.....Pullman, Wash.
 Wichita State 75, WSU 44Semi.....Mar. 29.....New York, N.Y.

2011-12 (32 teams)

Bucknell 65, ARIZ 54.....1st.....Mar. 13.....Tucson, Ariz.

ORE 96, LSU 761st.....Mar. 13.....Eugene, Ore.
 ORE 108, Iowa 97.....2ndMar. 18.....Eugene, Ore.
 WASH 90, ORE 863rdMar. 20.....Seattle, Wash.

STAN 76, Cleveland State 65.....1st.....Mar. 13.....Stanford, Calif.
 STAN 92, Illinois State 88.....2ndMar. 19.....Stanford, Calif.
 STAN 84, Nevada 563rdMar. 21.....Stanford, Calif.
 STAN 74, MassachusettsSemi.....Mar. 28.....New York, N.Y.
 STAN 75, Minnesota 51FinalsMar. 30.....New York, N.Y.

WASH 82, Texas-Arlington 72.....1st.....Mar. 13.....Seattle, Wash.
 WASH 76, Northwestern 55.....2ndMar. 16.....Seattle, Wash.
 WASH 90, ORE 863rdMar. 20.....Seattle, Wash.
 Minnesota 68, WASH 67 (OT)Semi.....Mar. 28.....New York, N.Y.

2012-13 (32 teams)

ASU 83, Detroit 68.....1st.....Mar. 20.....Tempe, Ariz.
 Baylor 89, ASU 862ndMar. 22.....Waco, Texas

STAN 58, Stephen F. Austin 571st.....Mar. 20.....Stanford, Calif.
 Alabama 66, STAN 54.....2ndMar. 22.....Tuscaloosa, Ala.

BYU 90, WASH 791st.....Mar. 20.....Provo, Utah

2013-14 (32 teams)

CAL 77, Utah Valley 641st.....Mar. 19.....Berkeley, Calif.
 CAL 75, Arkansas 642ndMar. 24.....Berkeley, Calif.
 SMU 67, CAL 66.....3rdMar. 26.....Dallas, Texas

Saint Mary's 70, UTAH 58.....1st.....Mar. 18.....Moraga, Calif.

2014-15 (32 teams)

ASU 77, Connecticut 64.....1st.....Mar. 18.....Storrs, Conn.
 Richmond 75, ASU 642ndMar. 22.....Richmond, Va.

STAN 77, UC Davis 641st.....Mar. 17.....Stanford, Calif.
 STAN 74, Rhode Island 65.....1st.....Mar. 22.....Stanford, Calif.
 STAN 78, Vanderbilt 75.....1st.....Mar. 24.....Stanford, Calif.
 STAN 67, Old Dominion 601st.....Mar. 31.....New York, N.Y.
 STAN 66, Miami, Fla. 64 (OT)1st.....Apr. 2.....New York, N.Y.

2015-16 (32 teams)

WASH 107, Long Beach State 1021st.....Mar. 15.....Seattle, Wash.
 San Diego State 93, WASH 782ndMar. 21.....San Diego, Calif.

2016-17 (32 teams)

#8 CSU Bakersfield 73, #1 CAL 66.....1st.....March 14.....Berkeley, Calif.

Boise State 73, #3 UTAH 681st.....March 14.....Salt Lake City, Utah

#4 UCF 79, #5 COLO 74.....1st.....March 15.....Orlando, Fla.

PAC-12 IN THE NIT


| YEAR | TEAM | W-L | FIN. | YEAR | TEAM | W-L | FIN. |
|----------------|-------------|------------|------------|----------------|-------------|------------|------------|
| 1937-38 | COLO | 1-1 | 2nd | 1996-97 | ORE | 0-1 | |
| 1939-40 | COLO | 2-0 | 1st | | WASH | 0-1 | |
| 1943-44 | UTAH | 0-1 | | 1997-98 | ASU | 0-1 | |
| 1945-46 | ARIZ | 0-1 | | 1998-99 | CAL | 5-0 | 1st |
| 1946-47 | UTAH | 3-0 | 1st | | COLO | 1-1 | |
| 1948-49 | UTAH | 0-1 | | | ORE | 3-2 | |
| 1949-50 | ARIZ | 0-1 | | | USC | 0-1 | |
| 1950-51 | ARIZ | 0-1 | | 1999-00 | ASU | 1-1 | |
| 1956-57 | UTAH | 0-1 | | | CAL | 2-1 | |
| 1957-58 | UTAH | 0-1 | | | COLO | 1-1 | |
| 1969-70 | UTAH | 1-1 | | 2000-01 | UTAH | 0-1 | |
| 1972-73 | USC | 0-1 | | 2001-02 | ASU | 0-1 | |
| 1973-74 | UTAH | 3-1 | 2nd | 2003-04 | COLO | 0-1 | |
| 1974-75 | ORE | 3-1 | 3rd | | ORE | 3-1 | 3rd |
| 1975-76 | ORE | 0-1 | | 2004-05 | ASU | 0-1 | |
| 1976-77 | ORE | 1-1 | | | OSU | 0-1 | |
| 1978-79 | OSU | 0-1 | | 2005-06 | COLO | 0-1 | |
| 1979-80 | WASH | 0-1 | | | STAN | 1-1 | |
| 1981-82 | WASH | 1-1 | | 2007-08 | ASU | 2-1 | |
| 1982-83 | ASU | 1-1 | | | CAL | 1-1 | |
| | OSU | 2-1 | | 2008-09 | WSU | 0-1 | |
| 1983-84 | ORE | 0-1 | | 2009-10 | ASU | 0-1 | |
| 1984-85 | UCLA | 5-0 | 1st | 2010-11 | CAL | 1-1 | |
| 1985-86 | CAL | 0-1 | | | COLO | 3-1 | |
| | UCLA | 0-1 | | | WSU | 3-1 | |
| 1986-87 | CAL | 2-1 | | 2011-12 | ARIZ | 0-1 | |
| | OSU | 1-1 | | | ORE | 2-1 | |
| | UTAH | 0-1 | | | STAN | 5-0 | 1st |
| | WASH | 2-1 | | | WASH | 3-1 | 3rd |
| 1987-88 | ORE | 1-1 | | 2012-13 | ASU | 1-1 | |
| | STAN | 1-1 | | | STAN | 1-1 | |
| | UTAH | 0-1 | | | WASH | 0-1 | |
| 1988-89 | CAL | 1-1 | | 2013-14 | CAL | 2-1 | |
| 1989-90 | ASU | 0-1 | | | UTAH | 0-1 | |
| | ORE | 0-1 | | 2014-15 | ASU | 1-1 | |
| | STAN | 0-1 | | | STAN | 5-0 | 1st |
| 1990-91 | COLO | 4-1 | 3rd | 2015-16 | WASH | 1-1 | |
| | STAN | 5-0 | 1st | 2016-17 | CAL | 0-1 | |
| 1991-92 | ASU | 1-1 | | | COLO | 0-1 | |
| | UTAH | 4-1 | 3rd | | UTAH | 0-1 | |
| | WSU | 1-1 | | | | | |
| 1992-93 | ASU | 0-1 | | | | | |
| | USC | 2-1 | | | | | |
| 1993-94 | ASU | 0-1 | | | | | |
| | STAN | 0-1 | | | | | |
| | USC | 0-1 | | | | | |
| 1994-95 | COLO | 0-1 | | | | | |
| | WSU | 2-1 | | | | | |
| 1995-96 | WASH | 0-1 | | | | | |
| | WSU | 1-1 | | | | | |

NIT CHAMPIONS FROM THE PAC-12 (7)

1939-40 Colorado
1946-47 Utah
1984-85 UCLA
1990-91 Stanford
1998-99 California
2011-12 Stanford
2014-15 Stanford

College Basketball Invitational: The 16-team field was created for the 2007-08 season. In just the third year of its existence, Oregon State captured the CBI crown. The Pac-12 made it two-in-a-row as Oregon followed with a CBI title of its own in 2011.

| School (Seasons) | Yrs | W-L | PCT | 1st | 2nd |
|--------------------------------|-----|--------------|-------------|----------|----------|
| Colorado (2015) | 1 | 1-1 | .500 | 0 | 0 |
| Oregon (2011) | 1 | 5-1 | .833 | 1 | 0 |
| Oregon State (2009-10, 12, 14) | 4 | 7-4 | .636 | 1 | 0 |
| Stanford (2009) | 1 | 2-1 | .667 | 0 | 0 |
| Utah (2008) | 1 | 1-1 | .500 | 0 | 0 |
| Washington (2008) | 1 | 0-1 | .000 | 0 | 0 |
| Washington State (2012) | 1 | 4-2 | .667 | 0 | 1 |
| TOTALS | | 20-12 | .625 | 2 | 1 |





▶ Lew Alcindor (Kareem Abdul-Jabbar), UCLA

▶ Todd Lichti, Stanford



▶ Sean Elliott, Arizona



▶ Jason Kidd, California

▶ Mel Counts, Oregon State



FIELD GOAL PERCENTAGE

| Year | Team | FG-FGA | PCT |
|---------|------|-----------|--------|
| 1959-60 | WASH | 212-510 | .417 |
| 1960-61 | WASH | 264-587 | .450 |
| 1961-62 | UCLA | 305-708 | .431 |
| 1962-63 | WASH | 245-603 | .406 |
| 1963-64 | UCLA | 494-1113 | .444 |
| 1964-65 | OSU | 304-695 | .437 |
| 1965-66 | OSU | 298-666 | .447 |
| 1966-67 | UCLA | 449-845 | .531 |
| 1967-68 | OSU | 352-681 | .517 |
| 1968-69 | UCLA | 461-860 | .536 |
| 1969-70 | UCLA | 475-974 | .488 |
| 1970-71 | ORE | 416-905 | .460 |
| 1971-72 | UCLA | 526-1047 | .502 |
| 1972-73 | UCLA | 468-937 | .499 |
| 1973-74 | UCLA | 441-877 | .503 |
| 1974-75 | OSU | 948-1938 | .489 |
| 1975-76 | OSU | 839-1594 | .526 |
| 1976-77 | UCLA | 1001-1994 | .502 |
| 1977-78 | UCLA | 954-1883 | .520 |
| 1978-79 | UCLA | 1053-1897 | .555 |
| 1979-80 | OSU | 943-1732 | .544 |
| 1980-81 | OSU | 862-1528 | .564 |
| 1981-82 | OSU | 810-1518 | .534 |
| 1982-83 | STAN | 752-1373 | .548 |
| 1983-84 | STAN | 824-1574 | .524 |
| 1984-85 | OSU | 759-1445 | .525 |
| 1985-86 | UCLA | 878-1749 | .502 |
| 1986-87 | UCLA | 960-1899 | .506 |
| 1987-88 | ARIZ | 1147-2106 | .545 |
| 1988-89 | STAN | 907-1739 | .522 |
| 1989-90 | ARIZ | 879-1754 | .501 |
| 1990-91 | UCLA | 1078-2085 | .517 |
| 1991-92 | ARIZ | 967-1921 | .503 |
| 1992-93 | UCLA | 985-1960 | .503 |
| 1993-94 | ARIZ | 1108-2288 | .484 |
| 1994-95 | WSU | 902-1743 | .517 |
| 1995-96 | UCLA | 897-1698 | .528 |
| 1996-97 | UCLA | 932-1791 | .520 |
| 1997-98 | UCLA | 985-2011 | .490 |
| 1998-99 | WASH | 749-1571 | .477 |
| 1999-00 | UCLA | 952-1984 | .480 |
| 2000-01 | STAN | 953-1865 | .511 |
| 2001-02 | ORE | 1014-2082 | .487 |
| 2002-03 | ASU | 886-1838 | .482 |
| 2003-04 | ARIZ | 942-1938 | .486 |
| 2004-05 | WASH | 1102-2271 | .485 |
| 2005-06 | UCLA | 939-1987 | .473 |
| 2006-07 | ARIZ | 846-1770 | .478 |
| 2007-08 | ORE | 858-1788 | .479 |
| 2008-09 | UCLA | 967-1973 | .490 |
| 2009-10 | CAL | 966-2028 | .476 |
| 2010-11 | ARIZ | 969-2064 | .46948 |
| 2011-12 | CAL | 893-1878 | .476 |
| 2012-13 | ASU | 902-1964 | .459 |
| 2013-14 | UCLA | 1073-2196 | .489 |
| 2014-15 | ARIZ | 1009-2068 | .488 |
| 2015-16 | UTAH | 977-2000 | .489 |
| 2016-17 | UCLA | 1210-2320 | .522• |

DEFENSIVE FG PERCENTAGE

| Year | Team | FG-FGA | PCT |
|---------|------|----------|------|
| 1982-83 | ORE | 607-1292 | .470 |
| 1983-84 | WASH | 646-1480 | .436 |
| 1984-85 | WASH | 687-1590 | .432 |
| 1985-86 | ORE | 720-1573 | .458 |
| 1986-87 | UCLA | 838-1947 | .430 |
| 1987-88 | ARIZ | 925-2160 | .428 |
| 1988-89 | ARIZ | 869-2018 | .431 |
| 1989-90 | ARIZ | 780-1990 | .392 |
| 1990-91 | ARIZ | 903-2272 | .397 |
| 1991-92 | ARIZ | 773-1887 | .410 |
| 1992-93 | ARIZ | 710-1776 | .400 |
| 1993-94 | CAL | 754-1848 | .408 |
| 1994-95 | UCLA | 864-2119 | .408 |
| 1995-96 | UCLA | 788-1908 | .413 |
| 1996-97 | CAL | 779-1898 | .410 |
| 1997-98 | STAN | 854-2052 | .416 |
| 1998-99 | STAN | 719-1894 | .380 |
| 1999-00 | STAN | 667-1893 | .352 |
| 2000-01 | ARIZ | 862-2174 | .397 |
| 2001-02 | CAL | 729-1743 | .418 |
| 2002-03 | STAN | 782-1922 | .407 |
| 2003-04 | STAN | 671-1745 | .385 |
| 2004-05 | WSU | 557-1369 | .407 |
| 2005-06 | WSU | 560-1438 | .389 |
| 2006-07 | USC | 849-2178 | .390 |
| 2007-08 | USC | 763-1935 | .394 |
| 2008-09 | WSU | 626-1616 | .387 |
| 2009-10 | USC | 591-1540 | .384 |
| 2010-11 | WSU | 814-2040 | .399 |
| 2011-12 | COLO | 812-2009 | .404 |
| 2012-13 | CAL | 753-1915 | .393 |
| 2013-14 | ARIZ | 776-2041 | .380 |
| 2014-15 | UTAH | 704-1832 | .384 |
| 2015-16 | CAL | 789-1992 | .396 |
| 2016-17 | CAL | 757-1984 | .400 |

THREE PT FG PERCENTAGE

| Year | Team | 3P-3PA | PCT |
|---------|------|---------|------|
| 1986-87 | STAN | 84-196 | .429 |
| 1987-88 | ARIZ | 254-526 | .483 |
| 1988-89 | ASU | 144-335 | .430 |
| 1989-90 | ORE | 139-347 | .401 |
| 1990-91 | STAN | 145-371 | .391 |
| 1991-92 | STAN | 129-323 | .399 |
| 1992-93 | WSU | 195-483 | .404 |
| 1993-94 | WSU | 221-598 | .370 |
| 1994-95 | ARIZ | 245-593 | .413 |
| 1995-96 | WSU | 181-464 | .390 |
| 1996-97 | WSU | 193-486 | .397 |
| 1997-98 | STAN | 262-642 | .408 |
| 1998-99 | WSU | 202-545 | .371 |
| 1999-00 | STAN | 245-613 | .400 |
| 2000-01 | STAN | 252-587 | .429 |
| 2001-02 | ORE | 304-721 | .422 |
| 2002-03 | ORE | 291-753 | .386 |
| 2003-04 | ORE | 280-708 | .395 |
| 2004-05 | ARIZ | 253-630 | .402 |
| 2005-06 | ASU | 158-418 | .378 |
| 2006-07 | USC | 207-523 | .396 |
| 2007-08 | ORE | 279-711 | .392 |
| 2008-09 | CAL | 210-492 | .427 |
| 2009-10 | CAL | 228-609 | .374 |
| 2010-11 | ARIZ | 296-745 | .397 |
| 2011-12 | STAN | 252-665 | .379 |
| 2012-13 | ARIZ | 269-725 | .371 |
| 2013-14 | OSU | 177-451 | .392 |
| 2014-15 | OSU | 184-609 | .302 |
| 2015-16 | COLO | 252-647 | .389 |
| 2016-17 | UCLA | 354-872 | .406 |

FREE THROW PERCENTAGE

| Year | Team | FT-FTA | PCT |
|---------|------|----------|------|
| 1959-60 | UCLA | 248-360 | .690 |
| 1960-61 | USC | 238-316 | .753 |
| 1961-62 | WASH | 229-326 | .702 |
| 1962-63 | WASH | 187-266 | .703 |
| 1963-64 | STAN | 249-340 | .732 |
| 1964-65 | USC | 266-374 | .711 |
| 1965-66 | OSU | 241-328 | .735 |
| 1966-67 | ORE | 247-331 | .746 |
| 1967-68 | OSU | 238-326 | .730 |
| 1968-69 | OSU | 212-312 | .679 |
| 1969-70 | WSU | 223-321 | .695 |
| 1970-71 | USC | 261-366 | .713 |
| 1971-72 | OSU | 237-321 | .738 |
| 1972-73 | OSU | 191-251 | .761 |
| 1973-74 | UCLA | 187-254 | .736 |
| 1974-75 | OSU | 395-557 | .709 |
| 1975-76 | USC | 385-508 | .758 |
| 1976-77 | OSU | 355-478 | .743 |
| 1977-78 | UCLA | 479-665 | .720 |
| 1978-79 | UCLA | 462-611 | .756 |
| 1979-80 | WSU | 494-683 | .720 |
| 1980-81 | STAN | 484-648 | .747 |
| 1981-82 | STAN | 461-633 | .728 |
| 1982-83 | STAN | 617-839 | .735 |
| 1983-84 | OSU | 450-620 | .726 |
| 1984-85 | STAN | 533-737 | .723 |
| 1985-86 | UCLA | 418-575 | .727 |
| 1986-87 | ASU | 408-547 | .746 |
| 1987-88 | ARIZ | 686*-932 | .736 |
| 1988-89 | ARIZ | 627-846 | .741 |
| 1989-90 | WASH | 408-551 | .740 |
| 1990-91 | OSU | 385-520 | .740 |
| 1991-92 | WSU | 554-729 | .760 |
| 1992-93 | WASH | 386-530 | .728 |
| 1993-94 | ARIZ | 629-884 | .712 |
| 1994-95 | STAN | 603-827 | .729 |
| 1995-96 | STAN | 558-736 | .758 |
| 1996-97 | STAN | 561-752 | .746 |
| 1997-98 | ASU | 493-661 | .746 |
| 1998-99 | ARIZ | 600-845 | .710 |
| 1999-00 | ORE | 481-646 | .745 |
| 2000-01 | ARIZ | 703-940 | .748 |
| 2001-02 | ORE | 662-861 | .769 |
| 2002-03 | ORE | 530-685 | .774 |
| 2003-04 | ARIZ | 511-650 | .786 |
| 2004-05 | ARIZ | 541-697 | .776 |
| 2005-06 | STAN | 500-655 | .763 |
| 2006-07 | CAL | 400-520 | .769 |
| 2007-08 | CAL | 533-687 | .776 |
| 2008-09 | WSU | 343-446 | .769 |
| 2009-10 | CAL | 543-717 | .757 |
| 2010-11 | ARIZ | 671-899 | .746 |
| 2011-12 | CAL | 477-641 | .744 |
| 2012-13 | UTAH | 413-547 | .755 |
| 2013-14 | ORE | 668-865 | .772 |
| 2014-15 | ORE | 466-613 | .760 |
| 2015-16 | COLO | 594-809 | .734 |
| 2016-17 | ARIZ | 635-830 | .765 |

• - Led NCAA
 All statistics based on Conference games only prior to 1974-75.

PAC-12 YEARLY LEADERS - TEAM

2017-2018

REBOUNDING

| Year | Team | G | REB | PCT |
|-----------|------|----|------|------------|
| 1961-62 | UCLA | 12 | 572 | .521 |
| 1962-63 | UCLA | 12 | 613 | .538 |
| 1963-64 | UCLA | 15 | 807 | .547 |
| 1964-65 | USC | 14 | 660 | .544 |
| 1965-66 | UCLA | 14 | 718 | .545 |
| 1966-67 | UCLA | 14 | 578 | .564 |
| 1967-68 | UCLA | 14 | 708 | .506 |
| 1968-69 | UCLA | 14 | 635 | .579 |
| 1969-70 | UCLA | 14 | 664 | .548 |
| 1970-71 | UCLA | 14 | 691 | .555 |
| 1971-72 | UCLA | 14 | 756 | .585 |
| 1972-73 | UCLA | 14 | 667 | .583 |
| 1973-74 | UCLA | 14 | 590 | .574 |
| ** | | | | AVG |
| 1974-75 | WASH | 26 | 1278 | 49.2 |
| 1975-76 | UCLA | 32 | 1379 | 43.1 |
| 1976-77 | UCLA | 29 | 1229 | 42.4 |
| 1977-78 | UCLA | 28 | 1147 | 41.0 |
| 1978-79 | ASU | 30 | 1290 | 43.0 |
| 1979-80 | ASU | 29 | 1193 | 41.1 |
| 1980-81 | ASU | 28 | 1145 | 40.9 |
| 1981-82 | ORE | 27 | 1037 | 38.4 |
| 1982-83 | WASH | 31 | 1192 | 38.5 |
| 1983-84 | ASU | 28 | 1034 | 36.9 |
| 1984-85 | UCLA | 33 | 1132 | 34.3 |
| | WASH | 32 | 1098 | 34.3 |
| 1985-86 | WASH | 31 | 1147 | 37.0 |
| 1986-87 | WASH | 35 | 1302 | 37.2 |
| 1987-88 | UCLA | 30 | 1106 | 36.9 |
| 1988-89 | USC | 32 | 1231 | 38.5 |
| 1989-90 | UCLA | 33 | 1285 | 38.9 |
| 1990-91 | ARIZ | 35 | 1422 | 40.6 |
| 1991-92 | ARIZ | 31 | 1250 | 40.3 |
| 1992-93 | ARIZ | 28 | 1208 | 43.1 |
| 1993-94 | UCLA | 28 | 1230 | 43.9 |
| 1994-95 | ARIZ | 31 | 1285 | 41.5 |
| 1995-96 | ORE | 29 | 1108 | 38.2 |
| 1996-97 | ARIZ | 34 | 1376 | 40.5 |
| 1997-98 | STAN | 35 | 1444 | 41.3 |
| 1998-99 | ARIZ | 29 | 1207 | 41.6 |
| 1999-00 | STAN | 31 | 1309 | 42.2 |
| 2000-01 | ARIZ | 36 | 1433 | 39.8 |
| 2001-02 | STAN | 30 | 1254 | 41.8 |
| 2002-03 | ARIZ | 32 | 1374 | 42.9 |
| 2003-04 | ARIZ | 30 | 1177 | 39.2 |
| 2004-05 | WASH | 35 | 1305 | 37.3 |
| 2005-06 | WASH | 33 | 1232 | 37.3 |
| 2006-07 | STAN | 31 | 1193 | 38.5 |
| 2007-08 | STAN | 36 | 1409 | 39.1 |
| 2008-09 | WASH | 35 | 1437 | 41.1 |
| 2009-10 | WASH | 36 | 1364 | 37.9 |
| 2010-11 | WASH | 35 | 1367 | 39.1 |
| 2011-12 | WASH | 35 | 1404 | 40.1 |
| 2012-13 | ORE | 37 | 1389 | 37.5 |
| 2013-14 | ARIZ | 38 | 1449 | 38.1 |
| 2014-15 | UCLA | 36 | 1367 | 38.0 |
| 2015-16 | COLO | 34 | 1433 | 42.1 |
| 2016-17 | CAL | 34 | 1323 | 38.9 |

** Rebounding based on percentage prior to 1974-75.

• - Led NCAA

All statistics based on Conference games only prior to 1974-75.

REBOUNDING MARGIN

| Year | Team | DIFF |
|---------|---------------|-------|
| 1961-62 | UCLA | +3.8 |
| 1962-63 | UCLA | +7.2 |
| 1963-64 | UCLA | +9.3 |
| 1964-65 | UCLA | +8.2 |
| | USC | +8.2 |
| 1965-66 | UCLA | +8.5 |
| 1966-67 | UCLA | +9.4 |
| 1967-68 | UCLA | +9.9 |
| 1968-69 | UCLA | +12.4 |
| 1969-70 | UCLA | +8.4 |
| 1970-71 | (unavailable) | |
| 1971-72 | UCLA | +15.6 |
| 1972-73 | UCLA | +13.6 |
| 1973-74 | UCLA | +10.9 |
| 1974-75 | ORE | +6.1 |
| 1975-76 | WASH | +5.1 |
| 1976-77 | UCLA | +4.7 |
| 1977-78 | UCLA | +7.2 |
| 1978-79 | ASU | +4.4 |
| 1979-80 | UCLA | +5.7 |
| 1980-81 | ASU | +5.2 |
| 1981-82 | UCLA | +6.0 |
| 1982-83 | ASU | +4.1 |
| 1983-84 | WASH | +2.5 |
| 1984-85 | WASH | +7.4 |
| 1985-86 | WASH | +3.9 |
| 1986-87 | WASH | +4.7 |
| 1987-88 | STAN | +6.4 |
| 1988-89 | STAN | +7.1 |
| 1989-90 | STAN | +6.2 |
| 1990-91 | STAN | +8.5 |
| 1991-92 | ARIZ | +7.3 |
| 1992-93 | ARIZ | +8.9 |
| 1993-94 | UCLA | +7.6 |
| 1994-95 | UCLA | +4.4 |
| 1995-96 | UCLA | +6.0 |
| 1996-97 | STAN | +6.4 |
| 1997-98 | STAN | +9.3 |
| 1998-99 | ARIZ | +8.1 |
| 1999-00 | STAN | +9.7 |
| 2000-01 | STAN | +7.4 |
| 2001-02 | STAN | +8.5 |
| 2002-03 | ARIZ | +6.4 |
| 2003-04 | STAN | +6.8 |
| 2004-05 | ARIZ | +4.1 |
| 2005-06 | WASH | +5.9 |
| 2006-07 | WASH | +9.0 |
| 2007-08 | UCLA | +8.2 |
| 2008-09 | WASH | +8.2 |
| 2009-10 | WASH | +3.6 |
| 2010-11 | UCLA | +4.6 |
| 2011-12 | WASH | +5.2 |
| 2012-13 | ARIZ | +6.3 |
| 2013-14 | ARIZ | +7.1 |
| 2014-15 | ARIZ | +8.8 |
| 2015-16 | ARIZ | +9.2 |
| 2016-17 | UTAH | +6.8 |

TURNOVER MARGIN

| Year | Team | DIFF |
|---------|------|-------|
| 1982-83 | OSU | +3.6 |
| 1983-84 | CAL | +2.1 |
| 1984-85 | OSU | +1.8 |
| 1985-86 | OSU | +1.8 |
| | ASU | +1.8 |
| 1986-87 | OSU | +3.8 |
| 1987-88 | OSU | +7.7 |
| 1988-89 | OSU | +8.3 |
| 1989-90 | OSU | +7.3 |
| 1990-91 | WSU | +3.6 |
| 1991-92 | WSU | +2.8 |
| | USC | +2.8 |
| 1992-93 | ASU | +8.8 |
| 1993-94 | STAN | +3.0 |
| 1994-95 | ASU | +4.4 |
| 1995-96 | ASU | +2.4 |
| 1996-97 | ASU | +5.2 |
| 1997-98 | ARIZ | +5.6 |
| 1998-99 | CAL | +4.6 |
| 1999-00 | ASU | +4.0 |
| 2000-01 | CAL | +2.6 |
| 2001-02 | USC | +5.1 |
| 2002-03 | USC | +3.4 |
| 2003-04 | OSU | +2.7 |
| 2004-05 | WASH | +3.7 |
| 2005-06 | ARIZ | +5.8 |
| 2006-07 | WSU | +3.5 |
| 2007-08 | WSU | +2.9 |
| 2008-09 | UCLA | +3.1 |
| 2009-10 | WASH | +3.3 |
| 2010-11 | ORE | +3.2 |
| 2011-12 | USC | +4.4 |
| 2012-13 | UCLA | +2.86 |
| 2013-14 | UCLA | +4.1 |
| 2014-15 | OSU | +2.9 |
| 2015-16 | ORE | +2.7 |
| 2016-17 | ASU | +2.9 |

ASSISTS

| Year | Team | ASTS | AVG |
|---------|------|------|--------|
| 1978-79 | OSU | 571 | 19.71 |
| 1979-80 | OSU | 651 | 21.70 |
| 1980-81 | ASU | 513 | 18.32 |
| 1981-82 | OSU | 493 | 16.43 |
| 1982-83 | OSU | 525 | 16.94 |
| 1983-84 | ORE | 440 | 15.17 |
| 1984-85 | OSU | 501 | 16.16 |
| 1985-86 | WASH | 516 | 16.65 |
| 1986-87 | OSU | 514 | 17.13 |
| 1987-88 | OSU | 573 | 18.50 |
| 1988-89 | OSU | 579 | 19.30 |
| 1989-90 | OSU | 538 | 18.60 |
| 1990-91 | UCLA | 634 | 19.80 |
| 1991-92 | UCLA | 605 | 18.30 |
| 1992-93 | ASU | 512 | 18.30 |
| 1993-94 | UCLA | 495 | 17.70 |
| 1994-95 | UCLA | 653 | 19.80 |
| 1995-96 | ARIZ | 589 | 17.80 |
| 1996-97 | STAN | 534 | 17.80 |
| 1997-98 | ASU | 639 | 19.97 |
| 1998-99 | ASU | 512 | 17.07 |
| 1999-00 | USC | 518 | 17.27 |
| 2000-01 | STAN | 566 | 16.65 |
| 2001-02 | ORE | 580 | 16.57 |
| 2002-03 | ARIZ | 569 | 17.78 |
| 2003-04 | ARIZ | 560 | 18.67 |
| 2004-05 | WASH | 660 | 18.86 |
| 2005-06 | WASH | 529 | 16.03 |
| 2006-07 | ARIZ | 511 | 16.48 |
| 2007-08 | ARIZ | 526 | 15.47 |
| 2008-09 | ASU | 544 | 15.54 |
| 2009-10 | UCLA | 489 | 15.28 |
| 2010-11 | WASH | 593 | 16.94 |
| 2011-12 | CAL | 540 | 15.88 |
| 2012-13 | UCLA | 559 | 15.97 |
| 2013-14 | UCLA | 636 | 17.19 |
| 2014-15 | WSU | 453 | 14.61 |
| 2015-16 | UCLA | 502 | 15.69 |
| 2016-17 | UCLA | 771 | 21.42• |

STEALS

| Year | Team | STLS | AVG |
|---------|------|------|-------|
| 1978-79 | OSU | 293 | 10.46 |
| 1979-80 | OSU | 274 | 9.13 |
| 1980-81 | ASU | 245 | 8.75 |
| 1981-82 | OSU | 246 | 8.20 |
| 1982-83 | STAN | 206 | 7.36 |
| 1983-84 | STAN | 239 | 7.71 |
| 1984-85 | STAN | 238 | 8.50 |
| 1985-86 | STAN | 246 | 8.20 |
| 1986-87 | OSU | 227 | 7.57 |
| 1987-88 | OSU | 288 | 9.29 |
| 1988-89 | OSU | 320 | 10.67 |
| 1989-90 | OSU | 277 | 9.55 |
| 1990-91 | WSU | 229 | 8.18 |
| 1991-92 | UCLA | 258 | 7.82 |
| 1992-93 | ASU | 337 | 12.04 |
| 1993-94 | OSU | 235 | 8.70 |
| 1994-95 | ASU | 345 | 10.45 |
| 1995-96 | WASH | 269 | 9.61 |
| 1996-97 | ARIZ | 358 | 10.53 |
| 1997-98 | ARIZ | 352 | 10.06 |
| 1998-99 | OSU | 308 | 9.94 |
| 1999-00 | USC | 275 | 9.17 |
| 2000-01 | ARIZ | 283 | 7.86 |
| 2001-02 | USC | 287 | 8.97 |
| 2002-03 | USC | 276 | 9.20 |
| 2003-04 | USC | 249 | 8.89 |
| 2004-05 | USC | 240 | 8.28 |
| 2005-06 | ARIZ | 322 | 9.76 |
| 2006-07 | OSU | 246 | 7.69 |
| 2007-08 | UCLA | 285 | 7.311 |
| 2008-09 | UCLA | 292 | 8.34 |
| 2009-10 | OSU | 262 | 8.16 |
| 2010-11 | OSU | 293 | 9.45 |
| 2011-12 | OSU | 328 | 9.11 |
| 2012-13 | ORE | 314 | 8.49 |
| 2013-14 | UCLA | 341 | 9.22 |
| 2014-15 | OSU | 241 | 7.77 |
| 2015-16 | WASH | 258 | 7.59 |
| 2016-17 | USC | 252 | 7.00 |

BLOCKED SHOTS

| Year | Team | BLKS | AVG |
|---------|------|------|------|
| 1978-79 | ASU | 165 | 5.50 |
| 1979-80 | ASU | 163 | 5.62 |
| 1980-81 | ASU | 144 | 5.14 |
| 1981-82 | ASU | 92 | 3.41 |
| 1982-83 | UCLA | 92 | 3.17 |
| 1983-84 | UCLA | 97 | 3.46 |
| 1984-85 | ASU | 106 | 3.79 |
| 1985-86 | USC | 127 | 4.54 |
| 1986-87 | ARIZ | 120 | 4.00 |
| 1987-88 | ARIZ | 173 | 4.55 |
| 1988-89 | ARIZ | 145 | 4.39 |
| 1989-90 | ARIZ | 185 | 5.78 |
| 1990-91 | ARIZ | 183 | 5.23 |
| 1991-92 | ARIZ | 120 | 3.87 |
| 1992-93 | UCLA | 177 | 5.36 |
| 1993-94 | UCLA | 119 | 4.25 |
| 1994-95 | ASU | 165 | 5.00 |
| 1995-96 | UCLA | 162 | 5.23 |
| 1996-97 | ASU | 172 | 5.73 |
| 1997-98 | USC | 122 | 4.36 |
| 1998-99 | USC | 124 | 4.43 |
| 1999-00 | ARIZ | 192 | 5.65 |
| 2000-01 | USC | 151 | 4.44 |
| 2001-02 | WASH | 139 | 4.79 |
| 2002-03 | ASU | 139 | 4.34 |
| 2003-04 | ARIZ | 135 | 4.50 |
| 2004-05 | OSU | 126 | 3.94 |
| 2005-06 | OSU | 147 | 4.74 |
| 2006-07 | STAN | 184 | 5.94 |
| 2007-08 | STAN | 187 | 5.19 |
| 2008-09 | USC | 165 | 4.71 |
| 2009-10 | WSU | 140 | 4.52 |
| 2010-11 | UCLA | 199 | 5.85 |
| 2011-12 | UCLA | 153 | 4.64 |
| 2012-13 | ASU | 211 | 6.09 |
| 2013-14 | ASU | 182 | 5.52 |
| 2014-15 | UTAH | 175 | 5.00 |
| 2015-16 | WASH | 224 | 6.59 |
| 2016-17 | ORE | 248 | 6.36 |

PAC-12 YEARLY LEADERS - INDIVIDUAL

2017 - 2018

SCORING

| YEAR | PLAYER | G | PTS | AVG |
|---------|---------------------------|----|-----|------|
| 1927-28 | S: Vern Corbin, CAL | — | 100 | — |
| 1928-29 | S: Vern Corbin, CAL | — | 90 | — |
| 1929-30 | N: Harold Stowell, Idaho | 16 | 171 | 10.7 |
| | S: Kent Pursell, CAL | — | 84 | — |
| 1930-31 | N: Huntley Gordon, WSU | 16 | 171 | 10.7 |
| | S: Jack Read, CAL | — | 72 | — |
| 1931-32 | N: Huntley Gordon, WSU | 16 | 135 | 8.4 |
| | S: Jerry Nemer, USC | — | 132 | — |
| 1932-33 | N: Ed Lewis, OSU | 16 | 173 | 10.8 |
| | S: Hal Eifert, CAL | 11 | 131 | 11.9 |
| 1933-34 | N: Bob Galer, WASH | 16 | 176 | 11.0 |
| | S: Lee Guttero, USC | 12 | 140 | 11.7 |
| 1934-35 | N: Bob Galer, WASH | 16 | 152 | 9.5 |
| | S: Lee Guttero, USC | 12 | 186 | 15.5 |
| 1935-36 | N: Wally Palmberg, OSU | 16 | 187 | 11.7 |
| | S: Hank Luisetti, STAN | 12 | 172 | 14.3 |
| 1936-37 | N: Ivar Nelson, WSU | 16 | 156 | 9.8 |
| | S: Hank Luisetti, STAN | 12 | 208 | 17.3 |
| 1937-38 | N: Laddie Gale, ORE | 20 | 249 | 12.5 |
| | S: Hank Luisetti, STAN | 12 | 232 | 19.3 |
| 1938-39 | N: Laddie Gale, ORE | 16 | 186 | 11.6 |
| | S: Ralph Vaughn, USC | 12 | 180 | 15.0 |
| 1939-40 | N: John Dick, ORE | 16 | 183 | 11.4 |
| | S: Jackie Robinson, UCLA | 12 | 148 | 12.3 |
| 1940-41 | N: Vic Townsend, ORE | 16 | 174 | 10.9 |
| | S: Jackie Robinson, UCLA | 12 | 133 | 11.1 |
| 1941-42 | N: Ray Turner, Idaho | 16 | 192 | 12.0 |
| | S: Ernie Handlesman, UCLA | 12 | 134 | 11.2 |
| 1942-43 | N: Gale Bishop, WSU | 16 | 224 | 14.0 |
| | S: Gene Rock, USC | 8 | 107 | 13.4 |
| 1943-44 | N: Bob Hamilton, ORE | 16 | 172 | 10.8 |
| | S: Dick West, UCLA | 6 | 48 | 8.0 |
| 1944-45 | N: Vince Hanson, WSU | 16 | 253 | 15.8 |
| | S: Jack Nichols, USC | 4 | 48 | 12.0 |
| 1945-46 | N: Red Rocha, OSU | 16 | 194 | 12.1 |
| | S: Andy Wolfe, CAL | 12 | 177 | 14.8 |
| 1946-47 | N: Red Rocha, OSU | 16 | 215 | 13.4 |
| | S: Don Barksdale, UCLA | 12 | 198 | 16.5 |
| 1947-48 | N: Jack Nichols, WASH | 16 | 265 | 16.6 |
| | S: Chuck Hanger, CAL | 12 | 170 | 14.2 |
| 1948-49 | N: Roger Wiley, ORE | 16 | 235 | 14.7 |
| | S: Bill Sharman, USC | 12 | 203 | 16.9 |
| 1949-50 | N: Gene Conley, WSU | 16 | 220 | 13.8 |
| | S: Bill Sharman, USC | 12 | 238 | 19.8 |
| 1950-51 | N: Bob Houbregs, WASH | 16 | 198 | 12.4 |
| | S: Dick Ridgeway, UCLA | 12 | 217 | 18.1 |
| 1951-52 | N: Bob Houbregs, WASH | 13 | 251 | 19.3 |
| | S: Ed Tucker, STAN | 12 | 184 | 15.3 |
| 1952-53 | N: Bob Houbregs, WASH | 16 | 406 | 25.4 |
| | S: Bob McKeen, CAL | 12 | 234 | 19.5 |
| 1953-54 | N: Swede Halbrook, OSU | 16 | 333 | 20.8 |
| | S: Russ Lawler, STAN | 12 | 210 | 17.5 |
| 1954-55 | N: Jim Loscutoff, ORE | 16 | 314 | 19.6 |
| | S: Bob McKeen, CAL | 12 | 267 | 22.3 |
| 1955-56 | Willie Naulls, UCLA | 16 | 378 | 23.6 |
| 1956-57 | Dave Gambee, OSU | 16 | 353 | 22.1 |
| 1957-58 | Gary Simmons, Idaho | 16 | 346 | 21.6 |
| 1958-59 | Walt Torrence, UCLA | 16 | 344 | 21.5 |
| 1959-60 | Bill Hanson, WASH | 12 | 189 | 17.2 |
| 1960-61 | John Rudometkin, USC | 10 | 248 | 24.8 |
| 1961-62 | John Rudometkin, USC | 12 | 273 | 22.8 |
| 1962-63 | Gordon Martin, USC | 12 | 260 | 21.7 |
| 1963-64 | Gail Goodrich, UCLA | 15 | 326 | 21.7 |
| 1964-65 | Jim Jarvis, USC | 14 | 320 | 22.9 |
| 1965-66 | John Block, USC | 14 | 385 | 27.5 |
| 1966-67 | Lew Alcindor, UCLA | 14 | 384 | 27.4 |
| 1967-68 | Lew Alcindor, UCLA | 13 | 357 | 27.5 |
| 1968-69 | Lew Alcindor, UCLA | 14 | 309 | 22.1 |
| 1969-70 | Stan Love, ORE | 14 | 296 | 20.8 |
| 1970-71 | Stan Love, ORE | 14 | 382 | 27.3 |
| 1971-72 | Bill Walton, UCLA | 14 | 334 | 23.9 |
| 1972-73 | Louie Nelson, WASH | 14 | 307 | 21.9 |
| 1973-74 | Ron Lee, ORE | 14 | 269 | 19.2 |
| 1974-75 | Steve Puidokas, WSU | 25 | 559 | 22.4 |
| 1975-76 | Richard Washington, UCLA | 32 | 644 | 20.1 |
| 1976-77 | Greg Ballard, ORE | 29 | 629 | 21.7 |
| 1977-78 | Cliff Robinson, USC | 24 | 442 | 18.4 |
| 1978-79 | David Greenwood, UCLA | 30 | 596 | 19.9 |
| 1979-80 | Don Collins, WSU | 28 | 647 | 23.1 |

| YEAR | PLAYER | G | PTS | AVG |
|---------|---------------------------|----|-----|------|
| 1980-81 | Steve Johnson, OSU | 28 | 589 | 21.0 |
| 1981-82 | Mark McNamara, CAL | 27 | 593 | 22.0 |
| 1982-83 | Byron Scott, ASU | 33 | 713 | 21.6 |
| 1983-84 | Keith Jones, STAN | 31 | 619 | 20.0 |
| 1984-85 | A.C. Green, OSU | 31 | 591 | 19.1 |
| 1985-86 | Reggie Miller, UCLA | 29 | 750 | 25.9 |
| 1986-87 | Jose Ortiz, OSU | 30 | 668 | 22.3 |
| 1987-88 | Anthony Taylor, ORE | 26 | 555 | 21.3 |
| 1988-89 | Sean Elliott, ARIZ | 33 | 735 | 22.3 |
| 1989-90 | Gary Payton, OSU | 29 | 746 | 25.7 |
| 1990-91 | Terrell Brandon, ORE | 28 | 745 | 26.6 |
| 1991-92 | Harold Miner, USC | 30 | 789 | 26.3 |
| 1992-93 | Chris Mills, ARIZ | 28 | 570 | 20.4 |
| 1993-94 | Lamond Murray, CAL | 30 | 729 | 24.3 |
| 1994-95 | Damon Stoudamire, ARIZ | 30 | 684 | 22.8 |
| 1995-96 | Shareef Abdur-Rahim, CAL | 28 | 590 | 21.1 |
| 1996-97 | Ed Gray, CAL | 26 | 644 | 24.8 |
| 1997-98 | Jeremy Veal, ASU | 32 | 666 | 20.8 |
| 1998-99 | Jason Terry, ARIZ | 29 | 635 | 21.9 |
| 1999-00 | Eddie House, ASU | 32 | 736 | 23.0 |
| 2000-01 | Sean Lampley, CAL | 31 | 605 | 19.5 |
| 2001-02 | Casey Jacobsen, STAN | 30 | 658 | 21.9 |
| 2002-03 | Joe Shipp, CAL | 31 | 632 | 20.4 |
| 2003-04 | Ike Diogu, ASU | 27 | 615 | 22.8 |
| 2004-05 | Ike Diogu, ASU | 32 | 724 | 22.6 |
| 2005-06 | Leon Powe, CAL | 27 | 553 | 20.5 |
| 2006-07 | Aaron Brooks, ORE | 35 | 621 | 17.7 |
| 2007-08 | Ryan Anderson, CAL | 33 | 697 | 21.1 |
| 2008-09 | James Harden, ASU | 35 | 704 | 20.1 |
| 2009-10 | Landry Fields, STAN | 32 | 704 | 22.0 |
| 2010-11 | Klay Thompson, WSU | 34 | 733 | 21.6 |
| 2011-12 | Brock Motum, WSU | 34 | 613 | 18.0 |
| 2012-13 | Brock Motum, WSU | 32 | 597 | 18.7 |
| 2013-14 | Roberto Nelson, OSU | 32 | 663 | 20.7 |
| 2014-15 | Joseph Young, ORE | 36 | 745 | 20.7 |
| 2015-16 | Andrew Andrews, WASH | 34 | 712 | 20.9 |
| 2016-17 | Markelle Fultz, Fr., WASH | 25 | 579 | 23.2 |

Champion based on total conference points, 1927-28 - 1958-59; scoring average in conference games, 1959-60 - 1973-74; scoring average in all games, 1974-75 - Present.

REBOUNDING

| YEAR | PLAYER | G | REB | AVG |
|---------|------------------------|----|-----|------|
| 1959-60 | Darrall Imhoff, CAL | 12 | 148 | 12.3 |
| 1960-61 | Bill McClintock, CAL | 12 | 145 | 12.1 |
| 1961-62 | Bill Hanson, WASH | 12 | 132 | 12.0 |
| 1962-63 | Tom Dose, STAN | 12 | 137 | 11.4 |
| 1963-64 | Ted Werner, WSU | 15 | 196 | 13.1 |
| 1964-65 | Ted Werner, WSU | 14 | 183 | 13.1 |
| 1965-66 | Jim McKean, WSU | 14 | 156 | 11.1 |
| 1966-67 | Lew Alcindor, UCLA | 14 | 197 | 14.1 |
| 1967-68 | Lew Alcindor, UCLA | 13 | 212 | 16.3 |
| 1968-69 | Lew Alcindor, UCLA | 14 | 191 | 13.6 |
| 1969-70 | Sidney Wicks, UCLA | 14 | 181 | 12.9 |
| 1970-71 | Steve Hawes, WASH | 14 | 211 | 15.1 |
| 1971-72 | Bill Walton, UCLA | 14 | 239 | 17.1 |
| 1972-73 | Bill Walton, UCLA | 14 | 228 | 16.3 |
| 1973-74 | Bill Walton, UCLA | 12 | 172 | 14.4 |
| 1974-75 | Rich Kelley, STAN | 26 | 300 | 11.5 |
| 1975-76 | Ed Schweitzer, STAN | 27 | 302 | 11.2 |
| 1976-77 | Marques Johnson, UCLA | 27 | 301 | 11.1 |
| 1977-78 | David Greenwood, UCLA | 28 | 319 | 11.4 |
| 1978-79 | Cliff Robinson, USC | 21 | 243 | 11.6 |
| 1979-80 | Kimberly Belton, STAN | 26 | 255 | 9.8 |
| 1980-81 | Mark McNamara, CAL | 26 | 272 | 10.5 |
| 1981-82 | Mark McNamara, CAL | 27 | 341 | 12.6 |
| 1982-83 | A.C. Green, OSU | 31 | 235 | 7.6 |
| 1983-84 | Pete Williams, ARIZ | 28 | 278 | 9.9 |
| 1984-85 | A.C. Green, OSU | 31 | 286 | 9.2 |
| 1985-86 | Jerry Adams, ORE | 28 | 289 | 10.3 |
| 1986-87 | Dwayne Scholten, WSU | 28 | 257 | 9.2 |
| 1987-88 | Trevor Wilson, UCLA | 30 | 281 | 9.4 |
| 1988-89 | Trevor Wilson, UCLA | 31 | 269 | 8.7 |
| 1989-90 | Adam Keefe, STAN | 30 | 272 | 9.1 |
| | Trevor Wilson, UCLA | 33 | 299 | 9.1 |
| 1990-91 | Adam Keefe, STAN | 33 | 313 | 9.5 |
| 1991-92 | Adam Keefe, STAN | 29 | 355 | 12.2 |
| 1992-93 | Lester Neal, ASU | 28 | 252 | 9.0 |
| 1993-94 | Ed O'Bannon, UCLA | 28 | 245 | 8.8 |
| 1994-95 | Jaha Wilson, USC | 28 | 284 | 10.1 |
| 1995-96 | Mark Hendrickson, WSU | 23 | 219 | 9.5 |
| 1996-97 | Tim Young, STAN | 30 | 253 | 8.4 |
| 1997-98 | Carlos Daniel, WSU | 28 | 282 | 10.1 |
| 1998-99 | Todd MacCulloch, WASH | 29 | 345 | 11.9 |
| 1999-00 | Mark Madsen, STAN | 23 | 214 | 9.3 |
| 2000-01 | Awvee Storey, ASU | 29 | 263 | 9.1 |
| 2001-02 | Curtis Borchardt, STAN | 29 | 332 | 11.4 |
| 2002-03 | Philip Ricci, OSU | 28 | 230 | 8.2 |
| 2003-04 | Leon Powe, CAL | 27 | 256 | 9.5 |
| 2004-05 | Ike Diogu, ASU | 32 | 312 | 9.8 |
| 2005-06 | Leon Powe, CAL | 27 | 273 | 10.1 |
| 2006-07 | Jon Brockman, WASH | 32 | 307 | 9.6 |
| 2007-08 | Jon Brockman, WASH | 32 | 370 | 11.6 |
| 2008-09 | Jon Brockman, WASH | 34 | 391 | 11.5 |
| 2009-10 | Nikola Vucevic, USC | 30 | 283 | 9.4 |
| 2010-11 | Nikola Vucevic, USC | 34 | 350 | 10.3 |
| 2011-12 | André Roberson, COLO | 36 | 401 | 11.1 |
| 2012-13 | André Roberson, COLO | 31 | 347 | 11.2 |
| 2013-14 | Richard Solomon, CAL | 30 | 307 | 10.2 |
| 2014-15 | Josh Hawkinson, WSU | 31 | 334 | 10.8 |
| 2015-16 | Josh Hawkinson, WSU | 29 | 321 | 11.1 |
| 2016-17 | Ivan Rabb, So., CAL | 31 | 324 | 10.5 |

FIELD GOAL PERCENTAGE

| YEAR | PLAYER | G | FG-FGA | PCT |
|---------|--------------------------------|----|---------|-------|
| 1959-60 | Bill Hanson, WASH | 12 | 68-121 | .562 |
| 1960-61 | Ed Corell, WASH | 12 | 50-99 | .505 |
| 1961-62 | Pete Blackman, UCLA | 12 | 53-95 | .558 |
| 1962-63 | Charlie Hart, WASH | 12 | 31-64 | .484 |
| 1963-64 | Jack Hirsch, UCLA | 15 | 83-153 | .542 |
| 1964-65 | Ed Fredenberg, OSU | 14 | 36-66 | .545 |
| 1965-66 | Jack Gilbert, STAN | 14 | 35-58 | .603 |
| 1966-67 | Rich Baker, STAN | 14 | 52-80 | .650 |
| 1967-68 | Lew Alcindor, UCLA | 13 | 144-221 | .652 |
| | Vic Bartolome, OSU | 14 | 86-132 | .652 |
| 1968-69 | Lew Alcindor, UCLA | 14 | 128-203 | .631 |
| 1969-70 | Vic Bartolome, OSU | 14 | 103-177 | .582 |
| 1970-71 | Neal Jurgenson, OSU | 14 | 52-98 | .531 |
| 1971-72 | Bill Walton, UCLA | 14 | 130-200 | .650 |
| 1972-73 | Bill Walton, UCLA | 14 | 119-199 | .598 |
| 1973-74 | Bill Walton, UCLA | 12 | 93-134 | .694 |
| 1974-75 | Lars Hansen, WASH | 25 | 106-171 | .596 |
| 1975-76 | Paul Miller, OSU | 27 | 99-169 | .586 |
| 1976-77 | Steve Johnson, OSU | 28 | 159-267 | .596 |
| 1977-78 | Bill McShane, OSU | 26 | 67-120 | .558 |
| 1978-79 | Steve Johnson, OSU | 27 | 197-298 | .661 |
| 1979-80 | Steve Johnson, OSU | 30 | 211-297 | .710• |
| 1980-81 | Steve Johnson, OSU | 28 | 235-315 | .746• |
| 1981-82 | Mark McNamara, CAL | 27 | 231-329 | .702• |
| 1982-83 | Johnny Rodgers, STAN | 28 | 120-204 | .588 |
| 1983-84 | A.C. Green, OSU | 23 | 134-204 | .657 |
| 1984-85 | Pete Williams, ARIZ | 31 | 145-239 | .607 |
| 1985-86 | Reggie Miller, UCLA | 29 | 274-493 | .556 |
| 1986-87 | Chris Welp, WASH | 35 | 281-473 | .594 |
| 1987-88 | Howard Wright, STAN | 33 | 196-315 | .622 |
| 1988-89 | Trent Edwards, ASU | 28 | 208-330 | .630 |
| 1989-90 | Adam Keefe, STAN | 30 | 210-335 | .627 |
| 1990-91 | Brian Williams, ARIZ | 35 | 195-315 | .619 |
| | Richard Lucas, ORE | 28 | 169-272 | .619 |
| 1991-92 | Scott Haskin, OSU | 31 | 226-369 | .612 |
| 1992-93 | Alfred Grigsby, CAL | 29 | 116-194 | .598 |
| 1993-94 | Fred Ferguson, WSU | 31 | 134-203 | .660 |
| 1994-95 | Mark Hendrickson, WSU | 30 | 183-292 | .627 |
| 1995-96 | Jelani McCoy, UCLA | 31 | 138-204 | .676 |
| 1996-97 | Jelani McCoy, UCLA | 32 | 152-201 | .756 |
| 1997-98 | Todd MacCulloch, WASH | 30 | 225-346 | .650• |
| 1998-99 | Todd MacCulloch, WASH | 29 | 210-317 | .662• |
| 1999-00 | Mark Madsen, STAN | 23 | 108-184 | .587 |
| 2000-01 | Solomon Hughes, CAL | 31 | 107-170 | .629 |
| 2001-02 | Channing Frye, ARIZ | 34 | 122-205 | .595 |
| 2002-03 | Andre Patterson, UCLA | 24 | 76-125 | .608 |
| 2003-04 | Jeff McMillan, USC | 28 | 119-189 | .630 |
| 2004-05 | Ike Diogu, ASU | 32 | 229-398 | .575 |
| 2005-06 | Luc Richard Mbah a Moute, UCLA | 39 | 134-249 | .538 |
| 2006-07 | Taj Gibson, USC | 37 | 174-312 | .558 |
| 2007-08 | Jordan Hill, ARIZ | 34 | 184-297 | .620 |
| 2008-09 | Jeff Pendergraph, ASU | 35 | 198-300 | .660• |
| 2009-10 | Eric Boateng, ASU | 33 | 117-176 | .665 |
| 2010-11 | Brock Motum, WSU | 35 | 106-177 | .599 |
| 2011-12 | Devon Collier, OSU | 36 | 176-286 | .615 |
| 2012-13 | Arsalan Kazemi, ORE | 35 | 113-190 | .595 |
| 2013-14 | Devon Collier, OSU | 30 | 143-236 | .606 |
| 2014-15 | Jakob Poeltl, Fr., UTAH | 34 | 128-188 | .681 |
| 2015-16 | Jakob Poeltl, So., UTAH | 36 | 228-353 | .646 |
| 2016-17 | Jordan Bell, Jr., ORE | 39 | 171-269 | .636 |

FREE THROW PERCENTAGE

| YEAR | PLAYER | G | FT-FTA | PCT |
|---------|----------------------------|----|---------|-------|
| 1959-60 | Gary Cunningham, UCLA | 10 | 28-28 | 1.000 |
| 1960-61 | Earl Schultz, CAL | 12 | 45-53 | .849 |
| 1961-62 | Darrell Sutherland, STAN | 12 | 37-45 | .822 |
| 1962-63 | Dick Smith, CAL | 12 | 34-42 | .810 |
| 1963-64 | Tom Dose, STAN | 15 | 71-86 | .826 |
| 1964-65 | Jim Jarvis, OSU | 14 | 62-72 | .861 |
| 1965-66 | John Block, USC | 14 | 125-148 | .844 |
| 1966-67 | Charlie Perkins, CAL | 14 | 67-79 | .848 |
| 1967-68 | John Pinkstaff, ORE | 14 | 49-58 | .845 |
| 1968-69 | Blaine Ellis, WSU | 14 | 37-43 | .860 |
| 1969-70 | Gary Freeman, OSU | 12 | 36-43 | .837 |
| 1970-71 | Bill Drozdiak, ORE | 14 | 50-58 | .862 |
| 1971-72 | Dan Anderson, USC | 14 | 40-45 | .889 |
| 1972-73 | Steve Ericksen, OSU | 14 | 21-23 | .913 |
| 1973-74 | Dan Anderson, USC | 14 | 41-46 | .891 |
| 1974-75 | Rich Kelley, STAN | 26 | 144-173 | .832 |
| 1975-76 | Rocky Smith, OSU | 27 | 144-174 | .824 |
| 1976-77 | Greg Ballard, ORE | 29 | 153-179 | .856 |
| 1977-78 | Don Vaughn, WASH | 26 | 52-58 | .896 |
| 1978-79 | Rob Closs, ORE | 27 | 81-93 | .871 |
| 1979-80 | Joe Nehls, ARIZ | 27 | 108-122 | .885 |
| 1980-81 | Rod Foster, UCLA | 25 | 60-66 | .909 |
| 1981-82 | Rod Foster, UCLA | 27 | 95-100 | .950● |
| 1982-83 | Michael Holton, UCLA | 29 | 64-75 | .853 |
| 1983-84 | Chris Beasley, ASU | 28 | 112-128 | .875 |
| 1984-85 | Novian Whitsitt, STAN | 28 | 68-80 | .850 |
| 1985-86 | Steve Kerr, ARIZ | 32 | 71-79 | .899 |
| 1986-87 | Terry Taylor, STAN | 28 | 56-66 | .848 |
| 1987-88 | Todd Lichti, STAN | 33 | 174-198 | .879 |
| 1988-89 | Alex Austin, ASU | 28 | 69-80 | .863 |
| 1989-90 | Eldridge Recasner, WASH | 26 | 99-112 | .884 |
| 1990-91 | Kevin Mixon, ORE | 28 | 60-65 | .923 |
| 1991-92 | Don MacLean, UCLA | 32 | 197-214 | .921● |
| 1992-93 | Mark Pope, WASH | 27 | 112-130 | .862 |
| 1993-94 | Dylan Rigdon, ARIZ | 34 | 82-92 | .891 |
| 1994-95 | Dion Cross, STAN | 29 | 91-110 | .827 |
| 1995-96 | Dion Cross, STAN | 29 | 81-88 | .920 |
| 1996-97 | Kris Johnson, UCLA | 31 | 96-115 | .835 |
| 1997-98 | Arthur Lee, STAN | 35 | 164-185 | .886 |
| 1998-99 | Arthur Lee, STAN | 33 | 140-158 | .886 |
| 1999-00 | Ryan Mendez, STAN | 31 | 63-72 | .875 |
| | David Mosley, STAN | 31 | 63-72 | .875 |
| 2000-01 | Ryan Mendez, STAN | 34 | 94-101 | .931 |
| 2001-02 | Salim Stoudamire, ARIZ | 34 | 103-114 | .904 |
| 2002-03 | Luke Ridnour, ORE | 33 | 162-184 | .880 |
| | Jason Kapono, UCLA | 29 | 81-92 | .880 |
| 2003-04 | Chris Hernandez, STAN | 30 | 96-105 | .914 |
| 2004-05 | Salim Stoudamire, ARIZ | 36 | 122-134 | .910 |
| 2005-06 | Chris Hernandez, STAN | 30 | 109-121 | .901 |
| 2006-07 | Tajuan Porter, ORE | 35 | 80-88 | .909 |
| 2007-08 | Darren Collison, UCLA | 33 | 102-117 | .872 |
| 2008-09 | Darren Collison, UCLA | 35 | 113-126 | .897 |
| 2009-10 | Jerome Randle, CAL | 35 | 139-149 | .933 |
| 2010-11 | E.J. Singler, ORE | 39 | 104-122 | .852 |
| 2011-12 | E.J. Singler, ORE | 34 | 110-121 | .909 |
| 2012-13 | Mark Lyons, ARIZ | 35 | 125-146 | .856 |
| 2013-14 | Joseph Young, ORE | 34 | 155-176 | .881 |
| 2014-15 | Joseph Young, ORE | 36 | 124-134 | .925 |
| 2015-16 | Andrew Andrews, WASH | 34 | 273-321 | .850 |
| 2016-17 | Lauri Markkanen, Fr., ARIZ | 37 | 137-164 | .835 |

THREE-POINT FIELD GOAL PERCENTAGE

| YEAR | PLAYER | G | 3P-3PA | PCT |
|---------|-------------------------|----|---------|-------|
| 1986-87 | Terry Taylor, STAN | 28 | 40-82 | .488 |
| 1987-88 | Steve Kerr, ARIZ | 38 | 114-199 | .573 |
| 1988-89 | Matt Anderson, ASU | 28 | 41-80 | .513 |
| 1989-90 | Keith Smith, CAL | 32 | 42-91 | .462 |
| 1990-91 | Billy Dreher, CAL | 28 | 56-112 | .500 |
| 1991-92 | Tracy Murray, UCLA | 33 | 78-156 | .500 |
| 1992-93 | Chris Mills, ARIZ | 28 | 56-116 | .483 |
| 1993-94 | Isaac Fontaine, WSU | 31 | 31-69 | .449 |
| 1994-95 | Dion Cross, STAN | 29 | 82-171 | .480 |
| 1995-96 | Isaac Fontaine, WSU | 29 | 66-136 | .485 |
| 1996-97 | Blake Pengelly, WSU | 30 | 36-74 | .486 |
| 1997-98 | Ryan Mendez, STAN | 34 | 45-95 | .474 |
| 1998-99 | Donald Watts, WASH | 25 | 32-64 | .500 |
| 1999-00 | Jason Kapono, UCLA | 33 | 82-173 | .474 |
| 2000-01 | Michael McDonald, STAN | 34 | 56-109 | .514 |
| 2001-02 | Grant Leep, WASH | 29 | 39-74 | .527 |
| 2002-03 | Thomas Kelati, WSU | 27 | 62-136 | .456 |
| 2003-04 | Chris Hernandez, STAN | 30 | 46-100 | .460 |
| 2004-05 | Salim Stoudamire, ARIZ | 36 | 120-238 | .504● |
| 2005-06 | Sasa Cacic, OSU | 30 | 36-73 | .493 |
| 2006-07 | Darren Collison, UCLA | 35 | 51-114 | .447 |
| 2007-08 | Darren Collison, UCLA | 33 | 53-101 | .525 |
| 2008-09 | Michael Roll, UCLA | 35 | 51-99 | .515 |
| 2009-10 | Theo Robertson, CAL | 29 | 48-106 | .453 |
| 2010-11 | Derrick Williams, ARIZ | 38 | 42-74 | .568 |
| 2011-12 | Brendon Lavender, ARIZ | 35 | 55-113 | .487 |
| 2012-13 | John Gage, STAN | 34 | 45-101 | .446 |
| 2013-14 | Jason Calliste, ORE | 34 | 65-129 | .504 |
| 2014-15 | Jordan Mathews, CAL | 33 | 70-158 | .443 |
| 2015-16 | George King, COLO | 34 | 68-149 | .456 |
| 2016-17 | Grant Mullins, Sr., CAL | 32 | 71-165 | .4303 |

ASSISTS AVERAGE

| YEAR | PLAYER | G | A | AVG |
|---------|------------------------|----|-----|-------|
| 1974-75 | Chester Dorsey, WASH | 25 | 139 | 5.6 |
| 1975-76 | Ron Lee, ORE | 30 | 184 | 6.1 |
| 1976-77 | George Tucker, OSU | 29 | 186 | 6.4 |
| 1977-78 | Roy Hamilton, UCLA | 28 | 167 | 6.0 |
| 1978-79 | Russell Brown, ARIZ | 27 | 247 | 9.2 |
| 1979-80 | Russell Brown, ARIZ | 27 | 200 | 7.4 |
| 1980-81 | Russell Brown, ARIZ | 27 | 166 | 6.1 |
| 1981-82 | Lester Conner, OSU | 30 | 153 | 5.1 |
| 1982-83 | Ralph Jackson, UCLA | 29 | 148 | 5.1 |
| 1983-84 | Ralph Jackson, UCLA | 28 | 159 | 5.7 |
| 1984-85 | Larry Friend, USC | 29 | 176 | 6.1 |
| 1985-86 | Pooh Richardson, UCLA | 29 | 179 | 6.2 |
| 1986-87 | Gary Payton, OSU | 30 | 229 | 7.6 |
| 1987-88 | Gary Payton, OSU | 31 | 230 | 7.4 |
| 1988-89 | Gary Payton, OSU | 30 | 244 | 8.1 |
| 1989-90 | Gary Payton, OSU | 29 | 235 | 8.1 |
| 1990-91 | Darrick Martin, UCLA | 32 | 217 | 6.8 |
| 1991-92 | Marcus Lollie, STAN | 29 | 189 | 6.5 |
| 1992-93 | Jason Kidd, CAL | 29 | 222 | 7.7 |
| 1993-94 | Jason Kidd, CAL | 30 | 272 | 9.07● |
| 1994-95 | Damon Stoudamire, ARIZ | 30 | 220 | 7.3 |
| 1995-96 | Brevin Knight, STAN | 29 | 212 | 7.3 |
| 1996-97 | Brevin Knight, STAN | 30 | 234 | 7.8● |
| 1997-98 | Ahlon Lewis, ASU | 32 | 294 | 9.2● |
| 1998-99 | Jason Terry, ARIZ | 29 | 159 | 5.5 |
| 1999-00 | Brandon Granville, USC | 30 | 248 | 8.3 |
| 2000-01 | Brandon Granville, USC | 34 | 207 | 6.1 |
| 2001-02 | Luke Walton, ARIZ | 31 | 194 | 6.3 |
| 2002-03 | Luke Ridnour, ORE | 33 | 218 | 6.6 |
| 2003-04 | Cedric Bozeman, UCLA | 28 | 155 | 5.5 |
| 2004-05 | Will Conroy, WASH | 34 | 219 | 6.4 |
| 2005-06 | Jordan Farmar, UCLA | 37 | 189 | 5.1 |
| 2006-07 | Mustafa Shkur, ARIZ | 31 | 215 | 6.9 |
| 2007-08 | Mitch Johnson, STAN | 36 | 188 | 5.2 |
| 2008-09 | Jerome Randle, CAL | 33 | 165 | 5.0 |
| 2009-10 | Derek Glasser, ASU | 33 | 158 | 4.8 |
| 2010-11 | Isaiah Thomas, WASH | 35 | 213 | 6.1 |
| 2011-12 | Reggie Moore, WSU | 37 | 193 | 5.2 |
| 2012-13 | Larry Drew II, UCLA | 35 | 256 | 7.3 |
| 2013-14 | Kyle Anderson, UCLA | 36 | 233 | 6.5 |
| 2014-15 | T.J. McConnell, ARIZ | 38 | 238 | 6.3 |
| 2015-16 | Julian Jacobs, USC | 31 | 169 | 5.5 |
| 2016-17 | Lonzo Ball, Fr., UCLA | 36 | 274 | 7.6● |

● - Led NCAA

All statistics based on Conference games only prior to 1974-75.

BLOCKED SHOTS AVERAGE

| YEAR | PLAYER | G | BL | AVG |
|---------|-------------------------|----|-----|-------|
| 1977-78 | James Donaldson, WSU | 27 | 82 | 3.0 |
| 1978-79 | James Donaldson, WSU | 26 | 76 | 2.9 |
| 1979-80 | Stuart House, WSU | 28 | 69 | 2.5 |
| 1980-81 | Alton Lister, ASU | 26 | 49 | 1.9 |
| 1981-82 | Ken Johnson, USC | 28 | 43 | 1.5 |
| 1982-83 | Gerry Wright, USC | 24 | 40 | 1.7 |
| 1983-84 | Blair Rasmussen, ORE | 29 | 42 | 1.4 |
| 1984-85 | Jon Taylor, ASU | 25 | 42 | 1.8 |
| 1985-86 | Chris Welp, WASH | 31 | 67 | 2.2 |
| 1986-87 | Anthony Cook, ARIZ | 30 | 69 | 2.3 |
| 1987-88 | Anthony Cook, ARIZ | 38 | 75 | 2.0 |
| 1988-89 | Anthony Cook, ARIZ | 33 | 84 | 2.5 |
| 1989-90 | Ed Stokes, ARIZ | 29 | 49 | 1.7 |
| 1990-91 | Keith Owens, UCLA | 32 | 61 | 1.9 |
| 1991-92 | Scott Haskin, OSU | 31 | 68 | 2.2 |
| 1992-93 | Scott Haskin, OSU | 27 | 51 | 1.9 |
| 1993-94 | Michael Stewart, CAL | 30 | 59 | 2.0 |
| 1994-95 | Mario Bennett, ASU | 33 | 115 | 3.5 |
| 1995-96 | Jelani McCoy, UCLA | 31 | 102 | 3.3 |
| 1996-97 | Rodger Farrington, ASU | 27 | 113 | 4.2 |
| 1997-98 | Mike Batiste, ASU | 32 | 51 | 1.6 |
| 1998-99 | Todd MacCulloch, WASH | 29 | 47 | 1.6 |
| 1999-00 | Loren Woods, ARIZ | 26 | 102 | 3.9 |
| 2000-01 | Loren Woods, ARIZ | 29 | 84 | 2.9 |
| 2001-02 | Curtis Borchardt, STAN | 29 | 83 | 2.9 |
| 2002-03 | Tommy Smith, ASU | 32 | 69 | 2.16 |
| 2003-04 | Channing Frye, ARIZ | 30 | 63 | 2.10 |
| 2004-05 | Ike Diogu, ASU | 32 | 75 | 2.34 |
| 2005-06 | Nick DeWitz, OSU | 28 | 59 | 2.11 |
| 2006-07 | Robin Lopez, STAN | 31 | 73 | 2.35 |
| 2007-08 | Taj Gibson, USC | 33 | 84 | 2.55 |
| 2008-09 | Taj Gibson, USC | 35 | 100 | 2.90 |
| 2009-10 | DeAngelo Casto, WSU | 31 | 67 | 2.16 |
| 2010-11 | Tyler Honeycutt, UCLA | 33 | 68 | 2.06 |
| 2011-12 | Eric Moreland, OSU | 36 | 69 | 1.92 |
| 2012-13 | Jordan Bachynski, ASU | 35 | 120 | 3.43 |
| 2013-14 | Jordan Bachynski, ASU | 33 | 133 | 4.03• |
| 2014-15 | Jordan Bell, Fr., ORE | 35 | 94 | 2.7 |
| 2015-16 | Chris Boucher, Jr., ORE | 38 | 110 | 2.9 |
| 2016-17 | Chris Boucher, Sr., ORE | 31 | 79 | 2.5 |

STEALS AVERAGE

| YEAR | PLAYER | G | ST | AVG |
|---------|-----------------------------|----|-----|------|
| 1978-79 | Don Collins, WSU | 27 | 71 | 2.6 |
| 1979-80 | Don Collins, WSU | 28 | 76 | 2.7 |
| 1980-81 | Lafayette Lever, ASU | 28 | 74 | 2.6 |
| 1981-82 | Lester Conner, OSU | 30 | 91 | 3.0 |
| 1982-83 | Craig Ehlo, WSU | 30 | 59 | 2.0 |
| 1983-84 | Keith Morrison, WSU | 28 | 48 | 1.7 |
| 1984-85 | Keith Morrison, WSU | 28 | 56 | 2.0 |
| | Keith Ramee, STAN | 28 | 56 | 2.0 |
| 1985-86 | Keith Morrison, WSU | 30 | 60 | 2.0 |
| | Darryl Flowers, OSU | 27 | 55 | 2.0 |
| 1986-87 | Derrick Dowell, USC | 28 | 62 | 2.2 |
| 1987-88 | Gary Payton, OSU | 31 | 72 | 2.3 |
| 1988-89 | Gary Payton, OSU | 30 | 91 | 3.0 |
| 1989-90 | Gary Payton, OSU | 29 | 100 | 3.4 |
| 1990-91 | Terrell Brandon, ORE | 28 | 63 | 2.3 |
| 1991-92 | Stevin Smith, ASU | 30 | 66 | 2.2 |
| 1992-93 | Jason Kidd, CAL | 29 | 110 | 3.8• |
| 1993-94 | Jason Kidd, CAL | 30 | 94 | 3.1 |
| 1994-95 | Brevin Knight, STAN | 28 | 78 | 2.8 |
| 1995-96 | Jason Hamilton, WASH | 28 | 59 | 2.1 |
| 1996-97 | Brevin Knight, STAN | 30 | 83 | 2.8 |
| 1997-98 | Baron Davis, UCLA | 32 | 77 | 2.4 |
| 1998-99 | Jason Terry, ARIZ | 29 | 80 | 2.8 |
| 1999-00 | Jeff Trepagnier, USC | 29 | 94 | 3.2 |
| 2000-01 | Earl Watson, UCLA | 32 | 62 | 1.9 |
| 2001-02 | Errick Craven, USC | 32 | 68 | 2.1 |
| 2002-03 | Errick Craven, USC | 29 | 73 | 2.5 |
| 2003-04 | Errick Craven, USC | 27 | 62 | 2.3 |
| 2004-05 | Gabriel Pruitt, USC | 29 | 56 | 1.9 |
| 2005-06 | Hassan Adams, ARIZ | 31 | 82 | 2.7 |
| 2006-07 | Darren Collison, UCLA | 35 | 78 | 2.2 |
| 2007-08 | James Harden, ASU | 34 | 73 | 2.2 |
| 2008-09 | James Harden, ASU | 35 | 59 | 1.7 |
| 2009-10 | Seth Tarver, OSU | 32 | 70 | 2.2 |
| 2010-11 | Jared Cunningham, OSU | 30 | 85 | 2.8 |
| 2011-12 | Jared Cunningham, OSU | 36 | 91 | 2.5 |
| 2012-13 | Jordan Adams, UCLA | 33 | 73 | 2.2 |
| 2013-14 | Jordan Adams, UCLA | 36 | 95 | 2.6 |
| 2014-15 | Gary Payton II, OSU | 31 | 95 | 3.1 |
| 2015-16 | Gary Payton II, OSU | 32 | 80 | 2.5 |
| 2016-17 | Matisse Thybulle, So., WASH | 31 | 65 | 2.1 |

PAC-12 RECORDS - TEAM

2017-2018

MOST POINTS

| | | |
|---------------------------|------|--|
| Season | 3234 | ARIZ, 1988 (38 games) |
| Game | 149 | UCLA vs. Loyola Marymount (98), Dec. 2, 1990 |
| Conf. Game | 127 | ARIZ vs. ASU (99), Jan. 15, 1998 |
| Both Teams, Game | 247 | UCLA (149) vs. Loyola Marymount (98), Dec. 2, 1990 |
| Lossing Team, Game | 111 | WSU vs. ARIZ (115), Mar. 2, 1995 (2 OT) |

HIGHEST SCORING AVERAGE

| | | |
|---------------|------|------------|
| Season | 94.6 | UCLA, 1972 |
|---------------|------|------------|

LARGEST SCORING MARGIN

| | | |
|-------------------|------|---|
| *Season | 30.3 | UCLA, 1972 (94.6 offense, 64.3 defense) |
| Game | 100 | CAL (108) vs. Pomona Am. Legion (8), 1922 |
| Conf. Game | 55 | ARIZ (116) vs. WASH (61), Dec. 20, 1988 |

MOST FIELD GOALS

| | | |
|---------------|------|---|
| Season | 1210 | UCLA, 2017 (36 games) |
| Game | 58 | UCLA vs. Loyola Marymount, Dec. 2, 1990 |

MOST FIELD GOAL ATTEMPTS

| | | |
|---------------|------|------------------------------|
| Season | 2349 | ARIZ, 1998 |
| Game | 109 | ORE vs. Idaho, Feb. 14, 1947 |

HIGHEST FIELD GOAL PERCENTAGE

| | | |
|---------------|------|---------------------------------------|
| Season | .564 | OSU, 1981 (862-of-1528) |
| Game | .769 | STAN vs. ORE, Jan. 8, 1983 (30-of-39) |

MOST THREE-POINT FIELD GOALS

| | | |
|---------------|-----|----------------------------|
| Season | 354 | UCLA, 2017 |
| Game | 20 | USC vs. OSU, Jan. 29, 2000 |

MOST THREE-POINT FIELD GOAL ATTEMPTS

| | | |
|---------------|-----|------------------------------------|
| Season | 897 | ORE, 2007 |
| Game | 51 | ASU at Brigham Young, Dec. 1, 1992 |

HIGHEST THREE-POINT FIELD GOAL PERCENTAGE

| | | |
|-------------------------|-------|---|
| Season | .483 | ARIZ, 1988 (254-of-526) |
| Game (min 3 att) | 1.000 | ASU vs. Manhattan, Dec. 28, 1986 (3-of-3) |
| | 1.000 | WASH vs. WSU, Jan. 11, 1992 (3-of-3) |

MOST FREE THROWS

| | | |
|---------------|-----|-----------------------------|
| Season | 686 | ARIZ, 1988 |
| Game | 47 | UCLA vs. USC, Mar. 10, 1956 |

MOST FREE THROW ATTEMPTS

| | | |
|---------------|-----|----------------------------|
| Season | 971 | ORE, 1953 |
| Game | 63 | USC vs. Idaho, 1957 |
| | 63 | OSU vs. ASU, Feb. 28, 1983 |

HIGHEST FREE THROW PERCENTAGE

| | | |
|---------------------------|-------|---------------------------------------|
| Season | .786 | ARIZ, 2004 (511-of-650) |
| Game (min 15 att.) | 1.000 | WSU vs. ORE, Jan. 17, 2009 (28-of-28) |

REBOUNDS

| | | |
|---------------|------|-------------------------------------|
| Season | 1670 | UCLA, 1964 (30 games) |
| Game | 86 | CAL vs. Oklahoma City, Jan. 3, 1972 |

HIGHEST REBOUNDING AVERAGE

| | | |
|---------------|------|------------|
| Season | 55.7 | UCLA, 1964 |
|---------------|------|------------|

DEFENSIVE FIELD GOAL PERCENTAGE

| | | |
|---------------|------|------------|
| Season | .352 | STAN, 2000 |
|---------------|------|------------|

ASSISTS

| | | |
|---------------|-----|--------------------------------------|
| Season | 771 | UCLA, 2017 |
| Game | 41 | OSU vs. Texas-Wesleyan, Dec. 1, 1978 |

STEALS

| | | |
|---------------|-----|------------------------------------|
| Season | 358 | ARIZ, 1997 |
| Game | 27 | OSU vs. Hawaii-Hilo, Dec. 22, 1985 |

BLOCKED SHOTS

| | | |
|---------------|-----|-----------------------------|
| Season | 248 | ORE, 2017 |
| Game | 19 | STAN vs. USC, Jan. 25, 2007 |

MOST CONSECUTIVE VICTORIES

| | | |
|------------------------|----|--------------------------------|
| *All Games | 88 | UCLA, 1971-74 |
| *Regular Season | 76 | UCLA, 1971-74 |
| Pac-12 Games | 50 | UCLA, 1971-74 |
| *NCAA Tourney | 38 | UCLA, 1964-74 (10 Tournaments) |

MOST CHAMPIONSHIPS

| | | |
|-----------------------------|----|---------------------------------|
| *NCAA | 11 | UCLA, 1964-65, 1967-73, 75, 95 |
| *Consec. NCAA | 7 | UCLA, 1967-73 |
| Conference | 30 | UCLA |
| *Consec. Conf. | 13 | UCLA, 1967-79 |
| Pac-12 Tournament | 6 | ARIZ, 1988-90, 2002, 2015, 2017 |
| Consec. Conf. Tourn. | 4 | ARIZ, 1988-90, 2002 |

WINS AND LOSSES

| | | |
|------------------------------|-------|--------------------------------|
| Win Pct., All Games | 1.000 | UCLA, 1964 (30-0) |
| | 1.000 | UCLA, 1972 (30-0) |
| | 1.000 | UCLA, 1973 (30-0) |
| | 1.000 | CAL, 1926 (14-0) |
| | 1.000 | CAL, 1927 (13-0) |
| Wins, Season | 35 | ARIZ, 1988 |
| *Consec. Win Seasons | 54 | UCLA, 1949-2002 |
| 25-Win Ssns., Consec. | 10 | UCLA, 1967-76 |
| 20-Win Ssns., Consec. | 20 | ARIZ, 1988-2007 |
| Wins, Conf. Season | 17 | OSU, 1981 |
| | 17 | ARIZ, 1988, '89, '93, '98, '03 |
| | 17 | STAN, 2004 |
| Losses, Season | 27 | WSU, 1953 |
| | 27 | OSU, 2017 |
| Losses, Conf. Season | 18 | OSU, 2008 |
| Consec. Conf. Losses | 30 | UCLA, 1937-40 |

CONSECUTIVE VICTORIES vs. ONE OPPONENT

| | |
|------------|-----------------------|
| *52 | UCLA vs. CAL, 1961-85 |
|------------|-----------------------|

CONSECUTIVE HOME VICTORIES vs. ONE OPPONENT

| | |
|-----------|-------------------------|
| 46 | UCLA vs. WSU, 1950-2004 |
|-----------|-------------------------|

ATTENDANCE

| | | |
|------------------------------|--------|--|
| Largest, Pac-12 venue | 15,517 | UCLA at USC (LA Sports Arena), Feb. 27, 1992 |
| Avg., Pac-12 venue | 14,591 | ARIZ 2015 |
| Pac-12 Home Avg. | 8,709 | 2008 (1,489,187 fans/171 games) |
| | 8,388 | 2000 (1,258,249 fans/150 games) |
| | 8,340 | 2009 (1,442,792 fans/173 games) |
| | 8,208 | 2005 (1,222,929 fans/149 games) |
| | 8,177 | 2007 (1,414,601 fans/173 games) |
| | 8,157 | 2004 (1,182,772 fans/145 games) |
| | 8,088 | 1996 (1,100,028 fans/136 games) |

* - NCAA record as of 2016-17 NCAA Records Book

MOST POINTS

| | | |
|---------------------|------|---|
| Career | 2608 | Don MacLean, UCLA, 1989-92 (128 games) |
| Conf. Career | 1486 | Don MacLean, UCLA, 1989-92 |
| Season | 870 | Lew Alcindor, UCLA, 1967 (30 games) |
| Conf. Season | 500 | Reggie Miller, UCLA, 1986 (18 games) |
| Game | 61 | Lew Alcindor, UCLA vs. WSU, Feb. 25, 1967 |
| | 61 | Eddie House, ASU vs. CAL, Jan. 8, 2000 |

HIGHEST SCORING AVERAGE

| | | |
|---------------------|------|-----------------------------|
| Career | 26.4 | Lew Alcindor, UCLA, 1967-69 |
| Conf. Career | 25.6 | Lew Alcindor, UCLA, 1967-69 |
| Season | 29.0 | Lew Alcindor, UCLA, 1967 |
| Conf. Season | 27.8 | Reggie Miller, UCLA, 1986 |

MOST FIELD GOALS

| | | |
|---------------|-----|---|
| Career | 943 | Lew Alcindor, UCLA, 1967-69 (88 games) |
| | 943 | Don MacLean, UCLA, 1989-92 (128 games) |
| Season | 346 | Lew Alcindor, UCLA, 1967 (30 games) |
| Game | 26 | Lew Alcindor, UCLA vs. WSU, Feb. 25, 1967 |

MOST FIELD GOAL ATTEMPTS

| | | |
|---------------|------|---|
| Career | 1776 | Don MacLean, UCLA, 1989-92 (128 games) |
| Season | 626 | Ron Tomic, STAN, 1953 (27 games) |
| Game | 38 | Gary Payton, OSU vs. USC, Feb. 22, 1990 |

HIGHEST FIELD GOAL PERCENTAGE

| | | |
|---------------------------|-------|---|
| *Career | .678 | Steve Johnson, OSU, 1977-81 (828-1222) |
| *Season | .746 | Steve Johnson, OSU, 1981 (235-315) (NCAA Min. 5 made per game) |
| | .756 | Jelani McCoy, UCLA, 1997 (152-201) (Pac-10 Min. 4 made per game) |
| Game (min 10 att.) | 1.000 | Steve Johnson, OSU vs. Hawaii-Hilo, Dec. 5, 1979 (13-13) |
| Conf. Game | 1.000 | Eric Boateng, ASU vs. STAN, Feb. 25, 2010 (11-11) |
| | 1.000 | Bryce Taylor, ORE vs. USC, Mar. 10, 2007 (11-11) |
| | 1.000 | Tommy Smith, ASU vs. WASH, Feb. 10, 2001 (11-11) |
| | 1.000 | Marques Johnson, UCLA vs. CAL, Feb. 27, 1976 (11-11) |
| | 1.000 | Five players tied (10-10) |

MOST THREE-POINT FIELD GOALS

| | | |
|--------------------|-----|--|
| Career | 342 | Salim Stoudamire, ARIZ, 2002-05 |
| Season | 120 | Salim Stoudamire, ARIZ, 2005 |
| Game | 10 | Tajuan Porter, ORE vs. Portland St., Nov. 12, 2006 |
| | 10 | Stevin Smith, ASU vs. ORE, Jan. 30, 1993 |
| | 10 | Stevin Smith, ASU vs. OSU, Jan. 27, 1994 |
| Consecutive | 12 | Brian Wright, WSU vs. OSU (4), ORE (8), Feb. 18-21, 1988 |

MOST THREE-POINT FIELD GOAL ATTEMPTS

| | | |
|---------------|-----|--|
| Career | 891 | Stevin Smith, ASU, 1991-94 |
| Season | 300 | Stevin Smith, ASU, 1993 |
| Game | 19 | Anthony Pendleton, USC vs. STAN, Mar. 2, 1989 (8/19) |

HIGHEST THREE-POINT FIELD GOAL PERCENTAGE

| | | |
|--------------------------|-------|--|
| Career | .477 | Todd Lichti, STAN, 1986-89 (112-235) (Min. 2 seasons) |
| *Season | .573 | Steve Kerr, ARIZ, 1988 (114-199) (Min. 100 made per season) |
| Game (min 5 att.) | 1.000 | Maurice Jones, USC vs. South Carolina, Nov. 26, 2011 (7-7) |
| | 1.000 | Bryce Taylor, ORE vs. USC, Mar. 10, 2007 (7-7) |
| | 1.000 | Jawann McClellan, ARIZ vs. New Mexico St., Nov. 19, 2006 (7-7) |
| | 1.000 | Dion Cross, STAN vs. ARIZ, Mar. 7, 1996 (7-7) |
| | 1.000 | Four players tied (6-6) |
| | 1.000 | 18 players tied (5-5) |

* - NCAA record as of 2016-17 NCAA Records Book

MOST FREE THROWS

| | | |
|-----------------------------|-----|---|
| Career | 711 | Don MacLean, UCLA, 1989-92 |
| Season | 273 | Andrew Andrews, WASH, 2016 |
| Game | 23 | Bryan Rison, WSU vs. ORE, Feb. 14, 1980 |
| Consec., All Games | 62 | Luke Ridnour, ORE, 2003 |
| Consec., Conf. Games | 62 | Luke Ridnour, Jan. 4 - Feb. 22, 2003 |

MOST FREE THROW ATTEMPTS

| | | |
|---------------|-----|--|
| Career | 886 | Adam Keefe, STAN, 1989-92 |
| Season | 328 | Swede Halbrook, OSU, 1954 |
| Game | 28 | Swede Halbrook, OSU vs. Idaho, Jan. 22, 1954 (made 13) |

HIGHEST FREE THROW PERCENTAGE

| | | |
|---------------------------|-------|---|
| Career | .900 | Joseph Young, ORE, 2014-15 (279-310) |
| Season | .950 | Rod Foster, UCLA, 1982 (95-100) |
| Game (min 10 att.) | 1.000 | John Block, USC vs. WASH, Feb. 11, 1966 (21-21) |

MOST REBOUNDS

| | | |
|---------------------|------|--|
| Career | 1375 | Mel Counts, OSU, 1962-64 |
| Conf. Career | 687 | Bill Walton, UCLA, 1972-74 |
| Season | 506 | Bill Walton, UCLA, 1973 |
| Conf. Season | 282 | Jim Loscutt, ORE, 1955 |
| Game | 36 | Swede Halbrook, OSU vs. Idaho, Feb. 15, 1955 |

HIGHEST REBOUNDING AVERAGE

| | | |
|---------------------|------|----------------------------|
| Career | 15.7 | Bill Walton, UCLA, 1972-74 |
| Conf. Career | 16.4 | Bill Walton, UCLA, 1972-74 |
| Season | 17.2 | Jim Loscutt, ORE, 1955 |
| Conf. Season | 17.6 | Jim Loscutt, ORE, 1955 |

MOST ASSISTS

| | | |
|-------------------|-----|--|
| Career | 938 | Gary Payton, OSU, 1987-90 |
| Season | 294 | Ahlon Lewis, ASU, 1998 |
| Game | 19 | Russell Brown, ARIZ vs. Grand Canyon, Dec. 8, 1979 |
| Conf. Game | 18 | Jason Kidd, CAL vs. STAN, Jan. 20, 1993 |

HIGHEST ASSISTS AVERAGE

| | | |
|---------------|------|--|
| Career | 8.4 | Jason Kidd, CAL, 1993-94 |
| Season | 9.19 | Ahlon Lewis, ASU, 1998 (294 in 32 games) |

MOST STEALS

| | | |
|---------------------|-----|--|
| Career | 321 | Gary Payton, OSU, 1987-90 |
| Season | 110 | Jason Kidd, CAL, 1993 |
| Conf. Season | 66 | Jason Kidd, CAL, 1993 |
| Game | 11 | Tyus Edney, UCLA vs. George Mason, Dec. 22, 1994 |
| Conf. Game | 9 | Brevin Knight, STAN vs. USC, Feb. 23, '95 |
| | 9 | Bennett Davison, ARIZ vs. STAN, Feb. 28, 1998 |

HIGHEST STEALS AVERAGE

| | | |
|---------------------|-----|--------------------------|
| Career | 3.5 | Jason Kidd, CAL, 1993-94 |
| Season | 3.8 | Jason Kidd, CAL, 1993 |
| Conf. Season | 3.7 | Jason Kidd, CAL, 1993 |

MOST BLOCKED SHOTS

| | | |
|-------------------|-----|---|
| Career | 314 | Jordan Bachynski, ASU, 2011-14 |
| Season | 133 | Jordan Bachynski, ASU, 2014 |
| Game | 14 | Loren Woods, ARIZ vs. ORE, Feb. 3, 2000 |
| Conf. Game | 14 | Loren Woods, ARIZ vs. ORE, Feb. 3, 2000 |

HIGHEST BLOCKED SHOTS AVERAGE

| | | |
|---------------|-----|------------------------------|
| Career | 3.4 | Loren Woods, ARIZ, 2000-01 |
| Season | 4.2 | Rodger Farrington, ASU, 1997 |

MOST PERSONAL FOULS

| | | |
|---------------|-----|-----------------------------|
| Career | 470 | Steve Johnson, OSU, 1977-81 |
| Season | 126 | Steve Johnson, OSU, 1977 |

MOST MINUTES

| | | |
|-------------|------|--|
| Game | 63.5 | Gene Ransom, CAL vs. ORE, Feb. 10, 1977 (5 OT) |
|-------------|------|--|

**POINTS
ALL GAMES
(1,500-POINT CLUB)**

1. 2608 Don MacLean, UCLA, 1989-92
2. 2555 Sean Elliott, ARIZ, 1986-89
3. 2375 Chasson Randle, STAN, 2012-15
4. 2336 Todd Lichti, STAN, 1986-89
5. 2325 Lew Alcindor, UCLA, 1967-69
6. 2319 Adam Keefe, STAN, 1989-92
7. 2172 Gary Payton, OSU, 1987-90
8. 2095 Reggie Miller, UCLA, 1984-87
- 2095 Jason Kapono, UCLA, 2000-03
10. 2085 Ron Lee, ORE, 1973-76
11. 2073 Chris Welp, WASH, 1984-87
12. 2048 Harold Miner, USC, 1990-92
13. 2044 Eddie House, ASU, 1997-2000
14. 2035 Steve Johnson, OSU, 1977-81
15. 2003 Isaac Fontaine, WSU, 1994-97
16. 1984 Jeremy Veal, ASU, 1995-98
- 1984 Jason Gardner, ARIZ, 2000-03
18. 1973 Mel Counts, OSU, 1962-64
19. 1970 Luke Jackson, ORE, 2001-2004
20. 1960 Salim Stoudamire, ARIZ, 2002-05
21. 1946 Ike Diogu, ASU, 2003-05
22. 1939 Anthony Taylor, ORE, 1984-88
23. 1925 Khalid Reeves, ARIZ, 1991-94
24. 1922 Bryce Alford, UCLA, 2014-17
25. 1894 Steve Puidokas, WSU, 1974-77
26. 1880 C.J. Wilcox, WASH, 2011-14
27. 1849 Damon Stoudamire, ARIZ, 1992-95
28. 1846 Toby Bailey, UCLA, 1995-98
29. 1835 Jerome Randle, CAL, 2007-10
30. 1834 Ron Riley, ASU, 1993-96
31. 1829 Greg Ballard, ORE, 1973-77
32. 1818 Hassan Adams, ARIZ, 2003-06
33. 1815 Ed O'Bannon, UCLA, 1993-95
34. 1812 Andrew Andrews, WASH, 2012-16
35. 1805 Jon Brockman, WASH, 2006-09
36. 1803 Tajuan Porter, ORE, 2007-10
37. 1801 J.R. Henderson, UCLA, 1995-98
38. 1798 Trevor Wilson, UCLA, 1987-90
39. 1792 Tracy Murray, UCLA, 1990-92
40. 1791 Michael Dickerson, ARIZ, 1995-98
41. 1789 Channing Frye, ARIZ, 2002-05
42. 1787 Quincy Pondexter, WASH, 2007-10
43. 1784 Charles O'Bannon, UCLA, 1994-97
44. 1776 Sean Lampley, CAL, 1998-2001
45. 1774 Bob Houbregs, WASH, 1951-53
46. 1767 Bill Walton, UCLA, 1972-74
47. 1756 Klay Thompson, WSU, 2009-11
48. 1745 Roberto Nelson, OSU, 2011-14
49. 1743 Todd MacCulloch, WASH, 1996-99
50. 1740 Askia Booker, COLO, 2012-15
51. 1734 Josh Shipp, UCLA, 2005-09
52. 1727 Ronnie Coleman, USC, 1988-91
53. 1723 Casey Jacobsen, STAN, 2000-02
54. 1721 Isaiah Thomas, WASH, 2009-11
- David Greenwood, UCLA, 1976-79
56. 1714 Brevin Knight, STAN, 1994-97
57. 1709 Josh Scott, COLO, 2012-16
58. 1700 Eldridge Recasner, WASH, 1987-90
- 1700 Patrick Christopher, CAL, 2007-10
60. 1697 Chase Budinger, ARIZ, 2007-09
61. 1694 A.C. Green, OSU, 1982-85
62. 1690 Gail Goodrich, UCLA, 1963-65
63. 1688 Lamond Murray, CAL, 1992-94
64. 1674 Orlando Williams, ORE, 1992-95
65. 1673 Stevin Smith, ASU, 1991-94
66. 1666 Joe Shipp, CAL, 2000-03



Pac-12 Career Scoring Leader - Don MacLean, UCLA

67. 1664 Miles Simon, ARIZ, 1995-98
68. 1659 Marques Johnson, UCLA, 1974-77
69. 1657 Sam Clancy, USC, 1999-2002
70. 1655 Stan Love, ORE, 1968-71
- Kevin Johnson, CAL, 1984-87
72. 1654 Bob McKeen, CAL, 1952-55
73. 1644 Fredrick Jones, ORE, 1999-2002
74. 1642 Malik Hairston, ORE, 2005-08
75. 1639 Darren Collison, UCLA, 2006-09
76. 1638 Kenny Fields, UCLA, 1981-84
77. 1635 Dion Cross, STAN, 1993-96
78. 1619 Chris Mills, ARIZ, 1991-93
79. 1615 Kimberly Belton, STAN, 1977-80
80. 1613 Tyrone Wallace, CAL, 2012-16
81. 1612 Dillon Brooks, ORE, 2015-17
82. 1608 Leonard Taylor, CAL, 1985-89
83. 1606 Desmon Farmer, USC, 2001-04
84. 1599 Howard Wright, STAN, 1985-89
85. 1592 John Revelli, STAN, 1980-84
86. 1591 Tim Young, STAN, 1995-99
87. 1590 Anthony Cook, ARIZ, 1986-89
88. 1588 Jeff Pendergraph, ASU, 2006-09
89. 1575 Shon Tarver, UCLA, 1991-94
90. 1572 Byron Scott, ASU, 1979-83
91. 1568 Jordan Loveridge, UTAH, 2012-16
92. 1566 Claude Terry, STAN, 1970-72
93. 1563 Don Collins, WSU, 1977-80
94. 1562 Anthony Brown, STAN, 2012-15
95. 1561 Charlie Sitton, OSU, 1981-84
96. 1554 Blair Rasmussen, ORE, 1981-85
97. 1549 Steve Beck, ASU, 1984-87
98. 1548 James Edwards, WASH, 1974-77
- DaVonté Lacy, WSU, 2012-15
100. 1546 E.J. Singler, ORE, 2010-13
101. 1540 Arron Afflalo, UCLA, 2005-07
102. 1537 Allen Crabbe, CAL, 2011-13
103. 1536 Brian Hendrick, CAL, 1990-93
104. 1530 Brock Motum, WSU, 2010-13
105. 1524 Wayne Carlander, USC, 1982-85
106. 1516 Steve Hawes, WASH, 1970-72
- Keith Jones, STAN, 1980-84
108. 1515 Tyus Edney, UCLA, 1992-95
109. 1510 Aaron Brooks, ORE, 2004-07
109. 1504 Louie Nelson, WASH, 1971-73

**SCORING AVERAGE
ALL GAMES**

(Min. 2 seasons)

1. 26.4 Lew Alcindor, UCLA, 1967-69
2. 23.5 Harold Miner, USC, 1990-92
3. 22.2 Mel Counts, OSU, 1962-64
4. 22.2 Terrell Brandon, ORE, 1990-91
5. 20.7 Ike Diogu, ASU, 2003-05
6. 21.1 Swede Halbrook, OSU, 1954-55
- Stan Love, ORE, 1969-71
8. 20.8 Steve Hawes, WASH, 1970-72
9. 20.6 Claude Terry, STAN, 1970-72
10. 20.5 Don MacLean, UCLA, 1989-92

**FIELD GOALS
ALL GAMES**

1. 943 Lew Alcindor, UCLA, 1967-69
- Don MacLean, UCLA, 1989-92
3. 896 Sean Elliott, ARIZ, 1986-89
4. 838 Ron Lee, ORE, 1973-76
5. 830 Adam Keefe, STAN, 1989-92
6. 829 Gary Payton, OSU, 1987-90
7. 828 Steve Johnson, OSU, 1977-81
8. 820 Chris Welp, WASH, 1984-87
- Todd Lichti, STAN, 1986-89
10. 769 Reggie Miller, UCLA, 1984-87

**FIELD GOAL ATTEMPTS
ALL GAMES**

1. 2006 Ron Lee, ORE, 1973-76
2. 1794 Eddie House, ASU, 1997-2000
3. 1776 Don MacLean, UCLA, 1989-92
4. 1775 Chasson Randle, STAN, 2012-15
5. 1750 Sean Elliott, ARIZ, 1986-89
6. 1710 Gary Payton, OSU, 1987-90
7. 1675 Ron Riley, ASU, 1993-96
8. 1653 Mel Counts, OSU, 1962-64
9. 1597 Jeremy Veal, ASU, 1995-98
10. 1581 Bob McKeen, CAL, 1952-55

**FIELD GOAL PERCENTAGE
ALL GAMES**

(Min. 2 seasons/3 made per game)

1. .694 Jelani McCoy, UCLA, 1996-98
(347-of-500)
2. .678 Steve Johnson, OSU, 1977-81
(828-of-1222)
3. .664 Todd MacCulloch, WASH, 1996-99
(702-of-1058)
4. .662 Mark McNamara, CAL, 1981-82
(413-of-624)
5. .651 Bill Walton, UCLA, 1972-74
(747-of-1147)
6. .639 Lew Alcindor, UCLA, 1967-69
(943-of-1476)
7. .642 Fred Ferguson, WSU, 1993-94
(172-of-268)
8. .613 Joseph Blair, ARIZ, 1993-1996
(470-of-767)
9. .608 Jason Collins, STAN, 1997-2001
(262-of-431)
10. .607 Vic Bartolome, OSU, 1968-70
(463-of-763)

POINTS

**CONFERENCE GAMES
(1,000-POINT CLUB)**

1. 1486 Don MacLean, UCLA, 1989-92
2. 1340 Todd Lichti, STAN, 1986-89
3. 1331 Sean Elliott, ARIZ, 1986-89
4. 1330 Gary Payton, OSU, 1987-90
5. 1305 Harold Miner, USC, 1990-92
6. 1300 Adam Keefe, STAN, 1989-92
7. 1234 Reggie Miller, UCLA, 1984-87
8. 1219 Jason Kaponu, UCLA, 2000-03
9. 1209 Jeremy Veal, ASU, 1995-98
10. 1203 Chasson Randle, STAN, 2012-15
11. 1199 Isaac Fontaine, WSU, 1994-97
12. 1191 Anthony Taylor, ORE, 1985-88
13. 1166 Salim Stoudamire, ARIZ, 2002-05
14. 1156 Chris Welp, WASH, 1984-87
15. 1143 Steve Johnson, OSU, 1977-81
16. 1141 Ike Diogu, ASU, 2003-05
17. 1137 Eddie House, ASU, 1997-2000
18. 1127 Luke Jackson, ORE, 2001-04
19. 1116 Orlando Williams, ORE, 1992-95
20. 1113 Todd MacCulloch, WASH, 1996-99
21. 1112 Damon Stoudamire, ARIZ, 1992-95
22. 1107 Khalid Reeves, ASU, 1991-94
23. 1103 Lamond Murray, CAL, 1992-94
24. 1100 Ron Riley, ASU, 1993-96
25. 1096 Steve Beck, ASU, 1984-87
26. 1089 Ron Lee, ORE, 1973-76
27. 1084 A.C. Green, OSU, 1982-85
28. 1079 Eldridge Recasner, WASH, 1987-90
29. 1072 Ronnie Coleman, USC, 1988-91
30. 1068 Brevin Knight, STAN, 1994-97
31. 1067 Andrew Andrews, WASH, 2012-16
32. 1064 Kenny Fields, UCLA, 1981-84
33. 1057 Blair Rasmussen, ORE, 1982-85
34. 1055 Channing Frye, ARIZ, 2002-05
35. 1054 David Greenwood, UCLA, 1976-79
36. 1053 Kevin Johnson, CAL, 1984-87
37. 1050 Lew Alcindor, UCLA, 1967-69
38. 1042 Jason Gardner, ARIZ, 2000-03
39. 1037 Quincy Pondexter, WASH, 2007-10
40. 1033 Dion Cross, STAN, 1993-96
41. 1030 Casey Jacobsen, STAN, 2000-02
42. 1030 Stevin Smith, ASU, 1991-94
43. 1028 Ed O'Bannon, UCLA, 1993-95
44. 1026 Don Collins, WSU, 1977-80
45. 1023 Sean Lampley, CAL, 1998-2001
46. 1014 Bryce Alford, UCLA, 2014-17
47. 1013 Charles O'Bannon, UCLA, 1994-97
48. 1011 Kimberly Belton, STAN, 1977-80
49. 1008 Toby Bailey, UCLA, 1995-98
50. 1006 Roberto Nelson, OSU, 2011-14
51. 1002 Tracy Murray, UCLA, 1990-92

SCORING AVERAGE

**CONFERENCE GAMES
(Min. 2 seasons)**

1. 25.6 Lew Alcindor, UCLA, 1967-69
2. 24.2 Harold Miner, USC, 1990-92
3. 23.2 Terrell Brandon, ORE, 1990-91
4. 22.2 Claude Terry, STAN, 1970-72
5. 21.9 Stan Love, ORE, 1969-71
- Don MacLean, UCLA, 1989-92
7. 21.3 Steve Hawes, WASH, 1970-72
8. 21.1 Ike Diogu, ASU, 2003-05
9. 20.9 Ed Gray, CAL, 1996-97
10. 20.5 Bill Walton, UCLA, 1972-74

3-POINT FIELD GOALS

ALL GAMES

1. 345 Tajuan Porter, ORE, 2007-10
2. 342 Salim Stoudamire, ARIZ, 2002-05
3. 329 Bryce Alford, UCLA, 2014-17
4. 323 Stevin Smith, ASU, 1991-94
5. 318 Jason Gardner, ARIZ, 2000-03
6. 317 Jason Kaponu, UCLA, 2000-03
7. 304 Chasson Randle, STAN, 2012-15
8. 301 C.J. Wilcox, WASH, 2011-14
9. 282 Orlando Williams, ORE, 1992-95
10. 280 Rihards Kuksiks, ASU, 2008-11

3-POINT FIELD GOAL ATTEMPTS

ALL GAMES

1. 896 Tajuan Porter, ORE, 2007-10
2. 891 Stevin Smith, ASU, 1991-94
3. 875 Jason Gardner, ARIZ, 2000-03
4. 831 Ron Riley, ASU, 1993-96
5. 829 Bryce Alford, UCLA, 2014-17
6. 787 Chasson Randle, STAN, 2012-15
7. 773 C.J. Wilcox, WASH, 2011-14
8. 757 Ty Abbott, ASU, 2008-11
9. 747 Salim Stoudamire, ARIZ, 2002-05
10. 718 Orlando Williams, ORE, 1992-95

3-POINT FIELD GOAL PCT.

ALL GAMES

(Min. 100 made and two seasons)

1. .477 Todd Lichti, STAN, 1986-89
(112-of-235)
2. .463 Terry Taylor, STAN, 1986-89
(156-of-337)
3. .458 Salim Stoudamire, ARIZ, 2002-05
(342-of-747)
4. .457 Isaac Fontaine, WSU, 1994-97
(208-of-455)
5. .446 Jason Kaponu, UCLA, 2000-02
(317-of-710)
6. .440 Theo Robertson, CAL, 2006-10
(154-of-350)
7. .437 Dion Cross, STAN, 1993-1996
(241-of-551)
8. .435 Darren Collison, UCLA, 2006-09
(164-of-377)
9. .431 Chris Hernandez, STAN, 2002-06
(198-of-459)
10. .429 Kenny Amman, STAN, 1990-91
(105-of-245)

(Steve Kerr, ARIZ, redshirted during the first season of the three-pointer, 1986-87. In 1987-88, his senior year, he shot 57.3 percent (114-of-199) from that distance)

FREE THROWS

ALL GAMES

1. 711 Don MacLean, UCLA, 1989-92
2. 671 Ike Diogu, ASU, 2003-05
3. 652 Adam Keefe, STAN, 1990-92
4. 625 Sean Elliott, ARIZ, 1986-89
5. 591 Brevin Knight, STAN, 1994-97
6. 584 Todd Lichti, STAN, 1986-89
7. 578 Andrew Andrews, WASH, 2012-16
8. 551 Chasson Randle, STAN, 2012-15
9. 543 Mel Counts, OSU, 1962-64
10. 532 John Revelli, STAN, 1981-84

FREE THROW ATTEMPTS

ALL GAMES

1. 886 Adam Keefe, STAN, 1989-92
2. 854 Ike Diogu, ASU, 2003-05
3. 827 Don MacLean, UCLA, 1989-92
4. 786 Sean Elliott, ARIZ, 1986-89
5. 741 Brevin Knight, STAN, 1994-97
6. 726 John Revelli, STAN, 1981-84
7. 709 Andrew Andrews, WASH, 2012-16
8. 702 J.R. Henderson, UCLA, 1995-98
9. 699 Lew Alcindor, UCLA, 1967-69
10. 695 Todd Lichti, STAN, 1986-89

FREE THROW PERCENTAGE

ALL GAMES

(Min. 2 seasons/2 made per game)

1. .900 Joseph Young, ORE, 2014-15
(279-of-310)
2. .881 Jerome Randle, CAL, 2007-10
(393-of-446)
3. .880 Rod Foster, UCLA, 1980-83
(309-of-351)
4. .871 Tajuan Porter, ORE, 2007-10
(290-of-333)
5. .8699 Salim Stoudamire, ARIZ, 2002-05
(388-of-446)
6. .8691 Ryan Mendez, STAN, 1998-01
(186-of-214)
7. .868 Rob Closs, ORE, 1977-79
(145-of-167)
8. .86698 Arthur Lee, STAN, 1996-99
(365-of-421)
9. .86695 Curtis Allen, WASH, 2001-04
(202-of-233)
10. .862 Chris Stephens, OSU, 2003-06
(224-of-260)

REBOUNDS

ALL GAMES

(750-REBOUND CLUB)

1. 1375 Mel Counts, OSU, 1962-64
2. 1370 Bill Walton, UCLA, 1972-74
3. 1367 Lew Alcindor, UCLA, 1967-69
4. 1283 Jon Brockman, WASH, 2006-09
5. 1119 Adam Keefe, STAN, 1989-92
6. 1114 Greg Ballard, ORE, 1974-77
7. 1081 Tim Young, STAN, 1995-99
8. 1067 Ron Riley, USC, 1970-72
9. 1051 Doug Smart, WASH, 1957-59
10. 1022 David Greenwood, UCLA, 1976-79
11. 1019 Bob McKeen, CAL, 1951-55
12. 1015 Josh Hawkinson, WSU, 2014-17
13. 1001 Trevor Wilson, UCLA, 1987-90
14. 997 Doug McClary, WASH, 1951-53
15. 995 Chris Welp, WASH, 1984-87
16. 992 Steve Puidokas, WSU, 1974-77
- Don MacLean, UCLA, 1989-92
18. 975 Todd MacCulloch, WASH, 1996-99
- 975 Channing Frye, ARIZ, 2002-05
20. 974 Josh Scott, COLO, 2012-16
21. 971 Bob Houbregs, WASH, 1951-53
22. 955 Kimberly Belton, STAN, 1977-80
23. 945 Steve Hawes, WASH, 1970-72
24. 944 Rich Kelley, STAN, 1973-75
25. 942 Jeff Pendergraph, ASU, 2006-09
26. 940 Ansley Truitt, CAL, 1970-72
27. 927 Mark Hendrickson, WSU, 1993-96
28. 917 David Kravish, CAL, 2012-15

- 29. 903 Maarty Leunen, ORE, 2005-08
- 30. 900 Willie Naulls, UCLA, 1954-56
- 31. 898 Brian Hendrick, CAL, 1990-93
- 32. 897 Marques Johnson, UCLA, 1974-77
- 33. 896 Dan Gadzuric, UCLA, 1999-2002
- 896 Taj Gibson, USC, 2007-09
- 35. 894 Sidney Wicks, UCLA, 1969-71
- 36. 890 Chet Noe, ORE, 1950-53
- 37. 889 Sean Lampley, CAL, 1998-2001
- 38. 882 Wesley Gordon, COLO, 2014-17
- 39. 880 A.C. Green, OSU, 1982-85
- 40. 879 Kaleb Tarczewski, ARIZ, 2012-16
- 41. 862 Doug True, CAL, 1977-80
- 42. 861 Anthony Cook, ARIZ, 1986-89
- Mark Madsen, STAN, 1997-2000
- 44. 860 Max Anderson, ORE, 1954-56
- Howard Wright, STAN, 1985-89
- 46. 853 Dwight Powell, STAN, 2011-14
- 47. 846 Jim Loscutt, ORE, 1950-55
- 48. 844 Jim McKean, WSU, 1966-68
- 49. 839 Sam Clancy, USC, 1999-2002
- 50. 837 Ted Werner, WSU, 1963-65
- 51. 834 Josh Huestis, STAN, 2011-14
- 52. 832 Bruno Boin, WASH, 1956-59
- 832 Michael Wright, ARIZ, 1999-01
- 54. 831 John Rudometkin, USC, 1960-62
- 55. 828 Dave Gambee, OSU, 1956-58
- 56. 827 Charlie Sells, WSU, 1960-62
- 57. 822 Allen Young, USC, 1963-65
- 58. 821 Ronnie Coleman, USC, 1988-91
- 59. 820 Ed O'Bannon, UCLA, 1993-95
- 60. 818 Stan Love, ORE, 1968-71
- J.R. Henderson, UCLA, 1995-98
- 61. 817 A.J. Bramlett, ARIZ, 1996-99
- 62. 814 Dave Butler, CAL, 1983-87
- 63. 808 Sean Elliott, ARIZ, 1986-89
- 64. 806 Derrick Dowell, USC, 1984-87
- 65. 802 Ike Diogu, ASU, 2003-05
- 66. 798 John Revelli, STAN, 1980-84
- 67. 797 Charles O'Bannon, UCLA, 1994-97
- 68. 796 Curtis Rowe, UCLA, 1969-71
- 69. 792 James Edwards, WASH, 1974-77
- 70. 791 Dwight Morrison, Idaho, 1952-54
- Fred Slaughter, UCLA, 1962-64
- 72. 785 Steve Johnson, OSU, 1977-80
- 73. 784 Leonard Taylor, CAL, 1985-89
- 74. 775 Carlos Daniel, WSU, 1995-98
- L.R. Mbah a Moute, UCLA, 2006-08
- 76. 768 Roy Irvin, USC, 1953-55
- Ed Corell, WASH, 1961-63
- 78. 767 Wayne Carlander, USC, 1982-85
- 79. 766 Solomon Hill, ARIZ, 2010-13
- 80. 763 Jaha Wilson, USC, 1994-97
- 763 Jordan Hill, ARIZ, 2007-09
- 82. 762 Eric Moreland, OSU, 2012-14
- 83. 755 Tom Dose, STAN, 1962-64
- 755 David Bluthenthal, USC, 1999-2002
- 85. 757 Quincy Pondexter, WASH, 2007-10
- 86. 752 Detlef Schrempf, WASH, 1982-85
- 87. 751 Don Bragg, UCLA, 1952-55

Conference figures do not include Pac-12
Tournament games (1987-90, 2002-16)

REBOUNDING AVERAGE

ALL GAMES

(Min. 2 seasons)

- 1. 15.7 Bill Walton, UCLA, 1972-74
- 2. 15.5 Lew Alcindor, UCLA, 1967-69
- 3. 15.4 Mel Counts, OSU, 1962-64
- 4. 14.8 Jim Loscutt, ORE, 1951-55
- 5. 14.6 Bob Peterson, ORE, 1951-52
- 6. 13.7 Ron Riley, USC, 1970-72
- 7. 13.5 Doug Smart, WASH, 1957-59
- 8. 13.1 Steve Hawes, WASH, 1970-72
- 9. 12.8 Swede Halbrook, OSU, 1954-55
- Bob Presley, CAL, 1968-69

REBOUNDS

CONFERENCE GAMES

- 1. 724 Jon Brockman, WASH, 2006-09
- 2. 687 Bill Walton, UCLA, 1972-74
- 3. 676 Chris Welp, WASH, 1984-87
- 4. 646 Doug Smart, WASH, 1957-59
- 5. 627 Adam Keefe, STAN, 1989-92
- 6. 600 Lew Alcindor, UCLA, 1967-69
- 7. 597 Trevor Wilson, UCLA, 1987-90
- 8. 583 Josh Hawkinson, WSU, 2014-17
- 9. 581 Don MacLean, UCLA, 1989-92
- 10. 569 Ron Riley, USC, 1970-72

REBOUNDING AVERAGE

CONFERENCE GAMES

(Min. 2 seasons)

- 1. 16.4 Bill Walton, UCLA, 1972-74
- 2. 14.6 Lew Alcindor, UCLA, 1967-69
- 3. 14.2 Steve Hawes, WASH, 1970-72
- 4. 13.5 Ron Riley, USC, 1970-72
- Doug Smart, WASH, 1957-59
- 6. 13.1 Ted Werner, WSU, 1964-65
- 7. 12.9 Swede Halbrook, OSU, 1954-55
- 8. 12.4 Willie Naulls, UCLA, 1954-56
- 9. 12.1 Bob Presley, CAL, 1968-69
- 10. 11.9 Rich Kelley, STAN, 1973-75

ASSISTS

ALL GAMES

(Min. 2 seasons)

- 1. 938 Gary Payton, OSU, 1987-90
- 2. 833 Pooh Richardson, UCLA, 1986-89
- 3. 810 Russell Brown, ARIZ, 1978-81
- 4. 780 Brevin Knight, STAN, 1994-97
- 5. 779 Brandon Granville, USC, 1999-2002
- 6. 670 Mustafa Shakur, ARIZ, 2004-07
- 7. 663 Damon Stoudamire, ARIZ, 1992-95
- 8. 652 Tyus Edney, UCLA, 1992-95
- 9. 636 Darrick Martin, UCLA, 1989-92
- 10. 622 Jason Gardner, ARIZ, 2000-03

STEALS

ALL GAMES (Min. 2 seasons)

- 1. 321 Gary Payton, OSU, 1986-90
- 2. 298 Brevin Knight, STAN, 1994-97
- 3. 258 Eddie House, ASU, 1997-2000
- 4. 246 Stevin Smith, ASU, 1990-94
- 5. 245 Jason Terry, ARIZ, 1996-99
- 6. 238 Hassan Adams, ARIZ, 2003-06
- 7. 236 Lafayette Lever, ASU, 1979-82
- 8. 235 Earl Watson, UCLA, 1998-2001
- 9. 228 Brandon Granville, USC, 1999-2002
- 10. 225 Jason Gardner, ARIZ, 2000-03

BLOCKED SHOTS

ALL GAMES

- 1. 314 Jordan Bachynski, ASU, 2011-14
- 2. 278 Anthony Cook, ARIZ, 1986-89
- 3. 258 Channing Frye, ARIZ, 2002-05
- 4. 253 Taj Gibson, USC, 2007-09
- 5. 233 Jordan Bell, ORE, 2015-17
- 6. 226 David Kravish, CAL, 2012-15
- 7. 207 Michael Stewart, CAL, 1994-97
- 8. 204 Wesley Gordon, COLO, 2014-17
- 9. 195 Sam Clancy, USC, 1999-2002
- 10. 191 Mario Bennett, ASU, 1991-95

TRIPLE-DOUBLES

(All points-rebounds-assists)

(Since 1985)

- 1. 4 Jason Kidd, CAL
vs. Md.-Baltimore County, Dec. 10, 1993 (17-11-11)
vs. ARIZ, Jan. 13, 1994 (17-11-11)
vs. STAN, Jan. 20, 1994 (15-10-18)
vs. UCLA, Jan. 30, 1994 (18-14-12)
- 2. 3 Andre Iguodala, ARIZ
vs. Texas, Dec. 9, 2003 (13-13-10)
vs. Liberty, Dec. 28, 2003 (13-11-11)
vs. UCLA, Feb. 14, 2004 (14-11-10)
- 3. 2 Loren Woods, ARIZ
vs. ORE, Feb. 3, 2000 (16-10-14)*
vs. WASH, Jan. 12, 2001 (13-10-10)*
Luke Jackson, ORE
vs. WASH, Feb. 17, 2001 (14-11-10)
vs. Florida A&M, Dec. 20, 2002 (14-11-10)
- 5. 1 Kevin Johnson, CAL
vs. ARIZ, Jan. 22, 1987 (22-10-12)
Gary Payton, OSU
vs. Portland, Nov. 26, 1989 (20-14-11)
Matt Muehlebach, ARIZ
vs. USC, Mar. 9, 1990 (10-11-10)
Chris Mills, ARIZ
vs. Northern Arizona, Dec. 18, 1991 (19-10-10)
Damon Stoudamire, ARIZ
vs. ORE, Feb. 23, 1995 (32-12-14)
Jelani McCoy, UCLA
vs. Maryland, Dec. 9, 1995 (15-10-11)*
Toby Bailey, UCLA
vs. Stephen F. Austin, Dec. 18, 1995 (23-10-10)
Luke Walton, ARIZ
vs. USC, Jan. 17, 2002 (27-11-10)
Brook Lopez, STAN
vs. USC, Jan. 25, 2007 (18-11-12)*
Kyle Weaver, WSU
vs. STAN, Jan. 13, 2007 (14-13-10)
Daniel Hackett, USC
vs. South Carolina, Nov. 17, 2008 (22-10-10)
Jordan Bachynski, ASU
vs. CS Northridge, Dec. 8, 2013 (13-12-12)
Kyle Anderson, UCLA
vs. Morehead State, Nov. 22, 2013 (13-12-12)
Gary Payton II, OSU
vs. Grambling State, Dec. 15, 2014 (10-12-10)

* - Points-rebounds-blocks

MOST POINTS

ALL GAMES

- 870 Lew Alcindor, UCLA, 1967
- 848 Khalid Reeves, ARIZ, 1994
- 846 Bob Houbregs, WASH, 1953
- 789 Harold Miner, USC, 1992
- 775 Mel Counts, OSU, 1964
- 750 Reggie Miller, UCLA, 1986
- 746 Gary Payton, OSU, 1990
- 745 Terrell Brandon, ORE, 1991
- 745 Joseph Young, ORE, 2015
- 744 Gail Goodrich, UCLA, 1965

HIGHEST SCORING AVERAGE

ALL GAMES

- 29.0 Lew Alcindor, UCLA, 1967
- 26.7 Mel Counts, OSU, 1964
- 26.6 Terrell Brandon, ORE, 1991
- 26.3 Harold Miner, USC, 1992
- 26.2 Lew Alcindor, UCLA, 1968
- 25.9 Reggie Miller, UCLA, 1986
- 25.7 Gary Payton, OSU, 1990
- 25.6 Bob Houbregs, WASH, 1953
- 25.3 Adam Keefe, STAN, 1992
- 25.2 John Block, USC, 1966

FRESHMAN SCORING AVERAGE

ALL GAMES

- 23.2 Markelle Fultz, WASH, 2017
- 21.1 Shareef Abdur-Rahim, CAL, 1996
- 20.6 Harold Miner, USC, 1990
- 20.7 O.J. Mayo, USC, 2008
- 19.7 Jerryd Bayless, ARIZ, 2008
- 19.0 Ike Diogu, ASU, 2003
- 18.6 Don MacLean, UCLA, 1989
- 18.5 Jahii Carson, ASU, 2013
- 18.4 Cliff Robinson, USC, 1978
- 17.9 Shabazz Muhammad, UCLA, 2013

MOST FIELD GOALS

ALL GAMES

- 346 Lew Alcindor, UCLA, 1967
- 325 Bob Houbregs, WASH, 1953
- 303 Lew Alcindor, UCLA, 1969
- 294 Lew Alcindor, UCLA, 1968
- 288 Gary Payton, OSU, 1990
- 283 Byron Scott, ASU, 1983
- 281 Chris Welp, WASH, 1987
- 277 Gail Goodrich, UCLA, 1965
- 277 Bill Walton, UCLA, 1973
- 276 Richard Washington, UCLA, 1976
- 276 Khalid Reeves, ARIZ, 1994

MOST FIELD GOAL ATTEMPTS

ALL GAMES

- 626 Ron Tomsic, STAN, 1953
- 623 Eddie House, ASU, 2000
- 604 Bob Houbregs, WASH, 1953
- 592 Joseph Young, ORE, 2015
- 590 Ron Lee, ORE, 1975
- 582 Willie Naulls, UCLA, 1956
- 579 Mel Counts, OSU, 1964
- 574 Mel Counts, OSU, 1963
- 572 Khalid Reeves, ARIZ, 1994
- 571 Gary Payton, OSU, 1990
- 571 Harold Miner, USC, 1992

HIGHEST FIELD GOAL PCT.

ALL GAMES (Min. 3.0 made per game)

- .756 Jelani McCoy, UCLA, 1997 (152-of-201)
- .746 Steve Johnson, OSU, 1981 (235-of-315)
- .710 Steve Johnson, OSU, 1980 (211-of-297)
- .702 Mark McNamara, CAL, 1982 (231-of-329)
- .681 Jakob Poeltl, UTAH, 2015 (128-of-188)
- .676 Todd MacCulloch, WASH, 1997 (163-of-241)
- .676 Jelani McCoy, UCLA, 1996 (138-of-204)
- .667 Lew Alcindor, UCLA, 1967 (346-of-519)
- .66477 Eric Boateng, ASU, 2010 (117-of-176)
- .66475 Bill Walton, UCLA, 1974 (232-of-349)

MOST 3-POINT FIELD GOALS

ALL GAMES

- 120 Salim Stoudamire, ARIZ, 2005
- 116 Bryce Alford, UCLA, 2017
- 114 Steve Kerr, ARIZ, 1988
- 113 Stevin Smith, ASU, 1993
- 112 Damon Stoudamire, ARIZ, 1995
- 110 Tajuan Porter, ORE, 2007
- 108 Torian Graham, ASU, 2017
- 106 Jason Gardner, ARIZ, 2002
- 98 Klay Thompson, WSU, 2011
- 98 Gabe York, ARIZ, 2016

MOST 3-POINT FIELD GOAL ATT.

ALL GAMES

- 300 Stevin Smith, ASU, 1993
- 279 Torian Graham, ASU, 2017
- 276 Jason Gardner, ARIZ, 2002
- 270 Bryce Alford, UCLA, 2017
- 265 Damon Stoudamire, ARIZ, 1994
- 260 Stevin Smith, ASU, 1994
- 252 Tajuan Porter, ORE, 2007
- 249 Desmon Farmer, USC, 2004
- 246 Klay Thompson, WSU, 2011
- 244 Jeremy Green, STAN, 2010

HIGHEST 3-POINT FIELD GOAL PCT.

ALL GAMES (Min. 1.0 made per game)

- .573 Steve Kerr, ARIZ, 1988 (114-of-199)
- .568 Derrick Williams, ARIZ, 2011 (42-of-74)
- .527 Grant Leep, WASH, 2002 (39-of-74)
- .525 Darren Collison, UCLA, 2008 (53-of-101)
- .517 Todd Lichti, STAN, 1988 (46-of-89)
- .515 Michael Roll, UCLA, 2009 (51-of-99)

- .514 Michael McDonald, STAN 2001 (56-of-109)
- .513 Matt Anderson, ASU, 1989 (41-of-80)
- .5042 Salim Stoudamire, ARIZ, 2005 (120-of-238)
- .5038 Jason Calliste, ORE, 2014 (65-of-129)

MOST FREE THROWS

ALL GAMES

- 273 Andrew Andrews, WASH, 2016
- 248 Ike Diogu, ASU, 2005
- 247 Derrick Williams, ARIZ, 2011
- 243 Ike Diogu, ASU, 2004
- 237 Mel Counts, OSU, 1964
- 232 Harold Miner, USC, 1992
- 211 Khalid Reeves, ARIZ, 1994
- 206 Roberto Nelson, OSU, 2014
- 204 James Harden, ASU, 2009
- 203 Adam Keefe, STAN, 1991

MOST FREE THROW ATTEMPTS

ALL GAMES

- 331 Derrick Williams, ARIZ, 2011
- 328 Swede Halbrook, OSU, 1954
- 321 Andrew Andrews, WASH, 2016
- 316 Mel Counts, OSU, 1964
- 311 Ike Diogu, ASU, 2005
- 298 Ike Diogu, ASU, 2004
- 294 Milo Mclvor, WSU, 1921
- 286 Harold Miner, USC, 1992
- 283 Larry Beck, WSU, 1956
- 281 Dean Parsons, WASH, 1954

HIGHEST FREE THROW PCT.

ALL GAMES (Min. 2.0 made per game)

- .950 Rod Foster, UCLA, 1982 (95-of-100)
- .933 Jerome Randle, CAL, 2010 (139-of-1490)
- .931 Ryan Mendez, STAN, 2001 (94-of-101)
- .925 Joseph Young, ORE, 2015 (124-of-134)
- .923 Kevin Mixon, ORE, 1991 (60-of-65)
- .921 Don MacLean, UCLA, 1992 (197-of-214)
- .920 Dion Cross, STAN, 1996 (81-of-88)
- .918 Tajuan Porter, ORE, 2010 (56-of-61)
- .914 Chris Hernandez, STAN, 2004 (96-of-105)
- .910 Salim Stoudamire, ARIZ, 2005 (122-of-134)

**MOST ASSISTS
ALL GAMES**

1. 294 Ahlon Lewis, ASU, 1998
2. 274 Lonzo Ball, UCLA, 2017
3. 272 Jason Kidd, CAL, 1994
4. 256 Larry Drew II, UCLA, 2013
5. 248 Brandon Granville, USC, 2000
6. 247 Russell Brown, ARIZ, 1979
7. 244 Gary Payton, OSU, 1989
8. 238 T.J. McConnell, ARIZ, 2015
9. 236 Pooh Richardson, UCLA, 1989
10. 235 Gary Payton, OSU, 1990

**MOST ASSISTS
ALL GAMES - FRESHMAN**

1. 274 Lonzo Ball, UCLA, 2017
2. 229 Gary Payton, OSU, 1987
3. 222 Jason Kidd, CAL, 1993
4. 197 Russell Brown, ARIZ, 1979
5. 179 Pooh Richardson, UCLA, 1986
6. 178 Mike Bibby, ARIZ, 1997
7. 177 Jahii Carson, ASU, 2013
8. 175 Jelani Gardner, CAL, 1995
- 175 Kenya Wilkins, ORE, 1994
10. 162 Jason Gardner, ARIZ, 2000

**MOST STEALS
ALL GAMES**

1. 110 Jason Kidd, CAL, 1993
2. 100 Gary Payton, OSU, 1990
3. 95 Jordan Adams, UCLA, 2014
- 95 Gary Payton II, OSU, 2015
5. 94 Jeff Trepagnier, USC, 2000
6. 91 Jared Cunningham, OSU, 2012
- 91 Gary Payton, OSU, 1989
- 91 Lester Connor, OSU, 1982
9. 89 Malcolm Armstead, ORE, 2011
10. 85 Jared Cunningham, OSU, 2011
- 85 Jason Terry, ARIZ, 1997

**MOST STEALS
ALL GAMES - FRESHMAN**

1. 110 Jason Kidd, CAL, 1993
2. 77 Baron Davis, UCLA, 1998
- 77 Brevin Knight, STAN, 1994
4. 76 Mike Bibby, ARIZ, 1997
5. 73 James Harden, ASU, 2008
- 73 Jordan Adams, UCLA, 2013
7. 71 Gilbert Arenas, ARIZ, 2000
8. 69 Maurice Jones, USC, 2011
- 69 De'Anthony Melton, USC, 2017
10. 68 Errick Craven, USC, 2002

**MOST REBOUNDS
ALL GAMES**

1. 506 Bill Walton, UCLA, 1973
2. 489 Mel Counts, OSU, 1964
3. 485 Mel Counts, OSU, 1963
4. 466 Lew Alcindor, UCLA, 1967
- Bill Walton, UCLA, 1972
6. 465 Bob Peterson, ORE, 1952
7. 461 Lew Alcindor, UCLA, 1968
8. 448 Jim Loscutt, ORE, 1955
9. 440 Lew Alcindor, UCLA, 1969
10. 415 Kevin Love, UCLA, 2008

**HIGHEST REBOUNDING AVERAGE
ALL GAMES**

1. 17.2 Jim Loscutt, ORE, 1955
2. 16.9 Mel Counts, OSU, 1964
- Bill Walton, UCLA, 1973
4. 16.6 Bob Peterson, ORE, 1952
5. 16.5 Lew Alcindor, UCLA, 1968
6. 15.6 Mel Counts, OSU, 1963
7. 15.5 Lew Alcindor, UCLA, 1967
- Bill Walton, UCLA, 1972
9. 15.3 Ron Riley, USC, 1971
10. 14.8 Steve Hawes, WASH, 1971

**MOST REBOUNDS
ALL GAMES - FRESHMAN**

1. 415 Kevin Love, UCLA, 2008
2. 331 Kevon Looney, UCLA, 2015
3. 321 Taj Gibson, USC, 2007
4. 318 Luc Richard Mbah a Moute, UCLA, 2006
5. 303 Aaron Gordon, ARIZ, 2014
6. 302 Kyle Anderson, UCLA, 2013
7. 291 Ivan Rabb, CAL, 2016
8. 287 T.J. Leaf, UCLA, 2017
9. 269 Ryan Anderson, CAL, 2007
10. 266 Lauri Markkanen, ARIZ, 2017

**HIGHEST REBOUNDING AVERAGE
ALL GAMES - FRESHMAN**

1. 10.6 Kevin Love, UCLA, 2008
2. 9.6 Cliff Robinson, USC, 1978
3. 9.5 Leon Powe, CAL, 2004
4. 9.2 Kevon Looney, UCLA, 2015
5. 8.9 Steve Puidokas, WSU, 1974
6. 8.8 Michael Wright, ARIZ, 1999
- 8.7 Taj Gibson, USC, 2007
8. 8.6 Bob McKean, CAL, 1952
- 8.6 Tim Young, STAN, 1995
- 8.6 Kyle Anderson, UCLA, 2013
- 8.6 Ivan Rabb, CAL, 2016

**BLOCKED SHOTS
ALL GAMES**

1. 133 Jordan Bachynski, ASU, 2014
2. 120 Jordan Bachynski, ASU, 2013
3. 115 Mario Bennett, ASU, 1995
4. 113 Rodger Farrington, ASU, 1997
5. 110 Chris Boucher, ORE, 2016
6. 102 Jelani McCoy, UCLA, 1996
- 102 Loren Woods, ARIZ, 2000
8. 100 Taj Gibson, USC, 2009
9. 94 Jordan Bell, ORE, 2015
10. 88 Malik Dime, WASH, 2016

**BLOCKED SHOTS
ALL GAMES - FRESHMAN**

1. 102 Jelani McCoy, UCLA, 1996
2. 94 Jordan Bell, ORE, 2015
3. 73 Robin Lopez, STAN, 2007
4. 69 Taj Gibson, USC, 2007
- 69 Eric Moreland, OSU, 2012
6. 63 Jakob Poeltl, UTAH, 2015
7. 59 Michael Stewart, CAL, 1994
8. 55 Mario Bennett, ASU, 1992
- 55 Marquese Chriss, WASH, 2016
10. 54 Spencer Hawes, WASH, 2007
- 54 Jamal Sampson, CAL, 2002
- 54 Chimezie Metu, USC, 2016

PAC-12 MEN'S BASKETBALL – BEST SEASON PERFORMANCE

(Conference games only)

**MOST POINTS
CONFERENCE GAMES**

1. 500 Reggie Miller, UCLA, 1986
2. 486 Terrell Brandon, ORE, 1991
3. 484 Harold Miner, USC, 1992
4. 463 Adam Keefe, STAN, 1992
5. 454 Gary Payton, OSU, 1990
- Lamond Murray, CAL, 1994
7. 442 Don Collins, WSU, 1980
8. 424 Harold Miner, USC, 1991
9. 417 Khalid Reeves, ARIZ, 1994
10. 416 Damon Stoudamire, ARIZ, 1995

**HIGHEST SCORING AVERAGE
CONFERENCE GAMES**

1. 27.8 Reggie Miller, UCLA, 1986
2. 27.5 Lew Alcindor, UCLA, 1968
- John Block, USC, 1966
4. 27.4 Lew Alcindor, UCLA, 1967
5. 27.3 Stan Love, ORE, 1971
6. 27.0 Terrell Brandon, ORE, 1991
7. 26.9 Harold Miner, USC, 1992
8. 26.1 Ed Gray, CAL, 1997
9. 25.7 Adam Keefe, STAN, 1992
10. 25.2 Gary Payton, OSU, 1990
- 25.2 Lamond Murray, CAL, 1994

**MOST REBOUNDS
CONFERENCE GAMES**

1. 282 Jim Loscutt, ORE, 1955
2. 239 Bill Walton, UCLA, 1972
3. 231 Willie Naulls, UCLA, 1956
4. 229 Chet Noe, ORE, 1953
5. 228 Bill Walton, UCLA, 1973
6. 226 Doug Smart, WASH, 1959
- 226 Todd MacCulloch, WASH, 1999
8. 224 Adam Keefe, STAN, 1992
9. 223 Bob Peterson, ORE, 1952
10. 223 Jon Brockman, WASH, 2009

**HIGHEST REBOUNDING AVERAGE
CONFERENCE GAMES**

1. 17.6 Jim Loscutt, ORE, 1955
2. 17.1 Bill Walton, UCLA, 1972
3. 16.3 Lew Alcindor, UCLA, 1968
- 16.3 Bill Walton, UCLA, 1973
5. 15.1 Steve Hawes, WASH, 1971
6. 15.0 Ron Riley, USC, 1971
- 15.0 Ron Riley, USC, 1972
8. 14.8 Steve Hawes, WASH, 1972
9. 14.4 Willie Naulls, UCLA, 1956
- 14.4 Bill Walton, UCLA, 1974

INDIVIDUAL - SELECTED CATEGORIES**MOST POINTS - ALL GAMES**

- 61 Lew Alcindor, UCLA vs. WSU, Feb. 25, 1967
- 61 Eddie House, ASU vs. CAL, Jan. 8, 2000
- 58 Gary Payton, OSU vs. USC, Feb. 22, 1990
- 56 Lew Alcindor, UCLA vs. USC, Dec. 3, 1966
- 50 Hank Luisetti, STAN vs. Duquesne, Jan. 1, 1938
- 49 Bob Houbregs, WASH vs. Idaho, Jan. 10, 1953
Casey Jacobsen, STAN vs. ASU, Jan. 31, 2002
- 48 Mel Counts, OSU vs. Louisiana State, Dec. 26, 1963
Gary Payton, OSU vs. Loyola Marymount, Dec. 19, 1989
Ed Gray, CAL vs. WSU, Feb. 22, 1997

Times 40 or more (multiple efforts only): Alcindor 6; House 4; Houbregs, Greg Ballard 3, Payton 3; John Block, Mel Counts, Gail Goodrich, Casey Jacobsen, Brian Quinnett, Reggie Miller, Damon Stoudamire, Klay Thompson 2

MOST POINTS - ALL GAMES (Freshman)

- 41 Don MacLean, UCLA vs. North Texas State, Dec. 30, 1988
- 39 Jerryd Bayless, Arizona vs. Arizona State, Feb. 10, 2008
- 39 Cliff Robinson, USC vs. California, Feb. 2, 1978
- 38 Charlie Moore, California vs. UC Irvine, Nov. 16, 2016
- 38 Tajuan Porter, Oregon vs. Portland State, Nov. 12, 2006
- 37 O.J. Mayo, USC at Arizona State, March 1, 2008
- 37 Harold Miner, USC vs. Oregon State, Jan. 25, 1990
- 37 Harold Miner, USC vs. Central Connecticut St., Dec. 28, 1989
- 37 Markelle Fultz, Washington vs. Colorado, Jan. 18, 2017
- 35 Markelle Fultz, Washington vs. Cal State Fullerton, Nov. 17, 2016
- 35 Mario Bennett, Arizona State vs. Arizona, Feb. 20, 1992
- 35 Clifford Robinson, USC vs. Portland State, Jan. 20, 1978

MOST POINTS - CONFERENCE GAME

- 61 Lew Alcindor, UCLA vs. WSU, Feb. 25, 1967
- 61 Eddie House, ASU vs. CAL, Jan. 8, 2000
- 58 Gary Payton, OSU vs. USC, Feb. 22, 1990
- 49 Bob Houbregs, WASH vs. Idaho, Jan. 10, 1953
Casey Jacobsen, STAN vs. ASU, Jan. 31, 2002
- 48 Ed Gray, CAL vs. WSU, Feb. 22, 1997
- 47 Andrew Andrews, WASH vs. WSU, Mar. 2, 2016
- 45 John Block, USC vs. WASH, Feb. 11, 1966
Paul Williams, ASU vs. USC, Mar. 10, 1983
Damon Stoudamire, ARIZ vs. STAN, Jan. 14, 1995

MOST POINTS - CONFERENCE GAME (Freshman)

- 39 Cliff Robinson, USC vs. CAL, Feb. 2, 1978
- Jerryd Bayless, ARIZ vs. ASU, Feb. 10, 2008

MOST REBOUNDS - ALL GAMES

- 36 Swede Halbrook, OSU vs. Idaho, Feb. 15, 1955
- 32 Swede Halbrook, OSU vs. Idaho, Feb. 14, 1955
- Jim Loscutt, ORE vs. Brigham Young, Jan. 28, 1955
- 30 Ed Corell, WASH vs. ORE, 1962 (date n/a)
- 28 Steve Hawes, WASH vs. STAN, 1972 (date n/a)
Willie Naulls, UCLA vs. ASU, Jan. 28, 1956
Cliff Robinson, USC vs. Portland State, Jan. 20, 1978
David Bluthenthal, USC vs. ASU, Jan. 20, 2000
- 27 Rich Kelley, STAN vs. Kentucky, Dec. 22, 1974
Jim McKean, WSU vs. West Virginia, Dec. 28, 1966
Bob Presley, CAL vs. St. Mary's, Dec. 6, 1967
Bill Walton, UCLA vs. Loyola (Chicago), Jan. 25, 1973
Bill Walton, UCLA vs. Maryland, Dec. 1, 1973

Times 25 or more: Halbrook 3; Presley, Walton 2

MOST REBOUNDS - CONFERENCE GAME

- 36 Swede Halbrook, OSU vs. Idaho, Feb. 15, 1955
- 32 Swede Halbrook, OSU vs. Idaho, Feb. 14, 1955
- 28 Steve Hawes, WASH vs. STAN, 1972
- David Bluthenthal, USC vs. ASU, Jan. 20, 2000
- 26 Dean Parsons, WASH vs. Idaho, 1955
- 25 Bob Presley, CAL vs. OSU, Feb. 24, 1968
Ron Riley, USC vs. WSU, 1972
- 24 Lew Alcindor, UCLA vs. WSU, Feb. 25, 1967
Ted Werner, WSU vs. UCLA, Feb. 13, 1965

MOST ASSISTS - ALL GAMES

- 19 Russell Brown, ARIZ vs. Grand Canyon, Dec. 8, 1979
- 18 Jason Kidd, CAL vs. STAN, Jan. 20, 1994
- 17 Russell Brown, ARIZ vs. CAL, Feb. 2, 1979
- 16 Rafael Stone, WASH vs. CAL, 1969-70
Ahlon Lewis, ASU vs. Northern Arizona, Dec. 3, 1997
Earl Watson, UCLA vs. Maryland, Mar. 18, 2000
Mitch Johnson, STAN vs. Marquette, Mar. 22, 2008
Jordan McLaughlin, USC vs. Lafayette, Dec. 23, 2015
- 15 Nine times. Last; Johnathan Loyd, ORE vs. Ole Miss, Dec. 8, 2013

MOST ASSISTS - CONFERENCE GAME

- 18 Jason Kidd, CAL vs. STAN, Jan. 20, 1994
- 17 Russell Brown, ARIZ vs. CAL, Feb. 2, 1979
- 16 Rafael Stone, WASH vs. CAL, 1970 (date n/a)
- 15 Chester Dorsey, WASH vs. UCLA, 1975 (date n/a)
Gary Payton, OSU vs. ASU, Nov. 30, 1989
Donminic Ellison, WSU vs. CS Northridge, Jan. 25, 1995
Curtis Allen, WASH vs. ASU, Jan. 10, 2002
Darren Collison, UCLA vs. ARIZ, Feb. 17, 2007
- 14 Seven times. Last; Lonzo Ball, UCLA vs. WSU, Mar. 4, 2017

MOST STEALS - ALL GAMES

- 11 Tyus Edney, UCLA vs. George Mason, Dec. 22, 1994
- 10 Brevin Knight, STAN vs. McNeese State, 1994
- Jeff Trepagnier, USC vs. Utah State, Nov. 11, 1999
- 9 Jason Hamilton, WASH vs. Eastern Wash., Nov. 28, 1995
Kenya Wilkins, ORE vs. Boise State, Dec. 20, 1996
Bennett Davison, ARIZ vs. STAN, Feb. 28, 1998
Darren Collison, UCLA vs. Long Beach State, Nov. 28, 2006
- 8 16 times. Last; T.J. McConnell, ARIZ vs. OSU, Jan. 30, 2013

MOST BLOCKED SHOTS - ALL GAMES

- 14 Loren Woods, ARIZ vs. ORE, Feb. 3, 2000
- 12 Brook Lopez, STAN vs. USC, Jan. 25, 2007
- Jordan Bachynski, ASU vs. CS Northridge, Dec. 8, 2013

TEAM**MOST POINTS - ALL GAMES**

- 149 UCLA vs. Loyola Marymount (98), Dec. 2, 1990
- 134 UCLA vs. UC Irvine (101), Nov. 23, 1990
- 133 UCLA vs. Louisiana State (84), Dec. 23, 1969
ARIZ vs. Duquesne (78), Nov. 27, 1987
- 131 WSU vs. Prairie View A&M (89), Jan. 14, 1991
- 130 WASH vs. Chico State (67), Dec. 1, 1992
- 129 STAN vs. Yale (108), Dec. 6, 1986
- 128 UTAH vs. Evergreen State, Nov. 8, 2013
ORE vs. Savannah State, Dec. 3, 2016
- 127 UCLA vs. Miami, Fla. (69), Dec. 12, 1969
CAL vs. Oklahoma City (67), Jan. 3, 1972
ARIZ vs. ASU (99), Jan. 15, 1998
ASU vs. The Citadel, Nov. 23, 2016

MOST POINTS - CONFERENCE GAME

- 127 ARIZ vs. ASU (99), Jan. 15, 1998
- 121 UCLA vs. WSU (77), Jan. 4, 1964
ASU vs. WASH (90), Dec. 22, 1988
- 120 UCLA vs. STAN (90), Feb. 27, 1970
UCLA vs. STAN (74), Feb. 26, 1976
- 119 UCLA vs. ORE (78), Feb. 16, 1969
- 118 UCLA vs. STAN (79), Jan. 14, 1972
- 116 UCLA vs. STAN (78), Jan. 14, 1967
OSU vs. ARIZ (80), Jan. 13, 1979
STAN vs. UCLA (110), Dec. 23, 1987 (20T)
ARIZ vs. WASH (61), Dec. 20, 1988
ARIZ vs. ASU (80), Feb. 18, 1993

PAC-12 COACHING RECORDS

2017-2018

WINNING PERCENTAGE (Conference Games Only)

| COACH, SCHOOL | YRS | W-L | PCT |
|---|----------|---------------|-------------|
| 1. Gary Cunningham, UCLA (1978-79) | 2 | 29-3 | .906 |
| 2. Ben Cherrington, CAL (1917) | 1 | 5-1 | .833 |
| 3. Gene Bartow, UCLA (1976-77) | 2 | 23-5 | .821 |
| 4. John Wooden, UCLA (1949-75) | 27 | 304-74 | .810 |
| 5. Dean Walker, ORE (1919) | 1 | 11-3 | .786 |
| 6. Ernie Holbrook, USC (1943-44) | 2 | 7-2 | .778 |
| 7. Lute Olson, ARIZ (1984-07) | 24 | 327-101 | .764 |
| 8. Bob Evans, STAN (1919-20) | 2 | 9-3 | .750 |
| 9. Jim Rosborough, ARIZ (2001) | 1 | 3-1 | .750 |
| 10. Jim Harrick, UCLA (1989-96) | 8 | 107-37 | .743 |
| Sean Miller, ARIZ (2010-) | 8 | 107-37 | .743 |
| 12. Walter Powell, STAN (1921) | 1 | 8-3 | .727 |
| 13. Larry Farmer, UCLA (1982-84) | 3 | 39-15 | .722 |
| 14. Pete Newell, CAL (1955-60) | 6 | 63-26 | .708 |
| 15. Larry Brown, UCLA (1980-81) | 2 | 25-11 | .694 |
| 16. Ben Howland, UCLA (2004-13) | 10 | 121-58 | .676 |
| 17. Dana Altman, ORE (2011-) | 7 | 85-41 | .675 |
| 18. Earl Wright, CAL (1920-24) | 4 | 30-15 | .667 |
| 19. Ralph Miller, OSU (1971-89) | 19 | 204-106 | .658 |
| 20. Tippy Dye, WASH (1951-59) | 9 | 99-52 | .656 |
| 21. Mike Montgomery, STAN/CAL (1986-04/09-14) | 24 | 282-150 | .653 |
| 22. Walt Hazzard, UCLA (1985-88) | 4 | 47-25 | .653 |
| 23. Hec Edmundson, WASH (1921-47) | 27 | 266-146 | .646 |
| 24. Sam Barry, USC (1930-41, 1946-50) | 17 | 137-76 | .643 |
| 25. Ned Wulk, ASU (1978-82) | 4 | 46-26 | .639 |
| 26. Steve Lavin, UCLA (1997-03) | 7 | 80-46 | .635 |
| 27. Dave MacMillan, ID (1921-27) | 6 | 36-21 | .632 |
| 28. E.J. Stewart, OSU (1916) | 1 | 5-3 | .625 |
| (n/a) Kilduff, CAL (1916) | 1 | 5-3 | .625 |
| Trent Johnson, STAN (2005-08) | 4 | 45-27 | .625 |
| 31. Steve Alford, UCLA (2014-) | 4 | 44-28 | .611 |
| 32. Tony Bennett, WSU (2007-09) | 3 | 32-22 | .593 |
| 33. Howard Hobson, ORE (1936-47) | 11 | 108-77 | .584 |
| 34. Julie Bestos, USC (1942) | 1 | 7-5 | .583 |
| 35. Nibs Price, CAL (1925-54) | 30 | 192-138 | .582 |
| 36. Bob Boyd, USC (1967-79) | 13 | 106-80 | .570 |
| 37. Bob Hager, OSU (1923-28) | 6 | 34-27 | .557 |
| 38. Tim Floyd, USC (2006-09) | 4 | 39-33 | .542 |
| 39. Everett May, OSU (1917) | 1 | 7-6 | .538 |
| 40. Cuonzo Martin, CAL (2015-) | 3 | 29-25 | .537 |
| 41. Slats Gill, OSU (1929-64) | 31 | 276-241 | .534 |
| 42. John Bunn, STAN (1931-38) | 8 | 52-46 | .531 |
| 43. John Warren, ORE (1945-51) | 5 | 44-39 | .530 |
| Lorenzo Romar, WASH (2003-) | 15 | 143-127 | .530 |
| 45. Art McLarney, WASH (1948-50) | 3 | 27-25 | .519 |
| 46. Tad Boyle, COLO (2012-) | 7 | 64-60 | .516 |
| 47. Ben Braun, CAL (1997-08) | 12 | 110-106 | .509 |
| 48. William Reinhart, ORE (1924-35) | 12 | 80-80 | .500 |
| Andy Russo, WASH (1986-89) | 4 | 36-36 | .500 |
| Bob Weinbauer, ASU (1983-85) | 3 | 27-27 | .500 |
| Leo Calland, USC (1928-29) | 2 | 10-10 | .500 |
| Russ Pennell, ARIZ (2009) | 1 | 9-9 | .500 |
| William Hollender, CAL (1919-20) | 2 | 7-7 | .500 |
| Bob Cantu, USC (2013) | 1 | 7-7 | .500 |
| Larry Krystkowiak, UTAH (2012-) | 6 | 54-54 | .500 |
| 56. Marv Harshman, WSU/WASH (1959-71/1972-85) | 23 | 176-177 | .499 |
| 57. Stan Morrison, USC (1980-86) | 7 | 62-64 | .492 |
| 58. Dick Harter, ORE (1972-78) | 7 | 48-50 | .490 |
| 59. Paul Valenti, OSU (1960-70) | 6 | 41-43 | .488 |
| 60. Andy Kerr, STAN (1923-26) | 4 | 12-13 | .480 |
| 61. Bill Borchert, ORE (1952-56) | 5 | 38-42 | .475 |
| 62. Jack Friel, WSU (1929-58) | 30 | 232-257 | .474 |
| Lou Campanelli, CAL (1986-92) | 8 | 64-71 | .474 |
| 64. Bill Frieder, ASU (1990-97) | 8 | 67-77 | .465 |
| 65. Henry Bibby, USC (1996-04) | 9 | 71-82 | .464 |
| 66. Johnny Dawkins, STAN (2009-16) | 8 | 66-78 | .458 |
| 67. Howard Dallmar, STAN (1955-75) | 21 | 132-160 | .452 |
| Tex Winter, WASH (1969-71) | 3 | 19-23 | .452 |
| 69. Everett Dean, STAN (1939-51) | 11 | 60-73 | .451 |
| 70. John Davidson, WASH (1916-17) | 2 | 9-11 | .450 |

| | | | |
|--|-----------|----------------|-------------|
| 71. Forrest Twogood, ID/USC (1937-41/1951-66) | 21 | 135-168 | .446 |
| 72. Herb Sendek, ASU (2007-15) | 9 | 72-90 | .444 |
| Don Newman, ASU (1998) | 1 | 8-10 | .444 |
| 74. George Raveling, WSU/USC (1973-83/1987-94) | 19 | 140-178 | .440 |
| 75. Charles Finley, ID (1948-54) | 7 | 49-63 | .438 |
| 76. Jim Anderson, OSU (1990-95) | 6 | 47-61 | .435 |
| 77. R.B. Rutherford, OSU (1921-22) | 2 | 12-16 | .429 |
| 78. Ernie Kent, ORE/WSU (1998-2010/14-) | 16 | 123-165 | .427 |
| 79. Jerry Green, ORE (1993-97) | 5 | 38-52 | .422 |
| 80. Claude Hunt, WASH (1919) | 1 | 5-7 | .417 |
| Leonard Allison, WASH (1920) | 1 | 5-7 | .417 |
| 82. Jim Padgett, CAL (1969-72) | 4 | 23-33 | .411 |
| 83. Don Monson, ORE (1984-92) | 9 | 66-96 | .407 |
| 84. John Grayson, WASH (1960-63) | 4 | 19-28 | .404 |
| 85. Gene VanGent, STAN (1922) | 1 | 4-6 | .400 |
| 86. Bob Bender, WASH (1994-02) | 9 | 63-97 | .394 |
| Fred Snowden, ARIZ (1973-82) | 4 | 28-44 | .389 |
| 88. Sly Huntington, ORE (1920) | 1 | 5-8 | .385 |
| 89. Rob Evans, ASU (1999-06) | 8 | 55-89 | .382 |
| Kevin O'Neill, ARIZ/USC (2008/10-13) | 5 | 29-47 | .382 |
| 91. Kelvin Sampson, WSU (1988-94) | 7 | 48-78 | .381 |
| 92. Fred Bohler, WSU (1909-26) | 9 | 38-62 | .380 |
| 93. Husky Hunt, STAN (1927-30) | 4 | 12-20 | .375 |
| 94. Rene Herrerias, CAL (1961-68) | 8 | 40-67 | .374 |
| 95. Wilbur Johns, UCLA (1940-48) | 9 | 34-58 | .370 |
| 96. Craig Robinson, OSU (2009-14) | 6 | 39-69 | .361 |
| 97. Steve Patterson, ASU (1984-88) | 4 | 23-41 | .359 |
| 98. Harlan Hodges, ID (1955-59) | 5 | 28-52 | .350 |
| 99. Tom Davis, STAN (1982-86) | 4 | 25-47 | .347 |
| 100. Dick Edwards, CAL (1973-78) | 6 | 29-55 | .345 |
| 101. Kevin Eastman, WSU (1995-99) | 5 | 31-59 | .344 |
| 102. Mac Duckworth, WASH (1964-68) | 5 | 24-47 | .338 |
| 103. Dick Bennett, WSU (2004-06) | 3 | 18-36 | .333 |
| Charlie Parker, USC (1995-96) | 2 | 9-18 | .333 |
| Bill Hargiss, OSU (1919-20) | 2 | 8-16 | .333 |
| Bobby Muth, USC (1944-45) | 2 | 3-6 | .333 |
| Andy Anfield, USC (2014-) | 4 | 24-48 | .333 |
| Jerod Haase, STAN (2017-) | 1 | 6-12 | .333 |
| Bobby Hurley, ASU (2016-) | 2 | 12-24 | .333 |
| Wayne Tinkle, OSU (2015-) | 3 | 18-36 | .333 |
| 111. Ken Bone, WSU (2010-14) | 5 | 29-61 | .322 |
| 112. Len Stevens, WSU (1984-87) | 4 | 23-49 | .319 |
| Lynn Nance, WASH (1990-93) | 4 | 22-47 | .319 |
| 114. J.A. Brown, ID (1943-46) | 4 | 21-46 | .313 |
| 115. Robert Burnett, STAN (1952-54) | 3 | 11-25 | .306 |
| 116. Steve Belko, ORE (1957-71) | 10 | 44-102 | .301 |
| 117. Jim Haney, ORE (1979-83) | 5 | 27-63 | .300 |
| 118. Dick Kuchen, CAL (1979-85) | 7 | 37-89 | .294 |
| 119. George Bohler, ORE (1921-23) | 3 | 10-26 | .278 |
| Jim Saia, USC (2005) | 1 | 5-13 | .278 |
| 121. Jay John, OSU (2003-08) | 6 | 28-74 | .275 |
| 122. Rich Fox, ID (1928-36) | 9 | 35-97 | .265 |
| 123. Todd Bozeman, CAL (1993-96) | 4 | 14-40 | .259 |
| 124. Bob Schermerhorn, ASU (1989) | 1 | 2-6 | .250 |
| Bill Hunter, USC (1922) | 1 | 1-3 | .250 |
| 126. Eddie Payne, OSU (1995-00) | 5 | 22-68 | .244 |
| 127. Dick DiBiaso, STAN (1975-81) | 7 | 27-87 | .237 |
| 128. J.W. Stewart, MONT (1924-29) | 6 | 12-41 | .226 |
| 129. Ritchie McKay, OSU (2001-02) | 2 | 8-28 | .222 |
| 130. Caddy Works, UCLA (1922-39) | 12 | 28-102 | .215 |
| 131. Les Turner, USC (1923-27) | 5 | 6-22 | .214 |
| Bob Greenwood, WSU (1972) | 1 | 3-11 | .214 |
| 133. Karl Schlademan, WSU (1927-28) | 2 | 4-16 | .200 |
| 134. George Dahlberg, MONT (1938) | 1 | 3-17 | .150 |
| 135. Paul Graham, WSU (2000-03) | 4 | 9-63 | .125 |
| Guy Wicks, ID (1947) | 2 | 4-28 | .125 |
| 137. Ben Lindsey, ARIZ (1983) | 1 | 1-17 | .056 |
| 138. Russel Wilson, STAN (1918) | 1 | 0-6 | .000 |
| Hugo Bezdek, ORE (1917) | 1 | 0-8 | .000 |
| Kevin Mouton, OSU (2008) | 1 | 0-12 | .000 |

CAREER VICTORIES (Conference Games Only)

| COACH, SCHOOL | YRS | W-L | PCT |
|---|-----------|----------------|-------------|
| 1. Lute Olson, ARIZ (1984-07)..... | 24 | 327-101 | .764 |
| 2. John Wooden, UCLA (1949-75)..... | 27 | 304-74 | .810 |
| 3. Mike Montgomery, STAN/CAL (1986-04/09-14)..... | 24 | 282-150 | .653 |
| 4. Slats Gill, OSU (1929-1964)..... | 31 | 276-241 | .534 |
| 5. Hec Edmundson, WASH (1921-47)..... | 27 | 266-146 | .646 |
| 6. Jack Friel, WSU (1929-58)..... | 30 | 232-257 | .474 |
| 7. Ralph Miller, OSU (1971-89)..... | 19 | 204-106 | .658 |
| 8. Nibs Price, CAL (1925-54)..... | 30 | 192-138 | .582 |
| 9. Marv Harshman, WSU/WASH (1959-71/1972-85)..... | 23 | 176-177 | .499 |
| 10. Lorenzo Romar, WASH (2003-)..... | 15 | 143-127 | .530 |
| 11. George Raveling, WSU/USC (1973-83/1987-94)..... | 19 | 140-178 | .440 |
| 12. Sam Barry, USC (1930-41, 1946-50)..... | 17 | 137-76 | .643 |
| 13. Forrest Twogood, ID/USC (1937-41/1951-66)..... | 21 | 135-168 | .446 |
| 14. Howard Dallmar, STAN (1955-75)..... | 21 | 132-160 | .452 |
| 15. Ernie Kent, ORE/WSU (1998-2010/14-)..... | 16 | 123-165 | .427 |
| 16. Ben Howland, UCLA (2004-13)..... | 10 | 121-58 | .676 |
| 17. Ben Braun, CAL (1997-08)..... | 12 | 110-106 | .509 |
| 18. Howard Hobson, ORE (1936-47)..... | 11 | 108-77 | .584 |
| 19. Jim Harrick, UCLA (1989-96)..... | 8 | 107-37 | .743 |
| Sean Miller, ARIZ (2010-)..... | 8 | 107-37 | .743 |
| 21. Bob Boyd, USC (1967-79)..... | 13 | 106-80 | .570 |
| 22. Tippy Dye, WASH (1951-59)..... | 9 | 99-52 | .656 |
| 23. Dana Altman, ORE (2011-)..... | 7 | 85-41 | .675 |
| 24. Steve Lavin, UCLA (1997-03)..... | 7 | 80-46 | .641 |
| William Reinhart, ORE (1924-35)..... | 12 | 80-80 | .500 |
| 26. Herb Sendek, ASU (2007-15)..... | 9 | 72-90 | .444 |
| 27. Henry Bibby, USC (1996-05)..... | 9 | 71-82 | .464 |
| 28. Bill Frieder, ASU (1990-97)..... | 8 | 67-77 | .465 |
| 29. Don Monson, ORE (1984-92)..... | 9 | 66-96 | .407 |
| Johnny Dawkins, STAN (2009-)..... | 8 | 66-78 | .458 |
| 31. Lou Campanelli, CAL (1986-92)..... | 8 | 64-71 | .474 |
| Tad Boyle, COLO (2012-)..... | 7 | 64-60 | .516 |
| 33. Pete Newell, CAL (1955-60)..... | 6 | 63-26 | .708 |
| Bob Bender, WASH (1994-02)..... | 9 | 63-97 | .394 |
| 35. Stan Morrison, USC (1980-86)..... | 7 | 62-64 | .492 |
| 36. Everett Dean, STAN (1939-51)..... | 11 | 60-73 | .451 |
| 37. Rob Evans, ASU (1999-06)..... | 8 | 55-89 | .382 |
| 38. Larry Krystkowiak, UTAH (2012-)..... | 6 | 54-54 | .500 |
| 39. John Bunn, STAN (1931-38)..... | 8 | 52-46 | .531 |
| 40. Charles Finley, ID (1948-54)..... | 7 | 49-63 | .438 |
| 41. Dick Harter, ORE (1972-78)..... | 7 | 48-50 | .490 |
| Kelvin Sampson, WSU (1988-94)..... | 7 | 48-78 | .381 |
| 43. Walt Hazzard, UCLA (1985-88)..... | 4 | 47-25 | .653 |
| Jim Anderson, OSU (1990-95)..... | 6 | 47-61 | .435 |
| 45. Ned Wulk, ASU (1958-82)..... | 4 | 46-26 | .639 |
| 46. Trent Johnson, STAN (2005-08)..... | 4 | 45-27 | .625 |
| 47. John Warren, ORE (1945-51)..... | 5 | 44-39 | .530 |
| Steve Belko, ORE (1957-71)..... | 10 | 44-102 | .301 |
| Steve Alford, UCLA (2014-)..... | 4 | 44-28 | .611 |
| 50. Paul Valenti, OSU (1965-70)..... | 6 | 41-43 | .488 |
| 51. Rene Herrerias, CAL (1961-68)..... | 8 | 40-67 | .374 |
| 52. Larry Farmer, UCLA (1982-84)..... | 3 | 39-15 | .722 |
| Tim Floyd, USC (2006-09)..... | 4 | 39-33 | .542 |
| Craig Robinson, OSU (2009-)..... | 6 | 39-69 | .361 |
| 55. Bill Borchert, ORE (1952-56)..... | 5 | 38-42 | .475 |
| Jerry Green, ORE (1993-97)..... | 5 | 38-52 | .422 |
| Fred Bohler, WSU (1909-26)..... | 9 | 38-62 | .380 |
| 58. Dick Kuchen, CAL (1979-85)..... | 7 | 37-89 | .294 |
| 59. Dave MacMillan, ID (1921-27)..... | 6 | 36-21 | .632 |
| Andy Russo, WASH (1986-89)..... | 4 | 36-36 | .500 |
| 61. Rich Fox, ID (1928-36)..... | 9 | 35-97 | .265 |
| 62. Bob Hager, OSU (1923-28)..... | 6 | 34-27 | .557 |
| Wilbur Johns, UCLA (1940-48)..... | 9 | 34-58 | .370 |
| 64. Tony Bennett, WSU (2007-09)..... | 3 | 32-22 | .593 |
| 65. Kevin Eastman, WSU (1995-99)..... | 5 | 31-59 | .344 |
| 66. Earl Wright, CAL (1921-24)..... | 4 | 30-15 | .667 |
| 67. Gary Cunningham, UCLA (1978-79)..... | 2 | 29-3 | .906 |
| Dick Edwards, CAL (1973-78)..... | 6 | 29-55 | .345 |
| Kevin O'Neill, ARIZ/USC (2008/10-13)..... | 5 | 29-47 | .382 |
| Ken Bone, WSU (2010-14)..... | 5 | 29-61 | .322 |
| Cuonzo Martin, CAL (2015-)..... | 3 | 29-25 | .537 |
| 72. Fred Snowden, ARIZ (1973-82)..... | 4 | 28-44 | .389 |
| Harlan Hodges, ID (1955-59)..... | 5 | 28-52 | .350 |
| Caddy Works, UCLA (1922-39)..... | 12 | 28-102 | .215 |
| Jay John, OSU (2003-08)..... | 5 | 28-74 | .275 |
| 76. Art McLarney, WASH (1948-50)..... | 3 | 27-25 | .519 |
| Bob Weinbauer, ASU (1983-85)..... | 3 | 27-27 | .500 |
| Jim Haney, ORE (1979-1983)..... | 5 | 27-63 | .300 |
| Dick DiBiasi, STAN (1975-81)..... | 7 | 27-87 | .237 |
| 80. Larry Brown, UCLA (1980-81)..... | 2 | 25-11 | .694 |
| Tom Davis, STAN (1982-86)..... | 4 | 25-47 | .347 |
| 82. Mac Duckworth, WASH (1964-68)..... | 5 | 24-47 | .338 |
| Andy Enfield, USC (2014-)..... | 4 | 24-48 | .333 |
| 84. Gene Bartow, UCLA (1976-77)..... | 2 | 23-5 | .821 |
| Jim Padgett, CAL (1969-72)..... | 4 | 23-33 | .411 |
| Steve Patterson, ASU (1986-89)..... | 4 | 23-41 | .359 |
| Len Stevens, WSU (1984-87)..... | 4 | 23-49 | .319 |
| 88. Lynn Nance, WASH (1990-93)..... | 4 | 22-47 | .319 |
| Eddie Payne, OSU (1995-99)..... | 5 | 22-68 | .244 |
| 90. J.A. Brown, ID (1943-46)..... | 4 | 21-46 | .313 |
| 91. Tex Winter, WASH (1969-71)..... | 3 | 19-23 | .452 |
| John Grayson, WASH (1960-63)..... | 4 | 19-28 | .404 |
| 93. Dick Bennett, WSU (2004-06)..... | 3 | 18-36 | .333 |
| Wayne Tinkle, OSU (2015-)..... | 3 | 18-36 | .333 |
| 95. Todd Bozeman, CAL (1993-96)..... | 4 | 14-40 | .259 |
| 96. Andy Kerr, STAN (1923-26)..... | 4 | 12-13 | .480 |
| R.B. Rutherford, OSU (1921-22)..... | 2 | 12-16 | .429 |
| Husky Hunt, STAN (1927-30)..... | 4 | 12-20 | .375 |
| J.W. Stewart, MONT (1924-29)..... | 6 | 12-41 | .226 |
| Bobby Hurley, ASU (2016-)..... | 2 | 12-24 | .333 |
| 101. Dean Walker, ORE (1919)..... | 1 | 11-3 | .786 |
| Robert Burnett, STAN (1952-54)..... | 3 | 11-25 | .306 |
| 103. Leo Calland, USC (1928-29)..... | 2 | 10-10 | .500 |
| George Bohler, ORE (1921-23)..... | 3 | 10-26 | .278 |
| 105. Russ Pennell, ARIZ (2009)..... | 1 | 9-9 | .500 |
| Bob Evans, STAN (1919-20)..... | 2 | 9-3 | .750 |
| John Davidson, WASH (1916-17)..... | 2 | 9-11 | .450 |
| Charlie Parker, USC (1995-96)..... | 2 | 9-18 | .333 |
| Paul Graham, WSU (2000-03)..... | 4 | 9-63 | .125 |
| 110. Walter Powell, STAN (1921)..... | 1 | 8-3 | .727 |
| Don Newman, ASU (1998)..... | 1 | 8-10 | .444 |
| Bill Hargiss, OSU (1919-1920)..... | 2 | 8-16 | .333 |
| Ritchie McKay, OSU (2001-02)..... | 2 | 8-28 | .222 |
| 114. Ernie Holbrook, USC (1943-44)..... | 2 | 7-2 | .778 |
| Julie Bestos, USC (1942)..... | 1 | 7-5 | .583 |
| Everett May, OSU (1917)..... | 1 | 7-6 | .538 |
| William Hollender, CAL (1919-20)..... | 2 | 7-7 | .500 |
| Bob Cantu, USC (2013)..... | 2 | 7-7 | .500 |
| 119. Les Turner, USC (1923-1927)..... | 5 | 6-22 | .214 |
| Jerod Haase, STAN (2017-)..... | 1 | 6-12 | .333 |
| 121. Ben Cherrington, CAL (1917)..... | 1 | 5-1 | .833 |
| (n/a) Kilduff, CAL (1916)..... | 1 | 5-3 | .625 |
| E.J. Stewart, OSU (1916)..... | 1 | 5-3 | .625 |
| Leonard Allison, WASH (1920)..... | 1 | 5-7 | .417 |
| Claude Hunt, WASH (1919)..... | 1 | 5-7 | .417 |
| Sly Huntington, ORE (1920)..... | 1 | 5-8 | .385 |
| Jim Saia, USC (2005)..... | 1 | 5-13 | .278 |
| 128. Gene VanGent, STAN (1922)..... | 1 | 4-6 | .400 |
| Karl Schlademan, WSU (1927-28)..... | 2 | 4-16 | .200 |
| Guy Wicks, ID (1947)..... | 2 | 4-28 | .125 |
| 131. Jim Rosborough, ARIZ (2001)..... | 1 | 3-1 | .750 |
| Bobby Muth, USC (1944-45)..... | 2 | 3-6 | .333 |
| Bob Greenwood, WSU..... | 1 | 3-11 | .214 |
| George Dahlberg, MONT (1938)..... | 1 | 3-17 | .150 |
| 135. Bob Schermerhorn, ASU (1989)..... | 1 | 2-6 | .250 |
| 136. Bill Hunter, USC (1922)..... | 1 | 1-3 | .250 |
| Ben Lindsey, ARIZ (1983)..... | 1 | 1-17 | .056 |
| 138. Russell Wilson, STAN (1918)..... | 1 | 0-6 | .000 |
| Hugo Bezdek, ORE (1917)..... | 1 | 0-8 | .000 |
| Kevin Mouton, OSU (2008)..... | 1 | 0-12 | .000 |

Coaching records include all regular season and divisional and conference play-offgames, but do not reflect forfeits. Active coaches are bold.

1915-16

- F Adolph Siebets, OSU
- F Jack Davidson, WASH
- C Dan Foster, CAL
- G P.A. Embury, CAL
- G Ira Mix, OSU

1916-17

- F Adolph Siebets, OSU
- F Ivan Price, WSU
- C George Hjelte, CAL
- G Roy Bohler, WSU
- G Steve Staatz, WASH

1917-18

No Conference competition.

1918-19

- F Ed Durno, ORE
- F McClellan Rockey, WSU
- C Henry Anderson, CAL
- G Hal Chapman, ORE
- G Irving Cook, WASH

1919-20

- F Ed Durno, ORE
- F McClellan Rockey, WSU
- C C.E. Righter, STAN
- G Arthur Eggleston, CAL
- G Irving Cook, WASH

1920-21

- F Ed Durno, ORE
- F C.E. Righter, STAN
- C Henry Sielk, WASH
- G Arthur Eggleston, CAL
- G Fred Adams, STAN

1921-22

- F John Tait, CAL
- F Al Fox, IDA
- C Marshall Hjelte, OSU
- G Jimmy Bryan, WASH
- G Amory Gill, OSU

1922-23

- F Al Fox, IDA
- F John Tait, CAL
- C Hugh Latham, ORE
- G Harold Telford, IDA
- G J.R. Crawford, WASH

1923-24

- F Amory Gill, OSU
- F John Tait, CAL
- C Hugh Latham, ORE
- G Aubrey Kincaid, CAL
- G Dick Welts, WASH

1924-25

- F Bob Hesketh, WASH
- F Harold Ridings, OSU
- C Bill Higgins, CAL
- G Carlos Steele, OSU
- G Algot Westergren, ORE

1925-26

- F Albert Schuss, WASH
- F Jerry Gunther, ORE
- C Bill Higgins, CAL
- G George Dixon, CAL
- G Algot Westergren, ORE

1926-27

- F Francis Watson, CAL
- F Morris Badgro, USC
- C Roy Okerberg, ORE
- G George Dixon, CAL
- G Algot Westergren, ORE

1927-28

- F Monty Snider, WASH
- F Jesse Mortenson, USC
- C Jack Bruner, USC
- G Alfred James, WASH
- G Rufus Gregory, CAL

1928-29

- F Vern Corbin, CAL
- F Frank McMillan, IDA
- C Harold McClary, WASH
- G Harlow Rotherth, STAN
- G Joel Coffield, CAL

1929-30

- F Kent Pursel, CAL
- F Henry Swanson, WASH
- C Jesse Mortenson, USC
- G John Lehnern, USC
- G Art McLarney, WSU

1930-31

- F Richard Linthicum, UCLA
- F Henry Swanson, WASH
- C Wilbur Caldwell, USC
- G Ralph Cairney, WASH
- G Joel Coffield, CAL

1931-32

- F Joe Kintana, CAL
- F Jerry Nemer, USC
- C Huntley Gordon, WSU
- G Ralph Cairney, WASH
- G Carl Vendt, CAL

1932-33

- F Jerry Nemer, USC
- F Hal Eifert, CAL
- C Ed Lewis, OSU
- G Julie Bescos, USC
- G Hal Lee, WASH

1933-34

- F Bob Galer, WASH
- F Hal Eifert, CAL
- C Lee Guttero, USC
- G Hal Lee, WASH
- G Julie Bescos, USC

1934-35

- F Jack Hupp, USC
- F Bob Galer, WASH
- C Lee Guttero, USC
- G George Hibbard, OSU
- G Bryan Moore, STAN

1935-36

- F Hank Luisetti, STAN
- F Wally Palmberg, OSU
- C Ralph Bishop, WASH
- G Bob Egge, WASH
- G Eddie Oram, USC

1936-37

- F Hank Luisetti, STAN
- F Ed Loverich, WASH
- C Ivar Nelson, WSU
- G Eddie Oram, USC
- G Bryan Moore, STAN

1937-38

- F Hank Luisetti, STAN
- F Lauren Gale, ORE
- C Art Stoefer, STAN
- G Jack Calderwood, STAN
- G Wally Johansen, ORE

1938-39

- F Lauren Gale, ORE
- F Ralph Vaughn, USC
- C Urgel Wintermute, ORE
- G George Ziegenfuss, WASH
- G Dale Sears, USC

1939-40

- F Ralph Vaughn, USC
- F John Dick, ORE
- C Dale Sears, USC
- G Tom McGarvin, USC
- G Al Hunter, OSU

1940-41

- F Vic Townsend, ORE
- F Don Burness, STAN
- C Paul Lindeman, WSU
- G Ray Sundquist, WSU
- G Jen Davidson, STAN

1941-42

- F Bob Ormsby, USC
- F Ray Turner, IDA
- C John Mandic, OSU
- G Bill Cowden, STAN
- G Jim Pollard, STAN

1942-43

- F Gale Bishop, WSU
- F Gene Rock, USC
- C Chuck Gilmur, WASH
- G Jim Seminoff, USC
- G Bill Morris, WASH

1943-44

- North**
- F Al Akins, WASH
- F Perry Nelson, WASH
- C Jack Nichols, WASH
- G Bill Morris, WASH
- G Bill Taylor, WASH

South

- F Dick West, UCLA
- F John Higgins, CAL
- C Bob Howard, USC
- G Wayne Hooper, CAL
- G Bill Rankin, UCLA

1944-45

- North**
- F Dick Wilkins, ORE
- F Ephraim Rocha, OSU
- C Vince Hanson, WSU
- G Bob Hamilton, ORE
- G Bob Jorgenson, WASH

South

- F Gus Mota, CAL
- F Bill Rankin, UCLA
- C Jack Nichols, USC
- G Bill Putnam, UCLA
- G Bob Graham, USC

1945-46

North

- F Fred Quinn, IDA
- F Gale Bishop, WSU
- C Ephraim Rocha, OSU
- G Dick Wilkins, ORE
- G Norm Dalthorp, WASH

South

- F Merv Lafaille, CAL
- F Andy Wolfe, CAL
- C Jack Nichols, USC
- G Chuck Clustka, UCLA
- G Bob Hogeboom, CAL

1946-47

North

- F Bob Sheridan, WSU
- F Jack Nichols, WASH
- C Ephraim Rocha, OSU
- G Lew Beck, OSU
- G Stan Williamson, ORE

South

- F Jack Rocker, CAL
- F Andy Wolfe, CAL
- C Don Barksdale, UCLA
- G Dave Minor, UCLA
- G John Higgins, STAN

1947-48

North

- F Sammy White, WASH
- F Jack Nichols, WASH
- C Vince Hanson, WSU
- G Cliff Crandall, OSU
- G Preston Brimhall, IDA
- G Stan Williamson, ORE

South

- F Chuck Hanger, CAL
- F John Stanich, UCLA
- F John Higgins, STAN
- C Alex Hannum, USC
- G Andy Wolfe, CAL
- G Dave Minor, UCLA

1948-49

North

- F Ed Gayda, WSU
- F Sammy White, WASH
- C Roger Wiley, ORE
- G Cliff Crandall, OSU
- G Preston Brimhall, IDA

South

- F Bill Sharman, USC
- F Alan Sawyer, UCLA
- C Bill Hagler, CAL
- G George Stanich, UCLA
- G Dave Davidson, STAN

1949-50

North

- F Will Urban, ORE
- F Ed Gayda, WSU
- C Gene Conley, WSU
- G Lou Soriano, WASH
- G Bob Pritchett, IDA

South

- F Bill Sharman, USC
- F George Yardley, STAN
- C Carl Kraushaar, UCLA
- G George Stanich, UCLA
- G Bob Matheny, CAL

1950-51

North

- F Frank Guisness, WASH
- F Bob Peterson, ORE
- C Bob Houbregs, WASH
- G Bob Gambold, WSU
- G Bob Payne, OSU

South

- F Dick Ridgway, UCLA
- F Bill Hagler, CAL
- C Jim Ramstead, STAN
- G Tom Riach, USC
- G Eddie Sheldrake, UCLA

1951-52

North

- F Frank Guisness, WASH
- F Hartly Kruger, IDA
- C Bob Houbregs, WASH
- G Ken Hunt, ORE
- G Danny Johnston, OSU

South

- F Ron Tomsic, STAN
- F Ken Flower, USC
- C Bob McKeen, CAL
- G Jim Doan, CAL
- G Jim Walsh, STAN

1952-53

North

- F Chet Noe, ORE
- F Doug McClary, WASH
- C Bob Houbregs, WASH
- G Joe Cipriano, WASH
- G Ken Wegner, ORE

South

- F Ken Flower, USC
- F John Ricksen, CAL
- C Bob McKeen, CAL
- G Bob Matheny, CAL
- G Ron Tomsic, STAN

1953-54

North

- F Ron Bennink, WSU
- F Dean Parsons, WASH
- C Swede Halbrook, OSU
- G Cecil Holland, ORE
- G Bob Garrison, IDA

South

- F Roy Irvin, USC
- F Bob McKeen, CAL
- C Russ Lawler, STAN
- G Ron Livingston, UCLA
- G Don Bragg, UCLA

1954-55

North

- F Dean Parsons, WASH
- F Jim Loscutoff, ORE
- C Swede Halbrook, OSU
- G Ron Bennink, WSU
- G Harlan Melton, IDA

South

- F John Moore, UCLA
- F Don Bragg, UCLA
- F Willie Naufls, UCLA
- C Bob McKeen, CAL
- G Ron Tomsic, STAN
- G Dick Welsh, USC

1955-56

F Willie Naulls, UCLA
 F Larry Beck, WSU
 C Bruno Boin, WASH
 G Morris Taft, UCLA
 G George Selleck, STAN

1956-57

F Larry Friend, CAL
 F Dave Gambee, OSU
 C Doug Smart, WASH
 G Larry Beck, WSU
 G Danny Rogers, USC

1957-58

F Dave Gambee, OSU
 F Doug Smart, WASH
 C Don McIntosh, CAL
 G Charlie Franklin, ORE
 G Gary Simmons, IDA

1958-59

F Doug Smart, WASH
 F John Werhas, USC
 F Walt Torrence, UCLA
 C Darrall Imhoff, CAL
 G Denny Fitzpatrick, CAL
 G Paul Neumann, STAN
 G Lee Harman, OSU

1959-60

F Bill Hanson, So., WASH
 F Bill McClintock, Jr., CA
 C Darrall Imhoff, Sr., CAL
 G John Arrillaga, Sr., STAN
 G Earl Schultz, Jr., CAL

1960-61

F Bill Hanson, Jr., WASH
 F Bill McClintock, Sr., CAL
 C John Rudometkin, Jr., USC
 G Gary Cunningham, Jr., UCLA
 G Chris Appel, Jr., USC

1961-62

F John Windsor, Sr., STAN
 F John Rudometkin, Sr., USC
 C Bill Hanson, Sr., WASH
 G John Green, Sr., UCLA
 G Chris Appel, Sr., USC

1962-63

F Gordon Martin, Sr., USC
 F Ed Correll, Sr., WASH
 C Tom Dose, Jr., STAN
 G Walt Hazzard, Jr., UCLA
 G Don Clemetson, Sr., STAN

1963-64

F Jack Hirsch, Sr., UCLA
 F Allen Young, Jr., USC
 C Tom Dose, Sr., STAN
 G Gail Goodrich, Jr., UCLA
 G Walt Hazzard, Sr., UCLA

1964-65

F Keith Erickson, Sr., UCLA
 F Bob Bedell, Jr., STAN
 C John Block, Jr., USC
 G Gail Goodrich, Sr., UCLA
 G Jim Jarvis, Sr., OSU

1965-66

F Charlie White, Sr., OSU
 F Mike Lynn, Jr., UCLA
 C John Block, Sr., USC
 G Jim Barnett, Sr., ORE
 G Art Harris, So., STAN

1966-67

F Jim McKean, Jr., WSU
 F Bill Hewitt, Jr., USC
 C Lew Alcindor, So., UCLA
 G Russ Critchfield, Jr., CAL
 G Lucius Allen, So., UCLA

1967-68

F Bill Hewitt, Sr., USC
 F Jim McKean, Sr., WSU
 C Lew Alcindor, Jr., UCLA
 G Russ Critchfield, Sr., CAL
 G Mike Warren, Sr., UCLA

1968-69

F Curtis Rowe, So., UCLA
 F Ted Wierman, Sr., WSU
 C Lew Alcindor, Sr., UCLA
 G Mack Calvin, Sr., USC
 G Charlie Johnson, So., CAL

1969-70

F Sidney Wicks, Jr., UCLA
 F George Irvine, Sr., WASH
 C Stan Love, Jr., ORE
 G Rick Erickson, Sr., WSU
 G Paul Westphal, So., USC

1970-71

F Sidney Wicks, Sr., UCLA
 F Curtis Rowe, Sr., UCLA
 C Stan Love, Sr., ORE
 G Paul Westphal, So., USC
 G Phil Chenier, Jr., CAL

1971-72

F Ansley Truitt, Sr., CAL
 F Ron Riley, Sr., USC
 F Steve Hawes, Sr., WASH
 C Bill Walton, So., UCLA
 G Freddie Boyd, Sr., OSU
 G Claude Terry, Sr., STAN

1972-73

F Keith Wilkes, Jr., UCLA
 C Rich Kelley, So., STAN
 C Bill Walton, Jr., UCLA
 G Ron Lee, Fr., ORE
 G Louie Nelson, Sr., WASH

1973-74

F Keith Wilkes, Sr., UCLA
 C Bill Walton, Sr., UCLA
 C Rich Kelley, Jr., STAN
 G Ron Lee, So., ORE
 G Dan Anderson, Sr., USC

1974-75

F Dave Meyers, Sr., UCLA
 F Lonnie Shelton, So., OSU
 C Rich Kelley, Sr., STAN
 G Gus Williams, Sr., USC
 G Ron Lee, Jr., ORE

1975-76

F Marques Johnson, Jr., UCLA
 F Greg Ballard, Jr., ORE
 F Richard Washington, Jr., UCLA
 C James Edwards, Jr., WASH
 G *Ron Lee, Sr., ORE

1976-77

F *Marques Johnson, Sr., UCLA
 F Greg Ballard, Sr., ORE
 F David Greenwood, So., UCLA
 C James Edwards, Sr., WASH
 G Mike Bratz, Sr., STAN
 G Rocky Smith, Sr., OSU

1977-78

First Team
 F *David Greenwood, Jr., UCLA
 F Rickey Lee, Sr., OSU
 C Cliff Robinson, Fr., USC
 G Raymond Townsend, Sr., UCLA
 G Roy Hamilton, Jr., UCLA
Second Team
 F Kimberly Belton, So., STAN
 F Donald Collins, So., WSU
 C James Donaldson, Jr., WSU
 G Gene Ransom, Jr., CAL
 G Don Carfino, So., USC

1978-79

First Team
 F *David Greenwood, Sr., UCLA
 C Steve Johnson, So., OSU
 C Cliff Robinson, So., USC
 C Larry Demic, Sr., ARIZ
 G Brad Holland, Sr., UCLA
 G Roy Hamilton, Sr., UCLA
Second Team
 F Don Collins, Jr., WSU
 G Joe Nehls, Jr., ARIZ
 G Wolfe Perry, Sr., STAN
 F Kimberly Belton, Jr., STAN
 F Purvis Miller, So., USC
 F Kiki Vandeweghe, Jr., UCLA

1979-80

F *Don Collins, Sr., WSU
 F Kurt Nimphius, Sr., ASU
 F Kiki Vandeweghe, Sr., UCLA
 F Kimberly Belton, Sr., STAN
 F Doug True, Sr., CAL
 C Steve Johnson, Jr., OSU
 G Ray Blume, Jr., OSU
 G Don Carfino, Sr., USC
 G Bryan Rison, Sr., WSU
 G Joe Nehls, Sr., ARIZ

1980-81

F Ron Davis, Sr., ARIZ
 F Mike Sanders, Jr., UCLA
 F Andra Griffin, Sr., WASH
 F Sam Williams, Sr., ASU
 F Maurice Williams, Jr., USC
 C *Steve Johnson, Sr., OSU
 C Alton Lister, Sr., ASU
 G Ray Blume, Sr., OSU
 G Rod Foster, So., UCLA
 G Mark Radford, Sr., OSU
 G Lafayette Lever, Jr., ASU

1981-82

F Kenny Fields, So., UCLA
 F Mike Sanders, Sr., UCLA
 F Dan Caldwell, Sr., WASH
 F Maurice Williams, Sr., USC
 C Mark McNamara, Sr., CAL
 C Charlie Sittton, So., OSU
 C John Revelli, So., STAN
 G *Lester Conner, Sr., OSU
 G Dwight Anderson, Sr., USC
 G Lafayette Lever, Sr., ASU

1982-83

F *Kenny Fields, Jr., UCLA
 F Steve Harriell, Sr., WSU
 F A.C. Green, So., OSU
 F Paul Williams, Sr., ASU
 C Charlie Sittton, Jr., OSU
 C Blair Rasmussen, So., ORE
 G Byron Scott, Jr., ASU
 G Rod Foster, Sr., UCLA
 G Jacque Hill, Sr., USC
 G Keith Jones, Jr., STAN

1983-84

F *A.C. Green, Jr., OSU
 F Detlef Schrempf, Jr., WASH
 F Charlie Sittton, Sr., OSU
 F Kenny Fields, Sr., UCLA
 F Wayne Carlander, Jr., USC
 C Blair Rasmussen, Jr., ORE
 C Pete Williams, Jr., ARIZ
 G Keith Jones, Sr., STAN
 G Chris Beasley, Sr., ASU
 G Ralph Jackson, Sr., UCLA

1984-85

F *Wayne Carlander, Sr., USC
 F A.C. Green, Sr., OSU
 F Detlef Schrempf, Sr., WASH
 F Eddie Smith, Sr., ARIZ
 C Pete Williams, Sr., ARIZ
 C Blair Rasmussen, Sr., ORE
 C Chris Welp, So., WASH
 G Nigel Miguel, Sr., UCLA
 G Keith Morrison, Jr., WSU

1985-86

F Derrick Dowell, Jr., USC
 F Paul Fortier, Sr., WASH
 F Reggie Miller, Jr., UCLA
 C Jerry Adams, Sr., ORE
 C Jose Ortiz, Jr., OSU
 C *Chris Welp, Jr., WASH
 G Kevin Johnson, Jr., CAL
 G Steve Kerr, Jr., ARIZ
 G Todd Lichti, Fr., STAN
 G Keith Morrison, Sr., WSU

1986-87

F Derrick Dowell, Sr., USC
 F Sean Elliott, So., ARIZ
 F Todd Lichti, So., STAN
 F Reggie Miller, Sr., UCLA
 F Phil Zevenbergen, Sr., WASH
 C *Jose Ortiz, Sr., OSU
 C Chris Welp, Sr., WASH
 G Steve Beck, Sr., ASU
 G Kevin Johnson, Sr., CAL
 G Pooh Richardson, So., UCLA
 G Anthony Taylor, Jr., ORE

1987-88

F Anthony Cook, Jr., ARIZ
 F *Sean Elliott, Jr., ARIZ
 F Trevor Wilson, So., UCLA
 F Howard Wright, Jr., STAN
 G Steve Kerr, Sr., ARIZ
 G Todd Lichti, Jr., STAN
 G Gary Payton, So., OSU
 G Eldridge Recasner, So., WASH
 G Pooh Richardson, Jr., UCLA
 G Anthony Taylor, Sr., ORE

1988-89

F Anthony Cook, Sr., ARIZ
 F Trent Edwards, Sr., ASU
 F *Sean Elliott, Sr., ARIZ
 F Trevor Wilson, Jr., UCLA
 F Howard Wright, Sr., STAN
 C Leonard Taylor, Sr., CAL
 G Todd Lichti, Sr., STAN
 G Gary Payton, Jr., OSU
 G Eldridge Recasner, Jr., WASH
 G Pooh Richardson, Sr., UCLA

1989-90

F Jud Buechler, Sr., ARIZ
 F Brian Hendrick, Fr., CAL
 F Adam Keefe, So., STAN
 F Don MacLean, So., UCLA
 F Trevor Wilson, Sr., UCLA
 G *Gary Payton, Sr., OSU
 G Terrell Brandon, So., ORE
 G Harold Miner, Fr., USC
 G Eldridge Recasner, Sr., WASH
 G Keith Smith, Sr., CAL

1990-91

F Teo Alibegovic, Sr., OSU
 F Don MacLean, Jr., UCLA
 F Tracy Murray, So., UCLA
 F Brian Williams, Jr., ARIZ
 C Isaac Austin, Sr., ASU
 C Ronnie Coleman, Sr., USC
 C Brian Hendrick, So., CAL
 C Adam Keefe, Jr., STAN
 G *Terrell Brandon, Jr., ORE
 G Harold Miner, So., USC

1991-92

F Brian Hendrick, Jr., CAL
 F Adam Keefe, Sr., STAN
 F Don MacLean, Sr., UCLA
 F Chris Mills, Jr., ARIZ
 F Tracy Murray, Jr., UCLA
 C Scott Haskin, Jr., OSU
 C Sean Rooks, Sr., ARIZ
 G Duane Cooper, Sr., USC
 G Terrence Lewis, Sr., WSU
 G *Harold Miner, Jr., USC

1992-93

F *Chris Mills, Sr., ARIZ
 F Lamond Murray, So., CAL
 F Ed O'Bannon, So., UCLA
 C Scott Haskin, Sr., OSU
 C Rich Manning, Sr., WASH
 G Tyus Edney, So., UCLA
 G Jason Kidd, Fr., CAL
 G Bennie Seltzer, Sr., WSU
 G Stevin Smith, Jr., ASU
 G Damon Stoudamire, So., ARIZ

1993-94

F Mario Bennett, So., ASU
 F Lamond Murray, Jr., CAL
 F Ed O'Bannon, Jr., UCLA
 F Lorenzo Orr, Jr., USC
 G Tyus Edney, Jr., UCLA
 G *Jason Kidd, So., CAL
 G Khalid Reeves, Sr., ARIZ
 G Stevin Smith, Sr., ASU
 G Damon Stoudamire, Jr., ARIZ
 G Orlando Williams, Jr., ORE

1994-95

- F Brent Barry, Sr., OSU
- F Mario Bennett, Sr., ASU
- G Dion Cross, Jr., STAN
- G Tyus Edney, Sr., UCLA
- F Mark Hendrickson, Jr., WSU
- G Brevin Knight, So., STAN
- F *Ed O'Bannon, Sr., UCLA
- F Ray Owes, Sr., ARIZ
- G *Damon Stoudamire, Sr., ARIZ
- G Orlando Williams, Sr., ORE

1995-96

- F *Shareef Abdur-Rahim, Fr., CAL
- G Toby Bailey, So., UCLA
- G Dion Cross, Sr., STAN
- F Ben Davis, Sr., ARIZ
- G Isaac Fontaine, Jr., WSU
- G Reggie Geary, Sr., ARIZ
- F J.R. Henderson, So., UCLA
- F Mark Hendrickson, Sr., WSU
- G Brevin Knight, Jr., STAN
- F Charles O'Bannon, Jr., UCLA
- F Mark Sanford, So., WASH

1996-97

- G Toby Bailey, Jr., UCLA
- G Stais Boseman, Sr., USC
- F Michael Dickerson, Jr., ARIZ
- G Isaac Fontaine, Sr., WSU
- G *Ed Gray, Sr., CAL
- G Brevin Knight, Sr., STAN
- C Jelani McCoy, So., UCLA
- F Charles O'Bannon, Sr., UCLA
- F Mark Sanford, Jr., WASH
- G Jeremy Veal, Jr., ASU
- G Kenya Wilkins, Sr., ORE

1997-98

- G Toby Bailey, Sr., UCLA
- G *Mike Bibby, So., ARIZ
- F Carlos Daniel, Sr., WSU
- F Michael Dickerson, Sr., ARIZ
- F J.R. Henderson, Sr., UCLA
- C Todd MacCulloch, Jr., WASH
- G Miles Simon, Sr., ARIZ
- G Jeremy Veal, Sr., ASU
- G Kris Weems, Jr., STAN
- C Tim Young, Jr., STAN

1998-99

- F Mike Batiste, Sr., ASU
- F A.J. Bramlett, Sr., ARIZ
- G Baron Davis, So., UCLA
- G Eddie House, Jr., ASU
- F Bobby Lazor, Sr., ASU
- G Arthur Lee, Sr., STAN
- C Todd MacCulloch, Sr., WASH
- F Mark Madson, Jr., STAN
- G Deaundra Tanner, So., OSU
- G *Jason Terry, Sr., ARIZ

1999-00

- G Jason Gardner, Fr., ARIZ
- G *Eddie House, Sr., ASU
- F Casey Jacobsen, Fr., STAN
- F Jason Kapono, Fr., UCLA
- F Sean Lampley, Jr., CAL
- F Mark Madsen, Sr., STAN
- F Brian Scalabrine, Jr., USC
- G Alex Scales, Sr., ORE
- C Loren Woods, Jr., ARIZ
- F Michael Wright, So., ARIZ

2000-01

- G Gilbert Arenas, So., ARIZ
- F Bryan Bracey, Sr., ORE
- F Sam Clancy, Jr., USC
- F Jarron Collins, Sr., STAN
- C Jason Collins, Jr., STAN
- G/F Casey Jacobsen, So., STAN
- F Jason Kapono, So., UCLA
- F *Sean Lampley, Sr., CAL
- G Earl Watson, Sr., UCLA
- F Michael Wright, Jr., ARIZ

2001-02

- C Curtis Borchardt, Jr., STAN
- F *Sam Clancy, Sr., USC
- G Jason Gardner, Jr., ARIZ
- G/F Casey Jacobsen, Jr., STAN
- G Frederick Jones, Sr., ORE
- F Jason Kapono, Jr., UCLA
- F/C Chad Prewitt, Sr., ASU
- G Luke Ridnour, So., ORE
- F Luke Walton, Jr., ARIZ
- F Doug Wrenn, So., WASH

2002-03

- G Julius Barnes, Sr., STAN
- C Ike Diogu, Fr., ASU
- G Jason Gardner, Sr., ARIZ
- F Luke Jackson, Jr., ORE
- F Jason Kapono, Sr., UCLA
- F Philip Ricci, Sr., OSU
- G *Luke Ridnour, Jr., ORE
- F Joe Shipp, Sr., CAL
- F Amit Tamir, So., CAL
- F Luke Walton, Sr., ARIZ

2003-04

- G/F *Josh Childress, Jr., STAN
- F/C Ike Diogu, So., ASU
- F Desmond Farmer, Sr., USC
- C Channing Frye, Jr., ARIZ
- G Chris Hernandez, So., STAN
- F Andre Iguodala, So., ARIZ
- F Luke Jackson, Sr., ORE
- F David Lucas, Jr., OSU
- F Leon Powe, Fr., CAL
- G Nate Robinson, So., WASH

2004-05

- F/C *Ike Diogu, Jr., ASU
- C Channing Frye, Sr., ARIZ
- G Dan Grunfeld, Jr., STAN
- G Chris Hernandez, Jr., STAN
- G Thomas Kelati, Sr., WSU
- F David Lucas, Sr., OSU
- G Nate Robinson, Jr., WASH
- G Tre Simmons, Sr., WASH
- G Salim Stoudamire, Sr., ARIZ
- G/F Dijon Thompson, Sr., UCLA

2005-06

- G Hassan Adams, Sr., ARIZ
- G Arron Afflalo, So., UCLA
- G Jordan Farmar, So., UCLA
- F Matt Haryasz, Sr., STAN
- G Chris Hernandez, Sr., STAN
- F Leon Powe, So., CAL
- G Gabe Pruitt, So., USC
- G *Brandon Roy, Sr., WASH
- G Ayinde Ubaka, Jr., CAL
- G/F Nick Young, So., USC

2006-07

- G *Arron Afflalo, Jr., UCLA
- F Jon Brockman, So., WASH
- G Aaron Brooks, Sr., ORE
- G Darren Collison, So., UCLA
- F Lawrence Hill, So., STAN
- G Derrick Low, Jr., WSU
- G Kyle Weaver, Jr., WSU
- F Marcus Williams, So., ARIZ
- G/F Nick Young, Jr., USC

2007-08

- First Team**
- F Ryan Anderson, So., CAL
 - G James Harden, Fr., ASU
 - F Brook Lopez, So., STAN
 - C *Kevin Love, Fr., UCLA
 - G O.J. Mayo, Fr., USC
- Second Team**
- G Jerryd Bayless, Fr., ARIZ
 - F Jon Brockman, Jr., WASH
 - G Darren Collison, Jr., UCLA
 - F Maarty Leunen, Sr., ORE
 - G Kyle Weaver, Sr., WSU

2007-08

- Third Team**
- F Chase Budinger, So., ARIZ
 - F Taj Gibson, So., USC
 - G Derrick Low, Sr., WSU
 - F Jeff Pendergraph, Jr., ASU
 - G Russell Westbrook, So., UCLA

2008-09

- First Team**
- F Jon Brockman, Sr., WASH
 - F Chase Budinger, Jr., ARIZ
 - G Patrick Christopher, Jr., CAL
 - G Darren Collison, Sr., UCLA
 - G Justin Dentmon, Sr., WASH
 - G *James Harden, So., ASU
 - F Jordan Hill, Jr., ARIZ
 - F Jeff Pendergraph, Sr., ASU
 - G Jerome Randle, Jr., CAL
 - G Taylor Rochestie, Sr., WSU
- Second Team**
- F Taj Gibson, Jr., USC
 - G Daniel Hackett, Jr., USC
 - G/F Josh Shipp, Sr., UCLA
 - G Isaiah Thomas, Fr., WASH
 - G Nic Wise, Jr., ARIZ

2009-10

- First Team**
- G Ty Abbott, Jr., ASU
 - G Patrick Christopher, Sr., CAL
 - F Landry Fields, Sr., STAN
 - F Quincy Pondexter, Sr., WASH
 - G *Jerome Randle, Sr., CAL
 - G Michael Roll, Sr., UCLA
 - G Isaiah Thomas, So., WASH
 - G Klay Thompson, So., WSU
 - F Derrick Williams, Fr., ARIZ
 - G Nic Wise, Sr., ARIZ
- Second Team**
- F Jamal Boykin, Sr., CAL
 - G Jeremy Green, So., STAN
 - G Calvin Haynes, Jr., OSU
 - F Theo Robertson, Sr., CAL
 - F Nikola Vucevic, So., USC

2009-10

- Second Team**
- F Jamal Boykin, Sr., CAL
 - G Jeremy Green, So., STAN
 - G Calvin Haynes, Jr., OSU
 - F Theo Robertson, Sr., CAL
 - F Nikola Vucevic, So., USC

2010-11

- First Team**
- F Matthew Bryan-Amaning, Sr., WASH
 - G Jeremy Green, Jr., STAN
 - G Jorge Gutierrez, Jr., CAL
 - F Tyler Honeycutt, So., UCLA
 - G Malcolm Lee, Jr., UCLA
 - F Reeves Nelson, So., UCLA
 - G Isaiah Thomas, Jr., WASH
 - G Klay Thompson, Jr., WSU
 - F Nikola Vucevic, Jr., USC
 - F *Derrick Williams, So., ARIZ
- Second Team**
- F DeAngelo Casto, Jr., WSU
 - F Joevan Catron, Sr., ORE
 - G Jared Cunningham, So., OSU
 - F Harper Kamp, Jr., CAL
 - G Trent Lockett, So., ASU

2011-12

- First Team**
- G Allen Crabbe, So., CAL
 - G Jared Cunningham, Jr., OSU
 - G Kyle Fogg, Sr., ARIZ
 - G *Jorge Gutierrez, Sr., CAL
 - F Solomon Hill, Jr., ARIZ
 - G Devoe Joseph, Sr., ORE
 - F Brock Motum, Jr., WSU
 - F André Roberson, So., COLO
 - G Terence Ross, So., WASH
 - G Tony Wroten, Fr., WASH
- Second Team**
- G Carlon Brown, Sr., COLO
 - G Lazeris Jones, Sr., UCLA
 - F Harper Kamp, Sr., CAL
 - F Josh Owens, Sr., STAN
 - F E.J. Singler, Jr., ORE

2012-13

- First Team**
- G Jahii Carson, Fr., ASU
 - G *Allen Crabbe, Jr., CAL
 - G Spencer Dinwiddie, So., COLO
 - G Larry Drew II, Sr., UCLA
 - F Solomon Hill, Sr., ARIZ
 - G Mark Lyons, Sr., ARIZ
 - G/F Shabazz Muhammad, Fr., UCLA
 - F Dwight Powell, Jr., STAN
 - F André Roberson, Jr., COLO
 - F E.J. Singler, Sr., ORE
- Second Team**
- G Kyle Anderson, Fr., UCLA
 - G Justin Cobbs, Jr., CAL
 - G/F Carrick Felix, Sr., ASU
 - F Brock Motum, Sr., WSU
 - G C.J. Wilcox, Jr., WASH

2013-14

- First Team**
- G Jordan Adams, So., UCLA
 - G Kyle Anderson, So., UCLA
 - G Jahii Carson, So., ASU
 - G Justin Cobbs, Sr., CAL
 - F Aaron Gordon, Fr., ARIZ
 - G *Nick Johnson, Jr., ARIZ
 - F Dwight Powell, Sr., STAN
 - G Chasson Randle, Jr., STAN
 - F Josh Scott, So., COLO
 - G Delon Wright, Jr., UTAH
- Second Team**
- C Jordan Bachynski, Sr., ASU
 - G T.J. McConnell, Jr., ARIZ
 - G Roberto Nelson, Sr., OSU
 - G C.J. Wilcox, Sr., WASH
 - G Joe Young, Jr., ORE

2014-15

- First Team**
- F Rondae Hollis-Jefferson, So., ARIZ

- F Stanley Johnson, Fr., ARIZ
- G DaVonté Lacy, Sr., WSU
- G T.J. McConnell, Sr., ARIZ
- G Gary Payton II, Jr., OSU
- G Norman Powell, Sr., UCLA
- G Chasson Randle, Sr., STAN
- G Tyrone Wallace, Jr., CAL
- G Delon Wright, Sr., UTAH
- G *Joseph Young, Sr., ORE

Second Team

- G Askia Booker, Sr., COLO
- F Elgin Cook, Jr., ORE
- F Kevon Looney, Fr., UCLA
- G Brandon Taylor, Jr., UTAH
- G Nigel Williams-Goss, Sr., WASH

2015-16

- First Team**
- F Rosco Allen, Sr., STAN
 - F Ryan Anderson, Sr., ARIZ
 - G Andrew Andrews, Sr., WASH
 - F Dillon Brooks, So., ORE
 - F Jaylen Brown, Fr., CAL
 - F Elgin Cook, Sr., ORE
 - G Julian Jacobs, Jr., USC
 - G Gary Payton II, Sr., OSU
 - F *Jakob Poeltl, So., UTAH
 - F Josh Scott, Sr., COLO

Second Team

- G Isaac Hamilton, Jr., UCLA
- G Dejunette Murray, Fr., WASH
- F Ivan Rabb, Fr., CAL
- C Kaleb Tarczewski, Sr., ARIZ
- G Gabe York, Sr., ARIZ

2016-17

- First Team**
- G Bryce Alford, Sr., UCLA
 - G Lonzo Ball, Fr., UCLA
 - F *Dillon Brooks, Jr., ORE
 - G Markelle Fultz, Fr., WASH
 - F Kyle Kuzma, Jr., UTAH
 - F TJ Leaf, Fr., UCLA
 - F Lauri Markkanen, Fr., ARIZ
 - F Ivan Rabb, So., CAL
 - F Reid Travis, Jr., STAN
 - G Derrick White, Sr., COLO

Second Team

- G Kadeem Allen, Sr., ARIZ
- F Jordan Bell, Jr., ORE
- F Josh Hawkins, Sr., WSU
- F Chimezie Metu, So., USC
- G Allonzo Trier, So., ARIZ

2016-17

- * - Denotes Player of the Year

ALL-CONFERENCE BY SCHOOL

(Total selections)

1. UCLA128
2. WASH100
3. CAL98
4. STAN91
5. USC88
6. ARIZ71
- ORE71
8. OSU64
9. WSU54
10. ASU35
11. IDA13
12. COLO8
13. UTAH5
14. MONT0

ARIZONA (51)

G Hassan Adams ('06)
 G Kadeem Allen ('17)
 F Ryan Anderson ('16)
 G Gilbert Arenas ('01)
 G Jerryd Bayless ('08)
 G Mike Bibby ('98)
 F A.J. Bramlett ('99)
 F Chase Budinger ('08, '09)
 F Jud Buechler ('90)
 F Anthony Cook ('88, '89)
 F Ben Davis ('96)
 F Ron Davis ('81)
 C Larry Demic ('79)
 F Michael Dickerson ('97)
 F Sean Elliott ('87, '88, '89)
 G Kyle Fogg ('12)
 C Channing Frye ('04, '05)
 G Jason Gardner ('00, '02, '03)
 G Reggie Geary ('96)
 F Aaron Gordon ('14)
 F Jordan Hill ('09)
 F Solomon Hill ('12, '13)
 F Rondae Hollis-Jefferson ('15)
 F Andre Iguodala ('04)
 G Nick Johnson ('14)
 F Stanley Johnson ('15)
 G Steve Kerr ('86, '88)
 G Mark Lyons ('13)
 F Lauri Markkanen ('17)
 G T.J. McConnell ('14, '15)
 F Chris Mills ('92, '93)
 G Joe Nehls ('80)
 F Ray Owes ('95)
 G Khalid Reeves ('94)
 C Sean Rooks ('92)
 G Miles Simon ('98)
 F Eddie Smith ('85)
 G Damon Stoudamire ('93, '94, '95)
 G Salim Stoudamire ('05)
 C Kaleb Tarczewski ('16)
 G Jason Terry ('99)
 G Allonzo Trier ('17)
 F Luke Walton ('02, '03)
 F Brian Williams ('91)
 F Derrick Williams ('10, '11)
 C Pete Williams ('84, '85)
 F Marcus Williams ('07)
 G Nic Wise ('09, '10)
 C Loren Woods ('00)
 F Michael Wright ('00, '01)
 G Gabe York ('16)

ARIZONA STATE (25)

G Ty Abbott ('10)
 C Isaac Austin ('91)
 C Jordan Bachynski ('14)
 F Mike Batiste ('99)
 G Chris Beasley ('84)
 G Steve Beck ('87)
 F Mario Bennett ('94, '95)
 G Jahii Carson ('13, '14)
 F Ike Diogu ('03, '04, '05)
 F Trent Edwards ('89)
 G/F Carrick Felix ('13)
 G James Harden ('08, '09)
 G Eddie House ('99, '00)
 F Bobby Lazor ('99)
 G Lafayette Lever ('81, '82)
 C Alton Lister ('81)
 G Trent Locket ('11)
 F Kurt Nimphius ('80)
 F Jeff Pendergraph ('08, '09)
 F/C Chad Prewitt ('02)
 G Byron Scott ('83)

G Stevin Smith ('93, '94)
 F Paul Williams ('83)
 F Sam Williams ('81)
 G Jeremy Veal ('97, '98)

CALIFORNIA (64)

C Henry Anderson ('19)
 F Ryan Anderson ('08)
 F Jamal Boykin ('10)
 F Jaylen Brown ('16)
 G Phil Chenier ('71)
 G Patrick Christopher ('09, '10)
 G Justin Cobbs ('13, '14)
 G Joel Coffield ('29, '31)
 F Vern Corbin ('29)
 G Allen Crabbe ('12)
 G Russ Critchfield ('67, '68)
 G George Dixon ('26, '27)
 G Arthur Eggleston ('20, '21)
 F Hal Eifert ('33, '34)
 G P.A. Embury ('16)
 G Denny Fitzpatrick ('59)
 C Dan Foster ('16)
 F Larry Friend ('57)
 G Ed Gray ('97)
 G Rufus Gregory ('28)
 G Jorge Gutierrez ('11, '12)
 C Bill Hagler ('49, '51)
 F Chuck Hanger ('48)
 F Brian Hendrick ('90, '91, '92)
 C Bill Higgins ('25, '26)
 F John Higgins ('44)
 G Bob Hogeboom ('46)
 G Wayne Hooper ('44)
 C Darrall Imhoff ('59, '60)
 G Charlie Johnson ('69)
 G Kevin Johnson ('86, '87)
 F Harper Kamp ('11, '12)
 G Jason Kidd ('93, '94)
 G Aubrey Kincaid ('24)
 F Joe Kintana ('32)
 F Merv LaFaille ('46)
 F Sean Lampley ('00, '01)
 G Bob Matheny ('50, '53)
 F Bill McClintock ('60, '61)
 C Don McIntosh ('58)
 C Bob McKeen ('53, '54, '55)
 C Mark McNamara ('82)
 F Gus Mota ('45)
 F Lamond Murray ('93, '94)
 F Leon Powe ('04, '06)
 F Kent Pursel ('30)
 F Ivan Rabb ('16, '17)
 G Jerome Randle ('09, '10)
 G John Rickson ('53)
 G Theo Robertson ('10)
 F Jack Rocker ('47)
 F Joe Ship ('03)
 F John Talt ('22, '23, '24)
 C Leonard Taylor ('89)
 F Doug True ('80)
 F Ansley Truitt ('71)
 G Earl Schultz ('60)
 G Keith Smith ('90)
 F Amit Tamir ('03)
 G Ayinde Ubaka ('06)
 G Carl Vendt ('32)
 G Tyrone Wallace ('15)
 F Francis Watson ('27)
 F Andy Wolfe ('46, '47, '48)

COLORADO (6)

G Askia Booker ('15)
 G Carlton Brown ('12)
 G Spencer Dinwiddie ('13)

F André Roberson ('12, '13)
 F Josh Scott ('14, '16)
 G Derrick White ('17)

OREGON (47)

C Jerry Adams ('86)
 F Greg Ballard ('76, '77)
 G Jim Barnett ('66)
 F Jordan Bell ('17)
 F Bryan Bracey ('01)
 G Terrell Brandon ('90, '91)
 G Aaron Brooks ('07)
 F Dillon Brooks ('16, '17)
 F Joevan Catron ('11)
 G Hal Chapman ('19)
 F Elgin Cook ('15, '16)
 F John Dick ('40)
 F Ed Durno ('19, '20, '21)
 G Charlie Franklin ('58)
 F Lauren Gale ('38, '39)
 F Jerry Gunther ('26)
 G Bob Hamilton ('45)
 G Cecil Holland ('54)
 G Ken Hunt ('52)
 F Luke Jackson ('03, '04)
 G Wally Johansen ('38)
 G Frederick Jones ('02)
 G Devoe Joseph ('12)
 C Hugh Latham ('23, '24)
 G Ron Lee ('73, '74, '75, '76)
 F Maarty Leunen ('08)
 F Jim Loscutt ('55)
 C Stan Love ('70, '71)
 F Chet Noe ('53)
 C Roy Ockers ('27)
 F Bob Peterson ('51)
 C Blair Rasmussen ('83, '84, '85)
 G Luke Ridnour ('02, '03)
 G Anthony Taylor ('87, '88)
 G Alex Scales ('00)
 F E.J. Singler ('12, '13)
 G Vic Townsend ('41)
 F Will Urban ('50)
 G Ken Wegner ('53)
 G Algot Westergren ('25, '26, '27)
 C Roger Wiley ('49)
 G Dick Wilkins ('45, '46)
 G Kenya Wilkins ('97)
 G Orlando Williams ('94, '95)
 G Stan Williamson ('47, '48)
 C Urgel Wintermute ('39)
 G Joseph Young ('14, '15)

OREGON STATE (43)

F Teo Alibegovic ('91)
 F Brent Barry ('95)
 G Lew Beck ('47)
 G Ray Blume ('80, '81)
 G Freddie Boyd ('72)
 G Lester Conner ('82)
 G Cliff Crandall ('48, '49)
 G Jared Cunningham ('11, '12)
 F Dave Gambee ('57, '58)
 G Amory Gill ('22, '24)
 F A.C. Green ('83, '84, '85)
 C Swede Halbrook ('54, '55)
 G Lee Harman ('59)
 C Scott Haskin ('92, '93)
 G Calvin Haynes ('10)
 G George Hibbard ('35)
 G Marshall Hjelte ('22)
 G Al Hunter ('40)
 G Jim Jarvis ('65)
 C Steve Johnson ('79, '80, '81)
 G Danny Johnston ('52)

F Rickey Lee ('78)
 C Ed Lewis ('33)
 F David Lucas ('04, '05)
 C John Mandic ('42)
 G Ira Mix ('16)
 G Roberto Nelson ('14)
 C Jose Ortiz ('86, '87)
 F Wally Palmberg ('36)
 G Bob Payne ('51)
 G Gary Payton ('88, '89, '90)
 G Gary Payton II ('15, '16)
 G Mark Radford ('81)
 C Philip Ricci ('03)
 F Harold Ridings ('25)
 F Ephraim Rocha ('45, '46, '47)
 F Lonnie Shelton ('75)
 F Adolph Siebets ('16, '17)
 C Charlie Sitton ('82, '83, '84)
 G Rocky Smith ('77)
 G Carlos Steele ('25)
 G Deaundra Tanner ('99)
 F Charlie White ('66)

STANFORD (58)

G Fred Adams ('21)
 F Rosco Allen ('16)
 G John Arrillaga ('60)
 G Julius Barnes ('03)
 F Bob Bedell ('65)
 F Kimberly Belton ('80)
 C Curtis Borchardt ('02)
 F Don Burness ('41)
 G Mike Bratz ('77)
 G Jack Calderwood ('38)
 G/F Josh Childress ('04)
 G Don Clemetson ('63)
 F Jarron Collins ('01)
 C Jason Collins ('01)
 G Bill Cowden ('42)
 G Dion Cross ('95, '96)
 G Dave Davidson ('49)
 G Jen Davidson ('41)
 C Tom Dose ('63, '64)
 F Landry Fields ('10)
 G Jeremy Green ('10, '11)
 G Dan Grunfeld ('05)
 G Art Harris ('66)
 F Matt Haryasz ('06)
 G Chris Hernandez ('04, '05, '06)
 G John Higgins ('47, '48)
 F Lawrence Hill ('07)
 F Casey Jacobsen ('00, '01, '02)
 G Keith Jones ('83, '84)
 F Adam Keefe ('90, '91, '92)
 C Rich Kelley ('73, '74, '75)
 G Brevin Knight ('95, '96, '97)
 C Russ Lawler ('54)
 G Arthur Lee ('99)
 G Todd Lichti ('86, '87, '88, '89)
 F Brook Lopez ('08)
 F Hank Luisetti ('36, '37, '38)
 F Mark Madsen ('99, '00)
 G Bryan Moore ('35, '37)
 G Paul Neumann ('59)
 F Josh Owens ('12)
 G Jim Pollard ('42)
 F Dwight Powell ('13, '14)
 C Jim Ramstead ('51)
 G Chasson Randle ('14, '15)
 C John Revelli ('82)
 C C.E. Righter ('20, '21)
 G Harlow Rothert ('29)
 G George Selleck ('55)
 C Art Stoefen ('38)
 G Claude Terry ('72)

G Ron Tomsic ('53, '55)
 F Reid Travis ('17)
 G Kris Weems ('98)
 F John Windsor ('62)
 F Howard Wright ('88, '89)
 F George Yardley ('50)
 C Tim Young ('98)

UCLA (83)

G Jordan Adams ('14)
 G Arron Afflalo ('06, '07)
 C Lew Alcindor ('67, '68, '69)
 G Bryce Alford ('17)
 G Lucius Allen ('67)
 G Kyle Anderson ('13, '14)
 G Toby Bailey ('96, '97, '98)
 G Lonzo Ball ('17)
 C Don Barksdale ('47)
 G Don Bragg ('54, '55)
 G Chuck Clustka ('46)
 G Darren Collison ('07, '08, '09)
 G Gary Cunningham ('61)
 G Baron Davis ('99)
 G Larry Drew II ('13)
 G Tyus Edney ('93, '94, '95)
 F Keith Erickson ('65)
 G Jordan Farmar ('06)
 F Kenny Fields ('82, '83, '84)
 G Rod Foster ('81, '83)
 G Gail Goodrich ('64, '65)
 G John Green ('62)
 F David Greenwood ('77, '78, '79)
 G Isaac Hamilton ('16)
 G Roy Hamilton ('78, '79)
 G Walt Hazzard ('63, '64)
 F J.R. Henderson ('96, '98)
 F Jack Hirsch ('64)
 G Brad Holland ('79)
 F Tyler Honeycutt ('11)
 G Ralph Jackson ('84)
 F Marques Johnson ('76, '77)
 G Lazerick Jones ('12)
 F Jason Kapono ('00, '01, '02, '03)
 C Carl Kraushaar ('50)
 F TJ Leaf ('17)
 G Malcom Lee ('11)
 F Richard Linthicum ('31)
 G Ron Livingston ('54)
 F Kevon Looney ('15)
 C Kevin Love ('08)
 F Mike Lynn ('66)
 F Don MacLean ('90, '91, '92)
 C Jelani McCoy ('97)
 F Dave Meyers ('75)
 G Nigel Miguel ('85)
 F Reggie Miller ('86, '87)
 G Dave Minor ('47, '48)
 F John Moore ('55)
 G Shabazz Muhammad ('13)
 F Tracy Murray ('91, '92)
 F Reeves Nelson ('11)
 F Willie Naulls ('55, '56)
 F Charles O'Bannon ('96, '97)
 F Ed O'Bannon ('93, '94, '95)
 G Norman Powell ('15)
 G Bill Putnam ('45)
 G Bill Rankin ('44, '45)
 G Pooh Richardson ('87, '88, '89)
 F Dick Ridgway ('51)
 G Michael Roll ('10)
 F Curtis Rowe ('69, '71)
 F Mike Sanders ('81, '82)
 F Alan Sawyer ('49)
 G Eddie Sheldrake ('51)
 G/F Josh Shipp ('09)

- G George Stanich ('49, '50)
- F John Stanich ('48)
- G Morris Taft ('56)
- G/F Dijon Thompson ('05)
- G Walt Torrence ('59)
- G Raymond Townsend ('78)
- F Kiki Vandeweghe ('80)
- C Bill Walton ('72, '73, '74)
- G Mike Warren ('68)
- F Richard Washington ('76)
- G Earl Watson ('01)
- F Dick West ('44)
- G Russell Westbrook ('08)
- F Sidney Wicks ('70, '71)
- F Keith Wilkes ('73, '74)
- F Trevor Wilson ('88, '89, '90)

USC (61)

- G Dan Anderson ('74)
- G Dwight Anderson ('82)
- G Chris Appel ('61, '62)
- F Morris Badgro ('27)
- G Julie Bescos ('33, '34)
- C John Block ('65, '66)
- G Stais Boseman ('97)
- C Jack Bruner ('28)
- C Wilbur Caldwell ('31)
- G Mack Calvin ('69)
- G Don Carfino ('80)
- F Wayne Carlander ('84, '85)
- F Sam Clancy ('01, '02)
- C Ronnie Coleman ('91)
- G Duane Cooper ('92)
- F Derrick Dowell ('86, '87)
- G Desmon Farmer ('04)
- F Ken Flower ('53)
- F Taj Gibson ('08, '09)
- G Bob Graham ('45)
- C Lee Guttero ('34, '35)
- G Daniel Hackett ('09)
- C Alex Hannum ('48)
- F Bill Hewitt ('67, '68)
- G Jacques Hill ('83)
- C Bob Howard ('44)
- F Jack Hupp ('35)
- F Roy Irvin ('54)
- G Julian Jacobs ('16)
- G John Lehnert ('30)
- F Gordon Martin ('63)
- G O.J. Mayo ('08)
- G Tom McGarvin ('40)
- G Harold Miner ('90, '91, '92)
- F Chimezie Metu ('17)
- F Jesse Mortenson ('28, '30)
- F Jerry Nemer ('32, '33)
- C Jack Nichols ('45, '46)
- G Eddie Oram ('36, '37)
- F Bob Ormsby ('42)
- F Lorenzo Orr ('94)
- G Gabe Pruitt ('06)
- G Tom Riach ('51)
- F Ron Riley ('72)
- C Cliff Robinson ('78, '79)
- F Gene Rock ('43)
- G Danny Rogers ('57)
- C John Rudometkin ('61, '62)
- F Brian Scalabrine ('00)
- G Dale Sears ('39, '40)
- G Jim Seminoff ('43)
- F Bill Sharman ('49, '50)
- F Ralph Vaughn ('39, '40)
- F Nikola Vucevic ('10, '11)
- G Dick Welch ('55)
- F John Werhas ('59)
- G Paul Westphal ('70, '71)

- G Gus Williams ('75)
- F Maurice Williams ('81, '82)
- F Allen Young ('64)
- G/F Nick Young ('06, '07)

UTAH (4)

- F Kyle Kuzma ('17)
- F Jakob Poeltl ('16)
- G Brandon Taylor ('15)
- G Delon Wright ('14, '15)

WASHINGTON (69)

- F Al Akins ('44)
- G Andrew Andrews ('16)
- C Ralph Bishop ('36)
- C Bruno Boin ('56)
- F Jon Brockman ('07, '08, '09)
- G Jimmy Bryan ('22)
- F Matthew Bryan-Amaning ('11)
- G Ralph Cairney ('31, '32)
- F Dan Caldwell ('82)
- G Joe Cipriano ('53)
- G Irving Cook ('19, '20)
- F Ed Correll ('63)
- G J.R. Crawford ('23)
- G Norm Dalthorp ('46)
- F Jack Davidson ('16)
- G Justin Dentmon ('09)
- C James Edwards ('76, '77)
- G Bob Egge ('36)
- F Paul Fortier ('86)
- G Markelle Fultz ('17)
- F Bob Galer ('34, '35)
- C Chuck Gilmur ('43)
- F Andra Griffin ('81)
- F Frank Guisness ('51, '52)
- F Bill Hanson ('60, '61, '62)
- F Steve Hawes ('72)
- F Bob Hesketh ('25)
- C Bob Houbregs ('51, '52, '53)
- F George Irvine ('70)
- G Alfred James ('28)
- G Bob Jorgenson ('45)
- G Hal Lee ('33, '34)
- F Ed Loverich ('37)
- C Todd MacCulloch ('98, '99)
- C Rich Manning ('93)
- F Doug McClary ('53)
- C Harold McClary ('29)
- G Bill Morris ('43, '44)
- G Dejourne Murray ('16)
- G Louie Nelson ('73)
- F Perry Nelson ('44)
- C Jack Nichols ('44, '47, '48)
- F Dean Parsons ('54, '55)
- F Quincy Pondexter ('10)
- G Eldridge Recasner ('88, '89, '90)
- G Nate Robinson ('04, '05)
- G Terrence Ross ('12)
- G Brandon Roy ('06)
- F Mark Sanford ('96, '97)
- F Detleg Schrempf ('84, '85)
- F Albert Schuss ('26)
- C Henry Sielk ('21)
- G Tre Simmons ('05)
- C Doug Smart ('57, '58, '59)
- F Monty Snider ('28)
- G Lou Soriano ('50)
- G Steve Staatz ('17)
- F Henry Swanson ('30, '31)
- G Bill Taylor ('44)
- G Isaiah Thomas ('09, '10, '11)
- C Chris Welp ('85, '86, '87)
- G Dick Welts ('24)
- F Sammy White ('48, '49)

- G C.J. Wilcox ('13, '14)
- G Nigel Williams-Goss ('15)
- F Doug Wrenn ('02)
- G Tony Wroten ('12)
- F Phil Zevenbergen ('87)
- G George Ziegenfuss ('39)

WASHINGTON STATE (37)

- F Larry Beck ('56, '57)
- F Ron Bennink ('54, '55)
- F Gale Bishop ('43, '46)
- G Roy Bohler ('17)
- F DeAngelo Casto ('11)
- F Don Collins ('80)
- C Gene Conley ('50)
- F Carlos Daniel ('98)
- G Rick Erickson ('70)
- G Isaac Fontaine ('96, '97)
- C Bob Gambold ('51)
- F Ed Gayda ('49, '50)
- C Huntley Gordon ('32)
- C Vince Hanson ('45, '48)
- F Steve Harriel ('83)
- F Josh Hawkinson ('17)
- F Mark Hendrickson ('95, '96)
- G DaVonté Lacy ('15)
- G Terrence Lewis ('92)
- C Paul Lindeman ('41)
- G Derrick Low ('07, '08)
- G Thomas Kelati ('05)
- F Jim McKean ('67, '68)
- G Art McLarney ('30)
- G Keith Morrison ('85, '86)
- F Brock Motum ('12, '13)
- C Ivar Nelson ('37)
- F Ivan Price ('17)
- G Bryan Rison ('80)
- G Taylor Rochestie ('09)
- F McClellan Rockey ('19, '20)
- G Bennie Seltzer ('93)
- F Bob Sheridan ('47)
- G Ray Sundquist ('41)
- G Klay Thompson ('10, '11)
- G Kyle Weaver ('07, '08)
- F Ted Wierman ('69)

IDAHO (11)

- G Preston Brimhall ('48, '49)
- F Al Fox ('22, '23)
- G Bob Garrison ('54)
- F Hartly Kruger ('52)
- F Frank McMillan ('29)
- G Harlan Melton ('55)
- G Bob Pritchett ('50)
- F Fred Quinn ('46)
- G Gary Simmons ('58)
- G Harold Telford ('23)
- F Ray Turner ('42)

MONTANA (0)

(None)

FOUR-TIME ALL-CONFERENCE SELECTIONS

- Jason Kapono, UCLA ('00, '01, '02, '03)
- Ron Lee, ORE ('73, '74, '75, '76)
- Todd Lichti, STAN ('86, '87, '88, '89)
- Bob McKeen, CAL ('52, '53, '54, '55)

THREE-TIME ALL-CONFERENCE SELECTIONS

- Low Alcindor, UCLA ('67, '68, '69)
- Toby Bailey, UCLA ('96, '97, '98)
- Kimberly Belton, STAN ('78, '79, '80)
- Jon Brockman, WASH ('07, '08, '09)
- Don Collins, WSU ('78, '79, '80)
- Darren Collison, UCLA ('07, '08, '09)
- Ike Diogu, ASU ('03, '04, '05)
- Ed Durno, ORE ('19, '20, '21)
- Tyus Edney, UCLA ('93, '94, '95)
- Sean Elliott, ARIZ ('87, '88, '89)
- Kenny Fields, UCLA ('82, '83, '84)
- Jason Gardner, ARIZ ('00, '02, '03)
- A.C. Green, OSU ('83, '84, '85)
- David Greenwood, UCLA ('77, '78, '79)
- Brian Hendrick, CAL ('90, '91, '92)
- Chris Hernandez, STAN ('04, '05, '06)
- Bob Houbregs, WASH ('51, '52, '53)
- Casey Jacobsen, STAN ('00, '01, '02)
- Steve Johnson, OSU ('79, '80, '81)
- Adam Keefe, STAN ('00, '01, '02)
- Rich Kelley, STAN ('73, '74, '75)
- Brevin Knight, STAN ('95, '96, '97)
- Hank Luisetti, STAN ('36, '37, '38)
- Don MacLean, UCLA ('90, '91, '92)
- Harold Miner, USC ('90, '91, '92)
- Jack Nichols, WASH ('44, '47, '48)
- Ed O'Bannon, UCLA ('93, '94, '95)
- Gary Payton, OSU ('88, '89, '90)
- Blair Rasmussen, ORE ('83, '84, '85)
- Ephraim Rocha, OSU ('45, '46, '47)
- Charlie Sitton, OSU ('82, '83, '84)
- Doug Smart, WASH ('57, '58, '59)
- Damon Stoudamire, ARIZ ('93, '94, '95)
- John Tait, CAL ('22, '23, '24)
- Isaiah Thomas, WASH ('09, '10, '11)
- Bill Walton, UCLA ('72, '73, '74)
- Chris Welp, WASH ('85, '86, '87)
- Algot Westergren, ORE ('25, '26, '27)
- Andy Wolfe, CAL ('46, '47, '48)

1983-84

F Steve Beck, ASU
 F Derrick Dowell, USC
 C *Chris Welp, WASH
 G Chris Washington, CAL
 G Michael Tait, ARIZ
 G Kevin Johnson, CAL

1984-85

F *Leonard Taylor, CAL
 F Chris Sandle, ASU
 F Craig Jackson, UCLA
 G Anthony Taylor, ORE
 G Eric Knox, OSU

1985-86

F *Sean Elliott, ARIZ
 F Tom Lewis, USC
 G *Pooh Richardson, UCLA
 G Todd Lichti, STAN
 G Bo Kimble, USC

1986-87

F Bob Erbst, USC
 F Trevor Wilson, UCLA
 G *Gary Payton, OSU
 G Eldridge Recasner, WASH
 G Bryant Walton, CAL

1987-88

F *Ronnie Coleman, USC
 F Mike Hayward, WASH
 G Will Brantley, OSU
 G Ryan Drew, CAL
 G Gerald Madkins, UCLA

1988-89

F Adam Keefe, STAN
 F *Don MacLean, UCLA
 C Sean Rooks, ARIZ
 G Darrick Martin, UCLA
 G Matt Othick, ARIZ

1989-90

F Brian Hendrick, CAL
 F Tracy Murray, UCLA
 C Ed Stokes, ARIZ
 G *Harold Miner, USC
 G Bennie Seltzer, WSU

1990-91

F *Jamal Faulkner, ASU
 G Dwayne Fontana, ASU
 G Jordy Lyden, ORE
 G Khalid Reeves, ARIZ
 G Shon Tarver, UCLA

1991-92

F Mario Bennett, ASU
 F Lamond Murray, CAL
 F *Mark Pope, WASH
 G Tyus Edney, UCLA
 G Damon Stoudamire, ARIZ

1992-93

F Mark Hendrickson, WSU
 G Dion Cross, STAN
 G Burt Harris, USC
 G *Jason Kidd, CAL
 G Ron Riley, ASU

1993-94

F Charles O'Bannon, UCLA
 C Michael Stewart, CAL
 G Isaac Fontaine, WSU
 G *Brevin Knight, STAN
 G Kenya Wilkins, ORE

1994-95

G Toby Bailey, UCLA
 F *Tremaine Fowlkes, CAL
 F J.R. Henderson, UCLA
 F Mark Sanford, WASH
 C Tim Young, STAN

1995-96

F *Shareef Abdur-Rahim, CAL
 G Terik Brown, ORE
 C Todd MacCulloch, WASH
 C Jelani McCoy, UCLA
 F Mark Seaton, STAN

1996-97

F Corey Benjamin, OSU
 G *Mike Bibby, ARIZ
 G Carson Cunningham, OSU
 G Eddie House, ASU
 G Blake Pengelly, WSU

1997-98

F Jarron Collins, STAN
 G *Baron Davis, UCLA
 F Sean Lampley, CAL
 G Deaundra Tanner, OSU
 G Earl Watson, UCLA

1998-99

G Senque Carey, WASH
 C Dan Gadzuric, UCLA
 F Richard Jefferson, ARIZ
 F JaRon Rush, UCLA
 F *Michael Wright, ARIZ

1999-00

G Gilbert Arenas, ARIZ
 G Jason Gardner, ARIZ
 F Brian Jackson, OSU
 G *Casey Jacobsen, STAN
 F *Jason Kapono, UCLA

2000-01

G Curtis Allen, WASH
 F T.J. Cummings, UCLA
 F Luke Jackson, ORE
 G Marcus Moore, WSU
 G *Luke Ridnour, ORE

2001-02

G Errick Craven, USC
 C Channing Frye, ARIZ
 C Jamal Sampson, CAL
 G *Salim Stoudamire, ARIZ
 C/F Amit Tamir, CAL

2002-03

G Hassan Adams, ARIZ
 C *Ike Diogu, ASU
 F Andre Igoudala, ARIZ
 G Richard Midgley, CAL
 G Nate Robinson, WASH

2003-04

F Trevor Ariza, UCLA
 G Aaron Brooks, ORE
 G/F Marquise Kately, CAL
 F *Leon Powe, CAL
 G Mustafa Shakur, ARIZ
 G Lodrick Stewart, USC

2004-05

G Arron Afflalo, UCLA
 G *Jordan Farmar, UCLA
 G Malik Hairston, ORE
 G Gabe Pruitt, USC
 G Bryce Taylor, ORE

2005-06

F Jon Brockman, WASH
 G Justin Dentmon, WASH
 F *L.R. Mbah a Moute, UCLA
 F Jeff Pendergraph, ASU
 F Marcus Williams, ARIZ

2006-07

F Ryan Anderson, CAL
 F *Chase Budinger, ARIZ
 F Taj Gibson, USC
 C Spencer Hawes, WASH
 F Brook Lopez, STAN
 G Tajuan Porter, ORE

2007-08

G Jerryd Bayless, ARIZ
 G James Harden, ASU
 F Davon Jefferson, USC
 C *Kevin Love, UCLA
 G O.J. Mayo, USC

2008-09

F DeAngelo Casto, WSU
 F DeMar DeRozan, USC
 G Jeremy Green, STAN
 G Jrue Holiday, UCLA
 G *Isaiah Thomas, WASH
 G Klay Thompson, WSU

2009-10

F Tyler Honeycutt, UCLA
 G Trent Lockett, ASU
 G Reggie Moore, WSU
 F Reeves Nelson, UCLA
 F *Derrick Williams, ARIZ

2010-11

G/F Anthony Brown, STAN
 G *Allen Crabbe, CAL
 G Maurice Jones, USC
 F Dwight Powell, STAN
 F Joshua Smith, UCLA
 G C.J. Wilcox, WASH

2011-12

G Spencer Dinwiddie, COLO
 G Nick Johnson, ARIZ
 F David Kravish, CAL
 G Chasson Randle, STAN
 G *Tony Wroten, WASH

2012-13

G Kyle Anderson, UCLA
 G *Jahii Carson, ASU
 G Damyean Dotson, ORE
 G/F *Shabazz Muhammad, UCLA
 F Josh Scott, COLO

2013-14

G Bryce Alford, UCLA
 F *Aaron Gordon, ARIZ
 F Rondae Hollis-Jefferson, ARIZ
 G Zach LaVine, UCLA
 G Nigel Williams-Goss, WASH

2014-15

F Jordan Bell, ORE
 F Dillion Brooks, ORE
 G Tra Holder, ASU
 F *Stanley Johnson, ARIZ
 F Kevon Looney, UCLA
 G Jordan McLaughlin, USC
 C Jakob Poeltl, UTAH

2015-16

F *Jaylen Brown, CAL
 G Tyler Dorsey, ORE
 G Dejounte Murray, WASH
 F Ivan Rabb, CAL
 G Allonzo Trier, ARIZ

2016-17

G Rawle Alkins, ARIZ
 F *Lonzo Ball, UCLA
 G Markelle Fultz, WASH
 F TJ Leaf, UCLA
 F Lauri Markkanen, ARIZ

* - Freshman of the Year

Honors selected by Pac-12 coaches.

**ALL-FRESHMEN/
 ALL-ROOKIE
 SELECTIONS BY
 SCHOOL**

1. UCLA..... 35
2. ARIZ..... 28
3. CAL 23
4. WASH 19
5. USC..... 18
6. STAN..... 16
7. ASU..... 13
- ORE..... 13
- OSU 13
10. WSU..... 11
11. COLO..... 2
12. UTAH 1

From 1980-81 - 1982-83, known as the All-Rookie Team and selected by Conference coaches.

From 1992-93 to 1998-99, the All-Newcomer team had been selected by Pac-12 radio play-by-play announcers. From 1999-2000 to 2005-06, the Newcomer of the Year was selected by the announcers and named the FRED HESSLER AWARD in honor of the late UCLA broadcaster.

1980-81

- F Charlie Sitton, Fr., OSU
- F Sam Potter, Fr., CAL
- F Lester Conner, Jr., OSU
- C *John Revelli, Fr., STAN
- G Ken McFadden, Jr., WSU
- G Keith Jones, Fr., STAN

1981-82

- F Wayne Carlander, Fr., USC
- F *Johnny Rodgers, Fr., STAN
- C A.C. Green, Fr., OSU
- G Ken Johnson, Fr., USC
- G Craig Ehlo, Jr., WSU

1982-83

- F *Dave Butler, Fr., CAL
- F Ricky Brown, Fr., WSU
- C Reggie Rogers, Fr., WASH
- G Steve Woodside, Fr., OSU
- G Darryl Flowers, Fr., OSU

1983-84 - 1991-92

(No honors awarded)

1992-93

- F Mustapha Hoff, Jr., OSU
- C Richard Petruska, Sr., UCLA
- G *Marcell Capers, Jr., ASU
- G Tony Harris, Jr., WSU
- G Prentiss Perkins, Jr., WASH

1993-94

- F Sam Allen, Jr., WASH
- F Darryl Parker, Jr., ORE
- G Stephane Brown, Jr., OSU
- G *Isaac Burton, Jr., ASU
- G Michael McClain, So., WASH

1994-95

- C Mike Amos, Jr., WASH
- G *Shamon Antrum, So., WSU
- G Ben Davis, Jr., ARIZ
- G Jason Hamilton, Jr., WASH
- F Vladimir Heredia, Jr., OSU
- G Jamal Lawrence, Jr., ORE

1995-96

- G *Ed Gray, Jr., CAL
- G Markee Brown, Jr., OSU
- F Kyle Milling, Jr., ORE
- C Rob Ramaker, Jr., ORE
- F Rodger Farrington, Jr., ASU

1996-97

- G Elias Ayuso, So., USC
- F Mike Batiste, So., ASU
- F Bennett Davison, Jr., ARIZ
- F *Rodrick Rhodes, Sr., USC
- F Terrill Woods, Jr., OSU

1997-98

- G Geno Carlisle, Jr., CAL
- G Michael Gill, Jr., CAL
- G Thomas Kilgore, Jr., CAL
- F *Bobby Lazor, Jr., ASU
- F Adam Spanich, Jr., USC

1998-99

- C *Brian Scalabrine, So., USC
- G Alex Scales, Jr., ORE
- G Josh Steinthal, So., OSU
- G Jan-Michael Thomas, Jr., WSU
- G Darius Wright, Jr., ORE

* - Newcomer of the Year

Newcomer of the Year

- 1992-93 Marcell Capers, G, ASU (Jr., Los Angeles, Calif.)
- 1993-94 Isaac Burton, G, ASU (Jr., Los Angeles, Calif.)
- 1994-95 Shamon Antrum, G, WSU (Jr., New Haven, Conn.)
- 1995-96 Ed Gray, G, CAL (Jr., Riverside, Calif.)
- 1996-97 Rodrick Rhodes, F, USC (Sr., Jersey City, N.J.)
- 1997-98 Bobby Lazor, F, ASU (Jr., Norwich, N.Y.)
- 1998-99 Brian Scalabrine, C, USC (So., Enumclaw, Wash.)
- 1999-00 Loren Woods, C, ARIZ (Jr., St. Louis, Mo.)
- 2000-01 J Locklier, C, WSU (Jr., Rock Hill, S.C.)
- 2001-02 Doug Wrenn, F, WASH (So., Seattle, Wash.)
- 2002-03 Andre Joseph, G, ORE (Jr., Houston, Texas)
- 2003-04 Jeff McMillan, F, USC (Jr., Staten Island, N.Y.)
- 2004-05 Nick DeWitz, F, OSU (Jr., Chandler, Ariz.)
- 2005-06 Ryan Appleby, G, WASH (So., Stanwood, Wash.)

ALL-NEWCOMER SELECTIONS BY SCHOOL

1. OSU12
2. WASH8
3. ORE7
- USC7
5. CAL6
- WSU6
7. ASU5
8. ARIZ3
- STAN3
10. UCLA1

PAC-12 ALL-DEFENSIVE

2007-08

- G Darren Collison, UCLA
- F Taj Gibson, USC
- C Robin Lopez, STAN
- G Kyle Weaver, WSU
- G *Russell Westbrook, UCLA

2008-09

- C/F Alfred Aboya, UCLA
- G Darren Collison, UCLA
- F *Taj Gibson, USC
- G Daniel Hackett, USC
- F Jordan Hill, ARIZ

2009-10

- F DeAngelo Casto, WSU
- G Jorge Guterrez, CAL
- F Justin Holiday, WASH
- G Venoy Overton, WASH
- G *Seth Tarver, OSU

2010-11

- F DeAngelo Casto, WSU
- G Jared Cunningham, OSU
- G Jorge Guterrez, CAL
- G Malcolm Lee, UCLA
- G *Marcus Simmons, USC

2011-12

- G Jared Cunningham, OSU
- G Kyle Fogg, ARIZ
- G *Jorge Guterrez, CAL
- C Aziz N'Diaye, WASH
- F André Roberson, COLO

2012-13

- G Jordan Bachynski, ASU
- G Carrick Felix, ASU
- F Josh Huestis, STAN
- C Arsalan Kazemi, ORE
- F *André Roberson, COLO

2013-14

- G *Jordan Bachynski, ASU
- F Josh Huestis, STAN
- G Nick Johnson, ARIZ
- G T.J. McConnell, ARIZ
- G Delon Wright, UTAH

2014-15

- F Jordan Bell, ORE
- F Rondae Hollis-Jefferson, ARIZ
- G T.J. McConnell, ARIZ
- G *Gary Payton II, OSU
- G Delon Wright, UTAH

2015-16

- F Chris Boucher, ORE
- G *Gary Payton II, OSU
- F Josh Scott, COLO
- G Brandon Taylor, UTAH
- C Kaleb Tarczewski, ARIZ

2016-17

- G Kadeem Allen, Sr., ARIZ
- G Marcus Allen, Sr., STAN
- F *Jordan Bell, Jr., ORE
- F Chris Boucher, Sr., ORE
- G Derrick White, Sr., COLO

* - Defensive Player of the Year

Honors selected by Pac-12 coaches.

ALL-DEFENSIVE SELECTIONS BY SCHOOL

1. ARIZ8
2. ORE5
- OSU5
- UCLA5
5. COLO4
- STAN4
- USC4
8. ASU3
- CAL3
- UTAH3
- WASH3
- WSU3

1985-86

Keith Balderston, ORE
Dave Butler, CAL
Steve Kerr, ARIZ
Novian Whitsitt, STAN
Steve Woodside, OSU

1986-87

Keith Balderston, ORE
Dave Butler, CAL
Dave Immel, UCLA
Brian Quinnett, WSU
Novian Whitsitt, STAN

1987-88

Keith Balderston, ORE
Steve Kerr, ARIZ
Todd Lichti, STAN
Bill Sherwood, OSU
Terry Taylor, STAN

1988-89

Matt Muehlebach, ARIZ
Brian Quinnett, WSU
Eric Reveno, STAN
Terry Taylor, STAN
Andrew Vlahov, STAN

1989-90

Teo Alibegovic, OSU
Kenny Ammann, STAN
Matt Muehlebach, ARIZ
John Patrick, STAN
David Sanders, WSU

1990-91

Teo Alibegovic, OSU
Kenny Ammann, STAN
Matt Anderson, ASU
Matt Muehlebach, ARIZ
John Patrick, STAN

1991-92

Peter Dukes, STAN
Paul Garrett, STAN
Jon Mitchell, ORE
Dale Reed, WSU
Jason Weaver, STAN

1992-93

Peter Dukes, STAN
Jon Mitchell, ORE
Brett Pagett, WASH
Richard Petruska, UCLA
Mark Pope, WASH

1993-94

Scott Didrickson, WASH
Kevin Flanagan, ARIZ
Jon Mitchell, ORE
Damaine Powell, USC
George Zidek, UCLA

1994-95

David Harbour, STAN
*Jon Mitchell, ORE
J.D. Vetter, OSU
David Viik, WSU
George Zidek, UCLA

1995-96

Carlos Daniel, WSU
David Harbour, STAN
Rich Jackson, STAN
Ty Reuter, USC
J.D. Vetter, OSU

1996-97

Carlos Daniel, WSU
Rich Jackson, STAN
Cameron Johnson, WSU
Todd MacCulloch, WASH
Bob Myers, UCLA

1997-98

Carlos Daniel, WSU
Bobby Lazor, ASU
Todd MacCulloch, WASH
A.D. Smith, ORE
Chris Thompson, WASH

1998-99

Will Hutchens, WSU
Bobby Lazor, ASU
Todd MacCulloch, WASH
Mark Madsen, STAN
A.D. Smith, ORE

1999-00

Jason Heide, OSU
Mark Madsen, STAN
A.D. Smith, ORE
Josh Steinthal, OSU
Chris Walcott, WASH

2000-01

Eugene Edgeron, ARIZ
Ryan Forehan-Kelly, CAL
Dennis Gates, CAL
Morgan Lingle, CAL
Shawn Redhage, ASU

2001-02

Curtis Borchart, STAN
Dennis Gates, CAL
Ben Lindquist, ORE
J Locklier, WSU
Shawn Redhage, ASU

2002-03

Justin Allen, ASU
Joe Kirchofer, STAN
Shawn Redhage, ASU
Nick Robinson, STAN
Amit Tamir, CAL

2003-04

First Team
Dan Grunfeld, STAN
Rob Little, STAN
Jason Ranne, ARIZ
Nick Robinson, STAN
Amit Tamir, CAL
Second Team
Justin Allen, ASU
Jay Anderson, ORE
A.J. Diggs, CAL
Chris Hernandez, STAN
Andre Iguodala, ARIZ

2004-05

First Team
Dan Grunfeld, STAN
Jim Hanchett, OSU
Chris Hernandez, STAN
Rob Little, STAN
Nick Robinson, STAN
Second Team
Wilfried Fameni, ASU
Hans Gasser, WASH
Jason Haas, STAN
Lamar Hurd, OSU
Jordan Kent, ORE
Alexander Pribble, CAL

2005-06

First Team
Robbie Cowgill, WSU
Dan Grunfeld, STAN
Chris Hernandez, STAN
Lamar Hurd, OSU
Alex Pribble, CAL
Second Team
Taj Finger, STAN
Hans Gasser, WASH
Chad Goldstein, ASU
Jordan Kent, ORE
Peter Prowitt, STAN

2006-07

First Team
Aron Baynes, WSU
Robbie Cowgill, WSU
Daven Harmeling, WSU
Alex Pribble, CAL
Peter Prowitt, STAN
Second Team
Alfred Aboya, UCLA
Taj Finger, STAN
Hans Gasser, WASH
Angelo Tsagarakis, OSU
Carlton Weatherby, STAN
Ryan Wright, UCLA

2007-08

First Team
Brett Briemaier, ARIZ
Robbie Cowgill, WSU
Taj Finger, STAN
Daven Harmeling, WSU
Taylor Rochestie, WSU
Second Team
Alfred Aboya, UCLA
Aron Baynes, WSU
Nikola Knezevic, CAL
Nikola Koprivica, WSU
Roeland Schaftenaar, OSU

2008-09

First Team
Aron Baynes, WSU
Derek Glasser, ASU
Daven Harmeling, WSU
Nikola Koprivica, WSU
Taylor Rochestie, WSU
Second Team
Nikola Knezevic, CAL
Rihards Kuksiks, ASU
Roeland Schaftenaar, OSU
Drew Shiller, STAN
Jordan Wilkes, CAL

2009-10

First Team
Mustafa Abdul Hamid, UCLA
Landry Fields, STAN
Nikola Koprivica, WSU
Roeland Schaftenaar, OSU
Drew Shiller, STAN
Second Team
Jorge Gutierrez, CAL
Malcolm Lee, UCLA
Abe Lodwick, WSU
Garrett Sim, ORE
Jack Trotter, STAN

2010-11

First Team
Angus Brandt, OSU
Trent Lockett, ASU
Abe Lodwick, WSU
Rhys Murphy, OSU
Jack Trotter, STAN
Second Team
Nicholas Fearn, ORE
Jorge Gutierrez, CAL
Harper Kamp, CAL
Josh Owens, STAN
Garrett Sim, ORE

2011-12

First Team
Sabatino Chen, COLO
John Gage, STAN
Trent Lockett, ASU
Daven Harmeling, WSU
Jack Trotter, STAN
Second Team
Harper Kamp, CAL
Abe Lodwick, WSU
Josh Owens, STAN
Patrick Simon, WSU
Andrew Zimmerman, STAN

2012-13

First Team
Sabatino Chen, COLO
Carrick Felix, ASU
John Gage, STAN
Robbie Lemons, STAN
Jeremy Olsen, UTAH
Second Team
Andy Brown, STAN
Shane Harris-Tunks, COLO
Stefan Nastic, STAN
Dwight Powell, STAN
Chasson Randle, STAN

2013-14

First Team
Anthony Brown, STAN
John Gage, STAN
Robbie Lemons, STAN
Jeremy Olsen, UTAH
Brandon Taylor, UTAH
Second Team
Angus Brandt, OSU
Chass Bryan, USC
Junior Longrus, WSU
Stefan Nastic, STAN
Chasson Randle, STAN

2014-15

First Team
Bo Barnes, ASU
Jeremy Olsen, UTAH
Chasson Randle, STAN
Brandon Taylor, UTAH
Nigel Williams-Goss, WASH
Second Team
Anthony Brown, STAN
Austin Eastman, UTAH
Josh Hawkinson, WSU
Junior Longrus, WSU
Stefan Nastic, STAN

2015-16

First Team
Casey Benson, ORE
Josh Hawkinson, WSU
Junior Longrus, WSU
Dorian Pickens, STAN
Brandon Taylor, UTAH
Second Team
Stephen Domingo, CAL
Malcolm Duvivier, OSU
Valentine Izundu, WSU
Ny Redding, WSU
Thomas Welsh, UCLA

2016-17

First Team
Josh Hawkinson, Sr., WSU
Daine Muller, Jr., OSU
Dorian Pickens, Jr., STAN
Gligorije Rakocevic, So., OSU
Stephen Thompson Jr., So., OSU
Second Team
Casey Benson, Jr., ORE
David Collette, Jr., UTAH
Tres Tinkle, So., OSU
Parker Van Dyke, So., UTAH
Thomas Welsh, Jr., UCLA

* - Only four-time selection

ALL-ACADEMIC SELECTIONS BY SCHOOL

(Total selections)

| | | | |
|-----|------|-------|----|
| 1. | STAN | | 63 |
| 2. | WSU | | 36 |
| 3. | OSU | | 23 |
| 4. | CAL | | 19 |
| 5. | ORE | | 18 |
| 6. | ASU | | 15 |
| 7. | UCLA | | 11 |
| 8. | ARIZ | | 10 |
| | WASH | | 10 |
| 10. | UTAH | | 9 |
| 11. | COLO | | 3 |
| | USC | | 3 |

1983-84

- 11/28 Butch Hays (Sr.), CAL
- 12/5 John Revelli (Sr.), STAN
- 12/12 Blair Rasmussen (Jr.), ORE
- 12/19 Kenny Fields (Sr.), UCLA
- 12/27 Dave Butler (So.), CAL
- 1/3 A.C. Green (Jr.), OSU
- 1/9 Ralph Jackson (Sr.), UCLA
- 1/16 Blair Rasmussen (Jr.), ORE
- 1/23 Wayne Carlander (Jr.), USC
- 1/30 Chris Harper (Jr.), ORE
- 2/6 Detlef Schrempf (Jr.), WASH
- 2/13 Greg Trapp (Jr.), ORE
- 2/20 Keith Jones (Sr.), STAN
- Charlie Sitton (Sr.), OSU
- 2/27 Pete Williams (Jr.), ARIZ
- 3/5 Ralph Jackson (Sr.), UCLA
- 3/12 A.C. Green (Jr.), OSU
- Charlie Sitton (Sr.), OSU

1984-85

- 12/3 Detlef Schrempf (Sr.), WASH
- 12/10 Chris Sandle (Fr.), ASU
- 12/17 A.C. Green (Sr.), OSU
- 12/31 A.C. Green (Sr.), OSU
- 1/7 Eddie Smith (Sr.), ARIZ
- 1/14 Bobby Thompson (Sr.), ASU
- 1/21 Wayne Carlander (Sr.), USC
- 1/28 Nigel Miguel (So.), UCLA
- 2/4 Kevin Johnson (So.), CAL
- 2/11 Wayne Carlander (Sr.), USC
- 2/18 Blair Rasmussen (Sr.), ORE
- 2/25 Reggie Miller (Fr.), UCLA
- 3/4 Blair Rasmussen (Sr.), ORE
- Wayne Carlander (Sr.), USC
- 3/11 Pete Williams (Sr.), ARIZ

1985-86

- 12/2 Reggie Miller (So.), UCLA
- 12/9 Tom Lewis (Fr.), USC
- 12/16 Darrin Houston (Sr.), OSU
- 12/23 Jerry Adams (Sr.), ORE
- 12/30 Steve Kerr (So.), ARIZ
- 1/6 Jose Ortiz (Jr.), OSU
- 1/13 Chris Welp (Jr.), WASH
- 1/20 Chris Welp (Jr.), WASH
- 1/27 Dave Butler (Sr.), CAL
- 2/3 Howard Wright (Fr.), STAN
- 2/10 Reggie Miller (So.), UCLA
- 2/17 Arthur Thomas (Jr.), ASU
- 2/24 Jerry Adams (Sr.), ORE
- 3/3 Kevin Johnson (Jr.), CAL
- 3/10 Jerry Adams (Sr.), ORE

1986-87

- 12/1 Jose Ortiz (Sr.), OSU
- 12/8 Reggie Miller (Jr.), UCLA
- 12/15 Dwayne Scholten (Sr.), WSU
- 12/22 Joe Wallace (Sr.), WSU
- 12/30 Leonard Taylor (Jr.), CAL
- 1/5 Anthony Taylor (Jr.), ORE
- 1/12 Montel Hatcher (Sr.), UCLA
- 1/19 Craig McMillan (Jr.), ARIZ
- 1/26 Jose Ortiz (Sr.), OSU
- 2/2 Chris Welp (Sr.), WASH
- 2/9 Joe Wallace (Sr.), WSU
- 2/16 Dave Butler (Sr.), CAL
- 2/23 Sean Elliott (So.), ARIZ
- 3/2 Reggie Miller (Jr.), UCLA

1987-88

- 11/30 Todd Lichti (Jr.), STAN
- 12/7 Sean Elliott (Jr.), ARIZ
- 12/14 Steve Kerr (Sr.), ARIZ
- 12/21 Steve Kerr (Sr.), ARIZ
- 1/4 Sean Elliott (Jr.), ARIZ
- 1/11 Eric Knox (Jr.), OSU
- 1/18 David Sanders (So.), WSU
- 1/25 Eldridge Recasner (So.), WASH
- 2/1 Trevor Wilson (So.), UCLA
- 2/8 Howard Wright (Jr.), STAN
- 2/15 Ryan Drew (Fr.), CAL
- 2/22 Sean Elliott (Jr.), ARIZ
- 2/29 Gary Payton (So.), OSU
- 3/7 Gary Payton (So.), OSU

1988-89

- 11/28 Gary Payton (Jr.), OSU
- 12/5 Don MacLean (Fr.), UCLA
- 12/12 Sean Elliott (Sr.), ARIZ
- 12/19 Mark West (Jr.), WASH
- 1/3 Todd Lichti (Sr.), STAN
- 1/9 Todd Lichti (Sr.), STAN
- 1/16 Anthony Cook (Sr.), ARIZ
- 1/23 Gary Payton (Jr.), OSU
- 1/30 Brian Quinnett (Sr.), WSU
- 2/6 Todd Lichti (Sr.), STAN
- 2/13 Gary Payton (Jr.), OSU
- 2/20 Sean Elliott (Sr.), ARIZ
- 2/27 Howard Wright (Sr.), STAN
- 3/6 Anthony Cook (Sr.), ARIZ

1989-90

- 11/27 Jud Buechler (Sr.), ARIZ
- 12/4 Gary Payton (Sr.), OSU
- 12/11 Gary Payton (Sr.), OSU
- 12/18 Adam Keefe (So.), STAN
- 1/2 Gary Payton (Sr.), OSU
- 1/9 Alex Austin (Sr.), ASU
- 1/16 Brian Hendrick (Fr.), CAL
- 1/22 Adam Keefe (So.), STAN
- 1/29 Don MacLean (So.), UCLA
- 2/5 Harold Miner (Fr.), USC
- 2/12 Jud Buechler (Sr.), ARIZ
- 2/19 Keith Smith (Sr.), CAL
- 2/26 Gary Payton (Sr.), OSU
- 3/5 Harold Miner (Fr.), USC

1990-91

- 11/26 Chris Mills (So.), ARIZ
- 12/3 Don MacLean (Jr.), UCLA
- 12/10 Terrell Brandon (Jr.), ORE
- 12/17 Harold Miner (So.), USC
- 12/31 Terrell Brandon (Jr.), ORE
- 1/7 Teo Alibegovic (Sr.), OSU
- 1/14 Adam Keefe (Jr.), STAN
- 1/21 Chris Mills (So.), ARIZ
- 1/28 Doug Meekins (Jr.), WASH
- 2/4 Adam Keefe (Jr.), STAN
- 2/11 Brian Williams (Jr.), ARIZ
- 2/18 Billy Dreher (So.), CAL
- 2/25 Harold Miner (So.), USC
- 3/5 Dion Brown (Sr.), WASH
- 3/11 Matt Muehlebach (Sr.), ARIZ

1991-92

- 11/26 Neil Derrick (Sr.), WSU
- 12/2 Chad Scott (Jr.), OSU
- 12/9 Chris Mills (Jr.), ARIZ
- 12/16 Adam Keefe (Sr.), STAN
- 12/23 Harold Miner (Jr.), USC
- 12/30 Peter Dukes (Jr.), STAN
- Chad Scott (Jr.), OSU
- 1/6 Don MacLean (Sr.), UCLA
- 1/13 Don MacLean (Sr.), UCLA
- 1/20 Jamal Faulkner (So.), ASU
- 1/27 Harold Miner (Jr.), USC
- 2/3 Duane Cooper (Sr.), USC
- 2/10 Adam Keefe (Sr.), STAN
- Antoine Stoudamire (So.), ORE
- 2/17 Scott Haskin (Jr.), OSU
- 2/24 Mario Bennett (Fr.), ASU
- 3/2 Harold Miner (Jr.), USC
- 3/9 Bennie Seltzer (Jr.), WSU
- 3/16 Don MacLean (Sr.), UCLA

1992-93

- 12/7 Ed O'Bannon (So.), UCLA
- 12/14 Chris Mills (Sr.), ARIZ
- 12/21 Bennie Seltzer (Sr.), WSU
- 1/4 Dwayne Fontana (Jr.), ASU
- 1/11 Chris Mills (Sr.), ARIZ
- Scott Haskin (Sr.), OSU
- 1/18 Scott Haskin (Sr.), OSU
- 1/25 Ed Stokes (Sr.), ARIZ
- 2/1 Stevin Smith (Jr.), ASU
- 2/8 Mark Hendrickson (Fr.), WSU
- 2/15 Shon Tarver (Jr.), UCLA
- 2/22 Chris Mills (Sr.), ARIZ
- 3/1 Rodney Chatman (Sr.), USC
- 3/15 Chris Mills (Sr.), ARIZ

1993-94

- 12/6 Damon Stoudamire (Jr.), ARIZ
- 12/13 Jason Kidd (So.), CAL
- 12/20 George Zidek (Jr.), UCLA
- 1/3 Khalid Reeves (Sr.), ARIZ
- Jan 11 Lamond Murray (Jr.), CAL
- 1/17 Lamond Murray (Jr.), CAL
- 1/24 Tyus Edney (Jr.), UCLA
- 1/31 Jason Kidd (So.), CAL
- 2/7 Maurice Woods (Sr.), WASH
- 2/14 Khalid Reeves (Sr.), ARIZ
- 2/21 Orlando Williams (Jr.), ORE
- 2/28 Khalid Reeves (Sr.), ARIZ
- 3/7 Lamond Murray (Jr.), CAL
- 3/14 Eddie Hill (Sr.), WSU

1994-95

- 12/5 Ed O'Bannon (Sr.), UCLA
- 12/12 Brent Barry (Sr.), OSU
- 12/19 Ed O'Bannon (Sr.), UCLA
- 1/2 Kenya Wilkins (So.), ORE
- 1/9 Donminic Ellison (So.), WSU
- 1/16 Damon Stoudamire (Sr.), ARIZ
- 1/23 Mark Hendrickson (Jr.), WSU
- 1/30 Tremaine Fowlkes (Fr.), CAL
- 2/6 Brevin Knight (So.), STAN
- 2/13 Mario Bennett (Jr.), ASU
- 2/20 Ed O'Bannon (Sr.), UCLA
- 2/27 Ed O'Bannon (Sr.), UCLA
- 3/6 Brent Barry (Sr.), OSU
- 3/13 Mario Bennett (Jr.), ASU

1995-96

- 12/4 Joseph Blair (Sr.), ARIZ
- 12/11 Jelani McCoy (Fr.), UCLA
- 12/18 Ed Gray (Jr.), CAL
- 1/2 Toby Bailey (So.), UCLA
- 1/8 Shareef Abdur-Rahim (Fr.), CAL
- 1/15 Kris Johnson (So.), UCLA
- 1/22 Ben Davis (Sr.), ARIZ
- 1/29 Mark Sanford (So.), WASH
- 2/5 Brevin Knight (Jr.), STAN
- 2/12 Miles Simon (So.), ARIZ
- 2/19 Kenya Wilkins (Jr.), ORE
- 2/26 Ed Gray (Jr.), CAL
- 3/4 Shareef Abdur-Rahim (Fr.), CAL
- 3/11 David Harbour (Sr.), STAN

1996-97

- 12/2 Ed Gray (Sr.), CAL
- 12/9 Kenya Wilkins (Sr.), ORE
- 12/16 Michael Dickerson (Jr.), ARIZ
- 12/23 Kenya Wilkins (Sr.), ORE
- 1/6 Rodrick Rhodes (Sr.), USC
- 1/13 Brevin Knight (Sr.), STAN
- 1/20 Corey Benjamin (Fr.), OSU
- 1/27 Ed Gray (Sr.), CAL
- 2/3 Mark Sanford (Jr.), WASH
- 2/10 Miles Simon (Jr.), ARIZ
- Stais Boseman (Sr.), USC
- 2/17 Charles O'Bannon (Sr.), UCLA

- 2/24 Ed Gray (Sr.), CAL
- Toby Bailey (Jr.), UCLA
- 3/3 Michael Dickerson (Jr.), ARIZ
- 3/10 Tim Young (So.), STAN

1997-98

- 12/1 Todd MacCulloch (Jr.), WASH
- 12/8 Mark Madsen (So.), STAN
- 12/15 Jason Terry (Jr.), ARIZ
- 12/22 J.R. Henderson (Sr.), UCLA
- 1/6 Miles Simon (Sr.), ARIZ
- 1/12 Michael Dickerson (Sr.), ARIZ
- 1/19 Todd MacCulloch (Jr.), WASH
- 1/26 Corey Benjamin (So.), OSU
- 2/2 Mike Bibby (So.), ARIZ
- 2/9 Jeremy Veal (Sr.), ASU
- 2/16 Donald Watts (Jr.), WASH
- 2/23 Sean Marks (Sr.), CAL
- 3/2 Toby Bailey (Sr.), UCLA
- 3/8 Gary Johnson (Sr.), USC

1998-99

- 11/30 Deon Lutton (Jr.), WASH
- 12/7 Geno Carlisle (Sr.), CAL
- 12/14 Jan-Michael Thomas (Jr.), WSU
- 12/21 Eddie House (Jr.), ASU
- 1/5 Baron Davis (So.), UCLA
- 1/11 Deaundra Tanner (So.), OSU
- 1/18 Todd MacCulloch (Sr.), WASH
- 1/25 Baron Davis (So.), UCLA
- 2/1 Jason Terry (Sr.), ARIZ
- 2/8 Deon Lutton (Jr.), WASH
- 2/15 Darius Wright (Jr.), ORE
- 2/22 Jason Terry (Sr.), ARIZ
- 3/1 Arthur Lee (Sr.), STAN
- 3/7 Jason Terry (Sr.), ARIZ

1999-2000

- 11/27 Jason Collins (Fr.), STAN
- 12/6 Michael Wright (So.), ARIZ
- 12/13 Brian Scalabrine (Jr.), USC
- 12/20 Eddie House (Sr.), ASU
- 1/3 Eddie House (Sr.), ASU
- 1/10 Eddie House (Sr.), ASU
- 1/17 Loren Woods (Jr.), ARIZ
- 1/24 David Bluthenthal (So.), USC
- 1/31 A.D. Smith (Sr.), ORE
- 2/7 Loren Woods (Jr.), ARIZ
- 2/14 Mark Madsen (Sr.), STAN
- 2/21 Eddie House (Sr.), ASU
- 2/28 Earl Watson (Jr.), UCLA
- 3/6 Alex Scales (Sr.), ORE
- 3/13 Jeff Trepagnier (Jr.), USC

2000-01

- 11/27 Michael Wright (Jr.), ARIZ
- 12/4 Luke Walton (So.), ARIZ
- 12/11 David Bluthenthal (Jr.), USC
- 12/18 Bryan Bracey (Sr.), ORE
- 1/3 Sam Clancy (Jr.), USC
- 1/8 Jarron Collins (Sr.), STAN
- Jason Collins (Jr.), STAN
- 1/16 Jason Kapono (So.), UCLA
- 1/22 Gilbert Arenas (So.), ARIZ
- 1/29 Sean Lampley (Sr.), CAL
- 2/5 Awcee Storey (Jr.), ASU
- 2/12 Sean Lampley (Sr.), CAL
- 2/19 Gilbert Arenas (So.), ARIZ
- 2/26 Sean Lampley (Sr.), CAL
- 3/5 Casey Jacobsen (So.), STAN
- 3/12 Loren Woods (Sr.), ARIZ

2001-02

- 11/26 Jason Gardner (Jr.), ARIZ
- 12/3 Curtis Allen (So.), WASH
- 12/10 Marcus Moore (Jr.), WSU
- 12/17 Joe Shipp (Jr.), CAL
- 1/7 Chad Prewitt (Sr.), ASU

1/14 Matt Barnes (Sr.), UCLA
 1/21 Luke Walton (Jr.), ARIZ
 1/28 Philip Ricci (Jr.), OSU
 2/4 Casey Jacobsen (Jr.), STAN
 2/11 Amit Tamir (Fr.), CAL
 2/18 David Bluthenthal (Sr.), USC
 2/25 Frederick Jones (Sr.), ORE
 3/4 Curtis Borchardt (Jr.), STAN

2002-03

12/2 Luke Ridnour (Jr.), ORE
 12/9 Luke Jackson (Jr.), ORE
 12/16 Jason Gardner (Sr.), ARIZ
 1/6 Jason Kapono (Sr.), UCLA
 1/13 Joe Shipp (Sr.), CAL
 1/20 Joe Shipp (Sr.), CAL
 1/27 Jason Gardner (Sr.), ARIZ
 2/3 Brian Jackson (Sr.), OSU
 2/10 Brian Wethers (Sr.), CAL
 2/17 Ike Diogu (Fr.), ASU
 2/24 Channing Frye (So.), ARIZ
 3/3 Salim Stoudamire (So.), ARIZ
 3/10 Tommy Smith (Sr.), ASU

2003-04

12/1 Chris Hernandez, (So.), STAN
 12/8 Matt Lottich, (Sr.), STAN
 12/15 Hassan Adams, (So.), ARIZ
 12/22 Matt Lottich, (Sr.), STAN
 1/5 Janou Rubin, (Jr.), UCLA
 1/12 Josh Childress, (Jr.), STAN
 1/19 Desmon Farmer, (Sr.), USC
 1/26 Leon Powe, (Fr.), CAL
 2/2 Nate Robinson, (So.), WASH
 2/9 Richard Midgely, (So.), CAL
 2/16 Salim Stoudamire, (Jr.), ARIZ
 2/23 David Lucas, (Jr.), OSU
 2/28 Brandon Roy, (So.), WASH
 3/8 Luke Jackson, (Sr.), ORE

2004-05

11/29 Nate Robinson (Jr.), WASH
 12/6 Ike Diogu (Jr.), ASU
 12/13 Jordan Farmar (Fr.), UCLA
 12/20 Dijon Thompson (Sr.), UCLA
 1/3 David Lucas (Sr.), OSU
 1/10 Ike Diogu (Jr.), ASU
 1/17 Salim Stoudamire, (Sr.), ARIZ
 1/24 Dan Grunfeld (Jr.), STAN
 1/31 Thomas Kelati (Sr.), WSU
 2/7 Ike Diogu (Jr.), ASU
 2/14 David Lucas (Sr.), OSU
 2/21 Salim Stoudamire (Sr.), ARIZ
 2/28 Tre Simmons (Sr.), WASH
 3/7 Salim Stoudamire (Sr.), ARIZ

2005-06

11/29 DeVon Hardin (So.), CAL
 12/5 Leon Powe (So.), CAL
 12/12 Gabe Pruitt (So.), USC
 12/19 Chris Stephens (Sr.), OSU
 12/26 Hassan Adams (Sr.), ARIZ
 1/2 Hassan Adams (Sr.), ARIZ
 1/9 Josh Akognon (So.), WSU
 1/16 Bobby Jones (Sr.), WASH
 1/23 Matt Haryasz (Sr.), STAN
 1/30 Matt Haryasz (Sr.), STAN
 2/6 Chris Hernandez (Sr.), STAN
 2/13 Brandon Roy (Sr.), WASH
 2/20 Brandon Roy (Sr.), WASH
 2/27 Brandon Roy (Sr.), WASH
 3/6 Arron Afflalo (So.), UCLA

2006-07

11/20 Chase Budinger (Fr.), ARIZ
 11/27 Darren Collison (So.), UCLA
 12/4 Josh Shipp (So.), UCLA
 12/11 Daven Harmeling (So.), WSU

12/18 Bryce Taylor (Jr.), ORE
 12/26 Spencer Hawes (Fr.), WASH
 1/1 Ivan Radenovic (Sr.), ARIZ
 1/7 Aaron Brooks (Sr.), ORE
 1/15 Anthony Goods (So.), STAN
 1/22 Nick Young (Jr.), USC
 1/29 Brook Lopez (Fr.), STAN
 2/5 Daven Harmeling (So.), WSU
 2/12 Jon Brockman (So.), WASH
 2/19 Darren Collison (So.), UCLA
 2/26 Tajuan Porter (Fr.), ORE
 3/5 Ivan Radenovic (Sr.), ARIZ

2007-08

11/19 Jon Brockman (Jr.), WASH
 11/26 Kevin Love (Fr.), UCLA
 12/3 Ryan Anderson (So.), CAL
 12/10 Jordan Hill (So.), ARIZ
 12/17 Ty Abbott (Fr.), ASU
 12/24 Jon Brockman (Jr.), WASH
 12/31 Jerome Randle (So.), CAL
 1/7 James Harden (Fr.), ASU
 1/14 Kevin Love (Fr.), UCLA
 1/21 Jon Brockman (Jr.), WASH
 1/28 Kevin Love (Fr.), UCLA
 2/4 Ryan Anderson (So.), CAL
 2/11 Jeff Pendergraph (Jr.), ASU
 2/18 Jerryd Bayless (Fr.), ARIZ
 2/25 O.J. Mayo (Fr.), USC
 3/3 Brook Lopez (So.), STAN
 3/10 Taj Gibson (So.), USC

2008-09

11/17 Darren Collison (Sr.), UCLA
 11/24 James Harden (So.), ASU
 12/1 James Harden (So.), ASU
 12/8 Dwight Lewis (Jr.), USC
 12/15 Jordan Hill (Jr.), ARIZ
 12/22 Jerome Randle (Jr.), CAL
 12/29 Jamelle Horne (So.), ARIZ
 1/5 Patrick Christopher (Jr.), CAL
 1/12 Patrick Christopher (Jr.), CAL
 1/19 Lawrence Hill (Sr.), STAN
 1/26 Roeland Schaftenaar (Jr.), OSU
 2/2 Chase Budinger (Jr.), ARIZ
 2/9 Alfred Aboya (Sr.), UCLA
 2/16 Nic Wise (Jr.), ARIZ
 2/23 Taylor Rochestie (Sr.), WSU
 3/2 Jon Brockman (Sr.), WASH
 3/9 Josh Shipp (Sr.), UCLA

2009-10

11/16 Quincy Pondexter (Sr.), WASH
 11/23 Klay Thompson (So.), WSU
 11/30 Klay Thompson (So.), WSU
 12/7 Quincy Pondexter (Sr.), WASH
 12/14 Patrick Chistopher (Sr.), CAL
 12/21 Alex Stepheson (Jr.), USC
 12/28 Mike Gerrity (Sr.), USC
 1/4 Michael Dunigan (So.), ORE
 1/11 Ty Abbott (Jr.), ASU
 1/18 Quincy Pondexter (Sr.), WASH
 1/25 Landry Fields (Sr.), STAN
 2/1 Nic Wise (Sr.), ARIZ
 2/8 Quincy Pondexter (Sr.), WASH
 2/15 Jerome Randle (Sr.), CAL
 2/22 Landry Fields (Sr.), STAN
 3/1 Jamal Boykin (Sr.), CAL
 3/8 Quincy Pondexter (Sr.), WASH

2010-11

11/22 Reeves Nelson (So.), UCLA
 11/29 Klay Thompson (Jr.), WSU
 12/6 Derrick Williams (So.), ARIZ
 12/13 Klay Thompson (Jr.), WSU
 12/20 Reeves Nelson (So.), UCLA
 12/27 Jio Fontan (Jr.), USC
 1/3 M. Bryan-Amaning (Sr.), WASH

1/10 Isaiah Thomas (Jr.), WASH
 1/17 Derrick Williams (So.), ARIZ
 1/24 Isaiah Thomas (Jr.), WASH
 1/31 Lamont Jones (So.), ARIZ
 2/7 Joevan Catron (Sr.), ORE
 2/14 Isaiah Thomas (Jr.), WASH
 2/21 Derrick Williams (So.), ARIZ
 2/28 Nikola Vucevic (Jr.), USC
 3/7 Ty Abbott (Sr.), ASU

2011-12

11/14 C.J. Wilcox (So.), WASH
 11/21 Jared Cunningham (Jr.), OSU
 11/28 Maurice Jones (So.), USC
 12/5 Solomon Hill (Jr.), ARIZ
 12/12 Brock Motum (Jr.), WSU
 12/19 Ahmad Starks (So.), OSU
 12/26 Solomon Hill (Jr.), ARIZ
 1/2 Tony Wroten (Fr.), WASH
 1/9 Carlton Brown (Sr.), COLO
 1/16 Terrence Ross (So.), WASH
 1/23 Faisel Aden (Sr.), WSU
 1/30 Jared Cunningham (Jr.), OSU
 2/6 Kyle Fogg (Sr.), ARIZ
 2/13 E.J. Singler (Jr.), ORE
 2/20 Justin Cobb (So.), CAL
 2/27 Kyle Fogg (Sr.), ARIZ
 3/5 Lazeric Jones (Sr.), UCLA

2012-13

11/12 Ahmad Starks (Jr.), OSU
 11/19 Askia Booker (So.), COLO
 11/26 Justin Cobbs (Jr.), CAL
 12/3 Carrick Felix (Sr.), ASU
 12/10 Brock Motum (Sr.), WSU
 12/17 André Roberson (Jr.), COLO
 12/24 Eric Moreland (So.), OSU
 12/31 Shabazz Muhammad (Fr.), UCLA
 1/7 Carrick Felix (Sr.), ASU
 1/14 C.J. Wilcox (Jr.), WASH
 1/21 Mark Lyons (Sr.), ARIZ
 1/28 Carrick Felix (Sr.), ASU
 2/4 Josh Huestis (Jr.), STAN
 2/11 Allen Crabbe (Jr.), CAL
 2/18 Allen Crabbe (Jr.), CAL
 2/25 Justin Cobbs (Jr.), CAL
 3/4 Kyle Anderson (Fr.), UCLA
 3/11 Brock Motum (Sr.), WSU

2013-14

11/11 Tyrone Wallace (So.), CAL
 11/18 Roberto Nelson (Sr.), OSU
 11/25 Jahii Carson (So.), ASU
 12/2 Nick Johnson (Jr.), ARIZ
 12/9 Askia Booker (Jr.), COLO
 12/16 Jordan Loveridge (So.), UTAH
 12/23 Chasson Randle (Jr.), STAN
 12/30 Roberto Nelson (Sr.), OSU
 1/6 Askia Booker (Jr.), COLO
 1/13 Justin Cobbs (Sr.), CAL
 1/20 Delon Wright (Jr.) UTAH
 1/27 Kyle Anderson (So.), UCLA
 2/3 Justin Cobbs (Sr.), CAL
 2/10 Jordan Bachynski (Sr.), ASU
 2/17 Jermaine Marshall (Sr.), ASU
 2/24 Josh Huestis (Sr.), STAN
 3/3 Mike Moser (Sr.), ORE
 3/10 Mike Moser (Sr.), ORE

2014-15

11/17 Tyrone Wallace (Jr.), CAL
 11/24 Norman Powell (Sr.), UCLA
 12/1 Stanley Johnson (Fr.), ARIZ
 12/8 Tyrone Wallace (Jr.), CAL
 12/15 Delon Wright (Sr.), UTAH
 12/22 Elijah Stewart (Fr.), USC
 12/29 Anthony Brown (Sr.), STAN
 1/5 Chasson Randle (Sr.), STAN

1/12 Kevon Looney (Fr.), UCLA
 1/19 Stanley Johnson (Fr.), ARIZ
 1/26 Gary Payton II (Jr.), OSU
 2/2 Norman Powell (Sr.), UCLA
 2/9 Joseph Young (Sr.), ORE
 2/16 Rondae Hollis-Jefferson (So.), ARIZ
 2/23 Andrew Andrews (Jr.), WASH
 3/2 Norman Powell (Sr.), UCLA
 3/9 Shaquille McKissic (Sr.), ASU

2015-16

11/16 Tyrone Wallace (Sr.), CAL
 11/23 Jakob Poeltl (So.), UTAH
 11/30 Andrew Andrews (Sr.), WASH
 12/7 Thomas Welsh (So.), UCLA
 12/14 Allonzo Trier (Fr.), ARIZ
 12/21 Jakob Poeltl (So.), UTAH
 12/28 Josh Hawkinson (Jr.), WSU
 1/4 Andrew Andrews (Sr.), WASH
 1/11 Bryce Alford (Jr.), UCLA
 1/18 Josh Scott (Sr.), COLO
 1/25 Jakob Poeltl (So.), UTAH
 2/1 Dillon Brooks (So.), ORE
 2/8 Ryan Anderson (Sr.), ARIZ
 2/15 Jabari Bird (Jr.), CAL
 2/22 Jakob Poeltl (So.), UTAH
 2/29 Josh Scott (Sr.), COLO
 3/7 Gabe York (Sr.), ARIZ

2016-17

11/14 Tres Tinkle (So.), OSU
 11/21 Charlie Moore (Fr.), CAL
 11/28 Lonzo Ball (Fr.), UCLA
 12/5 TJ Leaf (Fr.), UCLA
 12/12 Derrick White (Sr.), COLO
 12/19 TJ Leaf (Fr.), UCLA
 12/26 Jordan McLaughlin (Jr.), USC
 1/2 Dillon Brooks (Jr.), ORE
 1/9 Ivan Rabb (So.), CAL
 1/16 Bryce Alford (Sr.), UCLA
 1/23 Lauri Markkanen (Fr.), ARIZ
 1/30 Shaququan Aaron (R-So.), USC
 2/6 Dillon Brooks (Jr.), ORE
 2/13 Lonzo Ball (Fr.), UCLA
 2/20 Lauri Markkanen (Fr.), ARIZ
 2/27 Dillon Brooks (Jr.), ORE
 3/6 Jordan McLaughlin (Jr.), USC

PLAYERS OF THE WEEK SELECTIONS BY SCHOOL (Total selections)

| | |
|---------------|----|
| 1. ARIZ..... | 94 |
| 2. UCLA..... | 67 |
| 3. CAL..... | 58 |
| 4. STAN..... | 49 |
| WASH..... | 49 |
| 6. OSU..... | 48 |
| 7. USC..... | 38 |
| 8. ORE..... | 37 |
| 9. ASU..... | 36 |
| 10. WSU..... | 28 |
| 11. COLO..... | 8 |
| 12. UTAH..... | 7 |

PLAYERS OF THE WEEK - BY THE NUMBERS

| | |
|--------------------------|---|
| Gary Payton, OSU | 9 |
| Chris Mills, ARIZ | 7 |
| Harold Miner, USC | 7 |
| Adam Keefe, STAN | 6 |
| Don MacLean, UCLA | 6 |
| Sean Elliott, ARIZ | 6 |
| Jon Brockman, WASH | 5 |
| Ed Gray, CAL | 5 |
| Eddie House, ASU | 5 |
| Reggie Miller, UCLA | 5 |
| Ed O'Bannon, UCLA | 5 |
| Quincy Pondexter, WASH | 5 |
| Salim Stoudamire, ARIZ | 5 |
| Dillon Brooks, ORE | 4 |
| Wayne Carlander, USC | 4 |
| Justin Cobbs, CAL | 4 |
| Ike Diogu, ASU | 4 |
| A.C. Green, OSU | 4 |
| Todd Lichti, STAN | 4 |
| Jakob Poeltl, UTAH | 4 |
| Blair Rasmussen, ORE | 4 |
| Brandon Roy, WASH | 4 |
| Jason Terry, ARIZ | 4 |
| Klay Thompson, WSU | 4 |
| Tyrone Wallace, CAL | 4 |
| Hassan Adams, ARIZ | 3 |
| Jerry Adams, ORE | 3 |
| Andrew Andrews, WASH | 3 |
| Toby Bailey, UCLA | 3 |
| Mario Bennett, ASU | 3 |
| David Bluthenthal, USC | 3 |
| Askia Booker, COLO | 3 |
| Darren Collison, UCLA | 3 |
| Patrick Christopher, CAL | 3 |
| Michael Dickerson, ARIZ | 3 |
| Carrick Felix, ASU | 3 |
| Jason Gardner, ARIZ | 3 |
| James Harden, ASU | 3 |
| Scott Haskin, OSU | 3 |
| Steve Kerr, ARIZ | 3 |
| Brevin Knight, STAN | 3 |
| Sean Lampley, CAL | 3 |
| Kevin Love, UCLA | 3 |
| David Lucas, OSU | 3 |
| Todd MacCulloch, STAN | 3 |
| Brock Motum, WSU | 3 |
| Lamond Murray, CAL | 3 |
| Jose Ortiz, OSU | 3 |
| Norman Powell, UCLA | 3 |
| Khalid Reeves, ARIZ | 3 |
| Joe Shipp, CAL | 3 |
| Miles Simon, ARIZ | 3 |
| Isaiah Thomas, WASH | 3 |
| Chris Welp, WASH | 3 |
| Kenya Wilkins, ORE | 3 |
| Derrick Williams, ARIZ | 3 |
| Loren Woods, ARIZ | 3 |
| Howard Wright, STAN | 3 |
| Ty Abbott, ASU | 2 |
| Shareef Abdur-Rahim, CAL | 2 |
| Bryce Alford, UCLA | 2 |
| Kyle Anderson, UCLA | 2 |
| Ryan Anderson, CAL | 2 |
| Gilbert Arenas, ARIZ | 2 |
| Lonzo Ball, UCLA | 2 |
| Brent Barry, OSU | 2 |
| Corey Benjamin, OSU | 2 |
| Terrell Brandon, OSU | 2 |
| Chase Budinger, ARIZ | 2 |
| Jud Buechler, ARIZ | 2 |
| Dave Butler, CAL | 2 |

| | |
|-----------------------------|---|
| Jason Collins, STAN | 2 |
| Anthony Cook, ARIZ | 2 |
| Allen Crabbe, CAL | 2 |
| Jared Cunningham, OSU | 2 |
| Baron Davis, UCLA | 2 |
| Landry Fields, STAN | 2 |
| Kyle Fogg, ARIZ | 2 |
| Daven Harmeling, WSU | 2 |
| Matt Haryasz, STAN | 2 |
| Mark Hendrickson, WSU | 2 |
| Chris Hernandez, STAN | 2 |
| Jordan Hill, ARIZ | 2 |
| Solomon Hill, ARIZ | 2 |
| Josh Huestis, STAN | 2 |
| Luke Jackson, ORE | 2 |
| Ralph Jackson, UCLA | 2 |
| Casey Jacobsen, STAN | 2 |
| Kevin Johnson, CAL | 2 |
| Stanley Johnson, ARIZ | 2 |
| Jason Kapono, UCLA | 2 |
| Jason Kidd, CAL | 2 |
| TJ Leaf, UCLA | 2 |
| Brook Lopez, STAN | 2 |
| Matt Lottich, STAN | 2 |
| Deon Luten, WASH | 2 |
| Mark Madsen, STAN | 2 |
| Lauri Markkanen, ARIZ | 2 |
| Jordan McLaughlin, USC | 2 |
| Mike Moser, ORE | 2 |
| Reeves Nelson, UCLA | 2 |
| Roberto Nelson, OSU | 2 |
| Leon Powe, CAL | 2 |
| Ivan Radenovic, ARIZ | 2 |
| Chasson Randle, STAN | 2 |
| Jerome Randle, CAL | 2 |
| Nate Robinson, WASH | 2 |
| Mark Sanford, WASH | 2 |
| Detlef Schrempf, WASH | 2 |
| Chad Scott, OSU | 2 |
| Josh Scott, COLO | 2 |
| Bennie Seltzer, WSU | 2 |
| Josh Shipp, UCLA | 2 |
| Charlie Sitton, OSU | 2 |
| Ahmad Starks, OSU | 2 |
| Damon Stoudamire, ARIZ | 2 |
| Joe Wallace, WSU | 2 |
| Luke Walton, ARIZ | 2 |
| C.J. Wilcox, WASH | 2 |
| Pete Williams, ARIZ | 2 |
| Kenya Wilkins, ORE | 2 |
| Nic Wise, ARIZ | 2 |
| Delon Wright, UTAH | 2 |
| Michael Wright, ARIZ | 2 |
| Shaqquan Aaron, USC | 1 |
| Alfred Aboya, UCLA | 1 |
| Faisel Aden, WSU | 1 |
| Arron Afflalo, UCLA | 1 |
| Josh Akognon, WSU | 1 |
| Teo Alibegovic, OSU | 1 |
| Curtis Allen, WASH | 1 |
| Ryan Anderson, ARIZ | 1 |
| Alex Austin, ASU | 1 |
| Jordan Bachynski, ASU | 1 |
| Matt Barnes, UCLA | 1 |
| Jerryd Bayless, ARIZ | 1 |
| Jabari Bird, CAL | 1 |
| Joseph Blair, ARIZ | 1 |
| Curtis Borchart, STAN | 1 |
| Stais Boseman, USC | 1 |
| Jamal Boykin, CAL | 1 |
| Bryan Bracey, ORE | 1 |
| Aaron Brooks, ORE | 1 |
| Anthony Brown, STAN | 1 |
| Carlton Brown, COLO | 1 |
| Dion Brown, WASH | 1 |
| Matthew Bryan-Amaning, WASH | 1 |

| | |
|-------------------------------|---|
| Geno Carlisle, CAL | 1 |
| Jahii Carson, ASU | 1 |
| Joevan Catron, ORE | 1 |
| Rodney Chatman, USC | 1 |
| Josh Childress, STAN | 1 |
| Sam Clancy, USC | 1 |
| Jarron Collins, STAN | 1 |
| Duane Cooper, USC | 1 |
| Ben Davis, ARIZ | 1 |
| Neil Derrick, WSU | 1 |
| Billy Dreher, CAL | 1 |
| Ryan Drew, CAL | 1 |
| Peter Dukes, STAN | 1 |
| Michael Dunigan, ORE | 1 |
| Tyus Edney, UCLA | 1 |
| Donminic Ellison, WSU | 1 |
| Jordan Farmar, UCLA | 1 |
| Desmon Farmer, USC | 1 |
| Jamal Faulkner, ASU | 1 |
| Kenny Fields, UCLA | 1 |
| Jio Fontan, USC | 1 |
| Dwayne Fontana, ASU | 1 |
| Tremaine Fowlkes, CAL | 1 |
| Channing Frye, ARIZ | 1 |
| Mike Gerrity, USC | 1 |
| Taj Gibson, USC | 1 |
| Anthony Goods, STAN | 1 |
| Dan Grunfeld, STAN | 1 |
| David Harbour, STAN | 1 |
| DeVon Hardin, CAL | 1 |
| Chris Harper, ORE | 1 |
| Montel Hatcher, UCLA | 1 |
| Spencer Hawes, WASH | 1 |
| Josh Hawkinson, WSU | 1 |
| Butch Hays, CAL | 1 |
| J.R. Henderson, UCLA | 1 |
| Brian Hendrick, CAL | 1 |
| Eddie Hill, WSU | 1 |
| Lawrence Hill, STAN | 1 |
| Rondae Hollis-Jefferson, ARIZ | 1 |
| Jamelle Horne, ARIZ | 1 |
| Darrin Houston, OSU | 1 |
| Gary Johnson, USC | 1 |
| Brian Jackson, OSU | 1 |
| Kris Johnson, UCLA | 1 |
| Nick Johnson, ARIZ | 1 |
| Bobby Jones, WASH | 1 |
| Frederick Jones, ORE | 1 |
| Keith Jones, STAN | 1 |
| Lamont Jones, ARIZ | 1 |
| Lazerick Jones, UCLA | 1 |
| Maurice Jones, USC | 1 |
| Thomas Kelati, WSU | 1 |
| Eric Knox, OSU | 1 |
| Arthur Lee, STAN | 1 |
| Dwight Lewis, USC | 1 |
| Tom Lewis, USC | 1 |
| Trent Lockett, ASU | 1 |
| Kevon Looney, UCLA | 1 |
| Jordan Loveridge, UTAH | 1 |
| Mark Lyons, ARIZ | 1 |
| Sean Marks, CAL | 1 |
| Jermaine Marshall, ASU | 1 |
| O.J. Mayo, USC | 1 |
| Jelani McCoy, UCLA | 1 |
| Shaquille McKissic, ASU | 1 |
| Craig McMillan, ARIZ | 1 |
| Doug Meekins, WASH | 1 |
| Richard Midgely, CAL | 1 |
| Nigel Miguel, UCLA | 1 |
| Charlie Moore, CAL | 1 |
| Marcus Moore, WSU | 1 |
| Eric Moreland, OSU | 1 |
| Matt Muehlebach, ARIZ | 1 |
| Shabazz Muhammad, UCLA | 1 |
| Charles O'Bannon, UCLA | 1 |
| Gary Payton II, OSU | 1 |

| | |
|--------------------------|---|
| Jeff Pendergraph, ASU | 1 |
| Chad Prewitt, ASU | 1 |
| Tajuan Porter, ORE | 1 |
| Gabe Pruitt, USC | 1 |
| Brian Quinnett, WSU | 1 |
| Ivan Rabb, CAL | 1 |
| Eldridge Recasner, WASH | 1 |
| John Revelli, STAN | 1 |
| Rodrick Rhodes, USC | 1 |
| Philip Ricci, OSU | 1 |
| Luke Ridnour, ORE | 1 |
| André Roberson, COLO | 1 |
| Taylor Rochestie, WSU | 1 |
| Terrence Ross, WASH | 1 |
| Janou Rubin, UCLA | 1 |
| David Sanders, WSU | 1 |
| Chris Sandle, ASU | 1 |
| Brian Scalabrine, USC | 1 |
| Alex Scales, ORE | 1 |
| Roeland Schaftenaar, OSU | 1 |
| Dwayne Scholten, WSU | 1 |
| Tre Simmons, WASH | 1 |
| E.J. Singler, ORE | 1 |
| A.D. Smith, ORE | 1 |
| Eddie Smith, ARIZ | 1 |
| Keith Smith, CAL | 1 |
| Stevin Smith, ASU | 1 |
| Chris Stephens, OSU | 1 |
| Alex Stepheson, USC | 1 |
| Tommy Smith, ASU | 1 |
| Elijah Stewart, USC | 1 |
| Ed Stokes, ARIZ | 1 |
| Awcee Storey, ASU | 1 |
| Antoine Stoudamire, ORE | 1 |
| Amit Tamir, CAL | 1 |
| Deandra Tanner, OSU | 1 |
| Shon Tarver, UCLA | 1 |
| Anthony Taylor, ORE | 1 |
| Bryce Taylor, ORE | 1 |
| Leonard Taylor, CAL | 1 |
| Arthur Thomas, ASU | 1 |
| Jan-Michael Thomas, WSU | 1 |
| Bobby Thompson, ASU | 1 |
| Dijon Thompson, UCLA | 1 |
| Tres Tinkle, OSU | 1 |
| Greg Trapp, ORE | 1 |
| Jeff Trepagnier, USC | 1 |
| Allonzo Trier, ARIZ | 1 |
| Jeremy Veal, ASU | 1 |
| Nikola Vucevic, USC | 1 |
| Earl Watson, UCLA | 1 |
| Donald Watts, WASH | 1 |
| Thomas Welsh, UCLA | 1 |
| Mark West, WASH | 1 |
| Brian Wethers, CAL | 1 |
| Derrick White, COLO | 1 |
| Brian Williams, ARIZ | 1 |
| Orlando Williams, ORE | 1 |
| Maurice Woods, WASH | 1 |
| Trevor Wilson, UCLA | 1 |
| Darius Wright, ORE | 1 |
| Tony Wroten, WASH | 1 |
| Gabe York, ARIZ | 1 |
| Joseph Young, ORE | 1 |
| Nick Young, USC | 1 |
| Tim Young, STAN | 1 |
| George Zidek, UCLA | 1 |

**PLAYERS OF THE WEEK
BREAKDOWN BY CLASS**

| | |
|-----------|-----|
| Senior | 213 |
| Junior | 154 |
| Sophomore | 105 |
| Freshmen | 46 |

All honors selected by Conference coaches, unless noted otherwise.

PLAYER OF THE YEAR

- 1975-76 Ron Lee, G, ORE (Sr., Lexington, Mass.)
- 1976-77 Marques Johnson, F, UCLA (Sr., Los Angeles, Calif.)
- 1977-78 David Greenwood, F, UCLA (Jr., Los Angeles, Calif.)
- 1978-79 David Greenwood, F, UCLA (Sr., Los Angeles, Calif.)
- 1979-80 Don Collins, F, WSU (Sr., Toledo, Ohio)
- 1980-81 Steve Johnson, C, OSU (Sr., San Bernardino, Calif.)
- 1981-82 Lester Conner, G, OSU (Sr., Oakland, Calif.)
- 1982-83 Kenny Fields, F, UCLA (Jr., Los Angeles, Calif.)
- 1983-84 A.C. Green, F, OSU (Jr., Portland, Ore.)
- 1984-85 Wayne Carlander, F, USC (Sr., Huntington Beach, Calif.)
- 1985-86 Chris Welp, C, WASH (Jr., Osnabruck, W.G.)
- 1986-87 Jose Ortiz, C, OSU (Sr., Cayey, P.R.)
- 1987-88 Sean Elliott, F, ARIZ (Jr., Tucson, Ariz.)
- 1988-89 Sean Elliott, F, ARIZ (Sr., Tucson, Ariz.)
- 1989-90 Gary Payton, G, OSU (Sr., Oakland, Calif.)
- 1990-91 Terrell Brandon, G, ORE (Jr., Portland, Ore.)
- 1991-92 Harold Miner, G, USC (Jr., Inglewood, Calif.)
- 1992-93 Chris Mills, F, ARIZ (Sr., Los Angeles, Calif.)
- 1993-94 Jason Kidd, G, CAL (So., Oakland, Calif.)
- 1994-95 Ed O'Bannon, F, UCLA (Sr., Lakewood, Calif.)
- Damon Stoudamire, G, ARIZ (Sr., Portland, Ore.)
- Shareef Abdur-Rahim, F, CAL (Fr., Marietta, Ga.)
- 1995-96 Ed Gray, G, CAL (Sr., Riverside, Calif.)
- 1996-97 Mike Bibby, G, ARIZ (So., Phoenix, Ariz.)
- 1997-98 Jason Terry, G, ARIZ (Sr., Seattle, Wash.)
- 1998-99 Eddie House, G, ASU (Sr., Union City, Calif.)
- 1999-00 Sean Lampley, F, CAL (Sr., Chicago, Ill.)
- 2000-01 Sam Clancy, F, USC (Sr., Fairview, Ohio)
- 2001-02 Luke Ridnour, G, ORE (Jr., Blaine, Wash.)
- 2002-03 Josh Childress, G/F, STAN (Jr., Los Angeles, Calif.)
- 2003-04 Ike Diogu, F/C, ASU (Jr., Garland, Texas)
- 2004-05 Brandon Roy, G, WASH (Sr., Seattle, Wash.)
- 2005-06 Arron Afflalo, G, UCLA (Jr., Compton, Calif.)
- 2006-07 Kevin Love, F, UCLA (Fr., Lake Oswego, Ore.)
- 2007-08 James Harden, G, ASU (So., Los Angeles, Calif.)
- 2008-09 Jerome Randle, G, CAL (Sr., Chicago, Ill.)
- 2009-10 Derrick Williams, F, ARIZ (So., La Mirada, Calif.)
- 2010-11 Jorge Gutierrez, G, CAL (Sr., Chihuahua, Mexico)
- 2011-12 Allen Crabbe, G, CAL (Jr., Los Angeles, Calif.)
- 2012-13 Nick Johnson, G, ARIZ (Jr., Gilbert, Ariz.)
- 2013-14 Joseph Young, G, ORE (Sr., Houston, Texas)
- 2014-15 Jakob Poeltl, F, UTAH (So., Vienna, Austria)
- 2015-16 Dillon Brooks, F, ORE (Jr., Mississauga, Ontario, Canada)

FRESHMAN OF THE YEAR

- 1978-79* Bryan Rison, G, WSU (Jr., Mt. Morris, Mich.)
- 1979-80* Byron Scott, G, ASU (Fr., Inglewood, Calif.)
- 1980-81* John Revelli, C, STAN (Fr., Scarsdale, N.Y.)
- 1981-82* Johnny Rogers, F, STAN (Fr., Westminster, Calif.)
- 1982-83* Dave Butler, F, CAL (Fr., Rancho Palos Verdes, Calif.)
- 1983-84 Chris Welp, C, WASH (Osnabruck, W.G.)
- 1984-85 Leonard Taylor, F, CAL (Lennox, Calif.)
- 1985-86 Sean Elliott, F, ARIZ (Tucson, Ariz.)
- Pooh Richardson, G, UCLA (Philadelphia, Pa.)
- 1986-87 Gary Payton, G, OSU (Oakland, Calif.)
- 1987-88 Mike Hayward, F, WASH (San Rafael, Calif.)
- 1988-89 Don MacLean, F, UCLA (Simi Valley, Calif.)
- 1989-90 Harold Miner, G, USC (Inglewood, Calif.)
- 1990-91 Jamal Faulkner, F, ASU (Middle Village, N.Y.)
- 1991-92 Mark Pope, F, WASH (Bellevue, Wash.)
- 1992-93 Jason Kidd, G, CAL (Oakland, Calif.)
- 1993-94 Brevin Knight, G, STAN (East Orange, N.J.)
- 1994-95 Tremaine Fowlkes, F, CAL (Los Angeles, Calif.)
- 1995-96 Shareef Abdur-Rahim, F, CAL (Marietta, Ga.)
- 1996-97 Mike Bibby, G, ARIZ (Phoenix, Ariz.)
- 1997-98 Baron Davis, G, UCLA (Los Angeles, Calif.)
- 1998-99 Michael Wright, F, ARIZ (Chicago, Ill.)
- 1999-00 Casey Jacobsen, F, STAN (Glendora, Calif.)
- Jason Kaponon, F, UCLA (Lakewood, Calif.)
- 2000-01 Luke Ridnour, G, ORE (Blaine, Wash.)
- 2001-02 Salim Stoudamire, G, ARIZ (Portland, Ore.)
- 2002-03 Ike Diogu, F, ASU (Garland, Texas)
- 2003-04 Leon Powe, F, CAL (Oakland, Calif.)
- 2004-05 Jordan Farmar, G, UCLA (Van Nuys, Calif.)
- 2005-06 Luc Richard Mbah a Moute, F, UCLA (Yaounde, Cameroon)
- 2006-07 Chase Budinger, F, ARIZ (Encinitas, Calif.)
- 2007-08 Kevin Love, F, UCLA (Lake Oswego, Ore.)
- 2008-09 Isaiah Thomas, G, WASH (Tacoma, Wash.)
- 2009-10 Derrick Williams, F, ARIZ (La Mirada, Calif.)
- 2011-11 Allen Crabbe, G, CAL (Los Angeles, Calif.)
- 2011-12 Tony Wroten, G, WASH (Seattle, Wash.)
- 2012-13 Jahii Carson, G, ASU (Mesa, Ariz.)
- Shabazz Muhammad, G, UCLA (Las Vegas, Nev.)
- 2013-14 Aaron Gordon, F, ARIZ (San Jose, Calif.)
- 2014-15 Stanley Johnson, F, ARIZ (Fullerton, Calif.)
- 2015-16 Jaylen Brown, F, CAL (Marietta, Ga.)
- 2016-17 Lonzo Ball, G, UCLA (Chino Hills, Calif.)

* - Rookie of the Year (included transfers)

All honors selected by Conference coaches, unless noted otherwise.

**JOHN R. WOODEN
COACH OF THE YEAR**

| | |
|---------|--|
| 1975-76 | Dick DiBiasi, STAN George Raveling, WSU |
| 1976-77 | Dick Harter, ORE |
| 1977-78 | Gary Cunningham, UCLA |
| 1978-79 | Bob Boyd, USC |
| 1979-80 | Ned Wulk, ASU |
| 1980-81 | Ralph Miller, OSU |
| 1981-82 | Marv Harshman, WASH |
| 1982-83 | George Raveling, WSU |
| 1983-84 | Marv Harshman, WASH |
| 1984-85 | Stan Morrison, USC |
| 1985-86 | Lute Olson, ARIZ |
| 1986-87 | Walt Hazzard, UCLA |
| 1987-88 | Lute Olson, ARIZ |
| 1988-89 | Lute Olson, ARIZ Ralph Miller, OSU |
| 1989-90 | Jim Anderson, OSU |
| 1990-91 | Kelvin Sampson, WSU |
| 1991-92 | George Raveling, USC |
| 1992-93 | Lute Olson, ARIZ |
| 1993-94 | Lute Olson, ARIZ |
| 1994-95 | Jim Harrick, UCLA |
| 1995-96 | Bob Bender, WASH |
| 1996-97 | Ben Braun, CAL |
| 1997-98 | Lute Olson, ARIZ |
| 1998-99 | Mike Montgomery, STAN |
| 1999-00 | Mike Montgomery, STAN |
| 2000-01 | Steve Lavin, UCLA |
| 2001-02 | Ernie Kent, ORE |
| 2002-03 | Mike Montgomery, STAN Lute Olson, ARIZ |
| 2003-04 | Mike Montgomery, STAN |
| 2004-05 | Lorenzo Romar, WASH |
| 2005-06 | Ben Howland, UCLA |
| 2006-07 | Tony Bennett, WSU |
| 2007-08 | Trent Johnson, STAN |
| 2008-09 | Lorenzo Romar, WASH |
| 2009-10 | Herb Sendek, ASU |
| 2010-11 | Sean Miller, ARIZ |
| 2011-12 | Lorenzo Romar, WASH |
| 2012-13 | Dana Altman, ORE |
| 2013-14 | Sean Miller, ARIZ |
| 2014-15 | Dana Altman, ORE |
| 2015-16 | Dana Altman, ORE |
| 2016-17 | Sean Miller, ARIZ |

DEFENSIVE PLAYER OF THE YEAR

| | |
|---------|--|
| 1983-84 | Butch Hays, CAL (Sr., Inglewood, Calif.) |
| 1984-85 | Nigel Miguel, UCLA (Sr., Pacoima, Calif.) |
| 1985-86 | Keith Morrison, WSU (Sr., Los Angeles, Calif.) |
| 1986-87 | Gary Payton, OSU (Fr., Oakland, Calif.) |
| 2007-08 | Russell Westbrook, UCLA (So., Hawthorne, Calif.) |
| 2008-09 | Taj Gibson, USC (Jr., Brooklyn, N.Y.) |
| 2009-10 | Seth Tarver, OSU (Sr., Portland, Ore.) |
| 2010-11 | Marcus Simmons, USC (Sr., Alexandria, La.) |
| 2011-12 | Jorge Gutierrez, CAL (Sr., Chihuahua, Mexico) |
| 2012-13 | André Roberson, COLO (Sr., San Antonio, Texas) |
| 2013-14 | Jordan Bachynski, ASU (Sr., Calgary, Canada) |
| 2014-15 | Gary Payton II, OSU (Jr., Las Vegas, Nev.) |
| 2015-16 | Gary Payton II, OSU (Sr., Las Vegas, Nev.) |
| 2016-17 | Jordan Bell, ORE (Jr., Long Beach, Calif.) |

MOST IMPROVED PLAYER OF THE YEAR

| | |
|---------|--|
| 2008-09 | Justin Dentmon, WASH (Sr., Carbondale, Ill.) |
| 2009-10 | Nikola Vucevic, USC (So., Bar, Montenegro) |
| 2010-11 | Matthew Bryan-Amaning, WASH (Sr., London, England) |
| 2011-12 | Brock Motum, WSU (Jr., Brisbane, Australia) |
| 2012-13 | Dwight Powell, STAN (Jr., Toronto, Ontario) |
| 2013-14 | Anthony Brown, STAN (Jr., Fountain Valley, Calif.) |
| 2014-15 | Josh Hawkinson, WSU (So., Shoreline, Wash.) |
| 2015-16 | George King, COLO (Jr., San Antonio, Texas) |
| 2016-17 | Chimezie Metu, USC (So., Lawndale, Calif.) |

SCHOLAR-ATHLETE OF THE YEAR

| | |
|---------|-----------------------|
| 2007-08 | Robbie Cowgill, WSU |
| 2008-09 | Taylor Rochestie, WSU |
| 2009-10 | Landry Fields, STAN |
| 2010-11 | Rihards Kuksiks, ASU |
| 2011-12 | Harper Kamp, CAL |
| 2012-13 | Carrick Felix, ASU |
| 2013-14 | Dwight Powell, STAN |
| 2014-15 | Chasson Randle, STAN |
| 2015-16 | Brandon Taylor, UTAH |
| 2016-17 | Josh Hawkinson, WSU |

DISCONTINUED AWARDS

SIXTH MAN OF THE YEAR

| | |
|---------|---|
| 1983-84 | Mike Wurm, WSU (Sr., St. Louis, Mo.) |
| 1984-85 | Glenn Smith, USC (Sr., Gardena, Calif.) |
| 1985-86 | Al Moscatel, WASH (Jr., Mercer Island, Wash.) |
| 1986-87 | Montel Hatcher, UCLA (Sr., Venice, Calif.) |

CONSENSUS ALL-AMERICANS

(First team unless indicated)

| | |
|---------|--------------------------------|
| 1915-16 | Dick Romney, UTAH |
| 1928-29 | Vern Corbin, CAL |
| 1932-33 | Jerry Nemer, USC |
| 1934-35 | Lee Guttero, USC |
| 1935-36 | Bill Kinner, UTAH |
| | Angelo Luisetti, STAN |
| 1936-37 | Angelo Luisetti, STAN |
| 1937-38 | Angelo Luisetti, STAN |
| 1938-39 | Urgel Wintermute, ORE |
| 1939-40 | Ralph Vaughn, USC |
| | John Dick, ORE |
| | Jack Harvey, COLO (2nd) |
| 1941-42 | Robert Doll, COLO (2nd) |
| 1943-44 | Arnie Ferrin, UTAH (2nd) |
| 1944-45 | Arnie Ferrin, UTAH |
| 1946-47 | Arnie Ferrin, UTAH (2nd) |
| | Vern Gardner, UTAH (2nd) |
| 1947-48 | Arnie Ferrin, UTAH (2nd) |
| | Jack Nichols, WASH (2nd) |
| | Andy Wolfe, CAL (2nd) |
| 1949-50 | Bill Sharman, USC |
| 1951-52 | Bob Houbregs, WASH (2nd) |
| 1952-53 | Bob Houbregs, WASH |
| 1955-56 | Willie Naulls, UCLA (2nd) |
| 1957-58 | Dave Gambee, OSU (2nd) |
| 1959-60 | Darrall Imhoff, CAL |
| 1960-61 | Billy McGill, UTAH (2nd) |
| 1961-62 | Billy McGill, UTAH |
| | John Rudometkin, USC (2nd) |
| 1963-64 | Walt Hazzard, UCLA |
| | Mel Counts, OSU (2nd) |
| 1964-65 | Gail Goodrich, UCLA |
| 1966-67 | Lew Alcindor, UCLA |
| 1967-68 | Lew Alcindor, UCLA |
| 1968-69 | Lew Alcindor, UCLA |
| | Lucius Allen, UCLA (2nd) |
| 1969-70 | Sidney Wicks, UCLA (2nd) |
| 1970-71 | Sidney Wicks, UCLA |
| | Curtis Rowe, UCLA (2nd) |
| 1971-72 | Bill Walton, UCLA |
| | Henry Bibby, UCLA |
| 1972-73 | Bill Walton, UCLA |
| | Keith Wilkes, UCLA |
| 1973-74 | Keith Wilkes, UCLA |
| | Bill Walton, UCLA |
| 1974-75 | Luther Burden, UTAH (2nd) |
| | Dave Meyers, UCLA |
| | Gus Williams, USC (2nd) |
| | Ron Lee, ORE (2nd) |
| 1975-76 | Richard Washington, UCLA |
| 1976-77 | Marques Johnson, UCLA |
| | Greg Ballard, ORE (2nd) |
| 1977-78 | David Greenwood, UCLA |
| 1978-79 | David Greenwood, UCLA |
| 1980-81 | Steve Johnson, OSU |
| 1987-88 | Sean Elliott, ARIZ |
| 1988-89 | Sean Elliott, ARIZ |
| | Todd Lichti, STAN (2nd) |
| 1989-90 | Gary Payton, OSU |
| 1991-92 | Harold Miner, USC |
| | Adam Keefe, STAN (2nd) |
| | Don MacLean, UCLA (2nd) |
| 1992-93 | Chris Mills, ARIZ (3rd) |
| 1993-94 | Jason Kidd, CAL |
| | Khalid Reeves, ARIZ (2nd) |
| | Lamond Murray, CAL (3rd) |
| 1994-95 | Damon Stoudamire, ARIZ |
| | Ed O'Bannon, UCLA |
| 1995-96 | Shareef Abdur-Rahim, CAL (3rd) |
| | Keith Van Horn, UTAH (2nd) |
| 1996-97 | Chauncey Billups, COLO (2nd) |
| | Brevin Knight, STAN (2nd) |
| | Keith Van Horn, UTAH |

| | |
|---------|------------------------------|
| 1997-98 | Mike Bibby, ARIZ |
| | Miles Simon, ARIZ |
| 1998-99 | Andre Miller, UTAH |
| | Jason Terry, ARIZ |
| 2000-01 | Casey Jacobsen, STAN |
| 2001-02 | Sam Clancy, USC |
| 2002-03 | Jason Gardner, ARIZ (2nd) |
| 2003-04 | Josh Childress, STAN |
| 2004-05 | Andrew Bogut, UTAH |
| | Ike Diogu, ASU (2nd) |
| | Salim Stoudamire, ARIZ (2nd) |
| | Nate Robinson, WASH (3rd) |
| 2005-06 | Brandon Roy, WASH |
| | Leon Powe, CAL (2nd) |
| 2006-07 | Arron Afflalo, UCLA |
| 2007-08 | Kevin Love, UCLA |
| 2008-09 | James Harden, ASU |
| 2010-11 | Derrick Williams, ARIZ (2nd) |
| 2013-14 | Nick Johnson, ARIZ |
| 2015-16 | Jakob Poeltl, UTAH (2nd) |
| 2016-17 | Lonzo Ball, UCLA |
| | Dillon Brooks, ORE (2nd) |

NATIONAL PLAYER OF THE YEAR

| | |
|---------|--|
| 1952-53 | Bob Houbregs, WASH |
| 1963-64 | Walt Hazzard, UCLA (USBWA) |
| 1966-67 | Lew Alcindor, UCLA (UPI, AP, USBWA) |
| 1968-69 | Lew Alcindor, UCLA (UPI, AP, USBWA, NA) |
| 1970-71 | Sidney Wicks, UCLA (USBWA) |
| 1971-72 | Bill Walton, UCLA (UPI, AP, USBWA, NA) |
| 1972-73 | Bill Walton, UCLA (UPI, AP, USBWA, NA) |
| 1973-74 | Bill Walton, UCLA (UPI, AP, USBWA, NA) |
| 1976-77 | Marques Johnson, UCLA (UPI, AP, USBWA, WA, NA, NABC) |
| 1988-89 | Sean Elliott, ARIZ (AP, WA, NABC) |
| 1989-90 | Gary Payton, OSU (SI) |
| 1991-92 | Harold Miner, USC (SI) |
| 1992-93 | *Jason Kidd, CAL (USBWA) |
| 1994-95 | Ed O'Bannon, UCLA (BT, WA, USBWA) |
| | Tyus Edney, UCLA (FPN) |
| 1995-96 | *Shareef Abdur-Rahim, CAL (BT) |
| 1996-97 | *Mike Bibby, ARIZ (BW) |
| 1998-99 | Jason Terry, ARIZ (SI, BT, CBS/Chevrolet) |
| 1999-00 | *Jason Gardner, ARIZ (BT, BN, USBWA) |
| | *Casey Jacobsen, STAN (TSN) |
| | *Jason Kapon, UCLA (CBS SportsLine) |
| 2002-03 | Jason Gardner, ARIZ (FPN) |
| 2004-05 | Andrew Bogut, UTAH (WA, NA, AP, USBWA, NABC) |
| 2016-17 | *Lonzo Ball, UCLA (CBS, TSN, USBWA, NABC) |
| | *National Freshman of the Year |

NATIONAL COACH OF THE YEAR

| | |
|---------|--|
| 1959-60 | Pete Newell, CAL (UPI, USBWA) |
| 1963-64 | John Wooden, UCLA (UPI, USBWA) |
| 1966-67 | John Wooden, UCLA (UPI, AP, USBWA) |
| 1968-69 | John Wooden, UCLA (UPI, AP, NABC) |
| 1969-70 | John Wooden, UCLA (UPI, AP, USBWA, NABC) |
| 1971-72 | John Wooden, UCLA (UPI, AP, USBWA, NABC) |
| 1972-73 | John Wooden, UCLA (UPI, AP, USBWA) |
| 1980-81 | Ralph Miller, OSU (UPI, AP, USBWA) |
| 1981-82 | Ralph Miller, OSU (AP) |
| 1983-84 | Marv Harshman, WASH (NABC) |
| 1990-91 | Rick Majerus, UTAH (UPI) |
| 1991-92 | George Raveling, USC (NABC, CBS, BW) |
| 1994-95 | Jim Harrick, UCLA (NABC) |
| 1999-00 | Mike Montgomery, STAN (BT, NA) |
| 2000-01 | Lute Olson, ARIZ (Clair Bee) |
| 2003-04 | Mike Montgomery, STAN (BT, SI) |
| 2006-07 | Tony Bennett, WSU (USBWA, NABC, BT, CBS, NA, JP) |

NCAA TOURNAMENT**OUTSTANDING PLAYER AWARD**

| | |
|---------|--------------------------|
| 1941-42 | Howard Dallmar, STAN |
| 1963-64 | Walt Hazzard, UCLA |
| 1966-67 | Lew Alcindor, UCLA |
| 1967-68 | Lew Alcindor, UCLA |
| 1968-69 | Lew Alcindor, UCLA |
| 1969-70 | Sidney Wicks, UCLA |
| 1971-72 | Bill Walton, UCLA |
| 1972-73 | Bill Walton, UCLA |
| 1974-75 | Richard Washington, UCLA |
| 1994-95 | Ed O'Bannon, UCLA |
| 1996-97 | Miles Simon, ARIZ |

NCAA FINAL FOUR ALL-TOURNAMENT TEAM

| | |
|---------|---|
| 1952-53 | Bob Houbregs, WASH |
| 1953-54 | Roy Irvin, USC |
| 1958-59 | Darrall Imhoff, CAL Denny Fitzpatrick, CAL |
| 1959-60 | Darrall Imhoff, CAL |
| 1963-64 | Walt Hazzard, UCLA Gail Goodrich, UCLA |
| 1964-65 | Gail Goodrich, UCLA Edgar Lacey, UCLA Kenny Washington, UCLA |
| 1966-67 | Lew Alcindor, UCLA Mike Warren, UCLA Lucius Allen, UCLA |
| 1967-68 | Lew Alcindor, UCLA Mike Warren, UCLA Lucius Allen, UCLA Lynn Shackelford, UCLA |
| 1968-69 | Lew Alcindor, UCLA John Vallely, UCLA |
| 1969-70 | Sidney Wicks, UCLA John Vallely, UCLA Curtis Rowe, UCLA |
| 1970-71 | Steve Patterson, UCLA Sidney Wicks, UCLA |
| 1971-72 | Bill Walton, UCLA Keith Wilkes, UCLA |
| 1972-73 | Bill Walton, UCLA |
| 1973-74 | Bill Walton, UCLA |
| 1974-75 | Richard Washington, UCLA Dave Meyers, UCLA |
| 1975-76 | Marques Johnson, UCLA |
| 1979-80 | Kiki Vandeweghe, UCLA Rod Foster, UCLA |
| 1987-88 | Sean Elliott, ARIZ |
| 1994-95 | Ed O'Bannon, UCLA Toby Bailey, UCLA |
| 1996-97 | Mike Bibby, ARIZ Miles Simon, ARIZ |
| 1997-98 | Arthur Lee, STAN |
| 2000-01 | Richard Jefferson, ARIZ Loren Woods, ARIZ |
| 2005-06 | Jordan Farmar, UCLA |

NATIONAL INVITATIONAL TOURNAMENT**MOST OUTSTANDING PLAYER**

| | |
|---------|----------------------|
| 1974-75 | Ron Lee, ORE |
| 1984-85 | Reggie Miller, UCLA |
| 1990-91 | Adam Keefe, STAN |
| 1998-99 | Sean Lampley, CAL |
| 2011-12 | Aaron Bright, STAN |
| 2014-15 | Chasson Randle, STAN |

COLLEGIATE BASKETBALL INVITATIONAL**MOST OUTSTANDING PLAYER**

| | |
|---------|--------------------------|
| 2008-09 | Roeland Schaftenaar, OSU |
| 2010-11 | Joevan Catron, ORE |

NAISMITH MEMORIAL BASKETBALL**HALL OF FAME MEMBERS**

| |
|--|
| Kareem Abdul-Jabbar, player, UCLA |
| Don Barksdale, player, UCLA |
| Sam Barry, coach, USC |
| Larry Brown, coach, UCLA |
| John Bunn, coach, STAN |
| Everett Dean, coach, STAN |
| Laddie Gale, player, ORE |
| Jack Gardner, player/coach, USC/UTAH |
| Slats Gill, player and coach, OSU |
| Gail Goodrich, player, UCLA |
| Marv Harshman, coach, WASH and WSU |
| Howard Hobson, player and coach, ORE |
| Bob Houbregs, player, WASH |
| Lloyd Leith, official, CAL |
| Hank Luisetti, player, STAN |
| Ralph Miller, coach, OSU |
| Reggie Miller, player, UCLA |
| Pete Newell, coach, CAL |
| Lute Olson, coach, ARIZ |
| Gary Payton, player, OSU |
| Jim Pollard, player, STAN |
| George Raveling, coach, WSU and USC (elected as contributor) |
| Bill Sharman, player, USC |
| Bill Walton, player, UCLA |
| Jamaal Wilkes, player, UCLA |
| Tex Winter, coach, WASH |
| John Wooden, coach, UCLA |

NAISMITH AWARD**OUTSTANDING CONTRIBUTION
TO MEN'S COLLEGE BASKETBALL**

| | |
|------|-------------------|
| 1983 | John Wooden, UCLA |
| 1987 | Pete Newell, CAL |
| 2001 | Tex Winter, WASH |
| 2013 | Lute Olson, ARIZ |

Legend

| | |
|----------|--|
| AP | Associated Press |
| BA | Basketball America |
| BN | Basketball News |
| BT | Basketball Times |
| BW | Basketball Weekly |
| CBS/Chev | CBS/Chevrolet |
| FPN | Frances Pomeroy Naismith |
| JP | Jim Phelan Award |
| NA | Naismith Award |
| NABC | National Association of Basketball Coaches |
| SI | Sports Illustrated |
| TSN | The Sporting News |
| UPI | United Press International |
| USBWA | United States Basketball Writers Association |
| WA | Wooden Award |

Draft began in 1947. 1st Round picks only listed from 1967-78 (order prior to 1967 unavailable). All picks listed since 1979. Number in parenthesis after year is rounds of Draft.

1967 (20)

1st (none)

1968 (21)

1st 11. Bill Hewitt (USC), Los Angeles

1969 (20)

1st 1. Lew Alcindor (UCLA), Milwaukee
3. Lucius Allen (UCLA), Seattle

1970 (19)

1st 14. John Vallely (UCLA), Atlanta
16. Gary Freeman (OSU), Milwaukee

1971 (19)

1st 2. Sidney Wicks (UCLA), Portland
7. Cliff Meely (COLO), San Diego
9. Stan Love (ORE), Baltimore
11. Curtis Rowe (UCLA), Detroit
(Phil Chenier (CAL), Baltimore
1st round of hardship draft)

1972 (10)

1st 5. Fred Boyd (OSU), Phoenix
10. Paul Westphal (USC), Boston

1973 (21)

1st 16. Swen Nater (UCLA), Milwaukee

1974 (10)

1st 1. Bill Walton (UCLA), Portland
6. Scott Wedman (COLO), KC-Omaha
10. Mike Sojourner (UTAH), Atlanta
11. Keith Wilkes (UCLA), Golden State

1975 (10)

1st 2. David Meyers (UCLA), Los Angeles
5. Lionel Hollins (ASU), Portland
7. Rich Kelley (STAN), New Orleans
15. John Lambert (USC), Cleveland

1976 (10)

1st 3. Richard Washington (UCLA), Kansas City
10. Ron Lee (ORE), Phoenix

1977 (Eight)

1st 3. Marques Johnson (UCLA), Milwaukee
4. Greg Ballard (ORE), Washington

1978 (10)

1st 22. Ray Townsend (UCLA), Golden State

1979 (10)

1st 2. Dave Greenwood (UCLA), Chicago
9. Larry Demic (ARIZ), New York
10. Roy Hamilton (UCLA), Detroit
11. Cliff Robinson (USC), New Jersey
14. Brad Holland (UCLA), Los Angeles
2nd 32. Tony Zeno (ASU), Indiana
4th 67. Greg Deane (UTAH), Utah
73. James Donaldson (WSU), Seattle
5th 89. Perry Wolfe (STAN), Utah
6th 114. Steve Smith (USC), Chicago
123. Dan Hartshorne (ORE), Philadelphia
9th 175. Gene Ransom (CAL), Golden State
180. Coby Leavitt (UTAH), Philadelphia
181. Emmett Lewis (COLO), Denver
10th 190. Marvin Thomas (UCLA), Chicago
195. Kelvin Small (ORE), Portland

1980 (10)

1st 11. Kiki Vandeweghe (UCLA), Dallas
18. Don Collins (WSU), Atlanta
2nd 42. Kimberly Belton (STAN), Phoenix
3rd 47. Kurt Nimphius (ASU), Denver
50. James Wilkes (UCLA), Chicago
53. Stuart House (WSU), Cleveland
65. Doug True (CAL), Phoenix
5th 95. Don Carfino (USC), Golden State
103. Darrell Allums (UCLA), Dallas
6th 134. Coby Leavitt (UTAH), Phoenix
7th 141. Lorenzo Romar (WASH), Golden State
148. Greg Sims (UCLA), Portland
152. Joe Nehls (ARIZ), Houston

1981 (10)

1st 7. Steve Johnson (OSU), Kansas City
5. Danny Vranes (UTAH), Seattle
8. Tom Chambers (UTAH), San Diego
21. Alton Lister (ASU), Milwaukee
2nd 33. Sam Williams (ASU), Golden State
36. Ray Blume (OSU), Indiana
3rd 53. Mark Radford (OSU), Seattle
60. Purvis Miller (USC), Indiana
61. Petur Gudmundsson (WASH), Portland
4th 79. Ron Davis (ARIZ), Washington
5th 96. Joe Cooper (COLO), New Jersey
97. Mike Clark (ORE), Utah
99. Andra Griffin (WASH), Seattle
108. Johnny Nash (ASU), Chicago
6th 116. Karl Bankowski (UTAH), Dallas
129. Robert Fronk (WASH), Indiana
134. Kevin Singleton (CAL), Los Angeles
146. JoJo Hunter (COLO), Milwaukee
7th 148. Roby Dosty (ARIZ), Golden State
9th 212. Brian Johnson (COLO), Phoenix
10th 206. Vic Sison (UCLA), New Jersey
213. Barry Brooks (USC), Golden State
216. Kenny Easley (UCLA), Chicago
220. Felton Sealey (ORE), Phoenix

1982 (10)

1st 11. Lafayette Lever (ASU), Portland
14. Lester Conner (OSU), Golden State
22. Mark McNamara (CAL), Philadelphia
2nd 41. Dwight Anderson (USC), Houston
3rd 52. Dan Caldwell (WASH), New York
65. John Greig (ORE), Seattle
4th 72. Mark Eaton (UCLA), Utah
74. Mike Sanders (UCLA), Kansas City
7th 151. Tony Anderson (UCLA), New Jersey
159. Maurice Williams (USC), Los Angeles
8th 173. Jacques Tuz (COLO), San Diego
180. Steve Burks (WASH), Seattle
9th 199. Ken Lyles (WASH), Denver
200. Dean Sears (UCLA), Denver

1983 (10)

1st 4. Byron Scott (ASU), San Diego
2nd 28. Rod Foster (UCLA), Phoenix
34. Guy Williams (WSU), Washington
43. Pace Mannion (UTAH), Golden State
45. Paul Williams (ASU), Phoenix
3rd 48. Craig Ehlo (WSU), Houston
53. Michael Holton (UCLA), Golden State
57. Darren Daye (UCLA), Washington
60. Steve Harriel (WSU), Kansas City
5th 109. Brad Watson (WASH), Seattle
7th 143. Dan Evans (OSU), San Diego
144. Jacque Hill (USC), Chicago
145. Peter Williams (UTAH), Golden State
147. Rob Gonzalez (COLO), Detroit
8th 177. Frank Smith (ARIZ), Portland
10th 219. Aaron Haskins (WSU), Kansas City

1984 (10)

1st 13. Jay Humphries (COLO), Phoenix
21. Kenny Fields (UCLA), Milwaukee
2nd 29. Stuart Gray (UCLA), Indiana
38. Charles Sitton (OSU), Dallas
4th 71. Ralph Jackson (UCLA), Indiana
92. John Revelli (STAN), LA Lakers
6th 138. Keith Jones (STAN), LA Lakers
7th 141. Butch Hays (CAL), Chicago
144. David Brantley (ORE), Clippers
146. Michael Pitts (CAL), San Antonio
152. Gary Gatewood (ORE), Seattle
8th 177. Chris Winans (UTAH), New Jersey

1985 (Seven)

1st 8. Detlef Schrempf (WASH), Dallas
15. Blair Rasmussen (ORE), Denver
23. A.C. Green (OSU), LA Lakers
3rd 49. Brad Wright (UCLA), Golden State
62. Nigel Miguel (UCLA), New Jersey
4th 74. Jim Deines (ASU), LA Clippers
75. Alex Stivrins (COLO), Seattle
89. Pete Williams (ARIZ), Denver
5th 99. Wayne Carlander (USC), Sacramento
106. Clayton Olivier (USC), San Antonio
6th 128. Chris Harper (ORE), San Antonio
7th 143. Gary Maloncon (UCLA), LA Clippers

1986 (Seven)

5th 103. Keith Morrison (WSU), Sacramento
104. Paul Fortier (WASH), Washington
106. Jerry Adams (ORE), Portland
7th 141. Steve Woodside (OSU), Indiana

1987 (Seven)

1st 7. Kevin Johnson (CAL), Cleveland
11. Reggie Miller (UCLA), Indiana
15. Jose Ortiz (OSU), Utah
16. Christian Welp (WASH), Philadelphia
2nd 37. Derrick Dowell (USC), Washington
3rd 51. Sven Meyer (ORE), Sacramento
4th 76. Steve Beck (ASU), Phoenix
79. Jack Haley (UCLA), Chicago
5th 114. Dave Butler (CAL), Boston
6th 128. Dwayne Scholten (WSU), Washington
7th 149. Montel Hatcher (UCLA), Indiana

1988 (Three)

2nd 34. Tom Tolbert (ARIZ), Charlotte
37. Greg Butler (STAN), New York
44. Anthony Taylor (ORE), Atlanta
50. Steve Kerr (ARIZ), Phoenix

1989 (Two)

1st 3. Sean Elliott (ARIZ), San Antonio
10. Pooh Richardson (UCLA), Minnesota
15. Todd Lichti (STAN), Denver
24. Anthony Cook (ARIZ), Phoenix
2nd 50. Brian Quinnett (WSU), New York

1990 (Two)

1st 2. Gary Payton (OSU), Seattle
2nd 36. Trevor Wilson (UCLA), Atlanta
38. Jud Buechler (ARIZ), Seattle

1991 (Two)

1st 10. Brian Williams (ARIZ), Orlando
11. Terrell Brandon (ORE), Cleveland
25. Shaun Vandiver (COLO), Golden State
2nd 48. Isaac Austin (ASU), Utah

1992 (Two)

1st 10. Adam Keefe (STAN), Atlanta
12. Harold Miner (USC), Miami
18. Tracy Murray (UCLA), San Antonio
19. Don MacLean (UCLA), Detroit
2nd 30. Sean Rooks (ARIZ), Dallas
36. Duane Cooper (USC), LA Lakers

1993 (Two)

- 1st 14. Scott Haskin (OSU), Indiana
22. Chris Mills (ARIZ), Cleveland
- 2nd 35. Ed Stokes (ARIZ), Miami
40. Rich Manning (WASH), Atlanta
43. Josh Grant (UTAH), Denver
46. Richard Petruska (UCLA), Houston
54. Byron Wilson (UTAH), Phoenix

1994 (Two)

- 1st 2. Jason Kidd (CAL), Dallas
7. Lamond Murray (CAL), LA Clippers
12. Khalid Reeves (ARIZ), Miami

1995 (Two)

- 1st 7. Damon Stoudamire (ARIZ), Toronto
9. Ed O'Bannon (UCLA), New Jersey
15. Brent Barry (OSU), Denver
22. George Zidek (UCLA), Charlotte
27. Mario Bennett (ASU), Phoenix
- 2nd 42. Donnie Boyce (COLO), Atlanta
47. Tyus Edney (UCLA), Sacramento

1996 (Two)

- 1st 3. Shareef Abdur-Rahim (CAL), Vancouver
- 2nd 31. Mark Hedrickson (WSU), Philadelphia
35. Joesph Blair (ARIZ), Seattle
43. Ben Davis (ARIZ), Phoenix
47. Ron Riley (ASU), Seattle
56. Reggie Geary (ARIZ), Cleveland

1997 (Two)

- 1st 2. Keith Van Horn (UTAH), Philadelphia
3. Chauncey Billups (COLO), Boston
16. Brevin Knight (STAN), Cleveland
22. Ed Gray (CAL), Atlanta
24. Rodrick Rhodes (USC), Houston
- 2nd 21. Mark Sanford (WASH), Miami
32. Charles O'Bannon (UCLA), Detroit

1998 (Two)

- 1st 2. Mike Bibby (ARIZ), Vancouver
12. Michael Doleac (UTAH), Orlando
14. Michael Dickerson (ARIZ), Houston
28. Corey Benjamin (OSU), Chicago
- 2nd 33. Jelani McCoy (UCLA), Seattle
42. Miles Simon (ARIZ), Orlando
44. Sean Marks (CAL), New York
45. Toby Bailey (UCLA), LA Lakers
56. J.R. Henderson (UCLA), Vancouver

1999 (Two)

- 1st 3. Baron Davis (UCLA), Charlotte
8. Andre Miller (UTAH), Cleveland
10. Jason Terry (ARIZ), Atlanta
- 2nd 39. A.J. Bramlett (ARIZ), Cleveland
41. Francisco Elson (CAL), Denver
47. Todd MacCulloch (WASH), Philadelphia
56. Tim Young (STAN), Golden State

2000 (Two)

- 1st 11. Jerome Moiso (UCLA), Boston
29. Mark Madsen (STAN), LA Lakers
- 2nd 37. Eddie House (ASU), Miami
40. Hanno Mottola (UTAH), Atlanta
56. Jaquay Walls (COLO), Indiana

2001 (Two)

- 1st 13. Richard Jefferson (ARIZ), Houston
18. Jason Collins (STAN), Houston

- 2nd 31. Gilbert Arenas (ARIZ), Golden State
35. Brian Scalabrine (USC), New Jersey
36. Jeff Trepagnier (USC), Cleveland
39. Michael Wright (ARIZ), New York
40. Earl Watson (UCLA), Seattle
45. Sean Lampley (CAL), Chicago
46. Loren Woods (ARIZ), Minnesota
53. Jarron Collins (STAN), Utah
58. Bryan Bracey (ORE), San Antonio

2002 (Two)

- 1st 14. Frederick Jones (ORE), Indiana
18. Curtis Borchardt (STAN), Utah
22. Casey Jacobsen (STAN), Phoenix
- 2nd 34. Dan Gadzuric (UCLA), Milwaukee
45. Sam Clancy (USC), Philadelphia
46. Matt Barnes (UCLA), Cleveland
47. Jamaal Sampson (CAL), Milwaukee

2003 (Two)

- 1st 14. Luke Ridnour (ORE), Seattle
- 2nd 31. Jason Kapono (UCLA), Cleveland
32. Luke Walton (ARIZ), LA Lakers
53. Tommy Smith (ASU), Chicago

2004 (Two)

- 1st 6. Josh Childress (STAN), Atlanta
9. Andre Iguodala (ARIZ), Philadelphia
10. Luke Jackson (ORE), Cleveland
29. David Harrison (COLO), Indiana
- 2nd 43. Trevor Ariza (UCLA), New York

2005 (Two)

- 1st 1. Andrew Bogut (UTAH), Milwaukee
8. Channing Frye (ARIZ), New York
9. Ike Diogu (ASU), Golden State
21. Nate Robinson (WASH), Phoenix
- 2nd 31. Salim Stoudamire (ARIZ), Atlanta
54. Dijon Thompson (UCLA), New York

2006 (Two)

- 1st 6. Brandon Roy (WASH), Minnesota
26. Jordan Farmar (UCLA), LA Lakers
- 2nd 37. Bobby Jones (WASH), Minnesota
49. Leon Powe (CAL), Denver
50. Ryan Hollins (UCLA), Charlotte
54. Hassan Adams (ARIZ), New Jersey

2007 (Two)

- 1st 10. Spencer Hawes (WASH), Sacramento
16. Nick Young (USC), Washington
26. Aaron Brooks (ORE), Houston
27. Arron Affalo (UCLA), Detroit
- 2nd 32. Gabe Pruitt (USC), Boston
33. Marcus Williams (ARIZ), San Antonio

2008 (Two)

- 1st 3. O.J. Mayo (USC), Chicago
4. Russell Westbrook (UCLA), Seattle
5. Kevin Love (UCLA), Houston
10. Brook Lopez (STAN), New Jersey
11. Jerryd Bayless (ARIZ), Indiana
15. Robin Lopez (STAN), Phoenix
21. Ryan Anderson (CAL), New Jersey
- 2nd 37. Luc Richard Mbah a Moute (UCLA), Milwaukee
38. Kyle Weaver (WSU), Charlotte
48. Malik Hairston (ORE), Phoenix
50. DeVon Hardin (CAL), Seattle
54. Maarty Leunen (ORE), Houston

2009 (Two)

- 1st 3. James Harden (ASU), Oklahoma City
8. Jordan Hill (ARIZ), New York
9. DeMar DeRozan (USC), Toronto
17. Jrue Holiday (UCLA), Philadelphia
21. Darren Collison (UCLA), New Orleans
26. Taj Gibson (USC), Chicago

- 2nd 31. Jeff Pendergraph (ASU), Sacramento
38. Jon Brockman (WASH), Portland
44. Chase Budinger (ARIZ), Detroit

2010 (Two)

- 1st 26. Quincy Pondexter (WASH), Okla. City
2nd 39. Landry Fields (STAN), New York

2011 (Two)

- 1st 2. Derrick Williams (ARIZ), Minnesota
11. Klay Thompson (WSU), Golden State
12. Alec Burks (COLO), Utah
16. Nikola Vucevic (USC), Philadelphia
- 2nd 35. Tyler Honeycutt (UCLA), Sacramento
43. Malcolm Lee (UCLA), Chicago
60. Isaiah Thomas (WASH), Sacramento

2012 (Two)

- 1st 8. Terrence Ross (WASH), Toronto
24. Jared Cunningham (OSU), Cleveland
25. Tony Wroten (WASH), Memphis

2013 (Two)

- 1st 14. Shabazz Muhammad (UCLA), Utah
23. Solomon Hill (ARIZ), Indiana
26. Andre Roberson (COLO), Minnesota
- 2nd 31. Allen Crabbe (CAL), Cleveland
33. Carrick Felix (ASU), Cleveland
40. Grant Jerrett (ARIZ), Portland
54. Arsalan Kazemi (ORE), Washington

2014 (Two)

- 1st 4. Aaron Gordon (ARIZ), Orlando
13. Zach LaVine (UCLA), Minnesota
22. Jordan Adams (UCLA), Memphis
28. C.J. Wilcox (WASH), LA Clippers
29. Josh Huestis (STAN), Oklahoma City
30. Kyle Anderson (UCLA), San Antonio
- 2nd 38. Spencer Dinwiddie (COLO), Detroit
42. Nick Johnson (ARIZ), Houston
45. Dwight Powell (STAN), Charlotte

2015 (Two)

- 1st 8. Stanley Johnson (ARIZ), Detroit
20. Delon Wright (UTAH), Toronto
23. Rondae Hollis-Jefferson (ARIZ), Brooklyn
30. Kevon Looney (UCLA), Golden State
- 2nd 34. Anthony Brown (STAN), LA Lakers
43. Joseph Young (ORE), Indiana
46. Normal Powell (UCLA), Toronto

2016 (Two)

- 1st 3. Jaylen Brown (CAL), Boston
8. Marquese Chriss (WASH), Phoenix
9. Jakob Poeltl (UTAH), Toronto
29. Dejounte Murray (WASH), San Antonio
- 2nd 60. Tyrone Wallace (CAL), Utah

2017 (Two)

- 1st 1. Markelle Fultz (WASH), Philadelphia
2. Lonzo Ball (UCLA), LA Lakers
7. Lauri Markkanen (ARIZ), Chicago
18. TJ Leaf (UCLA), Indiana
27. Kyle Kuzma (UTAH), LA Lakers
29. Derrick White (COLO), San Antonio
- 2nd 35. Ivan Rabb (CAL), Memphis
36. Jonah Bolden (UCLA), Philadelphia
38. Jordan Bell, (ORE), Golden State
41. Tyler Dorsey (ORE), Atlanta
45. Dillon Brooks (ORE), Memphis
47. Ike Anigbogu (UCLA), Indiana
53. Kadeem Allen (ARIZ), Boston
56. Jabari Bird (CAL), Boston



► The Washington women's rowing team captured the Pac-12's 500th NCAA title.

► Stanford successfully defended its NCAA men's soccer title in 2016.





Throughout his career as a student-athlete, professional athlete, and sports executive, Larry Scott has been a game changer: a bold, innovative leader with a vision for transformative change — from expansion and revitalization of the Pac-12 to equal prize money at Wimbledon. Commissioner Scott's firm belief that sport has the power to be a force for positive change has been the hallmark of his career.

EXPANSION AND INNOVATION AT THE PAC-12

In his eight years as Pac-12 Commissioner, with the support of the Pac-12 universities' presidents and chancellors, Scott has orchestrated a rebranding of the conference, with messages of innovation, excellence, and the advantages of a West Coast location at its core. Scott also led the conference through an expansion for the first time since 1978 by successfully adding Colorado and Utah.

During his tenure, the Pac-12 added a Football Championship Game, transformed its men's and women's basketball tournaments into must-attend events, and secured an agreement for equal revenue sharing for the first time ever.

Scott has also led a transformation of the conference's media posture by delivering much-needed revenue, dramatically increasing exposure for women's and Olympic sports, establishing ever-evolving digital and mobile platforms for Pac-12 content, and creating training and employment opportunities for thousands of Pac-12 students interested in launching media careers. To achieve these goals, he delivered a landmark media rights agreement with ESPN and FOX and created Pac-12 Networks, the first-ever integrated media company owned by a collegiate conference.

Commissioner Scott and the presidents and chancellors of the Pac-12 have led the way in ensuring that Pac-12 universities' academic missions and the growth and development of student-athletes remain the primary focus of intercollegiate athletics. Through a series of reforms, Pac-12 schools have committed to enhanced student-athlete benefits, including increasing scholarship limits to cover the full cost of attending college and adding student-athletes to the conference's formal governance structure. For the 7,000 student-athletes in the Pac-12, participation in intercollegiate athletics provides an avenue to earn a degree from one of the best universities in the world. Scott is staunchly committed to retaining college sports a vital component of American higher education by continually adapting to the changing needs of today's student-athletes.

Under Scott's leadership, the Pac-12 also created a Student-Athlete Health and Well Being Initiative: a collective effort between the conference and its member universities to identify ways to reduce injuries, share current best practices, and conduct research to uncover new ways to keep student-athletes as safe as possible. Over the last three years, the Pac-12's Student-Athlete Health and Well Being Grant Program has funded millions of dollars in research on Pac-12 campuses focused on everything from head trauma to overuse injuries to thermal management.

Scott's vision for the conference also reaches beyond geographic borders. In 2011, the Pac-12 launched Pac-12 Global, an initiative that aims to expand the conference's and its members' footprint around the world. Since its advent, Pac-12 Global has been the catalyst for several international athletic events and student-athlete cultural exchange programs, all while spreading Pac-12 universities' brands to new audiences. In 2015, the Pac-12 hosted the first-ever regular season basketball game, collegiate or professional, to be played in China and has since made the Pac-12 China Game an annual opener to the college basketball season. The conference has also made inroads in Australia, where a team of Pac-12 men's basketball all-stars traveled and competed during the summer of 2016.

All the while, the athletic excellence that has defined the Pac-12 for over a century has only increased during Scott's tenure. In May of 2017, the Pac-12 won its 500th NCAA team championship, becoming the first conference to hit the milestone and putting the Pac-12 nearly 200 NCAA Championships ahead of any other conference. Pac-12 athletes have also made their mark on the world in recent years, winning a total of 55 medals at the 2016 Rio Olympics, a number that would have made the conference fifth in the medal count had it been a country.

PROVEN LEADERSHIP IN ATHLETICS

Scott succeeded Tom Hansen as the sixth Commissioner of what was then the Pac-10 Conference on July 1, 2009. Before that, he served for six years as Chairman and Chief Executive Officer of the Sony Ericsson Women's Tennis Association (WTA) Tour, where he helped generate unprecedented growth and popularity for women's professional tennis on a global scale.

At the WTA Tour, Scott worked with Billie Jean King and others to achieve the long-sought goal of equal prize money for women in tennis' grand slam events. He also became the architect of the largest-ever sponsorship in both women's sports and professional tennis, a six-year \$88-million title sponsorship agreement with Sony Ericsson. His many other WTA achievements include the largest television deal in women's tennis history, a reform package that led to a 40 percent increase in prize money, and \$750 million in facilities investments.

Scott's career in athletics extends back to his captaincy of the Harvard men's tennis team, where he was named an All-American, earned a B.A. in History, and developed a first-hand understanding of the importance of maintaining balance between academics and athletics.

He went on to play tennis professionally on the ATP circuit, winning one title, and then going on to work for more than a decade with the ATP, where his roles included Chief Operating Officer, President of ATP Properties, and Executive Vice President of the International Group. In those roles, he was credited with significantly increasing the global popularity of men's tennis, establishing the Tennis Masters Cup as one of the sport's most successful events, negotiating a renewal of the ATP's 13-year partnership with Mercedes-Benz that remains one of the preeminent sponsorship agreements in tennis history, and launching tournaments in places like China and the Persian Gulf.

RECOGNITION AND SERVICE

Scott has often earned recognition for his visionary leadership. He has been a finalist for the Sports Executive of the Year Award given by Sports Business Journal and was awarded the Vision Award by Cynopsis Sports. Scott was also given the Americanism Award by the Anti-Defamation League in tribute to his mission of fostering positive change through sports.

Scott serves on several boards inside and outside of intercollegiate athletics, including the 150th Anniversary of College Football, College Football Playoff LLC Management Committee, the Rose Bowl Management Committee, and the Women's Sports Foundation.

Larry and his wife, Cybille, live in Danville, Calif., and have three children: Alexander, Sebastien, and Alannah.

SCOTT QUICK FACTS

CURRENT POSITION:

Commissioner • Pac-12 Conference
July 1, 2009-Present

PREVIOUS POSITION:

Chairman & CEO • WTA Tour
April 15, 2003-June 30, 2009

HONORS:

- Finalist for Sports Business Journal Sports Executive of the Year, 2012
- Vision Award Winner, Cynopsis Sports Awards, 2012
- Americanism Award Recipient, Anti-Defamation League, 2013
- TIME Magazine's List of Best Sports Executives, 2008

EDUCATION:

Harvard University, B.A. European History
1986 graduate with Honors

ATHLETIC ACCOMPLISHMENTS:

All-American tennis player at Harvard
Three-year professional tennis player, winning one ATP title

PREVIOUS PAC-12 COMMISSIONERS

| | |
|---------------------------|--------------|
| EDWIN N. ATHERTON | 1940-1944 |
| VICTOR O. SCHMIDT | 1944-1959 |
| THOMAS J. HAMILTON | 1959-1971 |
| WILES HALLOCK | 1971-1983 |
| THOMAS C. HANSEN | 1983-2009 |
| LAWRENCE G. SCOTT | 2009-Present |

LEARFIELD SPORTS DIRECTORS' CUP

The STANFORD Cardinal captured their 23rd-consecutive Directors' Cup in leading the Pac-12 Conference to another impressive finish in the final 2016-17 Division I Learfield Sports Directors' Cup standings, the National Association of Collegiate Directors of Athletics (NACDA) announced.

Led by four NCAA titles (women's volleyball, men's soccer, women's swimming and diving, and women's water polo), Stanford won its 23rd-consecutive Cup. In all, the Cardinal posted 11 top five finishes in tallying an impressive 1,563.00 points. That's 219.25 points more than runner-up Ohio State.

Behind a pair of NCAA titles (women's soccer and beach volleyball), USC finished fourth with 1,251.25 points for its fourth consecutive top 10 finish. OREGON placed ninth overall with 1,027.00 points, the best-ever finish by the Ducks in the Directors' Cup. Oregon collected three NCAA titles for the second straight season as it claimed the triple crown with titles in women's cross country, women's indoor track and field, and women's outdoor track and field. UCLA placed 11th overall with 1,007.00 points, while CALIFORNIA, aided by its men's water polo title, finished 14th with 916.75 points. That gave the Pac-12 five teams among the top 15, more than any other conference.

WASHINGTON added an NCAA title in women's rowing, the Pac-12's 500th NCAA title all-time, and placed 22nd with 801.25 points. COLORADO finished 34th (641.00), followed by ARIZONA at 42nd (545.50). ARIZONA STATE was right behind the Wildcats at 43rd (543.50), thanks in part to the women's golf program capturing their nation-leading eighth NCAA golf title. UTAH, which picked up its 11th NCAA skiing title, was 54th (459.50), followed by OREGON STATE (69th, 333.75) and WASHINGTON STATE (101st, 202.50).

The success of the Pac-12 in the Directors' Cup was bolstered by the capturing of 13 NCAA titles, most among all conferences. In addition, 10 Pac-12 league members combined to post 39 top-four finishes in 24 NCAA championships.

The Directors' Cup was developed as a joint effort between the National Association of Collegiate Directors of Athletics (NACDA) and USA Today. Points are awarded based on each institution's finish in up to 20 sports - 10 women's and 10 men's.

CONFERENCE COMPARISON

| | Conference* | Top 15 Schools | Membership Ratio |
|----|--------------|----------------|------------------|
| 1. | Pac-12 (12) | 5 | .417 |
| 2. | Big Ten (14) | 4 | .286 |
| | SEC (14) | 4 | .286 |
| 4. | ACC (15) | 2 | .133 |

* based on 2015-16 membership

WHERE THEY RANKED

| | School | Total Pts |
|------|------------------|-----------|
| 1. | Stanford | 1563.00 |
| 4. | USC | 1251.25 |
| 9. | Oregon | 1027.00 |
| 11. | UCLA | 1007.00 |
| 14. | California | 916.75 |
| 22. | Washington | 801.25 |
| 34. | Colorado | 641.00 |
| 42. | Arizona | 545.50 |
| 43. | Arizona State | 543.50 |
| 54. | Utah | 459.50 |
| 69. | Oregon State | 333.75 |
| 101. | Washington State | 202.50 |

TOM HANSEN CONFERENCE MEDAL WINNERS



A Conference Medal is awarded annually to each member institution's outstanding senior male and female student-athlete based on the exhibition of the greatest combination of performance and achievement in scholarship, athletics and leadership.

Conference medal winners have been named every year since the 1960-61 academic year. In 2009, the Pac-12 renamed the award the Tom Hansen Conference Medal in honor of Hansen, who retired at the end of June 2009 after serving for 26 years as Commissioner of the Pac-10.

Following are the 2016-17 award winners:

2016-17 PAC-12 TOM HANSEN CONFERENCE MEDAL WINNERS

| School | Men | Women |
|------------------|-----------------------------|----------------------------------|
| Arizona | Aaron Castle, Track & Field | Laura Larson, Volleyball |
| Arizona State | Jared du Toit, Golf | Monica Vaughn, Golf |
| California | Ryan Murphy, Swimming | Farida Osman, Swimming |
| Colorado | Jaron Thomas, Track & Field | Haley Smith, Basketball |
| Oregon | Jayson Amos, Tennis | Maggie Schmaedick, Cross Country |
| Oregon State | Dustin Stanton, Football | Sydney Wiese, Basketball |
| Stanford | Akash Modi, Gymnastics | Maggie Steffens, Water Polo |
| UCLA | Felix Vobejda, Soccer | Kari Korver, Basketball |
| USC | Zach Banner, Football | Anika Apostalon, Swimming |
| Utah | Hunter Dimick, Football | Hannah Flippen, Softball |
| Washington | Justin Schmidt, Soccer | Kelsey Plum, Basketball |
| Washington State | Josh Hawkinson, Basketball | Nicole Hare, Rowing |


JAMIE ZANINOVICH • Deputy Commissioner and Chief Operating Officer

Deputy Commissioner Jamie Zaninovich comes to the Pac-12 after six years as the commissioner of the West Coast Conference. At the Pac-12, Zaninovich has responsibility for all aspects of the Pac-12 Conference's administrative operations, including television administration, sport management, championships, football bowl relationships, governance, enforcement, compliance, and officiating.

In his time with the WCC, Zaninovich led the conference through a period of unprecedented membership growth, transformed the conference basketball championships into successful events, and brought forward television and digital media advances that showcased the WCC's brand regionally, nationally and internationally.

Zaninovich was a member of the NCAA Division I Men's Basketball Committee from 2011-2014 and is a past Chair of the Division I Collegiate Commissioners Association Division I Subdivision. He is also a founding member of the Board of Managers and Competition Committee of the Men's Basketball Officiating LLC, a past member of the NCAA Committee on Women's Athletics and was named one of the prestigious "40 Under 40" honorees by the Sports Business Journal in 2010.

A native of Eugene, Oregon, Zaninovich is a graduate of Stanford University and the Stanford University Graduate School of Business. Prior to the WCC, he served as a sports administrator at both Stanford and Princeton University.


WOODIE DIXON • General Counsel, Senior Vice President Business Affairs

Woodie Dixon joined the Pac-12 in April 2010 and manages all business affairs, in-house legal matters and human resources for the Conference and Pac-12 Networks, as well as football administration for the Conference.

Prior to joining the Pac-12, Dixon spent six years (2004-10) as General Counsel for the NFL's Kansas City Chiefs overseeing all legal matters for the franchise, including player, marketing, sponsorship, stadium operations, special event and sales contracts, litigation and licensing. Previously, he has practiced law with the NFL, Sidley, Austin, Brown & Wood LLP in Chicago, and Dorsey & Whitney LLP in Minneapolis, Minn.

Dixon is a graduate of Harvard Law School, the University of Massachusetts graduate program in Sports Management and Amherst College.


DANETTE LEIGHTON • Chief Marketing Officer

Danette Leighton joined the Pac-12 Conference in April 2010 as the Conference's first Chief Marketing Officer. Her responsibilities include leading the Conference and Pac-12 Networks in the development and implementation of strategic marketing and communication programs, as well as integrating and supporting the marketing interests of the member institutions. She oversees the areas of business operations, communications, event operations, marketing, public affairs and ticket sales, as well as the communications and marketing departments at Pac-12 Networks.

An Arizona graduate, Leighton returns to the Pac-12 where she began her career as a public relations intern. Most recently, she acted as Vice President of Marketing and Brand Development for Maloof Sports & Entertainment. She spent the last decade overseeing all marketing and branding efforts for the NBA's Sacramento Kings and ARCO Arena, as well as the business operations for the WNBA's Sacramento Monarchs.

Previously, she led Sony's sports marketing division, focusing on the PGA Tour and the Sony Open in Hawai'i. She also served as the executive director of the 1999 NCAA Women's Basketball Final Four at Stanford and worked in public relations for the Fiesta Bowl.


GLORIA NEVAREZ • Senior Associate Commissioner, Senior Woman Administrator

Gloria Nevarez was named the Pac-12's Senior Associate Commissioner and Senior Woman Administrator in April 2010. Nevarez is responsible for the administration of the Conference's Senior Woman Administrators and oversees all sports except football. She is the Pac-12 liaison for men's basketball and women's golf.

Before joining the Pac-12, Nevarez spent the previous three years as Senior Associate Athletic Director at the University of Oklahoma, overseeing marketing, human resources, strength and conditioning and several sports including men's and women's basketball. She also served as the University's liaison for Title IX compliance and Big 12 governance issues. Before Oklahoma, Nevarez was Associate Commissioner/SWA for the West Coast Conference. Nevarez previously held positions in program management, compliance and legal affairs at the University of California. She also worked in the athletic department at San Jose State University and was an adjunct faculty member at the University of San Francisco.

Nevarez is a graduate of the University of Massachusetts where she played basketball and is a University of California, Berkeley Law alumna.


ERIK HARDENBERGH • Chief of Staff

Erik Hardenbergh joined the Pac-12 as the Vice President of Public Affairs in July 2012. Hardenbergh leads the development and execution of public relations plans and strategies promoting the interests and reputation of the Pac-12 and Pac-12 Networks. Hardenbergh plays a pivotal role in enhancing the Conference's visibility at local, national and global levels.

Most recently, Hardenbergh spent four years as the Vice President of the Glover Park Group in Washington, D.C., where he developed strategic messaging platforms and coordinated integrated campaigns for companies including JPMorgan Chase and United Technologies. Hardenbergh has also worked for several sports media outlets including Yahoo! Sports, Fox Sports Northwest and ABC Sports.

Hardenbergh holds a bachelor's degree in political science from Amherst College, where he was an Academic All-American and captained the golf team for three years. Hardenbergh also earned an MBA from the Kenan-Flagler Business School at University of North Carolina-Chapel Hill.



Ron Barker
Associate Commissioner,
Governance & Enforcement



Chris Dawson
Associate Commissioner,
Sports Management



Dave Hirsch
Vice President,
Communications



Will Hunter
Vice President,
Operations



Duane Lindberg
Associate Commissioner,
Television



Tammy Newman
Associate Commissioner,
Governance & Enforcement



Erik Price
Associate Commissioner,
Compliance



Chris Grant
Associate Commissioner,
Sports Management and
Championships



Heather Vaughan
Vice President,
Marketing



Anna Roberts
Vice President,
Human Resources



Andrew Walker
Vice President,
Public Affairs



Carter Westfall
Vice President,
International




Natalia Ciccone
Assistant Commissioner,
Communications



Chris Merino
Assistant Commissioner,
Compliance



Cheryl Wong
Assistant Commissioner
Sports Management and
Championships



Jesse Hooker
Director,
Communications



Taylor Lien
Director,
Business Operations



Noveen Moinpour
Senior Manager,
Marketing



Michael Ortiz
Director,
Video Operations



Shannon Burrow
Controller



Carrie Xu
Senior Manager,
International



In Ja Holcomb
Executive Assistant to the
Commissioner



Tyler Jahnke
Manager,
Ticketing



Dave Lucero
Manager,
Operations



Theo Mendoza
Graphic Designer



BOBBY DIBLER • Coordinator of Men's Basketball Officiating


Bobby Dibler was named Pac-12 Coordinator of Men's Basketball Officiating in June 2013, and now serves as the lead of the Western Officiating Consortium, an alliance between all six western leagues (Pac-12, Mountain West, Big Sky, Big West, Western Athletic, and West Coast) in an effort to promote consistency - in training, development and evaluation - in officiating in the western U.S., and provide a larger, more diverse pool of officials for assignment. Dible also spent six years (1992-98) in the same role at the Western Athletic Conference from 1992-98. Prior to his duties of coordinating officials for the Conference, he was a WAC basketball official for 19 years. Dibler has also officiated in the Southwest Athletic (1973-93), Big West (1982-93), Pacific-10 (1982-86, 1988-1993), Big Eight (1981-82), and Missouri Valley (1973-82) conferences. During his 20 years as an official, he worked 14 NCAA tournaments, including three Final Fours, and several NIT games. Dibler was also employed with the Proctor and Gamble Distributing Company as an Account Executive/Operations Manager for 31 years before retiring in December 1999.



Lina Diaz
Assistant Director,
Business and Finance



Sean Harris
Assistant Director, Sports
Management and Champion-
ships



Jamie Alfieri
Coordinator,
Officiating and
Sports Management



Michael Brady
Coordinator,
Video Operations



Wendy Heredia
Senior Administrative
Assistant
Marketing & Communications



Meghan Cesnik
Administrative
Assistant



Kina Tua
Administrative Assistant
Sports Management



Molly Babcock
Fellow,
Communications



Heather Ward
Fellow,
Communications



Dave Yeast
Coordinator of
Baseball Officiating



David Coleman
Vice President, Officiating



Violet Palmer
Coordinator of Women's
Basketball Officiating



Sandra Hunt
Coordinator of
Women's Soccer



Joanne Venditto
Coordinator of
Softball Officiating



Joan Powell
Coordinator of Women's
Volleyball Officiating

NCAA TEAM TITLES WON BY CONFERENCE (ALL-TIME)

| TEAM | | INDIVIDUAL | |
|----------------------|-----|----------------------|-------|
| 1. Pac-12 | 501 | 1. Pac-12 | 2,292 |
| 2. Big Ten | 309 | 2. Big Ten | 1,740 |
| 3. Southeastern | 222 | 3. SEC | 1,475 |
| 4. Big 12 | 176 | 4. Big 12 | 1,041 |
| 5. Atlantic Coast | 149 | 5. ACC | 531 |
| 6. Ivy | 97 | 6. Ivy | 441 |
| 7. American Athletic | 49 | 7. Mountain West | 225 |
| 8. Conference USA | 41 | 8. Big East | 216 |
| 9. Summit | 36 | 9. American Athletic | 195 |
| 10. West Coast | 32 | 10. Conference USA | 130 |

NCAA TEAM TITLES WON BY CONFERENCE (ALL-TIME)

| MEN | | WOMEN | |
|----------------------|-----|----------------------|-----|
| 1. Pac-12 | 297 | 1. Pac-12 | 174 |
| 2. Big Ten | 216 | 2. Southeastern | 100 |
| 3. Southeastern | 121 | 3. Big Ten | 72 |
| 4. Big 12 | 120 | 4. Atlantic Coast | 58 |
| 5. Atlantic Coast | 83 | 5. Big 12 | 35 |
| 6. Ivy | 57 | 6. American Athletic | 18 |
| 7. American Athletic | 31 | 7. Ivy | 16 |
| 8. Conference USA | 29 | 8. Big East | 13 |
| 9. West Coast | 23 | 9. Conference USA | 12 |
| 10. Big Sky | 17 | 10. West Coast | 9 |

| COMBINED | |
|-----------|----|
| 1. Pac-12 | 30 |
| 2. Ivy | 24 |
| 3. Summit | 22 |
| 4. Big 12 | 21 |
| Big Ten | 21 |

NCAA INDIVIDUAL TITLES WON BY CONFERENCE (ALL-TIME)

| MEN | | WOMEN | |
|-------------------|-------|-------------------|-----|
| 1. Big Ten | 1,482 | 1. Pac-12 | 749 |
| 2. Pac-12 | 1,358 | 2. Southeastern | 662 |
| 3. Big 12 | 791 | 3. Big 12 | 237 |
| 4. Southeastern | 764 | 4. Big Ten | 198 |
| 5. Atlantic Coast | 320 | 5. Atlantic Coast | 172 |

| COMBINED | |
|------------------|-----|
| 1. Pac-12 | 185 |
| 2. Ivy | 112 |
| 3. America East | 70 |
| 4. Big Ten | 60 |
| 5. Mountain West | 44 |

NCAA TEAM TITLES WON BY SCHOOL (ALL-TIME)

| MEN | | WOMEN | |
|-------------------|----|-------------------|----|
| 1. USC | 84 | 1. STANFORD | 50 |
| 2. UCLA | 74 | 2. UCLA | 39 |
| 3. STANFORD | 63 | 4. North Carolina | 30 |
| 4. Oklahoma State | 51 | 3. LSU | 25 |
| 5. Arkansas | 43 | 5. Texas | 23 |
| 6. Michigan | 34 | 6. Maryland | 22 |
| 7. CALIFORNIA | 28 | 7. USC | 20 |
| 8. Yale | 26 | Georgia | 20 |
| 9. Indiana | 24 | 9. Florida | 18 |
| Iowa | 24 | 10. Connecticut | 15 |

| COMBINED | |
|------------------|----|
| 1. Denver | 23 |
| 2. COLORADO | 19 |
| 3. West Virginia | 18 |

NCAA INDIVIDUAL TITLES WON BY SCHOOL (ALL-TIME)

| MEN | | WOMEN | |
|-------------------|-----|---------------|-----|
| 1. USC | 319 | 1. STANFORD | 214 |
| 2. Michigan | 277 | 2. Georgia | 164 |
| 3. STANFORD | 269 | 3. Texas | 157 |
| 4. Ohio State | 223 | 4. Florida | 155 |
| 5. Texas | 210 | 5. LSU | 113 |
| 6. Oklahoma State | 169 | 6. UCLA | 104 |
| 7. UCLA | 166 | 7. ARIZONA | 94 |
| 8. CALIFORNIA | 157 | 8. CALIFORNIA | 92 |
| 9. Illinois | 146 | 9. USC | 73 |
| 10. Oklahoma | 144 | 10. Auburn | 51 |

| COMBINED | |
|-------------|----|
| 1. COLORADO | 94 |
| 2. Denver | 88 |
| 3. UTAH | 74 |

NCAA TEAM & INDIVIDUAL TITLES WON BY PAC-12 SCHOOLS (ALL-TIME)

| TEAM TITLES | | | INDIVIDUAL TITLES | | |
|------------------|---------------|--------------|-------------------|--------------|------------------|
| MEN | WOMEN | COMBINED | MEN | WOMEN | COMBINED |
| USC | Stanford | Colorado | USC | Stanford | Colorado |
| 84 | 50 | 19 | 319 | 214 | 94 |
| UCLA | UCLA | Utah | Stanford | UCLA | Utah |
| 74 | 39 | 11 | 269 | 105 | 74 |
| Stanford | USC | TOTAL | UCLA | Arizona | Stanford |
| 63 | 20 | 30 | 166 | 94 | 14 |
| California | Arizona State | | California | California | Washington |
| 28 | 13 | | 157 | 92 | 2 |
| Oregon | Arizona | | Oregon | USC | Washington State |
| 19 | 11 | | 104 | 73 | 1 |
| Arizona State | Oregon | | 83 | 48 | TOTAL |
| 11 | 14 | | Washington State | 48 | 185 |
| Arizona | Utah | | 79 | 48 | |
| 7 | 9 | | Arizona State | 25 | |
| Colorado | California | | 66 | 20 | |
| 5 | 8 | | Washington | 20 | |
| Oregon State | Washington | | 55 | 17 | |
| 3 | 7 | | Oregon State | 17 | |
| Washington State | Colorado | | 32 | 7 | |
| 2 | 2 | | Colorado | 7 | |
| Utah | TOTAL | | Utah | 6 | |
| 1 | 174 | | 5 | 6 | |
| TOTAL | | | TOTAL | TOTAL | |
| 297 | | | 1,358 | 749 | |

based on 2016-17 conference memberships

ALL-TIME NCAA CHAMPIONSHIPS BY SPORT » WOMEN'S SPORTS

BASKETBALL (4)

1982-83—USC
1983-84—USC
1989-90—Stanford
1991-92—Stanford

BEACH VOLLEYBALL (2)

2016—USC
2017—USC

CROSS COUNTRY (12)

1983—Oregon
1987—Oregon
1997—Stanford
2000—Colorado
2003—Stanford
2004—Colorado
2005—Stanford
2006—Stanford
2007—Stanford
2008—Washington
2012—Oregon
2016—Oregon

GOLF (18)

1990—Arizona State
1991—UCLA
1993—Arizona State
1994—Arizona State
1995—Arizona State
1996—Arizona
1997—Arizona State
1998—Arizona State
2000—Arizona
2003—USC
2004—UCLA
2008—USC
2009—Arizona State
2011—UCLA
2013—USC
2015—Stanford
2016—Washington
2017—Arizona State

GYMNASTICS (15)

1982—Utah
1983—Utah
1984—Utah
1985—Utah
1986—Utah
1990—Utah
1992—Utah
1994—Utah
1995—Utah
1997—UCLA
2000—UCLA
2001—UCLA
2003—UCLA
2004—UCLA
2010—UCLA

ROWING (8)

1997—Washington
1998—Washington
2001—Washington
2005—California
2006—California
2009—Stanford
2016—California
2017—Washington

SOCCER (5)

2007—USC
2011—Stanford
2013—UCLA
2014—USC
2016—USC

SOFTBALL (23)

1982—UCLA
1984—UCLA
1985—UCLA
1988—UCLA
1989—UCLA
1990—UCLA
1991—Arizona
1992—UCLA
1993—Arizona

1994—Arizona
1996—Arizona
1997—Arizona
1999—UCLA
2001—Arizona
2002—California
2003—UCLA
2004—UCLA
2006—Arizona
2007—Arizona
2008—Arizona State
2009—Washington
2010—UCLA
2011—Arizona State

SWIMMING (15)

1983—Stanford
1989—Stanford
1992—Stanford
1993—Stanford
1994—Stanford
1995—Stanford
1996—Stanford
1997—USC
1998—Stanford
2008—Arizona
2009—California
2011—California
2012—California
2015—California
2017—Stanford

TENNIS (22)

1982—Stanford
1983—USC
1984—Stanford
1985—USC
1986—Stanford
1987—Stanford
1988—Stanford
1989—Stanford
1990—Stanford
1991—Stanford

1997—Stanford
1999—Stanford
2001—Stanford
2002—Stanford
2004—Stanford
2005—Stanford
2006—Stanford
2008—UCLA
2010—Stanford
2013—Stanford
2014—UCLA
2016—Stanford

INDOOR TRACK (11)

2000—UCLA
2001—UCLA
2007—Arizona State
2008—Arizona State
2010—Oregon
2011—Oregon
2012—Oregon
2013—Oregon
2014—Oregon
2016—Oregon
2017—Oregon

OUTDOOR TRACK (8)

1982—UCLA
1983—UCLA
1985—Oregon
2001—USC
2004—UCLA
2007—Arizona State
2015—Oregon
2017—Oregon

VOLLEYBALL (15)

1981—USC
1984—UCLA
1990—UCLA
1991—UCLA
1992—Stanford
1995—Stanford

1996—Stanford
1997—Stanford
2001—Stanford
2002—USC
2003—USC
2004—Stanford
2005—Washington
2011—UCLA
2016—Stanford

WATER POLO (17)

2001—UCLA
2002—Stanford
2003—UCLA
2004—USC
2005—UCLA
2006—UCLA
2007—UCLA
2008—UCLA
2009—UCLA
2010—USC
2011—Stanford
2012—Stanford
2013—USC
2014—Stanford
2015—Stanford
2016—USC
2017—Stanford



The Washington women's rowing team captured the Pac-12's 500th NCAA title.



Stanford successfully defended its NCAA men's soccer title.

ALL-TIME NCAA CHAMPIONSHIPS BY SPORT » MEN'S SPORTS

| | | | | | |
|---------------------------|------------------------|----------------------|---------------------------|------------------------|------------------------|
| BASEBALL (28) | 2002—Stanford | 1993—Utah | 1963—USC | 1934—Stanford | 1993—UCLA |
| 1947—California | 2003—Stanford | 1995—Colorado | 1964—USC | 1935—USC | 1995—UCLA |
| 1948—USC | 2004—Colorado | 1996—Utah | 1965—UCLA | 1936—USC | 1996—UCLA |
| 1957—California | 2006—Colorado | 1997—Utah | 1966—USC | 1937—USC | 1997—Stanford |
| 1958—USC | 2007—Oregon | 1998—Colorado | 1967—USC | 1938—USC | 1998—UCLA |
| 1961—USC | 2008—Oregon | 1999—Colorado | 1968—USC | 1939—USC | 2000—UCLA |
| 1963—USC | 2013—Colorado | 2003—Utah | 1969—USC | 1940—USC | 2006—UCLA |
| 1965—Arizona State | 2014—Colorado | 2006—Colorado | 1970—UCLA | 1941—USC | 2010—Stanford |
| 1967—Arizona State | | 2011—Colorado | 1971—UCLA | 1942—USC | |
| 1968—USC | | 2013—Colorado | 1973—Stanford | 1943—USC | |
| 1969—Arizona State | GOLF (15) | 2015—Colorado | 1974—Stanford | 1949—USC | WATER POLO (44) |
| 1970—USC | 1938—Stanford | 2017—Utah | 1975—UCLA | 1950—USC | 1969—UCLA |
| 1971—USC | 1939—Stanford | | 1976—UCLA | 1951—USC | 1971—UCLA |
| 1972—USC | 1941—Stanford | SOCCER (5) | USC | 1952—USC | 1972—UCLA |
| 1973—USC | 1942—Stanford | 1985—UCLA | 1977—Stanford | 1953—USC | 1973—California |
| 1974—USC | 1946—Stanford | 1990—UCLA | 1978—Stanford | 1954—USC | 1974—California |
| 1976—Arizona | 1953—Stanford | 1998—UCLA | 1979—UCLA | 1955—USC | 1975—California |
| 1977—Arizona State | 1988—UCLA | 2002—UCLA | 1980—Stanford | 1956—UCLA | 1976—Stanford |
| 1978—USC | 1990—Arizona State | 2015—Stanford | 1981—Stanford | 1958—USC | 1977—California |
| 1980—Arizona | 1992—Arizona | 2016—Stanford | 1982—UCLA | 1961—USC | 1978—Stanford |
| 1981—Arizona State | 1994—Stanford | | 1983—Stanford | 1962—Oregon | 1980—Stanford |
| 1986—Arizona | 1996—Arizona State | SWIMMING (24) | 1984—UCLA | 1963—USC | 1981—Stanford |
| 1987—Stanford | 2004—California | 1960—USC | 1986—Stanford | 1964—Oregon | 1983—California |
| 1988—Stanford | 2008—UCLA | 1963—USC | 1988—Stanford | 1965—Oregon | 1984—California |
| 1998—USC | 2016—Oregon | 1964—USC | 1989—Stanford | USC | 1985—Stanford |
| 2006—Oregon State | | 1965—USC | 1990—Stanford | 1966—UCLA | 1986—Stanford |
| 2007—Oregon State | GYMNASTICS (13) | 1966—USC | 1991—USC | 1967—USC | 1987—California |
| 2012—Arizona | 1962—USC | 1967—Stanford | 1992—Stanford | 1968—USC | 1988—California |
| 2013—UCLA | 1968—California | 1974—USC | 1993—USC | 1970—Oregon | 1990—California |
| | 1975—California | 1975—USC | 1994—USC | 1971—UCLA | 1991—California |
| BASKETBALL (16) | 1984—UCLA | 1976—USC | 1995—Stanford | 1972—UCLA | 1992—California |
| 1938-39—Oregon | 1986—Arizona State | 1977—USC | 1996—Stanford | 1973—UCLA | 1993—Stanford |
| 1941-42—Stanford | 1987—UCLA | 1979—California | 1997—Stanford | 1976—USC | 1994—Stanford |
| 1943-44—Utah | 1992—Stanford | 1980—California | 1998—Stanford | 1977—Arizona State | 1995—UCLA |
| 1958-59—California | 1993—Stanford | 1982—UCLA | 2000—Stanford | 1978—UCLA | 1996—UCLA |
| 1963-64—UCLA | 1995—Stanford | 1985—Stanford | 2002—USC | 1984—Oregon | 1998—USC |
| 1964-65—UCLA | 1997—California | 1986—Stanford | 2005—UCLA | 1987—UCLA | 1999—UCLA |
| 1966-67—UCLA | 1998—California | 1987—Stanford | 2009—USC | 1988—UCLA | 2000—UCLA |
| 1967-68—UCLA | 2009—Stanford | 1992—Stanford | 2010—USC | 2000—Stanford | 2001—Stanford |
| 1968-69—UCLA | 2011—Stanford | 1993—Stanford | 2011—USC | 2014—Oregon | 2002—Stanford |
| 1969-70—UCLA | | 1994—Stanford | 2012—USC | 2015—Oregon | 2003—USC |
| 1970-71—UCLA | SKIING (29) | 1998—Stanford | 2014—USC | | 2004—UCLA |
| 1971-72—UCLA | 1959—Colorado | 2008—Arizona | | VOLLEYBALL (25) | 2005—USC |
| 1972-73—UCLA | 1960—Colorado | 2011—California | INDOOR TRACK (8) | 1970—UCLA | 2006—California |
| 1974-75—UCLA | 1972—Colorado | 2012—California | 1967—USC | 1971—UCLA | 2007—California |
| 1994-95—UCLA | 1973—Colorado | 2014—California | 1972—USC | 1972—UCLA | 2008—USC |
| 1996-97—Arizona | 1974—Colorado | | 1977—Wash. State | 1974—UCLA | 2009—USC |
| | 1975—Colorado | TENNIS (54) | 2008—Arizona State | 1975—UCLA | 2010—USC |
| BOXING (1) | 1976—Colorado | 1946—USC | 2009—Oregon | 1976—UCLA | 2011—USC |
| 1937—Wash. State | 1977—Colorado | 1950—UCLA | 2014—Oregon | 1977—USC | 2012—USC |
| | 1978—Colorado | 1951—USC | 2015—Oregon | 1979—UCLA | 2013—USC |
| CROSS COUNTRY (16) | 1979—Colorado | 1952—UCLA | 2016—Oregon | 1980—USC | 2014—USC |
| 1961—Oregon State | 1981—Utah | 1953—UCLA | | 1981—UCLA | 2015—UCLA |
| 1971—Oregon | 1982—Colorado | 1954—UCLA | OUTDOOR TRACK (47) | 1982—UCLA | 2016—UCLA |
| 1973—Oregon | 1983—Utah | 1955—USC | 1922—California | 1983—UCLA | 2017—California |
| 1974—Oregon | 1984—Utah | 1956—UCLA | 1925—Stanford | 1984—UCLA | |
| 1977—Oregon | 1986—Utah | 1958—USC | 1926—USC | 1987—UCLA | WRESTLING (1) |
| 1996—Stanford | 1987—Utah | 1960—UCLA | 1928—Stanford | 1988—USC | 1988—Arizona State |
| 1997—Stanford | 1988—Utah | 1961—UCLA | 1930—USC | 1989—UCLA | |
| 2001—Colorado | 1991—Colorado | 1962—USC | 1931—USC | 1990—USC | |

ALL-TIME NON-NCAA CHAMPIONSHIPS BY SPORT » MEN'S SPORTS

| | | | | |
|-------------------------|----------------------------|-----------------|-----------------|-----------------|
| FOOTBALL (Polls) | ROWING (31) | 1937—Washington | 1976—California | 2014—Washington |
| 1954—UCLA (UPI) | (IRA: pre-1979; | 1939—California | 1984—Washington | 2016—California |
| 1962—USC (AP, UPI) | Cincinnati Regatta; 1982-) | 1940—Washington | 1997—Washington | |
| 1967—USC (AP, UPI) | 1923—Washington | 1941—Washington | 1999—California | |
| 1972—USC (AP, UPI) | 1924—Washington | 1948—Washington | 2000—California | |
| 1974—USC (UPI) | 1926—Washington | 1949—California | 2002—California | |
| 1978—USC (UPI) | 1928—California | 1950—California | 2007—Washington | |
| 1991—Washington | 1932—California | 1960—California | 2009—Washington | |
| (UPI, USA) | 1934—California | 1961—California | 2011—Washington | |
| 2003—USC (AP) | 1935—California | 1964—California | 2012—Washington | |
| 2004—USC (BCS) | 1936—Washington | 1970—Washington | 2013—Washington | |

PAC-12 CHAMPIONSHIPS

BY SCHOOL » MEN'S TITLES

| SPORT | ARIZ | ASU | CAL | COLO | ORE | OSU | STAN | UCLA | USC | UTAH | WASH | WSU |
|---------------|-----------|-----------|------------|----------|-----------|-----------|------------|------------|------------|----------|------------|-----------|
| Baseball | 4 | 10 | 23 | 0 | 12 | 14 | 16 | 9 | 37 | 1 | 14 | 22 |
| Basketball | 14 | 0 | 15 | 0 | 4 | 12 | 11 | 31 | 7 | 0 | 12 | 2 |
| Cross Country | 6 | 0 | 0 | 6 | 16 | 0 | 12 | 2 | 1 | 0 | 2 | 4 |
| Football | 1 | 3 | 14 | 0 | 11 | 5 | 15 | 17 | 38 | 0 | 16 | 4 |
| Golf | 3 | 12 | 2 | 0 | 4 | 0 | 10 | 5 | 20 | 0 | 6 | 0 |
| Gymnastics* | 0 | 1 | 13 | 0 | 4 | 0 | 2 | 9 | 1 | 0 | 3 | 0 |
| Rowing | 0 | 0 | 17 | 0 | 0 | 0 | 0 | 5 | 0 | 0 | 37 | 0 |
| Soccer | 0 | 0 | 3 | 0 | 0 | 0 | 4 | 8 | 0 | 0 | 2 | 0 |
| Swimming | 0 | 0 | 5 | 0 | 4 | 2 | 53 | 2 | 25 | 0 | 20 | 1 |
| Tennis | 0 | 0 | 6 | 0 | 0 | 0 | 23 | 39 | 34 | 0 | 41 | 0 |
| Track & Field | 0 | 1 | 3 | 0 | 20 | 1 | 5 | 18 | 41 | 0 | 9 | 5 |
| Water Polo* | 0 | 0 | 13 | 0 | 0 | 0 | 11 | 11 | 4 | 0 | 0 | 0 |
| Wrestling | 0 | 17 | 0 | 0 | 3 | 23 | 0 | 1 | 0 | 0 | 3 | 1 |
| TOTALS | 28 | 44 | 114 | 6 | 78 | 57 | 162 | 157 | 208 | 1 | 165 | 39 |

* Pac-10 Championship until 1992, when the Mountain Pacific Sports Federation was founded.

Others: Baseball (Portland State 1), Basketball (Idaho 2), Cross Country (Idaho 1), Wrestling (Boise State 6, Cal State Bakersfield 1)

^ Two titles later vacated due to NCAA penalty



The Pac-12 hosts championships in 15 sports throughout the school year, including basketball, cross country, golf, rowing, swimming & diving, and tennis for both men's and women's. The Conference also hosts championships in beach volleyball, women's gymnastics and wrestling.

TOTAL PAC-12 CHAMPIONSHIPS MEN'S & WOMEN'S

| | |
|------------------|------------------|
| Stanford | 282 |
| USC | 230 [^] |
| UCLA | 229 |
| Washington | 205 |
| California | 140 |
| Oregon | 104 |
| Oregon State | 67 |
| Arizona State | 59 |
| Arizona | 54 |
| Washington State | 41 [^] |
| Colorado | 9 |
| Utah | 4 |

Note: Championships includes ties. Championships also includes titles won where sports were split into Northern and Southern Division.

[^] Two titles later vacated due to NCAA penalty

BY SCHOOL » WOMEN'S TITLES

| SPORT | ARIZ | ASU | CAL | COLO | ORE | OSU | STAN | UCLA | USC | UTAH | WASH | WSU |
|------------------|-----------|-----------|-----------|----------|-----------|-----------|------------|-----------|-----------|----------|-----------|----------|
| Basketball | 1 | 2 | 1 | 0 | 2 | 3 | 23 | 1 | 2 | 0 | 3 | 0 |
| Beach Volleyball | 0 | 0 | 0 | 0 | 0 | 0 | 0 | 0 | 2 | 0 | 0 | 0 |
| Cross Country | 1 | 0 | 0 | 3 | 9 | 0 | 15 | 0 | 0 | 0 | 3 | 0 |
| Golf | 8 | 8 | 2 | 0 | 0 | 0 | 2 | 6 | 5 | 0 | 0 | 0 |
| Gymnastics | 0 | 0 | 0 | 0 | 0 | 6 | 5 | 17 | 0 | 3 | 0 | 0 |
| Rowing | 0 | 0 | 12 | 0 | 0 | 0 | 0 | 2 | 1 | 0 | 15 | 0 |
| Soccer | 0 | 0 | 1 | 0 | 0 | 0 | 12 | 11 | 1 | 0 | 1 | 0 |
| Softball | 11 | 2 | 3 | 0 | 4 | 1 | 1 | 9 | 0 | 0 | 3 | 0 |
| Swimming | 4 | 0 | 4 | 0 | 0 | 0 | 20 | 2 | 1 | 0 | 0 | 0 |
| Tennis | 0 | 0 | 2 | 0 | 0 | 0 | 25 | 2 | 4 | 0 | 9 | 2 |
| Track & Field | 0 | 3 | 0 | 0 | 11 | 0 | 1 | 15 | 1 | 0 | 0 | 0 |
| Volleyball | 1 | 0 | 1 | 0 | 0 | 0 | 16 | 7 | 5 | 0 | 6 | 0 |
| TOTALS | 26 | 15 | 26 | 3 | 26 | 10 | 120 | 72 | 22 | 3 | 40 | 2 |



Stanford won its 20th Pac-12 Women's Swimming and Diving Championship, then went on to capture the NCAA crown, as well.



For the ninth consecutive year, Oregon claimed both the Pac-12 Men's and Women's Track and Field Championships.

ALL-TIME PAC-12 CHAMPIONSHIPS BY SPORT » MEN'S SPORTS

BASEBALL

1916 — California
 1917 — California
 1918 — Oregon
 1919 — Washington
 1920 — California
 1921 — California
 1922 — Washington
 1923 — California (So.)
 Washington (No.)
 1924 — California
 USC
 Stanford
 1925 — Stanford (So.)
 Washington (No.)
 1926 — California (So.)
 Washington (No.)
 1927 — USC (So.)
 Stanford (So.)
 California (So.)
 Washington State (No.)
 1928 — California (So.)
 Oregon (No.)
 Washington State (No.)
 1929 — California (So.)
 Washington (No.)
 1930 — USC (So.)
 Washington (No.)
 1931 — Stanford (So.)
 USC (So.)
 Washington (No.)
 1932 — California (So.)
 Washington (No.)
 1933 — California (So.)
 Washington State (No.)
 1934 — California (So.)
 Oregon (No.)
 1935 — California (So.)
 USC (So.)
 Oregon (No.)
 1936 — USC (So.)
 Washington State (No.)
 1937 — USC (So.)
 Oregon (No.)
 1938 — California (So.)
 Oregon State (No.)
 Washington State (No.)
 1939 — USC (So.)
 Oregon (No.)
 1940 — California (So.)
 Oregon State (No.)
 1941 — USC (So.)
 Oregon (No.)
 1942 — USC (So.)
 Oregon (No.)
 1943 — California (So.)
 Oregon (No.)
 Oregon State (No.)
 1944 — UCLA (So.)
 Washington State (No.)
 1945 — California (So.)
 Washington State (No.)
 1946 — USC (So.)
 Oregon (No.)
 1947 — California
 1948 — USC
 1949 — USC
 1950 — Washington State
 1951 — USC
 1952 — Oregon State
 1953 — Stanford
 1954 — Oregon
 1955 — USC
 1956 — Washington State
 1957 — California

1958 — USC
 1959 — USC
 1960 — California (So.)
 USC (So.)
 Washington State (No.)
 1961 — USC (So.)
 Washington State (No.)
 1962 — USC (So.)
 Oregon State (No.)
 1963 — USC (So.)
 Oregon State (No.)
 1964 — USC (So.)
 Oregon (No.)
 1965 — USC (So.)
 Washington State (No.)
 1966 — Stanford (So.)
 California (So.)
 Washington State (No.)
 1967 — Stanford
 1968 — USC
 1969 — UCLA
 1970 — USC
 1971 — USC
 1972 — USC
 1973 — USC
 1974 — USC
 1975 — USC
 1976 — UCLA (So.)
 Washington State (No.)
 1977 — USC
 1978 — USC
 1979 — UCLA
 1980 — Arizona
 California
 1981 — Arizona State
 1982 — Arizona State
 1983 — Oregon State (No.)
 Stanford (So.)
 1984 — Arizona State (So.)
 Washington State (No.)
 Portland State (No.)
 1985 — Stanford (So.)
 Washington State (No.)
 1986 — UCLA (So.)
 Oregon State (No.)
 1987 — Stanford (So.)
 Washington State (No.)
 1988 — Arizona State (So.)
 Washington State (No.)
 1989 — Arizona (So.)
 Washington State (No.)
 1990 — Stanford (So.)
 Washington State (No.)
 1991 — USC (So.)
 Washington State (No.)
 1992 — Arizona (So.)
 Washington (No.)
 1993 — Arizona State (So.)
 Washington (No.)
 1994 — Stanford (So.)
 Oregon State (No.)
 1995 — USC (So.)
 Washington State (No.)
 1996 — USC (So.)
 Washington (No.)
 1997 — Washington
 1998 — Washington
 1999 — Stanford
 2000 — Arizona State
 Stanford
 UCLA
 2001 — USC
 2002 — USC
 2003 — Stanford
 2004 — Stanford

2005 — Oregon State
 2006 — Oregon State
 2007 — Arizona State
 2008 — Arizona State
 2009 — Arizona State
 2010 — Arizona State
 2011 — UCLA
 2012 — Arizona
 UCLA
 2013 — Oregon State
 2014 — Oregon State
 2015 — UCLA
 2016 — Utah
 2017 — Oregon State

BASKETBALL

1915-16 — Oregon State
 California
 1916-17 — Washington State
 1918-19 — Oregon
 1919-20 — Stanford
 1920-21 — Stanford
 California
 1921-22 — Idaho
 1922-23 — Idaho
 1923-24 — California
 1924-25 — California
 1925-26 — California
 1926-27 — California
 1927-28 — USC
 1928-29 — California
 1929-30 — USC
 1930-31 — Washington
 1931-32 — California
 1932-33 — Oregon State
 1933-34 — Washington
 1934-35 — USC
 1935-36 — Stanford
 1936-37 — Stanford
 1937-38 — Stanford
 1938-39 — Oregon
 1939-40 — USC
 1940-41 — Washington State
 1941-42 — Stanford
 1942-43 — Washington
 1943-44 — Washington
 California
 1944-45 — Oregon
 UCLA
 1945-46 — California
 1946-47 — Oregon State
 1947-48 — Washington
 1948-49 — Oregon State
 1949-50 — UCLA
 1950-51 — Washington
 1951-52 — UCLA
 1952-53 — Washington
 1953-54 — USC
 1954-55 — Oregon State
 1955-56 — UCLA
 1956-57 — California
 1957-58 — Oregon State
 California
 1958-59 — California
 1959-60 — California
 1960-61 — USC
 1961-62 — UCLA
 1962-63 — Stanford
 UCLA
 1963-64 — UCLA
 1964-65 — UCLA
 1965-66 — Oregon State
 1966-67 — UCLA
 1967-68 — UCLA
 1968-69 — UCLA

1969-70 — UCLA
 1970-71 — UCLA
 1971-72 — UCLA
 1972-73 — UCLA
 1973-74 — UCLA
 1974-75 — UCLA
 1975-76 — UCLA
 1976-77 — UCLA
 1977-78 — UCLA
 1978-79 — UCLA
 1979-80 — Oregon State
 1980-81 — Oregon State
 1981-82 — Oregon State
 1982-83 — UCLA
 1983-84 — Oregon State
 Washington
 1984-85 — USC
 Washington
 1985-86 — Arizona
 1986-87 — UCLA
 1987-88 — Arizona
 1988-89 — Arizona
 1989-90 — Arizona
 Oregon State
 1990-91 — Arizona
 1991-92 — UCLA
 1992-93 — Arizona
 1993-94 — Arizona
 1994-95 — UCLA
 1995-96 — UCLA
 1996-97 — UCLA
 1997-98 — Arizona
 1998-99 — Stanford
 1999-00 — Arizona
 Stanford
 2000-01 — Stanford
 2001-02 — Arizona
 2002-03 — Arizona
 2003-04 — Stanford
 2004-05 — Washington
 2005-06 — UCLA
 2006-07 — UCLA
 2007-08 — UCLA
 2008-09 — Washington
 2009-10 — California
 2010-11 — Arizona
 2011-12 — Washington
 2012-13 — UCLA
 2013-14 — Arizona
 2014-15 — Arizona
 2015-16 — Oregon
 2016-17 — Arizona
 Oregon

1987 — Arizona
 1988 — Oregon
 1989 — Oregon
 1990 — Oregon
 1991 — Arizona
 1992 — Oregon
 1993 — Washington
 1994 — Washington
 1995 — Oregon
 1996 — Stanford
 1997 — Stanford
 1998 — Stanford
 1999 — Arizona
 2000 — Stanford
 2001 — Stanford
 2002 — Stanford
 2003 — Stanford
 2004 — Stanford
 2005 — Stanford
 2006 — Oregon
 2007 — Oregon
 2008 — Oregon
 2009 — Stanford
 2010 — Stanford
 2011 — Colorado
 2012 — Colorado
 2013 — Colorado
 2014 — Colorado
 2015 — Colorado
 2016 — Colorado

FOOTBALL

1916 — Washington
 1917 — Washington State
 1918 — California
 1919 — Washington
 Oregon
 1920 — California
 1921 — California
 1922 — California
 1923 — California
 1924 — Stanford
 1925 — Washington
 1926 — Stanford
 1927 — USC
 Stanford
 1928 — USC
 1929 — USC
 1930 — Washington State
 1931 — USC
 1932 — USC
 1933 — Oregon
 Stanford
 1934 — Stanford
 1935 — California
 Stanford
 UCLA
 1936 — Washington
 1937 — California
 1938 — California
 USC
 1939 — USC
 1940 — Stanford
 1941 — Oregon State
 1942 — UCLA
 1943 — USC
 1944 — USC
 1945 — USC
 1946 — UCLA
 1947 — USC
 1948 — Oregon
 California
 1949 — California
 1950 — California
 1951 — Stanford

CROSS COUNTRY

1957 — Idaho
 1958 — USC
 1969 — Oregon
 1970 — Oregon
 1971 — Washington State
 1972 — Washington State
 1973 — Oregon
 1974 — Washington State
 1975 — Washington State
 1976 — Oregon
 1977 — Oregon
 1978 — Oregon
 1979 — Oregon
 1980 — UCLA
 1981 — UCLA
 1982 — Oregon
 1983 — Arizona
 1984 — Arizona
 1985 — Stanford
 1986 — Arizona

ALL-TIME PAC-12 CHAMPIONSHIPS BY SPORT » MEN'S SPORTS

1952 — USC
 1953 — UCLA
 1954 — UCLA
 1955 — UCLA
 1956 — Oregon State
 1957 — Oregon State
 Oregon
 1958 — California
 1959 — Washington
 USC
 UCLA
 1960 — Washington
 1961 — UCLA
 1962 — USC
 1963 — Washington
 1964 — Oregon State
 USC
 1965 — UCLA
 1966 — USC
 1967 — USC
 1968 — USC
 1969 — USC
 1970 — Stanford
 1971 — Stanford
 1972 — USC
 1973 — USC
 1974 — USC
 1975 — UCLA
 California
 1976 — USC
 1977 — Washington
 1978 — USC
 1979 — USC
 1980 — Washington
 1981 — Washington
 1982 — UCLA
 1983 — UCLA
 1984 — USC
 1985 — UCLA
 1986 — Arizona State
 1987 — USC
 UCLA
 1988 — USC
 1989 — USC
 1990 — Washington
 1991 — Washington
 1992 — Washington
 Stanford
 1993 — UCLA
 Arizona
 USC
 1994 — Oregon
 1995 — USC
 Washington
 1996 — Arizona State
 1997 — Washington State
 UCLA
 1998 — UCLA
 1999 — Stanford
 2000 — Oregon
 Oregon State
 Washington
 2001 — Oregon
 2002 — USC
 Washington State
 2003 — USC
 2004 — USC^
 2005 — USC^
 2006 — USC
 California
 2007 — USC
 Arizona State
 2008 — USC
 2009 — Oregon

2010 — Oregon
 2011 — Oregon
 2012 — Stanford
 2013 — Stanford
 2014 — Oregon
 2015 — Stanford
 2016 — Washington

GOLF

1958 — USC
 1959 — Oregon
 1960 — Stanford
 1961 — Washington
 1962 — USC
 1963 — Washington
 1964 — USC
 1965 — USC
 1966 — USC
 1967 — USC
 1968 — Stanford
 1969 — USC
 1970 — Stanford
 1971 — USC
 1972 — USC
 1973 — USC
 1974 — Stanford
 1975 — USC
 1976 — USC (So.)
 Oregon (No.)

1977 — Stanford (So.)
 Oregon (No.)

1978 — USC
 1979 — Arizona State
 1980 — USC
 1981 — Arizona State
 1982 — UCLA
 1983 — UCLA
 1984 — USC
 1985 — UCLA
 1986 — USC
 1987 — Arizona
 1988 — Washington
 1989 — Arizona State
 1990 — Arizona State
 1991 — Arizona
 1992 — Stanford
 1993 — Arizona State
 1994 — Stanford
 1995 — Arizona State
 1996 — Arizona State
 1997 — Arizona State
 1998 — Arizona State
 1999 — Arizona State
 2000 — Arizona State
 2001 — USC
 2002 — USC
 2003 — UCLA
 2004 — Arizona
 2005 — Washington
 2006 — UCLA
 2007 — USC
 2008 — Arizona State
 2009 — Washington
 2010 — Washington
 2011 — USC
 2012 — California
 2013 — California
 2014 — Stanford
 2015 — Stanford
 2016 — Stanford
 2017 — Oregon

GYMNASTICS

1961 — California
 1962 — California
 USC
 1963 — Washington
 1964 — Washington
 1965 — Washington
 1966 — California
 1967 — UCLA
 1968 — California
 1969 — California
 1970 — California
 1971 — California
 1972 — California
 1973 — California
 1974 — California
 1975 — California
 1976 — California
 1977 — Oregon
 1978 — Oregon
 1979 — Oregon
 1980 — Oregon
 1981 — UCLA
 1982 — UCLA
 1983 — UCLA
 1984 — UCLA
 1985 — Arizona State
 1986 — UCLA
 1987 — California
 1988 — UCLA
 1989 — UCLA
 1990 — Stanford
 1991 — UCLA
 1992 — Stanford

ROWING

1960 — California
 1961 — Washington
 1962 — Washington
 1963 — Washington
 1964 — California
 1965 — Washington
 1966 — Washington
 1967 — UCLA
 1968 — Washington
 1969 — Washington
 1970 — UCLA
 1971 — Washington
 1972 — Washington
 1973 — Washington
 1974 — Washington
 1975 — Washington
 1976 — Washington
 1977 — Washington
 1978 — Washington
 1979 — California
 1980 — Washington
 1981 — Washington
 1982 — California
 1983 — Washington
 1984 — Washington
 1985 — Washington
 1986 — California
 1987 — UCLA
 1988 — UCLA
 1989 — UCLA
 1990 — Washington
 1991 — Washington
 1992 — Washington
 1993 — Washington
 1994 — California
 1995 — Washington
 1996 — Washington
 1997 — Washington

1998 — California
 1999 — California
 2000 — California
 2001 — California
 2002 — California
 2003 — California
 2004 — Washington
 2005 — California
 2006 — California
 2007 — Washington
 2008 — Washington
 2009 — California
 2010 — Washington
 2011 — Washington
 2012 — Washington
 2013 — Washington
 2014 — Washington
 2015 — Washington
 2016 — California
 2017 — Washington

SOCCER

2000 — Washington
 2001 — Stanford
 2002 — UCLA
 2003 — UCLA
 2004 — UCLA
 2005 — UCLA
 2006 — California
 2007 — California
 2008 — UCLA
 2009 — UCLA
 2010 — California
 2011 — UCLA
 2012 — UCLA
 2013 — Washington
 2014 — Stanford
 2015 — Stanford
 2016 — Stanford

SWIMMING

1928 — USC
 1929 — Stanford
 1930 — Stanford
 1931 — Stanford
 1932 — Stanford
 1933 — Stanford
 1934 — Washington
 1935 — USC (So.)
 Oregon (No.)
 1936 — USC (So.)
 Oregon (No.)
 1937 — Stanford (So.)
 Oregon (No.)
 1938 — Stanford (So.)
 Oregon State (No.)
 1939 — USC (So.)
 Washington (No.)
 1940 — USC (So.)
 Washington (No.)
 1941 — California (So.)
 Washington (No.)
 1942 — USC (So.)
 Oregon (No.)
 1943 — Washington
 1946 — Stanford (So.)
 Washington (No.)
 1947 — Stanford (So.)
 Washington (No.)
 1948 — Stanford (So.)
 Washington (No.)
 1949 — USC (So.)
 Washington (No.)
 1950 — Stanford (So.)

Washington State (No.)
 1951 — Stanford (So.)
 Washington (No.)
 1952 — Stanford (So.)
 Washington (No.)
 1953 — Stanford (So.)
 Washington (No.)
 1954 — Stanford (So.)
 Washington (No.)
 1955 — Stanford (So.)
 Washington (No.)
 1956 — Stanford (So.)
 Washington (No.)
 1957 — Stanford (So.)
 Oregon State (No.)
 1958 — Stanford (So.)
 Washington (No.)
 1959 — Stanford (So.)
 Washington (No.)
 1961 — USC
 1962 — USC
 1963 — USC
 1964 — USC
 1965 — USC
 1966 — USC
 1967 — USC
 1968 — USC
 1969 — USC
 1970 — UCLA
 1971 — UCLA
 1972 — USC
 1973 — USC
 1974 — USC
 1975 — USC
 1976 — USC (So.)
 Washington (No.)
 1977 — USC (So.)
 Washington (No.)
 1978 — USC (So.)
 Washington (No.)
 1979 — USC
 1980 — California
 1981 — California
 1982 — Stanford
 1983 — Stanford
 1984 — Stanford
 1985 — Stanford
 1986 — Stanford
 1987 — Stanford
 1988 — Stanford
 1989 — Stanford
 1990 — Stanford
 1991 — Stanford
 1992 — Stanford
 1993 — Stanford
 1994 — Stanford
 1995 — Stanford
 1996 — Stanford
 1997 — Stanford
 1998 — Stanford
 1999 — Stanford
 2000 — Stanford
 2001 — Stanford
 2002 — Stanford
 2003 — Stanford
 2004 — Stanford
 2005 — Stanford
 2006 — Stanford
 2007 — Stanford
 2008 — Stanford
 2009 — Stanford
 2010 — Stanford
 2011 — Stanford
 2012 — Stanford

ALL-TIME PAC-12 CHAMPIONSHIPS BY SPORT » MEN'S SPORTS

2013 — California
 2014 — California
 2015 — USC
 2016 — Stanford
 2017 — Stanford

TENNIS

1928 — Stanford
 1929 — Stanford
 1930 — California
 1931 — Stanford
 1932 — UCLA
 1933 — California
 Stanford
 1934 — USC
 1935 — Stanford
 1936 — USC
 1937 — California
 1938 — USC (So.)
 Washington (No.)
 1939 — California (So.)
 Washington (No.)
 1940 — USC (So.)
 Washington (No.)
 1941 — USC (So.)
 Washington (No.)
 1942 — Stanford (So.)
 Washington (No.)
 1943 — USC (So.)
 Washington (No.)
 1944 — USC
 1945 — UCLA
 1946 — USC (So.)
 Washington (No.)
 1947 — UCLA (So.)
 USC (So.)
 Washington (No.)
 1948 — UCLA (So.)
 USC (So.)
 Washington (No.)
 1949 — UCLA (So.)
 USC (So.)
 Washington (No.)
 1950 — USC (So.)
 Washington (No.)
 1951 — UCLA (So.)
 Washington (No.)
 1952 — California (So.)
 UCLA (So.)
 Washington (No.)
 1953 — California (So.)
 Washington (No.)
 1954 — UCLA (So.)
 Washington (No.)
 1955 — USC (So.)
 Washington (No.)
 1956 — UCLA (So.)
 Washington (No.)
 1957 — UCLA (So.)
 USC (So.)
 Washington (No.)
 1958 — UCLA
 1959 — UCLA
 1960 — UCLA
 1961 — UCLA
 1962 — USC
 1963 — USC
 1964 — USC
 1965 — UCLA
 1966 — USC
 1967 — USC
 1968 — USC
 1969 — UCLA
 1970 — UCLA
 1971 — UCLA

1972 — Stanford
 1973 — UCLA
 1974 — Stanford
 1975 — UCLA
 1976 — UCLA (So.)
 Washington (No.)
 1977 — UCLA (So.)
 Washington (No.)
 1978 — Stanford (So.)
 Washington (No.)
 1979 — Stanford (So.)
 Washington (No.)
 1980 — Stanford (So.)
 USC (So.)
 Washington (No.)
 1981 — UCLA (So.)
 Washington (No.)
 1982 — UCLA (So.)
 Washington (No.)
 1983 — Stanford (So.)
 Washington (No.)
 1984 — USC (So.)
 Washington (No.)
 1985 — UCLA (So.)
 Washington (No.)
 1986 — UCLA (So.)
 Washington (No.)
 1987 — USC (So.)
 Washington (No.)
 1988 — Stanford (So.)
 Washington (No.)
 1989 — UCLA (So.)
 Washington (No.)
 1990 — UCLA (So.)
 Washington (No.)
 1991 — USC (So.)
 Washington (No.)
 1992 — USC (So.)
 Washington (No.)
 1993 — USC (So.)
 Washington (No.)
 1994 — USC (So.)
 Washington (No.)
 1995 — Stanford (So.)
 Washington (No.)
 1996 — UCLA (So.)
 Washington (No.)
 1997 — Stanford (So.)
 Washington (No.)
 1998 — Stanford
 1999 — Stanford
 UCLA
 2000 — Stanford
 2001 — Stanford
 2002 — UCLA
 2003 — Stanford
 2004 — UCLA
 USC
 2005 — UCLA
 Washington
 2006 — Stanford
 UCLA
 2007 — UCLA
 2008 — USC
 2009 — UCLA
 2010 — Stanford
 USC
 2011 — USC
 2012 — USC
 2013 — UCLA
 2014 — USC
 2015 — Stanford
 USC
 2016 — Stanford
 2017 — UCLA

TRACK & FIELD

1919 — California
 1920 — California
 1921 — Washington
 1922 — Washington
 1923 — California
 1924 — Oregon
 1925 — Stanford
 1926 — Stanford
 1927 — Stanford
 1928 — Washington
 1929 — USC
 1930 — USC (So.)
 Washington (No.)
 1931 — USC (So.)
 Washington (No.)
 1932 — USC (So.)
 Washington (No.)
 1933 — Washington State
 1934 — Oregon
 1935 — USC (So.)
 Washington (No.)
 1936 — USC
 1937 — USC
 1938 — USC
 1939 — USC
 1940 — USC
 1941 — USC
 1942 — USC
 1943 — Washington
 1944 — USC
 1945 — USC
 1946 — Oregon State
 1947 — Washington
 1948 — USC
 1949 — USC
 1950 — USC
 1951 — USC
 1952 — USC
 1953 — USC
 1954 — USC
 1955 — USC
 1956 — UCLA
 1957 — USC
 1958 — USC
 1959 — USC
 1960 — USC
 1961 — USC
 1962 — USC
 1963 — USC
 1964 — USC
 1965 — Oregon
 1966 — UCLA
 1967 — Oregon
 1968 — USC
 1969 — UCLA
 1970 — UCLA
 1971 — UCLA
 1972 — USC
 1973 — UCLA
 1974 — USC
 1975 — USC
 1976 — USC
 1977 — USC
 1978 — USC
 1979 — Oregon
 1980 — UCLA
 1981 — Arizona State
 1982 — UCLA
 1983 — Washington State
 1984 — Washington State
 1985 — Washington State
 1986 — Oregon
 1987 — UCLA
 1988 — UCLA

1989 — UCLA
 1990 — Oregon
 1991 — Washington State
 1992 — UCLA
 1993 — UCLA
 1994 — UCLA
 1995 — UCLA
 1996 — UCLA
 1997 — USC
 1998 — UCLA
 1999 — USC
 2000 — USC
 2001 — Stanford
 2002 — Stanford
 2003 — Oregon
 2004 — UCLA
 2005 — Oregon
 2006 — USC
 2007 — Oregon
 2008 — Oregon
 2009 — Oregon
 2010 — Oregon
 2011 — Oregon
 2012 — Oregon
 2013 — Oregon
 2014 — Oregon
 2015 — Oregon
 2016 — Oregon
 2017 — Oregon

WATER POLO

1960 — California
 1961 — California
 USC
 1962 — USC
 1963 — USC
 1964 — USC
 UCLA
 Stanford
 1965 — UCLA
 1966 — UCLA
 1967 — UCLA
 1968 — UCLA
 1969 — UCLA
 1970 — UCLA
 1971 — UCLA
 1972 — UCLA
 1973 — California
 1974 — UCLA
 1975 — California
 UCLA
 Stanford
 1976 — Stanford
 1977 — Stanford
 1978 — Stanford
 1979 — California
 1980 — Stanford
 California
 1981 — Stanford
 1982 — Stanford
 1983 — California
 1984 — Stanford
 1985 — Stanford
 1986 — Stanford
 1987 — California
 1988 — California
 1989 — California
 1990 — California
 1991 — California
 1992 — California

WRESTLING

1963 — Washington State
 1964 — UCLA
 1965 — Oregon State
 1966 — Oregon State
 1967 — Oregon State
 1968 — Oregon State
 1969 — Oregon State
 1970 — Oregon State
 1971 — Washington
 1972 — Washington
 Oregon State
 1973 — Oregon State
 1974 — Washington
 1975 — Oregon
 1976 — Oregon State
 1977 — Oregon State
 1978 — Oregon State
 1979 — Oregon State
 1980 — Arizona State
 1981 — Oregon
 1982 — Oregon
 1983 — Oregon State
 1984 — Oregon State
 1985 — Arizona State
 1986 — Arizona State
 1987 — Arizona State
 1988 — Arizona State
 1989 — Arizona State
 1990 — Arizona State
 1991 — Arizona State
 1992 — Oregon State
 1993 — Arizona State
 1994 — Oregon State
 1995 — Arizona State
 1996 — Cal State Bakersfield
 1997 — Arizona State
 1998 — Arizona State
 1999 — Boise State
 2000 — Boise State
 2001 — Arizona State
 2002 — Boise State
 2003 — Arizona State
 2004 — Boise State
 2005 — Arizona State
 2006 — Arizona State
 2007 — Oregon State
 2008 — Boise State
 2009 — Boise State
 2010 — Oregon State
 2011 — Boise State
 2012 — Oregon State
 2013 — Oregon State
 2014 — Oregon State
 2015 — Oregon State
 2016 — Oregon State
 2017 — Arizona State

ALL-TIME PAC-12 CHAMPIONSHIPS BY SPORT » WOMEN'S SPORTS

BASKETBALL

1986-87 — USC
 1987-88 — Washington
 1988-89 — Stanford
 1989-90 — Stanford
 Washington
 1990-91 — Stanford
 1991-92 — Stanford
 1992-93 — Stanford
 1993-94 — USC
 1994-95 — Stanford
 1995-96 — Stanford
 1996-97 — Stanford
 1997-98 — Stanford
 1998-99 — UCLA
 Oregon
 1999-00 — Oregon
 2000-01 — Arizona State
 Stanford
 Washington
 2001-02 — Stanford
 2002-03 — Stanford
 2003-04 — Arizona
 Stanford
 2004-05 — Stanford
 2005-06 — Stanford
 2006-07 — Stanford
 2007-08 — Stanford
 2008-09 — Stanford
 2009-10 — Stanford
 2010-11 — Stanford
 2011-12 — Stanford
 2012-13 — California
 Stanford
 2013-14 — Stanford
 2014-15 — Oregon State
 2014-15 — Arizona State
 Oregon State
 2015-16 — Oregon State

BEACH VOLLEYBALL

2016 — USC
 2017 — USC

CROSS COUNTRY

1986 — Oregon
 1987 — Oregon
 1988 — Oregon
 1989 — Washington
 1990 — Oregon
 1991 — Oregon
 1992 — Oregon
 1993 — Stanford
 1994 — Stanford
 1995 — Oregon
 1996 — Stanford
 1997 — Stanford
 1998 — Stanford
 1999 — Stanford
 2000 — Stanford
 2001 — Stanford
 2002 — Stanford
 2003 — Stanford
 2004 — Stanford
 2005 — Stanford
 2006 — Stanford
 2007 — Stanford
 2008 — Washington
 2009 — Washington
 2010 — Stanford
 2011 — Colorado
 2012 — Oregon
 2013 — Arizona
 2014 — Oregon

2015 — Colorado
 2016 — Colorado

GOLF

1987 — Arizona State
 1988 — Arizona State
 1989 — USC
 1990 — UCLA
 1991 — UCLA
 1992 — Arizona
 1993 — Arizona State
 1994 — Arizona State
 1995 — Arizona State
 1996 — Arizona State
 1997 — Arizona
 1998 — Arizona
 1999 — Stanford
 2000 — Arizona
 2001 — Arizona
 2002 — Arizona
 2003 — California
 2004 — UCLA
 2005 — UCLA
 2006 — UCLA
 2007 — Arizona State
 2008 — USC
 2009 — Arizona State
 2010 — Arizona
 2011 — USC
 2012 — California
 2013 — USC
 2014 — Stanford
 2015 — Arizona
 2016 — USC
 2017 — UCLA

GYMNASTICS

1987 — UCLA
 1988 — UCLA
 1989 — UCLA
 1990 — UCLA
 1991 — Oregon State
 1992 — Oregon State
 1993 — UCLA
 1994 — Oregon State
 1995 — UCLA
 1996 — Oregon State
 1997 — UCLA
 1998 — Stanford
 1999 — UCLA
 2000 — UCLA
 2001 — Stanford
 2002 — UCLA
 2003 — UCLA
 2004 — Stanford
 2005 — UCLA
 2006 — Stanford
 2007 — UCLA
 2008 — Stanford
 2009 — UCLA
 2010 — UCLA
 2011 — Oregon State
 2012 — UCLA
 2013 — Oregon State
 2014 — Utah
 2015 — Utah
 2016 — UCLA
 2017 — Utah

ROWING

1987 — Washington
 1988 — Washington
 1989 — Washington
 1990 — UCLA
 1991 — UCLA
 1992 — Washington
 1993 — Washington
 1994 — California
 1995 — Washington
 1996 — Washington
 1997 — Washington
 1998 — Washington
 1999 — Washington
 2000 — Washington
 2001 — Washington
 2002 — Washington
 2003 — Washington
 2004 — California
 2005 — California
 2006 — California
 2007 — USC
 2008 — California
 2009 — California
 2010 — California
 2011 — California
 2012 — California
 2013 — California
 2014 — Stanford
 2015 — California
 2016 — California
 2017 — Washington

SOCCER

1993 — Stanford
 1994 — None
 1995 — Stanford
 1996 — Stanford
 1997 — UCLA
 1998 — UCLA
 USC
 California
 1999 — Stanford
 2000 — Washington
 2001 — UCLA
 2002 — Stanford
 2003 — UCLA
 2004 — UCLA
 2005 — UCLA
 2006 — UCLA
 2007 — UCLA
 2008 — UCLA
 2009 — Stanford
 2010 — Stanford
 2011 — Stanford
 2012 — Stanford
 2013 — UCLA
 2014 — UCLA
 2015 — Stanford
 2016 — Stanford

SOFTBALL

1987 — California
 1988 — UCLA
 1989 — UCLA
 1990 — UCLA
 1991 — UCLA
 1992 — Arizona
 1993 — UCLA
 1994 — Arizona
 1995 — Arizona
 1996 — Washington
 1997 — Arizona
 1998 — Arizona
 1999 — UCLA
 2000 — Washington
 2001 — Arizona
 2002 — UCLA
 2003 — Arizona
 2004 — Arizona
 2005 — Arizona
 California
 Oregon State
 Stanford
 2006 — UCLA
 2007 — Arizona
 2008 — Arizona State
 2009 — UCLA
 2010 — Washington
 2011 — Arizona State
 2012 — California
 2013 — Oregon
 2014 — Oregon
 2015 — Oregon
 2016 — Oregon
 2017 — Arizona

SWIMMING

1987 — Stanford
 1988 — Stanford
 1989 — Stanford
 1990 — Stanford
 1991 — Stanford
 1992 — Stanford
 1993 — Stanford
 1994 — Stanford
 1995 — Stanford
 1996 — Stanford
 1997 — Stanford
 1998 — Stanford
 1999 — Stanford
 2000 — Arizona
 2001 — UCLA
 2002 — Stanford
 2003 — UCLA
 2004 — Stanford
 2005 — Stanford
 2006 — Arizona
 2007 — Arizona
 2008 — Arizona
 2009 — California
 2010 — Stanford
 2011 — Stanford
 2012 — California
 2013 — Stanford
 2014 — California
 2015 — California
 2016 — USC
 2017 — Stanford

TENNIS

1987 — California (So.)
 Washington (No.)
 1988 — Stanford (So.)
 Washington (No.)
 1989 — Stanford (So.)
 Washington (No.)
 1990 — Stanford (So.)
 Washington (No.)
 1991 — Stanford (So.)
 Washington (No.)
 1992 — Stanford (So.)
 Washington (No.)
 1993 — Stanford (So.)
 Washington (No.)
 1994 — Stanford (So.)
 Washington (No.)
 1995 — Stanford (So.)
 Washington State (No.)
 1996 — Stanford (So.)
 Washington State (No.)
 1997 — Stanford (So.)
 Washington (No.)
 1998 — Stanford
 1999 — Stanford
 2000 — Stanford
 2001 — Stanford
 2002 — Stanford
 2003 — Stanford
 2004 — Stanford
 2005 — Stanford
 2006 — Stanford
 2007 — Stanford
 2008 — Stanford
 UCLA
 2009 — USC
 2010 — Stanford
 2011 — Stanford
 2012 — Stanford
 USC
 2013 — USC
 2014 — California
 2015 — USC
 2016 — UCLA
 2017 — Stanford

TRACK & FIELD

1987 — UCLA
 1988 — UCLA
 1989 — UCLA
 1990 — UCLA
 1991 — Oregon
 1992 — Oregon
 1993 — UCLA
 1994 — UCLA
 1995 — UCLA
 1996 — USC
 1997 — UCLA
 1998 — UCLA
 1999 — UCLA
 2000 — UCLA
 2001 — UCLA
 2002 — UCLA
 2003 — UCLA
 2004 — UCLA
 2005 — Stanford
 2006 — Arizona State
 2007 — Arizona State
 2008 — Arizona State
 2009 — Oregon
 2010 — Oregon
 2011 — Oregon
 2012 — Oregon
 2013 — Oregon

ALL-TIME PAC-12 CHAMPIONSHIPS BY SPORT » WOMEN'S SPORTS

2014 — Oregon
 2015 — Oregon
 2016 — Oregon
 2017 — Oregon

VOLLEYBALL

1986 — UCLA
 1987 — Stanford
 1988 — UCLA
 1989 — UCLA
 1990 — UCLA
 1991 — Stanford
 1992 — UCLA
 1993 — UCLA
 1994 — Stanford
 1995 — Stanford
 1996 — Stanford
 1997 — Stanford
 1998 — Stanford
 1999 — Stanford
 UCLA
 2000 — Arizona
 USC
 2001 — Stanford
 2002 — USC
 2003 — USC
 2004 — Washington
 2005 — Washington
 2006 — Stanford
 2007 — Stanford
 2008 — Stanford
 2009 — Stanford
 2010 — California
 Stanford
 2011 — USC
 2012 — Stanford
 2013 — Washington
 2014 — Stanford
 2015 — USC
 Washington
 2016 — Washington

