

2016-2017 MEN'S BASKETBALL MEDIA GUIDE

CONFERENCE OF CHAMPIONS





**THRILL.
RALLY.
PLAY.**



NETWORKS

WHERE CHAMPIONS PLAY



Pac-12.com

WELCOME!



LARRY SCOTT
PAC-12 COMMISSIONER

Thank you for taking the time to learn more about the Pac-12 Conference. This year marks the beginning of the Pac-12's second century, a new era of college sports in the West. As we move forward, the Pac-12 intends to exemplify the best of what a collegiate conference can do for its universities, students, alumni, and campus communities, while adhering to our strong conviction that academic and athletic excellence can and should go hand in hand.

That balance of athletic and academic achievement has come to define the Pac-12 as the "Conference of Champions®." Our conference is home to 12 of the most outstanding universities in the world and has won a total of 488 NCAA titles, by far the most of any conference in the country. As we celebrate our tradition of success on and off the field, we also strive to modernize collegiate athletics for the benefit of all student-athletes, present and future.

The most vital role of the Conference is to ensure that the 7,000 student-athletes across the Pac-12 have every possible opportunity to excel in their sport and otherwise. We are funding important research to improve student-athlete health and well-being, we have added student-athletes to the Conference's formal governance structure, and we're working with our campuses to make sure student-athletes have the time necessary to pursue all of their academic and extracurricular interests.

The Pac-12 is uniquely committed to a global vision of college sports. We're taking our unique combination of elite higher education and best-in-class athletics and exporting it around the world, while giving student-athletes the opportunity to enjoy new cultural experiences.

We are also proud to provide our student-athletes with unprecedented exposure on Pac-12 Networks, an integrated media company dedicated to telling the amazing stories of our student-athletes and universities across all of our platforms.

In addition to telling these great stories, Pac-12 Networks pushes the limit of what a wholly owned media company can do for Pac-12 schools. From televising 850 live events, to engaging fans on innovative digital platforms, to providing athletic departments sales, sponsorship, and analytics support, Pac-12 Networks provides our universities with incredible resources and flexibility in a new era of collegiate athletics.

As you can see, there are many exciting things happening on and off the field as the Pac-12 begins its second century. Like the 100 years before it, the 2016-17 academic year promises to produce magic moments, championship performances, and inspiring role models across our 23 sports. I hope you enjoy every minute of it.

Sincerely,

A handwritten signature in bright yellow ink, appearing to read "L. Scott". The signature is fluid and stylized, with a long horizontal stroke extending to the right.

Commissioner Larry Scott



ARIZONA

McKale Center
1 National Championship Drive
Tucson, AZ 85721
www.arizonawildcats.com Twitter: @APlayersProgram
Head Coach: Sean Miller..... Office: (520) 621-2430
Basketball SID: Matt Ensor..... email: mensor@email.arizona.edu
Office/Cell:(520) 621-0916/(541) 513-6627
Press Row:.....(520) 621-4334

ARIZONA STATE

Carson Student-Athlete Center
500 East Veteran's Way
Tempe, AZ 85287
www.thesundevils.com Twitter: @SunDevilHoops
Head Coach: Bobby Hurley..... Office: (480) 965-3261
Basketball SID: Doug Tammara..... email: tammara@asu.edu
Office/Cell:(480) 965-5799/(480) 734-7795
Press Row:.....(480) 965-7274/4778

CALIFORNIA

349 Haas Pavilion
Berkeley, CA 94720
www.calbears.com Twitter: @CalMensBBall
Head Coach: Cuonzo Martin..... Office: (510) 642-0361
Basketball SID: Mara Rudolph..... email: marar@berkeley.edu
Office/Cell:(510) 643-5846/(510) 384-6574
Press Row:.....(510) 642-3098

COLORADO

378 UCB
Boulder, CO 80309
www.cubuffs.com Twitter: @CUBuffsMBB
Head Coach: Tad Boyle..... Office: (303) 492-6877
Basketball SID: Troy Andre..... email: troy.andre@colorado.edu
Office/Cell:(303) 492-4672/(303) 903-3654
Press Row:.....(303) 492-1552

OREGON

2727 Leo Harris Parkway
Eugene, OR 97401
www.goducks.com Twitter: @OregonMBB
Head Coach: Dana Altman..... Office: (541) 346-4346
Basketball SID: Greg Walker..... email: gswalker@uoregon.edu
Office/Cell:(541) 346-2252/(541) 954-8775
Press Row:.....(541) 346-4497

OREGON STATE

209 Gill Coliseum
Corvallis, OR 97331
www.osubeavers.com Twitter: @oregonstatemb
Head Coach: Wayne Tinkle..... Office: (541) 737-2076
Basketball SID: Shawn Schoeffler..... email: shawn.schoeffler@oregonstate.edu
Office/Cell:(541) 737-8898/(541) 231-1430
Press Row:.....(541) 737-3020

STANFORD

Arrillaga Family Sports Center
Stanford, CA 94305
www.gostanford.com Twitter: @stanfordbball
Head Coach: Jerod Haase..... Office: (650) 723-0562
Basketball SID: Doug Drabik..... email: ddrabik@stanford.edu
Office/Cell:(650) 683-5528
Press Row:.....(650) 200-9513

UCLA

Morgan Center
325 Westwood Plaza
Los Angeles, CA 90024
www.uclabruins.com Twitter: @UCLAMBB
Head Coach: Steve Alford..... Office: (310) 206-6276
Basketball SID: Alex Timiraos..... email: atimiraos@athletics.ucla.edu
Office/Cell:(310) 206-0524/(310) 847-9231
Press Row:.....(310) 825-1899

USC

Heritage Hall 103
Los Angeles, CA 90089-0602
www.usctrojans.com Twitter: @usc_hoops
Head Coach: Andy Enfield..... Office: (213) 740-3815
Basketball SID: David Tuttle..... email: davidtut@usc.edu
Office/Cell:(213) 740-3806/(213) 725-3102
Press Row:.....(213) 740-3900

UTAH

1825 E. South Campus Drive
Salt Lake City, UT 84112
www.utahutes.com Twitter: @Runnin_Utes
Head Coach: Larry Krystkowiak..... Office: (801) 581-5451
Basketball SID: Dameon Myres..... email: dmyres@huntsman.utah.edu
Office/Cell:(801) 587-7298/(801) 201-4834
Press Row:.....(801) 581-6657

WASHINGTON

202 Graves Building
Seattle, WA 98195
www.gohuskies.com Twitter: @UW_MBB
Head Coach: Lorenzo Romar..... Office: (206) 543-5260
Basketball SID: Ashley Walker..... email: awalker1@uw.edu
Office/Cell:(206) 240-3899
Press Row:.....(206) 543-2230

WASHINGTON STATE

Bohler Athletic Complex, Room 195
Pullman, WA 99164-1610
www.wsucougars.com Twitter: @WSUMensHoops
Head Coach: Ernie Kent..... Office: (509) 335-0240
Basketball SID: Jessica Holmes..... email: jessica_schmick@wsu.edu
Office/Cell:(509) 335-0255/(509) 781-0550
Press Row:.....(509) 335-4940

PAC-12 CONFERENCE

360 3rd Street, 3rd Floor, San Francisco, CA 94107
Phone/Fax: (415) 580-4200/(415) 549-2829
Website..... www.pac-12.com

Communications Department

Danette Leighton, Chief Marketing Officer..... dleighton@pac-12.org
Dave Hirsch, Vice President, Communications..... dhirsch@pac-12.org/Cell: (415) 370-7112
Erik Hardenbergh, Vice President, Public Affairs..... ehardenbergh@pac-12.org
Natalia Ciccone, Assistant Commissioner, Communications..... nciccone@pac-12.org
Jesse Hooker, Director, Communications (men's basketball contact)..... jhooker@pac-12.org/Cell: (607) 329-3925
Liz Beadle, Specialist, Public Affairs..... lbeadle@pac-12.org
Molly Babcock, Communications Fellow (men's basketball contact)..... mbabcock@pac-12.org/Cell: (949) 697-2520
Kasey Carlson, Communications Fellow..... kcarlson@pac-12.org
Wendy Heredia, Marketing & Communications Senior Administrative Assistant..... wheredia@pac-12.org



PAC-12 CONFERENCE

360 3rd Street, 3rd Floor
 San Francisco, CA 94107
 Office: (415) 580-4200
www.pac-12.com // @pac12

Commissioner: Lawrence G. Scott
Deputy Commissioner/Chief Operating Officer: Jamie Zaninovich
General Counsel, Senior Vice President of Business Affairs: Woodie Dixon
Chief Marketing Officer: Danette Leighton
Chief Financial Officer: Ron McQuate
Senior Associate Commissioner/Senior Woman Administrator: Gloria Nevarez
Senior Vice President, Public Affairs: Erik Hardenbergh
Associate Commissioner, Governance & Enforcement: Ron Barker
Associate Commissioner, Sports Management: Chris Dawson
Associate Commissioner, Sports Management and Championships: Chris Grant
Associate Commissioner, Television: Duane Lindberg
Associate Commissioner, Compliance: Erik Price
Associate Commissioner, Governance & Enforcement: Tammy Newman
Vice President, Officiating: David Coleman
Vice President, Communications: David Hirsch
Vice President, Operations: Will Hunter
Vice President, Marketing: Heather Vaughan
Senior Director, Human Resources: Anna Roberts
Assistant Commissioner, Communications: Natalia Ciccone
Assistant Commissioner, Compliance: Chris Merino
Assistant Commissioner, Sports Management and Championships: Cheryl Wong
Director, Communications: Jesse Hooker
Director, Business Operations: Taylor Lien
Director, Marketing: Noveen Moinpour
Director, Video Operations: Mike Ortiz
Controller: Shannon Burrow
Senior Manager, Ticket Sales: Scott Tester
Senior Manager, International: Carrie Xu
Executive Assistant to the Commissioner: In Ja Halcomb
Manager, Operations: David Lucero
Graphic Designer: Theo Mendoza
Assistant Director, Business & Finance: Lina Diaz
Assistant Director, Sports Management and Championships: Sean Harris
Specialist, Public Affairs: Liz Beadle
Coordinator, Officiating & Sports Management: Jamie Alfieri
Coordinator, Video Operations: Michael Brady
Administrative Fellow: Jamie Friderichs
Communications Fellows: Molly Babcock, Kasey Carlson
Senior Administrative Assistant: Wendy Heredia
Administrative Assistants: Meghan Cesnik, Kina Tua

MEN'S BASKETBALL ADMINISTRATION

Senior Associate Commissioner/Senior Woman Administrator/Men's Basketball: Gloria Nevarez
Coordinator of Men's Basketball Officiating: Bobby Dibler
Pac-12 Men's Basketball Tournament - Game Operations: Will Hunter
Pac-12 Men's Basketball Tournament - Media Operations: David Hirsch

COMMUNICATIONS STAFF

Vice President, Communications: David Hirsch dhirsch@pac-12.org
Vice President, Public Affairs: Erik Hardenbergh ehardenbergh@pac-12.org
Assistant Commissioner, Communications: Natalia Ciccone nciccone@pac-12.org
Director, Communications (Basketball Contact): Jesse Hooker jhooker@pac-12.org
Specialist, Public Affairs: Liz Beadle lbeadle@pac-12.org
Senior Administrative Assistant, Communications: Wendy Heredia wheredia@pac-12.org
Communications Fellow (Basketball Contact): Molly Babcock mbabcock@pac-12.org
Communications Fellow: Kasey Carlson kcarlson@pac-12.org

CREDITS: The 2016-17 Pac-12 Conference Men's Basketball Media Guide has been produced by the Pac-12 Communications Department. Written by Dave Hirsch, Jesse Hooker and Molly Babcock. Layout by Natalia Ciccone. Contributions from SID offices of Pac-12 institutions. Prepared entirely in-house with desktop publishing applications. Photos provided by Pac-12 institutions (contact institution for credit). This guide is available online at www.pac-12.com.

TABLE OF CONTENTS

PAC-12 CONFERENCE	
Conference of Champions	4-5
THE 2016-17 SEASON	
Pac-12 Notebook	7-10
Pac-12 Composite Schedule	11-13
2017 NCAA Schedule	13
Pac-12 Basketball	14
Team Previews	15-39
2017 NCAA Tournament Bracket	40
2015-2016 IN REVIEW	
Standings/Notes/Honors	42-43
Pac-12 Tournament Results	44-45
Overall/Conference Statistics	46-53
Postseason Results	54
2017 PAC-12 TOURNAMENT	
Notes/Bracket	55-57
History/Records/Hall of Honor	57-68
PAC-12 HISTORY & RECORDS	
Yearly Standings	69-78
Team vs. Team Results	79-93
Final National Polls	94-95
Team vs. Team in Rankings	96-97
NCAA/NIT/CBI History	98-108
Yearly Team Leaders	110-113
Yearly Individual Leaders	114-117
Team/Individual Records	118-119
Career Leaders	120-122
Season/Game Bests	123-125
Coaching Records	126-127
Conference Honors	128-140
National Honors	141-142
NBA Draft History	143-144
Pac-12 Conference Staff	146-150
Pac-12 and NCAA Championships	151-158
Notes	159



Dillon Brooks, Oregon

BUILT ON A FIRM FOUNDATION of academic excellence and superior athletic performance, the Pac-12 Conference renewed its undisputed claim as the Conference of Champions® in 2015-16. At the same time, its accomplishments and milestones extended beyond the fields and courts to the classrooms, and beyond its traditional geographic footprint all the way to Asia.

On the field, the Pac-12 rises above the rest, claiming an incredible 150 NCAA team titles since 1999-2000, including a nation-leading 10 in 2015-16, an average of nearly 10 championships per academic year. Even more impressive has been the breadth of the Pac-12's success, with championships coming in 29 different men's and women's sports. The Pac-12 has led or tied the nation in NCAA Championships in 51 of the last 56 years, the only exceptions being in 1980-81, 1988-89, 1990-91 and 1995-96 when the Conference finished second, and only twice finished third in 1998-99 and 2004-05.

For the 11th-consecutive year, the Pac-12 had the most or tied for the most NCAA titles of any conference in the country, winning at least six every year since 2000-01. No other conference has won double-digit NCAA crowns in a single year, the Pac-12 doing so eight times, including a record 14 in 1996-97.

Spanning nearly a century of outstanding athletics achievements, the Pac-12 was the first conference to reach 400 championships in 2010-11. With the inclusion of Colorado and Utah, the Conference surpassed another major milestone, with league teams capturing 450 titles, outdistancing the next conference by nearly 200. In all, Conference teams have won 488 NCAA Championships (295 men's, 164 women's, 29 combined).

Pac-12 members have won 295 NCAA team championships on the men's side, 77 more than the next closest conference. Men's NCAA crowns have come at a phenomenal rate for the Pac-12 - 16 basketball titles by six schools, 54 tennis titles, 47 outdoor track & field crowns, and 28 baseball titles. Pac-12 members have won 25 of 47 NCAA titles in volleyball, 42 of 47 in water polo, 29 in skiing, and 24 in swimming & diving national championships.

Individually, the Conference has produced an impressive number of NCAA individual champions. Over 2,000 (2,248) individual crowns have been won by Pac-12 student-athletes over the years with 1,352 by male student-athletes. Student-athletes have also captured 179 individual titles at combined championships (ie., skiing and fencing).

On the women's side, the story is much the same. Since the NCAA began conducting women's championships 35 years ago, Pac-12 members have claimed at least four national titles in a single season on 26 occasions, including a current streak of 16-consecutive years, dating back to 2000. Overall, the Pac-12 has captured 164 NCAA women's titles, easily outdistancing the SEC, which is second with 99. Pac-12 members have dominated a number of sports, winning 23 softball titles, 22 tennis crowns, 14 volleyball titles, 17 of the last 27 trophies in golf, and 14 in swimming & diving.

Pac-12 women student-athletes shine nationally on an individual basis, as well, having captured an unmatched 717 NCAA individual crowns, an average of over 20 championships per season.

The Pac-12's excellence is further proven in the annual Division I Learfield Sports Directors' Cup competition, the prestigious award that honors the best overall collegiate athletics programs in the country. STANFORD continued its remarkable run and won a remarkable 22nd-consecutive Directors' Cup in 2015-16 to lead the Conference. Six Pac-12 member institutions ranked among the top-15 Division I programs, and a remarkable seven institutions were in the top 25: No. 1 STANFORD, No. 4 USC, No. 6 UCLA, No. 10 OREGON No. 11 CALIFORNIA, No. 14 WASHINGTON and No. 25 ARIZONA. At least five member institutions have been ranked in the top 20 in all but one year of the Director's Cup program, with seven appearing in the top 20 on five different occasions (1998, 2001, 2003, 2005 and 2006).

2015-16 REVIEW

The Conference's 10 NCAA titles came in the form of four men's and six women's crowns. Half the membership schools claimed at least one NCAA title and, of the seven institutions in the country to have won multiples titles, three were from the Pac-12.

OREGON was one of just two teams in the nation to claim three championships, sweeping the men's and women's indoor track & field crowns for the second time in three years, then winning its first-ever title in men's golf. STANFORD and USC also took home a pair of titles each. The Cardinal extended its streak of winning a NCAA title to 40 years, holding up the national championship trophy for the first time ever in men's soccer, while also adding to its NCAA-record number of national championships in women's tennis, capturing the program's 18th all-time. USC made history winning the inaugural NCAA Beach Volleyball title, then won the women's water polo championship where three of the four semifinal teams were Pac-12 members.

WASHINGTON also won its first-ever golf title, taking home the women's crown, while UCLA, the nation's leader in all-time NCAA titles, upped its all-time national championship count to 113 after successfully defending its men's water polo title. CALIFORNIA won the women's rowing championship, ending a 10-year drought, also giving the Conference a title in the sport for the first time since 2009.

In addition to the 10 national championships, the Pac-12 also had runners-up in 11 NCAA Championship events: men's and women's cross country (COLORADO), men's gymnastics (STANFORD), skiing (COLORADO), men's swimming (CALIFORNIA), women's swimming (STANFORD), baseball (ARIZONA), women's golf (STANFORD), women's track & field (OREGON), and women's water polo (STANFORD). Overall, the Conference had 38 teams finish in the top four at 22 NCAA Championship events, including three teams in the top four in men's cross country, women's golf, and men's and women's water polo.

Participation in the postseason was a common occurrence for the Pac-12 in 2015-16. Of the 23 sports sponsored by the Conference, 19 witnessed at least half its teams participating in NCAA or other postseason action. The men sent 73 of a possible 103 teams into the postseason (70.8 percent), while the women sent 79 of a possible 115 teams (68.7 percent).

The Pac-12 had a record number of bowl bids with 10 teams participating in the postseason also producing a 6-4 record, tying the Conference record for bowl wins in a season. Conference Champion STANFORD turned in a convincing 45-16 victory in the Rose Bowl to cap the Pac-12's history-making season. 2015 marked the third-straight year the Pac-12 has sent at least eight teams to bowl games. A record nine teams boasted winning records, besting the previous record of eight the previous three years, with 10 squads notching at least six victories. The Cardinal extended the Pac-12 North's undefeated streak to five, defeating Pac-12 South Champion USC, 41-22, in the Pac-12 Football Championship Game at Levi's Stadium in Santa Clara, Calif. While the Trojans lost a two-point heartbreaker in the Holiday Bowl, ARIZONA (New Mexico), CALIFORNIA (Armed Forces), UTAH (Royal Purple Las Vegas), WASHINGTON (Heart of Dallas Bowl) and WASHINGTON STATE (Hyundai Sun Bowl) each earned wins, along with the Cardinal. ARIZONA STATE (Motel 6 Cactus Bowl), OREGON (Valero Alamo Bowl) and UCLA (Foster Farm Bowl) all took part in bowl games, as well.

Eight Pac-12 men's basketball teams earned postseason bids, including a Pac-12-record seven NCAA Tournament bids. OREGON captured the regular-season crown then followed up claiming the Pac-12 Tournament title at the MGM Garden Grand Arena in Las Vegas. The Ducks advanced to the NCAA Elite Eight, making the Pac-12 the only conference to advance that far in each of the last three years. UO was joined by ARIZONA, CALIFORNIA, COLORADO, OREGON STATE, USC and UTAH in the Big Dance. WASHINGTON represented the Conference in the NIT, advancing to the second round.



PAC-12 CONFERENCE HISTORY

Pac-12 women's basketball had its most competitive and historic season during the Conference's Centennial. The season was capped by OREGON STATE and WASHINGTON advancing to the NCAA Women's Final Four, the first-ever appearances by both teams and also the first time ever the Pac-12 had two representatives in the national semifinal. The Conference won a record 14 NCAA Tournament games, advancing four teams to the Sweet 16 and three to the Elite Eight, both also firsts for the Conference. OSU earned a share of the Pac-12 regular-season crown with ARIZONA STATE, the Beavers eventually capturing their first-ever Pac-12 Tournament title as the No. 1 seed at KeyArena in Seattle. ASU, STANFORD and UCLA nabbing NCAA Tournament berths with all but the Huskies earning the right to host first- and second-round games. OREGON and UTAH combined for six WNIT wins, giving the Pac-12 20 postseason victories, by far a league record. Four teams appeared in the final Associated Press poll, the most ever for the Conference, and all appeared in the top 15. Five earned rankings in the USA Today/WBCA poll, the Beavers leading the way with a program-record No. 2 rating. UW was ranked No. 8 in that poll, also a team record, Stanford was No. 11, UCLA was No. 13 and ASU was No. 16.

For the fourth time in league history, the Pac-12 crowned co-champions in volleyball. USC won its fifth title in program history while WASHINGTON captured its fourth all-time, including its second in the last three years. Seven teams earned NCAA Tournament berths, the 16th-consecutive year the league has received at least six bids. The Trojans were the No. 1 overall seed in the tournament, while UW (No. 5), STANFORD (No. 8) and UCLA (No. 14) garnered one of 16 seeds. ARIZONA and OREGON also participated in the 64-team field. A record nine teams appeared in the AVCA Preseason Coaches poll, UW and USC both occupied the No. 1 spot in the polling during the season, and the four seeded teams were in the final polling of the season. The Pac-12 has dominated the sport of women's volleyball, winning a record 14 NCAA volleyball titles since 1982.

Pac-12 baseball also recorded historic moments as UTAH earned its first-ever Pac-12 regular-season crown after finishing last in the league standings the year before. The Utes earned the Conference's automatic bid, with ARIZONA, ARIZONA STATE and WASHINGTON earning at-large NCAA Tournament bids. Ranked No. 2 in the final national rankings, the Wildcats made a run at the national title as it reached the College World Series championship series in Omaha, Neb., before coming up short. The Pac-12 has, by far, won the most baseball national titles of any conference in the country, claiming 28 titles dating back to 1947. The Wildcats were ranked second in the final Baseball America poll after entering the postseason unranked.

The Pac-12 Conference has historically dominated the sport of softball where league teams have claimed 23 NCAA titles in the 35-year history of the championship. Pac-12 teams captured an unprecedented nine in a row from 1988-1997, then most recently claimed six-straight from 2006-11. Eight teams participated in the tournament in 2016, marking the 20th-straight season the Pac-12 has had five or more teams advance to the postseason, and has had at least three berths every year since the league began sponsoring the sport in 1987. OREGON claimed its fourth-consecutive Pac-12 regular-season title, while UCLA made its 27th appearance in the NCAA Women's College World Series.

The roots of the Pac-12 Conference date back 100 years to December 2, 1915, when the Pacific Coast Conference (PCC) was founded at a meeting at the Imperial Hotel in Portland, Ore. The original membership consisted of four schools - the University of California at Berkeley, the University of Washington, the University of Oregon, and Oregon Agricultural College (now Oregon State University). All still are charter members of the Conference.

Pacific Coast Conference play began in 1916 and, one year later, Washington State College (now Washington State University) was accepted into the league, with Stanford University following in 1918.

In 1922, the PCC expanded to eight teams with the admission of the University of Southern California (USC) and the University of Idaho. In 1924, the University of Montana joined the league roster and in 1928, the PCC grew to 10 members with the addition of UCLA.

The Pacific Coast Conference competed as a 10-member league until 1950, with the exception of 1943-45 when World War II curtailed intercollegiate athletic competition to a minimum. During that time, the league's first commissioner was named. Edwin N. Atherton was Commissioner in 1940 and was succeeded by Victor O. Schmidt in 1944. In 1950, Montana resigned from the Conference and the PCC continued as a nine-team Conference through 1958.

In 1959, the PCC was dissolved and the Athletic Association of Western Universities (AAWU) was formed with Thomas J. Hamilton was appointed Commissioner of the new league. The original AAWU membership included California, Stanford, USC, UCLA and Washington. Washington State joined the membership in 1962, while Oregon and Oregon State joined in 1964. Under Hamilton's watch, the name Pacific-8 Conference was adopted in 1968. In 1971, Wiles Hallock took over as Commissioner of the Pac-8.

Ten years later, on July 1, 1978, the University of Arizona and Arizona State University were admitted to the league and the Pacific-10 Conference became a reality. In 1986-87, the league took on a new look, expanding to include 10 women's sports. Since then, the Conference has been considered the premiere league in women's athletics, securing the most NCAA titles in women's sports of any conference nearly every year.

Thomas C. Hansen was named the Commissioner of the Pac-10 in 1983, a role he would hold for 26 years until 2009, and was succeeded by current Commissioner Larry Scott, who took on the new role in July 2009.

During the 2010-11 academic year, the University of Colorado accepted its invitation to join the Pac-12 on June 11, 2010, and on June 17, 2010, the University of Utah agreed to join the Conference. The Buffaloes and Utes officially became the 11th and 12th members of the Conference on July 1, 2011, the first additions to the league since 1978.

It was during that 2010-11 academic year that Scott helped deliver monumental changes that transformed the Conference into a modern 12-team league. In addition to expanding to 12 teams, member institutions agreed to equal revenue sharing for the first time in the Conference's history, created two divisions - the North and the South, for football only and established a Football Championship Game for the first time ever. He also secured a landmark media rights deal that dramatically increased national exposure and revenue for each school, establishing the Pac-12 Networks and Pac-12 Digital Network that guaranteed enhanced exposure across all sports.

Currently, the Pac-12 sponsors 11 men's sports and 12 women's sports, with beach volleyball added in 2015-16. Additionally, the Conference is a member of the Mountain Pacific Sports Federation (MPSF) in four other men's sports and three women's sports.

The Pac-12 Conference offices are located in the heart of San Francisco in the SOMA district.

2016-17 PAC-12 CONFERENCE CHAMPIONSHIP DATES AND SITES

BASEBALL - Champion determined by three-game series round-robin play

BASKETBALL (M)

at T-Mobile Arena, Las Vegas, Nev.
Wednesday-Saturday, March 8-11, 2017 » **Host:** Pac-12 Conference

BASKETBALL (W)

at KeyArena, Seattle, Wash.
Thursday-Sunday, March 2-5, 2017 » **Host:** Pac-12 Conference

BEACH VOLLEYBALL (W)

at Jimenez Field Courts, Tucson, Ariz.
Thursday-Saturday, April 27-29, 2017 » **Host:** Arizona

CROSS COUNTRY (M&W)

at Randolph North Golf Course, Tucson, Ariz.
Friday, October 28, 2016 » **Host:** Arizona

DIVING (M&W)

at Weyerhaeuser King County Aquatic Center, Federal Way, Wash.
Wednesday-Saturday, February 22-25, 2017 » **Host:** Pac-12 Conference

FOOTBALL

at Levi's Stadium, Santa Clara, Calif.
Friday, December 2, 2016 » **Host:** Pac-12 Conference

GOLF (M)

at Boulder Country Club, Boulder, Colo.
Friday-Sunday, April 28-30, 2017 » **Host:** Colorado

GOLF (W)

at Sewailo Golf Club, Tucson, Ariz.
Monday-Wednesday, April 24-26, 2017 » **Host:** Arizona

GYMNASTICS (W)

at Burnham Pavilion, Palo Alto, Calif.
Saturday, March 18, 2017 » **Host:** Stanford

ROWING (M&W)

at Sacramento State Aquatics Center, Lake Natoma, Calif.
Sunday, May 14, 2017 » **Host:** Pac-12 Conference

SOCCER (M) - Champion determined by double round-robin play.

SOCCER (W) - Champion determined by single round-robin play.

SOFTBALL - Champion determined by three-game series round-robin play.

SWIMMING (M)

at Weyerhaeuser King County Aquatic Center, Federal Way, Wash.
Wednesday-Saturday, March 1-4, 2017 » **Host:** Pac-12 Conference

SWIMMING (W)

at Weyerhaeuser King County Aquatic Center, Federal Way, Wash.
Wednesday-Saturday, February 22-25, 2017 » **Host:** Pac-12 Conference

TENNIS (M&W)

at Ojai Valley Athletic Park/Libbey Park, Ojai, Calif.
Wednesday-Sunday, April 26-29, 2017 » **Host:** Pac-12 Conference


TRACK & FIELD (M&W)

at Whyte Track & Field Center, Corvallis, Ore.
Multi-events: Saturday-Sunday, May 6-7, 2017
at Hayward Field, Eugene, Ore.
Championship: Saturday-Sunday, May 13-14, 2017
Host: Oregon State

VOLLEYBALL (W) - Champion determined by best 20-match conference record.

WRESTLING

at Maples Pavilion, Palo Alto, Calif.
Sunday, February 26, 2017 » **Host:** Stanford



Ella Estin, Stanford
2016 NCAA Women's Swimming Champion (200 IM, 400 IM)



Aaron Wise, Oregon
2016 NCAA Men's Golf Champion

LINDY'S TOP 10

1. Oregon
2. Kansas
3. Duke
4. Villanova
5. Kentucky

DUCKS DYNASTY?

OREGON swept both the Pac-12 regular-season and tournament titles en route to a school-record 31 victories in 2016. The Ducks will likely be the heavy favorites to repeat in 2017, armed with returning scoring, rebounding and assists production among the top 3 in the Pac-12.

Coming off an NCAA Tournament No. 1 seed and Elite Eight appearance, Oregon will likely also be pegged a national championship contender and with that the top candidate to be the Pac-12's first Final Four team since the last of UCLA's three consecutive appearances in 2008, and the league's first NCAA champion since ARIZONA in 1997.

CHALLENGING NON-CONFERENCE SLATE

Pac-12 teams posted a combined record of 117-33 during the non-conference portion of their 2015-16 schedules, second-best nationally in terms of win percentage (.780) and wins per school (9.8) behind only the Big 12.

On the docket in 2016-17, Pac-12 members currently have a total of 151 non-conference games scheduled. Including potential matchups in early season tournaments, nearly half of those games could come against opponents which reached postseason play in 2015-16:

Potential Opponents	'16 NAAs	'16 Postseason
Total	38	72
Home	10	35
Road/Neutral	28	37

Including only scheduled opponents, more than a third of non-conference contests will be against 2015-16 postseason teams, many of which will come at road or neutral sites:


Scheduled Opponents	'16 NAAs	'16 Postseason
Total	26	60
Home	10	36
Road/Neutral	16	24

// Average 2015-16 RPI of scheduled OOC opponents: 155
 // Average 2015-16 Win% of scheduled OOC opponents: .509
 // 20 games scheduled vs. Power 5 opponents, 17 at road or neutral sites, with the possibility for 11 additional meetings on neutral courts in early season tournaments.

ENCORE, ENCORE?

The Pac-12 will be seeking to repeat one of its most competitive and successful men's basketball seasons in its history. Several benchmarks headlined the 2015-16 campaign:

- // Seven Pac-12 teams earned NCAA Tournament bids, the most in league history.
- // The Pac-12 was the toughest conference in the country to win on the road in 2015-16 (31-77, .287). Dating to its expansion to 10 teams in 1978-79, 2015-16 was the toughest road slate in league history.
- // Four Pac-12 teams appeared in the final AP Top 25, the most for the league since 2007. At least three teams finished in the USA Today Coaches Top 25 for the third consecutive season.
- // After just a combined five conference contests between ranked foes the previous six seasons, there were seven instances of AP Top 25 ranked Pac-12 teams facing off in 2015-16, the most for the conference since 10 in 2007-08.
- // Nine Pac-12 teams finished inside the NCAA RPI Top 100, tied for the second-most by any conference in the country behind only the ACC's 11. Seven Pac-12 teams finished in the RPI Top 75, also tied for second-most nationally, and six ranked in the RPI Top 50, tied for the third-most.
- // All Pac-12 teams finished with a Strength of Schedule in the Top 100, one of two conferences in the country to have all its teams in the Top 100 (Big 12). Eight Pac-12 teams posted a non-conference SOS in the Top 100, tied with the SEC for the most in the nation.




WELCOME BACK TO THE WEST

The NCAA Tournament's Final Four will be held in the western United States for the first time in more than two decades when ARIZONA STATE serves as host at University of Phoenix Stadium in Glendale, Ariz on April 1 and 3. The Final Four's last venture west came 22 years ago in 1995 when UCLA defeated Arkansas, 89-78, at the Kingdome in Seattle for its NCAA-record 11th national championship.


// The Bay Area will welcome its first NCAA Tournament Regional since 2007 when the Pac-12 handles host duties at the SAP Center in San Jose on March 23 and 25.

// Pac-12 member UTAH will play host to NCAA First and Second Round contests at Vivint Smart Home Arena in Salt Lake City on March 16 and 18.



A NEW VENUE TO CROWN THE WEST'S BEST

After four years at the MGM Grand Garden Arena in Las Vegas, the Pac-12 Conference will begin a new three-year agreement to host its postseason tournament at the new T-Mobile Arena in 2017. Opening in April 2016 and seating more than 18,000, T-Mobile Arena will debut as host to the annual event to determine the Pac-12's automatic entrant into the NCAA Tournament from March 8-11, 2017.



GROWING THE PAC-12 GLOBAL GAME

Following a successful first-of-its-kind event in 2015, Stanford and Harvard will participate in the 2016 Pac-12 China Game at Mercedes-Benz Arena in Shanghai on Nov. 12. The contest will tip at 12 p.m. local Shanghai time and be televised nationally in the U.S. on Friday, Nov. 11 at 8 p.m. PT on ESPN2. Last season's Pac-12 China Game between Washington and Texas - the first regular-season contest by a U.S. sports league, professional or collegiate, in China - was an overwhelming success with more than 7,000 fans at Mercedes-Benz Arena and an ESPN audience in the U.S. witnessing a fast-paced game won by the Pac-12's Huskies, 77-71.

// Following an All-Star tour of Australia in July, the Pac-12 and FOX Sports Australia have reached a multi-year partnership to televise league games in the country - 21 games including a Game of the Week and eight Pac-12 Tournament games will air in Australia in 2016-17.

// 29 international student-athletes from 20 different countries appear on Pac-12 rosters for 2016-17, including multiple players from Canada (7), Democratic Republic of Congo (2), England (2) and Senegal (2).

ARIZONA – Arizona returns two starting guards in senior **Kadeem Allen** (8.4 ppg/3.6 apg) and sophomore **Allonzo Trier** (14.8 ppg/3.3 rpg), a Pac-12 All-Freshmen Team selection in 2015-16 ... Sean Miller again reloaded his roster with one of the country's best recruiting classes - ranked No. 7 by both ESPN and Scout. Guards **Kobi Simmons** and **Rawle Alkins** highlight the freshman class and give the Wildcats a loaded backcourt, though **Lauri Markkanen**, a 7-0 forward from Finland, could be the most important add as he'll partner with fellow 7-0 international **Dušan Ristić** in the frontcourt. Simmons is the 22nd McDonald's All-American to sign with Arizona all-time ... Forward **Ray Smith**, a top 30 recruit in the class of 2015, will help bolster the frontcourt after missing all of 2015-16 due to injury. He'll be joined in the post by talented JUCO transfer **Keanu Pinder** ... Arizona will enter the 2016-17 season with the nation's second-longest active Top 25 ranking streak. The Wildcats have appeared in the AP Top 25 for 78 consecutive polls, trailing only Kansas' 142 straight weeks.

ARIZONA STATE – Two starters return for Year 2 under head coach **Bobby Hurley**, highlighted by 2015-16 leading scorer **Tra Holder** (14.2 ppg). The junior guard also led the Sun Devils in minutes, free throws made and attempted, and assists while finishing second in three pointers made and steals ... Forward **Obinna Oleka**, who started 18 games in his debut season from junior college, is back as ASU's leading returning rebounder (6.1 rpg) and second-leading returning scorer (9.6 ppg). Also back in the fold is wing **Kodi Justice**, who paced the Sun Devils with 60 threes a season ago ... Hurley's national champion pedigree from Duke and prior coaching success at Buffalo has paid immediate dividends on the recruiting trail. He landed ESPN's No. 16 recruiting class with the signings of Top 100 freshmen **Sam Cunliffe**, **Romello White** and **Jethro Tshisumpa**, and transfer **Shannon Evans II** is eligible this season after earning All-MAC honors and guiding Buffalo to the NCAA Tournament in 2015 ... 6-9 forwards **Andre Adams**, who missed 2015-16 with an ACL injury, and **Ramon Vila**, will seek to join frontcourt rotation.

CALIFORNIA – Returns a pair of double-digit scorers and key inside-outside combo in sophomore forward **Ivan Rabb** (12.5 ppg/8.6 rpg) and senior guard



Ivan Rabb, California

Jabari Bird (10.4 ppg/61 3FG). Rabb should be on short list of conference and national player of the year contenders as 6-11 pivot was widely regarded a first-round pick in the 2016 NBA Draft ... Late-season starter **Sam Singer** is back as the incumbent at point guard. Golden Bears' backcourt will be aided by addition of Top 100 point guard **Charlie Moore**, as well as immediately eligible transfers **Grant Mullins**, an All-Ivy League selection from Columbia, and **Don Coleman**, who led the Alabama Community College Conference in scoring (19.9 ppg) in his lone season at Lawson State CC ... Also return pair of 7-footers in juniors **Kingsley Okoroh** (1.5 ppg/1.9 rpg) and **Kameron Rooks** (3.6 ppg/4.9 rpg), who developed well in split time at center last season ... Added longtime assistant coach and noted in-game tactician **Tim O'Toole** to coaching staff, who spent the past two seasons in the Pac-12 at Stanford ... Will have chance to repeat perfect 18-0 record at Haas Pavilion from 2015-16 as Bears will pair nine non-conference home games with nine home league contests. Cal will leave its home state for only four trips (eight games) during the regular season.

COLORADO – Colorado returns four starters from its 2016 NCAA Tournament team that finished 22-12, eclipsing the 20-win mark for the fifth time in six years, all under head coach **Tad Boyle** ... Reigning Pac-12 Most Improved Player **George King** headlines the returning cast after he increased his scoring more than ninefold from 2013-14 (1.5 ppg) to 2015-16 (13.6 ppg/68 3FG). He'll be joined by returning backcourt teammates **Josh Fortune** (10.3 ppg/55 3FG) and **Dominique Collier** (7.5 ppg/40 3FG), giving the Buffaloes one of the league's top perimeter punches. Senior forward **Wesley Gordon** (7.2 ppg/7.6 rpg), who gained some international experience as part of the Pac-12 All-Star's summer tour of Australia, will benefit from the return of wing **Xavier Johnson**, who missed last season with an achilles injury. They comprise the top career scoring and rebounding tandem returning to the Pac-12 in 2016-17, while Gordon leads all league returners with 156 career blocks ... Two other returning Buffs logged some overseas experience this summer in **Thomas Akyazili** (Belgium U20 team at FIBA European Championship) and **Tory Miller** (Athletes in Action team in Italy) ... Boyle is expecting major contributions from transfer **Derrick White**, who has one year of eligibility remaining after setting the career scoring record in just three seasons at UC-Colorado Springs. Boyle was not shy to call White, who practiced with CU last season, the second-best player on his NCAA tourney-bound team.

OREGON – Will enter 2016-17 season as a Top 10 team nationally and national title contender ... Oregon, which reached the Elite Eight in 2015-16, is one of just five teams nationally to win a game in each of the last four NCAA Tournaments along with Gonzaga, Kansas, North Carolina and Wichita State ... **Dana Altman**, the repeat John R. Wooden Pac-12 Coach of the Year in 2015-16, has guided the Ducks to 20 or more wins in a school-record six consecutive seasons, highlighted by last season's program-best 31 victories ... The defending Pac-12 regular season and tournament champions are the likely favorites to repeat as the Ducks return five key pieces from last season's seven-man rotation: **Dillon Brooks** (16.7 ppg/5.4 rpg/3.1 apg), **Tyler Dorsey** (13.4 ppg/4.3 rpg), **Chris Boucher** (12.1 ppg/7.4 rpg/2.9 bpg), **Jordan Bell** (7.0 ppg/5.4 rpg/1.8 bpg) and **Casey Benson**



Allonzo Trier, Arizona

(6.0 ppg/3.1 apg) ... **Dylan Ennis**, a Villanova transfer who missed nearly all of 2015-16 due to injury, was granted a sixth year of eligibility by the NCAA and will add depth to considerable backcourt talent ... Along with returning talent, Ducks add a trio of Top 100 freshmen in **M.J. Cage**, **Payton Pritchard** and **Keith Smith**, as well as the JUCO national player of the year (**Kavell Bigby-Williams**) for the second straight season.

OREGON STATE – Returns two starters from last year's team that ended 26-year NCAA Tournament drought in forwards **Tres Tinkle** (13.1 ppg/5.4 rpg) and **Drew Eubanks** (7.6 ppg/4.6 rpg). Tinkle and second leading returning scorer **Stephen Thompson Jr.** (10.6 ppg/48 3FG) are both sons of OSU coaching staff members. Beavers' success likely tied to growth of sophomore trio of Eubanks, Thompson Jr., and Tinkle ... Eubanks and Thompson both averaged 7.0 points as members of the Pac-12 All-Star Team that played games against the Australian National Team, the fourth-place finisher at the 2016 Rio Olympics, this past July ... Beavers expect immediate contributions from incoming forward **Keondre Dew**, a Top 20 JUCO recruit, and guard **JaQuori McLaughlin**, a Top 100 freshman ... Will feature one of the youngest teams in the Pac-12 as nine of 13 players on 2016-17 roster are underclassmen and two others are junior college transfer newcomers.

NEW KIDS ON THE BLOCK

Along with 34 returning starters among nearly 90 returning players, more than 70 newcomers - players set to make their league debut in 2016-17 - will dot the rosters of Pac-12 men's basketball programs this season.

- 45 freshmen, including McDonald's All-Americans **Lonzo Ball** and **T.J. Leaf** (UCLA), **Markelle Fultz** (WASH), **Kobi Simmons** (ARIZ).

- Of the 45 freshmen there are 18 Scout Top 100 signees, 15 247 Sports Top 100 signees and a dozen ESPN Top 100 signees.

- More than half of the league had recruiting classes rated in the top 40 in the country by at least one of the three major scouting services (ARIZONA, ARIZONA STATE, OREGON, UCLA, USC, UTAH, WASHINGTON).



NEW CARD ON THE BLOCK

First-year Stanford head coach **Jerod Haase's** addition further highlights the prowess of Pac-12 coaches who were standout collegians:

- All 12 coaches played basketball collegiately, the only Power 5 conference in which that is the case. Ten played at the Division I level, trailing only 12 from the 15-team ACC.

- Five of the Pac-12's coaches were both drafted and played in the NBA (Alford, Hurley, Krystkowiak, Martin, Romar). The other Power 5 conferences have three combined NBA draftees and players (Danny Manning, Kim Anderson, Bryce Drew).

STANFORD – First-year Stanford head coach **Jerod Haase** will benefit from the Pac-12's most experienced returning roster with 11 letterwinners back on The Farm in 2016-17. Four starters are back to the lineup in **Dorian Pickens**, **Marcus Allen**, **Michael Humphrey** and **Christian Sanders**. However, that quartet doesn't include the Cardinal's top returning scorer and rebounder **Reid Travis** (12.8 ppg/7.1 rpg), who missed the final 22 games of last season due to injury, as well as key reserves **Marcus Sheffield** (6.0 ppg), **Grant Verhoeven** (3.3 ppg) and **Malcolm Allen** (2.4 ppg). All told, Haase will have the best returning scoring (77.5%), rebounding (78.8%), steals (82.8%) and blocks (94.7%) production in the Pac-12 in 2016-17, as well as the second-best assist total (85.7%) and more than two-thirds of threes made (67.4%) ... **Robert Cartwright**, who was expected to start at point guard in 2015-16, is slated to return after missing the entire season with a forearm injury ... Stanford's two newcomers are both Top 100 freshmen forwards in 6-8 **Kodye Pugh** and 6-11 **Trevor Stanback**.

UCLA – With 10 returners, including four starters, the Bruins are poised to be much improved over last year's 15-17 mark and 10th-place showing in the Pac-12. Add in a Top 5 recruiting class (ESPN No. 5, Scout No. 4, 247 Sports No. 10), and UCLA is expected to be a preseason Top 25 team ... All four returning starters averaged double-figure scoring last season: **Isaac Hamilton** (16.8 ppg), **Bryce Alford** (16.1 ppg), **Thomas Welsh** (11.2 ppg) and **Aaron Holiday** (10.3 ppg). All totaled among its 10 returners, UCLA has the second-most scoring back (77%) in the Pac-12 just behind Stanford. Perhaps more impressive is the offensive facilitation and firepower back for the Bruins as 84.3 percent of the team's assist produc-

tion returns, led by Alford (5.2 apg), Holiday (3.9 apg) and Hamilton (3.3 apg), and 94.5 percent of made threes are back led by the same trio (172 combined threes) ... Alford is the league's returning career leader in points (1,364), assists (445) and threes (213) ... McDonald's All-Americans **Lonzo Ball** and **T.J. Leaf** will provide an immediate impact, but fellow Top 100 freshman **Ike Anigbogu**, a 6-10 forward/center, may be the most critical addition for the Bruins' frontcourt needs.

USC – The second-highest scoring (80.5 ppg) and tempo team (via KenPom.com) in the Pac-12 last season, trailing only Washington, will likely turn things up another notch in 2016-17 ... Three returning starters all averaged at least 9.8 points and made at least 56 threes in 2015-16: **Jordan McLaughlin** (13.4 ppg, 56 3FG), **Bennie Boatwright** (11.5 ppg/60 3FG) and **Elijah Stewart** (9.8 ppg/60 3FG) ... McLaughlin enters season second among Pac-12 returning career steals (88) leaders and third in assists (261) ... Trojans welcome three guards to perimeter-oriented lineup in now-eligible Louisville transfer **Shaquwan Aaron**, Top 100 freshman sharpshooter **Jonah Mathews** and **De'Anthony Melton**. Add 6-10 forwards **Harrison Henderson** and **Nick Rakocvic** and USC's recruiting class ranks No. 31 nationally according to ESPN ... Received an important late addition in August when 6-9 immediately eligible transfer **Charles Buggs** joined roster from Minnesota, where he averaged 5.9 points and 2.9 rebounds in 2015-16.

UTAH – Utah returns a pair of starters and double-digit scorers from 2016 Pac-12 regular-season and tournament runner-up team in **Lorenzo Bonam** (10.8 ppg) and **Kyle Kuzma** (10.2 ppg) ... Set to incorporate six transfers and five freshmen into the fold for 2016-17, highlighted by Division I relocators **David Collette** (Utah State) and **Sedrick Barefield** (SMU) ... Frontcourt newcomers Collette (12.8 ppg/5.0 rpg at Utah State in 2014-15, eligible after fall semester), **Tyler Rawson** (JUCO transfer), **Jayce Johnson** (Top 50 recruit in 2015 class) and **Jakub Jokl** will look to fill void left by 2016 Pac-12 Player of the Year Jakob Poeltl. Barefield, junior college transfers **Jojo Zamora** and **Tim Coleman**, and newcomer **Parker Van Dyke**, who is returning from a Latter Day Saints mission, will all vie for minutes at point guard ... Fewest returning points, rebounds, steals, blocks and threes made of any Pac-12 program entering 2016-17 ... Of the 16



Markelle Fultz, Washington



Jordan McLaughlin, USC

players listed on the 2016-17 roster, 12 are set to make their debut with Utah this season, giving the Utes one of the newest lineups in the Pac-12.

WASHINGTON – National Freshman of the Year candidate **Markelle Fultz** is expected to lead a cast of returning starters **Noah Dickerson** (7.5 ppg) and **Matisse Thybulle** (6.2 ppg) and shot-block specialist **Malik Dime** (2.6 bpg) ... Fultz led Washington in scoring during its August tour of Australia and New Zealand with 21.2 points per game, and provided 6.8 rebounds, 4.6 assists per contest. He also was named Most Valuable Player of the FIBA Americas Under-18 Championship in Chile this July, leading Team USA to a perfect 5-0 record and the gold medal by averaging 13.8 points, 5.2 rebounds and four assists in just 21.8 minutes ... Dickerson (10.6 ppg/11.4 rpg) averaged a double-double during the Huskies' summer foreign tour, and was joined in double-digit scoring by Fultz and returners **David Crisp** (13.2 ppg) and **Dominic Green** (11.2 ppg) ... New Zealand newcomer **Sam Timmins** and Auburn transfer **Matthew Atewe** add depth alongside Dickerson and Dime in frontcourt.

WASHINGTON STATE – Returns top two scorers in double-double machine and Pac-12 rebounding leader **Josh Hawkinson** (15.4 ppg/11.1 rpg) and **Ike Iroegbu** (12.7 ppg). The pair, along with 7-0 center **Conor Clifford**, opted to return to the Palouse in May after taking advantage of the NBA's new draft declaration rules ... Hawkinson is the Pac-12's returning career rebounding leader with 700 boards. He can become just the 12th player in league history to reach the 1,000-rebound plateau with a similar yearly output in 2016-17 ... Possibly seeking to increase Cougars' offensive pace, coach **Ernie Kent** added a quartet of guards in **Milan Acquah**, **Jamar Ergas**, **Malachi Flynn** and **KJ Langston** to join Iroegbu and returning starter **Charles Callison** (7.9 ppg/3.0 apg) in the backcourt ... The trio of Hawkinson (18.6 ppg/9.0 rpg), Iroegbu (16.0 ppg/7.2 apg/6.2 rpg) and Flynn (10.8 ppg/6.2 apg) led the Cougars to a 3-2 record on their summer tour of Italy ... Aiding Hawkinson in the frontcourt will be returning center Clifford, who averaged 6.8 points on 64 percent shooting in just 14 minutes per game last season, and a pair of 6-9 rookie forwards in **Jeff Pollard** and **Arinze Chidom** ... WSU is in the top-half of the league in returning scoring, rebounding, assists, steals and made threes.

RETURNING STARTERS (34)

Arizona (2)

Kadeem Allen, Sr., G 8.4 ppg/3.6 apg
Allonzo Trier, So., G 14.8 ppg/3.3 rpg

Arizona State (2)

Tra Holder, Jr., G 14.2 ppg/3.7 apg
Obinna Oleka, Sr., F 9.6 ppg/6.1 rpg

California (2)

Jabari Bird, Sr., G 10.4 ppg/3.3 rpg/61 3FG
Ivan Rabb, So., F 12.5 ppg/8.6 rpg

Colorado (4)

Dominique Collier, Jr., G 7.5 ppg/2.7 apg
Josh Fortune, R Sr., G 10.3 ppg/4.0 rpg
Wesley Gordon, R Sr., F 7.2 ppg/7.6 rpg/2.0 bpg
George King, R Jr., G 13.6 ppg/4.7 rpg/68 3FG

Oregon (4)

Casey Benson, Jr., G 6.0 ppg/3.1 apg/4.9 ast/to
Chris Boucher, Sr., F 12.1 ppg/7.4 rpg/2.9 bpg
Dorian Pickens, Jr., G/F 16.7 ppg/5.4 rpg/3.1 apg
Tyler Dorsey, So., G 13.4 ppg/4.3 rpg/67 3FG

Oregon State (2)

Drew Eubanks, So., F 7.6 ppg/4.6 rpg/1.2 bpg
Tres Tinkle, So., F 13.1 ppg/5.4 rpg

Stanford (4)

Marcus Allen, Sr., G 11.1 ppg/3.9 rpg/1.9 apg
Michael Humphrey, Jr., F 10.3 ppg/6.4 rpg/1.3 bpg
Dorian Pickens, Jr., G/F 12.3 ppg/3.6 rpg/52 3FG
Christian Sanders, Sr., G 4.3 ppg/2.6 apg

UCLA (4)

Bryce Alford, Sr., G 16.1 ppg/5.2 apg/73 3FG
Isaac Hamilton, Sr., G 16.8 ppg/4.2 rpg/3.3 apg
Aaron Holiday, So., G 10.3 ppg/4.0 apg/1.4 spg
Thomas Welsh, Jr., C 11.2 ppg/8.5 rpg

USC (3)

Bennie Boatwright, So., F 11.5 ppg/5.2 rpg/60 3FG
Jordan McLaughlin, Jr., G 13.4 ppg/4.7 apg
Elijah Stewart, Jr., G 9.8 ppg/60 3FG

Utah (2)

Lorenzo Bonam, Sr., G 10.8 ppg/5.7 rpg
Kyle Kuzma, Jr., F 10.2 ppg/3.3 rpg

Washington (2)

Noah Dickerson, So., F 7.5 ppg/5.2 rpg
Matisse Thybulle, So., F 6.2 ppg/3.2 rpg

Washington State (3)

Charles Callison, Sr., G 7.9 ppg
Ike Iroegbu, Sr., G 12.7 ppg/3.6 apg
Josh Hawkinson, Sr., F 15.4 ppg/11.1 rpg

CAREER LEADERS (ACTIVE)

POINTS

Bryce Alford (Sr.), UCLA 1364
Dillon Brooks (Jr.), ORE 1048
Xavier Johnson (Sr.), COLO 988
Josh Hawkinson (Sr.), WSU 935
Isaac Hamilton (Jr.), UCLA 919
Ike Iroegbu (Sr.), WSU 842
Jabari Bird (Sr.), CAL 840
Jordan McLaughlin (Jr.), USC 722
Tra Holder (Jr.), ASU 679
Wesley Gordon (Sr.), COLO 654
*Josh Fortune (Sr.), COLO 351 (832)

REBOUNDS

Josh Hawkinson (Sr.), WSU 700
Wesley Gordon (Sr.), COLO 679
Xavier Johnson (Sr.), COLO 515
Thomas Welsh (Jr.), UCLA 400
Dillon Brooks (Jr.), ORE 382
Jordan Bell (Jr.), ORE 377
Bryce Alford (Sr.), UCLA 301
Ivan Rabb (So.), CAL 290
Chris Boucher (Sr.), ORE 280
Michael Humphrey (Jr.), STAN 272
*Josh Fortune (Sr.), COLO 135 (324)

THREE-POINT FIELD GOALS

Bryce Alford (Sr.), UCLA 213
Jabari Bird (Sr.), CAL 122
Isaac Hamilton (Sr.), UCLA 119
Elijah Stewart (Jr.), USC 97
Xavier Johnson (Sr.), COLO 91
Jordan McLaughlin (Jr.), USC 84
Ike Iroegbu (Sr.), WSU 83
Kodi Justice (Jr.), ASU 77
Dillon Brooks (Jr.), ORE 76
George King (Jr.), COLO 72
*Josh Fortune (Sr.), COLO 55 (146)

ASSISTS

Bryce Alford (Sr.), UCLA 445
Ike Iroegbu (Sr.), WSU 263
Jordan McLaughlin (Jr.), USC 261
Tra Holder (Jr.), ASU 232
Sam Singer (Sr.), CAL 226
Isaac Hamilton (Sr.), UCLA 222
Casey Benson (Jr.), ORE 189
Dillon Brooks (Jr.), ORE 184
Dominique Collier (Jr.), COLO 135
Aaron Holiday (So.), UCLA 127
*Josh Fortune (Sr.), COLO 75 (196)

STEALS

Marcus Allen (Sr.), STAN 110
Jordan McLaughlin (Jr.), USC 88
Bryce Alford (Sr.), UCLA 87
Isaac Hamilton (Sr.), UCLA 65
Jordan Bell (Jr.), ORE 62
Ike Iroegbu (Sr.), WSU 60
Dillon Brooks (Jr.), ORE 58
Dominique Collier (Jr.), COLO 56
Sam Singer (Sr.), CAL 52
Elijah Stewart (Jr.), USC 52
*Josh Fortune (Sr.), COLO 26 (82)

BLOCKS

Wesley Gordon (Sr.), COLO 156
Jordan Bell (Jr.), ORE 146
Chris Boucher (Sr.), ORE 110
Malik Dime (Sr.), WASH 86
Thomas Welsh (Jr.), UCLA 71
Josh Hawkinson (Sr.), WSU 69
Elijah Stewart (Jr.), USC 62
Michael Humphrey (Jr.), STAN 61
Kingsley Okoroh (Jr.), CAL 61
Chimezie Metu (So.), USC 54

* Includes COLO total (Transfer total)

RETURNING PRODUCTION

SCORING

1. Stanford 77.5%
2. UCLA 77.0%
3. Oregon 69.0%
4. Washington State 66.8%
5. Colorado 63.0%
6. USC 50.6%
7. California 45.1%
8. Arizona State 44.0%
9. Oregon State 43.5%
10. Arizona 42.0%
11. Washington 36.0%
12. Utah 30.0%

REBOUNDING

1. Stanford 78.8%
2. Oregon 72.5%
3. Washington State 66.8%
4. Colorado 63.9%
5. California 63.6%
6. UCLA 63.3%
7. Washington 47.7%
8. USC 44.7%
9. Oregon State 41.6%
10. Arizona State 36.7%
11. Arizona 33.3%
12. Utah 28.4%

THREE-POINT FIELD GOALS

1. UCLA 94.5%
2. Colorado 74.2%
Oregon 74.2%
4. Stanford 67.4%
5. USC 66.2%
6. Washington State 58.2%
7. Arizona State 54.3%
8. Washington 41.4%
9. Arizona 39.8%
10. California 37.7%
11. Oregon State 35.3%
12. Utah 16.5%

ASSISTS

1. UCLA 87.3%
2. Stanford 85.7%
3. Oregon 71.0%
4. Washington State 68.0%
5. Colorado 64.3%
6. Arizona 61.7%
7. Arizona State 54.1%
8. USC 49.6%
9. California 45.9%
10. Utah 29.6%
11. Washington 27.6%
12. Oregon State 16.7%

STEALS

1. Stanford 82.8%
2. UCLA 74.3%
3. Colorado 66.1%
4. Oregon 58.5%
5. Washington State 58.3%
6. Arizona State 50.6%
7. USC 50.2%
8. California 49.6%
9. Arizona 46.3%
10. Washington 42.6%
11. Oregon State 38.6%
12. Utah 25.1%

BLOCKS

1. Stanford 94.7%
2. Oregon 85.1%
3. California 78.8%
4. Oregon State 67.9%
Washington 67.9%
6. Colorado 63.1%
7. USC 61.0%
8. UCLA 46.4%
9. Arizona 43.5%
10. Washington State 42.8%
11. Arizona State 30.2%
12. Utah 25.5%

PAC-12 COMPOSITE SCHEDULE

The 2016-17 Pac-12 Conference basketball television package continues to deliver 222 men's contests telecast to national and regional audiences.

The Pac-12 men's basketball package includes 151 games aired on the Pac-12 Networks (including eight Pac-12 Tournament games), 47 on ESPN/ESPN2/ESPNU (including three Pac-12 Tournament games), 20 games on FS1 and two nationally each on FOX and CBS broadcast networks. Additional appearances will be made through other conference television agreements and various in-season tournaments.

All times listed are Pacific Time Zone.

Date	Game	Time (PT)	Network
Fri., Oct. 14	McDonald's ARIZONA Red-Blue Game (exhib.)	7 p.m.	PAC12
Tues., Oct. 18	UTAH Night with the Runnin' Utes (exhib.)	6 p.m.	PAC12
Tues., Nov. 1	College of Idaho at ARIZONA (exhib.)	7:30 p.m.	PAC12
Tues., Nov. 1	The Master's University at UCLA (exhib.)	7:30 p.m.	PAC12
Sun., Nov. 6	Chico State at ARIZONA (exhib.)	3 p.m.	PAC12
Mon., Nov. 7	Northwest Christian at OREGON (exhib.)	7 p.m.	PAC12
Fri., Nov. 11	Michigan State vs. ARIZONA (2)	4 p.m.	ESPN
Fri., Nov. 11	Montana State at WASHINGTON STATE	4 p.m.	PAC12
Fri., Nov. 11	Portland State at ARIZONA STATE	6 p.m.	PAC12
Fri., Nov. 11	Sacramento State at COLORADO	6 p.m.	PAC12
Fri., Nov. 11	Prairie View A&M at OREGON STATE	6 p.m.	PAC12
Fri., Nov. 11	Pacific at UCLA	6 p.m.	PAC12
Fri., Nov. 11	South Dakota State at CALIFORNIA	7 p.m.	PAC12
Fri., Nov. 11	Army at OREGON	8 p.m.	PAC12
Fri., Nov. 11	Harvard vs. STANFORD (1)	8 p.m.	ESPN2
Fri., Nov. 11	Montana at USC	8 p.m.	PAC12
Sat., Nov. 12	Northwest Nazarene at UTAH	TBD	PAC12
Sun., Nov. 13	UTSA at OREGON STATE	2 p.m.	PAC12
Sun., Nov. 13	Omaha at USC	4 p.m.	PAC12
Sun., Nov. 13	Yale at WASHINGTON	4 p.m.	PAC12
Sun., Nov. 13	Cal Poly at ARIZONA STATE	6 p.m.	PAC12
Sun., Nov. 13	CSUN at UCLA	6 p.m.	PAC12
Mon., Nov. 14	Seattle at COLORADO	6 p.m.	PAC12
Tues., Nov. 15	OREGON at Baylor	12:30 p.m.	ESPN2
Tues., Nov. 15	Concordia (Ore.) at UTAH	5 p.m.	PAC12
Tues., Nov. 15	CSU Bakersfield at ARIZONA	7 p.m.	PAC12
Tues., Nov. 15	CSUN at STANFORD	7 p.m.	PAC12
Tues., Nov. 15	Central Washington vs. WASHINGTON STATE (3)	7 p.m.	PAC12
Wed., Nov. 16	Lamar at OREGON STATE	6 p.m.	PAC12
Wed., Nov. 16	UC Irvine at CALIFORNIA	8 p.m.	PAC12
Thurs., Nov. 17	Northern Iowa vs. ARIZONA STATE (4)	1:30 p.m.	ESPNU
Thurs., Nov. 17	ULM at COLORADO	6 p.m.	PAC12
Thurs., Nov. 17	Valparaiso at OREGON	6 p.m.	PAC12
Thurs., Nov. 17	Weber State at STANFORD	7 p.m.	PAC12
Thurs., Nov. 17	San Diego at UCLA	8 p.m.	PAC12
Thurs., Nov. 17	CS Fullerton at WASHINGTON	8 p.m.	PAC12
Fri., Nov. 18	Oklahoma or Tulane vs. ARIZONA STATE (4)	2 or 4 p.m.	ESPNU
Fri., Nov. 18	USC at Texas A&M	4 p.m.	SEC NETWORK
Fri., Nov. 18	Coppin State at UTAH	5 p.m.	PAC12
Fri., Nov. 18	Creighton vs. WASHINGTON STATE (5)	5:30 p.m.	paradisejam.com
Fri., Nov. 18	Sacred Heart at ARIZONA	7 p.m.	PAC12
Fri., Nov. 18	OREGON STATE at Nevada	7 p.m.	ESPN3
Sat., Nov. 19	Montana/NC State vs. WASHINGTON STATE (5)	3 p.m.	paradisejam.com
Sun., Nov. 20	Colorado State at STANFORD	3 p.m.	PAC12
Sun., Nov. 20	Northern Arizona at WASHINGTON	5 p.m.	PAC12
Sun., Nov. 20	Montana/NC State vs. WASHINGTON STATE (5)	5:30 p.m.	CBSSN
Sun., Nov. 20	Long Beach State at UCLA	7 p.m.	PAC12
Sun., Nov. 20	TBD vs. ARIZONA STATE (4)	TBD	ESPN2/U/3
Mon., Nov. 21	Georgetown vs. OREGON (6)	1:30 p.m.	ESPN2
Mon., Nov. 21	Notre Dame vs. COLORADO (7)	4 p.m.	ESPN2
Mon., Nov. 21	Northern Colorado at ARIZONA	6 p.m.	PAC12
Mon., Nov. 21	San Diego State vs. CALIFORNIA (8)	8 p.m.	PAC12
Mon., Nov. 21	TBD vs. WASHINGTON STATE (5)	TBD	CBSSN
Tues., Nov. 22	Tennessee/Wisconsin vs. OREGON (6)	10:30 a.m./5 p.m.	ESPN2
Tues., Nov. 22	New Orleans at USC	6 p.m.	PAC12
Tues., Nov. 22	Long Beach State at WASHINGTON	8 p.m.	PAC12
Tues., Nov. 22	Northwestern or Texas vs. COLORADO (7)	3 p.m. or TBD	ESPN2/U
Tues., Nov. 22	OREGON STATE at Tulsa	6 p.m.	ESPNEWS

Wed., Nov. 23	Citadel at ARIZONA STATE	1 p.m.	PAC12
Wed., Nov. 23	TBD vs. OREGON (6)	TBD	ESPN2/U
Thurs., Nov. 24	Miami (Fla.) vs. STANFORD (9)	11:30 a.m.	ESPN2/U
Thurs., Nov. 24	Santa Clara vs. ARIZONA (10)	7:30 p.m.	FS1
Thurs., Nov. 24	Portland vs. UCLA (11)	8 p.m.	ESPN2
Fri., Nov. 25	Indiana State or Iowa State vs. STANFORD (9)	8 or 10:30 a.m.	ESPN2/3
Fri., Nov. 25	SMU at USC	4 p.m.	PAC12
Fri., Nov. 25	Butler or Vanderbilt vs. ARIZONA (10)	5 or 7:30 p.m.	FS1
Fri., Nov. 25	Western Kentucky vs. WASHINGTON (12)	5 p.m.	TBD
Fri., Nov. 25	Fresno State at OREGON STATE	6 p.m.	PAC12
Fri., Nov. 25	UC Riverside at UTAH	6 p.m.	PAC12
Fri., Nov. 25	Dayton or Nebraska vs. UCLA (11)	6:30 or 9 p.m.	ESPN2/3
Fri., Nov. 25	Wyoming at CALIFORNIA	8 p.m.	PAC12
Sat., Nov. 26	TCU or UNLV vs. WASHINGTON (12)	TBD	TBD
Sun., Nov. 27	Wofford at COLORADO	11 a.m.	PAC12
Sun., Nov. 27	San Jose State at WASHINGTON STATE	3 p.m.	PAC12
Sun., Nov. 27	SE Louisiana at CALIFORNIA	5 p.m.	PAC12
Sun., Nov. 27	UC Santa Barbara at USC	7 p.m.	PAC12
Sun., Nov. 27	TBD vs. STANFORD (9)	TBD	ESPN2/U
Sun., Nov. 27	TBD vs. UCLA (11)	TBD	ESPN/U
Mon., Nov. 28	Kentucky vs. ARIZONA STATE (13)	4 p.m.	ESPN2
Mon., Nov. 28	Southern Oregon at OREGON STATE	6 p.m.	PAC12
Mon., Nov. 28	Butler at UTAH	6 p.m.	PAC12
Mon., Nov. 28	Boise State at OREGON	8 p.m.	PAC12
Wed., Nov. 30	WASHINGTON at TCU	4 p.m.	FSSW+
Wed., Nov. 30	Texas Southern at ARIZONA	6 p.m.	PAC12
Wed., Nov. 30	Louisiana Tech at CALIFORNIA	6 p.m.	PAC12
Wed., Nov. 30	Colorado State at COLORADO	6 p.m.	PAC12
Wed., Nov. 30	Utah Valley at WASHINGTON STATE	7 p.m.	PAC12
Wed., Nov. 30	Saint Mary's at STANFORD	8 p.m.	PAC12
Wed., Nov. 30	UC Riverside at UCLA	8 p.m.	PAC12
Wed., Nov. 30	USC at San Diego	TBD	TBD
Thurs., Dec. 1	OREGON STATE at Mississippi State	6 p.m.	ESPNU
Thurs., Dec. 1	Montana State at UTAH	6 p.m.	PAC12
Sat., Dec. 3	UCLA at Kentucky	9:30 a.m.	CBS
Sat., Dec. 3	STANFORD at Kansas	12:30 p.m.	ESPN
Sat., Dec. 3	Alcorn State at CALIFORNIA	1 p.m.	PAC12
Sat., Dec. 3	Gonzaga vs. ARIZONA (14)	2:30 p.m.	ESPN
Sat., Dec. 3	New Orleans at WASHINGTON STATE	3 p.m.	PAC12
Sat., Dec. 3	UNLV at ARIZONA STATE	5 p.m.	PAC12
Sat., Dec. 3	BYU vs. USC (14)	5 p.m.	ESPNU
Sat., Dec. 3	COLORADO at Portland	7 p.m.	TBD
Sat., Dec. 3	OREGON STATE at Charlotte	4 p.m.	TBD
Tues., Dec. 6	Purdue vs. ARIZONA STATE (15)	4 p.m.	ESPN
Tues., Dec. 6	Princeton vs. CALIFORNIA (16)	4 p.m.	FS1
Tues., Dec. 6	Utah Valley at UTAH	5 p.m.	PAC12
Tues., Dec. 6	UC Irvine at ARIZONA	7 p.m.	PAC12
Wed., Dec. 7	Seton Hall vs. CALIFORNIA (16)	4 p.m.	FS1
Wed., Dec. 7	Xavier at COLORADO	6 p.m.	PAC12
Wed., Dec. 7	Idaho at WASHINGTON STATE	7 p.m.	PAC12
Wed., Dec. 7	WASHINGTON at Gonzaga	8 p.m.	ESPN2
Sat., Dec. 10	ARIZONA at Missouri	9 a.m.	ESPN2
Sat., Dec. 10	UTAH at Xavier	2:30 p.m.	FOX
Sat., Dec. 10	ARIZONA STATE at San Diego State	4 p.m.	CBSSN
Sat., Dec. 10	Michigan at UCLA	5 p.m.	ESPN2
Sat., Dec. 10	WASHINGTON STATE vs. Kansas State (17)	5 p.m.	TBD
Sat., Dec. 10	COLORADO at BYU	7 p.m.	ESPN2
Sat., Dec. 10	UC Davis at CALIFORNIA	7:30 p.m.	PAC12
Sun., Dec. 11	Savannah State at OREGON STATE	3 p.m.	PAC12
Sun., Dec. 11	Alabama at OREGON	3 p.m.	ESPNU
Sun., Dec. 11	Nevada at WASHINGTON	5 p.m.	PAC12
Sun., Dec. 11	Pepperdine at USC	7 p.m.	PAC12
Tues., Dec. 13	Montana at OREGON	7 p.m.	PAC12
Wed., Dec. 14	UC Santa Barbara at UCLA	7:30 p.m.	PAC12
Wed., Dec. 14	Grand Canyon at ARIZONA	8 p.m.	ESPNU
Fri., Dec. 16	CS East Bay at STANFORD	6 p.m.	PAC12
Fri., Dec. 16	Long Beach State vs. OREGON STATE (18)	8 p.m.	PAC12
Sat., Dec. 17	Texas A&M vs. ARIZONA (19)	9 a.m.	ESPN2
Sat., Dec. 17	Fort Hays State at COLORADO	11 a.m.	PAC12

PAC-12 COMPOSITE SCHEDULE

Sat., Dec. 17	Ohio State vs. UCLA (20)	12 p.m.	CBS	Thurs., Jan. 19	STANFORD at OREGON STATE	8 p.m.	PAC12
Sat., Dec. 17	Santa Clara at WASHINGTON STATE	1 p.m.	PAC12	Sat., Jan. 21	ARIZONA at UCLA	1 p.m.	CBS
Sat., Dec. 17	Prairie View A&M at UTAH	3 p.m.	PAC12	Sat., Jan. 21	COLORADO at WASHINGTON STATE	1 p.m.	PAC12
Sat., Dec. 17	New Mexico State at ARIZONA STATE	5 p.m.	PAC12	Sat., Jan. 21	STANFORD at OREGON	3 p.m.	PAC12
Sat., Dec. 17	Cal Poly at CALIFORNIA	5 p.m.	PAC12	Sat., Jan. 21	UTAH at WASHINGTON	5 p.m.	PAC12
Sat., Dec. 17	Troy at USC	7:30 p.m.	PAC12	Sat., Jan. 21	CALIFORNIA at OREGON STATE	7:30 p.m.	PAC12
Sat., Dec. 17	UNLV vs. OREGON (21)	8 p.m.	ESPN2	Sun., Jan. 22	ARIZONA STATE at USC	5:30 p.m.	ESPNU
Sun., Dec. 18	Portland vs. OREGON STATE (18)	3 p.m.	PAC12	Wed., Jan. 25	UCLA at USC	8 p.m.	FS1
Sun., Dec. 18	Western Michigan at WASHINGTON	5 p.m.	PAC12	Wed., Jan. 25	WASHINGTON at ARIZONA STATE	8 p.m.	ESPNU
Mon., Dec. 19	STANFORD at SMU	6 p.m.	ESPN2	Thurs., Jan. 26	OREGON STATE at COLORADO	5:30 p.m.	FS1
Mon., Dec. 19	Cornell at USC	7:30 p.m.	PAC12	Thurs., Jan. 26	WASHINGTON STATE at ARIZONA	6:30 p.m.	PAC12
Mon., Dec. 19	COLORADO at Air Force	6 p.m.	CBSSN	Thurs., Jan. 26	OREGON at UTAH	7:30 p.m.	FS1
Tues., Dec. 20	New Mexico at ARIZONA	6 p.m.	PAC12	Sat., Jan. 28	OREGON STATE at UTAH	4 p.m.	PAC12
Tues., Dec. 20	Creighton at ARIZONA STATE	6 p.m.	ESPN2	Sat., Jan. 28	OREGON at COLORADO	6:30 p.m.	PAC12
Tues., Dec. 20	Fresno State at OREGON	8 p.m.	PAC12	Sun., Jan. 29	WASHINGTON STATE at ARIZONA STATE	11 a.m.	PAC12
Tues., Dec. 20	Cal Poly at WASHINGTON	8 p.m.	PAC12	Sun., Jan. 29	WASHINGTON at ARIZONA	12:30 p.m.	FOX
Wed., Dec. 21	Sacramento State at WASHINGTON STATE	6 p.m.	PAC12	Sun., Jan. 29	STANFORD at CALIFORNIA	5:30 p.m.	ESPNU
Wed., Dec. 21	Virginia at CALIFORNIA	7 p.m.	ESPN2	Wed., Feb. 1	UCLA at WASHINGTON STATE	6 p.m.	PAC12
Wed., Dec. 21	Kent State at OREGON STATE	8 p.m.	ESPNU	Wed., Feb. 1	USC at WASHINGTON	8 p.m.	ESPNU
Wed., Dec. 21	Western Michigan at UCLA	8 p.m.	PAC12	Thurs., Feb. 2	ARIZONA at OREGON STATE	6 p.m.	ESPN/2
Thurs., Dec. 22	Central Arkansas at ARIZONA STATE	12 p.m.	PAC12	Thurs., Feb. 2	UTAH at CALIFORNIA	6 p.m.	PAC12
Thurs., Dec. 22	Eastern Washington at COLORADO	5:30 p.m.	PAC12	Thurs., Feb. 2	ARIZONA STATE at OREGON	8 p.m.	FS1
Thurs., Dec. 22	Idaho at STANFORD	7:30 p.m.	PAC12	Thurs., Feb. 2	COLORADO at STANFORD	8 p.m.	PAC12
Thurs., Dec. 22	Missouri State vs. USC (22)	8 p.m.	FS1	Sat., Feb. 4	UTAH at STANFORD	1:30 p.m.	FS1
Thurs., Dec. 22	San Francisco vs. UTAH (23)	8 p.m.	ESPNU	Sat., Feb. 4	ARIZONA STATE at OREGON STATE	3 p.m.	PAC12
Thurs., Dec. 22	WASHINGTON at Seattle	7 p.m.	TBD	Sat., Feb. 4	USC at WASHINGTON STATE	5 p.m.	PAC12
Fri., Dec. 23	DePaul or Wyoming vs. USC (22)	5:30 or 8 p.m.	FS1	Sat., Feb. 4	UCLA at WASHINGTON	7:30 p.m.	PAC12
Fri., Dec. 23	Hawaii or Illinois State vs. UTAH (23)	7/9:30 p.m.	ESPN2/U	Sat., Feb. 4	ARIZONA at OREGON	TBD	ESPN/2
Sun., Dec. 25	TBD vs. UTAH (23)	TBD	ESPN2/U/3	Sun., Feb. 5	COLORADO at CALIFORNIA	1:30 p.m.	ESPNU
Wed., Dec. 28	UCLA at OREGON	6 p.m.	ESPN2	Wed., Feb. 8	CALIFORNIA at ARIZONA STATE	8 p.m.	ESPNU
Wed., Dec. 28	USC at OREGON STATE	8 p.m.	PAC12	Wed., Feb. 8	STANFORD at ARIZONA	8 p.m.	FS1
Fri., Dec. 30	ARIZONA STATE at STANFORD	6 p.m.	PAC12	Thurs., Feb. 9	WASHINGTON STATE at UTAH	6 p.m.	PAC12
Fri., Dec. 30	USC at OREGON	7 p.m.	FS1	Thurs., Feb. 9	OREGON at UCLA	7 p.m.	ESPN
Fri., Dec. 30	ARIZONA at CALIFORNIA	8 p.m.	ESPN2	Thurs., Feb. 9	OREGON STATE at USC	8 p.m.	PAC12
Fri., Dec. 30	UCLA at OREGON STATE	8 p.m.	PAC12	Thurs., Feb. 9	WASHINGTON at COLORADO	7 p.m.	FS1
Sun., Jan. 1	COLORADO at UTAH	3:30 p.m.	ESPNU	Sat., Feb. 11	CALIFORNIA at ARIZONA	TBD	ESPN/2
Sun., Jan. 1	ARIZONA at STANFORD	5 p.m.	PAC12	Sat., Feb. 11	WASHINGTON at UTAH	1:30 p.m.	FS1
Sun., Jan. 1	WASHINGTON STATE at WASHINGTON	5:30 p.m.	ESPNU	Sat., Feb. 11	STANFORD at ARIZONA STATE	5 p.m.	PAC12
Sun., Jan. 1	ARIZONA STATE at CALIFORNIA	7 p.m.	PAC12	Sat., Feb. 11	OREGON at USC	7:30 p.m.	PAC12
Wed., Jan. 4	OREGON at WASHINGTON	6 p.m.	ESPN2	Sun., Feb. 12	OREGON STATE at UCLA	2 p.m.	FS1
Wed., Jan. 4	OREGON STATE at WASHINGTON STATE (24)	8 p.m.	PAC12	Sun., Feb. 12	WASHINGTON STATE at COLORADO	5:30 p.m.	ESPNU
Thurs., Jan. 5	CALIFORNIA at UCLA	6 p.m.	ESPN/2	Thurs., Feb. 16	ARIZONA at WASHINGTON STATE	6 p.m.	FS1
Thurs., Jan. 5	COLORADO at ARIZONA STATE	6 p.m.	PAC12	Thurs., Feb. 16	COLORADO at OREGON STATE	6 p.m.	PAC12
Thurs., Jan. 5	UTAH at ARIZONA	7 p.m.	FS1	Thurs., Feb. 16	ARIZONA STATE at WASHINGTON	8 p.m.	FS1
Thurs., Jan. 5	STANFORD at USC	8 p.m.	PAC12	Thurs., Feb. 16	UTAH at OREGON	6 p.m.	ESPN2
Sat., Jan. 7	OREGON STATE at WASHINGTON	12 p.m.	PAC12	Fri., Feb. 17	CALIFORNIA at STANFORD	7 p.m.	FS1
Sat., Jan. 7	UTAH at ARIZONA STATE	2 p.m.	PAC12	Sat., Feb. 18	COLORADO at OREGON	12 p.m.	FOX
Sat., Jan. 7	OREGON at WASHINGTON STATE	4 p.m.	PAC12	Sat., Feb. 18	ARIZONA STATE at WASHINGTON STATE	2 p.m.	PAC12
Sat., Jan. 7	COLORADO at ARIZONA	6:30 p.m.	PAC12	Sat., Feb. 18	ARIZONA at WASHINGTON	5 p.m.	ESPN/2
Sun., Jan. 8	STANFORD at UCLA	5 p.m.	FS1	Sat., Feb. 18	USC at UCLA	7 p.m.	PAC12
Sun., Jan. 8	CALIFORNIA at USC	7 p.m.	ESPNU	Sun., Feb. 19	UTAH at OREGON STATE	5:30 p.m.	ESPNU
Thurs., Jan. 12	USC at UTAH	6 p.m.	PAC12	Wed., Feb. 22	OREGON at CALIFORNIA	6 p.m.	ESPN2
Thurs., Jan. 12	WASHINGTON at CALIFORNIA	6 p.m.	FS1	Wed., Feb. 22	OREGON STATE at STANFORD	8 p.m.	ESPNU
Thurs., Jan. 12	ARIZONA STATE at ARIZONA	6 p.m.	ESPN/2	Thurs., Feb. 23	UCLA at ARIZONA STATE	6 p.m.	ESPN/2
Thurs., Jan. 12	UCLA at COLORADO	8 p.m.	FS1	Thurs., Feb. 23	USC at ARIZONA	7 p.m.	PAC12
Thurs., Jan. 12	WASHINGTON STATE at STANFORD	8 p.m.	PAC12	Thurs., Feb. 23	UTAH at COLORADO	8 p.m.	ESPNU
Sat., Jan. 14	WASHINGTON STATE at CALIFORNIA	1 p.m.	PAC12	Fri., Feb. 24	OREGON STATE at CALIFORNIA	7 p.m.	FS1
Sat., Jan. 14	UCLA at UTAH	3 p.m.	PAC12	Sat., Feb. 25	OREGON at STANFORD	1 p.m.	PAC12
Sat., Jan. 14	WASHINGTON at STANFORD	5 p.m.	PAC12	Sat., Feb. 25	UCLA at ARIZONA	TBD	ESPN/2
Sat., Jan. 14	OREGON STATE at OREGON	7:30 p.m.	PAC12	Sun., Feb. 26	USC at ARIZONA STATE	3:30 p.m.	PAC12
Sun., Jan. 15	USC at COLORADO	5:30 p.m.	ESPNU	Sun., Feb. 26	WASHINGTON at WASHINGTON STATE	5:30 p.m.	ESPNU
Wed., Jan. 18	UTAH at WASHINGTON STATE	6 p.m.	PAC12	Wed., Mar. 1	WASHINGTON STATE at USC	7 p.m.	PAC12
Wed., Jan. 18	COLORADO at WASHINGTON	8 p.m.	ESPNU	Wed., Mar. 1	WASHINGTON at UCLA	8 p.m.	FS1
Thurs., Jan. 19	ARIZONA at USC	6 p.m.	PAC12	Thurs., Mar. 2	STANFORD at COLORADO	6 p.m.	ESPN/2
Thurs., Jan. 19	CALIFORNIA at OREGON	6 p.m.	ESPN/2				
Thurs., Jan. 19	ARIZONA STATE at UCLA	8 p.m.	FS1				

PAC-12 COMPOSITE SCHEDULE

Thurs., Mar. 2	CALIFORNIA at UTAH	8 p.m.	ESPNU
Sat., Mar. 4	CALIFORNIA at COLORADO	11 a.m.	PAC12
Sat., Mar. 4	ARIZONA at ARIZONA STATE	1 p.m.	CBS
Sat., Mar. 4	STANFORD at UTAH	1 p.m.	PAC12
Sat., Mar. 4	OREGON at OREGON STATE	3 p.m.	ESPN/2
Sat., Mar. 4	WASHINGTON at USC	3:30 p.m.	PAC12
Sat., Mar. 4	WASHINGTON STATE at UCLA	6:30 p.m.	ESPNU

**Mar. 8-11 Pac-12 Men's Basketball Tournament
T-Mobile Arena, Las Vegas, Nev.**

Wed., Mar. 8	Pac-12 Tournament – First Round	12 noon PT	PAC12
	Pac-12 Tournament – First Round	2:30 p.m. PT	PAC12
	Pac-12 Tournament – First Round	6 p.m. PT	PAC12
	Pac-12 Tournament – First Round	8:30 p.m. PT	PAC12
Thurs., Mar. 9	Pac-12 Tournament – Quarterfinals	12 noon PT	PAC12
	Pac-12 Tournament – Quarterfinals	2:30 p.m. PT	PAC12
	Pac-12 Tournament – Quarterfinals	6 p.m. PT	PAC12
	Pac-12 Tournament – Quarterfinals	8:30 p.m. PT	ESPN
Fri., Mar. 10	Pac-12 Tournament – Semifinals	6 p.m. PT	PAC12
	Pac-12 Tournament – Semifinals	8:30 p.m. PT	ESPN
Sat., Mar. 11	Pac-12 Tournament – Championship	8 p.m. PT	ESPN

In-Season Tournament and Neutral Sites:

- (1) 2016 Pac-12 China Game, Shanghai, China (Mercedes Benz Arena)
 - (2) Armed Forces Classic, Honolulu, Hawaii (Stan Sheriff Center)
 - (3) Kennewick, Wash. (Toyota Center)
 - (4) Puerto Rico Tip-Off, Orlando, Fla. (ESPN Wide World of Sports Complex)
 - (5) Paradise Jam, St. Thomas, Virgin Islands (UVI Sports and Fitness Center)
 - (6) Maui Invitational, Lahaina, Hawaii (Lahaina Civic Center)
 - (7) Legends Classic, Brooklyn, N.Y. (Barclays Center)
 - (8) Sacramento, Calif. (Golden 1 Center)
 - (9) AdvoCare Invitational, Lake Buena Vista, Fla. (HP Field House)
 - (10) Las Vegas Invitational, Las Vegas, Nev. (Orleans Arena)
 - (11) Wooden Legacy, Fullerton & Anaheim, Calif. (Titan Gym & Honda Center)
 - (12) Global Sports Classic, Las Vegas, Nev. (Thomas & Mack Center)
 - (13) Atlantis Showcase, Nassau, Bahamas (Imperial Arena at Atlantis)
 - (14) HoopHall LA '16, Los Angeles, Calif. (Staples Center)
 - (15) Jimmy V Classic, New York, N.Y. (Madison Square Garden)
 - (16) Pearl Harbor Invitational, Honolulu, Hawaii (Bloch Arena)
 - (17) Kansas City, Mo. (Sprint Center)
 - (18) Dam City Classic, Portland, Ore. (Moda Center)
 - (19) Lone Star Shootout, Houston, Texas (Toyota Center)
 - (20) CBS Sports Classic, Las Vegas, Nev. (T-Mobile Arena)
 - (21) Portland Showcase, Portland, Ore. (Moda Center)
 - (22) Las Vegas Classic, Las Vegas, Nev. (Orleans Arena)
 - (23) Diamond Head Classic, Honolulu, Hawaii (Stan Sheriff Center)
 - (24) Spokane, Wash. (Spokane Arena)
- All times listed are Pacific Time Zone.*



2017 NCAA TOURNAMENT

FIRST FOUR

Tuesday, March 14 & Wednesday, March 15:
Dayton Arena, Dayton, Ohio
(University of Dayton, host)

FIRST & SECOND ROUNDS

Thursday, March 16 & Saturday, March 18:
First Niagara Center, Buffalo, N.Y.
(Metro Atlantic Athletic Conference, host)

BMO Harris Bradley Center, Milwaukee, Wis.
(Marquette, host)

Amway Center, Orlando, Fla.
(UCF/Stetson, hosts)

**EnergySolutions Arena, Salt Lake City, Utah
(Utah, host)**

Friday, March 17 & Sunday, March 19:
Greensboro Coliseum, Greensboro, N.C.
(Atlantic Coast Conference, host)

Bankers Life Fieldhouse, Indianapolis, Ind.
(Horizon League/IUPUI, hosts)

BOK Center, Tulsa, Okla.
(Tulsa, host)

Golden 1 Center, Sacramento, Calif.
(Sacramento State, host)

REGIONALS

Thursday, March 23 & Saturday, March 25:
Sprint Center, Kansas City, Mo.
(Big 12 Conference, host)

**SAP Center, San Jose, Calif.
(Pac-12 Conference, host)**

Friday, March 24 & Sunday, March 26:
FedExForum, Memphis, Tenn.
(Memphis, host)

Madison Square Garden, New York, N.Y.
(St. John's/Big East Conference, hosts)

FINAL FOUR

Saturday, April 1 and Monday, April 3:
University of Phoenix Stadium, Phoenix
(Arizona State, host)
Information: www.ncaasports.com

Future Final Four Sites

- 2018 Alamodome, San Antonio (March 31/April 2)
- 2019 U.S. Bank Stadium, Minneapolis (April 6/8)
- 2020 Mercedes-Benz Stadium, Atlanta (April 4/6)
- 2021 Lucas Oil Stadium, Indianapolis (April 3/5)



UCLA's Lew Alcindor (Kareem Abdul-Jabbar) and Bill Walton flank John Wooden - arguably two of the greatest college players and coach ever.

Then came UCLA and its unlikely-to-ever-be-duplicated feat of seven consecutive NCAA Championships (11 overall), which was engineered by the great John Wooden – “The Wizard of Westwood.” The Bruins actually won a pair of titles in 1964 and '65, then began their streak in 1967 (Alcindor's first season). A loss to North Carolina State in the 1974 Finals ended the streak, but UCLA came back the following season to defeat Kentucky for its 10th title in 12 years.

After UCLA captured the school's 11th title in 1995 with a victory over Arkansas, the Arizona Wildcats became the sixth Pac-12 team to capture the league's 16th men's basketball championship in 1997. The Wildcats became the first team in the history of the tournament to defeat three number one seeds (Kansas, North Carolina and Kentucky) en route to the title.



Arizona State's James Harden is one of four former Pac-12 players to play for Team USA in the 2012 London Olympics.

With 16 NCAA Championships (by six different schools) under its belt, it's easy to see why Pac-12 Basketball has as rich and as storied a tradition of hoop excellence as any Conference – if not more so.

Some of the best ever to play the game have passed through this league – Jason Kidd, Gary Payton, Kareem Abdul-Jabbar (Lew Alcindor), Bill Walton, Hank Luisetti, Sidney Wicks, Bob Houbregs, Jack Gardner. The same is true on the coaching side – John Wooden, Slats Gill, Ralph Miller, Pete Newell, Marv Harshman, Everett Dean, Lute Olson and Mike Montgomery.

The “Conference of Champions” has claimed a record 16 NCAA Tournament titles, 38 NCAA Final Four Appearances, 91 consensus All-Americans, 17 National Players of the Year, 27 Naismith Memorial Basketball Hall of Fame members . . . well, you get the picture.

Pac-12 Basketball began more than 100 years ago with the formation of the Pacific Coast Conference. California won the first title in 1916 with a 5-3 record, ahead of competitors Oregon State (5-3) and Washington (2-6). That season also produced the league's first All-American, Ade Sieberts of Oregon State. Six teams competed the following year, and Washington State's 8-1 mark stood above the others.

With the expansion of the PCC to eight teams in 1922, the league was split into north and south divisions, with the divisional champions meeting in a playoff. Idaho defeated California in the first playoff and produced the Conference's fifth All-American in eight seasons in Al Fox.


The NCAA Tournament became a reality with the 1939 season, and a Pac-12 (PCC) team was the first to win it, as Oregon defeated Texas, Oklahoma and Ohio State en route to the title in Evanston, Ill. USC was in the Final Four the next year, while Washington State advanced to the title game in 1941, but fell to Wisconsin by five, 39-34. Stanford claimed the NCAA crown the following year with a 53-38 win over Dartmouth. Utah, which joined the Pac-12 in 2011, captured the 1944 NCAA title with a 42-40 overtime victory over Dartmouth.

Pete Newell's California Golden Bears won the 1959 NCAA title with a win over West Virginia, and were runners-up to Ohio State the following season.

In recent years, the Pac-12 has enjoyed a large amount of success - as evidenced by NCAA "Sweet 16" appearances in 26 of the past 29 seasons, at least half its teams in postseason play in 26 of the last 29 seasons, 13 national and freshman players of the year in the last 28 seasons and a couple of NIT pre- and postseason titles, just to name a few of the accolades – giving the Pac-12 the right to proudly be referred to as “The Conference of Champions.”

THIS IS PAC-12 BASKETBALL ...

- 16 NCAA titles - tied with the ACC for the most of any conference.
- Since 2008, the Pac-12 has had 38 players drafted in the first round of the NBA Draft. Over the last 10 NBA Drafts a total of 67 Pac-12 players have been selected representing all 12 of the Conference's member institutions.
- Nine athletes from current Pac-12 member schools participated in men's basketball at the 2016 Rio Games, including gold medalists DeMar DeRozan and Klay Thompson from Team USA. Even when accounting for expansion (Utah alumni Andrew Bogut and Kim Tillie) and transfers (Chamberlain Oguchi - Oregon to Illinois State), the Pac-12's six athletes in men's hoops tied for the most of any conference at the games. Washington State led all men's hoops programs with three alumni (Aron Baynes, Brock Motum and Thompson).
- Pac-12 members were well represented by alumni and former players during the 2016 NBA Finals between the Golden State Warriors and champion Cleveland Cavaliers. The Warriors' roster featured Andrew Bogut (Utah), Andre Iguodala (Arizona), Kevon Looney (UCLA) and Klay Thompson (Washington State), coaches Steve Kerr (Arizona), Luke Walton (Arizona), Bruce Fraser (Arizona) and Jarron Collins (Stanford), and General Manager Bob Myers (UCLA). The Cavs were bolstered by Channing Frye (Arizona), Richard Jefferson (Arizona) and Kevin Love (UCLA), assistant coach Bret Brielmaier (Arizona), and General Manager David Griffin (Arizona State) ... The Pac-12 had 62 former players on NBA opening day rosters last season, second only to the ACC's 74.



Oregon State's Gary Payton was one of college basketball's most dominant players in the late-1980's. He was inducted into the Basketball Hall of Fame in 2013.





► UCLA's Bryce Alford is the Pac-12's returning career leader in points, assists and three pointers.

► Stanford's Marcus Allen is the returning Pac-12 career leader with 110 steals entering the 2016-17 season.



► Colorado's Wesley Gordon enters his senior season with 156 career blocks, the most of any returning Pac-12 player.



WILDCAT FACTS

Location: Tucson, AZ 85721
Founded/Enrollment: 1885/42,236
Colors: Cardinal & Navy
 (Pantone® 200/281)
Joined Pac-12: 1978-79
All-time record: 1,737-918 (111 seasons)
President: Dr. Ann Weaver Hart
Faculty Rep: Jory Hancock
Athletic Director: Greg Byrne
SWA: Erika Barnes

Head Coach: Sean Miller (Pittsburgh, '92)
Career Record: 308-108 (12 years)
Arizona Record: 188-61 (7 years)
Pac-12 Record: 91-35 (7 years)
Office: (520) 621-2430
Fax: (520) 621-2202

Associate Head Coach: Joe Pasternack
Assistant Coaches: Emanuel Richardson,
 Mark Phelps

Basketball SID: Matt Ensor
E-mail: mensor@email.arizona.edu
Office: (520) 621-0916
Cell: (541) 513-6627

Local Radio: KCUB (1290 AM)

Home Court: McKale Center
 (14,655/1973)
Record in McKale: 561-103 (44 years)
Press Row Phone: (520) 621-4334
Press Will-Call: Northeast entrance
Press Row Location: Courtside across
 from benches, baselines, Section 24

RECORD HOLDERS

POINTS

Career: 2555 – Sean Elliott, 1986-89
Season: 848 – Khalid Reeves, 1994
Game: 46 – Ernie McCray vs. CSLA,
 2/6/60

THREE-POINT FIELD GOALS

Career: 342 – Salim Stoudamire, 2002-05
Season: 120 – Salim Stoudamire, 2005
Game: 9 – Salim Stoudamire vs. Oregon
 State, 2/20/05
 Gabe York vs. Stanford, 3/5/16

REBOUNDS

Career: 1190 – Al Fleming, 1973-76
Season: 375 – Jordan Hill, 2009
Game: 26 – Bill Reeves vs. UCSB,
 2/1/56
 Joe Skaisgir vs. CSLA, 1/31/62

ASSISTS

Career: 810 – Russell Brown, 1978-81
Season: 247 – Russell Brown, 1979
Game: 19 – Russell Brown vs. Grand
 Canyon, 12/8/79

STEALS

Career: 245 – Jason Terry, 1996-99
Season: 85 – Jason Terry, 1997
Game: 9 – Bennett Davison vs. Stanford,
 2/28/98

BLOCKED SHOTS

Career: 278 – Anthony Cook, 1986-89
Season: 102 – Loren Woods, 2000
Game: 14 – Loren Woods vs. Oregon,
 2/3/00

ARIZONA NUMERICAL ROSTER

No.	Name	Pos.	Ht.	Wt.	Yr.	Exp.	Hometown/Last School
0	Parker Jackson-Cartwright	G	5-11	170	Jr.	2L	Los Angeles, Calif./Sierra Canyon HS
1	Rawle Alkins	G	6-5	220	Fr.	HS	Brooklyn, NY/Word of God Academy
2	Kobi Simmons	G	6-5	175	Fr.	HS	Atlanta, Georgia/St. Francis HS
3	Dylan Smith#	G	6-5	170	So.	TR	Mobile, Ala./UNC Asheville
5	Kadeem Allen*	G	6-3	205	R-Sr.	1L	Wilmington, N.C./Hutchinson CC
10	Lauri Markkanen	F	7-0	230	Fr.	HS	Jyväskylä, Finland/Helsinki Academy
14	Dušan Ristić	C	7-0	245	Jr.	2L	Novi Sad, Serbia/Sunrise Christian Academy
20	Talbott Denny#	F	6-5	215	Sr.	TR	Tucson, Ariz./Lipscomb
21	Chance Comanche	C	6-11	215	So.	1L	Beverly Hills, Calif./Beverly Hills HS
24	Ray Smith*	F	6-8	220	R-Fr.	HS	Las Vegas, Nev./Las Vegas HS
25	Keanu Pinder	F	6-9	220	Jr.	JC	Perth, Australia/Hutchinson CC
35	Allonzo Trier	G	6-5	205	So.	1L	Seattle, Wash./Findlay Prep (Nev.)
50	Tyler Trillo*^	G	5-11	170	R-So.	TR	Southbury, Conn./Terryville HS/Roger Williams University
51	Paulo Cruz^	G	6-4	210	So.	1L	San Diego, Calif./Francis Parker HS
55	Jake Desjardins^	F	6-6	215	Fr.	HS	Henderson, Nev./Coronado HS

* - Has used redshirt year. Returning starter in **bold**. ^ - Walk-on. # - Will sit the 2016-17 season.



HEAD COACH - SEAN MILLER

- In 12 seasons as a Division I head coach, Sean Miller has yet to suffer through a losing season, making him one of just eight current Division I head coaches with at least 10 years of experience who can make that claim.
- Through his first seven seasons as coach at Arizona, Miller has amassed a record of 91-35 in Pac-12 games, a .722 win percentage that ranks fourth in Pac-12 history for coaches with six or more seasons in the league.
- Has guided a team to the NCAA Tournament in nine of his 12 years of head coaching, with six Sweet 16 and four Elite Eight appearances.
- In 2007-08, set a record for most victories in a season at Xavier, 30, earning Atlantic 10 Conference Coach of the Year honors.

MILLER YEAR-BY-YEAR

Year	School	ALL W-L	CONFERENCE W-L	Fin.	Conf.	POSTSEASON NCAA	Other
2004-05	Xavier	17-12	10-6	T2nd	A-10		
2005-06	Xavier	21-11	8-8	T7th	A-10	0-1	
2006-07	Xavier	25-9	13-3	T1st	A-10	1-1	
2007-09	Xavier	30-7	14-2	1st	A-10	3-1	
2008-09	Xavier	27-8	12-4	1st	A-10	2-1	
<i>Xavier totals (5 years)</i>		<i>120-47 (.719)</i>	<i>57-23 (.713)</i>			<i>6-4 (.600)</i>	<i>0-0</i>
2009-10	Arizona	16-15	10-8	4th	Pac-10		
2010-11	Arizona	30-8	14-4	1st	Pac-10	3-1	
2011-12	Arizona	23-12	12-6	4th	Pac-12		0-1 (NIT)
2012-13	Arizona	27-8	12-6	T2nd	Pac-12	2-1	
2013-14	Arizona	33-5	15-3	1st	Pac-12	3-1	
2014-15	Arizona	34-4	16-2	1st#	Pac-12	3-1	
2015-16	Arizona	25-9	12-6	T3rd	Pac-12	0-1	
<i>Arizona totals (7 years)</i>		<i>188-61 (.755)</i>	<i>91-35 (.722)</i>			<i>11-5 (.688)</i>	<i>0-1</i>
Career totals (12 years)		308-108 (.740)	148-58 (.718)			17-9 (.654)	0-1

- Pac-12 Tournament Champions

2016-17 SCHEDULE

November

Fri., 11	vs. Michigan State (1)	4 p.m.	ESPN
Tues., 15	CSU BAKERSFIELD	7 p.m.	PAC12
Fri., 18	SACRED HEART (2)	7 p.m.	PAC12
Mon., 21	NORTHERN COLORADO (2)	6 p.m.	PAC12
Thurs., 24	vs. Santa Clara (3)	7:30 p.m.	FS1
Fri., 25	vs. Butler/Vanderbilt (3)	5/7:30 p.m.	FS1
Wed., 30	TEXAS SOUTHERN	6 p.m.	PAC12

December

Sat., 3	vs. Gonzaga (4)	2:30 p.m.	ESPN
Tues., 6	UC IRVINE	7 p.m.	PAC12
Sat., 10	at Missouri	9 a.m.	ESPN2
Wed., 14	GRAND CANYON	8 p.m.	ESPNU
Sat., 17	vs. Texas A&M (5)	9 a.m.	ESPN2
Tues., 20	NEW MEXICO	6 p.m.	PAC12
Fri., 30	at California *	8 p.m.	ESPN2

January

Sun., 1	at Stanford *	5 p.m.	PAC12
Thurs., 5	UTAH *	7 p.m.	FS1
Sat., 7	COLORADO *	6:30 p.m.	PAC12
Thurs., 12	ARIZONA STATE *	6 p.m.	ESPN/2
Thurs., 19	at USC *	6 p.m.	PAC12
Sat., 21	at UCLA *	1 p.m.	CBS
Thurs., 26	WASHINGTON STATE *	6:30 p.m.	PAC12
Sun., 29	WASHINGTON *	12:30 p.m.	FOX

February

Thurs., 2	at Oregon State *	6 p.m.	ESPN/2
Sat., 4	at Oregon *	TBD	ESPN/2
Wed., 8	STANFORD *	8 p.m.	FS1
Sat., 11	CALIFORNIA *	TBD	ESPN/2
Thurs., 16	at Washington State *	6 p.m.	FS1
Sat., 18	at Washington *	5 p.m.	ESPN/2
Thurs., 23	USC *	7 p.m.	PAC12
Sat., 25	UCLA *	TBD	ESPN/2

March

Sat., 4	at Arizona State *	1 p.m.	CBS
8-11	Pac-12 Tournament (6)		

- (1) Armed Forces Classic, Honolulu, Hawaii (Stan Sheriff Center)
 (2) Continental Tire Las Vegas Invitational, Tucson, Ariz. (McKale Center)
 (3) Continental Tire Las Vegas Invitational, Las Vegas, Nev. (Orleans Arena)
 (4) HoopHall LA '16, Los Angeles, Calif. (STAPLES Center)
 (5) Houston, Texas (Toyota Center)
 (6) Las Vegas, Nev. (T-Mobile Arena)

* Pac-12 Game
 Game times PT

2015-16 RESULTS (25-9, 12-6)

11/13	Pacific	W	79-61
11/16	Bradley	W	90-60
11/19	Boise State (1)	W	88-76
11/22	Northwestern State	W	61-42
11/26	vs. Santa Clara (2)	W	75-73
11/27	vs. Providence (2)	L	65-69
11/29	vs. Boise State (3)	W	68-59
12/5	at #13 Gonzaga	W	68-63
12/9	Fresno State	W	85-72
12/13	Missouri	W	88-52
12/16	Northern Arizona	W	92-37
12/19	UNLV	W	82-70
12/22	Long Beach State	W	85-70
1/3	at Arizona State *	W	94-82
1/7	at UCLA *	L	84-87
1/9	at USC *	L	101-103 (40T)
1/14	Washington *	W	99-67
1/16	Washington State *	W	90-66
1/21	at Stanford *	W	71-57
1/23	at California *	L	73-74
1/28	#23 Oregon *	L	75-83
1/30	Oregon State *	W	80-63
2/3	at Washington State *	W	79-64
2/6	at Washington *	W	77-72
2/12	UCLA *	W	81-75
2/14	#23 USC *	W	86-78
2/17	Arizona State *	W	99-61
2/24	at Colorado *	L	72-75
2/27	at #22 Utah *	L	64-70
3/3	#25 California *	W	64-61
3/5	Stanford *	W	94-62
3/10	vs. Colorado (4)	W	82-78
3/11	vs. #8 Oregon (4)	L	89-95 (OT)
3/17	vs. 11-Wichita State (5)	L	55-65

- (1) DirecTV Wooden Legacy
 (2) DirecTV Wooden Legacy Opening Games, Fullerton, Calif. (Titan Gym)
 (3) DirecTV Wooden Legacy, Anaheim, Calif. (Honda Center)
 (4) Pac-12 Tournament, Las Vegas, Nev. (MGM Grand Garden Arena)
 (5) NCAA Tournament South Region, Providence, R.I. (Dunkin Donuts Center)
 *Pac-12 Conference Game. Rankings listed are AP.

RECENT FINISHES

Year	CONF.		ALL		Post.
	W-L	Fin.	W-L		
78-79	10-8	4t	16-11		
79-80	6-12	6	12-15		
80-81	8-10	5t	13-14		
81-82	4-14	8t	9-18		
82-83	1-17	10	4-24		
83-84	8-10	5t	11-17		
84-85	12-6	3t	21-10	NCAA	
85-86	14-4	1	23-9	NCAA	
86-87	13-5	2	18-12	NCAA	
87-88	17-1	1*	35-3	NCAA^	
88-89	17-1	1*	29-4	NCAA	
89-90	15-3	1t*	25-7	NCAA	
90-91	14-4	1	28-7	NCAA	
91-92	13-5	3	24-7	NCAA	
92-93	17-1	1	24-4	NCAA	
93-94	14-4	1	29-6	NCAA^	
94-95	13-5	2	23-8	NCAA	
95-96	13-5	2	26-7	NCAA	
96-97	11-7	5	25-9	NCAA#	
97-98	17-1	1	30-5	NCAA	
98-99	13-5	2	22-7	NCAA	
99-00	15-3	1t	27-7	NCAA	
00-01	15-3	2	28-8	NCAA+	
01-02	12-6	2t*	24-10	NCAA	
02-03	17-1	1	28-4	NCAA	
03-04	11-7	3	20-10	NCAA	
04-05	15-3	1	30-7	NCAA	
05-06	11-7	4t	20-13	NCAA	
06-07	11-7	3t	20-11	NCAA	
07-08	8-10	7	19-15	NCAA	
08-09	9-9	5t	21-14	NCAA	
09-10	10-8	4	16-15		
10-11	14-4	1	30-8	NCAA	
11-12	12-6	4	23-12	NIT	
12-13	12-6	2t	27-8	NCAA	
13-14	15-3	1	33-5	NCAA	
14-15	16-2	1*	34-4	NCAA	
15-16	12-6	3t	25-9	NCAA	

- * - Pac-10 Tournament Champion
 # - NCAA Champion
 + - NCAA runner-up
 ^ - NCAA Final Four

2015-16 ARIZONA STATISTICS (Overall: 25-9, Pac-12: 12-6/T-3rd) - Returning players in **bold**.

Player	GP-GS	Min/Avg	TOTAL		3-PTS		FT-A		REBOUNDS			A	TO	Blk	Stl	Pts	Avg	
			FG-A	Pct	3FG-A	Pct	Pct	Pct	Off/Def	Tot	Avg							Pf-FO
Anderson, Ryan	33-33	963/29.2	174-319	.545	2-7	.286	155-208	.745	99/235	334	10.1	70-1	26	63	20	23	505	15.3
York, Gabe	34-34	1133/33.3	177-419	.422	98-233	.421	59-78	.756	19/90	109	3.2	70-0	76	71	9	30	511	15.0
Trier, Allonzo	27-21	757/28.0	122-262	.466	40-110	.364	115-145	.793	12/77	89	3.3	52-2	31	52	6	14	399	14.8
Tarczewski, Kaleb	26-24	712/27.4	80-150	.533	0-0	.000	84-118	.712	67/175	242	9.3	77-1	17	34	36	7	244	9.4
Allen, Kadeem	34-28	848/24.9	100-215	.465	18-50	.360	67-95	.705	8/98	106	3.1	82-2	121	68	27	35	285	8.4
Ristic, Dusan	34-9	561/16.5	94-171	.550	3-8	.375	52-82	.634	48/80	128	3.8	67-1	27	42	23	5	243	7.1
Tollefsen, Mark	34-13	744/21.9	90-175	.514	26-73	.356	31-39	.795	42/60	102	3.0	64-2	44	19	20	13	237	7.0
Jackson-Cartwright	34-6	722/21.2	57-142	.401	27-72	.375	37-57	.649	9/47	56	1.6	73-1	116	48	7	21	178	5.2
Hazzard, Jacob	7-0	26/3.7	6-10	.600	4-6	.667	2-2	1.000	0/1	1	0.1	4-0	2	1	0	0	18	2.6
Simon, Justin	24-0	180/7.5	23-46	.500	1-3	.333	9-21	.429	7/22	29	1.2	22-0	8	14	6	7	56	2.3
Pitts, Elliott	7-2	149/21.3	7-26	.269	2-16	.125	0-2	.000	8/8	16	2.3	21-1	13	11	0	8	16	2.3
Comanche, Chance	23-0	139/6.0	16-33	.485	0-0	.000	11-16	.688	12/24	36	1.6	17-0	5	8	7	1	43	1.9
Cruz, Paulo	6-0	16/2.7	0-2	.000	0-2	.000	0-0	.000	0/0	0	0.0	2-0	0	1	0	0	0	0.0
TEAM									63/56	119	3.5	3		10				
ARIZONA	34		946-1970	.480	221-580	.381	622-863	.721	394/973	1367	40.2	624-11	486	442	161	164	2735	80.4
Opponents	34		853-2066	.413	204-646	.316	432-606	.713	322/732	1054	31.0	747-0	412	389	119	187	2342	68.9

SUN DEVIL FACTS

Location: Tempe, AZ 85287-2505

Founded/Enrollment: 1885/91,322

Colors: Maroon & Gold (Pantone® 208/123)

Joined Pac-12: 1978-79

All-time Record: 1,328-1,189 (104 years)

President: Dr. Michael Crow

Faculty Rep: Dr. Jeffrey Wilson

Athletic Director: Ray Anderson

SWA: Deana Garner-Smith

Head Coach: Bobby Hurley
(Duke, '92)

Career Record: 57-37 (3 years)

ASU Record: 15-17 (1 year)

Pac-12 Record: 5-13 (1 year)

Office: (480) 965-3261

Fax: (480) 965-9082

Associate Head Coach: Rashon Burno

Assistant Coaches: Levi Watkins, Anthony Coleman

Basketball SID: Doug Tammara

E-Mail: tammara@asu.edu

Office: (480) 965-5799

Cell: (480) 734-7795

Local Radio: KTAR (98.7 FM)

Home Court: Wells Fargo Arena
(10,734/1974)

Record in WFA: 416-190 (39 years)

Press Row Phone: (480) 965-7274/4778

Press Will-Call: Ticket office, west side

Press Row Location: Courtside and above opponent bench

RECORD HOLDERS

POINTS

Career: 2044 – Eddie House, 1997-2000

Season: 736 – Eddie House, 2000

Game: 61 – Eddie House vs. Cal, 1/8/00

THREE-POINT FIELD GOALS

Career: 323 – Stevin Smith, 1991-94

Season: 113 – Stevin Smith, 1993

Game: 10 – Twice. Last, Stevin Smith vs. Oregon State, 1/27/94

REBOUNDS

Career: 1022 – Tony Cerkenik, 1960-63

Season: 415 – Tony Cerkenik, 1961

Game: 27 – Mark Landsberger vs. San Diego State, 12/3/76

ASSISTS

Career: 551 – Derek Glasser, 2007-10

Season: 294 – Ahlon Lewis, 1998

Game: 16 – Ahlon Lewis vs. Northern Arizona, 12/23/97

STEALS

Career: 258 – Eddie House, 1997-2000

Season: 76 – Lafayette Lever, 1982

Game: 8 – Four times. Last, Stevin Smith vs. Alaska-Anchorage, 1/2/93

BLOCKED SHOTS

Career: 314 – Jordan Bachynski, 2011-14

Season: 133 – Jordan Bachynski, 2013

Game: 12 – Jordan Bachynski vs. Cal State Northridge, 12/8/12

ARIZONA STATE NUMERICAL ROSTER

No.	Name	Pos.	Ht.	Wt.	Yr.	Exp.	Hometown/Last School
0	Tra Holder	G	6-1	180	Jr.	2L	Los Angeles, Calif./Brentwood School
1	Maurice O'Field	G	6-5	205	Jr.	JC	Cleveland, Ohio/Midland JC
3	Sam Cunliffe	G	6-6	200	Fr.	HS	Seattle, Wash./Rainier Beach HS
4	Torian Graham	G	6-5	195	Sr.	JC	Durham, N.C./Christian Faith Center Academy/Chipola JC
5	Obinna Oleka	F	6-8	225	Sr.	JC	Washington D.C./Manatee-Sarasota College
11	Shannon Evans II	G	6-1	160	Jr.	TR	Suffolk, Va./Hargrave Academy/Bufalo
12	Andre Adams	F	6-9	225	So.	HS	Avondale, Ariz./Westview/IMG Academy
13	Vitaliy Shibel#	F	6-9	210	Fr.	HS	Ukraine/Lee Academy
22	Austin Witherill	G	6-0	170	Jr.	2L	Gilbert, Ariz./Highland HS
23	Romello White#	F/C	6-8	220	Fr.	HS	Suwannee, Ga./Wheeler HS
33	Ramon Vila	F	6-8	230	Fr.	HS	Barcelona, Spain/FC Barcelona
42	Jethro Tshisumpa	F/C	6-10	260	Fr.	HS	Democratic Republic of Congo/Mountain Mission School (Va.)
44	Kodi Justice	G	6-5	190	Jr.	2L	Mesa, Ariz./Dobson HS

* - Has used redshirt year. Returning starter in **bold**. # - Will sit the 2016-17 season.



HEAD COACH - BOBBY HURLEY

- Named the 14th head men's basketball coach in Sun Devil history on April 9, 2015. Led Sun Devils to 10-3 non-conference mark in first season in Tempe.
- Arrived at ASU after coaching Buffalo for two years. He led the Bulls to a school-record matching 23 wins in 2014-15, its first Mid-American Conference title and a trip to the NCAA Tournament.
- Coached MAC Players of the Year in 2013-14 and 2014-15.
- In 2013-14 Hurley was named a finalist for the Joe B. Hall Award, which is given to the nation's top first-year head coach.
- An NCAA Champion with Duke in 1991 and 1992. He was named the 1992 NCAA Final Four Most Outstanding Player.

HURLEY YEAR-BY-YEAR

Year	School	ALL W-L	CONFERENCE W-L	Fin.	Conf.	POSTSEASON NCAA	Other
2013-14	Buffalo	19-10	13-5	1st	MAC		
2014-15	Buffalo	23-10	12-6	T-1st	MAC	0-1	
<i>Buffalo totals (2 years)</i>		<i>42-20 (.677)</i>	<i>25-11 (.694)</i>			<i>0-1 (.000)</i>	
2015-16	Arizona State	15-17	5-13	11th	Pac-12		
<i>Arizona State totals (1 year)</i>		<i>15-17 (.469)</i>	<i>5-13 (.278)</i>			<i>0-0 (.000)</i>	
Career totals (2 years)		57-37 (.606)	30-24 (.556)			0-1 (.000)	

2016-17 SCHEDULE

November

Fri., 11	PORTLAND STATE	6 p.m.	PAC12
Sun., 13	CAL POLY	6 p.m.	PAC12
Thu., 17	vs. Northern Iowa (1)	1:30 p.m.	ESPNU
Fri., 18	vs. Oklahoma/Tulane (1)	2/4 p.m.	ESPNU
Sun., 20	vs. TBD (1)	TBD	ESPN2/UB3
Wed., 23	CITADEL	1 p.m.	PAC12
Mon., 28	vs. Kentucky (2)	4 p.m.	ESPN2

December

Sat., 3	UNLV	5 p.m.	PAC12
Tues., 6	vs. Purdue (3)	4 p.m.	ESPN
Sat., 10	at San Diego State	4 p.m.	CBSSN
Sat., 17	NEW MEXICO STATE	5 p.m.	PAC12
Tues., 20	CREIGHTON	6 p.m.	ESPN2
Thu., 22	CENTRAL ARKANSAS	12 p.m.	PAC12
Fri., 30	at Stanford*	6 p.m.	PAC12

January

Sun., 1	at California *	7 p.m.	PAC12
Thurs., 5	COLORADO *	6 p.m.	PAC12
Sat., 7	UTAH *	2 p.m.	PAC12
Thurs., 12	at Arizona *	6 p.m.	ESPNU/2
Thurs., 19	at UCLA *	8 p.m.	FS1
Sun., 22	at USC *	5:30 p.m.	ESPNU
Wed., 25	WASHINGTON *	8 p.m.	ESPNU
Sun., 29	WASHINGTON STATE *	11 a.m.	PAC12

February

Thurs., 2	at Oregon *	8 p.m.	FS1
Sat., 4	at Oregon State *	3 p.m.	PAC12
Wed., 8	CALIFORNIA *	8 p.m.	ESPNU
Sat., 11	STANFORD *	5 p.m.	PAC12
Thurs., 16	at Washington *	8 p.m.	FS1
Sat., 18	at Washington State *	2 p.m.	PAC12
Thurs., 23	UCLA *	6 p.m.	ESPNU/2
Sun., 26	USC *	3:30 p.m.	PAC12

March

Sat., 4	at Arizona *	1 p.m.	CBS
8-11	Pac-12 Tournament (4)		

- (1) Tire Pros Puerto Rico Tip-Off, Orlando, Fla. (ESPN Wide World of Sports Complex)
 (2) Legends Showcase, Nassau, Bahamas (Imperial Arena at Atlantis Resort)
 (3) Jimmy V Classic, New York, N.Y. (Madison Square Garden)
 (4) Las Vegas, Nev. (T-Mobile Arena)

* Pac-12 Game
 Game times PT

2015-16 RESULTS (15-17, 5-13)

11/13	Sacramento State	L	63-66
11/16	Belmont (1)	W	83-74
11/18	Kennesaw State (1)	W	91-53
11/23	vs. North Carolina State (2)	W	79-76
11/24	vs. Marquette (2)	L	73-78 (OT)
11/29	UC Santa Barbara	W	70-68
12/2	at Creighton *	W	79-77
12/5	#18 Texas A&M *	W	67-54
12/12	at #5 Kentucky	L	58-72
12/16	at UNLV	W	66-56
12/19	Houston Baptist	W	98-79
12/22	Stephen F. Austin	W	80-73
12/28	CSU Bakersfield	W	75-59
1/3	#8 Arizona *	L	82-94
1/7	at USC *	L	65-75
1/9	at UCLA *	L	74-81
1/14	Washington State *	W	84-73
1/16	Washington *	L	85-89
1/21	at California *	L	70-75
1/23	at Stanford *	L	73-75
1/28	Oregon State *	W	86-68
1/31	#23 Oregon *	L	74-91
2/3	at Washington *	L	83-95 (OT)
2/6	at Washington State *	W	67-55
2/12	#23 USC *	W	74-67
2/14	UCLA *	L	65-78
2/17	at #12 Arizona *	L	61-99
2/25	at #22 Utah *	L	46-81
2/28	at Colorado *	L	69-79
3/3	Stanford *	W	74-64
3/5	#25 California *	L	65-68
3/9	vs. Oregon State (3)	L	66-75

- (1) Legends Classic, Tempe, Ariz. (Wells Fargo Arena)
 (2) Legends Classic, Brooklyn, N.Y. (Barclays Center)
 (3) Pac-12 Tournament, Las Vegas, Nev. (MGM Grand Garden Arena)
 *Pac-12 Conference Game.
 Rankings listed are AP

RECENT FINISHES

Year	CONF.		ALL		Post.
	W-L	Fin.	W-L		
78-79	7-11	6t	16-14		
79-80	15-3	2	22-7	NCAA	
80-81	16-2	2	24-4	NCAA	
81-82	8-10	6t	13-14		
82-83	12-6	3t	19-14	NIT	
83-84	8-10	5t	13-15		
84-85	7-11	7	12-16		
85-86	8-10	5t	14-14		
86-87	6-12	8t	11-17		
87-88	6-12	7	13-16		
88-89	5-13	7	12-16		
89-90	6-12	7t	15-16	NIT	
90-91	10-8	3t	20-10	NCAA	
91-92	9-9	5t	19-14	NIT	
92-93	11-7	3t	18-10	NIT	
93-94	10-8	4t	15-13	NIT	
94-95	12-6	3	24-9	NCAA!	
95-96	6-12	8	11-16		
96-97	2-16	10	10-20		
97-98	8-10	5t	18-14	NIT	
98-99	6-12	9	14-16		
99-00	10-8	4t	19-13	NIT	
00-01	5-13	6t	13-16		
01-02	7-11	7	14-15	NIT	
02-03	11-7	4	20-12	NCAA	
03-04	4-14	10	10-17		
04-05	7-11	6t	18-14	NIT	
05-06	5-13	8t	11-17		
06-07	2-16	10	8-22		
07-08	9-9	5t	21-13	NIT	
08-09	11-7	3t	25-10	NCAA	
09-10	12-6	2	22-11	NIT	
10-11	4-14	10	12-19		
11-12	6-12	10	10-21		
12-13	9-9	6t	22-13	NIT	
13-14	10-8	5t	21-12	NCAA	
14-15	9-9	5t	18-16	NIT	
15-16	5-13	11	15-17		

! - NCAA Sweet Sixteen

2015-16 ARIZONA STATE STATISTICS (Overall: 15-17, Pac-12: 5-13/11th) - Returning players in **bold**.

Player	GP-GS	Min/Avg	TOTAL		3-PTS		REBOUNDS							PF-FO	A	TO	Blk	Stl	Pts	Avg
			FG-A	Pct	3FG-A	Pct	FT-A	Pct	Off/Def	Tot	Avg									
Holder, Tra	32-32	1017/31.8	140-362	.387	49-134	.366	125-172	.727	22/90	112	3.5	66-1	117	84	2	33	454	14.2		
Blakes, Gerry	32-29	962/30.1	128-332	.386	47-150	.313	50-69	.725	34/136	170	5.3	94-3	76	66	5	34	353	11.0		
Oleka, Obinna	32-18	792/24.8	104-263	.395	27-86	.314	73-94	.777	63/132	195	6.1	67-0	22	43	18	22	308	9.6		
Goodman, Savon	28-6	588/21.0	105-191	.550	0-4	.000	58-126	.460	61/119	180	6.4	87-3	15	40	14	16	268	9.6		
Atwood, Willie	32-32	866/27.1	78-196	.398	32-102	.314	80-102	.784	50/89	139	4.3	97-4	44	30	9	15	268	8.4		
Justice, Kodi	32-3	792/24.8	84-213	.394	60-150	.400	25-33	.758	12/57	69	2.2	78-1	76	53	5	30	253	7.9		
Jacobsen, Eric	32-32	722/22.6	91-158	.576	1-2	.500	62-97	.639	72/91	163	5.1	101-2	16	29	31	6	245	7.7		
Spight, Andre	27-8	526/19.5	60-177	.339	36-114	.316	23-29	.793	7/17	24	0.9	42-0	34	20	0	13	179	6.6		
O'Field, Maurice	23-0	148/6.4	5-21	.238	1-9	.111	1-2	.500	5/13	18	0.8	14-0	4	7	1	1	12	0.5		
Witherill, Austin	13-0	18/1.4	1-6	.167	1-5	.200	2-21	.000	0/0	0	0.0	0-0	0	1	0	0	5	0.4		
Harris, Tyler	8-0	13/1.6	0-0	.000	0-0	.000	0-0	.000	0/2	2	0.3	0-0	1	0	0	0	0	0.0		
Lawson, Shazier	5-0	6/1.2	0-0	.000	0-0	.000	0-0	.000	1/0	1	0.2	3-0	0	0	1	0	0	0.0		
TEAM									67/37	104	3.3	5	11							
ARIZONA STATE	32		796-1919.415		254-756.336		499-726.687		394/783	1177	36.8	654-15	405	384	86	170	2345	73.3		
Opponents	32		830-1812.458		224-634.353		483-690.700		302/857	1159	36.2	670-	483	411	150	186	2367	74.0		

GOLDEN BEAR FACTS

Location: Berkeley, CA 94720
Founded/Enrollment: 1868/38,204
Colors: Blue & Gold (Pantone® 282/123)
Joined Pac-12: 1915-16
All-time Record: 1,551-1,148 (107 years)

Chancellor: Nicholas B. Dirks
Faculty Rep: Bob Jacobsen
Director of Athletics: Michael Williams
SWA: Jenny Simon-O'Neill

Head Coach: Cuonzo Martin (Purdue '00)
Career Record: 165-108 (8 years)
California Record: 41-26 (2 years)
Pac-12 Record: 19-17 (2 years)
Office: (510) 642-0361
Fax: (510) 642-6807

Associate Head Coach: Tracy Webster
Assistant Coaches: Wyking Jones, Tim O'Toole

Basketball SID: Mara Rudolph
E-Mail: marar@berkeley.edu
Office: 510-643-5846
Cell: 510-384-6574

Local Radio: KGO (810 AM)

Home Court: Haas Pavilion (11,858/1999)
Record in Haas Pavilion/Harmon Gym: 744-349 (76 years)
Press Row Phone: (510) 642-3098
Press Will-Call: East entrance
Press Row Locations: East side of court

RECORD HOLDERS

POINTS

Career: 1835 – Jerome Randle, 2007-10
Season: 729 – Lamond Murray, 1994
Game: 48 – Ed Gray vs. Wash. St., 2/22/97

THREE-POINT FIELD GOALS

Career: 252 – Jerome Randle, 2007-10
Season: 92 – Jerome Randle 2010
Game: 9 – Joe Shipp vs. Fresno State, 12/11/01

REBOUNDS

Career: 1019 – Bob McKeen, 1952-55
Season: 382 – Ansley Truitt, 1972
Game: 27 – Bob Presley vs. St. Mary's, 12/6/67

ASSISTS

Career: 546 – Keith Smith, 1987-90
Season: 272 – Jason Kidd, 1994
Game: 18 – Jason Kidd vs. Stanford, 1/20/94

STEALS

Career: 204 – Jason Kidd, 1993-94
Season: 110 – Jason Kidd, 1993
Game: 8 – Jason Kidd vs. Washington, 1/28/93; A.J. Diggs vs. Cleveland State, 11/30/02

BLOCKED SHOTS

Career: 206 – Michael Stewart, 1994-97
Season: 73 – David Kravish, 2014
Game: 7 – Three times. Last, Michael Stewart vs. Stanford, 1/19/95

CALIFORNIA NUMERICAL ROSTER

No.	Name	Pos.	Ht.	Wt.	Yr.	Exp.	Hometown/Last School
1	Ivan Rabb	F	6-11	220	So.	1L	Oakland, Calif./Bishop O'Dowd HS
2	Sam Singer	G	6-4	205	Sr.	3L	Miami, Fla./Ransom Everglades HS
3	Grant Mullins	G	6-3	175	Sr.	GR	Burlington, Ontario, Canada/Notre Dame Secondary/Columbia
10	Brandon Chauca	G	5-9	160	Jr.	2L	Alexandria, Va./22 Feet Academy
12	Roger Moute a Bidas	F	6-6	206	Sr.	3L	Yaounde, Cameroon/Notre Dame Prep
13	Charlie Moore	G	5-11	170	Fr.	HS	Chicago, Ill./Morgan Park HS
14	Don Coleman	G	6-2	188	So.	JC	Augusta, Ga./Butler HS/Lawson State CC
15	Marcus Lee#	F	6-9	224	Sr.	TR	Antioch, Calif./Deer Valley HS/Kentucky
20	Derek King	G	6-3	200	Jr.	TR	Shanghai, China/Santa Teresa HS (Calif.)/Foothill College
21	Nick Hamilton*	G	6-4	192	Jr.	1L	Los Angeles, Calif./Westchester HS
22	Kingsley Okoroh	C	7-1	260	Jr.	2L	Derby, England/Westwind Prep
23	Jabari Bird	G	6-6	198	Sr.	3L	Vallejo, Calif./Salesian HS
25	Roman Davis*	F	6-7	190	Fr.	HS	Los Angeles, Calif./Windward HS
30	Koko Kurdoghlian	G	6-2	182	Fr.	HS	La Cañada, Calif./La Cañada HS
31	Stephen Domingo*	G	6-7	217	Sr.	1L	San Francisco, Calif./St. Ignatius/Georgetown
42	Cole Welle	F	6-7	228	Jr.	2L	Aptos, Calif./Aptos HS
44	Kameron Rooks*	C	7-0	250	Jr.	2L	San Marcos, Calif./Mission Hills HS

* - Has used redshirt year. Returning starter in **bold**. # - Transfer and will sit the 2016-17 season.



HEAD COACH - CUONZO MARTIN

- In second season in Berkeley in 2015-16, led Cal to 23 victories and a program-best No. 4 seed in the NCAA Tournament.
- Arrived at California after serving as head coach at Tennessee for three years, where he led the Vols to a spot in the 2014 NCAA Sweet 16 and a national ranking of No. 23 in the final USA Today coaches poll.
- Prior to Tennessee, Martin coached at Missouri State for three seasons.
- Has averaged more than 20 victories and made six postseason appearances over the past seven seasons.
- A recipient of the 2011 Ben Jobe National Coach of the Year award and Missouri State's first-ever Missouri Valley Conference Coach of the Year.

MARTIN YEAR-BY-YEAR

Year	School	ALL		CONFERENCE			POSTSEASON	
		W-L		W-L	Fin.	Conf.	NCAA	Other
2008-09	Missouri State	11-20		3-15	10th	MVC		
2009-10	Missouri State	24-12		8-10	7th	MVC		4-0 (CIT) & 1-1 (NIT)
2010-11	Missouri State	26-9		15-3	1st	MVC		5-1 (.833)
<i>Missouri State totals (3 years)</i>		<i>61-41 (.598)</i>		<i>26-28 (.481)</i>				<i>5-1 (.833)</i>
2011-12	Tennessee	19-15		10-6	2nd	SEC		1-1 (NIT)
2012-13	Tennessee	20-13		11-7	5th	SEC		0-1 (NIT)
2013-14	Tennessee	24-13		11-7	4th	SEC	3-1	
<i>Tennessee totals (3 years)</i>		<i>63-41 (.606)</i>		<i>32-20 (.615)</i>			<i>3-1 (.750)</i>	<i>1-2 (.500)</i>
2014-15	California	18-15 (.545)		7-11 (.389)	T8th	Pac-12		
2015-16	California	23-11 (.676)		12-6 (.667)	T3rd	Pac-12	0-1	
<i>California totals (2 years)</i>		<i>41-26 (.612)</i>		<i>19-17 (.528)</i>			<i>0-1</i>	
Career totals (8 years)		165-108 (.604)		77-65 (.542)			3-2 (.600)	6-3 (.667)

& - ColleagueInsider.com Tournament Champion.

2016-17 SCHEDULE

November			
Fri., 11	SOUTH DAKOTA STATE	7 p.m.	PAC12
Wed., 16	UC IRVINE	8 p.m.	PAC12
Mon, 21	vs. San Diego State (1)	8 p.m.	PAC12
Fri., 25	WYOMING	8 p.m.	PAC12
Sun., 27	SE LOUISIANA	5 p.m.	PAC12
Wed., 30	LOUISIANA TECH	6 p.m.	PAC12
December			
Sat., 3	ALCORN STATE	1 p.m.	PAC12
Tues., 6	vs. Princeton (2)	TBD	FS1
Wed., 7	vs. Seton Hall (2)	TBD	FS1
Sat., 10	UC DAVIS	7:30 p.m.	PAC12
Sat., 17	CAL POLY	5 p.m.	PAC12
Wed., 21	VIRGINIA	7 p.m.	ESPN2
Fri., 30	ARIZONA *	8 p.m.	ESPN2
January			
Sun., 1	ARIZONA STATE *	7 p.m.	PAC12
Thurs., 5	at UCLA *	6 p.m.	ESPN/2
Sun., 8	at USC *	7 p.m.	ESPNU
Thurs., 12	WASHINGTON *	6 p.m.	FS1
Sat., 14	WASHINGTON STATE *	1 p.m.	PAC12
Thurs., 19	at Oregon *	6 p.m.	ESPN/2
Sat., 21	at Oregon State *	7:30 p.m.	PAC12
Sun., 29	STANFORD *	5:30 p.m.	ESPNU
February			
Thurs., 2	UTAH *	6 p.m.	PAC12
Sun., 5	COLORADO *	1:30 p.m.	ESPNU
Wed., 8	at Arizona State *	8 p.m.	ESPNU
Sat., 11	at Arizona *	TBD	ESPN/2
Fri., 17	at Stanford *	7 p.m.	FS1
Fri., 24	OREGON STATE *	7 p.m.	FS1
Wed., 22	OREGON *	6 p.m.	ESPN2
March			
Thurs., 2	at Utah *	8 p.m.	ESPNU
Sat., 4	at Colorado *	11 a.m.	PAC12
8-11	Pac-12 Tournament (3)		

(1) Sacramento, Calif. (Golden 1 Center)
 (2) Pearl Harbor Invitational, Honolulu, Hawaii (Bloch Arena)
 (3) Las Vegas, Nev. (T-Mobile Arena)

* Pac-12 Game
 Game times PT

2015-16 RESULTS (23-11, 12-6)

11/13	Rice	W	97-65
11/16	UC Santa Barbara	W	85-67
11/20	East Carolina (1)	W	70-62
11/23	Sam Houston State (1)	W	89-63
11/26	vs. San Diego State (2)	L	58-72
11/27	vs. Richmond (2)	L	90-94
12/1	Seattle	W	66-52
12/5	at Wyoming	W	78-72 (OT)
12/9	Incarname Word	W	74-62
12/12	St. Mary's (Calif.)	W	63-59
12/19	Coppin State	W	84-51
12/22	at #5 Virginia	L	62-63 (OT)
12/28	Davidson	W	86-60
1/1	Colorado *	W	79-65
1/3	#21 Utah *	W	71-58
1/6	at Oregon *	L	65-68
1/9	at Oregon State *	L	71-77
1/14	at Stanford *	L	71-77
1/21	Arizona State *	W	75-70
1/23	#12 Arizona *	W	74-73
1/27	at Utah *	L	64-73
1/31	at Colorado *	L	62-70
2/6	Stanford *	W	76-61
2/11	#11 Oregon *	W	83-63
2/13	Oregon State *	W	83-71
2/18	at Washington *	W	78-75
2/21	at Washington State *	W	80-62
2/25	UCLA *	W	75-63
2/28	USC *	W	87-65
3/3	at #18 Arizona *	L	61-64
3/5	at Arizona State *	W	68-65
3/10	vs. Oregon State (3)	W	76-68
3/11	vs. #12 Utah (3)	L	78-82 (OT)
3/18	vs. 13-Hawai'i (4)	L	66-77

(1) Las Vegas Invitational, Berkeley, Calif.
 (2) Las Vegas Invitational, Las Vegas, Nev. (Orleans Arena)
 (3) Pac-12 Tournament, Las Vegas, Nev. (MGM Grand Garden Arena)
 (4) NCAA Tournament South Region, Spokane, Wash. (Spokane Arena)
 *Pac-12 Conference Game.
 Rankings listed are AP.

RECENT FINISHES

Year	CONF.		ALL		Post.
	W-L	Fin.	W-L	Post.	
78-79	4-14	10	6-21		
79-80	3-15	10	8-19		
80-81	5-13	8t	13-14		
81-82	8-10	6t	14-13		
82-83	7-11	6t	14-14		
83-84	5-13	9	12-16		
84-85	5-13	8t	13-15		
85-86	11-7	3	19-10		NIT
86-87	10-8	3t	20-15		NIT
87-88	5-13	8t	9-20		
88-89	10-8	5	20-13		NIT
89-90	12-6	3	22-10		NCAA
90-91	8-10	5t	13-15		
91-92	4-14	9	10-18		
92-93	12-6	2	21-9		NCAA
93-94	13-5	2t	22-8		NCAA
94-95 [^]	5-13	8t	13-14		
95-96 [^]	11-7	4	17-11		NCAA
96-97	12-6	2t	23-9		NCAA
97-98	8-10	5t	12-15		
98-99	8-10	5t	22-11		NIT
99-00	7-11	7	18-15		NIT
00-01	11-7	4t	20-11		NCAA
01-02	12-6	2t	23-9		NCAA
02-03	13-5	3	22-9		NCAA
03-04	9-9	4t	13-15		
04-05	6-12	8t	13-16		
05-06	12-6	3	20-11		NCAA
06-07	6-12	8	16-17		
07-08	6-12	9	17-16		NIT
08-09	11-7	3t	22-11		NCAA
09-10	13-5	1	24-11		NCAA
10-11	10-8	4t	18-15		NIT
11-12	13-5	2t	24-10		NCAA
12-13	12-6	2t	21-12		NCAA
13-14	10-8	5t	21-14		NIT
14-15	7-11	8t	18-15		
15-16	12-6	3t	23-11		NCAA

[^] Required by NCAA to forfeit five league/13 overall wins in 1994-95, nine league/15 overall wins in 1995-96, and the 1996 NCAA appearance.

2015-16 CALIFORNIA STATISTICS (Overall: 23-11, Pac-12: 12-6/T-3rd) - Returning players in bold.

Player	GP-GS	Min/Avg	TOTAL		3-PTS		REBOUNDS		PF-FO	A	TO	Blk	Stl	Pts	Avg			
			FG-A	Pct	3FG-A	Pct	FT-A	Pct								Off/Def	Tot	Avg
Wallace, Tyrone	28-25	901/32.2	151-343	.440	25-84	.298	100-154	.649	28/122	150	5.4	63-0	124	76	12	27	427	15.3
Brown, Jaylen	34-34	939/27.6	163-378	.431	30-102	.294	142-217	.654	36/146	182	5.4	108-5	67	105	22	27	498	14.6
Mathews, Jordan	34-19	1011/29.7	143-339	.422	89-214	.416	83-104	.798	25/91	116	3.4	73-1	43	46	0	16	458	13.5
Rabb, Ivan	34-34	975/28.7	161-262	.615	1-2	.500	103-154	.669	94/197	291	8.6	105-6	32	53	42	18	426	12.5
Bird, Jabari	33-22	883/26.8	125-271	.461	61-149	.409	31-46	.674	25/85	110	3.3	55-0	31	27	11	17	342	10.4
Singer, Sam	34-9	678/19.9	49-123	.398	10-37	.270	19-31	.613	16/70	86	2.5	70-3	90	47	2	17	127	3.7
Rooks, Kameron	33-10	566/17.2	47-82	.573	0-0	.000	26-46	.565	63/98	161	4.9	98-6	12	18	28	5	120	3.6
Domingo, Stephen	30-0	319/10.6	18-56	.321	11-36	.306	3-11	.273	19/34	53	1.8	29-0	17	10	8	5	50	1.7
Okoroh, Kingsley	31-17	335/10.8	20-33	.606	0-0	.000	6-17	.353	16/43	59	1.9	61-2	6	19	33	4	46	1.5
Kerr, Nick	7-0	11/1.6	3-6	.500	3-6	.500	0-0	.000	0/1	1	0.1	1-0	0	0	0	0	9	1.3
Moute a Bidiar, R	23-0	189/8.2	7-25	.280	5-11	.455	9-12	.750	4/18	22	1.0	36-1	6	5	2	1	28	1.2
Glapion, Brenden	8-0	17/2.1	1-7	.143	0-2	.000	4-6	.667	0/1	1	0.1	2-0	1	2	0	0	6	0.8
Welle, Cole	5-0	13/2.6	1-3	.333	0-0	.000	1-6	.167	0/3	3	0.6	1-0	0	0	0	1	3	0.6
Chauca, Brandon	9-0	38/4.2	1-9	.111	1-8	.125	2-21	.000	1/0	1	0.1	4-0	5	4	0	1	5	0.6
TEAM									59/62	121	3.6	0	7					
CALIFORNIA	34		890-1937.459		236-651.363		529-806.656		386/971	1357	39.9	706-24	434	419	160	139	2545	74.9
Opponents	34		789-1992.396		183-527.347		528-746.708		327/799	1126	33.1	694-	369	332	102	173	2289	67.3

BUFFS FACTS

Location: Boulder, CO 80309
Founded/Enrollment: 1876/32,220
Colors: Silver, Black, Gold
Joined Pac-12: 2011-12
All-time Record: 1,258-1,167 (116 years)

President: Bruce Benson
Chancellor: Phil DiStefano
Faculty Rep: David Clough
Athletic Director: Rick George
SWA: Ceal Barry

Head Coach: Tad Boyle (Kansas '85)
Career Record: 186-146 (10 years)
Colorado Record: 130-80 (6 years)
Pac-12 Record: 56-50 (6 years)
Office: (303) 492-6877
Fax: (303) 492-6607

Associate Head Coach: Jean Prioleau
Assistant Coaches: Mike Rohn, Bill Grier

Basketball SID: Troy Andre
E-Mail: troy.andre@colorado.edu
Office: (303) 492-4672
Cell: (303) 903-3654

Local Radio: 850 KOA / 760 KKZN

Home Court: Coors Events Center
 (11,064/1979)

Record in Coors Events Center:
 401-166 (37 years)

Press Row Phone: (303) 492-1552
Press Will-Call: Regent Drive (street level entrance)

Press Row Locations: Off the floor, NW and NE corners

RECORD HOLDERS

POINTS

Career: 2001 – Cory Higgins 2007-11; Richard Roby, 2004-08
Season: 779 – Alec Burks, 2011
Game: 47 – Cliff Meely vs. Oklahoma, 2/13/71

THREE-POINT FIELD GOALS

Career: 257 – Blair Wilson, 2000-04
Season: 87 – Kenny Price, 1999
Game: 9 – Kenny Price vs. Texas, 3/5/99

REBOUNDS

Career: 1054 – Stephane Pelle, 1999-03
Season: 401- André Roberson, 2012
Game: 31 – Burdette Haldorson vs. Oklahoma, 12/29/52

ASSISTS

Career: 562 – Jay Humphries, 1981-84
Season: 194 – Jose Winston, 2001
Game: 15 – Jose Winston vs. Coppin St., 1/2/01

STEALS

Career: 309 – Jay Humphries, 1980-84
Season: 115 – Jay Humphries, 1983
Game: 10 – Jay Humphries vs. Wis.-Milwaukee, 1/15/83

BLOCKED SHOTS

Career: 225 – David Harrison, 2001-04
Season: 106 – David Harrison, 2003
Game: 11 – David Harrison vs. Nebraska, 3/8/03

COLORADO NUMERICAL ROSTER

No.	Name	Pos.	Ht.	Wt.	Yr.	Exp.	Hometown/Last School
0	Thomas Akyazili	G	6-2	191	So.	1L	Antwerp, Belgium/Koninklijk Atheneum Deurne HS
1	Wesley Gordon*	F	6-9	245	Sr.	3L	Colorado Springs, Colo./Sierra HS
5	Deleon Brown	G	6-4	170	Fr.	HS	Grand Rapids, Mich./Brewster Academy (N.H.)
10	Alexander Strating	F	6-7	212	Fr.	HS	Wassenaar, Netherlands/American School of The Hague
11	Xavier Johnson*	G/F	6-7	230	Sr.	3L	Los Angeles, Calif./Mater Dei HS
12	Mitch Lombard	G	6-0	195	So.	1L	Castle Pines, Colo./Rock Canyon HS
13	Namon Wright	G	6-5	195	Jr.	TR	Los Angeles, Calif./Pacific Hills HS/Missouri
14	Tory Miller	F	6-9	242	Jr.	2L	Kansas City, Kan./New Hampton Prep (N.H.)
15	Dominique Collier	G	6-2	190	Jr.	2L	Denver, Colo./Denver East HS
21	Derrick White*	G	6-5	200	Sr.	TR	Parker, Colo./Legend HS/UC-Colorado Springs
23	Bryce Peters	G	6-4	195	Fr.	HS	La Puente, Calif./Damien HS
24	George King*	G	6-6	225	Jr.	2L	Fayetteville, N.C./Brennan HS (Texas)
25	Lucas Siewert	F	6-10	221	Fr.	HS	Joinville, Santa Catarina, Brazil/Cathedral (Calif.)
33	Josh Repine	G	6-3	195	Jr.	2L	Englewood, Colo./Kent Denver HS/New Hampton Prep (N.H.)
35	Dallas Walton	F/C	7-0	222	Fr.	HS	Arvada, Colo./Arvada West
44	Josh Fortune*	G	6-5	212	Sr.	1L	Hampton, Va./Kecoughtan HS/Providence

* - Has used redshirt year. Returning starter in **bold**.



HEAD COACH - TAD BOYLE

- First CU head coach to lead the Buffs to six-consecutive postseason appearances and three-consecutive NCAA Tournaments (2011 NIT, 2012-14 NCAA, 2015 CBI, 2016 NCAA).
- Won the 2012 Pac-12 Tournament for CU's first conference title since 1968-69 (Big 8 Conference). As 18th head coach in program history, Boyle's 130 wins in Boulder are the fourth-most on the CU all-time list.
- First CU coach to win 20 games in each of his first four years and first CU coach to have five 20+ win seasons, owning five of the nine 20-win seasons in school history.
- Boyle's teams hold a 88-15 mark at Coors Events Center for a home winning percentage of .854.

Year	School	ALL		CONFERENCE		POSTSEASON		
		W-L	W-L	Fin.	Conf.	NCAA	Other	
2006-07	Northern Colorado	4-24	2-14	--	Big Sky			
2007-08	Northern Colorado	13-16	6-10	T7th	Big Sky			
2008-09	Northern Colorado	14-18	8-8	5th	Big Sky			
2009-10	Northern Colorado	25-8	12-4	2nd	Big Sky			
<i>Northern Colorado (4 years)</i>		<i>56-66 (.460)</i>	<i>28-36 (.438)</i>			<i>0-0</i>	<i>0-0</i>	
2010-11	Colorado	24-14	8-8	T5th	Big 12		3-1& (NIT)	
2011-12	Colorado	24-12	11-7	T5th#	Pac-12	1-1		
2012-13	Colorado	21-12	10-8	5th	Pac-12	0-1		
2013-14	Colorado	23-12	10-8	T5th	Pac-12	0-1		
2014-15	Colorado	16-18	7-11	T8th	Pac-12		1-1 (CBI)	
2015-16	Colorado	22-12	10-8	5th	Pac-12	0-1		
<i>Colorado totals (6 years)</i>		<i>130-80 (.619)</i>	<i>56-50 (.528)</i>			<i>1-4 (.200)</i>	<i>4-2 (.667)</i>	
Career totals (10 years)		186-146 (.560)	84-86 (.494)			1-4 (.200)	4-2 (.667)	

& - NIT Semifinals. # - Pac-12 Tournament Champions

2016-17 SCHEDULE

November

Fri., 11	SACRAMENTO STATE	6 p.m.	PAC12
Mon., 14	SEATTLE (1)	6 p.m.	PAC12
Thurs., 17	ULM (1)	6 p.m.	PAC12
Mon., 21	vs. Notre Dame (2)	4 p.m.	ESPN2
Tues., 22	vs. Northwestern/Texas (2)	12:30/3 p.m.	ESPNU/2
Sun., 27	WOFFORD	11 a.m.	PAC12
Wed., 30	COLORADO STATE	6 p.m.	PAC12

December

Sat., 3	at Portland	7 p.m.	TBD
Wed., 7	XAVIER	6 p.m.	PAC12
Sat., 10	at BYU	7 p.m.	ESPN2
Sat., 17	FORT HAYS STATE	11 a.m.	PAC12
Mon., 19	at Air Force	6 p.m.	CBSSN
Thurs., 22	EASTERN WASHINGTON	5:30 p.m.	PAC12

January

Sun., 1	at Utah *	3:30 p.m.	ESPNU
Thurs., 5	at Arizona State *	6 p.m.	PAC12
Sat., 7	at Arizona *	6:30 p.m.	PAC12
Thurs., 12	UCLA *	8 p.m.	FS1
Sun., 15	USC *	5:30 p.m.	ESPNU
Wed., 18	at Washington *	8 p.m.	ESPNU
Sat., 21	at Washington State *	1 p.m.	PAC12
Thurs., 26	OREGON STATE *	5:30 p.m.	FS1
Sat., 28	OREGON *	6:30 p.m.	PAC12

February

Thurs., 2	at Stanford *	8 p.m.	PAC12
Sun., 5	at California *	1:30 p.m.	ESPNU
Thurs., 9	WASHINGTON *	7 p.m.	FS1
Sun., 12	WASHINGTON STATE *	5:30 p.m.	ESPNU
Thurs., 16	at Oregon State *	6 p.m.	PAC12
Sun., 19	at Oregon *	12 p.m.	FOX
Thurs., 23	UTAH *	8 p.m.	ESPNU

March

Thurs., 2	STANFORD *	6 p.m.	ESPN/2
Sat., 4	CALIFORNIA *	11 a.m.	PAC12
8-11	Pac-12 Tournament (3)		

(1) Legends Classic, Boulder, Colo. (Coors Events Center)
(2) Legends Classic, Brooklyn, N.Y. (Barclays Center)
(3) Las Vegas, Nev. (T-Mobile Arena)

* Pac-12 Game
Game times PT

2015-16 RESULTS (22-12, 10-8)

11/13	vs. #7 Iowa State (1)	L	62-68
11/17	at Auburn	W	91-84
11/20	Portland	W	85-63
11/22	Nebraska Omaha	W	87-82
11/25	Air Force	W	81-70
11/29	Northern Colorado	W	82-52
12/2	Fort Lewis College	W	95-71
12/6	at Colorado State	W	88-77
12/12	BYU	W	92-83
12/18	Nicholls State (2)	W	85-68
12/19	Hampton (2)	W	95-53
12/22	vs. Penn State (3)	W	71-70
12/23	vs. #18 SMU (3)	L	66-70
1/1	at California *	L	65-79
1/3	at Stanford *	W	56-55
1/8	Utah *	L	54-56
1/13	Oregon State *	W	71-54
1/17	Oregon *	W	91-87
1/20	at Washington *	L	83-95
1/23	at Washington State *	W	75-70
1/27	Stanford *	W	91-75
1/31	California *	W	70-62
2/4	at #16 Oregon *	L	56-76
2/6	at Oregon State *	L	56-60
2/11	Washington State *	W	88-81 (20T)
2/13	Washington *	W	81-80
2/17	at USC *	L	72-79
2/20	at UCLA *	L	53-77
2/24	#9 Arizona *	W	75-72
2/28	Arizona State *	W	79-69
3/5	at #13 Utah *	L	55-57
3/9	vs. Washington State (4)	W	80-56
3/10	vs. #15 Arizona (4)	L	78-82
3/17	vs. 9-Connecticut (5)	L	67-74

(1) Sioux Falls, S.D. (Sanford Pentagon)
(2) Continental Tire Las Vegas Classic, Boulder, Colo.
(3) Continental Tire Las Vegas Classic, Las Vegas, Nev. (Orleans Arena)
(4) Pac-12 Tournament, Las Vegas, Nev. (MGM Grand Garden Arena)
(5) NCAA Tournament South Region, Des Moines, Iowa (Wells Fargo Arena)

* Pac-12 Conference Game
Rankings listed are AP

RECENT FINISHES

Year	CONF.		ALL		Post.
	W-L	Fin.	W-L	Post.	
78-79	4-10	8	14-3		
79-80	7-7	4t	17-10		
80-81	5-9	6	16-12		
81-82	3-11	8	11-16		
82-83	3-11	8	13-15		
83-84	6-8	4t	16-13		
84-85	5-9	5t	11-17		
85-86	0-14	8	8-20		
86-87	3-11	8	9-19		
87-88	3-11	8	7-21		
88-89	2-12	8	7-21		
89-90	2-12	8	12-18		
90-91	5-9	6t	19-14		
91-92	4-10	8	13-15		
92-93	2-12	8	10-17		
93-94	2-12	8	10-17		
94-95	5-9	6	15-13	NIT	
95-96	3-11	8	9-18		
96-97	11-5	2	22-10	NCAA	
97-98	7-9	7t	13-14		
98-99	7-9	7t	18-15	NIT	
99-00	7-9	7	18-14	NIT	
00-01	5-11	9	15-15		
01-02	5-11	9	15-14		
02-03	9-7	5t	20-12	NCAA	
03-04	10-6	4t	18-11	NIT	
04-05	4-12	11	14-16		
05-06	9-7	5	20-10	NIT	
06-07	3-13	12	7-20		
07-08	3-13	12	12-20		
08-09	1-15	12	9-22		
09-10	6-10	8	15-16		
10-11	8-8	5t	24-14	NIT&	
11-12	11-7	5t	24-12	NCAA	
12-13	10-8	5	21-12	NCAA	
13-14	10-8	5t	23-12	NCAA	
14-15	7-11	8t	16-18	CBI	
15-16	10-8	5	22-12	NCAA	

1979-96 - member of Big 8
1997-2011 - member of Big 12
& - NIT Semifinalist

2015-16 COLORADO STATISTICS (Overall: 22-12, Pac-12; 10-8/5th) - Returning players in **bold**.

Player	GP-GS	TOTAL			3-PTS		REBOUNDS											
		Min/Avg	FG-A	Pct	3FG-A	Pct	FT-A	Pct	Off/Def	Tot	Avg	PF-FO	A	TO	Blk	Stl	Pts	Avg
Scott, Josh	32-31	979/30.6	187-352	.531	3-9	.333	146-195	.749	87/195	282	8.8	56-0	58	40	52	20	523	16.3
King, George	34-27	862/25.4	152-341	.446	68-149	.456	89-119	.748	55/104	159	4.7	60-0	23	63	8	13	461	13.6
Fortune, Josh	34-17	781/23.0	121-300	.403	55-143	.385	54-77	.701	22/113	135	4.0	61-2	76	76	6	26	351	10.3
Collier, Dominique	34-33	764/22.5	80-208	.385	40-90	.444	56-74	.757	9/64	73	2.1	100-3	91	69	4	38	256	7.5
Gordon, Wesley	34-33	947/27.9	80-192	.417	6-15	.400	80-116	.690	100/160	260	7.6	79-1	45	38	68	13	246	7.2
Fletcher, Tre'Shaun	34-14	666/19.6	75-189	.397	35-101	.347	55-66	.833	25/56	81	2.4	68-1	39	44	6	13	240	7.1
Miller, Tory	33-4	520/15.8	69-147	.469	0-4	.000	44-72	.611	64/87	151	4.6	53-0	6	35	12	10	182	5.5
Talton, Xavier	34-10	696/20.5	49-144	.340	23-64	.359	41-45	.911	16/70	86	2.5	73-2	65	40	3	25	162	4.8
Akyazili, Thomas	33-1	528/16.0	41-126	.325	17-59	.288	24-36	.667	3/50	53	1.6	76-1	53	31	8	17	123	3.7
Guzonjic, Kenan	13-0	53/4.1	7-19	.368	2-4	.500	4-7	.571	6/8	14	1.1	9-0	1	6	1	0	20	1.5
Brady, Brett	10-0	19/1.9	3-6	.500	2-4	.500	1-2	.500	1/5	6	0.6	1-0	0	2	0	2	9	0.9
Repine, Josh	6-0	8/1.3	1-3	.333	1-3	.333	0-0	.000	0/1	1	0.2	2-0	2	0	0	0	3	0.5
Stalzer, Eli	9-0	18/2.0	0-2	.000	0-2	.000	0-0	.000	0/2	2	0.2	0-0	2	0	0	0	0	0.0
Lombard, Mitch	6-0	9/1.5	0-1	.000	0-0	.000	0-0	.000	0/0	0	0.0	0-0	1	0	0	0	0	0.0
TEAM										58/72	130	3.8		10				
COLORADO	34		865-2030	.426	252-647	.389	594-809	.734	446/987	1433	42.1	638-10	462	454	168	177	2576	75.8
Opponents	34		852-2038	.418	212-597	.355	491-716	.686	324/818	1142	33.6	699-	357	375	153	254	2407	70.8

DUCK FACTS

Location: Eugene, OR 97401
Founded/Enrollment: 1876/24,500
Colors: Green & Yellow
 (Pantone® 342 5C/Pantone Yellow C)
Joined Pac-12: 1916-17
All-Time Record: 1,586-1,332 (111 years)

President: Michael Schill
Faculty Rep: Tim Gleason
Athletic Director: Rob Mullens
SWA: Lisa Peterson

Head Coach: Dana Altman
 (Eastern New Mexico '80)
Career Record: 564-307 (27 years)
Oregon Record: 154-64 (6 years)
Pac-12 Record: 69-39 (6 years)
Office: (541) 346-4346
Fax: (541) 346-4482

Assistant Coaches: Kevin McKenna, Mike Mennenga, Tony Stubblefield

Basketball SID: Greg Walker
E-mail: gswalker@uoregon.edu
Office: (541) 346-2252
Cell: (541) 954-8775

Local Radio: KUJZ (95.3 FM)

Home Court: Matthew Knight Arena
 (12,364/2011)

Record in Matthew Knight Arena:
 93-16 (5.5 years)

Press Row Phone: (541) 346-4497
Press Will-Call: Box Office, 13th Ave. side
Press Row Location: Corner seating in arena on east side

RECORD HOLDERS

POINTS

Career: 2085 – Ron Lee, 1973-76
Season: 745 – Terrell Brandon, 1991
Game: 43 – Greg Ballard vs. Oral Roberts, 3/9/77

THREE-POINT FIELD GOALS

Career: 345 – Tajuan Porter, 2007-10
Season: 110 – Tajuan Porter, 2007
Game: 10 – Tajuan Porter vs. Portland State, 11/12/06

REBOUNDS

Career: 1114 – Greg Ballard, 1974-77
Season: 465 – Bob Peterson, 1952
Game: 32 – Jim Loscutoff vs. Brigham Young, 1/28/55

ASSISTS

Career: 614 – Kenya Wilkins, 1994-97
Season: 218 – Luke Ridnour, 2003
Game: 17 – Ron Lee vs. Villanova, 12/23/74

STEALS

Career: 213 – Kenya Wilkins, 1994-97
Season: 89 – Malcolm Armstead, 2011
Game: 9 – Kenya Wilkins vs. Boise State, 12/20/96

BLOCKED SHOTS

Career: 147 – Jordan Bell, 2014-pres.
Season: 110 – Chris Boucher, 2015-16
Game: 9 – Chris Boucher vs. Arkansas State, 11/25/15

OREGON NUMERICAL ROSTER

No.	Name	Pos.	Ht.	Wt.	Yr.	Exp.	Hometown/Last School
1	Jordan Bell	F	6-9	225	Jr.	2L	Long Beach, Calif./Long Beach Poly HS
2	Casey Benson	G	6-3	185	Jr.	2L	Tempe, Ariz./Corona Del Sol HS
3	Payton Pritchard	G	6-2	200	Fr.	HS	West Linn, Ore./West Linn HS
4	M.J. Cage	F	6-10	225	Fr.	HS	Santa Ana, Calif./Mater Dei HS
5	Tyler Dorsey	G	6-4	195	So.	1L	Los Angeles, Calif./Marantha HS
10	Charlie Noebel	G	6-2	178	Sr.	2L	Irvine, Calif./Mater Dei HS
11	Keith Smith	F	6-7	205	Fr.	HS	Seattle, Wash./Rainier Beach HS
13	Paul White#	F	6-9	235	Jr.	TR	Chicago, Ill./Whitney Young HS/Georgetown
24	Dillon Brooks	F	6-7	225	Jr.	2L	Mississauga, Ontario, Canada/Findlay Prep
25	Chris Boucher	F	6-10	200	Sr.	1L	Montreal, Quebec, Canada/Damase Boulanger HS/Northwest College (Wyo.)
31	Dylan Ennis	G	6-2	195	Gr.	GR	Brampton, Ontario, Canada/Lake Forest Acad./Rice/Villanova
35	Kavell Bigby-Williams	F	6-11	230	Jr.	JC	London, England/Harris Academy Beckenham/Gillette College (Wyo.)
41	Roman Sorkin	F	6-10	225	Jr.	2L	Ashdod, Israel/Hof HaSharon HS

* - Has used redshirt year. Returning starter in **bold**. # - Transfer and will sit the 2016-17 season.



HEAD COACH - DANA ALTMAN

- The 19th head coach in Oregon history, Altman has won the last two and three of the last four John R. Wooden Pac-12 Coach of the Year awards.
- In 2015-16, he guided the Ducks to a school record 31 victories, the Pac-12 regular season and tournament titles, Oregon's first-ever No. 1 seed in the NCAA Tournament and a trip to the Elite Eight.
- The 2013 Jim Phelan National Coach of the Year has led Oregon to 154 wins in his first six seasons, the highest six-year win total in school history.
- Is one of six coaches nationally to have an active streak of at least 19 consecutive winning seasons, joining the likes of Jim Boeheim, Mike Krzyzewski, Roy Williams, Bill Self and Tom Izzo.

ALTMAN YEAR-BY-YEAR

Year	School	ALL W-L	CONFERENCE W-L	Fin.	Conf.	POSTSEASON NCAA	Other
1989-90	Marshall	15-13	9-5	2nd	Southern		
<i>Marshall totals (1 year)</i>		<i>15-13 (.536)</i>	<i>9-5 (.643)</i>			<i>0-0 (.000)</i>	<i>0-0</i>
1990-91	Kansas State	13-15	3-11	8th	Big Eight		
1991-92	Kansas State	16-14	5-9	T6th	Big Eight		1-1 (NIT)
1992-93	Kansas State	19-11	7-7	T5th	Big Eight	0-1	
1993-94	Kansas State	20-14	4-10	T6th	Big Eight		3-2* (NIT)
<i>Kansas State totals (4 years)</i>		<i>68-54 (.557)</i>	<i>19-37 (.339)</i>			<i>0-1 (.000)</i>	<i>4-3 (.571)</i>
1994-95	Creighton	7-19	4-14	9th	MVC		
1995-96	Creighton	14-15	9-9	T5th	MVC		
1996-97	Creighton	15-15	10-8	6th	MVC		
1997-98	Creighton	18-10	12-6	2nd	MVC		0-1 (NIT)
1998-99	Creighton	22-9	11-7	T2nd	MVC	1-1	
1999-00	Creighton	23-10	11-7	4th	MVC	0-1	
2000-01	Creighton	24-8	14-4	1st	MVC	0-1	
2001-02	Creighton	23-9	14-4	T1st	MVC	1-1	
2002-03	Creighton	29-5	15-3	2nd	MVC	0-1	
2003-04	Creighton	20-9	12-6	T2nd	MVC		0-1 (NIT)
2004-05	Creighton	23-11	11-7	T3rd	MVC	0-1	
2005-06	Creighton	20-10	12-6	T2nd	MVC		1-1 (NIT)
2006-07	Creighton	22-11	13-5	2nd	MVC	0-1	
2007-08	Creighton	22-11	10-8	4th	MVC		1-1 (NIT)
2008-09	Creighton	27-8	14-4	T1st	MVC		1-1 (NIT)
2009-10	Creighton	18-16	10-8	4th	MVC		2-1 (CIT)
<i>Creighton totals (16 years)</i>		<i>327-176 (.650)</i>	<i>182-106 (.632)</i>			<i>2-7 (.222)</i>	<i>5-6 (.455)</i>
2010-11	Oregon	21-18	7-11	T7th	Pac-10		5-1& (CBI)
2011-12	Oregon	24-10	13-5	T2nd	Pac-12		2-1 (NIT)
2012-13	Oregon	28-9	12-6	T2nd^	Pac-12	2-1	
2013-14	Oregon	24-10	10-8	T5th	Pac-12	1-1	
2014-15	Oregon	26-10	13-5	T2nd	Pac-12	1-1	
2015-16	Oregon	31-7	14-4	1st^	Pac-12	3-1	
<i>Oregon totals (6 years)</i>		<i>154-64 (.706)</i>	<i>69-39 (.639)</i>			<i>7-4 (.636)</i>	<i>7-2 (.778)</i>
Career totals (27 years)		564-307 (.648)	311-209 (.598)			9-12 (.429)	16-11 (.593)

* - NIT Final Four. & - CBI Champions. ^ - Pac-12 Tournament Champions.

BEAVER FACTS

Location: Corvallis, OR 97331
Founded/Enrollment: 1868/30,592
Colors: Orange & Black (Pantone® 172)
Joined Pac-12: 1915-16
All-Time Record: 1,706-1,294 (115 years)

President: Dr. Edward Ray
Faculty Rep: Dr. Joseph Spatafora
Interim Athletic Director/SWA: Marianne Vydra

Head Coach: Wayne Tinkle
 (Montana '05)
Career Record: 194-118 (10 years)
OSU Record: 36-27 (2 years)
Pac-12 Record: 17-19 (2 years)
Office: (541) 737-2076
Fax: (541) 737-6179

Associate Head Coach: Kerry Rupp
Assistant Coaches: Gregg Gottlieb,
 Stephen Thompson

Basketball SID: Shawn Schoeffler
E-mail: shawn.schoeffler@oregonstate.edu
Office: (541) 737-8898
Cell: (541) 231-1430

Local Radio: KEJO (1240 AM)

Home Court: Gill Coliseum (9,604/1949)
Record in Gill: 605-33 (67 years)
Press Row Phone: (541) 737-3020
Press Will-Call: East side of Coliseum
Press Row Location: Front row of upper level, opposite team benches

RECORD HOLDERS

POINTS

Career: 2172 – Gary Payton, 1987-90
Season: 775 – Mel Counts, 1964
Game: 58 – Gary Payton vs. USC, 2/22/90

THREE-POINT FIELD GOALS

Career: 185 – Ahmad Starks, 2011-13
Season: 82 – Gary Payton, 1989
Game: 7 – Four times. Last, Ahmad Starks at Kansas, 11/30/12

REBOUNDS

Career: 1375 – Mel Counts, 1962-64
Season: 489 – Mel Counts, 1964
Game: 36 – Swede Halbrook vs. Idaho, 2/15/55

ASSISTS

Career: 938 – Gary Payton, 1987-90
Season: 244 – Gary Payton, 1989
Game: 15 – Gary Payton vs. Arizona State, 11/30/89

STEALS

Career: 321 – Gary Payton, 1987-90
Season: 100 – Gary Payton, 1990
Game: 8 – Three times. Last, Jared Cunningham vs. Washington State, 3/4/10

BLOCKED SHOTS

Career: 184 – Eric Moreland, 2011-14
Season: 73 – Eric Moreland, 2013
Game: 7 – Gary Payton II vs. Colorado, 2/21/15

OREGON STATE NUMERICAL ROSTER

No.	Name	Pos.	Ht.	Wt.	Yr.	Exp.	Hometown/Last School
0	JaQuori McLaughlin	G	6-4	185	Fr.	HS	Gig Harbor, Wash./Peninsula HS
1	Stephen Thompson Jr.	G	6-4	175	So.	1L	Los Angeles, Calif./Bishop Montgomery HS
2	Ronnie Stacy	G	6-4	195	Jr.	JC	Alexander City, Ala./Benjamin Russell HS/Tyler JC
3	Tres Tinkle	F	6-8	220	So.	1L	Missoula, Mont./Hellgate HS
5	Cheikh N'diaye	C	7-0	240	Sr.	3L	Dakar, Senegal/Army-Navy Academy
12	Drew Eubanks	F	6-10	250	So.	1L	Troutdale, Ore./Reynolds HS
13	Keondre Dew	F	6-8	220	Jr.	JC	San Bernardino, Calif./Elev8 Sports Institute/City College of San Francisco
15	Tanner Sanders*	G	6-4	210	So.	1L	Corvallis, Ore./Crescent Valley HS
22	Daine Muller*	G	6-4	200	Jr.	TR	Billings, Mont./Skyview HS/Montana
23	Gligorije Rakocevic	C	6-11	255	So.	1L	Bijelo Polje, Montenegro/Cantwell-Sacred Heart of Mary HS
24	Kendal Manuel*	G	6-4	185	R-Fr.	HS	Billings, Mont./Skyview HS
31	Christian Russell^	C	6-11	235	Fr.	HS	Salem, Ore./South Salem HS
34	Ben Koné	F	6-8	235	Fr.	HS	San Jose, Calif./Archbishop Mitty HS

* - Has used redshirt year. ^ - Walk-on. Returning starter in **bold**.



HEAD COACH - WAYNE TINKLE

- Named Oregon State's 21st men's basketball head coach on May 19, 2014.
- In second season in Corvallis in 2015-16, led OSU to its first NCAA Tournament appearance in 26 seasons (1990) and best league mark since 1992-93.
- In his eight seasons with Montana, Tinkle captured Big Sky regular season titles in 2010, 2012 and 2013 and Big Sky Tournament championships in 2012 and 2013. His 97 conference wins are the most by any Montana coach.
- Led the Grizzlies to four-consecutive postseason trips, including the NCAA Tournament in 2010, 2012 and 2013.
- Was named the Big Sky Coach of the Year after the 2011-12 and 2012-13 seasons and also earned NABC Division I All-District 6 Coach of the Year honors in 2012.

TINKLE YEAR-BY-YEAR

Year	School	ALL W-L	CONFERENCE W-L	Fin.	Conf.	POSTSEASON NCAA	Other
2006-07	Montana	17-15	10-6	3rd	Big Sky		
2007-08	Montana	14-16	8-8	T4th	Big Sky		
2008-09	Montana	17-12	11-5	T2nd	Big Sky		
2009-10	Montana	22-10	10-6	T3rd	Big Sky	0-1	
2010-11	Montana	21-11	12-4	2nd	Big Sky		0-1 (CBI)
2011-12	Montana	25-7	15-1	1st	Big Sky	0-1	
2012-13	Montana	25-7	19-1	1st	Big Sky	0-1	
2013-14	Montana	17-13	12-8	T2nd	Big Sky		
<i>Montana totals (8 years)</i>		<i>158-91 (.635)</i>	<i>97-39 (.713)</i>			<i>0-3 (.000)</i>	<i>0-1 (.000)</i>
2014-15	Oregon State	17-14	8-10	7th	Pac-12		
2015-16	Oregon State	19-13	9-9	T6th	Pac-12	0-1 (.000)	
<i>Oregon State totals (2 years)</i>		<i>36-27 (.571)</i>	<i>17-19 (.472)</i>			<i>0-1 (.000)</i>	
Career totals (10 years)		194-118 (.622)	114-58 (.663)			0-4 (.000)	0-1 (.000)

CARDINAL FACTS

Location: Stanford, CA 94305
Founded/Enrollment: 1891/16,770
Colors: Cardinal (Pantone® 201) & White
Joined Pac-12: 1916-17
All-Time Record: 1,474-1,102 (101 years)

President: Marc Tessier-Lavigne
Faculty Rep: Pat Jones
Athletic Director: Bernard Muir
SWA: Beth Goode

Head Coach: Jerod Haase (Kansas '97)
Career Record: 80-53 (4 years)
Stanford Record: 0-0 (First year)
Pac-12 Record: 0-0 (First year)
Office: (650) 723-0562
Fax: (650) 723-5739

Assistant Coaches: Jeff Wulbrun, Adam Cohen, Jesse Pruitt

Basketball SID: Doug Drabik
E-Mail: ddrabik@stanford.edu
Office: (650) 683-5528

Local Radio: KNBR 1050 AM

Home Court: Maples Pavilion
 (7,329/1968)
Record in Maples: 504-205 (48 years)
Press Row Phone: (650) 200-9513
Press Will-Call: Southeast corner

RECORD HOLDERS

POINTS

Career: 2375 – Chasson Randle, 2011-15
Season: 734 – Adam Keefe, 1992
Game: 50 – Hank Luisetti vs. Duquesne, 1/1/38

THREE-POINT FIELD GOALS

Career: 304 – Chasson Randle, 2011-15
Season: 93 – Jeremy Green, 2010
Game: 8 – Twice; last, Julius Barnes vs. Rice, 11/24/02

REBOUNDS

Career: 1119 – Adam Keefe, 1989-92
Season: 355 – Adam Keefe, 1992
Game: 27 – Rich Kelley vs. Kentucky, 12/22/73

ASSISTS

Career: 780 – Brevin Knight, 1994-97
Season: 234 – Brevin Knight, 1997
Game: 16 – Mitch Johnson vs. Marquette, 3/22/08

STEALS

Career: 298 – Brevin Knight, 1994-97
Season: 83 – Brevin Knight, 1997
Game: 10 – Brevin Knight vs. McNeese State, 12/20/93

BLOCKED SHOTS

Career: 190 – Josh Huestis, 2010-14
Season: 85 – Curtis Borchardt, 2002
Game: 12 – Brook Lopez vs. USC, 1/25/07

STANFORD NUMERICAL ROSTER

No.	Name	Pos.	Ht.	Wt.	Yr.	Exp.	Hometown/Last School
0	Rodney Herenton	G	6-1	155	Fr.	HS	Chicago, Ill./Stevenson HS
1	Christian Sanders*	G	6-4	192	Sr.	3L	Houston, Texas/St. Thomas HS
2	Robert Cartwright*	G	6-2	180	So.	1L	Pasadena, Calif./Flintridge Prep
3	Malcolm Allen*	G	6-1	180	Jr.	2L	Las Vegas, Nev./Centennial HS
4	Andrew Ekmark	G	6-2	170	Fr.	HS	Paradise Island, Ariz./Phoenix Country Day School
5	Kodye Pugh	F	6-8	205	Fr.	HS	Baltimore, Md./Blair Academy (N.J.)
10	Michael Humphrey	F	6-9	220	Jr.	2L	Phoenix, Ariz./Sunnyslope HS
11	Dorian Pickens	G/F	6-5	215	Jr.	2L	Phoenix, Ariz./Pinnacle HS
12	Josh Hanson	F	6-1	175	Jr.	1L	Houston, Texas/St. John's School
13	Blake Pagon	G	6-4	190	Fr.	HS	Haymarket, Va./Battlefield HS
14	Marcus Sheffield	G/F	6-5	180	So.	1L	Alpharetta, Ga./Chattahoochee HS
15	Marcus Allen	G	6-3	190	Sr.	3L	Las Vegas, Nev./Centennial HS
20	Josh Sharma	C	7-0	220	So.	1L	Lexington, Mass./Northfield Mount Hermon School
21	Cameron Walker	F	6-7	200	So.	1L	Santa Maria, Calif./Righetti HS
22	Reid Travis	F	6-8	245	Jr.	2L	Minneapolis, Minn./DeLaSalle HS
30	Grant Verhoeven*	C	6-9	250	Sr.	3L	Hanford, Calif./Central Valley Christian HS
33	Trevor Stanback	F	6-11	220	Fr.	HS	Pasadena, Calif./Maranatha HS

*- Has used redshirt year. Returning starter in **bold**.



HEAD COACH - JEROD HAASE

- Named Stanford's 18th men's basketball head coach on March 25, 2016.
- Averaged 20 victories in four seasons at UAB, leading Blazers to 2015 NCAA Tournament. No. 14 seeded UAB upset third-seeded Iowa State before falling to UCLA in round of 32.
- Played 1993 season at California alongside Jason Kidd, then transferred to Kansas for final three seasons of eligibility.
- Big Eight Newcomer of the Year and Second Team All-Big Eight as a sophomore in 1994-95, Big Eight All-Defensive Team as a junior in 1995-96. Started 99 of 101 games played in three seasons at KU, leading Jayhawks to 89 victories.
- Served as an assistant coach at his alma mater, Kansas, and North Carolina before being named head coach at UAB in March 2012.

HAASE YEAR-BY-YEAR

Year	School
2012-13	UAB
2013-14	UAB
2014-15	UAB
2015-16	UAB
<i>UAB totals (4 years)</i>	
Career totals (4 years)	

ALL

W-L	Fin.
16-17	T7th
18-13	T8th
20-16	T4th
26-7	1st
<i>80-53 (.602)</i>	
80-53 (.602)	

CONFERENCE

W-L	Fin.
7-9	T7th
7-9	T8th
12-6	T4th
16-2	1st
<i>42-26 (.618)</i>	
42-26 (.618)	

POSTSEASON

Conf.	NCAA	Other
CUSA		
CUSA		
CUSA	1-1	
CUSA		0-1 (NIT)
<i>1-1 (.500)</i>		<i>0-1 (.000)</i>
1-1 (.500)		0-1 (.000)

BRUIN FACTS

Location: Los Angeles, CA 90024
Founded/Enrollment: 1919/43,239
Colors: Blue & Gold (Pantone® 285c/123c)
Joined Pac-12: 1927-28
All-Time Record: 1,823-822 (96 years)

Chancellor: Dr. Gene D. Block
Faculty Rep: Dr. Michael Teitell
Athletic Director: Daniel G. Guerrero
SWA: Dr. Christina Rivera

Head Coach: Steve Alford (Indiana '87)
Career Record: 528-275 (25 years)
UCLA Record: 65-40 (3 years)
Pac-12 Record: 29-25 (3 years)
Office: (310) 206-6276
Fax: (310) 206-3440

Assistant Coaches: Duane Broussard, David Grace, Ed Schilling

Basketball SID: Alex Timiraos
E-mail: atimiraos@athletics.ucla.edu
Office: (310) 206-0524
Cell: (310) 847-9231

Local Radio: KLAC Sports (570 AM)

Home Court: Pauley Pavilion (13,800/1965)
Record in Pauley: 695-111 (50 years)
Press Row Phone: (310) 825-1899
Press Will-Call: Central Ticket Office
Press Row Location: Pauley Ticket Window

RECORD HOLDERS

POINTS
Career: 2608 – Don MacLean, 1989-92
Season: 870 – Lew Alcindor, 1967
Game: 61 – Lew Alcindor vs. Washington State, 2/25/67

THREE-POINT FIELD GOALS
Career: 317 – Jason Kapono, 2000-03
Season: 87 – Jason Kapono, 2002
 87 – Arron Afflalo, 2007
Game: 9 – Jason Kapono vs. Washington State, 1/4/03; Bryce Alford vs. SMU, 3/21/15

REBOUNDS
Career: 1370 – Bill Walton, 1972-74
Season: 506 – Bill Walton, 1973
Game: 28 – Willie Naulls vs. Arizona State, 1/28/56

ASSISTS
Career: 833 – Pooh Richardson, 1986-89
Season: 256 – Larry Drew II, 2013
Game: 16 – Earl Watson vs. Maryland, 3/18/00

STEALS
Career: 235 – Earl Watson, 1998-2001
Season: 95 – Jordan Adams, 2014
Game: 11 – Tyus Edney vs. George Mason, 12/22/94

BLOCKED SHOTS
Career: 188 – Jelani McCoy, 1996-98
Season: 102 – Jelani McCoy, 1996
Game: 11 – Jelani McCoy vs. Maryland, 12/9/95

UCLA NUMERICAL ROSTER

No.	Name	Pos.	Ht.	Wt.	Yr.	Exp.	Hometown/Last School
0	Alex Olesinski	F	6-10	200	So.	1L	Roswell, N.M./La Lumiere School (Ind.)
2	Lonzo Ball	F	6-6	190	Fr.	HS	Chino Hills, Calif./Chino Hills HS
3	Aaron Holiday	G	6-1	185	So.	1L	Chatsworth, Calif./Campbell Hall HS
4	Isaac Wulff	G	6-3	175	Fr.	HS	Laguna Beach, Calif./Laguna Beach HS
5	Armani Dodson	G	6-5	190	Fr.	HS	Fontana, Calif./Kaiser HS
10	Isaac Hamilton	G	6-5	195	Sr.	3L	Los Angeles, Calif./St. John Bosco HS
13	Ike Anigbogu	F/C	6-10	250	Fr.	HS	Corona, Calif./Centennial HS
14	Gyorgy "G.G." Goloman	F	6-11	215	Jr.	2L	Kormend, Hungary/The Sagemont School (Fla.)
15	Jerrold Smith	G	6-0	165	Sr.	3L	Los Angeles, Calif./St. Bernard's HS
20	Bryce Alford	G	6-3	185	Sr.	3L	Albuquerque, N.M./La Cueva HS
21	Alec Wulff	G	6-3	185	Jr.	2L	Laguna Beach, Calif./Laguna Beach HS
22	TJ Leaf	F	6-10	225	Fr.	HS	El Cajon, Calif./Foothills Christian HS
23	Prince Ali	G	6-3	190	So.	1L	The Bronx, N.Y./The Sagemont School (Fla.)
34	Ikenna Okwarabizie	C	6-9	250	Jr.	1L	Lagos, Nigeria/East HS (Iowa)/Tyler Junior College (Texas)
40	Thomas Welsh	C	7-0	245	Jr.	2L	Redondo Beach, Calif./Loyola HS

* - Has used redshirt year. Returning starter in **bold**.



HEAD COACH - STEVE ALFORD

- Named the 13th head coach in Bruin history on March 30, 2013.
- Led UCLA to the NCAA Sweet 16 in each of his first two seasons. In 2013-14, he led the team to its first Pac-12 Tournament title since 2008.
- His 28 wins in 2013-14 tied the school record for most victories by a coach in his first season at UCLA. The Bruins averaged 81.2 points per game, the program's highest scoring average since 1997-98.
- Has qualified for the postseason 19 times in his 25 years of coaching experience, including nine NCAA Division I tournament berths.
- Reached the 20-win plateau in 13 of his 21 years of coaching at the Division I level.

ALFORD YEAR-BY-YEAR		ALL	CONFERENCE	POSTSEASON			
Year	School	W-L	W-L	Fin.	Conf.	NCAA	Other
1991-92	Manchester	4-16	3-11	8th	ICAC		
1992-93	Manchester	20-8	7-5	T3rd	ICAC		0-1
1993-94	Manchester	23-4	10-2	1st	ICAC		0-1
1994-95	Manchester	31-1	12-0	1st	ICAC		5-1 #
<i>Manchester totals (4 years)</i>		<i>78-29 (.729)</i>	<i>32-18 (.640)</i>			<i>0-0 (.000)</i>	<i>6-3 (.667)</i>
1995-96	Missouri St.	16-12	11-7	4th	MVC		
1996-97	Missouri St.	24-9	12-6	T2nd	MVC		0-1
1997-98	Missouri St.	16-16	11-7	T3rd	MVC		
1998-99	Missouri St.	22-11	11-7	T2nd	MVC	2-1	
<i>Missouri St. totals (4 years)</i>		<i>78-48 (.619)</i>	<i>45-27 (.625)</i>			<i>2-1 (.667)</i>	<i>0-1 (.000)</i>
1999-00	Iowa	14-16	6-10	T7th	Big 10		
2000-01	Iowa	23-12	7-9	T6th ^	Big 10	1-1	
2001-02	Iowa	19-16	5-11	T8th	Big 10		0-1
2002-03	Iowa	17-14	7-9	T8th	Big 10		2-1
2003-04	Iowa	16-13	9-7	4th	Big 10		0-1
2004-05	Iowa	21-12	7-9	7th	Big 10	0-1	
2005-06	Iowa	25-9	11-5	T2nd ^	Big 10	0-1	
2006-07	Iowa	17-14	9-7	4th	Big 10		
<i>Iowa totals (8 years)</i>		<i>152-106 (.589)</i>	<i>61-67 (.477)</i>			<i>1-3 (.250)</i>	<i>2-3 (.400)</i>
2007-08	New Mexico	24-9	11-5	3rd	MWC		0-1
2008-09	New Mexico	22-12	12-4	T1st	MWC		1-1
2009-10	New Mexico	30-5	14-2	1st	MWC	1-1	
2010-11	New Mexico	22-13	8-8	5th	MWC		1-1
2011-12	New Mexico	28-7	10-4	T1st \$	MWC	1-1	
2012-13	New Mexico	29-6	13-3	1st \$	MWC	0-1	
<i>New Mexico totals (6 years)</i>		<i>155-52 (.749)</i>	<i>68-26 (.723)</i>			<i>2-3 (.400)</i>	<i>2-3 (.400)</i>
2013-14	UCLA	28-9	12-6	2nd &	Pac-12	2-1	
2014-15	UCLA	22-14	11-7	4th	Pac-12	2-1	
2015-16	UCLA	15-17	6-12	10th	Pac-12		
<i>UCLA totals (3 years)</i>		<i>65-40 (.619)</i>	<i>29-25 (.537)</i>			<i>4-2 (.667)</i>	
Career totals (25 years)		528-275 (.658)	235-163 (.590)			9-9 (.500)	10-10 (.500)

- NCAA Division III National Runner-Up; ^ - Big Ten Tournament Champions; \$ - Mountain West Tournament Champions; & - Pac-12 Tournament Champions

2016-17 SCHEDULE

November

Fri., 11	PACIFIC	6 p.m.	PAC12
Sun., 13	CSUN	6 p.m.	PAC12
Thurs., 17	SAN DIEGO	8 p.m.	PAC12
Sun., 20	LONG BEACH STATE	7 p.m.	PAC12
Thurs., 24	vs. Portland (1)	8 p.m.	ESPN2
Fri., 25	vs. Nebraska/Dayton (1)	6:30/9 p.m.	ESPN2/3
Sun., 27	vs. TBD (1)	TBD	ESPN/U
Wed., 30	UC RIVERSIDE	8 p.m.	PAC12

December

Sat., 3	at Kentucky	9:30 a.m.	CBS
Sat., 10	MICHIGAN	5 p.m.	ESPN2
Wed., 14	UC SANTA BARBARA	7:30 p.m.	PAC12
Sat., 17	vs. Ohio State (2)	12 p.m.	CBS
Wed., 21	WESTERN MICHIGAN	8 p.m.	PAC12
Wed., 28	at Oregon *	6 p.m.	ESPN2
Fri., 30	at Oregon State *	8 p.m.	PAC12

January

Thurs., 5	CALIFORNIA *	6 p.m.	ESPN/2
Sun., 8	STANFORD *	5 p.m.	FS1
Thurs., 12	at Colorado *	8 p.m.	FS1
Sat., 14	at Utah *	3 p.m.	PAC12
Thurs., 19	ARIZONA STATE *	8 p.m.	FS1
Sat., 21	ARIZONA *	1 p.m.	CBS
Wed., 25	at USC *	8 p.m.	FS1

February

Wed., 1	at Washington State *	6 p.m.	PAC12
Sat., 4	at Washington *	7:30 p.m.	PAC12
Thurs., 9	OREGON *	7 p.m.	ESPN
Sun., 12	OREGON STATE *	2 p.m.	FS1
Sat., 18	USC *	7 p.m.	PAC12
Thurs., 23	at Arizona State *	6 p.m.	ESPN/2
Sat., 25	at Arizona *	TBD	ESPN/2

March

Wed., 1	WASHINGTON *	8 p.m.	FS1
Sat., 4	WASHINGTON STATE *	6:30 p.m.	ESPNU
8-11	Pac-12 Tournament (3)		

(1) Wooden Legacy, Fullerton & Anaheim, Calif. (Titan Gym & Honda Center)
 (2) CBS Sports Classic, Las Vegas, Nev. (T-Mobile Arena)
 (3) Las Vegas, Nev. (T-Mobile Arena)

* Pac-12 Game
 Game times PT

2015-16 RESULTS (15-17, 6-12)

11/13	Monmouth	L	81-84 (OT)
11/15	Cal Poly	W	88-83
11/19	Pepperdine	W	81-67
11/23	vs. UNLV (1)	W	77-75
11/24	vs. #5 Kansas (1)	L	73-92
11/25	vs. Wake Forest (1)	L	77-80
11/29	Cal State Northridge	W	77-45
12/3	#1 Kentucky	W	87-77
12/6	Long Beach State	W	83-76
12/12	at #20 Gonzaga	W	71-66
12/15	Louisiana-Lafayette	W	89-80
12/19	vs. #11 North Carolina (2)	L	76-89
12/22	McNeese State	W	67-53
1/1	at Washington *	L	93-96 (20T)
1/3	at Washington State *	L	78-85
1/7	#7 Arizona *	W	87-84
1/9	Arizona State *	W	81-74
1/13	USC *	L	75-89
1/20	at Oregon State *	W	82-73
1/23	at Oregon *	L	72-86
1/28	Washington *	L	84-86
1/30	Washington State *	W	83-50
2/4	at USC *	L	61-80
2/12	at #17 Arizona *	L	75-81
2/14	at Arizona State *	W	78-65
2/18	Utah *	L	73-75
2/20	Colorado *	W	77-53
2/25	at California *	L	63-75
2/27	at Stanford *	L	70-79
3/2	#9 Oregon *	L	68-76
3/5	Oregon State *	L	82-86
3/9	vs. USC (3)	L	71-95

(1) Maui Jim Maui Invitational, Maui, Hawai'i (Lahaina Civic Center)
 (2) CBS Sports Classic, Brooklyn, N.Y. (Barclays Center)
 (3) Pac-12 Tournament, Las Vegas, Nev. (MGM Grand Garden Arena)

* Pac-12 Conference Game.
 Rankings listed are AP.

RECENT FINISHES

Year	CONF.		ALL		Post.
	W-L	Fin.	W-L		
78-79	15-3	1	25-5	NCAA	
79-80	12-6	4	22-10	NCAA^	
80-81	13-5	3	20-7	NCAA	
81-82	14-4	2	21-6		
82-83	15-3	1	23-6	NCAA	
83-84	10-8	4	17-11		
84-85	12-6	3t	21-12	NIT#	
85-86	9-9	4	15-14	NIT	
86-87	14-4	1%	25-7	NCAA	
87-88	12-6	2t	16-14		
88-89	13-5	3t	21-10	NCAA	
89-90	11-7	4	22-11	NCAA	
90-91	11-7	2	23-9	NCAA	
91-92	16-2	1	28-5	NCAA	
92-93	11-7	3t	22-11	NCAA	
93-94	13-5	2t	21-7	NCAA	
94-95	16-2	1	31-2	NCAA*	
95-96	16-2	1	23-8	NCAA	
96-97	15-3	1	24-8	NCAA	
97-98	12-6	3	24-9	NCAA	
98-99	12-6	3	22-9	NCAA	
99-00	10-8	4t	21-12	NCAA	
00-01	14-4	3	23-9	NCAA	
01-02	11-7	6	21-12	NCAA	
02-03	6-12	6t	10-19		
03-04	7-11	8t	11-17		
04-05	11-7	3t	18-11	NCAA	
05-06	14-4	1%	32-7	NCAA^	
06-07	15-3	1	30-6	NCAA^	
07-08	16-2	1%	35-4	NCAA^	
08-09	13-5	2	26-9	NCAA	
09-10	8-10	5	14-18		
10-11	13-5	2	23-11	NCAA	
11-12	11-7	5t	19-14		
12-13	13-5	1	25-10	NCAA	
13-14	12-6	2%	28-9	NCAA	
14-15	11-7	4	22-14	NCAA	
15-16	6-12	10	15-17		

* - NCAA Champion; ^ - NCAA Final Four
 + - NCAA runner-up; # - NIT Champion
 % - Pac-10/12 Tournament Champion

2015-16 UCLA STATISTICS (Overall: 15-17, Pac-12: 6-12/10th) - Returning players in **bold**.

Player	GP-GS	Min/Avg	TOTAL		3-PTS		REBOUNDS							Blk	Stl	Pts	Avg	
			FG-A	Pct	3FG-A	Pct	FT-A	Pct	Off/Def	Tot	Avg	PF-FO	A					TO
Hamilton, Isaac	32-32	1128/35.2	206-436	.472	60-159	.377	66-82	.805	31/104	135	4.2	69-1	106	76	2	33	538	16.8
Alford, Bryce	32-32	1160/36.2	157-408	.385	73-199	.367	128-154	.831	9/113	122	3.8	41-0	167	63	0	23	515	16.1
Parker, Tony	32-27	802/25.1	164-304	.539	0-0	.000	74-150	.493	104/158	262	8.2	103-2	21	54	31	20	402	12.6
Welsh, Thomas	31-26	832/26.8	157-266	.590	0-0	.000	34-45	.756	100/163	263	8.5	86-6	17	25	32	8	348	11.2
Holiday, Aaron	32-32	1013/31.7	114-289	.394	39-93	.419	64-88	.727	19/77	96	3.0	103-7	127	92	8	45	331	10.3
Bolden, Jonah	31-11	672/21.7	51-123	.415	9-36	.250	33-45	.733	36/114	150	4.8	64-1	33	26	27	21	144	4.6
Ali, Prince	29-0	342/11.8	40-103	.388	12-40	.300	21-37	.568	5/26	31	1.1	36-0	11	23	3	11	113	3.9
Goloman, Gyorgy	15-0	181/12.1	11-33	.333	2-9	.222	6-16	.375	18/23	41	2.7	34-1	4	10	6	5	30	2.0
Olesinski, Alex	23-0	161/7.0	7-26	.269	1-7	.143	13-20	.650	21/25	46	2.0	34-0	4	10	0	5	28	1.2
Wulff, Alec	5-0	7/1.4	2-21	.000	2-21	.000	0-0	.000	0/0	0	0.0	0-0	1	0	0	0	6	1.2
Allen, Noah	24-0	154/6.4	6-22	.273	2-5	.400	11-14	.786	3/14	17	0.7	21-0	10	5	1	4	25	1.0
Okwarabizie, Ikenna	7-0	13/1.9	0-2	.000	0-0	.000	0-0	.000	1/3	4	0.6	4-0	0	2	0	0	0	0.0
Smith, Jerrold	8-0	10/1.3	0-2	.000	0-1	.000	0-0	.000	1/0	1	0.1	0-0	1	1	0	0	0	0.0
TEAM									45/54	99	3.1	1		5				
UCLA	32		915-2016.454	200-551.363	450-651.691	393/874.1267	39.6	596-18	502	392	110	175	2480	77.5				
Opponents	32		860-2002.430	268-757.354	467-678.689	381/807.1188	37.1	619-	462	374	99	213	2455	76.7				

TROJAN FACTS

Location: Los Angeles, CA 90089
Founded/Enrollment: 1880/43,000
Colors: Cardinal & Gold
 (Pantone® 201/123c)
Joined Pac-12: 1921-22
All-Time Record: 1,537-1,168 (109 years)

President: C.L. Max Nikias
Faculty Rep: Clare Pastore
Athletic Director: Lynn Swann
SWA: Donna Heinel

Head Coach: Andy Enfield
 (Johns Hopkins, '91)
Career Record: 85-82 (5 years)
USC Record: 44-54 (3 years)
Pac-12 Record: 14-40 (3 years)
Office: (213) 740-3815
Fax: (213) 740-7586

Associate Head Coach: Tony Bland
Assistant Coaches: Jason Hart, Chris Capko

Basketball SID: David Tuttle
E-mail: davidtut@usc.edu
Office: (213) 740-3806
Cell: (213) 725-3102

Local Radio: KSPN 710 AM

Home Court: Galen Center (10,258/2006)
Record in Galen Center: 109-56 (10 yrs.)
Press Row Phones: (213) 740-3900
Press Will-Call: Southeast side of the building (off Flower Street)
Press Row Location: Southeast endzone

RECORD HOLDERS

POINTS

Career: 2048 – Harold Miner, 1990-92
Season: 789 – Harold Miner, 1992
Game: 45 – John Block vs. Washington, 2/11/66

THREE-POINT FIELD GOALS

Career: 232 – Lodrick Stewart, 1999-2002
Season: 93 – Phil Glenn, 1993
Game: 9 – Twice. Last, Katin Reinhardt vs. Colorado, 1/29/15

REBOUNDS

Career: 1067 – Ron Riley, 1970-72
Season: 398 – Ron Riley, 1971
Game: 28 – Twice. Last, David Bluthenthal vs. Arizona State, 1/20/00

ASSISTS

Career: 779 – Brandon Granville, 1999-2002
Season: 248 – Brandon Granville, 2000
Game: 16 – Jordan McLaughlin vs. Lafayette, 12/23/15

STEALS

Career: 229 – Brandon Granville, 1999-2002
Season: 94 – Jeff Trepagnier, 2000
Game: 10 – Jeff Trepagnier vs. Utah State, 11/24/00

BLOCKED SHOTS

Career: 253 – Taj Gibson, 2007-2009
Season: 100 – Taj Gibson, 2009
Game: 8 – 3 times. Last, Avondre Jones Rhode Island, 12/30/95

USC NUMERICAL ROSTER

No.	Name	Pos.	Ht.	Wt.	Yr.	Exp.	Hometown/Last School
0	Shaqquan Aaron	G	6-7	190	R-So.	TR	Seattle, Wash./Rainier Beach HS/Louisville
1	Charles Buggs	F	6-9	230	R-Sr.	TR	Arlington, Texas/Hargrave Military Academy/Minnesota
2	Jonah Mathews	G	6-3	185	Fr.	HS	Santa Monica, Calif./Santa Monica
3	Harrison Henderson	F	6-10	205	Fr.	HS	Dallas, Texas/South Grand Prairie HS
4	Chimezie Metu	F	6-11	225	So.	1L	Lawndale, Calif./Lawndale HS
5	Derryck Thornton#	G	6-2	185	So.	TR	Los Angeles, Calif./Findlay Prep (Nev.)/Duke
11	Jordan McLaughlin	G	6-1	180	Jr.	2L	Etiwanda, Calif./Etiwanda HS
13	Samer Dhillon	F	6-8	220	Sr.	3L	Sacramento, Calif./Inderkum HS
21	Kurt Karis	G	6-1	190	R-Jr.	TR	Northbrook, Ill./Glenbrook North/Chicago State
22	De'Anthony Melton	G	6-4	190	Fr.	HS	North Hollywood, Calif./Crespi HS
25	Bennie Boatwright	F	6-10	230	So.	1L	Mission Hills, Calif./Village Christian HS
30	Elijah Stewart	G	6-5	190	Jr.	2L	DeRidder, La./Westchester HS
31	Nick Rakocevic	F	6-11	215	Fr.	HS	Chicago, Ill./St. Joseph's HS

* - Has used redshirt year. Returning starter in **bold**. # - Transfer and will sit the 2015-16 season.



HEAD COACH - ANDY ENFIELD

- Named USC's head coach on April 1, 2013.
- In just his third season at USC in 2015-16, returned the Trojans to the NCAA Tournament for the first time in five seasons and the Associated Press Top 25 for the first time since 2008.
- Took over the helm of the Trojans program after two historic seasons at Florida Gulf Coast, where Enfield tallied a 41-28 record including a school-record 26 victories and an Atlantic Sun Championship title in 2012-13.
- Guided FGCU to the 2013 NCAA Tournament Sweet 16, the first-ever No. 15 seed to do so in the history of the NCAA Division I Championship.
- Began coaching in the NBA with the Milwaukee Bucks, then the Boston Celtics.

ENFIELD YEAR-BY-YEAR

Year	School	ALL W-L	CONFERENCE W-L	Fin.	Conf.	POSTSEASON NCAA	Other
2011-12	Florida Gulf Coast	15-17	8-10	T5th	A-Sun		
2012-13	Florida Gulf Coast	26-11	13-5	2nd	A-Sun	2-1	
<i>FGCU totals (2 years)</i>		<i>41-28 (.594)</i>	<i>21-15 (.583)</i>			<i>2-1 (.667)</i>	<i>0-0</i>
2013-14	USC	11-21	2-16	12th	Pac-12		
2014-15	USC	12-20	3-15	12th	Pac-12		
2015-16	USC	21-13	9-9	T6th	Pac-12	0-1	
<i>USC totals (3 years)</i>		<i>44-54 (.449)</i>	<i>14-40 (.259)</i>			<i>0-1 (.000)</i>	
Career totals (5 years)		85-82 (.509)	35-55 (.389)			2-2 (.500)	

2016-17 SCHEDULE

November

Fri., 11	MONTANA	8 p.m.	PAC12
Sun., 13	OMAHA	4 p.m.	PAC12
Fri., 18	at Texas A&M	4 p.m.	SECN
Tues., 22	NEW ORLEANS	6 p.m.	PAC12
Fri., 25	SMU	4 p.m.	PAC12
Sun., 27	UC SANTA BARBARA	7 p.m.	PAC12
Wed., 30	at San Diego	TBD	TBD

December

Sat., 3	vs. BYU (1)	5 p.m.	ESPNU
Sun., 11	PEPPERDINE	7 p.m.	PAC12
Sat., 17	TROY	7:30 p.m.	PAC12
Mon., 19	CORNELL	7:30 p.m.	PAC12
Thurs., 22	vs. Missouri State (2)	8 p.m.	FS1
Fri., 23	vs. DePaul/Wyoming (2)	5:30/8 p.m.	FS1
Wed., 28	at Oregon State *	8 p.m.	PAC12
Fri., 30	at Oregon *	7 p.m.	FS1

January

Thurs., 5	STANFORD *	8 p.m.	PAC12
Sun., 8	CALIFORNIA *	7 p.m.	ESPNU
Thurs., 12	at Utah *	6 p.m.	PAC12
Sun., 15	at Colorado *	5:30 p.m.	ESPNU
Thurs., 19	ARIZONA *	6 p.m.	PAC12
Sun., 22	ARIZONA STATE *	5:30 p.m.	ESPNU
Wed., 25	UCLA *	8 p.m.	FS1

February

Wed., 1	at Washington *	8 p.m.	ESPNU
Sat., 4	at Washington State *	5 p.m.	PAC12
Thurs., 9	OREGON STATE *	8 p.m.	PAC12
Sat., 11	OREGON *	7:30 p.m.	PAC12
Sat., 18	at UCLA *	7 p.m.	PAC12
Thurs., 23	at Arizona *	7 p.m.	PAC12
Sun., 26	at Arizona State *	3:30 p.m.	PAC12

March

Wed., 1	WASHINGTON STATE *	7 p.m.	PAC12
Sat., 4	WASHINGTON *	3:30 p.m.	PAC12
8-11	Pac-12 Tournament (3)		

(1) HoopHall LA '16, Los Angeles, Calif. (STAPLES Center)
 (2) Las Vegas Classic, Las Vegas, Nev. (Orleans Arena)
 (3) Las Vegas, Nev. (T-Mobile Arena)

* Pac-12 Game
 Game times PT

2015-16 RESULTS
 (21-13, 9-9)

11/13	San Diego	W	83-45
11/16	Monmouth	W	101-90
11/21	New Mexico	W	90-82
11/23	Cal State Northridge	W	96-61
11/26	vs. #20 Wichita State (1)	W	72-69
11/27	vs. #23 Xavier (1)	L	77-87
11/29	vs. Monmouth (1)	L	73-83
12/3	at UC Santa Barbara	W	75-63
12/7	Idaho	W	74-55
12/13	Yale	W	68-56
12/17	Cal Poly	W	101-82
12/21	SIU-Edwardsville	W	70-51
12/23	Lafayette	W	100-64
1/1	at Washington State *	W	90-77
1/3	at Washington *	L	85-87
1/7	Arizona State *	W	75-65
1/9	#7 Arizona *	W	103-101 (40T)
1/13	at UCLA *	W	89-75
1/21	at Oregon *	L	81-89
1/24	at Oregon State *	L	70-85
1/28	Washington State *	W	81-71
1/30	Washington *	W	98-88
2/4	UCLA	W	80-61
2/12	at Arizona State *	L	67-74
2/14	at #17 Arizona *	L	78-86
2/17	Colorado *	W	79-72
2/21	Utah *	L	69-80
2/25	at Stanford *	L	64-84
2/28	at California *	L	65-87
3/2	Oregon State *	W	81-70
3/5	#9 Oregon *	L	66-76
3/9	vs. UCLA (2)	W	95-71
3/10	vs. #12 Utah (2)	L	72-80
3/17	vs. 9-Providence (3)	L	69-70

(1) Advocare Invitational, Orlando, Fla. (HP Fieldhouse)
 (2) Pac-12 Tournament, Las Vegas, Nev. (MGM Grand Garden Arena)
 (3) NCAA Tournament West Region, Raleigh, N.C. (PNC Arena)
 *Pac-12 Conference Game.
 Rankings listed are AP.

RECENT FINISHES

Year	CONF.		ALL		Post.
	W-L	Fin.	W-L		
78-79	14-4	2	20-9	NCAA	
79-80	5-13	7t	12-15		
80-81	9-9	4	14-13		
81-82	13-5	3	19-9	NCAA	
82-83	11-7	5	17-11		
83-84	6-12	8	11-20		
84-85	13-5	1t	19-10	NCAA	
85-86	5-13	10	11-17		
86-87	4-14	10	9-19		
87-88	5-13	8t	7-21		
88-89	2-16	10	10-22		
89-90	6-12	7t	12-16		
90-91	10-8	3t	19-10	NCAA	
91-92	15-3	2	24-6	NCAA	
92-93	9-9	5t	18-12	NIT	
93-94	9-9	7	16-12	NIT	
94-95	2-16	10	7-21		
95-96	4-14	9	11-19		
96-97	12-6	2t	17-11	NCAA	
97-98	5-13	8	9-19		
98-99	7-11	7t	15-13	NIT	
99-00	9-9	6t	16-14		
00-01	11-7	4t	24-10	NCAA*	
01-02	12-6	2t	22-10	NCAA	
02-03	6-12	6t	13-17		
03-04	8-10	6	13-15		
04-05	5-13	10	12-17		
05-06	8-10	6	17-13		
06-07	11-7	3t	25-12	NCAA*	
07-08	11-7	3t	21-12	NCAA	
08-09	9-9	5t	22-13	NCAA	
09-10	8-10	5t	16-14		
10-11	10-8	4t	19-15	NCAA	
11-12	1-17	12	6-26		
12-13	9-9	6t	14-18		
13-14	2-16	12	11-21		
14-15	3-15	12	12-20		
15-16	9-9	6t	21-13	NCAA	

*East Regional Final

2015-16 USC STATISTICS (Overall: 21-13, Pac-12: 9-9/T-6th) - Returning players in **bold**.

Player	GP-GS	TOTAL			3-PTS		REBOUNDS											
		Min/Avg	FG-A	Pct	3FG-A	Pct	FT-A	Pct	Off/Def	Tot	Avg	PF-FO	A	TO	Blk	Stl	Pts	Avg
McLaughlin, Jordan	34-34	1100/32.4	162-344	.471	56-132	.424	76-103	.738	17/111	128	3.8	34-0	160	81	5	55	456	13.4
Jovanovic, Nikola	34-34	877/25.8	154-294	.524	7-13	.538	98-150	.653	72/165	237	7.0	81-0	13	47	27	11	413	12.1
Jacobs, Julian	31-31	960/31.0	129-274	.471	15-46	.326	88-125	.704	31/120	151	4.9	78-1	169	83	13	38	361	11.6
Boatwright, Bennie	33-32	805/24.4	121-307	.394	60-167	.359	76-103	.738	50/121	171	5.2	105-6	34	45	26	13	378	11.5
Reinhardt, Katin	34-18	913/26.9	146-329	.444	60-161	.373	36-46	.783	22/73	95	2.8	34-0	48	48	5	35	388	11.4
Stewart, Elijah	34-18	897/26.4	114-260	.438	60-140	.429	44-60	.733	26/98	124	3.6	88-4	38	29	26	21	332	9.8
Metu, Chimezie	34-2	628/18.5	88-170	.518	0-1	.000	41-80	.513	54/69	123	3.6	85-3	18	36	54	19	217	6.4
Clark, Darion	26-0	289/11.1	26-58	.448	0-0	.000	15-32	.469	43/76	119	4.6	29-0	8	22	11	5	67	2.6
Marquetti, Malik	27-0	198/7.3	18-48	.375	5-20	.250	12-19	.632	11/18	29	1.1	20-0	12	6	5	9	53	2.0
Martin, Malik	27-0	179/6.6	16-37	.432	1-4	.250	15-26	.577	10/30	40	1.5	34-0	4	7	9	6	48	1.8
Gavrilovic, Strahinj	18-1	46/2.6	7-15	.467	2-4	.500	6-61	0.000	0/4	4	0.2	0-0	0	4	1	3	22	1.2
Dhillon, Samer	6-0	8/1.3	1-11	0.000	0-0	.000	0-0	.000	0/0	0	0.0	2-0	0	0	0	0	2	0.3
TEAM										65/51	116	3.4	0	7				
USC	34		982-2137	.460	266-688	.387	507-750	.676	401/936	1337	39.3	590-14	504	415	182	215	2737	80.5
Opponents	34		924-2215	.417	248-764	.325	441-627	.703	432/848	1280	37.6	664-	468	417	134	196	2537	74.6

UTE FACTS

Location: Salt Lake City, UT 84112
Founded/Enrollment: 1850/31,673
Colors: Crimson (Pantone® 187) & White
Joined Pac-12: 2011-12
All-Time Record: 1,760-968 (108 years)

President: David W. Pershing, Ph.D
Faculty Rep: Karen Paisley
Athletic Director: Dr. Chris Hill
SWA: Nona Richardson

Head Coach: Larry Krystkowiak
 (Montana '96)
Career Record: 137-93 (7 years)
Utah Record: 95-73 (5 years)
Pac-12 Record: 43-47 (5 years)
Office: (801) 581-5451
Fax: (801) 581-4358

Associate Head Coach: Tommy Connor
Assistant Coaches: DeMarlo Slocum,
 Andy Hill

Basketball SID: Dameon Myres
E-mail: dmyres@huntsman.utah.edu
Office: (801) 587-7298
Cell: (801) 201-4834

Local Radio: ESPN (700 AM)

Home Court: Jon M. Huntsman Center
 (15,000/1969)
Record in Huntsman Center: 593-145 (46 yrs.)
Press Row Phones: (801) 581-6657
Press Will-Call: Ticket office, Southeast
 corner of Huntsman Center
Press Row Location: Top of lower bowl,
 south side, midcourt

RECORD HOLDERS

POINTS

Career: 2542 – Keith Van Horn, 1993-97
Season: 1009 – Billy McGill, 1962
Game: 60 – Billy McGill vs. Brigham
 Young, 2/24/62

THREE-POINT FIELD GOALS

Career: 287 – Nick Jacobson, 2000-04
Season: 99 – Nick Jacobson, 2004
Game: 8 – Johnnie Bryant vs. TCU,
 2/26/08

REBOUNDS

Career: 1106 – Billy McGill, 1959-62
Season: 430 – Billy McGill, 1961
Game: 24 – Billy McGill vs. UCLA,
 12/29/61

ASSISTS

Career: 778 – Jeff Jonas, 1973-77
Season: 309 – Jeff Jonas, 1977
Game: 16 – Scott Jones vs. Brigham
 Young, 1/12/74

STEALS

Career: 254 – Andre Miller, 1995-99
Season: 84 – Andre Miller, 1999
Game: 8 – Brandon Jessie vs. San Diego
 State, 1/15/96

BLOCKED SHOTS

Career: 219 – David Foster, 2006-07,
 2009-2013
Season: 115 – David Foster, 2010
Game: 10 – David Foster at Weber State,
 12/2/09

UTAH NUMERICAL ROSTER

No.	Name	Pos.	Ht.	Wt.	Yr.	Exp.	Hometown/Last School
0	Tim Coleman	G	6-1	190	Jr.	JC	Cincinnati, Ohio/Lee College
1	JoJo Zamora	G	6-2	170	Jr.	JC	Oakland, Calif./Yuba College
2	Sedrick Barefield	G	6-2	190	So.	TR	Corona, Calif./SMU
3	Devon Daniels	G	6-5	190	Fr.	HS	Battle Creek, Mich./Prolific Prep
5	Parker Van Dyke	G	6-3	185	So.	HS	Salt Lake City, Utah/East HS
10	Jake Connor	G	6-3	181	So.	1L	Salt Lake City, Utah/Highland HS
11	Chris Seeley	F	6-8	215	Fr.	HS	Fresno, Calif./Central HS
13	David Collette	F	6-8	220	Jr.	TR	Murray, Utah/Utah State
15	Lorenzo Bonam	G	6-4	189	Sr.	1L	Inkster, Mich./Gillette College
20	Beau Rydalch	G	6-6	205	Fr.	HS	Oakley, Utah/South Summit HS
21	Tyler Rawson	F	6-10	225	Jr.	JC	American Fork, Utah/Salt Lake CC
30	Gabe Bealer	G/F	6-6	183	Sr.	1L	Antelope, Calif./City College of San Francisco
34	Jayce Johnson	F/C	7-0	235	R-Fr.	HS	Mission Viejo, Calif./Santa Monica HS
35	Kyle Kuzma	F	6-9	221	Jr.	2L	Flint, Mich./Bentley HS
40	Marc Reininger	F	6-9	220	Fr.	HS	Monument, Colo./Regis Jesuit HS
41	Jakub Jokl	F	6-11	230	Fr.	HS	Havlickuv, Czech Republic/Canarias Basketball Academy

* - Has used redshirt year. Returning starter in **bold**.



HEAD COACH - LARRY KRYSTKOWIAK

- Named the 15th men's basketball coach in Utah history on April 4, 2011.
- Has guided Utes to three consecutive postseason berths, including back-to-back NCAA Tournament appearances and the Sweet 16 in 2015.
- Went 42-20 in his first collegiate coaching job at his alma mater Montana, capturing both Big Sky Tournament championships in his two-year tenure.
- Enjoyed a nine-year NBA playing career after being selected in the second round of the 1986 NBA Draft by the Chicago Bulls. He is the only three-time Player of the Year in Big Sky Conference history and was a two-time Academic All-American at Montana.

KRYSTKOWIAK YEAR-BY-YEAR		ALL	CONFERENCE	POSTSEASON			
Year	School	W-L	W-L	Fin.	Conf.	NCAA	Other
2004-05	Montana	18-13	9-5	T2nd	Big Sky	0-1	
2005-06	Montana	24-7	10-4	2nd	Big Sky	1-1	
<i>Montana totals (2 years)</i>		<i>42-20 (.677)</i>	<i>19-9 (.679)</i>			<i>1-2 (.333)</i>	<i>0-0</i>
2011-12	Utah	6-25	3-15	11th	Pac-12		
2012-13	Utah	15-18	5-13	10th	Pac-12		
2013-14	Utah	21-12	9-9	T8th	Pac-12		0-1 (NIT)
2014-15	Utah	26-9	13-5	T2nd	Pac-12	2-1	
2015-16	Utah	27-9	13-5	2nd	Pac-12	1-1	
<i>Utah totals (5 years)</i>		<i>95-73 (.565)</i>	<i>43-47 (.478)</i>			<i>3-2 (.600)</i>	<i>0-1 (.000)</i>
Career totals (7 years)		137-93 (.596)	62-56 (.525)			4-4 (.500)	0-1 (.000)

HUSKY FACTS

Location: Seattle, WA 98195
Founded/Enrollment: 1861/44,786
Colors: Purple & Gold
 (Pantone® 5265/7502)
Joined Pac-12: 1915-16
All-Time Record: 1,735-1,140 (118 years)

Interim President: Ana Mari Cauce
Faculty Rep: Frank Hodge
Athletic Director: Jennifer Cohen
SWA: Erin O'Connell

Head Coach: Lorenzo Romar
 (Cincinnati '92)
Career Record: 382-262 (20 years)
UW Record: 289-174 (14 years)
Pac-12 Record: 141-111 (14 years)
Office: (206) 543-5260
Fax: (206) 616-8906

Associate Head Coach: Raphael Chillious
Assistant Coaches: Will Conroy, Michael Porter

Basketball SID: Ashley Walker
E-mail: awalker1@uw.edu
Cell: (206) 240-3899

Local Radio: KOMO (1000 AM/97.7 FM)

Home Court: Alaska Airlines Arena
 (10,000/1927)

Record in Alaska Airlines Arena:
 933-327 (88 years)

Press Row Phone: 206/543-2230

Press Will-Call: Southeast

Press Row Location: South side, concourse level

RECORD HOLDERS

POINTS

Career: 2073 – Chris Welp, 1984-87
Season: 846 – Bob Houbregs, 1953
Game: 49 – Bob Houbregs vs. Idaho, 1/10/53

THREE-POINT FIELD GOALS

Career: 301 – C.J. Wilcox, 2011-14
Season: 90 – C.J. Wilcox, 2014
Game: 9 – Ryan Appleby at Oregon State, 2/16/08

REBOUNDS

Career: 1283 – Jon Brockman, 2006-09
Season: 391 – Jon Brockman, 2009
Game: 30 – Ed Corell vs. Oregon, 2/24/62

ASSISTS

Career: 515 – Will Conroy, 2002-05
Season: 219 – Will Conroy, 2005
Game: 16 – Rafael Stone vs. Cal, 2/20/70

STEALS

Career: 195 – Jamie Booker, 1994-97
Season: 67 – Bryant Boston, 1995
Game: 9 – Jason Hamilton vs. Eastern Washington, 11/28/95

BLOCKED SHOTS

Career: 186 – Chris Welp, 1984-87
Season: 88 – Malik Dime, 2015-16
Game: 8 – Robert Upshaw vs. San Jose State, 11/27/14

WASHINGTON NUMERICAL ROSTER

No.	Name	Pos.	Ht.	Wt.	Yr.	Exp.	Hometown/Last School
0	Bitumba Baruti	G	6-6	210	Fr.	HS	Democratic Republic of Congo/Mountain Mission School (Va.)
1	David Crisp	G	6-0	195	So.	1L	Tacoma, Wash./Brewster Academy (N.H.)
2	Dan Kingma	G	5-10	160	Jr.	2L	Mill Creek, Wash./Jackson HS
4	Matisse Thybulle	F	6-5	195	So.	1L	Issaquah, Wash./Eastside Catholic HS
5	Quin Barnard	G	6-0	175	Fr.	HS	Bellevue, Wash./O'Dea HS
10	Malik Dime	F	6-9	220	Sr.	1L	Dakar, Senegal/Indian Hills CC
15	Noah Dickerson	F	6-8	245	So.	1L	Atlanta, Ga./Montverde Academy (Fla.)
20	Markelle Fultz	G	6-4	195	Fr.	HS	Upper Marlboro, Md./DeMatha Catholic HS
22	Dominic Green	F	6-6	190	So.	1L	Seattle, Wash./Hazen HS
23	Carlos Johnson	G	6-4	235	Fr.	HS	Centralia, Ill./Findlay Prep (Nev.)
24	Devenir Duruisseau	F	6-8	245	So.	1L	Palmdale, Calif./Fishburne Military Academy
32	Greg Bowman	F	6-5	220	Jr.	2L	Mountlake Terrace, Wash./Mountlake Terrace HS
33	Sam Timmins	F	6-10	265	Fr.	HS	Dunedin, New Zealand/Middleton Grange
41	Matthew Atewe	F	6-8	250	Jr.	TR	Toronto, Ontario, Canada/Notre Dame Prep/Auburn

* - Has used redshirt year. Returning starter in **bold**.



HEAD COACH - LORENZO ROMAR

- Has mentored 13 NBA Draft picks in his 14 seasons as head coach at Washington, including first round selections Marquese Chriss and DeJounte Murray in 2016..
- Guided the Huskies to the 2012 Pac-12 regular season title and the 2011 Pac-12 Tournament title. Also led UW to 2009 Pac-10 crown, its first since sharing the title in 1985, and first outright Conference title since 1953.
- Went to three NCAA Tournament Sweet 16's between 2005 and 2010.
- Three-time Pac-12 Coach of the Year (2005, 2009 and 2010).
- In 2000, became first coach in Saint Louis history to win a conference title and earn a trip to the NCAA Tournament in debut season.
- Lettered at Washington in 1979 and 1980.

ROMAR YEAR-BY-YEAR		ALL	CONFERENCE	POSTSEASON			
Year	School	W-L	W-L	Fin.	Conf.	NCAA	Other
1996-97	Pepperdine	6-21	4-10	T6th	WCC		
1997-98	Pepperdine	17-10	9-5	2nd	WCC		
1998-99	Pepperdine	19-13	9-5	T2nd	WCC		0-1 (NIT)
<i>Pepperdine totals (3 years)</i>		<i>42-44 (.448)</i>	<i>22-20 (.524)</i>				<i>0-1 (.000)</i>
1999-00	Saint Louis	19-14	7-9	T7th	C-USA*	0-1	
2000-01	Saint Louis	17-14	8-8	8th	C-USA		
2001-02	Saint Louis	15-16	9-7	5th	C-USA		
<i>Saint Louis totals (3 years)</i>		<i>51-44 (.537)</i>	<i>24-24 (.500)</i>			<i>0-1 (.000)</i>	<i>0-0</i>
2002-03	Washington	10-17	5-13	9th	Pac-10		
2003-04	Washington	19-12	12-6	2nd	Pac-10	0-1	
2004-05	Washington	29-6	14-4	2nd	Pac-10#	2-1	
2005-06	Washington	26-7	13-5	2nd	Pac-10	2-1	
2006-07	Washington	19-13	8-10	7th	Pac-10		
2007-08	Washington	16-17	7-11	8th	Pac-10		0-1 (CBI)
2008-09	Washington	26-9	14-4	1st	Pac-10	1-1	
2009-10	Washington	26-10	11-7	3rd	Pac-10#	2-1	
2010-11	Washington	24-11	11-7	3rd	Pac-10#	1-1	
2011-12	Washington	24-11	14-4	1st	Pac-12		3-1 (NIT)
2012-13	Washington	18-8	9-9	T6th	Pac-12		0-1 (NIT)
2013-14	Washington	17-15	9-9	T8th	Pac-12		
2014-15	Washington	16-15	5-13	11th	Pac-12		
2015-16	Washington	19-15	9-9	T6th	Pac-12		1-1 (NIT)
<i>Washington totals (14 years)</i>		<i>289-174 (.624)</i>	<i>141-111 (.560)</i>			<i>8-6 (.571)</i>	<i>4-4 (.500)</i>
Career totals (20 years)		382-262 (.593)	187-155 (.547)			8-7 (.533)	4-5 (.444)

* - Conference USA Tournament Champion. # - Pac-10 Tournament Champion

2016-17 SCHEDULE

November			
Sun., 13	YALE	4 p.m.	PAC12
Thurs., 17	CS FULLERTON	8 p.m.	PAC12
Sun., 20	NORTHERN ARIZONA	5 p.m.	PAC12
Tues., 22	LONG BEACH STATE	8 p.m.	PAC12
Fri., 25	vs. Western Kentucky (1)	5 p.m.	TBD
Sat., 26	vs. TCU/UNLV (1)	TBD	TBD
Wed., 30	at TCU	4 p.m.	FSSW+
December			
Wed., 7	at Gonzaga	8 p.m.	ESPN2
Sun., 11	NEVADA	5 p.m.	PAC12
Sun., 18	WESTERN MICHIGAN	5 p.m.	PAC12
Tue., 20	CAL POLY	8 p.m.	PAC12
Thurs., 22	at Seattle	TBD	TBD
January			
Sun., 1	WASHINGTON STATE *	5:30 p.m.	ESPNU
Wed., 4	OREGON *	6 p.m.	ESPN2
Sat., 7	OREGON STATE *	12 p.m.	PAC12
Thurs., 12	at California *	6 p.m.	FS1
Sat., 14	at Stanford *	5 p.m.	PAC12
Wed., 18	COLORADO *	8 p.m.	ESPNU
Sat., 21	UTAH *	5 p.m.	PAC12
Wed., 25	at Arizona State *	8 p.m.	ESPNU
Sun., 29	at Arizona *	12:30 p.m.	FOX
February			
Wed., 1	USC *	8 p.m.	ESPNU
Sat., 4	UCLA *	7:30 p.m.	PAC12
Thurs., 9	at Colorado *	7 p.m.	FS1
Sat., 11	at Utah *	1:30 p.m.	FS1
Thurs., 16	ARIZONA STATE *	8 p.m.	FS1
Sat., 18	ARIZONA *	5 p.m.	ESPNU/2
Sun., 26	at Washington State *	5:30 p.m.	ESPNU
March			
Wed., 1	at UCLA *	8 p.m.	FS1
Sat., 4	at USC *	3:30 p.m.	PAC12
8-11	Pac-12 Tournament (2)		

(1) Global Sports Classic, Las Vegas, Nev. (Thomas & Mack Center)
 (2) Las Vegas, Nev. (T-Mobile Arena)

* Pac-12 Game
 Game times PT

2015-16 RESULTS (19-15, 9-9)

11/13	vs. Texas (1)	W	77-71
11/19	Mount St. Mary's	W	100-67
11/21	Pennsylvania	W	104-67
11/25	vs. #10 Gonzaga (2)	L	64-80
11/26	vs. Texas (2)	L	70-82
11/27	vs. Charlotte (2)	W	71-66
12/6	Cal State Fullerton	W	87-69
12/8	TCU	W	92-67
12/12	Montana	W	92-62
12/19	Oakland (Mich.)	L	83-97
12/22	Seattle	W	79-68
12/28	UC Santa Barbara	L	78-83
1/1	#25 UCLA *	W	96-93 (2OT)
1/3	USC *	W	87-85
1/9	at Washington State *	W	99-95 (OT)
1/14	at Arizona *	L	67-99
1/16	at Arizona State *	W	89-85
1/20	Colorado *	W	95-83
1/24	Utah *	L	75-80 (OT)
1/28	at UCLA *	W	86-84
1/30	at USC *	L	88-98
2/3	Arizona State *	W	95-83 (OT)
2/6	#23 Arizona *	L	72-77
2/10	at Utah *	L	82-90
2/13	at Colorado *	L	80-81
2/18	California *	L	75-78
2/20	Stanford *	W	64-53
2/24	at Oregon State *	L	81-82
2/28	at #13 Oregon	L	73-86
3/2	Washington State *	W	99-91
3/9	vs. Stanford (3)	W	91-68
3/10	vs. #8 Oregon (3)	L	77-83
3/15	vs. 6-Long Beach State (4)	W	107-102
3/21	at 2-San Diego State (4)	L	78-93

(1) Pac-12 China Game, Shanghai, China (Mercedes Benz Arena)
 (2) Battle 4 Atlantis, Paradise Islands, Bahamas (Imperial Arena)
 (3) Pac-12 Tournament, Las Vegas, Nev. (MGM Grand Garden Arena)
 (4) Postseason NIT

*Pac-12 Conference Game.
 Rankings listed are AP.

RECENT FINISHES

Year	CONF.		ALL		Post.
	W-L	Fin.	W-L	Post.	
78-79	6-12	8t	11-16		
79-80	9-9	5	18-10		NIT
80-81	8-10	5t	14-13		
81-82	11-7	4	19-10		NIT
82-83	7-11	6t	16-15		
83-84	15-3	1t	24-7		NCAA*
84-85	13-5	1t	22-10		NCAA
85-86	13-5	2	19-12		NCAA
86-87	10-8	3t	20-15		NIT
87-88	5-13	8t	10-19		
88-89	8-10	6	12-16		
89-90	5-13	9	11-17		
90-91	5-13	10	14-14		
91-92	5-13	8	12-17		
92-93	7-11	8	13-14		
93-94	3-15	9	5-22		
94-95	5-13	7t	9-18		
95-96	9-9	5t	16-12		NIT
96-97	10-8	6	17-11		NIT
97-98	11-7	4	20-10		NCAA*
98-99	10-8	4	17-12		NCAA
99-00	5-13	8t	10-20		
00-01	4-14	9t	10-20		
01-02	5-13	8	11-18		
02-03	5-13	9	10-17		
03-04	12-6	2	19-12		NCAA
04-05	14-4	2^	29-6		NCAA*
05-06	13-5	2	26-7		NCAA*
06-07	8-10	7	19-13		
07-08	7-11	8	16-17		CBI
08-09	14-4	1	26-9		NCAA
09-10	11-7	3^	26-10		NCAA*
10-11	11-7	3^	24-11		NCAA
11-12	14-4	1	24-11		NIT
12-13	9-9	6t	18-16		NIT
13-14	9-9	8t	17-15		
14-15	5-13	11	16-15		
15-16	9-9	6t	19-15		NIT

^ - Pac-10 Tournament Champion
 * - NCAA Sweet 16

2015-16 WASHINGTON STATISTICS (Overall: 19-15, Pac-12: 9-9/T-6th) - Returning players in bold.

Player	GP-GS	TOTAL			3-PTS		REBOUNDS							Blk	Stl	Pts	Avg	
		Min/Avg	FG-A	Pct	3FG-A	Pct	FT-A	Pct	Off/Def	Tot	Avg	PF-FO	A					TO
Andrews, Andrew	34-34	1149/33.8	181-461	.393	77-192	.401	273-321	.850	50/145	195	5.7	96-2	166	95	1	47	712	20.9
Murray, Dejounte	34-34	1139/33.5	202-486	.416	34-118	.288	110-166	.663	48/155	203	6.0	90-2	151	110	10	62	548	16.1
Chriss, Marquese	34-34	848/24.9	179-338	.530	21-60	.350	88-129	.682	85/98	183	5.4	138-15	26	69	55	32	467	13.7
Dickerson, Noah	33-25	736/22.3	93-199	.467	0-1	.000	63-101	.624	59/113	172	5.2	114-5	10	46	21	26	249	7.5
Crisp, David	34-0	728/21.4	82-253	.324	51-169	.302	30-45	.667	23/59	82	2.4	62-1	56	41	4	28	245	7.2
Dime, Malik	34-9	719/21.1	91-147	.619	0-0	.000	52-69	.754	81/110	191	5.6	105-7	3	28	88	13	234	6.9
Thybulle, Matisse	34-34	820/24.1	71-179	.397	34-93	.366	35-49	.714	38/71	109	3.2	111-9	55	47	32	39	211	6.2
Green, Dominic	30-0	338/11.3	27-98	.276	18-65	.277	9-19	.474	7/27	34	1.1	24-0	7	10	7	4	81	2.7
Dorsey, Donaven	27-0	248/9.2	21-57	.368	14-43	.326	3-7	.429	7/23	30	1.1	35-2	11	7	0	5	59	2.2
Duruiseau, Devenir	16-0	134/8.4	10-24	.417	0-4	.000	11-22	.500	14/17	31	1.9	29-3	0	9	4	2	31	1.9
Bowman, Greg	8-0	17/2.1	5-7	.714	0-1	.000	0-1	.000	2/2	4	0.5	0-0	0	0	0	0	10	1.3
Kingma, Dan	10-0	30/3.0	2-7	.286	0-3	.000	2-21	.000	1/3	4	0.4	3-0	4	4	0	0	6	0.6
Knight, Joe	4-0	6/1.5	0-1	.000	0-0	.000	0-0	.000	0/2	2	0.5	0-0	0	0	0	0	0	0.0
Garrett, KJ	7-0	13/1.9	0-7	.000	0-3	.000	0-1	.000	0/0	0	0.0	6-0	0	0	2	0	0	0.0
TEAM									58/58	116	3.4	3	4					
Total	34		964-2264.426		249-752.331		676-932.725		473/883	1356	39.9	816-46	489	470	224	258	2853	83.9
Opponents	34		936-2175.430		211-638.331		665-969.686		491/945	1436	42.2	786-	433	552	131	205	2748	80.8

COUGAR FACTS

Location: Pullman, WA 99164
Founded/Enrollment: 1890/20,193
Colors: Crimson & Gray (Pantone® 201c/CG11)

Joined Pac-12: 1916-17
All-Time Record: 1,559-1,467 (114 years)

President: Kirk Schulz
Faculty Rep: Ken Casavant
Director of Athletics: Bill Moos
SWA: Anne McCoy

Head Coach: Ernie Kent
 (Oregon '77)
Career Record: 347-293 (21 years)
WSU Record: 22-40 (2 years)
Pac-12 Record: 117-153 (15 years)
Office: (509) 335-0240
Fax: (509) 335-0267

Assistant Coaches: Greg Graham, Silvey Dominguez, Curtis Allen

Basketball SID: Jessica Holmes
E-mail: jessica_schmick@wsu.edu
Office: (509) 335 0255
Cell: (509) 781-0550

Local Radio: KXLY (920 AM)

Home Court: Friel Court (11,671/1973)
Record in Friel: 341-209 (43 years)
Press Row Phone: (509) 335-4940
Press Will-Call: Tunnel entrance, east side
Press Row Location: Upper level, opposite benches

RECORD HOLDERS

POINTS

Career: 2003 – Isaac Fontaine, 1994-97
Season: 733 – Klay Thompson, 2011
Game: 45 – Brian Quinnett vs. Loyola Marymount, 12/5/86

THREE-POINT FIELD GOALS

Career: 249 – DaVonté Lacy, 2012-15
Season: 98 – Klay Thompson, 2011
Game: 9 – Four times. Last, Derrick Low vs. Oregon, 1/27/07

REBOUNDS

Career: 992 – Steve Puidokas, 1974-77
Season: 334 – Josh Hawkinson, 2014-15
Game: 27 – Jim McKean vs. West Virginia, 12/28/66

ASSISTS

Career: 473 – Bennie Seltzer, 1990-93
Season: 193 – Reggie Moore, 2012
Game: 15 – Donminic Ellison vs. Cal State Northridge, 1/25/95

STEALS

Career: 204 – Don Collins, 1977-80
Season: 76 – Don Collins, 1980
Game: 8 – Twice. Last, Mike Bush vs. Portland State, 12/20/99

BLOCKED SHOTS

Career: 176 – James Donaldson, 1976-79
Season: 82 – James Donaldson, 1978
Game: 10 – James Donaldson vs. Seattle Univ., 12/6/77

WASHINGTON STATE NUMERICAL ROSTER

No.	Name	Pos.	Ht.	Wt.	Yr.	Exp.	Hometown/Last School
0	Derrien King	F	6-6	185	Jr.	1L	Wichita, Kan./Cathedral HS (Calif.)/Santa Monica CC
1	Jamar Ergas	G	6-3	182	Fr.	HS	Toronto, Ontario, Canada/Elite 1 Academy (Ariz.)
2	Ike Iroegbu	G	6-2	195	Sr.	3L	Sacramento, Calif./Oak Hill Academy (Va.)
3	Robert Franks	F	6-7	240	So.	1L	Vancouver, Wash./Evergreen HS
4	Viont'e Daniels	G	6-2	175	So.	1L	Federal Way, Wash./Federal Way HS
5	Milan Acquaaah	G	6-3	185	Fr.	HS	Bakersfield, Calif./Cathedral HS
10	KJ Langston	G	6-4	185	R-So.	JC	Chicago, Ill./St. Patrick HS/Chabot College (Calif.)
12	Steven Shpreyregin [^]	G	6-1	180	Jr.	TR	Seattle, Wash./Skagit Valley College
13	Jeff Pollard	F	6-9	240	Fr.	HS	Bountiful, Utah/Impact Academy (Nev.)
22	Malachi Flynn	G	6-1	170	Fr.	HS	Tacoma, Wash./Bellarmine Prep
23	Charles Callison	G	6-0	185	Sr.	1L	Moreno Valley, Calif./Canyon Springs HS/San Bernardino Valley College
24	Josh Hawkinson	F	6-10	230	Sr.	3L	Shoreline, Wash./Shorewood HS
25	Arinze Chidom	F	6-9	200	Fr.	HS	Oakland, Calif./Bishop O'Dowd HS/Sunrise Christian Prep (Kan.)
42	Conor Clifford	C	7-0	260	R-Sr.	1L	Huntington Beach, Calif./Ocean View HS/Saddleback College

* - Has used redshirt year. ^ - Walk-on. Returning starter in **bold**.



HEAD COACH - ERNIE KENT

- Named the 18th coach in Cougar history on March 31, 2014.
- Enters his 22nd season overall as a men's basketball head coach after spending 13 years coaching his alma mater Oregon, where he led the Ducks to seven postseason appearances, five NCAA Tournaments, two Conference tournament titles and a Pac-10 regular season title.
- Was the 2002 Pac-10 Coach of the Year after taking Oregon to the NCAA Elite Eight. Also received NABC, USBWA and Basketball Times district coach of the year honors.
- All-time victories leader with 235 career wins at Oregon, and third on the all-time wins list at St. Mary's (Calif.) with 90.

KENT YEAR-BY-YEAR		ALL	CONFERENCE	POSTSEASON			
Year	School	W-L	W-L	Fin.	Conf.	NCAA	Other
1991-92	St. Mary's (CA)	13-17	4-10	T6th	WCC		
1992-93	St. Mary's (CA)	11-16	6-8	6th	WCC		
1993-94	St. Mary's (CA)	13-14	5-9	7th	WCC		
1994-95	St. Mary's (CA)	18-10	10-4	T2nd	WCC		
1995-96	St. Mary's (CA)	12-15	5-9	7th	WCC		
1996-97	St. Mary's (CA)	23-8	10-4	T1st	WCC	0-1	
<i>St. Mary's (CA) totals (6 years)</i>		<i>90-80 (.535)</i>	<i>40-44 (.476)</i>			<i>0-1 (.000)</i>	
1997-98	Oregon	13-14	8-10	T5th	Pac-10		
1998-99	Oregon	19-13	8-10	T5th	Pac-10		3-2 (NIT)
1999-00	Oregon	22-8	13-5	3rd	Pac-10	0-1	
2000-01	Oregon	14-14	5-13	T6th	Pac-10		
2001-02	Oregon	26-9	14-4	1st	Pac-10	3-1	
2002-03	Oregon	23-10	10-8	5th	Pac-10	0-1	
2003-04	Oregon	18-13	9-9	T4th	Pac-10		3-1 (NIT)
2004-05	Oregon	14-13	6-12	T8th	Pac-10		
2005-06	Oregon	15-18	7-11	7th	Pac-10		
2006-07	Oregon	29-8	11-7	T3rd	Pac-10	3-1	
2007-08	Oregon	18-14	9-9	T5th	Pac-10	0-1	
2008-09	Oregon	8-23	2-16	10th	Pac-10		
2009-10	Oregon	16-16	7-11	T8th	Pac-10		
<i>Oregon totals (13 years)</i>		<i>235-173 (.576)</i>	<i>109-125 (.466)</i>			<i>6-5 (.545)</i>	<i>6-3 (.667)</i>
2014-15	Washington State	13-18	7-11	T8th	Pac-12		
2015-16	Washington State	9-22	1-17	12th	Pac-12		
<i>Washington State totals (2 years)</i>		<i>22-40 (.355)</i>	<i>8-28 (.222)</i>				
Career totals (21 years)		347-293 (.542)	157-197 (.444)			6-6 (.500)	6-3 (.667)

2016-17 SCHEDULE	2015-16 RESULTS (9-22, 1-17)	RECENT FINISHES
<p>November</p> <p>Fri., 11 MONTANA STATE 4 p.m. PAC12</p> <p>Tues., 15 vs. Central Washington (1) 7 p.m. PAC12</p> <p>Fri., 18 vs. Creighton (2) 5:30 p.m. TBD</p> <p>Sat./Sun., 19/20 vs. Montana/NC State (2) 3/5:30 p.m. TBD</p> <p>Mon., 21 vs. TBD (2) TBD CBSN</p> <p>Sun., 27 SAN JOSE STATE 3 p.m. PAC12</p> <p>Wed., 30 UTAH VALLEY 7 p.m. PAC12</p> <p>December</p> <p>Sat., 3 NEW ORLEANS 3 p.m. PAC12</p> <p>Wed., 7 IDAHO 7 p.m. PAC12</p> <p>Sat., 10 vs. Kansas State (3) 5 p.m. TBD</p> <p>Sat., 17 SANTA CLARA 1 p.m. PAC12</p> <p>Wed., 21 SACRAMENTO STATE 6 p.m. PAC12</p> <p>January</p> <p>Sun., 1 at Washington * 5:30 p.m. ESPNU</p> <p>Wed., 4 OREGON STATE (4) * 8 p.m. PAC12</p> <p>Sat., 7 OREGON * 4 p.m. PAC12</p> <p>Thurs., 12 at Stanford * 8 p.m. PAC12</p> <p>Sat., 14 at California * 1 p.m. PAC12</p> <p>Wed., 18 UTAH * 6 p.m. PAC12</p> <p>Sat., 21 COLORADO * 1 p.m. PAC12</p> <p>Thurs., 26 at Arizona * 6:30 p.m. PAC12</p> <p>Sun., 29 at Arizona State * 11 a.m. PAC12</p> <p>February</p> <p>Wed., 1 UCLA * 6 p.m. PAC12</p> <p>Sat., 4 USC * 5 p.m. PAC12</p> <p>Thurs., 9 at Utah * 6 p.m. PAC12</p> <p>Sun., 12 at Colorado * 5:30 p.m. ESPNU</p> <p>Thurs., 16 ARIZONA * 6 p.m. FS1</p> <p>Sat., 18 ARIZONA STATE * 2 p.m. PAC12</p> <p>Sun., 26 WASHINGTON * 5:30 p.m. ESPNU</p> <p>March</p> <p>Wed., 1 at USC * 7 p.m. PAC12</p> <p>Sat., 4 at UCLA * 6:30 p.m. ESPNU</p> <p>8-11 Pac-12 Tournament (5)</p> <p>(1) Kennewick, Wash. (Toyota Center)</p> <p>(2) Paradise Jam, St. Thomas, U.S. Virgin Islands</p> <p>(3) Kansas City, Mo. (Sprint Center)</p> <p>(4) Spokane, Wash. (Spokane Arena)</p> <p>(5) Las Vegas, Nev. (T-Mobile Arena)</p> <p>* Pac-12 Game Game times PT</p>	<p>11/13 Northern Arizona W 82-70</p> <p>11/20 Idaho State W 85-67</p> <p>11/24 Cal State Los Angeles W 74-57</p> <p>11/28 Texas Southern W 77-65</p> <p>12/2 #13 Gonzaga L 60-69</p> <p>12/6 Portland State W 91-67</p> <p>12/10 at Idaho L 74-78</p> <p>12/13 UTEP W 84-68</p> <p>12/18 Texas State W 78-73 (OT)</p> <p>12/22 vs. #3 Oklahoma (1) L 60-88</p> <p>12/23 vs. Northern Iowa (1) L 59-63</p> <p>12/25 vs. New Mexico (1) W 82-59</p> <p>1/1 USC * L 77-90</p> <p>1/3 #25 UCLA * W 85-78</p> <p>1/9 Washington * L 95-99 (OT)</p> <p>1/14 at Arizona State * L 73-84</p> <p>1/16 at Arizona * L 66-90</p> <p>1/21 Utah * L 71-92</p> <p>1/23 Colorado * L 70-75</p> <p>1/28 at USC * L 71-81</p> <p>1/30 at UCLA * L 50-83</p> <p>2/3 #23 Arizona * L 64-79</p> <p>2/6 Arizona State * L 55-67</p> <p>2/11 at Colorado * L 81-88 (2OT)</p> <p>2/14 at Utah * L 47-88</p> <p>2/18 Stanford * L 56-72</p> <p>2/21 California * L 62-80</p> <p>2/24 at #13 Oregon * L 62-76</p> <p>2/28 at Oregon State * L 49-69</p> <p>3/2 at Washington * L 91-99</p> <p>3/9 vs. Colorado (2) L 56-80</p> <p>(1) Diamond Head Classic, Honolulu, Hawai'i (Stan Sheriff Center)</p> <p>(2) Pac-12 Tournament, Las Vegas, Nev. (MGM Grand Garden Arena)</p> <p>*Pac-12 Conference Game. Rankings listed are AP.</p>	<p>CONF.</p> <p>ALL</p> <p>Year W-L Fin. W-L Post.</p> <p>78-79 10-8 4t 18-9</p> <p>79-80 14-4 3 22-6 NCAA</p> <p>80-81 3-15 10 10-17</p> <p>81-82 10-8 5 16-14</p> <p>82-83 14-4 2 23-7 NCAA</p> <p>83-84 4-14 10 10-18</p> <p>84-85 5-13 8t 13-15</p> <p>85-86 8-10 5t 15-16</p> <p>86-87 6-12 8t 10-18</p> <p>87-88 7-11 6 13-16</p> <p>88-89 4-14 8 10-19</p> <p>89-90 1-17 10 7-22</p> <p>90-91 8-10 5t 16-12</p> <p>91-92 9-9 5t 22-11 NIT</p> <p>92-93 9-9 5t 15-12</p> <p>93-94 10-8 4t 20-11 NCAA</p> <p>94-95 10-8 5t 18-12 NIT</p> <p>95-96 9-9 5t 18-11 NIT</p> <p>96-97 5-13 8 13-17</p> <p>97-98 3-15 9t 10-19</p> <p>98-99 4-14 10 10-19</p> <p>99-00 1-17 10 6-22</p> <p>00-01 5-13 6t 12-16</p> <p>01-02 1-17 10 6-21</p> <p>02-03 2-16 10 7-20</p> <p>03-04 7-11 7t 13-16</p> <p>04-05 7-11 6t 12-16</p> <p>05-06 4-14 10 11-17</p> <p>06-07 13-5 2 26-8 NCAA</p> <p>07-08 11-7 3t 26-9 NCAA*</p> <p>08-09 8-10 7 17-16 NIT</p> <p>09-10 6-12 10 16-15</p> <p>10-11 9-9 6 22-13 NIT%</p> <p>11-12 7-11 8t 19-18 CBI</p> <p>12-13 4-14 11t 13-19</p> <p>13-14 3-15 11 10-21</p> <p>14-15 7-11 8t 13-18</p> <p>15-16 1-17 12 9-22</p> <p>* - NCAA Sweet Sixteen % - NIT Final Four</p>

2015-16 WASHINGTON STATE STATISTICS (Overall: 9-22, Pac-12: 1-17/12th) - Returning players in **bold**.

Player	GP-GS	Min/Avg	TOTAL			3-PTS		REBOUNDS										
			FG-A	Pct	Pct	3FG-A	Pct	FT-A	Pct	Off/Def	Tot	Avg	PF-FO	A	TO	Blk	Stl	Pts
Hawkinson, Josh	29-28	967/33.3	170-313	.543	15-39	.385	91-117	.778	45/276	321	11.1	59-0	45	59	31	20	446	15.4
Iroegbu, Ike	31-31	952/30.7	139-307	.453	33-95	.347	84-109	.771	17/88	105	3.4	60-0	112	87	3	27	395	12.7
Johnson, Que	31-25	795/25.6	121-293	.413	42-104	.404	66-87	.759	16/61	77	2.5	76-3	36	42	6	16	350	11.3
Callison, Charles	27-22	670/24.8	80-205	.390	24-75	.320	28-42	.667	9/35	44	1.6	58-0	81	47	4	30	212	7.9
Clifford, Conor	31-7	436/14.1	89-139	.640	0-0	.000	33-40	.825	23/43	66	2.1	73-2	9	41	12	1	211	6.8
Suggs, Renard	25-0	314/12.6	48-125	.384	18-61	.295	20-33	.606	7/40	47	1.9	25-1	24	24	4	6	134	5.4
Izundu, Valentine	23-13	342/14.9	36-56	.643	0-0	.000	15-34	.441	27/34	61	2.7	52-1	6	19	50	6	87	3.8
King, Derrien	26-0	325/12.5	33-96	.344	16-42	.381	16-23	.696	8/40	48	1.8	37-0	16	21	4	5	98	3.8
Daniels, Viont'e	20-3	213/10.7	18-48	.375	13-34	.382	0-1	.000	6/12	18	0.9	12-0	13	12	1	7	49	2.5
Boese, Brett	29-7	297/10.2	22-55	.400	14-39	.359	6-9	.667	10/17	27	0.9	24-0	7	9	0	6	64	2.2
Franks, Robert	23-0	191/8.3	14-50	.280	6-27	.222	16-21	.762	9/20	29	1.3	33-0	9	13	4	1	50	2.2
Longrus, Junior	31-14	449/14.5	24-40	.600	0-1	.000	7-21	.333	26/46	72	2.3	63-0	19	25	19	24	55	1.8
Redding, Ny	29-5	349/12.0	11-37	.297	3-13	.231	11-15	.733	6/24	30	1.0	42-0	42	25	0	7	36	1.2
TEAM									38/66	104	3.4	0		16				
Total	31		805-1764.456	184-530.347	393-552.712	247/802 1049 33.8	614-7 419440 138 1562187 70.5											
Opponents	31		836-1892.442	210-586.358	512-699.732	337/777 1114 35.9	524- 383338 96 2102394 77.2											

2017 NCAA DIVISION I MEN'S BASKETBALL CHAMPIONSHIP

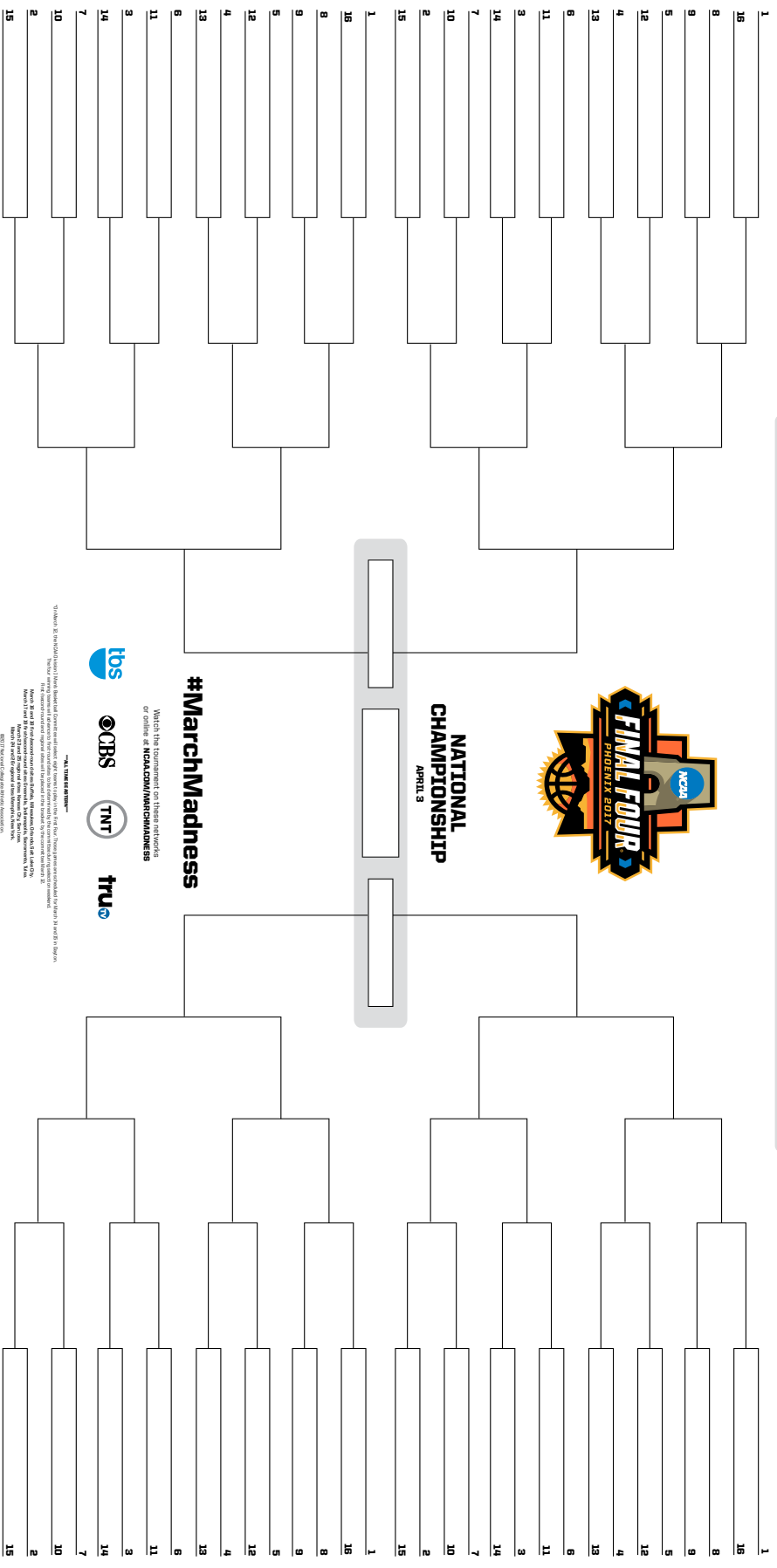


FIRST ROUND MARCH 15-17
 SECOND ROUND MARCH 15-19
 SWEET 16 MARCH 23-24
 ELITE 8 MARCH 25-28
 NATIONAL SEMIFINALS APRIL 1
 NATIONAL SEMIFINALS APRIL 1
 ELITE 8 MARCH 25-28
 SWEET 16 MARCH 23-24
 SECOND ROUND MARCH 15-19
 FIRST ROUND MARCH 15-17

FIRST FOUR



NATIONAL CHAMPIONSHIP
 APRIL 3



#MarchMadness



Watch the tournament on these networks or online at NCAA.COM/MARCHMADNESS

*TBS, TNT and truTV are trademarks of Turner Broadcasting System, Inc. © 2017 Turner Broadcasting System, Inc. All rights reserved.



► OREGON DUCKS (31-7, 14-4)
2016 Pac-12 Champions

► OREGON DUCKS
2016 Pac-12 Tournament Champions



2015-16 PAC-12 CONFERENCE MEN'S BASKETBALL STANDINGS

	CONFERENCE					OVERALL					
	W	L	PCT	HOME	AWAY	W	L	PCT	HOME	AWAY	NEUT
Oregon* (NCAA)	14	4	.778	9-0	5-4	31	7	.816	18-0	6-5	7-2
Utah (NCAA)	13	5	.722	8-1	5-4	27	9	.750	16-1	5-5	6-3
Arizona (NCAA)	12	6	.667	8-1	4-5	25	9	.735	17-1	5-5	3-3
California (NCAA)	12	6	.667	9-0	3-6	23	11	.676	18-0	4-7	1-4
Colorado (NCAA)	10	8	.556	8-1	2-7	22	12	.647	16-1	4-7	2-4
USC (NCAA)	9	9	.500	7-2	2-7	21	13	.618	16-2	3-7	2-4
Oregon State (NCAA)	9	9	.500	7-2	2-7	19	13	.594	14-3	4-8	1-2
Washington (NIT)	9	9	.500	6-3	3-6	19	15	.559	13-5	3-7	3-3
Stanford	8	10	.444	6-3	2-7	15	15	.500	12-5	2-8	1-2
UCLA	6	12	.333	4-5	2-7	15	17	.469	11-6	3-7	1-4
Arizona State	5	13	.278	4-5	1-8	15	17	.469	11-6	3-9	1-2
Washington State	1	17	.056	1-8	0-9	9	22	.290	8-9	0-10	1-3

* Pac-12 Tournament Champion

PAC-12 MEN'S HOOPS CELEBRATES CENTENNIAL WITH RECORD NCAA BIDS
Oregon Sweeps League Titles, Advances to Elite Eight

- The Pac-12 celebrated its Centennial with one of its best seasons of men's basketball in conference history in 2015-16. The league was historically deep with a record seven teams earning bids to the 2016 NCAA Tournament and concluding the season ranked third in the nation in Conference RPI, equaling its highest ranking since 2000, with nine teams in the RPI Top 100 and 11 in the Top 110.
- The OREGON Ducks became the ninth team in league history to accomplish the double championship, claiming the Pac-12 regular season title outright with a 14-4 record as well as capturing the program's fourth Pac-12 Tournament title with an 88-57 victory over UTAH in the championship game.
- OREGON was joined by ARIZONA, CALIFORNIA, COLORADO, OREGON STATE, UTAH and USC in the NCAA Tournament, while WASHINGTON was selected to participate in the NIT. The Pac-12 became the only conference to advance a team to the Elite Eight in each of the last three seasons as OREGON defeated Holy Cross, St. Joseph's and Duke to reach the West Regional final.
- UTAH sophomore **Jakob Poeltl** was chosen the Pac-12's Player of the Year as well as a consensus Second Team All-American and the Kareem Abdul-Jabbar Award recipient as the nation's best center. The 7-0 forward/center from Vienna, Austria led the Pac-12 in field goal percentage (.646) and finished second in the league in scoring (17.2 ppg), fourth in rebounding (9.1 rpg) and eighth in blocks (1.6 bpg).
- CALIFORNIA forward **Jaylen Brown** averaged 14.6 points and 5.4 rebounds to earn Pac-12 Freshman of the Year honors. OREGON STATE senior guard **Gary Payton II** became the first player in league history to repeat as Pac-12 Defensive Player of the Year after pacing the conference in steals (2.5 spg) for the second straight season. COLORADO redshirt sophomore guard **George King** was selected Pac-12 Most Improved Player of the Year after averaging 13.6 points while hitting 68 three pointers at a league-best 45.6 percent clip. UTAH senior guard **Brandon Taylor** was voted the Pac-12 Student-Athlete of the Year. OREGON's **Dana Altman** was named Pac-12 Coach of the Year for the second straight season and third time in the last four years.
- Joining Poeltl in earning All-America honors were ARIZONA senior forward **Ryan Anderson**, OREGON sophomore forward **Dillon Brooks** and Payton II.



UTAH's Jakob Poeltl was named the Pac-12 Player of the Year after leading the Utes to a 27-9 record and a second straight NCAA Tournament appearance. The consensus Second Team All-American and Kareem Abdul-Jabbar Center of the Year was the No. 9 pick overall in the 2016 NBA Draft.

POSTSEASON HONORS

Kareem Abdul-Jabbar Award (top center)

Jakob Poeltl, UTAH

USBWA ALL-DISTRICT VIII

Jakob Poeltl, UTAH (District Player of the Year)

Jordan Loveridge, UTAH

Larry Krystkowiak, UTAH (District Coach of the Year)

USBWA ALL-DISTRICT IX

Dillon Brooks, ORE (District Player of the Year)

Ryan Anderson, ARIZ

Andrew Andrews, WASH

Jaylen Brown, CAL

Gary Payton II, OSU

Ivan Rabb, CAL

Dana Altman, ORE (District Coach of the Year)

NABC ALL-DISTRICT 20

Dillon Brooks, ORE 1st Team

Jakob Poeltl, UTAH 1st Team

Gary Payton II, OSU 1st Team

Andrew Andrews, WASH 1st Team

Ryan Anderson, ARIZ 1st Team

Josh Scott, COLO 2nd Team

Jaylen Brown, CAL 2nd Team

Bryce Alford, UCLA 2nd Team

Julian Jacobs, USC 2nd Team

Rosco Allen, STAN 2nd Team

Dana Altman, ORE Coach

ALL-AMERICA HONORS

Jakob Poeltl, UTAH

Consensus Second Team

AP Second Team

Sports Illustrated First Team

The Sporting News First Team

NABC Second Team

USBWA Second Team

CBSSports.com Second Team

Dillon Brooks, ORE

AP Honorable Mention

The Sporting News Third Team

Ryan Anderson, ARIZ

AP Honorable Mention

Gary Payton II, OSU

AP Honorable Mention

Jaylen Brown, CAL

CBSSports.com Freshman First Team

The Sporting News Freshman First Team

USBWA Freshman First Team

2016 NBA Draft

First Round

3. Jaylen Brown, CAL BOS

8. Marquese Chriss, WASH SAC

9. Jakob Poeltl, UTAH TOR

29. Dejounte Murray, WASH SA

Second Round

60. Tyrone Wallace, CAL UTAH

ALL-PAC-12 TEAM

FIRST TEAM

Name, School	Pos	Yr	Ht	Wt	Hometown
Rosco Allen, STAN	F	Sr.	6-9	220	Budapest, Hungary (Bishop Gorman HS)
Ryan Anderson, ARIZ	F	Sr.	6-9	235	Long Beach, Calif. (Boston College)
Andrew Andrews, WASH	G	Sr.	6-2	200	Portland, Ore. (Benson Tech HS)
Dillon Brooks, ORE	F	So.	6-7	225	Mississauga, Ont. (Findlay Prep)
Jaylen Brown, CAL	F	Fr.	6-7	225	Atlanta, Ga. (Wheeler HS)
Elgin Cook, ORE	F	Sr.	6-6	205	Milwaukee, Wis. (Northwest Florida State)
Julian Jacobs, USC	G	Jr.	6-4	180	Las Vegas, Nev. (Desert Pines HS)
Gary Payton II, OSU	G	Sr.	6-3	190	Seattle, Wash. (Salt Lake CC)
Jakob Poeltl, UTAH	F	So.	7-0	248	Vienna, Austria (Arkadia Traiskirchen)
Josh Scott, COLO	F	Sr.	6-10	245	Monument, Colo. (Lewis-Palmer HS)

SECOND TEAM

Name, School	Pos	Yr	Ht	Wt	Hometown
Isaac Hamilton, UCLA	G	Jr.	6-5	185	Los Angeles, Calif. (St. John Bosco HS)
Dejounte Murray, WASH	G	Fr.	6-4	170	Seattle, Wash. (Rainier Beach HS)
Ivan Rabb, CAL	F	Fr.	6-11	220	Oakland, Calif. (Bishop O'Dowd HS)
Kaleb Tarczewski, ARIZ	C	Sr.	7-0	250	Claremont, N.H. (St. Mark's School)
Gabe York, ARIZ	G	Sr.	6-3	190	West Covina, Calif. (Orange Lutheran HS)

HONORABLE MENTION: Bryce Alford (UCLA, Jr., G), Chris Boucher (ORE, Sr., F), Josh Hawkinson (WSU, Jr., F), Jordan Loveridge (UTAH, Sr., G), Jordan McLaughlin (USC, So., G), Brandon Taylor (UTAH, Sr., G), Tyrone Wallace (CAL, Sr., G)

PAC-12 ALL-FRESHMEN TEAM

Name, School	Pos	Ht	Wt	Hometown
Jaylen Brown, CAL	F	6-7	225	Atlanta, Ga. (Wheeler HS)
Tyler Dorsey, ORE	G	6-4	180	Los Angeles, Calif. (Maranatha HS)
Dejounte Murray, WASH	G	6-4	170	Seattle, Wash. (Rainier Beach HS)
Ivan Rabb, CAL	F	6-11	220	Oakland, Calif. (Bishop O'Dowd HS)
Allonzo Trier, ARIZ	G	6-6	210	Seattle, Wash. (Findlay Prep)

HONORABLE MENTION: Bennie Boatwright (USC, F), Marquese Chriss (WASH, F), Tres Tinkle (OSU, F).

PAC-12 ALL-DEFENSIVE TEAM

Name, School	Pos	Yr.	Ht	Wt	Hometown (Last School)
Chris Boucher, ORE	F	Sr.	6-10	190	Montreal, Quebec (Northwest College, Wyo.)
Gary Payton II, OSU	G	Sr.	6-3	190	Seattle, Wash. (Salt Lake CC)
Josh Scott, COLO	F	Sr.	6-10	245	Monument, Colo. (Lewis-Palmer HS)
Brandon Taylor, UTAH	G	Sr.	5-10	170	Los Angeles, Calif. (Pacific Hills HS)
Kaleb Tarczewski, ARIZ	C	Sr.	7-0	250	Claremont, N.H. (St. Mark's School)

HONORABLE MENTION: Malik Dime (WASH, Fr., F), Wesley Gordon (COLO, Jr., F), Jakob Poeltl (UTAH, So., F)

PAC-12 ALL-ACADEMIC TEAM

FIRST TEAM

Name, School	Year	GPA	Major
Casey Benson, ORE	SO	3.47	Journalism
Josh Hawkinson, WSU	JR	3.30	Business
Junior Longrus, WSU	SR	3.39	Management Operations and Marketing
Dorian Pickens, STAN	SO	3.37	Undeclared
Brandon Taylor, UTAH	SR	3.40	Psychology

SECOND TEAM

Stephen Domingo, CAL	JR	3.15	Business Administration
Malcolm Duvivier, OSU	JR	3.11	Business Finance
Valentine Izundu, WSU	R-JR	3.13	Social Sciences
Ny Redding, WSU	SO	3.19	Undeclared
Thomas Welsh, UCLA	SO	3.18	Economics

Honorable Mention: Malcolm Duvivier, SO, OSU; Nikola Jovanovic, SO, USC; Roger Moute a Bidias, SO, CAL; Kenneth Ogbe, SO, UTAH; Sam Singer, SO, CAL

PLAYER OF THE YEAR: Jakob Poeltl, Utah

FRESHMAN OF THE YEAR: Jaylen Brown, California

DEFENSIVE PLAYER OF THE YEAR: Gary Payton II, Oregon State

MOST IMPROVED PLAYER OF THE YEAR: George King, Colorado

JOHN R. WOODEN COACH OF THE YEAR: Dana Altman, Oregon

PAC-12 SCHOLAR-ATHLETE: Brandon Taylor, Utah

FINAL POLLS

AP POSTSEASON

1	Kansas (63)	30-4	1,623
2	Michigan State (2)	29-5	1,552
3	North Carolina	28-6	1,488
4	Virginia	26-7	1,384
5 OREGON	28-6	1,371	
6	Villanova	29-5	1,283
7	Oklahoma	25-7	1,215
8	West Virginia	26-8	1,193
9	Xavier	27-5	1,127
10	Miami	25-7	920
10	Kentucky	26-8	920
12	Purdue	26-8	873
13 UTAH	26-8	870	
14	Indiana	25-7	828
15	Texas A&M	26-8	682
16	Louisville	23-8	585
17 ARIZONA	25-8	559	
18	Maryland	25-8	489
19	Duke	23-10	383
20	Seton Hall	25-8	374
21	Baylor	22-11	347
22	Iowa State	21-11	317
23 CALIFORNIA	23-10	270	
24	SMU	25-5	84
25	Iowa	21-10	82

Others Receiving votes:

ESPN/USA Today FINAL

1	Villanova (30)	35-5	750
2	North Carolina	33-7	720
3	Kansas	33-5	657
4	Oklahoma	29-8	643
5	Virginia	29-8	631
6 OREGON	31-7	596	
7	Michigan State	29-6	488
8	Miami	27-8	480
9	Indiana	27-8	456
10	Syracuse	23-14	446
11	Xavier	28-6	361
12	Texas A&M	28-9	358
12	Maryland	27-9	358
14	West Virginia	26-9	331
15	Iowa State	23-12	315
16	Kentucky	27-9	297
17	Notre Dame	24-12	285
18	Duke	25-11	263
19	Purdue	26-9	184
20 UTAH	27-9	170	
21	Gonzaga	28-8	157
22 ARIZONA	25-9	154	
23	Wisconsin	22-13	149
24	Baylor	22-12	105
25	Iowa	22-11	82

Others receiving votes:

28 CALIFORNIA

PAC-12 VS:

America East	0-0
American Athletic	3-3*
Atlantic Coast	3-4*
Atlantic Sun	1-0
Atlantic 10	2-2*
Big East	2-5*
Big Sky	10-2
Big South	1-0
Big Ten	1-0
Big 12	4-6*
Big West	15-2*
Colonial Athletic	0-0
Conference USA	4-0
Horizon League	2-2
Independents	0-0
Ivy League	3-0
Metro Atlantic Athletic	3-2
Mid-American	0-0
Mid-Eastern	5-0
Missouri Valley	2-3*
Mountain West	15-4*
Northeast	1-0
Ohio Valley	2-0
Patriot League	3-0*
Southeastern	6-2
Southern	0-0
Southland	7-0
Southwestern	2-0
Summit League	2-0
Sun Belt	3-0
West Coast	11-4*
Western Athletic	3-0

Non-Conf. Play - Div. I	111-33 (.771)
Non-Conf. Play - ALL	117-33 (.780)
Total - Div. I	116-41 (.739)
Total - ALL	122-41 (.748)
*in NCAA Tourn./NIT	5-8 (.385)

The Pac-12 posted a regular season non-conference home record of 92-8 (.920).

DOUBLE-DOUBLES

Josh Hawkinson, WSU (40)	20
Ryan Anderson, ARIZ (17)	17
Jakob Poeltl, UTAH (19)	16
Josh Scott, COLO (36)	13
Ivan Rabb, CAL (12)	12
Thomas Welsh, UCLA (10)	10
Tony Parker, UCLA (17)	9
Chris Boucher, ORE (9)	9
Gary Payton II, OSU (15)	7
Nikola Jovanovic, USC (13)	7
Marquese Chriss, WASH (6)	6
Andrew Andrews, WASH (6)	5
Kaleb Tarczewski, ARIZ (10)	5
Wesley Gordon, COLO (10)	5
Obinna Oleka, ASU (4)	4
Rosco Allen, STAN (4)	4
Savon Goodman, ASU (9)	4
Jaylen Brown, CAL (4)	4
Kyle Kuzma, UTAH (4)	4
Julian Jacobs, USC (3)	3
Michael Humphrey, STAN (5)	3
Dillon Brooks, ORE (5)	3
Willie Atwood, ASU (3)	3
Tyrone Wallace, CAL (7)	2
Malik Dime, WASH (2)	2
Isaac Hamilton, UCLA (3)	2
Elgin Cook, ORE (6)	2
Dejounte Murray, WASH (2)	2
Jordan Loveridge, UTAH (13)	2
Gerry Blakes, ASU (1)	1
Bennie Boatwright, USC (1)	1
Drew Eubanks, OSU (1)	1
Dorian Pickens, STAN (1)	1
Eric Jacobsen, ASU (3)	1
Elijah Stewart, USC (1)	1
Bryce Alford, UCLA (3)	1
Jordan McLaughlin, USC (1)	1
Jonah Bolden, UCLA (1)	1
Marcus Allen, STAN (2)	1
Mark Tollefsen, ARIZ (1)	1
Tory Miller, COLO (2)	1
George King, COLO (1)	1
Tres Tinkle, OSU (1)	1
Ike Iroegbu, WSU (2)	1
Kameron Rooks, CAL (1)	1
Josh Fortune, COLO (1)	1
Chimezie Metu, USC (1)	1

() - career totals

* - Includes triple-double

PAC-12 PLAYERS OF THE WEEK

Nov. 16	Tyrone Wallace, California
Nov. 23	Jakob Poeltl, Utah
Nov. 30	Andrew Andrews, Washington
Dec. 7	Thomas Welsh, UCLA
Dec. 14	Allonzo Trier, Arizona
Dec. 21	Jakob Poeltl, Utah
Dec. 28	Josh Hawkinson, Washington St.
Jan. 4	Andrew Andrews, Washington
Jan. 11	Bryce Alford, UCLA
Jan. 18	Josh Scott, Colorado
Jan. 25	Jakob Poeltl, Utah
Feb. 1	Dillon Brooks, Oregon
Feb. 8	Ryan Anderson, Arizona
Feb. 15	Jabari Bird, California
Feb. 22	Jakob Poeltl, Utah
Feb. 29	Josh Scott, Colorado
March 7	Gabe York, Arizona

2015-16 HOME ATTENDANCE

School (Arena Cap.)	Games	Att.	Avg.	Cap. Pct.
ARIZ (14,655)	18	261,478	14,527	99.1
ASU (10,734)	17	98,718	5,807	54.1
CAL (11,877)	18	183,293	10,183	85.7
COLO (11,064)	17	145,180	8,540	77.2
ORE (12,364)	18	134,405	7,467	60.4
OSU (10,400)	17	106,354	6,256	60.2
STAN (7,329)	17	74,685	4,393	59.9
UCLA (13,800)	17	137,247	8,073	58.5
USC (10,258)	18	82,918	4,607	44.9
UTAH (15,000)	17	220,959	12,998	86.7
WASH (10,000)	18	122,127	6,785	67.9
WSU (11,671)	17	48,562	2,857	24.5
Totals	209	1,615,926	7,732	

ASSIST/TURNOVER RATIO

	G	Asst	Turn	Ratio
1. UCLA	32	15.7	12.3	1.28
2. Utah	36	15.5	12.5	1.24
3. USC	34	14.8	12.2	1.21
4. Oregon	38	13.6	11.3	1.20
5. Oregon State	32	13.5	11.3	1.20
6. Arizona	34	14.3	13.0	1.10
7. Arizona State	32	12.7	12.0	1.05
8. Washington	34	14.4	13.8	1.04
9. California	34	12.8	12.3	1.04
10. Colorado	34	13.6	13.4	1.02
11. Stanford	30	11.7	11.8	0.99
12. Washington State	31	13.5	14.2	0.95

OFFENSIVE REBOUNDS

	G	No.	Avg/G
1. Washington	34	473	13.91
2. Colorado	34	446	13.12
3. Arizona State	32	394	12.31
4. UCLA	32	393	12.28
5. USC	34	401	11.79
6. Oregon	38	442	11.63
7. Arizona	34	394	11.59
8. California	34	386	11.35
9. Stanford	30	328	10.93
10. Oregon State	32	337	10.53
11. Utah	36	347	9.64
12. Washington State	31	247	7.97

DEFENSIVE REBOUNDS

	G	No.	Avg/G
1. Colorado	34	987	29.03
2. Arizona	34	973	28.62
3. California	34	971	28.56
4. USC	34	936	27.53
5. Utah	36	985	27.36
6. UCLA	32	874	27.31
7. Washington	34	883	25.97
8. Washington State	31	802	25.87
9. Oregon	38	940	24.74
10. Arizona State	32	783	24.47
11. Oregon State	32	764	23.88
12. Stanford	30	696	23.20

3-POINT FG MADE

	G	3FG	Avg/G
1. Arizona State	32	254	7.94
2. USC	34	266	7.82
3. Utah	36	273	7.58
4. Colorado	34	252	7.41
5. Washington	34	249	7.32
6. California	34	236	6.94
7. Oregon	38	260	6.84
8. Oregon State	32	218	6.81
9. Arizona	34	221	6.50
10. UCLA	32	200	6.25
11. Washington State	31	184	5.94
12. Stanford	30	172	5.73



Andrew Andrews, Washington
Pac-12 Scoring Leader - 20.9 ppg



Julian Jacobs, USC
Pac-12 Assists Leader - 5.45 apg

2015-16 TEAM STATS (PAC-12 GAMES)

ASSIST/TURNOVER RATIO

	G	Asst	Turn	Ratio
1. UCLA	18	15.9	11.9	1.33
2. Utah	18	14.9	11.6	1.29
3. Oregon State	18	12.9	10.3	1.25
4. Oregon	18	13.3	10.8	1.23
5. Arizona	18	14.7	12.1	1.22
6. USC	18	14.2	12.1	1.17
7. Arizona State	18	12.6	11.4	1.10
8. Washington	18	13.9	13.1	1.07
9. California	18	12.9	12.6	1.02
10. Stanford	18	11.0	11.1	0.99
11. Washington State	18	12.8	13.7	0.94
12. Colorado	18	11.7	13.4	0.87

OFFENSIVE REBOUNDS

	G	No.	Avg/G
1. Colorado	18	237	13.17
2. Washington	18	224	12.44
3. UCLA	18	207	11.50
4. Arizona State	18	201	11.17
5. Oregon	18	198	11.00
6. USC	18	194	10.78
7. Arizona	18	193	10.72
8. California	18	191	10.61
9. Oregon State	18	188	10.44
10. Stanford	18	179	9.94
11. Utah	18	171	9.50
12. Washington State	18	128	7.11

DEFENSIVE REBOUNDS


	G	No.	Avg/G
1. Arizona	18	512	28.44
2. California	18	510	28.33
3. Colorado	18	495	27.50
4. UCLA	18	484	26.89
5. USC	18	473	26.28
6. Washington State	18	463	25.72
7. Utah	18	460	25.56
8. Washington	18	440	24.44
9. Oregon	18	421	23.39
10. Arizona State	18	415	23.06
11. Oregon State	18	402	22.33
12. Stanford	18	390	21.67

3-POINT FG MADE

	G	3FG	Avg/G
1. Arizona State	18	157	8.72
2. Washington	18	135	7.50
3. Utah	18	130	7.22
4. Oregon	18	128	7.11
USC	18	128	7.11
6. Arizona	18	127	7.06
7. California	18	126	7.00
8. UCLA	18	120	6.67
9. Colorado	18	119	6.61
10. Oregon State	18	115	6.39
11. Stanford	18	103	5.72
12. Washington State	18	97	5.39



Washington State's Josh Hawkinson (left) led the Pac-12 in both rebounding (11.1 rpg) and double-doubles (20) for the second consecutive season in 2015-16.



OREGON's Casey Benson led the Pac-12 and NCAA Division I with a 4.88 assist-to-turnover ratio in 2015-16.

TEAM GAME HIGHS

Points	
115	Utah vs College of Idaho (12/28/15)
107	Washington vs Long Beach State (03/15/16)
Margin	
55 (92-37)	Arizona vs Northern Arizona (12/16/15)
47 (105-58)	Utah vs Delaware State (12/22/15)
Field goals made	
42	Utah vs College of Idaho (12/28/15)
41	USC vs Lafayette (12/23/15)
Field goal attempts	
81	Washington vs USC (01/03/16)
81	Arizona at USC (01/09/16)
Field goal percentage	
.673 (35-52)	Utah vs Washington (02/10/16)
.627 (42-67)	Utah vs College of Idaho (12/28/15)
3-Pt FG made	
18	Arizona vs Stanford (03/05/16)
16	Utah vs Arizona State (02/25/16)
3-Pt FG attempts	
40	Utah vs Arizona State (02/25/16)
37	Washington vs Oakland (12/19/15)
3-Pt percentage	
.750 (6-8)	Oregon State at Utah (01/17/16)
.692 (9-13)	Stanford vs Oregon (2/13/16)
Free throws made	
38	UCLA at Washington (1/1/16)
35	Arizona vs Bradley (11/16/15)
Free throw attempts	
52	Arizona vs Bradley (11/16/15)
50	UCLA at Washington (1/1/16)
Free throw percentage	
1.000 (8-8)	Utah vs Gonzaga (3/19/16)
.958 (23-24)	UCLA vs UNLV (11/23/15)
Rebounds	
62	Washington vs Texas (11/14/15)
60	UCLA vs Monmouth (11/13/15)
60	Washington vs Mount St. Mary's (11/19/15)
Assists	
30	Utah vs Savannah State (12/16/15)
30	Utah vs Delaware State (12/22/15)
Steals	
16	Washington vs TCU (12/08/15)
16	Oregon State vs Colorado (2/6/16)
Blocked shots	
15	Washington vs Colorado (01/20/16)
13	Oregon vs Arkansas State (11-25-15)
Turnovers	
25	UCLA at Washington (1/1/16)
24	Colorado at Oregon State (2/6/16)
Fouls	
34	Washington vs Texas (11/14/15)
34	Arizona State at Washington (02/03/16)

INDIVIDUAL PLAYER GAME HIGHS

Points	
47	Andrews, Andrew (Washington) vs Washington State (03/02/16)
35	Andrews, Andrew (Washington) vs UCLA (1/1/16)
Field goals made	
13	Andrews, Andrew (Washington) vs Washington State (03/02/16)
12	Brooks, Dillon (Oregon) vs Valparaiso (11-22-15)
12	Hamilton, Isaac (UCLA) at Washington State (01/03/16)
12	Parker, Tony (UCLA) vs USC (01/13/16)
12	Iroegbu, Ike (Washington State) vs Colorado (01/23/16)
12	Brooks, Dillon (Oregon) vs Utah (02-07-16)
12	Humphrey, Michael (Stanford) vs UCLA (2/27/16)
Field goal attempts	
25	Payton II, Gary (Oregon State) vs Valparaiso (11/24/15)
24	Brooks, Dillon (Oregon) vs Valparaiso (11-22-15)
Field goal percentage	
.917 (11-12)	Poeltl, Jakob (Utah) vs Washington (02/10/16)
.917 (11-12)	Kuzma, Kyle (Utah) vs USC (03/10/16)
3-Pt FG made	
9	York, Gabe (Arizona) vs Stanford (03/05/16)
7	Reinhardt, Katin (USC) vs Cal Poly (12/17/15)
7	York, Gabe (Arizona) vs Oregon (03/11/16)
3-Pt FG attempts	
16	York, Gabe (Arizona) vs Oregon (03/11/16)
14	York, Gabe (Arizona) vs Stanford (03/05/16)
3-Pt percentage	
1.000 (6-6)	Andrews, Andrew (Washington) vs TCU (12/08/15)
1.000 (5-5)	Daniels, Vion'te (Washington State) vs Northern Arizona (11/13/15)
1.000 (5-5)	King, George (Colorado) vs Stanford (1/27/16)
Free throws made	
17	Alford, Bryce (UCLA) at Washington (1/1/16)
17	Andrews, Andrew (Washington) vs UCLA (1/1/16)
Free throw attempts	
19	Andrews, Andrew (Washington) vs UCLA (1/1/16)
18	Alford, Bryce (UCLA) at Washington (1/1/16)
18	Murray, Dejounte (Washington) vs Arizona State (02/03/16)
18	Wallace, Tyrone (California) vs Oregon State (2-13-16)
18	Scott, Josh (Colorado) vs Connecticut (3/17/16)
Free throw percentage	
1.000 (14-14)	Trier, Allonzo (Arizona) vs Bradley (11/16/15)
1.000 (10-10)	Rabb, Ivan (California) vs UC Santa Barbara (11-16-15)
1.000 (10-10)	Jovanovic, Nikola (USC) at UC Santa Barbara (12/3/15)
1.000 (10-10)	Atwood, Willie (Arizona State) vs Stephen F. Austin (12-22-15)
1.000 (10-10)	Brooks, Dillon (Oregon) vs Oregon State (02-20-16)
1.000 (9-9)	Loveridge, Jordan (Utah) at Wichita State (12/12/15)
1.000 (9-9)	McLaughlin, Jordan (USC) vs UCLA (03/09/16)
1.000 (8-8)	Tinkle, Tres (Oregon State) at UC Santa Barbara (11/21/15)
1.000 (8-8)	Holiday, Aaron (UCLA) vs UNLV (11/23/15)
1.000 (8-8)	Scott, Josh (Colorado) vs California (1/31/16)
1.000 (8-8)	Oleka, Obinna (Arizona State) at Washington (02/03/16)
1.000 (8-8)	Brooks, Dillon (Oregon) at Stanford (2/13/16)
1.000 (8-8)	Wallace, Tyrone (California) at Arizona State (03-05-16)
1.000 (8-8)	Andrews, Andrew (Washington) vs Oregon (03/10/16)
Rebounds	
20	Hawkinson, Josh (Washington State) vs Washington (01/09/16)
19	Parker, Tony (UCLA) vs Monmouth (11/13/15)
Assists	
16	McLaughlin, Jordan (USC) vs Lafayette (12/23/15)
13	Jacobs, Julian (USC) vs Cal Poly (12/17/15)
Steals	
7	Jacobs, Julian (USC) vs Arizona (01/09/16)
7	Payton II, Gary (Oregon State) vs Colorado (2/6/16)
Blocked shots	
9	Boucher, Chris (Oregon) vs Arkansas State (11-25-15)
7	Humphrey, Michael (Stanford) vs Green Bay (11/13/15)
7	Gordon, Wesley (Colorado) vs Nicholls State (12/18/15)
7	Dime, Malik (Washington) vs Colorado (01/20/16)
7	Boucher, Chris (Oregon) at Arizona State (01-31-16)
Turnovers	
9	Murray, Dejounte (Washington) vs Texas (11/14/15)
9	Holder, Tra (Arizona State) at Utah (02/25/16)

NCAA TOURNAMENT

NCAA FIRST ROUND MARCH 17 AND 18

UConn 74, COLORADO 67 (Des Moines, Iowa)
UTAH 80, Fresno State 69 (Denver, Colo.)
Wichita State 65, ARIZONA 55 (Providence, R.I.)
Providence 70, USC 69 (Raleigh, N.C.)
VCU 75, OREGON STATE 67 (Oklahoma City, Okla.)
Hawaii 77, CALIFORNIA 66 (Spokane, Wash.)
OREGON 91, Holy Cross 52 (Spokane, Wash.)

NCAA SECOND ROUND MARCH 19 AND 20

Gonzaga 82, UTAH 59 (Denver, Colo.)
OREGON 69, Saint Joseph's 64 (Spokane, Wash.)

NCAA REGIONAL SEMIFINAL MARCH 24

OREGON 82, Duke 68 (Anaheim, Calif.)

NCAA REGIONAL FINAL MARCH 26

Oklahoma 80, OREGON 68 (Anaheim, Calif.)

NIT

FIRST ROUND - March 15

WASHINGTON 107, Long Beach State 102 (Seattle, Wash.)

SECOND ROUND - March 21

San Diego State 93, WASHINGTON 78 (San Diego, Calif.)



OREGON's Elgin Cook - 2016 NCAA West Regional All-Tournament Team



▶ T-Mobile Arena, Las Vegas, Nevada
Host site of the
2017 Pac-12 Men's Basketball Tournament





presented by



The Pac-12 Tournament enters its fifth year in Las Vegas, but it's first at the brand new T-Mobile Arena. The Tournament will get underway on Wednesday, March 8 and conclude with the championship game on Saturday, March 11.

The Pac-12 Networks will broadcast all four men's games on Wednesday, three of the four men's quarterfinals on Thursday, and one semifinal on Friday. Meanwhile, one quarterfinal, one semifinal and the championship game will be broadcast by ESPN.

The Conference previously held a 10-team postseason tournament from 1987-90. On October 23, 2000, the Conference CEO Group/Council voted to reinstate a men's basketball tournament following the 2002 season.

The original Pac-10 Tournament was inaugurated following the 1986-87 season at UCLA's Pauley Pavilion where the host UCLA Bruins captured the first Pac-10 postseason title. Subsequent Tournaments were held at Arizona's McKale Center (1988), the Great Western Forum in Los Angeles (1989), and Arizona State's University Activity Center (1990). Arizona's Sean Elliott was tabbed the Most Outstanding Player in 1988 and again in 1989 as he led the Wildcats to a pair of Conference crowns. Arizona captured its third Pac-10 crown following the 1990 season, which happened to mark the end of the first run of the Pac-10 Tournament.

Arizona made it four in a row with the return of the Pac-10 Tournament in 2002. It was the first year in an 11-year run with the Los Angeles STAPLES Center serving as host of the league's postseason tournament. The Wildcats' streak ended the next year as Oregon captured its first tournament crown in 2003.

In 2004, Stanford nearly ran the table in the regular season, finishing league play with a 17-1 record. It's only loss came at Washington in the last game of the season. However, the Cardinal retaliated with a 77-66 victory over Washington in the championship game to capture the school's first-ever postseason conference

crown. In 2005, it was Washington's turn. For the fourth consecutive year, a different school cut down the nets on Saturday as the Huskies claimed their first Tournament crown with a 81-72 victory over Arizona.

The UCLA Bruins were the fifth different team over five seasons to capture the Tournament title with their 71-52 victory over California in the 2006 championship game. What was different about the 2006 Pacific Life Tournament? It was the first time since the Pac-10 resurrected the league tournament that all 10 teams participated. In the previous four tournaments, only the top eight teams qualified for the Pac-10 Tournament.

Oregon returned to the award stand in 2007 with its' 81-57 victory over USC in the championship game. A record 84,477 fans attended the four-day Tournament. UCLA returned to the victory stand in 2008 with its 67-64 win over Stanford, catapulting the Bruins to their third consecutive NCAA Final Four appearance.

In 2009, USC became the lowest seeded team to win the Pac-10 Tournament. The Trojans entered tournament play as the No. 6 seed, then proceeded to knock off No. 3 California and No. 2 UCLA to reach the championship game. It was the fourth time USC played in the championship game, but this time it came out victorious with a 66-63 win over No. 4 Arizona State to win the Pac-10 Tournament crown.

Washington raised the championship hardware for the second time, with a 79-75 win over California in the 2010 Tournament, then successfully defended its crown with a thrilling 77-75 overtime victory over Arizona in 2011 as Husky guard Isaiah Thomas nailed the game-winner at the buzzer. Thomas earned his second Tournament Most Outstanding Player honors, joining former Arizona All-American Sean Elliott as the only two-time recipients of the award.

In 2012, the league's postseason tournament grew from nine to 11 games with the addition of expansion members Colorado and Utah. And it was the Colorado Buffaloes who ran the table, becoming the first team in the league's postseason history to win four games in four days to capture the 2012 Pac-12 Tournament title. Carlton Brown, the Pac-12 Tournament's Most Outstanding Player, led the Buffaloes with 15.8 points and 4.8 rebounds as Colorado earned the Pac-12's automatic berth in the NCAA Tournament. The 2012 Tournament marked the last year of an 11-year run for STAPLES Center.

Viva Las Vegas! The Pac-12 moved the 2013 Tournament location to the bright lights of Las Vegas and the MGM Grand Garden Arena. The Oregon Ducks knocked off the Pac-12 regular season champion UCLA Bruins, 78-69, to capture their third Tournament crown. The Ducks were the fifth different school in a six-year span to win the Pac-12 Championship.

UCLA responded with its fourth Tournament crown in 2014, matching Arizona for most in league history. The Bruins knocked off regular season champion Arizona, 74-71, before a capacity crowd.

After a 13-year hiatus, the Arizona Wildcats returned to the award stand with its 80-52 win over Oregon in 2015. It was their fifth appearance in the championship game since they last claimed the Tournament crown in 2002, but Arizona captured the title in fine fashion with the largest margin of victory ever in the championship game.

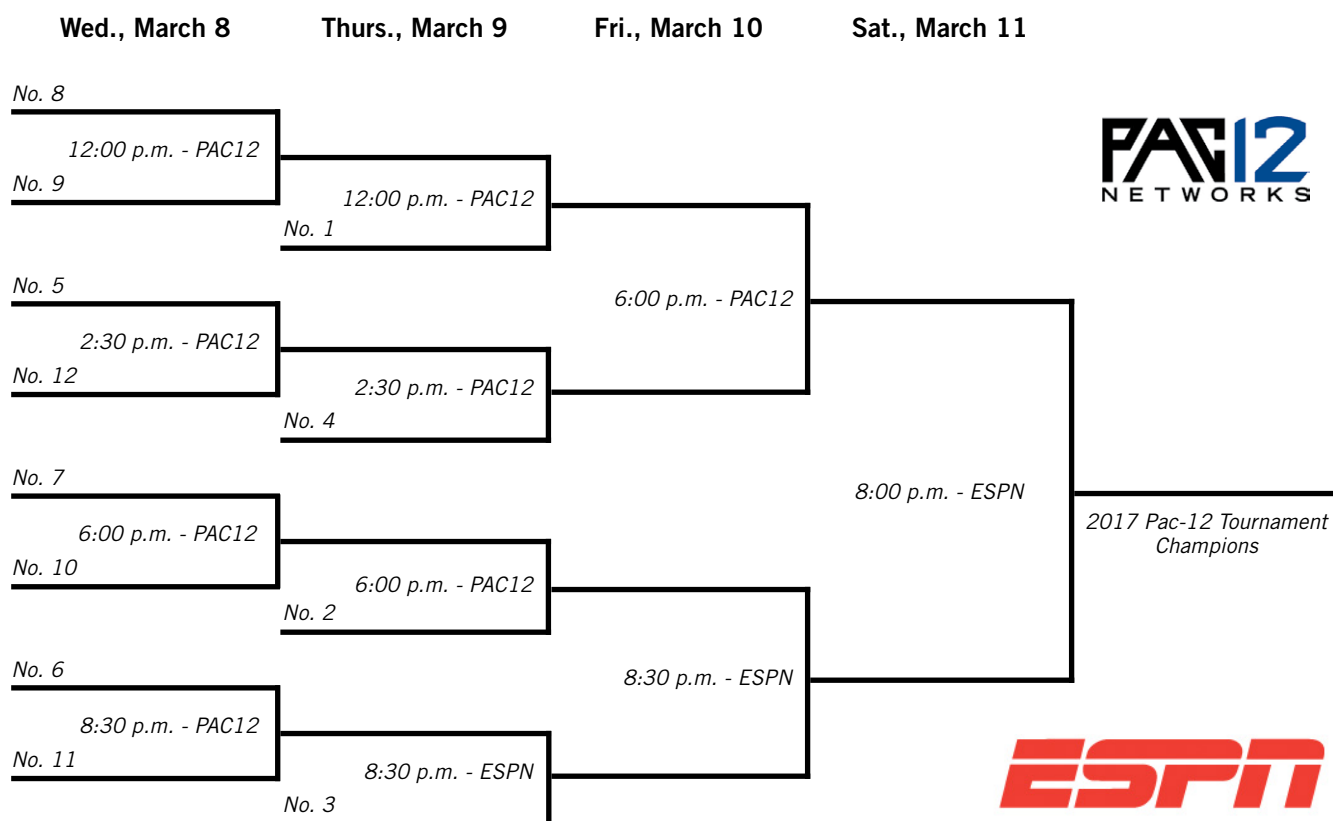
The 2016 edition featured a first - the first time in Conference tournament history that the better seeds held through the entire event. Top seeded Oregon avenged its prior year championship-game loss to Arizona with a 95-89 overtime triumph in the semifinals. The Ducks then left no doubt and set a new tourney mark with a 31-point title game rout of No. 2 seed Utah, 88-57, to claim their second title in four years and fourth in program history.



Arizona's Matt Muehlebach, the 1990 Tournament co-MVP. The only player ever to post at triple-double in Tournament history with 10 points, 11 rebounds and 10 assists vs. USC on Mar. 9, 1990.



2017 PAC-12 TOURNAMENT BRACKET



PAC-12 TOURNAMENT STRUCTURE-SEEDING AND TIE-BREAKING PROCEDURES

Seeding: The seedings and pairings shall be determined upon completion of regular season play on Saturday, March 5. The won-lost percentage record of the teams in regular season Conference play will determine tournament seedings. The team with the best won-lost percentage in Conference play will be seeded #1, the next best won-lost percentage in Conference play will be seeded #2, and so forth through all the seeds.

Tie-Breakers: Tie breaking procedures for determining all tournament seeding will be:

1. Two-team tie

- Results of head-to-head competition during the regular season.
- Each team's record (won-lost percentage) vs. the team occupying the highest position in the final regular standings, and then continuing down through the standings until one team gains an advantage.

When arriving at another group of tied teams while comparing records, use each team's record (won-lost percentage) against the collective tied teams as a group (prior to that group's own tie-breaking procedure), rather than the performance against individual tied teams.

- Won-lost percentage against all Division I opponents.
- Coin toss conducted by the Commissioner or designee.

2. Multiple-team tie

- Results (won-lost percentage) of collective head-to-head competition during the regular season among the tied teams.
- If more than two teams are still tied, each of the tied team's record (won-lost percentage) vs. the team occupying the highest position in the final regular season standings, and then continuing down through the standings, eliminating teams with inferior records, until one team gains an advantage.

When arriving at another group of tied teams while comparing records, use each team's record (won-lost percentage) against the collective tied teams as a group (prior to that group's own tie-breaking procedure), rather than the performance against individual tied teams.

If at any point the multiple-team tie is reduced to two teams, the two-team tie-breaking procedure will be applied.

- Won-lost percentage against all Division I opponents.
- Coin toss conducted by the Commissioner or designee.

2010 PAC-10 TOURNAMENT**STAPLES Center
Los Angeles**

Session 1 - Wed., March 10
Game 1: (8) ORE 82, (9) WSU 80 (OT)
Attendance: 6,090

Session 2 - Thur., March 11
Game 2: (5) UCLA 75, (4) ARIZ 69
Game 3: (1) CAL 90, ORE 74
Attendance: 12,125

Session 3 - Thur., March 11
Game 4: (7) STAN 70, (2) ASU 61
Game 5: (3) WASH 59, (6) OSU 52
Attendance: 12,255

Session 4 - Fri., March 12
Game 6: CAL 85, UCLA 72
Game 7: WASH 79, STAN 64
Attendance: 15,971

Session 5 - Sat., March 13
Game 8: WASH 79, CAL 75
Attendance: 15,851

2011 PAC-10 TOURNAMENT**STAPLES Center
Los Angeles**

Session 1 - Wed., March 9
Game 1: (9) OSU 69, (8) STAN 67
Game 2: (7) ORE 76, (10) ASU 69
Attendance: 7,814

Session 2 - Thur., March 10
Game 3: (4) USC 70, (5) CAL 56
Game 4: (1) ARIZ 78, (9) OSU 69
Attendance: 10,782

Session 3 - Thur., March 10
Game 5: (7) ORE 76, (2) UCLA 59
Game 6: (3) WASH 89, (6) WSU 87
Attendance: 12,191

Session 4 - Fri., March 11
Game 7: (1) ARIZ 67, (4) USC 62
Game 8: (3) WASH 89, (7) ORE 51
Attendance: 13,190

Session 5 - Sat., March 12
Game 9: (3) WASH 77, (1) ARIZ 75 (OT)
Attendance: 12,074

2012 PAC-12 TOURNAMENT**STAPLES Center
Los Angeles**

Session 1 - Wed., March 7
Game 1: (9) OSU 69, (8) WSU 64
Game 2: (5) UCLA 55, (12) USC 40
Attendance: 5,973

Session 2 - Wed., March 7
Game 3: (7) STAN 85, (10) ASU 65
Game 4: (6) COLO 53, (11) UTAH 41
Attendance: 6,747

Session 3 - Thur., March 8
Game 5: (9) OSU 86, (1) WASH 84
Game 6: (4) ARIZ 66, (5) UCLA 58
Attendance: 8,780

Session 4 - Thur., March 8
Game 7: (2) CAL 77, (7) STAN 71
Game 8: (6) COLO 63, (3) ORE 62
Attendance: 9,317

Session 5 - Fri., March 9
Game 9: (4) ARIZ 72, (9) OSU 61
Game 10: (6) COLO 70, (2) CAL 59
Attendance: 11,615

Session 6 - Sat., March 10
Game 11: (6) COLO 53, (4) ARIZ 51
Attendance: 11,197

2013 PAC-12 TOURNAMENT**MGM Grand Garden Arena
Las Vegas, Nev.**

Session 1 - Wed., March 13
Game 1: (9) ASU 89, (8) STAN 88 (OT)
Game 2: (5) COLO 74, (12) OSU 68
Attendance: 7,451

Session 2 - Wed., March 13
Game 3: (10) UTAH 69, (7) USC 66
Game 4: (6) WASH 64, (11) WSU 62
Attendance: 8,566

Session 3 - Thur., March 14
Game 5: (1) UCLA 86, (9) ASU 84
Game 6: (4) ARIZ 66, (5) COLO 58
Attendance: 12,915

Session 4 - Thur., March 14
Game 7: (10) UTAH 79, (2) CAL 69 (OT)
Game 8: (3) ORE 80, (6) WASH 77 (OT)
Attendance: 10,566

Session 5 - Fri., March 15
Game 9: (1) UCLA 68, (4) ARIZ 66
Game 10: (3) ORE 64, (10) UTAH 45
Attendance: 13,151

Session 6 - Sat., March 16
Game 11: (3) ORE 78, (1) UCLA 69
Attendance: 11,101

2014 PAC-12 TOURNAMENT**MGM Grand Garden Arena
Las Vegas, Nev.**

Session 1 - Wed., March 12
Game 1: (8) UTAH 67, (9) WASH 61
Game 2: (5) COLO 59, (12) USC 56
Attendance: 8,734

Session 2 - Wed., March 12
Game 3: (7) ORE 88, (10) OSU 74
Game 4: (6) STAN 74, (11) WSU 63
Attendance: 9,047

Session 3 - Thur., March 13
Game 5: (1) ARIZ 71, (8) UTAH 39
Game 6: (5) COLO 59, (4) CAL 56
Attendance: 12,916

Session 4 - Thur., March 13
Game 7: (2) UCLA 82, (7) ORE 63
Game 8: (6) STAN 79, (3) ASU 58
Attendance: 12,916

Session 5 - Fri., March 14
Game 9: (1) ARIZ 63, (5) COLO 43
Game 10: (2) UCLA 84, (6) STAN 59
Attendance: 12,916

Session 6 - Sat., March 15
Game 11: (2) UCLA 75, (1) ARIZ 71
Attendance: 12,916

2015 PAC-12 TOURNAMENT**MGM Grand Garden Arena
Las Vegas, Nev.**

Session 1 - Wed., March 11
Game 1: (8) CAL 84, (9) WSU 59
Game 2: (12) USC 67, (5) ASU 64
Attendance: 9,024

Session 2 - Wed., March 11
Game 3: (10) COLO 78, (7) OSU 71
Game 4: (6) STAN 71, (11) WASH 69
Attendance: 9,875

Session 3 - Thur., March 12
Game 5: (1) ARIZ 73, (8) CAL 51
Game 6: (4) UCLA 96, (12) USC 70
Attendance: 12,916

Session 4 - Thur., March 12
Game 7: (2) ORE 93, (10) COLO 85
Game 8: (3) UTAH 80, (6) STAN 56
Attendance: 12,916

Session 5 - Fri., March 13
Game 9: (1) ARIZ 70, (4) UCLA 64
Game 10: (2) ORE 67, (3) UTAH 64
Attendance: 12,916

Session 6 - Sat., March 14
Game 11: (1) ARIZ 80, (2) ORE 52
Attendance: 12,916

2016 PAC-12 TOURNAMENT**MGM Grand Garden Arena
Las Vegas, Nev.**

Session 1 - Wed., March 9
Game 1: (8) WASH 81, (9) STAN 68
Game 2: (5) COLO 80, (12) WSU 56
Attendance: 12,916

Session 2 - Wed., March 9
Game 3: (7) USC 95, (10) UCLA 71
Game 4: (6) OSU 75, (11) ASU 66
Attendance: 12,916

Session 3 - Thur., March 10
Game 5: (1) ORE 83, (8) WASH 77
Game 6: (4) ARIZ 82, (5) COLO 78
Attendance: 12,916

Session 4 - Thur., March 10
Game 7: (2) UTAH 80, (7) USC 72
Game 8: (3) CAL 76, (6) OSU 68
Attendance: 12,916

Session 5 - Fri., March 11
Game 9: (1) ORE 95, (4) ARIZ 89 (OT)
Game 10: (2) UTAH 82, (3) CAL 78 (OT)
Attendance: 12,916

Session 6 - Sat., March 12
Game 11: (1) ORE 88, (2) UTAH 57
Attendance: 12,916

TOURNAMENT RECORDS - INDIVIDUAL

POINTS

Half: 25 Klay Thompson, Washington State vs. Washington, Mar. 10, 2011 (2nd)

Game: 43 Klay Thompson, Washington State vs. Washington, Mar. 10, 2011

Tournament: 83 Reggie Miller, UCLA, 1987 (3 games)

FIELD GOALS

Game: 15 Reggie Miller, UCLA vs. Arizona State, Mar. 6, 1987 (15-of-20)

15 Klay Thompson, Washington State vs. Washington, Mar. 10, 2011 (15-of-29)

Tournament: 27 Reggie Miller, UCLA, 1987 (3 games); Joseph Young, ORE, 2015 (3 games)

FIELD GOAL ATTEMPTS

Game: 29 Klay Thompson, Washington State vs. Washington, Mar. 10, 2011 (15-of-29)

Tournament: 60 Brook Lopez, Stanford, 2008 (25-of-60, 3 games)

FIELD GOAL PERCENTAGE

Game (min 10 made): 1.000 Bryce Taylor, Oregon vs. USC, Mar. 10, 2007 (11-of-11)

Tournament (min 15 made): .833 Ivan Rabb, California, 2016 (15-of-18, 2 games)

THREE-POINT FIELD GOALS

Game: 8 Klay Thompson, Washington State vs. Washington, Mar. 10, 2011 (8-of-14)

Tournament: 14 Chamberlain Oguchi, Oregon, 2006 (14-of-38, 3 games)

THREE-POINT FIELD GOAL ATTEMPTS

Game: 16 Gabe York, Arizona vs. Oregon, Mar. 11, 2016 (7-of-16)

Tournament: 38 Chamberlain Oguchi, Oregon, 2006 (14-of-38, 3 games)

THREE-POINT FIELD GOAL PERCENTAGE

Game (min 3 made): 1.000 8 times. Last, Delon Wright, Utah, Mar. 12, 2015 (4-of-4)

Tournament (min 5 made): 1.000 Delon Wright, Utah, 2015 (5-of-5, 2 games)

FREE THROWS

Game: 15 Sean Elliott, Arizona vs. Stanford, Mar. 12, 1988 (15-of-16); Jared Cunningham, Oregon State vs. Stanford, Mar. 9, 2011

Tournament: 30 Leon Powe, California, 2006 (30-of-41, 3 games)

FREE THROW ATTEMPTS

Game: 20 Jared Cunningham, Oregon State vs. Stanford, Mar. 9, 2011 (15-of-20)

Tournament: 41 Leon Powe, California, 2006 (30-of-41, 3 games)

FREE THROW PERCENTAGE

Game (min 10 made): 1.000 Jason Gardner, Arizona vs. Arizona State, Mar. 7, 2003 (12-of-12); Eric Knox, Oregon State vs. Washington State, Mar. 12, 1988 2 OT (10-of-10); Adam Keefe, Stanford vs. California, Mar. 9, 1990 (10-of-10)

Tournament (min 15 made): 1.000, Jerome Randle, CAL, 2010 (16-of-16, 3 games)

REBOUNDS

Game: 20 Leon Powe, California vs. USC, Mar. 9, 2006

Offensive, Game: 11 Trevor Wilson, UCLA vs. Arizona, Mar. 11, 1990 (17 total)

Defensive, Game: 15 Gary Payton II, Oregon State vs. California, March 10, 2016 (17 total); Kyle Anderson, UCLA vs. Arizona, Mar. 15, 2014 (15 total); Leon Powe, California vs. USC, Mar. 9, 2006 (20 total)

Tournament: 41 André Roberson, Colorado, 2012 (4 games); 37 Phil Zevenbergen, Washington, 1987 (3 games)

PERSONAL FOULS

Tournament: 15 Austin Dufault, Colorado, 2012 (4 games); 13 Keith Balderston, Oregon, 1987 (3 games); Sven Meyer, Oregon, 1987 (3 games); 13 Jordan Bell, Oregon, 2015 (3 games)

DISQUALIFICATIONS

Tournament: 2 Bryant Walton, California, 1988 (2 games); 2 Jordan Bell, Oregon, 2015 (3 games)

ASSISTS

Game: 12 David Girley, Oregon vs. Washington, Mar. 7, 1987; Matt Othick, Arizona vs. UCLA, Mar. 11, 1990; Isaiah Thomas, Washington vs. Oregon, Mar. 11, 2011

Tournament: 30 Isaiah Thomas, Washington, 2011 (3 games)

STEALS

Game: 7 James Harden, Arizona State vs. USC, Mar. 13, 2008

Tournament: 9 Carlton Brown, Colorado, 2012 (4 games); 9 Gary Payton, Oregon State, 1988 (3 games)

BLOCKED SHOTS

Game: 6 Josh Huestis, Stanford vs. Arizona State, Mar. 13, 2013

Tournament: 9 Sean Rooks, Arizona, 1990 (3 games)

TURNOVERS

Game: 9 Matt Othick, Arizona vs. USC, Mar. 9, 1990; Luke Ridnour, Oregon vs. Washington, Mar. 7, 2002

Tournament: 15 Jordan Farmar, UCLA, 2006 (3 games)

MINUTES

Game: 50 Earl Martin and Gary Payton, Oregon State vs. Washington State, Mar. 12, 1988 (2 OT)

Tournament: 135 André Roberson, Colorado (4 games); 126 Earl Martin, Oregon State, 1988 (3 games)



Klay Thompson, Washington State



Reggie Miller, UCLA – 1987 Pac-10 Tournament Most Outstanding Player

POINTS

Most, Game: 103 USC vs. STAN (78), Mar. 7, 2002
Most, Half: 59 ARIZ vs. OSU (21), Mar. 12, 2008 (1st); 59 ORE vs. COLO (48), Mar. 12, 2015 (2nd)
Most, Both Teams, Game: 185 ARIZ (98) vs. OSU (87), Mar. 11, 1989; UCLA (96) vs. ARIZ (89), Mar. 13, 2003 (OT); WASH (95), ASU (90), Mar. 10, 2005 (OT)
Fewest, Game: 39 UTAH vs. ARIZ, Mar. 13, 2014
Fewest, Half: 13 UTAH vs. ARIZ (34), Mar. 13, 2014 (1st)
Fewest, Both Teams, Game: 94 COLO (53) vs. UTAH (41), Mar. 7, 2012
Largest Margin, Game: 32 ARIZ (71) vs. UTAH (39), Mar. 13, 2014; UCLA (79) vs. OSU (47), Mar. 9, 2006
Most, Tournament: 278 ARIZ, 1988 (3 games)
Fewest Allowed, Tournament (min 3 games): 157 ARIZ, 2014
Biggest Margin, Tournament: 64 ARIZ, 1988 (278-214, 3 games)

FIELD GOALS

Most, Game: 39 UCLA vs. ASU, Mar. 6, 1987 (39-of-71)
Most, Both Teams, Game: 70 UCLA (39) vs. ASU (31), Mar. 6, 1987; ARIZ (37) vs. OSU (33), Mar. 11, 1989
Most, Tournament: 97 ARIZ, 2005 (97-of-178, 3 games)
Fewest, Game: 12 UTAH vs. ARIZ, Mar. 13, 2014 (12-of-47)
Fewest, Both Teams, Game: 29 COLO (15) vs. UTAH (14), Mar. 7, 2012
Fewest Allowed, Tournament (min 3 games): 79 COLO, 2012 (79-of-206, 4 games); 52 ARIZ, 2014 (52-of-156, 3 games)

FIELD GOAL ATTEMPTS

Most, Game: 88 ARIZ vs. UCLA, Mar. 13, 2003 (33-of-88) (OT)
Most, Both Teams, Game: 157 UCLA (69) vs. ARIZ (88), Mar. 13, 2003 (OT)
Most, Tournament: 207 UCLA, 1990 (3 games)
Fewest, Game: 28 STAN vs. ARIZ, Mar. 12, 1989 (19-of-28)
Fewest, Both Teams, Game: 73 STAN (28) vs. ARIZ (45), Mar. 12, 1989
Fewest Allowed, Tournament (min 3 games): 146 UCLA, 2008 (67-of-146, 3 games)

FIELD GOAL PERCENTAGE

Highest, Game: .683 CAL vs. USC, Mar. 10, 1988 (28-of-41)
Highest, Both Teams, Game: .589 ARIZ (24-of-45) vs. STAN (19-of-28), Mar. 12, 1989
Highest, Tournament (3 games): .587 STAN, 1989 (74-of-126, 3 games) (2 games): .563 WSU, 1988 (49-of-87)
Lowest, Game: .255 UTAH vs. ARIZ, Mar. 13, 2014 (12-of-47)
Lowest, Both Teams, Game: .315 UCLA (19-of-56) vs. USC (15-of-52), Mar. 7, 2012
Lowest Allowed, Tournament (3 games): .329 ARIZ, 1990 (68-of-207, 3 games)

THREE-POINT FIELD GOALS

Most, Game: 15 STAN vs. ASU, Mar. 13, 2013 (OT)
Most, Both Teams, Game: 26 STAN (15) vs. ASU (11), Mar. 13, 2012 (OT)
Most, Tournament: 34 ORE, 2007 (34-of-65, 3 games), 2007
Fewest, Game: 0, Six times. Last, WSU vs. ORE, Mar. 11, 2009 (0-of-6)
Fewest, Both Teams, Game: 0 ORE vs. USC, Mar. 5, 1987
Fewest Allowed, Tournament (min 3 games): 6 WASH, 1987 (6-of-18, 3 games)

THREE-POINT FIELD GOAL ATTEMPTS

Most, Game: 36 ARIZ vs. UCLA, Mar. 13, 2003
Most, Both Teams, Game: 55 STAN (33) vs. ASU (22), Mar. 13, 2013
Most, Tournament: 79 ORE, 2006 (28-of-79, 3 games)
Fewest, Game: 1 WASH vs. ASU, Mar. 8, 1990 (0-of-1)
Fewest, Both Teams, Game: 8 CAL (4) vs. OSU (4), Mar. 6, 1987
Fewest Allowed, Tournament (min 3 games): 18 WASH, 1987 (6-of-18, 3 games)

THREE-POINT FIELD GOAL PERCENTAGE

Highest, Game: .800 STAN vs. UCLA, Mar. 11, 1989 (4-of-5)
Highest, Both Teams, Game: .591 ORE (10-of-16) vs. OSU (3-of-6), Mar. 12, 2014 (13-of-22)
Highest, Tournament (3 games): .538 ARIZ, 1988 (21-of-39); STAN, 1989 (7-of-13) (2 games): .548 WSU, 2008 (17-of-31)
Lowest, Game: .000 ORE vs. WSU, Mar. 9, 1989 (0-of-11); WASH vs. ASU, Mar. 8, 1990 (0-of-1); WSU vs. ORE, Mar. 11, 2009 (0-of-6)
Lowest, Both Teams, Game: .000 ORE (0-of-4) vs. USC (0-of-6), Mar. 5, 1987 (0-of-10)
Lowest Allowed, Tournament (min 3 games): .190 ORE, 1987 (8-of-42, 3 games)

FREE THROWS

Most, Game: 33 CAL vs. ORE, Mar. 10, 2006 (2 OT) (33-of-43)
Most, Both Teams, Game: 53 ARIZ (32) vs. COLO (21), Mar. 10, 2016; WASH (29) vs. ASU (24), Mar. 10, 2005
Most, Tournament: 81 ARIZ, 1988 (81-of-103, 3 games)
Fewest, Game: 0 WASH vs. STAN, Mar. 11, 2015 (0-of-3)
Fewest, Both Teams, Game: 11 OSU (6) vs. CAL (5), Mar. 13, 2003; ORE (6) vs. ARIZ (5), Mar. 8, 2007; ORE (7) vs. USC (4), Mar. 10, 2007; WASH (0) vs. STAN (11), Mar. 11, 2015
Fewest Allowed, Tournament (min 3 games): 22 ARIZ, 2002 (22-of-39, 3 games)

FREE THROW ATTEMPTS

Most, Game: 44 ARIZ vs. COLO, Mar. 10, 2016 (32-of-44); STAN vs. UCLA, Mar. 11, 1989 (25-of-44)
Most, Both Teams, Game: 71 ARIZ (39) vs. STAN (32), Mar. 10, 1990
Most, Tournament: 105 ARIZ, 1990 (79-of-105, 3 games)
Fewest, Game: 1 STAN vs. ASU, Mar. 13, 2013 (1-of-1)
Fewest, Both Teams, Game: 17 WASH (3) vs. STAN (14), Mar. 11, 2015
Fewest Allowed, Tournament (min 3 games): 35 ARIZ, 2015 (28-of-35, 3 games)

FREE THROW PERCENTAGE

Highest, Game: 1.000 USC vs. ORE, Mar. 8, 2002 (22-of-22)
Highest, Both Teams, Game: .902 WASH (17-of-18) vs. CAL (20-of-23), Mar. 13, 2010
Highest, Tournament (3 games): .852 CAL, 2010 (52-of-61) (2 games): .871 ARIZ, 2010 (27-of-31)
Lowest, Game: .000 WASH (0-of-3) vs. STAN, Mar. 11, 2015
Lowest, Both Teams, Game: .492 OSU (17-of-32) vs. WASH (12-of-27), Mar. 8, 2012
Lowest Allowed, Tournament (min 3 games): .564 ARIZ, 2002 (22-of-39, 3 games)

REBOUNDS

Most, Game: 56 ARIZ vs. USC, Mar. 9, 1990
Most, Both Teams, Game: 94 UCLA (49) vs. ORE (45), Mar. 9, 1990
Most, Tournament: 149 ARIZ, 1990 (3 games)
Fewest, Game: 15 STAN vs. ARIZ, Mar. 12, 1989; USC vs. CAL, Mar. 9, 2006
Fewest, Both Teams, Game: 38 STAN (15) vs. ARIZ (23), Mar. 12, 1989
Largest Margin, Game: 25 CAL (40) vs. USC (15), Mar. 9, 2006
Largest Margin, Tournament: 31 WASH, 1987 (116-85, 3 games)
Fewest Allowed, Tournament (min 3 games): 76 CAL, 2006 (3 games)

ASSISTS

Most, Game: 23 ARIZ vs. OSU, Mar. 11, 1989
Most, Both Teams, Game: 42 ARIZ (22) vs. OSU (20), Mar. 13, 1988
Most, Tournament: 56 ARIZ, 1990 (3 games)
Fewest, Game: 3 ORE vs. WSU, Mar. 9, 1989; OSU vs. ARIZ, Mar. 12, 2008; ORE vs. WSU, Mar. 11, 2009
Fewest, Both Teams, Game: 12 COLO (6) vs. ARIZ (6), Mar. 10, 2012
Fewest Allowed, Tournament (min 3 games): 16 UCLA, 2006 (3 games)

STEALS

Most, Game: 14 USC vs. CAL, Mar. 14, 2003; ASU vs. USC, Mar. 13, 2008; UCLA vs. USC, Mar. 13, 2009
Most, Both Teams, Game: 24 UCLA (14) vs. USC (10), Mar. 13, 2009
Most, Tournament: 31 ORE, 2016 (3 games); COLO, 2012 (4 games)
Fewest, Game: 1 CAL vs. UCLA, Mar. 7, 1987; USC vs. CAL, Mar. 12, 2009; OSU vs. ORE, Mar. 12, 2014
Fewest, Both Teams, Game: 4 USC (3) vs. ARIZ (1), Mar. 9, 2002; WSU (2) vs. CAL (2), Mar. 11, 2015
Fewest Allowed, Tournament (min 3 games): 9 ARIZ, 2002 (3 games); USC, 2003 (3 games)

BLOCKED SHOTS

Most, Game: 11 ORE vs. ARIZ, Mar. 11, 2016; ARIZ vs. COLO, Mar. 10, 2016
Most, Both Teams, Game: 16 ARIZ (11) vs. COLO (5), Mar. 10, 2016
Most, Tournament (min 3 games): 19 ORE, 2016; ARIZ, 1989 (3 games)
Fewest, Game: 0 Many times. Last, STAN vs. UTAH, Mar. 12, 2015
Fewest, Both Teams, Game: 0 CAL (0) vs. USC (0), Mar. 10, 1988
Fewest Allowed, Tournament (min 3 games): 1 ARIZ, 1988 (3 games)

PERSONAL FOULS

Most, Game: 42 ORE vs. UCLA, Mar. 9, 1990
Most, Both Teams, Game: 68 ORE (42) vs. UCLA (26), Mar. 9, 1990
Fewest, Game: 8 STAN vs. WSU, Mar. 11, 2005
Fewest, Both Teams, Game: 20 ARIZ (10) vs. CAL (10), Mar. 10, 2005
Most, Tournament: 62 COLO, 2012 (4 games); ORE, 2003 (3 games)
Fewest, Tournament (min 3 games): 40 UTAH, 2013; COLO, 2014

DISQUALIFICATIONS

Most, Game: 4 CAL vs. ARIZ, Mar. 11, 1988; UCLA vs. STAN, Mar. 11, 1989
Most, Both Teams, Game: 5 ORE (2) vs. ARIZ (3), Mar. 6, 1987; WASH (2) vs. ASU (3), Mar. 10, 2005
Most, Tournament: 5 CAL, 1988 (2 games)

POINTS

- 43 Klay Thompson, WSU vs. WASH, Mar. 10, 2011
- 41 Leon Powe, CAL vs. ORE, Mar. 10, 2006 (2 OT)
- 39 Reggie Miller, UCLA vs. ASU, Mar. 6, 1987
- 37 Salim Stoudamire, ARIZ vs. WASH, Mar. 12, 2005
- 36 Isaac Hamilton, UCLA vs. USC, Mar. 12, 2015
- 34 Jahii Carson, ASU vs. STAN, Mar. 13, 2013 (OT)
- 32 Sean Elliott, ARIZ vs. STAN, Mar. 12, 1988
Bryce Taylor, ORE vs. USC, Mar. 10, 2007
Tajuan Porter, ORE vs. WSU, Mar. 10, 2010
- 31 Chris Moore, USC vs. ASU, Mar. 9, 1989
Gary Payton, OSU vs. ASU, Mar. 9, 1990

FIELD GOALS

- 15 Klay Thompson, WSU vs. WASH, Mar. 10, 2011 (15-of-29)
Reggie Miller, UCLA vs. ASU, Mar. 6, 1987 (15-of-20)
- 14 Jahii Carson, ASU vs. STAN, Mar. 13, 2013 (14-of-22)
Leon Powe, CAL vs. ORE, Mar. 10, 2006 (14-of-17, 2 OT)
- 13 Isaac Hamilton, UCLA vs. USC, Mar. 12, 2015 (13-of-22)
Trevor Wilson, UCLA vs. ARIZ, Mar. 11, 1990 (13-of-27)
- 12 Joseph Young, ORE vs. COLO, Mar. 12, 2015 (12-of-20)
Earl Martin, OSU vs. WASH, Mar. 11, 1988 (12-of-16)
Todd Anderson, WSU vs. UCLA, Mar. 11, 1988 (12-of-15)
Gary Payton, OSU vs. ASU, Mar. 9, 1990 (12-of-24)
Hassan Adams, ARIZ vs. WASH, Mar. 9, 2004 (12-of-19)
Tajuan Porter, ORE vs. WSU, Mar. 10, 2010 (12-of-28)

FIELD GOAL ATTEMPTS

- 29 Klay Thompson, WSU vs. WASH, Mar. 10, 2011 (15-of-29)
- 28 Anthony Pendleton, USC vs. STAN, Mar. 10, 1989 (8-of-28)
Tajuan Porter, ORE vs. WSU, Mar. 10, 2010 (12-of-28)
- 27 Trevor Wilson, UCLA vs. ARIZ, Mar. 11, 1990 (13-of-27)
- 24 Gary Payton, OSU vs. ASU, Mar. 9, 1990 (12-of-24)
Brook Lopez, STAN vs. ARIZ, Mar. 13, 2008 (9-of-24)

FIELD GOAL PERCENTAGE (min 7 made)

- 1.000 Bryce Taylor, ORE vs. USC, Mar. 10, 2007 (11-of-11)
- 1.000 Travis Wear, UCLA vs. STAN, Mar. 14, 2014 (8-of-8)
- 1.000 Jordan Hill, ARIZ vs. OSU, Mar. 12, 2008 (7-of-7)
- .917 Anthony Cook, ARIZ vs. OSU, Mar. 11, 1989 (11-of-12)
- .917 Kyle Kuzma, UTAH vs. USC, Mar. 10, 2016 (11-of-12)
- .909 Channing Frye, ARIZ vs. CAL, Mar. 10, 2005 (10-of-11)
- .900 Salim Stoudamire, ARIZ vs. USC, Mar. 9, 2002 (9-of-10)

THREE-POINT FIELD GOALS

- 8 Klay Thompson, WSU vs. WASH, Mar. 10, 2011 (8-of-14)
- 7 Gabe York, ARIZ vs. ORE, Mar. 11, 2016 (7-of-16)
- Isaac Hamilton, UCLA vs. USC, Mar. 12, 2015 (7-of-9)
- Jeremy Green, STAN vs. OSU, Mar. 9, 2011 (7-of-15)
- Salim Stoudamire, ARIZ vs. WASH, Mar. 12, 2005 (7-of-13)
- Bryce Taylor, ORE vs. USC, Mar. 10, 2007 (7-of-7)
- 6 13 times. Last, Brandon Taylor, UTAH vs. ORE, Mar. 13, 2015 (6-of-9)

THREE-POINT FIELD GOAL ATTEMPTS

- 16 Gabe York, ARIZ vs. ORE, Mar. 11, 2016
- 15 Jeremy Green, STAN vs. OSU, Mar. 9, 2011
- 14 Klay Thompson, WSU vs. WASH, Mar. 10, 2011 (8-of-14)
Anthony Pendleton, USC vs. STAN, Mar. 10, 1989 (6-of-14)
Mike Redhair, ASU vs. WASH, Mar. 8, 1990 (5-of-14)
Chamberlain Oguchi, ORE vs. WASH, Mar. 9, 2006 (6-of-14)
Derek Low, WSU vs. USC, Mar. 9, 2007 (5-of-14)

THREE-POINT FIELD GOAL PERCENTAGE (min 3 made)

- 1.000 Bryce Taylor, ORE vs. USC, Mar. 10, 2007 (7-of-7)
- Delon Wright, UTAH vs. STAN, Mar. 12, 2015 (4-of-4)
- Mike Anderson, WASH vs. STAN, Mar. 11, 2015 (3-of-3)
- Jabari Bird, CAL vs. WSU, Mar. 11, 2015 (3-of-3)
- Luke Ridnour, ORE vs. UCLA, Mar. 14, 2003 (4-of-4)
- Greg Hill, WASH vs. STAN, Mar. 6, 1987 (3-of-3)
- Matt Muehlebach, ARIZ vs. UCLA, Mar. 11, 1990 (3-of-3)
- Elston Turner, WASH vs. STAN, Mar. 12, 2009 (3-of-3)

FREE THROWS

- 15 Jared Cunningham, OSU vs. STAN, Mar. 9, 2011 (15-of-20)
Sean Elliott, ARIZ vs. STAN, Mar. 12, 1988 (15-of-16)
- 13 Reggie Miller, UCLA vs. CAL, Mar. 7, 1987 (13-of-15)
Leon Powe, CAL vs. ORE, Mar. 10, 2006 (13-of-18)
- 12 Jason Gardner, ARIZ vs. ASU, Mar. 7, 2002 (12-of-12)
Jesse Perry, ARIZ vs. UCLA, Mar. 8, 2012 (12-of-13)
Solomon Hill, ARIZ vs. UCLA, Mar. 8, 2012 (12-of-14)

FREE THROW ATTEMPTS

- 20 Jared Cunningham, OSU vs. STAN, Mar. 9, 2011 (15-of-20)
- 18 Leon Powe, CAL vs. ORE, Mar. 10, 2006 (13-of-18)
- 17 Leon Powe, CAL vs. USC, Mar. 9, 2006 (12-of-17)
- 16 Sean Elliott, ARIZ vs. STAN, Mar. 12, 1988 (15-of-16)
- 15 Sean Elliott, ARIZ vs. ORE, Mar. 6, 1987 (10-of-15)
Reggie Miller, UCLA vs. CAL, Mar. 7, 1987 (13-of-15)
Tony Wroten, WASH vs. OSU, Mar. 8, 2012 (9-of-15)

FREE THROW PERCENTAGE (min 9 made)

- 1.000 Jason Gardner, ARIZ vs. ASU, Mar. 7, 2002 (12-of-12)
Eric Knox, OSU vs. WSU, Mar. 12, 1988 (2 OT) (10-of-10)
Adam Keefe, STAN vs. CAL, Mar. 9, 1990 (10-of-10)
Tom Tolbert, ARIZ vs. CAL, Mar. 11, 1988 (9-of-9)
Gabe Pruitt, USC vs. CAL, Mar. 9, 2006 (9-of-9)
Jordan McLaughlin, USC vs. UCLA, Mar. 9, 2016 (9-of-9)

REBOUNDS

- 20 Leon Powe, CAL vs. USC, Mar. 9, 2006
- 18 Ike Diogu, ASU vs. ORE, Mar. 13, 2003
- 17 Gary Payton II, OSU vs. CAL, Mar. 10, 2016
Trevor Wilson, UCLA vs. ARIZ, Mar. 11, 1990
- 16 Richard Solomon, CAL vs. COLO, Mar. 13, 2014
Alex Stepheson, USC vs. CAL, Mar. 10, 2011
Taj Gibson, USC vs. CAL, Mar. 12, 2009
Ryan Anderson, CAL vs. WASH, Mar. 12, 2008
- 15 Ivan Rabb, CAL vs. OSU, Mar. 10, 2016
Kyle Anderson, UCLA vs. ARIZ, Mar. 15, 2014
Eric Boateng, ASU vs. STAN, Mar. 11, 2010
Landry Fields, STAN vs. WASH, Mar. 12, 2009
Ryan Anderson, CAL vs. OSU, Mar. 7, 2007

ASSISTS

- 12 Isaiah Thomas, WASH vs. ORE, Mar. 11, 2011
David Girley, ORE vs. WASH, Mar. 7, 1987
Matt Othick, ARIZ vs. UCLA, Mar. 11, 1990
- 11 T.J. McConnell, ARIZ vs. UCLA, Mar. 13, 2015
Abdul Gaddy, WASH vs. WSU, Mar. 13, 2013
Isaiah Thomas, WASH vs. WSU, Mar. 10, 2011
Brandon Granville, USC vs. STAN, Mar. 7, 2002
- 10 Pooh Richardson, UCLA vs. WSU, Mar. 11, 1988
Gary Payton, OSU vs. ARIZ, Mar. 12, 1988
Reggie Moore, WSU vs. OSU, Mar. 7, 2012
Tyrone Wallace, CAL vs. OSU, Mar. 10, 2016

STEALS

- 7 James Harden, ASU vs. USC, Mar. 13, 2008
- 6 Jared Cunningham, OSU vs. ARIZ, Mar. 10, 2011
Malcolm Armstead, ORE vs. WASH, Mar. 11, 2011
- 5 12 times. Last, Shaquille McKissic, ASU vs. USC, Mar. 11, 2015

BLOCKED SHOTS

- 6 Josh Huestis, STAN vs. ASU, Mar. 13, 2013
- 5 Ike Diogu, ASU vs. WASH, Mar. 10, 2005
Jason Washburn, UTAH vs. COLO, Mar. 7, 2012
Eric Moreland, OSU vs. COLO, Mar. 13, 2013
Valentine Izundu, WSU vs. COLO, Mar. 9, 2016
- 4 18 times. Last, Jordan Bell, ORE vs. ARIZ, Mar. 11, 2016

TOURNAMENT RECORDS - TOURNAMENT HIGHS

POINTS

- 83 Reggie Miller, UCLA, 1987 (3 games)
- 80 Leon Powe, CAL, 2006 (3 games)
- 74 Joseph Young, ORE, 2015 (3 games)
- 71 Sean Elliott, ARIZ, 1988 (3 games)
- 68 Luke Walton, ARIZ, 2002 (3 games)
- 67 Sean Elliott, ARIZ, 1989 (3 games)
- 66 Derrick Williams, ARIZ, 2011 (3 games)
- Desmon Farmer, USC, 2003 (3 games)
- 65 Brook Lopez, STAN, 2008 (3 games)
- 64 Chris Welp, WASH, 1987 (3 games)

FIELD GOALS

- 27 Joseph Young, ORE, 2015 (27-of-57, 3 games)
- 27 Reggie Miller, UCLA, 1987 (27-of-49, 3 games)
- 26 Luke Walton, ARIZ, 2002 (26-of-54, 3 games)
- 25 Earl Martin, OSU, 1988 (25-of-40, 3 games)
- Leon Powe, CAL, 2006 (25-of-43, 3 games)
- Brook Lopez, STAN, 2008 (25-of-60, 3 games)
- Carlton Brown, COLO, 2012 (25-of-50, 4 games)

FIELD GOAL ATTEMPTS

- 60 Brook Lopez, STAN, 2008 (25-of-60, 3 games)
- 57 Joseph Young, ORE, 2015 (27-of-57, 3 games)
- 54 Luke Walton, ARIZ, 2002 (26-of-54, 3 games)
- 51 Anthony Taylor, ORE, 1987 (22-of-51, 3 games)
- 50 Carlton Brown, COLO, 2012 (25-of-50, 4 games)

FIELD GOAL PERCENTAGE (min 15 made)

- .833 Ivan Rabb, CAL, 2016 (15-of-18, 2 games)
- .800 Isaac Hamilton, UCLA, 2015 (16-of-20, 2 games)
- .791 Isaac Austin, ASU, 1990 (19-of-24, 3 games)
- .767 Channing Frye, ARIZ, 2005 (23-of-30, 3 games)
- .762 Todd Anderson, WSU, 1988 (16-of-21, 2 games)
- .750 Bryce Taylor, ORE, 2007 (18-of-24, 3 games)

THREE-POINT FIELD GOALS

- 14 Chamberlain Oguchi, ORE, 2006 (14-of-38, 3 games)
- 13 Tajuan Porter, ORE, 2007 (13-of-21, 3 games)
- 11 Alex Austin, ASU, 1990 (11-of-22, 3 games)
- James Davis, ORE, 2003 (11-of-22, 3 games)
- Salim Stoudamire, ARIZ, 2005 (11-of-23, 3 games)
- Gabe Pruitt, USC, 2007 (11-of-22, 3 games)

THREE-POINT FIELD GOAL ATTEMPTS

- 38 Chamberlain Oguchi, ORE, 2006 (14-of-28, 3 games)
- 29 Desmon Farmer, USC, 2003 (7-of-29, 3 games)
- 24 Joseph Young, ORE, 2015 (9-of-24, 3 games)
- 23 Salim Stoudamire, ARIZ, 2005 (11-of-30, 3 games)
- 22 Alex Austin, ASU, 1990 (11-of-22, 3 games)
- James Davis, ORE, 2003 (11-of-22, 3 games)
- Luke Ridnour, ORE, 2003 (10-of-22, 3 games)
- Gabe Pruitt, USC, 2007 (11-of-22, 3 games)

THREE-POINT FIELD GOAL PERCENTAGE (min 5 made)

- 1.000 Delon Wright, UTAH, 2015 (5-of-5, 2 games)
- .833 Marcus Williams, ARIZ, 2006 (5-of-6, 2 games)
- .800 Bryce Taylor, ORE, 2007 (8-of-10, 3 games)
- .778 Isaac Hamilton, UCLA, 2015 (7-of-9, 2 games)
- .750 Steve Kerr, ARIZ, 1988 (9-of-12, 3 games)

FREE THROWS

- 30 Leon Powe, CAL, 2006 (30-of-41, 3 games)
- 26 Sean Elliott, ARIZ, 1989 (26-of-27, 3 games)
- 25 Sean Elliott, ARIZ, 1988 (25-of-29, 3 games)
- 23 Reggie Miller, UCLA, 1987 (23-of-25, 3 games)
- 23 Desmon Farmer, USC, 2003 (23-of-29, 3 games)

FREE THROW ATTEMPTS

- 41 Leon Powe, CAL, 2006 (30-of-41, 3 games)
- 29 Sean Elliott, ARIZ, 1988 (25-of-29, 3 games)
- 29 Desmon Farmer, USC, 2003 (23-of-29, 3 games)
- 28 Jesse Perry, ARIZ, 2012 (22-of-28, 3 games)
- 27 Jared Cunningham, OSU, 2011 (18-of-27, 2 games)
- Sean Elliott, ARIZ, 1989 (26-of-27, 3 games)
- Adam Keefe, STAN, 1989 (18-of-27, 3 games)
- Jason Gardner, ARIZ, 2002 (22-of-27, 3 games)

FREE THROW PERCENTAGE (min 15 made)

- 1.000 Jerome Randle, CAL, 2010 (16-of-16, 3 games)
- .963 Sean Elliott, ARIZ, 1989 (26-of-27, 3 games)
- .920 Reggie Miller, UCLA, 1987 (23-of-25, 3 games)
- .889 David Bluthenthal, USC, 2002 (16-of-18, 3 games)
- Anthony Goods, STAN, 2009 (16-of-18, 2 games)
- Norman Powell, UCLA, 2014 (16-of-18, 3 games)

REBOUNDS

- 41 André Roberson, COLO, 2012 (4 games)
- 37 Phil Zevenbergen, WASH, 1987 (3 games)
- 35 Ryan Anderson, CAL, 2007 (3 games)
- 34 Leon Powe, CAL, 2006 (3 games)
- 33 Brook Lopez, STAN, 2008 (3 games)
- 32 Taj Gibson, USC, 2009 (3 games)
- 31 Jesse Perry, ARIZ, 2012 (3 games)
- Kyle Anderson, UCLA, 2014 (3 games)
- 30 Trevor Wilson, UCLA, 1990 (3 games)
- 29 Luke Jackson, ORE, 2003 (3 games)
- Taj Gibson, USC, 2007 (3 games)

ASSISTS

- 30 Isaiah Thomas, WASH, 2011, (3 games)
- 24 Gary Payton, OSU, 1988 (3 games)
- 24 Brandon Granville, USC, 2002 (3 games)
- 24 Luke Ridnour, ORE, 2003 (3 games)
- 23 T.J. McConnell, ARIZ, 2015 (3 games)
- 22 Pooh Richardson, UCLA, 1987 (3 games)
- 21 Matt Othick, ARIZ, 1990 (3 games)

STEALS

- 11 Malcolm Armstead, ORE, 2011 (3 games)
- 9 Gary Payton, OSU, 1988 (3 games)
- Carlton Brown, COLO, 2012 (4 games)
- 8 Jared Cunningham, OSU, 2011 (2 games)
- Elgin Cook, ORE, 2016 (3 games)
- 7 Dave Immel, UCLA, 1987 (3 games)
- Ken Lofton, ARIZ, 1988 (3 games)
- Ken Lofton, ARIZ, 1989 (3 games)
- Terry Taylor, STAN, 1989 (3 games)
- Matt Othick, ARIZ, 1990 (3 games)
- Nate Robinson, WASH, 2004 (3 games)
- James Harden, ASU, 2008 (1 game)
- Nic Wise, ARIZ, 2008 (2 games)
- Jared Cunningham, OSU, 2012 (3 games)
- Nate Tomlinson, COLO, 2012 (4 games)
- André Roberson, COLO, 2012 (4 games)
- Aaron Gordon, ARIZ, 2014 (3 games)

BLOCKED SHOTS

- 9 Sean Rooks, ARIZ, 1990 (3 games)
- Robin Lopez, STAN, 2008 (3 games)
- 8 Ed Stokes, ARIZ, 1990 (3 games)
- Chris Boucher, ORE, 2016 (3 games)
- 7 Anthony Cook, ARIZ, 1988 (3 games)
- Taj Gibson, USC, 2008 (2 games)
- André Roberson, COLO, 2012 (4 games)
- Jordan Bell, ORE, 2016 (3 games)

PAC-12 TOURNAMENT CHAMPIONS

1987 UCLA
 1988 ARIZONA
 1989 ARIZONA
 1990 ARIZONA
 2002 ARIZONA
 2003 OREGON
 2004 STANFORD
 2005 WASHINGTON
 2006 UCLA
 2007 OREGON
 2008 UCLA
 2009 USC
 2010 WASHINGTON
 2011 WASHINGTON
 2012 COLORADO
 2013 OREGON
 2014 UCLA
 2015 ARIZONA
 2016 OREGON

COACHING RECORDS (active coaches are bold)

COACH, TEAM	YRS	1st	2nd	W	L	PCT
Walt Hazzard, UCLA	2	1	0	3	1	.750
Dana Altman, ORE	6	2	1	11	4	.733
Lute Olson, ARIZ	10	4	1	16	6	.727
Tad Boyle, COLO	5	1	0	9	4	.692
Steve Alford, UCLA	3	1	0	4	2	.667
Tim Floyd, USC	4	1	1	6	3	.667
Bill Frieder, ASU	1	0	0	2	1	.667
Sean Miller, ARIZ	7	1	3	11	6	.647
Lorenzo Romar, WASH	13	3	1	15	10	.600
Jim Harrick, UCLA	2	0	1	3	2	.600
Ernie Kent, ORE/WSU	10	2	0	11	8	.579
Ben Howland, UCLA	10	2	1	11	8	.579
Henry Bibby, USC	3	0	2	4	3	.571
Larry Krystkowiak, UTAH	5	0	1	6	5	.545
Cuonzo Martin, CAL	2	0	0	2	2	.500
Ben Braun, CAL	7	0	1	7	7	.500
Ralph Miller, OSU	3	0	1	3	3	.500
Andy Russo, WASH	3	0	1	3	3	.500
Tony Bennett, WSU	3	0	0	3	3	.500
Mike Montgomery, STAN/CAL	13	1	2	10	12	.455
Johnny Dawkins, STAN	8	0	0	6	8	.429
Trent Johnson, STAN	4	0	1	3	4	.429
Andy Enfield, USC	3	0	0	2	3	.400
Kevin O'Neill, ARIZ/USC	3	0	0	2	3	.400
Kelvin Sampson, WSU	4	0	0	2	3	.400
Wayne Tinkle, OSU	2	0	0	1	2	.333
Craig Robinson, OSU	6	0	0	3	6	.333
Lou Campanelli, CAL	4	0	0	2	4	.333
Steve Lavin, UCLA	2	0	0	1	2	.333
Don Monson, ORE	4	0	0	2	4	.333
Steve Patterson, ASU	2	0	0	1	2	.333
George Raveling, USC	4	0	0	2	4	.333
Jay John, OSU	4	0	0	2	4	.333
Herb Sendek, ASU	9	0	1	3	9	.250
Ken Bone, WSU	5	0	0	0	5	.000
Bob Cantu, USC	1	0	0	0	1	.000
Russ Pennell, ARIZ	1	0	0	0	1	.000
Kevin Mouton, OSU	1	0	0	0	1	.000
Bob Schermerhorn, ASU	1	0	0	0	1	.000
Len Stevens, WSU	1	0	0	0	1	.000
Jim Anderson, OSU	1	0	0	0	1	.000
Lynn Nance, WASH	1	0	0	0	1	.000
Bob Bender, WASH	1	0	0	0	1	.000
Bobby Hurley, ASU	1	0	0	0	1	.000
Dick Bennett, WSU	3	0	0	0	3	.000
Rob Evans, ASU	4	0	0	0	4	.000



UCLA's Walt Hazzard receives the inaugural Pac-10 Tournament trophy from Pac-10 Commissioner Tom Hansen

COMPOSITE STANDINGS

TEAM	W	L	PCT	Titles
Colorado	9	4	.692	1
Arizona	28	14	.667	5
Oregon	24	14	.632	4
UCLA	22	15	.595	4
Washington	18	15	.545	3
Utah	6	5	.545	
USC	15	16	.484	1
Stanford	16	18	.471	1
California	14	19	.424	
Oregon State	9	17	.346	
Arizona State	6	18	.250	
Washington State	5	17	.227	

TEAM vs. TEAM RESULTS

	vs. ARIZ	vs. ASU	vs. CAL	vs. COLO	vs. ORE	vs. OSU	vs. STAN	vs. UCLA	vs. USC	vs. UTAH	vs. WASH	vs. WSU	Total
ARIZ	-	1-1	4-0	3-1	1-3	6-0	4-1	3-5	4-0	1-0	0-3	1-0	28-14
ASU	1-1	-	0-0	0-0	0-2	1-2	1-3	0-3	0-4	0-0	2-3	1-0	6-18
CAL	0-4	0-0	-	0-2	2-2	4-1	1-1	3-3	2-3	0-2	1-1	1-0	14-19
COLO	1-3	0-0	2-0	-	1-1	2-0	0-0	0-0	1-0	1-0	0-0	1-0	9-4
ORE	3-1	2-0	2-2	1-1	-	1-0	0-2	3-2	3-1	3-0	4-2	2-3	24-14
OSU	0-6	2-1	1-4	0-2	0-1	-	1-1	1-1	0-0	0-0	2-1	2-0	9-17
STAN	1-4	3-1	1-1	0-0	2-0	1-1	-	1-2	1-3	0-1	2-5	4-0	16-18
UCLA	5-3	3-0	3-3	0-0	2-3	1-1	2-1	-	3-2	0-0	2-1	1-1	22-15
USC	0-4	4-0	3-2	0-1	1-3	0-0	3-1	2-3	-	0-2	0-0	2-0	15-16
UTAH	0-1	0-0	2-0	0-1	0-3	0-0	1-0	0-0	2-0	-	1-0	0-0	6-5
WASH	3-0	3-2	1-1	0-0	2-4	1-2	5-2	1-2	0-0	0-1	-	2-1	18-15
WSU	0-1	0-1	0-1	0-1	3-2	0-2	0-4	1-1	0-2	0-0	1-2	-	5-17

YEAR-BY-YEAR RECORDS (seed)

YEAR	ARIZ	ASU	CAL	COLO	ORE	OSU	STAN	UCLA	USC	UTAH	WASH	WSU
1987	0-1 (2)	1-1 (8)	1-1 (4)	N/A	2-1 (7)	0-1 (5)	0-1 (6)	3-0 (1)	0-1 (10)	N/A	2-1 (3)	0-1 (9)
1988	3-0 (1)	0-1 (7)	1-1 (9)	N/A	0-1 (5)	2-1 (2)	1-1 (4)	0-1 (3)	0-1 (8)	N/A	1-1 (10)	1-1 (6)
1989	3-0 (1)	0-1 (7)	0-1 (5)	N/A	0-1 (9)	1-1 (4)	2-1 (2)	1-1 (3)	1-1 (10)	N/A	0-1 (6)	1-1 (8)
1990	3-0 (2)	2-1 (8)	0-1 (3)	N/A	0-1 (5)	0-1 (1)	1-1 (6)	2-1 (4)	1-1 (7)	N/A	0-1 (9)	0-1 (10)
2002	3-0 (2)	0-1 (7)	1-1 (3)	N/A	1-1 (1)	-	0-1 (5)	0-1 (6)	2-1 (4)	N/A	0-1 (8)	-
2003	0-1 (1)	0-1 (4)	1-1 (3)	N/A	3-0 (5)	1-1 (6)	0-1 (2)	1-1 (8)	2-1 (7)	N/A	-	-
2004	1-1 (3)	-	0-1 (4)	N/A	1-1 (5)	-	3-0 (1)	0-1 (7)	0-1 (6)	N/A	2-1 (2)	0-1 (8)
2005	2-1 (1)	0-1 (7)	0-1 (8)	N/A	-	1-1 (5)	1-1 (3)	0-1 (4)	-	N/A	3-0 (2)	0-1 (6)
2006	1-1 (4)	0-1 (8)	2-1 (3)	N/A	2-1 (7)	1-1 (9)	0-1 (5)	3-0 (1)	0-1 (6)	N/A	0-1 (2)	0-1 (10)
2007	0-1 (5)	0-1 (10)	2-1 (8)	N/A	3-0 (4)	0-1 (9)	0-1 (6)	0-1 (1)	2-1 (3)	N/A	1-1 (7)	1-1 (2)
2008	1-1 (7)	0-1 (5)	1-1 (9)	N/A	0-1 (6)	0-1 (10)	2-1 (2)	3-0 (1)	1-1 (4)	N/A	0-1 (8)	1-1 (3)
2009	0-1 (5)	2-1 (4)	0-1 (3)	N/A	0-1 (10)	0-1 (8)	1-1 (9)	1-1 (2)	3-0 (6)	N/A	1-1 (1)	1-1 (7)
2010	0-1 (4)	0-1 (2)	2-1 (1)	N/A	1-1 (8)	0-1 (6)	1-1 (7)	1-1 (5)	-	N/A	3-0 (3)	0-1 (9)
2011	2-1 (1)	0-1 (10)	0-1 (5)	N/A	2-1 (7)	1-1 (9)	0-1 (8)	0-1 (2)	1-1 (4)	N/A	3-0 (3)	0-1 (6)
2012	2-1 (4)	0-1 (10)	1-1 (2)	4-0 (6)	0-1 (3)	2-1 (9)	1-1 (7)	1-1 (5)	0-1 (12)	0-1 (11)	0-1 (1)	0-1 (8)
2013	1-1 (4)	1-1 (9)	0-1 (2)	1-1 (5)	3-0 (3)	0-1 (12)	0-1 (8)	2-1 (1)	0-1 (7)	2-1 (10)	1-1 (6)	0-1 (11)
2014	2-1 (1)	0-1 (3)	0-1 (4)	2-1 (5)	1-1 (7)	0-1 (10)	2-1 (6)	3-0 (2)	0-1 (12)	1-1 (8)	0-1 (9)	0-1 (11)
2015	3-0 (1)	0-1 (5)	1-1 (8)	1-1 (10)	2-1 (2)	0-1 (7)	1-1 (6)	1-1 (4)	1-1 (12)	1-1 (3)	0-1 (11)	0-1 (9)
2016	1-1 (4)	0-1 (11)	1-1 (3)	1-1 (5)	3-0 (1)	1-1 (6)	0-1 (9)	0-1 (10)	1-1 (7)	2-1 (2)	1-1 (8)	0-1 (12)

RECORD BY SEED

YEAR	#1	#2	#3	#4	#5	#6	#7	#8	#9	#10	#11	#12
1987	3-0	0-1	2-1	1-1	0-1	0-1	2-1	1-1	0-1	0-1	N/A	N/A
Upsets: (7) Oregon 72, (2) Arizona 63												
1988	3-0	2-1	0-1	1-1	0-1	1-1	0-1	0-1	1-1	1-1	N/A	N/A
Upsets: (9) California 75, (8) USC 59; (10) Washington 96, (7) Arizona State 82; (6) Washington State 73, (3) UCLA 71												
1989	3-0	2-1	1-1	1-1	0-1	0-1	0-1	1-1	0-1	1-1	N/A	N/A
Upsets: (10) USC 94, (7) Arizona State 82												
1990	0-1	3-0	0-1	2-1	0-1	1-1	1-1	2-1	0-1	0-1	N/A	N/A
Upsets: (8) Arizona State 83, (1) Oregon State 75; (6) Stanford 77, (3) California 61												
2002	1-1	3-0	1-1	2-1	0-1	0-1	0-1	0-1	-	-	N/A	N/A
Upsets: (4) USC 89, (1) Oregon 78												
2003	0-1	0-1	1-1	0-1	3-0	0-1	2-1	1-1	-	-	N/A	N/A
Upsets: (8) UCLA 96, (1) Arizona 89 OT; (7) USC 79, (2) Stanford 74; (5) Oregon 83, (4) Arizona State 82; (7) USC 79, (3) California 62												
2004	3-0	2-1	1-1	0-1	1-1	0-1	0-1	0-1	-	-	N/A	N/A
Upsets: (5) Oregon 87, (4) California 82												
2005	2-1	3-0	1-1	0-1	1-1	0-1	0-1	0-1	-	-	N/A	N/A
Upsets: (5) Oregon State 79, (4) UCLA 72; (2) Washington 81, (1) Arizona 72												
2006	3-0	0-1	2-1	1-1	0-1	0-1	2-1	0-1	1-1	0-1	N/A	N/A
Upsets: (9) Oregon State 71, (8) Arizona State 68; (7) Oregon 84, (2) Washington 73												
2007	0-1	1-1	2-1	3-0	0-1	0-1	1-1	2-1	0-1	0-1	N/A	N/A
Upsets: (8) California 76, (1) UCLA 69 OT; (3) USC 70, (2) Washington State 61; (4) Oregon 81, (3) USC 57												
2008	3-0	2-1	1-1	1-1	0-1	0-1	1-1	0-1	1-1	0-1	N/A	N/A
Upsets: (9) California 84, (8) Washington 81												
2009	1-1	1-1	0-1	2-1	0-1	3-0	1-1	0-1	1-1	0-1	N/A	N/A
Upsets: (9) Stanford 62, (8) Oregon State 54; (6) USC 79, (3) California 75; (4) Arizona State 75, (1) Washington 65; (6) USC 65, (2) UCLA 55, (6) USC 66, (4) Arizona State 63												
2010	2-1	0-1	3-0	0-1	1-1	0-1	1-1	1-1	0-1	-	N/A	N/A
Upsets: (5) UCLA 75, (4) Arizona 69; (7) Stanford 70, (2) Arizona State 61; (3) Washington 79, (1) California 75												
2011	2-1	0-1	3-0	1-1	0-1	0-1	2-1	0-1	1-1	0-1	N/A	N/A
Upsets: (9) Oregon State 69, (8) Stanford 67; (7) Oregon 76, (2) UCLA 59; (3) Washington 77, (1) Arizona 75 (OT)												
2012	0-1	1-1	0-1	2-1	1-1	4-0	1-1	0-1	2-1	0-1	0-1	0-1
Upsets: (9) Oregon State 69, (8) Washington State 64; (9) Oregon State 86, (1) Washington 84; (6) Colorado 63, (3) Oregon 62; (6) Colorado 70, (2) California 59; (6) Colorado 53, (4) Arizona 51												
2013	2-1	0-1	3-0	1-1	1-1	1-1	0-1	0-1	1-1	2-1	0-1	0-1
Upsets: (9) Oregon State 89, (8) Stanford 88 (OT); (10) Utah 69, (7) USC 66; (10) Utah 79, (2) California 69; (3) Oregon 78, (1) UCLA 69												
2014	2-1	3-0	0-1	0-1	2-1	2-1	1-1	1-1	0-1	0-1	0-1	0-1
Upsets: (5) Colorado 59, (4) California 56; (6) Stanford 79, (3) Arizona State 58; (2) UCLA 75, (1) Arizona 71												
2015	3-0	2-1	1-1	1-1	0-1	1-1	0-1	1-1	0-1	1-1	0-1	1-1
Upsets: (12) USC 67, (5) Arizona State 64; (10) Colorado 78, (7) Oregon State 71												
2016	3-0	2-1	1-1	1-1	1-1	1-1	1-1	1-1	0-1	0-1	0-1	0-1
Upsets: NONE												
Totals	36-11	27-15	23-16	20-18	11-18	14-17	16-19	11-19	8-15	5-14	0-5	1-5

SEED vs. SEED RESULTS

	vs. #1	vs. #2	vs. #3	vs. #4	vs. #5	vs. #6	vs. #7	vs. #8	vs. #9	vs. #10	vs. #11	vs. #12	Total
#1	-	6-2	2-3	9-2	4-0	0-0	0-0	9-3	6-1	0-0	0-0	0-0	36-11
#2	2-6	-	7-1	2-0	0-0	3-2	10-5	0-0	0-0	3-1	0-0	0-0	27-15
#3	3-2	1-7	-	0-1	0-0	14-5	4-1	0-0	0-0	1-0	0-0	0-0	23-16
#4	2-9	0-2	1-0	-	13-5	0-2	0-0	2-0	1-0	0-0	0-0	1-0	20-18
#5	0-4	0-0	0-0	5-13	-	0-0	1-0	1-0	0-0	0-0	0-0	4-1	11-18
#6	0-0	2-3	5-14	2-0	0-0	-	0-0	0-0	0-0	0-0	5-0	0-0	14-17
#7	0-0	5-10	1-4	0-0	0-1	0-0	-	0-0	0-0	10-4	0-0	0-0	16-19
#8	3-9	0-0	0-0	0-1	0-1	0-0	0-1	-	8-7	0-0	0-0	0-0	11-19
#9	1-6	0-0	0-0	0-1	0-0	0-0	0-0	7-8	-	0-0	0-0	0-0	8-15
#10	0-0	1-3	0-1	0-0	0-0	0-0	4-10	0-0	0-0	-	0-0	0-0	5-14
#11	0-0	0-0	0-0	0-0	0-0	0-5	0-0	0-0	0-0	0-0	-	0-0	0-5
#12	0-0	0-0	0-0	0-1	1-4	0-0	0-0	0-0	0-0	0-0	0-0	-	1-5

ATTENDANCE

YEAR	SESSION 1	SESSION 2	SESSION 3	SESSION 4	SESSION 5	CHAMPIONSHIP	TOTAL
1987	4,851	8,918	5,424	9,352	-	9,117	37,663
1988	12,635	13,436	13,061	13,549	-	13,796	66,477
1989	4,830	7,195	9,001	10,565	-	10,403	41,994
1990	4,567	4,380	8,079	10,989	-	8,037	36,052
2002	12,096	17,839	18,887	-	-	18,997	67,819
2003	14,441	15,048	16,689	-	-	17,485	63,663
2004	13,270	14,689	15,754	-	-	16,413	60,126
2005	14,014	14,393	15,068	-	-	18,672	62,147
2006	7,936	15,144	15,321	17,856	-	18,544	74,801
2007	15,119	16,318	16,585	18,196	-	18,259	84,477
2008	11,642	17,194	16,442	18,997	-	17,534	81,809
2009	10,964	14,732	16,271	18,497	-	16,988	77,452
2010	6,090	12,125	12,255	15,971	-	15,851	62,292
2011	7,814	10,782	12,191	13,190	-	12,074	56,051
2012	5,973	6,747	8,780	9,317	11,615	11,197	53,629
2013	7,451	8,566	12,915	10,566	13,151	11,101	63,750
2014	8,734	9,047	12,916	12,916	12,916	12,916	69,445
2015	9,024	9,875	12,916	12,916	12,916	12,916	70,563
2016	12,916	12,916	12,916	12,916	12,916	12,916	77,496



PAC-12 ALL-TOURNAMENT TEAMS

1987

Reggie Miller, UCLA
Pooh Richardson, UCLA
Anthony Taylor, Oregon
Chris Welp, Washington
Phil Zevenbergen, Washington

1988

Sean Elliott, Arizona
Anthony Cook, Arizona
Steve Kerr, Arizona
Todd Lichti, Stanford
Gary Payton, Oregon State

1989

Jud Buechler, Arizona
Sean Elliott, Arizona
Anthony Cook, Arizona
Todd Lichti, Stanford
Gary Payton, Oregon State

1990

Jud Buechler, Arizona
Matt Muehlebach, Arizona
Adam Keefe, Stanford
Alex Austin, Arizona State
Trevor Wilson, UCLA

2002

Sam Clancy, USC
Brandon Granville, USC
Jason Gardner, Arizona
Salim Stoudamire, Arizona
Luke Walton, Arizona

2003

James Davis, Oregon
Desmon Farmer, USC
Luke Jackson, Oregon
Rory O'Neil, USC
Luke Ridnour, Oregon
Ray Young, UCLA

2004

Hassan Adams, Arizona
Josh Childress, Stanford
Luke Jackson, Oregon
Andre Joseph, Oregon
Matt Lottich, Stanford
Nate Robinson, Washington

2005

Channing Frye, Arizona
Matt Haryasz, Stanford
Chris Hernandez, Stanford
Nate Robinson, Washington
Tre Simmons, Washington
Salim Stoudamire, Arizona

2006

Arron Afflalo, UCLA
Jordan Farmar, UCLA
Chamberlain Oguchi, Oregon
Leon Powe, California
Brandon Roy, Washington
Ayinde Ubaka, California

2007

Ryan Anderson, California
Taj Gibson, USC
Gabe Pruitt, USC
Aaron Brooks, Oregon
Bryce Taylor, Oregon
Tajuan Porter, Oregon

2008

Darren Collison, UCLA
Brook Lopez, Stanford
Kevin Love, UCLA
O.J. Mayo, USC
Kyle Weaver, Washington State
Russell Westbrook, UCLA

2009

DeMar DeRozan, USC
Taj Gibson, USC
Derek Glasser, Arizona State
Daniel Hackett, USC
James Harden, Arizona State
Jeff Pendergraph, Arizona State

2010

Jamal Boykin, California
Quincy Pondexter, Washington
Jerome Randle, California
Theo Robertson, California
Michael Roll, UCLA
Isaiah Thomas, Washington

2011

Jared Cunningham, Oregon State
Terrence Ross, Washington
E.J. Singler, Oregon
Isaiah Thomas, Washington
Klay Thompson, Washington State
Derrick Williams, Arizona

2012

Carlton Brown, Colorado
Jared Cunningham, Oregon State
Kyle Fogg, Arizona
Solomon Hill, Arizona
Jesse Perry, Arizona
Andre Roberson, Colorado

2013

Jordan Adams, Fr., UCLA
Jahii Carson, Fr., Arizona State
Damyean Dotson, Fr., Oregon
Larry Drew II, Sr., UCLA
Arsalan Kazemi, Sr., Oregon
Johnathan Loyd, Jr., Oregon

2014

Kyle Anderson, So., UCLA
Askia Booker, Jr., Colorado
Aaron Gordon, Fr., Arizona
Nick Johnson, Jr., Arizona
Chasson Randle, Jr., Stanford
Joseph Young, Jr., Oregon

2015

Brandon Ashley, Jr., Arizona
Rondae Hollis-Jefferson, So., Arizona
Stanley Johnson, Fr., Arizona
T.J. McConnell, Sr., Arizona
Delon Wright, Sr., Utah
Joseph Young, Sr., Oregon

2016

Ivan Rabb, Fr., California
Jakob Poeltl, So., Utah
Chris Boucher, Jr., Oregon
Dillon Brooks, So., Oregon
Tyler Dorsey, Fr., Oregon
Elgin Cook, Sr., Oregon

MOST OUTSTANDING PLAYER

1987 Reggie Miller, UCLA (Sr.)
1988 Sean Elliott, ARIZ* (Jr.)
1989 Sean Elliott, ARIZ* (Sr.)
1990 Jud Buechler, ARIZ (Sr.)/
Matt Muehlebach, ARIZ (Sr.)
2002 Luke Walton, ARIZ (Jr.)
2003 Luke Ridnour, ORE* (Jr.)
2004 Josh Childress, STAN* (Jr.)
2005 Salim Stoudamire, ARIZ (Sr.)
2006 Leon Powe, CAL (So.)
2007 Tajuan Porter, ORE (Fr.)
2008 Darren Collison, UCLA (Jr.)
2009 DeMar DeRozan, USC (Fr.)
2010 Isaiah Thomas, WASH (So.)
2011 Isaiah Thomas, WASH (Jr.)
2012 Carlton Brown, COLO (Sr.)
2013 Johnathan Loyd, ORE (Jr.)
2014 Kyle Anderson, UCLA (So.)
2015 Brandon Ashley, ARIZ (Jr.)
2016 Elgin Cook, ORE (Sr.)

* - Also named Pac-12 Player of the Year the same season.

PAC-12 HALL OF HONOR

The Pac-12 Conference established the Pac-12 Hall of Honor in 2002. Each year, each Pac-12 institution will elect one individual to be inducted into the Hall of Honor.

2002 (Inaugural class)

Sean Elliott, Arizona
Byron Scott, Arizona State
Pete Newell, California
John Dick, Oregon
Gary Payton, Oregon State
Hank Luisetti, Stanford
John Wooden, UCLA
Bill Sharman, USC
Bob Houbregs, Washington
Craig Ehlo, Washington State

2003

Steve Kerr, Arizona
Ned Wulk, Arizona State
Kevin Johnson, California
Howard Hobson, Oregon
Amory "Slats" Gill, Oregon State
Todd Lichti, Stanford
Kareem Abdul-Jabbar, UCLA
Fred "Tex" Winter, USC
Marv Harshman, Washington
Jack Friel, Washington State

2004

Khalid Reeves, Arizona
Lafayette "Fat" Lever, Arizona State
Jason Kidd, California
Ron Lee, Oregon
Mel Counts, Oregon State
Howard "Howie" Dallmar, Stanford
Walt Hazzard, UCLA
Bob Boyd, USC
James Edwards, Washington
George Raveling, Washington State

2005

Pete Williams, Arizona
Joe Caldwell, Arizona State
Darrall Imhoff, California
Blair Rasmussen, Oregon
Ed Lewis, Oregon State
Rich Kelley, Stanford
Gail Goodrich, UCLA
John Rudometkin, USC
Jack Nichols, Washington
Gene Conley, Washington State

2006

Damon Stoudamire, Arizona
Lionel Hollins, Arizona State
Andy Wolfe, California
Jim Loscutoff, Oregon
Ralph Miller, Oregon State
Adam Keefe, Stanford
Don Barksdale, UCLA
Dennis "Mo" Layton, USC
Steve Hawes, Washington
James Donaldson, Washington State

2007

Chris Mills, Arizona
Eddie House, Arizona State
Russ Critchfield, California
Dick Harter, Oregon
Steve Johnson, Oregon State
George Yardley, Stanford
Jamaal (Keith) Wilkes, UCLA
Ron Reilly, USC
Christian Welp, Washington
Vince Hanson, Washington State

2008

Miles Simon, Arizona
Alton Lister, Arizona State
Charles Johnson, California
Terrell Brandon, Oregon
Ephraim J. Rocha, Oregon State
Tom Dose, Stanford
Marques Johnson, UCLA
Paul Westphal, USC
Louie Nelson, Washington
Mark Hendrickson, Washington State

2009

Lute Olson, Arizona
Royce Youree, Arizona State
Nibs Price, California
Greg Ballard, Oregon
Paul Valenti, Oregon State
Jim Pollard, Stanford
Michael Warren, UCLA
Gus Williams, USC
Detlef Schrempf, Washington
Isaac Fontaine, Washington State

2010

Mike Bibby, Arizona
Jeremy Veal, Arizona State
Earl Robinson, California
Kenya Wilkins, Oregon
Dave Gambee, Oregon State
John Arrillaga, Stanford
Reggie Miller, UCLA
John Block, USC
Eldridge Recasner, Washington
Paul Lindemann, Washington State

2011

Michael Dickerson, Arizona
Isaac Austin, Arizona State
Bob McKeen, California
Charlie Warren, Oregon
Charlie White, Oregon State
Brevin Knight, Stanford
Don MacLean, UCLA
Harold Miner, USC
Todd MacCulloch, Washington
Ray Sundquist, Washington State

2012

Richard Jefferson, Arizona
Kurt Nimphius, Arizona State
Lamond Murray, California
Burdette Haldorson, Colorado
Jim Barnett, Oregon
A.C. Green, Oregon State
George Selleck, Stanford
Ed O'Bannon, UCLA
Sam Barry, USC
Arnie Ferrin, Utah
George Irvine, Washington
Steve Puidokas, Washington State

2013

Jason Gardner, Arizona
Dennis Hamilton, Arizona State
Shareef Abdur-Rahim, California
Cliff Meely, Colorado
Chuck Rask, Oregon
Charlie Sitton, Oregon State
Ron Tomsic, Stanford
Lucius Allen, UCLA
Forrest Twogood, USC
Keith Van Horn, Utah
Nate Robinson, Washington
James McKean, Washington State

2014

Luke Walton, Arizona
Verl Heap, Arizona State
David Butler, California
Ken Charlton, Colorado
Frederick Jones, Oregon
Lee Harman, Oregon State
Mark Madsen, Stanford
Tyus Edney, UCLA
Wayne Carlander, USC
Billy McGill, Utah
Brandon Roy, Washington
Ed Gayda, Washington State

2015

Fred Snowden, Arizona
Ron Riley, Arizona State
Sean Lampley, California
Jim Davis, Colorado
Anthony Taylor, Oregon
Jim Jarvis, Oregon State
Casey Jacobsen, Stanford
Dave Meyers, UCLA
Alex Hannum, USC
Danny Vranes, Utah
Jon Brockman, Washington
Bennie Seltzer, Washington State

2016

Salim Stoudamire, Arizona
Art Becker, Arizona State
Brian Hendrick, California
Scott Wedman, Colorado
Luke Ridnour, Oregon
Jim Anderson, Oregon State
Kim Belton, Stanford
Keith Erickson, UCLA
Sam Clancy, USC
Vern Gardner, Utah
Isaiah Thomas, Washington
Keith Morrison, Washington State



▶ Pete Newell and his California Golden Bears celebrate the 1959 NCAA title.

▶ Oregon's "Tall Firs" won the first NCAA title in 1939.



▶ Lute Olson and the Arizona Wildcats captured the 1997 NCAA title.

▶ The 1963-64 UCLA Bruins, the first of the school's 11 NCAA Championship squads.



2011-12 (Pac-12)

	W	L	PCT	ALL
1. WASH (NIT)	14	4	.778	24-11
2. CAL (NCAA)	13	5	.722	24-10
3. ORE (NIT)	13	5	.722	24-10
4. ARIZ (NIT)	12	6	.667	23-12
5. COLO* (NCAA)	11	7	.611	24-12
6. UCLA	11	7	.611	19-14
7. STAN (NIT)	10	8	.556	26-11
8. OSU (CBI)	7	11	.389	21-15
9. WSU (CBI)	7	11	.389	19-18
10. ASU	6	12	.333	10-21
11. UTAH	3	15	.167	6-25
12. USC	1	17	.056	6-26

* - Pac-12 Tournament Champion

2012-13 (Pac-12)

	W	L	PCT	ALL
1. UCLA (NCAA)	13	5	.722	25-10
2. ARIZ (NCAA)	12	6	.667	27-8
3. ORE* (NCAA)	12	6	.667	28-9
4. CAL (NCAA)	12	6	.667	21-12
5. COLO (NCAA)	10	8	.556	21-12
6. ASU (NIT)	9	9	.500	22-13
7. STAN (NIT)	9	9	.500	19-15
8. WASH (NIT)	9	9	.500	18-16
9. USC	9	9	.500	14-18
10. UTAH	5	13	.278	15-18
11. OSU	4	14	.222	14-18
12. WSU	4	14	.222	13-19

* - Pac-12 Tournament Champion

2013-14 (Pac-12)

	W	L	PCT	ALL
1. ARIZ (NCAA)	15	3	.833	33-5
2. UCLA* (NCAA)	12	6	.667	28-9
3. ORE (NCAA)	10	8	.556	24-10
4. COLO (NCAA)	10	8	.556	23-12
5. STAN (NCAA)	10	8	.556	23-13
6. ASU (NCAA)	10	8	.556	21-12
7. CAL (NIT)	10	8	.556	21-14
8. UTAH (NIT)	9	9	.500	21-12
9. WASH	9	9	.500	17-15
10. OSU (CBI)	8	10	.444	16-16
11. WSU	3	15	.167	10-21
12. USC	2	16	.111	11-21

* - Pac-12 Tournament Champion

2014-15 (Pac-12)

	W	L	PCT	ALL
1. ARIZ* (NCAA)	16	2	.889	34-4
2. UTAH (NCAA)	13	5	.722	26-9
3. ORE (NCAA)	13	5	.722	26-10
4. UCLA (NCAA)	11	7	.611	22-14
5. STAN (NIT)	9	9	.500	24-13
6. ASU (NIT)	9	9	.500	18-16
7. OSU	8	10	.444	17-14
8. CAL	7	11	.389	18-15
9. COLO (CBI)	7	11	.389	16-18
10. WSU	7	11	.389	13-18
11. WASH	5	13	.278	16-15
12. USC	3	15	.167	12-20

* - Pac-12 Tournament Champion

2015-16 (Pac-12)

	W	L	PCT	ALL
1. ORE* (NCAA)	14	4	.778	31-7
2. UTAH (NCAA)	13	5	.722	27-9
3. ARIZ (NCAA)	12	6	.667	25-9
4. CAL (NCAA)	12	6	.667	23-11
5. COLO (NCAA)	10	8	.556	22-12
6. USC (NCAA)	9	9	.500	21-13
7. OSU (NCAA)	9	9	.500	19-13
8. WASH (NIT)	9	9	.500	19-15
9. STAN	8	10	.444	15-15
10. UCLA	6	12	.333	15-17
11. ASU	5	13	.278	15-17
12. WSU	1	17	.056	9-22

* - Pac-12 Tournament Champion

PAC-12 OVERTIME GAMES (1979-2011 = 90-game sched.) (2012-current = 108-game sched.)

No.	Year
13	1986, 2014
10	1984, '88, '00
8	1983, '95, '06, '07, '08, '09
7	1981, '82, '85, '99, '01, '04, '05, '13, '16
6	1998, '15
5	1987, '91, '97, '03, '10
4	1992, '94, '96, '02
3	1979, '80, '12
2	1989, '90
1	1993

Excludes Pac-12 Tournament

PAC-12 OVERTIME CONFERENCE GAMES BY SCHOOL:

	1979-2011	2012-
1. WSU	45	8
2. CAL	44	3
USC	44	7
UCLA	44	5
5. ASU	42	10
6. ORE	37	4
7. OSU	34	5
8. WASH	35	5
9. STAN	30	5
10. ARIZ	29	5
11. UTAH	-	7
12. COLO	-	8

Excludes Pac-12 Tournament

BEST PAC-12 START BEFORE FIRST CONFERENCE LOSS: (Since 1979)

ARIZ	16-0 (1998)
ASU	6-0 (1980)
CAL	7-0 (2003)
COLO	3-0 (2012, '14)
ORE	7-0 (2013)
OSU	17-0 (1981)
STAN	17-0 (2004)
UCLA	9-0 (1983)
USC	5-0 (2000, '02)
UTAH	4-0 (2015)
WASH	6-0 (1982, '84)
WSU	7-0 (1983)

BEST START BEFORE FIRST LOSS (all games):

ARIZ	21 (2014)
ASU	9 (1975)
CAL	14 (1926)
COLO	7 (1913, '83)
ORE	14 (1938)
OSU	26 (1981)
STAN	26 (2004)
UCLA	30 (1964, '67, '72, '73)
USC	17 (1910)
UTAH	18 (1998)
WASH	18 (1929)
WSU	17 (1915)

PAC-12 ALL-TIME COMPOSITE RECORD

CONFERENCE, ALL-TIME (Since 1916)

	YEARS	TITLES	W	L	PCT
1. Arizona	38	14 (2)	465	219	.680
2. UCLA	89	31 (2)	895	468	.657
3. Washington	100	11 (3)	871	754	.536
4. Colorado	5	0	48	42	.533
5. California	99	15 (4)	739	705	.512
6. USC	94	7 (1)	690	703	.495
7. Stanford	96	11 (4)	699	715	.494
8. Oregon State	95	12 (4)	762	796	.489
9. Utah	5	0	43	47	.478
10. Oregon	93	5 (1)	708	825	.462
11. Arizona State	38	0	304	380	.444
12. Washington State	94	2	625	911	.407
13. Idaho	40	2	195	369	.346
14. Montana	8	0	15	58	.205

CONFERENCE, 1979-2011 (Pac-10 years)

	YEARS	TITLES	W	L	PCT
1. UCLA	33	10	410	186	.688
2. Arizona	33	12 (2)	398	196	.668
3. Stanford	33	4 (1)	320	274	.537
4. Washington	33	3 (2)	284	310	.477
5. California	33	1	282	312	.473
6. USC	33	1 (1)	274	320	.460
7. Arizona State	33	0	265	329	.445
8. Oregon State	33	5 (2)	265	329	.445
9. Oregon	33	1	246	348	.413
10. Washington State	33	0	226	368	.379

CONFERENCE, 2012- (Pac-12 Years)

	YEARS	TITLES	W	L	PCT
1. Arizona	5	2	67	23	.744
2. Oregon	5	1	62	28	.689
3. California	5		54	36	.600
4. UCLA	5	1	53	37	.589
5. Colorado	5		48	42	.533
6. Stanford	5		46	44	.511
7. Washington	5	1	46	44	.511
8. Utah	5		43	47	.478
9. Arizona State	5		39	51	.433
10. Oregon State	5		36	54	.400
11. USC	5		24	66	.267
12. Washington State	5		22	68	.244

CONFERENCE, PAST 10 YEARS (2007-2016)

	YEARS	TITLES	W	L	PCT
1. Arizona	10	3	119	61	.661
2. UCLA	10	4	118	62	.656
3. California	10	1	100	80	.556
4. Oregon	10		98	82	.544
5. Colorado	5		48	32	.533
6. Washington	10	2	92	88	.511
7. Stanford	10		89	91	.494
8. Utah	5		43	47	.478
9. Arizona State	10		77	103	.428
10. USC	10		73	107	.406
11. Washington State	10		69	111	.383
12. Oregon State	10		59	121	.328

() Indicates number of shared titles and is included in team total

ALL GAMES, ALL-TIME

	YEARS	W	L	PCT
1. UCLA	97	1818	819	.689
2. Arizona	111	1737	918	.654
3. Utah	108	1759	966	.646
4. Washington	114	1735	1140	.603
5. California	107	1551	1148	.575
6. Stanford	101	1484	1111	.573
7. Oregon State	115	1706	1294	.569
8. USC	110	1537	1168	.568
9. Oregon	111	1588	1330	.544
10. Arizona State	104	1328	1189	.528
11. Colorado	113	1258	1169	.518
12. Washington State	115	1559	1467	.515

(Totals based on the 2015-16 NCAA Records Book)

Cumulative home court records in Pac-12 play:

1979	61-29
1980	53-37
1981	49-41
1982	57-33
1983	58-32
1984	59-31
1985	52-38
1986	59-31
1987	58-32
1988	52-38
1989	53-37
1990	57-33
1991	64-26
1992	56-34
1993	55-35
1994	55-35
1995	51-39
1996	54-36
1997	63-27
1998	54-36
1999	62-28
2000	50-40
2001	51-39
2002	55-35
2003	54-36
2004	55-35
2005	56-34
2006	51-39
2007	55-35
2008	48-42
2009	57-31
2010	56-34
2011	58-32
2012	72-36
2013	65-25
2014	72-36
2015	73-35
2016	77-31

Cumulative non-conference record (includes postseason):

1979	64-35
1980	69-32
1981	66-26
1982	62-37
1983	69-44
1984	65-46
1985	79-42
1986	63-50
1987	63-41
1988	61-47
1989	71-37
1990	70-33
1991	90-30
1992	88-36
1993	71-39
1994	71-38
1995	83-30
1996	77-39
1997	85-34
1998	89-35
1999	89-30
2000	91-41
2001	95-37
2002	82-38
2003	73-35
2004	62-36
2005	84-31
2006	82-36
2007	103-31
2008	107-34
2009	105-37
2010	80-48
2011	97-47
2012	105-64
2013	105-41
2014	129-41
2015	123-47
2016	122-41

PAC-12 YEARLY CONFERENCE FINISHES

	ARIZ	ASU	CAL	IDA	MON	ORE	OSU	STAN	UCLA	USC	WASH	WSU	CHAMPION
1915-16	—	—	1t	—	—	—	1t	—	—	—	3	—	California/OSU
1916-17	—	—	2	—	—	6	4	5	—	—	3	1	Washington State
1917-18	—	—	—	—	—	—	—	—	—	—	—	—	—
1918-19	—	—	3	—	—	1	5	6	—	—	4	2	Oregon
1919-20	—	—	2	—	—	6	4	1	—	—	5	3	Stanford
1920-21	—	—	1t	—	—	4	6	1t	—	—	3	5	Stanford/California
1921-22	—	—	3	1	—	8	2	5	—	7	4	6	Idaho
1922-23	—	—	1tS*	1tN*	—	5N	3tN	1tS	—	3	1tN	3tN	Idaho
1923-24	—	—	1S	4N	6N	3N	2N	3S	—	2S	1N	5N	California
1924-25	—	—	1S	3tN	5N	1tN	1tN*	2S	—	—	3tN	6N	California
1925-26	—	—	1S	3N	5N	1N	2N	2S	—	3S	4N	6N	California
1926-27	—	—	1S	2tN	6N	1N	4N	2S	—	3S	2tN	5N	California
1927-28	—	—	1tS	3tN	3tN	2N	3tN	4S	3S	1tS*	1N	6N	USC
1928-29	—	—	1S	2N	6N	5N	4N	2S	4S	3S	1N	3N	California
1929-30	—	—	2S	5N	—	3N	4N	4S	3S	1S	1N	2N	USC
1930-31	—	—	1S	5N	—	4N	3N	4S	3S	2S	1N	2N	Washington
1931-32	—	—	1tS*	5N	—	4N	3N	4S	3S	1tS	1N	2N	California
1932-33	—	—	2S	3tN	—	5N	1N	3S	4S	1S	2N	3tN	Oregon State
1933-34	—	—	2S	5N	—	2N	3N	3S	4S	1S	1N	4N	Washington
1934-35	—	—	2S	5N	—	3N	1N	3tS	3tS	1S	2N	4N	USC
1935-36	—	—	3S	5N	—	4N	2N	1tS*	4S	1tS	1N	3N	Stanford
1936-37	—	—	3S	5N	—	1tN	4N	1S	4S	2S	1tN	1tN	Stanford
1937-38	—	—	2S	3tN	6N	1N	5N	1S	4S	3S	2N	3tN	Stanford
1938-39	—	—	1tS*	5N	—	1N	4N	3S	4S	1tS	2N	3N	Oregon
1939-40	—	—	3S	5N	—	2N	1N	2S	4S	1S	4N	3N	USC
1940-41	—	—	2tS	5N	—	3tN	2N	1S	4S	2tS	3tN	1N	Washington State
1941-42	—	—	3S	5N	—	4N	1N	1S	4S	2S	2N	3N	Stanford
1942-43	—	—	4S	5N	—	2N	4N	2tS	2tS	1S	1N	3N	Washington
1943-44	—	—	1S	3tN	—	2N	3tN	—	2S	3S	1N	5N	Washington/California
1944-45	—	—	3S	5N	—	1tN*	3N	—	1S	2S	4N	1tN	Oregon/UCLA
1945-46	—	—	1S	1N	—	3N	2N	4S	3S	2S	4N	5N	California
1946-47	—	—	2S	5N	—	4N	1N	3S	1S	4S	3N	2N	Oregon State
1947-48	—	—	1S	5N	—	4N	1tN	3tS	3tS	2S	1tN*	3N	Washington
1948-49	—	—	4S	3tN	—	3tN	1N	3S	1S	2S	5N	2N	Oregon State
1949-50	—	—	3S	4N	—	5N	2tN	4S	1S	2S	2tN	1N	UCLA
1950-51	—	—	4S	4tN	—	2N	4tN	3S	1tS*	1tS	1N	3N	Washington
1951-52	—	—	2tS	2N	—	3N	5N	2tS	1S	4S	1N	4N	UCLA
1952-53	—	—	1S	2tN	—	2tN	4N	4S	3S	2S	1N	5N	Washington
1953-54	—	—	3S	2tN	—	2tN	1N	4S	2S	1S	4N	5N	USC
1954-55	—	—	4S	4tN	—	2N	1N	2S	1S	3S	3N	4tN	Oregon State
1955-56	—	—	3t	8	—	6t	6t	3t	1	5	2	9	UCLA
1956-57	—	—	1	7t	—	9	6	5	2t	4	2t	7t	California
1957-58	—	—	1t	4	—	7	1t	6	3	5	8	9	OSU/California
1958-59	—	—	1	7	—	8	6	3t	3t	5	2	9	California
1959-60	—	—	1	—	—	—	—	4	2	3	5	—	California
1960-61	—	—	4	—	—	—	—	5	2	1	3	—	USC
1961-62	—	—	5	—	—	—	—	2	1	3t	3t	—	UCLA
1962-63	—	—	5	—	—	—	—	1t	1t	3t	3t	—	Stanford/UCLA
1963-64	—	—	3	—	—	—	—	2	1	4	5	6	UCLA
1964-65	—	—	7	—	—	8	4	2	1	3	6	5	UCLA
1965-66	—	—	7t	—	—	4t	1	3	2	4t	7t	4t	Oregon State
1966-67	—	—	5t	—	—	8	2t	4	1	5t	5t	2t	UCLA
1967-68	—	—	4	—	—	8	5t	5t	1	2	7	3	UCLA
1968-69	—	—	7t	—	—	5t	5t	7t	1	3	4	2	UCLA
1969-70	—	—	6	—	—	4	7	8	1	2t	5	2t	UCLA
1970-71	—	—	3t	—	—	3t	6	7t	1	2	5	7t	UCLA
1971-72	—	—	5	—	—	8	3t	6	1	3t	2	7	UCLA
1972-73	—	—	7	—	—	3	5t	4	1	2	5t	8	UCLA
1973-74	—	—	7t	—	—	3	5	6	1	2	4	7t	UCLA

PAC-12 YEARLY CONFERENCE FINISHES

	ARIZ	ASU	CAL	COLO	IDA	MON	ORE	OSU	STAN	UCLA	USC	UTAH	WASH	WSU	CHAMPION
1974-75	—	—	4	—	—	—	5t	2	5t	1	3	—	5t	8	UCLA
1975-76#	—	—	6	—	—	—	2t	2t	7	1	8	—	4	5	UCLA
1976-77	—	—	6	—	—	—	2	4t	7	1	8	—	4t	3	UCLA
1977-78	—	—	7	—	—	—	5t	2	8	1	3t	—	5t	3t	UCLA
1978-79	4t	6t	10	—	—	—	6t	3	8t	1	2	—	8t	4t	UCLA
1979-80	6	2	10	—	—	—	7t	1	7t	4	7t	—	5	3	Oregon State
1980-81	5t	2	8t	—	—	—	7	1	8t	3	4	—	5t	10	Oregon State
1981-82	8t	6t	6t	—	—	—	8t	1	10	2	3	—	4	5	Oregon State
1982-83	10	3t	6t	—	—	—	9	3t	8	1	5	—	6t	2	UCLA
1983-84	5t	5t	9	—	—	—	3	1t	5t	4	8	—	1t	10	OSU/Washington
1984-85	3t	7	9	—	—	—	6	3t	10	3t	1t	—	1t	8	USC/Washington
1985-86	1	5t	3	—	—	—	9	5t	5t	4	10	—	2	5t	Arizona
1986-87	2	8t	3t	—	—	—	7	3t	6	1•	10	—	3t	8t	UCLA
1987-88	1•	7	8t	—	—	—	5	2t	4	2t	8t	—	8t	6	Arizona
1988-89	1•	7	5	—	—	—	9	3t	2	3t	10	—	6	8	Arizona
1989-90	1t•	7t	3	—	—	—	5	1t	6	4	7t	—	9t	9t	Arizona/OSU
1990-91	1	3t	5t	—	—	—	5t	5t	5t	2	3t	—	5t	10	Arizona
1991-92	3	5t	9	—	—	—	10	7	4	1	2	—	8	5t	UCLA
1992-93	1	3t	2	—	—	—	9	5t	10	3t	5t	—	5t	8	Arizona
1993-94	1	4t	2t	—	—	—	8	10	4t	2t	7	—	9	4t	Arizona
1994-95&	2	3	8t	—	—	—	4	7	5t	1	10	—	8t	5t	UCLA
1995-96&	2	8	4	—	—	—	5t	10	3	1	9	—	5t	7	UCLA
1996-97	5	10	2t	—	—	—	7	9	2t	1	2t	—	6	8	UCLA
1997-98	1	5t	5t	—	—	—	5t	9t	2	3	8	—	4	9t	Arizona
1998-99	2	9	5t	—	—	—	5t	7t	1	3	7t	—	4	10	Stanford
1999-00	1t	4t	7	—	—	—	3	8t	1t	4t	6	—	8t	10	Arizona/Stanford
2000-01	2	6t	4t	—	—	—	6t	9t	1	3	4t	—	9t	6t	Stanford
2001-02	2t•	7	2t	—	—	—	1	9	2t	6	2t	—	8	10	Oregon
2002-03	1	4	3	—	—	—	5•	6t	2	6t	6t	—	9	10	Arizona
2003-04	3	10	4t	—	—	—	4t	9	1•	7t	6	—	2	7t	Stanford
2004-05	1	6t	8t	—	—	—	8t	6t	3t	3t	10	—	2	6t	Arizona
2005-06	4t	8t	3	—	—	—	7	8t	4t	1•	6	—	2	10	UCLA
2006-07	3t	10	8	—	—	—	3t•	9	6	1	3t	—	7	2	UCLA
2007-08	7	5t	9	—	—	—	5t	10	2	1•	3t	—	8	3t	UCLA
2008-09	5t	3t	3t	—	—	—	10	8	9	2	5t•	—	1	7	Washington
2009-10	4	2	1	—	—	—	8t	5t	8t	5t	5t	—	3•	10	California
2010-11	1	10	5	—	—	—	7t	9	7t	2	4	—	3•	6	Arizona
2011-12	4	10	2t	5t•	—	—	2t	8t	7	5t	12	11	1	8t	Washington
2012-13	2t	6t	2t	5	—	—	2t•	t11	6t	1	6t	10	6t	t11	UCLA
2013-14	1	3t	3t	3t	—	—	3t	10	3t	2•	12	8t	8t	11	Arizona
2014-15	1•	5t	8t	8t	—	—	2t	7	5t	4	12	2t	11	8t	Arizona
2015-16	3t	11	3t	5	—	—	1•	6t	9	10	6t	2	6t	12	Oregon

Conference champion in **boldface**

* - Divisional champion

• - Pac-12 Tournament champion

- 1975-76 standings reflect on-court standings (Oregon State subsequently forfeited seven Conference games)

& - 1994-95 and 1995-96 reflect on-court standings. (California subsequently forfeited five Conference games in 1995 and nine Conference games in 1996).

Pacific Coast Conference (PCC), 1915-16 - 1958-59

Athletic Association of Western Universities (AAWU), 1959-60 - 1967-68

Pacific-8 Conference (Pac-8), 1968-69 - 1977-78

Pacific-10 Conference (Pac-10), 1978-79 - 2010-11

Pac-12 Conference (Pac-12), 2011-12-present

CONFERENCE TITLES BY SCHOOL (Includes shared titles)

1. UCLA	31
2. California	15
3. Arizona	14
4. Oregon State	12
Washington	12
6. Stanford	11
7. USC	7
8. Oregon	5
9. Idaho	2
Washington State	2
11. Arizona State	0
Colorado	0
Utah	0
Montana	0

Results since 1978-79 only (the first season of Pac-10 play from Pac-8). # - Non-Conference game

ARIZ vs. ASU

ARIZ leads all-time series, 148-82
 Longest Win Streak (Since 1978-79):
 ARIZ: 12, 1996-2001; 2002-07
 ASU: 9, 1980-1983

First meeting:

1913-14 #ARIZ... 41-17.....Tuc

1978-79 #ASU..... 84-82..... Mck
ASU..... 76-68..... UAC
ARIZ..... 85-80..... Mck
1979-80 #ASU..... 85-78..... UAC
ASU..... 97-72..... Mck
ASU..... 78-72..... UAC
1980-81 ASU..... 83-65..... UAC
ASU..... 71-66..... Mck
1981-82 ASU..... 55-54..... Mck
ASU..... 82-56..... UAC
1982-83 ASU..... 82-69..... UAC
ASU..... 77-70..... Mck
1983-84 ARIZ..... 71-49..... Mck
ARIZ..... 65-64..... UAC
1984-85 ARIZ..... 61-60..... UAC
ARIZ..... 68-48..... Mck
1985-86 ARIZ..... 62-53..... Mck
ASU..... 70-63..... UAC
1986-87 ARIZ..... 82-67..... UAC
ARIZ..... 66-54..... Mck
1987-88 ARIZ..... 99-59..... Mck
ARIZ..... 101-73..... UAC
1988-89 ARIZ..... 96-71..... UAC
ARIZ..... 109-74..... Mck
1989-90 ARIZ..... 70-61..... UAC
ARIZ..... 71-50..... Mck
1990-91 ARIZ..... 74-71..... UAC
ARIZ..... 71-50..... Mck
1991-92 ARIZ..... 92-55..... Mck
ASU..... 77-74..... UAC
1992-93 ARIZ..... 91-87..... UAC
ARIZ..... 116-80..... Mck
1993-94 ARIZ..... 98-81..... Mck
ASU..... 94-87..... UAC
1994-95 ASU..... 53-52..... UAC
ASU..... 103-98 (2OT)..... Mck
1995-96 ARIZ..... 71-69..... Mck
ARIZ..... 108-76..... UAC
1996-97 ARIZ..... 92-84..... UAC
ARIZ..... 87-71..... Mck
1997-98 ARIZ..... 127-99..... Mck
ARIZ..... 83-82..... UAC
1998-99 ARIZ..... 74-73..... WFA
ARIZ..... 86-80..... Mck
1999-00 ARIZ..... 82-55..... Mck
ARIZ..... 89-82..... WFA
2000-01 ARIZ..... 86-75..... Mck
ARIZ..... 88-58..... WFA
2001-02 ASU..... 88-72..... WFA
ARIZ..... 83-75..... Mck
ARIZ..... 73-56..... Stp (1)
2002-03 ARIZ..... 71-63..... Mck
ARIZ..... 92-72..... WFA
2003-04 ARIZ..... 93-74..... WFA
ARIZ..... 106-81..... Mck
2004-05 ARIZ..... 94-79..... Mck
ARIZ..... 70-68..... WFA
2005-06 ARIZ..... 80-70..... WFA
ARIZ..... 68-47..... Mck
2006-07 ARIZ..... 71-47..... Mck
ARIZ..... 61-58..... WFA
2007-08 ASU..... 64-59 (OT)..... WFA
ASU..... 59-54..... Mck
2008-09 ASU..... 53-47..... Mck
ASU..... 70-68..... WFA
ASU..... 68-56..... Stp (1)

2009-10 ARIZ..... 77-58..... WFA
ASU..... 73-69..... Mck
2010-11 ARIZ..... 80-69..... Mck
ARIZ..... 67-52..... WFA
2011-12 ARIZ..... 68-51..... Mck
ASU..... 87-80..... WFA
2012-13 ARIZ..... 71-54..... WFA
ARIZ..... 73-58..... Mck
2013-14 ARIZ..... 91-68..... Mck
ASU..... 69-66 (2OT)..... WFA
2014-15 ARIZ..... 73-49..... Mck
ASU..... 81-78..... WFA
2015-16 ARIZ..... 94-82..... WFA
ARIZ..... 99-61..... Mck

ARIZ vs. CAL

ARIZ leads all-time series, 60-31
 Longest Win Streak (Since 1978-79):
 ARIZ: 10, 2000-2004
 CAL: 4, 1982-1983

First meeting:

1923-24 #CAL... 38-30.....Oak

1978-79 ARIZ..... 69-64..... Mck
ARIZ..... 83-75..... H
1979-80 ARIZ..... 89-81..... H
ARIZ..... 65-62..... Mck
1980-81 ARIZ..... 73-71..... H
ARIZ..... 83-72..... Mck
1981-82 CAL..... 85-73..... Mck
CAL..... 63-59..... H
1982-83 CAL..... 59-57..... H
CAL..... 84-59..... Mck
1983-84 ARIZ..... 56-50..... Mck
CAL..... 70-62..... H
1984-85 ARIZ..... 69-67..... H
ARIZ..... 66-48..... Mck
1985-86 ARIZ..... 79-72 (2OT)..... Mck
ARIZ..... 61-52..... H
1986-87 CAL..... 82-81 (2OT)..... Mck
ARIZ..... 70-51..... H
1987-88 ARIZ..... 80-51..... Mck
ARIZ..... 74-62..... H
ARIZ..... 88-64..... Mck (1)
1988-89 ARIZ..... 64-55..... H
ARIZ..... 86-59..... Mck
1989-90 ARIZ..... 71-70 (OT)..... Mck
ARIZ..... 93-68..... H
1990-91 CAL..... 85-78..... H
ARIZ..... 100-63..... Mck
1991-92 ARIZ..... 80-68..... H
ARIZ..... 100-77..... Mck
1992-93 ARIZ..... 93-81..... Mck
CAL..... 74-71..... OC
1993-94 CAL..... 98-93 (OT)..... Mck
ARIZ..... 96-77..... H
1994-95 ARIZ..... 99-86..... H
&CAL..... 74-72..... Mck
1995-96 ARIZ..... 71-68..... Mck
&CAL..... 99-75..... OC
1996-97 ARIZ..... 81-80..... Mck
CAL..... 79-77..... CP
1997-98 ARIZ..... 70-57..... TNA
ARIZ..... 76-73..... Mck
1998-99 ARIZ..... 91-74..... Mck
CAL..... 89-76..... TNA
1999-00 ARIZ..... 65-61..... HP
ARIZ..... 70-61..... Mck
2000-01 ARIZ..... 78-75..... Mck
ARIZ..... 78-76..... HP
2001-02 ARIZ..... 68-58..... HP
ARIZ..... 99-53..... Mck
ARIZ..... 90-78..... Stp (1)
2002-03 ARIZ..... 95-80..... Mck

ARIZ..... 88-75..... HP
2003-04 ARIZ..... 95-75..... Mck
CAL..... 87-83..... HP
2004-05 ARIZ..... 87-67..... HP
ARIZ..... 97-76..... Mck
ARIZ..... 88-63..... Stp (1)
2005-06 ARIZ..... 66-55..... Mck
CAL..... 75-66..... HP
2006-07 ARIZ..... 94-85..... Mck
ARIZ..... 70-65..... HP
2007-08 ARIZ..... 79-75..... HP
ARIZ..... 83-73..... Mck
2008-09 CAL..... 69-55..... HP
CAL..... 83-77..... Mck
2009-10 ARIZ..... 76-72..... Mck
CAL..... 95-71..... HP
2010-11 ARIZ..... 73-71..... Mck
ARIZ..... 107-105 (3 OT)..... HP
2011-12 ARIZ..... 78-74..... HP
2012-13 CAL..... 77-69..... Mck
2013-14 CAL..... 60-58..... HP
ARIZ..... 87-59..... Mck
2014-15 ARIZ..... 73-50..... HP
ARIZ..... 99-60..... Mck
ARIZ..... 73-51..... MGM (1)
2015-16 CAL..... 74-73..... HP
ARIZ..... 64-61..... Mck

ARIZ vs. COLO

ARIZ leads all-time series, 14-12
 Longest Win Streak:
 ARIZ: 6, 2013-2015
 COLO: 4, 1960-1961

First meeting:

1960-61 COLO.... 82-72.....BDG

2011-12 COLO.... 64-63.....CEC
ARIZ..... 71-57..... Mck
COLO.... 53-51..... Stp (1)
2012-13 ARIZ..... 92-83..... Mck
COLO.... 71-58.....CEC
ARIZ..... 79-69..... MGM (1)
2013-14 ARIZ..... 69-57..... Mck
ARIZ..... 88-61.....CEC
ARIZ..... 63-43..... MGM (1)
2014-15 ARIZ..... 68-54..... Mck
ARIZ..... 82-54.....CEC
2015-16 COLO.... 75-72.....CEC
ARIZ..... 82-78..... MGM (1)

ARIZ vs. ORE

ARIZ leads all-time series, 49-28
 Longest Win Streak (Since 1978-79):
 ARIZ: 12, 1991-1997
 ORE: 3, 1983-1984; 2007-08

First meeting:

1978-79 ORE..... 63-60..... Mca

1978-79 ORE..... 63-60..... Mca
ARIZ..... 69-67 (OT)..... Mck
1979-80 ORE..... 90-73..... Mck
ORE..... 76-62..... Mca
1980-81 ARIZ..... 73-70..... Mck
ORE..... 79-75..... Mca
1981-82 ORE..... 97-88..... Mca
ARIZ..... 97-78..... Mck
1982-83 ORE..... 86-84..... Mck
ORE..... 63-57 (OT)..... Mca
1983-84 ORE..... 69-55..... Mca
ARIZ..... 75-67 (OT)..... Mck
1984-85 ARIZ..... 73-54..... Mca
ORE..... 43-40..... Mck
1985-86 ARIZ..... 85-68..... Mck

ARIZ..... 65-59..... Mca
1986-87 ORE..... 55-54 (OT)..... Mca
ARIZ..... 68-53..... Mck
ORE..... 72-63..... PP (1)
1987-88 ARIZ..... 70-54..... Mca
ARIZ..... 89-57..... Mck
1988-89 ARIZ..... 95-71..... Mck
ARIZ..... 78-57..... Mca
1989-90 ORE..... 68-63..... Mca
ARIZ..... 84-58..... Mck
1990-91 ORE..... 62-58..... Mca
ARIZ..... 107-65..... Mck
1991-92 ARIZ..... 104-53..... Mck
ARIZ..... 104-56..... Mca
1992-93 ARIZ..... 92-60..... Mca
ARIZ..... 99-68..... Mck
1993-94 ARIZ..... 98-86..... Mck
ARIZ..... 75-71..... Mca
1994-95 ARIZ..... 97-89..... Mca
ARIZ..... 97-76..... Mck
1995-96 ARIZ..... 81-63..... Mck
ARIZ..... 70-65..... Mca
1996-97 ARIZ..... 88-66..... Mck
ORE..... 78-72..... Mca
1997-98 ARIZ..... 87-57..... Mck
ARIZ..... 81-66..... Mca
1998-99 ARIZ..... 85-83..... Mca
ARIZ..... 92-86..... Mck
1999-00 ARIZ..... 77-71..... Mck
ORE..... 86-81..... Mca
2000-01 ORE..... 79-67..... Mca
ARIZ..... 104-65..... Mck
2001-02 ORE..... 105-75..... Mca
ORE..... 90-80..... Mck
2002-03 ARIZ..... 81-72..... Mca
ARIZ..... 88-80..... Mck
2003-04 ARIZ..... 90-66..... Mck
ARIZ..... 100-87..... Mca
2004-05 ARIZ..... 74-66..... Mca
ARIZ..... 92-67..... Mck
2005-06 ORE..... 73-68..... Mca
ARIZ..... 70-68..... Mck
2006-07 ORE..... 79-77..... Mck
ARIZ..... 77-74..... Mca
ORE..... 69-50..... Stp (1)
2007-08 ORE..... 84-74..... Mck
ORE..... 78-69..... Mca
2008-09 ARIZ..... 67-52..... Mck
ARIZ..... 87-77..... Mca
2009-10 ARIZ..... 74-60..... Mca
ARIZ..... 70-57..... Mck
2010-11 ARIZ..... 76-57..... Mca
ARIZ..... 90-82..... Mck
2011-12 ORE..... 59-57..... Mck
2012-13 ORE..... 70-66..... MK
2013-14 ARIZ..... 67-65..... Mck
ORE..... 64-57..... MK
2014-15 ARIZ..... 80-62..... MK
ARIZ..... 90-56..... Mck
ARIZ..... 80-52..... MGM (1)
2015-16 ORE..... 83-75..... Mck
ORE..... 95-89 (OT)..... MGM (1)

ARIZ vs. OSU

ARIZ leads all-time series, 60-21
 Longest Win Streak (Since 1978-79):
 ARIZ: 17, 1990-1998
 OSU: 11, 1979-1984

First meeting:

1976-77 #ARIZ... 81-73.....G

1978-79 OSU..... 116-80.....G
OSU..... 93-79..... Mck

1995-96 ARIZ 93-81..... Mck
 ARIZ 86-72..... SA
 1996-97 USC 75-62..... SA
 ARIZ 101-77..... Mck
 1997-98 ARIZ 91-72..... Mck
 USC 91-90 (OT)..... SA
 1998-99 ARIZ 87-78..... SA
 ARIZ 88-73..... Mck
 1999-00 USC 80-72..... SA
 ARIZ 92-85..... Mck
 2000-01 ARIZ 71-58..... Mck
 ARIZ 105-61..... SA
 2001-02 ARIZ 97-80..... Mck
 USC 94-89..... SA
 ARIZ 81-71..... Stp (1)
 2002-03 ARIZ 81-72..... SA
 ARIZ 86-59..... Mck
 2003-04 USC 99-90..... SA
 ARIZ 97-70..... Mck
 ARIZ 79-76..... Stp (1)
 2004-05 ARIZ 77-68..... Mck
 ARIZ 88-76..... SA
 2005-06 ARIZ 74-63..... Mck
 USC 77-70..... SA
 2006-07 USC 80-73..... GC
 USC 80-75..... Mck
 2007-08 ARIZ 80-69..... GC
 USC 70-58..... Mck
 2008-09 USC 65-64..... GC
 ARIZ 83-76..... Mck
 2009-10 USC 56-50..... GC
 ARIZ 86-84 (2OT)..... Mck
 2010-11 ARIZ 82-73..... Mck
 USC 65-57..... GC
 ARIZ 67-62..... Stp (1)
 2011-12 ARIZ 57-46..... GC
 ARIZ 70-54..... Mck
 2012-13 ARIZ 74-50..... Mck
 USC 89-78..... GC
 2013-14 ARIZ 73-53..... GC
 2014-15 ARIZ 87-57..... Mck
 2015-16 USC 103-101 (4OT)..... GC
 ARIZ 86-78..... Mck

ARIZ vs. UTAH

Arizona leads all-time series, 30-29

Longest Win Streak:

UTAH: 9, 1953-63

ARIZ: 12, 2004-2015

First meeting:

1953-54 Utah 65-57..... BDG

2011-12 ARIZ 77-51..... JMHC
 ARIZ 70-61..... Mck
 2012-13 ARIZ 60-57..... Mck
 ARIZ 68-64..... JMHC
 2013-14 ARIZ 65-56..... Mck
 ARIZ 76-63 (OT)..... JMHC
 ARIZ 71-39..... MGM (1)
 2014-15 ARIZ 69-51..... Mck
 ARIZ 63-57..... JMHC
 2015-16 UTAH 70-64..... JMHC

ARIZ vs. WASH

ARIZ leads all-time series, 50-28

Longest Win Streak (Since 1978-79):

ARIZ: 10, 1986-1990

WASH: 6, 1982-1984

First meeting:

1964-65 #ARIZ... 77-63..... LA

1978-79 WASH ... 75-66..... HE
 ARIZ 71-68..... Mck
 1979-80 ARIZ 67-65..... Mck

WASH ... 75-72..... HE
 1980-81 ARIZ 84-77..... HE
 ARIZ 68-66 (OT)..... Mck
 1981-82 WASH ... 60-57..... Mck
 WASH ... 86-62..... HE
 1982-83 WASH ... 74-61..... HE
 WASH ... 80-72..... Mck
 1983-84 WASH ... 55-53..... Mck
 WASH ... 56-51..... HE
 1984-85 ARIZ 69-56..... Mck
 WASH ... 60-58..... HE
 1985-86 ARIZ 70-57..... HE
 ARIZ 77-56..... Mck
 1986-87 ARIZ 73-72..... HE
 ARIZ 81-70..... Mck
 1987-88 ARIZ 110-71..... HE
 ARIZ 89-71..... Mck
 1988-89 ARIZ 116-61..... Mck
 ARIZ 85-68..... HE
 1989-90 ARIZ 65-51..... Mck
 ARIZ 75-60..... HE
 1990-91 WASH ... 70-56..... HE
 ARIZ 85-56..... Mck
 1991-92 WASH ... 62-60..... HE
 ARIZ 85-51..... Mck
 1992-93 ARIZ 93-76..... Mck
 ARIZ 81-72..... HE
 1993-94 WASH ... 74-69..... HE
 ARIZ 95-62..... Mck
 1994-95 ARIZ 91-65..... Mck
 ARIZ 63-54..... HE
 1995-96 WASH ... 80-79 (OT)..... Mck
 ARIZ 67-65..... HE
 1996-97 WASH ... 92-88..... HE
 ARIZ 103-82..... Mck
 1997-98 ARIZ 110-91..... HE
 ARIZ 112-81..... Mck
 1998-99 ARIZ 88-86..... Mck
 WASH ... 90-84..... HE
 1999-00 ARIZ 69-62..... Mck
 ARIZ 65-56..... KA
 2000-01 ARIZ 89-64..... BAHE
 ARIZ 82-62..... Mck
 2001-02 ARIZ 74-69..... BAHE
 ARIZ 91-82..... Mck
 2002-03 ARIZ 79-61..... Mck
 ARIZ 88-85 (OT)..... BAHE
 2003-04 WASH ... 96-83..... BAHE
 WASH ... 89-84..... Mck
 WASH ... 90-85..... Stp (1)
 2004-05 ARIZ 91-82..... Mck
 WASH ... 93-85..... BAHE
 WASH ... 81-72..... Stp (1)
 2005-06 ARIZ 98-96 (2OT)..... BAHE
 WASH ... 70-67..... Mck
 2006-07 ARIZ 96-87..... BAHE
 ARIZ 84-54..... Mck
 2007-08 ARIZ 84-69..... Mck
 WASH ... 75-66..... BAHE
 2008-09 ARIZ 106-97..... Mck
 WASH ... 83-78..... BAHE
 2009-10 ARIZ 87-70..... Mck
 WASH ... 81-75..... BAHE
 2010-11 WASH ... 85-68..... AAA
 ARIZ 87-86..... Mck
 WASH ... 77-75 (OT)..... Stp (1)
 2011-12 WASH ... 69-67..... Mck
 WASH ... 79-70..... AAA
 2012-13 ARIZ 57-53..... AAA
 ARIZ 70-52..... Mck
 2013-14 ARIZ 71-62..... Mck
 2014-15 ARIZ 88-62..... AAA
 2015-16 ARIZ 99-67..... Mck
 ARIZ 77-72..... AAA

ARIZ vs. WSU

ARIZ leads all-time series, 61-16

Longest Win Streak (Since 1978-79):

ARIZ: 38, 1986-2005

WSU: 3, 1980-1981, 2009-10

First meeting:

1959-60 #WSU... 64-58..... B

1978-79 WSU 74-68..... F
 ARIZ 78-72..... Mck
 1979-80 WSU 59-57..... Mck
 WSU 74-71..... F
 1980-81 WSU 80-71..... F
 ARIZ 77-73..... Mck
 1981-82 WSU 59-53..... Mck
 ARIZ 58-56..... F
 1982-83 WSU 86-64..... F
 WSU 75-65..... Mck
 1983-84 WSU 51-49..... Mck
 ARIZ 86-68..... F
 1984-85 ARIZ 73-56..... Mck
 ARIZ 63-60..... F
 1985-86 WSU 65-63 (OT)..... F
 ARIZ 62-61..... Mck
 1986-87 ARIZ 96-59..... B
 ARIZ 84-58..... Mck
 1987-88 ARIZ 89-55..... F
 ARIZ 79-41..... Mck
 1988-89 ARIZ 76-59..... Mck
 ARIZ 74-48..... F
 ARIZ 62-54..... For (1)
 1989-90 ARIZ 65-51..... Mck
 ARIZ 86-62..... F
 1990-91 ARIZ 84-69..... F
 ARIZ 84-71..... Mck
 1991-92 ARIZ 78-65..... F
 ARIZ 94-72..... Mck
 1992-93 ARIZ 87-63..... Mck
 ARIZ 70-64..... F
 1993-94 ARIZ 80-68..... F
 ARIZ 85-69..... Mck
 1994-95 ARIZ 84-76..... Mck
 ARIZ 114-111 (2OT)..... F
 1995-96 ARIZ 96-78..... Mck
 ARIZ 72-62..... F
 1996-97 ARIZ 87-78..... F
 ARIZ 100-86..... Mck
 1997-98 ARIZ 94-81..... F
 ARIZ 83-61..... Mck
 1998-99 ARIZ 98-87..... Mck
 ARIZ 81-79..... F
 1999-00 ARIZ 80-75..... Mck
 ARIZ 73-50..... F
 2000-01 ARIZ 84-51..... F
 ARIZ 86-51..... Mck
 2001-02 ARIZ 92-85..... F
 ARIZ 85-68..... Mck
 2002-03 ARIZ 82-69..... Mck
 ARIZ 75-62..... F
 2003-04 ARIZ 61-57..... F
 ARIZ 72-60..... Mck
 2004-05 WSU 70-63..... Mck
 ARIZ 57-56 (OT)..... F
 2005-06 ARIZ 70-52..... F
 ARIZ 66-61..... Mck
 2006-07 WSU 77-73..... F
 WSU 72-66..... Mck
 2007-08 ARIZ 76-64..... Mck
 ARIZ 65-55..... F
 2008-09 ARIZ 66-56..... Mck
 WSU 69-53..... F
 2009-10 WSU 78-76..... Mck
 WSU 78-60..... F
 2010-11 ARIZ 65-63..... F
 ARIZ 79-70..... Mck

2011-12 ARIZ 85-61..... Mck
 ARIZ 76-72..... F
 2012-13 ARIZ 79-65..... F
 ARIZ 73-56..... Mck
 2013-14 ARIZ 60-25..... Mck
 2014-15 ARIZ 86-59..... F
 2015-16 ARIZ 90-66..... Mck
 ARIZ 79-64..... F

ASU vs. CAL

ASU leads all-time series, 40-39

Longest Win Streak (Since 1978-79):

ASU: 7, 1983-1986

CAL: 5, 1989-1991, 2010-12

First meeting:

1955-56 #CAL ... 64-59..... SDG

1978-79 CAL 70-59..... UAC
 ASU 91-55..... H
 1979-80 ASU 74-63..... H
 ASU 69-58..... UAC
 1980-81 ASU 84-81 (2OT)..... H
 ASU 81-68..... UAC
 1981-82 ASU 70-57..... UAC
 CAL 70-65..... H
 1982-83 ASU 72-65..... H
 ASU 79-69..... UAC
 1983-84 ASU 75-60..... UAC
 ASU 59-54..... H
 1984-85 ASU 77-70..... H
 ASU 61-60..... UAC
 1985-86 ASU 69-67..... UAC
 CAL 83-61..... H
 1986-87 ASU 61-53..... UAC
 CAL 71-65..... H
 1987-88 ASU 82-60..... UAC
 ASU 88-75..... H
 1988-89 CAL 84-60..... H
 CAL 73-63..... UAC
 1989-90 CAL 68-66..... UAC
 CAL 69-60..... H
 1990-91 CAL 76-65..... H
 ASU 87-78..... UAC
 1991-92 CAL 68-61..... H
 ASU 74-71..... UAC
 1992-93 ASU 90-83..... UAC
 CAL 91-67..... OC
 1993-94 ASU 63-60..... UAC
 CAL 95-78..... H
 1994-95 ASU 73-68..... OC
 ASU 100-81..... UAC
 1995-96 ASU 56-53..... UAC
 CAL 97-82..... H
 1996-97 ASU 64-60..... UAC
 CAL 84-66..... H
 1997-98 CAL 82-77..... TNA
 ASU 99-80..... UAC
 1998-99 ASU 69-66..... WFA
 CAL 78-73..... TNA
 1999-00 ASU 111-108 (2OT)..... HP
 ASU 85-76..... WFA
 2000-01 CAL 82-67..... WFA
 CAL 86-67..... HP
 2001-02 CAL 67-59..... HP
 CAL 91-80..... WFA
 2002-03 ASU 75-70..... WFA
 CAL 80-72..... HP
 2003-04 CAL 74-62..... WFA
 CAL 85-83..... HP
 2004-05 ASU 79-70..... HP
 CAL 84-82..... WFA
 2005-06 CAL 88-58..... WFA
 ASU 65-64 (2OT)..... HP
 2006-07 CAL 66-62 (OT)..... WFA
 ASU 42-41..... HP

PAC-12 TEAM VS. TEAM RESULTS

2007-08 ASU..... 99-90 (20T)..... HP
CAL 76-73..... WFA
2008-09 CAL 81-71..... HP
ASU..... 83-66..... WFA
2009-10 CAL 78-70..... WFA
CAL 62-46..... HP
2010-11 CAL 65-61..... WFA
CAL 66-62..... HP
2011-12 CAL 68-47..... HP
2012-13 ASU..... 66-62..... WFA
2013-14 ASU..... 89-78 (OT)..... HP
ASU..... 78-60..... WFA
2014-15 ASU..... 79-44..... HP
ASU..... 74-70..... WFA
2015-16 CAL 75-70..... HP
CAL 68-65..... WFA

ASU vs. COLO

COLO leads all-time series, 7-6
Longest Win Streak:
ASU: 3, 2013-14
COLO: 3, 1968-2012

First meeting:
1962-63 ASU..... 71-53..... SDG

2011-12 COLO... 69-54..... CEC
COLO... 63-49..... WFA
2012-13 ASU..... 65-56..... WFA
ASU..... 63-62..... CEC
2013-14 ASU..... 72-51..... WFA
COLO... 61-52..... CEC
2014-15 ASU..... 76-72..... WFA
COLO... 87-81..... CEC
2015-16 COLO... 79-69..... CEC

ASU vs. ORE

ASU leads all-time series, 42-38
Longest Win Streak (Since 1978-79):
ASU: 8, 1990-1994
ORE: 5, 1986-1988

First meeting:
1960-61 #ORE... 71-55..... McA

1978-79 ASU..... 65-45..... McA
ORE..... 70-63..... UAC
1979-80 ASU..... 103-77..... UAC
ASU..... 88-65..... McA
1980-81 ASU..... 104-64..... UAC
ASU..... 78-77 (OT)..... McA
1981-82 ORE..... 82-65..... McA
ASU..... 80-62..... UAC
1982-83 ASU..... 54-52..... UAC
ASU..... 81-80 (OT)..... McA
1983-84 ORE..... 80-69..... McA
ASU..... 60-56..... UAC
1984-85 ORE..... 81-72..... McA
ASU..... 65-64..... UAC
1985-86 ASU..... 76-58..... UAC
ORE..... 89-65..... McA
1986-87 ORE..... 77-69..... McA
ORE..... 70-62..... UAC
1987-88 ORE..... 86-84..... McA
ORE..... 87-82 (OT)..... UAC
1988-89 ASU..... 72-70..... UAC
ASU..... 98-94..... McA
1989-90 ORE..... 63-61..... McA
ASU..... 75-71..... UAC
1990-91 ASU..... 99-84..... McA
ASU..... 87-84 (OT)..... UAC
1991-92 ASU..... 71-62..... UAC
ASU..... 58-48..... McA
1992-93 ASU..... 99-84..... McA
ASU..... 103-88..... UAC
1993-94 ASU..... 84-78..... UAC

ORE..... 87-80..... McA
1994-95 ASU..... 79-76..... McA
ORE..... 72-73..... UAC
1995-96 ORE..... 81-70..... UAC
ASU..... 74-73..... McA
1996-97 ORE..... 76-51..... UAC
ORE..... 85-77..... McA
1997-98 ASU..... 67-51..... UAC
ORE..... 97-73..... McA
1998-99 ASU..... 64-60..... McA
ORE..... 76-75..... WFA
1999-00 ORE..... 86-73..... WFA
ORE..... 76-74..... McA
2000-01 ASU..... 99-72..... McA
ASU..... 86-74..... WFA
2001-02 ORE..... 103-90..... McA
ASU..... 95-88..... WFA
2002-03 ORE..... 94-73..... McA
ASU..... 91-77..... WFA
ORE..... 83-82..... Stp (1)
2003-04 ORE..... 83-76..... WFA
ASU..... 86-75..... McA
2004-05 ASU..... 64-51..... McA
ASU..... 66-56..... WFA
2005-06 ORE..... 67-53..... McA
ORE..... 98-87..... WFA
2006-07 ORE..... 60-55..... WFA
ORE..... 55-51..... McA
2007-08 ASU..... 62-54..... WFA
ORE..... 67-61..... McA
2008-09 ASU..... 76-58..... WFA
ASU..... 66-57..... McA
2009-10 ASU..... 76-57..... McA
ASU..... 61-51..... WFA
2010-11 ASU..... 60-55..... McA
ASU..... 73-53..... WFA
ORE..... 76-69..... Stp (1)
2011-12 ORE..... 67-59..... WFA
2012-13 ORE..... 68-65..... MK
2013-14 ASU..... 74-72..... WFA
ORE..... 85-78..... MK
2014-15 ORE..... 59-56..... MK
ORE..... 68-67 (OT)..... WFA
2015-16 ORE..... 91-74..... WFA

ASU vs. OSU

OSU leads all-time series, 45-38
Longest Win Streak (Since 1978-79):
ASU: 6, 2008-10
OSU: 9, 1986-90

First meeting:
1960-61 #ASU... 79-77..... SDG

1978-79 OSU..... 97-80..... G
ASU..... 85-72..... UAC
1979-80 OSU..... 63-59..... UAC
OSU..... 82-75 (OT)..... G
1980-81 OSU..... 71-67..... UAC
ASU..... 87-67..... G
1981-82 OSU..... 74-43..... G
ASU..... 68-60..... UAC
1982-83 OSU..... 68-59..... UAC
OSU..... 108-93..... G
1983-84 OSU..... 67-62..... G
OSU..... 69-58..... UAC
1984-85 ASU..... 83-82 (20T)..... G
OSU..... 75-64..... UAC
1985-86 ASU..... 71-56..... UAC
OSU..... 75-69 (OT)..... G
1986-87 OSU..... 81-75..... G
OSU..... 86-71..... UAC
1987-88 OSU..... 76-68..... G
OSU..... 78-75..... UAC
1988-89 OSU..... 85-65..... UAC
OSU..... 89-83..... G

1989-90 OSU..... 87-64..... G
OSU..... 73-59..... UAC
ASU..... 83-75..... UAC (1)
1990-91 OSU..... 91-69..... G
ASU..... 84-69..... UAC
1991-92 OSU..... 61-47..... UAC
OSU..... 80-72..... G
1992-93 ASU..... 82-73..... G
ASU..... 76-61..... UAC
1993-94 ASU..... 88-82..... UAC
ASU..... 80-60..... G
1994-95 OSU..... 83-70..... G
ASU..... 82-44..... UAC
1995-96 ASU..... 63-58 (OT)..... UAC
ASU..... 93-75..... G
1996-97 ASU..... 78-75 (OT)..... UAC
OSU..... 71-67..... G
1997-98 OSU..... 70-61..... UAC
ASU..... 70-63..... G
1998-99 OSU..... 81-51..... G
ASU..... 87-66..... WFA
1999-00 ASU..... 75-64..... WFA
ASU..... 77-74 (OT)..... G
2000-01 ASU..... 73-58..... G
ASU..... 61-59..... WFA
2001-02 OSU..... 62-57..... G
ASU..... 67-58..... WFA
2002-03 ASU..... 67-47..... G
ASU..... 74-64..... WFA
2003-04 ASU..... 83-79..... WFA
OSU..... 68-61..... G
2004-05 OSU..... 88-66..... G
ASU..... 75-73..... WFA
2004-05 ASU..... 65-63 (OT)..... G
ASU..... 76-59..... WFA
OSU..... 71-68..... Stp (1)
2006-07 OSU..... 67-59..... WFA
OSU..... 59-55..... G
2007-08 ASU..... 72-53..... WFA
ASU..... 77-64..... G
2008-09 ASU..... 69-38..... WFA
ASU..... 49-38..... G
2009-10 ASU..... 66-57..... G
ASU..... 56-46..... WFA
2010-11 OSU..... 80-58..... G
ASU..... 80-66..... WFA
2011-12 ASU..... 76-66..... WFA
2012-13 ASU..... 72-62..... G
2013-14 ASU..... 86-82 (OT)..... WFA
OSU..... 78-76 (OT)..... G
2014-15 OSU..... 55-47..... G
ASU..... 73-55..... WFA
2015-16 ASU..... 86-68..... WFA
OSU..... 75-66..... MGM (1)

ASU vs. STAN

STAN leads all-time series, 48-34
Longest Win Streak (Since 1978-79):
ASU: 6, 1980-1982
STAN: 13, 1998-2004

First meeting:
1957-58 #STAN.. 78-71..... SP

1978-79 ASU..... 80-68..... UAC
STAN 75-61..... MP
1979-80 ASU..... 70-64..... MP
ASU..... 93-80..... UAC
1980-81 ASU..... 84-66..... MP
ASU..... 79-54..... UAC
1981-82 ASU..... 66-58..... UAC
ASU..... 70-69..... MP
1982-83 STAN 86-80..... MP
ASU..... 76-72 (20T)..... UAC
1983-84 STAN 64-58..... UAC
STAN 74-66..... MP

1984-85 ASU..... 89-74..... MP
ASU..... 91-75..... UAC
1985-86 STAN 66-59..... UAC
ASU..... 77-75 (OT)..... MP
1986-87 STAN 69-65..... UAC
STAN 97-92 (OT)..... MP
1987-88 ASU..... 104-80..... UAC
STAN 96-63..... MP
1988-89 STAN 94-65..... MP
STAN 75-60..... UAC
1989-90 ASU..... 64-53..... UAC
STAN 57-44..... MP
1990-91 ASU..... 58-47..... MP
ASU..... 75-57..... UAC
1991-92 STAN 86-73..... MP
ASU..... 76-71..... UAC
1992-93 ASU..... 109-87..... UAC
ASU..... 75-71..... MP
1993-94 ASU..... 78-67..... UAC
ASU..... 71-69..... MP
1994-95 STAN 91-75..... MP
ASU..... 79-70..... UAC
1995-96 STAN 67-53..... UAC
STAN 83-70..... MP
1996-97 STAN 81-65..... UAC
STAN 86-63..... MP
1997-98 ASU..... 90-87 (OT)..... MP
STAN 86-73..... UAC
1998-99 STAN 73-63..... WFA
STAN 87-77 (OT)..... MP
1999-00 STAN 86-67..... MP
STAN 65-57..... WFA
2000-01 STAN 94-77..... WFA
STAN 99-75..... MP
2001-02 STAN 90-81..... MP
STAN 81-76..... WFA
2002-03 STAN 58-57..... WFA
STAN 88-77..... MP
2003-04 STAN 63-62..... WFA
STAN 81-51..... MP
2004-05 ASU..... 81-69..... MP
ASU..... 74-67..... WFA
2005-06 STAN 70-64..... WFA
STAN 82-69..... MP
2006-07 STAN 71-60..... WFA
STAN 63-53..... MP
2007-08 STAN 67-52..... MP
ASU..... 72-68 (OT)..... WFA
2008-09 ASU..... 90-60..... MP
STAN 74-64..... WFA
2009-10 ASU..... 88-70..... WFA
ASU..... 68-60..... MP
STAN 70-61..... Stp (1)
2010-11 STAN 55-41..... WFA
STAN 83-75..... MP
2011-12 STAN 68-44..... Stp (1)
STAN 85-65..... Stp (1)
2012-13 STAN 62-59..... WFA
ASU..... 89-88 (OT)MGM (1)
2013-14 STAN 76-70..... MP
ASU..... 76-64..... WFA
STAN 78-58..... MGM (1)
2014-15 STAN 89-70..... MP
ASU..... 67-62..... WFA
2015-16 STAN 75-73..... MP
ASU..... 74-64..... WFA

ASU vs. UCLA

UCLA leads all-time series, 66-19
Longest Win Streak (Since 1978-79):
ASU: 3, 1980-1981 and 2002-2003
UCLA: 22, 1990-2000

First meeting:
1949-50 #UCLA.. 83-53..... LA

1978-79 UCLA ... 95-79..... UAC
UCLA ... 85-83.....PP
1979-80 ASU 78-76..... PP
ASU 92-80..... UAC
1980-81 ASU 78-74 (30T).... UAC
UCLA ... 64-61.....PP
1981-82 UCLA ... 75-59..... PP
UCLA ... 72-60..... UAC
1982-83 UCLA ... 87-86..... UAC
ASU 78-76.....PP
1983-84 UCLA ... 79-57..... PP
ASU 76-67..... UAC
1984-85 UCLA ... 64-61..... UAC
UCLA ... 69-65.....PP
1985-86 UCLA ... 86-75..... PP
ASU 74-73 (OT).... UAC
1986-87 UCLA ... 61-51..... UAC
ASU 67-64.....PP
UCLA ... 99-83..... PP (1)
1987-88 UCLA ... 94-81..... UAC
UCLA ... 79-73.....PP
1988-89 UCLA ... 94-84.....PP
ASU 93-86..... UAC
1989-90 UCLA ... 62-53.....PP
UCLA ... 80-72..... UAC
UCLA ... 79-78..... UAC (1)
1990-91 UCLA ... 82-68..... UAC
UCLA ... 64-44.....PP
1991-92 UCLA ... 83-62..... UAC
UCLA ... 85-77.....PP
1992-93 UCLA ... 89-85.....PP
UCLA ... 74-77..... UAC
1993-94 UCLA ... 98-81.....PP
UCLA ... 76-70..... UAC
1994-95 UCLA ... 85-72..... UAC
UCLA ... 82-77 (OT).... PP
1995-96 UCLA ... 87-73..... UAC
UCLA ... 87-70.....PP
1996-97 UCLA ... 79-62.....PP
UCLA ... 92-81..... UAC
1997-98 UCLA ... 78-73..... UAC
UCLA ... 102-94.....PP
1998-99 UCLA ... 88-85 (OT).... PP
UCLA ... 68-65..... WFA
1999-00 UCLA ... 83-77.....PP
ASU 104-75..... WFA
2000-01 UCLA ... 91-83..... WFA
UCLA ... 73-68.....PP
2001-02 UCLA ... 82-79..... WFA
ASU 69-68.....PP
2002-03 ASU 75-64.....PP
ASU 85-69..... WFA
2003-04 UCLA ... 66-58.....PP
ASU 74-62 (OT).... WFA
2004-05 UCLA ... 86-82..... WFA
UCLA ... 95-76.....PP
2005-06 UCLA ... 61-60..... WFA
UCLA ... 69-60.....PP
2006-07 UCLA ... 60-50.....PP
UCLA ... 67-61..... WFA
2007-08 UCLA ... 84-51.....PP
UCLA ... 70-49..... WFA
2008-09 ASU 61-58 (OT).... PP
ASU 74-67..... WFA
2009-10 UCLA ... 72-70.....PP
ASU 65-46..... WFA
2010-11 UCLA ... 73-72 (OT).... WFA
UCLA ... 71-53.....PP
2011-12 UCLA ... 75-58..... HC
UCLA ... 66-57..... WFA
2012-13 ASU 78-60..... WFA
UCLA ... 79-74.....PP
UCLA ... 80-75..... MGM (1)
2013-14 UCLA ... 87-72.....PP
2014-15 ASU 68-66..... WFA
2015-16 UCLA ... 81-74.....PP

UCLA ... 78-65..... WFA
ASU vs. USC
USC leads all-time series, 52-41
Longest Win Streak (Since 1978-79):
ASU: 4, 1980-1981
USC: 5, 2001-2003

First meeting:
1928-29 #USC... 44-19..... SDG

1978-79 USC 69-65..... UAC
USC 75-59..... SA
1979-80 #USC 77-66..... UAC
ASU 81-75..... SA
ASU 67-57..... UAC
1980-81 ASU 69-55..... UAC
ASU 77-61..... SA
1981-82 USC 64-57..... SA
ASU 80-62..... UAC
1982-83 ASU 75-68..... UAC
USC 94-92..... SA
1983-84 ASU 65-48..... UAC
ASU 76-73..... SA
1984-85 USC 73-54..... UAC
USC 76-60..... SA
1985-86 USC 81-72..... SA
ASU 75-67..... UAC
1986-87 USC 66-62..... UAC
ASU 69-62..... SA
1987-88 ASU 77-74..... UAC
USC 74-70..... SA
1988-89 ASU 67-62..... SA
USC 93-86..... UAC
USC 94-82..... For (1)
1989-90 USC 69-59..... LC
USC 88-63..... UAC
1990-91 ASU 84-80 (OT).... UAC
ASU 88-83..... SA
1991-92 USC 69-64..... UAC
USC 81-66..... SA
1992-93 USC 87-79..... SA
ASU 101-67..... UAC
1993-94 ASU 87-62..... LC
USC 68-56..... UAC
1994-95 ASU 81-71..... UAC
USC 74-70..... SA
1995-96 USC 80-67..... UAC
ASU 69-66..... SA
1996-97 USC 75-56..... SA
USC 72-66..... UAC
1997-98 ASU 84-81..... UAC
USC 117-71..... SA
1998-99 USC 72-70..... SA
USC 84-73..... WFA
1999-00 USC 95-92 (OT).... SA
ASU 93-81..... WFA
2000-01 USC 77-58..... WFA
USC 80-68..... SA
2001-02 USC 81-73..... WFA
USC 83-61..... SA
2002-03 USC 76-74..... SA
ASU 108-78..... WFA
2003-04 ASU 100-85..... SA
USC 93-84 (OT).... WFA
2004-05 USC 98-94..... WFA
USC 82-71..... SA
2005-06 USC 66-65..... WFA
ASU 68-65..... SA
2006-07 USC 58-49..... GC
ASU 68-58..... WFA
2007-08 USC 67-53..... GC
ASU 80-66..... WFA
USC 59-55..... Stp (1)
2008-09 USC 61-49..... GC
ASU 65-53..... WFA

USC 66-63..... Stp (1)
2009-10 USC 47-37..... GC
ASU 59-54..... WFA
2010-11 USC 63-61..... WFA
USC 62-46..... GC
2011-12 ASU 62-53..... GC
ASU 56-52..... WFA
2012-13 ASU 98-93..... WFA
USC 57-56..... GC
2013-14 ASU 79-60..... GC
2014-15 ASU 64-59..... WFA
USC 67-64..... MGM (1)
2015-16 USC 75-65..... GC
ASU 74-67..... WFA

ASU vs. UTAH
UTAH leads all-time series, 30-19
Longest Win Streak:
ASU: 5, 1973-1975
UTAH: 7, 1976-82

First meeting:
1960-61 UTAH ... 88-80..... N

2011-12 UTAH ... 64-43..... JMHC
ASU 57-52..... WFA
2012-13 ASU 55-54..... WFA
UTAH ... 60-55..... JMHC
2013-14 ASU 79-75..... WFA
UTAH ... 86-63..... JMHC
2014-15 UTAH ... 76-59..... WFA
UTAH ... 83-41..... JMHC
2015-16 UTAH ... 81-46..... JMHC

ASU vs. WASH
WASH leads all-time series, 43-37
Longest Win Streak (Since 1978-79):
ASU: 14, 1990-1996
WASH: 11, 2004-08

First meeting:
1977-78 #WASH. 68-62..... HE

1978-79 ASU 70-65..... HE
ASU 77-59..... UAC
1979-80 ASU 69-56..... UAC
ASU 75-61..... HE
1980-81 ASU 90-62..... HE
ASU 78-76..... UAC
1981-82 WASH ... 47-46..... UAC
WASH ... 59-55..... HE
1982-83 ASU 72-68..... HE
ASU 70-54..... UAC
1983-84 WASH ... 57-53..... UAC
WASH ... 70-61..... HE
1984-85 WASH ... 72-65..... UAC
WASH ... 81-63..... HE
1985-86 WASH ... 72-58..... HE
WASH ... 64-62..... UAC
1986-87 WASH ... 81-72..... HE
ASU 71-70..... UAC
1987-88 ASU 87-78..... HE
WASH ... 77-73..... UAC
WASH ... 96-82..... Mck (1)
1988-89 ASU 121-90..... UAC
WASH ... 83-72..... HE
1989-90 ASU 63-48..... UAC
ASU 58-56..... HE
ASU 57-51..... UAC (1)
1990-91 ASU 68-60..... HE
ASU 53-41..... UAC
1991-92 ASU 68-62..... HE
ASU 55-47..... UAC
1992-93 ASU 94-85..... UAC
ASU 79-74..... HE
1993-94 ASU 59-53..... HE

ASU 73-55..... UAC
ASU 78-73 (OT).... UAC
ASU 72-71..... HE
1995-96 ASU 88-79..... UAC
WASH ... 75-64..... HE
1996-97 WASH ... 72-61..... HE
WASH ... 72-69..... UAC
1997-98 WASH ... 92-70..... HE
ASU 94-85..... UAC
1998-99 ASU 96-72..... WFA
WASH ... 93-85..... HE
1999-00 ASU 90-80..... WFA
ASU 81-67..... KA
2000-01 WASH ... 70-68 (OT).... BAHE
ASU 89-57..... WFA
2001-02 WASH ... 81-68..... BAHE
ASU 86-74..... WFA
2002-03 ASU 89-57..... WFA
ASU 79-77 (OT).... BAHE
2003-04 WASH ... 90-81..... BAHE
WASH ... 96-72..... WFA
2004-05 WASH ... 79-70..... WFA
WASH ... 90-82..... BAHE
WASH ... 95-90 (OT).... Stp (1)
2005-06 WASH ... 91-67..... BAHE
WASH ... 91-66..... WFA
2006-07 WASH ... 64-53..... BAHE
WASH ... 66-61..... WFA
WASH ... 59-51..... Stp (1)
2007-08 WASH ... 72-61..... WFA
ASU 77-63..... BAHE
2008-09 WASH ... 84-71..... BAHE
WASH ... 73-70 (OT).... WFA
ASU 75-65..... Stp (1)
2009-10 ASU 68-51..... WFA
WASH ... 79-56..... BAHE
2010-11 WASH ... 88-75..... AAA
WASH ... 79-62..... WFA
2011-12 WASH ... 60-54..... WFA
WASH ... 77-69..... AAA
2012-13 WASH ... 96-92..... AAA
WASH ... 68-59..... WFA
2013-14 WASH ... 76-65..... WFA
2014-15 ASU 78-68..... AAA
2015-16 WASH ... 89-85..... WFA
WASH ... 95-83 (OT).... AAA

ASU vs. WSU
ASU leads all-time series, 39-36
Longest Win Streak (Since 1978-79):
ASU: 6, 1998-2000
WSU: 6, 2007-09

First meeting:
1959-60 #ASU... 94-70..... (n/a)

1978-79 WSU 84-67..... F
WSU 84-79..... UAC
1979-80 ASU 75-74..... UAC
WSU 71-58..... F
1980-81 ASU 62-59 (20T).... F
ASU 77-63..... UAC
1981-82 WSU 53-43..... UAC
WSU 70-68 (OT).... F
1982-83 WSU 75-74..... F
ASU 90-78..... UAC
1983-84 ASU 64-62 (OT).... UAC
ASU 67-41..... F
1984-85 ASU 63-59..... UAC
WSU 86-78..... F
1985-86 WSU 70-62..... F
ASU 80-78 (20T).... UAC
1986-87 ASU 80-64..... F
ASU 66-62..... UAC
ASU 76-60..... PP (1)
1987-88 ASU 66-65 (OT).... F

STAN	73-63	MP
1997-98 STAN	84-74	MP
STAN	74-72	TNA
1998-99 STAN	71-62	MP
STAN	57-55	TNA
1999-00 STAN	81-70	HP
STAN	101-50	MP
2000-01 STAN	84-58	MP
STAN	88-56	HP
2001-02 STAN	82-62	MP
CAL	68-54	HP
2002-03 CAL	72-59	HP
STAN	72-60	MP
2003-04 STAN	68-61	MP
STAN	69-58	HP
2004-05 STAN	74-58	HP
STAN	71-56	MP
2005-06 STAN	75-61	MP
CAL	65-62	HP
2006-07 CAL	67-63	MP
STAN	90-71	HP
2007-08 STAN	82-77	HP
STAN	79-69	MP
2008-09 STAN	75-69	MP
CAL	82-75	HP
2009-10 CAL	92-66	HP
CAL	71-61	MP
2010-11 STAN	82-68	MP
CAL	74-55	HP
2011-12 CAL	69-59	HP
STAN	75-70	MP
CAL	77-71	Stp (1)
2012-13 STAN	69-59	MP
STAN	83-70	HP
2013-14 CAL	69-62	MP
STAN	80-69	HP
2014-15 STAN	69-59	HP
STAN	72-61	MP
2015-16 STAN	77-71	MP
CAL	76-61	HP

CAL vs. UCLA

UCLA leads all-time series, 136-103
 Longest Win Streak (Since 1978-79):
 CAL: 5, 1993-1995
 UCLA: 14, 1979-1985

First meeting:
 1920-21 #CAL ... 36-28..... Berk

1978-79 UCLA	95-67	H
UCLA	79-68	PP
1979-80 UCLA	73-59	PP
UCLA	83-58	H
1980-81 UCLA	75-61	PP
UCLA	72-66	H
1981-82 UCLA	83-56	H
UCLA	70-65 (OT)	PP
1982-83 UCLA	68-63	H
UCLA	70-60	PP
1983-84 UCLA	76-54	PP
UCLA	70-62 (OT)	H
1984-85 UCLA	80-69	PP
UCLA	54-48	H
1985-86 CAL	75-67	H
UCLA	76-63	PP
1986-87 UCLA	86-81	PP
UCLA	77-72	H
UCLA	75-68	PP (1)
1987-88 CAL	83-70	H
UCLA	74-66	PP
1988-89 UCLA	76-59	PP
UCLA	81-73	H
1989-90 UCLA	95-72	H
CAL	79-78	PP
1990-91 UCLA	98-81	PP

CAL	82-79	H
1991-92 UCLA	86-66	OC
UCLA	82-76	PP
1992-93 CAL	104-82	PP
CAL	85-71	OC
1993-94 CAL	85-70	OC
CAL	92-88	PP
1994-95 CAL	100-93	PP
UCLA	104-88	H
1995-96 UCLA	73-65	OC
UCLA	93-73	PP
1996-97 UCLA	64-56	CP
CAL	71-68	PP
1997-98 UCLA	74-73	TNA
UCLA	87-84	PP
1998-99 UCLA	72-61	PP
CAL	85-67	TNA
1999-00 CAL	73-70	PP
UCLA	83-62	HP
2000-01 CAL	92-63	HP
UCLA	79-75	PP
2001-02 UCLA	64-57	PP
CAL	69-51	HP
CAL	67-61	Stp (1)
2002-03 CAL	80-69	HP
UCLA	76-75 (OT)	PP
2003-04 CAL	76-62	HP
UCLA	66-49	PP
2004-05 CAL	64-51	PP
UCLA	77-62	HP
2005-06 CAL	68-61	PP
UCLA	67-58 (OT)	HP
UCLA	71-52	Stp (1)
2006-07 UCLA	62-46	HP
UCLA	85-75	PP
CAL	76-69 (OT)	Stp (1)
2007-08 UCLA	70-58	HP
UCLA	81-80	PP
UCLA	88-66	Stp (1)
2008-09 UCLA	81-66	PP
UCLA	72-68	HP
2009-10 UCLA	76-75 (OT)	HP
CAL	72-58	PP
CAL	85-72	Stp (1)
2010-11 UCLA	86-84	PP
CAL	76-72 (OT)	HP
2011-12 CAL	85-69	HP
CAL	73-63	SA
2012-13 UCLA	79-65	SA
CAL	76-63	HP
2013-14 UCLA	76-64	PP
UCLA	86-66	HP
2014-15 UCLA	73-54	PP
CAL	64-62	HP
2015-16 CAL	75-63	HP

CAL vs. USC

CAL leads all-time series 135-123
 Longest Win Streak (Since 1978-79):
 CAL: 6, 1988-1991 and 1998-2000
 USC: 5, 1982-1984

First meeting:
 1916-17 #CAL ... 27-15..... Berk

1978-79 USC	59-54	H
USC	86-64	SA
1979-80 USC	84-74	SA
CAL	69-66	H
1980-81 USC	72-66	SA
CAL	73-71 (OT)	H
1981-82 USC	66-59	H
USC	75-70	SA
1982-83 USC	65-56	H
USC	55-53	SA
1983-84 USC	73-56	SA

CAL	46-37	H
1984-85 USC	86-80	SA
USC	75-52	H
1985-86 CAL	62-61	H
CAL	65-63	SA
1986-87 CAL	79-76	LMU
CAL	56-53	H
1987-88 USC	58-56 (2OT)	H
USC	63-46	SA
CAL	75-59	Mck (1)
1988-89 CAL	73-66	SA
CAL	74-62	H
1989-90 CAL	74-60	SA
CAL	74-70	SA
1990-91 CAL	69-66	SA
USC	85-76	H
1991-92 USC	85-83	H
USC	94-81	SA
1992-93 USC	67-65	SA
CAL	86-83 (OT)	H
1993-94 CAL	77-68	OC
USC	86-78 (OT)	SA
1994-95 CAL	77-74	SA
CAL	95-74	H
1995-96 CAL	63-60	SA
CAL	85-69	H
1996-97 CAL	83-71	CP
USC	93-85	SA
1997-98 CAL	92-82	TNA
CAL	73-43	SA
1998-99 CAL	89-75	SA
CAL	58-55	TNA
1999-00 CAL	66-62	SA
CAL	86-73	HP
2000-01 USC	80-66	HP
USC	74-69	SA
2001-02 CAL	92-91 (OT)	SA
CAL	83-64	HP
2002-03 CAL	73-68	HP
CAL	84-82	SA
USC	79-62	Stp (1)
2003-04 CAL	76-62	HP
USC	70-60	SA
2004-05 USC	83-66	SA
USC	89-70	HP
2005-06 CAL	62-58	Stp
CAL	71-60	HP
CAL	82-67	Stp (1)
2006-07 USC	76-73	HP
USC	84-66	GC
2007-08 CAL	92-82	HP
USC	93-89 (OT)	GC
2008-09 USC	73-62	GC
CAL	81-78 (OT)	HP
USC	79-75	Stp (1)
2009-10 CAL	67-59	HP
USC	66-63	GC
2010-11 CAL	68-66	GC
USC	78-75	HP
USC	70-56	Stp (1)
2011-12 CAL	53-49	HP
CAL	75-49	SA
2012-13 CAL	72-64	GC
CAL	76-68	HP
2013-14 USC	77-69	GC
CAL	77-64	HP
2014-15 USC	71-57	GC
CAL	70-69	HP
2015-16 CAL	87-65	HP

CAL vs. UTAH

All-time series tied, 13-13
 Longest Win Streak:
 CAL: 3, 1954-59 and 2011-13
 UTAH: 3, 1940-45

First meeting:
 1933-34 CAL 43-32..... UF

2011-12 CAL	81-45	HP
CAL	60-46	JMHC
2012-13 CAL	62-57	JMHC
UTAH	79-69 (OT)	MGM (1)
2013-14 UTAH	63-59	HP
2014-15 UTAH	76-61	HP
2015-16 CAL	71-58	HP
UTAH	73-64	JMHC
UTAH	82-78 (OT)	MGM (1)

CAL vs. WASH

CAL leads all-time series, 83-78
 Longest Win Streak (Since 1978-79):
 CAL: 6, 1989-1992
 WASH: 4, 1984-1985

First meeting:
 1915-16 CAL 25-20..... Berk

1978-79 CAL	45-39	H
WASH	71-56	HE
1979-80 WASH	96-71	HE
WASH	68-66	H
1980-81 CAL	74-65	H
WASH	98-75	HE
1981-82 WASH	74-62	HE
CAL	54-50	H
1982-83 WASH	58-57	HE
CAL	96-64	H
1983-84 WASH	67-50	H
WASH	54-51	HE
1984-85 WASH	72-54	HE
WASH	41-38	H
1985-86 CAL	62-60	H
CAL	78-72 (OT)	HE
1986-87 WASH	70-61	H
CAL	70-68	HE
1987-88 CAL	77-75	H
CAL	84-82 (OT)	HE
1988-89 WASH	82-80	HE
CAL	84-70	H
1989-90 CAL	63-58	HE
CAL	86-64	H
1990-91 CAL	70-68	H
CAL	67-46	HE
1991-92 CAL	76-58	HE
WASH	76-74	H
1992-93 CAL	79-65	H
CAL	76-75	HE
1993-94 CAL	79-64	H
CAL	62-56	HE
1994-95 WASH	84-76	HE
&CAL	73-74 (OT)	H
1995-96 CAL	71-69	HE
WASH	67-56	H
1996-97 CAL	80-52	HE
CAL	78-67	H
1997-98 WASH	86-84 (OT)	HE
CAL	84-67	TNA
1998-99 WASH	87-73	TNA
WASH	86-61	HE
1999-00 WASH	54-52	HP
CAL	75-64	KA
2000-01 CAL	79-64	BAHE
CAL	82-66	HP
2001-02 CAL	62-50	HP
WASH	75-60	BAHE
2002-03 CAL	73-66	BAHE
CAL	58-53	HP
2003-04 CAL	76-62	HP
WASH	76-58	BAHE
2004-05 WASH	81-67	BAHE

WASH ... 106-73..... HP
2005-06 CAL 71-69..... HP
WASH ... 73-62..... BAHE
2006-07 CAL 77-69..... HP
WASH ... 79-71..... BAHE
2007-08 CAL 79-75..... BAHE
WASH ... 87-84..... HP
CAL 84-81..... Stp (1)
2008-09 CAL 88-85 (30T).. BAHE
CAL 86-71..... HP
2009-10 WASH ... 84-69..... BAHE
CAL 93-81..... HP
WASH ... 79-75..... Stp (1)
2010-11 WASH ... 92-71..... HP
WASH ... 109-77..... AAA
2011-12 CAL 69-66..... AAA
2012-13 WASH ... 62-47..... HP
2013-14 CAL 82-56..... HP
CAL 72-59..... AAA
2014-15 CAL 81-75..... HP
CAL 90-88..... AAA
2015-16 CAL 78-75..... AAA

CAL vs. WSU

CAL leads all-time series, 79-48
 Longest Win Streak (Since 1978-79):
 CAL: 6, 2000-2001
 WSU: 5, 1991-1993

First meeting:
 1916-17 CAL 28-20..... Berk

1978-79 CAL 67-65..... H
WSU 68-52..... F
1979-80 WSU 83-64..... F
WSU 80-68..... H
1980-81 WSU 63-52..... H
CAL 73-65..... F
1981-82 WSU 57-55 (OT)..... F
WSU 49-48..... H
1982-83 WSU 66-64..... F
WSU 56-54..... H
1983-84 CAL 68-63 (OT)..... H
WSU 71-62..... F
1984-85 WSU 86-67..... F
CAL 67-58..... H
1985-86 CAL 84-68..... H
WSU 81-78 (OT)..... F
1986-87 CAL 92-58..... H
CAL 68-66..... F
1987-88 WSU 59-37..... H
CAL 82-76..... F
1988-89 CAL 63-62..... F
CAL 86-69..... H
1989-90 CAL 72-67..... H
CAL 69-51..... F
1990-91 WSU 90-81..... H
WSU 84-75..... F
1991-92 WSU 101-83..... F
WSU 79-72..... H
1992-93 WSU 83-75..... H
CAL 76-67..... F
1993-94 CAL 70-54..... H
WSU 94-82..... F
1994-95 WSU 83-71..... F
WSU 92-89..... H
1995-96 &CAL 87-79..... F
CAL 71-67..... H
1996-97 CAL 77-75 (20T)..... H
WSU 89-87..... F
1997-98 CAL 86-75..... F
CAL 69-60..... TNA
1998-99 CAL 75-68..... TNA
WSU 79-73..... F
1999-00 CAL 80-46..... HP
WSU 81-78..... F

2000-01 CAL 75-71 (OT)..... F
CAL 84-65..... HP
2001-02 CAL 90-57..... HP
CAL 77-56..... F
2002-03 CAL 76-63..... F
CAL 63-53..... HP
2003-04 WSU 55-50..... HP
WSU 70-58..... F
2004-05 CAL 59-47..... F
CAL 63-57 (OT)..... HP
2005-06 CAL 55-53..... HP
CAL 43-41..... F
2006-07 WSU 73-56..... HP
WSU 59-46..... F
2007-08 CAL 69-64..... F
WSU 70-49..... HP
2008-09 CAL 57-50..... F
CAL 71-63..... HP
2009-10 CAL 93-88..... F
CAL 86-70..... HP
2010-11 CAL 88-81 (OT)..... HP
WSU 75-71..... F
2011-12 WSU 77-75..... F
2012-13 CAL 67-54..... HP
2013-14 CAL 76-55..... HP
CAL 80-76 (OT)..... F
2014-15 WSU 69-66..... HP
CAL 76-67..... F
CAL 84-59..... MGM (1)
2015-16 CAL 80-62..... F

COLO vs. ORE

COLO leads all-time series, 9-6
 Longest Win Streak:
 COLO: 4, 2012-2014
 ORE: 2, 1984-04, 2015-2016

First meeting:
 1955-56 COLO 68-49..... McA

2011-12 COLO 72-71..... CEC
ORE 90-81..... MK
COLO 63-62..... Stp (1)
2012-13 COLO 48-47..... MK
COLO 76-53..... CEC
2013-14 COLO 100-91..... CEC
2014-15 ORE 73-60..... MK
ORE 93-85..... MGM (1)
2015-16 COLO 91-87..... CEC
ORE 76-56..... MK

COLO vs. OSU

COLO leads all-time series, 12-6
 Longest Win Streak:
 COLO: 5, 1940-2004
 OSU: 2, 2004-2009

First meeting:
 1940-41 COLO 38-29..... BF

2011-12 COLO 82-60..... CEC
OSU 83-69..... G
2012-13 COLO 72-68..... G
OSU 64-58..... CEC
COLO 74-68..... MGM (1)
2013-14 COLO 64-58..... CEC
2014-15 OSU 72-58..... G
COLO 78-71..... MGM (1)
2015-16 COLO 71-54..... CEC
OSU 60-56..... G

COLO vs. STAN

COLO leads all-time series, 10-8
 Longest Win Streak:
 COLO: 6, 2013-current
 STAN: 5, 1991-2012

First meeting:
 1932-33 STAN 25-21..... (B)

2011-12 STAN 84-64..... MP
STAN 74-50..... CEC
2012-13 COLO 75-54..... CEC
COLO 65-63..... MP
2013-14 COLO 59-56..... MP
2014-15 COLO 64-58..... CEC
2015-16 COLO 56-55..... MP
COLO 91-75..... CEC

COLO vs. UCLA

UCLA leads all-time series, 10-2
 Longest Win Streak:
 COLO: 1, 1962, 2015
 UCLA: 5, 1978-14

First meeting:
 1954-55 UCLA 65-62..... LA

2011-12 UCLA 77-60..... SA
2012-13 UCLA 78-75..... CEC
2013-14 UCLA 69-56..... PP
UCLA 92-74..... CEC
2014-15 COLO 62-56..... CEC
UCLA 72-59..... PP
2015-16 UCLA 77-53..... PP

COLO vs. USC

COLO leads all-time series, 9-4
 Longest Win Streak:
 COLO: 6, 2013-current
 USC: 2, 1969-76

First meeting:
 1940-41 USC 38-32.... KC (NCAA)

2011-12 COLO 74-50..... GC
2012-13 COLO 66-60..... CEC
2013-14 COLO 83-62..... CEC
COLO 83-74..... GC
2014-15 COLO 86-65..... CEC
COLO 98-94 (30T)..... GC
2015-16 USC 79-72..... GC

COLO vs. UTAH

COLO leads all-time series, 26-19
 Longest Win Streak:
 COLO: 7, 1938-1941
 UTAH: 3, 1913-1914, 1947-50

First meeting:
 1912-13 UTAH ... 39-10..... SLC

2011-12 COLO 73-33..... CEC
COLO 55-48..... JMHC
COLO 53-41..... Stp (1)
2012-13 UTAH ... 58-55..... JMHC
COLO 60-50..... CEC
2013-14 COLO 79-75 (OT)..... CEC
UTAH ... 75-64..... JMHC
2014-15 COLO 79-51..... CEC
2015-16 UTAH ... 56-54..... CEC
UTAH ... 57-55..... JMHC

COLO vs. WASH

WASH leads all-time series, 11-10
 Longest Win Streak:
 COLO: 2, 1954-57; 1959
 WASH: 4, 1972-78

First meeting:
 1953-54 COLO 81-60..... N

2011-12 COLO 87-69..... CEC

2012-13 WASH ... 64-54..... AAA
2013-14 WASH ... 71-54..... AAA
COLO 91-65..... CEC
2014-15 WASH ... 52-50..... CEC
COLO 67-64..... AAA
2015-16 WASH ... 95-83..... AAA
COLO 81-80..... CEC

COLO vs. WSU

COLO leads all-time series, 8-2
 Longest Win Streak:
 COLO: 5, 2012-15
 WSU: 1, 1969

First meeting:
 1952-53 COLO 76-46..... BF

2011-12 COLO 71-60..... CEC
2012-13 COLO 58-49..... F
2013-14 COLO 71-70 (OT)..... F
COLO 68-63..... CEC
2014-15 COLO 90-58..... CEC
WSU 96-91 (OT)..... F
2015-16 COLO 75-70..... F
COLO 88-81 (20T)..... CEC

ORE vs. OSU

OSU leads all-time series, 186-160
 Longest Win Streak (Since 1978-79):
 ORE: 10, 1999-2004
 OSU: 15, 1980-1986

First meeting:
 1902-03 #OSU 32-2..... Eug

1978-79 OSU 85-58..... G
#OSU 85-62..... MC
ORE 45-44..... McA
1979-80 OSU 75-66..... G
OSU 67-55..... McA
1980-81 #OSU 67-57..... MC
OSU 82-55..... G
OSU 78-61..... McA
1981-82 OSU 76-61..... McA
OSU 94-51..... G
1982-83 OSU 63-46..... G
OSU 62-60..... McA
1983-84 #OSU 63-59 (OT)..... MC
OSU 70-66..... McA
OSU 29-23..... G
1984-85 OSU 59-54..... G
OSU 53-51..... McA
1985-86 OSU 63-56..... McA
ORE 60-47..... G
1986-87 OSU 71-63..... G
OSU 64-63..... McA
1987-88 #OSU 62-51..... MC
OSU 59-47..... G
ORE 62-61..... McA
1988-89 OSU 73-69..... McA
OSU 98-79..... G
1989-90 OSU 71-68..... MC
OSU 69-67..... G
OSU 57-55..... McA
1990-91 ORE 78-71..... MC
OSU 84-76..... G
ORE 83-66..... McA
1991-92 ORE 64-63..... McA
OSU 62-54..... G
1992-93 OSU 83-75..... G
OSU 54-48..... McA
1993-94 OSU 79-75..... MC
ORE 74-64..... McA
OSU 101-91 (20T)..... G
1994-95 ORE 96-83..... G
ORE 107-86..... McA

PAC-12 TEAM VS. TEAM RESULTS

WASH ... 97-68.....BAHE
2010-11 WASH ... 74-63.....PP
WASH ... 70-63.....AAA
2011-12 WASH ... 71-69.....AAA
UCLA ... 75-69.....SA
2012-13 UCLA ... 59-57.....PP
UCLA ... 61-54.....AAA
2013-14 UCLA ... 91-82.....AAA
2014-15 UCLA ... 88-66.....PP
2015-16 WASH ... 96-93 (2OT)....AAA
WASH ... 86-84.....PP

UCLA vs. WSU

UCLA leads all-time series, 104-17
 Longest Win Streak (Since 1978-79):
 UCLA: 22, 1993-2004
 WSU: 2, 2013-14

First meeting:

1936-37 #WSU ... 33-23.....B
1978-79 UCLA ... 89-71.....PP
UCLA ... 110-102 (3OT)....F
1979-80 WSU ... 80-64.....PP
UCLA ... 80-66.....PP
1980-81 UCLA ... 87-61.....PP
UCLA ... 59-50.....F
1981-82 WSU ... 57-51 (3OT).....F
UCLA ... 57-54.....PP
1982-83 UCLA ... 89-87 (OT).....PP
WSU ... 70-68.....F
1983-84 UCLA ... 73-59.....PP
UCLA ... 83-64.....F
1984-85 UCLA ... 75-48.....PP
WSU ... 66-58 (OT).....F
1985-86 UCLA ... 81-80 (2OT).....F
UCLA ... 88-81.....PP
1986-87 WSU ... 81-73.....F
UCLA ... 61-60.....PP
1987-88 UCLA ... 88-63.....PP
UCLA ... 62-55.....F
WSU ... 73-71.....McK (1)
1988-89 UCLA ... 64-63.....F
UCLA ... 56-55.....PP
1989-90 UCLA ... 68-64.....F
UCLA ... 74-61.....PP
1990-91 UCLA ... 99-91.....F
UCLA ... 86-64.....PP
1991-92 UCLA ... 82-61.....PP
UCLA ... 89-85.....F
1992-93 WSU ... 67-56.....F
UCLA ... 71-70.....PP
1993-94 UCLA ... 81-79.....F
UCLA ... 76-66.....PP
1994-95 UCLA ... 91-78.....PP
UCLA ... 98-83.....F
1995-96 UCLA ... 82-71.....PP
UCLA ... 78-73 (OT).....F
1996-97 UCLA ... 84-56.....PP
UCLA ... 87-86.....F
1997-98 UCLA ... 88-68.....PP
UCLA ... 78-75.....F
1998-99 UCLA ... 69-66.....F
UCLA ... 100-61.....PP
1999-00 UCLA ... 86-64.....F
UCLA ... 90-64.....PP
2000-01 UCLA ... 75-57.....PP
UCLA ... 86-76.....F
2001-02 UCLA ... 79-74.....F
UCLA ... 81-69.....PP
2002-03 UCLA ... 98-83.....F
UCLA ... 86-71.....PP
2003-04 UCLA ... 48-45.....F
WSU ... 55-48.....PP
2004-05 UCLA ... 80-77 (2OT).....PP
UCLA ... 58-56 (OT).....F

2005-06 UCLA ... 63-61.....PP
UCLA ... 50-30.....F
2006-07 UCLA ... 55-52.....PP
UCLA ... 53-45.....F
2007-08 UCLA ... 81-74.....PP
UCLA ... 67-59.....F
2008-09 UCLA ... 61-59.....F
WSU ... 82-81.....PP
UCLA ... 64-53.....Stp (1)
2009-10 UCLA ... 74-62.....PP
UCLA ... 71-51.....F
2010-11 UCLA ... 80-71.....PP
UCLA ... 58-54 (OT).....F
2011-12 UCLA ... 63-60.....F
UCLA ... 78-46.....SA
2012-13 UCLA ... 76-62.....SA
WSU ... 73-61.....F
2013-14 WSU ... 73-55.....F
2014-15 UCLA ... 72-67.....PP
2015-16 WSU ... 85-78.....F
UCLA ... 83-50.....PP

USC vs. UTAH

Utah leads all-time series, 21-17
 Longest Win Streak:
 USC: 5, 1952-54
 UTAH: 7, 2013-current

First meeting:

1933 USC ... 40-35.....UF
2011-12 USC ... 62-45.....GC
2012-13 USC ... 76-59.....JMHC
UTAH ... 69-66.....MGM (1)
2013-14 UTAH ... 84-66.....JMHC
UTAH ... 79-71.....GC
2014-15 UTAH ... 79-56.....JMHC
UTAH ... 67-39.....GC
2015-16 UTAH ... 80-69.....GC
UTAH ... 80-72.....MGM (1)

USC vs. WASH

All-time series tied, 71-71
 Longest Win Streak:
 USC: 7, 1999-2002
 WASH: 5, 2004-2006

First meeting:

1924-25 WASH ... 40-23.....HE
1978-79 USC ... 69-59.....SA
USC ... 61-59.....HE
1979-80 WASH ... 80-72.....HE
USC ... 77-68.....SA
1980-81 WASH ... 63-61 (OT).....SA
USC ... 90-81.....HE
1981-82 WASH ... 73-72 (OT).....HE
USC ... 76-70.....SA
1982-83 USC ... 73-60.....SA
WASH ... 82-73.....HE
1983-84 WASH ... 79-47.....HE
WASH ... 71-66.....SA
1984-85 WASH ... 66-50.....CSDH
USC ... 61-50.....HE
1985-86 WASH ... 91-75.....HE
WASH ... 70-64.....SA
1986-87 WASH ... 95-82.....HE
WASH ... 51-45.....SA
1987-88 USC ... 67-65.....SA
WASH ... 71-41.....HE
1988-89 WASH ... 84-75.....HE
WASH ... 74-68.....SA
1989-90 WASH ... 65-60.....HE
USC ... 73-65.....SA
1990-91 WASH ... 82-65.....HE
USC ... 75-51.....SA

1991-92 USC ... 59-56.....SA
USC ... 82-68.....HE
1992-93 WASH ... 46-41.....HE
USC ... 56-55.....SA
1993-94 USC ... 53-46.....HE
WASH ... 50-49.....SA
1994-95 USC ... 85-76.....SA
WASH ... 83-73.....HE
1995-96 WASH ... 69-62.....SA
USC ... 94-72.....HE
1996-97 USC ... 77-58.....SA
WASH ... 94-84.....HE
1997-98 WASH ... 101-86.....SA
USC ... 91-66.....HE
1998-99 WASH ... 85-83.....HE
USC ... 70-57.....SA
1999-00 USC ... 81-79 (OT).....KA
USC ... 90-71.....SA
2000-01 USC ... 87-61.....SA
USC ... 85-56.....BAHE
2001-02 USC ... 87-65.....BAHE
USC ... 94-74.....For
2002-03 WASH ... 76-72.....BAHE
WASH ... 95-89.....SA
2003-04 USC ... 88-80.....BAHE
WASH ... 93-82.....SA
2004-05 WASH ... 84-59.....SA
WASH ... 99-69.....BAHE
2005-06 WASH ... 86-77.....SA
WASH ... 87-73.....BAHE
2006-07 USC ... 86-79 (2OT).....GC
WASH ... 85-70.....BAHE
2007-08 USC ... 66-51.....GC
USC ... 73-59.....BAHE
2008-09 WASH ... 78-73.....BAHE
WASH ... 60-51.....GC
2009-10 USC ... 87-61.....GC
USC ... 67-64.....BAHE
2010-11 WASH ... 73-67 (OT).....GC
USC ... 62-60.....AAA
2011-12 WASH ... 69-41.....AAA
WASH ... 80-58.....GC
2012-13 USC ... 71-60.....GC
WASH ... 65-57.....AAA
2013-14 WASH ... 82-75.....AAA
2014-15 USC ... 70-55.....GC
2015-16 WASH ... 87-85.....AAA
USC ... 98-88.....GC

USC vs. WSU

USC leads all-time series, 71-48
 Longest Win Streak:
 USC: 9, 1999-2003
 WSU: 4, 2004-05

First meeting:

1948-49 WSU ... 55-52.....SF
1978-79 USC ... 67-61.....SA
USC ... 71-69.....F
1979-80 WSU ... 77-57.....F
WSU ... 69-67.....SA
1980-81 USC ... 57-43.....SA
USC ... 60-59.....F
1981-82 USC ... 57-56 (OT).....F
USC ... 61-56.....SA
1982-83 USC ... 56-49.....SA
WSU ... 83-80.....F
1983-84 USC ... 68-61.....F
USC ... 57-56.....For
1984-85 USC ... 69-62.....CSDH
USC ... 64-58.....F
1985-86 WSU ... 65-58.....F
WSU ... 77-75 (OT).....SA
1986-87 WSU ... 70-60.....F
USC ... 66-37.....SA

1987-88 USC ... 65-60.....SA
WSU ... 67-57.....F
1988-89 WSU ... 72-65.....F
USC ... 78-63.....SA
1989-90 WSU ... 68-67.....F
USC ... 91-75.....SA
USC ... 85-68.....UAC (1)
1990-91 USC ... 80-62.....F
USC ... 74-57.....SA
1991-92 USC ... 75-62.....SA
WSU ... 82-68.....F
1992-93 WSU ... 73-51.....F
USC ... 81-65.....SA
1993-94 WSU ... 89-59.....F
WSU ... 70-64.....SA
1994-95 USC ... 85-76.....SA
WSU ... 84-64.....F
1995-96 WSU ... 69-62.....SA
USC ... 83-81.....F
1996-97 USC ... 106-73.....SA
USC ... 92-85.....F
1997-98 USC ... 75-69 (OT).....SA
WSU ... 78-71.....F
1998-99 WSU ... 95-86.....F
USC ... 83-62.....SA
1999-00 USC ... 83-61.....F
USC ... 82-63.....SA
2000-01 USC ... 82-59.....SA
USC ... 78-63.....F
2001-02 USC ... 78-63.....F
USC ... 85-64.....For
2002-03 USC ... 97-90.....F
USC ... 86-68.....SA
2003-04 WSU ... 76-61.....F
WSU ... 60-51.....SA
2004-05 WSU ... 69-52.....SA
WSU ... 61-53.....F
2005-06 USC ... 71-66.....SA
WSU ... 60-47.....F
2006-07 WSU ... 58-55.....GC
WSU ... 88-86 (2OT).....F
USC ... 70-61.....Stp (1)
2007-08 WSU ... 73-58.....GC
WSU ... 74-50.....F
2008-09 USC ... 46-44.....F
USC ... 61-51.....GC
2009-10 WSU ... 67-60.....GC
WSU ... 51-47.....F
2010-11 USC ... 60-56.....GC
WSU ... 85-77.....F
2011-12 WSU ... 60-53.....F
WSU ... 43-38.....GC
2012-13 USC ... 72-68.....GC
WSU ... 76-51.....F
2013-14 USC ... 79-68.....F
2014-15 WSU ... 70-66.....GC
2015-16 USC ... 90-77.....F
USC ... 81-71.....GC

UTAH vs. WASH

Utah leads all-time series, 11-9
 Longest Win Streak:
 WASH: 3, 1951-52
 UTAH: 3, 1968-89, 2014-15

First meeting:

1950-51 UTAH ... 62-61.....UF
2011-12 WASH ... 57-53.....JMHC
2012-13 UTAH ... 74-65.....AAA
2013-14 WASH ... 59-57.....AAA
UTAH ... 78-69.....JMHC
UTAH ... 67-61.....MGM (1)
2014-15 UTAH ... 77-56.....JMHC
WASH ... 77-68.....AAA
2015-16 UTAH ... 80-75 (OT).....AAA

UTAH ... 90-82.....JMHC

UTAH vs. WSU

UTAH lead all-time series, 19-4

Longest Win Streak:

UTAH: 11, 1952-2000

WSU: 2, 2013-14

First meeting:

1938 UTAH ... 45-44..... Pull

2011-12 UTAH ... 62-60 (OT).....JMHC

2012-13 WSU 75-65..... F

2013-14 WSU 49-46..... F

UTAH ... 81-63.....JMHC

2014-15 UTAH ... 86-64.....JMHC

UTAH ... 67-59..... F

2015-16 UTAH ... 92-71..... F

UTAH ... 88-47.....JMHC

WASH vs. WSU

WASH lead all-time series, 179-102

Longest Win Streak (Since 1978-79):

WASH: 8, 1983-1987

WSU: 7, 2006-2008

First meeting:

1909-10 WASH ... 13-9..... Pull

1978-79 #WSU ... 60-47..... MC

WASH ... 57-56..... F

WSU 65-56.....HE

1979-80 WSU 72-68.....HE

WASH ... 64-63..... F

1980-81 WASH ... 81-70..... F

WASH ... 70-64.....HE

1981-82 WASH ... 75-60.....HE

WSU 62-42..... F

1982-83 WSU 72-70 (2OT)..... F

WASH ... 76-75.....HE

1983-84 WASH ... 58-48.....HE

WASH ... 67-51..... F

1984-85 WASH ... 73-56..... F

WASH ... 68-55.....HE

1985-86 WASH ... 72-63.....HE

WASH ... 79-70..... F

1986-87 WASH ... 79-65.....HE

WSU 86-80..... F

1987-88 WSU 70-63.....HE

WSU 61-52..... F

1988-89 WASH ... 69-63..... F

WASH ... 76-70.....HE

1989-90 WASH ... 80-79.....HE

WASH ... 59-56..... F

1990-91 WASH ... 50-48..... F

WSU 80-76.....HE

1991-92 WASH ... 78-73 (OT).....HE

WSU 75-57..... F

1992-93 WASH ... 59-56..... F

WSU 72-57.....HE

1993-94 WSU 67-46.....HE

WSU 75-51..... F

1994-95 WSU 74-73..... F

WASH ... 78-72.....HE

1995-96 WASH ... 85-71.....HE

WSU 76-66..... F

1996-97 WASH ... 74-72..... F

WASH ... 91-70.....HE

1997-98 WASH ... 82-76.....HE

WASH ... 70-51..... F

1998-99 WSU 72-71.....SP

WASH ... 76-59.....HE

1999-00 WASH ... 74-68 (OT).....KA

WASH ... 64-60..... F

2000-01 WASH ... 78-72.....BAHE

WSU 79-61..... F

2001-02	WSU 81-79..... F
	WASH ... 82-75.....BAHE
2002-03	WASH ... 81-67.....BAHE
	WSU 98-76..... F
2003-04	WASH ... 75-62..... F
	WASH ... 71-67.....BAHE
2004-05	WASH ... 66-48.....BAHE
	WASH ... 68-55..... F
2005-06	WSU 78-71.....BAHE
	WSU 77-64..... F
2006-07	WSU 75-47..... F
	WSU 65-61.....BAHE
	WSU 74-64.....Stp (1)
2007-08	WSU 56-52.....BAHE
	WSU 76-73 (OT)..... F
2008-09	WASH ... 68-48..... F
	WASH ... 67-60.....BAHE
2009-10	WASH ... 92-64.....BAHE
	WASH ... 59-52..... F
2010-11	WSU 87-80..... F
	WSU 80-69.....AAA
	WASH ... 89-87.....Stp (1)
2011-12	WASH ... 75-65.....AAA
	WASH ... 59-55..... F
2012-13	WASH ... 68-63..... F
	WASH ... 72-68.....AAA
	WASH ... 64-62.....MGM (1)
2013-14	WSU 72-67..... F
	WASH ... 72-49.....AAA
2014-15	WSU 80-77.....AAA
	WASH ... 87-84..... F
2015-16	WASH ... 99-95 (OT)..... F
	WASH ... 99-91.....AAA

SITE KEY

- AAA.....Alaska Airlines Arena, Seattle
- B.....Bohler Gym, Pullman, Wash.
- BF.....Balch Fieldhouse, Boulder, Colo.
- BDG.....Bear Down Gym, Tucson, Ariz.
- BAHE...Bank of America Arena, Seattle
- Berk.....Berkeley, Calif. (venue n/a)
- CEC.....Coors Events Center, Boulder, Colo.
- Corv.....Corvallis, Ore. (venue n/a)
- CSDH...Cal State Dominguez Hills, Carson, Calif. (USC home game)
- CP.....Cow Palace, San Francisco
- CSLA...Cal State Los Angeles (USC home game)
- Eug.....Eugene, Ore. (venue n/a)
- F.....Friel Court, Pullman, Wash.
- For.....The Forum, Inglewood, Calif.
- G.....Gill Coliseum, Corvallis, Ore.
- GC.....Galen Center, Los Angeles
- H.....Harmon Gym, Berkeley, Calif.
- HC.....Honda Center, Anaheim, Calif.
- HE.....Hec Edmundson Pavilion, Seattle
- HP.....Haas Pavilion, Berkeley, Calif.
- JMHC...Jon M. Huntsman Center, Salt Lake City
- KA.....Key Arena, Seattle, Wash.
- LA.....Los Angeles, Calif. (venue n/a)
- LC.....Lyon Center, Los Angeles
- LMU...Loyola Marymount University, Los Angeles
- MC.....Memorial Coliseum, Portland, Ore.
- MP.....Maples Pavilion, Stanford, Calif. n/a
- n/a.....unknown
- McA.....McArthur Court, Eugene, Ore.
- McK.....McKale Center, Tucson, Ariz.
- MGM...MGM Grand Garden Arena, Las Vegas, Nev.
- MK.....Matthew Knight Arena, Eugene, Ore.
- MSG...Madison Square Garden, N.Y., N.Y.
- OC.....Oakland Coliseum Arena, Oakland, Calif.
- Oak.....Oakland, Calif. (venue n/a)
- PP.....Pauley Pavilion, Los Angeles
- Pull...Pullman, Wash. (venue n/a)
- RG.....Rose Garden, Portland, Ore.
- SA.....Los Angeles Sports Arena, Los Angeles
- SP.....Spokane Arena, Spokane, Wash.
- SDG...Sun Devil Gym, Tempe, Ariz.
- Sea.....Seattle, Wash. (venue n/a)
- SF.....San Francisco, Calif. (venue n/a)
- SP.....Stanford Pavilion, Stanford, Calif.
- Stp.....Staples Center, Los Angeles
- Tuc.....Tucson, Ariz. (venue n/a)
- TNA...The New Arena, Oakland, Calif.
- UAC...University Activity Center, Tempe, Ariz.
- USC...USC campus (venue n/a)
- WFA...Wells Fargo Arena, Tempe, Ariz.
- N.....Other neutral site
- #.....Non-conference game
- &.....California later forfeited these games.
- (1).....Pac-12 Tournament game
- (2).....CBI Tournament gam
- (3).....NIT

Under the Pac-12's current 18-game Conference schedule, no team has finished league play undefeated. Seven times a team has finished league play at 17-1:

- 1981.....OSU
- 1988.....ARIZ
- 1989.....ARIZ
- 1993.....ARIZ
- 1998.....ARIZ
- 2003.....ARIZ
- 2004.....STAN

In addition, seven times a team has reached the halfway point of league play at 9-0:

- 1980.....OSU
- 1981.....OSU
- 1983.....UCLA
- 1988.....ARIZ
- 1993.....ARIZ
- 1998.....ARIZ
- 2004.....STAN

There have been three instances in which a team managed a perfect road record in Pac-10 play (9-0):

- 1981.....OSU
- 2001.....STAN
- 2003.....ARIZ

There have been 30 teams with an unblemished home record in league play (9-0):

- 1980.....OSU
- 1982.....OSU
- 1983.....WSU
- 1984.....OSU, WASH
- 1986.....ARIZ
- 1988.....ARIZ
- 1989.....ARIZ, STAN
- 1990.....ARIZ, OSU
- 1991.....ARIZ
- 1992.....USC
- 1993.....ARIZ
- 1996.....UCLA
- 1997.....STAN
- 1998.....ARIZ
- 1999.....ARIZ
- 2000.....ARIZ
- 2002.....ORE
- 2003.....STAN
- 2004.....STAN
- 2005.....WASH
- 2007.....UCLA
- 2011.....ARIZ
- 2014.....ARIZ
- 2015.....ARIZ, UCLA
- 2016.....CAL, ORE

ASSOCIATED PRESS (AP) – 1949 - present – Writers poll – Prior to NCAA Tournament
 UNITED PRESS INTERNATIONAL (UPI) – 1951-1996 – Coaches poll – Following NCAA Tournament
 USA TODAY – 1983 - present – Coaches poll – Following NCAA Tournament
 No. 1 and Pac-12 teams only. Number in parenthesis is depth of poll. Complete rankings can be found in the NCAA Records Book.

<p>1948-49 AP (10) 1. Kentucky 2. UTAH</p> <p>1949-50 AP (20) 1. Bradley 7. UCLA 15. ARIZONA* 18. WASHINGTON ST.</p> <p>1950-51 AP (20) 1. Kentucky 12. ARIZONA* 19. USC</p> <p>UPI (20) 1. Kentucky 12. ARIZONA* 13. WASHINGTON 16. UCLA</p> <p>1951-52 AP (20) 1. Kentucky 6. WASHINGTON 19. UCLA</p> <p>UPI (20) 1. Kentucky 5. WASHINGTON T20. UCLA</p> <p>1952-53 AP (20) 1. Indiana 4. WASHINGTON</p> <p>UPI (20) 1. Indiana 3. WASHINGTON 12. CALIFORNIA</p> <p>1953-54 AP (20) 1. Kentucky 11. USC</p> <p>UPI (20) 1. Indiana T14. USC 16. OREGON STATE</p> <p>1954-55 AP (20) 1. San Francisco 7. UTAH* 10. OREGON STATE 13. UCLA 15. COLORADO*</p> <p>UPI (20) 1. San Francisco 8. OREGON STATE 11. COLORADO* 12. UCLA</p> <p>1955-56 AP (20) 1. San Francisco 8. UCLA 20. UTAH*</p> <p>UPI (20) 1. San Francisco 9. UCLA</p> <p>1956-57 AP (20) 1. North Carolina 13. CALIFORNIA 14. UCLA</p> <p>UPI (20) 1. North Carolina 6. CALIFORNIA T9. UCLA</p>	<p>1957-58 AP (20) 1. West Virginia</p> <p>UPI (20) 1. West Virginia T16. OREGON STATE</p> <p>1958-59 AP (20) 1. Kansas State 11. CALIFORNIA 18. UTAH*</p> <p>UPI (20) 1. Kansas State 9. CALIFORNIA</p> <p>1959-60 AP (20) 1. Cincinnati 2. CALIFORNIA 6. UTAH*</p> <p>UPI (20) 1. CALIFORNIA</p> <p>1960-61 AP (20) 1. Ohio State 7. USC 11. UTAH*</p> <p>UPI (20) 1. Ohio State 5. USC</p> <p>1961-62 AP (20) 1. Ohio State 7. UTAH* 9. COLORADO* 14. OREGON STATE 16. ARIZONA STATE* 19. UCLA</p> <p>UPI (20) 1. Ohio State 8. COLORADO* 11. OREGON STATE 15. ARIZONA STATE* 17. UCLA</p> <p>1962-63 AP (10) 1. Cincinnati 4. ARIZONA STATE* 10. COLORADO*</p> <p>UPI (20) 1. Cincinnati 3. ARIZONA STATE* 9. COLORADO* 10. STANFORD 14. OREGON STATE 15. UCLA</p> <p>1963-64 AP (10) 1. UCLA 6. OREGON STATE</p> <p>UPI (20) 1. UCLA 5. OREGON STATE 19. ARIZONA STATE*</p> <p>1964-65 AP (10) 1. Michigan 2. UCLA</p> <p>UPI (20) 1. Michigan 2. UCLA</p>	<p>1965-66 AP (10) 1. Kentucky</p> <p>UPI (20) 1. Kentucky 15. OREGON STATE</p> <p>1966-67 AP (10) 1. UCLA</p> <p>UPI (20) 1. UCLA</p> <p>1967-68 AP (10) 1. Houston 2. UCLA</p> <p>UPI (20) 1. Houston 2. UCLA</p> <p>1968-69 AP (20) 1. UCLA 18. COLORADO*</p> <p>UPI (20) 1. UCLA T14. COLORADO*</p> <p>1969-70 AP (20) 1. Kentucky 2. UCLA 20. USC</p> <p>UPI (20) 1. Kentucky 2. UCLA</p> <p>1970-71 AP (20) 1. UCLA 5. USC</p> <p>UPI (20) 1. UCLA 5. USC</p> <p>1971-72 AP (20) 1. UCLA</p> <p>UPI (20) 1. UCLA</p> <p>1972-73 AP (20) 1. UCLA 16. ARIZONA STATE*</p> <p>UPI (20) 1. UCLA 13. ARIZONA STATE*</p> <p>1973-74 AP (20) 1. North Carolina State 2. UCLA 15. UTAH* 17. USC</p> <p>UPI (20) 1. North Carolina State 2. UCLA 3. USC</p>	<p>1974-75 AP (20) 1. UCLA 8. ARIZONA STATE* 18. OREGON STATE</p> <p>UPI (20) 1. Indiana 2. UCLA 7. ARIZONA STATE* 12. USC 17. ARIZONA*</p> <p>1975-76 AP (20) 1. Indiana 5. UCLA 15. ARIZONA</p> <p>UPI (20) 1. Indiana 5. UCLA 10. WASHINGTON 12. ARIZONA*</p> <p>1976-77 AP (20) 1. Michigan 2. UCLA 14. UTAH*</p> <p>UPI (20) 1. Michigan 4. UCLA</p> <p>1977-78 AP (20) 1. Kentucky 2. UCLA 14. UTAH*</p> <p>UPI (20) 1. Kentucky 2. UCLA</p> <p>1978-79 AP (20) 1. Indiana State 2. UCLA</p> <p>UPI (20) 1. Indiana State 2. UCLA</p> <p>1979-80 AP (20) 1. DePaul 5. OREGON STATE 18. ARIZONA STATE</p> <p>UPI (20) 1. DePaul 2. OREGON STATE 19. ARIZONA STATE</p> <p>1980-81 AP (20) 1. DePaul 2. OREGON STATE 3. ARIZONA STATE 10. UCLA 14. UTAH*</p> <p>UPI (20) 1. DePaul 2. OREGON STATE 5. ARIZONA STATE 11. UCLA</p> <p>1981-82 AP (20) 1. North Carolina 4. OREGON STATE 19. UCLA</p> <p>UPI (20) 1. North Carolina 4. OREGON STATE</p>	<p>1982-83 AP (20) 1. Houston 7. UCLA</p> <p>UPI (20) 1. Houston 7. UCLA</p> <p>USA TODAY/CNN (25) 1. North Carolina St. 24. WASHINGTON ST.</p> <p>1983-84 AP (20) 1. North Carolina 15. WASHINGTON 17. OREGON STATE</p> <p>UPI (20) 1. North Carolina 15. WASHINGTON 20. OREGON STATE</p> <p>USA TODAY/CNN (25) 1. Georgetown 15. WASHINGTON</p> <p>1984-85 AP (20) 1. Georgetown</p> <p>UPI (20) 1. Georgetown</p> <p>USA TODAY/CNN (25) 1. Villanova 23. UCLA</p> <p>1985-86 AP (20) 1. Duke</p> <p>UPI (20) 1. Duke</p> <p>USA TODAY/CNN (25) 1. Louisville</p> <p>1986-87 AP (20) 1. Nevada-Las Vegas 15. UCLA</p> <p>UPI (20) 1. Nevada-Las Vegas 13. UCLA</p> <p>USA TODAY/CNN (25) 1. Indiana 21. UCLA</p> <p>1987-88 AP (20) 1. Temple 2. ARIZONA</p> <p>UPI (20) 1. Temple 2. ARIZONA</p> <p>USA TODAY/CNN (25) 1. Kansas 3. ARIZONA</p> <p>1988-89 AP (20) 1. ARIZONA 13. STANFORD</p> <p>UPI (20) 1. ARIZONA 12. STANFORD</p> <p>USA TODAY/CNN (25) 1. Michigan 7. ARIZONA 21. STANFORD 25. UCLA</p>	<p>1989-90 AP (25) 1. Oklahoma 15. ARIZONA 22. OREGON STATE</p> <p>UPI (20) 1. Oklahoma 16. ARIZONA</p> <p>USA TODAY/CNN 1. Nevada-Las Vegas 21. ARIZONA 23. UCLA</p> <p>1990-91 AP (25) 1. Nevada-Las Vegas 8. ARIZONA 16. UCLA</p> <p>UPI (25) 1. Nevada-Las Vegas 7. ARIZONA 14. UCLA</p> <p>USA TODAY/CNN (25) 1. Duke 10. ARIZONA 25. UCLA</p> <p>1991-92 AP (25) 1. Duke 4. UCLA 8. USC 10. ARIZONA</p> <p>UPI (25) 1. Duke 3. UCLA 5. ARIZONA 7. USC</p> <p>USA TODAY/CNN (25) 1. Duke 8. UCLA 11. USC 16. ARIZONA</p> <p>1992-93 AP (25) 1. Indiana 5. ARIZONA 19. UTAH*</p> <p>UPI (25) 1. Indiana 5. ARIZONA</p> <p>USA TODAY/CNN (25) 1. North Carolina 12. ARIZONA 17. CALIFORNIA 24. UCLA</p> <p>1993-94 AP (25) 1. Arkansas 9. ARIZONA 16. CALIFORNIA 17. UCLA</p> <p>UPI (25) 1. Arkansas 9. ARIZONA 16. CALIFORNIA 17. UCLA</p> <p>USA TODAY/CNN (25) 1. Arkansas 3. ARIZONA 22. UCLA</p>	<p>1994-95 AP (25) 1. UCLA 15. ARIZONA 16. ARIZONA STATE 19. UTAH*</p> <p>UPI (25) 1. UCLA 13. ARIZONA 15. ARIZONA STATE 24. OREGON 25. STANFORD</p> <p>USA TODAY/CNN (25) 1. UCLA 13. ARIZONA STATE 25. ARIZONA</p> <p>1995-96 AP (25) 1. Massachusetts 11. ARIZONA 12. UTAH* 14. UCLA</p> <p>UPI (25) 1. Massachusetts 11. ARIZONA 13. UCLA</p> <p>USA TODAY/CNN (25) 1. Kentucky 11. ARIZONA 19. UCLA</p> <p>1996-97 AP (25) 1. Kansas 2. UTAH* 7. UCLA 15. ARIZONA 21. STANFORD 24. COLORADO</p> <p>UPI (25) 1. Kansas 2. UTAH* 7. UCLA 15. ARIZONA 21. STANFORD 24. COLORADO</p> <p>USA TODAY/CNN (25) 1. ARIZONA 7. UCLA 12. STANFORD 18. CALIFORNIA</p> <p>1997-98 AP (25) 1. North Carolina 7. UTAH* 4. ARIZONA 10. STANFORD 19. UCLA</p> <p>UPI (25) 1. North Carolina 7. UTAH* 4. ARIZONA 10. STANFORD 19. UCLA</p> <p>USA TODAY/ESPN (25) 1. Kentucky 4. STANFORD 6. ARIZONA 12. UCLA 24. WASHINGTON</p> <p>1998-99 AP (25) 1. Duke 6. UTAH* 7. STANFORD 12. ARIZONA 15. UCLA</p> <p>UPI (25) 1. Duke 6. UTAH* 7. STANFORD 12. ARIZONA 15. UCLA</p> <p>USA TODAY/ESPN (25) 1. Connecticut 2. STANFORD 16. ARIZONA 21. UCLA</p>
--	---	--	---	---	--	--

1999-00

- AP (25)
 1. Duke
 3. STANFORD
 4. ARIZONA
- USA TODAY/ESPN (25)
 1. Michigan State
 5. STANFORD
 8. ARIZONA
 23. UCLA

2000-01

- AP (25)
 1. Duke
 2. STANFORD
 5. ARIZONA
 15. UCLA
- USA TODAY/ESPN (25)
 1. Duke
 2. ARIZONA
 5. STANFORD
 12. UCLA
 14. USC

2001-02

- AP (25)
 1. Duke
 7. ARIZONA
 11. OREGON
 18. USC
 24. STANFORD
- USA TODAY/ESPN (25)
 1. Maryland
 6. OREGON
 10. ARIZONA
 20. UCLA

2002-03

- AP (25)
 1. Kentucky
 2. ARIZONA
 18. STANFORD
- USA TODAY/ESPN (25)
 1. Syracuse
 5. ARIZONA
 20. STANFORD

2003-04

- AP (25)
 1. STANFORD
 22. ARIZONA
- USA TODAY/ESPN (25)
 1. Connecticut
 6. STANFORD

2004-05

- AP (25)
 1. Illinois
 8. WASHINGTON
 9. ARIZONA
 18. UTAH*
- USA TODAY/ESPN (25)
 1. North Carolina
 6. ARIZONA
 9. WASHINGTON

2005-06

- AP (25)
 1. Duke
 17. UCLA
 17. WASHINGTON
- USA TODAY/ESPN (25)
 1. Florida
 2. UCLA
 12. WASHINGTON

2006-07

- AP (25)
 1. Ohio State
 7. UCLA
 10. OREGON
 13. WASHINGTON ST.
 23. USC
- USA TODAY/ESPN (25)
 1. Florida
 3. UCLA
 8. OREGON
 15. USC
 17. WASHINGTON ST.

2007-08

- AP (25)
 1. North Carolina
 3. UCLA
 10. STANFORD
 21. WASHINGTON ST.
- USA TODAY/ESPN (25)
 1. Kansas
 4. UCLA
 11. STANFORD
 15. WASHINGTON ST.

2008-09

- AP (25)
 1. Louisville
 15. WASHINGTON
 18. UCLA
 19. ARIZONA STATE
 25. UTAH*
- USA TODAY/ESPN (25)
 1. North Carolina
 16. WASHINGTON
 18. UCLA
 19. ARIZONA STATE
 24. ARIZONA

2009-10

- AP (25)
 1. Kansas
- USA TODAY/ESPN (25)
 1. Duke
 21. WASHINGTON

2010-11

- AP (25)
 1. Ohio State
 17. ARIZONA
 23. WASHINGTON
- USA TODAY/ESPN (25)
 1. Connecticut
 9. ARIZONA
 23. WASHINGTON

2011-12

- AP (25)
 1. Kentucky
- USA TODAY/ESPN (25)
 1. Kentucky

2012-13

- AP (25)
 1. Gonzaga
 21. ARIZONA
 24. UCLA
 25. OREGON
- USA TODAY/ESPN (25)
 1. Louisville
 14. ARIZONA
 15. OREGON

2013-14

- AP (25)
 1. Florida
 4. ARIZONA
 20. UCLA
- USA TODAY/ESPN (25)
 1. Connecticut
 5. ARIZONA
 15. UCLA
 24. STANFORD

2014-15

- AP (25)
 1. Kentucky
 5. ARIZONA
 19. UTAH
- USA TODAY/ESPN (25)
 1. Duke
 4. ARIZONA
 15. UTAH
 25. OREGON

2015-16

- AP (25)
 1. Kansas
 5. OREGON
 13. UTAH
 17. ARIZONA
 23. CALIFORNIA
- USA TODAY/ESPN (25)
 1. Villanova
 6. OREGON
 20. UTAH
 22. ARIZONA

* Not a league member at the time of the ranking.

FINAL NO. 1 RANKINGS

AP	
Kentucky	10
UCLA	8
Duke	6
North Carolina	5
Ohio State	4
Indiana	3
Kansas	3
Cincinnati	2
DePaul	2
Houston	2
Michigan	2
San Francisco	2
Nevada-Las Vegas	2
ARIZONA	1
Arkansas	1
Bradley	1
Florida	1
Georgetown	1
Gonzaga	1
Indiana State	1
Kansas State	1
Louisville	1
Massachusetts	1
North Carolina State	1
Oklahoma	1
STANFORD	1
Temple	1
West Virginia	1
UPI	
UCLA	7
Indiana	5
Kentucky	5
North Carolina	3
DePaul	2
Duke	2
Houston	2
Michigan	2
Ohio State	2
San Francisco	2
Nevada-Las Vegas	2
ARIZONA	1
Arkansas	1
CALIFORNIA	1
Cincinnati	1
Georgetown	1
Indiana State	1
Kansas State	1
North Carolina State	1
Oklahoma	1
Temple	1
West Virginia	1
USA TODAY/ESPN	
Duke	6
Kentucky	3
Connecticut	2
Florida	2
Kansas	2
Louisville	2
North Carolina	2
Villanova	2
ARIZONA	1
UCLA	1
Arkansas	1
Georgetown	1
Indiana	1
Michigan	1
Michigan State	1
Nevada-Las Vegas	1
North Carolina State	1
Syracuse	1

PAC-12 TEAMS IN THE FINAL RANKINGS

AP	
UCLA	37
ARIZONA	23
UTAH	22
USC	10
STANFORD	9
OREGON STATE	8
ARIZONA STATE	8
WASHINGTON	7
COLORADO	5
CALIFORNIA	5
OREGON	4
WASHINGTON STATE	3
UPI	
UCLA	29
UTAH	12
OREGON STATE	10
ARIZONA	10
ARIZONA STATE	9
USC	6
WASHINGTON	5
CALIFORNIA	4
COLORADO	4
STANFORD	3
OREGON	1
WASHINGTON STATE	0
USA TODAY/COACHES	
ARIZONA	21
UCLA	19
STANFORD	9
UTAH	9
WASHINGTON	7
OREGON	5
USC	3
WASHINGTON STATE	3
ARIZONA STATE	2
CALIFORNIA	2
COLORADO	0
OREGON STATE	0

PAC-12 RESULTS (BOTH TEAMS AP RANKED)

1949-50 (2)

#18 WSU 58, at #7 UCLA 60
#18 WSU 49, at #7 UCLA 52

1950-51 (3)

Mar. 2, 1951
#18 USC 53, at #17 UCLA 59
Mar. 3, 1951
#18 USC 43, at #17 UCLA 41
Mar. 5, 1951
#18 USC 41, at #17 UCLA 49

1951-52 (5)

Dec. 7, 1951
#13 UCLA 52, at #3 WASH 60
Dec. 8, 1951
#13 UCLA 61, at #3 WASH 76
Mar. 7, 1952
#6 WASH 53, at #19 UCLA 65
Mar. 8, 1952
#6 WASH 53, at #19 UCLA 50
Mar. 10, 1952
#6 WASH 50, at #19 UCLA 60

1952-53 (6)

Dec. 12, 1952
#4 WASH 53, at #7 UCLA 49
Dec. 13, 1952
#4 WASH 47, at #7 UCLA 54
Dec. 19, 1952
#18 CAL 50, at #9 WASH 60
Dec. 20, 1952
#18 CAL 88, at #9 WASH 99
Jan. 9, 1953
#18 Idaho 64, at #6 WASH 76
Jan. 10, 1953
#18 Idaho 58, at #6 WASH 82

1954-55 (2)

Mar. 4, 1955
#9 UCLA 75, at #14 OSU 82
Mar. 5, 1955
#9 UCLA 64, at #14 OSU 83

1957-58 (1)

Jan. 3, 1958
#19 CAL 43, at #18 OSU 55

1969-70 (1)

Dec. 12, 1969
#10 WASH 90, #12 USC 86
(Portland, Ore. - non-league game)

1970-71 (2)

Feb. 6, 1971
#3 UCLA 64, at #2 USC 60
Mar. 13, 1971
#3 USC 62, at #1 UCLA 73

1971-72 (1)

Feb. 5, 1972
#18 USC 56, at #1 UCLA 81

1972-73 (1)

Feb. 3, 1973
#1 UCLA 79, at #20 USC 56

1973-74 (2)

Feb. 2, 1974
#11 USC 54, at #1 UCLA 65
Mar. 9, 1974
#3 UCLA 82, at #7 USC 52

1974-75 (8)

Feb. 1, 1975
#6 USC 84, at #4 UCLA 89
Feb. 7, 1975
#8 USC 81, at #9 ORE 80
Feb. 8, 1975
#2 UCLA 107, at #9 ORE 103
Feb. 14, 1975
#17 OSU 80, at #10 USC 76
Feb. 14, 1975
#13 ORE 66, at #2 UCLA 95
Feb. 15, 1975
#13 ORE 90, at #10 USC 92
Feb. 15, 1975
#17 OSU 62, at #2 UCLA 74
Mar. 1, 1975
#20 WASH 78, at #17 OSU 86

1975-76 (4)

Jan. 17, 1976
#17 OSU 72, at #6 WASH 70
Feb. 5, 1976
#9 UCLA 92, at #6 WASH 87
Feb. 14, 1976
#9 WASH 76, at #6 UCLA 78
Feb. 26, 1976
#8 WASH 67, at #17 ORE 62

1979-80 (2)

Jan. 3, 1980
#14 OSU 76, at #16 UCLA 67
Feb. 7, 1980
#4 OSU 82, at #19 ASU 75 (OT)

1980-81 (6)

Jan. 3, 1981
#2 OSU 71, at #13 ASU 67
Jan. 16, 1981
#8 UCLA 74, at #12 ASU 78 (3 OT)
Jan. 29, 1981
#10 UCLA 67, at #1 OSU 81
Feb. 14, 1981
#5 ASU 61, at #8 UCLA 64
Mar. 1, 1981
#1 OSU 82, at #13 UCLA 76
Mar. 7, 1981
#5 ASU 87, at #1 OSU 67

1981-82 (1)

Jan. 29, 1982
#8 OSU 68, at #20 UCLA 74

1982-83 (1)

Feb. 3, 1983
#18 WSU 87, at #7 UCLA 89 (OT)

1988-89 (2)

Jan. 29, 1989
#19 STAN 52, at #6 ARIZ 72
Mar. 12, 1989
#1 ARIZ 73, #12 STAN 51 at
Inglewood

1989-90 (4)

Jan. 13, 1990
#18 ARIZ 67, at #19 UCLA 73
Jan. 27, 1990
#17 OSU 80, at #23 UCLA 94
Feb. 10, 1990
#19 UCLA 74, at #22 ARIZ 83
Mar. 3, 1990
#22 OSU 60, at #15 ARIZ 87

1990-91 (2)

Jan. 12, 1991
#7 UCLA 77, at #6 ARIZ 82
Feb. 10, 1991
#5 ARIZ 105, at #14 UCLA 94 (OT)

1991-92 (6)

Jan. 9, 1992
#23 USC 68, at #6 ARIZ 107
Jan. 11, 1992
#2 UCLA 89, at #6 ARIZ 87
Jan. 27, 1992
#4 UCLA 79, at #13 USC 83
Jan. 29, 1992
#25 USC 86, at #2 UCLA 82
Mar. 12, 1992
#2 ARIZ 81, at #8 UCLA 89
Mar. 14, 1992
#2 ARIZ 69, at #10 USC 70

1992-93 (1)

Jan. 7, 1993
#20 ARIZ 82, at #15 UCLA 80

1993-94 (5)

Jan. 13, 1994
#19 CAL 98, at #6 ARIZ 93 (OT)
Jan. 20, 1994
#9 ARIZ 66, at #2 UCLA 74
Feb. 13, 1994
#16 ARIZ 96, at #18 CAL 77
Feb. 19, 1994
#8 UCLA 74, at #15 ARIZ 98
Feb. 24, 1994
#17 CAL 92, at #15 UCLA 88

1994-95 (15)

Jan. 5, 1995
#9 ARIZ 52, at #15 ASU 53
Jan. 12, 1995
#13 ARIZ 99, at #20 CAL 86
Jan. 14, 1995
#12 ASU 73, at #20 CAL 68
Jan. 19, 1995
#4 UCLA 71, at #11 ARIZ 61
Jan. 21, 1995
#4 UCLA 85, at #13 ASU 72
Jan. 26, 1995
#12 ARIZ 97, at #18 ORE 89
Jan. 26, 1995
#17 STAN 74, at #4 UCLA 77
Jan. 28, 1995
#13 ASU 79, at #18 ORE 76
Feb. 4, 1995
#22 ORE 87, at #17 STAN 92
Feb. 9, 1995
#15 STAN 73, at #9 ARIZ 84
Feb. 11, 1995
#15 STAN 70, at #14 ASU 79
Feb. 16, 1995
#13 ASU 77, at #6 UCLA 82 (OT)
Feb. 18, 1995
#12 ARIZ 70, at #6 UCLA 72
Feb. 25, 1995
#2 UCLA 88, at #19 STAN 77
Mar. 11, 1995
#18 ASU 103, at #12 ARIZ 98 (2 OT)

1995-96 (2)

Jan. 20, 1996
#13 UCLA 79, at #18 ARIZ 88
Feb. 15, 1996
#13 ARIZ 75, at #18 UCLA 76

1996-97 (4)

Jan. 4, 1997
#21 STAN 75, at #9 ARIZ 76
Jan. 16, 1997
#15 STAN 72, at #24 ORE 69 (OT)
Feb. 13, 1997
#24 UCLA 66, at #11 ARIZ 64
Mar. 8, 1997
#12 ARIZ 80, at #23 STAN 81

1997-98 (6)

Jan. 3, 1998
#9 UCLA 75, at #8 ARIZ 87
Jan. 17, 1998
#9 UCLA 80, at #5 STAN 93
Jan. 29, 1998
#6 ARIZ 93, at #4 STAN 75
Feb. 12, 1998
#14 STAN 84, at #9 UCLA 81
Feb. 28, 1998
#8 STAN 58, at #2 ARIZ 90
Mar. 7, 1998
#2 ARIZ 91, at #19 UCLA 87

1998-99 (6)

Jan. 2, 1999
#6 ARIZ 75, at #10 UCLA 82
Jan. 16, 1999
#4 STAN 72, at #10 UCLA 59
Jan. 28, 1999
#3 STAN 76, at #13 ARIZ 78
Feb. 2, 1999
#7 ARIZ 83, at #6 STAN 98
Feb. 11, 1999
#9 UCLA 73, at #6 STAN 77
Mar. 6, 1999
#12 UCLA 70, at #13 ARIZ 87

1999-2000 (5)

Jan. 8, 2000
#5 ARIZ 68, at #1 STAN 65
Jan. 20, 2000
#2 ARIZ 76, at #25 UCLA 61
Feb. 3, 2000
#23 ORE 71, at #9 ARIZ 77
Feb. 12, 2000
#24 ORE 61, at #2 STAN 76
Mar. 9, 2000
#2 STAN 81, at #9 ARIZ 86

2000-01 (6)

Jan. 6, 2001
#2 STAN 85, at #16 ARIZ 76
Jan. 18, 2001
#20 USC 58, at #17 ARIZ 71
Feb. 1, 2001
#21 USC 71, at #1 STAN 77
Mar. 3, 2001
#1 STAN 85, at #12 UCLA 79
Feb. 15, 2001
#8 ARIZ 77, at #24 UCLA 79 (OT)
Mar. 8, 2001
#8 ARIZ 76, at #1 STAN 75

2001-02 (18)

Jan. 17, 2002
#18 USC 80, at #15 ARIZ 97
Jan. 19, 2002
#9 UCLA 86, at #15 ARIZ 96
Jan. 24, 2002
#17 STAN 86, at #13 UCLA 76
Jan. 26, 2002
#17 STAN 82, at #23 USC 90
Feb. 2, 2002
#19 ARIZ 88, at #18 STAN 82 (OT)

PAC-12 RESULTS (BOTH TEAMS AP RANKED)

Feb. 6, 2002
#25 USC 65, at #15 UCLA 67
Feb. 7, 2002
#13 ORE 87, at #10 STAN 90 (OT)
Feb. 14, 2002
#9 ARIZ 76, at #20 UCLA 77
Feb. 16, 2002
#9 ARIZ 89, at #25 USC 94
Feb. 21, 2002
#20 USC 77, at #10 STAN 58
Feb. 23, 2002
#25 UCLA 95, at #10 STAN 92
Feb. 28, 2002
#17 STAN 76, at #14 ARIZ 71
#13 ORE 67, at #19 USC 65
Mar. 2, 2002
#21 CAL 53, at #14 ARIZ 99
Mar. 7, 2002 (Pac-10 Tournament)
#22 USC 103, #16 STAN 78
Mar. 8, 2002 (Pac-10 Tournament)
#15 ARIZ 90, #25 CAL 78
#22 USC 89, #9 ORE 78
Mar. 9, 2002 (Pac-10 Tourn.)
#15 ARIZ 81, #22 USC 71

2002-03 (5)

Jan. 2, 2003
#4 ARIZ 81, at #9 ORE 72
Feb. 1, 2003
#20 CAL 80, at #1 ARIZ 95
Feb. 27, 2003
#1 ARIZ 88, at #23 CAL 75
Mar. 1, 2003
#1 ARIZ 72, at #19 STAN 69
Mar. 8, 2003
#22 CAL 60, at #17 STAN 72

2003-04 (2)

Jan. 10, 2004
#4 STAN 82, at #3 ARIZ 72
Feb. 7, 2004
#12 ARIZ 77, at #2 STAN 80

2004-05 (3)

Jan. 27, 2005
#10 WASH 82, at #11 ARIZ 91
Feb. 26, 2005
#9 ARIZ 85, at #14 WASH 93
Mar. 12, 2005 (Pac-10 Tourn.)
#14 WASH 81, #8 ARIZ 72

2005-06 (3)

Jan. 5, 2006
#17 UCLA 85, at #21 ARIZ 79
Jan. 14, 2006
#13 WASH 69, at #11 UCLA 65
Feb. 11, 2006
#12 UCLA 67, at #23 WASH 70

2006-07 (16)

Dec. 31, 2006
#14 WASH 74, at #1 UCLA 96
Jan. 4, 2007
#7 ARIZ 96, at #24 WASH 87
Jan. 6, 2007
#1 UCLA 66, at #16 ORE 68
Jan. 14, 2007
#15 ORE 79, at #10 ARIZ 77
Jan. 20, 2007
#11 ARIZ 69, #3 at UCLA 73
Jan. 27, 2007
#9 ORE 77, at #20 WSU 74 (OT)
Feb. 1, 2007
#18 WSU 72, at #20 ARIZ 66
#9 ORE 57, at #5 UCLA 69
Feb. 7, 2007
#19 USC 65, at #1 UCLA 70
Feb. 8, 2007
#25 STAN 45, at #14 WSU 58

Feb. 10, 2007
#24 ARIZ 77, at #13 ORE 74
Feb. 15, 2007
#22 USC 80, at #19 ARIZ 75
Feb. 17
#5 UCLA 81, at #19 ARIZ 66
Feb. 22, 2007
#9 WSU 59, at #23 ORE 64
Mar. 1, 2007
#2 UCLA 53, at #13 WSU 45
Mar. 3, 2007
#23 USC 86, at #13 WSU 88 (2 OT)

2007-08 (10)

Jan. 3, 2008
#5 UCLA 76, at #24 STAN 67
Jan. 5, 2008
#22 USC 46, at #24 STAN 52
Jan. 12, 2008
#4 WSU 74, at #5 UCLA 81
Jan. 26, 2008
#6 WSU 56, at #24 ASU 55
Feb. 2, 2008
#14 STAN 67, at #9 WSU 65 (OT)
Feb. 7, 2008
#5 UCLA 67, at #17 WSU 59
Mar. 1, 2008
#22 WSU 53, at #8 STAN 60
Mar. 6, 2008
#7 STAN 67, at #3 UCLA 77 (OT)
Mar. 14, 2008 (Pac-10 Tourn.)
#11 STAN 75, #21 WSU 64
Mar. 15, 2008 (Pac-10 Tourn.)
#3 UCLA 67, #11 STAN 64

2008-09 (6)

Jan. 17, 2009
#16 ASU 61, at #9 UCLA 58 (OT)
Jan. 31, 2009
#23 WASH 84, at #14 ASU 71
Feb. 12, 2009
#11 UCLA 67, at #18 ASU 74
Feb. 19, 2009
#22 WASH 76, at #20 UCLA 85
Feb. 26, 2009
#14 ASU 70, at #21 WASH 73 (OT)
Mar. 13, 2009 (Pac-10 Tourn.)
#13 WASH 65, #23 ASU 75

2009-10

None

2010-11

None

2011-12

None

2012-13 (1)

Mar. 4, 2013 (Pac-12 Tournament)
#21 UCLA 66, #18 ARIZ 64

2013-14 (2)

Jan. 10, 2014
#10 ORE 91, at #20 COLO 100
Mar. 15, 2014 (Pac-12 Tournament)
#20 UCLA 75, #4 ARIZ 71

2014-15 (2)

Jan. 17, 2015
#8 UTAH 51, at #10 ARIZ 69
Feb. 28, 2015
#7 ARIZ 63, at #13 UTAH 57

2015-16 (7)

Jan. 28, 2016
#23 ORE 83, at #18 ARIZ 75
Feb. 14, 2016
#23 USC 78, at #17 ARIZ 86
Feb. 27, 2016
#9 ARIZ 64, at #22 UTAH 70
Mar. 3, 2016
#25 CAL 61, at #18 ARIZ 64
Mar. 11, 2016 (Pac-12 Tournament)
#8 ORE 95, #15 ARIZ 89 (OT)
#12 UTAH 82, #24 CAL 78 (OT)
Mar. 12, 2016 (Pac-12 Tournament)
#8 ORE 88, #12 UTAH 57

Ranking Notes:

- Associated Press polls began with the 1948-49 season.
- The AP poll was reduced from 20 teams to 10 teams in 1961-62.
- The AP poll expanded back to 20 teams during the 1968-69 season.
- The AP poll expanded from 20 teams to 25 teams during the 1989-90 season.
- 187 games have been played pitting two ranked Pac-12 teams.
- 35 games featured both teams ranked in the Top-10.
- Five Conference games featured both teams ranked in the Top-5:

1971	#2 USC vs. #3 UCLA
1971	#1 UCLA vs. #3 USC
1981	#1 OSU vs. #5 ASU
2000	#1 STAN vs. #5 ARIZ
2004	#4 STAN vs. #3 ARIZ
2006	#4 WSU vs. #5 UCLA
- Home teams are 102-70 (.593) (15 games played at neutral sites)
- Higher-ranked teams own a 112-75 (.599) record.
- Conference breakdown during the ranking periods:

1949-1959	Pacific Coast
1960-1968	Athletic Association of Western Univ.
1969-1978	Pacific-8
1979-2011	Pacific-10
2012-	Pac-12

The Pac-12 Conference has won more NCAA basketball titles (16) than any other conference in the country . . . Oregon's Tall Firs won the first NCAA Championship in 1939. Stanford claimed the national title in 1942, followed by Utah in 1944 and California in 1959 . . . UCLA established a basketball dynasty that included 10 titles in 12 seasons and a winning streak of seven consecutive NCAA crowns . . . In 1997, Arizona became the sixth different Pac-12 institution to capture the NCAA basketball title.

School (Seasons)	Yrs	W-L	Pct.	1st	2nd	3rd	4th
Arizona (1951, 76-77, 85-09, 11, 13-16)	33	54-32	.628	1	1	2	0
Arizona State (1958, 61-64, 73, 75, 80-81, 91, 95, 03, 09, 14)	14	13-15	.464	0	0	0	0
California (1946, 57-60, 90, 93-94, 96-97, 2001-03, 06, 09-10, 12-13, 16)	19	20-19	.513	1	1	0	1
Colorado (1940, 42, 46, 54-55, 62-63, 69, 97, 2003, 12-14, 16)	14	10-16	.385	0	0	1	0
Oregon (1939, 45, 60-61, 95, 00, 02-03, 07-08, 13-16)	14	19-13	.594	1	0	0	0
Oregon State (1947, 49, 55, 62-64, 66, 75, 80-82, 84-85, 88-90, 2016)	17	12-20	.375	0	0	0	2
Stanford (1942, 89, 92, 95-05, 07-08, 14)	17	23-16	.590	1	0	1	0
UCLA (1950, 52, 56, 62-65, 67-81, 83, 87, 89-02, 2005-09, 11, 13-15)	47	104-40	.722	11	2	4	1
USC (1940, 54, 60-61, 79, 82, 85, 91-92, 97, 01-02, 07-09, 11, 16)	17	12-19	.387	0	0	1	1
Utah (1944-45, 55-56, 59-61, 66, 77-79, 81, 83, 86, 91, 93, 95-00, 02-05, 09, 15-16)	29	38-32	.543	1	1	0	2
Washington (1943, 48, 51, 53, 76, 84-86, 98-99, 04-06, 09-11)	16	18-17	.515	0	0	1	0
Washington State (1941, 80, 83, 94, 07-08)	6	6-6	.500	0	1	0	0
TOTALS		329-245	.573	16	6	10	7

Records of the following schools were later voided by the NCAA: UCLA (1980 – 5-1), OSU (1980 – 0-1, 1981 – 0-1, 1982 – 2-1), CAL (1996 – 0-1).

Note: Several current Pac-12 members competed in the NCAA Tournament while members of other conferences. Those teams and their records are Arizona (2-3), Arizona State (7-7), Colorado (9-12), Oregon (2-2), Oregon State (5-4), Utah (35-30).

YEARLY NCAA TOURNAMENT RESULTS

(Pac-12 schools only – Field size in parenthesis)

1938-39 (8 teams)

ORE 56, Texas 41West RSF.....Mar. 20.....San Francisco, Calif.
 ORE 55, Oklahoma 37West RF.....Mar. 21.....San Francisco, Calif.
 ORE 46, Ohio State 33NC.....Mar. 27.....Evanston, Ill.

1939-40 (8 teams)

USC 38, COLO 32West RSF.....Mar. 20.....Kansas City, Mo.
 Kansas 43, USC 42West RF.....Mar. 21.....Kansas City, Mo.

USC 38, COLO 32West RSF.....Mar. 20.....Kansas City, Mo.
 Rice 60, COLO 56West R3rd.....Mar. 21.....Kansas City, Mo.
 (COLO not a Conference member at time of game)

1940-41 (8 teams)

WSU 48, Creighton 39West RSF.....Mar. 20.....Kansas City, Mo.
 WSU 64, Arkansas 53West RF.....Mar. 22.....Kansas City, Mo.
 Wisconsin 39, WSU 34NC.....Mar. 29.....Kansas City, Mo.

1941-42 (8 teams)

STAN 53, Rice 47West RSF.....Mar. 20.....Kansas City, Mo.
 STAN 46, COLO 35West RF.....Mar. 21.....Kansas City, Mo.
 STAN 53, Dartmouth 38NC.....Mar. 28.....Kansas City, Mo.

COLO 46, Kansas 44West RSF.....Mar. 20.....Kansas City, Mo.
 STAN 46, COLO 35West RF.....Mar. 21.....Kansas City, Mo.
 (COLO not a Conference member at time of game)

1942-43 (8 teams)

Texas 59, WASH 55West RSF.....Mar. 26.....Kansas City, Mo.
 Oklahoma 58, WASH 43West R3rd.....Mar. 27.....Kansas City, Mo.

1943-44 (8 teams)

UTAH 45, Missouri 35West RSF.....Mar. 24.....Kansas City, Mo.
 UTAH 40, Iowa StateWRFMar. 25.....Kansas City, Mo.
 UTAH 42, Dartmouth 40 (OT)NC.....Mar. 28.....New York, N.Y.
 (UTAH not a Conference member at time of game)

1944-45 (8 teams)

Arkansas 79, ORE 76West RSF.....Mar. 23.....Kansas City, Mo.
 ORE 69, UTAH 66West R3rd.....Mar. 24.....Kansas City, Mo.

ORE 69, UTAH 66West R3rd.....Mar. 24.....Kansas City, Mo.
 (UTAH not a Conference member at time of game)

1945-46 (8 teams)

CAL 50, COLO 44West RSF.....Mar. 22.....Kansas City, Mo.
 Oklahoma A&M 52, CAL 35West RF.....Mar. 23.....Kansas City, Mo.
 Ohio State 63, CAL 45N3rd.....Mar. 26.....New York, N.Y.

CAL 50, COLO 44West RSF.....Mar. 22.....Kansas City, Mo.
 COLO 59, Baylor 44West R3rd.....Mar. 23.....Kansas City, Mo.

1946-47 (8 teams)

Oklahoma 56, OSU 54West RSF.....Mar. 21.....Kansas City, Mo.
 OSU 63, Wyoming 46West R3rd.....Mar. 22.....Kansas City, Mo.

1947-48 (8 teams)

Baylor 64, WASH 62West RSF.....Mar. 19.....Kansas City, Mo.
 WASH 57, Wyoming 47West R3rd.....Mar. 20.....Kansas City, Mo.

1948-49 (8 teams)

OSU 56, Arkansas 38West RSF.....Mar. 18.....Kansas City, Mo.
 Oklahoma A&M 55, OSU 30West RF.....Mar. 19.....Kansas City, Mo.
 Illinois 83, OSU 53N3rd.....Mar. 23.....New York, N.Y.

1949-50 (8 teams)

Bradley 73, UCLA 59West RSF.....Mar. 24.....Kansas City, Mo.
 Brigham Young 83, UCLA 62West R3rd.....Mar. 25.....Kansas City, Mo.

1950-51 (16 teams)

WASH 62, Texas A&M 40West 1st.....Mar. 22.....Kansas City, Mo.
 Oklahoma A&M 61, WASH 57West RSF.....Mar. 23.....Kansas City, Mo.
 WASH 80, Brigham Young 67West R3rd.....Mar. 24.....Kansas City, Mo.

Kansas State 61, ARIZ 59West 1st.....Mar. 21.....Kansas City, Mo.
 (ARIZ not a Conference member at time of game)

1951-52 (16 teams)

Santa Clara 68, UCLA 59West 1st.....Mar. 22.....Corvallis, Ore.
 Oklahoma City 55, UCLA 53West R3rd.....Mar. 22.....Corvallis, Ore.

1952-53 (22 teams)

WASH 92, Seattle 70West RSF.....Mar. 13.....Seattle, Wash.
 WASH 74, Santa Clara 62West RF.....Mar. 14.....Corvallis, Ore.
 Kansas 79, WASH 53NSF.....Mar. 17.....Kansas City, Mo.
 WASH 88, Louisiana State 69N3rd.....Mar. 18.....Kansas City, Mo.



1953-54 (24 teams)

USC 73, Idaho State 59..... West RSF..... Mar. 12..... Corvallis, Ore.
 USC 66, Santa Clara 65 West RF..... Mar. 13..... Corvallis, Ore.
 Bradley 74, USC 72 NSF..... Mar. 19..... Kansas City, Mo.
 Penn State 70, USC 61 N3rd..... Mar. 20..... Kansas City, Mo.

Bradley 76, COLO 64 WRSF..... Mar. 12..... Stillwater, Okla.
 Rice 78, COLO 55 WR3rd..... Mar. 13..... Stillwater, Okla.

1954-55 (24 teams)

OSU 83, Seattle 71 West RSF..... Mar. 11..... Corvallis, Ore.
 San Francisco 57, OSU 56 West RF..... Mar. 12..... Corvallis, Ore.

San Francisco 78, UTAH 59 West RSF..... Mar. 11..... Corvallis, Ore.
 UTAH 108, Seattle 85 West R3rd..... Mar. 12..... Corvallis, Ore.
 (UTAH not a Conference member at time of game)

1955-56 (24 teams)

San Francisco 72, UCLA 61 West RSF..... Mar. 16..... Corvallis, Ore.
 UCLA 94, Seattle 70 West R3rd..... Mar. 17..... Corvallis, Ore.

COLO 69, Tulsas 59 West RSF..... Mar. 10..... Manhattan, Kan.
 COLO 93, Bradley 81 West RF..... Mar. 15..... Manhattan, Kan.
 San Francisco 62, COLO 50 NSF..... Mar. 19..... Kansas City, Mo.
 COLO 75, Iowa 54 N3rd..... Mar. 21..... Kansas City, Mo.
 (COLO not a Conference member at time of game)

UTAH 81, Seattle 72 West RSF..... Mar. 16..... Corvallis, Ore.
 San Francisco 92, UTAH 77 West RF..... Mar. 17..... Corvallis, Ore.
 (UTAH not a Conference member at time of game)

1956-57 (23 teams)

CAL 86, Brigham Young 59 West RSF..... Mar. 15..... Corvallis, Ore.
 San Francisco 50, CAL 46 West RF..... Mar. 16..... Corvallis, Ore.

1957-58 (24 teams)

CAL 54, Idaho State 43 West RSF..... Mar. 14. San Francisco, Calif.
 Seattle 66, CAL 62 OT West RF..... Mar. 15. San Francisco, Calif.
 Idaho State 72, ASU 68..... West 1st..... Mar. 12..... Berkeley, Calif.
 (ASU not a Conference member at time of game)

1958-59 (22 teams)

CAL 71, UTAH 53 West RSF..... Mar. 13. San Francisco, Calif.
 CAL 66, Saint Mary's (Calif.) 46 West RF..... Mar. 14. San Francisco, Calif.
 CAL 64, Cincinnati 58 NSF..... Mar. 20..... Louisville, Ky.
 CAL 71, West Virginia 70 NC..... Mar. 21..... Louisville, Ky.

CAL 71, UTAH 53 West RSF..... Mar. 13. San Francisco, Calif.
 Idaho State 71, UTAH 65 West R3rd..... Mar. 14.. San Francisco, Calif.
 (UTAH not a Conference member at time of game)

1959-60 (25 teams)

CAL 71, Idaho State 44 West 1st..... Mar.8... San Francisco, Calif.
 CAL 69, Santa Clara 49 West RSF..... Mar. 11..... Seattle, Wash.
 CAL 70, ORE 49 West RF..... Mar. 12..... Seattle, Wash.
 CAL 77, Cincinnati 69 NSF..... Mar. 18. San Francisco, Calif.
 Ohio State 75, CAL 55 NC..... Mar. 19. San Francisco, Calif.

UTAH 80, USC 73..... West 1st..... Mar. 7..... Corvallis, Ore.

ORE 68, New Mexico State 60..... West 1st..... Mar. 7..... Corvallis, Ore.
 ORE 65, UTAH 64..... West RSF..... Mar. 11..... Corvallis, Ore.
 CAL 70, ORE 49..... West RF..... Mar. 12..... Seattle, Wash.
 (ORE not a Pac-12 member at time of game)

UTAH 80, USC 73..... West 1st..... Mar. 8..... Provo, Utah
 Oregon 65, Utah 54 West RSF..... Mar. 11..... Seattle, Wash.
 UTAH 89, Santa Clara 81 West R3rd..... Mar. 12..... Seattle, Wash.
 (UTAH not a Conference member at time of game)

1960-61 (24 teams)

USC 81, ORE 79 West 1st..... Mar. 15..... Portland, Ore.
 ASU 86, USC 71 West RSF..... Mar. 17..... Portland, Ore.
 Loyola Marymount 69, USC 67 West RF..... Mar. 24..... Kansas City, Mo.

ASU 72, Seattle 70..... West 1st..... Mar. 15..... Portland, Ore.
 ASU 86, USC 71 West RSF..... Mar. 17..... Portland, Ore.

UTAH 88, ASU 80..... West RF..... Mar. 18..... Portland, Ore.
 (ASU not a Conference member at time of game)

USC 81, ORE 79 West 1st..... Mar. 15..... Portland, Ore.
 (ORE not a Pac-12 member at time of game)

UTAH 91, Loyola Marymount 75 West RSF..... Mar. 17..... Portland, Ore.
 UTAH 88, ASU 80..... West RF..... Mar. 18..... Portland, Ore.
 Cincinnati 82, UTAH 67 NSF..... Mar. 24..... Kansas City, Mo.
 St. Joseph's 127, UTAH 120 (40T)..... N3rd..... Mar. 25..... Kansas City, Mo..
 (UTAH not a Conference member at time of game)

1961-62 (25 teams)

UCLA 73, Utah State 62..... West RSF..... Mar. 16..... Provo, Utah
 UCLA 88, OSU 69..... West RF..... Mar. 17..... Provo, Utah
 Cincinnati 72, UCLA 70..... NSF..... Mar. 23..... Louisville, Ky.
 Wake Forest 82, UCLA 80 N3rd..... Mar. 24..... Louisville, Ky.

OSU 69, Seattle 65 West 1st..... Mar. 13..... Corvallis, Ore.
 OSU 69, Pepperdine 67 West RSF..... Mar. 16..... Provo, Utah
 UCLA 88, OSU 69 West SF..... Mar. 17..... Provo, Utah
 (OSU not a Conference member at time of game)

Utah State 78, ASU 73..... West 1st..... Mar. 13..... Corvallis, Ore.
 (ASU not a Conference member at time of game)

COLO 67, Texas Tech 60 West RSF..... Mar. 16..... Manhattan, Kan.
 Cincinnati 73, COLO 46..... West RF..... Mar. 17..... Manhattan, Kan.
 (COLO not a Conference member at time of game)

1962-63 (25 teams)

ASU 93, UCLA 79 West RSF..... Mar. 11..... Eugene, Ore.
 ASU 79, Utah State 75 (OT) West 1st..... Mar. 11..... Eugene, Ore.
 ASU 93, UCLA 79 West RSF..... Mar. 15..... Provo, Utah
 OSU 83, ASU 65 West SF..... Mar. 16..... Provo, Utah
 (ASU not a Conference member at time of game)

OSU 70, Seattle 66 West 1st..... Mar. 11..... Eugene, Ore.
 OSU 65, San Francisco 61 West RSF..... Mar. 15..... Provo, Utah
 OSU 83, ASU 65 West RF..... Mar. 16..... Provo, Utah
 Cincinnati 80, OSU 46 NSF..... Mar. 22..... Louisville, Ky.
 Duke 85, OSU 63..... N3rd..... Mar. 23..... Louisville, Ky.
 (OSU not a Conference member at time of game)

COLO 78, Oklahoma City 72..... Midwest RSF ... Mar. 15..... Lawrence, Kan.
 Cincinnati 67, COLO 60..... Midwest R3rd .. Mar. 16..... Lawrence, Kan.
 (COLO not a Conference member at time of game)

1963-64 (25 teams)

UCLA 95, Seattle 90 West RSF..... Mar. 13..... Corvallis, Ore.
 UCLA 76, San Francisco 72 West RF..... Mar. 14..... Corvallis, Ore.
 UCLA 90, Kansas State 84 NSF..... Mar. 20..... Kansas City, Mo.
 UCLA 98, Duke 83..... NC..... Mar. 21..... Kansas City, Mo.

Seattle 61, OSU 57 West 1st..... Mar. 10..... Eugene, Ore.
 (OSU not a Pac-10 member at time of game)

Utah State 92, ASU 90..... West 1st..... Mar. 10..... Eugene, Ore.
 (ASU not a Conference member at time of game)

1964-65 (23 teams)

UCLA 100, Brigham Young 76 West RSF..... Mar. 12..... Provo, Utah
 UCLA 101, San Francisco 93 West RF..... Mar. 13..... Provo, Utah
 UCLA 108, Wichita State 89 NSF..... Mar. 19..... Portland, Ore.
 UCLA 91, Michigan 80 NC..... Mar. 20..... Portland, Ore.

1965-66 (22 teams)

OSU 63, Houston 60..... West RSF..... Mar. 11... Los Angeles, Calif.
 UTAH 70, OSU 64 West RF..... Mar. 12... Los Angeles, Calif.

UTAH 83, Pacific 74 West RSF..... Mar. 11... Los Angeles, Calif.
 UTAH 70, OSU 64 West RF..... Mar. 12... Los Angeles, Calif.
 Texas Western 85, UTAH 78..... NSF..... Mar. 18..... College Park, Md.
 Duke 79, UTAH 77 N3rd..... Mar. 19..... College Park, Md.
 (UTAH not a Conference member at time of game)

1966-67 (23 teams)

UCLA 109, Wyoming 60.....West RSF.....Mar. 17.....Corvallis, Ore.
 UCLA 80, Pacific 64.....West SF.....Mar. 18.....Corvallis, Ore.
 UCLA 73, Houston 58.....NSF.....Mar. 24.....Louisville, Ky.
 UCLA 79, Dayton 64.....NC.....Mar. 25.....Louisville, Ky.

1967-68 (23 teams)

UCLA 58, New Mexico State 49.....West RSF.....Mar. 15...Albuquerque, N.M.
 UCLA 87, Santa Clara 66.....West RF.....Mar. 16...Albuquerque, N.M.
 UCLA 101, Houston 69.....NSF.....Mar. 22... Los Angeles, Calif.
 UCLA 78, North Carolina 55.....NC.....Mar. 23... Los Angeles, Calif.

1968-69 (25 teams)

UCLA 53, New Mexico State 38.....West RSF.....Mar. 13.... Los Angeles, Calif.
 UCLA 90, Santa Clara 52.....West SF.....Mar. 15.... Los Angeles, Calif.
 UCLA 85, Drake 82.....NSF.....Mar. 20.....Louisville, Ky.
 UCLA 92, Purdue 72.....NC.....Mar. 22.....Louisville, Ky.

Colorado State 64, COLO 56.....Midwest RSF ..Mar. 13..... Lawrence, Kan.
 COLO 97, Texas A&M 82.....Midwest R3rd ..Mar. 15..... Lawrence, Kan.
 (COLO not a Conference member at time of game)

1969-70 (25 teams)

UCLA 88, Long Beach State 65.....West RSF.....Mar. 12..... Seattle, Wash.
 UCLA 101, Utah State 79.....West RF.....Mar. 14..... Seattle, Wash.
 UCLA 93, New Mexico State 77.....NSF.....Mar. 19..... College Park, Md.
 UCLA 80, Jacksonville 69.....NC.....Mar. 21..... College Park, Md.

1970-71 (25 teams)

UCLA 91, Brigham Young 73.....West RSF.....Mar. 18. Salt Lake City, Utah
 UCLA 57, Long Beach State 55.....West RF.....Mar. 20.. Salt Lake City, Utah
 UCLA 68, Kansas 60.....NSF.....Mar. 25.....Houston, Texas
 UCLA 68, Villanova 62.....NC.....Mar. 27.....Houston, Texas

1971-72 (25 teams)

UCLA 90, Weber State 58.....West RSF.....Mar. 18..... Provo, Utah
 UCLA 73, Long Beach State 57.....West RF.....Mar. 20..... Provo, Utah
 UCLA 96, Louisville 77.....NSF.....Mar. 25.... Los Angeles, Calif.
 UCLA 81, Florida State 76.....NC.....Mar. 25.... Los Angeles, Calif.

1972-73 (25 teams)

UCLA 98, ASU 81.....West RSF.....Mar. 15... Los Angeles, Calif.
 UCLA 54, San Francisco 39.....West RF.....Mar. 17.... Los Angeles, Calif.
 UCLA 70, Indiana 69.....NSF.....Mar. 24..... St. Louis, Mo.
 UCLA 87, Memphis State 66.....NC.....Mar. 25..... St. Louis, Mo.

ASU 103, Oklahoma City 78.....West 1st.....Mar. 10..... Logan, Utah
 UCLA 98, ASU 81.....West RSF.....Mar. 15.... Los Angeles, Calif.
 (ASU not a Conference member at time of game)

1973-74 (25 teams)

UCLA 111, Dayton 100 (30T).....West RSF.....Mar. 14..... Tucson, Ariz.
 UCLA 83, San Francisco 60.....West RF.....Mar. 15..... Tucson, Ariz.
 N. Car. St. 80, UCLA 77 (20T).....NSF.....Mar. 24..... Greensboro, N.C.
 UCLA 78, Kansas 61.....NC3rd.....Mar. 25..... Greensboro, N.C.

1974-75 (32 teams)

UCLA 103, Michigan 91 (OT).....West 1st.....Mar. 15.....Portland, Ore.
 UCLA 67, Montana 64.....West RSF.....Mar. 20.....Portland, Ore.
 UCLA 89, ASU 75.....West RF.....Mar. 22.....Portland, Ore.
 UCLA 75, Louisville 74 (OT).....NSF.....Mar. 29.....San Diego, Calif.
 UCLA 92, Kentucky 85.....NC.....Mar. 31.....San Diego, Calif.

OSU 78, Middle Tenn. St. 67.....West 1st.....Mar. 15.....Lexington, Ky.
 Indiana 81, OSU 71.....Midwest RSF ..Mar. 20.....Dayton, Ohio
 Central Michigan 88, OSU 87.....Midwest R3rd ..Mar. 22.....Tulsa, Okla.

ASU 97, Alabama 94.....West 1st.....Mar. 15.....Tempe, Ariz.
 ASU 84, Nevada-Las Vegas 81.....West RSF.....Mar. 20.....Tempe, Ariz.
 UCLA 89, ASU 75.....West RF.....Mar. 22.....Portland, Ore.
 (ASU not a Conference member at time of game)

1975-76 (32 teams)

UCLA 74, San Diego State 64.....West 1st.....Mar. 13.....Eugene, Ore.
 UCLA 70, Pepperdine 61.....West RSF.....Mar. 20.....Eugene, Ore.
 UCLA 82, ARIZ 66.....West RF.....Mar. 20.... Los Angeles, Calif.
 Indiana 65, UCLA 51.....NSF.....Mar. 27.....Philadelphia, Pa.
 UCLA 106, Rutgers 92.....NC3rd.....Mar. 29.....Philadelphia, Pa.

Missouri 69, WASH 67.....Midwest 1st.....Mar. 13.....Lawrence, Kan.

ARIZ 83, Georgetown 76.....West 1st.....Mar. 13.....Tempe, Ariz.
 ARIZ 117, Nev.-L.V. 109 (OT).....West RSF.....Mar. 18.....Tempe, Ariz.
 UCLA 82, ARIZ 66.....West RF.....Mar. 20.... Los Angeles, Calif.
 (ARIZ not a Conference member at time of game)

1976-77 (16 teams)

UCLA 87, Louisville 79.....West 1st.....Mar. 12.....Pocatello, Idaho
 Idaho State 76, UCLA 75.....West RSF.....Mar. 17.....Pocatello, Idaho

Southern Illinois 81, ARIZ 77.....Midwest 1st.....Mar. 12.....Omaha, Neb.
 (ARIZ not a Conference member at time of game)

UTAH 72, St. John's 68.....West 1st.....Mar. 12.....Tucson, Ariz.
 UNLV 88, UTAH 83.....West RSF.....Mar. 17.....Provo, Utah
 (UTAH not a Conference member at time of game)

1977-78 (32 teams)

UCLA 83, Kansas 76.....West 1st.....Mar. 11.....Eugene, Ore.
 Arkansas 74, UCLA 70.....West RSF.....Mar. 16.....Eugene, Ore.

UTAH 86, Missouri 79 (20T).....Midwest 1st.....Mar. 12.....Wichita, Kan.
 Notre Dame 69, UTAH 56.....Midwest RSF ..Mar. 17.....Lawrence, Kan.
 (UTAH not a Conference member at time of game)

1978-79 (40 teams)

UCLA 76, Pepperdine 71.....West 2nd.....Mar. 11.... Los Angeles, Calif.
 UCLA 99, San Francisco 81.....West RSF.....Mar. 15.... Los Angeles, Calif.
 DePaul 95, UCLA 91.....West RF.....Mar. 17.....Provo, Utah

USC 86, Utah State 67.....West 1st.....Mar. 9..... Los Angeles, Calif.
 DePaul 89, USC 78.....West 2nd.....Mar. 11.... Los Angeles, Calif.

Pepperdine 92, UTAH 88 (OT).....West 1st.....Mar. 9..... Los Angeles, Calif.
 (UTAH not a Conference member at time of game)

1979-80 (48 teams)

UCLA 87, Old Dominion 74.....West 1st.....Mar. 7.....Tempe, Ariz.
 UCLA 77, DePaul 71.....West 2nd.....Mar. 9.....Tempe, Ariz.
 UCLA 72, Ohio State 68.....West RSF.....Mar. 13.....Tucson, Ariz.
 UCLA 85, Clemson 74.....West RF.....Mar. 15.....Tucson, Ariz.
 UCLA 67, Purdue 62.....NSF.....Mar. 22.....Indianapolis, Ind.
 Louisville 59, UCLA 52.....NC.....Mar. 24.....Indianapolis, Ind.

ASU 99, Loyola Marymount 71.....West 1st.....Mar. 7.....Tempe, Ariz.
 Ohio State 89, ASU 75.....West 2nd.....Mar. 9.....Tempe, Ariz.

Lamar 81, OSU 77.....West 2nd.....Mar. 8.....Ogden, Utah

Pennsylvania 62, WSU 55.....Midwest 1st.....Mar. 6.... West Lafayette, Ind.

1980-81 (48 teams)

Kansas State 50, OSU 48.....West 2nd.....Mar. 14.... Los Angeles, Calif.

Kansas 88, ASU 71.....Midwest 2nd.....Mar. 15.....Wichita, Kan.

Brigham Young 78, UCLA 55.....East 2nd.....Mar. 14.....Providence, R.I.

UTAH 94, Northeastern 69.....West 2nd.....Mar. 15.....El Paso, Texas
 North Carolina 61, UTAH 56.....West RSF.....Mar. 19 Salt Lake City, Utah.\n
 (UTAH not a Conference member at time of game)

1981-82 (48 teams)

OSU 70, Pepperdine 51.....West 2nd.....Mar. 14.....Pullman, Wash.
 OSU 60, Idaho 42.....West RSF.....Mar. 18.....Pullman, Wash.
 Georgetown 69, OSU 45.....West RF.....Mar. 20.....Provo, Utah

Wyoming 61, USC 58.....West 1st.....Mar. 11.....Logan, Utah



1982-83 (48 teams)

WSU 62, Weber State 52.....West 1st.....Mar. 17.....Boise, Idaho
Virginia 54, WSU 49.....West 2nd.....Mar. 19.....Boise, Idaho

UTAH 67, UCLA 61.....West 2nd.....Mar. 19.....Boise, Idaho
UTAH 52, Illinois 49.....West 1st.....Mar. 17.....Boise, Idaho
UTAH 67, UCLA 61.....West 2nd.....Mar. 19.....Boise, Idaho
North Carolina 75, UTAH 56.....West RSF.....Mar. 24.....Ogden, Utah
(UTAH not a Conference member at time of game)

1983-84 (48 teams)

WASH 64, Nevada-Reno 54.....West 1st.....Mar. 16.....Pullman, Wash
WASH 80, Duke 78.....West 2nd.....Mar. 23.....Pullman, Wash.
Dayton 64, WASH 58.....West RSF.....Mar. 23.....Los Angeles, Calif.

West Virginia 64, OSU 62.....Midwest 1st.....Mar. 15.....Birmingham, Ala.

1984-85 (64 teams)

Illinois State 58, USC 55.....Midwest 1st.....Mar. 14.....Tulsa, Okla.

Kentucky 66, WASH 58.....West 1st.....Mar. 14.....Salt Lake City, Utah

Notre Dame 79, OSU 70.....Southeast 1st.....Mar. 14.....Notre Dame, Ind.

Alabama 50, ARIZ 41.....West 1st.....Mar. 15.....Albuquerque, N.M.

1985-86 (64 teams)

Auburn 73, ARIZ 63.....West 1st.....Mar. 14.....Long Beach, Calif.

Michigan State 72, WASH 70.....Midwest 1st.....Mar. 14.....Dayton, Ohio

North Carolina 84, UTAH 72.....West 1st.....Mar. 13.....Ogden, Utah

1986-87 (64 teams)

UCLA 92, Central Michigan 73.....West 1st.....Mar. 12.....Salt Lake City, Utah
Wyoming 78, UCLA 68.....West 2nd.....Mar. 14.....Salt Lake City, Utah

Texas-El Paso 98, ARIZ 91 (OT).....West 1st.....Mar. 14.....Tucson, Ariz.

1987-88 (64 teams)

ARIZ 90, Cornell 50.....West 1st.....Mar. 18.....Los Angeles, Calif.
ARIZ 84, Seton Hall 55.....West 2nd.....Mar. 20.....Los Angeles, Calif.
ARIZ 99, Iowa 79.....West RSF.....Mar. 25.....Seattle, Wash.
ARIZ 70, North Carolina 52.....West RF.....Mar. 27.....Seattle Wash.
Oklahoma 86, ARIZ 78.....NSF.....Apr. 2.....Kansas City, Mo.

Louisville 70, OSU 61.....Southeast 1st.....Mar. 17.....Atlanta, Ga.

1988-89 (64 teams)

ARIZ 94, Robert Morris 60.....West 1st.....Mar. 16.....Boise, Idaho
ARIZ 94, Clemson 68.....West 2nd.....Mar. 18.....Boise, Idaho
Nevada-Las Vegas 68, ARIZ 67.....West RSF.....Mar. 23.....Denver, Colo.

Siena 80, STAN 78.....East 1st.....Mar. 16.....Greensboro, N.C.

UCLA 84, Iowa State 74.....Southeast 1st.....Mar. 17.....Atlanta, Ga.
North Carolina 88, UCLA 81.....Southeast 2nd.....Mar. 19.....Atlanta, Ga.

Evansville 94, OSU 90 OT.....West 1st.....Mar. 15.....Salt Lake City, Utah

1989-90 (64 teams)

ARIZ 79, South Florida 67.....West 1st.....Mar. 16.....Long Beach, Calif.
Alabama 77, ARIZ 55.....West 2nd.....Mar. 18.....Long Beach, Calif.

CAL 65, Indiana 63.....East 1st.....Mar. 15.....Hartford, Conn.
Connecticut 74, CAL 54.....East 2nd.....Mar. 17.....Hartford, Conn.

Ball State 54, OSU 53.....West 1st.....Mar. 15.....Salt Lake City, Utah

UCLA 68, Ala.-Birmingham 56.....East 1st.....Mar. 16.....Atlanta, Ga.
UCLA 71, Kansas 70.....East 2nd.....Mar. 18.....Atlanta, Ga.
Duke 90, UCLA 81.....East RSF.....Mar. 22.....Atlanta, Ga.

1990-91 (64 teams)

ARIZ 93, St. Francis (Pa.) 80.....West 1st.....Mar. 14.....Salt Lake City, Utah
ARIZ 76, Brigham Young 61.....West 2nd.....Mar. 16.....Salt Lake City, Utah
Seton Hall 81, ARIZ 77.....West RSF.....Mar. 21.....Seattle, Wash.

ASU 79, Rutgers 76.....Southeast 1st.....Mar. 15.....Atlanta, Ga.
Arkansas 97, ASU 90.....Southeast 2nd.....Mar. 17.....Atlanta, Ga.

Penn State 74, UCLA 69.....East 1st.....Mar. 15.....Syracuse, N.Y.

Florida State 75, USC 72.....Southeast 1st.....Mar. 14.....Louisville, Ky.

UTAH 82, South Alabama 72.....West 1st.....Mar. 15.....Tucson, Ariz.
UTAH 85, Michigan State 84 (2OT).....West 2nd.....Mar. 17.....Tucson, Ariz.
UNLV 83, UTAH 66.....West RSF.....Mar. 21.....Seattle, Wash.
(UTAH not a Conference member at time of game)

1991-92 (64 teams)

East Tennessee State 87, ARIZ 80.....Southeast 1st.....Mar. 20.....Atlanta, Ga.

Alabama 80, STAN 75.....Southeast 1st.....Mar. 19.....Cincinnati, Ohio

UCLA 73, Robert Morris 53.....West 1st.....Mar. 20.....Tempe, Ariz.
UCLA 85, Louisville 69.....West 2nd.....Mar. 22.....Tempe, Ariz.
UCLA 85, New Mexico State 78.....West RSF.....Mar. 26.....Tempe, Ariz.
Indiana 106, UCLA 79.....West RF.....Mar. 28.....Albuquerque, N.M.

USC 84, Northeast Louisiana 54.....Midwest 1st.....Mar. 19.....Milwaukee, Wisc.
Georgia Tech 79, USC 78.....Midwest 2nd.....Mar. 21.....Milwaukee, Wisc.

1992-93 (64 teams)

Santa Clara 64, ARIZ 61.....West 1st.....Mar. 18.....Salt Lake City, Utah

CAL 66, Louisiana State 61.....Midwest 1st.....Mar. 18.....Chicago, Ill.
CAL 82, Duke 77.....Midwest 2nd.....Mar. 20.....Chicago, Ill.
Kansas 93, CAL 76.....Midwest RSF.....Mar. 26.....St. Louis, Mo.

UCLA 81, Iowa State 70.....West 1st.....Mar. 19.....Tucson, Ariz.
Michigan 86, UCLA 84 (OT).....West 2nd.....Mar. 21.....Tucson, Ariz.

UTAH 86, Pittsburgh 65.....Southeast 1st.....Mar. 19.....Nashville, Tenn.
Kentucky 83, UTAH 62.....Southeast 2nd.....Mar. 21.....Nashville, Tenn.
(UTAH not a Conference member at time of game)

1993-94 (64 teams)

ARIZ 81, Loyola (Md.) 55.....West 1st.....Mar. 18.....Sacramento, Calif.
ARIZ 71, Virginia 58.....West 2nd.....Mar. 20.....Sacramento, Calif.
ARIZ 82, Louisville 70.....West RSF.....Mar. 24.....Los Angeles, Calif.
ARIZ 92, Missouri 72.....West RF.....Mar. 26.....Los Angeles, Calif.
Arkansas 91, ARIZ 82.....NSF.....Apr. 2.....Charlotte, N.C.

Wisconsin-Green Bay 61, CAL 57.....West 1st.....Mar. 17.....Ogden, Utah

Tulsa 112, UCLA 102.....Midwest 1st.....Mar. 18.....Oklahoma City, Okla.

Boston College 67, WSU 64.....East 1st.....Mar. 18.....Landover, Md.

1994-95 (64 teams)

Miami (Ohio) 71, ARIZ 62.....Midwest 1st.....Mar. 16.....Dayton, Ohio

ASU 81, Ball State 66.....Southeast 1st.....Mar. 16.....Memphis, Tenn.
ASU 64, Manhattan 54.....Southeast 1st.....Mar. 18.....Memphis, Tenn.
Kentucky 97, ASU 73.....RSF.....Mar. 23.....Birmingham, Ala.

Texas 90, ORE 73.....West 1st.....Mar. 16.....Salt Lake City, Utah

STAN 70, UNC-Charlotte 68.....East 1st.....Mar. 17.....Albany, N.Y.
Massachusetts 75, STAN 53.....East 2nd.....Mar. 19.....Albany, N.Y.

UCLA 92, Florida International 56.....West 1st.....Mar. 17.....Boise, Idaho
UCLA 75, Missouri 74.....West 2nd.....Mar. 19.....Boise, Idaho
UCLA 86, Mississippi State 67.....RSF.....Mar. 23.....Oakland, Calif.
UCLA 102, Connecticut 96.....RF.....Mar. 25.....Oakland, Calif.
UCLA 74, Oklahoma State 61.....NSF.....Apr. 1.....Seattle, Wash.
UCLA 89, Arkansas 78.....NC.....Apr. 3.....Seattle, Wash.

UTAH 76, Long Beach State 64.....West 1st.....Mar. 17.....Boise, Idaho
Mississippi State 78, UTAH 64.....West 2nd.....Mar. 19.....Boise, Idaho
(UTAH not a Conference member at time of game)

PAC-12 IN THE NCAA TOURNAMENT

1995-96 (64 teams)

ARIZ 90, Valparaiso 51 West 1st..... Mar. 15..... Tempe, Ariz.
 ARIZ 87, Iowa 73 West 2nd Mar. 17..... Tempe, Ariz.
 Kansas 83, ARIZ 80 RSF Mar. 22..... Denver, Colo.

Iowa State 74, CAL 64 Southeast 1st... Mar. 14..... Dallas, Texas

STAN 66, Bradley 58 East 1st Mar. 14..... Providence, R.I.
 Massachusetts 79, STAN 74 East 2nd Mar. 16..... Providence, R.I.

Princeton 43, UCLA 41 Southeast 1st... Mar. 14..... Indianapolis, Ind.

UTAH 72, Canisius 43 Midwest 1st Mar. 14..... Dallas, Texas
 UTAH 73, Iowa State 67 Midwest 2nd.... Mar. 16..... Dallas, Texas
 Kentucky 101, UTAH 70 Midwest RSF ... Mar. 21... Minneapolis, Minn.
 (UTAH not a Conference member at time of game)

1996-97 (64 teams)

ARIZ 65, South Alabama 57 Southeast 1st... Mar. 13..... Memphis, Tenn.
 ARIZ 73, College of Charleston 69 Southeast 2nd . Mar. 15..... Memphis, Tenn.
 ARIZ 85, Kansas 82 RSF Mar. 21..... Birmingham, Ala.
 ARIZ 96, Providence 92 (OT) RF Mar. 23..... Birmingham, Ala.
 ARIZ 66, North Carolina 58 NSF Mar. 29..... Indianapolis, Ind.
 ARIZ 84, Kentucky 79 (OT) NC..... Mar. 31..... Indianapolis, Ind.

CAL 55, Princeton 52 East 1st Mar. 13 Winston-Salem, N.C.
 CAL 75, Villanova 68 East 2nd Mar. 15 Winston-Salem, N.C.
 North Carolina 63, CAL 57 RSF Mar. 21..... Syracuse, N.Y.

STAN 80, Oklahoma 67 West 1st..... Mar. 14..... Tucson, Ariz.
 STAN 72, Wake Forest 66 West 2nd Mar. 16..... Tucson, Ariz.
 Utah 82, STAN 77 (OT) RSF Mar. 20..... San Jose, Calif.

UCLA 109, Charleston Southern 75.... Midwest 1st Mar. 13.. Auburn Hills, Mich.
 UCLA 96, Xavier 83 Midwest 2nd.... Mar. 15.. Auburn Hills, Mich.
 UCLA 74, Iowa State 73 (OT) RSF Mar. 20... San Antonio, Texas
 Minnesota 80, UCLA 72 RF Mar. 22... San Antonio, Texas

Illinois 90, USC 77 Southeast 1st... Mar. 14..... Charlotte, N.C.

COLO 80, Indiana 62 East 1st Mar. 14 Winston-Salem, N.C.
 North Carolina 73, COLO 56 East 2nd Mar. 16 Winston-Salem, N.C.
 (COLO not a Conference member at time of game)

UTAH 75, Navy 61 West 1st..... Mar. 14..... Tucson, Ariz.
 UTAH 77, UNC Charlotte 58 West 2nd Mar. 26..... Tucson, Ariz.
 UTAH 82, STAN 77 (OT) West RSF Mar. 20..... San Jose, Calif.
 Kentucky 72, UTAH 59 West RF..... Mar. 22..... San Jose, Calif.
 (UTAH not a Conference member at time of game)

1997-98 (64 teams)

ARIZ 99, Nicholls State 60 West 1st..... Mar. 12... Sacramento, Calif.
 ARIZ 82, Illinois State 49 West 2nd Mar. 14... Sacramento, Calif.
 ARIZ 87, Maryland 79 RSF Mar. 19..... Anaheim, Calif.
 Utah 76, ARIZ 51 RF Mar. 21..... Anaheim, Calif.

STAN 67, College of Charleston 57 Midwest 1st Mar. 13..... Chicago, Ill.
 STAN 83, Western Michigan 65 Midwest 2nd.... Mar. 15..... Chicago, Ill.
 STAN 67, Purdue 59 RSF Mar. 20..... St. Louis, Mo.
 STAN 79, Rhode Island 77 RF Mar. 22..... St. Louis, Mo.
 Kentucky 86, STAN 85 (OT) NSF Mar. 28... San Antonio, Texas

UCLA 65, Miami, Fla. 62 South 1st Mar. 13..... Atlanta, Ga.
 UCLA 85, Michigan 82 South 2nd..... Mar. 15..... Atlanta, Ga.
 Kentucky 94, UCLA 68 RSF Mar. 20... St. Petersburg, Fla.

WASH 69, Xavier 68 East 1st Mar. 12..... Washington, D.C.
 WASH 81, Richmond 66 East 2nd Mar. 14..... Washington, D.C.
 Connecticut 75, WASH 74 RSF Mar. 19..... Greensboro, N.C.

UTAH 85, San Francisco 68 West 1st..... Mar. 12..... Boise, Idaho
 UTAH 75, Arkansas 69 West 2nd Mar. 14..... Boise, Idaho
 UTAH 65, West Virginia 62 West RSF Mar. 19..... Anaheim Calif.
 UTAH 76, ARIZ 51 West RF Mar. 21..... Anaheim, Calif.
 UTAH 65, North Carolina 59 NSF Mar. 28... San Antonio, Texas
 Kentucky 78, UTAH 69 NC..... Mar. 30... San Antonio, Texas
 (UTAH not a Conference member at time of game)

1998-99 (64 teams)

Oklahoma 61, ARIZ 60 Midwest 1st Mar. 12..... Milwaukee, Wis.

STAN 69, Alcorn State 57 West 1st..... Mar. 11..... Seattle, Wash.
 Gonzaga 82, STAN 74 West 2nd Mar. 13..... Seattle, Wash.

Detroit 56, UCLA 53 South 1st Mar. 11..... Indianapolis, Ind.

Miami (Ohio) 59, WASH 58 Midwest 1st Mar. 12..... New Orleans, La.

UTAH 80, Arkansas State 58 Midwest 1st Mar. 12..... New Orleans, La.
 Miami (Ohio) 66, UTAH 58 Midwest 2nd.... Mar. 14..... New Orleans, La.
 (UTAH not a Conference member at time of game)

1999-00 (64 teams)

ARIZ 71, Jackson State 47 West 1st..... Mar. 16.. Salt Lake City, Utah
 Wisconsin 66, ARIZ 59 West 2nd Mar. 18.. Salt Lake City, Utah

Seton Hall 72, ORE 71 East 1st Mar. 17..... Buffalo, New York

STAN 84, S. Carolina St. South 1st Mar. 17..... Birmingham, Ala.
 North Carolina 60, STAN 53 South 2nd..... Mar. 19..... Birmingham, Ala.

UCLA 65, Ball State 57 Midwest 1st Mar. 16... Minneapolis, Minn.
 UCLA 105, Maryland 70 Midwest 2nd.... Mar. 18... Minneapolis, Minn.
 Iowa State 80, UCLA 56 Midwest RSF ... Mar. 23.. Auburn Hills, Mich.

UTAH 48, Saint Louis 45 Midwest 1st Mar. 16..... Cleveland, Ohio
 Michigan State 73, UTAH 61 Midwest 2nd.... Mar. 17..... Cleveland, Ohio
 (UTAH not a Conference member at time of game)

2000-01 (64 teams)

ARIZ 101, Eastern Illinois 76 Midwest 1st Mar. 16..... Kansas City, Mo.
 ARIZ 73, Butler 52 Midwest 2nd.... Mar. 18..... Kansas City, Mo.
 ARIZ 66, Mississippi 56 Midwest RSF ... Mar. 23... San Antonio, Texas
 ARIZ 87, Illinois 81 Midwest RF Mar. 25... San Antonio, Texas
 ARIZ 80, Michigan State 61 NSF Mar. 31... Minneapolis, Minn.
 Duke 82, ARIZ 72 NC..... Apr. 2 Minneapolis, Minn.

Fresno State 82, CAL 70 South 1st Mar. 16..... Memphis, Tenn.

STAN 89, UNC Greensboro 60 West 1st..... Mar. 15..... San Diego, Calif.
 STAN 90, St. Joseph's 83 West 2nd Mar. 17..... San Diego, Calif.
 STAN 78, Cincinnati 65 West RSF Mar. 22..... Anaheim, Calif.
 Maryland 87, STAN 73 West RF Mar. 24..... Anaheim, Calif.

UCLA 61, Hofstra 48 East 1st Mar. 15..... Greensboro, N.C.
 UCLA 75, Utah State 50 East 2nd Mar. 17..... Greensboro, N.C.
 Duke 76, UCLA 63 East RSF Mar. 22..... Philadelphia, Pa.

USC 69, Oklahoma State 54 East 1st Mar. 15..... Uniondale, N.Y.
 USC 74, Boston College 71 East 2nd Mar. 17..... Uniondale, N.Y.
 USC 80, Kentucky 76 East RSF Mar. 22..... Philadelphia, Pa.
 Duke 79, USC 69 East RF Mar. 24..... Philadelphia, Pa.

2001-02 (64 teams)

ARIZ 86, UC Santa Barbara 81 1st Mar. 14... Albuquerque, N.M.
 ARIZ 68, Wyoming 60 2nd Mar. 16... Albuquerque, N.M.
 Oklahoma 88, ARIZ 67 West RSF Mar. 21..... San Jose, Calif.

CAL 82, Pennsylvania 75 1st Mar. 15..... Pittsburgh, Pa.
 Pittsburgh 63, CAL 50 2nd Mar. 17..... Pittsburgh, Pa.

ORE 81, Montana 62 1st Mar. 14... Sacramento, Calif.
 ORE 92, Wake Forest 87 2nd Mar. 16... Sacramento, Calif.
 ORE 72, Texas 70 Midwest RSF ... Mar. 22..... Madison, Wisc.
 Kansas 104, ORE 86 Midwest RF Mar. 23..... Madison, Wisc.

STAN 84, Western Kentucky 69 1st Mar. 14... Sacramento, Calif.
 Kansas 86, STAN 63 2nd Mar. 16... Sacramento, Calif.

UCLA 80, Mississippi 58 1st Mar. 15... Pittsburgh, Penn.
 UCLA 105, Cincinnati 101 (20T) 2nd Mar. 17... Pittsburgh, Penn.
 Missouri 82, UCLA 73 West RSF Mar. 21..... San Jose, Calif.

UNC-Wilmington 93, USC 89 (OT) 1st Mar. 14... Sacramento, Calif.
 Indiana 75, UTAH 56 South 1st Mar. 14... Sacramento, Calif.
 (UTAH not a Conference member at time of game)

2002-03 (64 teams)

ARIZ 80, Vermont 51 1st Mar. 20. Salt Lake City, Utah
 ARIZ 96, Gonzaga 95 (2OT) 2nd Mar. 22. Salt Lake City, Utah
 ARIZ 88, Notre Dame 71 West RSF Mar. 27 Anaheim, Calif.
 Kansas 78, Arizona 75 West RF Mar. 29 Anaheim, Calif.

ASU 84, Memphis 71 1st Mar. 20 Oklahoma City, Okla.
 Kansas 108, ASU 76 2nd Mar. 22 Oklahoma City, Okla.

CAL 76, North Carolina State 74 (OT) 1st Mar. 20 Oklahoma City, Okla.
 Oklahoma 74, CAL 65 2nd Mar. 22 Oklahoma City, Okla.

UTAH 60, ORE 58 Midwest 1st Mar. 21 Nashville, Tenn.

STAN 77, San Diego 69 1st Mar. 20 Spokane, Wash.
 Connecticut 85, STAN 74 2nd Mar. 22 Spokane, Wash.

Michigan State 79, COLO 64 1st Mar. Mar. 21 Tampa, Fla.

UTAH 60, ORE 58 Midwest 1st Mar. 21 Nashville, Tenn.
 Kentucky 74, UTAH 54 Midwest 2nd Mar. 23 Nashville, Tenn.
 (UTAH not a Conference member at time of game)

2003-04 (65 teams)

Seton Hall 80, ARIZ 76 1st Mar. 18 Raleigh, N.C.

STAN 71, UT-San Antonio 45 1st Mar. 18 Seattle, Wash.
 Alabama 70, STAN 67 2nd Mar. 20 Seattle, Wash.

UAB 102, WASH 100 1st Mar. 19 Columbus, Ohio

Boston College 58, UTAH 51 1st Mar. 19 St. Louis, Mo.
 (UTAH not a Conference member at time of game)

2004-05 (65 teams)

ARIZ 66, Utah State 53 1st Mar. 17 Boise, Idaho
 ARIZ 85, UAB 63 2nd Mar. 19 Boise, Idaho
 ARIZ 79, Oklahoma State 78 RSF Mar. 24 Chicago, Ill.
 Illinois 90, ARIZ 89 (OT) RF Mar. 26 Chicago, Ill.

Mississippi State 93, STAN 70 1st Mar. 18 Charlotte, N.C.

Texas Tech 78, UCLA 66 1st Mar. 17 Tucson, Ariz.

WASH 88, Montana 77 1st Mar. 17 Boise, Idaho
 WASH 97, Pacific 79 2nd Mar. 19 Boise, Idaho
 Louisville 93, WASH 79 RSF Mar. 24 Albuquerque, N.M.

UTAH 60, UTEP 54 1st Mar. 17 Tucson, Ariz.
 UTAH 67, Oklahoma 58 2nd Mar. 19 Tucson, Ariz.
 Kentucky 62, UTAH 52 RSF Mar. 24 Austin, Texas
 (UTAH not a Conference member at time of game)

2005-06 (65 teams)

ARIZ 94, Wisconsin 75 1st Mar. 17 Philadelphia, Pa.
 Villanova 82, ARIZ 78 2nd Mar. 19 Philadelphia, Pa.

North Carolina State 58, CAL 52 1st Mar. 17 Dallas, Texas

UCLA 78, Belmont 44 1st Mar. 16 San Diego, Calif.
 UCLA 62, Alabama 59 2nd Mar. 18 San Diego, Calif.
 UCLA 73, Gonzaga 71 RSF Mar. 23 Oakland, Calif.
 UCLA 50, Memphis 45 RF Mar. 25 Oakland, Calif.
 UCLA 59, Louisiana State 45 NSF Apr. 1 Indianapolis, Ind.
 Florida 73, UCLA 57 NC Apr. 3 Indianapolis, Ind.

WASH 75, Utah State 61 1st Mar. 16 San Diego, Calif.
 WASH 67, Illinois 64 2nd Mar. 18 San Diego, Calif.
 Connecticut 98, WASH 92 (OT) RSF Mar. 24 Washington, D.C.

2006-07 (65 teams)

Purdue 72, ARIZ 63 1st Mar. 16 New Orleans, La.

ORE 58, Miami (Ohio) 56 1st Mar. 16 Spokane, Wash.
 ORE 75, Winthrop 61 2nd Mar. 18 Spokane, Wash.
 ORE 76, UNLV 72 RSF Mar. 23 St. Louis, Mo.
 Florida 85, ORE 77 RF Mar. 25 St. Louis, Mo.

Louisville 78, STAN 58 1st Mar. 15 Lexington, Ky.

UCLA 70, Weber State 42 1st Mar. 15 Sacramento, Calif.
 UCLA 54, Indiana 49 2nd Mar. 17 Sacramento, Calif.
 UCLA 64, Pittsburgh 55 RSF Mar. 22 San Jose, Calif.
 UCLA 68, Kansas 55 RF Mar. 24 San Jose, Calif.
 Florida 76, UCLA 66 NSF Mar. 31 Atlanta, Ga.

USC 77, Arkansas 60 1st Mar. 16 Spokane, Wash.
 USC 87, Texas 68 2nd Mar. 18 Spokane, Wash.
 North Carolina 74, USC 64 RSF Mar. 23 East Rutherford, N.J.

WSU 70, Oral Roberts 54 1st Mar. 15 Sacramento, Calif.
 Vanderbilt 78, WSU 74 (2OT) 2nd Mar. 17 Sacramento, Calif.

2007-08 (65 teams)

West Virginia 75, ARIZ 65 1st Mar. 20 Washington, D.C.

Mississippi State 76, ORE 69 1st Mar. 21 Little Rock, Ark.

STAN 77, Cornell 53 1st Mar. 20 Anaheim, Calif.
 STAN 82, Marquette 81 2nd Mar. 22 Anaheim, Calif.
 Texas 82, STAN 62 RSF Mar. 28 Houston, Texas

UCLA 70, Mississippi Valley State 29 1st Mar. 20 Anaheim, Calif.
 UCLA 51, Texas A&M 49 2nd Mar. 22 Anaheim, Calif.
 UCLA 88, Western Kentucky 27 RSF Mar. 27 Phoenix, Ariz.
 UCLA 76, Xavier 57 RF Mar. 29 Phoenix, Ariz.
 Memphis 78, UCLA 63 NSF Apr. 5 San Antonio, Texas

Kansas State 80, USC 67 1st Mar. 20 Omaha, Neb.

WSU 71, Winthrop 40 1st Mar. 20 Denver, Colo.
 WSU 61, Notre Dame 41 2nd Mar. 22 Denver, Colo.
 North Carolina 68, WSU 47 RSF Mar. 27 Charlotte, N.C.

2008-09 (65 teams)

ARIZ 84, Utah 71 1st Mar. 20 Miami, Fla.
 ARIZ 71, Cleveland State 57 2nd Mar. 22 Miami, Fla.
 Louisville 103, ARIZ 64 RSF Mar. 27 Indianapolis, Ind.

ASU 66, Temple 57 1st Mar. 20 Miami, Fla.
 Syracuse 78, ASU 67 2nd Mar. 22 Miami, Fla.

Maryland 84, CAL 71 1st Mar. 19 Kansas City, Mo.

UCLA 65, Virginia Commonwealth 64 1st Mar. 19 Philadelphia, Pa.
 Villanova 89, UCLA 69 2nd Mar. 21 Philadelphia, Pa.

USC 72, Boston College 55 1st Mar. 20 Minneapolis, Minn.
 Michigan State, 74, USC 69 2nd Mar. 22 Minneapolis, Minn.

WASH 71, Mississippi State 58 1st Mar. 19 Portland, Ore.
 Purdue 76, WASH 74 2nd Mar. 21 Portland, Ore.

ARIZ 84, UTAH 71 1st Mar. 20 Miami, Fla.
 (UTAH not a Conference member at time of game)

2009-10 (65 teams)

CAL 77, Louisville 62 1st Mar. 19 Jacksonville, Fla.
 Duke 68, California 53 2nd Mar. 21 Jacksonville, Fla.

WASH 80, Marquette 78 1st Mar. 18 San Jose, Calif.
 WASH 82, New Mexico 64 2nd Mar. 20 San Jose, Calif.
 West Virginia 69, WASH 56 RSF Mar. 25 Syracuse, N.Y.

2010-11 (68 teams)

ARIZ 77, Memphis 75 2nd Mar. 18 Tulsa, Okla.
 ARIZ 70, Texas 69 3rd Mar. 19 Tulsa, Okla.
 ARIZ 93, Duke 77 RSF Mar. 24 Anaheim, Calif.
 Connecticut 65, ARIZ 63 RF Mar. 26 Anaheim, Calif.

UCLA 78, Michigan State 76 2nd Mar. 17 Tampa, Fla.
 Florida 73, UCLA 65 3rd Mar. 19 Tampa, Fla.

VCU 73, USC 65 1st Mar. 16 Dayton, Ohio

WASH 68, Georgia 65 2nd Mar. 18 Charlotte, N.C.
 North Carolina 86, WASH 83 3rd Mar. 20 Charlotte, N.C.

2011-12 (68 teams)

South Florida 65, CAL 54 1st Mar. 14 Dayton, Ohio
 COLO 68, UNLV 64 2nd Mar. 15... Albuquerque, N.M.
 Baylor 80, COLO 63 3rd Mar. 17... Albuquerque, N.M.

2012-13 (68 teams)

ARIZ 81, Belmont 64 2nd Mar. 21.. Salt Lake City, Utah
 ARIZ 74, Harvard 51 3rd Mar. 23.. Salt Lake City, Utah
 Ohio State 73, ARIZ 70 RSF Mar. 28... Los Angeles, Calif.

CAL 64, UNLV 61 2nd Mar. 21..... San Jose, Calif.
 Syracuse 66, CAL 60 3rd Mar. 23..... San Jose, Calif.

Illinois 57, COLO 49 2nd Mar. 22..... Austin, Texas

ORE 60, Oklahoma State 55 2nd Mar. 21..... San Jose, Calif.
 ORE 74, Saint Louis 57 3rd Mar. 23..... San Jose, Calif.
 Louisville 77, ORE 69 RSF Mar. 28..... Indianapolis, Ind.

Minnesota 83, UCLA 63 2nd Mar. 22..... Austin, Texas

2013-14 (68 teams)

ARIZ 68, Weber State 59 2nd Mar. 21..... San Diego, Calif.
 ARIZ 84, Gonzaga 61 3rd Mar. 23..... San Diego, Calif.
 ARIZ 70, San Diego State 64 RSF Mar. 27..... Anaheim, Calif.
 Wisconsin 64, ARIZ 63 (OT) RF Mar. 29..... Anaheim, Calif.

Texas 87, ASU 85 2nd Mar. 20..... Milwaukee, Wis.

Pittsburgh 77, COLO 48 2nd Mar. 20..... Orlando, Fla.

ORE 87, BYU 68 2nd Mar. 20..... Milwaukee, Wis.
 Wisconsin 85, ORE 77 3rd Mar. 22..... Milwaukee, Wis.

STAN 58, New Mexico 53 2nd Mar. 21..... St. Louis, Mo.
 STAN 60, Kansas 57 3rd Mar. 23..... St. Louis, Mo.
 Dayton 72, STAN 82 RSF Mar. 27..... Memphis, Tenn.

UCLA 76, Tulsa 59 2nd Mar. 21..... San Diego, Calif.
 UCLA 77, Stephen F. Austin 60 3rd Mar. 23..... San Diego, Calif.
 Florida 79, UCLA 68 RSF Mar. 27..... Memphis, Tenn.

2014-15 (68 teams)

ARIZ 93, Texas Southern 72 2nd Mar. 19..... Portland, Ore.
 ARIZ 73, Ohio State 58 3rd Mar. 21..... Portland, Ore.
 ARIZ 68, Xavier 60 RSF Mar. 26... Los Angeles, Calif.
 Wisconsin 85, ARIZ 78 RF Mar. 28... Los Angeles, Calif.

ORE 79, Oklahoma State 73 2nd Mar. 20..... Omaha, Neb.
 Wisconsin 72, ORE 65 3rd Mar. 22..... Omaha, Neb.

UCLA 60, SMU 59 2nd Mar. 19..... Louisville, Ky.
 UCLA 92, UAB 75 3rd Mar. 21..... Louisville, Ky.
 Gonzaga 74, UCLA 62 RSF Mar. 27..... Houston, Texas

UTAH 57, Stephen F. Austin 50 2nd Mar. 21..... Portland, Ore.
 UTAH 75, Georgetown 64 3rd Mar. 23..... Portland, Ore.
 Duke 63, UTAH 57 RSF Mar. 27..... Houston, Texas

2015-16 (68 teams)

Wichita State 65, ARIZ 55 1st Mar. 17..... Providence, R.I.

Hawai'i 77, CAL 66 1st Mar. 18..... Spokane, Wash.

Connecticut 74, COLO 67 1st Mar. 17..... Des Moines, Iowa

ORE 91, Holy Cross 52 1st Mar. 18..... Spokane, Wash.
 ORE 69, Saint Joseph's 64 2nd Mar. 20..... Spokane, Wash.
 ORE 82, Duke 68 RSF Mar. 24..... Anaheim, Calif.
 Oklahoma 80, ORE 68 RF Mar. 26..... Anaheim, Calif.

VCU 75, OSU 67 1st Mar. 18... Oklahoma City, Okla.

Providence 70, USC 69 1st Mar. 17..... Raleigh, N.C.

UTAH 80, Fresno State 69 1st Mar. 17..... Denver, Colo.
 Gonzaga 82, UTAH 59 2nd Mar. 19..... Denver, Colo.

NCAA CHAMPIONS FROM THE PAC-12 (16)

1938-39 Oregon
 1941-42 Stanford
 1943-44 Utah
 1958-59 California
 1963-64 UCLA
 1964-65 UCLA
 1966-67 UCLA
 1967-68 UCLA
 1968-69 UCLA
 1969-70 UCLA
 1970-71 UCLA
 1971-72 UCLA
 1972-73 UCLA
 1974-75 UCLA
 1994-95 UCLA
 1996-97 Arizona

NCAA No. 1 SEEDS (16) (seeding started in 1979):

1979 - UCLA
 1981 - Oregon State
 1988 - Arizona
 1989 - Arizona
 1992 - UCLA
 1995 - UCLA
 1998 - Arizona
 2000 - Arizona, Stanford
 2001 - Stanford
 2003 - Arizona
 2004 - Stanford
 2005 - Washington
 2008 - UCLA
 2014 - Arizona
 2016 - Oregon

NCAA SWEET 16 FROM THE PAC-12 (59) (since 1979):

1979 - UCLA
 1980 - UCLA
 1982 - Oregon State
 1983 - Utah*
 1984 - Washington
 1988 - Arizona
 1989 - Arizona
 1990 - UCLA
 1991 - Arizona, Utah*
 1992 - UCLA
 1993 - California
 1994 - Arizona
 1995 - Arizona State, UCLA
 1996 - Arizona, Utah*
 1997 - Arizona, California, Stanford, UCLA, Utah*
 1998 - Arizona, Stanford, UCLA, Utah*, Washington
 2000 - UCLA
 2001 - Arizona, Stanford, UCLA, USC
 2002 - Arizona, Oregon, UCLA
 2003 - Arizona
 2005 - Arizona, Utah*, Washington
 2006 - UCLA, Washington
 2007 - Oregon, UCLA, USC
 2008 - Stanford, UCLA, Washington State
 2009 - Arizona
 2010 - Washington
 2011 - Arizona
 2013 - Arizona, Oregon
 2014 - Arizona, Stanford, UCLA
 2015 - Arizona, UCLA, Utah
 2016 - Oregon

* - Utah not a member of Pac-12 at time of Sweet Sixteen appearance

NCAA ELITE EIGHT FROM THE PAC-12 (25) (since 1979):

1980 - UCLA
 1988 - Arizona
 1992 - UCLA
 1994 - Arizona
 1995 - UCLA
 1997 - Arizona, UCLA, Utah*
 1998 - Arizona, Stanford, Utah*
 2001 - Arizona, Stanford, USC
 2002 - Oregon
 2003 - Arizona
 2005 - Arizona
 2006 - UCLA
 2007 - Oregon, UCLA
 2008 - UCLA
 2011 - Arizona
 2014 - Arizona
 2015 - Arizona
 2016 - Oregon

* - Utah not a member of Pac-12 at time of Elite Eight appearance

NCAA FINAL FOUR FROM THE PAC-12 (11) (since 1979):

1980 - UCLA
 1988 - Arizona
 1994 - Arizona
 1995 - UCLA
 1997 - Arizona
 1998 - Stanford, Utah*
 2001 - Arizona
 2006 - UCLA
 2007 - UCLA
 2008 - UCLA

* - Utah not a member of Pac-12 at time of Final Four appearance

The Pac-12 has had considerable success in the National Invitation Tournament (NIT), as five current members have captured the NIT crown - Colorado (1940), Utah (1947), UCLA (1985), Stanford (1991, 2012, 2015) and California (1999). Colorado also finished second in 1991, as did Utah in 1974. Meanwhile third-place finishes were turned in by Oregon in 1975 and 2004, Colorado in 1955 and 2011, Utah in 1992, and Washington State in 2011. The league now stands at 99-81 (.550) in America's original postseason tourney. The records of all Pac-12 members in the NIT:



School (Seasons)	Yrs	W-L	PCT	1st	2nd	3rd	4th
Arizona (1946, 50-51, 12)	4	0-4	.000	0	0	0	0
Arizona State (1983, 90, 92-94, 98, 00, 02, 05, 08, 10, 13, 15)	13	7-13	.350	0	0	0	0
California (1986-87, 89, 99-00, 08, 11, 14)	8	14-7	.667	1	0	0	0
Colorado (1938, 40, 91, 95, 99-00, 04, 06, 11)	9	12-8	.600	1	1	1	0
Oregon (1975-77, 84, 88, 90, 97, 99, 04, 12)	10	13-11	.542	0	0	2	1
Oregon State (1979, 83, 87, 05)	4	3-4	.429	0	0	0	0
Stanford (1988, 90-91, 94, 06, 12-13, 15)	8	18-5	.783	3	0	0	0
UCLA (1985-86)	2	5-1	.833	1	0	0	0
USC (1973, 93-94, 99)	4	2-4	.333	0	0	0	0
Utah (1944, 47, 49, 57-58, 70, 74, 87-88, 92, 01, 14)	12	11-11	.500	1	0	1	0
Washington (1980, 82, 87, 96-97, 12-13, 16)	8	7-8	.467	0	0	1	0
Washington State (1992, 95-96, 09, 11)	5	7-5	.500	0	0	1	0
TOTALS	99-81	.550	6	1	5	1	1

Note: Arizona (0-3), Colorado (12-8), and Utah (11-10) combined to post a 23-21 record while not Conference members. Thus, Pac-12 representatives' record in the NIT is now 75-59 (.560). Pac-12 members also combine for a 95-77 (.552) record in NIT games which did not match two Conference members.

YEARLY NIT RESULTS (Pac-12 schools only – Field size in parenthesis)

1937-38

COLO 48, New York University 47Semi..... Mar. 14..... New York, N.Y.
Temple 60, COLO 34.....Champ Mar. 16..... New York, N.Y.
(COLO not Pac-12 member at time of game)

1939-40

COLO 52, DePaul 37Semi..... Mar. 13..... New York, N.Y.
COLO 51, Duquesne 40Champ Mar. 14..... New York, N.Y.
(COLO not Conference member at time of game)

1943-44

Kentucky 46, UTAH 381st..... Mar. 20..... New York, N.Y.
(UTAH not Conference member at time of game)

1945-46 (8 teams)

Kentucky 77, ARIZ 531st..... n/a..... New York, N.Y.
(ARIZ not Conference member at time of game)

1946-47 (12 teams)

UTAH 45, Duquesne 441st..... Mar. 17..... New York, N.Y.
UTAH 64, West Virginia 62Semi..... Mar. 19..... New York, N.Y.
UTAH 49, Kentucky 45Champ Mar. 24..... New York, N.Y.
(UTAH not Conferencemember at time of game)

1948-49 (12 teams)

San Francisco 64, UTAH 631st..... Mar. 15..... New York, N.Y.
(UTAH not Conference member at time of game)

1949-50 (12 teams)

LaSalle 72, ARIZ 661st..... n/a..... New York, N.Y.
(ARIZ not Conference member at time of game)

1950-51 (12 teams)

Dayton 74, ARIZ 681st..... n/a..... New York, N.Y.
(ARIZ not Conference member at time of game)

1956-57

Memphis State 77, UTAH 751st..... Mar. 16..... New York, N.Y.
(UTAH not Conference member at time of game)

1957-58

St. John's 71, UTAH 701st..... Mar. 15..... New York, N.Y.
(UTAH not Conference member at time of game)

1969-70 (16 teams)

UTAH 78, Duke 751st..... Mar. 14..... New York, N.Y.
Marquette 83, UTAH 632nd Mar. 17..... New York, N.Y.
(UTAH not Conference member at time of game)

1972-73 (16 teams)

Notre Dame 69, USC 651st..... n/a..... New York, N.Y.

1973-74 (16 teams)

UTAH 102, Rutgers 891st..... Mar. 17..... New York, N.Y.
UTAH 92, Memphis 782nd Mar. 21..... New York, N.Y.
UTAH 117, Boston College 93Semi..... Mar. 23..... New York, N.Y.
Purdue 87, UTAH 81Champ Mar. 24..... New York, N.Y.
(UTAH not Conference member at time of game)

1974-75 (16 teams)

ORE 85, St. Peter's 791st..... Mar. 16..... New York, N.Y.
ORE 68, Oral Roberts 592nd Mar. 20..... New York, N.Y.
Princeton 58, ORE 57Semi..... Mar. 22..... New York, N.Y.
ORE 80, St. John's 78Consolation..... Mar. 23..... New York, N.Y.

1975-76 (16 teams)

N. Car.-Charlotte 79, ORE 721st..... n/a..... New York, N.Y.

1976-77 (16 teams)

ORE 90, Oral Roberts 891st..... n/a..... New York, N.Y.
St. Bonaventure 76, ORE 732nd n/a..... New York, N.Y.

1978-79 (24 teams)

Nevada 62, OSU 61 (20T)1st..... n/a..... Corvallis, Ore.

1979-80 (32 teams)

Nevada-Las Vegas 93, WASH 731st..... Mar. 7..... Las Vegas, Nev.

1981-82 (32 teams)

WASH 66, Brigham Young 631st..... Mar. 10..... Provo, Utah
Texas A&M 69, WASH 652nd Mar. 15..... Seattle, Wash.

1982-83 (32 teams)

OSU 77, Idaho 591st..... n/a..... Corvallis, Ore.
OSU 88, New Orleans 712nd n/a..... Corvallis, Ore.
Fresno State 76, OSU 67Semi..... n/a..... Corvallis, Ore.

ASU 87, Cal State Fullerton 831st..... n/a..... Tempe, Ariz.
Texas Christian 78, ASU 762nd n/a..... Tempe, Ariz.



1983-84 (32 teams)

Santa Clara 66, ORE 531st..... Mar. 15..... Eugene, Ore.

1984-85 (32 teams)

UCLA 78, Montana 471st..... Mar. 13.... Los Angeles, Calif.
 UCLA 82, Nebraska 632nd Mar. 19.... Los Angeles, Calif.
 UCLA 53, Fresno State 43.....3rd Mar. 23.... Los Angeles, Calif.
 UCLA 75, Louisville 66Semi..... Mar. 27..... New York, N.Y.
 UCLA 65, Indiana 62Champ. Mar. 29..... New York, N.Y.

1985-86 (32 teams)

Loyola Marymount 80, CAL 751st..... Mar. 13..... Berkeley, Calif.
 UC Irvine 80, UCLA 74.....1st..... Mar. 13.... Los Angeles, Calif.

1986-87 (32 teams)

WASH 98, Montana St. 90 (OT).....1st..... Mar. 11..... Bozeman, Mont.
 WASH 73, Boise State 682nd Mar. 16..... Seattle, Wash.
 Nebraska 81, WASH 763rd Mar. 21..... Lincoln, Neb.

CAL 72, Cal St. Full. 68 (OT)1st..... Mar. 13..... Berkeley, Calif.
 CAL 65, OSU 622nd Mar. 17..... Corvallis, Ore.
 Arkansas-Little Rock 80, CAL 733rd Mar. 21..... Little Rock, Ark.
 OSU 85, New Mexico 821st..... Mar. 11... Albuquerque, N.M.
 CAL 65, OSU 622nd Mar. 17..... Corvallis, Ore.

Boise State 62, UTAH 611st..... Mar. 11..... Boise, Idaho
 (UTAH not Conference member at time of game)

1987-88 (32 teams)

ORE 81, Santa Clara 651st..... Mar. 17..... Eugene, Ore.
 New Mexico 78, ORE 592nd Mar. 22... Albuquerque, N.M.

STAN 80, Long Beach State 771st..... Mar. 17..... Stanford, Calif.
 Arkansas State 60, STAN 592nd Mar. 22..... Stanford, Calif.

Evansville 66, UTAH 55.....1st..... Mar. 17..... Evansville, Ind.
 (UTAH not Conference member at time of game)

1988-89 (32 teams)

CAL 73, Hawaii 571st..... Mar. 16..... Berkeley, Calif.
 Connecticut 73, CAL 722nd Mar. 20..... Hartford, Conn.

1989-90 (32 teams)

Long Beach State 86, ASU 711st..... Mar. 16..... Tempe, Ariz.
 New Mexico 89, ORE 781st..... Mar. 16... Albuquerque, N.M.
 Hawaii 69, STAN 571st..... Mar. 15..... Honolulu, Hawaii

1990-91 (32 teams)

STAN 93, Houston 861st..... Mar. 13..... Stanford, Calif.
 STAN 80, Wisconsin 72.....2nd Mar. 18..... Madison, Wis.
 STAN 78, Southern Illinois 68.....3rd Mar. 21..... Carbondale, Ill.
 STAN 73, Massachusetts 71Semi..... Mar. 25..... New York, N.Y.
 STAN 78, Oklahoma 72.....Champ Mar. 27..... New York, N.Y.

COLO 71, Michigan 64.....1st..... Mar. 13..... Boulder, Colo.
 COLO 83, Wyoming 75.....2nd Mar. 18..... Boulder, Colo.
 COLO 81, Arkansas State 753rd Mar. 21..... Boulder, Colo.
 Oklahoma 88, Colorado 78.....Semi..... Mar. 25 New York, N.Y.
 COLO 98, Massachusetts 91Consolation..... Mar. 27..... New York, N.Y.
 (COLO not Conference member at time of game)

1991-92 (32 teams)

ASU 71, UC Santa Barbara 651st..... Mar. 19.Santa Barbara, Calif.
 Utah 60, ASU 582nd Mar. 24..... Tempe, Ariz.

WSU 72, Minnesota 701st..... Mar. 18..... Pullman, Wash.
 New Mexico 79, WSU 712nd Mar. 23... Albuquerque, N.M.

UTAH 72, Ball State 571st..... Mar. 19.. Salt Lake City, Utah
 UTAH 60, ASU 58.....2nd Mar. 24..... Tempe, Ariz.
 UTAH 84, Rhode Island 723rd Mar. 27.. Salt Lake City, Utah
 Notre Dame 58, UTAH 55Semi..... Mar. 30..... New York, N.Y.
 UTAH 81, Florida 78Consolation..... Apr. 1 New York, N.Y.
 (UTAH not Conference member at time of game)

1992-93 (32 teams)

Georgetown 78, ASU 681st..... Mar. 18..... Tempe, Ariz

USC 90, Nevada-Las Vegas 741st..... Mar. 17..... Las Vegas, Nev.
 USC 71, Pepperdine 592nd Mar. 22.... Los Angeles, Calif.
 Minnesota 76, USC 58.....3rd Mar. 24.. Bloomington, Minn.

1993-94 (32 teams)

Brigham Young 74, ASU 671st..... Mar. 17..... Provo, Utah

Gonzaga 80, STAN 761st..... Mar. 17..... Stanford, Calif.

Fresno State 79, USC 76.....1st..... Mar. 16..... Fresno, Calif.

1994-95 (32 teams)

WSU 94, Texas Tech 821st..... Mar. 15..... Pullman, Wash.
 WSU 83, Illinois State 80.....2nd Mar. 20..... Normal, Ill.
 Canisius 89, WSU 803rd Mar. 23..... Buffalo, N.Y.

New Mexico State 98, COLO 83.....1st..... Mar. 15..... Las Cruces, N.M.
 (COLO not Conference member at time of game)

1995-96 (32 teams)

Michigan State 64, WASH 501st..... Mar. 13.. East Lansing, Mich.

WSU 92, Gonzaga 73.....1st..... Mar. 14..... Pullman, Wash.
 Nebraska 82, WSU 732nd Mar. 19..... Lincoln, Neb.

1996-97 (32 teams)

Hawaii 71, ORE 61.....1st..... Mar. 12..... Honolulu, Hawaii

Nebraska 67, WASH 631st..... Mar. 12..... Lincoln, Neb.

1997-98 (32 teams)

Hawaii 90, ASU 73.....1st..... Mar. 11..... Honolulu, Hawaii

1998-99 (32 teams)

CAL 79, Fresno State 711st..... Mar. 10..... Oakland, Calif.
 CAL 58, DePaul 572nd Mar. 16..... Chicago, Ill.
 CAL 71, Colorado State 623rd Mar. 18..... Oakland, Calif.
 CAL 85, ORE 69Semi..... Mar. 23..... New York, N.Y.
 CAL 61, Clemson 60Champ Mar. 25..... New York, N.Y.

ORE 67, Georgia Tech 64.....1st..... Mar. 10..... Eugene, Ore.
 ORE 93, Wyoming 72.....2nd Mar. 15..... Eugene, Ore.
 ORE 77, Texas Christian 68.....3rd Mar. 17..... Ft. Worth, Texas
 CAL 85, ORE 69.....Semi..... Mar. 23..... New York, N.Y.
 Xavier 106, ORE 75.....Consolation..... Mar. 25..... New York, N.Y.

Wyoming 81, USC 771st..... Mar. 10..... Laramie, Wyo.

COLO 65, Pepperdine 611st..... Mar. 10..... Boulder, Colo.
 Colorado State 86, COLO 76.....2nd Mar. 16..... Boulder, Colo.
 (COLO not Conference member at time of game)

1999-00 (32 teams)

CAL 70, Long Beach State 66.....1st Mar. 15..... Oakland, Calif.
 CAL 60, Georgetown 492nd Mar. 21..... Oakland, Calif.
 Wake Forest 79, CAL 56.....3rd Mar. 23 Winston-Salem, N.C.

ASU 83, New Mexico State 77.....1st..... Mar. 15 Tempe, Ariz.
 NC State 60, ASU 572nd Mar. 21..... Raleigh, N.C.

Southern Illinois 94, COLO 921st..... Mar. 16..... Boulder, Colo.
 (COLO not Conference member at time of game)

2000-01 (32 teams)

Memphis 71, UTAH 621st..... Mar. 13.. Salt Lake City, Utah
 (UTAH not Conference member at time of game)

2001-02 (32 teams)

UNLV 96, ASU 911st..... Mar. 12..... Las Vegas, Nev.

2003-04 (32 teams)

ORE 77, Colorado 72 (OT).....1st..... Mar. 17..... Eugene, Ore.
 ORE 68, George Mason 54.....2nd Mar. 23..... Eugene, Ore.
 ORE 65, Notre Dame 613rd Mar. 25..... South Bend, Ind.
 Michigan 78, ORE 53.....Semi..... Mar. 30..... New York, N.Y.

ORE 77, COLO 72 (OT)1st..... Mar. 17..... Eugene, Ore.
 (COLO not Conference member at time of game)

2004-05 (32 teams)

UNLV 89, ASU 78 1st Mar. 17 Las Vegas, Nev.
 CS Fullerton 85, OSU 83 (OT) 1st Mar. 16 Corvallis, Ore.

2005-06 (32 teams)

STAN 65, Virginia 49 Opening Rd Mar. 14 Stanford, Calif.
 Missouri State 76, STAN 67 1st Mar. 17 Springfield, Mo.
 Old Dominion 79, COLO 61 1st Mar. 15 Boulder, Colo.
 (COLO not Conference member at time of game)

2007-08 (32 teams)

ASU 64, Alabama State 53 1st Mar. 18 Tempe, Ariz.
 ASU 65, Southern Illinois 51 2nd Mar. 20 Tempe, Ariz.
 Florida 70, ASU 57 3rd Mar. 25 Tempe, Ariz.
 CAL 68, New Mexico 66 1st Mar. 19 Berkeley, Calif.
 Ohio State 73, CAL 56 2nd Mar. 24 Columbus, Ohio

2008-09 (32 teams)

Saint Mary's 68, WSU 57 1st Mar. 17 Moraga, Calif.

2009-10 (32 teams)

Jacksonville 67, ASU 66 1st Mar. 16 Tempe, Ariz.

2010-11 (32 teams)

CAL 77, Mississippi 74 1st Mar. 16 Berkeley, Calif.
 Colorado 89, CAL 72 2nd Mar. 18 Boulder, Colo.
 COLO 81, Texas Southern 74 1st Mar. 16 Boulder, Colo.
 COLO 89, CAL 72 2nd Mar. 18 Boulder, Colo.
 COLO 81, Kent State 74 3rd Mar. 22 Boulder, Colo.
 Alabama 62, COLO 61 Semi Mar. 29 New York, N.Y.
 (COLO not Conference member at time of game)

WSU 85, Long Beach State 74 1st Mar. 16 Pullman, Wash.
 WSU 74, Oklahoma State 64 2nd Mar. 21 Pullman, Wash.
 WSU 69, Northwestern 66 (OT) 3rd Mar. 23 Pullman, Wash.
 Wichita State 75, WSU 44 Semi Mar. 29 New York, N.Y.

2011-12 (32 teams)

Bucknell 65, ARIZ 54 1st Mar. 13 Tucson, Ariz.
 ORE 96, LSU 76 1st Mar. 13 Eugene, Ore.
 ORE 108, Iowa 97 2nd Mar. 18 Eugene, Ore.
 WASH 90, ORE 86 3rd Mar. 20 Seattle, Wash.
 STAN 76, Cleveland State 65 1st Mar. 13 Stanford, Calif.
 STAN 92, Illinois State 88 2nd Mar. 19 Stanford, Calif.
 STAN 84, Nevada 56 3rd Mar. 21 Stanford, Calif.
 STAN 74, Massachusetts Semi Mar. 28 New York, N.Y.
 STAN 75, Minnesota 51 Finals Mar. 30 New York, N.Y.
 WASH 82, Texas-Arlington 72 1st Mar. 13 Seattle, Wash.
 WASH 76, Northwestern 55 2nd Mar. 16 Seattle, Wash.
 WASH 90, ORE 86 3rd Mar. 20 Seattle, Wash.
 Minnesota 68, WASH 67 (OT) Semi Mar. 28 New York, N.Y.

2012-13 (32 teams)

ASU 83, Detroit 68 1st Mar. 20 Tempe, Ariz.
 Baylor 89, ASU 86 2nd Mar. 22 Waco, Texas
 STAN 58, Stephen F. Austin 57 1st Mar. 20 Stanford, Calif.
 Alabama 66, STAN 54 2nd Mar. 22 Tuscaloosa, Ala.
 BYU 90, WASH 79 1st Mar. 20 Provo, Utah

2013-14 (32 teams)

CAL 77, Utah Valley 64 1st Mar. 19 Berkeley, Calif.
 CAL 75, Arkansas 64 2nd Mar. 24 Berkeley, Calif.
 SMU 67, CAL 66 3rd Mar. 26 Dallas, Texas
 Saint Mary's 70, UTAH 58 1st Mar. 18 Moraga, Calif.

2014-15 (32 teams)

ASU 77, Connecticut 64 1st Mar. 18 Storrs, Conn.
 Richmond 75, ASU 64 2nd Mar. 22 Richmond, Va.

STAN 77, UC Davis 64 1st Mar. 17 Stanford, Calif.
 STAN 74, Rhode Island 65 1st Mar. 22 Stanford, Calif.
 STAN 78, Vanderbilt 75 1st Mar. 24 Stanford, Calif.
 STAN 67, Old Dominion 60 1st Mar. 31 New York, N.Y.
 STAN 66, Miami, Fla. 64 (OT) 1st Apr. 2 New York, N.Y.

2015-16 (32 teams)

WASH 107, Long Beach State 102 1st Mar. 15 Seattle, Wash.
 San Diego State 93, WASH 78 2nd Mar. 21 San Diego, Calif.

PAC-12 IN THE NIT


YEAR	TEAM	W-L	FIN.	YEAR	TEAM	W-L	FIN.
1937-38	COLO	1-1	2nd	1996-97	ORE	0-1	
1939-40	COLO	2-0	1st		WASH	0-1	
1943-44	UTAH	0-1		1997-98	ASU	0-1	
1945-46	ARIZ	0-1		1998-99	CAL	5-0	1st
1946-47	UTAH	3-0	1st		COLO	1-1	
1948-49	UTAH	0-1			ORE	3-2	
1949-50	ARIZ	0-1			USC	0-1	
1950-51	ARIZ	0-1		1999-00	ASU	1-1	
1956-57	UTAH	0-1			CAL	2-1	
1957-58	UTAH	0-1			COLO	1-1	
1969-70	UTAH	1-1		2000-01	UTAH	0-1	
1972-73	USC	0-1		2001-02	ASU	0-1	
1973-74	UTAH	3-1	2nd	2003-04	COLO	0-1	
1974-75	ORE	3-1	3rd		ORE	3-1	3rd
1975-76	ORE	0-1		2004-05	ASU	0-1	
1976-77	ORE	1-1			OSU	0-1	
1978-79	OSU	0-1		2005-06	COLO	0-1	
1979-80	WASH	0-1			STAN	1-1	
1981-82	WASH	1-1		2007-08	ASU	2-1	
1982-83	ASU	1-1			CAL	1-1	
	OSU	2-1		2008-09	WSU	0-1	
1983-84	ORE	0-1		2009-10	ASU	0-1	
1984-85	UCLA	5-0	1st	2010-11	CAL	1-1	
1985-86	CAL	0-1			COLO	3-1	
	UCLA	0-1			WSU	3-1	
1986-87	CAL	2-1		2011-12	ARIZ	0-1	
	OSU	1-1			ORE	2-1	
	UTAH	0-1			STAN	5-0	1st
	WASH	2-1			WASH	3-1	3rd
1987-88	ORE	1-1		2012-13	ASU	1-1	
	STAN	1-1			STAN	1-1	
	UTAH	0-1			WASH	0-1	
1988-89	CAL	1-1		2013-14	CAL	2-1	
1989-90	ASU	0-1			UTAH	0-1	
	ORE	0-1		2014-15	ASU	1-1	
	STAN	0-1			STAN	5-0	1st
1990-91	COLO	4-1	3rd	2015-16	WASH	1-1	
	STAN	5-0	1st				
1991-92	ASU	1-1					
	UTAH	4-1	3rd				
	WSU	1-1					
1992-93	ASU	0-1					
	USC	2-1					
1993-94	ASU	0-1					
	STAN	0-1					
	USC	0-1					
1994-95	COLO	0-1					
	WSU	2-1					
1995-96	WASH	0-1					
	WSU	1-1					

NIT CHAMPIONS FROM THE PAC-12 (7)

1939-40 Colorado
1946-47 Utah
1984-85 UCLA
1990-91 Stanford
1998-99 California
2011-12 Stanford
2014-15 Stanford

College Basketball Invitational: The 16-team field was created for the 2007-08 season. In just the third year of its existence, Oregon State captured the CBI crown. The Pac-12 made it two-in-a-row as Oregon followed with a CBI title of its own in 2011.

School (Seasons)	Yrs	W-L	PCT	1st	2nd
Colorado (2015)	1	1-1	.500	0	0
Oregon (2011)	1	5-1	.833	1	0
Oregon State (2009-10, 12, 14)	4	7-4	.636	1	0
Stanford (2009)	1	2-1	.667	0	0
Utah (2008)	1	1-1	.500	0	0
Washington (2008)	1	0-1	.000	0	0
Washington State (2012)	1	4-2	.667	0	1
TOTALS		20-12	.625	2	1





▶ Lew Alcindor (Kareem Abdul-Jabbar), UCLA

▶ Todd Lichti, Stanford



▶ Sean Elliott, Arizona



▶ Jason Kidd, California

▶ Mel Counts, Oregon State



REBOUNDING

Year	Team	G	REB	PCT
1961-62	UCLA	12	572	.521
1962-63	UCLA	12	613	.538
1963-64	UCLA	15	807	.547
1964-65	USC	14	660	.544
1965-66	UCLA	14	718	.545
1966-67	UCLA	14	578	.564
1967-68	UCLA	14	708	.506
1968-69	UCLA	14	635	.579
1969-70	UCLA	14	664	.548
1970-71	UCLA	14	691	.555
1971-72	UCLA	14	756	.585
1972-73	UCLA	14	667	.583
1973-74	UCLA	14	590	.574
**				AVG
1974-75	WASH	26	1278	49.2
1975-76	UCLA	32	1379	43.1
1976-77	UCLA	29	1229	42.4
1977-78	UCLA	28	1147	41.0
1978-79	ASU	30	1290	43.0
1979-80	ASU	29	1193	41.1
1980-81	ASU	28	1145	40.9
1981-82	ORE	27	1037	38.4
1982-83	WASH	31	1192	38.5
1983-84	ASU	28	1034	36.9
1984-85	UCLA	33	1132	34.3
	WASH	32	1098	34.3
1985-86	WASH	31	1147	37.0
1986-87	WASH	35	1302	37.2
1987-88	UCLA	30	1106	36.9
1988-89	USC	32	1231	38.5
1989-90	UCLA	33	1285	38.9
1990-91	ARIZ	35	1422	40.6
1991-92	ARIZ	31	1250	40.3
1992-93	ARIZ	28	1208	43.1
1993-94	UCLA	28	1230	43.9
1994-95	ARIZ	31	1285	41.5
1995-96	ORE	29	1108	38.2
1996-97	ARIZ	34	1376	40.5
1997-98	STAN	35	1444	41.3
1998-99	ARIZ	29	1207	41.6
1999-00	STAN	31	1309	42.2
2000-01	ARIZ	36	1433	39.8
2001-02	STAN	30	1254	41.8
2002-03	ARIZ	32	1374	42.9
2003-04	ARIZ	30	1177	39.2
2004-05	WASH	35	1305	37.3
2005-06	WASH	33	1232	37.3
2006-07	STAN	31	1193	38.5
2007-08	STAN	36	1409	39.1
2008-09	WASH	35	1437	41.1
2009-10	WASH	36	1364	37.9
2010-11	WASH	35	1367	39.1
2011-12	WASH	35	1404	40.1
2012-13	ORE	37	1389	37.5
2013-14	ARIZ	38	1449	38.1
2014-15	UCLA	36	1367	38.0
2015-16	COLO	34	1433	42.1

** Rebounding based on percentage prior to 1974-75.

REBOUNDING MARGIN

Year	Team	DIFF
1961-62	UCLA	+ 3.8
1962-63	UCLA	+ 7.2
1963-64	UCLA	+ 9.3
1964-65	UCLA	+ 8.2
	USC	+ 8.2
1965-66	UCLA	+ 8.5
1966-67	UCLA	+ 9.4
1967-68	UCLA	+ 9.9
1968-69	UCLA	+12.4
1969-70	UCLA	+ 8.4
1970-71	(unavailable)	
1971-72	UCLA	+15.6
1972-73	UCLA	+13.6
1973-74	UCLA	+10.9
1974-75	ORE	+ 6.1
1975-76	WASH	+ 5.1
1976-77	UCLA	+ 4.7
1977-78	UCLA	+ 7.2
1978-79	ASU	+ 4.4
1979-80	UCLA	+ 5.7
1980-81	ASU	+ 5.2
1981-82	UCLA	+ 6.0
1982-83	ASU	+ 4.1
1983-84	WASH	+ 2.5
1984-85	WASH	+ 7.4
1985-86	WASH	+ 3.9
1986-87	WASH	+ 4.7
1987-88	STAN	+ 6.4
1988-89	STAN	+ 7.1
1989-90	STAN	+6.2
1990-91	STAN	+8.5
1991-92	ARIZ	+7.3
1992-93	ARIZ	+8.9
1993-94	UCLA	+7.6
1994-95	UCLA	+4.4
1995-96	UCLA	+6.0
1996-97	STAN	+6.4
1997-98	STAN	+9.3
1998-99	ARIZ	+8.1
1999-00	STAN	+9.7
2000-01	STAN	+7.4
2001-02	STAN	+8.5
2002-03	ARIZ	+6.4
2003-04	STAN	+6.8
2004-05	ARIZ	+4.1
2005-06	WASH	+5.9
2006-07	WASH	+9.0
2007-08	UCLA	+8.2
2008-09	WASH	+8.2
2009-10	WASH	+3.6
2010-11	UCLA	+4.6
2011-12	WASH	+5.2
2012-13	ARIZ	+6.3
2013-14	ARIZ	+7.1
2014-15	ARIZ	+8.8
2015-16	ARIZ	+9.2

TURNOVER MARGIN

Year	Team	DIFF
1982-83	OSU	+3.6
1983-84	CAL	+2.1
1984-85	OSU	+1.8
1985-86	OSU	+1.8
	ASU	+1.8
1986-87	OSU	+3.8
1987-88	OSU	+7.7
1988-89	OSU	+8.3
1989-90	OSU	+7.3
1990-91	WSU	+3.6
1991-92	WSU	+2.8
	USC	+2.8
1992-93	ASU	+8.8
1993-94	STAN	+3.0
1994-95	ASU	+4.4
1995-96	ASU	+2.4
1996-97	ASU	+5.2
1997-98	ARIZ	+5.6
1998-99	CAL	+4.6
1999-00	ASU	+4.0
2000-01	CAL	+2.6
2001-02	USC	+5.1
2002-03	USC	+3.4
2003-04	OSU	+2.7
2004-05	WASH	+3.7
2005-06	ARIZ	+5.8
2006-07	WSU	+3.5
2007-08	WSU	+2.9
2008-09	UCLA	+3.1
2009-10	WASH	+3.3
2010-11	ORE	+3.2
2011-12	USC	+4.4
2012-13	UCLA	+2.86
2013-14	UCLA	+4.1
2014-15	OSU	+2.9
2015-16	ORE	+2.7

ASSISTS

Year	Team	ASTS	AVG
1978-79	OSU	571	19.71
1979-80	OSU	651	21.70
1980-81	ASU	513	18.32
1981-82	OSU	493	16.43
1982-83	OSU	525	16.94
1983-84	ORE	440	15.17
1984-85	OSU	501	16.16
1985-86	WASH	516	16.65
1986-87	OSU	514	17.13
1987-88	OSU	573	18.50
1988-89	OSU	579	19.30
1989-90	OSU	538	18.60
1990-91	UCLA	634	19.80
1991-92	UCLA	605	18.30
1992-93	ASU	512	18.30
1993-94	UCLA	495	17.70
1994-95	UCLA	653	19.80
1995-96	ARIZ	589	17.80
1996-97	STAN	534	17.80
1997-98	ASU	639	19.97
1998-99	ASU	512	17.07
1999-00	USC	518	17.27
2000-01	STAN	566	16.65
2001-02	ORE	580	16.57
2002-03	ARIZ	569	17.78
2003-04	ARIZ	560	18.67
2004-05	WASH	660	18.86
2005-06	WASH	529	16.03
2006-07	ARIZ	511	16.48
2007-08	ARIZ	526	15.47
2008-09	ASU	544	15.54
2009-10	UCLA	489	15.28
2010-11	WASH	593	16.94
2011-12	CAL	540	15.88
2012-13	UCLA	559	15.97
2013-14	UCLA	636	17.19
2014-15	WSU	453	14.61
2015-16	UCLA	502	15.69

• - Led NCAA

All statistics based on Conference games only prior to 1974-75.

STEALS

Year	Team	STLS	AVG
1978-79	OSU	293	10.46
1979-80	OSU	274	9.13
1980-81	ASU	245	8.75
1981-82	OSU	246	8.20
1982-83	STAN	206	7.36
1983-84	STAN	239	7.71
1984-85	STAN	238	8.50
1985-86	STAN	246	8.20
1986-87	OSU	227	7.57
1987-88	OSU	288	9.29
1988-89	OSU	320	10.67
1989-90	OSU	277	9.55
1990-91	WSU	229	8.18
1991-92	UCLA	258	7.82
1992-93	ASU	337	12.04
1993-94	OSU	235	8.70
1994-95	ASU	345	10.45
1995-96	WASH	269	9.61
1996-97	ARIZ	358	10.53
1997-98	ARIZ	352	10.06
1998-99	OSU	308	9.94
1999-00	USC	275	9.17
2000-01	ARIZ	283	7.86
2001-02	USC	287	8.97
2002-03	USC	276	9.20
2003-04	USC	249	8.89
2004-05	USC	240	8.28
2005-06	ARIZ	322	9.76
2006-07	OSU	246	7.69
2007-08	UCLA	285	7.311
2008-09	UCLA	292	8.34
2009-10	OSU	262	8.16
2010-11	OSU	293	9.45
2011-12	OSU	328	9.11
2012-13	ORE	314	8.49
2013-14	UCLA	341	9.22
2014-15	OSU	241	7.77
2015-16	WASH	258	7.59

BLOCKED SHOTS

Year	Team	BLKS	AVG
1978-79	ASU	165	5.50
1979-80	ASU	163	5.62
1980-81	ASU	144	5.14
1981-82	ASU	92	3.41
1982-83	UCLA	92	3.17
1983-84	UCLA	97	3.46
1984-85	ASU	106	3.79
1985-86	USC	127	4.54
1986-87	ARIZ	120	4.00
1987-88	ARIZ	173	4.55
1988-89	ARIZ	145	4.39
1989-90	ARIZ	185	5.78
1990-91	ARIZ	183	5.23
1991-92	ARIZ	120	3.87
1992-93	UCLA	177	5.36
1993-94	UCLA	119	4.25
1994-95	ASU	165	5.00
1995-96	UCLA	162	5.23
1996-97	ASU	172	5.73
1997-98	USC	122	4.36
1998-99	USC	124	4.43
1999-00	ARIZ	192	5.65
2000-01	USC	151	4.44
2001-02	WASH	139	4.79
2002-03	ASU	139	4.34
2003-04	ARIZ	135	4.50
2004-05	OSU	126	3.94
2005-06	OSU	147	4.74
2006-07	STAN	184	5.94
2007-08	STAN	187	5.19
2008-09	USC	165	4.71
2009-10	WSU	140	4.52
2010-11	UCLA	199	5.85
2011-12	UCLA	153	4.64
2012-13	ASU	211	6.09
2013-14	ASU	182	5.52
2014-15	UTAH	175	5.00
2015-16	WASH	224	6.59

PAC-12 YEARLY LEADERS - INDIVIDUAL

SCORING

YEAR	PLAYER	G	PTS	AVG
1927-28	S: Vern Corbin, CAL	—	100	—
1928-29	S: Vern Corbin, CAL	—	90	—
1929-30	N: Harold Stowell, Idaho	16	171	10.7
	S: Kent Pursell, CAL	—	84	—
1930-31	N: Huntley Gordon, WSU	16	171	10.7
	S: Jack Read, CAL	—	72	—
1931-32	N: Huntley Gordon, WSU	16	135	8.4
	S: Jerry Nemer, USC	—	132	—
1932-33	N: Ed Lewis, OSU	16	173	10.8
	S: Hal Eifert, CAL	11	131	11.9
1933-34	N: Bob Galer, WASH	16	176	11.0
	S: Lee Guttero, USC	12	140	11.7
1934-35	N: Bob Galer, WASH	16	152	9.5
	S: Lee Guttero, USC	12	186	15.5
1935-36	N: Wally Palmberg, OSU	16	187	11.7
	S: Hank Luisetti, STAN	12	172	14.3
1936-37	N: Ivar Nelson, WSU	16	156	9.8
	S: Hank Luisetti, STAN	12	208	17.3
1937-38	N: Laddie Gale, ORE	20	249	12.5
	S: Hank Luisetti, STAN	12	232	19.3
1938-39	N: Laddie Gale, ORE	16	186	11.6
	S: Ralph Vaughn, USC	12	180	15.0
1939-40	N: John Dick, ORE	16	183	11.4
	S: Jackie Robinson, UCLA	12	148	12.3
1940-41	N: Vic Townsend, ORE	16	174	10.9
	S: Jackie Robinson, UCLA	12	133	11.1
1941-42	N: Ray Turner, Idaho	16	192	12.0
	S: Ernie Handlesman, UCLA	12	134	11.2
1942-43	N: Gale Bishop, WSU	16	224	14.0
	S: Gene Rock, USC	8	107	13.4
1943-44	N: Bob Hamilton, ORE	16	172	10.8
	S: Dick West, UCLA	6	48	8.0
1944-45	N: Vince Hanson, WSU	16	253	15.8
	S: Jack Nichols, USC	4	48	12.0
1945-46	N: Red Rocha, OSU	16	194	12.1
	S: Andy Wolfe, CAL	12	177	14.8
1946-47	N: Red Rocha, OSU	16	215	13.4
	S: Don Barksdale, UCLA	12	198	16.5
1947-48	N: Jack Nichols, WASH	16	265	16.6
	S: Chuck Hanger, CAL	12	170	14.2
1948-49	N: Roger Wiley, ORE	16	235	14.7
	S: Bill Sharman, USC	12	203	16.9
1949-50	N: Gene Conley, WSU	16	220	13.8
	S: Bill Sharman, USC	12	238	19.8
1950-51	N: Bob Houbregs, WASH	16	198	12.4
	S: Dick Ridgeway, UCLA	12	217	18.1
1951-52	N: Bob Houbregs, WASH	13	251	19.3
	S: Ed Tucker, STAN	12	184	15.3
1952-53	N: Bob Houbregs, WASH	16	406	25.4
	S: Bob McKeen, CAL	12	234	19.5
1953-54	N: Swede Halbrook, OSU	16	333	20.8
	S: Russ Lawler, STAN	12	210	17.5
1954-55	N: Jim Loscutoff, ORE	16	314	19.6
	S: Bob McKeen, CAL	12	267	22.3
1955-56	Willie Naulls, UCLA	16	378	23.6
1956-57	Dave Gambee, OSU	16	353	22.1
1957-58	Gary Simmons, Idaho	16	346	21.6
1958-59	Walt Torrence, UCLA	16	344	21.5
1959-60	Bill Hanson, WASH	12	189	17.2
1960-61	John Rudometkin, USC	10	248	24.8
1961-62	John Rudometkin, USC	12	273	22.8
1962-63	Gordon Martin, USC	12	260	21.7
1963-64	Gail Goodrich, UCLA	15	326	21.7
1964-65	Jim Jarvis, USC	14	320	22.9
1965-66	John Block, USC	14	385	27.5
1966-67	Lew Alcindor, UCLA	14	384	27.4
1967-68	Lew Alcindor, UCLA	13	357	27.5
1968-69	Lew Alcindor, UCLA	14	309	22.1
1969-70	Stan Love, ORE	14	296	20.8
1970-71	Stan Love, ORE	14	382	27.3
1971-72	Bill Walton, UCLA	14	334	23.9
1972-73	Louie Nelson, WASH	14	307	21.9
1973-74	Ron Lee, ORE	14	269	19.2
1974-75	Steve Puidokas, WSU	25	559	22.4
1975-76	Richard Washington, UCLA	32	644	20.1
1976-77	Greg Ballard, ORE	29	629	21.7
1977-78	Cliff Robinson, USC	24	442	18.4
1978-79	David Greenwood, UCLA	30	596	19.9
1979-80	Don Collins, WSU	28	647	23.1

YEAR	PLAYER	G	PTS	AVG
1980-81	Steve Johnson, OSU	28	589	21.0
1981-82	Mark McNamara, CAL	27	593	22.0
1982-83	Byron Scott, ASU	33	713	21.6
1983-84	Keith Jones, STAN	31	619	20.0
1984-85	A.C. Green, OSU	31	591	19.1
1985-86	Reggie Miller, UCLA	29	750	25.9
1986-87	Jose Ortiz, OSU	30	668	22.3
1987-88	Anthony Taylor, ORE	26	555	21.3
1988-89	Sean Elliott, ARIZ	33	735	22.3
1989-90	Gary Payton, OSU	29	746	25.7
1990-91	Terrell Brandon, ORE	28	745	26.6
1991-92	Harold Miner, USC	30	789	26.3
1992-93	Chris Mills, ARIZ	28	570	20.4
1993-94	Lamond Murray, CAL	30	729	24.3
1994-95	Damon Stoudamire, ARIZ	30	684	22.8
1995-96	Shareef Abdur-Rahim, CAL	28	590	21.1
1996-97	Ed Gray, CAL	26	644	24.8
1997-98	Jeremy Veal, ASU	32	666	20.8
1998-99	Jason Terry, ARIZ	29	635	21.9
1999-00	Eddie House, ASU	32	736	23.0
2000-01	Sean Lampley, CAL	31	605	19.5
2001-02	Casey Jacobsen, STAN	30	658	21.9
2002-03	Joe Shipp, CAL	31	632	20.4
2003-04	Ike Diogu, ASU	27	615	22.8
2004-05	Ike Diogu, ASU	32	724	22.6
2005-06	Leon Powe, CAL	27	553	20.5
2006-07	Aaron Brooks, ORE	35	621	17.7
2007-08	Ryan Anderson, CAL	33	697	21.1
2008-09	James Harden, ASU	35	704	20.1
2009-10	Landry Fields, STAN	32	704	22.0
2010-11	Klay Thompson, WSU	34	733	21.6
2011-12	Brock Motum, WSU	34	613	18.0
2012-13	Brock Motum, WSU	32	597	18.7
2013-14	Roberto Nelson, OSU	32	663	20.7
2014-15	Joseph Young, ORE	36	745	20.7
2015-16	Andrew Andrews, WASH	34	712	20.9

Champion based on total conference points, 1927-28 - 1958-59; scoring average in conference games, 1959-60 - 1973-74; scoring average in all games, 1974-75 - Present.

PAC-12 YEARLY LEADERS - INDIVIDUAL

REBOUNDING

YEAR	PLAYER	G	REB	AVG
1959-60	Darrall Imhoff, CAL	12	148	12.3
1960-61	Bill McClintock, CAL	12	145	12.1
1961-62	Bill Hanson, WASH	12	132	12.0
1962-63	Tom Dose, STAN	12	137	11.4
1963-64	Ted Werner, WSU	15	196	13.1
1964-65	Ted Werner, WSU	14	183	13.1
1965-66	Jim McKean, WSU	14	156	11.1
1966-67	Lew Alcindor, UCLA	14	197	14.1
1967-68	Lew Alcindor, UCLA	13	212	16.3
1968-69	Lew Alcindor, UCLA	14	191	13.6
1969-70	Sidney Wicks, UCLA	14	181	12.9
1970-71	Steve Hawes, WASH	14	211	15.1
1971-72	Bill Walton, UCLA	14	239	17.1
1972-73	Bill Walton, UCLA	14	228	16.3
1973-74	Bill Walton, UCLA	12	172	14.4
1974-75	Rich Kelley, STAN	26	300	11.5
1975-76	Ed Schweitzer, STAN	27	302	11.2
1976-77	Marques Johnson, UCLA	27	301	11.1
1977-78	David Greenwood, UCLA	28	319	11.4
1978-79	Cliff Robinson, USC	21	243	11.6
1979-80	Kimberly Belton, STAN	26	255	9.8
1980-81	Mark McNamara, CAL	26	272	10.5
1981-82	Mark McNamara, CAL	27	341	12.6
1982-83	A.C. Green, OSU	31	235	7.6
1983-84	Pete Williams, ARIZ	28	278	9.9
1984-85	A.C. Green, OSU	31	286	9.2
1985-86	Jerry Adams, ORE	28	289	10.3
1986-87	Dwayne Scholten, WSU	28	257	9.2
1987-88	Trevor Wilson, UCLA	30	281	9.4
1988-89	Trevor Wilson, UCLA	31	269	8.7
1989-90	Adam Keefe, STAN	30	272	9.1
	Trevor Wilson, UCLA	33	299	9.1
1990-91	Adam Keefe, STAN	33	313	9.5
1991-92	Adam Keefe, STAN	29	355	12.2
1992-93	Lester Neal, ASU	28	252	9.0
1993-94	Ed O'Bannon, UCLA	28	245	8.8
1994-95	Jaha Wilson, USC	28	284	10.1
1995-96	Mark Hendrickson, WSU	23	219	9.5
1996-97	Tim Young, STAN	30	253	8.4
1997-98	Carlos Daniel, WSU	28	282	10.1
1998-99	Todd MacCulloch, WASH	29	345	11.9
1999-00	Mark Madsen, STAN	23	214	9.3
2000-01	Awvee Storey, ASU	29	263	9.1
2001-02	Curtis Borchardt, STAN	29	332	11.4
2002-03	Philip Ricci, OSU	28	230	8.2
2003-04	Leon Powe, CAL	27	256	9.5
2004-05	Ike Diogu, ASU	32	312	9.8
2005-06	Leon Powe, CAL	27	273	10.1
2006-07	Jon Brockman, WASH	32	307	9.6
2007-08	Jon Brockman, WASH	32	370	11.6
2008-09	Jon Brockman, WASH	34	391	11.5
2009-10	Nikola Vucevic, USC	30	283	9.4
2010-11	Nikola Vucevic, USC	34	350	10.3
2011-12	André Roberson, COLO	36	401	11.1
2012-13	André Roberson, COLO	31	347	11.2
2013-14	Richard Solomon, CAL	30	307	10.2
2014-15	Josh Hawkinson, WSU	31	334	10.8
2015-16	Josh Hawkinson, WSU	29	321	11.1

FIELD GOAL PERCENTAGE

YEAR	PLAYER	G	FG-FGA	PCT
1959-60	Bill Hanson, WASH	12	68-121	.562
1960-61	Ed Corell, WASH	12	50-99	.505
1961-62	Pete Blackman, UCLA	12	53-95	.558
1962-63	Charlie Hart, WASH	12	31-64	.484
1963-64	Jack Hirsch, UCLA	15	83-153	.542
1964-65	Ed Fredenberg, OSU	14	36-66	.545
1965-66	Jack Gilbert, STAN	14	35-58	.603
1966-67	Rich Baker, STAN	14	52-80	.650
1967-68	Lew Alcindor, UCLA	13	144-221	.652
	Vic Bartolome, OSU	14	86-132	.652
1968-69	Lew Alcindor, UCLA	14	128-203	.631
1969-70	Vic Bartolome, OSU	14	103-177	.582
1970-71	Neal Jurgenson, OSU	14	52-98	.531
1971-72	Bill Walton, UCLA	14	130-200	.650
1972-73	Bill Walton, UCLA	14	119-199	.598
1973-74	Bill Walton, UCLA	12	93-134	.694
1974-75	Lars Hansen, WASH	25	106-171	.596
1975-76	Paul Miller, OSU	27	99-169	.586
1976-77	Steve Johnson, OSU	28	159-267	.596
1977-78	Bill McShane, OSU	26	67-120	.558
1978-79	Steve Johnson, OSU	27	197-298	.661
1979-80	Steve Johnson, OSU	30	211-297	.710•
1980-81	Steve Johnson, OSU	28	235-315	.746•
1981-82	Mark McNamara, CAL	27	231-329	.702•
1982-83	Johnny Rodgers, STAN	28	120-204	.588
1983-84	A.C. Green, OSU	23	134-204	.657
1984-85	Pete Williams, ARIZ	31	145-239	.607
1985-86	Reggie Miller, UCLA	29	274-493	.556
1986-87	Chris Welp, WASH	35	281-473	.594
1987-88	Howard Wright, STAN	33	196-315	.622
1988-89	Trent Edwards, ASU	28	208-330	.630
1989-90	Adam Keefe, STAN	30	210-335	.627
1990-91	Brian Williams, ARIZ	35	195-315	.619
	Richard Lucas, ORE	28	169-272	.619
1991-92	Scott Haskin, OSU	31	226-369	.612
1992-93	Alfred Grigsby, CAL	29	116-194	.598
1993-94	Fred Ferguson, WSU	31	134-203	.660
1994-95	Mark Hendrickson, WSU	30	183-292	.627
1995-96	Jelani McCoy, UCLA	31	138-204	.676
1996-97	Jelani McCoy, UCLA	32	152-201	.756
1997-98	Todd MacCulloch, WASH	30	225-346	.650•
1998-99	Todd MacCulloch, WASH	29	210-317	.662•
1999-00	Mark Madsen, STAN	23	108-184	.587
2000-01	Solomon Hughes, CAL	31	107-170	.629
2001-02	Channing Frye, ARIZ	34	122-205	.595
2002-03	Andre Patterson, UCLA	24	76-125	.608
2003-04	Jeff McMillan, USC	28	119-189	.630
2004-05	Ike Diogu, ASU	32	229-398	.575
2005-06	Luc Richard Mbah a Moute, UCLA	39	134-249	.538
2006-07	Taj Gibson, USC	37	174-312	.558
2007-08	Jordan Hill, ARIZ	34	184-297	.620
2008-09	Jeff Pendergraph, ASU	35	198-300	.660•
2009-10	Eric Boateng, ASU	33	117-176	.665
2010-11	Brock Motum, WSU	35	106-177	.599
2011-12	Devon Collier, OSU	36	176-286	.615
2012-13	Arsalan Kazemi, ORE	35	113-190	.595
2013-14	Devon Collier, OSU	30	143-236	.606
2014-15	Jakob Poeltl, UTAH	34	128-188	.681
2015-16	Jakob Poeltl, UTAH	36	228-353	.646

PAC-12 YEARLY LEADERS - INDIVIDUAL

FREE THROW PERCENTAGE

YEAR	PLAYER	G	FT-FTA	PCT
1959-60	Gary Cunningham, UCLA	10	28-28	1.000
1960-61	Earl Schultz, CAL	12	45-53	.849
1961-62	Darrell Sutherland, STAN	12	37-45	.822
1962-63	Dick Smith, CAL	12	34-42	.810
1963-64	Tom Dose, STAN	15	71-86	.826
1964-65	Jim Jarvis, OSU	14	62-72	.861
1965-66	John Block, USC	14	125-148	.844
1966-67	Charlie Perkins, CAL	14	67-79	.848
1967-68	John Pinkstaff, ORE	14	49-58	.845
1968-69	Blaine Ellis, WSU	14	37-43	.860
1969-70	Gary Freeman, OSU	12	36-43	.837
1970-71	Bill Drozdiak, ORE	14	50-58	.862
1971-72	Dan Anderson, USC	14	40-45	.889
1972-73	Steve Ericksen, OSU	14	21-23	.913
1973-74	Dan Anderson, USC	14	41-46	.891
1974-75	Rich Kelley, STAN	26	144-173	.832
1975-76	Rocky Smith, OSU	27	144-174	.824
1976-77	Greg Ballard, ORE	29	153-179	.856
1977-78	Don Vaughn, WASH	26	52-58	.896
1978-79	Rob Closs, ORE	27	81-93	.871
1979-80	Joe Nehls, ARIZ	27	108-122	.885
1980-81	Rod Foster, UCLA	25	60-66	.909
1981-82	Rod Foster, UCLA	27	95-100	.950•
1982-83	Michael Holton, UCLA	29	64-75	.853
1983-84	Chris Beasley, ASU	28	112-128	.875
1984-85	Novian Whitsitt, STAN	28	68-80	.850
1985-86	Steve Kerr, ARIZ	32	71-79	.899
1986-87	Terry Taylor, STAN	28	56-66	.848
1987-88	Todd Lichti, STAN	33	174-198	.879
1988-89	Alex Austin, ASU	28	69-80	.863
1989-90	Eldridge Recasner, WASH	26	99-112	.884
1990-91	Kevin Mixon, ORE	28	60-65	.923
1991-92	Don MacLean, UCLA	32	197-214	.921•
1992-93	Mark Pope, WASH	27	112-130	.862
1993-94	Dylan Rigdon, ARIZ	34	82-92	.891
1994-95	Dion Cross, STAN	29	91-110	.827
1995-96	Dion Cross, STAN	29	81-88	.920
1996-97	Kris Johnson, UCLA	31	96-115	.835
1997-98	Arthur Lee, STAN	35	164-185	.886
1998-99	Arthur Lee, STAN	33	140-158	.886
1999-00	Ryan Mendez, STAN	31	63-72	.875
	David Mosley, STAN	31	63-72	.875
2000-01	Ryan Mendez, STAN	34	94-101	.931
2001-02	Salim Stoudamire, ARIZ	34	103-114	.904
2002-03	Luke Ridnour, ORE	33	162-184	.880
	Jason Kapono, UCLA	29	81-92	.880
2003-04	Chris Hernandez, STAN	30	96-105	.914
2004-05	Salim Stoudamire, ARIZ	36	122-134	.910
2005-06	Chris Hernandez, STAN	30	109-121	.901
2006-07	Tajuan Porter, ORE	35	80-88	.909
2007-08	Darren Collison, UCLA	33	102-117	.872
2008-09	Darren Collison, UCLA	35	113-126	.897
2009-10	Jerome Randle, CAL	35	139-149	.933
2010-11	E.J. Singler, ORE	39	104-122	.852
2011-12	E.J. Singler, ORE	34	110-121	.909
2012-13	Mark Lyons, ARIZ	35	125-146	.856
2013-14	Joseph Young, ORE	34	155-176	.881
2014-15	Joseph Young, ORE	36	124-134	.925
2015-16	Andrew Andrews, WASH	34	273-321	.850

THREE-POINT FIELD GOAL PERCENTAGE

YEAR	PLAYER	G	3P-3PA	PCT
1986-87	Terry Taylor, STAN	28	40-82	.488
1987-88	Steve Kerr, ARIZ	38	114-199	.573
1988-89	Matt Anderson, ASU	28	41-80	.513
1989-90	Keith Smith, CAL	32	42-91	.462
1990-91	Billy Dreher, CAL	28	56-112	.500
1991-92	Tracy Murray, UCLA	33	78-156	.500
1992-93	Chris Mills, ARIZ	28	56-116	.483
1993-94	Isaac Fontaine, WSU	31	31-69	.449
1994-95	Dion Cross, STAN	29	82-171	.480
1995-96	Isaac Fontaine, WSU	29	66-136	.485
1996-97	Blake Pengelly, WSU	30	36-74	.486
1997-98	Ryan Mendez, STAN	34	45-95	.474
1998-99	Donald Watts, WASH	25	32-64	.500
1999-00	Jason Kapono, UCLA	33	82-173	.474
2000-01	Michael McDonald, STAN	34	56-109	.514
2001-02	Grant Leep, WASH	29	39-74	.527
2002-03	Thomas Kelati, WSU	27	62-136	.456
2003-04	Chris Hernandez, STAN	30	46-100	.460
2004-05	Salim Stoudamire, ARIZ	36	120-238	.504•
2005-06	Sasa Cucic, OSU	30	36-73	.493
2006-07	Darren Collison, UCLA	35	51-114	.447
2007-08	Darren Collison, UCLA	33	53-101	.525
2008-09	Michael Roll, UCLA	35	51-99	.515
2009-10	Theo Robertson, CAL	29	48-106	.453
2010-11	Derrick Williams, ARIZ	38	42-74	.568
2011-12	Brendon Lavender, ARIZ	35	55-113	.487
2012-13	John Gage, STAN	34	45-101	.446
2013-14	Jason Calliste, ORE	34	65-129	.504
2014-15	Jordan Mathews, CAL	33	70-158	.443
2015-16	George King, COLO	34	68-149	.456

ASSISTS AVERAGE

YEAR	PLAYER	G	A	AVG
1974-75	Chester Dorsey, WASH	25	139	5.6
1975-76	Ron Lee, ORE	30	184	6.1
1976-77	George Tucker, OSU	29	186	6.4
1977-78	Roy Hamilton, UCLA	28	167	6.0
1978-79	Russell Brown, ARIZ	27	247	9.2
1979-80	Russell Brown, ARIZ	27	200	7.4
1980-81	Russell Brown, ARIZ	27	166	6.1
1981-82	Lester Conner, OSU	30	153	5.1
1982-83	Ralph Jackson, UCLA	29	148	5.1
1983-84	Ralph Jackson, UCLA	28	159	5.7
1984-85	Larry Friend, USC	29	176	6.1
1985-86	Pooh Richardson, UCLA	29	179	6.2
1986-87	Gary Payton, OSU	30	229	7.6
1987-88	Gary Payton, OSU	31	230	7.4
1988-89	Gary Payton, OSU	30	244	8.1
1989-90	Gary Payton, OSU	29	235	8.1
1990-91	Darrick Martin, UCLA	32	217	6.8
1991-92	Marcus Lollie, STAN	29	189	6.5
1992-93	Jason Kidd, CAL	29	222	7.7
1993-94	Jason Kidd, CAL	30	272	9.07•
1994-95	Damon Stoudamire, ARIZ	30	220	7.3
1995-96	Brevin Knight, STAN	29	212	7.3
1996-97	Brevin Knight, STAN	30	234	7.8•
1997-98	Ahlon Lewis, ASU	32	294	9.2•
1998-99	Jason Terry, ARIZ	29	159	5.5
1999-00	Brandon Granville, USC	30	248	8.3
2000-01	Brandon Granville, USC	34	207	6.1
2001-02	Luke Walton, ARIZ	31	194	6.3
2002-03	Luke Ridnour, ORE	33	218	6.6
2003-04	Cedric Bozeman, UCLA	28	155	5.5
2004-05	Will Conroy, WASH	34	219	6.4
2005-06	Jordan Farmar, UCLA	37	189	5.1
2006-07	Mustafa Shkur, ARIZ	31	215	6.9
2007-08	Mitch Johnson, STAN	36	188	5.2
2008-09	Jerome Randle, CAL	33	165	5.0
2009-10	Derek Glasser, ASU	33	158	4.8
2010-11	Isaiah Thomas, WASH	35	213	6.1
2011-12	Reggie Moore, WSU	37	193	5.2
2012-13	Larry Drew II, UCLA	35	256	7.3
2013-14	Kyle Anderson, UCLA	36	233	6.5
2014-15	T.J. McConnell, ARIZ	38	238	6.3
2015-16	Julian Jacobs, USC	31	169	5.5

• - Led NCAA

All statistics based on Conference games only prior to 1974-75.

PAC-12 YEARLY LEADERS - INDIVIDUAL

BLOCKED SHOTS AVERAGE

YEAR	PLAYER	G	BL	AVG
1977-78	James Donaldson, WSU	27	82	3.0
1978-79	James Donaldson, WSU	26	76	2.9
1979-80	Stuart House, WSU	28	69	2.5
1980-81	Alton Lister, ASU	26	49	1.9
1981-82	Ken Johnson, USC	28	43	1.5
1982-83	Gerry Wright, USC	24	40	1.7
1983-84	Blair Rasmussen, ORE	29	42	1.4
1984-85	Jon Taylor, ASU	25	42	1.8
1985-86	Chris Welp, WASH	31	67	2.2
1986-87	Anthony Cook, ARIZ	30	69	2.3
1987-88	Anthony Cook, ARIZ	38	75	2.0
1988-89	Anthony Cook, ARIZ	33	84	2.5
1989-90	Ed Stokes, ARIZ	29	49	1.7
1990-91	Keith Owens, UCLA	32	61	1.9
1991-92	Scott Haskin, OSU	31	68	2.2
1992-93	Scott Haskin, OSU	27	51	1.9
1993-94	Michael Stewart, CAL	30	59	2.0
1994-95	Mario Bennett, ASU	33	115	3.5
1995-96	Jelani McCoy, UCLA	31	102	3.3
1996-97	Rodger Farrington, ASU	27	113	4.2
1997-98	Mike Batiste, ASU	32	51	1.6
1998-99	Todd MacCulloch, WASH	29	47	1.6
1999-00	Loren Woods, ARIZ	26	102	3.9
2000-01	Loren Woods, ARIZ	29	84	2.9
2001-02	Curtis Borchardt, STAN	29	83	2.9
2002-03	Tommy Smith, ASU	32	69	2.16
2003-04	Channing Frye, ARIZ	30	63	2.10
2004-05	Ike Diogu, ASU	32	75	2.34
2005-06	Nick DeWitz, OSU	28	59	2.11
2006-07	Robin Lopez, STAN	31	73	2.35
2007-08	Taj Gibson, USC	33	84	2.55
2008-09	Taj Gibson, USC	35	100	2.90
2009-10	DeAngelo Casto, WSU	31	67	2.16
2010-11	Tyler Honeycutt, UCLA	33	68	2.06
2011-12	Eric Moreland, OSU	36	69	1.92
2012-13	Jordan Bachynski, ASU	35	120	3.43
2013-14	Jordan Bachynski, ASU	33	133	4.03•
2014-15	Jordan Bell, ORE	35	94	2.7
2015-16	Chris Boucher, ORE	38	110	2.9

STEALS AVERAGE

YEAR	PLAYER	G	ST	AVG
1978-79	Don Collins, WSU	27	71	2.6
1979-80	Don Collins, WSU	28	76	2.7
1980-81	Lafayette Lever, ASU	28	74	2.6
1981-82	Lester Conner, OSU	30	91	3.0
1982-83	Craig Ehlo, WSU	30	59	2.0
1983-84	Keith Morrison, WSU	28	48	1.7
1984-85	Keith Morrison, WSU	28	56	2.0
	Keith Ramee, STAN	28	56	2.0
1985-86	Keith Morrison, WSU	30	60	2.0
	Darryl Flowers, OSU	27	55	2.0
1986-87	Derrick Dowell, USC	28	62	2.2
1987-88	Gary Payton, OSU	31	72	2.3
1988-89	Gary Payton, OSU	30	91	3.0
1989-90	Gary Payton, OSU	29	100	3.4
1990-91	Terrell Brandon, ORE	28	63	2.3
1991-92	Stevin Smith, ASU	30	66	2.2
1992-93	Jason Kidd, CAL	29	110	3.8•
1993-94	Jason Kidd, CAL	30	94	3.1
1994-95	Brevin Knight, STAN	28	78	2.8
1995-96	Jason Hamilton, WASH	28	59	2.1
1996-97	Brevin Knight, STAN	30	83	2.8
1997-98	Baron Davis, UCLA	32	77	2.4
1998-99	Jason Terry, ARIZ	29	80	2.8
1999-00	Jeff Trepagnier, USC	29	94	3.2
2000-01	Earl Watson, UCLA	32	62	1.9
2001-02	Errick Craven, USC	32	68	2.1
2002-03	Errick Craven, USC	29	73	2.5
2003-04	Errick Craven, USC	27	62	2.3
2004-05	Gabriel Pruitt, USC	29	56	1.9
2005-06	Hassan Adams, ARIZ	31	82	2.7
2006-07	Darren Collison, UCLA	35	78	2.2
2007-08	James Harden, ASU	34	73	2.2
2008-09	James Harden, ASU	35	59	1.7
2009-10	Seth Tarver, OSU	32	70	2.2
2010-11	Jared Cunningham, OSU	30	85	2.8
2011-12	Jared Cunningham, OSU	36	91	2.5
2012-13	Jordan Adams, UCLA	33	73	2.2
2013-14	Jordan Adams, UCLA	36	95	2.6
2014-15	Gary Payton II, OSU	31	95	3.1
2015-16	Gary Payton II, OSU	32	80	2.5

MOST POINTS

Season	3234	ARIZ, 1988 (38 games)
Game	149	UCLA vs. Loyola Marymount (98), Dec. 2, 1990
Conf. Game	127	ARIZ vs. ASU (99), Jan. 15, 1998
Both Teams, Game	247	UCLA (149) vs. Loyola Marymount (98), Dec. 2, 1990
Lossing Team, Game	111	WSU vs. ARIZ (115), Mar. 2, 1995 (2 OT)

HIGHEST SCORING AVERAGE

Season	94.6	UCLA, 1972
---------------	------	------------

LARGEST SCORING MARGIN

*Season	30.3	UCLA, 1972 (94.6 offense, 64.3 defense)
Game	100	CAL (108) vs. Pomona Am. Legion (8), 1922
Conf. Game	55	ARIZ (116) vs. WASH (61), Dec. 20, 1988

MOST FIELD GOALS

Season	1161	UCLA, 1968 (30 games)
Game	58	UCLA vs. Loyola Marymount, Dec. 2, 1990

MOST FIELD GOAL ATTEMPTS

Season	2349	ARIZ, 1998
Game	109	ORE vs. Idaho, Feb. 14, 1947

HIGHEST FIELD GOAL PERCENTAGE

Season	.564	OSU, 1981 (862-of-1528)
Game	.769	STAN vs. ORE, Jan. 8, 1983 (30-of-39)

MOST THREE-POINT FIELD GOALS

Season	350	ORE, 2007
Game	20	USC vs. OSU, Jan. 29, 2000

MOST THREE-POINT FIELD GOAL ATTEMPTS

Season	897	ORE, 2007
Game	51	ASU at Brigham Young, Dec. 1, 1992

HIGHEST THREE-POINT FIELD GOAL PERCENTAGE

Season	.483	ARIZ, 1988 (254-of-526)
Game (min 3 att.)	1.000	ASU vs. Manhattan, Dec. 28, 1986 (3-of-3)
	1.000	WASH vs. WSU, Jan. 11, 1992 (3-of-3)

MOST FREE THROWS

Season	686	ARIZ, 1988
Game	47	UCLA vs. USC, Mar. 10, 1956

MOST FREE THROW ATTEMPTS

Season	971	ORE, 1953
Game	63	USC vs. Idaho, 1957
	63	OSU vs. ASU, Feb. 28, 1983

HIGHEST FREE THROW PERCENTAGE

Season	.786	ARIZ, 2004 (511-of-650)
Game (min 15 att.)	1.000	WSU vs. ORE, Jan. 17, 2009 (28-of-28)

REBOUNDS

Season	1670	UCLA, 1964 (30 games)
Game	86	CAL vs. Oklahoma City, Jan. 3, 1972

HIGHEST REBOUNDING AVERAGE

Season	55.7	UCLA, 1964
---------------	------	------------

DEFENSIVE FIELD GOAL PERCENTAGE

Season	.352	STAN, 2000
---------------	------	------------

ASSISTS

Season	673	UCLA, 1974
Game	41	OSU vs. Texas-Wesleyan, Dec. 1, 1978

STEALS

Season	358	ARIZ, 1997
Game	27	OSU vs. Hawaii-Hilo, Dec. 22, 1985

BLOCKED SHOTS

Season	224	WASH, 2016
Game	19	STAN vs. USC, Jan. 25, 2007

MOST CONSECUTIVE VICTORIES

*All Games	88	UCLA, 1971-74
*Regular Season	76	UCLA, 1971-74
Pac-12 Games	50	UCLA, 1971-74
*NCAA Tourney	38	UCLA, 1964-74 (10 Tournaments)

MOST CHAMPIONSHIPS

*NCAA	11	UCLA, 1964-65, 1967-73, 75, 95
*Consec. NCAA	7	UCLA, 1967-73
Conference	30	UCLA
*Consec. Conf.	13	UCLA, 1967-79
Pac-12 Tournament	5	ARIZ, 1988-90, 2002, 2015
Consec. Conf. Tourn.	4	ARIZ, 1988-90, 2002

WINS AND LOSSES

Win Pct., All Games	1.000	UCLA, 1964 (30-0)
	1.000	UCLA, 1972 (30-0)
	1.000	UCLA, 1973 (30-0)
	1.000	CAL, 1926 (14-0)
	1.000	CAL, 1927 (13-0)
Wins, Season	35	ARIZ, 1988
*Consec. Win Seasons	54	UCLA, 1949-2002
*25-Win Ssns., Consec.	10	UCLA, 1967-76
20-Win Ssns., Consec.	20	ARIZ, 1988-2007
Wins, Conf. Season	17	OSU, 1981
	17	ARIZ, 1988, '89, '93, '98, '03
	17	STAN, 2004
Losses, Season	27	WSU, 1953
Losses, Conf. Season	18	OSU, 2008
Consec. Conf. Losses	30	UCLA, 1937-40

CONSECUTIVE VICTORIES vs. ONE OPPONENT

	52	UCLA vs. CAL, 1961-85
--	----	-----------------------

CONSECUTIVE HOME VICTORIES vs. ONE OPPONENT

	46	UCLA vs. WSU, 1950-2004
--	----	-------------------------

ATTENDANCE

Largest, Pac-12 venue	15,517	UCLA at USC (LA Sports Arena), Feb. 27, 1992
Avg., Pac-12 venue	14,591	ARIZ 2015
Pac-12 Home Avg.	8,709	2008 (1,489,187 fans/171 games)
	8,388	2000 (1,258,249 fans/150 games)
	8,340	2009 (1,442,792 fans/173 games)
	8,208	2005 (1,222,929 fans/149 games)
	8,177	2007 (1,414,601 fans/173 games)
	8,157	2004 (1,182,772 fans/145 games)
	8,088	1996 (1,100,028 fans/136 games)

* - NCAA record as of 2015-16 NCAA Records Book

MOST POINTS

Career	2608	Don MacLean, UCLA, 1989-92 (128 games)
Conf. Career	1486	Don MacLean, UCLA, 1989-92
Season	870	Lew Alcindor, UCLA, 1967 (30 games)
Conf. Season	500	Reggie Miller, UCLA, 1986 (18 games)
Game	61	Lew Alcindor, UCLA vs. WSU, Feb. 25, 1967
	61	Eddie House, ASU vs. CAL, Jan. 8, 2000

HIGHEST SCORING AVERAGE

Career	26.4	Lew Alcindor, UCLA, 1967-69
Conf. Career	25.6	Lew Alcindor, UCLA, 1967-69
Season	29.0	Lew Alcindor, UCLA, 1967
Conf. Season	27.8	Reggie Miller, UCLA, 1986

MOST FIELD GOALS

Career	943	Lew Alcindor, UCLA, 1967-69 (88 games)
	943	Don MacLean, UCLA, 1989-92 (128 games)
Season	346	Lew Alcindor, UCLA, 1967 (30 games)
Game	26	Lew Alcindor, UCLA vs. WSU, Feb. 25, 1967

MOST FIELD GOAL ATTEMPTS

Career	1776	Don MacLean, UCLA, 1989-92 (128 games)
Season	626	Ron Tomsic, STAN, 1953 (27 games)
Game	38	Gary Payton, OSU vs. USC, Feb. 22, 1990

HIGHEST FIELD GOAL PERCENTAGE

*Career	.678	Steve Johnson, OSU, 1977-81 (828-1222)
*Season	.746	Steve Johnson, OSU, 1981 (235-315) (NCAA Min. 5 made per game)
	.756	Jelani McCoy, UCLA, 1997 (152-201) (Pac-10 Min. 4 made per game)
Game (min 10 att.)	1.000	Steve Johnson, OSU vs. Hawaii-Hilo, Dec. 5, 1979 (13-13)
Conf. Game	1.000	Eric Boateng, ASU vs. STAN, Feb. 25, 2010 (11-11)
	1.000	Bryce Taylor, ORE vs. USC, Mar. 10, 2007 (11-11)
	1.000	Tommy Smith, ASU vs. WASH, Feb. 10, 2001 (11-11)
	1.000	Marques Johnson, UCLA vs. CAL, Feb. 27, 1976 (11-11)
	1.000	Five players tied (10-10)

MOST THREE-POINT FIELD GOALS

Career	342	Salim Stoudamire, ARIZ, 2002-05
Season	120	Salim Stoudamire, ARIZ, 2005
Game	10	Tajuan Porter, ORE vs. Portland St., Nov. 12, 2006
	10	Stevin Smith, ASU vs. ORE, Jan. 30, 1993
	10	Stevin Smith, ASU vs. OSU, Jan. 27, 1994
Consecutive	12	Brian Wright, WSU vs. OSU (4), ORE (8), Feb. 18-21, 1988

MOST THREE-POINT FIELD GOAL ATTEMPTS

Career	891	Stevin Smith, ASU, 1991-94
Season	300	Stevin Smith, ASU, 1993
Game	19	Anthony Pendleton, USC vs. STAN, Mar. 2, 1989 (8/19)

HIGHEST THREE-POINT FIELD GOAL PERCENTAGE

Career	.477	Todd Lichti, STAN, 1986-89 (112-235) (Min. 2 seasons)
*Season	.573	Steve Kerr, ARIZ, 1988 (114-199) (Min. 100 made per season)
Game (min 5 att.)	1.000	Maurice Jones, USC vs. South Carolina, Nov. 26, 2011 (7-7)
	1.000	Bryce Taylor, ORE vs. USC, Mar. 10, 2007 (7-7)
	1.000	Jawann McClellan, ARIZ vs. New Mexico St., Nov. 19, 2006 (7-7)
	1.000	Dion Cross, STAN vs. ARIZ, Mar. 7, 1996 (7-7)
	1.000	Three players tied (6-6)
	1.000	17 players tied (5-5)

* - NCAA record as of 2015-16 NCAA Records Book

MOST FREE THROWS

Career	711	Don MacLean, UCLA, 1989-92
Season	273	Andrew Andrews, WASH, 2016
Game	23	Bryan Rison, WSU vs. ORE, Feb. 14, 1980
Consec., All Games	62	Luke Ridnour, ORE, 2003
Consec., Conf. Games	62	Luke Ridnour, Jan. 4 - Feb. 22, 2003

MOST FREE THROW ATTEMPTS

Career	886	Adam Keefe, STAN, 1989-92
Season	328	Swede Halbrook, OSU, 1954
Game	28	Swede Halbrook, OSU vs. Idaho, Jan. 22, 1954 (made 13)

HIGHEST FREE THROW PERCENTAGE

Career	.900	Joseph Young, ORE, 2014-15 (279-310)
Season	.950	Rod Foster, UCLA, 1982 (95-100)
Game (min 10 att.)	1.000	John Block, USC vs. WASH, Feb. 11, 1966 (21-21)

MOST REBOUNDS

Career	1375	Mel Counts, OSU, 1962-64
Conf. Career	687	Bill Walton, UCLA, 1972-74
Season	506	Bill Walton, UCLA, 1973
Conf. Season	282	Jim Loscutt, ORE, 1955
Game	36	Swede Halbrook, OSU vs. Idaho, Feb. 15, 1955

HIGHEST REBOUNDING AVERAGE

Career	15.7	Bill Walton, UCLA, 1972-74
Conf. Career	16.4	Bill Walton, UCLA, 1972-74
Season	17.2	Jim Loscutt, ORE, 1955
Conf. Season	17.6	Jim Loscutt, ORE, 1955

MOST ASSISTS

Career	938	Gary Payton, OSU, 1987-90
Season	294	Ahlon Lewis, ASU, 1998
Game	19	Russell Brown, ARIZ vs. Grand Canyon, Dec. 8, 1979
Conf. Game	18	Jason Kidd, CAL vs. STAN, Jan. 20, 1993

HIGHEST ASSISTS AVERAGE

Career	8.4	Jason Kidd, CAL, 1993-94
Season	9.19	Ahlon Lewis, ASU, 1998 (294 in 32 games)

MOST STEALS

Career	321	Gary Payton, OSU, 1987-90
Season	110	Jason Kidd, CAL, 1993
Conf. Season	66	Jason Kidd, CAL, 1993
Game	11	Tyus Edney, UCLA vs. George Mason, Dec. 22, 1994
Conf. Game	9	Brevin Knight, STAN vs. USC, Feb. 23, '95
	9	Bennett Davison, ARIZ vs. STAN, Feb. 28, 1998

HIGHEST STEALS AVERAGE

Career	3.5	Jason Kidd, CAL, 1993-94
Season	3.8	Jason Kidd, CAL, 1993
Conf. Season	3.7	Jason Kidd, CAL, 1993

MOST BLOCKED SHOTS

Career	314	Jordan Bachynski, ASU, 2011-14
Season	133	Jordan Bachynski, ASU, 2014
Game	14	Loren Woods, ARIZ vs. ORE, Feb. 3, 2000
Conf. Game	14	Loren Woods, ARIZ vs. ORE, Feb. 3, 2000

HIGHEST BLOCKED SHOTS AVERAGE

Career	3.4	Loren Woods, ARIZ, 2000-01
Season	4.2	Rodger Farrington, ASU, 1997

MOST PERSONAL FOULS

Career	470	Steve Johnson, OSU, 1977-81
Season	126	Steve Johnson, OSU, 1977

MOST MINUTES

Game	63.5	Gene Ransom, CAL vs. ORE, Feb. 10, 1977 (5 OT)
-------------	------	--

POINTS

ALL GAMES

(1,500-POINT CLUB)

1. 2608 Don MacLean, UCLA, 1989-92
2. 2555 Sean Elliott, ARIZ, 1986-89
3. 2375 Chasson Randle, STAN, 2012-15
4. 2336 Todd Lichti, STAN, 1986-89
5. 2325 Lew Alcindor, UCLA, 1967-69
6. 2319 Adam Keefe, STAN, 1989-92
7. 2172 Gary Payton, OSU, 1987-90
8. 2095 Reggie Miller, UCLA, 1984-87
- 2095 Jason Kapono, UCLA, 2000-03
10. 2085 Ron Lee, ORE, 1973-76
11. 2073 Chris Welp, WASH, 1984-87
12. 2048 Harold Miner, USC, 1990-92
13. 2044 Eddie House, ASU, 1997-2000
14. 2035 Steve Johnson, OSU, 1977-81
15. 2003 Isaac Fontaine, WSU, 1994-97
16. 1984 Jeremy Veal, ASU, 1995-98
- 1984 Jason Gardner, ARIZ, 2000-03
18. 1973 Mel Counts, OSU, 1962-64
19. 1970 Luke Jackson, ORE, 2001-2004
20. 1960 Salim Stoudamire, ARIZ, 2002-05
21. 1946 Ike Diogu, ASU, 2003-05
22. 1939 Anthony Taylor, ORE, 1984-88
23. 1925 Khalid Reeves, ARIZ, 1991-94
24. 1894 Steve Puidokas, WSU, 1974-77
25. 1880 C.J. Wilcox, WASH, 2011-14
26. 1849 Damon Stoudamire, ARIZ, 1992-95
27. 1846 Toby Bailey, UCLA, 1995-98
28. 1835 Jerome Randle, CAL, 2007-10
29. 1834 Ron Riley, ASU, 1993-96
30. 1829 Greg Ballard, ORE, 1973-77
31. 1818 Hassan Adams, ARIZ, 2003-06
32. 1815 Ed O'Bannon, UCLA, 1993-95
33. 1812 Andrew Andrews, WASH, 2012-16
34. 1805 Jon Brockman, WASH, 2006-09
35. 1803 Tajuan Porter, ORE, 2007-10
36. 1801 J.R. Henderson, UCLA, 1995-98
37. 1798 Trevor Wilson, UCLA, 1987-90
38. 1792 Tracy Murray, UCLA, 1990-92
39. 1791 Michael Dickerson, ARIZ, 1995-98
40. 1789 Channing Frye, ARIZ, 2002-05
41. 1787 Quincy Pondexter, WASH, 2007-10
42. 1784 Charles O'Bannon, UCLA, 1994-97
43. 1776 Sean Lampley, CAL, 1998-2001
44. 1774 Bob Houbregs, WASH, 1951-53
45. 1767 Bill Walton, UCLA, 1972-74
46. 1756 Klay Thompson, WSU, 2009-11
47. 1745 Roberto Nelson, OSU, 2011-14
48. 1743 Todd MacCulloch, WASH, 1996-99
49. 1740 Askia Booker, COLO, 2012-15
50. 1734 Josh Shipp, UCLA, 2005-09
51. 1727 Ronnie Coleman, USC, 1988-91
52. 1723 Casey Jacobsen, STAN, 2000-02
53. 1721 Isaiah Thomas, WASH, 2009-11
- David Greenwood, UCLA, 1976-79
55. 1714 Brevin Knight, STAN, 1994-97
56. 1709 Josh Scott, COLO, 2012-16
57. 1700 Eldridge Recasner, WASH, 1987-90
- 1700 Patrick Christopher, CAL, 2007-10
59. 1697 Chase Budinger, ARIZ, 2007-09
60. 1694 A.C. Green, OSU, 1982-85
61. 1690 Gail Goodrich, UCLA, 1963-65
62. 1688 Lamond Murray, CAL, 1992-94
63. 1674 Orlando Williams, ORE, 1992-95
64. 1673 Stevin Smith, ASU, 1991-94
65. 1666 Joe Shipp, CAL, 2000-03



Pac-12 Career Scoring Leader - Don MacLean, UCLA

66. 1664 Miles Simon, ARIZ, 1995-98
67. 1659 Marques Johnson, UCLA, 1974-77
68. 1657 Sam Clancy, USC, 1999-2002
69. 1655 Stan Love, ORE, 1968-71
- Kevin Johnson, CAL, 1984-87
71. 1654 Bob McKeen, CAL, 1952-55
72. 1644 Fredrick Jones, ORE, 1999-2002
73. 1642 Malik Hairston, ORE, 2005-08
74. 1639 Darren Collison, UCLA, 2006-09
75. 1638 Kenny Fields, UCLA, 1981-84
76. 1635 Dion Cross, STAN, 1993-96
77. 1619 Chris Mills, ARIZ, 1991-93
78. 1615 Kimberly Belton, STAN, 1977-80
79. 1613 Tyrone Wallace, CAL, 2012-16
80. 1608 Leonard Taylor, CAL, 1985-89
81. 1606 Desmon Farmer, USC, 2001-04
82. 1599 Howard Wright, STAN, 1985-89
83. 1592 John Revelli, STAN, 1980-84
84. 1591 Tim Young, STAN, 1995-99
85. 1590 Anthony Cook, ARIZ, 1986-89
86. 1588 Jeff Pendergraph, ASU, 2006-09
87. 1575 Shon Tarver, UCLA, 1991-94
88. 1572 Byron Scott, ASU, 1979-83
89. 1568 Jordan Loveridge, UTAH, 2012-16
90. 1566 Claude Terry, STAN, 1970-72
91. 1563 Don Collins, WSU, 1977-80
92. 1562 Anthony Brown, STAN, 2012-15
93. 1561 Charlie Sitton, OSU, 1981-84
94. 1554 Blair Rasmussen, ORE, 1981-85
95. 1549 Steve Beck, ASU, 1984-87
96. 1548 James Edwards, WASH, 1974-77
- DaVonté Lacy, WSU, 2012-15
98. 1546 E.J. Singler, ORE, 2010-13
99. 1540 Arron Afflalo, UCLA, 2005-07
100. 1537 Allen Crabbe, CAL, 2011-13
101. 1536 Brian Hendrick, CAL, 1990-93
102. 1530 Brock Motum, WSU, 2010-13
103. 1524 Wayne Carlander, USC, 1982-85
104. 1516 Steve Hawes, WASH, 1970-72
- Keith Jones, STAN, 1980-84
105. 1515 Tyus Edney, UCLA, 1992-95
106. 1510 Aaron Brooks, ORE, 2004-07
107. 1504 Louie Nelson, WASH, 1971-73

SCORING AVERAGE

ALL GAMES

(Min. 2 seasons)

1. 26.4 Lew Alcindor, UCLA, 1967-69
2. 23.5 Harold Miner, USC, 1990-92
3. 22.2 Mel Counts, OSU, 1962-64
4. 22.2 Terrell Brandon, ORE, 1990-91
5. 20.7 Ike Diogu, ASU, 2003-05
6. 21.1 Swede Halbrook, OSU, 1954-55
- Stan Love, ORE, 1969-71
8. 20.8 Steve Hawes, WASH, 1970-72
9. 20.6 Claude Terry, STAN, 1970-72
10. 20.5 Don MacLean, UCLA, 1989-92

FIELD GOALS

ALL GAMES

1. 943 Lew Alcindor, UCLA, 1967-69
- Don MacLean, UCLA, 1989-92
3. 896 Sean Elliott, ARIZ, 1986-89
4. 838 Ron Lee, ORE, 1973-76
5. 830 Adam Keefe, STAN, 1989-92
6. 829 Gary Payton, OSU, 1987-90
7. 828 Steve Johnson, OSU, 1977-81
8. 820 Chris Welp, WASH, 1984-87
- Todd Lichti, STAN, 1986-89
10. 769 Reggie Miller, UCLA, 1984-87

FIELD GOAL ATTEMPTS

ALL GAMES

1. 2006 Ron Lee, ORE, 1973-76
2. 1794 Eddie House, ASU, 1997-2000
3. 1776 Don MacLean, UCLA, 1989-92
4. 1775 Chasson Randle, STAN, 2012-15
5. 1750 Sean Elliott, ARIZ, 1986-89
6. 1710 Gary Payton, OSU, 1987-90
7. 1675 Ron Riley, ASU, 1993-96
8. 1653 Mel Counts, OSU, 1962-64
9. 1597 Jeremy Veal, ASU, 1995-98
10. 1581 Bob McKeen, CAL, 1952-55

FIELD GOAL PERCENTAGE

ALL GAMES

(Min. 2 seasons/3 made per game)

1. .694 Jelani McCoy, UCLA, 1996-98
(347-of-500)
2. .678 Steve Johnson, OSU, 1977-81
(828-of-1222)
3. .664 Todd MacCulloch, WASH, 1996-99
(702-of-1058)
4. .662 Mark McNamara, CAL, 1981-82
(413-of-624)
5. .651 Bill Walton, UCLA, 1972-74
(747-of-1147)
6. .639 Lew Alcindor, UCLA, 1967-69
(943-of-1476)
7. .642 Fred Ferguson, WSU, 1993-94
(172-of-268)
8. .613 Joseph Blair, ARIZ, 1993-1996
(470-of-767)
9. .608 Jason Collins, STAN, 1997-2001
(262-of-431)
10. .607 Vic Bartolome, OSU, 1968-70
(463-of-763)

POINTS

CONFERENCE GAMES (1,000-POINT CLUB)

1. 1486 Don MacLean, UCLA, 1989-92
2. 1340 Todd Lichti, STAN, 1986-89
3. 1331 Sean Elliott, ARIZ, 1986-89
4. 1330 Gary Payton, OSU, 1987-90
5. 1305 Harold Miner, USC, 1990-92
6. 1300 Adam Keefe, STAN, 1989-92
7. 1234 Reggie Miller, UCLA, 1984-87
8. 1219 Jason Kaponu, UCLA, 2000-03
9. 1209 Jeremy Veal, ASU, 1995-98
10. 1203 Chasson Randle, STAN, 2012-15
11. 1199 Isaac Fontaine, WSU, 1994-97
12. 1191 Anthony Taylor, ORE, 1985-88
13. 1166 Salim Stoudamire, ARIZ, 2002-05
14. 1156 Chris Welp, WASH, 1984-87
15. 1143 Steve Johnson, OSU, 1977-81
16. 1141 Ike Diogu, ASU, 2003-05
17. 1137 Eddie House, ASU, 1997-2000
18. 1127 Luke Jackson, ORE, 2001-04
19. 1116 Orlando Williams, ORE, 1992-95
20. 1113 Todd MacCulloch, WASH, 1996-99
21. 1112 Damon Stoudamire, ARIZ, 1992-95
22. 1107 Khalid Reeves, ASU, 1991-94
23. 1103 Lamond Murray, CAL, 1992-94
24. 1100 Ron Riley, ASU, 1993-96
25. 1096 Steve Beck, ASU, 1984-87
26. 1089 Ron Lee, ORE, 1973-76
27. 1084 A.C. Green, OSU, 1982-85
28. 1079 Eldridge Recasner, WASH, 1987-90
29. 1072 Ronnie Coleman, USC, 1988-91
30. 1068 Brevin Knight, STAN, 1994-97
31. 1067 Andrew Andrews, WASH, 2012-16
32. 1064 Kenny Fields, UCLA, 1981-84
33. 1057 Blair Rasmussen, ORE, 1982-85
34. 1055 Channing Frye, ARIZ, 2002-05
35. 1054 David Greenwood, UCLA, 1976-79
36. 1053 Kevin Johnson, CAL, 1984-87
37. 1050 Lew Alcindor, UCLA, 1967-69
38. 1042 Jason Gardner, ARIZ, 2000-03
39. 1037 Quincy Pondexter, WASH, 2007-10
40. 1033 Dion Cross, STAN, 1993-96
41. 1030 Casey Jacobsen, STAN, 2000-02
42. 1030 Stevin Smith, ASU, 1991-94
43. 1028 Ed O'Bannon, UCLA, 1993-95
44. 1026 Don Collins, WSU, 1977-80
45. 1023 Sean Lampley, CAL, 1998-2001
46. 1013 Charles O'Bannon, UCLA, 1994-97
47. 1011 Kimberly Belton, STAN, 1977-80
48. 1008 Toby Bailey, UCLA, 1995-98
49. 1006 Roberto Nelson, OSU, 2011-14
50. 1002 Tracy Murray, UCLA, 1990-92

SCORING AVERAGE CONFERENCE GAMES (Min. 2 seasons)

1. 25.6 Lew Alcindor, UCLA, 1967-69
2. 24.2 Harold Miner, USC, 1990-92
3. 23.2 Terrell Brandon, ORE, 1990-91
4. 22.2 Claude Terry, STAN, 1970-72
5. 21.9 Stan Love, ORE, 1969-71
- Don MacLean, UCLA, 1989-92
7. 21.3 Steve Hawes, WASH, 1970-72
8. 21.1 Ike Diogu, ASU, 2003-05
9. 20.9 Ed Gray, CAL, 1996-97
10. 20.5 Bill Walton, UCLA, 1972-74

3-POINT FIELD GOALS

ALL GAMES

1. 345 Tajuan Porter, ORE, 2007-10
2. 342 Salim Stoudamire, ARIZ, 2002-05
3. 323 Stevin Smith, ASU, 1991-94
4. 318 Jason Gardner, ARIZ, 2000-03
5. 317 Jason Kaponu, UCLA, 2000-03
6. 304 Chasson Randle, STAN, 2012-15
7. 301 C.J. Wilcox, WASH, 2011-14
8. 282 Orlando Williams, ORE, 1992-95
9. 280 Rihards Kuksiks, ASU, 2008-11
10. 273 Ty Abbott, ASU, 2008-11

3-POINT FIELD GOAL ATTEMPTS

ALL GAMES

1. 896 Tajuan Porter, ORE, 2007-10
2. 891 Stevin Smith, ASU, 1991-94
3. 875 Jason Gardner, ARIZ, 2000-03
4. 831 Ron Riley, ASU, 1993-96
5. 787 Chasson Randle, STAN, 2012-15
6. 773 C.J. Wilcox, WASH, 2011-14
7. 757 Ty Abbott, ASU, 2008-11
8. 747 Salim Stoudamire, ARIZ, 2002-05
9. 718 Orlando Williams, ORE, 1992-95
10. 710 Jason Kaponu, UCLA, 2000-03

3-POINT FIELD GOAL PCT.

ALL GAMES

(Min. 100 made and two seasons)

1. .477 Todd Lichti, STAN, 1986-89
(112-of-235)
2. .463 Terry Taylor, STAN, 1986-89
(156-of-337)
3. .458 Salim Stoudamire, ARIZ, 2002-05
(342-of-747)
4. .457 Isaac Fontaine, WSU, 1994-97
(208-of-455)
5. .446 Jason Kaponu, UCLA, 2000-02
(317-of-710)
6. .440 Theo Robertson, CAL, 2006-10
(154-of-350)
7. .437 Dion Cross, STAN, 1993-1996
(241-of-551)
8. .435 Darren Collison, UCLA, 2006-09
(164-of-377)
9. .431 Chris Hernandez, STAN, 2002-06
(198-of-459)
10. .429 Kenny Amman, STAN, 1990-91
(105-of-245)

(Steve Kerr, ARIZ, redshirted during the first season of the three-pointer, 1986-87. In 1987-88, his senior year, he shot 57.3 percent (114-of-199) from that distance)

FREE THROWS

ALL GAMES

1. 711 Don MacLean, UCLA, 1989-92
2. 671 Ike Diogu, ASU, 2003-05
3. 652 Adam Keefe, STAN, 1990-92
4. 625 Sean Elliott, ARIZ, 1986-89
5. 591 Brevin Knight, STAN, 1994-97
6. 584 Todd Lichti, STAN, 1986-89
7. 578 Andrew Andrews, WASH, 2012-16
8. 551 Chasson Randle, STAN, 2012-15
9. 543 Mel Counts, OSU, 1962-64
10. 532 John Revelli, STAN, 1981-84

FREE THROW ATTEMPTS

ALL GAMES

1. 886 Adam Keefe, STAN, 1989-92
2. 854 Ike Diogu, ASU, 2003-05
3. 827 Don MacLean, UCLA, 1989-92
4. 786 Sean Elliott, ARIZ, 1986-89
5. 741 Brevin Knight, STAN, 1994-97
6. 726 John Revelli, STAN, 1981-84
7. 709 Andrew Andrews, WASH, 2012-16
8. 702 J.R. Henderson, UCLA, 1995-98
9. 699 Lew Alcindor, UCLA, 1967-69
10. 695 Todd Lichti, STAN, 1986-89

FREE THROW PERCENTAGE

ALL GAMES

(Min. 2 seasons/2 made per game)

1. .900 Joseph Young, ORE, 2014-15
(279-of-310)
2. .881 Jerome Randle, CAL, 2007-10
(393-of-446)
3. .880 Rod Foster, UCLA, 1980-83
(309-of-351)
4. .871 Tajuan Porter, ORE, 2007-10
(290-of-333)
5. .8699 Salim Stoudamire, ARIZ, 2002-05
(388-of-446)
6. .8691 Ryan Mendez, STAN, 1998-01
(186-of-214)
7. .868 Rob Closs, ORE, 1977-79
(145-of-167)
8. .86698 Arthur Lee, STAN, 1996-99
(365-of-421)
9. .86695 Curtis Allen, WASH, 2001-04
(202-of-233)
10. .862 Chris Stephens, OSU, 2003-06
(224-of-260)

REBOUNDS

ALL GAMES

(750-REBOUND CLUB)

1. 1375 Mel Counts, OSU, 1962-64
2. 1370 Bill Walton, UCLA, 1972-74
3. 1367 Lew Alcindor, UCLA, 1967-69
4. 1283 Jon Brockman, WASH, 2006-09
5. 1119 Adam Keefe, STAN, 1989-92
6. 1114 Greg Ballard, ORE, 1974-77
7. 1081 Tim Young, STAN, 1995-99
8. 1067 Ron Riley, USC, 1970-72
9. 1051 Doug Smart, WASH, 1957-59
10. 1022 David Greenwood, UCLA, 1976-79
11. 1019 Bob McKeen, CAL, 1951-55
12. 1001 Trevor Wilson, UCLA, 1987-90
13. 997 Doug McClary, WASH, 1951-53
14. 995 Chris Welp, WASH, 1984-87
15. 992 Steve Puidokas, WSU, 1974-77
- Don MacLean, UCLA, 1989-92
17. 975 Todd MacCulloch, WASH, 1996-99
- 975 Channing Frye, ARIZ, 2002-05
19. 974 Josh Scott, COLO, 2012-16
20. 971 Bob Houbregs, WASH, 1951-53
21. 955 Kimberly Belton, STAN, 1977-80
22. 945 Steve Hawes, WASH, 1970-72
23. 944 Rich Kelley, STAN, 1973-75
24. 942 Jeff Pendergraph, ASU, 2006-09
25. 940 Ansley Truitt, CAL, 1970-72
26. 927 Mark Hendrickson, WSU, 1993-96
27. 917 David Kravish, CAL, 2012-15
28. 903 Maarty Leunen, ORE, 2005-08

29.	900	Willie Naulls, UCLA, 1954-56
30.	898	Brian Hendrick, CAL, 1990-93
31.	897	Marques Johnson, UCLA, 1974-77
32.	896	Dan Gadzuric, UCLA, 1999-2002
	896	Taj Gibson, USC, 2007-09
34.	894	Sidney Wicks, UCLA, 1969-71
35.	890	Chet Noe, ORE, 1950-53
36.	889	Sean Lampley, CAL, 1998-2001
37.	880	A.C. Green, OSU, 1982-85
38.	879	Kaleb Tarczewski, ARIZ, 2012-16
39.	862	Doug True, CAL, 1977-80
40.	861	Anthony Cook, ARIZ, 1986-89
		Mark Madsen, STAN, 1997-2000
42.	860	Max Anderson, ORE, 1954-56
		Howard Wright, STAN, 1985-89
44.	853	Dwight Powell, STAN, 2011-14
45.	846	Jim Loscutt, ORE, 1950-55
46.	844	Jim McKean, WSU, 1966-68
47.	839	Sam Clancy, USC, 1999-2002
48.	837	Ted Werner, WSU, 1963-65
49.	834	Josh Huestis, STAN, 2011-14
50.	832	Bruno Boin, WASH, 1956-59
	832	Michael Wright, ARIZ, 1999-01
52.	831	John Rudometkin, USC, 1960-62
53.	828	Dave Gambee, OSU, 1956-58
54.	827	Charlie Sells, WSU, 1960-62
55.	822	Allen Young, USC, 1963-65
56.	821	Ronnie Coleman, USC, 1988-91
57.	820	Ed O'Bannon, UCLA, 1993-95
58.	818	Stan Love, ORE, 1968-71
		J.R. Henderson, UCLA, 1995-98
60.	817	A.J. Bramlett, ARIZ, 1996-99
61.	814	Dave Butler, CAL, 1983-87
62.	808	Sean Elliott, ARIZ, 1986-89
63.	806	Derrick Dowell, USC, 1984-87
64.	802	Ike Diogu, ASU, 2003-05
65.	798	John Revelli, STAN, 1980-84
66.	797	Charles O'Bannon, UCLA, 1994-97
67.	796	Curtis Rowe, UCLA, 1969-71
68.	792	James Edwards, WASH, 1974-77
69.	791	Dwight Morrison, Idaho, 1952-54
		Fred Slaughter, UCLA, 1962-64
71.	785	Steve Johnson, OSU, 1977-80
72.	784	Leonard Taylor, CAL, 1985-89
73.	775	Carlos Daniel, WSU, 1995-98
		L.R. Mbah a Moute, UCLA, 2006-08
75.	768	Roy Irvin, USC, 1953-559
		Ed Corell, WASH, 1961-63
77.	767	Wayne Carlander, USC, 1982-85
78.	766	Solomon Hill, ARIZ, 2010-13
79.	763	Jaha Wilson, USC, 1994-97
	763	Jordan Hill, ARIZ, 2007-09
81.	762	Eric Moreland, OSU, 2012-14
82.	755	Tom Dose, STAN, 1962-64
	755	David Bluthenthal, USC, 1999-2002
84.	757	Quincy Pondexter, WASH, 2007-10
85.	752	Detlef Schrempf, WASH, 1982-85
86.	751	Don Bragg, UCLA, 1952-55

Conference figures do not include Pac-12
Tournament games (1987-90, 2002-16)

REBOUNDING AVERAGE

ALL GAMES

(Min. 2 seasons)

1.	15.7	Bill Walton, UCLA, 1972-74
2.	15.5	Lew Alcindor, UCLA, 1967-69
3.	15.4	Mel Counts, OSU, 1962-64
4.	14.8	Jim Loscutt, ORE, 1951-55
5.	14.6	Bob Peterson, ORE, 1951-52
6.	13.7	Ron Riley, USC, 1970-72
7.	13.5	Doug Smart, WASH, 1957-59
8.	13.1	Steve Hawes, WASH, 1970-72
9.	12.8	Swede Halbrook, OSU, 1954-55
		Bob Presley, CAL, 1968-69

REBOUNDS

CONFERENCE GAMES

1.	724	Jon Brockman, WASH, 2006-09
2.	687	Bill Walton, UCLA, 1972-74
3.	676	Chris Welp, WASH, 1984-87
4.	646	Doug Smart, WASH, 1957-59
5.	627	Adam Keefe, STAN, 1989-92
6.	600	Lew Alcindor, UCLA, 1967-69
7.	597	Trevor Wilson, UCLA, 1987-90
8.	581	Don MacLean, UCLA, 1989-92
9.	569	Ron Riley, USC, 1970-72
10.	567	Kimberly Belton, STAN, 1977-80

REBOUNDING AVERAGE

CONFERENCE GAMES

(Min. 2 seasons)

1.	16.4	Bill Walton, UCLA, 1972-74
2.	14.6	Lew Alcindor, UCLA, 1967-69
3.	14.2	Steve Hawes, WASH, 1970-72
4.	13.5	Ron Riley, USC, 1970-72
		Doug Smart, WASH, 1957-59
6.	13.1	Ted Werner, WSU, 1964-65
7.	12.9	Swede Halbrook, OSU, 1954-55
8.	12.4	Willie Naulls, UCLA, 1954-56
9.	12.1	Bob Presley, CAL, 1968-69
10.	11.9	Rich Kelley, STAN, 1973-75

ASSISTS

ALL GAMES

(Min. 2 seasons)

1.	938	Gary Payton, OSU, 1987-90
2.	833	Pooh Richardson, UCLA, 1986-89
3.	810	Russell Brown, ARIZ, 1978-81
4.	780	Brevin Knight, STAN, 1994-97
5.	779	Brandon Granville, USC, 1999-2002
6.	670	Mustafa Shakur, ARIZ, 2004-07
7.	663	Damon Stoudamire, ARIZ, 1992-95
8.	652	Tyus Edney, UCLA, 1992-95
9.	636	Darrick Martin, UCLA, 1989-92
10.	622	Jason Gardner, ARIZ, 2000-03

STEALS

ALL GAMES (Min. 2 seasons)

1.	321	Gary Payton, OSU, 1986-90
2.	298	Brevin Knight, STAN, 1994-97
3.	258	Eddie House, ASU, 1997-2000
4.	246	Stevin Smith, ASU, 1990-94
5.	245	Jason Terry, ARIZ, 1996-99
6.	238	Hassan Adams, ARIZ, 2003-06
7.	236	Lafayette Lever, ASU, 1979-82
8.	235	Earl Watson, UCLA, 1998-2001
9.	228	Brandon Granville, USC, 1999-2002
10.	225	Jason Gardner, ARIZ, 2000-03

BLOCKED SHOTS

ALL GAMES

1.	314	Jordan Bachynski, ASU, 2011-14
2.	278	Anthony Cook, ARIZ, 1986-89
3.	258	Channing Frye, ARIZ, 2002-05
4.	253	Taj Gibson, USC, 2007-09
5.	226	David Kravish, CAL, 2012-15
6.	207	Michael Stewart, CAL, 1994-97
7.	195	Sam Clancy, USC, 1999-2002
8.	191	Mario Bennett, ASU, 1991-95
9.	190	Josh Huestis, STAN, 2011-14
10.	188	Jelani McCoy, UCLA, 1996-98

TRIPLE-DOUBLES

(All points-rebounds-assists)

(Since 1985)

1.	4	Jason Kidd, CAL vs. Md.-Baltimore County, Dec. 10, 1993 (17-11-11) vs. ARIZ, Jan. 13, 1994 (17-11-11) vs. STAN, Jan. 20, 1994 (15-10-18) vs. UCLA, Jan. 30, 1994 (18-14-12)
2.	3	Andre Iguodala, ARIZ vs. Texas, Dec. 9, 2003 (13-13-10) vs. Liberty, Dec. 28, 2003 (13-11-11) vs. UCLA, Feb. 14, 2004 (14-11-10)
3.	2	Loren Woods, ARIZ vs. ORE, Feb. 3, 2000 (16-10-14)* vs. WASH, Jan. 12, 2001 (13-10-10)* Luke Jackson, ORE vs. WASH, Feb. 17, 2001 (14-11-10) vs. Florida A&M, Dec. 20, 2002 (14-11-10)
5.	1	Kevin Johnson, CAL vs. ARIZ, Jan. 22, 1987 (22-10-12) Gary Payton, OSU vs. Portland, Nov. 26, 1989 (20-14-11) Matt Muehlebach, ARIZ vs. USC, Mar. 9, 1990 (10-11-10) Chris Mills, ARIZ vs. Northern Arizona, Dec. 18, 1991 (19-10-10) Damon Stoudamire, ARIZ vs. ORE, Feb. 23, 1995 (32-12-14) Jelani McCoy, UCLA vs. Maryland, Dec. 9, 1995 (15-10-11)* Toby Bailey, UCLA vs. Stephen F. Austin, Dec. 18, 1995 (23-10-10) Luke Walton, ARIZ vs. USC, Jan. 17, 2002 (27-11-10) Brook Lopez, STAN vs. USC, Jan. 25, 2007 (18-11-12)* Kyle Weaver, WSU vs. STAN, Jan. 13, 2007 (14-13-10) Daniel Hackett, USC vs. South Carolina, Nov. 17, 2008 (22-10-10) Jordan Bachynski, ASU vs. CS Northridge, Dec. 8, 2013 (13-12-12) Kyle Anderson, UCLA vs. Morehead State, Nov. 22, 2013 (13-12-12) Gary Payton II, OSU vs. Grambling State, Dec. 15, 2014 (10-12-10)

* - Points-rebounds-blocks

MOST POINTS

ALL GAMES

1. 870 Lew Alcindor, UCLA, 1967
2. 848 Khalid Reeves, ARIZ, 1994
3. 846 Bob Houbregs, WASH, 1953
4. 789 Harold Miner, USC, 1992
5. 775 Mel Counts, OSU, 1964
6. 750 Reggie Miller, UCLA, 1986
7. 746 Gary Payton, OSU, 1990
8. 745 Terrell Brandon, ORE, 1991
- 745 Joseph Young, ORE, 2015
10. 744 Gail Goodrich, UCLA, 1965

HIGHEST SCORING AVERAGE

ALL GAMES

1. 29.0 Lew Alcindor, UCLA, 1967
2. 26.7 Mel Counts, OSU, 1964
3. 26.6 Terrell Brandon, ORE, 1991
4. 26.3 Harold Miner, USC, 1992
5. 26.2 Lew Alcindor, UCLA, 1968
6. 25.9 Reggie Miller, UCLA, 1986
7. 25.7 Gary Payton, OSU, 1990
8. 25.6 Bob Houbregs, WASH, 1953
9. 25.3 Adam Keefe, STAN, 1992
10. 25.2 John Block, USC, 1966

FRESHMAN SCORING AVERAGE

ALL GAMES

1. 21.1 Shareef Abdur-Rahim, CAL, 1996
2. 20.6 Harold Miner, USC, 1990
3. 20.7 O.J. Mayo, USC, 2008
4. 19.7 Jerryd Bayless, ARIZ, 2008
5. 19.0 Ike Diogu, ASU, 2003
6. 18.6 Don MacLean, UCLA, 1989
7. 18.5 Jahii Carson, ASU, 2013
8. 18.4 Cliff Robinson, USC, 1978
9. 17.9 Shabazz Muhammad, UCLA, 2013
10. 17.8 James Harden, ASU, 2008

MOST FIELD GOALS

ALL GAMES

1. 346 Lew Alcindor, UCLA, 1967
2. 325 Bob Houbregs, WASH, 1953
3. 303 Lew Alcindor, UCLA, 1969
4. 294 Lew Alcindor, UCLA, 1968
5. 288 Gary Payton, OSU, 1990
6. 283 Byron Scott, ASU, 1983
7. 281 Chris Welp, WASH, 1987
8. 277 Gail Goodrich, UCLA, 1965
- 277 Bill Walton, UCLA, 1973
10. 276 Richard Washington, UCLA, 1976
- 276 Khalid Reeves, ARIZ, 1994

MOST FIELD GOAL ATTEMPTS

ALL GAMES

1. 626 Ron Tomsic, STAN, 1953
2. 623 Eddie House, ASU, 2000
3. 604 Bob Houbregs, WASH, 1953
4. 592 Joseph Young, ORE, 2015
5. 590 Ron Lee, ORE, 1975
6. 582 Willie Naulls, UCLA, 1956
7. 579 Mel Counts, OSU, 1964
8. 574 Mel Counts, OSU, 1963
9. 572 Khalid Reeves, ARIZ, 1994
10. 571 Gary Payton, OSU, 1990
- 571 Harold Miner, USC, 1992

HIGHEST FIELD GOAL PCT.

ALL GAMES (Min. 3.0 made per game)

1. .756 Jelani McCoy, UCLA, 1997
(152-of-201)
2. 746 Steve Johnson, OSU, 1981
(235-of-315)
3. .710 Steve Johnson, OSU, 1980
(211-of-297)
4. .702 Mark McNamara, CAL, 1982
(231-of-329)
5. .681 Jakob Poeltl, UTAH, 2015
(128-of-188)
6. .676 Todd MacCulloch, WASH, 1997
(163-of-241)
- .676 Jelani McCoy, UCLA, 1996
(138-of-204)
8. .667 Lew Alcindor, UCLA, 1967
(346-of-519)
- 9..66477 Eric Boateng, ASU, 2010
(117-of-176)
- 10..66475 Bill Walton, UCLA, 1974
(232-of-349)

MOST 3-POINT FIELD GOALS

ALL GAMES

1. 120 Salim Stoudamire, ARIZ, 2005
2. 114 Steve Kerr, ARIZ, 1988
3. 113 Stevin Smith, ASU, 1993
4. 112 Damon Stoudamire, ARIZ, 1995
5. 110 Tajuan Porter, ORE, 2007
6. 106 Jason Gardner, ARIZ, 2002
7. 98 Klay Thompson, WSU, 2011
- 98 Gabe York, ARIZ, 2016
9. 96 Stevin Smith, ASU, 1994
10. 94 Orlando Williams, ORE, 1995

MOST 3-POINT FIELD GOAL ATT.

ALL GAMES

1. 300 Stevin Smith, ASU, 1993
2. 276 Jason Gardner, ARIZ, 2002
3. 265 Damon Stoudamire, ARIZ, 1994
4. 260 Stevin Smith, ASU, 1994
5. 252 Tajuan Porter, ORE, 2007
6. 249 Desmon Farmer, USC, 2004
7. 246 Klay Thompson, WSU, 2011
8. 244 Jeremy Green, STAN, 2010
9. 243 Dwayne Hackett, USC, 1993
10. 241 Damon Stoudamire, ARIZ, 1995

HIGHEST 3-POINT FIELD GOAL PCT.

ALL GAMES (Min. 1.0 made per game)

1. .573 Steve Kerr, ARIZ, 1988
(114-of-199)
2. .568 Derrick Williams, ARIZ, 2011
(42-of-74)
3. .527 Grant Leep, WASH, 2002
(39-of-74)
4. .525 Darren Collison, UCLA, 2008
(53-of-101)
5. .517 Todd Lichti, STAN, 1988
(46-of-89)
6. .515 Michael Roll, UCLA, 2009
(51-of-99)

7. .514 Michael McDonald, STAN 2001
(56-of-109)
8. .513 Matt Anderson, ASU, 1989
(41-of-80)
9. .5042 Salim Stoudamire, ARIZ, 2005
(120-of-238)
10. .5038 Jason Calliste, ORE, 2014
(65-of-129)

MOST FREE THROWS

ALL GAMES

1. 273 Andrew Andrews, WASH, 2016
2. 248 Ike Diogu, ASU, 2005
3. 247 Derrick Williams, ARIZ, 2011
4. 243 Ike Diogu, ASU, 2004
5. 237 Mel Counts, OSU, 1964
6. 232 Harold Miner, USC, 1992
7. 211 Khalid Reeves, ARIZ, 1994
8. 206 Roberto Nelson, OSU, 2014
9. 204 James Harden, ASU, 2009
10. 203 Adam Keefe, STAN, 1991

MOST FREE THROW ATTEMPTS

ALL GAMES

1. 331 Derrick Williams, ARIZ, 2011
2. 328 Swede Halbrook, OSU, 1954
3. 321 Andrew Andrews, WASH, 2016
4. 316 Mel Counts, OSU, 1964
5. 311 Ike Diogu, ASU, 2005
6. 298 Ike Diogu, ASU, 2004
7. 294 Milo Mclvor, WSU, 1921
8. 286 Harold Miner, USC, 1992
9. 283 Larry Beck, WSU, 1956
10. 281 Dean Parsons, WASH, 1954

HIGHEST FREE THROW PCT.

ALL GAMES (Min. 2.0 made per game)

1. .950 Rod Foster, UCLA, 1982
(95-of-100)
2. .933 Jerome Randle, CAL, 2010
(139-of-149)
3. .931 Ryan Mendez, STAN, 2001
(94-of-101)
4. .925 Joseph Young, ORE, 2015
(124-of-134)
5. .923 Kevin Mixon, ORE, 1991
(60-of-65)
6. .921 Don MacLean, UCLA, 1992
(197-of-214)
7. .920 Dion Cross, STAN, 1996
(81-of-88)
8. .918 Tajuan Porter, ORE, 2010
(56-of-61)
9. .914 Chris Hernandez, STAN, 2004
(96-of-105)
10. .910 Salim Stoudamire, ARIZ, 2005
(122-of-134)

MOST ASSISTS ALL GAMES

1. 294 Ahlon Lewis, ASU, 1998
2. 272 Jason Kidd, CAL, 1994
3. 256 Larry Drew II, UCLA, 2013
4. 248 Brandon Granville, USC, 2000
5. 247 Russell Brown, ARIZ, 1979
6. 244 Gary Payton, OSU, 1989
7. 238 T.J. McConnell, ARIZ, 2015
8. 236 Pooh Richardson, UCLA, 1989
9. 235 Gary Payton, OSU, 1990
10. 234 Brevin Knight, STAN, 1997

MOST ASSISTS ALL GAMES - FRESHMAN

1. 229 Gary Payton, OSU, 1987
2. 222 Jason Kidd, CAL, 1993
3. 197 Russell Brown, ARIZ, 1979
4. 179 Pooh Richardson, UCLA, 1986
5. 178 Mike Bibby, ARIZ, 1997
6. 177 Jahii Carson, ASU, 2013
7. 175 Jelani Gardner, CAL, 1995
- 175 Kenya Wilkins, ORE, 1994
9. 162 Jason Gardner, ARIZ, 2000
10. 161 Baron Davis, UCLA, 1998

MOST STEALS ALL GAMES

1. 110 Jason Kidd, CAL, 1993
2. 100 Gary Payton, OSU, 1990
3. 95 Jordan Adams, UCLA, 2014
- 95 Gary Payton II, OSU, 2015
5. 94 Jeff Trepagnier, USC, 2000
6. 91 Jared Cunningham, OSU, 2012
- 91 Gary Payton, OSU, 1989
- 91 Lester Connor, OSU, 1982
9. 89 Malcolm Armstead, ORE, 2011
10. 85 Jared Cunningham, OSU, 2011
- 85 Jason Terry, ARIZ, 1997

MOST STEALS ALL GAMES - FRESHMAN

1. 110 Jason Kidd, CAL, 1993
2. 77 Baron Davis, UCLA, 1998
- 77 Brevin Knight, STAN, 1994
4. 76 Mike Bibby, ARIZ, 1997
5. 73 James Harden, ASU, 2008
- 73 Jordan Adams, UCLA, 2013
7. 71 Gilbert Arenas, ARIZ, 2000
8. 69 Maurice Jones, USC, 2011
9. 68 Errick Craven, USC, 2002
10. 66 Tony Wroten, WASH, 2012

MOST REBOUNDS ALL GAMES

1. 506 Bill Walton, UCLA, 1973
2. 489 Mel Counts, OSU, 1964
3. 485 Mel Counts, OSU, 1963
4. 466 Lew Alcindor, UCLA, 1967
- Bill Walton, UCLA, 1972
6. 465 Bob Peterson, ORE, 1952
7. 461 Lew Alcindor, UCLA, 1968
8. 448 Jim Loscutt, ORE, 1955
9. 440 Lew Alcindor, UCLA, 1969
10. 415 Kevin Love, UCLA, 2008

HIGHEST REBOUNDING AVERAGE ALL GAMES

1. 17.2 Jim Loscutt, ORE, 1955
2. 16.9 Mel Counts, OSU, 1964
- Bill Walton, UCLA, 1973
4. 16.6 Bob Peterson, ORE, 1952
5. 16.5 Lew Alcindor, UCLA, 1968
6. 15.6 Mel Counts, OSU, 1963
7. 15.5 Lew Alcindor, UCLA, 1967
- Bill Walton, UCLA, 1972
9. 15.3 Ron Riley, USC, 1971
10. 14.8 Steve Hawes, WASH, 1971

MOST REBOUNDS ALL GAMES - FRESHMAN

1. 415 Kevin Love, UCLA, 2008
2. 331 Kevon Looney, UCLA, 2015
3. 321 Taj Gibson, USC, 2007
4. 318 Luc Richard Mbah a Moute, UCLA, 2006
5. 303 Aaron Gordon, ARIZ, 2014
6. 302 Kyle Anderson, UCLA, 2013
7. 291 Ivan Rabb, CAL, 2016
8. 269 Ryan Anderson, CAL, 2007
9. 256 Leon Powe, CAL, 2004
10. 254 Michael Wright, ARIZ, 1999

HIGHEST REBOUNDING AVERAGE ALL GAMES - FRESHMAN

1. 10.6 Kevin Love, UCLA, 2008
2. 9.6 Cliff Robinson, USC, 1978
3. 9.5 Leon Powe, CAL, 2004
4. 9.2 Kevon Looney, UCLA, 2015
5. 8.9 Steve Puidokas, WSU, 1974
6. 8.8 Michael Wright, ARIZ, 1999
- 8.7 Taj Gibson, USC, 2007
8. 8.6 Bob McKean, CAL, 1952
- 8.6 Tim Young, STAN, 1995
- 8.6 Kyle Anderson, UCLA, 2013
- 8.6 Ivan Rabb, CAL, 2016

BLOCKED SHOTS ALL GAMES

1. 133 Jordan Bachynski, ASU, 2014
2. 120 Jordan Bachynski, ASU, 2013
3. 115 Mario Bennett, ASU, 1995
4. 113 Rodger Farrington, ASU, 1997
5. 110 Chris Boucher, ORE, 2016
6. 102 Jelani McCoy, UCLA, 1996
- 102 Loren Woods, ARIZ, 2000
8. 100 Taj Gibson, USC, 2009
9. 94 Jordan Bell, ORE, 2015
10. 88 Malik Dime, WASH, 2016

BLOCKED SHOTS ALL GAMES - FRESHMAN

1. 102 Jelani McCoy, UCLA, 1996
2. 94 Jordan Bell, ORE, 2015
3. 73 Robin Lopez, STAN, 2007
4. 69 Taj Gibson, USC, 2007
- 69 Eric Moreland, OSU, 2012
6. 63 Jakob Poeltl, UTAH, 2015
7. 59 Michael Stewart, CAL, 1994
8. 55 Mario Bennett, ASU, 1992
- 55 Marquese Chriss, WASH, 2016
10. 54 Spencer Hawes, WASH, 2007
- 54 Jamal Sampson, CAL, 2002
- 54 Chimezie Metu, USC, 2016

PAC-12 MEN'S BASKETBALL – BEST SEASON PERFORMANCE (Conference games only)

MOST POINTS CONFERENCE GAMES

1. 500 Reggie Miller, UCLA, 1986
2. 486 Terrell Brandon, ORE, 1991
3. 484 Harold Miner, USC, 1992
4. 463 Adam Keefe, STAN, 1992
5. 454 Gary Payton, OSU, 1990
- Lamond Murray, CAL, 1994
7. 442 Don Collins, WSU, 1980
8. 424 Harold Miner, USC, 1991
9. 417 Khalid Reeves, ARIZ, 1994
10. 416 Damon Stoudamire, ARIZ, 1995

HIGHEST SCORING AVERAGE CONFERENCE GAMES

1. 27.8 Reggie Miller, UCLA, 1986
2. 27.5 Lew Alcindor, UCLA, 1968
- John Block, USC, 1966
4. 27.4 Lew Alcindor, UCLA, 1967
5. 27.3 Stan Love, ORE, 1971
6. 27.0 Terrell Brandon, ORE, 1991
7. 26.9 Harold Miner, USC, 1992
8. 26.1 Ed Gray, CAL, 1997
9. 25.7 Adam Keefe, STAN, 1992
10. 25.2 Gary Payton, OSU, 1990
- 25.2 Lamond Murray, CAL, 1994

MOST REBOUNDS CONFERENCE GAMES

1. 282 Jim Loscutt, ORE, 1955
2. 239 Bill Walton, UCLA, 1972
3. 231 Willie Naulls, UCLA, 1956
4. 229 Chet Noe, ORE, 1953
5. 228 Bill Walton, UCLA, 1973
6. 226 Doug Smart, WASH, 1959
- 226 Todd MacCulloch, WASH, 1999
8. 224 Adam Keefe, STAN, 1992
9. 223 Bob Peterson, ORE, 1952
10. 223 Jon Brockman, WASH, 2009

HIGHEST REBOUNDING AVERAGE CONFERENCE GAMES

1. 17.6 Jim Loscutt, ORE, 1955
2. 17.1 Bill Walton, UCLA, 1972
3. 16.3 Lew Alcindor, UCLA, 1968
- 16.3 Bill Walton, UCLA, 1973
5. 15.1 Steve Hawes, WASH, 1971
6. 15.0 Ron Riley, USC, 1971
- 15.0 Ron Riley, USC, 1972
8. 14.8 Steve Hawes, WASH, 1972
9. 14.4 Willie Naulls, UCLA, 1956
- 14.4 Bill Walton, UCLA, 1974

SELECTED CATEGORIES

INDIVIDUAL

MOST POINTS - ALL GAMES

1. 61 Lew Alcindor, UCLA vs. WSU, Feb. 25, 1967
- 61 Eddie House, ASU vs. CAL, Jan. 8, 2000
3. 58 Gary Payton, OSU vs. USC, Feb. 22, 1990
4. 56 Lew Alcindor, UCLA vs. USC, Dec. 3, 1966
5. 50 Hank Luisetti, STAN vs. Duquesne, Jan. 1, 1938
6. 49 Bob Houbregs, WASH vs. Idaho, Jan. 10, 1953
Casey Jacobsen, STAN vs. ASU, Jan. 31, 2002
8. 48 Mel Counts, OSU vs. Louisiana State, Dec. 26, 1963
Gary Payton, OSU vs. Loyola Marymount, Dec. 19, 1989
Ed Gray, CAL vs. WSU, Feb. 22, 1997

Times 40 or more (multiple efforts only): Alcindor 6; House 4; Houbregs, Greg Ballard 3, Payton 3; John Block, Mel Counts, Gail Goodrich, Casey Jacobsen, Brian Quinnett, Reggie Miller, Damon Stoudamire, Klay Thompson 2

MOST POINTS - ALL GAMES (Freshman)

1. 41 Don MacLean, UCLA vs. North Texas State, Dec. 30, 1988

MOST POINTS - CONFERENCE GAME

1. 61 Lew Alcindor, UCLA vs. WSU, Feb. 25, 1967
- 61 Eddie House, ASU vs. CAL, Jan. 8, 2000
3. 58 Gary Payton, OSU vs. USC, Feb. 22, 1990
4. 49 Bob Houbregs, WASH vs. Idaho, Jan. 10, 1953
Casey Jacobsen, STAN vs. ASU, Jan. 31, 2002
6. 48 Ed Gray, CAL vs. WSU, Feb. 22, 1997
7. 47 Andrew Andrews, WASH vs. WSU, Mar. 2, 2016
8. 45 John Block, USC vs. WASH, Feb. 11, 1966
Paul Williams, ASU vs. USC, Mar. 10, 1983
Damon Stoudamire, ARIZ vs. STAN, Jan. 14, 1995
11. 44 John Block, USC vs. ORE, Feb. 18, 1966
Lew Alcindor, UCLA vs. CAL, Jan. 12, 1968
Brian Quinnett, WSU vs. USC, Jan. 29, 1989
Jason Kapon, UCLA vs. WSU, Jan. 4, 2003

MOST POINTS - CONFERENCE GAME (Freshman)

1. 39 Cliff Robinson, USC vs. CAL, Feb. 2, 1978
Jerryd Bayless, ARIZ vs. ASU, Feb. 10, 2008

MOST REBOUNDS - ALL GAMES

1. 36 Swede Halbrook, OSU vs. Idaho, Feb. 15, 1955
2. 32 Swede Halbrook, OSU vs. Idaho, Feb. 14, 1955
Jim Loscutoff, ORE vs. Brigham Young, Jan. 28, 1955
4. 30 Ed Corell, WASH vs. ORE, 1962 (date n/a)
5. 28 Steve Hawes, WASH vs. STAN, 1972 (date n/a)
Willie Naulls, UCLA vs. ASU, Jan. 28, 1956
Cliff Robinson, USC vs. Portland State, Jan. 20, 1978
David Bluthenthal, USC vs. ASU, Jan. 20, 2000
8. 27 Rich Kelley, STAN vs. Kentucky, Dec. 22, 1974
Jim McKean, WSU vs. West Virginia, Dec. 28, 1966
Bob Presley, CAL vs. St. Mary's, Dec. 6, 1967
Bill Walton, UCLA vs. Loyola (Chicago), Jan. 25, 1973
Bill Walton, UCLA vs. Maryland, Dec. 1, 1973

Times 25 or more: Halbrook 3; Presley, Walton 2

MOST REBOUNDS - CONFERENCE GAME

1. 36 Swede Halbrook, OSU vs. Idaho, Feb. 15, 1955
2. 32 Swede Halbrook, OSU vs. Idaho, Feb. 14, 1955
3. 28 Steve Hawes, WASH vs. STAN, 1972
4. David Bluthenthal, USC vs. ASU, Jan. 20, 2000
5. 26 Dean Parsons, WASH vs. Idaho, 1955
6. 25 Bob Presley, CAL vs. OSU, Feb. 24, 1968
Ron Riley, USC vs. WSU, 1972
8. 24 Lew Alcindor, UCLA vs. WSU, Feb. 25, 1967
Ted Werner, WSU vs. UCLA, Feb. 13, 1965

MOST ASSISTS - ALL GAMES

1. 19 Russell Brown, ARIZ vs. Grand Canyon, Dec. 8, 1979
2. 18 Jason Kidd, CAL vs. STAN, Jan. 20, 1994
3. 17 Russell Brown, ARIZ vs. CAL, Feb. 2, 1979
4. 16 Rafael Stone, WASH vs. CAL, 1969-70
Ahlon Lewis, ASU vs. Northern Arizona, Dec. 3, 1997
Earl Watson, UCLA vs. Maryland, Mar. 18, 2000
Mitch Johnson, STAN vs. Marquette, Mar. 22, 2008
Jordan McLaughlin, USC vs. Lafayette, Dec. 23, 2015
7. 15 Nine times. Last; Johnathan Loyd, ORE vs. Ole Miss, Dec. 8, 2013

MOST ASSISTS - CONFERENCE GAME

1. 18 Jason Kidd, CAL vs. STAN, Jan. 20, 1994
2. 17 Russell Brown, ARIZ vs. CAL, Feb. 2, 1979
3. 16 Rafael Stone, WASH vs. CAL, 1970 (date n/a)
4. 15 Chester Dorsey, WASH vs. UCLA, 1975 (date n/a)
Gary Payton, OSU vs. ASU, Nov. 30, 1989
Donminic Ellison, WSU vs. CS Northridge, Jan. 25, 1995
Curtis Allen, WASH vs. ASU, Jan. 10, 2002
Darren Collison, UCLA vs. ARIZ, Feb. 17, 2007
9. 14 Six times. Last; Will Conroy, WASH vs. CAL, Mar. 3, 2005

MOST STEALS - ALL GAMES

1. 11 Tyus Edney, UCLA vs. George Mason, Dec. 22, 1994
2. 10 Brevin Knight, STAN vs. McNeese State, 1994
Jeff Trepagnier, USC vs. Utah State, Nov. 11, 1999
4. 9 Jason Hamilton, WASH vs. Eastern Wash., Nov. 28, 1995
Kenya Wilkins, ORE vs. Boise State, Dec. 20, 1996
Bennett Davison, ARIZ vs. STAN, Feb. 28, 1998
Darren Collison, UCLA vs. Long Beach State, Nov. 28, 2006
8. 8 16 times. Last; T.J. McConnell, ARIZ vs. OSU, Jan. 30, 2013

MOST BLOCKED SHOTS - ALL GAMES

1. 14 Loren Woods, ARIZ vs. ORE, Feb. 3, 2000
2. 12 Brook Lopez, STAN vs. USC, Jan. 25, 2007
- 12 Jordan Bachynski, ASU vs. CS Northridge, Dec. 8, 2013

TEAM

MOST POINTS - ALL GAMES

1. 149 UCLA vs. Loyola Marymount (98), Dec. 2, 1990
2. 134 UCLA vs. UC Irvine (101), Nov. 23, 1990
3. 133 UCLA vs. Louisiana State (84), Dec. 23, 1969
ARIZ vs. Duquesne (78), Nov. 27, 1987
5. 131 WSU vs. Prairie View A&M (89), Jan. 14, 1991
6. 130 WASH vs. Chico State (67), Dec. 1, 1992
7. 129 STAN vs. Yale (108), Dec. 6, 1986
8. 127 UCLA vs. Miami, Fla. (69), Dec. 12, 1969
CAL vs. Oklahoma City (67), Jan. 3, 1972
ARIZ vs. ASU (99), Jan. 15, 1998

MOST POINTS - CONFERENCE GAME

1. 127 ARIZ vs. ASU (99), Jan. 15, 1998
2. 121 UCLA vs. WSU (77), Jan. 4, 1964
ASU vs. WASH (90), Dec. 22, 1988
4. 120 UCLA vs. STAN (90), Feb. 27, 1970
UCLA vs. STAN (74), Feb. 26, 1976
6. 119 UCLA vs. ORE (78), Feb. 16, 1969
7. 118 UCLA vs. STAN (79), Jan. 14, 1972
8. 116 UCLA vs. STAN (78), Jan. 14, 1967
OSU vs. ARIZ (80), Jan. 13, 1979
STAN vs. UCLA (110), Dec. 23, 1987 (2OT)
ARIZ vs. WASH (61), Dec. 20, 1988
ARIZ vs. ASU (80), Feb. 18, 1993

PAC-12 COACHING RECORDS

WINNING PERCENTAGE (Conference Games Only)

COACH, SCHOOL	YRS	W-L	PCT
1. Gary Cunningham, UCLA (1978-79)	2	29-3	.906
2. Ben Cherrington, CAL (1917)	1	5-1	.833
3. Gene Bartow, UCLA (1976-77)	2	23-5	.821
4. John Wooden, UCLA (1949-75)	27	304-74	.810
5. Dean Walker, ORE (1919)	1	11-3	.786
6. Ernie Holbrook, USC (1943-44)	2	7-2	.778
7. Lute Olson, ARIZ (1984-07)	24	327-101	.764
8. Bob Evans, STAN (1919-20)	2	9-3	.750
9. Jim Rosborough, ARIZ (2001)	1	3-1	.750
10. Jim Harrick, UCLA (1989-96)	8	107-37	.743
11. Walter Powell, STAN (1921)	1	8-3	.727
12. Larry Farmer, UCLA (1982-84)	3	39-15	.722
Sean Miller, ARIZ (2010-)	7	91-35	.722
14. Pete Newell, CAL (1955-60)	6	63-26	.708
15. Larry Brown, UCLA (1980-81)	2	25-11	.694
16. Ben Howland, UCLA (2004-13)	10	121-58	.676
17. Earl Wright, CAL (1920-24)	4	30-15	.667
18. Ralph Miller, OSU (1971-89)	19	204-106	.658
19. Tippy Dye, WASH (1951-59)	9	99-52	.656
20. Mike Montgomery, STAN/CAL (1986-04/09-14)	24	282-150	.653
21. Walt Hazzard, UCLA (1985-88)	4	47-25	.653
22. Hec Edmundson, WASH (1921-47)	27	266-146	.646
23. Sam Barry, USC (1930-41, 1946-50)	17	137-76	.643
24. Ned Wulk, ASU (1978-82)	4	46-26	.639
Dana Altman, ORE (2011-)	6	69-39	.639
26. Steve Lavin, UCLA (1997-03)	7	80-46	.635
27. Dave MacMillan, ID (1921-27)	6	36-21	.632
28. E.J. Stewart, OSU (1916)	1	5-3	.625
(n/a) Kilduff, CAL (1916)	1	5-3	.625
Trent Johnson, STAN (2005-08)	4	45-27	.625
31. Tony Bennett, WSU (2007-09)	3	32-22	.593
32. Howard Hobson, ORE (1936-47)	11	108-77	.584
33. Julie Bestos, USC (1942)	1	7-5	.583
34. Nibs Price, CAL (1925-54)	30	192-138	.582
35. Bob Boyd, USC (1967-79)	13	106-80	.570
36. Lorenzo Romar, WASH (2003-)	14	141-111	.560
37. Bob Hager, OSU (1923-28)	6	34-27	.557
38. Tim Floyd, USC (2006-09)	4	39-33	.542
39. Everett May, OSU (1917)	1	7-6	.538
40. Steve Alford, UCLA (2014-)	3	29-25	.537
41. Slats Gill, OSU (1929-64)	31	276-241	.534
42. John Bunn, STAN (1931-38)	8	52-46	.531
43. John Warren, ORE (1945-51)	5	44-39	.530
44. Tad Boyle, COLO (2012-)	6	56-50	.528
Cuonzo Martin, CAL (2015-)	2	19-17	.528
46. Art McLarney, WASH (1948-50)	3	27-25	.519
47. Ben Braun, CAL (1997-08)	12	110-106	.509
48. William Reinhart, ORE (1924-35)	12	80-80	.500
Andy Russo, WASH (1986-89)	4	36-36	.500
Bob Weinbauer, ASU (1983-85)	3	27-27	.500
Leo Calland, USC (1928-29)	2	10-10	.500
Russ Pennell, ARIZ (2009)	1	9-9	.500
William Hollender, CAL (1919-20)	2	7-7	.500
Bob Cantu, USC (2013)	1	7-7	.500
55. Marv Harshman, WSU/WASH (1959-71/1972-85)	23	176-177	.499
56. Stan Morrison, USC (1980-86)	7	62-64	.492
57. Dick Harter, ORE (1972-78)	7	48-50	.490
58. Paul Valenti, OSU (1960-70)	6	41-43	.488
59. Andy Kerr, STAN (1923-26)	4	12-13	.480
60. Larry Krystkowiak, UTAH (2012-)	5	43-47	.478
61. Bill Borchert, ORE (1952-56)	5	38-42	.475
62. Jack Friel, WSU (1929-58)	30	232-257	.474
Lou Campanelli, CAL (1986-92)	8	64-71	.474
64. Wayne Tinkle, OSU (2015-)	2	17-19	.472
65. Bill Frieder, ASU (1990-97)	8	67-77	.465
66. Henry Bibby, USC (1996-04)	9	71-82	.464
67. Johnny Dawkins, STAN (2009-16)	8	66-78	.458
68. Howard Dallmar, STAN (1955-75)	21	132-160	.452
Tex Winter, WASH (1969-71)	3	19-23	.452
70. Everett Dean, STAN (1939-51)	11	60-73	.451
71. John Davidson, WASH (1916-17)	2	9-11	.450
72. Forrest Twogood, ID/USC (1937-41/1951-66)	21	135-168	.446
73. Herb Sendek, ASU (2007-15)	9	72-90	.444
Don Newman, ASU (1998)	1	8-10	.444
75. George Raveling, WSU/USC (1973-83/1987-94)	19	140-178	.440
76. Charles Finley, ID (1948-54)	7	49-63	.438
77. Jim Anderson, OSU (1990-95)	6	47-61	.435
78. Ernie Kent, ORE/WSU (1998-2010/14-)	15	117-153	.433
79. R.B. Rutherford, OSU (1921-22)	2	12-16	.429
80. Jerry Green, ORE (1993-97)	5	38-52	.422
81. Claude Hunt, WASH (1919)	1	5-7	.417
Leonard Allison, WASH (1920)	1	5-7	.417
83. Jim Padgett, CAL (1969-72)	4	23-33	.411
84. Don Monson, ORE (1984-92)	9	66-96	.407
85. John Grayson, WASH (1960-63)	4	19-28	.404
86. Gene VanGent, STAN (1922)	1	4-6	.400
87. Bob Bender, WASH (1994-02)	9	63-97	.394
Fred Snowden, ARIZ (1973-82)	4	28-44	.389
89. Sly Huntington, ORE (1920)	1	5-8	.385
90. Rob Evans, ASU (1999-06)	8	55-89	.382
Kevin O'Neill, ARIZ/USC (2008/10-13)	5	29-47	.382
92. Kelvin Sampson, WSU (1988-94)	7	48-78	.381
93. Fred Bohler, WSU (1909-26)	9	38-62	.380
94. Husky Hunt, STAN (1927-30)	4	12-20	.375
95. Rene Herrerias, CAL (1961-68)	8	40-67	.374
96. Wilbur Johns, UCLA (1940-48)	9	34-58	.370
97. Craig Robinson, OSU (2009-14)	6	39-69	.361
98. Steve Patterson, ASU (1984-88)	4	23-41	.359
99. Harlan Hodges, ID (1955-59)	5	28-52	.350
100. Tom Davis, STAN (1982-86)	4	25-47	.347
101. Dick Edwards, CAL (1973-78)	6	29-55	.345
102. Kevin Eastman, WSU (1995-99)	5	31-59	.344
103. Mac Duckworth, WASH (1964-68)	5	24-47	.338
104. Dick Bennett, WSU (2004-06)	3	18-36	.333
Charlie Parker, USC (1995-96)	2	9-18	.333
Bill Hargiss, OSU (1919-20)	2	8-16	.333
Bobby Muth, USC (1944-45)	2	3-6	.333
108. Ken Bone, WSU (2010-14)	5	29-61	.322
109. Len Stevens, WSU (1984-87)	4	23-49	.319
Lynn Nance, WASH (1990-93)	4	22-47	.319
111. J.A. Brown, ID (1943-46)	4	21-46	.313
112. Robert Burnett, STAN (1952-54)	3	11-25	.306
113. Steve Belko, ORE (1957-71)	10	44-102	.301
114. Jim Haney, ORE (1979-83)	5	27-63	.300
115. Dick Kuchen, CAL (1979-85)	7	37-89	.294
116. George Bohler, ORE (1921-23)	3	10-26	.278
Jim Saia, USC (2005)	1	5-13	.278
Bobby Hurley, ASU (2016-)	1	5-13	.278
119. Jay John, OSU (2003-08)	6	28-74	.275
120. Rich Fox, ID (1928-36)	9	35-97	.265
121. Todd Bozeman, CAL (1993-96)	4	14-40	.259
Andy Enfield, USC (2014-)	3	14-40	.259
123. Bob Schermerhorn, ASU (1989)	1	2-6	.250
Bill Hunter, USC (1922)	1	1-3	.250
125. Eddie Payne, OSU (1995-00)	5	22-68	.244
126. Dick DiBiaso, STAN (1975-81)	7	27-87	.237
127. J.W. Stewart, MONT (1924-29)	6	12-41	.226
128. Ritchie McKay, OSU (2001-02)	2	8-28	.222
129. Caddy Works, UCLA (1922-39)	12	28-102	.215
130. Les Turner, USC (1923-27)	5	6-22	.214
Bob Greenwood, WSU (1972)	1	3-11	.214
132. Karl Schlademan, WSU (1927-28)	2	4-16	.200
133. George Dahlberg, MONT (1938)	1	3-17	.150
134. Paul Graham, WSU (2000-03)	4	9-63	.125
Guy Wicks, ID (1947)	2	4-28	.125
136. Ben Lindsey, ARIZ (1983)	1	1-17	.056
137. Russel Wilson, STAN (1918)	1	0-6	.000
Hugo Bezdek, ORE (1917)	1	0-8	.000
Kevin Mouton, OSU (2008)	1	0-12	.000

PAC-12 COACHING RECORDS

CAREER VICTORIES (Conference Games Only)

COACH, SCHOOL	YRS	W-L	PCT
1. Lute Olson, ARIZ (1984-07)	24	327-101	.764
2. John Wooden, UCLA (1949-75)	27	304-74	.810
3. Mike Montgomery, STAN/CAL (1986-04/09-14)	24	282-150	.653
4. Slats Gill, OSU (1929-1964)	31	276-241	.534
5. Hec Edmundson, WASH (1921-47)	27	266-146	.646
6. Jack Friel, WSU (1929-58)	30	232-257	.474
7. Ralph Miller, OSU (1971-89)	19	204-106	.658
8. Nibs Price, CAL (1925-54)	30	192-138	.582
9. Marv Harshman, WSU/WASH (1959-71/1972-85)	23	176-177	.499
10. Lorenzo Romar, WASH (2003-)	14	141-111	.560
11. George Raveling, WSU/USC (1973-83/1987-94)	19	140-178	.440
12. Sam Barry, USC (1930-41, 1946-50)	17	137-76	.643
13. Forrest Twogood, ID/USC (1937-41/1951-66)	21	135-168	.446
14. Howard Dallmar, STAN (1955-75)	21	132-160	.452
15. Ben Howland, UCLA (2004-13)	10	121-58	.676
16. Ernie Kent, ORE/WSU (1998-2010/14-)	15	117-153	.433
17. Ben Braun, CAL (1997-08)	12	110-106	.509
18. Howard Hobson, ORE (1936-47)	11	108-77	.584
19. Jim Harrick, UCLA (1989-96)	8	107-37	.743
20. Bob Boyd, USC (1967-79)	13	106-80	.570
21. Tippy Dye, WASH (1951-59)	9	99-52	.656
22. Sean Miller, ARIZ (2010-)	7	91-35	.722
23. Steve Lavin, UCLA (1997-03)	7	80-46	.641
William Reinhart, ORE (1924-35)	12	80-80	.500
25. Herb Sendek, ASU (2007-15)	9	72-90	.444
26. Henry Bibby, USC (1996-05)	9	71-82	.464
27. Dana Altman, ORE (2011-)	6	69-39	.639
28. Bill Frieder, ASU (1990-97)	8	67-77	.465
29. Don Monson, ORE (1984-92)	9	66-96	.407
Johnny Dawkins, STAN (2009-)	8	66-78	.458
31. Lou Campanelli, CAL (1986-92)	8	64-71	.474
32. Pete Newell, CAL (1955-60)	6	63-26	.708
Bob Bender, WASH (1994-02)	9	63-97	.394
34. Stan Morrison, USC (1980-86)	7	62-64	.492
35. Everett Dean, STAN (1939-51)	11	60-73	.451
36. Tad Boyle, COLO (2012-)	6	56-50	.528
37. Rob Evans, ASU (1999-06)	8	55-89	.382
38. John Bunn, STAN (1931-38)	8	52-46	.531
39. Charles Finley, ID (1948-54)	7	49-63	.438
40. Dick Harter, ORE (1972-78)	7	48-50	.490
Kelvin Sampson, WSU (1988-94)	7	48-78	.381
42. Walt Hazzard, UCLA (1985-88)	4	47-25	.653
Jim Anderson, OSU (1990-95)	6	47-61	.435
43. Ned Wulk, ASU (1958-82)	4	46-26	.639
44. Trent Johnson, STAN (2005-08)	4	45-27	.625
45. John Warren, ORE (1945-51)	5	44-39	.530
Steve Belko, ORE (1957-71)	10	44-102	.301
47. Larry Krystkowiak, UTAH (2012-)	5	43-47	.478
48. Paul Valenti, OSU (1965-70)	6	41-43	.488
49. Rene Herrerias, CAL (1961-68)	8	40-67	.374
50. Larry Farmer, UCLA (1982-84)	3	39-15	.722
Tim Floyd, USC (2006-09)	4	39-33	.542
Craig Robinson, OSU (2009-)	6	39-69	.361
53. Bill Borchert, ORE (1952-56)	5	38-42	.475
Jerry Green, ORE (1993-97)	5	38-52	.422
Fred Bohler, WSU (1909-26)	9	38-62	.380
56. Dick Kuchen, CAL (1979-85)	7	37-89	.294
57. Dave MacMillan, ID (1921-27)	6	36-21	.632
Andy Russo, WASH (1986-89)	4	36-36	.500
59. Rich Fox, ID (1928-36)	9	35-97	.265
60. Bob Hager, OSU (1923-28)	6	34-27	.557
Wilbur Johns, UCLA (1940-48)	9	34-58	.370
62. Tony Bennett, WSU (2007-09)	3	32-22	.593
63. Kevin Eastman, WSU (1995-99)	5	31-59	.344
64. Earl Wright, CAL (1921-24)	4	30-15	.667
65. Gary Cunningham, UCLA (1978-79)	2	29-3	.906
Dick Edwards, CAL (1973-78)	6	29-55	.345
Kevin O'Neill, ARIZ/USC (2008/10-13)	5	29-47	.382
Ken Bone, WSU (2010-14)	5	29-61	.322
Steve Alford, UCLA (2014-)	3	29-25	.537
70. Fred Snowden, ARIZ (1973-82)	4	28-44	.389
Harlan Hodges, ID (1955-59)	5	28-52	.350
Caddy Works, UCLA (1922-39)	12	28-102	.215
Jay John, OSU (2003-08)	5	28-74	.275
74. Art McLarney, WASH (1948-50)	3	27-25	.519
Bob Weinbauer, ASU (1983-85)	3	27-27	.500
Jim Haney, ORE (1979-1983)	5	27-63	.300
Dick DiBiaso, STAN (1975-81)	7	27-87	.237
78. Larry Brown, UCLA (1980-81)	2	25-11	.694
Tom Davis, STAN (1982-86)	4	25-47	.347
80. Mac Duckworth, WASH (1964-68)	5	24-47	.338
81. Gene Bartow, UCLA (1976-77)	2	23-5	.821
Jim Padgett, CAL (1969-72)	4	23-33	.411
Steve Patterson, ASU (1986-89)	4	23-41	.359
Len Stevens, WSU (1984-87)	4	23-49	.319
85. Lynn Nance, WASH (1990-93)	4	22-47	.319
Eddie Payne, OSU (1995-99)	5	22-68	.244
87. J.A. Brown, ID (1943-46)	4	21-46	.313
88. Tex Winter, WASH (1969-71)	3	19-23	.452
John Grayson, WASH (1960-63)	4	19-28	.404
Cuonzo Martin, CAL (2015-)	2	19-17	.528
91. Dick Bennett, WSU (2004-06)	3	18-36	.333
92. Wayne Tinkle, OSU (2015-)	2	17-19	.472
93. Todd Bozeman, CAL (1993-96)	4	14-40	.259
Andy Enfield, USC (2014-)	3	14-40	.259
95. Andy Kerr, STAN (1923-26)	4	12-13	.480
R.B. Rutherford, OSU (1921-22)	2	12-16	.429
Husky Hunt, STAN (1927-30)	4	12-20	.375
J.W. Stewart, MONT (1924-29)	6	12-41	.226
99. Dean Walker, ORE (1919)	1	11-3	.786
Robert Burnett, STAN (1952-54)	3	11-25	.306
101. Leo Calland, USC (1928-29)	2	10-10	.500
George Bohler, ORE (1921-23)	3	10-26	.278
103. Russ Pennell, ARIZ (2009)	1	9-9	.500
Bob Evans, STAN (1919-20)	2	9-3	.750
John Davidson, WASH (1916-17)	2	9-11	.450
Charlie Parker, USC (1995-96)	2	9-18	.333
Paul Graham, WSU (2000-03)	4	9-63	.125
108. Walter Powell, STAN (1921)	1	8-3	.727
Don Newman, ASU (1998)	1	8-10	.444
Bill Hargiss, OSU (1919-1920)	2	8-16	.333
Ritchie McKay, OSU (2001-02)	2	8-28	.222
112. Ernie Holbrook, USC (1943-44)	2	7-2	.778
Julie Bestos, USC (1942)	1	7-5	.583
Everett May, OSU (1917)	1	7-6	.538
William Hollender, CAL (1919-20)	2	7-7	.500
Bob Cantu, USC (2013)	2	7-7	.500
117. Les Turner, USC (1923-1927)	5	6-22	.214
118. Ben Cherrington, CAL (1917)	1	5-1	.833
(n/a) Kilduff, CAL (1916)	1	5-3	.625
E.J. Stewart, OSU (1916)	1	5-3	.625
Leonard Allison, WASH (1920)	1	5-7	.417
Claude Hunt, WASH (1919)	1	5-7	.417
Sly Huntington, ORE (1920)	1	5-8	.385
Jim Saia, USC (2005)	1	5-13	.278
Bobby Hurley, ASU (2016-)	1	5-13	.278
126. Gene VanGent, STAN (1922)	1	4-6	.400
Karl Schlademan, WSU (1927-28)	2	4-16	.200
Guy Wicks, ID (1947)	2	4-28	.125
129. Jim Rosborough, ARIZ (2001)	1	3-1	.750
Bobby Muth, USC (1944-45)	2	3-6	.333
Bob Greenwood, WSU	1	3-11	.214
George Dahlberg, MONT (1938)	1	3-17	.150
133. Bob Schermerhorn, ASU (1989)	1	2-6	.250
134. Bill Hunter, USC (1922)	1	1-3	.250
Ben Lindsey, ARIZ (1983)	1	1-17	.056
135. Russell Wilson, STAN (1918)	1	0-6	.000
Hugo Bezdek, ORE (1917)	1	0-8	.000
Kevin Mouton, OSU (2008)	1	0-12	.000

Coaching records include all regular season and divisional and conference playoff games, but do not reflect forfeits. Active coaches are **bold**.

1915-16

F Adolph Siebets, OSU
F Jack Davidson, WASH
C Dan Foster, CAL
G P.A. Embury, CAL
G Ira Mix, OSU

1916-17

F Adolph Siebets, OSU
F Ivan Price, WSU
C George Hjelte, CAL
G Roy Bohler, WSU
G Steve Staatz, WASH

1917-18

No Conference competition.

1918-19

F Ed Durno, ORE
F McClellan Rockey, WSU
C Henry Anderson, CAL
G Hal Chapman, ORE
G Irving Cook, WASH

1919-20

F Ed Durno, ORE
F McClellan Rockey, WSU
C C.E. Righter, STAN
G Arthur Eggleston, CAL
G Irving Cook, WASH

1920-21

F Ed Durno, ORE
F C.E. Righter, STAN
C Henry Sielk, WASH
G Arthur Eggleston, CAL
G Fred Adams, STAN

1921-22

F John Talt, CAL
F Al Fox, IDA
C Marshall Hjelte, OSU
G Jimmy Bryan, WASH
G Amory Gill, OSU

1922-23

F Al Fox, IDA
F John Talt, CAL
C Hugh Latham, ORE
G Harold Telford, IDA
G J.R. Crawford, WASH

1923-24

F Amory Gill, OSU
F John Talt, CAL
C Hugh Latham, ORE
G Aubrey Kincaid, CAL
G Dick Welts, WASH

1924-25

F Bob Hesketh, WASH
F Harold Ridings, OSU
C Bill Higgins, CAL
G Carlos Steele, OSU
G Algot Westergren, ORE

1925-26

F Albert Schuss, WASH
F Jerry Gunther, ORE
C Bill Higgins, CAL
G George Dixon, CAL
G Algot Westergren, ORE

1926-27

F Francis Watson, CAL
F Morris Badgro, USC
C Roy Okerberg, ORE
G George Dixon, CAL
G Algot Westergren, ORE

1927-28

F Monty Snider, WASH
F Jesse Mortenson, USC
C Jack Bruner, USC
G Alfred James, WASH
G Rufus Gregory, CAL

1928-29

F Vern Corbin, CAL
F Frank McMillan, IDA
C Harold McClary, WASH
G Harlow Rothert, STAN
G Joel Coffield, CAL

1929-30

F Kent Pursel, CAL
F Henry Swanson, WASH
C Jesse Mortenson, USC
G John Lehnars, USC
G Art McLarney, WSU

1930-31

F Richard Linthicum, UCLA
F Henry Swanson, WASH
C Wilbur Caldwell, USC
G Ralph Cairney, WASH
G Joel Coffield, CAL

1931-32

F Joe Kintana, CAL
F Jerry Nemer, USC
C Huntley Gordon, WSU
G Ralph Cairney, WASH
G Carl Vendt, CAL

1932-33

F Jerry Nemer, USC
F Hal Eifert, CAL
C Ed Lewis, OSU
G Julie Bescos, USC
G Hal Lee, WASH

1933-34

F Bob Galer, WASH
F Hal Eifert, CAL
C Lee Guttero, USC
G Hal Lee, WASH
G Julie Bescos, USC

1934-35

F Jack Hupp, USC
F Bob Galer, WASH
C Lee Guttero, USC
G George Hibbard, OSU
G Bryan Moore, STAN

1935-36

F Hank Luisetti, STAN
F Wally Palmberg, OSU
C Ralph Bishop, WASH
G Bob Egge, WASH
G Eddie Oram, USC

1936-37

F Hank Luisetti, STAN
F Ed Loverich, WASH
C Ivar Nelson, WSU
G Eddie Oram, USC
G Bryan Moore, STAN

1937-38

F Hank Luisetti, STAN
F Lauren Gale, ORE
C Art Stoefen, STAN
G Jack Calderwood, STAN
G Wally Johansen, ORE

1938-39

F Lauren Gale, ORE
F Ralph Vaughn, USC
C Urgel Wintermute, ORE
G George Ziegenfuss, WASH
G Dale Sears, USC

1939-40

F Ralph Vaughn, USC
F John Dick, ORE
C Dale Sears, USC
G Tom McGarvin, USC
G Al Hunter, OSU

1940-41

F Vic Townsend, ORE
F Don Burness, STAN
C Paul Lindeman, WSU
G Ray Sundquist, WSU
G Jen Davidson, STAN

1941-42

F Bob Ormsby, USC
F Ray Turner, IDA
C John Mandic, OSU
G Bill Cowden, STAN
G Jim Pollard, STAN

1942-43

F Gale Bishop, WSU
F Gene Rock, USC
C Chuck Gilmur, WASH
G Jim Seminoff, USC
G Bill Morris, WASH

1943-44

North
F Al Akins, WASH
F Perry Nelson, WASH
C Jack Nichols, WASH
G Bill Morris, WASH
G Bill Taylor, WASH

South

F Dick West, UCLA
F John Higgins, CAL
C Bob Howard, USC
G Wayne Hooper, CAL
G Bill Rankin, UCLA

1944-45

North

F Dick Wilkins, ORE
F Ephraim Rocha, OSU
C Vince Hanson, WSU
G Bob Hamilton, ORE
G Bob Jorgenson, WASH

South

F Gus Mota, CAL
F Bill Rankin, UCLA
C Jack Nichols, USC
G Bill Putnam, UCLA
G Bob Graham, USC

1945-46

North

F Fred Quinn, IDA
F Gale Bishop, WSU
C Ephraim Rocha, OSU
G Dick Wilkins, ORE
G Norm Dalthorp, WASH

South

F Merv Lafaille, CAL
F Andy Wolfe, CAL
C Jack Nichols, USC
G Chuck Clustka, UCLA
G Bob Hogeboom, CAL

1946-47

North

F Bob Sheridan, WSU
F Jack Nichols, WASH
C Ephraim Rocha, OSU
G Lew Beck, OSU
G Stan Williamson, ORE

South

F Jack Rocker, CAL
F Andy Wolfe, CAL
C Don Barksdale, UCLA
G Dave Minor, UCLA
G John Higgins, STAN

1947-48

North

F Sammy White, WASH
F Jack Nichols, WASH
C Vince Hanson, WSU
G Cliff Crandall, OSU
G Preston Brimhall, IDA
G Stan Williamson, ORE

South

F Chuck Hanger, CAL
F John Stanich, UCLA
F John Higgins, STAN
C Alex Hannum, USC
G Andy Wolfe, CAL
G Dave Minor, UCLA

1948-49

North

F Ed Gayda, WSU
F Sammy White, WASH
C Roger Wiley, ORE
G Cliff Crandall, OSU
G Preston Brimhall, IDA

South

F Bill Sharman, USC
F Alan Sawyer, UCLA
C Bill Hagler, CAL
G George Stanich, UCLA
G Dave Davidson, STAN

1949-50

North

F Will Urban, ORE
F Ed Gayda, WSU
C Gene Conley, WSU
G Lou Soriano, WASH
G Bob Pritchett, IDA

South

F Bill Sharman, USC
F George Yardley, STAN
C Carl Kraushaar, UCLA
G George Stanich, UCLA
G Bob Matheny, CAL

1950-51

North

F Frank Guisness, WASH
F Bob Peterson, ORE
C Bob Houbregs, WASH
G Bob Gambold, WSU
G Bob Payne, OSU

South

F Dick Ridgway, UCLA
F Bill Hagler, CAL
C Jim Ramstead, STAN
G Tom Riach, USC
G Eddie Sheldrake, UCLA

1951-52

North

F Frank Guisness, WASH
F Hartly Kruger, IDA
C Bob Houbregs, WASH
G Ken Hunt, ORE
G Danny Johnston, OSU

South

F Ron Tomsic, STAN
F Ken Flower, USC
C Bob McKeen, CAL
G Jim Doan, CAL
G Jim Walsh, STAN

1952-53

North

F Chet Noe, ORE
F Doug McClary, WASH
C Bob Houbregs, WASH
G Joe Cipriano, WASH
G Ken Wegner, ORE

South

F Ken Flower, USC
F John Rickson, CAL
C Bob McKeen, CAL
G Bob Matheny, CAL
G Ron Tomsic, STAN

1953-54

North

F Ron Bennink, WSU
F Dean Parsons, WASH
C Swede Halbrook, OSU
G Cecil Holland, ORE
G Bob Garrison, IDA

South

F Roy Irvin, USC
F Bob McKeen, CAL
C Russ Lawler, STAN
G Ron Livingston, UCLA
G Don Bragg, UCLA

1954-55

- North**
 F Dean Parsons, WASH
 F Jim Loscutoff, ORE
 C Swede Halbrook, OSU
 G Ron Bennink, WSU
 G Harlan Melton, IDA

South

- F John Moore, UCLA
 F Don Bragg, UCLA
 F Willie Naualls, UCLA
 C Bob McKeen, CAL
 G Ron Tomsic, STAN
 G Dick Welsh, USC

1955-56

- F Willie Naualls, UCLA
 F Larry Beck, WSU
 C Bruno Boin, WASH
 G Morris Taft, UCLA
 G George Selleck, STAN

1956-57

- F Larry Friend, CAL
 F Dave Gambee, OSU
 C Doug Smart, WASH
 G Larry Beck, WSU
 G Danny Rogers, USC

1957-58

- F Dave Gambee, OSU
 F Doug Smart, WASH
 C Don McIntosh, CAL
 G Charlie Franklin, ORE
 G Gary Simmons, IDA

1958-59

- F Doug Smart, WASH
 F John Werhas, USC
 F Walt Torrence, UCLA
 C Darrall Imhoff, CAL
 G Denny Fitzpatrick, CAL
 G Paul Neumann, STAN
 G Lee Harman, OSU

1959-60

- F Bill Hanson, So., WASH
 F Bill McClintock, Jr., CA
 C Darrall Imhoff, Sr., CAL
 G John Arrillaga, Sr., STAN
 G Earl Schultz, Jr., CAL

1960-61

- F Bill Hanson, Jr., WASH
 F Bill McClintock, Sr., CAL
 C John Rudometkin, Jr., USC
 G Gary Cunningham, Jr., UCLA
 G Chris Appel, Jr., USC

1961-62

- F John Windsor, Sr., STAN
 F John Rudometkin, Sr., USC
 C Bill Hanson, Sr., WASH
 G John Green, Sr., UCLA
 G Chris Appel, Sr., USC

1962-63

- F Gordon Martin, Sr., USC
 F Ed Correll, Sr., WASH
 C Tom Dose, Jr., STAN
 G Walt Hazzard, Jr., UCLA
 G Don Clemetson, Sr., STAN

1963-64

- F Jack Hirsch, Sr., UCLA
 F Allen Young, Jr., USC
 C Tom Dose, Sr., STAN
 G Gail Goodrich, Jr., UCLA
 G Walt Hazzard, Sr., UCLA

1964-65

- F Keith Erickson, Sr., UCLA
 F Bob Bedell, Jr., STAN
 C John Block, Jr., USC
 G Gail Goodrich, Sr., UCLA
 G Jim Jarvis, Sr., OSU

1965-66

- F Charlie White, Sr., OSU
 F Mike Lynn, Jr., UCLA
 C John Block, Sr., USC
 F Jim Barnett, Sr., ORE
 G Art Harris, So., STAN

1966-67

- F Jim McKean, Jr., WSU
 F Bill Hewitt, Jr., USC
 C Lew Alcindor, So., UCLA
 G Russ Critchfield, Jr., CAL
 G Lucius Allen, So., UCLA

1967-68

- F Bill Hewitt, Sr., USC
 F Jim McKean, Sr., WSU
 C Lew Alcindor, Jr., UCLA
 G Russ Critchfield, Sr., CAL
 G Mike Warren, Sr., UCLA

1968-69

- F Curtis Rowe, So., UCLA
 F Ted Wierman, Sr., WSU
 C Lew Alcindor, Sr., UCLA
 G Mack Calvin, Sr., USC
 G Charlie Johnson, So., CAL

1969-70

- F Sidney Wicks, Jr., UCLA
 F George Irvine, Sr., WASH
 C Stan Love, Jr., ORE
 G Rick Erickson, Sr., WSU
 G Paul Westphal, So., USC

1970-71

- F Sidney Wicks, Sr., UCLA
 F Curtis Rowe, Sr., UCLA
 C Stan Love, Sr., ORE
 G Paul Westphal, So., USC
 G Phil Chenier, Jr., CAL

1971-72

- F Ansley Truitt, Sr., CAL
 F Ron Riley, Sr., USC
 F Steve Hawes, Sr., WASH
 C Bill Walton, So., UCLA
 G Freddie Boyd, Sr., OSU
 G Claude Terry, Sr., STAN

1972-73

- F Keith Wilkes, Jr., UCLA
 C Rich Kelley, So., STAN
 C Bill Walton, Jr., UCLA
 G Ron Lee, Fr., ORE
 G Louie Nelson, Sr., WASH

1973-74

- F Keith Wilkes, Sr., UCLA
 F Bill Walton, Sr., UCLA
 C Rich Kelley, Jr., STAN
 G Ron Lee, So., ORE
 G Dan Anderson, Sr., USC

1974-75

- F Dave Meyers, Sr., UCLA
 F Lonnie Shelton, So., OSU
 C Rich Kelley, Sr., STAN
 G Gus Williams, Sr., USC
 G Ron Lee, Jr., ORE

1975-76

- F Marques Johnson, Jr., UCLA
 F Greg Ballard, Jr., ORE
 F Richard Washington, Jr., UCLA
 C James Edwards, Jr., WASH
 G *Ron Lee, Sr., ORE

1976-77

- F *Marques Johnson, Sr., UCLA
 F Greg Ballard, Sr., ORE
 F David Greenwood, So., UCLA
 C James Edwards, Sr., WASH
 G Mike Bratz, Sr., STAN
 G Rocky Smith, Sr., OSU

1977-78

First Team

- F *David Greenwood, Jr., UCLA
 F Rickey Lee, Sr., OSU
 C Cliff Robinson, Fr., USC
 G Raymond Townsend, Sr., UCLA
 G Roy Hamilton, Jr., UCLA

Second Team

- F Kimberly Belton, So., STAN
 F Donald Collins, So., WSU
 C James Donaldson, Jr., WSU
 G Gene Ransom, Jr., CAL
 G Don Carfino, So., USC

1978-79

First Team

- F *David Greenwood, Sr., UCLA
 C Steve Johnson, So., OSU
 C Cliff Robinson, So., USC
 C Larry Demic, Sr., ARIZ
 G Brad Holland, Sr., UCLA
 G Roy Hamilton, Sr., UCLA

Second Team

- F Don Collins, Jr., WSU
 G Joe Nehls, Jr., ARIZ
 G Wolfe Perry, Sr., STAN
 F Kimberly Belton, Jr., STAN
 F Purvis Miller, So., USC
 F Kiki Vandeweghe, Jr., UCLA

1979-80

- F *Don Collins, Sr., WSU
 F Kurt Nimphius, Sr., ASU
 F Kiki Vandeweghe, Sr., UCLA
 F Kimberly Belton, Sr., STAN
 F Doug True, Sr., CAL
 C Steve Johnson, Jr., OSU
 G Ray Blume, Jr., OSU
 G Don Carfino, Sr., USC
 G Bryan Rison, Sr., WSU
 G Joe Nehls, Sr., ARIZ

1980-81

- F Ron Davis, Sr., ARIZ
 F Mike Sanders, Jr., UCLA
 F Andra Griffin, Sr., WASH
 F Sam Williams, Sr., ASU
 F Maurice Williams, Jr., USC
 C *Steve Johnson, Sr., OSU
 C Alton Lister, Sr., ASU
 G Ray Blume, Sr., OSU
 G Rod Foster, So., UCLA
 G Mark Radford, Sr., OSU
 G Lafayette Lever, Jr., ASU

1981-82

- F Kenny Fields, So., UCLA
 F Mike Sanders, Sr., UCLA
 F Dan Caldwell, Sr., WASH
 F Maurice Williams, Sr., USC
 C Mark McNamara, Sr., CAL
 C Charlie Sitton, So., OSU
 C John Revelli, So., STAN
 G *Lester Conner, Sr., OSU
 G Dwight Anderson, Sr., USC
 G Lafayette Lever, Sr., ASU

1982-83

- F *Kenny Fields, Jr., UCLA
 F Steve Harriel, Sr., WSU
 F A.C. Green, So., OSU
 F Paul Williams, Sr., ASU
 C Charlie Sitton, Jr., OSU
 C Blair Rasmussen, So., ORE
 G Byron Scott, Jr., ASU
 G Rod Foster, Sr., UCLA
 G Jacque Hill, Sr., USC
 G Keith Jones, Jr., STAN

1983-84

- F *A.C. Green, Jr., OSU
 F Detlef Schrempf, Jr., WASH
 F Charlie Sitton, Sr., OSU
 F Kenny Fields, Sr., UCLA
 F Wayne Carlander, Jr., USC
 C Blair Rasmussen, Jr., ORE
 C Pete Williams, Jr., ARIZ
 G Keith Jones, Sr., STAN
 G Chris Beasley, Sr., ASU
 G Ralph Jackson, Sr., UCLA

1984-85

- F *Wayne Carlander, Sr., USC
 F A.C. Green, Sr., OSU
 F Detlef Schrempf, Sr., WASH
 F Eddie Smith, Sr., ARIZ
 C Pete Williams, Sr., ARIZ
 C Blair Rasmussen, Sr., ORE
 C Chris Welp, So., WASH
 G Nigel Miguel, Sr., UCLA
 G Keith Morrison, Jr., WSU

1985-86

- F Derrick Dowell, Jr., USC
 F Paul Fortier, Sr., WASH
 F Reggie Miller, Jr., UCLA
 C Jerry Adams, Sr., ORE
 C Jose Ortiz, Jr., OSU
 C *Chris Welp, Jr., WASH
 G Kevin Johnson, Jr., CAL
 G Steve Kerr, Jr., ARIZ
 G Todd Lichti, Fr., STAN
 G Keith Morrison, Sr., WSU

1986-87

- F Derrick Dowell, Sr., USC
 F Sean Elliott, So., ARIZ
 F Todd Lichti, So., STAN
 F Reggie Miller, Sr., UCLA
 F Phil Zevenbergen, Sr., WASH
 C *Jose Ortiz, Sr., OSU
 C Chris Welp, Sr., WASH
 G Steve Beck, Sr., ASU
 G Kevin Johnson, Sr., CAL
 G Pooh Richardson, So., UCLA
 G Anthony Taylor, Jr., ORE

1987-88

- F Anthony Cook, Jr., ARIZ
 F *Sean Elliott, Jr., ARIZ
 F Trevor Wilson, So., UCLA
 F Howard Wright, Jr., STAN
 G Steve Kerr, Sr., ARIZ
 G Todd Lichti, Jr., STAN
 G Gary Payton, So., OSU
 G Eldridge Recasner, So., WASH
 G Pooh Richardson, Jr., UCLA
 G Anthony Taylor, Sr., ORE

1988-89

- F Anthony Cook, Sr., ARIZ
 F Trent Edwards, Sr., ASU
 F *Sean Elliott, Sr., ARIZ
 F Trevor Wilson, Jr., UCLA
 F Howard Wright, Sr., STAN
 C Leonard Taylor, Sr., CAL
 G Todd Lichti, Sr., STAN
 G Gary Payton, Jr., OSU
 G Eldridge Recasner, Jr., WASH
 G Pooh Richardson, Sr., UCLA

1989-90

- F Jud Buechler, Sr., ARIZ
 F Brian Hendrick, Fr., CAL
 F Adam Keefe, So., STAN
 F Don MacLean, So., UCLA
 F Trevor Wilson, Sr., UCLA
 G *Gary Payton, Sr., OSU
 G Terrell Brandon, So., ORE
 G Harold Miner, Fr., USC
 G Eldridge Recasner, Sr., WASH
 G Keith Smith, Sr., CAL

1990-91

- F Teo Alibegovic, Sr., OSU
 F Don MacLean, Jr., UCLA
 F Tracy Murray, So., UCLA
 F Brian Williams, Jr., ARIZ
 C Isaac Austin, Sr., ASU
 C Ronnie Coleman, Sr., USC
 C Brian Hendrick, So., CAL
 C Adam Keefe, Jr., STAN
 G *Terrell Brandon, Jr., ORE
 G Harold Miner, So., USC

1991-92

- F Brian Hendrick, Jr., CAL
 F Adam Keefe, Sr., STAN
 F Don MacLean, Sr., UCLA
 F Chris Mills, Jr., ARIZ
 F Tracy Murray, Jr., UCLA
 C Scott Haskin, Jr., OSU
 C Sean Rooks, Sr., ARIZ
 G Duane Cooper, Sr., USC
 G Terrence Lewis, Sr., WSU
 G *Harold Miner, Jr., USC

ARIZONA (48)

G Hassan Adams ('06)
 F Ryan Anderson ('16)
 G Gilbert Arenas ('01)
 G Jerryd Bayless ('08)
 G Mike Bibby ('98)
 F A.J. Bramlett ('99)
 F Chase Budinger ('08, '09)
 F Jud Buechler ('90)
 F Anthony Cook ('88, '89)
 F Ben Davis ('96)
 F Ron Davis ('81)
 C Larry Demic ('79)
 F Michael Dickerson ('97)
 F Sean Elliott ('87, '88, '89)
 G Kyle Fogg ('12)
 C Channing Frye ('04, '05)
 G Jason Gardner ('00, '02, '03)
 G Reggie Geary ('96)
 F Aaron Gordon ('14)
 F Jordan Hill ('09)
 F Solomon Hill ('12, '13)
 F Rondae Hollis-Jefferson ('15)
 F Andre Iguodala ('04)
 G Nick Johnson ('14)
 F Stanley Johnson ('15)
 G Steve Kerr ('86, '88)
 G Mark Lyons ('13)
 G T.J. McConnell ('14, '15)
 F Chris Mills ('92, '93)
 G Joe Nehls ('80)
 F Ray Owes ('95)
 G Khalid Reeves ('94)
 C Sean Rooks ('92)
 G Miles Simon ('98)
 F Eddie Smith ('85)
 G Damon Stoudamire ('93, '94, '95)
 G Salim Stoudamire ('05)
 C Kaleb Tarczewski ('16)
 G Jason Terry ('99)
 F Luke Walton ('02, '03)
 F Brian Williams ('91)
 F Derrick Williams ('10, '11)
 C Pete Williams ('84, '85)
 F Marcus Williams ('07)
 G Nic Wise ('09, '10)
 C Loren Woods ('00)
 F Michael Wright ('00, '01)
 G Gabe York ('16)

ARIZONA STATE (25)

G Ty Abbott ('10)
 C Isaac Austin ('91)
 C Jordan Bachynski ('14)
 F Mike Batiste ('99)
 G Chris Beasley ('84)
 G Steve Beck ('87)
 F Mario Bennett ('94, '95)
 G Jahii Carson ('13, '14)
 F Ike Diogu ('03, '04, '05)
 F Trent Edwards ('89)
 G/F Carrick Felix ('13)
 G James Harden ('08, '09)
 G Eddie House ('99, '00)
 F Bobby Lazor ('99)
 G Lafayette Lever ('81, '82)
 C Alton Lister ('81)
 G Trent Lockett ('11)
 F Kurt Nimphius ('80)
 F Jeff Pendergraph ('08, '09)
 F/C Chad Prewitt ('02)
 G Byron Scott ('83)
 G Stevin Smith ('93, '94)
 F Paul Williams ('83)
 F Sam Williams ('81)

G Jeremy Veal ('97, '98)

CALIFORNIA (64)

C Henry Anderson ('19)
 F Ryan Anderson ('08)
 F Jamal Boykin ('10)
 F Jaylen Brown ('16)
 F Phil Chenier ('71)
 G Patrick Christopher ('09, '10)
 G Justin Cobbs ('13, '14)
 G Joel Coffield ('29, '31)
 F Vern Corbin ('29)
 G Allen Crabbe ('12)
 G Russ Critchfield ('67, '68)
 G George Dixon ('26, '27)
 G Arthur Eggleston ('20, '21)
 F Hal Eifert ('33, '34)
 G P.A. Embury ('16)
 G Denny Fitzpatrick ('59)
 C Dan Foster ('16)
 F Larry Friend ('57)
 G Ed Gray ('97)
 G Rufus Gregory ('28)
 G Jorge Gutierrez ('11, '12)
 C Bill Hagler ('49, '51)
 F Chuck Hanger ('48)
 F Brian Hendrick ('90, '91, '92)
 C Bill Higgins ('25, '26)
 F John Higgins ('44)
 G Bob Hogeboom ('46)
 G Wayne Hooper ('44)
 C Darrall Imhoff ('59, '60)
 G Charlie Johnson ('69)
 G Kevin Johnson ('86, '87)
 F Harper Kamp ('11, '12)
 G Jason Kidd ('93, '94)
 G Aubrey Kincaid ('24)
 F Joe Kintana ('32)
 F Merv LaFaille ('46)
 F Sean Lampley ('00, '01)
 G Bob Matheny ('50, '53)
 F Bill McClintock ('60, '61)
 C Don McIntosh ('58)
 C Bob McKeen ('53, '54, '55)
 C Mark McNamara ('82)
 F Gus Mota ('45)
 F Lamond Murray ('93, '94)
 F Leon Powe ('04, '06)
 F Kent Pursel ('30)
 F Ivan Rabb ('16)
 G Jerome Randle ('09, '10)
 G John Rickson ('53)
 G Theo Robertson ('10)
 F Jack Rocker ('47)
 F Joe Ship ('03)
 F John Talt ('22, '23, '24)
 C Leonard Taylor ('89)
 F Doug True ('80)
 F Ansley Truitt ('71)
 G Earl Schultz ('60)
 G Keith Smith ('90)
 F Amit Tamir ('03)
 G Ayinde Ubaka ('06)
 G Carl Vendt ('32)
 G Tyrone Wallace ('15)
 F Francis Watson ('27)
 F Andy Wolfe ('46, '47, '48)

COLORADO (5)

G Askia Booker ('15)
 G Carlton Brown ('12)
 G Spencer Dinwiddie ('13)
 F André Roberson ('12, '13)
 F Josh Scott ('14, '16)

OREGON (46)

C Jerry Adams ('86)
 F Greg Ballard ('76, '77)
 G Jim Barnett ('66)
 F Bryan Bracey ('01)
 G Terrell Brandon ('90, '91)
 G Aaron Brooks ('07)
 F Dillon Brooks ('16)
 F Joevan Catron ('11)
 G Hal Chapman ('19)
 F Elgin Cook ('15, '16)
 F John Dick ('40)
 F Ed Durno ('19, '20, '21)
 G Charlie Franklin ('58)
 F Lauren Gale ('38, '39)
 F Jerry Gunther ('26)
 G Bob Hamilton ('45)
 G Cecil Holland ('54)
 G Ken Hunt ('52)
 F Luke Jackson ('03, '04)
 G Wally Johansen ('38)
 G Frederick Jones ('02)
 G Devoe Joseph ('12)
 C Hugh Latham ('23, '24)
 G Ron Lee ('73, '74, '75, '76)
 F Maarty Leunen ('08)
 F Jim Loscutt ('55)
 C Stan Love ('70, '71)
 F Chet Noe ('53)
 C Roy Okerberg ('27)
 F Bob Peterson ('51)
 C Blair Rasmussen ('83, '84, '85)
 G Luke Ridnour ('02, '03)
 G Anthony Taylor ('87, '88)
 G Alex Scales ('00)
 F E.J. Singler ('12, '13)
 G Vic Townsend ('41)
 F Will Urban ('50)
 G Ken Wegner ('53)
 G Algot Westergren ('25, '26, '27)
 C Roger Wiley ('49)
 G Dick Wilkins ('45, '46)
 G Kenya Wilkins ('97)
 G Orlando Williams ('94, '95)
 G Stan Williamson ('47, '48)
 C Urgel Wintermute ('39)
 G Joseph Young ('14, '15)

OREGON STATE (45)

F Teo Alibegovic ('91)
 F Brent Barry ('95)
 G Lew Beck ('47)
 G Ray Blume ('80, '81)
 G Freddie Boyd ('72)
 G Lester Conner ('82)
 G Cliff Crandall ('48, '49)
 G Jared Cunningham ('11, '12)
 F Dave Gambee ('57, '58)
 F Amory Gill ('22, '24)
 F A.C. Green ('83, '84, '85)
 C Swede Halbrook ('54, '55)
 G Lee Harman ('59)
 C Scott Haskin ('92, '93)
 G Calvin Haynes ('10)
 G George Hibbard ('35)
 C Marshall Hjelte ('22)
 G Al Hunter ('40)
 G Jim Jarvis ('65)
 C Steve Johnson ('79, '80, '81)
 G Danny Johnston ('52)
 F Rickey Lee ('78)
 C Ed Lewis ('33)
 F David Lucas ('04, '05)
 C John Mandic ('42)
 G Ira Mix ('16)

G Roberto Nelson ('14)
 C Jose Ortiz ('86, '87)
 F Wally Palmberg ('36)
 G Bob Payne ('51)
 G Gary Payton ('88, '89, '90)
 G Gary Payton II ('15, '16)
 G Mark Radford ('81)
 C Phillip Ricci ('03)
 F Harold Ridings ('25)
 F Ephraim Rocha ('45, '46, '47)
 F Lonnie Shelton ('75)
 F Adolph Siebets ('16, '17)
 C Charlie Sitton ('82, '83, '84)
 G Rocky Smith ('77)
 G Carlos Steele ('25)
 G Deaundra Tanner ('99)
 F Charlie White ('66)

STANFORD (56)

G Fred Adams ('21)
 F Rosco Allen ('16)
 G John Arrillaga ('60)
 G Julius Barnes ('03)
 F Bob Bedell ('65)
 F Kimberly Belton ('80)
 C Curtis Borchardt ('02)
 F Don Burness ('41)
 G Mike Bratz ('77)
 G Jack Calderwood ('38)
 G/F Josh Childress ('04)
 G Don Clemetson ('63)
 F Jarron Collins ('01)
 C Jason Collins ('01)
 G Bill Cowden ('42)
 G Dion Cross ('95, '96)
 G Dave Davidson ('49)
 G Jen Davidson ('41)
 C Tom Dose ('63, '64)
 F Landry Fields ('10)
 G Jeremy Green ('10, '11)
 G Dan Grunfeld ('05)
 G Art Harris ('66)
 F Matt Haryasz ('06)
 G Chris Hernandez ('04, '05, '06)
 G John Higgins ('47, '48)
 F Lawrence Hill ('07)
 F Casey Jacobsen ('00, '01, '02)
 G Keith Jones ('83, '84)
 F Adam Keefe ('90, '91, '92)
 C Rich Kelley ('73, '74, '75)
 G Brevin Knight ('95, '96, '97)
 C Russ Lawler ('54)
 G Arthur Lee ('99)
 G Todd Lichti ('86, '87, '88, '89)
 F Brook Lopez ('08)
 F Hank Luisetti ('36, '37, '38)
 F Mark Madsen ('99, '00)
 G Bryan Moore ('35, '37)
 G Paul Neumann ('59)
 F Josh Owens ('12)
 G Jim Pollard ('42)
 F Dwight Powell ('13, '14)
 C Jim Ramstead ('51)
 G Chasson Randle ('14, '15)
 C John Revelli ('82)
 C C.E. Righter ('20, '21)
 G Harlow Rotherth ('29)
 G George Selleck ('55)
 C Art Stoefen ('38)
 G Claude Terry ('72)
 G Ron Tomsic ('53, '55)
 G Kris Weems ('98)
 F John Windsor ('62)
 F Howard Wright ('88, '89)
 F George Yardley ('50)

C Tim Young ('98)

UCLA (81)

G Jordan Adams ('14)
 G Arron Afflalo ('06, '07)
 C Lew Alcindor ('67, '68, '69)
 G Lucius Allen ('67)
 G Kyle Anderson ('13, '14)
 G Toby Bailey ('96, '97, '98)
 C Don Barksdale ('47)
 G Don Bragg ('54, '55)
 G Chuck Clustka ('46)
 G Darren Collison ('07, '08, '09)
 G Gary Cunningham ('61)
 G Baron Davis ('99)
 G Larry Drew II ('13)
 G Tyrus Edney ('93, '94, '95)
 F Keith Erickson ('65)
 G Jordan Farmar ('06)
 F Kenny Fields ('82, '83, '84)
 G Rod Foster ('81, '83)
 G Gail Goodrich ('64, '65)
 G John Green ('62)
 F David Greenwood ('77, '78, '79)
 G Isaac Hamilton ('16)
 G Roy Hamilton ('78, '79)
 G Walt Hazzard ('63, '64)
 F J.R. Henderson ('96, '98)
 F Jack Hirsch ('64)
 G Brad Holland ('79)
 F Tyler Honeycutt ('11)
 G Ralph Jackson ('84)
 F Marques Johnson ('76, '77)
 G Lazerick Jones ('12)
 F Jason Kapono ('00, '01, '02, '03)
 C Carl Kraushaar ('50)
 G Malcom Lee ('11)
 F Richard Linthicum ('31)
 G Ron Livingston ('54)
 F Kevon Looney ('15)
 C Kevin Love ('08)
 F Mike Lynn ('66)
 F Don MacLean ('90, '91, '92)
 C Jelani McCoy ('97)
 F Dave Meyers ('75)
 G Nigel Miguel ('85)
 F Reggie Miller ('86, '87)
 G Dave Minor ('47, '48)
 F John Moore ('55)
 G Shabazz Muhammad ('13)
 F Tracy Murray ('91, '92)
 F Reeves Nelson ('11)
 F Willie Naulls ('55, '56)
 F Charles O'Bannon ('96, '97)
 F Ed O'Bannon ('93, '94, '95)
 G Norman Powell ('15)
 G Bill Putnam ('45)
 G Bill Rankin ('44, '45)
 G Pooh Richardson ('87, '88, '89)
 F Dick Ridgway ('51)
 G Michael Roll ('10)
 F Curtis Rowe ('69, '71)
 F Mike Sanders ('81, '82)
 F Alan Sawyer ('49)
 G Eddie Sheldrake ('51)
 G/F Josh Shipp ('09)
 G George Stanich ('49, '50)
 F John Stanich ('48)
 G Morris Taft ('56)
 G/F Dijon Thompson ('05)
 G Walt Torrence ('59)
 G Raymond Townsend ('78)
 F Kiki Vandeweghe ('80)
 C Bill Walton ('72, '73, '74)
 G Mike Warren ('68)

F Richard Washington ('76)
 G Earl Watson ('01)
 F Dick West ('44)
 G Russell Westbrook ('08)
 F Sidney Wicks ('70, '71)
 F Keith Wilkes ('73, '74)
 F Trevor Wilson ('88, '89, '90)

USC (60)

G Dan Anderson ('74)
 G Dwight Anderson ('82)
 G Chris Appel ('61, '62)
 F Morris Badgro ('27)
 G Julie Bescos ('33, '34)
 C John Block ('65, '66)
 G Stais Boseman ('97)
 C Jack Bruner ('28)
 C Wilbur Caldwell ('31)
 G Mack Calvin ('69)
 G Don Carfino ('80)
 F Wayne Carlander ('84, '85)
 F Sam Clancy ('01, '02)
 C Ronnie Coleman ('91)
 G Duane Cooper ('92)
 F Derrick Dowell ('86, '87)
 G Desmon Farmer ('04)
 F Ken Flower ('53)
 F Taj Gibson ('08, '09)
 G Bob Graham ('45)
 C Lee Guttero ('34, '35)
 G Daniel Hackett ('09)
 C Alex Hannum ('48)
 F Bill Hewitt ('67, '68)
 G Jacque Hill ('83)
 C Bob Howard ('44)
 F Jack Hupp ('35)
 F Roy Irvin ('54)
 G Julian Jacobs ('16)
 G John Lehnars ('30)
 F Gordon Martin ('63)
 G O.J. Mayo ('08)
 G Tom McGarvin ('40)
 G Harold Miner ('90, '91, '92)
 F Jesse Mortenson ('28, '30)
 F Jerry Nemer ('32, '33)
 C Jack Nichols ('45, '46)
 G Eddie Oram ('36, '37)
 F Bob Ormsby ('42)
 F Lorenzo Orr ('94)
 G Gabe Pruitt ('06)
 G Tom Riach ('51)
 F Ron Riley ('72)
 C Cliff Robinson ('78, '79)
 F Gene Rock ('43)
 G Danny Rogers ('57)
 C John Rudometkin ('61, '62)
 F Brian Scalabrine ('00)
 G Dale Sears ('39, '40)
 G Jim Seminoff ('43)
 F Bill Sharman ('49, '50)
 F Ralph Vaughn ('39, '40)
 F Nikola Vucevic ('10, '11)
 G Dick Welh ('55)
 F John Werhas ('59)
 G Paul Westphal ('70, '71)
 G Gus Williams ('75)
 F Maurice Williams ('81, '82)
 F Allen Young ('64)
 G/F Nick Young ('06, '07)

UTAH (3)

F Jakob Poeltl ('16)
 G Brandon Taylor ('15)
 G Delon Wright ('14, '15)

WASHINGTON (68)

F Al Akins ('44)
 G Andrew Andrews ('16)
 C Ralph Bishop ('36)
 C Bruno Boin ('56)
 F Jon Brockman ('07, '08, '09)
 G Jimmy Bryan ('22)
 F Matthew Bryan-Amaning ('11)
 G Ralph Cairney ('31, '32)
 F Dan Caldwell ('82)
 G Joe Cipriano ('53)
 G Irving Cook ('19, '20)
 F Ed Correll ('63)
 G J.R. Crawford ('23)
 G Norm Dalthorp ('46)
 F Jack Davidson ('16)
 G Justin Dentmon ('09)
 C James Edwards ('76, '77)
 G Bob Egge ('36)
 F Paul Fortier ('86)
 F Bob Galer ('34, '35)
 C Chuck Gilmur ('43)
 F Andra Griffin ('81)
 F Frank Guisness ('51, '52)
 F Bill Hanson ('60, '61, '62)
 F Steve Hawes ('72)
 F Bob Hesketh ('25)
 C Bob Houbregs ('51, '52, '53)
 F George Irvine ('70)
 G Alfred James ('28)
 G Bob Jorgenson ('45)
 G Hal Lee ('33, '34)
 F Ed Loverich ('37)
 C Todd MacCulloch ('98, '99)
 C Rich Manning ('93)
 F Doug McClary ('53)
 C Harold McClary ('29)
 G Bill Morris ('43, '44)
 G Dejoune Murray ('16)
 G Louie Nelson ('73)
 F Perry Nelson ('44)
 C Jack Nichols ('44, '47, '48)
 F Dean Parsons ('54, '55)
 F Quincy Pondexter ('10)
 G Eldridge Recasner ('88, '89, '90)
 G Nate Robinson ('04, '05)
 G Terrence Ross ('12)
 G Brandon Roy ('06)
 F Mark Sanford ('96, '97)
 F Detleg Schrempf ('84, '85)
 F Albert Schuss ('26)
 C Henry Sielk ('21)
 G Tre Simmons ('05)
 C Doug Smart ('57, '58, '59)
 F Monty Snider ('28)
 G Lou Soriano ('50)
 G Steve Staatz ('17)
 F Henry Swanson ('30, '31)
 G Bill Taylor ('44)
 G Isaiah Thomas ('09, '10, '11)
 C Chris Welp ('85, '86, '87)
 G Dick Welts ('24)
 F Sammy White ('48, '49)
 G C.J. Wilcox ('13, '14)
 G Nigel Williams-Goss ('15)
 F Doug Wrenn ('02)
 G Tony Wroten ('12)
 F Phil Zevenbergen ('87)
 G George Ziegenfuss ('39)

WASHINGTON STATE (36)

F Larry Beck ('56, '57)
 F Ron Bennink ('54, '55)
 F Gale Bishop ('43, '46)

G Roy Bohler ('17)
 F DeAngelo Casto ('11)
 F Don Collins ('80)
 C Gene Conley ('50)
 F Carlos Daniel ('98)
 G Rick Erickson ('70)
 G Isaac Fontaine ('96, '97)
 C Bob Gambold ('51)
 F Ed Gayda ('49, '50)
 C Huntley Gordon ('32)
 C Vince Hanson ('45, '48)
 F Steve Harriel ('83)
 F Mark Hendrickson ('95, '96)
 G DaVonté Lacy ('15)
 G Terrence Lewis ('92)
 C Paul Lindeman ('41)
 G Derrick Low ('07, '08)
 G Thomas Kelati ('05)
 F Jim McKean ('67, '68)
 G Art McLarney ('30)
 G Keith Morrison ('85, '86)
 F Brock Motum ('12, '13)
 C Ivar Nelson ('37)
 F Ivan Price ('17)
 G Bryan Rich ('80)
 G Taylor Rochestie ('09)
 F McClellan Rockey ('19, '20)
 G Bennie Seltzer ('93)
 F Bob Sheridan ('47)
 G Ray Sundquist ('41)
 G Klay Thompson ('10, '11)
 G Kyle Weaver ('07, '08)
 F Ted Wierman ('69)

IDAHO (11)

G Preston Brimhall ('48, '49)
 F Al Fox ('22, '23)
 G Bob Garrison ('54)
 F Harly Kruger ('52)
 F Frank McMillan ('29)
 G Harlan Melton ('55)
 G Bob Pritchett ('50)
 F Fred Quinn ('46)
 G Gary Simmons ('58)
 G Harold Telford ('23)
 F Ray Turner ('42)

MONTANA (0)

(None)

FOUR-TIME ALL-CONFERENCE SELECTIONS

Jason Kapono, UCLA ('00, '01, '02, '03)
 Ron Lee, ORE ('73, '74, '75, '76)
 Todd Lichti, STAN ('86, '87, '88, '89)
 Bob McKeen, CAL ('52, '53, '54, '55)

THREE-TIME ALL-CONFERENCE SELECTIONS

Lew Alcindor, UCLA ('67, '68, '69)
 Toby Bailey, UCLA ('96, '97, '98)
 Kimberly Belton, STAN ('78, '79, '80)
 Jon Brockman, WASH ('07, '08, '09)
 Don Collins, WSU ('78, '79, '80)
 Darren Collison, UCLA ('07, '08, '09)
 Ike Diogu, ASU ('03, '04, '05)
 Ed Durno, ORE ('19, '20, '21)
 Tyus Edney, UCLA ('93, '94, '95)
 Sean Elliott, ARIZ ('87, '88, '89)
 Kenny Fields, UCLA ('82, '83, '84)
 Jason Gardner, ARIZ ('00, '02, '03)
 A.C. Green, OSU ('83, '84, '85)
 David Greenwood, UCLA ('77, '78, '79)
 Brian Hendrick, CAL ('90, '91, '92)
 Chris Hernandez, STAN ('04, '05, '06)
 Bob Houbregs, WASH ('51, '52, '53)
 Casey Jacobsen, STAN ('00, '01, '02)
 Steve Johnson, OSU ('79, '80, '81)
 Adam Keefe, STAN ('90, '91, '92)
 Rich Kelley, STAN ('73, '74, '75)
 Brevin Knight, STAN ('95, '96, '97)
 Hank Luisetti, STAN ('36, '37, '38)
 Don MacLean, UCLA ('90, '91, '92)
 Harold Miner, USC ('90, '91, '92)
 Jack Nichols, WASH ('44, '47, '48)
 Ed O'Bannon, UCLA ('93, '94, '95)
 Gary Payton, OSU ('88, '89, '90)
 Blair Rasmussen, ORE ('83, '84, '85)
 Ephraim Rocha, OSU ('45, '46, '47)
 Charlie Sitton, OSU ('82, '83, '84)
 Doug Smart, WASH ('57, '58, '59)
 Damon Stoudamire, ARIZ ('93, '94, '95)
 John Tait, CAL ('22, '23, '24)
 Isaiah Thomas, WASH ('09, '10, '11)
 Bill Walton, UCLA ('72, '73, '74)
 Chris Welp, WASH ('85, '86, '87)
 Algot Westergren, ORE ('25, '26, '27)
 Andy Wolfe, CAL ('46, '47, '48)

1983-84

F Steve Beck, ASU
 F Derrick Dowell, USC
 C *Chris Welp, WASH
 G Chris Washington, CAL
 G Michael Tait, ARIZ
 G Kevin Johnson, CAL

1984-85

F *Leonard Taylor, CAL
 F Chris Sandle, ASU
 F Craig Jackson, UCLA
 G Anthony Taylor, ORE
 G Eric Knox, OSU

1985-86

F *Sean Elliott, ARIZ
 F Tom Lewis, USC
 G *Pooh Richardson, UCLA
 G Todd Lichti, STAN
 G Bo Kimble, USC

1986-87

F Bob Erbst, USC
 F Trevor Wilson, UCLA
 G *Gary Payton, OSU
 G Eldridge Recasner, WASH
 G Bryant Walton, CAL

1987-88

F *Ronnie Coleman, USC
 F Mike Hayward, WASH
 G Will Brantley, OSU
 G Ryan Drew, CAL
 G Gerald Madkins, UCLA

1988-89

F Adam Keefe, STAN
 F *Don MacLean, UCLA
 C Sean Rooks, ARIZ
 G Darrick Martin, UCLA
 G Matt Othick, ARIZ

1989-90

F Brian Hendrick, CAL
 F Tracy Murray, UCLA
 C Ed Stokes, ARIZ
 G *Harold Miner, USC
 G Bennie Seltzer, WSU

1990-91

F *Jamal Faulkner, ASU
 G Dwayne Fontana, ASU
 G Jordy Lyden, ORE
 G Khalid Reeves, ARIZ
 G Shon Tarver, UCLA

1991-92

F Mario Bennett, ASU
 F Lamond Murray, CAL
 F *Mark Pope, WASH
 G Tyus Edney, UCLA
 G Damon Stoudamire, ARIZ

1992-93

F Mark Hendrickson, WSU
 G Dion Cross, STAN
 G Burt Harris, USC
 G *Jason Kidd, CAL
 G Ron Riley, ASU

1993-94

F Charles O'Bannon, UCLA
 C Michael Stewart, CAL
 G Isaac Fontaine, WSU
 G *Brevin Knight, STAN
 G Kenya Wilkins, ORE

1994-95

G Toby Bailey, UCLA
 F *Tremaine Fowlkes, CAL
 F J.R. Henderson, UCLA
 F Mark Sanford, WASH
 C Tim Young, STAN

1995-96

F *Shareef Abdur-Rahim, CAL
 G Terik Brown, ORE
 C Todd MacCulloch, WASH
 C Jelani McCoy, UCLA
 F Mark Seaton, STAN

1996-97

F Corey Benjamin, OSU
 G *Mike Bibby, ARIZ
 G Carson Cunningham, OSU
 G Eddie House, ASU
 G Blake Pengelly, WSU

1997-98

F Jarron Collins, STAN
 G *Baron Davis, UCLA
 F Sean Lampley, CAL
 G Deandra Tanner, OSU
 G Earl Watson, UCLA

1998-99

G Senque Carey, WASH
 C Dan Gadzuric, UCLA
 F Richard Jefferson, ARIZ
 F JaRon Rush, UCLA
 F *Michael Wright, ARIZ

1999-00

G Gilbert Arenas, ARIZ
 G Jason Gardner, ARIZ
 F Brian Jackson, OSU
 G *Casey Jacobsen, STAN
 F *Jason Kapono, UCLA

2000-01

G Curtis Allen, WASH
 F T.J. Cummings, UCLA
 F Luke Jackson, ORE
 G Marcus Moore, WSU
 G *Luke Ridnour, ORE

2001-02

G Erick Craven, USC
 C Channing Frye, ARIZ
 C Jamal Sampson, CAL
 G *Salim Stoudamire, ARIZ
 C/F Amit Tamir, CAL

2002-03

G Hassan Adams, ARIZ
 C *Ike Diogu, ASU
 F Andre Iguodala, ARIZ
 G Richard Midgley, CAL
 G Nate Robinson, WASH

2003-04

F Trevor Ariza, UCLA
 G Aaron Brooks, ORE
 G/F Marquise Kately, CAL
 F *Leon Powe, CAL
 G Mustafa Shakur, ARIZ
 G Lodrick Stewart, USC

2004-05

G Arron Afflalo, UCLA
 G *Jordan Farmar, UCLA
 G Malik Hairston, ORE
 G Gabe Pruitt, USC
 G Bryce Taylor, ORE

2005-06

F Jon Brockman, WASH
 G Justin Dentmon, WASH
 F *L.R. Mbah a Moute, UCLA
 F Jeff Pendergraph, ASU
 F Marcus Williams, ARIZ

2006-07

F Ryan Anderson, CAL
 F *Chase Budinger, ARIZ
 F Taj Gibson, USC
 C Spencer Hawes, WASH
 F Brook Lopez, STAN
 G Tajuan Porter, ORE

2007-08

G Jerryd Bayless, ARIZ
 G James Harden, ASU
 F Davon Jefferson, USC
 C *Kevin Love, UCLA
 G O.J. Mayo, USC

2008-09

F DeAngelo Casto, WSU
 F DeMar DeRozan, USC
 G Jeremy Green, STAN
 G Jrue Holiday, UCLA
 G *Isaiah Thomas, WASH
 G Klay Thompson, WSU

2009-10

F Tyler Honeycutt, UCLA
 G Trent Lockett, ASU
 G Reggie Moore, WSU
 F Reeves Nelson, UCLA
 F *Derrick Williams, ARIZ

2010-11

G/F Anthony Brown, STAN
 G *Allen Crabbe, CAL
 G Maurice Jones, USC
 F Dwight Powell, STAN
 F Joshua Smith, UCLA
 G C.J. Wilcox, WASH

2011-12

G Spencer Dinwiddie, COLO
 G Nick Johnson, ARIZ
 F David Kravish, CAL
 G Chasson Randle, STAN
 G *Tony Wroten, WASH

2012-13

G Kyle Anderson, UCLA
 G *Jahii Carson, ASU
 G Damyean Dotson, ORE
 G/F *Shabazz Muhammad, UCLA
 F Josh Scott, COLO

2013-14

G Bryce Alford, UCLA
 F *Aaron Gordon, ARIZ
 F Rondae Hollis-Jefferson, ARIZ
 G Zach LaVine, UCLA
 G Nigel Williams-Goss, WASH

2014-15

F Jordan Bell, ORE
 F Dillion Brooks, ORE
 G Tra Holder, ASU
 F *Stanley Johnson, ARIZ
 F Kevon Looney, UCLA
 G Jordan McLaughlin, USC
 C Jakob Poeltl, UTAH

2015-16

F *Jaylen Brown, CAL
 G Tyler Dorsey, ORE
 G Dejounte Murray, WASH
 F Ivan Rabb, CAL
 G Allonzo Trier, ARIZ

* - Freshman of the Year

Honors selected by Pac-12 coaches.

**ALL-FRESHMEN/
 ALL-ROOKIE
 SELECTIONS BY
 SCHOOL**

1. UCLA.....	33
2. ARIZ.....	26
3. CAL	23
4. USC.....	18
WASH	18
6. STAN.....	16
7. ASU.....	13
ORE.....	13
OSU	13
10. WSU.....	11
11. COLO.....	2
12. UTAH	1

From 1980-81 - 1982-83, known as the All-Rookie Team and selected by Conference coaches.

From 1992-93 to 1998-99, the All-Newcomer team had been selected by Pac-12 radio play-by-play announcers. From 1999-2000 to 2005-06, the Newcomer of the Year was selected by the announcers and named the FRED HESSLER AWARD in honor of the late UCLA broadcaster.

1980-81

F Charlie Sitton, Fr., OSU
 F Sam Potter, Fr., CAL
 F Lester Conner, Jr., OSU
 C *John Revelli, Fr., STAN
 G Ken McFadden, Jr., WSU
 G Keith Jones, Fr., STAN

1981-82

F Wayne Carlander, Fr., USC
 F *Johnny Rodgers, Fr., STAN
 C A.C. Green, Fr., OSU
 G Ken Johnson, Fr., USC
 G Craig Ehlo, Jr., WSU

1982-83

F *Dave Butler, Fr., CAL
 F Ricky Brown, Fr., WSU
 C Reggie Rogers, Fr., WASH
 G Steve Woodside, Fr., OSU
 G Darryl Flowers, Fr., OSU

1983-84 - 1991-92

(No honors awarded)

1992-93

F Mustapha Hoff, Jr., OSU
 C Richard Petruska, Sr., UCLA
 G *Marcell Capers, Jr., ASU
 G Tony Harris, Jr., WSU
 G Prentiss Perkins, Jr., WASH

1993-94

F Sam Allen, Jr., WASH
 F Darryl Parker, Jr., ORE
 G Stephane Brown, Jr., OSU
 G *Isaac Burton, Jr., ASU
 G Michael McClain, So., WASH

1994-95

C Mike Amos, Jr., WASH
 G *Shamon Antrum, So., WSU
 G Ben Davis, Jr., ARIZ
 G Jason Hamilton, Jr., WASH
 F Vladimir Heredia, Jr., OSU
 G Jamal Lawrence, Jr., ORE

1995-96

G *Ed Gray, Jr., CAL
 G Markee Brown, Jr., OSU
 F Kyle Milling, Jr., ORE
 C Rob Ramaker, Jr., ORE
 F Rodger Farrington, Jr., ASU

1996-97

G Elias Ayuso, So., USC
 F Mike Batiste, So., ASU
 F Bennett Davison, Jr., ARIZ
 F *Rodrick Rhodes, Sr., USC
 F Terrill Woods, Jr., OSU

1997-98

G Geno Carlisle, Jr., CAL
 G Michael Gill, Jr., CAL
 G Thomas Kilgore, Jr., CAL
 F *Bobby Lazor, Jr., ASU
 F Adam Spanich, Jr., USC

1998-99

C *Brian Scalabrine, So., USC
 G Alex Scales, Jr., ORE
 G Josh Steinthal, So., OSU
 G Jan-Michael Thomas, Jr., WSU
 G Darius Wright, Jr., ORE

* - Newcomer of the Year

Newcomer of the Year

1992-93 Marcell Capers, G, ASU (Jr., Los Angeles, Calif.)
 1993-94 Isaac Burton, G, ASU (Jr., Los Angeles, Calif.)
 1994-95 Shamon Antrum, G, WSU (Jr., New Haven, Conn.)
 1995-96 Ed Gray, G, CAL (Jr., Riverside, Calif.)
 1996-97 Rodrick Rhodes, F, USC (Sr., Jersey City, N.J.)
 1997-98 Bobby Lazor, F, ASU (Jr., Norwich, N.Y.)
 1998-99 Brian Scalabrine, C, USC (So., Enumclaw, Wash.)
 1999-00 Loren Woods, C, ARIZ (Jr., St. Louis, Mo.)
 2000-01 J Locklier, C, WSU (Jr., Rock Hill, S.C.)
 2001-02 Doug Wrenn, F, WASH (So., Seattle, Wash.)
 2002-03 Andre Joseph, G, ORE (Jr., Houston, Texas)
 2003-04 Jeff McMillan, F, USC (Jr., Staten Island, N.Y.)
 2004-05 Nick DeWitz, F, OSU (Jr., Chandler, Ariz.)
 2005-06 Ryan Appleby, G, WASH (So., Stanwood, Wash.)

ALL-NEWCOMER SELECTIONS BY SCHOOL

1. OSU12
2. WASH8
3. ORE7
- USC7
5. CAL6
- WSU6
7. ASU5
8. ARIZ3
- STAN3
10. UCLA1

PAC-12 ALL-DEFENSIVE

2007-08

G Darren Collison, UCLA
 F Taj Gibson, USC
 C Robin Lopez, STAN
 G Kyle Weaver, WSU
 G *Russell Westbrook, UCLA

2008-09

C/F Alfred Aboya, UCLA
 G Darren Collison, UCLA
 F *Taj Gibson, USC
 G Daniel Hackett, USC
 F Jordan Hill, ARIZ

2009-10

F DeAngelo Casto, WSU
 G Jorge Guterrez, CAL
 F Justin Holiday, WASH
 G Venoy Overton, WASH
 G *Seth Tarver, OSU

2010-11

F DeAngelo Casto, WSU
 G Jared Cunningham, OSU
 G Jorge Guterrez, CAL
 G Malcolm Lee, UCLA
 G *Marcus Simmons, USC

2011-12

G Jared Cunningham, OSU
 G Kyle Fogg, ARIZ
 G *Jorge Guterrez, CAL
 C Aziz N'Diaye, WASH
 F André Roberson, COLO

2012-13

G Jordan Bachynski, ASU
 G Carrick Felix, ASU
 F Josh Huestis, STAN
 C Arsalan Kazemi, ORE
 F *André Roberson, COLO

2013-14

G *Jordan Bachynski, ASU
 F Josh Huestis, STAN
 G Nick Johnson, ARIZ
 G T.J. McConnell, ARIZ
 G Delon Wright, UTAH

2014-15

F Jordan Bell, ORE
 F Rondae Hollis-Jefferson, ARIZ
 G T.J. McConnell, ARIZ
 G *Gary Payton II, OSU
 G Delon Wright, UTAH

2015-16

F Chris Boucher, ORE
 G *Gary Payton II, OSU
 F Josh Scott, COLO
 G Brandon Taylor, UTAH
 C Kaleb Tarczewski, ARIZ

* - Defensive Player of the Year

Honors selected by Pac-12 coaches.

ALL-DEFENSIVE SELECTIONS BY SCHOOL

1. ARIZ7
2. OSU5
- UCLA5
4. USC4
5. ASU3
- CAL3
- COLO3
- ORE3
- STAN3
- UTAH3
- WASH3
- WSU3

1985-86

Keith Balderston, ORE
 Dave Butler, CAL
 Steve Kerr, ARIZ
 Novian Whitsitt, STAN
 Steve Woodside, OSU

1986-87

Keith Balderston, ORE
 Dave Butler, CAL
 Dave Immel, UCLA
 Brian Quinnett, WSU
 Novian Whitsitt, STAN

1987-88

Keith Balderston, ORE
 Steve Kerr, ARIZ
 Todd Lichti, STAN
 Bill Sherwood, OSU
 Terry Taylor, STAN

1988-89

Matt Muehlebach, ARIZ
 Brian Quinnett, WSU
 Eric Reveno, STAN
 Terry Taylor, STAN
 Andrew Vlahov, STAN

1989-90

Teo Alibegovic, OSU
 Kenny Ammann, STAN
 Matt Muehlebach, ARIZ
 John Patrick, STAN
 David Sanders, WSU

1990-91

Teo Alibegovic, OSU
 Kenny Ammann, STAN
 Matt Anderson, ASU
 Matt Muehlebach, ARIZ
 John Patrick, STAN

1991-92

Peter Dukes, STAN
 Paul Garrett, STAN
 Jon Mitchell, ORE
 Dale Reed, WSU
 Jason Weaver, STAN

1992-93

Peter Dukes, STAN
 Jon Mitchell, ORE
 Brett Pagett, WASH
 Richard Petruska, UCLA
 Mark Pope, WASH

1993-94

Scott Didrickson, WASH
 Kevin Flanagan, ARIZ
 Jon Mitchell, ORE
 Damaine Powell, USC
 George Zidek, UCLA

1994-95

David Harbour, STAN
 *Jon Mitchell, ORE
 J.D. Vetter, OSU
 David Viik, WSU
 George Zidek, UCLA

1995-96

Carlos Daniel, WSU
 David Harbour, STAN
 Rich Jackson, STAN
 Ty Reuter, USC
 J.D. Vetter, OSU

1996-97

Carlos Daniel, WSU
 Rich Jackson, STAN
 Cameron Johnson, WSU
 Todd MacCulloch, WASH
 Bob Myers, UCLA

1997-98

Carlos Daniel, WSU
 Bobby Lazor, ASU
 Todd MacCulloch, WASH
 A.D. Smith, ORE
 Chris Thompson, WASH

1998-99

Will Hutchens, WSU
 Bobby Lazor, ASU
 Todd MacCulloch, WASH
 Mark Madsen, STAN
 A.D. Smith, ORE

1999-00

Jason Heide, OSU
 Mark Madsen, STAN
 A.D. Smith, ORE
 Josh Steinthal, OSU
 Chris Walcott, WASH

2000-01

Eugene Edgeron, ARIZ
 Ryan Forehan-Kelly, CAL
 Dennis Gates, CAL
 Morgan Lingle, CAL
 Shawn Redhage, ASU

2001-02

Curtis Borhardt, STAN
 Dennis Gates, CAL
 Ben Lindquist, ORE
 J Locklier, WSU
 Shawn Redhage, ASU

2002-03

Justin Allen, ASU
 Joe Kirchofer, STAN
 Shawn Redhage, ASU
 Nick Robinson, STAN
 Amit Tamir, CAL

2003-04

First Team
 Dan Grunfeld, STAN
 Rob Little, STAN
 Jason Ranne, ARIZ
 Nick Robinson, STAN
 Amit Tamir, CAL
Second Team
 Justin Allen, ASU
 Jay Anderson, ORE
 A.J. Diggs, CAL
 Chris Hernandez, STAN
 Andre Iguodala, ARIZ

2004-05

First Team
 Dan Grunfeld, STAN
 Jim Hanchett, OSU
 Chris Hernandez, STAN
 Rob Little, STAN
 Nick Robinson, STAN
Second Team
 Wilfried Fameni, ASU
 Hans Gasser, WASH
 Jason Haas, STAN
 Lamar Hurd, OSU
 Jordan Kent, ORE
 Alexander Pribble, CAL

2005-06

First Team
 Robbie Cowgill, WSU
 Dan Grunfeld, STAN
 Chris Hernandez, STAN
 Lamar Hurd, OSU
 Alex Pribble, CAL
Second Team
 Taj Finger, STAN
 Hans Gasser, WASH
 Chad Goldstein, ASU
 Jordan Kent, ORE
 Peter Prowitt, STAN

2006-07

First Team
 Aron Baynes, WSU
 Robbie Cowgill, WSU
 Daven Harmeling, WSU
 Alex Pribble, CAL
 Peter Prowitt, STAN
Second Team
 Alfred Aboya, UCLA
 Taj Finger, STAN
 Hans Gasser, WASH
 Angelo Tsagarakis, OSU
 Carlton Weatherby, STAN
 Ryan Wright, UCLA

2007-08

First Team
 Brett Brielmaier, ARIZ
 Robbie Cowgill, WSU
 Taj Finger, STAN
 Daven Harmeling, WSU
 Taylor Rochestie, WSU
Second Team
 Alfred Aboya, UCLA
 Aron Baynes, WSU
 Nikola Knezevic, CAL
 Nikola Koprivica, WSU
 Roeland Schaftenaar, OSU

2008-09

First Team
 Aron Baynes, WSU
 Derek Glasser, ASU
 Daven Harmeling, WSU
 Nikola Koprivica, WSU
 Taylor Rochestie, WSU
Second Team
 Nikola Knezevic, CAL
 Rihards Kuksiks, ASU
 Roeland Schaftenaar, OSU
 Drew Shiller, STAN
 Jordan Wilkes, CAL

2009-10

First Team
 Mustafa Abdul Hamid, UCLA
 Landry Fields, STAN
 Nikola Koprivica, WSU
 Roeland Schaftenaar, OSU
 Drew Shiller, STAN
Second Team
 Jorge Guiterrez, CAL
 Malcolm Lee, UCLA
 Abe Lodwick, WSU
 Garrett Sim, ORE
 Jack Trotter, STAN

2010-11

First Team
 Angus Brandt, OSU
 Trent Lockett, ASU
 Abe Lodwick, WSU
 Rhys Murphy, OSU
 Jack Trotter, STAN
Second Team
 Nicholas Fearn, ORE
 Jorge Gutierrez, CAL
 Harper Kamp, CAL
 Josh Owens, STAN
 Garrett Sim, ORE

2011-12

First Team
 Sabatino Chen, COLO
 John Gage, STAN
 Trent Lockett, ASU
 Rhys Murphy, OSU
 Jack Trotter, STAN
Second Team
 Harper Kamp, CAL
 Abe Lodwick, WSU
 Josh Owens, STAN
 Patrick Simon, WSU
 Andrew Zimmerman, STAN

2012-13

First Team
 Sabatino Chen, COLO
 Carrick Felix, ASU
 John Gage, STAN
 Robbie Lemons, STAN
 Jeremy Olsen, UTAH
Second Team
 Andy Brown, STAN
 Shane Harris-Tunks, COLO
 Stefan Nastic, STAN
 Dwight Powell, STAN
 Chasson Randle, STAN

2013-14

First Team
 Anthony Brown, STAN
 John Gage, STAN
 Robbie Lemons, STAN
 Jeremy Olsen, UTAH
 Brandon Taylor, UTAH
Second Team
 Angus Brandt, OSU
 Chass Bryan, USC
 Junior Longrus, WSU
 Stefan Nastic, STAN
 Chasson Randle, STAN

2014-15

First Team
 Bo Barnes, ASU
 Jeremy Olsen, UTAH
 Chasson Randle, STAN
 Brandon Taylor, UTAH
 Nigel Williams-Goss, WASH
Second Team
 Anthony Brown, STAN
 Austin Eastman, UTAH
 Josh Hawkinson, WSU
 Junior Longrus, WSU
 Stefan Nastic, STAN

2015-16

First Team
 Casey Benson, ORE
 Josh Hawkinson, WSU
 Junior Longrus, WSU
 Dorian Pickens, STAN
 Brandon Taylor, UTAH
Second Team
 Stephen Domingo, CAL
 Malcolm Duvivier, OSU
 Valentine Izundu, WSU
 Ny Redding, WSU
 Thomas Welsh, UCLA

* - Only four-time selection

ALL-ACADEMIC SELECTIONS BY SCHOOL

(Total selections)

1. STAN 62
2. WSU 35
3. CAL 19
- OSU 19
5. ORE 17
6. ASU 15
7. ARIZ 10
- UCLA 10
- WASH 10
10. UTAH 7
11. COLO 3
- USC 3

1983-84

11/28 Butch Hays (Sr.), CAL
 12/5 John Revelli (Sr.), STAN
 12/12 Blair Rasmussen (Jr.), ORE
 12/19 Kenny Fields (Sr.), UCLA
 12/27 Dave Butler (So.), CAL
 1/3 A.C. Green (Jr.), OSU
 1/9 Ralph Jackson (Sr.), UCLA
 1/16 Blair Rasmussen (Jr.), ORE
 1/23 Wayne Carlander (Jr.), USC
 1/30 Chris Harper (Jr.), ORE
 2/6 Detlef Schrempf (Jr.), WASH
 2/13 Greg Trapp (Jr.), ORE
 2/20 Keith Jones (Sr.), STAN
 Charlie Sitton (Sr.), OSU
 2/27 Pete Williams (Jr.), ARIZ
 3/5 Ralph Jackson (Sr.), UCLA
 3/12 A.C. Green (Jr.), OSU
 Charlie Sitton (Sr.), OSU

1984-85

12/3 Detlef Schrempf (Sr.), WASH
 12/10 Chris Sandle (Fr.), ASU
 12/17 A.C. Green (Sr.), OSU
 12/31 A.C. Green (Sr.), OSU
 1/7 Eddie Smith (Sr.), ARIZ
 1/14 Bobby Thompson (Sr.), ASU
 1/21 Wayne Carlander (Sr.), USC
 1/28 Nigel Miguel (So.), UCLA
 2/4 Kevin Johnson (So.), CAL
 2/11 Wayne Carlander (Sr.), USC
 2/18 Blair Rasmussen (Sr.), ORE
 2/25 Reggie Miller (Fr.), UCLA
 3/4 Blair Rasmussen (Sr.), ORE
 Wayne Carlander (Sr.), USC
 3/11 Pete Williams (Sr.), ARIZ

1985-86

12/2 Reggie Miller (So.), UCLA
 12/9 Tom Lewis (Fr.), USC
 12/16 Darrin Houston (Sr.), OSU
 12/23 Jerry Adams (Sr.), ORE
 12/30 Steve Kerr (So.), ARIZ
 1/6 Jose Ortiz (Jr.), OSU
 1/13 Chris Welp (Jr.), WASH
 1/20 Chris Welp (Jr.), WASH
 1/27 Dave Butler (Sr.), CAL
 2/3 Howard Wright (Fr.), STAN
 2/10 Reggie Miller (So.), UCLA
 2/17 Arthur Thomas (Jr.), ASU
 2/24 Jerry Adams (Sr.), ORE
 3/3 Kevin Johnson (Jr.), CAL
 3/10 Jerry Adams (Sr.), ORE

1986-87

12/1 Jose Ortiz (Sr.), OSU
 12/8 Reggie Miller (Jr.), UCLA
 12/15 Dwayne Scholten (Sr.), WSU
 12/22 Joe Wallace (Sr.), WSU
 12/30 Leonard Taylor (Jr.), CAL
 1/5 Anthony Taylor (Jr.), ORE
 1/12 Montel Hatcher (Sr.), UCLA
 1/19 Craig McMillan (Jr.), ARIZ
 1/26 Jose Ortiz (Sr.), OSU
 2/2 Chris Welp (Sr.), WASH
 2/9 Joe Wallace (Sr.), WSU
 2/16 Dave Butler (Sr.), CAL
 2/23 Sean Elliott (So.), ARIZ
 3/2 Reggie Miller (Jr.), UCLA

1987-88

11/30 Todd Lichti (Jr.), STAN
 12/7 Sean Elliott (Jr.), ARIZ
 12/14 Steve Kerr (Sr.), ARIZ

12/21 Steve Kerr (Sr.), ARIZ
 1/4 Sean Elliott (Jr.), ARIZ
 1/11 Eric Knox (Jr.), OSU
 1/18 David Sanders (So.), WSU
 1/25 Eldridge Recasner (So.), WASH
 2/1 Trevor Wilson (So.), UCLA
 2/8 Howard Wright (Jr.), STAN
 2/15 Ryan Drew (Fr.), CAL
 2/22 Sean Elliott (Jr.), ARIZ
 2/29 Gary Payton (So.), OSU
 3/7 Gary Payton (So.), OSU

1988-89

11/28 Gary Payton (Jr.), OSU
 12/5 Don MacLean (Fr.), UCLA
 12/12 Sean Elliott (Sr.), ARIZ
 12/19 Mark West (Jr.), WASH
 1/3 Todd Lichti (Sr.), STAN
 1/9 Todd Lichti (Sr.), STAN
 1/16 Anthony Cook (Sr.), ARIZ
 1/23 Gary Payton (Jr.), OSU
 1/30 Brian Quinnett (Sr.), WSU
 2/6 Todd Lichti (Sr.), STAN
 2/13 Gary Payton (Jr.), OSU
 2/20 Sean Elliott (Sr.), ARIZ
 2/27 Howard Wright (Sr.), STAN
 3/6 Anthony Cook (Sr.), ARIZ

1989-90

11/27 Jud Buechler (Sr.), ARIZ
 12/4 Gary Payton (Sr.), OSU
 12/11 Gary Payton (Sr.), OSU
 12/18 Adam Keefe (So.), STAN
 1/2 Gary Payton (Sr.), OSU
 1/9 Alex Austin (Sr.), ASU
 1/16 Brian Henrick (Fr.), CAL
 1/22 Adam Keefe (So.), STAN
 1/29 Don MacLean (So.), UCLA
 2/5 Harold Miner (Fr.), USC
 2/12 Jud Buechler (Sr.), ARIZ
 2/19 Keith Smith (Sr.), CAL
 2/26 Gary Payton (Sr.), OSU
 3/5 Harold Miner (Fr.), USC

1990-91

11/26 Chris Mills (So.), ARIZ
 12/3 Don MacLean (Jr.), UCLA
 12/10 Terrell Brandon (Jr.), ORE
 12/17 Harold Miner (So.), USC
 12/31 Terrell Brandon (Jr.), ORE
 1/7 Teo Alibegovic (Sr.), OSU
 1/14 Adam Keefe (Jr.), STAN
 1/21 Chris Mills (So.), ARIZ
 1/28 Doug Meekins (Jr.), WASH
 2/4 Adam Keefe (Jr.), STAN
 2/11 Brian Williams (Jr.), ARIZ
 2/18 Billy Dreher (So.), CAL
 2/25 Harold Miner (So.), USC
 3/5 Dion Brown (Sr.), WASH
 3/11 Matt Muehlebach (Sr.), ARIZ

1991-92

11/26 Neil Derrick (Sr.), WSU
 12/2 Chad Scott (Jr.), OSU
 12/9 Chris Mills (Jr.), ARIZ
 12/16 Adam Keefe (Sr.), STAN
 12/23 Harold Miner (Jr.), USC
 12/30 Peter Dukes (Jr.), STAN
 Chad Scott (Jr.), OSU
 1/6 Don MacLean (Sr.), UCLA
 1/13 Don MacLean (Sr.), UCLA
 1/20 Jamal Faulkner (So.), ASU
 1/27 Harold Miner (Jr.), USC
 2/3 Duane Cooper (Sr.), USC

2/10 Adam Keefe (Sr.), STAN
 Antoine Stoudamire (So.), ORE
 2/17 Scott Haskin (Jr.), OSU
 2/24 Mario Bennett (Fr.), ASU
 3/2 Harold Miner (Jr.), USC
 3/9 Bennie Seltzer (Jr.), WSU
 3/16 Don MacLean (Sr.), UCLA

1992-93

12/7 Ed O'Bannon (So.), UCLA
 12/14 Chris Mills (Sr.), ARIZ
 12/21 Bennie Seltzer (Sr.), WSU
 1/4 Dwayne Fontana (Jr.), ASU
 1/11 Chris Mills (Sr.), ARIZ
 Scott Haskin (Sr.), OSU
 1/18 Scott Haskin (Sr.), OSU
 1/25 Ed Stokes (Sr.), ARIZ
 2/1 Stevin Smith (Jr.), ASU
 2/8 Mark Hendrickson (Fr.), WSU
 2/15 Shon Tarver (Jr.), UCLA
 2/22 Chris Mills (Sr.), ARIZ
 3/1 Rodney Chatman (Sr.), USC
 3/15 Chris Mills (Sr.), ARIZ

1993-94

12/6 Damon Stoudamire (Jr.), ARIZ
 12/13 Jason Kidd (So.), CAL
 12/20 George Zidek (Jr.), UCLA
 1/3 Khalid Reeves (Sr.), ARIZ
 Jan 11 Lamond Murray (Jr.), CAL
 1/17 Lamond Murray (Jr.), CAL
 1/24 Tyus Edney (Jr.), UCLA
 1/31 Jason Kidd (So.), CAL
 2/7 Maurice Woods (Sr.), WASH
 2/14 Khalid Reeves (Sr.), ARIZ
 2/21 Orlando Williams (Jr.), ORE
 2/28 Khalid Reeves (Sr.), ARIZ
 3/7 Lamond Murray (Jr.), CAL
 3/14 Eddie Hill (Sr.), WSU

1994-95

12/5 Ed O'Bannon (Sr.), UCLA
 12/12 Brent Barry (Sr.), OSU
 12/19 Ed O'Bannon (Sr.), UCLA
 1/2 Kenya Wilkins (So.), ORE
 1/9 Donminic Ellison (So.), WSU
 1/16 Damon Stoudamire (Sr.), ARIZ
 1/23 Mark Hendrickson (Jr.), WSU
 1/30 Tremaine Fowlkes (Fr.), CAL
 2/6 Brevin Knight (So.), STAN
 2/13 Mario Bennett (Jr.), ASU
 2/20 Ed O'Bannon (Sr.), UCLA
 2/27 Ed O'Bannon (Sr.), UCLA
 3/6 Brent Barry (Sr.), OSU
 3/13 Mario Bennett (Jr.), ASU

1995-96

12/4 Joseph Blair (Sr.), ARIZ
 12/11 Jelani McCoy (Fr.), UCLA
 12/18 Ed Gray (Jr.), CAL
 1/2 Toby Bailey (So.), UCLA
 1/8 Shareef Abdur-Rahim (Fr.), CAL
 1/15 Kris Johnson (So.), UCLA
 1/22 Ben Davis (Sr.), ARIZ
 1/29 Mark Sanford (So.), WASH
 2/5 Brevin Knight (Jr.), STAN
 2/12 Miles Simon (So.), ARIZ
 2/19 Kenya Wilkins (Jr.), ORE
 2/26 Ed Gray (Jr.), CAL
 3/4 Shareef Abdur-Rahim (Fr.), CAL
 3/11 David Harbour (Sr.), STAN

1996-97

12/2 Ed Gray (Sr.), CAL
 12/9 Kenya Wilkins (Sr.), ORE
 12/16 Michael Dickerson (Jr.), ARIZ
 12/23 Kenya Wilkins (Sr.), ORE
 1/6 Rodrick Rhodes (Sr.), USC
 1/13 Brevin Knight (Sr.), STAN
 1/20 Corey Benjamin (Fr.), OSU
 1/27 Ed Gray (Sr.), CAL
 2/3 Mark Sanford (Jr.), WASH
 2/10 Miles Simon (Jr.), ARIZ
 Stais Boseman (Sr.), USC
 2/17 Charles O'Bannon (Sr.), UCLA
 2/24 Ed Gray (Sr.), CAL
 Toby Bailey (Jr.), UCLA
 3/3 Michael Dickerson (Jr.), ARIZ
 3/10 Tim Young (So.), STAN

1997-98

12/1 Todd MacCulloch (Jr.), WASH
 12/8 Mark Madsen (So.), STAN
 12/15 Jason Terry (Jr.), ARIZ
 12/22 J.R. Henderson (Sr.), UCLA
 1/6 Miles Simon (Sr.), ARIZ
 1/12 Michael Dickerson (Sr.), ARIZ
 1/19 Todd MacCulloch (Jr.), WASH
 1/26 Corey Benjamin (So.), OSU
 2/2 Mike Bibby (So.), ARIZ
 2/9 Jeremy Veal (Sr.), ASU
 2/16 Donald Watts (Jr.), WASH
 2/23 Sean Marks (Sr.), CAL
 3/2 Toby Bailey (Sr.), UCLA
 3/8 Gary Johnson (Sr.), USC

1998-99

11/30 Deon Lutton (Jr.), WASH
 12/7 Geno Carlisle (Sr.), CAL
 12/14 Jan-Michael Thomas (Jr.), WSU
 12/21 Eddie House (Jr.), ASU
 1/5 Baron Davis (So.), UCLA
 1/11 Deaundra Tanner (So.), OSU
 1/18 Todd MacCulloch (Sr.), WASH
 1/25 Baron Davis (So.), UCLA
 2/1 Jason Terry (Sr.), ARIZ
 2/8 Deon Lutton (Jr.), WASH
 2/15 Darius Wright (Jr.), ORE
 2/22 Jason Terry (Sr.), ARIZ
 3/1 Arthur Lee (Sr.), STAN
 3/7 Jason Terry (Sr.), ARIZ

1999-2000

11/27 Jason Collins (Fr.), STAN
 12/6 Michael Wright (So.), ARIZ
 12/13 Brian Scalabrine (Jr.), USC
 12/20 Eddie House (Sr.), ASU
 1/3 Eddie House (Sr.), ASU
 1/10 Eddie House (Sr.), ASU
 1/17 Loren Woods (Jr.), ARIZ
 1/24 David Bluthenthal (So.), USC
 1/31 A.D. Smith (Sr.), ORE
 2/7 Loren Woods (Jr.), ARIZ
 2/14 Mark Madsen (Sr.), STAN
 2/21 Eddie House (Sr.), ASU
 2/28 Earl Watson (Jr.), UCLA
 3/6 Alex Scales (Sr.), ORE
 3/13 Jeff Trepagnier (Jr.), USC

2000-01

11/27 Michael Wright (Jr.), ARIZ
 12/4 Luke Walton (So.), ARIZ
 12/11 David Bluthenthal (Jr.), USC
 12/18 Bryan Bracey (Sr.), ORE
 1/3 Sam Clancy (Jr.), USC
 1/8 Jarron Collins (Sr.), STAN

Jason Collins (Jr.), STAN
 1/16 Jason Kapono (So.), UCLA
 1/22 Gilbert Arenas (So.), ARIZ
 1/29 Sean Lampley (Sr.), CAL
 2/5 Awvee Storey (Jr.), ASU
 2/12 Sean Lampley (Sr.), CAL
 2/19 Gilbert Arenas (So.), ARIZ
 2/26 Sean Lampley (Sr.), CAL
 3/5 Casey Jacobsen (So.), STAN
 3/12 Loren Woods (Sr.), ARIZ

2001-02

11/26 Jason Gardner (Jr.), ARIZ
 12/3 Curtis Allen (So.), WASH
 12/10 Marcus Moore (Jr.), WSU
 12/17 Joe Shipp (Jr.), CAL
 1/7 Chad Prewitt (Sr.), ASU
 1/14 Matt Barnes (Sr.), UCLA
 1/21 Luke Walton (Jr.), ARIZ
 1/28 Philip Ricci (Jr.), OSU
 2/4 Casey Jacobsen (Jr.), STAN
 2/11 Amit Tamir (Fr.), CAL
 2/18 David Bluthenthal (Sr.), USC
 2/25 Frederick Jones (Sr.), ORE
 3/4 Curtis Borchardt (Jr.), STAN

2002-03

12/2 Luke Ridnour (Jr.), ORE
 12/9 Luke Jackson (Jr.), ORE
 12/16 Jason Gardner (Sr.), ARIZ
 1/6 Jason Kapono (Sr.), UCLA
 1/13 Joe Shipp (Sr.), CAL
 1/20 Joe Shipp (Sr.), CAL
 1/27 Jason Gardner (Sr.), ARIZ
 2/3 Brian Jackson (Sr.), OSU
 2/10 Brian Wethers (Sr.), CAL
 2/17 Ike Diogu (Fr.), ASU
 2/24 Channing Frye (So.), ARIZ
 3/3 Salim Stoudamire (So.), ARIZ
 3/10 Tommy Smith (Sr.), ASU

2003-04

12/1 Chris Hernandez (So.), STAN
 12/8 Matt Lottich (Sr.), STAN
 12/15 Hassan Adams (So.), ARIZ
 12/22 Matt Lottich (Sr.), STAN
 1/5 Janou Rubin (Jr.), UCLA
 1/12 Josh Childress (Jr.), STAN
 1/19 Desmon Farmer (Sr.), USC
 1/26 Leon Powe (Fr.), CAL
 2/2 Nate Robinson (So.), WASH
 2/9 Richard Midgely (So.), CAL
 2/16 Salim Stoudamire (Jr.), ARIZ
 2/23 David Lucas (Jr.), OSU
 2/28 Brandon Roy (So.), WASH
 3/8 Luke Jackson (Sr.), ORE

2004-05

11/29 Nate Robinson (Jr.), WASH
 12/6 Ike Diogu (Jr.), ASU
 12/13 Jordan Farmar (Fr.), UCLA
 12/20 Dijon Thompson (Sr.), UCLA
 1/3 David Lucas (Sr.), OSU
 1/10 Ike Diogu (Jr.), ASU
 1/17 Salim Stoudamire (Sr.), ARIZ
 1/24 Dan Grunfeld (Jr.), STAN
 1/31 Thomas Kelati (Sr.), WSU
 2/7 Ike Diogu (Jr.), ASU
 2/14 David Lucas (Sr.), OSU
 2/21 Salim Stoudamire (Sr.), ARIZ
 2/28 Tre Simmons (Sr.), WASH
 3/7 Salim Stoudamire (Sr.), ARIZ

2005-06

11/29 DeVon Hardin (So.), CAL
 12/5 Leon Powe (So.), CAL
 12/12 Gabe Pruitt (So.), USC
 12/19 Chris Stephens (Sr.), OSU
 12/26 Hassan Adams (Sr.), ARIZ
 1/2 Hassan Adams (Sr.), ARIZ
 1/9 Josh Akognon (So.), WSU
 1/16 Bobby Jones (Sr.), WASH
 1/23 Matt Haryasz (Sr.), STAN
 1/30 Matt Haryasz (Sr.), STAN
 2/6 Chris Hernandez (Sr.), STAN
 2/13 Brandon Roy (Sr.), WASH
 2/20 Brandon Roy (Sr.), WASH
 2/27 Brandon Roy (Sr.), WASH
 3/6 Arron Afflalo (So.), UCLA

2006-07

11/20 Chase Budinger (Fr.), ARIZ
 11/27 Darren Collison (So.), UCLA
 12/4 Josh Shipp (So.), UCLA
 12/11 Daven Harmeling (So.), WSU
 12/18 Bryce Taylor (Jr.), ORE
 12/26 Spencer Hawes (Fr.), WASH
 1/1 Ivan Radenovic (Sr.), ARIZ
 1/7 Aaron Brooks (Sr.), ORE
 1/15 Anthony Goods (So.), STAN
 1/22 Nick Young (Jr.), USC
 1/29 Brook Lopez (Fr.), STAN
 2/5 Daven Harmeling (So.), WSU
 2/12 Jon Brockman (So.), WASH
 2/19 Darren Collison (So.), UCLA
 2/26 Tajuan Porter (Fr.), ORE
 3/5 Ivan Radenovic (Sr.), ARIZ

2007-08

11/19 Jon Brockman (Jr.), WASH
 11/26 Kevin Love (Fr.), UCLA
 12/3 Ryan Anderson (So.), CAL
 12/10 Jordan Hill (So.), ARIZ
 12/17 Ty Abbott (Fr.), ASU
 12/24 Jon Brockman (Jr.), WASH
 12/31 Jerome Randle (So.), CAL
 1/7 James Harden (Fr.), ASU
 1/14 Kevin Love (Fr.), UCLA
 1/21 Jon Brockman (Jr.), WASH
 1/28 Kevin Love (Fr.), UCLA
 2/4 Ryan Anderson (So.), CAL
 2/11 Jeff Pendergraph (Jr.), ASU
 2/18 Jerryd Bayless (Fr.), ARIZ
 2/25 O.J. Mayo (Fr.), USC
 3/3 Brook Lopez (So.), STAN
 3/10 Taj Gibson (So.), USC

2008-09

11/17 Darren Collison (Sr.), UCLA
 11/24 James Harden (So.), ASU
 12/1 James Harden (So.), ASU
 12/8 Dwight Lewis (Jr.), USC
 12/15 Jordan Hill (Jr.), ARIZ
 12/22 Jerome Randle (Jr.), CAL
 12/29 Jamelle Horne (So.), ARIZ
 1/5 Patrick Christopher (Jr.), CAL
 1/12 Patrick Christopher (Jr.), CAL
 1/19 Lawrence Hill (Sr.), STAN
 1/26 Roeland Schaffenaar (Jr.), OSU
 2/2 Chase Budinger (Jr.), ARIZ
 2/9 Alfred Aboya (Sr.), UCLA
 2/16 Nic Wise (Jr.), ARIZ
 2/23 Taylor Rochestie (Sr.), WSU
 3/2 Jon Brockman (Sr.), WASH
 3/9 Josh Shipp (Sr.), UCLA

2009-10

11/16 Quincy Pondexter (Sr.), WASH
 11/23 Klay Thompson (So.), WSU
 11/30 Klay Thompson (So.), WSU
 12/7 Quincy Pondexter (Sr.), WASH
 12/14 Patrick Christopher (Sr.), CAL
 12/21 Alex Stepheson (Jr.), USC
 12/28 Mike Gerrity (Sr.), USC
 1/4 Michael Dunigan (So.), ORE
 1/11 Ty Abbott (Jr.), ASU
 1/18 Quincy Pondexter (Sr.), WASH
 1/25 Landry Fields (Sr.), STAN
 2/1 Nic Wise (Sr.), ARIZ
 2/8 Quincy Pondexter (Sr.), WASH
 2/15 Jerome Randle (Sr.), CAL
 2/22 Landry Fields (Sr.), STAN
 3/1 Jamal Boykin (Sr.), CAL
 3/8 Quincy Pondexter (Sr.), WASH

2010-11

11/22 Reeves Nelson (So.), UCLA
 11/29 Klay Thompson (Jr.), WSU
 12/6 Derrick Williams (So.), ARIZ
 12/13 Klay Thompson (Jr.), WSU
 12/20 Reeves Nelson (So.), UCLA
 12/27 Jio Fontan (Jr.), USC
 1/3 M. Bryan Amaning (Sr.), WASH
 1/10 Isaiah Thomas (Jr.), WASH
 1/17 Derrick Williams (So.), ARIZ
 1/24 Isaiah Thomas (Jr.), WASH
 1/31 Lamont Jones (So.), ARIZ
 2/7 Joevan Catron (Sr.), ORE
 2/14 Isaiah Thomas (Jr.), WASH
 2/21 Derrick Williams (So.), ARIZ
 2/28 Nikola Vucevic (Jr.), USC
 3/7 Ty Abbott (Sr.), ASU

2011-12

11/14 C.J. Wilcox (So.), WASH
 11/21 Jared Cunningham (Jr.), OSU
 11/28 Maurice Jones (So.), USC
 12/5 Solomon Hill (Jr.), ARIZ
 12/12 Brock Motum (Jr.), WSU
 12/19 Ahmad Starks (So.), OSU
 12/26 Solomon Hill (Jr.), ARIZ
 1/2 Tony Wroten (Fr.), WASH
 1/9 Carlton Brown (Sr.), COLO
 1/16 Terrence Ross (So.), WASH
 1/23 Faisal Aden (Sr.), WSU
 1/30 Jared Cunningham (Jr.), OSU
 2/6 Kyle Fogg (Sr.), ARIZ
 2/13 E.J. Singler (Jr.), ORE
 2/20 Justin Cobb (So.), CAL
 2/27 Kyle Fogg (Sr.), ARIZ
 3/5 Lazerix Jones (Sr.), UCLA

2012-13

11/12 Ahmad Starks (Jr.), OSU
 11/19 Askia Booker (So.), COLO
 11/26 Justin Cobbs (Jr.), CAL
 12/3 Carrick Felix (Sr.), ASU
 12/10 Brock Motum (Sr.), WSU
 12/17 André Roberson (Jr.), COLO
 12/24 Eric Moreland (So.), OSU
 12/31 Shabazz Muhammad (Fr.), UCLA
 1/7 Carrick Felix (Sr.), ASU
 1/14 C.J. Wilcox (Jr.), WASH
 1/21 Mark Lyons (Sr.), ARIZ
 1/28 Carrick Felix (Sr.), ASU
 2/4 Josh Huestis (Jr.), STAN
 2/11 Allen Crabbe (Jr.), CAL
 2/18 Allen Crabbe (Jr.), CAL
 2/25 Justin Cobbs (Jr.), CAL
 3/4 Kyle Anderson (Fr.), UCLA
 3/11 Brock Motum (Sr.), WSU

2013-14

11/11 Tyrone Wallace (So.), CAL
 11/18 Roberto Nelson (Sr.), OSU
 11/25 Jahii Carson (So.), ASU
 12/2 Nick Johnson (Jr.), ARIZ
 12/9 Askia Booker (Jr.), COLO
 12/16 Jordan Loveridge (So.), UTAH
 12/23 Chasson Randle (Jr.), STAN
 12/30 Roberto Nelson (Sr.), OSU
 1/6 Askia Booker (Jr.), COLO
 1/13 Justin Cobbs (Sr.), CAL
 1/20 Delon Wright (Jr.), UTAH
 1/27 Kyle Anderson (So.), UCLA
 2/3 Justin Cobbs (Sr.), CAL
 2/10 Jordan Bachynski (Sr.), ASU
 2/17 Jermaine Marshall (Sr.), ASU
 2/24 Josh Huestis (Sr.), STAN
 3/3 Mike Moser (Sr.), ORE
 3/10 Mike Moser (Sr.), ORE

2014-15

11/17 Tyrone Wallace, G, CAL
 11/24 Norman Powell, F, UCLA
 12/1 Stanley Johnson, F, ARIZ
 12/8 Tyrone Wallace, G, CAL
 12/15 Delon Wright, G, UTAH
 12/22 Elijah Stewart, G, USC
 12/29 Anthony Brown, G, STAN
 1/5 Chasson Randle, G, STAN
 1/12 Kevon Looney, F, UCLA
 1/19 Stanley Johnson, F, ARIZ
 1/26 Gary Payton II, G, OSU
 2/2 Norman Powell, G, UCLA
 2/9 Joseph Young, G, ORE
 2/16 Rondae Hollis-Jefferson, F, ARIZ
 2/23 Andrew Andrews, G, WASH
 3/2 Norman Powell, G, UCLA
 3/9 Shaquille McKissic, F, ASU

2015-16

11/16 Tyrone Wallace, G, CAL
 11/23 Jakob Poeltl, F, UTAH
 11/30 Andrew Andrews, G, WASH
 12/7 Thomas Welsh, F, UCLA
 12/14 Allonzo Trier, G, ARIZ
 12/21 Jakob Poeltl, F, UTAH
 12/28 Josh Hawkinson, F, WSU
 1/4 Andrew Andrews, G, WASH
 1/11 Bryce Alford, G, UCLA
 1/18 Josh Scott, F, COLO
 1/25 Jakob Poeltl, F, UTAH
 2/1 Dillon Brooks, F, ORE
 2/8 Ryan Anderson, F, ARIZ
 2/15 Jabari Bird, G, CAL
 2/22 Jakob Poeltl, F, UTAH
 2/29 Josh Scott, F, COLO
 3/7 Gabe York, G, ARIZ

PLAYERS OF THE WEEK SELECTIONS BY SCHOOL**(Total selections)**

1. ARIZ.....	92
2. UCLA.....	62
3. CAL.....	56
4. STAN.....	49
WASH.....	49
6. OSU.....	47
7. ASU.....	36
8. USC.....	35
9. ORE.....	34
10. WSU.....	28
11. COLO.....	7
UTAH.....	7

PLAYERS OF THE WEEK - BY THE NUMBERS

Gary Payton, OSU.....9	Jared Cunningham, OSU.....2	Rodney Chatman, USC.....1	Chad Prewitt, ASU.....1
Chris Mills, ARIZ.....7	Baron Davis, UCLA.....2	Josh Childress, STAN.....1	Tajuan Porter, ORE.....1
Harold Miner, USC.....7	Landry Fields, STAN.....2	Sam Clancy, USC.....1	Gabe Pruitt, USC.....1
Adam Keefe, STAN.....6	Kyle Fogg, ARIZ.....2	Jarron Collins, STAN.....1	Brian Quinnett, WSU.....1
Don MacLean, UCLA.....6	Daven Harmeling, WSU.....2	Duane Cooper, USC.....1	Eldridge Recasner, WASH.....1
Sean Elliott, ARIZ.....6	Matt Haryasz, STAN.....2	Ben Davis, ARIZ.....1	John Revelli, STAN.....1
Jon Brockman, WASH.....5	Mark Hendrickson, WSU.....2	Neil Derrick, WSU.....1	Rodrick Rhodes, USC.....1
Ed Gray, CAL.....5	Chris Hernandez, STAN.....2	Billy Dreher, CAL.....1	Philip Ricci, OSU.....1
Eddie House, ASU.....5	Jordan Hill, ARIZ.....2	Ryan Drew, CAL.....1	Luke Ridnour, ORE.....1
Reggie Miller, UCLA.....5	Solomon Hill, ARIZ.....2	Peter Dukes, STAN.....1	André Roberson, COLO.....1
Ed O'Bannon, UCLA.....5	Josh Huestis, STAN.....2	Michael Dunigan, ORE.....1	Taylor Rochestie, WSU.....1
Quincy Pondexter, WASH.....5	Luke Jackson, ORE.....2	Tyus Edney, UCLA.....1	Terrence Ross, WASH.....1
Salim Stoudamire, ARIZ.....5	Ralph Jackson, UCLA.....2	Donminic Ellison, WSU.....1	Janou Rubin, UCLA.....1
Wayne Carlander, USC.....4	Casey Jacobsen, STAN.....2	Jordan Farmar, UCLA.....1	David Sanders, WSU.....1
Justin Cobbs, CAL.....4	Kevin Johnson, CAL.....2	Desmon Farmer, USC.....1	Chris Sandle, ASU.....1
Ike Diogu, ASU.....4	Stanley Johnson, ARIZ.....2	Jamal Faulkner, ASU.....1	Brian Scalabrine, USC.....1
A.C. Green, OSU.....4	Jason Kapono, UCLA.....2	Kenny Fields, UCLA.....1	Alex Scales, ORE.....1
Todd Lichti, STAN.....4	Jason Kidd, CAL.....2	Jio Fontan, USC.....1	Roeland Schaftenaar, OSU.....1
Jakob Poeltl, UTAH.....4	Brook Lopez, STAN.....2	Dwayne Fontana, ASU.....1	Dwayne Scholten, WSU.....1
Blair Rasmussen, ORE.....4	Matt Lottich, STAN.....2	Tremaine Fowlkes, CAL.....1	Tre Simmons, WASH.....1
Brandon Roy, WASH.....4	Deon Luton, WASH.....2	Channing Frye, ARIZ.....1	E.J. Singler, ORE.....1
Jason Terry, ARIZ.....4	Mark Madsen, STAN.....2	Mike Gerrity, USC.....1	A.D. Smith, ORE.....1
Klay Thompson, WSU.....4	Mike Moser, ORE.....2	Taj Gibson, USC.....1	Eddie Smith, ARIZ.....1
Tyrone Wallace, CAL.....4	Reeves Nelson, UCLA.....2	Anthony Goods, STAN.....1	Keith Smith, CAL.....1
Hassan Adams, ARIZ.....3	Roberto Nelson, OSU.....2	Dan Grunfeld, STAN.....1	Stevin Smith, ASU.....1
Jerry Adams, ORE.....3	Leon Powe, CAL.....2	David Harbour, STAN.....1	Chris Stephens, OSU.....1
Andrew Andrews, WASH.....3	Ivan Radenovic, ARIZ.....2	DeVon Hardin, CAL.....1	Alex Stepheson, USC.....1
Toby Bailey, UCLA.....3	Chasson Randle, STAN.....2	Chris Harper, ORE.....1	Tommy Smith, ASU.....1
Mario Bennett, ASU.....3	Jerome Randle, CAL.....2	Montel Hatcher, UCLA.....1	Elijah Stewart, USC.....1
David Bluthenthal, USC.....3	Jerome Randle, CAL.....2	Spencer Hawes, WASH.....1	Eid Stokes, ARIZ.....1
Askia Booker, COLO.....3	Nate Robinson, WASH.....2	Josh Hawkinson, WSU.....1	Awwee Storey, ASU.....1
Darren Collison, UCLA.....3	Mark Sanford, WASH.....2	Butch Hays, CAL.....1	Antoine Stoudamire, ORE.....1
Patrick Christopher, CAL.....3	Detlef Schrempf, WASH.....2	J.R. Henderson, UCLA.....1	Amait Tamir, CAL.....1
Michael Dickerson, ARIZ.....3	Chad Scott, OSU.....2	Brian Hendrick, CAL.....1	Deaundra Tanner, OSU.....1
Carrick Felix, ASU.....3	Josh Scott, COLO.....2	Eddie Hill, WSU.....1	Shon Tarver, UCLA.....1
Jason Gardner, ARIZ.....3	Bennie Seltzer, WSU.....2	Lawrence Hill, STAN.....1	Anthony Taylor, ORE.....1
James Harden, ASU.....3	Josh Shipp, UCLA.....2	Rondae Hollis-Jefferson, ARIZ.....1	Bryce Taylor, ORE.....1
Scott Haskin, OSU.....3	Charlie Sitton, OSU.....2	Jamelle Horne, ARIZ.....1	Leonard Taylor, CAL.....1
Steve Kerr, ARIZ.....3	Ahmad Starks, OSU.....2	Darrin Houston, OSU.....1	Arthur Thomas, ASU.....1
Brevin Knight, STAN.....3	Damon Stoudamire, ARIZ.....2	Gary Johnson, USC.....1	Jan-Michael Thomas, WSU.....1
Sean Lampley, CAL.....3	Joe Wallace, WSU.....2	Brian Jackson, OSU.....1	Bobby Thompson, ASU.....1
Kevin Love, UCLA.....3	Luke Walton, ARIZ.....2	Kris Johnson, UCLA.....1	Dijon Thompson, UCLA.....1
David Lucas, OSU.....3	C.J. Wilcox, WASH.....2	Nick Johnson, ARIZ.....1	Greg Trapp, ORE.....1
Todd MacCulloch, STAN.....3	Pete Williams, ARIZ.....2	Bobby Jones, WASH.....1	Jeff Trepagnier, USC.....1
Brock Motum, WSU.....3	Kenya Wilkins, ORE.....2	Frederick Jones, ORE.....1	Allonzo Trier, ARIZ.....1
Lamond Murray, CAL.....3	Nic Wise, ARIZ.....2	Keith Jones, STAN.....1	Jeremy Veal, ASU.....1
Jose Ortiz, OSU.....3	Delon Wright, UTAH.....2	Lamont Jones, ARIZ.....1	Nikola Vucevic, USC.....1
Norman Powell, UCLA.....3	Michael Wright, ARIZ.....2	Lazeric Jones, UCLA.....1	Earl Watson, UCLA.....1
Khalid Reeves, ARIZ.....3	Alfred Aboya, UCLA.....1	Maurice Jones, USC.....1	Donald Watts, WASH.....1
Joe Shipp, CAL.....3	Faisel Aden, WSU.....1	Thomas Kelati, WSU.....1	Thomas Welsh, UCLA.....1
Miles Simon, ARIZ.....3	Arron Afflalo, UCLA.....1	Eric Knox, OSU.....1	Mark West, WASH.....1
Isaiah Thomas, WASH.....3	Josh Akogon, WSU.....1	Arthur Lee, STAN.....1	Brian Wethers, CAL.....1
Chris Welp, WASH.....3	Bryce Alford, UCLA.....1	Dwight Lewis, USC.....1	Brian Williams, ARIZ.....1
Kenya Wilkins, ORE.....3	Teo Alibegovic, OSU.....1	Tom Lewis, USC.....1	Orlando Williams, ORE.....1
Derrick Williams, ARIZ.....3	Curtis Allen, WASH.....1	Trent Lockett, ASU.....1	Maurice Woods, WASH.....1
Loren Woods, ARIZ.....3	Ryan Anderson, ARIZ.....1	Kevon Looney, UCLA.....1	Trevor Wilson, UCLA.....1
Howard Wright, STAN.....3	Alex Austin, ASU.....1	Jordan Loveridge, UTAH.....1	Darius Wright, ORE.....1
Ty Abbott, ASU.....2	Jordan Bachynski, ASU.....1	Mark Lyons, ARIZ.....1	Tony Wroten, WASH.....1
Shareef Abdur-Rahim, CAL.....2	Matt Barnes, UCLA.....1	Sean Marks, CAL.....1	Gabe York, ARIZ.....1
Kyle Anderson, UCLA.....2	Jerryd Bayless, ARIZ.....1	Jermaine Marshall, ASU.....1	Joseph Young, ORE.....1
Ryan Anderson, CAL.....2	Jabari Bird, CAL.....1	O.J. Mayo, USC.....1	Nick Young, USC.....1
Gilbert Arenas, ARIZ.....2	Joseph Blair, ARIZ.....1	Jelani McCoy, UCLA.....1	Tim Young, STAN.....1
Brent Barry, OSU.....2	Curtis Borchardt, STAN.....1	Shaquille McKissic, ASU.....1	George Zidek, UCLA.....1
Corey Benjamin, OSU.....2	Stais Boseman, USC.....1	Craig McMillan, ARIZ.....1	
Terrell Brandon, OSU.....2	Jamal Boykin, CAL.....1	Doug Meekins, WASH.....1	
Chase Budinger, ARIZ.....2	Bryan Bracey, ORE.....1	Richard Migdely, CAL.....1	
Jud Buechler, ARIZ.....2	Aaron Brooks, ORE.....1	Nigel Miguel, UCLA.....1	
Dave Butler, CAL.....2	Dillon Brooks, ORE.....1	Marcus Moore, WSU.....1	
Jason Collins, STAN.....2	Anthony Brown, STAN.....1	Eric Moreland, OSU.....1	
Anthony Cook, ARIZ.....2	Carlton Brown, COLO.....1	Matt Muehlebach, ARIZ.....1	
Allen Crabbe, CAL.....2	Dion Brown, WASH.....1	Shabazz Muhammad, UCLA.....1	
	Matthew Bryan-Amaning, WASH.....1	Charles O'Bannon, UCLA.....1	
	Geno Carlisle, CAL.....1	Gary Payton II, OSU.....1	
	Jahii Carson, ASU.....1	Jeff Pendergraph, ASU.....1	
	Joevan Catron, ORE.....1		

PLAYERS OF THE WEEK BREAKDOWN BY CLASS

Senior.....	211
Junior.....	149
Sophomore.....	102
Freshmen.....	39

All honors selected by Conference coaches, unless noted otherwise.

PLAYER OF THE YEAR

1975-76 Ron Lee, G, ORE (Sr., Lexington, Mass.)
 1976-77 Marques Johnson, F, UCLA (Sr., Los Angeles, Calif.)
 1977-78 David Greenwood, F, UCLA (Jr., Los Angeles, Calif.)
 1978-79 David Greenwood, F, UCLA (Sr., Los Angeles, Calif.)
 1979-80 Don Collins, F, WSU (Sr., Toledo, Ohio)
 1980-81 Steve Johnson, C, OSU (Sr., San Bernardino, Calif.)
 1981-82 Lester Conner, G, OSU (Sr., Oakland, Calif.)
 1982-83 Kenny Fields, F, UCLA (Jr., Los Angeles, Calif.)
 1983-84 A.C. Green, F, OSU (Jr., Portland, Ore.)
 1984-85 Wayne Carlander, F, USC (Sr., Huntington Beach, Calif.)
 1985-86 Chris Welp, C, WASH (Jr., Osnabruck, W.G.)
 1986-87 Jose Ortiz, C, OSU (Sr., Cayey, P.R.)
 1987-88 Sean Elliott, F, ARIZ (Jr., Tucson, Ariz.)
 1988-89 Sean Elliott, F, ARIZ (Sr., Tucson, Ariz.)
 1989-90 Gary Payton, G, OSU (Sr., Oakland, Calif.)
 1990-91 Terrell Brandon, G, ORE (Jr., Portland, Ore.)
 1991-92 Harold Miner, G, USC (Jr., Inglewood, Calif.)
 1992-93 Chris Mills, F, ARIZ (Sr., Los Angeles, Calif.)
 1993-94 Jason Kidd, G, CAL (So., Oakland, Calif.)
 1994-95 Ed O'Bannon, F, UCLA (Sr., Lakewood, Calif.)
 Damon Stoudamire, G, ARIZ (Sr., Portland, Ore.)
 Shareef Abdur-Rahim, F, CAL (Fr., Marietta, Ga.)
 1995-96 Ed Gray, G, CAL (Sr., Riverside, Calif.)
 1997-98 Mike Bibby, G, ARIZ (So., Phoenix, Ariz.)
 1998-99 Jason Terry, G, ARIZ (Sr., Seattle, Wash.)
 1999-00 Eddie House, G, ASU (Sr., Union City, Calif.)
 2000-01 Sean Lampley, F, CAL (Sr., Chicago, Ill.)
 2001-02 Sam Clancy, F, USC (Sr., Fairview, Ohio)
 2002-03 Luke Ridnour, G, ORE (Jr., Blaine, Wash.)
 2003-04 Josh Childress, G/F, STAN (Jr., Los Angeles, Calif.)
 2004-05 Ike Diogu, F/C, ASU (Jr., Garland, Texas)
 2005-06 Brandon Roy, G, WASH (Sr., Seattle, Wash.)
 2006-07 Arron Afflalo, G, UCLA (Jr., Compton, Calif.)
 2007-08 Kevin Love, F, UCLA (Fr., Lake Oswego, Ore.)
 2008-09 James Harden, G, ASU (So., Los Angeles, Calif.)
 2009-10 Jerome Randle, G, CAL (Sr., Chicago, Ill.)
 2010-11 Derrick Williams, F, ARIZ (So., La Mirada, Calif.)
 2011-12 Jorge Gutierrez, G, CAL (Sr., Chihuahua, Mexico)
 2012-13 Allen Crabbe, G, CAL (Jr., Los Angeles, Calif.)
 2013-14 Nick Johnson, G, ARIZ (Jr., Gilbert, Ariz.)
 2014-15 Joseph Young, G, ORE (Sr., Houston, Texas)
 2015-16 Jakob Poeltl, F, UTAH (So., Vienna, Austria)

FRESHMAN OF THE YEAR

1978-79* Bryan Rison, G, WSU (Jr., Mt. Morris, Mich.)
 1979-80* Byron Scott, G, ASU (Fr., Inglewood, Calif.)
 1980-81* John Revelli, C, STAN (Fr., Scarsdale, N.Y.)
 1981-82* Johnny Rogers, F, STAN (Fr., Westminster, Calif.)
 1982-83* Dave Butler, F, CAL (Fr., Rancho Palos Verdes, Calif.)
 1983-84 Chris Welp, C, WASH (Osnabruck, W.G.)
 1984-85 Leonard Taylor, F, CAL (Lennox, Calif.)
 1985-86 Sean Elliott, F, ARIZ (Tucson, Ariz.)
 Pooh Richardson, G, UCLA (Philadelphia, Pa.)
 1986-87 Gary Payton, G, OSU (Oakland, Calif.)
 1987-88 Mike Hayward, F, WASH (San Rafael, Calif.)
 1988-89 Don MacLean, F, UCLA (Simi Valley, Calif.)
 1989-90 Harold Miner, G, USC (Inglewood, Calif.)
 1990-91 Jamal Faulkner, F, ASU (Middle Village, N.Y.)
 1991-92 Mark Pope, F, WASH (Bellevue, Wash.)
 1992-93 Jason Kidd, G, CAL (Oakland, Calif.)
 1993-94 Brevin Knight, G, STAN (East Orange, N.J.)
 1994-95 Tremaine Fowlkes, F, CAL (Los Angeles, Calif.)
 1995-96 Shareef Abdur-Rahim, F, CAL (Marietta, Ga.)
 1996-97 Mike Bibby, G, ARIZ (Phoenix, Ariz.)
 1997-98 Baron Davis, G, UCLA (Los Angeles, Calif.)
 1998-99 Michael Wright, F, ARIZ (Chicago, Ill.)
 1999-00 Casey Jacobsen, F, STAN (Glendora, Calif.)
 Jason Kaponov, F, UCLA (Lakewood, Calif.)
 2000-01 Luke Ridnour, G, ORE (Blaine, Wash.)
 2001-02 Salim Stoudamire, G, ARIZ (Portland, Ore.)
 2002-03 Ike Diogu, F, ASU (Garland, Texas)
 2003-04 Leon Powe, F, CAL (Oakland, Calif.)
 2004-05 Jordan Farmar, G, UCLA (Van Nuys, Calif.)
 2005-06 Luc Richard Mbah a Moute, F, UCLA (Yaounde, Cameroon)
 2006-07 Chase Budinger, F, ARIZ (Encinitas, Calif.)
 2007-08 Kevin Love, F, UCLA (Lake Oswego, Ore.)
 2008-09 Isaiah Thomas, G, WASH (Tacoma, Wash.)
 2009-10 Derrick Williams, F, ARIZ (La Mirada, Calif.)
 2011-11 Allen Crabbe, G, CAL (Los Angeles, Calif.)
 2011-12 Tony Wroten, G, WASH (Seattle, Wash.)
 2012-13 Jahii Carson, G, ASU (Mesa, Ariz.)
 Shabazz Muhammad, G, UCLA (Las Vegas, Nev.)
 2013-14 Aaron Gordon, F, ARIZ (San Jose, Calif.)
 2014-15 Stanley Johnson, F, ARIZ (Fullerton, Calif.)
 2015-16 Jaylen Brown, F, CAL (Marietta, Ga.)

* - Rookie of the Year (included transfers)

All honors selected by Conference coaches, unless noted otherwise.

JOHN R. WOODEN COACH OF THE YEAR

1975-76	Dick DiBiasi, STAN George Raveling, WSU
1976-77	Dick Harter, ORE
1977-78	Gary Cunningham, UCLA
1978-79	Bob Boyd, USC
1979-80	Ned Wulk, ASU
1980-81	Ralph Miller, OSU
1981-82	Marv Harshman, WASH
1982-83	George Raveling, WSU
1983-84	Marv Harshman, WASH
1984-85	Stan Morrison, USC
1985-86	Lute Olson, ARIZ
1986-87	Walt Hazzard, UCLA
1987-88	Lute Olson, ARIZ
1988-89	Lute Olson, ARIZ Ralph Miller, OSU
1989-90	Jim Anderson, OSU
1990-91	Kelvin Sampson, WSU
1991-92	George Raveling, USC
1992-93	Lute Olson, ARIZ
1993-94	Lute Olson, ARIZ
1994-95	Jim Harrick, UCLA
1995-96	Bob Bender, WASH
1996-97	Ben Braun, CAL
1997-98	Lute Olson, ARIZ
1998-99	Mike Montgomery, STAN
1999-00	Mike Montgomery, STAN
2000-01	Steve Lavin, UCLA
2001-02	Ernie Kent, ORE
2002-03	Mike Montgomery, STAN Lute Olson, ARIZ
2003-04	Mike Montgomery, STAN
2004-05	Lorenzo Romar, WASH
2005-06	Ben Howland, UCLA
2006-07	Tony Bennett, WSU
2007-08	Trent Johnson, STAN
2008-09	Lorenzo Romar, WASH
2009-10	Herb Sendek, ASU
2010-11	Sean Miller, ARIZ
2011-12	Lorenzo Romar, WASH
2012-13	Dana Altman, ORE
2013-14	Sean Miller, ARIZ
2014-15	Dana Altman, ORE
2015-16	Dana Altman, ORE

DEFENSIVE PLAYER OF THE YEAR

1983-84	Butch Hays, CAL (Sr., Inglewood, Calif.)
1984-85	Nigel Miguel, UCLA (Sr., Pacoima, Calif.)
1985-86	Keith Morrison, WSU (Sr., Los Angeles, Calif.)
1986-87	Gary Payton, OSU (Fr., Oakland, Calif.)
2007-08	Russell Westbrook, UCLA (So., Hawthorne, Calif.)
2008-09	Taj Gibson, USC (Jr., Brooklyn, N.Y.)
2009-10	Seth Tarver, OSU (Sr., Portland, Ore.)
2010-11	Marcus Simmons, USC (Sr., Alexandria, La.)
2011-12	Jorge Gutierrez, CAL (Sr., Chihuahua, Mexico)
2012-13	André Roberson, COLO (Sr., San Antonio, Texas)
2013-14	Jordan Bachynski, ASU (Sr., Calgary, Canada)
2014-15	Gary Payton II, OSU (Jr., Las Vegas, Nev.)
2015-16	Gary Payton II, OSU (Sr., Las Vegas, Nev.)

MOST IMPROVED PLAYER OF THE YEAR

2008-09	Justin Dentmon, WASH (Sr., Carbondale, Ill.)
2009-10	Nikola Vucevic, USC (So., Bar, Montenegro)
2010-11	Matthew Bryan-Amaning, WASH (Sr., London, England)
2011-12	Brock Motum, WSU (Jr., Brisbane, Australia)
2012-13	Dwight Powell, STAN (Jr., Toronto, Ontario)
2013-14	Anthony Brown, STAN (Jr., Fountain Valley, Calif.)
2014-15	Josh Hawkinson, WSU (So., Shoreline, Wash.)
2015-16	George King, COLO (Jr., San Antonio, Texas)

SCHOLAR-ATHLETE OF THE YEAR

2007-08	Robbie Cowgill, WSU
2008-09	Taylor Rochestie, WSU
2009-10	Landry Fields, STAN
2010-11	Rihards Kuksiks, ASU
2011-12	Harper Kamp, CAL
2012-13	Carrick Felix, ASU
2013-14	Dwight Powell, STAN
2014-15	Chasson Randle, STAN
2015-16	Brandon Taylor, UTAH

DISCONTINUED AWARDS

SIXTH MAN OF THE YEAR

1983-84	Mike Wurm, WSU (Sr., St. Louis, Mo.)
1984-85	Glenn Smith, USC (Sr., Gardena, Calif.)
1985-86	Al Moscatel, WASH (Jr., Mercer Island, Wash.)
1986-87	Montel Hatcher, UCLA (Sr., Venice, Calif.)

CONSENSUS ALL-AMERICANS

(First team unless indicated)

- 1915-16 Dick Romney, UTAH
- 1928-29 Vern Corbin, CAL
- 1932-33 Jerry Nemer, USC
- 1934-35 Lee Guttero, USC
- 1935-36 Bill Kinner, UTAH
- Angelo Luisetti, STAN
- 1936-37 Angelo Luisetti, STAN
- 1937-38 Angelo Luisetti, STAN
- 1938-39 Urgel Wintermute, ORE
- 1939-40 Ralph Vaughn, USC
- John Dick, ORE
- Jack Harvey, COLO (2nd)
- 1941-42 Robert Doll, COLO (2nd)
- 1943-44 Arnie Ferrin, UTAH (2nd)
- 1944-45 Arnie Ferrin, UTAH
- 1946-47 Arnie Ferrin, UTAH (2nd)
- Vern Gardner, UTAH (2nd)
- 1947-48 Arnie Ferrin, UTAH (2nd)
- Jack Nichols, WASH (2nd)
- Andy Wolfe, CAL (2nd)
- 1949-50 Bill Sharman, USC
- 1951-52 Bob Houbregs, WASH (2nd)
- 1952-53 Bob Houbregs, WASH
- 1955-56 Willie Naulls, UCLA (2nd)
- 1957-58 Dave Gambee, OSU (2nd)
- 1959-60 Darrall Imhoff, CAL
- 1960-61 Billy McGill, UTAH (2nd)
- 1961-62 Billy McGill, UTAH
- John Rudometkin, USC (2nd)
- 1963-64 Walt Hazzard, UCLA
- Mel Counts, OSU (2nd)
- 1964-65 Gail Goodrich, UCLA
- 1966-67 Lew Alcindor, UCLA
- 1967-68 Lew Alcindor, UCLA
- 1968-69 Lew Alcindor, UCLA
- Lucius Allen, UCLA (2nd)
- 1969-70 Sidney Wicks, UCLA (2nd)
- 1970-71 Sidney Wicks, UCLA
- Curtis Rowe, UCLA (2nd)
- 1971-72 Bill Walton, UCLA
- Henry Bibby, UCLA
- 1972-73 Bill Walton, UCLA
- Keith Wilkes, UCLA
- 1973-74 Keith Wilkes, UCLA
- Bill Walton, UCLA
- 1974-75 Luther Burden, UTAH (2nd)
- Dave Meyers, UCLA
- Gus Williams, USC (2nd)
- Ron Lee, ORE (2nd)
- 1975-76 Richard Washington, UCLA
- 1976-77 Marques Johnson, UCLA
- Greg Ballard, ORE (2nd)
- 1977-78 David Greenwood, UCLA
- 1978-79 David Greenwood, UCLA
- 1980-81 Steve Johnson, OSU
- 1987-88 Sean Elliott, ARIZ
- 1988-89 Sean Elliott, ARIZ
- Todd Lichti, STAN (2nd)
- 1989-90 Gary Payton, OSU
- 1991-92 Harold Miner, USC
- Adam Keefe, STAN (2nd)
- Don MacLean, UCLA (2nd)
- 1992-93 Chris Mills, ARIZ (3rd)
- 1993-94 Jason Kidd, CAL
- Khalid Reeves, ARIZ (2nd)
- Lamond Murray, CAL (3rd)
- 1994-95 Damon Stoudamire, ARIZ
- Ed O'Bannon, UCLA
- 1995-96 Shareef Abdur-Rahim, CAL (3rd)
- Keith Van Horn, UTAH (2nd)
- 1996-97 Chauncey Billups, COLO (2nd)
- Brevin Knight, STAN (2nd)
- Keith Van Horn, UTAH

- 1997-98 Mike Bibby, ARIZ
- Miles Simon, ARIZ
- 1998-99 Andre Miller, UTAH
- Jason Terry, ARIZ
- 2000-01 Casey Jacobsen, STAN
- 2001-02 Sam Clancy, USC
- 2002-03 Jason Gardner, ARIZ (2nd)
- 2003-04 Josh Childress, STAN
- 2004-05 Andrew Bogut, UTAH
- Ike Diogu, ASU (2nd)
- Salim Stoudamire, ARIZ (2nd)
- Nate Robinson, WASH (3rd)
- 2005-06 Brandon Roy, WASH
- Leon Powe, CAL (2nd)
- 2006-07 Arron Afflalo, UCLA
- 2007-08 Kevin Love, UCLA
- 2008-09 James Harden, ASU
- 2010-11 Derrick Williams, ARIZ (2nd)
- 2013-14 Nick Johnson, ARIZ
- 2015-16 Jakob Poeltl, UTAH (2nd)

NATIONAL PLAYER OF THE YEAR

- 1952-53 Bob Houbregs, WASH
- 1963-64 Walt Hazzard, UCLA (USBWA)
- 1966-67 Lew Alcindor, UCLA (UPI, AP, USBWA)
- 1968-69 Lew Alcindor, UCLA (UPI, AP, USBWA, NA)
- 1970-71 Sidney Wicks, UCLA (USBWA)
- 1971-72 Bill Walton, UCLA (UPI, AP, USBWA, NA)
- 1972-73 Bill Walton, UCLA (UPI, AP, USBWA, NA)
- 1973-74 Bill Walton, UCLA (UPI, AP, USBWA, NA)
- 1976-77 Marques Johnson, UCLA (UPI, AP, USBWA, WA, NA, NABC)
- 1988-89 Sean Elliott, ARIZ (AP, WA, NABC)
- 1989-90 Gary Payton, OSU (SI)
- 1991-92 Harold Miner, USC (SI)
- 1994-95 Ed O'Bannon, UCLA (BT, WA, USBWA)
- Tyus Edney, UCLA (FPN)
- 1995-96 *Shareef Abdur-Rahim, CAL (BT)
- 1996-97 *Mike Bibby, ARIZ (BW)
- 1998-99 Jason Terry, ARIZ (SI, BT, CBS/Chevrolet)
- 1999-00 *Jason Gardner, ARIZ (BT, BN, USBWA)
- *Casey Jacobsen, STAN (TSN)
- *Jason Kapon, UCLA (CBS SportsLine)
- 2002-03 Jason Gardner, ARIZ (FPN)
- 2004-05 Andrew Bogut, UTAH (WA, NA, AP, USBWA, NABC)

*National Freshman of the Year

NATIONAL COACH OF THE YEAR

- 1959-60 Pete Newell, CAL (UPI, USBWA)
- 1963-64 John Wooden, UCLA (UPI, USBWA)
- 1966-67 John Wooden, UCLA (UPI, AP, USBWA)
- 1968-69 John Wooden, UCLA (UPI, AP, NABC)
- 1969-70 John Wooden, UCLA (UPI, AP, USBWA, NABC)
- 1971-72 John Wooden, UCLA (UPI, AP, USBWA, NABC)
- 1972-73 John Wooden, UCLA (UPI, AP, USBWA)
- 1980-81 Ralph Miller, OSU (UPI, AP, USBWA)
- 1981-82 Ralph Miller, OSU (AP)
- 1983-84 Marv Harshman, WASH (NABC)
- 1990-91 Rick Majerus, UTAH (UPI)
- 1991-92 George Raveling, USC (NABC, CBS, BW)
- 1994-95 Jim Harrick, UCLA (NABC)
- 1999-00 Mike Montgomery, STAN (BT, NA)
- 2000-01 Lute Olson, ARIZ (Clair Bee)
- 2003-04 Mike Montgomery, STAN (BT, SI)
- 2006-07 Tony Bennett, WSU (USBWA, NABC, BT, CBS, NA, JP)

NCAA TOURNAMENT

OUTSTANDING PLAYER AWARD

1941-42	Howard Dallmar, STAN
1963-64	Walt Hazzard, UCLA
1966-67	Lew Alcindor, UCLA
1967-68	Lew Alcindor, UCLA
1968-69	Lew Alcindor, UCLA
1969-70	Sidney Wicks, UCLA
1971-72	Bill Walton, UCLA
1972-73	Bill Walton, UCLA
1974-75	Richard Washington, UCLA
1994-95	Ed O'Bannon, UCLA
1996-97	Miles Simon, ARIZ

NCAA FINAL FOUR ALL-TOURNAMENT TEAM

1952-53	Bob Houbregs, WASH
1953-54	Roy Irvin, USC
1958-59	Darrall Imhoff, CAL Denny Fitzpatrick, CAL
1959-60	Darrall Imhoff, CAL
1963-64	Walt Hazzard, UCLA Gail Goodrich, UCLA
1964-65	Gail Goodrich, UCLA Edgar Lacey, UCLA Kenny Washington, UCLA
1966-67	Lew Alcindor, UCLA Mike Warren, UCLA Lucius Allen, UCLA
1967-68	Lew Alcindor, UCLA Mike Warren, UCLA Lucius Allen, UCLA Lynn Shackelford, UCLA
1968-69	Lew Alcindor, UCLA John Vallely, UCLA
1969-70	Sidney Wicks, UCLA John Vallely, UCLA Curtis Rowe, UCLA
1970-71	Steve Patterson, UCLA Sidney Wicks, UCLA
1971-72	Bill Walton, UCLA Keith Wilkes, UCLA
1972-73	Bill Walton, UCLA
1973-74	Bill Walton, UCLA
1974-75	Richard Washington, UCLA Dave Meyers, UCLA
1975-76	Marques Johnson, UCLA
1979-80	Kiki Vandeweghe, UCLA Rod Foster, UCLA
1987-88	Sean Elliott, ARIZ
1994-95	Ed O'Bannon, UCLA Toby Bailey, UCLA
1996-97	Mike Bibby, ARIZ Miles Simon, ARIZ
1997-98	Arthur Lee, STAN
2000-01	Richard Jefferson, ARIZ Loren Woods, ARIZ
2005-06	Jordan Farmar, UCLA

NATIONAL INVITATIONAL TOURNAMENT

MOST OUTSTANDING PLAYER

1974-75	Ron Lee, ORE
1984-85	Reggie Miller, UCLA
1990-91	Adam Keefe, STAN
1998-99	Sean Lampley, CAL
2011-12	Aaron Bright, STAN
2014-15	Chasson Randle, STAN

COLLEGIATE BASKETBALL INVITATIONAL

MOST OUTSTANDING PLAYER

2008-09	Roeland Schaffenaar, OSU
2010-11	Joevan Catron, ORE

NAISMITH MEMORIAL BASKETBALL

HALL OF FAME MEMBERS

Kareem Abdul-Jabbar, player, UCLA
Don Barksdale, player, UCLA
Sam Barry, coach, USC
Larry Brown, coach, UCLA
John Bunn, coach, STAN
Everett Dean, coach, STAN
Laddie Gale, player, ORE
Jack Gardner, player/coach, USC/UTAH
Slats Gill, player and coach, OSU
Gail Goodrich, player, UCLA
Marv Harshman, coach, WASH and WSU
Howard Hobson, player and coach, ORE
Bob Houbregs, player, WASH
Lloyd Leith, official, CAL
Hank Luisetti, player, STAN
Ralph Miller, coach, OSU
Reggie Miller, player, UCLA
Pete Newell, coach, CAL
Lute Olson, coach, ARIZ
Gary Payton, player, OSU
Jim Pollard, player, STAN
George Raveling, coach, WSU and USC (elected as contributor)
Bill Sharman, player, USC
Bill Walton, player, UCLA
Jamaal Wilkes, player, UCLA
Tex Winter, coach, WASH
John Wooden, coach, UCLA

NAISMITH AWARD

OUTSTANDING CONTRIBUTION TO MEN'S COLLEGE BASKETBALL

1983	John Wooden, UCLA
1987	Pete Newell, CAL
2001	Tex Winter, WASH
2013	Lute Olson, ARIZ

Legend

AP	Associated Press
BA	Basketball America
BN	Basketball News
BT	Basketball Times
BW	Basketball Weekly
CBS/Chev	CBS/Chevrolet
FPN	Frances Pomeroy Naismith
JP	Jim Phelan Award
NA	Naismith Award
NABC	National Association of Basketball Coaches
SI	Sports Illustrated
TSN	The Sporting News
UPI	United Press International
USBWA	United States Basketball Writers Association
WA	Wooden Award

Draft began in 1947. 1st Round picks only listed from 1967-78 (order prior to 1967 unavailable). All picks listed since 1979. Number in parenthesis after year is rounds of Draft.

1967 (20)

- 1st (none)

1968 (21)

- 1st 11. Bill Hewitt (USC), Los Angeles

1969 (20)

- 1st 1. Lew Alcindor (UCLA), Milwaukee
- 3. Lucius Allen (UCLA), Seattle

1970 (19)

- 1st 14. John Vallely (UCLA), Atlanta
- 16. Gary Freeman (OSU), Milwaukee

1971 (19)

- 1st 2. Sidney Wicks (UCLA), Portland
- 7. Cliff Meely (COLO), San Diego
- 9. Stan Love (ORE), Baltimore
- 11. Curtis Rowe (UCLA), Detroit (Phil Chenier (CAL), taken by Baltimore in 1st round of supplementary draft for hardship cases)

1972 (10)

- 1st 5. Fred Boyd (OSU), Phoenix
- 10. Paul Westphal (USC), Boston

1973 (21)

- 1st 16. Swen Nater (UCLA), Milwaukee

1974 (10)

- 1st 1. Bill Walton (UCLA), Portland
- 6. Scott Wedman (COLO), KC-Omaha
- 10. Mike Sojourner (UTAH), Atlanta
- 11. Keith Wilkes (UCLA), Golden State

1975 (10)

- 1st 2. David Meyers (UCLA), Los Angeles
- 5. Lionel Hollins (ASU), Portland
- 7. Rich Kelley (STAN), New Orleans
- 15. John Lambert (USC), Cleveland

1976 (10)

- 1st 3. Richard Washington (UCLA), Kansas City
- 10. Ron Lee (ORE), Phoenix

1977 (Eight)

- 1st 3. Marques Johnson (UCLA), Milwaukee
- 4. Greg Ballard (ORE), Washington

1978 (10)

- 1st 22. Ray Townsend (UCLA), Golden State

1979 (10)

- 1st 2. Dave Greenwood (UCLA), Chicago
- 9. Larry Demic (ARIZ), New York
- 10. Roy Hamilton (UCLA), Detroit
- 11. Cliff Robinson (USC), New Jersey
- 14. Brad Holland (UCLA), Los Angeles
- 2nd 32. Tony Zeno (ASU), Indiana
- 4th 67. Greg Deane (UTAH), Utah
- 73. James Donaldson (WSU), Seattle
- 5th 89. Perry Wolfe (STAN), Utah
- 6th 114. Steve Smith (USC), Chicago
- 123. Dan Hartshorne (ORE), Philadelphia
- 9th 175. Gene Ransom (CAL), Golden State

- 180. Coby Leavitt (UTAH), Philadelphia
- 181. Emmett Lewis (COLO), Denver
- 10th 190. Marvin Thomas (UCLA), Chicago
- 195. Kelvin Small (ORE), Portland

1980 (10)

- 1st 11. Kiki Vandeweghe (UCLA), Dallas
- 18. Don Collins (WSU), Atlanta
- 2nd 42. Kimberly Belton (STAN), Phoenix
- 3rd 47. Kurt Nimphius (ASU), Denver
- 50. James Wilkes (UCLA), Chicago
- 53. Stuart House (WSU), Cleveland
- 65. Doug True (CAL), Phoenix
- 5th 95. Don Carfino (USC), Golden State
- 103. Darrell Allums (UCLA), Dallas
- 6th 134. Coby Leavitt (UTAH), Phoenix
- 7th 141. Lorenzo Romar (WASH), Golden State
- 148. Greg Sims (UCLA), Portland
- 152. Joe Nehls (ARIZ), Houston

1981 (10)

- 1st 7. Steve Johnson (OSU), Kansas City
- 5. Danny Vranes (UTAH), Seattle
- 8. Tom Chambers (UTAH), San Diego
- 21. Alton Lister (ASU), Milwaukee
- 2nd 33. Sam Williams (ASU), Golden State
- 36. Ray Blume (OSU), Indiana
- 3rd 53. Mark Radford (OSU), Seattle
- 60. Purvis Miller (USC), Indiana
- 61. Petur Gudmundsson (WASH), Portland
- 4th 79. Ron Davis (ARIZ), Washington
- 5th 96. Joe Cooper (COLO), New Jersey
- 97. Mike Clark (ORE), Utah
- 99. Andra Griffin (WASH), Seattle
- 108. Johnny Nash (ASU), Chicago
- 6th 116. Karl Bankowski (UTAH), Dallas
- 129. Robert Fronk (WASH), Indiana
- 134. Kevin Singleton (CAL), Los Angeles
- 146. JoJo Hunter (COLO), Milwaukee
- 7th 148. Roby Dosty (ARIZ), Golden State
- 9th 212. Brian Johnson (COLO), Phoenix
- 10th 206. Vic Sison (UCLA), New Jersey
- 213. Barry Brooks (USC), Golden State
- 216. Kenny Easley (UCLA), Chicago
- 220. Felton Sealey (ORE), Phoenix

1982 (10)

- 1st 11. Lafayette Lever (ASU), Portland
- 14. Lester Conner (OSU), Golden State
- 22. Mark McNamara (CAL), Philadelphia
- 2nd 41. Dwight Anderson (USC), Houston
- 3rd 52. Dan Caldwell (WASH), New York
- 65. John Greig (ORE), Seattle
- 4th 72. Mark Eaton (UCLA), Utah
- 74. Mike Sanders (UCLA), Kansas City
- 7th 151. Tony Anderson (UCLA), New Jersey
- 159. Maurice Williams (USC), Los Angeles
- 8th 173. Jacques Tuz (COLO), San Diego
- 180. Steve Burks (WASH), Seattle
- 9th 199. Ken Lyles (WASH), Denver
- 200. Dean Sears (UCLA), Denver

1983 (10)

- 1st 4. Byron Scott (ASU), San Diego
- 2nd 28. Rod Foster (UCLA), Phoenix
- 34. Guy Williams (WSU), Washington
- 43. Pace Mannion (UTAH), Golden State
- 45. Paul Williams (ASU), Phoenix
- 3rd 48. Craig Ehlo (WSU), Houston
- 53. Michael Holton (UCLA), Golden State
- 57. Darren Daye (UCLA), Washington
- 60. Steve Harriel (WSU), Kansas City
- 5th 109. Brad Watson (WASH), Seattle
- 7th 143. Dan Evans (OSU), San Diego
- 144. Jacque Hill (USC), Chicago
- 145. Peter Williams (UTAH), Golden State

- 147. Rob Gonzalez (COLO), Detroit
- 8th 177. Frank Smith (ARIZ), Portland
- 10th 219. Aaron Haskins (WSU), Kansas City

1984 (10)

- 1st 13. Jay Humphries (COLO), Phoenix
- 21. Kenny Fields (UCLA), Milwaukee
- 2nd 29. Stuart Gray (UCLA), Indiana
- 38. Charles Sitton (OSU), Dallas
- 4th 71. Ralph Jackson (UCLA), Indiana
- 92. John Revelli (STAN), LA Lakers
- 6th 138. Keith Jones (STAN), LA Lakers
- 7th 141. Butch Hays (CAL), Chicago
- 144. David Brantley (ORE), Clippers
- 146. Michael Pitts (CAL), San Antonio
- 152. Gary Gatewood (ORE), Seattle
- 8th 177. Chris Winans (UTAH), New Jersey

1985 (Seven)

- 1st 8. Detlef Schrempf (WASH), Dallas
- 15. Blair Rasmussen (ORE), Denver
- 23. A.C. Green (OSU), LA Lakers
- 3rd 49. Brad Wright (UCLA), Golden State
- 62. Nigel Miguel (UCLA), New Jersey
- 4th 74. Jim Deines (ASU), LA Clippers
- 75. Alex Stivrins (COLO), Seattle
- 89. Pete Williams (ARIZ), Denver
- 5th 99. Wayne Carlander (USC), Sacramento
- 106. Clayton Olivier (USC), San Antonio
- 6th 128. Chris Harper (ORE), San Antonio
- 7th 143. Gary Maloncon (UCLA), LA Clippers

1986 (Seven)

- 5th 103. Keith Morrison (WSU), Sacramento
- 104. Paul Fortier (WASH), Washington
- 106. Jerry Adams (ORE), Portland
- 7th 141. Steve Woodside (OSU), Indiana

1987 (Seven)

- 1st 7. Kevin Johnson (CAL), Cleveland
- 11. Reggie Miller (UCLA), Indiana
- 15. Jose Ortiz (OSU), Utah
- 16. Christian Welp (WASH), Philadelphia
- 2nd 37. Derrick Dowell (USC), Washington
- 3rd 51. Sven Meyer (ORE), Sacramento
- 4th 76. Steve Beck (ASU), Phoenix
- 79. Jack Haley (UCLA), Chicago
- 5th 114. Dave Butler (CAL), Boston
- 6th 128. Dwayne Scholten (WSU), Washington
- 7th 149. Montel Hatcher (UCLA), Indiana

1988 (Three)

- 2nd 34. Tom Tolbert (ARIZ), Charlotte
- 37. Greg Butler (STAN), New York
- 44. Anthony Taylor (ORE), Atlanta
- 50. Steve Kerr (ARIZ), Phoenix

1989 (Two)

- 1st 3. Sean Elliott (ARIZ), San Antonio
- 10. Pooh Richardson (UCLA), Minnesota
- 15. Todd Lichti (STAN), Denver
- 24. Anthony Cook (ARIZ), Phoenix
- 2nd 50. Brian Quinnett (WSU), New York

1990 (Two)

- 1st 2. Gary Payton (OSU), Seattle
- 2nd 36. Trevor Wilson (UCLA), Atlanta
- 38. Jud Buechler (ARIZ), Seattle

1991 (Two)

- 1st 10. Brian Williams (ARIZ), Orlando
- 11. Terrell Brandon (ORE), Cleveland
- 25. Shaun Vandiver (COLO), Golden State
- 2nd 48. Isaac Austin (ASU), Utah

1992 (Two)

- 1st 10. Adam Keefe (STAN), Atlanta
- 12. Harold Miner (USC), Miami
- 18. Tracy Murray (UCLA), San Antonio
- 19. Don MacLean (UCLA), Detroit
- 2nd 30. Sean Rooks (ARIZ), Dallas
- 36. Duane Cooper (USC), LA Lakers

1993 (Two)

- 1st 14. Scott Haskin (OSU), Indiana
- 22. Chris Mills (ARIZ), Cleveland
- 2nd 35. Ed Stokes (ARIZ), Miami
- 40. Rich Manning (WASH), Atlanta
- 43. Josh Grant (UTAH), Denver
- 46. Richard Petruska (UCLA), Houston
- 54. Byron Wilson (UTAH), Phoenix

1994 (Two)

- 1st 2. Jason Kidd (CAL), Dallas
- 7. Lamond Murray (CAL), LA Clippers
- 12. Khalid Reeves (ARIZ), Miami

1995 (Two)

- 1st 7. Damon Stoudamire (ARIZ), Toronto
- 9. Ed O'Bannon (UCLA), New Jersey
- 15. Brent Barry (OSU), Denver
- 22. George Zidek (UCLA), Charlotte
- 27. Mario Bennett (ASU), Phoenix
- 2nd 42. Donnie Boyce (COLO), Atlanta
- 47. Tyus Edney (UCLA), Sacramento

1996 (Two)

- 1st 3. Shareef Abdur-Rahim (CAL), Vancouver
- 2nd 31. Mark Hedrickson (WSU), Philadelphia
- 35. Joesph Blair (ARIZ), Seattle
- 43. Ben Davis (ARIZ), Phoenix
- 47. Ron Riley (ASU), Seattle
- 56. Reggie Geary (ARIZ), Cleveland

1997 (Two)

- 1st 2. Keith Van Horn (UTAH), Philadelphia
- 3. Chauncey Billups (COLO), Boston
- 16. Brevin Knight (STAN), Cleveland
- 22. Ed Gray (CAL), Atlanta
- 24. Rodrick Rhodes (USC), Houston
- 2nd 31. Mark Sanford (WASH), Miami
- 32. Charles O'Bannon (UCLA), Detroit

1998 (Two)

- 1st 2. Mike Bibby (ARIZ), Vancouver
- 12. Michael Doleac (UTAH), Orlando
- 14. Michael Dickerson (ARIZ), Houston
- 28. Corey Benjamin (OSU), Chicago
- 2nd 33. Jelani McCoy (UCLA), Seattle
- 42. Miles Simon (ARIZ), Orlando
- 44. Sean Marks (CAL), New York
- 45. Toby Bailey (UCLA), LA Lakers
- 56. J.R. Henderson (UCLA), Vancouver

1999 (Two)

- 1st 3. Baron Davis (UCLA), Charlotte
- 8. Andre Miller (UTAH), Cleveland
- 10. Jason Terry (ARIZ), Atlanta
- 2nd 39. A.J. Bramlett (ARIZ), Cleveland
- 41. Francisco Elson (CAL), Denver
- 47. Todd MacCulloch (WASH), Philadelphia
- 56. Tim Young (STAN), Golden State

2000 (Two)

- 1st 11. Jerome Moiso (UCLA), Boston
- 29. Mark Madsen (STAN), LA Lakers
- 2nd 37. Eddie House (ASU), Miami
- 40. Hanno Mottola (UTAH), Atlanta
- 56. Jaquay Walls (COLO), Indiana

2001 (Two)

- 1st 13. Richard Jefferson (ARIZ), Houston

- 18. Jason Collins (STAN), Houston
- 2nd 31. Gilbert Arenas (ARIZ), Golden State
- 35. Brian Scalabrine (USC), New Jersey
- 36. Jeff Trepagnier (USC), Cleveland
- 39. Michael Wright (ARIZ), New York
- 40. Earl Watson (UCLA), Seattle
- 45. Sean Lampley (CAL), Chicago
- 46. Loren Woods (ARIZ), Minnesota
- 53. Jarron Collins (STAN), Utah
- 58. Bryan Bracey (ORE), San Antonio

2002 (Two)

- 1st 14. Frederick Jones (ORE), Indiana
- 18. Curtis Borchardt (STAN), Utah
- 22. Casey Jacobsen (STAN), Phoenix
- 2nd 34. Dan Gadzuric (UCLA), Milwaukee
- 45. Sam Clancy (USC), Philadelphia
- 46. Matt Barnes (UCLA), Cleveland
- 47. Jamaal Sampson (CAL), Milwaukee

2003 (Two)

- 1st 14. Luke Ridnour (ORE), Seattle
- 2nd 31. Jason Kapono (UCLA), Cleveland
- 32. Luke Walton (ARIZ), LA Lakers
- 53. Tommy Smith (ASU), Chicago

2004 (Two)

- 1st 6. Josh Childress (STAN), Atlanta
- 9. Andre Iguodala (ARIZ), Philadelphia
- 10. Luke Jackson (ORE), Cleveland
- 29. David Harrison (COLO), Indiana
- 2nd 43. Trevor Ariza (UCLA), New York

2005 (Two)

- 1st 1. Andrew Bogut (UTAH), Milwaukee
- 8. Channing Frye (ARIZ), New York
- 9. Ike Diogu (ASU), Golden State
- 21. Nate Robinson (WASH), Phoenix
- 2nd 31. Salim Stoudamire (ARIZ), Atlanta
- 54. Dijon Thompson (UCLA), New York

2006 (Two)

- 1st 6. Brandon Roy (WASH), Minnesota
- 26. Jordan Farmar (UCLA), LA Lakers
- 2nd 37. Bobby Jones (WASH), Minnesota
- 49. Leon Powe (CAL), Denver
- 50. Ryan Hollins (UCLA), Charlotte
- 54. Hassan Adams (ARIZ), New Jersey

2007 (Two)

- 1st 10. Spencer Hawes (WASH), Sacramento
- 16. Nick Young (USC), Washington
- 26. Aaron Brooks (ORE), Houston
- 27. Arron Afflalo (UCLA), Detroit
- 2nd 32. Gabe Pruitt (USC), Boston
- 33. Marcus Williams (ARIZ), San Antonio

2008 (Two)

- 1st 3. O.J. Mayo (USC), Chicago
- 4. Russell Westbrook (UCLA), Seattle
- 5. Kevin Love (UCLA), Houston
- 10. Brook Lopez (STAN), New Jersey
- 11. Jerryd Bayless (ARIZ), Indiana
- 15. Robin Lopez (STAN), Phoenix
- 21. Ryan Anderson (CAL), New Jersey
- 2nd 37. Luc Richard Mbah a Moute (UCLA), Milwaukee
- 38. Kyle Weaver (WSU), Charlotte
- 48. Malik Hairston (ORE), Phoenix
- 50. DeVon Hardin (CAL), Seattle
- 54. Maarty Leunen (ORE), Houston

2009 (Two)

- 1st 3. James Harden (ASU), Oklahoma City
- 8. Jordan Hill (ARIZ), New York
- 9. DeMar DeRozan (USC), Toronto
- 17. Jrue Holiday (UCLA), Philadelphia

- 21. Darren Collison (UCLA), New Orleans
- 26. Taj Gibson (USC), Chicago
- 2nd 31. Jeff Pendergraph (ASU), Sacramento
- 38. Jon Brockman (WASH), Portland
- 44. Chase Budinger (ARIZ), Detroit

2010 (Two)

- 1st 26. Quincy Pondexter (WASH), OK City
- 2nd 39. Landry Fields (STAN), New York

2011 (Two)

- 1st 2. Derrick Williams (ARIZ), Minnesota
- 11. Klay Thompson (WSU), Golden State
- 12. Alec Burks (COLO), Utah
- 16. Nikola Vucevic (USC), Philadelphia
- 2nd 35. Tyler Honeycutt (UCLA), Sacramento
- 43. Malcolm Lee (UCLA), Chicago
- 60. Isaiah Thomas (WASH), Sacramento

2012 (Two)

- 1st 8. Terrence Ross (WASH), Toronto
- 24. Jared Cunningham (OSU), Cleveland
- 25. Tony Wroten (WASH), Memphis

2013 (Two)

- 1st 14. Shabazz Muhammad (UCLA), Utah
- 23. Solomon Hill (ARIZ), Indiana
- 26. Andre Roberson (COLO), Minnesota
- 2nd 31. Allen Crabbe (CAL), Cleveland
- 33. Carrick Felix (ASU), Cleveland
- 40. Grant Jerrett (ARIZ), Portland
- 54. Arsalan Kazemi (ORE), Washington

2014 (Two)

- 1st 4. Aaron Gordon (ARIZ), Orlando
- 13. Zach LaVine (UCLA), Minnesota
- 22. Jordan Adams (UCLA), Memphis
- 28. C.J. Wilcox (WASH), LA Clippers
- 29. Josh Huestis (STAN), Oklahoma City
- 30. Kyle Anderson (UCLA), San Antonio
- 2nd 38. Spencer Dinwiddie (COLO), Detroit
- 42. Nick Johnson (ARIZ), Houston
- 45. Dwight Powell (STAN), Charlotte

2015 (Two)

- 1st 8. Stanley Johnson (ARIZ), Detroit
- 20. Delon Wright (UTAH), Toronto
- 23. Rondae Hollis-Jefferson (ARIZ), Brooklyn
- 30. Kevon Looney (UCLA), Golden State
- 2nd 34. Anthony Brown (STAN), LA Lakers
- 43. Joseph Young (ORE), Indiana
- 46. Normal Powell (UCLA), Toronto

2016 (Two)

- 1st 3. Jaylen Brown (CAL), Boston
- 8. Marquese Chriss (WASH), Sacramento (traded to Phoenix)
- 9. Jakob Poeltl (UTAH), Toronto
- 29. Dejounte Murray (WASH), San Antonio
- 2nd 60. Tyrone Wallace (CAL), Utah



► Stanford won its first-ever NCAA men's soccer title in 2015.



► The Washington women's golf team won its first-ever NCAA title in 2016.





LARRY SCOTT - COMMISSIONER

Throughout his career as a student-athlete, professional athlete, and sports executive, Larry Scott has been a game changer: a bold, innovative leader with a vision for transformative change — from equal prize money at Wimbledon to expansion and revitalization of the Pac-12 Conference. Commissioner Scott's firm belief that sport has the power to be a force for positive change has been the hallmark of his career.

EXPANSION AND INNOVATION AT THE PAC-12

In his seven years as Pac-12 Commissioner, with the support of the Pac-12's member universities' presidents and chancellors, Scott has orchestrated a rebranding of the Conference, with messages of innovation, excellence, and the advantages of a West Coast location at its core. Scott also led the Conference through an expansion for the first time since 1978 by successfully adding Colorado and Utah.

During his tenure, the Pac-12 added a Football Championship Game, transformed the Conference basketball tournaments into must-attend events, and secured an agreement for equal revenue sharing for the first time ever.

Scott has also led a transformation of the Conference's media posture by delivering much-needed revenue, dramatically increasing exposure for women's and Olympic sports, establishing digital and mobile platforms for Pac-12 content, and creating training and employment opportunities for thousands of Pac-12 students interested in launching media careers. To achieve these goals, he delivered a landmark media rights agreement with ESPN and Fox Sports and created Pac-12 Networks, the first-ever integrated media company owned by a collegiate conference.

Commissioner Scott and the presidents and chancellors of the Pac-12 have led the way in ensuring that the academic mission and welfare of student-athletes remain the primary focus of intercollegiate athletics. Through a series of reforms, Pac-12 schools have committed to enhanced student-athlete benefits, including increasing scholarship limits to cover the full cost of attending college, and the Pac-12 has formally added student-athletes to its governance structure.

Under Scott's leadership, the Pac-12 also created a Student-Athlete Health Initiative that is a collective effort between the conference and our member universities to find ways to reduce injuries, share current best practices and latest studies, and conduct research to uncover new ways to keep student-athletes as safe as possible. The 7,000 student-athletes in the Pac-12 benefit deeply from college athletics as their sports provide them an avenue to graduate from some of the best universities in the world. Scott is staunchly committed to retaining college sports a vital component of American higher education by continually adapting to the changing needs of today's student-athletes.

His vision for the Conference also reaches beyond geographic borders. In 2011, Scott launched Pac-12 Global, which aims to expand the Conference's footprint in Asia and beyond. Since its advent, the initiative has been the catalyst for several international athletic events and student-athlete cultural exchange programs. In 2015, the Pac-12 hosted the first-ever regular season basketball game, collegiate or professional, to be played in China as the University of Washington defeated the University of Texas.

PROVEN LEADERSHIP IN ATHLETICS

Scott succeeded Tom Hansen as the sixth Commissioner of what was then the Pac-10 Conference on July 1, 2009. Before that, he served for six years as Chairman and Chief Executive Officer of the Sony Ericsson Women's Tennis Association (WTA) Tour, where he helped generate unprecedented growth and popularity for women's professional tennis on a global scale.

At the WTA Tour, Scott worked with Billie Jean King and others to achieve the long-sought goal of equal prize money for women in tennis' grand slam events. He also became the architect of the largest-ever sponsorship in both women's sports and professional tennis, a six-year \$88-million title sponsorship agreement with Sony Ericsson. His many other WTA achievements include the largest television deal in women's tennis history, a reform package that led to a 40 percent increase in prize money, and \$750 million in facilities investments.

Scott's career in athletics extends back to his captaincy of the Harvard men's tennis team, where he was named an All-American, earned a B.A. in History, and developed a first-hand understanding of the importance of maintaining a balance between academics and athletics.

He went on to play tennis professionally on the ATP circuit, winning one title, and then going on to work for more than a decade with the ATP, where his roles included Chief Operating Officer, President of ATP Properties, and Executive Vice President of the International Group. In those roles, he was credited with significantly increasing the global popularity of men's tennis, establishing the Tennis Masters Cup as one of the sport's most successful events, negotiating a renewal of the ATP's 13-year partnership with Mercedes-Benz that remains one of the preeminent sponsorship agreements in tennis history, and launching tournaments in places like China and the Persian Gulf.

RECOGNITION AND SERVICE

Scott has often earned recognition for his visionary leadership. In 2012, he was a finalist for the Sports Executive of the Year Award given by Sports Business Journal and was awarded the Vision Award by Cynopsis Sports. Also that year, the Pac-12 was nominated by Sports Business Journal as the Sports League of the Year. In 2013, Scott was given the Americanism Award by the Anti-Defamation League in tribute to his mission of fostering positive change through sports. Scott also serves on the board of the Women's Sports Foundation.

During his tenure as Commissioner, Scott has increasingly become a leader in intercollegiate athletics, playing a major role in creation of the College Football Playoff, demonstrating leadership in the drive for NCAA reform, and being a strong advocate for maintaining the primacy of academics and the welfare of student-athletes.

Larry and his wife, Cybille, live in Danville, Calif., and have three children, Alexander, Sebastien, and Alannah.

SCOTT QUICK FACTS

CURRENT POSITION:

**Commissioner
Pac-12 Conference
July 1, 2009-Present**

PREVIOUS POSITION:

**Chairman & CEO • WTA Tour
April 15, 2003-June 30, 2009**

HONORS:

- Finalist for Sports Business Journal Sports Executive of the Year, 2012
- Vision Award Winner, Cynopsis Sports Awards, 2012
- Americanism Award Recipient, Anti-Defamation League, 2013
- TIME Magazine's List of Best Sports Executives, 2008

EDUCATION:

Harvard University, B.A. European History
1986 graduate with Honors

ATHLETIC ACCOMPLISHMENTS:

All-American tennis player at Harvard
Three-year professional tennis player, winning one ATP title

PREVIOUS PAC-12 COMMISSIONERS

EDWIN N. ATHERTON
1940-1944

VICTOR O. SCHMIDT
1944-1959

THOMAS J. HAMILTON
1959-1971

WILES HALLOCK
1971-1983

THOMAS C. HANSEN
1983-2009

LAWRENCE G. SCOTT
2009-Present

LEARFIELD SPORTS DIRECTORS' CUP

The STANFORD Cardinal captured their 22nd-consecutive Directors' Cup in leading the Pac-12 Conference to another impressive finish in the final 2015-16 Division I Learfield Sports Directors' Cup standings, the National Association of Collegiate Directors of Athletics (NACDA) announced.

Led by a spring NCAA title in women's tennis, and a pair of runner-up finishes in women's golf and women's water polo, Stanford won its 22nd-consecutive Cup. The Cardinal grabbed another NCAA title in men's soccer and posted eight top five finishes in tallying an impressive 1,526.50 points. That's 220 points more than runner-up Ohio State.

USC finished fourth (1,196.25 points) for its third consecutive top 10 finish. The Trojans captured a pair of spring titles in women's water polo and beach volleyball. UCLA placed sixth overall, its 20th top 10 finish in the Directors' Cup, with 1,091.50 points. The Bruins collected a title in men's water polo and posted six other top-five finishes during the 2015-16 year. Behind its three national titles in men's golf, and men's and women's indoor track and field, OREGON posted its highest finish ever in the Directors' Cup at 10th with 973.75 points. CALIFORNIA added a national title in women's rowing and placed 11th with 966.00 points. WASHINGTON added an NCAA title in women's golf and placed 14th with 951.50 points, while ARIZONA posted a national runner-up finish in baseball and collect 740.75 points giving the Pac-12 Conference a phenomenal seven teams among the top 25.

ARIZONA STATE finished 37th (595.25), followed by COLORADO which finished 46th (483.75), UTAH was 51st over-all (433.75), followed by OREGON STATE (84th, 245.25) and WASHINGTON STATE (102nd, 172.00).

The success of the Pac-12 in the Directors' Cup was bolstered by the capturing of 10 NCAA titles, most among all conferences. In addition, 10 Pac-12 league members combined to post 38 top-four finishes in 22 NCAA championships.

The Directors' Cup was developed as a joint effort between the National Association of Collegiate Directors of Athletics (NACDA) and USA Today. Points are awarded based on each institution's finish in up to 20 sports - 10 women's and 10 men's.

CONFERENCE COMPARISON

	Conference*	Top 25 Schools	Membership Ratio
1.	Pac-12 (12)	7	.583
2.	ACC (15)	6	.400
3.	SEC (14)	5	.357
4.	Big Ten (14)	4	.286
5.	Big 12 (10)	3	.300

* based on 2015-16 membership

WHERE THEY RANKED

	School	Total Pts
1.	Stanford	1526.50
4.	USC	1196.25
6.	UCLA	1091.50
10.	Oregon	973.75
11.	California	966.00
14.	Washington	951.50
25.	Arizona	740.75
37.	Arizona State	595.25
48.	Colorado	483.75
51.	Utah	433.75
84.	Oregon State	245.25
102.	Washington State	172.00

TOM HANSEN CONFERENCE MEDAL WINNERS



A Conference Medal is awarded annually to each member institution's outstanding senior male and female student-athlete based on the exhibition of the greatest combination of performance and achievement in scholarship, athletics and leadership.

Conference medal winners have been named every year since the 1960-61 academic year. In 2009, the Pac-12 re-named the award the Tom Hansen Conference Medal in honor of Hansen, who retired at the end of June 2009 after serving for 26 years as Commissioner of the Pac-10.

Following are the 2015-16 award winners:

2015-16 PAC-12 TOM HANSEN CONFERENCE MEDAL WINNERS

School	Men	Women
Arizona	Rafael Quintero, Diving	Bonnie Brandon, Swimming
Arizona State	Michael Bercovici, Football	Elisha Davis, Basketball
California	Tyrone Wallace, Basketball	Rachel Bootsma, Swimming
Colorado	Connor Winter, Cross Country	Alexis Keating, Golf
Oregon	Daan Maasland, Tennis	Cheridan Hawkins, Softball
Oregon State	Seth Thomas, Wrestling	Ruth Hamblin, Basketball
Stanford	Conrad Kaminski, Volleyball	Ivana Hong, Gymnastics
UCLA	Daniel McClintick, Water Polo	Danusia Francis, Gymnastics
USC	Max de Vroome, Tennis	Samantha Bricio, Volleyball
Utah	Brandon Taylor, Basketball	Breanna Hughes, Gymnastics
Washington	Brian Clay, Football	Melanie Wade, Volleyball
Washington State	Joe Dahl, Football	Kourtney Guetlein, Soccer



JAMIE ZANINOVICH • Deputy Commissioner and Chief Operating Officer

Deputy Commissioner Jamie Zaninovich comes to the Pac-12 after six years as the commissioner of the West Coast Conference. At the Pac-12, Zaninovich has responsibility for all aspects of the Pac-12 Conference's administrative operations, including television administration, sport management, championships, football bowl relationships, governance, enforcement, compliance, and officiating.

In his time with the WCC, Zaninovich led the conference through a period of unprecedented membership growth, transformed the conference basketball championships into successful events, and brought forward television and digital media advances that showcased the WCC's brand regionally, nationally and internationally.

Zaninovich was a member of the NCAA Division I Men's Basketball Committee from 2011-2014 and is a past Chair of the Division I Collegiate Commissioners Association Division I Subdivision. He is also a founding member of the Board of Managers and Competition Committee of the Men's Basketball Officiating LLC, a past member of the NCAA Committee on Women's Athletics and was named one of the prestigious "40 Under 40" honorees by the Sports Business Journal in 2010.

A native of Eugene, Oregon, Zaninovich is a graduate of Stanford University and the Stanford University Graduate School of Business. Prior to the WCC, he served as a sports administrator at both Stanford and Princeton University.



WOODIE DIXON • General Counsel, Senior Vice President Business Affairs

Woodie Dixon joined the Pac-12 in April 2010 and manages all business affairs, in-house legal matters and human resources for the Conference and Pac-12 Networks, as well as football administration for the Conference.

Prior to joining the Pac-12, Dixon spent six years (2004-10) as General Counsel for the NFL's Kansas City Chiefs overseeing all legal matters for the franchise, including player, marketing, sponsorship, stadium operations, special event and sales contracts, litigation and licensing. Previously, he has practiced law with the NFL, Sidley, Austin, Brown & Wood LLP in Chicago, and Dorsey & Whitney LLP in Minneapolis, Minn.

Dixon is a graduate of Harvard Law School, the University of Massachusetts graduate program in Sports Management and Amherst College.



DANETTE LEIGHTON • Chief Marketing Officer

Danette Leighton joined the Pac-12 Conference in April 2010 as the Conference's first Chief Marketing Officer. Her responsibilities include leading the Conference and Pac-12 Networks in the development and implementation of strategic marketing and communication programs, as well as integrating and supporting the marketing interests of the member institutions. She oversees the areas of business operations, communications, event operations, marketing, public affairs and ticket sales, as well as the communications and marketing departments at Pac-12 Networks.

An Arizona graduate, Leighton returns to the Pac-12 where she began her career as a public relations intern. Most recently, she acted as Vice President of Marketing and Brand Development for Maloof Sports & Entertainment. She spent the last decade overseeing all marketing and branding efforts for the NBA's Sacramento Kings and ARCO Arena, as well as the business operations for the WNBA's Sacramento Monarchs.

Previously, she led Sony's sports marketing division, focusing on the PGA Tour and the Sony Open in Hawai'i. She also served as the executive director of the 1999 NCAA Women's Basketball Final Four at Stanford and worked in public relations for the Fiesta Bowl.



RON MCQUATE • Chief Financial Officer

Ron McQuate joined the Pac-12 in March 2010 as the Chief Financial Officer and manages the finances for the Conference and Pac-12 Networks. Prior to joining the Pac-12, McQuate spent seven years at the Sony Ericsson WTA Tour (WTA) where he served Sr. Vice President of Finance.

Before the WTA, McQuate acted as Vice President of Finance for the Soccer, Europe, and Events Divisions of AEG in Los Angeles, Calif.

He began his career in sports with the Cleveland Indians as Controller and then Director of Corporate Planning and Development. McQuate earned his B.S.B.A. in accounting from the University of Dayton.



GLORIA NEVAREZ • Senior Associate Commissioner, Senior Woman Administrator

Gloria Nevarez was named the Pac-12's Senior Associate Commissioner and Senior Woman Administrator in April 2010. Nevarez is responsible for the administration of the Conference's Senior Woman Administrators and oversees all sports except football. She is the Pac-12 liaison for men's basketball and women's golf.

Before joining the Pac-12, Nevarez spent the previous three years as Senior Associate Athletic Director at the University of Oklahoma, overseeing marketing, human resources, strength and conditioning and several sports including men's and women's basketball. She also served as the University's liaison for Title IX compliance and Big 12 governance issues. Before Oklahoma, Nevarez was Associate Commissioner/SWA for the West Coast Conference. Nevarez previously held positions in program management, compliance and legal affairs at the University of California. She also worked in the athletic department at San Jose State University and was an adjunct faculty member at the University of San Francisco.

Nevarez is a graduate of the University of Massachusetts where she played basketball and is a University of California, Berkeley Law alumna.



ERIK HARDENBERGH • Senior Vice President, Public Affairs

Erik Hardenbergh joined the Pac-12 as the Vice President of Public Affairs in July 2012. Hardenbergh leads the development and execution of public relations plans and strategies promoting the interests and reputation of the Pac-12 and Pac-12 Networks. Hardenbergh plays a pivotal role in enhancing the Conference's visibility at local, national and global levels.

Most recently, Hardenbergh spent four years as the Vice President of the Glover Park Group in Washington, D.C., where he developed strategic messaging platforms and coordinated integrated campaigns for companies including JPMorgan Chase and United Technologies. Hardenbergh has also worked for several sports media outlets including Yahoo! Sports, Fox Sports Northwest and ABC Sports.

Hardenbergh holds a bachelor's degree in political science from Amherst College, where he was an Academic All-American and captained the golf team for three years. Hardenbergh also earned an MBA from the Kenan-Flagler Business School at University of North Carolina-Chapel Hill.



Ron Barker
Associate Commissioner,
Governance & Enforcement



Chris Dawson
Associate Commissioner,
Sports Management



Dave Hirsch
Vice President,
Communications



Will Hunter
Vice President,
Operations



Duane Lindberg
Associate Commissioner,
Television



Tammy Newman
Associate Commissioner,
Governance & Enforcement



Erik Price
Associate Commissioner,
Compliance



Chris Grant
Associate Commissioner,
Sports Management and
Championships




Heather Vaughan
Vice President,
Marketing



Carter Westfall
Vice President,
International



Anna Roberts
Senior Director,
Human Resources



Natalia Ciccone
Assistant Commissioner,
Communications



Chris Merino
Assistant Commissioner,
Compliance



Cheryl Wong
Assistant Commissioner
Sports Management and
Championships



Jesse Hooker
Director,
Communications



Taylor Lien
Director,
Business Operations



Noveen Moinpour
Director,
Marketing



Michael Ortiz
Director,
Video Operations



Shannon Burrow
Controller



Scott Tester
Senior Manager,
Ticket Operations



Carrie Xu
Senior Manager,
International



In Ja Holcomb
Executive Assistant to the
Commissioner



Theo Mendoza
Graphic Designer



Liz Beadle
Specialist, Public Affairs



Lina Diaz
Assistant Director,
Business and Finance






BOBBY DIBLER • Coordinator of Men's Basketball Officiating

Bobby Dibler was named Pac-12 Coordinator of Men's Basketball Officiating in June 2013, and now serves as the lead of the Western Officiating Consortium, an alliance between all six western leagues (Pac-12, Mountain West, Big Sky, Big West, Western Athletic, and West Coast) in an effort to promote consistency - in training, development and evaluation - in officiating in the western U.S., and provide a larger, more diverse pool of officials for assignment. Dible also spent six years (1992-98) in the same role at the Western Athletic Conference from 1992-98. Prior to his duties of coordinating officials for the Conference, he was a WAC basketball official for 19 years. Dibler has also officiated in the Southwest Athletic (1973-93), Big West (1982-93), Pacific-10 (1982-86, 1988-1993), Big Eight (1981-82), and Missouri Valley (1973-82) conferences. During his 20 years as an official, he worked 14 NCAA tournaments, including three Final Fours, and several NIT games. Dibler was also employed with the Proctor and Gamble Distributing Company as an Account Executive/Operations Manager for 31 years before retiring in December 1999.



Sean Harris
Assistant Director, Sports
Management and Champion-
ships



Jamie Alfieri
Coordinator,
Officiating and
Sports Management



Michael Brady
Coordinator,
Video Operations



Wendy Heredia
Senior Administrative
Assistant
Marketing & Communications




Meghan Cesnik
Administrative
Assistant



Kina Tua
Administrative Assistant
Sports Management



Molly Babcock
Fellow,
Communications



Kasey Carlson
Fellow,
Communications



Jamie Friderichs
Fellow,
Administrative



David Coleman
Vice President, Officiating



Dave Yeast
Coordinator of
Baseball Officiating



Joan Powell
Coordinator of Women's
Volleyball Officiating



Violet Palmer
Coordinator of Women's
Basketball Officiating



Sandra Hunt
Coordinator of
Women's Soccer



Joanne Venditto
Coordinator of
Softball Officiating

NCAA TEAM TITLES WON BY CONFERENCE (ALL-TIME)

TEAM		INDIVIDUAL	
1. Pac-12	488	1. Pac-12	2,248
2. Big Ten	305	2. Big Ten	1,720
3. Southeastern	217	3. SEC	1,418
4. Big 12	170	4. Big 12	1,026
5. Atlantic Coast	146	5. ACC	518
6. Ivy	97	6. Ivy	438
7. American Athletic	49	7. American Athletic	228
8. Conference USA	41	8. Big East	212
9. Summit	35	Mountain West	212
10. West Coast	32	10. Conference USA	165

NCAA TEAM TITLES WON BY CONFERENCE (ALL-TIME)

MEN		WOMEN	
1. Pac-12	295	1. Pac-12	164
2. Big Ten	213	2. Southeastern	99
3. Southeastern	117	3. Big Ten	71
4. Big 12	117	4. Atlantic Coast	58
5. Atlantic Coast	81	5. Big 12	33
6. Ivy	57	6. American Athletic	18
7. American Athletic	31	7. Ivy	16
8. Conference USA	29	8. Big East	13
9. West Coast	23	9. Conference USA	12
10. Big Sky	17	10. West Coast	9

COMBINED	
1. Pac-12	29
2. Ivy	24
3. Summit	22
4. Big Ten	21
5. Big 12	20

NCAA INDIVIDUAL TITLES WON BY CONFERENCE (ALL-TIME)

MEN		COMBINED	
1. Big Ten	1,470	1. Pac-12	179
2. Pac-12	1,352	2. Ivy	110
3. Big 12	773	3. America East	69
4. Southeastern	729	4. Big Ten	60
5. Atlantic Coast	313	5. Mountain West	44

WOMEN	
1. Pac-12	717
2. Southeastern	687
3. Big 12	228
4. Big Ten	190
5. Atlantic Coast	168

NCAA TEAM TITLES WON BY SCHOOL (ALL-TIME)

MEN		WOMEN	
1. USC	84	1. STANFORD	47
2. UCLA	74	2. UCLA	39
3. STANFORD	62	4. North Carolina	30
4. Oklahoma State	51	3. LSU	25
5. Arkansas	43	5. Texas	23
6. Michigan	34	6. Maryland	21
7. CALIFORNIA	27	7. Georgia	20
8. Yale	26	8. Florida	18
9. Indiana	24	9. USC	16
Iowa	24	10. Connecticut	14

COMBINED	
1. Denver	23
2. COLORADO	19
3. West Virginia	18

NCAA INDIVIDUAL TITLES WON BY SCHOOL (ALL-TIME)

MEN		WOMEN	
1. USC	319	1. STANFORD	204
2. Michigan	275	2. Georgia	157
3. STANFORD	265	3. Florida	153
4. Ohio State	222	4. Texas	152
5. Texas	197	5. LSU	110
6. Oklahoma State	168	6. UCLA	103
7. UCLA	166	7. ARIZONA	93
8. CALIFORNIA	155	8. CALIFORNIA	86
9. Illinois	146	9. USC	77
10. Oklahoma	141	10. Auburn	51

COMBINED	
1. COLORADO	90
2. Denver	88
3. UTAH	72

NCAA TEAM & INDIVIDUAL TITLES WON BY PAC-12 SCHOOLS (ALL-TIME)

TEAM TITLES

MEN	WOMEN	COMBINED
USC	Stanford	Colorado
84	47	19
UCLA	UCLA	Utah
74	39	10
Stanford	USC	TOTAL
62	18	29
California	Arizona State	
27	12	
Oregon	Arizona	
19	11	
Arizona State	Oregon	
11	11	
Arizona	Utah	
7	9	
Colorado	California	
5	8	
Oregon State	Washington	
3	6	
Washington State	Colorado	
2	2	
Utah	TOTAL	
1	164	
TOTAL		
295		

INDIVIDUAL TITLES

MEN	WOMEN	COMBINED
USC	Stanford	Colorado
319	204	90
Stanford	UCLA	Utah
265	103	72
UCLA	Arizona	Stanford
166	93	14
California	California	Washington
155	86	2
Oregon	USC	Washington State
101	72	1
Arizona	Arizona State	TOTAL
83	46	179
Washington State	Oregon	
79	43	
Arizona State	Utah	
66	25	
Washington	Washington	
53	17	
Oregon State	Colorado	
32	15	
Colorado	Oregon State	
25	7	
Utah	Washington State	
7	6	
TOTAL	TOTAL	
1,352	702	

based on 2015-16 conference memberships

ALL-TIME NCAA CHAMPIONSHIPS BY SPORT » WOMEN'S SPORTS

BASKETBALL (4)

1982-83—USC
1983-84—USC
1989-90—Stanford
1991-92—Stanford

BEACH VOLLEYBALL (1)

2016—USC

CROSS COUNTRY (11)

1983—Oregon
1987—Oregon
1997—Stanford
2000—Colorado
2003—Stanford
2004—Colorado
2005—Stanford
2006—Stanford
2007—Stanford
2008—Washington
2012—Oregon

GOLF (17)

1990—Arizona State
1991—UCLA
1993—Arizona State
1994—Arizona State
1995—Arizona State
1996—Arizona
1997—Arizona State
1998—Arizona State
2000—Arizona
2003—USC
2004—UCLA
2008—USC
2009—Arizona State
2011—UCLA
2013—USC
2015—Stanford
2016—Washington

GYMNASTICS (15)

1982—Utah
1983—Utah
1984—Utah
1985—Utah
1986—Utah
1990—Utah
1992—Utah
1994—Utah
1995—Utah
1997—UCLA
2000—UCLA
2001—UCLA
2003—UCLA
2004—UCLA
2010—UCLA

ROWING (7)

1997—Washington
1998—Washington
2001—Washington
2005—California
2006—California
2009—Stanford
2016—California

SOCCER (3)

2007—USC
2011—Stanford
2013—UCLA

SOFTBALL (23)

1982—UCLA
1984—UCLA
1985—UCLA
1988—UCLA
1989—UCLA

1990—UCLA
1991—Arizona
1992—UCLA
1993—Arizona
1994—Arizona
1996—Arizona
1997—Arizona
1999—UCLA
2001—Arizona
2002—California
2003—UCLA
2004—UCLA
2006—Arizona
2007—Arizona
2008—Arizona State
2009—Washington
2010—UCLA
2011—Arizona State

SWIMMING (14)

1983—Stanford
1989—Stanford
1992—Stanford
1993—Stanford
1994—Stanford
1995—Stanford
1996—Stanford
1997—USC
1998—Stanford
2008—Arizona
2009—California
2011—California
2012—California
2015—California

TENNIS (22)

1982—Stanford
1983—USC
1984—Stanford
1985—USC
1986—Stanford
1987—Stanford
1988—Stanford
1989—Stanford
1990—Stanford
1991—Stanford
1997—Stanford
1999—Stanford
2001—Stanford
2002—Stanford
2004—Stanford
2005—Stanford
2006—Stanford
2008—UCLA
2010—Stanford
2013—Stanford
2014—UCLA
2016—Stanford

INDOOR TRACK (10)

2000—UCLA
2001—UCLA
2007—Arizona State
2008—Arizona State
2010—Oregon
2011—Oregon
2012—Oregon
2013—Oregon
2014—Oregon
2016—Oregon

OUTDOOR TRACK (7)

1982—UCLA
1983—UCLA
1985—Oregon
2001—USC
2004—UCLA
2007—Arizona State
2015—Oregon

VOLLEYBALL (14)

1981—USC
1984—UCLA
1990—UCLA
1991—UCLA
1992—Stanford
1995—Stanford
1996—Stanford
1997—Stanford
2001—Stanford
2002—USC
2003—USC
2004—Stanford
2005—Washington
2011—UCLA

WATER POLO (16)

2001—UCLA
2002—Stanford
2003—UCLA
2004—USC
2005—UCLA
2006—UCLA
2007—UCLA
2008—UCLA
2009—UCLA
2010—USC
2011—Stanford
2012—Stanford
2013—USC
2014—Stanford
2015—Stanford
2016—USC



The Washington women's golf team won its first-ever NCAA title.



Stanford won its first-ever NCAA men's soccer title.

ALL-TIME NCAA CHAMPIONSHIPS BY SPORT » MEN'S SPORTS

BASEBALL (28)	2001—Colorado	1988—Utah	1962—USC	1930—USC	1988—USC
1947—California	2002—Stanford	1991—Colorado	1963—USC	1931—USC	1989—UCLA
1948—USC	2003—Stanford	1993—Utah	1964—USC	1934—Stanford	1990—USC
1957—California	2004—Colorado	1995—Colorado	1965—UCLA	1935—USC	1993—UCLA
1958—USC	2006—Colorado	1996—Utah	1966—USC	1936—USC	1995—UCLA
1961—USC	2007—Oregon	1997—Utah	1967—USC	1937—USC	1996—UCLA
1963—USC	2008—Oregon	1998—Colorado	1968—USC	1938—USC	1997—Stanford
1965—Arizona State	2013—Colorado	1999—Colorado	1969—USC	1939—USC	1998—UCLA
1967—Arizona State	2014—Colorado	2003—Utah	1970—UCLA	1940—USC	2000—UCLA
1968—USC		2006—Colorado	1971—UCLA	1941—USC	2006—UCLA
1969—Arizona State	GOLF (15)	2011—Colorado	1973—Stanford	1942—USC	2010—Stanford
1970—USC	1938—Stanford	2013—Colorado	1974—Stanford	1943—USC	
1971—USC	1939—Stanford	2015—Colorado	1975—UCLA	1949—USC	
1972—USC	1941—Stanford		1976—UCLA	1950—USC	WATER POLO (43)
1973—USC	1942—Stanford	SOCCER (4)	USC	1951—USC	1969—UCLA
1974—USC	1946—Stanford	1985—UCLA	1977—Stanford	1952—USC	1971—UCLA
1976—Arizona	1953—Stanford	1990—UCLA	1978—Stanford	1953—USC	1972—UCLA
1977—Arizona State	1988—UCLA	1998—UCLA	1979—UCLA	1954—USC	1973—California
1978—USC	1990—Arizona State	2002—UCLA	1980—Stanford	1955—USC	1974—California
1980—Arizona	1992—Arizona	2015—Stanford	1981—Stanford	1956—UCLA	1976—Stanford
1981—Arizona State	1994—Stanford		1982—UCLA	1958—USC	1977—California
1986—Arizona	1996—Arizona State	SWIMMING (24)	1983—Stanford	1961—USC	1978—Stanford
1987—Stanford	2004—California	1960—USC	1984—UCLA	1962—Oregon	1980—Stanford
1988—Stanford	2007—Stanford	1963—USC	1986—Stanford	1963—USC	1981—Stanford
1998—USC	2008—UCLA	1964—USC	1988—Stanford	1964—Oregon	1983—California
2006—Oregon State	2016—Oregon	1965—USC	1989—Stanford	1965—Oregon	1984—California
2007—Oregon State		1966—USC	1990—Stanford	USC	1985—Stanford
2012—Arizona	GYMNASTICS (13)	1967—Stanford	1991—USC	1966—UCLA	1986—Stanford
2013—UCLA	1962—USC	1974—USC	1992—Stanford	1967—USC	1987—California
	1968—California	1975—USC	1993—USC	1968—USC	1988—California
BASKETBALL (16)	1975—California	1976—USC	1994—USC	1970—Oregon	1990—California
1938-39—Oregon	1984—UCLA	1977—USC	1995—Stanford	1971—UCLA	1991—California
1941-42—Stanford	1986—Arizona State	1979—California	1996—Stanford	1972—UCLA	1992—California
1943-44—Utah	1987—UCLA	1980—California	1997—Stanford	1973—UCLA	1993—Stanford
1958-59—California	1992—Stanford	1982—UCLA	1998—Stanford	1976—USC	1994—Stanford
1963-64—UCLA	1993—Stanford	1985—Stanford	2000—Stanford	1977—Arizona State	1995—UCLA
1964-65—UCLA	1995—Stanford	1986—Stanford	2002—USC	1978—UCLA	1996—UCLA
1966-67—UCLA	1997—California	1987—Stanford	2005—UCLA	1984—Oregon	1998—USC
1967-68—UCLA	1998—California	1992—Stanford	2009—USC	1987—UCLA	1999—UCLA
1968-69—UCLA	2009—Stanford	1993—Stanford	2010—USC	1988—UCLA	2000—UCLA
1969-70—UCLA	2011—Stanford	1994—Stanford	2011—USC	2000—Stanford	2001—Stanford
1970-71—UCLA		1998—Stanford	2012—USC	2014—Oregon	2002—Stanford
1971-72—UCLA	SKIING (29)	2008—Arizona	2014—USC	2015—Oregon	2003—USC
1972-73—UCLA	1959—Colorado	2011—California			2004—UCLA
1974-75—UCLA	1960—Colorado	2012—California	INDOOR TRACK (8)	VOLLEYBALL (25)	2005—USC
1994-95—UCLA	1972—Colorado	2014—California	1967—USC	1970—UCLA	2006—California
1996-97—Arizona	1973—Colorado		1972—USC	1971—UCLA	2007—California
	1974—Colorado		1977—Wash. State	1972—UCLA	2008—USC
BOXING (1)	1975—Colorado	TENNIS (54)	2008—Arizona State	1974—UCLA	2009—USC
1937—Wash. State	1976—Colorado	1946—USC	2009—Oregon	1975—UCLA	2010—USC
	1977—Colorado	1950—UCLA	2014—Oregon	1976—UCLA	2011—USC
CROSS COUNTRY (16)	1978—Colorado	1951—USC	2015—Oregon	1977—USC	2012—USC
1961—Oregon State	1979—Colorado	1952—UCLA	2016—Oregon	1979—UCLA	2013—USC
1971—Oregon	1981—Utah	1953—UCLA		1980—USC	2014—USC
1973—Oregon	1982—Colorado	1954—UCLA	OUTDOOR TRACK (47)	1981—UCLA	2015—UCLA
1974—Oregon	1983—Utah	1955—USC	1922—California	1982—UCLA	2016—UCLA
1977—Oregon	1984—Utah	1956—UCLA	1925—Stanford	1983—UCLA	
1996—Stanford	1986—Utah	1958—USC	1926—USC	1984—UCLA	WRESTLING (1)
1997—Stanford	1987—Utah	1960—UCLA	1928—Stanford	1987—UCLA	1988—Arizona State
		1961—UCLA			

ALL-TIME NON-NCAA CHAMPIONSHIPS BY SPORT » MEN'S SPORTS

FOOTBALL (Polls)	ROWING (31)	1937—Washington	1976—California	2014—Washington
1954—UCLA (UPI)	(IRA: pre-1979;	1939—California	1984—Washington	2016—California
1962—USC (AP, UPI)	Cincinnati Regatta; 1982-)	1940—Washington	1997—Washington	
1967—USC (AP, UPI)	1923—Washington	1941—Washington	1999—California	
1972—USC (AP, UPI)	1924—Washington	1948—Washington	2000—California	
1974—USC (UPI)	1926—Washington	1949—California	2002—California	
1978—USC (UPI)	1928—California	1950—California	2007—Washington	
1991—Washington	1932—California	1960—California	2009—Washington	
(UPI, USA)	1934—California	1961—California	2011—Washington	
2003—USC (AP)	1935—California	1964—California	2012—Washington	
2004—USC (BCS)	1936—Washington	1970—Washington	2013—Washington	

PAC-12 CHAMPIONSHIPS

BY SCHOOL » MEN'S TITLES

SPORT	ARIZ	ASU	CAL	COLO	ORE	OSU	STAN	UCLA	USC	UTAH	WASH	WSU
Baseball	4	10	23	0	12	13	16	9	37	1	14	22
Basketball	14	0	15	0	4	12	11	31	7	0	12	2
Cross Country	6	0	0	5	16	0	12	2	1	0	2	4
Football	1	3	14	0	11	5	15	17	38	0	15	4
Golf	3	12	2	0	3	0	10	5	20	0	6	0
Gymnastics*	0	1	13	0	4	0	2	9	1	0	3	0
Rowing	0	0	17	0	0	0	0	5	0	0	36	0
Soccer	0	0	3	0	0	0	3	8	0	0	2	0
Swimming	0	0	5	0	4	2	52	2	25	0	20	1
Tennis	0	0	6	0	0	0	23	38	34	0	41	0
Track & Field	0	1	3	0	19	1	5	18	41	0	9	5
Water Polo*	0	0	13	0	0	0	11	11	4	0	0	0
Wrestling	0	16	0	0	3	23	0	1	0	0	3	1
TOTALS	28	43	114	5	76	56	160	156	208	1	163	39

* Pac-10 Championship until 1992, when the Mountain Pacific Sports Federation was founded.

Others: Baseball (Portland State 1), Basketball (Idaho 2), Cross Country (Idaho 1), Wrestling (Boise State 6, Cal State Bakersfield 1)

^ Two titles later vacated due to NCAA penalty



The Pac-12 hosts championships in 15 sports throughout the school year, including basketball, cross country, golf, rowing, swimming & diving, and tennis for both men's and women's. The Conference also hosts championships in beach volleyball, women's gymnastics and wrestling.

TOTAL PAC-12 CHAMPIONSHIPS MEN'S & WOMEN'S

Stanford	277
USC	229 [^]
UCLA	227
Washington	200
California	140
Oregon	101
Oregon State	65
Arizona State	58
Arizona	53
Washington State	41 [^]
Colorado.....	7
Utah.....	3

Note: Championships includes ties. Championships also includes titles won where sports were split into Northern and Southern Division.

[^] Two titles later vacated due to NCAA penalty

BY SCHOOL » WOMEN'S TITLES

SPORT	ARIZ	ASU	CAL	COLO	ORE	OSU	STAN	UCLA	USC	UTAH	WASH	WSU
Basketball	1	2	1	0	2	2	23	1	2	0	3	0
Beach Volleyball	0	0	0	0	0	0	0	0	1	0	0	0
Cross Country	1	0	0	2	9	0	15	0	0	0	3	0
Golf	8	8	2	0	0	0	2	5	5	0	0	0
Gymnastics	0	0	0	0	0	6	5	17	0	2	0	0
Rowing	0	0	12	0	0	0	0	2	1	0	14	0
Soccer	0	0	1	0	0	0	11	11	1	0	1	0
Softball	10	2	3	0	4	1	1	9	0	0	3	0
Swimming	4	0	4	0	0	0	19	2	1	0	0	0
Tennis	0	0	2	0	0	0	24	2	4	0	9	2
Track & Field	0	3	0	0	10	0	1	15	1	0	0	0
Volleyball	1	0	1	0	0	0	16	7	5	0	5	0
TOTALS	25	15	26	2	25	9	117	71	21	2	38	2



Utah captured its first-ever Pac-12 baseball title.



USC claimed the inaugural Pac-12 Beach Volleyball Championship, then went on to capture the NCAA crown as well.

ALL-TIME PAC-12 CHAMPIONSHIPS BY SPORT » MEN'S SPORTS

BASEBALL	1958 — USC	2005 — Oregon State	1970-71 — UCLA	1990 — Oregon
1916 — California	1959 — USC	2006 — Oregon State	1971-72 — UCLA	1991 — Arizona
1917 — California	1960 — California (So.)	2007 — Arizona State	1972-73 — UCLA	1992 — Oregon
1918 — Oregon	USC (So.)	2008 — Arizona State	1973-74 — UCLA	1993 — Washington
1919 — Washington	Washington State (No.)	2009 — Arizona State	1974-75 — UCLA	1994 — Washington
1920 — California	1961 — USC (So.)	2010 — Arizona State	1975-76 — UCLA	1995 — Oregon
1921 — California	Washington State (No.)	2011 — UCLA	1976-77 — UCLA	1996 — Stanford
1922 — Washington	1962 — USC (So.)	2012 — Arizona	1977-78 — UCLA	1997 — Stanford
1923 — California (So.)	Oregon State (No.)	UCLA	1978-79 — UCLA	1998 — Stanford
Washington (No.)	1963 — USC (So.)	2013 — Oregon State	1979-80 — Oregon State	1999 — Arizona
1924 — California	Oregon State (No.)	2014 — Oregon State	1980-81 — Oregon State	2000 — Stanford
USC	1964 — USC (So.)	2015 — UCLA	1981-82 — Oregon State	2001 — Stanford
Stanford	Oregon (No.)	2016 — Utah	1982-83 — UCLA	2002 — Stanford
1925 — Stanford (So.)	1965 — USC (So.)	BASKETBALL	1983-84 — Oregon State	2003 — Stanford
Washington (No.)	Washington State (No.)	1915-16 — Oregon State	Washington	2004 — Stanford
1926 — California (So.)	1966 — Stanford (So.)	California	USC	2005 — Stanford
Washington (No.)	California (So.)	1916-17 — Washington State	Washington	2006 — Oregon
1927 — USC (So.)	Washington State (No.)	1918-19 — Oregon	1985-86 — Arizona	2007 — Oregon
Stanford (So.)	1967 — Stanford	1919-20 — Oregon	1986-87 — UCLA	2008 — Oregon
California (So.)	1968 — USC	1920-21 — Stanford	1987-88 — Arizona	2009 — Stanford
Washington State (No.)	1969 — UCLA	California	1988-89 — Arizona	2010 — Stanford
1928 — California (So.)	1970 — USC	1921-22 — Idaho	1989-90 — Arizona	2011 — Colorado
Oregon (No.)	1971 — USC	1922-23 — Idaho	Oregon State	2012 — Colorado
Washington State (No.)	1972 — USC	1923-24 — California	1990-91 — Arizona	2013 — Colorado
1929 — California (So.)	1973 — USC	1924-25 — California	1991-92 — UCLA	2014 — Colorado
Washington (No.)	1974 — USC	1925-26 — California	1992-93 — Arizona	2015 — Colorado
1930 — USC (So.)	1975 — USC	1926-27 — California	1993-94 — Arizona	
Washington (No.)	1976 — UCLA (So.)	1927-28 — USC	1994-95 — UCLA	FOOTBALL
1931 — Stanford (So.)	Washington State (No.)	1928-29 — California	1995-96 — UCLA	1916 — Washington
USC (So.)	1977 — USC	1929-30 — USC	1996-97 — UCLA	1917 — Washington State
Washington (No.)	1978 — USC	1930-31 — Washington	1997-98 — Arizona	1918 — California
1932 — California (So.)	1979 — UCLA	1931-32 — California	1998-99 — Stanford	1919 — Washington
Washington (No.)	1980 — Arizona	1932-33 — Oregon State	Stanford	Oregon
1933 — California (So.)	California	1933-34 — Washington	2000-01 — Stanford	1920 — California
Washington State (No.)	1981 — Arizona State	1934-35 — USC	2001-02 — Arizona	1921 — California
1934 — California (So.)	1982 — Arizona State	1935-36 — Stanford	2002-03 — Arizona	1922 — California
Oregon (No.)	1983 — Oregon State (No.)	1936-37 — Stanford	2003-04 — Stanford	1923 — California
1935 — California (So.)	Stanford (So.)	1937-38 — Stanford	2004-05 — Washington	1924 — Stanford
USC (So.)	1984 — Arizona State (So.)	1938-39 — Oregon	2005-06 — UCLA	1925 — Washington
Oregon (No.)	Washington State (No.)	1939-40 — USC	2006-07 — UCLA	1926 — Stanford
1936 — USC (So.)	Portland State (No.)	1940-41 — Washington State	2007-08 — UCLA	1927 — USC
Washington State (No.)	1985 — Stanford (So.)	1941-42 — Stanford	2008-09 — Washington	Stanford
1937 — USC (So.)	Washington State (No.)	1942-43 — Washington	2009-10 — California	1928 — USC
Oregon (No.)	1986 — UCLA (So.)	1943-44 — Washington	2010-11 — Arizona	1929 — USC
1938 — California (So.)	Oregon State (No.)	California	2011-12 — Washington	1930 — Washington State
Oregon State (No.)	1987 — Stanford (So.)	1944-45 — Oregon	2012-13 — UCLA	1931 — USC
Washington State (No.)	Washington State (No.)	UCLA	2013-14 — Arizona	1932 — USC
1939 — USC (So.)	1988 — Arizona State (So.)	1945-46 — California	2014-15 — Arizona	1933 — Oregon
Oregon (No.)	Washington State (No.)	1946-47 — Oregon State	2015-16 — Oregon	Stanford
1940 — California (So.)	1989 — Arizona (So.)	1947-48 — Washington		1934 — Stanford
Oregon State (No.)	Washington State (No.)	1948-49 — Oregon State	CROSS COUNTRY	1935 — California
1941 — USC (So.)	1990 — Stanford (So.)	1949-50 — UCLA	1957 — Idaho	Stanford
Oregon (No.)	Washington State (No.)	1950-51 — Washington	1958 — USC	UCLA
1942 — USC (So.)	1991 — USC (So.)	1951-52 — UCLA	1969 — Oregon	1936 — Washington
Oregon (No.)	Washington State (No.)	1952-53 — Washington	1970 — Oregon	1937 — California
1943 — California (So.)	1992 — Arizona (So.)	1953-54 — USC	1971 — Washington State	1938 — California
Oregon (No.)	Washington (No.)	1954-55 — Oregon State	1972 — Washington State	USC
Oregon State (No.)	1993 — Arizona State (So.)	1955-56 — UCLA	1973 — Oregon	1939 — USC
1944 — UCLA (So.)	Washington (No.)	1956-57 — California	1974 — Washington State	1940 — Stanford
Washington State (No.)	1994 — Stanford (So.)	1957-58 — Oregon State	1975 — Washington State	1941 — Oregon State
1945 — California (So.)	Oregon State (No.)	California	1976 — Oregon	1942 — UCLA
Washington State (No.)	1995 — USC (So.)	1958-59 — California	1977 — Oregon	1943 — USC
1946 — USC (So.)	Washington State (No.)	1959-60 — California	1978 — Oregon	1944 — USC
Oregon (No.)	1996 — USC (So.)	1960-61 — USC	1979 — Oregon	1945 — USC
1947 — California	Washington (No.)	1961-62 — UCLA	1980 — UCLA	1946 — UCLA
1948 — USC	1997 — Washington	1962-63 — Stanford	1981 — UCLA	1947 — USC
1949 — USC	1998 — Washington	UCLA	1982 — Oregon	1948 — Oregon
1950 — Washington State	1999 — Stanford	1963-64 — UCLA	1983 — Arizona	California
1951 — USC	2000 — Arizona State	1964-65 — UCLA	1984 — Arizona	1949 — California
1952 — Oregon State	Stanford	1965-66 — Oregon State	1985 — Stanford	1950 — California
1953 — Stanford	UCLA	1966-67 — UCLA	1986 — Arizona	1951 — Stanford
1954 — Oregon	2001 — USC	1967-68 — UCLA	1987 — Arizona	1952 — USC
1955 — USC	2002 — USC	1968-69 — UCLA	1988 — Oregon	1953 — UCLA
1956 — Washington State	2003 — Stanford	1969-70 — UCLA	1989 — Oregon	1954 — UCLA
1957 — California	2004 — Stanford			1955 — UCLA

ALL-TIME PAC-12 CHAMPIONSHIPS BY SPORT » MEN'S SPORTS

1956 — Oregon State	2014 — Oregon	1967 — UCLA	2006 — California	Washington (No.)
1957 — Oregon State	2015 — Stanford	1968 — California	2007 — Washington	1956 — Stanford (So.)
1958 — California		1969 — California	2008 — Washington	Washington (No.)
1959 — Washington	GOLF	1970 — California	2009 — California	1957 — Stanford (So.)
USC	1958 — USC	1971 — California	2010 — Washington	Oregon State (No.)
UCLA	1959 — Oregon	1972 — California	2011 — Washington	1958 — Stanford (So.)
1960 — Washington	1960 — Stanford	1973 — California	2012 — Washington	Washington (No.)
1961 — UCLA	1961 — Washington	1974 — California	2013 — Washington	1959 — Stanford (So.)
1962 — USC	1962 — USC	1975 — California	2014 — Washington	Washington (No.)
1963 — Washington	1963 — Washington	1976 — California	2015 — Washington	1961 — USC
1964 — Oregon State	1964 — USC	1977 — Oregon	2016 — California	1962 — USC
USC	1965 — USC	1978 — Oregon		1963 — USC
1965 — UCLA	1966 — USC	1979 — Oregon	SOCCER	1964 — USC
1966 — USC	1967 — USC	1980 — Oregon	2000 — Washington	1965 — USC
1967 — USC	1968 — Stanford	1981 — UCLA	2001 — Stanford	1966 — USC
1968 — USC	1969 — USC	1982 — UCLA	2002 — UCLA	1967 — USC
1969 — USC	1970 — Stanford	1983 — UCLA	2003 — UCLA	1968 — USC
1970 — Stanford	1971 — USC	1984 — UCLA	2004 — UCLA	1969 — USC
1971 — Stanford	1972 — USC	1985 — Arizona State	2005 — UCLA	1970 — UCLA
1972 — USC	1973 — USC	1986 — UCLA	2006 — California	1971 — UCLA
1973 — USC	1974 — Stanford	1987 — California	2007 — California	1972 — USC
1974 — USC	1975 — USC	1988 — UCLA	2008 — UCLA	1973 — USC
1975 — UCLA	1976 — USC (So.)	1989 — UCLA	2009 — UCLA	1974 — USC
California	Oregon (No.)	1990 — Stanford	2010 — California	1975 — USC
1976 — USC	1977 — Stanford (So.)	1991 — UCLA	2011 — UCLA	1976 — USC (So.)
1977 — Washington	Oregon (No.)	1992 — Stanford	2012 — UCLA	Washington (No.)
1978 — USC	1978 — USC		2013 — Washington	1977 — USC (So.)
1979 — USC	1979 — Arizona State	ROWING	2014 — Stanford	Washington (No.)
1980 — Washington	1980 — USC	1960 — California	2015 — Stanford	1978 — USC (So.)
1981 — Washington	1981 — Arizona State	1961 — Washington		Washington (No.)
1982 — UCLA	1982 — UCLA	1962 — Washington	SWIMMING	1979 — USC
1983 — UCLA	1983 — UCLA	1963 — Washington	1928 — USC	1980 — California
1984 — USC	1984 — USC	1964 — California	1929 — Stanford	1981 — California
1985 — UCLA	1985 — UCLA	1965 — Washington	1930 — Stanford	1982 — Stanford
1986 — Arizona State	1986 — USC	1966 — Washington	1931 — Stanford	1983 — Stanford
1987 — USC	1987 — Arizona	1967 — UCLA	1932 — Stanford	1984 — Stanford
UCLA	1988 — Washington	1968 — Washington	1933 — Stanford	1985 — Stanford
1988 — USC	1989 — Arizona State	1969 — Washington	1934 — Washington	1986 — Stanford
1989 — USC	1990 — Arizona State	1970 — UCLA	1935 — USC (So.)	1987 — Stanford
1990 — Washington	1991 — Arizona	1971 — Washington	Oregon (No.)	1988 — Stanford
1991 — Washington	1992 — Stanford	1972 — Washington	1936 — USC (So.)	1989 — Stanford
1992 — Washington	1993 — Arizona State	1973 — Washington	Oregon (No.)	1990 — Stanford
Stanford	1994 — Stanford	1974 — Washington	1937 — Stanford (So.)	1991 — Stanford
1993 — UCLA	1995 — Arizona State	1975 — Washington	Oregon (No.)	1992 — Stanford
Arizona	1996 — Arizona State	1976 — Washington	1938 — Stanford (So.)	1993 — Stanford
USC	1997 — Arizona State	1977 — Washington	Oregon State (No.)	1994 — Stanford
1994 — Oregon	1998 — Arizona State	1978 — Washington	1939 — USC (So.)	1995 — Stanford
1995 — USC	1999 — Arizona State	1979 — California	Washington (No.)	1996 — Stanford
Washington	2000 — Arizona State	1980 — Washington	1940 — USC (So.)	1997 — Stanford
1996 — Arizona State	2001 — USC	1981 — Washington	Washington (No.)	1998 — Stanford
1997 — Washington State	2002 — USC	1982 — California	1941 — California (So.)	1999 — Stanford
UCLA	2003 — UCLA	1983 — Washington	Washington (No.)	2000 — Stanford
1998 — UCLA	2004 — Arizona	1984 — Washington	1942 — USC (So.)	2001 — Stanford
1999 — Stanford	2005 — Washington	1985 — Washington	Oregon (No.)	2002 — Stanford
2000 — Oregon	2006 — UCLA	1986 — California	1943 — Washington	2003 — Stanford
Oregon State	2007 — USC	1987 — UCLA	1946 — Stanford (So.)	2004 — Stanford
Washington	2008 — Arizona State	1988 — UCLA	Washington (No.)	2005 — Stanford
2001 — Oregon	2009 — Washington	1989 — UCLA	1947 — Stanford (So.)	2006 — Stanford
2002 — USC	2010 — Washington	1990 — Washington	Washington (No.)	2007 — Stanford
Washington State	2011 — USC	1991 — Washington	1948 — Stanford (So.)	2008 — Stanford
2003 — USC	2012 — California	1992 — Washington	Washington (No.)	2009 — Stanford
2004 — USC^	2013 — California	1993 — Washington	1949 — USC (So.)	2010 — Stanford
2005 — USC^	2014 — Stanford	1994 — California	Washington (No.)	2011 — Stanford
2006 — USC	2015 — Stanford	1995 — Washington	1950 — Stanford (So.)	2012 — Stanford
California	2016 — Stanford	1996 — Washington	Washington State (No.)	2013 — California
2007 — USC		1997 — Washington	1951 — Stanford (So.)	2014 — California
Arizona State	GYMNASTICS	1998 — California	Washington (No.)	2015 — USC
2008 — USC	1961 — California	1999 — California	1952 — Stanford (So.)	2016 — Stanford
2009 — Oregon	1962 — California	2000 — California	Washington (No.)	
2010 — Oregon	USC	2001 — California	1953 — Stanford (So.)	
2011 — Oregon	1963 — Washington	2002 — California	Washington (No.)	
2012 — Stanford	1964 — Washington	2003 — California	1954 — Stanford (So.)	
2013 — Stanford	1965 — Washington	2004 — Washington	Washington (No.)	
	1966 — California	2005 — California	1955 — Stanford (So.)	

ALL-TIME PAC-12 CHAMPIONSHIPS BY SPORT » MEN'S SPORTS

TENNIS		TRACK & FIELD		WRESTLING
1928 — Stanford	1977 — UCLA (So.)	1919 — California	1989 — UCLA	1963 — Washington State
1929 — Stanford	Washington (No.)	1920 — California	1990 — Oregon	1964 — UCLA
1930 — California	1978 — Stanford (So.)	1921 — Washington	1991 — Washington State	1965 — Oregon State
1931 — Stanford	Washington (No.)	1922 — Washington	1992 — UCLA	1966 — Oregon State
1932 — UCLA	1979 — Stanford (So.)	1923 — California	1993 — UCLA	1967 — Oregon State
1933 — California	Washington (No.)	1924 — Oregon	1994 — UCLA	1968 — Oregon State
Stanford	1980 — Stanford (So.)	1925 — Stanford	1995 — UCLA	1969 — Oregon State
1934 — USC	USC (So.)	1926 — Stanford	1996 — UCLA	1970 — Oregon State
1935 — Stanford	Washington (No.)	1927 — Stanford	1997 — USC	1971 — Washington
1936 — USC	1981 — UCLA (So.)	1928 — Washington	1998 — UCLA	1972 — Washington
1937 — California	Washington (No.)	1929 — USC	1999 — USC	Oregon State
1938 — USC (So.)	1982 — UCLA (So.)	1930 — USC (So.)	2000 — USC	1973 — Oregon State
Washington (No.)	Washington (No.)	Washington (No.)	2001 — Stanford	1974 — Washington
1939 — California (So.)	1983 — Stanford (So.)	1931 — USC (So.)	2002 — Stanford	1975 — Oregon
Washington (No.)	Washington (No.)	Washington (No.)	2003 — Oregon	1976 — Oregon State
1940 — USC (So.)	1984 — UCLA (So.)	Washington (No.)	2004 — UCLA	1977 — Oregon State
Washington (No.)	Washington (No.)	1932 — USC (So.)	2005 — Oregon	1978 — Oregon State
1941 — USC (So.)	1985 — UCLA (So.)	Washington (No.)	2006 — USC	1979 — Oregon State
Washington (No.)	Washington (No.)	1933 — Washington State	2007 — Oregon	1980 — Arizona State
1942 — Stanford (So.)	1986 — UCLA (So.)	1934 — Oregon	2008 — Oregon	1981 — Oregon
Washington (No.)	Washington (No.)	1935 — USC (So.)	2009 — Oregon	1982 — Oregon
1943 — USC (So.)	1987 — USC (So.)	Washington (No.)	2010 — Oregon	1983 — Oregon State
Washington (No.)	Washington (No.)	1936 — USC	2011 — Oregon	1984 — Oregon State
1944 — USC	1988 — Stanford (So.)	1937 — USC	2012 — Oregon	1985 — Arizona State
1945 — UCLA	Washington (No.)	1938 — USC	2013 — Oregon	1986 — Arizona State
1946 — USC (So.)	1989 — UCLA (So.)	1939 — USC	2014 — Oregon	1987 — Arizona State
Washington (No.)	Washington (No.)	1940 — USC	2015 — Oregon	1988 — Arizona State
1947 — UCLA (So.)	1990 — UCLA (So.)	1941 — USC	2016 — Oregon	1989 — Arizona State
USC (So.)	Washington (No.)	1942 — USC		1990 — Arizona State
Washington (No.)	1991 — USC (So.)	1943 — Washington	WATER POLO	1991 — Arizona State
1948 — UCLA (So.)	Washington (No.)	1944 — USC	1960 — California	1992 — Oregon State
USC (So.)	1992 — UCLA (So.)	1945 — USC	1961 — California	1993 — Arizona State
Washington (No.)	Washington (No.)	1946 — Oregon State	USC	1994 — Oregon State
1949 — UCLA (So.)	1993 — USC (So.)	1947 — Washington	1962 — USC	1995 — Arizona State
USC (So.)	Washington (No.)	1948 — USC	1963 — USC	1996 — Cal State Bakersfield
Washington (No.)	1994 — UCLA (So.)	1949 — USC	1964 — USC	1997 — Arizona State
1950 — USC (So.)	Washington (No.)	1950 — USC	UCLA	1998 — Arizona State
Washington (No.)	1995 — Stanford (So.)	1951 — USC	Stanford	1999 — Boise State
1951 — UCLA (So.)	Washington (No.)	1952 — USC	1965 — UCLA	2000 — Boise State
Washington (No.)	1996 — UCLA (So.)	1953 — USC	1966 — UCLA	2001 — Arizona State
1952 — California (So.)	Washington (No.)	1954 — USC	1967 — UCLA	2002 — Boise State
UCLA (So.)	1997 — Stanford (So.)	1955 — USC	1968 — UCLA	2003 — Arizona State
Washington (No.)	Washington (No.)	1956 — UCLA	1969 — UCLA	2004 — Boise State
1953 — California (So.)	1998 — Stanford	1957 — USC	1970 — UCLA	2005 — Arizona State
Washington (No.)	1999 — Stanford	1958 — USC	1971 — UCLA	2006 — Arizona State
1954 — UCLA (So.)	UCLA	1959 — USC	1972 — UCLA	2007 — Oregon State
Washington (No.)	2000 — Stanford	1960 — USC	1973 — California	2008 — Boise State
1955 — USC (So.)	2001 — Stanford	1961 — USC	1974 — UCLA	2009 — Boise State
Washington (No.)	2002 — UCLA	1962 — USC	1975 — California	2010 — Oregon State
1956 — UCLA (So.)	2003 — Stanford	1963 — USC	UCLA	2011 — Boise State
Washington (No.)	2004 — UCLA	1964 — USC	Stanford	2012 — Oregon State
1957 — UCLA (So.)	USC	1965 — Oregon	1976 — Stanford	2013 — Oregon State
USC (So.)	2005 — UCLA	1966 — UCLA	1977 — Stanford	2014 — Oregon State
Washington (No.)	Washington	1967 — Oregon	1978 — Stanford	2015 — Oregon State
1958 — UCLA	2006 — Stanford	1968 — USC	1979 — California	2016 — Oregon State
1959 — UCLA	UCLA	1969 — UCLA	1980 — Stanford	
1960 — UCLA	2007 — UCLA	1970 — UCLA	California	
1961 — UCLA	2008 — USC	1971 — UCLA	1981 — Stanford	
1962 — USC	2009 — UCLA	1972 — USC	1982 — Stanford	
1963 — USC	2010 — Stanford	1973 — UCLA	1983 — California	
1964 — USC	USC	1974 — USC	1984 — Stanford	
1965 — UCLA	2011 — USC	1975 — USC	1985 — Stanford	
1966 — USC	2012 — USC	1976 — USC	1986 — Stanford	
1967 — USC	2013 — UCLA	1977 — USC	1987 — California	
1968 — USC	2014 — USC	1978 — USC	1988 — California	
1969 — UCLA	2015 — Stanford	1979 — Oregon	1989 — California	
1970 — UCLA	USC	1980 — UCLA	1990 — California	
1971 — UCLA	2016 — Stanford	1981 — Arizona State	1991 — California	
1972 — Stanford		1982 — UCLA	1992 — California	
1973 — UCLA		1983 — Washington State		
1974 — Stanford		1984 — Washington State		
1975 — UCLA		1985 — Washington State		
1976 — UCLA (So.)		1986 — Oregon		
Washington (No.)		1987 — UCLA		
		1988 — UCLA		

ALL-TIME PAC-12 CHAMPIONSHIPS BY SPORT » WOMEN'S SPORTS

BASKETBALL

1986-87 — USC
 1987-88 — Washington
 1988-89 — Stanford
 1989-90 — Stanford
 Washington
 1990-91 — Stanford
 1991-92 — Stanford
 1992-93 — Stanford
 1993-94 — USC
 1994-95 — Stanford
 1995-96 — Stanford
 1996-97 — Stanford
 1997-98 — Stanford
 1998-99 — UCLA
 Oregon
 1999-00 — Oregon
 2000-01 — Arizona State
 Stanford
 Washington
 2001-02 — Stanford
 2002-03 — Stanford
 2003-04 — Arizona
 Stanford
 2004-05 — Stanford
 2005-06 — Stanford
 2006-07 — Stanford
 2007-08 — Stanford
 2008-09 — Stanford
 2009-10 — Stanford
 2010-11 — Stanford
 2011-12 — Stanford
 2012-13 — California
 Stanford
 2013-14 — Stanford
 2014-15 — Oregon State
 2014-15 — Arizona State
 Oregon State

BEACH VOLLEYBALL

2016 — USC

CROSS COUNTRY

1986 — Oregon
 1987 — Oregon
 1988 — Oregon
 1989 — Washington
 1990 — Oregon
 1991 — Oregon
 1992 — Oregon
 1993 — Stanford
 1994 — Stanford
 1995 — Oregon
 1996 — Stanford
 1997 — Stanford
 1998 — Stanford
 1999 — Stanford
 2000 — Stanford
 2001 — Stanford
 2002 — Stanford
 2003 — Stanford
 2004 — Stanford
 2005 — Stanford
 2006 — Stanford
 2007 — Stanford
 2008 — Washington
 2009 — Washington
 2010 — Stanford
 2011 — Colorado
 2012 — Oregon
 2013 — Arizona
 2014 — Oregon
 2015 — Colorado

GOLF

1987 — Arizona State
 1988 — Arizona State
 1989 — USC
 1990 — UCLA
 1991 — UCLA
 1992 — Arizona
 1993 — Arizona State
 1994 — Arizona State
 1995 — Arizona State
 1996 — Arizona State
 1997 — Arizona
 1998 — Arizona
 1999 — Stanford
 2000 — Arizona
 2001 — Arizona
 2002 — Arizona
 2003 — California
 2004 — UCLA
 2005 — UCLA
 2006 — UCLA
 2007 — Arizona State
 2008 — USC
 2009 — Arizona State
 2010 — Arizona
 2011 — USC
 2012 — California
 2013 — USC
 2014 — Stanford
 2015 — Arizona
 2016 — USC

GYMNASTICS

1987 — UCLA
 1988 — UCLA
 1989 — UCLA
 1990 — UCLA
 1991 — Oregon State
 1992 — Oregon State
 1993 — UCLA
 1994 — Oregon State
 1995 — UCLA
 1996 — Oregon State
 1997 — UCLA
 1998 — Stanford
 1999 — UCLA
 2000 — UCLA
 2001 — Stanford
 2002 — UCLA
 2003 — UCLA
 2004 — Stanford
 2005 — UCLA
 2006 — Stanford
 2007 — UCLA
 2008 — Stanford
 2009 — UCLA
 2010 — UCLA
 2011 — Oregon State
 2012 — UCLA
 2013 — Oregon State
 2014 — Utah
 2015 — Utah
 2016 — UCLA

ROWING

1987 — Washington
 1988 — Washington
 1989 — Washington
 1990 — UCLA
 1991 — UCLA
 1992 — Washington
 1993 — Washington
 1994 — California
 1995 — Washington
 1996 — Washington
 1997 — Washington

1998 — Washington
 1999 — Washington
 2000 — Washington
 2001 — Washington
 2002 — Washington
 2003 — Washington
 2004 — California
 2005 — California
 2006 — California
 2007 — USC
 2008 — California
 2009 — California
 2010 — California
 2011 — California
 2012 — California
 2013 — California
 2014 — Stanford
 2015 — California
 2016 — California

SOCCER

1993 — Stanford
 1994 — None
 1995 — Stanford
 1996 — Stanford
 1997 — UCLA
 1998 — UCLA
 USC
 California
 1999 — Stanford
 2000 — Washington
 2001 — UCLA
 2002 — Stanford
 2003 — UCLA
 2004 — UCLA
 2005 — UCLA
 2006 — UCLA
 2007 — UCLA
 2008 — UCLA
 2009 — Stanford
 2010 — Stanford
 2011 — Stanford
 2012 — Stanford
 2013 — UCLA
 2014 — UCLA
 2015 — Stanford

SOFTBALL

1987 — California
 1988 — UCLA
 1989 — UCLA
 1990 — UCLA
 1991 — UCLA
 1992 — Arizona
 1993 — UCLA
 1994 — Arizona
 1995 — Arizona
 1996 — Washington
 1997 — Arizona
 1998 — Arizona
 1999 — UCLA
 2000 — Washington
 2001 — Arizona
 2002 — UCLA
 2003 — Arizona
 2004 — Arizona
 2005 — Arizona
 California
 Oregon State
 Stanford
 2006 — UCLA
 2007 — Arizona
 2008 — Arizona State
 2009 — UCLA
 2010 — Washington
 2011 — Arizona State

2012 — California
 2013 — Oregon
 2014 — Oregon
 2015 — Oregon
 2016 — Oregon

SWIMMING

1987 — Stanford
 1988 — Stanford
 1989 — Stanford
 1990 — Stanford
 1991 — Stanford
 1992 — Stanford
 1993 — Stanford
 1994 — Stanford
 1995 — Stanford
 1996 — Stanford
 1997 — Stanford
 1998 — Stanford
 1999 — Stanford
 2000 — Arizona
 2001 — UCLA
 2002 — Stanford
 2003 — UCLA
 2004 — Stanford
 2005 — Stanford
 2006 — Arizona
 2007 — Arizona
 2008 — Arizona
 2009 — California
 2010 — Stanford
 2011 — Stanford
 2012 — California
 2013 — Stanford
 2014 — Stanford
 2015 — California
 2016 — USC

TENNIS

1987 — California (So.)
 Washington (No.)
 1988 — Stanford (So.)
 Washington (No.)
 1989 — Stanford (So.)
 Washington (No.)
 1990 — Stanford (So.)
 Washington (No.)
 1991 — Stanford (So.)
 Washington (No.)
 1992 — Stanford (So.)
 Washington (No.)
 1993 — Stanford (So.)
 Washington (No.)
 1994 — Stanford (So.)
 Washington (No.)
 1995 — Stanford (So.)
 Washington State (No.)
 1996 — Stanford (So.)
 Washington State (No.)
 1997 — Stanford (So.)
 Washington (No.)
 1998 — Stanford
 1999 — Stanford
 2000 — Stanford
 2001 — Stanford
 2002 — Stanford
 2003 — Stanford
 2004 — Stanford
 2005 — Stanford
 2006 — Stanford
 2007 — Stanford
 2008 — Stanford
 UCLA
 2009 — USC
 2010 — Stanford
 2011 — Stanford

2012 — Stanford
 USC
 2013 — USC
 2014 — California
 2015 — USC
 2016 — UCLA

TRACK & FIELD

1987 — UCLA
 1988 — UCLA
 1989 — UCLA
 1990 — UCLA
 1991 — Oregon
 1992 — Oregon
 1993 — UCLA
 1994 — UCLA
 1995 — UCLA
 1996 — USC
 1997 — UCLA
 1998 — UCLA
 1999 — UCLA
 2000 — UCLA
 2001 — UCLA
 2002 — UCLA
 2003 — UCLA
 2004 — UCLA
 2005 — Stanford
 2006 — Arizona State
 2007 — Arizona State
 2008 — Arizona State
 2009 — Oregon
 2010 — Oregon
 2011 — Oregon
 2012 — Oregon
 2013 — Oregon
 2014 — Oregon
 2015 — Oregon
 2016 — Oregon

VOLLEYBALL

1986 — UCLA
 1987 — Stanford
 1988 — UCLA
 1989 — UCLA
 1990 — UCLA
 1991 — Stanford
 1992 — UCLA
 1993 — UCLA
 1994 — Stanford
 1995 — Stanford
 1996 — Stanford
 1997 — Stanford
 1998 — Stanford
 1999 — Stanford
 UCLA
 2000 — Arizona
 USC
 2001 — Stanford
 2002 — USC
 2003 — USC
 2004 — Washington
 2005 — Washington
 2006 — Stanford
 2007 — Stanford
 2008 — Stanford
 2009 — Stanford
 2010 — California
 Stanford
 2011 — USC
 2012 — Stanford
 2013 — Washington
 2014 — Stanford
 2015 — USC
 Washington



2016-2017 PAC-12 CONFERENCE CHAMPIONSHIPS

(M+W) CROSS COUNTRY

RANDOLPH NORTH GOLF COURSE

TUCSON, AZ

OCTOBER 28, 2016

HOST: ARIZONA

(M) SOCCER

**CHAMPION DETERMINED BY
DOUBLE ROUND-ROBIN PLAY**

(W) SOCCER

**CHAMPION DETERMINED BY
SINGLE ROUND-ROBIN PLAY**

(W) VOLLEYBALL

**CHAMPION DETERMINED BY BEST
RECORD IN A 20 GAME SCHEDULE**

FOOTBALL

LEVI'S® STADIUM

SANTA CLARA, CA

DECEMBER 2, 2016

HOST: PAC-12 CONFERENCE

(W) SWIMMING

**WEYERHAEUSER KING COUNTY
AQUATIC CENTER,**

FEDERAL WAY, WA

FEBRUARY 22-25, 2017

HOST: PAC-12 CONFERENCE

(M+W) DIVING

**WEYERHAEUSER KING COUNTY
AQUATIC CENTER**

FEDERAL WAY, WA

FEBRUARY 22-25, 2017

HOST: PAC-12 CONFERENCE

(M) WRESTLING

MAPLES PAVILION

PALO ALTO, CA

FEBRUARY 26, 2017

HOST: STANFORD

(M) SWIMMING

**WEYERHAEUSER KING COUNTY
AQUATIC CENTER**

FEDERAL WAY, WA

MARCH 1-4, 2017

HOST: PAC-12 CONFERENCE

(W) BASKETBALL

KEYARENA

SEATTLE, WA

MARCH 2-5, 2017

HOST: PAC-12 CONFERENCE

(M) BASKETBALL

T-MOBILE ARENA

LAS VEGAS, NV

MARCH 8-11, 2017

HOST: PAC-12 CONFERENCE

(W) GYMNASTICS

BURNHAM PAVILION

PALO ALTO, CA

MARCH 18, 2017

HOST: STANFORD

(W) GOLF

SEWAILO GOLF CLUB

TUCSON, AZ

APRIL 24-26, 2017

HOST: ARIZONA

(M+W) TENNIS

LIBBEY PARK /

OJAI VALLEY ATHLETIC PARK

OJAI, CA

APRIL 26-29, 2017

HOST: PAC-12 CONFERENCE

(W) BEACH VOLLEYBALL

ARIZONA

TUCSON, AZ

APRIL 27-29, 2017

HOST: ARIZONA

(M) GOLF

BOULDER COUNTRY CLUB

BOULDER, CO

APRIL 28-30, 2017

HOST: COLORADO

(M+W) TRACK & FIELD

WHYTE TRACK & FIELD CENTER

CORVALLIS, OR

MAY 6-7, 2017 (MULTIS)

HAYWARD FIELD

EUGENE, OR

MAY 13-14, 2017

HOST: OREGON STATE

(M+W) ROWING

SACRAMENTO ST. AQUATICS CENTER

SACRAMENTO, CA

MAY 14, 2017

HOST: PAC-12 CONFERENCE

BASEBALL

**CHAMPION DETERMINED BY
THREE-GAME ROUND-ROBIN PLAY**

SOFTBALL

**CHAMPION DETERMINED BY
THREE-GAME ROUND-ROBIN PLAY**



SECURE THE
CONFERENCE
CROWN

2016 Pac-12 Men's Basketball
Tournament Champion



BASKETBALL
TOURNAMENT

LAS VEGAS

presented by



2017 PAC-12 MEN'S BASKETBALL TOURNAMENT

March 8–11, 2017 // T-Mobile Arena
Las Vegas, NV // Pac-12.com/tickets