

2015-16

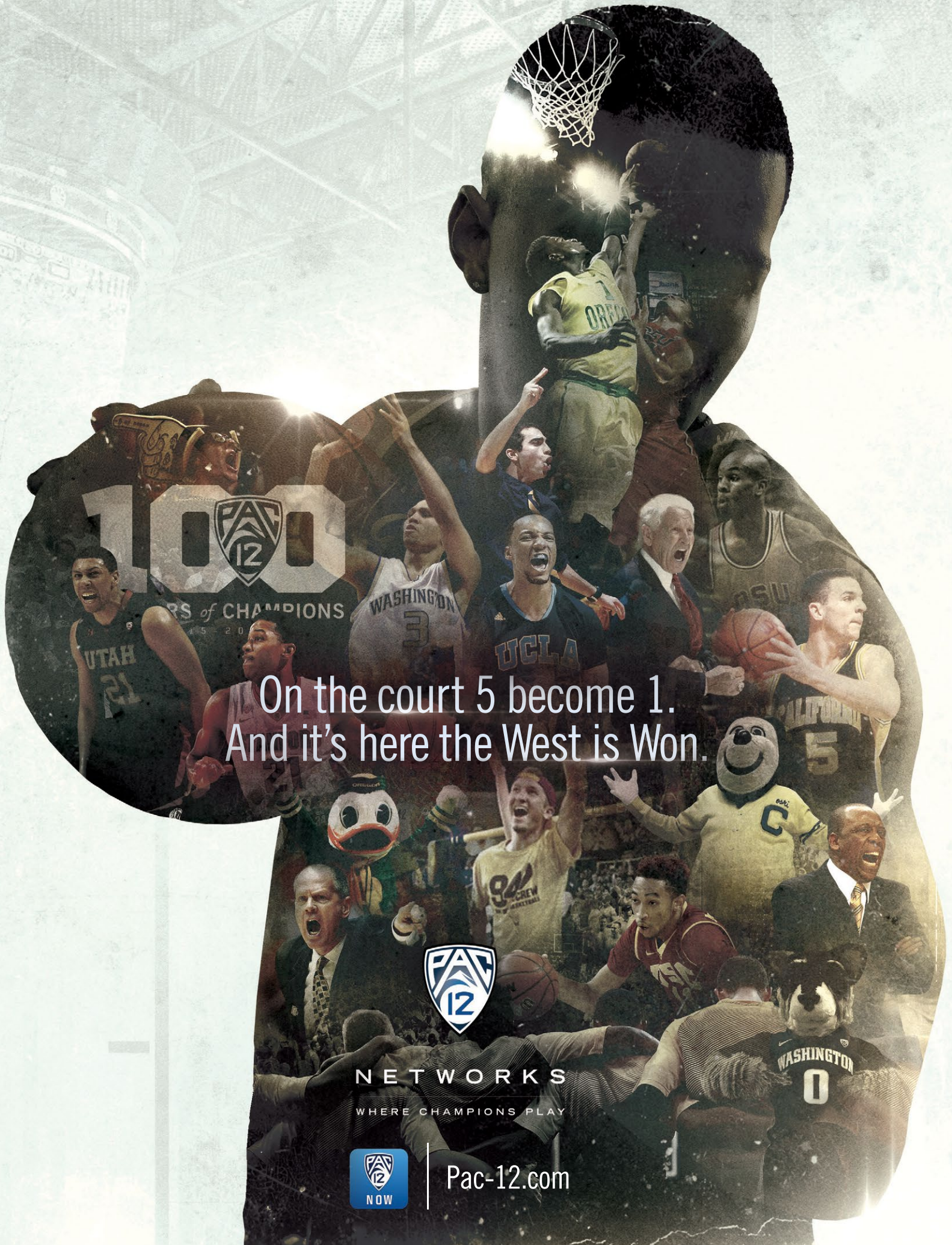
PAC-12 MEN'S

BASKETBALL MEDIA GUIDE



100 YEARS *of* CHAMPIONS

1915 - 2015



100

100 YEARS of CHAMPIONS

On the court 5 become 1.
And it's here the West is Won.



NETWORKS

WHERE CHAMPIONS PLAY



Pac-12.com



LARRY SCOTT
PAC-12 COMMISSIONER

WELCOME!

I want to welcome you to the Pac-12, a Conference steeped in tradition and focused on defining the future. Our vision is rooted in the West Coast, where a pioneering spirit and innovation have helped create some of the most significant advancements and leaders the world has ever known.

The Pac-12 is setting the standard in collegiate athletics. We have great pride and respect for our rich history of academic excellence and superior athletic achievement. It has literally defined us as the “Conference of Champions” with 469 NCAA titles at the end of 2014 academic year, by far the most of any conference in the country. We will continue to uphold the traditions and embrace that broad-based commitment to success as we enter a new era in college athletics.

With a firm commitment to creating the best possible environment in which our student-athletes can excel on the field and in the classroom, we have taken a leadership position on matters relating to health and welfare, and we continue to explore ways to address the evolving needs of our student-athletes. We provide our athletic programs unprecedented coverage on Pac-12 Networks, the first-ever integrated media company owned by a college conference. In addition, the Conference is building best-in-class events for student-athletes and fans, and proactively promoting the Conference and member institutions through innovative student-athlete exchanges and sport.

The institutions of the Pac-12 are centers of excellence that are fueled by an imperishable pursuit of research and discovery. The students and leaders who have helped shape the Conference for nearly a century continue to impact the world and inspire the next generation to even greater heights. Together with our universities, we have established a bold vision that will encourage more collaboration and allow athletics to better serve as a bridge to the overall university mission.

We are very excited about what the future holds for the Pac-12 and are very much looking forward to another dynamic season of high-caliber competition.

Sincerely,

A handwritten signature in blue ink, appearing to read 'L. Scott', written over a light blue grid background.

Commissioner Larry Scott



ARIZONA

McKale Center
1 National Championship Drive
Tucson, AZ 85721
www.arizonawildcats.com
Head Coach: Sean Miller Office: (520) 621-4813
Basketball SID: Matt Ensor email:mensor@email.arizona.edu
Office/Cell:(520) 621-0916/(541) 513-6627
Press Row:(520) 621-4334

Twitter: @APlayersProgram

ARIZONA STATE

Carson Student-Athlete Center
500 East Veteran's Way
Tempe, AZ 85287
www.thesundevils.com
Head Coach: Bobby Hurley Office: (480) 965-3261
Basketball SID: Doug Tammaro email:tammaro@asu.edu
Office/Cell:(480) 965-5799/(480) 734-7795
Press Row:(480) 965-7274/4778

Twitter: @SunDevilHoops

CALIFORNIA

349 Haas Pavilion
Berkeley, CA 94720
www.calbears.com
Head Coach: Cuonzo Martin Office: (510) 642-0361
Basketball SID: TBD email: TBD
Office/Cell: tbd/(510) 517-9059
Press Row:(510) 642-3098/(303) 492-1552/4381

Twitter: @CalMensBBall

COLORADO

357 UCB
Boulder, CO 80309
www.cubuffs.com
Head Coach: Tad Boyle Office: (303) 492-6877
Basketball SID: Troy Andre email:troy.andre@colorado.edu
Office/Cell:(303) 492-4672/(303) 903-3654
Press Row:(510) 642-3098/(303) 492-1552/4381

Twitter: @CUBuffsMBB

OREGON

2727 Leo Harris Parkway
Eugene, OR 97401
www.goducks.com
Head Coach: Dana Altman Office: (541) 346-4346
Basketball SID: Greg Walker email:gswalker@uoregon.edu
Office/Cell:(541) 346-5488/(541) 954-8775
Press Row:(541) 346-4497

Twitter: @OregonMBB

OREGON STATE

209 Gill Coliseum
Corvallis, OR 97331
www.osubeavers.com
Head Coach: Wayne Tinkle Office: (541) 737-2076
Basketball SID: Shawn Schoeffler email:shawn.schoeffler@oregonstate.edu
Office/Cell:(541) 737-8898/(541) 231-1430
Press Row:(541) 737-3020

Twitter: @oregonstatemb

STANFORD

Arrillaga Family Sports Center
Stanford, CA 94305
www.gostanford.com
Head Coach: Johnny Dawkins Office: (650) 723-0562
Basketball SID: Doug Drabik email: ddrabik@stanford.edu
Office/Cell:(650) 723-4418/(650) 683-5528
Press Row:(650) 200-9513 or 498-0368

Twitter: @stanfordbball

UCLA

Morgan Center
325 Westwood Plaza
Los Angeles, CA 90024
www.uclabruins.com
Head Coach: Steve Alford Office: (310) 825-8699
Basketball SID: Alex Timiraos email: atimiraos@athletics.ucla.edu
Office/Cell:(310) 206-0524/(310) 847-9231
Press Row:(310) 825-1899

Twitter: @UCLAMBB

USC

Heritage Hall 103
Los Angeles, CA 90089-0602
www.usctrojans.com
Head Coach: Andy Enfield Office: (213) 740-3815
Basketball SID: David Tuttle email: davidtut@usc.edu
Office/Cell:(213) 740-8480/(213) 725-3102
Press Row:(213) 740-3900

Twitter: @usc_hoops

UTAH

1825 E. South Campus Drive
Salt Lake City, UT 84112
www.utahutes.com
Head Coach: Larry Krystkowiak Office: (801) 581-5451
Basketball SID: Dameon Myres email: dmyres@huntsman.utah.edu
Office/Cell:(801) 587-7298/(801) 201-4834
Press Row:(801) 581-6657

Twitter: @Runnin_Utes

WASHINGTON

202 Graves Building
Seattle, WA 98195
www.gohuskies.com
Head Coach: Lorenzo Romar Office: (206) 685-9104
Basketball SID: Ashley Walker email: awalker1@uw.edu
Office/Cell:(206) 543-2230/(206) 240-3899
Press Row:(206) 543-2230

Twitter: @UW_MBB

WASHINGTON STATE

Bohler Athletic Complex, Room 195
Pullman, WA 99164-1610
www.wsucougars.com
Head Coach: Ernie Kent Office: (509) 335-0240
Basketball SID: Jessica Holmes email: jessica_schmick@wsu.edu
Office/Cell:(509) 335-2684/(509) 781-0550
Press Row:(509) 335-0270

Twitter: @WSUMensHoops

PAC-12 CONFERENCE

360 3rd Street, 3rd Floor, San Francisco, CA 94107
Phone/Fax: (415) 580-4200/(415) 549-2829
Website: www.pac-12.com

Communications Department

Danette Leighton, Chief Marketing Officer dleighton@pac-12.org
Dave Hirsch, Vice President, Communications (men's basketball contact) dhirsch@pac-12.org/Cell: (415) 370-7112
Erik Hardenbergh, Vice President, Public Affairs ehardenbergh@pac-12.org
Natalia Ciccone, Assistant Commissioner, Communications nciccone@pac-12.org
Sean Collins, Communications Fellow (men's basketball contact) scollins@pac-12.org/Cell: (520) 904-9360
Jocelyn Perry, Communications Fellow joperry@pac-12.org
Wendy Heredia, Marketing & Communications Senior Administrative Assistant wheredia@pac-12.org

PAC-12 CONFERENCE

360 3rd Street, 3rd Floor
 San Francisco, CA 94107
 Office: (415) 580-4200
www.pac-12.com // @pac12

Commissioner: Lawrence G. Scott
Deputy Commissioner/Chief Operating Officer: Jamie Zaninovich
General Counsel, Senior Vice President of Business Affairs: Woodie Dixon (Football Administration)
Chief Marketing Officer: Danette Leighton
Chief Financial Officer: Ron McQuate
Senior Associate Commissioner/Senior Woman Administrator: Gloria Nevarez
Associate Commissioner, Governance & Enforcement: Ron Barker
Associate Commissioner, Sports Management: Chris Dawson
Associate Commissioner, Sports Management and Championships: Chris Grant
Associate Commissioner, Television: Duane Lindberg
Associate Commissioner, Compliance: Erik Price
Associate Commissioner, Governance & Enforcement: Tammy Newman
Vice President, Officiating: David Coleman
Vice President, Public Affairs: Erik Hardenbergh
Vice President, Communications: David Hirsch
Vice President, Operations: Will Hunter
Vice President, Marketing: Heather Vaughan
Vice President, International: Carter Westfall
Senior Director, Human Resources: Anna Roberts
Assistant Commissioner, Communications: Natalia Ciccone
Assistant Commissioner, Compliance: Chris Merino
Director, Marketing: Anna Karefa-Johnson
Director, Business Operations: Taylor Lien
Director, Video Operations: Mike Ortiz
Controller: Shannon Burrow
Senior Manager, Ticket Sales: Scott Tester
Senior Manager, Sports Management: Cheryl Wong
Senior Manager, International: Carrie Xu
Executive Assistant to the Commissioner: In Ja Halcomb
Manager, Operations: Ronny Bush
Graphic Designer: TBD
Assistant Director, Business & Finance: Lina Diaz
Coordinator, Officiating & Sports Management: Jamie Alfieri
Coordinator, Public Affairs: Liz Beadle
Coordinator, Sports Management and Championships: Sean Harris
Coordinator, Video Operations: Michael Brady
Administrative Fellow: Eliza Pierre
Communications Fellows: Sean Collins, Jocelyn Perry
Senior Administrative Assistant: Wendy Heredia
Administrative Assistants: Meghan Cesnik, Kina Tua

MEN'S BASKETBALL ADMINISTRATION

Senior Associate Commissioner/Senior Woman Administrator/Men's Basketball: Gloria Nevarez
Coordinator of Men's Basketball Officiating: Bobby Dibler
Pac-12 Men's Basketball Tournament - Game Operations: Will Hunter
Pac-12 Men's Basketball Tournament - Media Operations: David Hirsch

COMMUNICATIONS STAFF

Vice President, Communications (Basketball Contact): David Hirsch dhirsch@pac-12.org
Vice President, Public Affairs: Erik Hardenbergh ehardenbergh@pac-12.org
Assistant Commissioner, Communications: Natalia Ciccone nciccone@pac-12.org
Senior Administrative Assistant, Communications: Wendy Heredia wheredia@pac-12.org
Communications Fellow (Basketball Contact): Sean Collins scollins@pac-12.org
Communications Fellow: Jocelyn Perry joperry@pac-12.org

CREDITS: The 2015-16 Pac-12 Conference Men's Basketball Media Guide has been produced by the Pac-12 Communications Department. Written by Dave Hirsch and Sean Collins. Layout by Natalia Ciccone. Contributions from SID offices of Pac-12 institutions. Prepared entirely in-house with desktop publishing applications. Photos provided by Pac-12 institutions (contact institution for credit). This guide is available online at www.pac-12.com.

TABLE OF CONTENTS

PAC-12 CONFERENCE	
Conference of Champions	4-5
THE 2015-16 SEASON	
Pac-12 Notebook	7-10
Pac-12 Composite Schedule	11-13
2016 NCAA Schedule	13
Pac-12 Basketball	14
Team Previews	15-39
2016 NCAA Tournament Bracket	40
2014-2015 IN REVIEW	
Standings/Notes/Honors	42-43
Pac-12 Tournament Results	44-45
Overall/Conference Statistics	46-53
Postseason Results	54
2016 PAC-12 TOURNAMENT	
Notes/Bracket	55-57
History/Records/Hall of Honor	57-68
PAC-12 HISTORY & RECORDS	
Yearly Standings	69-78
Team vs. Team Results	79-93
Final National Polls	94-95
Team vs. Team in Rankings	96-97
NCAA/NIT/CBI History	98-108
Yearly Team Leaders	110-113
Yearly Individual Leaders	114-117
Team/Individual Records	118-119
Career Leaders	120-122
Season/Game Bests	123-125
Coaching Records	126-127
Conference Honors	128-140
National Honors	141-142
NBA Draft History	143-144
Pac-12 Conference Staff	146-154
Pac-12 and NCAA Championships	155-162
Pac-12 Media Information	163



Jakob Poeltl, Utah

BUILT ON A FIRM FOUNDATION of academic excellence and superior athletic performance, the Conference ushered in a new era on July 1, 2011, officially becoming the Pac-12 Conference with the additions of the University of Colorado and University of Utah.

Just 27 days after the Conference officially changed its name, Commissioner Larry Scott announced the creation of the Pac-12 Networks on July 27, 2011, solidifying a landmark television deal and putting the Conference on the forefront of collegiate athletics. The Networks, including one national network, six regional networks, and a robust digital network marked the first-ever integrated media company owned by a college conference. In addition, the “TV Everywhere” rights allow fans to access Pac-12 Networks outside the home on any digital device, including smartphones and tablet computers.

In 2011, the Pac-12 also launched its Globalization Initiative to proactively promote the Conference and member institutions through student-athlete exchanges and sport. In its first three years, Pac-12 student-athletes have enjoyed unique cultural and athletic experiences in China, fielding full university and Pac-12 all-star teams in women’s volleyball and men’s basketball, with plans to play the first-ever men’s basketball regular season game in China in November 2015, and the Conference and its member schools have gained significant brand exposure for the future and set a foundation for growth.

On the field, the Pac-12 rises above the rest, upholding its tradition as the “Conference of Champions ®,” claiming an incredible 131 NCAA team titles since 1999-2000, including 10 in 2013-14. That is an average of nearly nine championships per academic year. Even more impressive has been the breadth of the Pac-12’s success, with championships coming in 28 different men’s and women’s sports. The Pac-12 has led or tied the nation in NCAA Championships in 48 of the last 54 years, the only exceptions being in 1980-81, 1988-89, 1990-91 and 1995-96 when the Conference finished second, and only twice finished third in 1998-99 and 2004-05.

For the ninth-consecutive year, the Pac-12 had the most NCAA titles or tied for the most of any conference in the country, winning at least six every year since 2000-01. No other conference has won double-digit NCAA crowns in a single year, the Pac-12 doing so seven times, including a record 14 in 1996-97.

Spanning nearly a century of outstanding athletics achievements, the Pac-12 was the first conference to reach 400 championships in 2010-11. With the inclusion of Colorado and Utah, the Conference surpassed another major milestone, with league teams capturing 450 titles, outdistancing the next conference by nearly 200. In all, Conference teams have won 469 NCAA Championships (287 men’s, 154 women’s, 28 combined).

Pac-12 members have won 287 NCAA team championships on the men’s side, 83 more than the next closest conference. Men’s NCAA crowns have come at a phenomenal rate for the Pac-12 - 16 basketball titles by six schools (more than any other conference), 54 tennis titles, 46 outdoor track & field crowns, and 28 baseball titles. Pac-12 members have won 25 of 45 NCAA titles in volleyball, 40 of 45 in water polo, 28 in skiing, and 24 in swimming & diving national championships.

Individually, the Conference has produced an impressive number of NCAA individual champions. Over 2,000 (2,167) individual crowns have been won by Pac-12 student-athletes over the years with 1,485 by male student-athletes.

On the women’s side, the story is much the same. Since the NCAA began conducting women’s championships 33 years ago, Pac-12 members have claimed at least four national titles in a single season on 24 occasions, including 14-consecutive years from 2000-2014. Overall, the Pac-12 has captured 154 NCAA women’s titles, easily outdistancing the SEC, which is second with 93. Pac-12 members have dominated a number of sports, winning 23 softball titles, 21 tennis crowns, 14 volleyball titles, 15 of the last 25 trophies in golf, and 13 in swimming & diving.

Pac-12 women student-athletes shine nationally on an individual basis, as well, having captured an unmatched 682 NCAA individual crowns, an average of nearly 21 championships per season.

The Pac-12’s excellence is further proven in the annual Learfield Sports Directors’ Cup competition, the prestigious award that honors the best overall collegiate athletics programs in the country. STANFORD continued its remarkable run and won its unprecedented 20th-consecutive Directors’ Cup in 2013-14. Seven Pac-12 member institutions ranked among the top-27 Division I programs, the most of any conference and five were in the top 20: No. 1 STANFORD, No. 7 UCLA, No. 8 USC, No. 15 OREGON, No. 20 CALIFORNIA, No. 26 ARIZONA and No. 27 ARIZONA STATE. At least five member institutions have been ranked in the top 20 in all but one year of the Director’s Cup program, with seven appearing in the top 20 on five different occasions (1998, 2001, 2003, 2005 and 2006).

2014-15 REVIEW

The Conference’s nine NCAA titles came in the form of four men’s and four women’s, and one combined team title. Five different league schools claimed NCAA titles and, of the seven NCAA institutions to have won multiples titles, three were from the Pac-12. No other conference in the country had more than one team win multiple NCAA titles.

OREGON was one of only two programs in the country to win three NCAA titles this academic season. The Ducks successfully defended its indoor and outdoor NCAA Track & Field titles, and also won the women’s outdoor crown for the first time in 30 years. It is the second straight year UO has won three national titles in an academic year. COLORADO and STANFORD each claimed a pair of titles, as well. The Buffaloes claimed the academic year’s first NCAA title, taking home its second-straight men’s cross country crown in dominating fashion, posting a 33-point margin of victory. Colorado then grabbed the hardware in skiing, their third in five years. STANFORD extended its streak of winning NCAA Championships to 39 years, winning the women’s water polo championship for a second-straight year and the program’s first-ever women’s golf crown.

In addition to the nine national championships, the Pac-12 also had runners-up in 11 NCAA Championship events: men’s cross country (STANFORD), men’s soccer (UCLA), men’s water polo (USC), women’s gymnastics (UTAH), men’s gymnastics (STANFORD), men’s swimming (CALIFORNIA), women’s indoor track & field (OREGON), men’s golf (USC), rowing (CALIFORNIA), women’s tennis (UCLA) and women’s water polo (UCLA). Overall, the Conference had 31 teams finish in the top four at 19 NCAA Championship events, including an all-Pac-12 women’s water polo final four.

Participation in the postseason was a common occurrence for the Pac-12 in 2014-15. Of the 22 sports sponsored by the Conference, 20 witnessed at least half its teams participating in NCAA or other postseason action. The men sent 67 of a possible 97 teams into the postseason (69.1 percent), while the women sent 79 of a possible 115 teams (68.7 percent).

Eight Pac-12 teams earned bowl bids with Pac-12 Champion OREGON reaching the inaugural College Football Playoff Championship Game. League teams produced a 6-3 record, equaling the record for wins achieved in 2013 when the Conference had a league-record eight teams play in bowl games for the second-straight year. Despite losing in the title game, the Ducks produced the only 13-win season on record in Pac-12 history. For the first time in league history, four teams won 10 or more games, while six had at least nine wins. A record-tying eight teams boasted a winning record for the third-consecutive year. UO claimed the Pac-12 crown for the second time in four years by virtue of a 51-13 win over South Division Champion ARIZONA. The Pac-12 Football Championship Game was held at a neutral site for the first time in the Game’s brief four-year history and was played at the new Levi’s Stadium in Santa Clara, Calif. The Wildcats went on to

play in the VIZIO Fiesta Bowl. Also joining Oregon and UA in the post-season were UTAH (Royal Purple Las Vegas Bowl), ARIZONA STATE (Hyundai Bowl), USC (National University Holiday Bowl), STANFORD (Foster Farms Bowl), UCLA (Valero Alamo Bowl) and WASHINGTON (TicketCity Cactus Bowl). Six Pac-12 teams appeared in the final Associated Press poll marking the second time in league history that six teams were in the final ranking. The teams in the top 25 were: Oregon (2), UCLA (10), Arizona State (12), Arizona (19), USC (20) and Utah (21).

Seven Pac-12 men's basketball teams participated in the post-season with ARIZONA earning the Conference's automatic bid after winning the tournament title at the MGM Grand Garden Arena in Las Vegas, the team's first tournament title since 2002. The Wildcats also captured their 14th regular-season crown. OREGON, UCLA and UTAH were also selected to play in the NCAA Tournament. The Bruins and Utes reached the Sweet Sixteen while the Wildcats advanced to the Elite Eight for the second straight year. For the second-straight year, Pac-12 teams had eight NCAA Tournament wins. ARIZONA STATE and STANFORD participated in the NIT, and the Cardinal swept through the postseason and won its third NIT crown and second in four seasons. COLORADO was a participant in the CBI.

The Pac-12 women's basketball season also produced historic moments, including OREGON STATE capturing the program's first-ever Pac-12 regular-season title also claiming the No. 1 seed in the Pac-12 Tournament at KeyArena in Seattle, Wash. It was the first time in the history of the event STANFORD was not the top seed. However, the Cardinal still went on to win its 11th Conference title as the No. 3 seed overall. Five league squads earned NCAA Tournament berths for the second-consecutive year, while two more participated in the WNIT with UCLA claiming its first-ever WNIT crown. ARIZONA STATE reached the Sweet Sixteen and CALIFORNIA and WASHINGTON also participated in the Big Dance. Four teams appeared in the final top-25 of the Associated Press poll: ASU (9), OSU (10), Stanford (14) and Cal (24). It marked the first time the Beavers were in the final poll since 1995-96. WASHINGTON STATE also made its second-straight postseason appearance, joining the Bruins in the WNIT.

Pac-12 volleyball also had an unprecedented season with a league-record 10 teams earning NCAA Tournament berths, a year after a then-league best nine teams advanced to the tournament in 2013. Five teams received a top-16 seed as STANFORD nabbed the top seed, while all 10 won their first-round match. The Pac-12 also set a new league record for most teams ranked in the final poll with nine teams appearing in the final AVCA top 25. The Cardinal won its 16th Pac-12 crown and advanced to the national semifinal for the first time since 2008 marking the 15th time in 17 years a Pac-12 team has advanced that far. With 15-straight years of at least six Conference teams earning NCAA bids, the Pac-12 has dominated the sport, winning a record 14 NCAA volleyball titles since 1982, including 12 in the last 24 years.

In baseball, UCLA won its third regular-season title in five years and were the No. 1 overall seed at the 64-team NCAA Tournament. Five additional teams earned bids: OREGON STATE, USC, CALIFORNIA, ARIZONA STATE and OREGON. The Trojans, Bruins and Bears each reached the NCAA Regional finals. UCLA was ranked No. 7 by Baseball America in its final poll, one of three Pac-12 teams in the publication's final top-25, joining No. 20 USC and No. 22 California. The Pac-12 has, by far, won the most baseball national titles of any conference in the country, claiming 28 titles dating back to 1947, including two of the last four when the league had back-to-back champions in 2012 (Arizona) and 2013 (UCLA).

Another sport in which the Pac-12 Conference has dominated is softball where league teams have claimed 23 NCAA titles in the 34-year history of the championship. Pac-12 teams captured an unprecedented nine in a row from 1988-1997, then most recently claimed six-straight from 2006-11. Seven teams participated in the tournament in 2015, marking the 19th-straight season the Pac-12 has had

five or more teams advance to the postseason, and has had at least three berths every year since the league began sponsoring the sport in 1987. Pac-12 Champion OREGON and UCLA advanced to the NCAA Women's College World Series, while ARIZONA advanced as far as the Super Regional.

PAC-12 CONFERENCE HISTORY

The roots of the Pac-12 Conference date back nearly 100 years to December 2, 1915, when the Pacific Coast Conference (PCC) was founded at a meeting at the Oregon Hotel in Portland, Ore. The original membership consisted of four schools - the University of California at Berkeley, the University of Washington, the University of Oregon, and Oregon State College (now Oregon State University). All still are charter members of the Conference.

Pacific Coast Conference play began in 1916 and, one year later, Washington State College (now Washington State University) was accepted into the league, with Stanford University following in 1918.

In 1922, the PCC expanded to eight teams with the admission of the University of Southern California (USC) and the University of Idaho. In 1924, the University of Montana joined the league roster and in 1928, the PCC grew to 10 members with the addition of UCLA.

The Pacific Coast Conference competed as a 10-member league until 1950, with the exception of 1943-45 when World War II curtailed intercollegiate athletic competition to a minimum. During that time, the league's first commissioner was named. Edwin N. Atherton was Commissioner in 1940 and was succeeded by Victor O. Schmidt in 1944. In 1950, Montana resigned from the Conference and the PCC continued as a nine-team Conference through 1958.

In 1959, the PCC was dissolved and the Athletic Association of Western Universities (AAWU) was formed with Thomas J. Hamilton was appointed Commissioner of the new league. The original AAWU membership included California, Stanford, USC, UCLA and Washington. Washington State joined the membership in 1962, while Oregon and Oregon State joined in 1964. Under Hamilton's watch, the name Pacific-8 Conference was adopted in 1968. In 1971, Wiles Hallock took over as Commissioner of the Pac-8.

Ten years later, on July 1, 1978, the University of Arizona and Arizona State University were admitted to the league and the Pacific-10 Conference became a reality. In 1986-87, the league took on a new look, expanding to include 10 women's sports. Since then, the Conference has been considered the premiere league in women's athletics, securing the most NCAA titles in women's sports of any conference nearly every year.

Thomas C. Hansen was named the Commissioner of the Pac-10 in 1983, a role he would hold for 26 years until 2009, and was succeeded by current Commissioner Larry Scott, who took on the new role in July 2009.

During the 2010-11 academic year, the University of Colorado accepted its invitation to join the Pac-12 on June 11, 2010, and on June 17, 2010, the University of Utah agreed to join the Conference. The Buffaloes and Utes officially became the 11th and 12th members of the Conference on July 1, 2011, the first additions to the league since 1978.

It was during that 2010-11 academic year that Scott helped deliver monumental changes that transformed the Conference into a modern 12-team league. In addition to expanding to 12 teams, member institutions agreed to equal revenue sharing for the first time in the Conference's history, created two divisions - the North and the South, for football only and established a Football Championship Game for the first time ever. He also secured a landmark media rights deal that dramatically increased national exposure and revenue for each school, establishing the Pac-12 Networks and Pac-12 Digital Network that guaranteed enhanced exposure across all sports.

Currently, the Pac-12 sponsors 11 men's sports and 12 women's sports, with beach volleyball added in 2015-16. Additionally, the Conference is a member of the Mountain Pacific Sports Federation (MPSF) in four other men's sports and three women's sports.

The Pac-12 Conference offices are located in the heart of San Francisco in the SOMA district.

2015-16 PAC-12 CONFERENCE CHAMPIONSHIP DATES AND SITES

BASEBALL - Champion determined by three-game series round-robin play

BASKETBALL (M)

at MGM Grand Garden Arena, Las Vegas, Nev.
Wednesday-Saturday, March 9-12, 2016 » **Host:** Pac-12 Conference

BASKETBALL (W)

at KeyArena, Seattle, Wash.
Thursday-Sunday, March 3-6, 2016 » **Host:** Pac-12 Conference

BEACH VOLLEYBALL (W)

at Merle Norman Stadium, Los Angeles
Thursday, April 28-Sunday, May 1 » **Host:** USC

CROSS COUNTRY (M&W)

at Colfax Golf Club, Colfax, Wash.
Friday, October 30, 2015 » **Host:** Washington State

DIVING (M&W)

at Weyerhaeuser King County Aquatic Center, Federal Way, Wash.
Wednesday-Saturday, February 24-27, 2016 » **Host:** Pac-12 Conference

FOOTBALL

at Levi's Stadium, Santa Clara, Calif.
Saturday, December 5, 2015 » **Host:** Pac-12 Conference

GOLF (M)

at Salt Lake City Country Club, Salt Lake City, Utah
Wednesday-Friday, April 29-May 1, 2016 » **Host:** Utah

GOLF (W)

at Ruby Hill Golf Club, Pleasanton, Calif.
Monday-Wednesday, April 18-20, 2016 » **Host:** California

GYMNASTICS (W)

at Alaska Airlines Arena, Seattle, Wash.
Saturday, March 19, 2016 » **Host:** Washington

ROWING (M&W)

at Sacramento State Aquatics Center, Lake Natoma, Calif.
Sunday, May 15, 2016 » **Host:** Pac-12 Conference

SOCCER (M) - Champion determined by double round-robin play.

SOCCER (W) - Champion determined by single round-robin play.

SOFTBALL - Champion determined by three-game series round-robin play.

SWIMMING (M)

at Weyerhaeuser King County Aquatic Center, Federal Way, Wash.
Wednesday-Saturday, March 2-5, 2016 » **Host:** Pac-12 Conference

SWIMMING (W)

at Weyerhaeuser King County Aquatic Center, Federal Way, Wash.
Wednesday-Saturday, February 24-27, 2016 » **Host:** Pac-12 Conference

TENNIS (M&W)

at Ojai Valley Athletic Club/Libbey Park, Ojai, Calif.
Tuesday-Sunday, April 20-24, 2016 » **Host:** Pac-12 Conference

TRACK & FIELD (M&W)

at Husky Track, Seattle, Wash.
Multi-events: Saturday-Sunday, May 7-8, 2016
Championship: Saturday-Sunday, May 14-15, 2016
Host: Washington

VOLLEYBALL (W) - Champion determined by best 20-match conference record.

WRESTLING

at Wells Fargo Arena, Tempe, Ariz.
Saturday, February 27, 2016 » **Host:** Arizona State



Georgia Dabritz, Utah
2015 NCAA Women's Gymnastics Champion (uneven bar)



Andre De Grasse, USC
2015 NCAA Men's Track & Field Champion (100 and 200 meters)

ARIZONA – Senior C **Kaleb Tarczewski** (9.3 ppg/5.2 rpg) is the lone returning starter, but has plenty of experience having appeared in 109 career games with 107 starts ... Senior G **Gabe York** (9.2 ppg/2.1 rpg) provides Arizona with a three-point threat having led the team with 66 treys, hitting at 40 percent ... Junior G **Kadeem Allen**, the 2014 National JUCO Player of the Year by both the NABC and NJCAA, redshirted the 2014-15 season and will be eligible to play this year ... Senior F **Ryan Anderson**, who transferred from Boston College, will be eligible to compete as well. He was a Third-team All-ACC honoree in 2013, averaging 14.3 ppg and 7.3 rpg. Added depth in the frontcourt is expected from senior F **Mark Tollefsen**, a graduate transfer from San Francisco who earned second-team All-WCC honors last year ... One of the nation's top recruiting classes, hauling in three five-star student-athletes in **Allonzo Trier**, **Ray Smith** and **Justin Simon** along with four-star student-athlete **Chance Comanche**.

ARIZONA STATE – The Sun Devils might want to give some credit to the 942 Crew student section, as they have gone 47-8 (.854) at home the past three seasons, the fourth-best mark in the Pac-12 ... Junior F **Savon Goodman** (11.2 ppg/7.6 rpg) excelled over the final 12 games of the season, averaging 12.9 points and 9.7 rebounds while shooting 66-of-107 (.617) from the field ... The team also returns starters senior G **Gerry Blakes** (11.1 ppg and .822 FT%), senior F **Eric Jacobsen** (.626 FG%) and sophomore G **Tra Holder** (7.0 points per game) ... Holder's 115 assists in 2014-15 is second on the Sun Devil freshman list behind only Jahii Carson (177/2012-13) ... Arizona State hired **Bobby Hurley** as their new head coach after he led Buffalo to a school record-matching 23 wins in 2014-15, its first Mid-American Conference title and a trip to the 2015 NCAA Tournament for the first time in school history.

CALIFORNIA – The Bears return the league's top backcourt with senior **Tyrone Wallace** (17.1 ppg/7.1 rpg) and junior **Jordan Mathews** (13.6 ppg/3.4 rpg). The duo combined for 30.7 points per game to edge out UCLA's backcourt combination of Bryce Alford/



Tyrone Wallace, California

Isaac Hamilton (26.0 ppg) ... Wallace was the only player in the Pac-12 who was ranked in the top-five in the conference in points, rebounds and assists per game (3.97 apg) in 2014-15 ... Mathews gives the Bears a deep threat as he connected on 70 three-pointers at a league-leading 44.3 percent. Mathews also proved to be the team's most reliable free-throw shooter, hitting at 78.6 percent ... The Cal backcourt is not only talented, but deep as it includes junior G **Jabari Bird** (10.5 ppg/3.3 rpg) and junior G **Sam Singer** (4.4 ppg/2.6 rpg). Singer appeared in all 33 game and posted 2.9 assists per game ... Cal is welcoming one of the top recruiting class in the country this season. The young Bears looking to provide a huge boost to **Cuonzo Martin's** squad include front court phenoms **Jaylen Brown** (five-star), **Ivan Rabb** (five-star) and **Roman Davis** (three-star).

COLORADO – Colorado was one of the league's top rebounding teams as it averaged 37.3 rebounds with a margin of +5.0 over its opponents ... It will look to do the same in 2015-16 as the Buffaloes return their top three rebounders in senior F **Josh Scott** (14.5 ppg/8.4 rpg), junior F **Wesley Gordon** (6.6 ppg/6.9 rpg) and senior G/F **Xavier Johnson** (10.3 ppg/5.6 rpg). In terms of numbers, no frontline in the Conference has a better returning group of rebounders ... Scott was efficient in averaging 14.5 points per game as he shot 54.4 percent from the field and 75.2 percent from the free throw line ... Scott and Gordon were both in the top-five in the Pac-12 in 2014-15 for their prowess in blocking shots as the duo combined for 93 rejections. Scott blocked 1.77 per game, while Gordon contributed with 1.38 blocks per game ... Eight of their first 11 games are at home in the Coors Events Center where the altitude and the Buffs student section, the C-Unit, can make it extremely difficult on the opposition.

OREGON – **Dana Altman**, the reigning John R. Wooden Coach of the Year, has guided the Ducks to 20 or more wins in a school-record five consecutive seasons ... Senior F **Elgin Cook** (13.0 ppg/5.2 rpg), a second-team All-Pac-12 honoree, is the top returning scorer for the Ducks ... Sophomore F **Jordan Bell** (5.1 ppg/6.1 rpg) and sophomore G **Dillon Brooks** (11.5 ppg/4.5 rpg) earned Pac-12 All-Freshman team honors and were key to Oregon's rookie class accounting for 32 percent of the team's scoring (24.2 ppg), 42 percent of the total rebounds (15.1 rpg), 49 percent of the assists (6.9 apg). Bell set a school record with 94 blocks as Oregon set a season record for blocked shots with 157 ... Brooks (Canada, U19 FIBA World Championships, Pan-Am Games), incoming freshman G **Tyler Dorsey** (Greece, U19 FIBA World Championships, all-tournament team) and sophomore F **Roman Sorkin** (Israel, U20 FIBA European Championships) all competed in various FIBA championships to pick up some international experience ... senior F **Dwayne Benjamin** (8.4 ppg/5.8 rpg) added a spark off the bench and can hit from beyond the arc. His 36 three-pointers are most among returnees.

OREGON STATE – **Wayne Tinkle** stressed defense during their his season in Corvallis, and the team responded by leading the Pac-12 in steals (7.77 spg), 3-point field goal percentage defense (.302) and turnover margin (+2.94). With the entire starting five returning from last year, Beaver Nation can expect the same defensive mindset ... Giving up a measly



Elgin Cook, Oregon

59.2 points per game on 38.6 percent shooting by the opposition, the Beavers were one of three league teams that allowed fewer than 60 points per game ... Senior G **Gary Payton II** (13.4 ppg/7.5 rpg) led the swarming OSU defense with 95 steals, which are the tied for third most in a season in Pac-12 history, and only trails his father's school record 100 thefts set in 1990 ... On paper, the Beavers have the highest-ranked recruiting class in school history as they welcome **Kendal Manuel**, **Gligorije Rakocevic**, **Stephen Thompson Jr.** (son of assistant coach Stephen Thompson), **Tres Tinkle** (son of Wayne Tinkle), **Derrick Bruce** and **Drew Eubanks**. Despite OSU returning all five starters, some of these newcomers could find themselves in the starting lineup when the season starts.



Andrew Andrews, Washington



Tony Parker, UCLA

STANFORD – Stanford reached the 20-win plateau for the 23rd time in school history and fourth during head coach **Johnny Dawkins'** seven-year tenure ... Two key pieces to Stanford's run the postseason NIT title return in junior G **Marcus Allen** (6.4 ppg/3.5 rpg) and sophomore F **Reid Travis** (6.2 ppg/5.6 rpg). During the five-game stretch of the NIT, Allen averaged 11.4 points and 5.4 rebounds while shooting 55.0 percent overall. Travis averaged 6.4 points and 6.6 rebounds while shooting 50.0 percent overall ... Senior F **Rosco Allen** (7.3 ppg/4.4 rpg) and sophomore F **Michael Humphrey** (3.1 ppg/2.7 rpg) provide depth in the front court. Allen is the team's top returning scorer, while Humphrey flashed signs of potential in six starts last year ... Stanford averaged only 10.8 turnovers per game, a total that led the Pac-12. The Cardinal committed 10 miscues or fewer in 19 games ... Stanford finished 16-3 at home in 2014-15 and is now 92-30 at Maples Pavilion under Dawkins ... The talented freshmen class includes C **Josh Sharma**, G/F **Marcus Sheffield** and F **Cameron Walker**.

UCLA – Steve Alford has led the Bruins to the NCAA Tournament's Sweet 16 each of the last two years. Alford is one of 25 active Division I coaches with 500 career victories ... Junior G **Bryce Alford** (15.4 ppg/3.2 rpg) leads the Bruin attack. No returning Pac-12 player posted more minutes (1,307 min/36.3 mpg) or assists (176 ast/4.9 apg) last season ... Sophomore **Isaac Hamilton** (10.6 ppg/3.4 rpg/3.2 apg) teams up with Alford to give UCLA one of the top backcourts in the Pac-12. The duo combined for 152 three-pointers ... Senior F **Tony Parker** (11.5 ppg/6.7 rpg) will be counted on to anchor the front court. He was a big factor on the boards as the Bruins led the league in rebounding (38.0 rpg) last season ... Sophomore C **Thomas Welsh** (3.8 ppg/3.8 rpg) played in all 36 games last season and picked up more experience during the summer for the U.S. National U19 squad ... Sophomore F **Jonah Bolden**, hailing from Sydney, Australia, is expected to contribute heavily in UCLA's rotation after sitting out last season ... Added depth to the backcourt with the signing of point guard **Aaron Holiday**, younger brother of former Bruin point guard Jrue Holiday, and guard **Prince Ali**.

USC – Returns all five starters from last season's team, paced by junior F **Nikola Jovanovic** (12.3 ppg/7.0 rpg) ... Talented backcourt in Pac-12 All-Freshman honoree **Jordan McLaughlin** (12.1 ppg/3.0 rpg) and junior **Julian Jacobs** (8.4 ppg/4.3 rpg). Each distributed at least 100 assists last season with McLaughlin pacing the squad with 4.5 assists per game ... The Trojans will look to build confidence early with nine home games, three neutral site games and just one true road game during non-conference play ... Junior G **Katin Reinhardt** (12.5 ppg/2.4 rpg) led the squad in three-point shooting, hitting 61 from beyond the arc at 38.6 percent ... A four-game summer tour of Italy should help the young squad bond in preparation for the 2015-16 season. Making the most of the tour were freshmen forwards **Bennie Boatwright** and **Chimezie Metu**. The athletic big men give the Trojans at Top 25 recruiting class ... As one of the youngest teams in the country last season (youngest among the power conferences), USC's roster this season will be young again as it includes just one senior in F **Strahinja Gavrilovic** (4.9 ppg/2.7 rpg).

UTAH – The Utes have posted back-to-back 20-win seasons for the first time in 10 years and with four returning starters, another 20-win season is looming on the horizon ... Utah had the stingiest defense in the Pac-12, allowing only 57.1 points per game while limiting the opposition to 38.4 percent shooting ... Senior G **Brandon Taylor** (10.6 ppg/2.6 rpg/3.3 apg) and senior F **Jordan Loveridge** (10.0 ppg/3.9 rpg) will look to pace the Utah offense. The two combined for 136 three-pointers while shooting an extremely efficient 43.7 percent from beyond the arc ... Senior G/F **Dakarai Tucker** (7.2 ppg/40 3FG) and sophomore F **Brekott Chapman** (5.7 ppg/2.3 rpg) add depth and experience to Utes perimeter game ... Sophomore F **Jakob Poeltl** (9.1 ppg/6.8 rpg), a Pac-12 All-Freshman selection, is one of the Pac-12's top big men and anchors the Utah front court. Poeltl and junior F **Chris Reyes** (4.3 ppg/3.7 rpg) were key to the Ute's posting one of the Pac-12's top rebounding teams (+4.7 rebound margin).



Josh Hawkinson, Washington State



Kaleb Tarczewski, Arizona

WASHINGTON – Senior G **Andrew Andrews** (15.0 ppg/4.3 rpg) returns as the unquestioned leader for the Huskies in 2015-16. He paced the squad at both ends of the court as he hit a team-leading 65 three-pointers and swiped a squad-best 44 steals ... Washington had the fifth-best defense in the conference in terms of three-point field goal percentage ... Their opponents converted on 33.1 percent of their three-point tries ... Washington blocked 4.94 shots per game on the year, the second-best total in the conference ... The Huskies have the No. 6 ranked recruiting class for the 2015-16 season per Scout.com ... Head coach **Lorenzo Romar** and his staff added seven freshmen to the team, six of the which are four-star prospects. Look for the pair of freshmen forwards **Marquese Chriss** and **Matisse Thybulle** contend for starting spots on day one.

WASHINGTON STATE – Veteran head coach **Ernie Kent** returns for his second year on the Palouse after leading the Cougars to a four Pac-12-win improvement in his first season. He currently has 116 Pac-12 wins in 14 seasons in the Pac-12. Only 15 coaches in the history of the Pac-12 produced more Conference wins ... Junior F **Josh Hawkinson** (14.7 ppg/10.8 rpg), the Pac-12's reigning Most Improved Player of the Year, anchors the front line for the Cougars. Not only was he the Pac-12's top rebounder last season, but returns as the league's most efficient free throw shooter (116-of-136/85.3 percent) ... Hawkinson set single-season school records with 20 double-doubles and 334 rebounds, breaking records that stood for 48 and 51 years, respectively ... The Cougars converted on 72.0 percent of their free throws, the No. 3 ranked mark in the Pac-12 ... The Cougars dished out a league-best 14.61 assists per game. Pacing the offense was junior G **Ike Iroegbu** (8.9 ppg/3.4 apg) and sophomore G **Ny Redding** (4.1 ppg/3.3 apg). Each had at least 100 assists last season. Only two other league teams return two or more players with 100 or more assists (UCLA and USC) ... Junior G **Que Johnson** (6.1 ppg/2.3 rpg) adds depth to the Cougar perimeter game.



Eric Jacobsen, Arizona State

AROUND THE PAC-12

Returning All-Pac-12 Performers... Two first team All-Pac-12 performers, and two second team selection return in 2015-16. First team honorees include OREGON STATE guard **Gary Payton II** and CALIFORNIA guard **Tyrone Wallace**. OREGON forward **Elgin Cook** and UTAH guard **Brandon Taylor** were second team picks.

Coaching Stability... There was only one addition to the coaching ranks in the Pac-12 with Arizona State's **Bobby Hurley**. Hurley, the two-time NCAA champion and NCAA's all-time assist leader with 1,076, becomes the 18th head coach in Sun Devil history... ARIZONA coach **Sean Miller** served as head for the U.S. Men's U19 National Team at the 2015 FIBA World Championship, guiding the United States to a gold medal... With 17 victories, Miller can join the quartet of Pac-12 coaches who have compiled 300 or more career victories - Oregon's **Dana Altman** (533), UCLA's **Steve Alford** (513), Washington's **Lorenzo Romar** (363) and Washington State's **Ernie Kent** (338)... When it comes to league victories, **Romar** (132 Pac-12 wins) and **Kent** (116) have combined for 248 Pac-12 wins. The other 10 coaches have compiled 296 league wins.

Backcourt Bonanza... Pac-12 backcourts will lead talented young teams in 2015-16. In terms of scoring, the Cal tandem of guards **Tyrone Wallace** and **Jordan Mathews** combined to average 30.7 points per game. Most among returning backcourts in the Pac-12, just ahead of the UCLA duo of **Bryce Alford** and **Isaac Hamilton** (26.0 ppg) ... Three backcourts had a pair of players post at least 100 assists each last season - UCLA's Alford (176) and Hamilton (116); USC's **Julian Jacobs** (116) and **Jordan McLaughlin** (100); and Washington State's **Ike Iroegbu** (106) and **Ny Redding** (101) ... Arizona State sophomore **Tra Holder** posted the second-most assists by a Sun Devil freshman with 115 ... Oregon State backcourt swiped and dished at a high rate as senior **Gary Payton II** led the Pac-12 with 95 steals (3.05 spg) and added 98 steals (3.2 apg), while junior **Malcolm Duvivier** led the Beavers with 107 assists (3.5 apg).

Home Away From Home... Check the Pac-12 rosters and you'll find 24 student-athletes (four more than last season) who hail from 15 different countries outside the United States. Those countries are: Canada (5), Serbia (3), Senegal (3), Hungary (2), Australia, Austria, Belgium, Bosnia-Herzegovina, Cameroon, England, Germany, Israel, Montenegro, Netherlands and Nigeria.

Pac-12 China Game... The Washington Huskies and the Texas Longhorns will square off in the Pac-12 China Game which will be played Nov. 14 at the Mercedes-Benz Arena in Shanghai. It is the latest event in the Pac-12's Globalization Initiative, an unprecedented effort to promote goodwill and showcase the Conference and its member institutions in China through student-athlete exchanges and sport. The game and the two-year partnership with Alibaba Group represent a major first for sports in China. With this game, the Pac-12 will become the first U.S. sports league, collegiate or professional, to host a regular season contest in China. The game will be played at 11 a.m. local Shanghai time and broadcast live in the United States on ESPN on Nov. 13 at 7 p.m. PT / 10 p.m. ET. Alibaba Group is the unrivaled leader in mobile in China, and the game will be distributed live via Alibaba's mobile and digital distribution platforms.

Returning Starters... The Conference welcomes back a lot of its talented student-athletes in 2015-16 as only Arizona, Stanford and Washington return fewer than three starters. Overall the league has an average of 3.0 returning starters per team. Here is the breakdown of the number of returning starters by team:

OSU, USC	5
ASU, UTAH	4
CAL, COLO, ORE, UCLA, WSU	3
STAN	2
ARIZ, WASH	1



Jordan McLaughlin, USC

Scheduling... The Pac-12 will continue to play an 18-game schedule. However, the league slate will include a pair of "misses" at home and on the road for each set of travel partners. Here's a look at which pair of games will be absent from the schedule:

Travel Partners	Home Misses	Road Misses
ARIZ, ASU	COLO, UTAH	ORE, OSU
CAL, STAN	WASH, WSU	UCLA, USC
COLO, UTAH	UCLA, USC	ARIZ, ASU
ORE, OSU	ARIZ, ASU	WASH, WSU
UCLA, USC	CAL, STAN	COLO, UTAH
WASH, WSU	ORE, OSU	CAL, STAN

The league's non-conference slate is loaded with NCAA Tournament participants from a year ago as there will be as many as 37 games are on the docket against non-conference teams who were in last year's Big Dance.

Get Your Picture Taken With Adam Silver... With Arizona's Stanley Johnson selected eighth overall in the NBA Draft, the Pac-12 now has now had a player selected in the first round in the NBA Draft for the 27th consecutive year ... Arizona and UCLA are two of only four teams in the country to have multiple draft picks in the 2014 and 2015 NBA Draft ... The league has had 33 first-round picks over the last eight years of the NBA Draft. Over the last eight NBA Drafts, a total of 55 Pac-12 players have been selected representing all 12 of the Conference's member institutions.

2015 NBA DRAFT

First Round

8.	Stanley Johnson, ARIZ	Detroit
20.	Delon Wright, UTAH	Toronto
23.	Rondae Hollis-Jefferson, ARIZ	Brooklyn
30.	Kevon Looney, UCLA	Golden State

Second Round

34.	Anthony Brown, STAN	LA Lakers
43.	Joseph Young, ORE	Indiana
46.	Norman Powell, UCLA	Toronto



Josh Scott, Colorado

RETURNING STARTERS

Arizona (1)

Kaleb Tarczewski, Sr., C 9.3 ppg/5.2 rpg

Arizona State (4)

Tra Holder, So., G 7.0 ppg/3.6 apg
 Gerry Blakes, Sr., G 11.1 ppg/4.2 rpg
 Savon Goodman, Jr., F 11.2 ppg/7.6 rpg
 Eric Jacobsen, Sr., F 8.3 ppg/5.9 rpg/1.2 bpg

California (3)

Tyrone Wallace, Sr., G 17.1 ppg/7.1 rpg/4.0 apg
 Jordan Matthews, Jr., G 13.6 ppg/3.4 rpg/70 3FG
 Jabari Bird, Jr., G 10.5 ppg/3.3 rpg

Colorado (3)

Wesley Gordon, Jr., F 6.6 ppg/6.9 rpg
 Xavier Johnson, Sr., F 10.3 ppg/5.6 rpg
 Josh Scott, Sr., F 14.5 ppg/8.4 rpg/1.8 bpg

Oregon (3)

Elgin Cook, Sr., F 13.0 ppg/5.2 rpg
 Dillon Brooks, So., F 11.5 ppg/4.9 rpg
 Jordan Bell, So., F 5.1 ppg/6.1 rpg/2.7 bpg

Oregon State (5)

Gary Payton II, Sr., G 13.4 ppg/7.5 rpg/3.0 spg
 Malcolm Duvivier, Jr., G 10.7 ppg/3.4 apg
 Langston Morris-Walker, Sr., G 9.3 ppg/4.5 rpg
 Daniel Gomis, Sr., F 4.3 ppg/3.9 rpg
 Olaf Schaftenaar, Sr., F 7.8 ppg/3.3 rpg

Stanford (2)

Marcus Allen, Jr., G 6.4 ppg/3.5 rpg
 Rosco Allen, Sr., F 7.3 ppg/4.4 rpg

UCLA (3)

Bryce Alford, Jr., G 15.4 ppg/4.9 apg/92 3FG
 Isaac Hamilton, Jr., G 10.6 ppg/3.4 rpg
 Tony Parker, Sr., F 11.5 ppg/6.7 rpg

USC (5)

Julian Jacobs, So., G 8.4 ppg/4.3 rpg/3.5 apg
 Katin Reinhardt, Jr., G 12.5 ppg/2.4 rpg
 Jordan McLaughlin, So., G 12.1 ppg/3.0 rpg
 Elijah Stewart, So., G 6.4 ppg/rpg
 Nikola Jovanovic, Jr., F 12.3 ppg/7.0 rpg

Utah (4)

Brandon Taylor, Jr., G 10.6 ppg/2.6 rpg/3.3 apg
 Dakarai Tucker, Jr. F 7.2 ppg/2.4 rpg
 Jordan Loveridge, Jr., F 10.0 ppg/3.9 rpg
 Jakob Poeltl, So., F 9.1 ppg/6.8 rpg

Washington (1)

Andrew Andrews, Sr., G 15.0 ppg/4.3 rpg

Washington State (3)

Ike Iroegbu, Jr., G 8.9 ppg/3.4 apg
 Ny Redding, So., G 4.1 ppg/3.3 apg
 Josh Hawkinson, Jr., F 14.7 ppg/10.8 rpg

CAREER LEADERS (ACTIVE)

POINTS

Tyrone Wallace (Sr.), CAL 1,196
 Josh Scott (Sr.), COLO 1,186
 Jordan Loveridge (Sr.), UTAH 1,141
 Andrew Andrews (Sr.), WASH 1,100
 Xavier Johnson (Sr.), COLO 988
 Kaleb Tarczewski (Sr.), ARIZ 941
 Brandon Taylor (Sr.), UTAH 921
 Bryce Alford (Jr.), UCLA 849
 Jordan Mathews (Jr.), CAL 744
 Tony Parker (Jr.), UCLA 726

REBOUNDS

Josh Scott (Sr.), COLO 692
 Kaleb Tarczewski (Sr.), ARIZ 637
 Jordan Loveridge (Sr.), UTAH 554
 Tyrone Wallace (Sr.), CAL 526
 Xavier Johnson (Sr.), COLO 515
 Tony Parker (Sr.), UCLA 432
 Wesley Gordon (Jr.), COLO 419
 Josh Hawkinson (Jr.), WSU 379
 Nikola Jovanovic (Jr.), USC 364
 Andrew Andrews (Sr.), WASH 348

THREE-POINT FIELD GOALS

Brandon Taylor (Jr.), UTAH 180
 Bryce Alford (Jr.), UCLA 140
 Jordan Loveridge (Sr.), UTAH 133
 Gabe York (Sr.), ARIZ 131
 Andrew Andrews (Sr.), WASH 117
 Jordan Mathews (Jr.), CAL 112
 Tyrone Wallace (Sr.), CAL 93
 Langston Morris-Walker (Sr.), OSU 65
 Xavier Johnson (Sr.), COLO 91
 Jabari Bird (Jr.), CAL 61
 Katin Reinhardt (Jr.), USC 61

ASSISTS

Tyrone Wallace (Sr.), CAL 299
 Brandon Taylor (Sr.), UTAH 287
 Bryce Alford (Jr.), UCLA 278
 Andrew Andrews (Sr.), WASH 222
 Ike Iroegbu (Jr.), WSU 151
 Sam Singer (Jr.), CAL 138
 Xavier Taiton (Sr.), COLO 124
 Malcolm Duvivier (Jr.), OSU 121
 Isaac Hamilton (So.), UCLA 116
 Tra Holder (So.), ASU 115
 Gabe York (Sr.), ARIZ 115

STEALS

Tyrone Wallace (Sr.), CAL 112
 Brandon Taylor (Sr.), UTAH 103
 Andrew Andrews (Sr.), WASH 102
 Gary Payton II (Sr.), OSU 95
 Jordan Loveridge (Sr.), UTAH 69
 Bryce Alford (Jr.), UCLA 64
 Josh Scott (Sr.), COLO 60
 Elgin Cook (Sr.), ORE 59
 Xavier Johnson (Sr.), COLO 51
 Jamal Reid (Sr.), OSU 50

BLOCKS

Josh Scott (Sr.), COLO 110
 Jordan Bell (So.), ORE 94
 Wesley Gordon (Jr.), COLO 88
 Kaleb Tarczewski (Sr.), ARIZ 81
 Daniel Gomis (Sr.), OSU 72
 Tony Parker (Sr.), UCLA 63
 Eric Jacobsen (Sr.), ASU 57
 Tyrone Wallace (Sr.), CAL 43
 Thomas Welsh (So.), UCLA 39
 Josh Hawkinson (Jr.), WSU 38

RETURNING PRODUCTION

SCORING

1. USC 97.7%
 2. Oregon State 90.4%
 3. Utah 72.5%
 4. California 71.7%
 5. Colorado 63.4%
 6. UCLA 60.2%
 7. Arizona State 57.0%
 8. Washington State 55.8%
 9. Oregon 54.9%
 10. Arizona 36.1%
 11. Stanford 33.7%
 12. Washington 28.1%

REBOUNDING

1. USC 97.9%
 2. Oregon State 92.4%
 3. Colorado 77.2%
 4. Utah 75.9%
 5. Oregon 74.4%
 6. Washington State 74.7%
 7. California 63.8%
 8. UCLA 60.7%
 9. Arizona State 57.7%
 10. Stanford 53.9%
 11. Arizona 31.3%
 12. Washington 27.4%

THREE-POINT FIELD GOALS

1. USC 94.1%
 2. Utah 89.8%
 3. Oregon State 89.4%
 4. California 84.9%
 5. UCLA 72.6%
 6. Colorado 58.7%
 7. Arizona 55.4%
 8. Washington 52.8%
 9. Washington State 47.7%
 10. Oregon 36.9%
 11. Arizona State 34.6%
 12. Stanford 30.9%

ASSISTS

1. USC 95.2%
 2. Oregon State 94.4%
 3. California 84.7%
 4. UCLA 73.9%
 5. Washington State 69.8%
 6. Utah 62.0%
 7. Arizona State 61.5%
 8. Colorado 57.5%
 9. Oregon 55.7%
 10. Stanford 40.0%
 11. Arizona 26.1%
 12. Washington 18.2%

STEALS

1. USC 96.6%
 2. Oregon State 92.1%
 3. California 81.8%
 4. Oregon 66.2%
 5. Washington State 60.0%
 6. Utah 59.1%
 7. Colorado 56.7%
 8. Stanford 54.9%
 9. UCLA 51.7%
 10. Arizona State 46.7%
 11. Washington 31.6%
 12. Arizona 23.2%

BLOCKS

1. USC 99.2%
 2. Oregon State 98.4%
 3. Colorado 89.5%
 4. Oregon 87.9%
 5. Arizona State 72.2%
 6. Utah 71.4%
 7. UCLA 64.0%
 8. Washington State 56.9%
 9. Stanford 51.0%
 10. Arizona 35.9%
 11. California 49.6%
 12. Washington 3.3%

The 2015-16 Pac-12 Conference basketball television package continues to deliver 224 men's contests telecast to national and regional audiences.

The Pac-12 men's basketball package includes 153 games aired on the Pac-12 Networks (including eight Pac-12 Tournament games), 44 on ESPN/ESPN2/ESPNU, 23 games on FS1 (including three Pac-12 Tournament games) and two nationally each on FOX broadcast network and CBS. Additional appearances will be made through other conference television agreements and various in-season tournaments.

All times listed are pacific time zone.

Date	Game	Time (PT)	Network
Sat., Oct. 17	ARIZONA Red-Blue Game (exhib.)	TBD	PAC12
Tues., Nov. 3	Northwest Christian at OREGON (exhib.)	7 p.m. PT	PAC12
Thurs., Nov. 5	Western Oregon at OREGON STATE (exhib.)	5 p.m. PT	PAC12
	Cal State Monterey Bay at UTAH (exhib.)	6 p.m. PT	PAC12
Sun., Nov. 8	Chico State at ARIZONA (exhib.)	5 p.m. PT	PAC12
	Southern Oregon at OREGON (exhib.)	6 p.m. PT	
Mon., Nov. 9	Carroll College at CALIFORNIA (exhib.)	7 p.m. PT	PAC12
Fri., Nov. 13	Iowa State vs. COLORADO (1)	2 p.m. PT	ESPN2
	Sacramento State at ARIZONA STATE	4:30 p.m. PT	PAC12
	San Diego at USC	5 p.m. PT	PAC12
	Northern Arizona at WASHINGTON STATE	5:30 p.m. PT	PAC12
	Wisconsin Green Bay at STANFORD	6 p.m. PT	PAC12
	Pacific at ARIZONA	6:30 p.m. PT	PAC12
	Jackson State at OREGON	7 p.m. PT	PAC12
	Texas vs. WASHINGTON (2)	7 p.m. PT	ESPN
	Southern Utah at UTAH	7:30 p.m. PT	PAC12
	Monmouth at UCLA	8 p.m. PT	PAC12
	Rice at CALIFORNIA	8:30 p.m. PT	PAC12
Sat., Nov. 14	Northwest Christian at OREGON STATE	TBD	PAC12
Sun., Nov. 15	Charleston Southern at STANFORD	5 p.m. PT	PAC12
	Cal Poly at UCLA	7 p.m. PT	PAC12
Mon., Nov. 16	Bradley at ARIZONA	5 p.m. PT	PAC12
	San Diego State at UTAH	6:30 p.m. PT	ESPN2
	Belmont at ARIZONA STATE	7 p.m. PT	PAC12
	UC Santa Barbara at CALIFORNIA	7 p.m. PT	PAC12
	Monmouth at USC	7 p.m. PT	PAC12
	Baylor at OREGON	8:30 p.m. PT	ESPN2
Tues., Nov. 17	COLORADO at Auburn	12 noon PT	ESPN
	Iona at OREGON STATE	7 p.m. PT	PAC12
Wed., Nov. 18	Kennesaw State at ARIZONA STATE	5:30 p.m. PT	PAC12
Thurs., Nov. 19	Texas Tech vs. UTAH (3)	4 p.m. PT	ESPN2
	Boise State at ARIZONA	5:30 p.m. PT	PAC12
	Pepperdine at UCLA	7:30 p.m. PT	PAC12
	Mount Saint Mary's at WASHINGTON	7:30 p.m. PT	PAC12
	SMU at STANFORD	8:30 p.m. PT	ESPN2
	OREGON STATE at Rice	5 p.m. PT	
Fri., Nov. 20	Miami or Mississippi State vs. UTAH (3)	2 or 4 p.m. PT	ESPNU
	Portland at COLORADO	6 p.m. PT	PAC12
	East Carolina at CALIFORNIA	8 p.m. PT	PAC12
	Savannah State at OREGON	8 p.m. PT	PAC12
	Idaho State at WASHINGTON STATE	8 p.m. PT	PAC12
Sat., Nov. 21	OREGON STATE at UC Santa Barbara	2 p.m. PT	TBD
	New Mexico at USC	TBD	PAC12
	Pennsylvania at WASHINGTON	TBD	PAC12
Sun., Nov. 22	Nebraska Omaha at COLORADO	11 a.m. PT	PAC12
	Valparaiso at OREGON	3 p.m. PT	PAC12
	Northwestern State at ARIZONA	5 p.m. PT	PAC12
	STANFORD at St. Mary's	8 p.m. PT	ESPNU
	TBD vs. UTAH (3)	TBD	TBD
Mon., Nov. 23	North Carolina State vs. ARIZONA STATE (4)	6 p.m. PT	ESPN3
	Cal State Northridge at USC	6 p.m. PT	PAC12
	Sam Houston State at CALIFORNIA	8 p.m. PT	PAC12
	UNLV vs. UCLA (5)	8:30 p.m. PT	ESPN2
Tues., Nov. 24	Kansas or Chaminade vs. UCLA (5)	1:30/7 pm PT	ESPN/2
	Marquette or LSU vs. ARIZONA STATE (4)	2:30/5 pm PT	ESPNU/2
	Valparaiso at OREGON STATE	6 p.m. PT	PAC12
	Cal State Los Angeles at WASHINGTON STATE	8 p.m. PT	PAC12
Wed., Nov. 25	Arkansas State at OREGON	4 p.m. PT	PAC12
	Air Force at COLORADO	6 p.m. PT	PAC12
	TBD vs. UCLA (5)	TBD	TBD
	Gonzaga vs. WASHINGTON (6)	9 a.m. PT	ESPN
Thurs., Nov. 26	Wichita State vs. USC (7)	11 a.m. PT	ESPN2
	Villanova vs. STANFORD (8)	1:30 p.m. PT	ESPN2
	Santa Clara vs. ARIZONA (9)	8:30 p.m. PT	ESPN2
	San Diego State vs. CALIFORNIA (11)	9 p.m. PT	FS1
	Texas or Texas A&M vs. WASHINGTON (6)	10 am/4 pm PT	Axs TV

Fri., Nov. 27	Alabama or Xavier vs. USC (7)	9/11:30 am PT	ESPN3/U
	Arkansas or Georgia Tech vs. STANFORD (8)	9:30 am/noon	PTESPNU/2
	Idaho State at UTAH	6 p.m. PT	PAC12
	Providence or Evansville vs. ARIZONA (9)	6/8:30 p.m PT	ESPN3/2
	West Virginia or Richmond vs. CALIFORNIA (11)	TBD	FS1
	TBD vs. WASHINGTON (6)	TBD	ESPN or Axs TV
Sat., Nov. 28	Texas Southern at WASHINGTON STATE	TBD	PAC12
Sun., Nov. 29	Northern Colorado at COLORADO	12 noon PT	PAC12
	UC Santa Barbara at ARIZONA STATE	2 p.m. PT	PAC12
	Cal State Northridge at UCLA	4 p.m. PT	PAC12
	TBD vs. ARIZONA (10)	TBD	TBD
	TBD vs. USC (7)	TBD	TBD
Mon., Nov. 30	Fresno State at OREGON	5 p.m. PT	PAC12
Tues., Dec. 1	Seattle at CALIFORNIA	7 p.m. PT	PAC12
Wed., Dec. 2	Fort Lewis College at COLORADO	5 p.m. PT	PAC12
	Loyola Marymount at OREGON STATE	7 p.m. PT	PAC12
	BYU at UTAH	7 p.m. PT	PAC12
	Gonzaga at WASHINGTON STATE	8 p.m. PT	FS1
	ARIZONA STATE at Creighton	TBD	TBD
Thurs., Dec. 3	Kentucky at UCLA	6 p.m. PT	ESPN
	USC at UC Santa Barbara	TBD	TBD
Fri., Dec. 4	UNLV vs. OREGON (12)	8 p.m. PT	ESPN2
Sat., Dec. 5	IPFW at UTAH	11 a.m. PT	PAC12
	ARIZONA at Gonzaga	12:15 p.m. PT	ESPN
	Nevada at OREGON STATE	1 p.m. PT	PAC12
	Texas A&M at ARIZONA STATE	7:30 p.m. PT	ESPN2
	CALIFORNIA at Wyoming	12 noon PT	CBSSN
Sun., Dec. 6	COLORADO at Colorado State	11 a.m. PT	ROOT
	Portland State at WASHINGTON STATE	1 p.m. PT	PAC12
	Long Beach State at UCLA	6 p.m. PT	PAC12
	Cal State Fullerton at WASHINGTON	6 p.m. PT	PAC12
Mon., Dec. 7	Navy vs. OREGON (13)	6:30 p.m. PT	FS1
	Idaho at USC	7 p.m. PT	PAC12
Tues., Dec. 8	TCU at WASHINGTON	8 p.m. PT	PAC12
Wed., Dec. 9	Fresno State at ARIZONA	6 p.m. PT	PAC12
	Incarnate Word at CALIFORNIA	8 p.m. PT	PAC12
Thurs., Dec. 10	WASHINGTON STATE at Idaho	TBD	TBD
Sat., Dec. 12	ARIZONA STATE at Kentucky	12:15 p.m. PT	ESPN
	UTAH at Wichita State	12:30 p.m. PT	ESPN2
	Saint Mary's at CALIFORNIA	12:30 p.m. PT	PAC12
	Montana at WASHINGTON	3 p.m. PT	PAC12
	BYU at COLORADO	5 p.m. PT	PAC12
	Kansas vs. OREGON STATE (14)	5 p.m. PT	ESPN2
	Dartmouth at STANFORD	7 p.m. PT	PAC12
	UCLA at Gonzaga	7 p.m. PT	ESPN2
	OREGON at Boise State	4 p.m. PT	CBSSN
Sun., Dec. 13	Yale at USC	1 p.m. PT	PAC12
	UTEP at WASHINGTON STATE	3 p.m. PT	PAC12
	Missouri at ARIZONA	5 p.m. PT	PAC12



Gary Payton II, Oregon State

PAC-12 COMPOSITE SCHEDULE



Tues., Dec. 15	Louisiana-Lafayette at UCLA DePaul at STANFORD UC Irvine at OREGON	6 p.m. PT 7 p.m. PT 8 p.m. PT	PAC12 FS1 PAC12		ARIZONA at STANFORD UTAH at WASHINGTON STATE UCLA at OREGON	8 p.m. PT 8 p.m. PT 1 p.m. PT	PAC12 FS1 CBS
Wed., Dec. 16	Savannah State at UTAH Northern Arizona at ARIZONA ARIZONA STATE at UNLV	5 p.m. PT 7 p.m. PT 7 p.m. PT	PAC12 PAC12 CBSSN	Sat., Jan. 23	COLORADO at WASHINGTON STATE ARIZONA STATE at STANFORD ARIZONA at CALIFORNIA	6 p.m. PT 8 p.m. PT TBD	PAC12 PAC12 ESPN or ESPN2
Thurs., Dec. 17	Cal Poly at USC	7 p.m. PT	PAC12	Sun., Jan. 24	USC at OREGON STATE UTAH at WASHINGTON	12 noon PT 5:30 p.m. PT	PAC12 ESPNU
Fri., Dec. 18	Nicholls State at COLORADO Long Beach State at OREGON Texas State at WASHINGTON STATE Cal State Fullerton vs. OREGON STATE (15)	6 p.m. PT 6 p.m. PT 6 p.m. PT 8 p.m. PT	PAC12 PAC12 PAC12 PAC12	Wed., Jan. 27	STANFORD at COLORADO CALIFORNIA at UTAH	6 p.m. PT 8 p.m. PT	PAC12 ESPNU
Sat., Dec. 19	Duke vs. UTAH (16) North Carolina vs. UCLA (17) Houston Baptist at ARIZONA STATE Oakland at WASHINGTON Coppin State at CALIFORNIA Hampton at COLORADO UNLV at ARIZONA Tulsa vs. OREGON STATE (15) Texas at STANFORD	9 a.m. PT 10 a.m. PT 11:30 a.m. PT 1:30 p.m. PT 4 p.m. PT 6 p.m. PT 6:30 p.m. PT 8 p.m. PT 8:30 p.m. PT	ESPN CBS PAC12 PAC12 PAC12 PAC12 ESPN2 PAC12 ESPN2	Thurs., Jan. 28	OREGON STATE at ARIZONA STATE WASHINGTON at UCLA WASHINGTON STATE at USC OREGON at ARIZONA WASHINGTON at USC	5:30 p.m. PT 7 p.m. PT 7:30 p.m. PT 8 p.m. PT 12 noon PT	PAC12 FS1 PAC12 ESPN2 PAC12
Mon., Dec. 21	Alabama vs. OREGON (18) Quinnipiac at OREGON STATE Sacramento State at STANFORD SIU-Edwardsville at USC	6 p.m. PT 6 p.m. PT 8 p.m. PT 8 p.m. PT	ESPNU PAC12 PAC12 PAC12	Sat., Jan. 30	STANFORD at UTAH WASHINGTON STATE at UCLA OREGON STATE at ARIZONA CALIFORNIA at COLORADO OREGON at ARIZONA STATE	2 p.m. PT 4 p.m. PT 6:30 p.m. PT 2 p.m. PT 5:30 p.m. PT	PAC12 PAC12 PAC12 FS1 ESPNU
Tues., Dec. 22	Stephen F. Austin at ARIZONA STATE Long Beach State at ARIZONA CALIFORNIA at Virginia Delaware State at UTAH Penn State vs. COLORADO (19) McNeese State at UCLA Seattle at WASHINGTON Oklahoma vs. WASHINGTON STATE (20)	12 noon PT 6 p.m. PT 6 p.m. PT 6 p.m. PT 7:30 p.m. PT 8 p.m. PT 8 p.m. PT 8 p.m. PT	PAC12 PAC12 ESPN2 PAC12 TBD PAC12 PAC12 ESPNU	Wed., Feb. 3	ARIZONA at WASHINGTON STATE ARIZONA STATE at WASHINGTON	7 p.m. PT 8 p.m. PT	PAC12 ESPNU
Wed., Dec. 23	UNI or Hawai'i vs. WASHINGTON STATE (20) Lafayette at USC Kent State or SMU vs. COLORADO (19)	6:30 pm PT 7 p.m. PT TBD	ESPN2/U PAC12 FS1	Thurs., Feb. 4	COLORADO at OREGON UCLA at USC UTAH at OREGON STATE STANFORD at CALIFORNIA ARIZONA at WASHINGTON ARIZONA STATE at WASHINGTON STATE COLORADO at OREGON STATE	6 p.m. PT 6 p.m. PT 7:30 p.m. PT 8 p.m. PT 1 p.m. PT 1:30 p.m. PT 3:30 p.m. PT 5:30 p.m. PT	ESPNU PAC12 FS1 PAC12 ESPN2 FOX PAC12 PAC12
Fri., Dec. 25	TBD vs. WASHINGTON STATE (20)	TBD	TBD	Sun., Feb. 7	UTAH at OREGON	1 p.m.	ESPNU
Sun., Dec. 27	Carroll College at STANFORD	6 p.m. PT	PAC12	Wed., Feb. 10	WASHINGTON at UTAH	6 p.m. PT	ESPNU
Mon., Dec. 28	Cal State Bakersfield at ARIZONA STATE Davidson at CALIFORNIA College of Idaho at UTAH UC Santa Barbara at WASHINGTON	6 p.m. PT 6 p.m. PT 6 p.m. PT 8 p.m. PT	PAC12 PAC12 PAC12 PAC12	Thurs., Feb. 11	OREGON at CALIFORNIA WASHINGTON STATE at COLORADO OREGON STATE at STANFORD	6 p.m. PT 6 p.m. PT 7 p.m. PT	ESPNU PAC12 PAC12
Tues., Dec. 29	Western Oregon at OREGON	6 p.m. PT	PAC12	Fri., Feb. 12	USC at ARIZONA STATE UCLA at ARIZONA	8 p.m. PT 6 p.m. PT	FS1 ESPNU
Fri., Jan. 1	USC at WASHINGTON STATE COLORADO at CALIFORNIA UCLA at WASHINGTON UTAH at STANFORD	6 p.m. PT 6 p.m. PT 8 p.m. PT 6 p.m. PT	PAC12 PAC12 PAC12 ESPNU	Sat., Feb. 13	WASHINGTON at COLORADO OREGON at STANFORD OREGON STATE at CALIFORNIA	11 a.m. PT 1 p.m. PT 3:30 p.m. PT	PAC12 PAC12 PAC12
Sun., Jan. 3	ARIZONA at ARIZONA STATE USC at WASHINGTON OREGON at OREGON STATE UTAH at CALIFORNIA UCLA at WASHINGTON STATE COLORADO at STANFORD	11 a.m. PT 12 noon PT 4 p.m. PT 4:30 p.m. PT 6:30 p.m. PT 7 p.m. PT	FS1 PAC12 FS1 PAC12 PAC12 ESPNU	Sun., Feb. 14	WASHINGTON STATE at UTAH UCLA at ARIZONA STATE USC at ARIZONA	2 p.m. PT 5:30 p.m. PT 5 p.m. PT	PAC12 ESPNU FS1
Wed., Jan. 6	CALIFORNIA at OREGON STANFORD at OREGON STATE	6 p.m. PT 8 p.m. PT	ESPN2 ESPNU	Wed., Feb. 17	ARIZONA STATE at ARIZONA COLORADO at USC	6 p.m. PT 8 p.m. PT	ESPNU ESPNU
Thurs., Jan. 7	ARIZONA at UCLA ARIZONA STATE at USC	6 p.m. PT 7:30 p.m. PT	ESPNU PAC12	Thurs., Feb. 18	UTAH at UCLA STANFORD at WASHINGTON STATE CALIFORNIA at WASHINGTON	7 p.m. PT 7 p.m. PT 8 p.m. PT	ESPNU PAC12 FS1
Fri., Jan. 8	UTAH at COLORADO	6 p.m. PT	FS1	Sat., Feb. 20	STANFORD at WASHINGTON OREGON STATE at OREGON COLORADO at UCLA	5 p.m. PT 7 p.m. PT 8 p.m. PT	PAC12 PAC12 FS1
Sat., Jan. 9	WASHINGTON at WASHINGTON STATE ARIZONA STATE at UCLA ARIZONA at USC CALIFORNIA at OREGON STATE STANFORD at OREGON	12 noon PT 2 p.m. PT 4 p.m. PT 6:30 p.m. PT 7 p.m. PT	PAC12 PAC12 PAC12 PAC12 ESPNU	Sun., Feb. 21	UTAH at USC CALIFORNIA at WASHINGTON STATE	3 p.m. PT 5:30 p.m. PT	PAC12 ESPNU
Wed., Jan. 13	OREGON STATE at COLORADO USC at UCLA	8 p.m. PT 8 p.m. PT	ESPNU ESPNU	Wed., Feb. 24	ARIZONA at COLORADO WASHINGTON STATE at OREGON WASHINGTON at OREGON STATE	6 p.m. PT 7 p.m. PT 8 p.m. PT	ESPNU PAC12 ESPNU
Thurs., Jan. 14	WASHINGTON STATE at ARIZONA STATE WASHINGTON at ARIZONA OREGON at UTAH CALIFORNIA at STANFORD	5 p.m. PT 6 p.m. PT 7 p.m. PT 8 p.m. PT	PAC12 FS1 PAC12 FS1	Thurs., Feb. 25	UCLA at CALIFORNIA ARIZONA STATE at UTAH USC at STANFORD	6 p.m. PT 6 p.m. PT 8 p.m. PT	ESPNU PAC12 PAC12
Sat., Jan. 16	WASHINGTON at ARIZONA STATE WASHINGTON STATE at ARIZONA	4 p.m. PT 6:30 p.m. PT	PAC12 PAC12	Sat., Feb. 27	UCLA at STANFORD ARIZONA at UTAH	1:30 p.m. PT TBD	FOX ESPNU
Sun., Jan. 17	OREGON at COLORADO OREGON STATE at UTAH	4 p.m. PT 5:30 p.m. PT	PAC12 ESPNU	Sun., Feb. 28	ARIZONA STATE at COLORADO WASHINGTON STATE at OREGON STATE USC at CALIFORNIA WASHINGTON at OREGON	1:30 p.m. PT 3:30 p.m. PT 5 p.m. PT 5:30 p.m. PT	PAC12 PAC12 FS1 ESPNU
Wed., Jan. 20	COLORADO at WASHINGTON UCLA at OREGON STATE	7 p.m. PT 8 p.m. PT	PAC12 ESPNU	Wed., Mar. 2	OREGON at UCLA OREGON STATE at USC WASHINGTON STATE at WASHINGTON	6 p.m. PT 8 p.m. PT 8 p.m. PT	ESPNU FS1 ESPNU
Thurs., Jan. 21	ARIZONA STATE at CALIFORNIA USC at OREGON	6 p.m. PT 6 p.m. PT	FS1 PAC12	Thurs., Mar. 3	CALIFORNIA at ARIZONA STANFORD at ARIZONA STATE	6 p.m. PT 8 p.m. PT	ESPNU FS1
				Sat., Mar. 5	STANFORD at ARIZONA OREGON at USC OREGON STATE at UCLA CALIFORNIA at ARIZONA STATE	1 p.m. PT 1 p.m. PT 3:30 p.m. PT 5 p.m. PT	CBS PAC12 PAC12 ESPNU
				Sat., Mar. 5	COLORADO at UTAH	6:30 p.m. PT	ESPNU

Mar. 9-12	Pac-12 Men's Basketball Tournament MGM Grand Garden Arena, Las Vegas, Nev.		
Wed., Mar. 9	Pac-12 Tournament – First Round	12 noon PT	PAC12
	Pac-12 Tournament – First Round	2:30 p.m. PT	PAC12
	Pac-12 Tournament – First Round	6 p.m. PT	PAC12
	Pac-12 Tournament – First Round	8:30 p.m. PT	PAC12
Thur., Mar. 10	Pac-12 Tournament – Quarterfinals	12 noon PT	PAC12
	Pac-12 Tournament – Quarterfinals	2:30 p.m. PT	PAC12
	Pac-12 Tournament – Quarterfinals	6 p.m. PT	PAC12
	Pac-12 Tournament – Quarterfinals	8:30 p.m. PT	FS1
Fri., Mar. 11	Pac-12 Tournament – Semifinals	6 p.m. PT	PAC12
	Pac-12 Tournament – Semifinals	8:30 p.m. PT	FS1
Sat., Mar. 12	Pac-12 Tournament – Championship	7 p.m. PT	FS1

In-Season Tournament and Neutral Sites:

- (1) Sioux Falls, S.D.
- (2) China Game, Shanghai, China (Mercedes Benz Arena)
- (3) Puerto Rico Tip-Off, San Juan, Puerto Rico (Coliseo Roberto Clemente)
- (4) Legends Classic, Brooklyn, N.Y. (Barclays Center)
- (5) Maui Invitational, Lahaina, Maui (Lahaina Civic Center)
- (6) Battle for Atlantis, Paradise Island, Bahamas (Imperial Arena)
- (7) Old Spice Classic, Orlando, Fla. (HP Field House)
- (8) NIT Season Tip-Off, New York, N.Y. (Madison Square Garden)
- (9) Wooden Legacy, Fullerton, Calif. (Titan Gym)
- (10) Wooden Legacy, Anaheim, Calif. (Honda Center)
- (11) Las Vegas Invitational, Las Vegas, Nev. (Orleans Arena)
- (12) Las Vegas, Nev. (MGM Grand Garden Arena)
- (13) Pearl Harbor, Hawai'i (Bloch Arena)
- (14) Kansas City, Mo. (Sprint Center)
- (15) Far West Classic, Portland, Ore. (Moda Center)
- (16) New York, N.Y. (Madison Square Garden)
- (17) CBS Classic, Brooklyn, N.Y. (Barclays Center)
- (18) Birmingham, Ala. (Legacy Arena)
- (19) Las Vegas Classic, Las Vegas, Nev. (Orleans Arena)
- (20) Diamond Head Classic, Honolulu, Hawai'i (Stan Sheriff Center)

All times listed are pacific time zone.



2016 NCAA TOURNAMENT

FIRST FOUR

Tuesday, March 15 & Wednesday, March 16:

Dayton Arena, Dayton, Ohio
(University of Dayton, host)

FIRST & SECOND ROUNDS

Thursday, March 17 & Saturday, March 19:

Dunkin Donuts Center, Providence, R.I.
(Providence, host)

Wells Fargo Arena, Des Moines, Iowa
(Iowa State, host)

PNC Arena, Raleigh, N.C.
(North Carolina State, host)

Pepsi Center, Denver, Colo.
(Mountain West Conference, host)

Friday, March 18 & Sunday, March 20:

Barclays Center, Brooklyn, N.Y.
(Atlantic 10 Conference, host)

Scottrade Center, St. Louis, Mo.
(Missouri Valley Conference, host)

Chesapeake Energy Arena, Oklahoma City, Okla.
(Big 12 Conference, host)

Spokane Veterans Memorial Arena,
Spokane, Wash. (Idaho, host)

REGIONALS

Thursday, March 24 & Saturday, March 26:

KFC Yum Center, Louisville, Kent.
(Louisville, host)

Honda Center, Anaheim, Calif.
(Big West Conference, host)

Friday, March 25 & Sunday, March 27:

Wells Fargo Center, Philadelphia, Penn.
(La Salle, host)

United Center, Chicago, Ill.
(Big Ten Conference, host)

FINAL FOUR

Saturday, April 2 and Monday, April 4:

NRG Stadium, Houston
(Rice and Houston, hosts)
Information: www.ncaasports.com

Future Final Four Sites

2016 NRG Stadium, Houston (April 2 & 4)



Marcus Allen, Stanford



With 16 NCAA Championships (by six different schools) under its belt, it's easy to see why Pac-12 Basketball has as rich and as storied a tradition of hoop excellence as any Conference – if not more so.

Some of the best ever to play the game have passed through this league – Jason Kidd, Gary Payton, Kareem Abdul-Jabbar (Lew Alcindor), Bill Walton, Hank Luisetti, Sidney Wicks, Bob Houbregs, Jack Gardner. The same is true on the coaching side – John Wooden, Slats Gill, Ralph Miller, Pete Newell, Marv Harshman, Everett Dean, Lute Olson and Mike Montgomery.

The “Conference of Champions” has claimed a record 16 NCAA Tournament titles, 38 NCAA Final Four Appearances, 91 consensus All-Americans, 17 National Players of the Year, 27 Naismith Memorial Basketball Hall of Fame members . . . well, you get the picture.

Pac-12 Basketball began 100 years ago with the formation of the Pacific Coast Conference. California won the first title in 1916 with a 5-3 record, ahead of competitors Oregon State (5-3) and Washington (2-6). That season also produced the league's first All-American, Ade Sieberts of Oregon State. Six teams competed the following year, and Washington State's 8-1 mark stood above the others.

With the expansion of the PCC to eight teams in 1922, the league was split into north and south divisions, with the divisional champions meeting in a playoff. Idaho defeated California in the first playoff and produced the Conference's fifth All-American in eight seasons in Al Fox.

The NCAA Tournament became a reality with the 1939 season, and a Pac-12 (PCC) team was the first to win it, as Oregon defeated Texas, Oklahoma and Ohio State en route to the title in Evanston, Ill. USC was in the Final Four the next year, while Washington State advanced to the title game in 1941, but fell to Wisconsin by five, 39-34. Stanford claimed the NCAA crown the following year with a 53-38 win over Dartmouth. Utah, which joined the Pac-12 in 2011, captured the 1944 NCAA title with a 42-40 overtime victory over Dartmouth.

Pete Newell's California Golden Bears won the 1959 NCAA title with a win over West Virginia, and were runners-up to Ohio State the following season.


Then came UCLA and its unlikely-to-ever-be-duplicated-again feat of seven consecutive NCAA Championships (11 overall), which was engineered by the great John Wooden – “The Wizard of Westwood.” The Bruins actually won a pair of titles in 1964 and '65, then began their streak in 1967 (Alcindor's first season). A loss to North Carolina State in the 1974 Finals ended the streak, but UCLA came back the following season to defeat Kentucky for its 10th title in 12 years.

After UCLA captured the school's 11th title in 1995 with a victory over Arkansas, the Arizona Wildcats became the sixth Pac-12 team to capture the league's 16th men's basketball championship in 1997. The Wildcats became the first team in the history of the tournament to defeat three number one seeds (Kansas, North Carolina and Kentucky) en route to the title.



Arizona State's James Harden is one of four former Pac-12 players to play for Team USA in the 2012 London Olympics.

In recent years, the Pac-12 has enjoyed a large amount of success - as evidenced by NCAA "Sweet 16" appearances in 25 of the past 28 seasons, at least half its teams in postseason play in 25 of the last 28 seasons, 12 national and freshman players of the year in the last 26 seasons and a couple of NIT pre- and postseason titles, just to name a few of the accolades – giving the Pac-12 the right to proudly be referred to as “The Conference of Champions.”



Wally Pfister, the 1980's Pac-12's first and only NBA Coach of the Year, was inducted into the Basketball Hall of Fame in 2013.

THIS IS PAC-12 BASKETBALL ...

- 16 NCAA titles - more than any other conference.
- Since 2008, the Pac-12 has had 33 players drafted in the first round of the NBA. Over the last eight NBA Drafts a total of 55 Pac-12 players have been selected representing all 12 of the Conference's member institutions.
- Four former Pac-12 players on Team USA that won Gold at the 2012 London Olympics. Three former players on the 2014 Team USA squad that won Gold at the 2014 FIBA World Championships.
- Pac-12 members were well represented by former players on the roster of 2015 NBA champion Golden State Warriors - Andrew Bogut (Utah), Justin Holliday (Washington), Andre Iguodala (Arizona), Klay Thompson (Washington State). The coaching staff included Steve Kerr (Arizona), Luke Walton (Arizona), Bruce Fraser (Arizona) and Jarron Collins (Stanford). In addition, the Warriors Basketball Operations staff included General Manager Bob Myers (UCLA), Video Coordinator/Player Development Theo Robertson (California) ... The Pac-12 had 62 former players on NBA opening day rosters last season. Second only to the ACC's 70.





► California's Jabari Bird averaged 10.5 points per game in 2014-15, but was more impressive down the stretch as he averaged 13.5 points over the final eight games of the season.

► Arizona's Gabe York was the team's sixth man and ignited the Wildcat offense with 66 three-pointers, averaging 9.2 points per game.



► Jordan Loveridge averaged 10.0 points and 3.9 rebounds last season for the Utes. With 1,141 career points, he's one of four active Pac-12 players with 1,000 or more career points.

WILDCAT FACTS

Location: Tucson, AZ 85721
Founded/Enrollment: 1885/42,236
Colors: Cardinal & Navy
 (Pantone® 200/281)
Joined Pac-12: 1978-79
All-time record: 1,712-909 (110 seasons)
President: Dr. Ann Weaver Hart
Faculty Rep: Jory Hancock
Athletic Director: Greg Byrne
SWA: Erika Barnes

Head Coach: Sean Miller (Pittsburgh, '92)
Career Record: 283-99 (11 years)
Arizona Record: 163-52 (6 years)
Pac-12 Record: 79-29 (6 years)
Office: (520) 621-4813
Fax: (520) 621-2202

Associate Head Coach: Joe Pasternack
Assistant Coaches: Emanuel Richardson,
 Mark Phelps

Basketball SID: Matt Ensor
E-mail: mensor@email.arizona.edu
Office: (520) 621-0916
Cell: (541) 513-6627

Local Radio: KCUB (1290 AM)

Home Court: McKale Center
 (14,545/1973)
Record in McKale: 544-102 (43 years)
Press Row Phone: (520) 621-4334
Press Will-Call: Northeast entrance
Press Row Location: Courtside across
 from benches, baselines, Section 24

RECORD HOLDERS

POINTS

Career: 2555 – Sean Elliott, 1986-89
Season: 848 – Khalid Reeves, 1994
Game: 46 – Ernie McCray vs. CSLA,
 2/6/60

THREE-POINT FIELD GOALS

Career: 342 – Salim Stoudamire, 2002-05
Season: 120 – Salim Stoudamire, 2005
Game: 9 – Salim Stoudamire vs. Oregon
 State, 2/20/05

REBOUNDS

Career: 1190 – Al Fleming, 1973-76
Season: 375 – Jordan Hill, 2009
Game: 26 – Bill Reeves vs. UCSB,
 2/1/56
 Joe Skaisgir vs. CSLA, 1/31/62

ASSISTS

Career: 810 – Russell Brown, 1978-81
Season: 247 – Russell Brown, 1979
Game: 19 – Russell Brown vs. Grand
 Canyon, 12/8/79

STEALS

Career: 245 – Jason Terry, 1996-99
Season: 85 – Jason Terry, 1997
Game: 9 – Bennett Davison vs. Stanford,
 2/28/98

BLOCKED SHOTS

Career: 278 – Anthony Cook, 1986-89
Season: 102 – Loren Woods, 2000
Game: 14 – Loren Woods vs. Oregon,
 2/3/00

ARIZONA NUMERICAL ROSTER

No.	Name	Pos.	Ht.	Wt.	Yr.	Exp.	Hometown/Last School
0	Parker Jackson-Cartwright	G	5-10	170	So.	1L	Los Angeles, Calif./Sierra Canyon HS
1	Gabe York	G	6-3	185	Sr.	3L	West Covina, Calif./Orange Lutheran HS
2	Ray Smith	F	6-8	210	Fr.	HS	Las Vegas, Nev./Las Vegas HS
3	Justin Simon	G	6-5	200	Fr.	HS	Temecula, Calif./Brewster Academy
5	Kadeem Allen*	G	6-3	200	Jr.	JC	Wilmington, N.C./Hutchinson CC
11	Allonzo Trier	G	6-4	210	Fr.	HS	Seattle, Wash./Findlay Prep
12	Ryan Anderson*	F	6-9	230	Sr.	TR	Lakewood, Calif./Boston College
14	Dusan Ristic	C	7-0	245	So.	1L	Novi Sad, Serbia/Sunrise Christian Academy
21	Chance Comanche	C	6-10	205	Fr.	HS	Beverly Hills, Calif./Beverly Hills HS
23	Mark Tollefsen	F	6-9	210	Sr.	TR	Danville, Calif./San Francisco
24	Elliott Pitts	G	6-5	190	Jr.	2L	Dublin, Calif./De La Salle HS
35	Kaleb Tarczewski	C	7-0	245	Sr.	3L	Claremont, N.H./St. Mark's HS
44	Trey Mason	G	6-2	180	Jr.	2L	Los Angeles, Calif./Loyola HS
50	Jacob Hazzard	G	6-0	160	Sr.	3L	Los Angeles, Calif./Loyola HS

* - Has used redshirt year. Returning starter in **bold**.



HEAD COACH - SEAN MILLER

- The two-time Pac-10/12 Coach of the Year led Arizona to its 14th regular-season title, fifth Pac-12 Tournament title, a No. 2 seed in the NCAA Tournament and the second-best single-season win total in school history with 34 W's.
- Has guided a team to the NCAA Tournament in eight of his 11 years of head coaching, with six Sweet 16 and four Elite Eight appearances.
- Prior to Arizona, coached Xavier to three straight Atlantic-10 Conference regular season championships while compiling a 120-47 (.719) record in five seasons.
- In 2007-08, set a record for most victories in a season at Xavier, 30, earning Atlantic-10 Conference Coach of the Year honors.

MILLER YEAR-BY-YEAR

Year	School	ALL W-L	CONFERENCE W-L	Fin.	Conf.	POSTSEASON NCAA	Other
2004-05	Xavier	17-12	10-6	T2nd	A-10		
2005-06	Xavier	21-11	8-8	T7th	A-10	0-1	
2006-07	Xavier	25-9	13-3	T1st	A-10	1-1	
2007-09	Xavier	30-7	14-2	1st	A-10	3-1	
2008-09	Xavier	27-8	12-4	1st	A-10	2-1	
<i>Xavier totals (5 years)</i>		<i>120-47 (.719)</i>	<i>57-23 (.713)</i>			<i>6-4 (.600)</i>	<i>0-0</i>
2009-10	Arizona	16-15	10-8	4th	Pac-10		
2010-11	Arizona	30-8	14-4	1st	Pac-10	3-1	
2011-12	Arizona	23-12	12-6	4th	Pac-12		0-1 (NIT)
2012-13	Arizona	27-8	12-6	T2nd	Pac-12	2-1	
2013-14	Arizona	33-5	15-3	1st	Pac-12	3-1	
2014-15	Arizona	34-4	16-2	1st#	Pac-12	3-1	
<i>Arizona totals (6 years)</i>		<i>163-52 (.758)</i>	<i>79-29 (.731)</i>			<i>11-4 (.733)</i>	<i>0-1</i>
Career totals (11 years)		283-99 (.741)	136-52 (.758)			17-8 (.680)	0-1

- Pac-12 Tournament Champions

2015-16 SCHEDULE

November

Sun., 8.....Chico State (Exh.).....	6 p.m.	Pac-12
Fri., 13.....Pacific.....	7:30 p.m.	Pac-12
Mon., 16.....Bradley.....	6 p.m.	Pac-12
Thu., 19.....Boise State (1).....	6:30 p.m.	Pac-12
Sun., 22.....Northwestern State.....	6 p.m.	Pac-12
Thu., 26.....vs. Santa Clara (2).....	8:30 p.m.	ESPN2
Fri., 27.....vs. Providence or Evansville (2)...	TBD	ESPNU/2
Sun., 29.....TBD (3).....	TBD	ESPNU/2

December

Sat., 5.....at Gonzaga.....	12:15 p.m.	ESPN
Wed., 9.....Fresno State.....	7 p.m.	Pac-12
Sun., 13.....Missouri.....	6 p.m.	Pac-12
Wed., 16.....Northwestern Arizona.....	8 p.m.	Pac-12
Sat., 19.....UNLV.....	7:30 p.m.	ESPN2
Tues., 22.....Long Beach State.....	7 p.m.	Pac-12

January

Sun., 3.....at Arizona State *.....	12 p.m.	FS1
Thu., 7.....at UCLA *.....	6 p.m.	ESPN/2
Sat., 9.....at USC *.....	4 p.m.	Pac-12
Thu., 14.....Washington *.....	7 p.m.	FS1
Sat., 16.....Washington State *.....	7:30 p.m.	Pac-12
Thu., 21.....at Stanford *.....	8 p.m.	Pac-12
Sat., 23.....at California *.....	TBD	ESPN/2
Thu., 28.....Oregon *.....	9 p.m.	ESPN2
Sat., 30.....Oregon State *.....	7:30 p.m.	Pac-12

February

Wed., 3.....at Washington State *.....	7 p.m.	Pac-12
Sat., 6.....at Washington *.....	1:30 p.m.	FOX
Fri., 12.....UCLA *.....	7 p.m.	ESPN
Sun., 14.....USC *.....	6 p.m.	FS1
Wed., 17.....Arizona State *.....	7 p.m.	ESPN2
Wed., 24.....at Colorado *.....	7 p.m.	ESPN2
Sat., 27.....at Utah *.....	TBD	ESPN/2

March

Thu., 3.....California *.....	7 p.m.	ESPN/2
Sat., 5.....Stanford *.....	2 p.m.	CBS
9-12.....Pac-12 Tournament (4)		

- (1) DirecTV Wooden Legacy
- (2) DirecTV Wooden Legacy Opening Games, Fullerton, Calif. (Titan Gym)
- (3) DirecTV Wooden Legacy Final, Anaheim, Calif. (Honda Center)
- (4) Las Vegas, Nev. (MGM Grand Garden Arena)

* Pac-12 game
Game times local to site.

2014-15 RESULTS (34-4, 16-2)

11/14	Mount St. Mary's	W	78-55
11/16	Cal State Northridge	W	86-68
11/19	UC Irvine	W	71-54
11/ 24	vs. Missouri (1)	W	72-53
11/ 25	vs. Kansas State (1)	W	72-68
11/26	vs. #15 San Diego State (1)	W	61-59
12/ 2	Gardner-Webb	W	91-65
12/ 6	Gonzaga	W/OT	66-6
12/ 9	Utah Valley	W	87-56
12/13	Michigan	W	80-53
12/16	Oakland	W	101-64
12/19	at UTEP	W	60-55
12/ 23	at UNLV	L	67-71
1/ 4	Arizona State *	W	73-49
1/ 8	at Oregon *	W	80-62
1/ 11	at Oregon State	L	56-58
1/15	Colorado *	W	68-54
1/17	#8 Utah *	W	69-51
1/22	at Stanford *	W	89-82
1/ 24	at California *	W	73-50
1/28	Oregon *	W	90-56
1/ 30	Oregon State *	W	57-34
2/ 7	at Arizona State *	L	78-81
2/13	at Washington *	W	88-62
2/15	at Washington State *	W	86-59
2/19	USC *	W	87-57
2/ 21	UCLA * (2)	W	57-47
2/ 26	at Colorado *	W	82-54
2/28	at #13 Utah *	W	63-57
3/ 5	California *	W	99-60
3/ 7	Stanford *	W	91-69
3/12	vs. California (3)	W	73-51
3/13	vs. UCLA (3)	W	70-64
3/14	vs. Oregon (3)	W	80-52
3/19	vs. Texas Southern (4)	W	93-72
3/ 21	vs. Ohio State (4)	W	73-58
3/ 26	vs. Xavier (5)	W	68-60
3/28	vs. Wisconsin (5)	L	85-78

- (1) NIT Season Tip Off, Tucson, Ariz.
- (2) NIT Season Tip Off, New York, N.Y. (Madison Square Garden)
- (3) Pac-12 Tournament, Las Vegas, Nev. (MGM Grand Garden Arena)
- (4) NCAA Tournament, San Diego, Calif. (Viejas Arena)
- (5) NCAA Tournament, Anaheim, Calif. (Honda Center)
- * Pac-12 Conference Game. Rankings listed are AP.

RECENT FINISHES

Year	CONF.		ALL		Post.
	W-L	Fin.	W-L		
78-79	10-8	4t	16-11		
79-80	6-12	6	12-15		
80-81	8-10	5t	13-14		
81-82	4-14	8t	9-18		
82-83	1-17	10	4-24		
83-84	8-10	5t	11-17		
84-85	12-6	3t	21-10	NCAA	
85-86	14-4	1	23-9	NCAA	
86-87	13-5	2	18-12	NCAA	
87-88	17-1	1*	35-3	NCAA^	
88-89	17-1	1*	29-4	NCAA	
89-90	15-3	1t*	25-7	NCAA	
90-91	14-4	1	28-7	NCAA	
91-92	13-5	3	24-7	NCAA	
92-93	17-1	1	24-4	NCAA	
93-94	14-4	1	29-6	NCAA^	
94-95	13-5	2	23-8	NCAA	
95-96	13-5	2	26-7	NCAA	
96-97	11-7	5	25-9	NCAA#	
97-98	17-1	1	30-5	NCAA	
98-99	13-5	2	22-7	NCAA	
99-00	15-3	1t	27-7	NCAA	
00-01	15-3	2	28-8	NCAA+	
01-02	12-6	2t*	24-10	NCAA	
02-03	17-1	1	28-4	NCAA	
03-04	11-7	3	20-10	NCAA	
04-05	15-3	1	30-7	NCAA	
05-06	11-7	4t	20-13	NCAA	
06-07	11-7	3t	20-11	NCAA	
07-08	8-10	7	19-15	NCAA	
08-09	9-9	5t	21-14	NCAA	
09-10	10-8	4	16-15	NCAA	
10-11	14-4	1	30-8	NCAA	
11-12	12-6	4	23-12	NIT	
12-13	12-6	2t	27-8	NCAA	
13-14	15-3	1	33-5	NCAA	
14-15	16-2	1*	34-4	NCAA	

* - Pac-10 Tournament Champion
- NCAA Champion
+ - NCAA runner-up
^ - NCAA Final Four

2014-15 ARIZONA STATISTICS (Overall: 34-4, Pac-12: 16-2/1st)

Player	GP-GS	Min/Avg	TOTAL		3-PTS		FT-A		REBOUNDS			PF-FO	A	TO	Blk	Stl	Pts	Avg
			FG-A	Pct	3FG-A	Pct	FT-A	Pct	Off/Def	Tot	Avg							
Johnson, Stanley	38-37	1081/28.4	174-390	.446	43-116	.371	132-178	.742	75/172	247	6.5	100-2	63	82	15	57	523	13.8
Ashley, Brandon	38-38	1055/27.8	166-323	.514	12-36	.333	121-172	.703	69/128	197	5.2	107-3	25	55	25	23	465	12.2
Hollis-Jefferson, R.	38-25	1090/28.7	138-275	.502	6-29	.207	145-205	.707	77/183	260	6.8	94-2	59	59	32	44	427	11.2
McConnell, T.J.	38-38	1158/30.5	156-313	.498	25-78	.321	58-70	.829	25/121	146	3.8	68-0	238	78	3	83	395	10.4
Tarczewski, Kaleb	38-37	988/26.0	123-215	.572	0-0	.000	107-153	.699	62-137	199	5.2	116-5	13	53	22	17	353	9.3
York, Gabe	37-13	856/23.1	107-243	.440	66-165	.400	60-74	.811	6-71	77	2.1	45-0	45	37	13	22	340	9.2
Pitts, Elliott	38-1	565/14.9	43-109	.394	27-74	.365	19-24	.792	15/24	39	1.0	57-0	17	12	2	12	132	3.5
Ristic, Dusan	36-0	308/8.6	48-78	.615	4-5	.800	21-41	.512	21/54	75	2.1	45-1	2	9	9	2	121	3.4
Victor, Craig	8-0	57/7.1	8-13	.615	0-0	.000	9-17	.529	6/3	9	1.1	4-0	0	1	2	3	25	3.1
Jackson-Cartwright, P.	34-0	328/9.6	34-75	.453	9-23	.391	22-34	.647	6/41	47	1.4	33-1	60	23	1	11	99	2.9
Korcheck, Matt	21-1	77/3.7	10-14	.714	0-0	.000	6-6	1.000	7/10	17	0.8	9-0	3	1	7	1	26	1.2
Mason, Trey	9-0	12/1.3	1-3	.333	1-11	1.000	0-0	.000	0/1	1	0.1	0-0	0	1	0	0	3	0.3
Hazzard, Jacob	17-0	27/1.6	1-10	.100	0-6	.000	0-0	.000	0/0	0	0.0	1-0	1	5	0	0	2	0.1
Mellon, Drew	12-0	23/1.9	0-7	.000	0-3	.000	0-0	.000	1/2	3	0.3	1-0	2	0	0	0	0	0.0
TEAM									41/41	82	2.2	1		3				0
ARIZONA	38		1009-2068.488	193-536	.360	700-974	.719	411/988	1399	36.8	681-14	528	419	131	275	2911	76.6	
Opponents	38		777-1951	.398	206-615	.335	508-728	.698	285/780	1065	28.0	791-	369	523	97	180	2268	59.7

SUN DEVIL FACTS

Location: Tempe, AZ 85287-2505
Founded/Enrollment: 1885/76,771
Colors: Maroon & Gold (Pantone® 208/123)
Joined Pac-12: 1978-79
All-time Record: 1,313-1,172 (103 years)

President: Dr. Michael Crow
Faculty Rep: Dr. Jeffrey Wilson
Athletic Director: Ray Anderson
SWA: Deana Garner-Smith

Head Coach: Bobby Hurley
 (Duke, '92)
Career Record: 42-20 (2 years)
ASU Record: 0-0 (First year)
Pac-12 Record: 0-0 (First year)
Office: (480) 965-3261
Fax: (480) 965-9082

Assistant Coaches: Levi Watkins, Rashon Burno, Brian Merritt

Basketball SID: Doug Tammara
E-Mail: tammara@asu.edu
Office: (480) 965-5799
Cell: (480) 734-7795

Local Radio: KTAR (620 AM)

Home Court: Wells Fargo Arena
 (10,734/1974)
Record in WFA: 405-184 (38 years)
Press Row Phone: (480) 965-7274/4778
Press Will-Call: Ticket office, west side
Press Row Location: Courtside and above opponent bench

RECORD HOLDERS

POINTS

Career: 2044 – Eddie House, 1997-2000
Season: 736 – Eddie House, 2000
Game: 61 – Eddie House vs. Cal, 1/8/00

THREE-POINT FIELD GOALS

Career: 323 – Stevin Smith, 1991-94
Season: 113 – Stevin Smith, 1993
Game: 10 – Twice. Last, Stevin Smith vs. Oregon State, 1/27/94

REBOUNDS

Career: 1022 – Tony Cerkenik, 1960-63
Season: 415 – Tony Cerkenik, 1961
Game: 27 – Mark Landsberger vs. San Diego State, 12/3/76

ASSISTS

Career: 551 – Derek Glasser, 2007-10
Season: 294 – Ahlon Lewis, 1998
Game: 16 – Ahlon Lewis vs. Northern Arizona, 12/23/97

STEALS

Career: 258 – Eddie House, 1997-2000
Season: 76 – Lafayette Lever, 1982
Game: 8 – Four times. Last, Stevin Smith vs. Alaska-Anchorage, 1/2/93

BLOCKED SHOTS

Career: 314 – Jordan Bachynski, 2011-14
Season: 133 – Jordan Bachynski, 2013
Game: 12 – Jordan Bachynski vs. Cal State Northridge, 12/8/12

ARIZONA STATE NUMERICAL ROSTER

No.	Name	Pos.	Ht.	Wt.	Yr.	Exp.	Hometown/Last School
0	Tra Holder	G	6-1	180	So.	1L	Los Angeles, Calif./Brentwood School
1	Maurice O'Field	G/F	6-5	210	Jr.	JC	Cleveland, Ohio/Midland JC
2	Willie Atwood	F	6-7	215	Sr.	1L	Memphis, Tenn./Connors State
3	Shannon Evans#	G	6-1	160	Jr.	TR	Suffolk, Va./Buffalo
4	Gerry Blakes	G	6-4	195	Sr.	1L	Inglewood, Calif./San Bernadino Valley College
5	Obinna Oleka	F	6-7	225	Jr.	JC	Washington D.C./ Manatee-Sarasota College
10	Torian Graham#	G	6-4	180	Jr.	TR	Durham, N.C./Chipola JC
11	Savon Goodman	F	6-6	220	Jr.	1L	Philadelphia, Penn./Constitution HS
12	Andre Adams	F	6-9	216	Fr.	HS	Avondale, Ariz./IMG Academy
13	Tyler Harris	G	6-5	200	Fr.	HS	Westlake Village, Calif./Oaks Christian
21	Eric Jacobsen	F	6-10	255	Sr.	3L	Chandler, Ariz./Hamilton HS
22	Austin Witherill	G	6-0	160	So.	1L	Gilbert, Ariz./Highland HS
24	Andre Spight	G	6-3	168	Jr.	JC	Burbank, Calif./South Plains College
44	Kodi Justice	G	6-5	190	So.	1L	Mesa, Ariz./Dobson HS

* - Has used redshirt year. Returning starter in **bold**. # - Transfer and will sit the 2015-16 season.



HEAD COACH - BOBBY HURLEY

- Named the 14th head men's basketball coach in Sun Devil history on April 9, 2015.
- Arrives at ASU after coaching Buffalo for two years. He led them to a school-record matching 23 wins in 2014-15, its first Mid-American Conference title and a trip to the NCAA Tournament.
- Coached MAC Players of the Year in 2013-14 and 2014-15.
- In 2013-14 Hurley was named a finalist for the Joe B. Hall Award, which is given to the nation's top first-year head coach.
- An NCAA Champion with Duke in 1991 and 1992. He was named the 1992 NCAA Final Four Most Outstanding Player.

HURLEY YEAR-BY-YEAR

Year	School	ALL W-L	CONFERENCE W-L	Fin.	Conf.	POSTSEASON NCAA	Other
2013-14	Buffalo	19-10	13-5	1st	MAC		
2014-15	Buffalo	23-10	12-6	T-1st	MAC	0-1	
<i>Buffalo totals (2 years)</i>		<i>42-20 (.677)</i>	<i>25-11 (.694)</i>			<i>5-5 (.500)</i>	
Career totals (2 years)		42-20 (.677)	25-11 (.694)			5-5 (.500)	

2015-16 SCHEDULE

November

Fri., 13.....	Sacramento State.....	5:30 p.m.....	Pac-12
Mon., 16.....	Belmont (1).....	8 p.m.....	Pac-12
Wed., 18.....	Kennessaw State (1).....	6:30 p.m.....	Pac-12
Mon., 23.....	vs. North Carolina State (2).....	9 p.m.....	ESPN3
Tues., 24.....	vs. LSU or Marquette (2).....	TBD.....	TBD
Sun., 29.....	UC Santa Barbara.....	3 p.m.....	Pac-12

December

Wed., 2.....	at Creighton *.....	TBD.....	TBD
Sat., 5.....	Texas A&M *.....	8:30 p.m.....	ESPN2
Sat., 12.....	at Kentucky.....	3:15 p.m.....	ESPN
Wed., 16.....	at UNLV.....	7 p.m.....	CBS Sports
Sat., 19.....	Houston Baptist.....	12:30 p.m.....	Pac-12
Tues., 22.....	Stephen F. Austin.....	1 p.m.....	Pac-12
Mon., 28.....	CSU Bakersfield.....	7 p.m.....	Pac-12

January

Sun., 3.....	Arizona *.....	12 p.m.....	FS1
Thu., 7.....	at USC *.....	7:30 p.m.....	Pac-12
Sat., 9.....	at UCLA *.....	2 p.m.....	Pac-12
Thu., 14.....	Washington State *.....	6 p.m.....	Pac-12
Sat., 16.....	Washington *.....	5 p.m.....	Pac-12
Thu., 21.....	at California *.....	6 p.m.....	FS1
Sat., 23.....	at Stanford *.....	8 p.m.....	Pac-12
Thu., 28.....	Oregon State *.....	6:30 p.m.....	Pac-12
Sun., 31.....	Oregon *.....	6:30 p.m.....	ESPNU

February

Wed., 3.....	at Washington *.....	8 p.m.....	ESPNU
Sat., 6.....	at Washington State *.....	3:30 p.m.....	Pac-12
Fri., 12.....	USC *.....	6 p.m.....	Pac-12
Sun., 14.....	UCLA *.....	6:30 p.m.....	ESPNU
Wed., 17.....	at Arizona *.....	7 p.m.....	ESPN2
Thu., 25.....	at Utah *.....	7 p.m.....	Pac-12
Sun., 28.....	at Colorado *.....	2:30 p.m.....	Pac-12

March

Thu., 3.....	Stanford *.....	9 p.m.....	FS1
Sat., 5.....	California *.....	6 p.m.....	ESPN2
9-12.....	Pac-12 Tournament (3)		

- (1) Legends Classic, Tempe, Ariz. (Wells Fargo Arena)
 (2) Legends Classic, Brooklyn, N.Y. (Barclays Center)
 (3) Las Vegas, Nev. (MGM Grand Garden Arena)

* Pac-12 Game
 Game times local to site.

2014-15 RESULTS (18-16, 9-9)

11/14	Chicago State (1)	W	86-50
11/17	Bethune Cookman (1)	W	49-39
11/20	Loyola Marymount	W	68-44
11/24	vs. Maryland (2)	L	73-78
11/25	vs. Alabama (2)	L	71-76
11/29	Colgate	W	78-71
12/3	UNLV	W	77-55
12/6	at Texas A&M	L	71-72
12/13	Pepperdine	W	81-74
12/16	at Marquette	L	71-78
12/20	Lehigh	L/3 OT	81-84
12/23	Detroit	W	93-54
12/28	Harvard	W	56-46
1/4	at #8 Arizona *	L	49-73
1/8	at Oregon State *	L	47-55
1/10	at Oregon *	L	56-59
1/15	#8 Utah *	L	59-76
1/17	Colorado *	W	76-72
1/22	at California *	W	79-44
1/24	at Stanford *	L	70-89
1/28	Oregon State *	W	73-55
1/30	Oregon *	L/OT	67-68
2/7	#6 Arizona *	W	81-78
2/13	at Washington State *	L	71-74
2/15	at Washington *	W	78-68
2/18	UCLA *	W	68-66
2/22	USC *	W	64-59
2/26	at #13 Utah *	L	41-83
3/1	at Colorado *	L	81-87
3/5	Stanford *	W	67-62
3/7	California *	W	74-70
3/11	vs. USC (3)	L	64-67
3/18	at Connecticut (4)	W	68-61
3/22	at Richmond (5)	L/OT	70-76

- (1) CBE Hall of Fame Classic, Tempe, Ariz. (Wells Fargo Arena)
 (2) CBE Hall of Fame Classic, Kansas City, Mo. (Sprint Center)
 (3) Las Vegas, Nev. (MGM Grand Garden Arena)
 (4) National Invitational Tournament, Storrs, Conn.
 (5) National Invitational Tournament, Richmond, Va.
 *Pac-12 Conference Game.
 Rankings listed are AP

RECENT FINISHES

Year	CONF.		ALL		Post.
	W-L	Fin.	W-L		
78-79	7-11	6t	16-14		
79-80	15-3	2	22-7	NCAA	
80-81	16-2	2	24-4	NCAA	
81-82	8-10	6t	13-14		
82-83	12-6	3t	19-14	NIT	
83-84	8-10	5t	13-15		
84-85	7-11	7	12-16		
85-86	8-10	5t	14-14		
86-87	6-12	8t	11-17		
87-88	6-12	7	13-16		
88-89	5-13	7	12-16		
89-90	6-12	7t	15-16	NIT	
90-91	10-8	3t	20-10	NCAA	
91-92	9-9	5t	19-14	NIT	
92-93	11-7	3t	18-10	NIT	
93-94	10-8	4t	15-13	NIT	
94-95	12-6	3	24-9	NCAA!	
95-96	6-12	8	11-16		
96-97	2-16	10	10-20		
97-98	8-10	5t	18-14	NIT	
98-99	6-12	9	14-16		
99-00	10-8	4t	19-13	NIT	
00-01	5-13	6t	13-16		
01-02	7-11	7	14-15	NIT	
02-03	11-7	4	20-12	NCAA	
03-04	4-14	10	10-17		
04-05	7-11	6t	18-14	NIT	
05-06	5-13	8t	11-17		
06-07	2-16	10	8-22		
07-08	9-9	5t	21-13	NIT	
08-09	11-7	3t	25-10	NCAA	
09-10	12-6	2	22-11	NIT	
10-11	4-14	10	12-19		
11-12	6-12	10	10-21		
12-13	9-9	6t	22-13	NIT	
13-14	10-8	5t	21-12	NCAA	
14-15	9-9	6	18-16	NIT	

! - NCAA Sweet Sixteen

2014-15 ARIZONA STATE STATISTICS (Overall: 18-16, Pac-12: 9-9/6th)

Player	GP-GS	Min/Avg	TOTAL		3-PTS		FT-A		REBOUNDS		PF-FO	A	TO	Blk	Stl	Pts	Avg	
			FG-A	Pct	3FG-A	Pct	Off/Def	Tot	Avg									
McKissic, Shaquille	34-34	1060/31.2	145-332	.437	42-124	.339	91-135	.674	43/116	159	4.7	70-1	59	49	6	56	423	12.4
Goodman, Savon	25-21	654/26.2	115-199	.578	0-0	.000	51-91	.560	66/123	189	7.6	71-2	19	51	9	20	281	11.2
Blakes, Gerry	34-33	866/25.5	140-346	.405	39-129	.302	60-73	.822	20/124	144	4.2	67-0	60	80	3	28	379	11.1
Jacobsen, Eric	34-34	972/28.6	102-163	.626	0-0	.000	78-137	.569	84/118	202	5.9	122-6	32	61	41	19	282	8.3
Holder, Tra	32-23	865/27.0	58-183	.317	12-50	.240	97-137	.708	9/60	69	2.2	57-0	115	80	0	16	225	7.0
Barnes, Bo	33-0	634/19.2	76-178	.427	46-123	.374	30-35	.857	33/42	75	2.3	47-0	25	19	5	22	228	6.9
Gilling, Jonathan	34-2	703/20.7	62-142	.437	55-128	.430	13-20	.650	6/72	78	2.3	55-1	35	39	5	11	192	5.6
Justice, Kodi	18-7	229/12.7	28-66	.424	17-37	.459	10-12	.833	6/16	22	1.2	22-0	28	19	2	5	83	4.6
Scott, Roosevelt	20-5	243/12.2	27-61	.443	3-16	.188	20-31	.645	9/33	42	2.1	32-0	11	23	0	12	77	3.9
Atwood, Willie	31-11	359/11.6	25-73	.342	11-31	.355	31-50	.620	20/34	54	1.7	51-1	11	16	2	5	92	3.0
Murray, Chance	29-0	250/8.6	22-55	.400	3-11	.273	22-34	.647	3/27	30	1.0	22-0	31	20	4	4	69	2.4
MacDougall, Connor	6-0	23/3.8	4-4	1.000	0-0	.000	4-5	.800	0/4	4	0.7	7-1	0	0	2	0	12	2.0
Witherill, Austin	3-0	5-1.7	1-3	.333	1-2	.500	0-0	.000	1/2	3	1.0	1-0	0	0	0	0	3	1.0
Tummala, Sai	14-0	59-4.2	4-12	.333	2-8	.250	4-6	.667	2/5	7	0.5	14-0	4	4	0	1	14	1.0
Murphy, Corban	3-0	3-1.0	0-1	.000	0-1	.000	0-0	.000	0/0	0	0.0	0-0	1	0	0	0	0	0.0
TEAM									63/43	106	3.1	0	13				0	
ARIZONA STATE	34		809-1818	.445	231-660	.350	511-766	.667	365/819	1184	34.8	638-12	431	474	79	199	2360	69.4
Opponents	34		821-1821	.451	188-519	.362	433-621	.697	274-781	1055	31.0	701-	422	437	144	208	2263	66.6

2015-16 SCHEDULE

November

Mon., 9.....Carroll (Mont.) (Ex.)	7 p.m.	Pac-12
Fri., 13.....Rice.....	8:30 p.m.	Pac-12
Mon., 16.....UC Santa Barbara.....	7 p.m.	Pac-12
Fri., 20.....East Carolina (1)	8 p.m.	Pac-12
Mon., 23.....Sam Houston State (1).....	8 p.m.	Pac-12
Thu., 26.....vs. San Diego State (2).....	9 p.m.	FS1
Fri., 27.....vs. West Virginia or Richmond (2).....	TBD	FS1

December

Tue., 1.....Seattle	7 p.m.	Pac-12
Sat., 5.....at Wyoming.....	1 p.m. ...	CBS Sports
Wed., 9.....Incarnate Word.....	8 p.m.	Pac-12
Sat., 12.....St. Mary's (Calif.).....	12:30 p.m.	Pac-12
Sat., 19.....Coppin State.....	4 p.m.	Pac-12
Tue., 22.....at Virginia	6 p.m.	ESPN2
Mon., 28.....Davidson	6 p.m.	Pac-12

January

Fri., 1.....Colorado *	8 p.m.	Pac-12
Sun., 3.....Utah *	4:30 p.m.	Pac-12
Wed., 6.....at Oregon *	6 p.m.	ESPN2
Sat., 9.....at Oregon State *	6:30 p.m.	Pac-12
Thu., 14.....at Stanford *	8 p.m.	FS1
Thu., 21.....Arizona State *	6 p.m.	FS1
Sat., 23.....Arizona *	TBD	ESPN/2
Wed., 27.....at Utah *	9 p.m.	ESPNU
Sun., 31.....at Colorado *	3 p.m.	FS1

February

Sat., 6.....Stanford *	1 p.m.	ESPN/2
Thu., 11.....Oregon *	6 p.m.	ESPN/2
Sat., 13.....Oregon State *	3:30 p.m.	Pac-12
Thu., 18.....at Washington *	8 p.m.	FS1
Sun., 21.....at Washington State *	5:30 p.m.	ESPNU
Thur., 25.....UCLA *	6 p.m.	ESPN/2
Sun., 28.....USC *	5 p.m.	FS1

March

Thu., 3.....at Arizona *	7 p.m.	ESPN/2
Sat., 5.....at Arizona State *	6 p.m.	ESPN2
9-12	Pac-12 Tournament (3)	

- (1) Las Vegas Invitational, Berkeley, Calif.
- (2) Las Vegas Invitational, Las Vegas, Nev. (Orleans Arena)
- (3) Las Vegas, Nev. (MGM Grand Garden Arena)

* Pac-12 Game
Game times local to site.

2014-15 RESULTS (18-15, 7-11)

11/14	Alcorn State (1)	W	91-57
11/16	Kennesaw State (1)	W	93-59
11/20	vs. #23 Syracuse (2)	W	73-59
11/21	vs. #10 Texas (2)	L	55-71
11/26	Cal Poly	W	72-52
11/30	at Fresno State	W	64-57
12/3	Montana	W/2 OT	78-76
12/7	at Nevada	W	63-56
12/10	Wyoming	W	45-42
12/13	Princeton	W	67-57
12/19	Eastern Washington	W	78-67
12/22	#6 Wisconsin	L	56-68
12/28	CSU Bakersfield	L	52-55
1/2	#21 Washington *	W	81-75
1/4	Washington State *	L	66-69
1/7	at USC *	L	57-71
1/11	at UCLA *	L	54-73
1/14	Stanford *	L	59-69
1/22	Arizona State *	L	44-79
1/24	#7 Arizona *	L	50-73
1/29	at Washington State *	W	76-67
2/1	at Washington *	W	90-88
2/5	USC *	W	70-69
2/7	UCLA *	W	64-62
2/12	at Colorado *	W	68-61
2/15	at #11 Utah *	L	61-76
2/21	at Stanford *	L	61-72
2/25	Oregon *	L	69-80
3/1	Oregon State *	W	73-56
3/5	at #5 Arizona *	L	60-99
3/7	at Arizona State *	L	70-74
3/11	vs. Washington State (3)	W	84-59
3/12	vs. #5 Arizona	L	51-73

- (1) 2K Classic, Berkeley, Calif. (Haas Pavilion)
- (2) 2K Classic, New York, N.Y. (Madison Square Garden)
- (3) Las Vegas, Nev. (MGM Grand Garden Arena)
- *Pac-12 Conference Game.
- Rankings listed are AP.

RECENT FINISHES

Year	CONF.		ALL		Post.
	W-L	Fin.	W-L		
78-79	4-14	10	6-21		
79-80	3-15	10	8-19		
80-81	5-13	8t	13-14		
81-82	8-10	6t	14-13		
82-83	7-11	6t	14-14		
83-84	5-13	9	12-16		
84-85	5-13	8t	13-15		
85-86	11-7	3	19-10		NIT
86-87	10-8	3t	20-15		NIT
87-88	5-13	8t	9-20		
88-89	10-8	5	20-13		NIT
89-90	12-6	3	22-10		NCAA
90-91	8-10	5t	13-15		
91-92	4-14	9	10-18		
92-93	12-6	2	21-9		NCAA
93-94	13-5	2t	22-8		NCAA
94-95 [^]	5-13	8t	13-14		
95-96 [^]	11-7	4	17-11		NCAA
96-97	12-6	2t	23-9		NCAA
97-98	8-10	5t	12-15		
98-99	8-10	5t	22-11		NIT
99-00	7-11	7	18-15		NIT
00-01	11-7	4t	20-11		NCAA
01-02	12-6	2t	23-9		NCAA
02-03	13-5	3	22-9		NCAA
03-04	9-9	4t	13-15		
04-05	6-12	8t	13-16		
05-06	12-6	3	20-11		NCAA
06-07	6-12	8	16-17		
07-08	6-12	9	17-16		NIT
08-09	11-7	3t	22-11		NCAA
09-10	13-5	1	24-11		NCAA
10-11	10-8	4t	18-15		NIT
11-12	13-5	2t	24-10		NCAA
12-13	12-6	2t	21-12		NCAA
13-14	10-8	5t	21-14		NIT
14-15	7-11	8	18-15		

[^] Required by NCAA to forfeit five league/13 overall wins in 1994-95, nine league/15 overall wins in 1995-96, and the 1996 NCAA appearance.

2014-15 CALIFORNIA STATISTICS (Overall: 18-15, Pac-12: 7-11/8th)

Player	GP-GS	Min/Avg	TOTAL		3-PTS		FT-A		REBOUNDS			PF-FO	A	TO	Blk	Stl	Pts	Avg
			FG-A	Pct	3FG-A	Pct	FT-A	Pct	Off/Def	Tot	Avg							
Wallace, Tyrone	33-33	1152/34.9	208-489	.425	28-88	.318	120-198	.606	30/205	235	7.1	91-0	131	94	11	42	564	17.1
Mathews, Jordan	33-32	1027/31.1	143-321	.445	70-158	.443	92-117	.786	18/95	113	3.4	64-2	46	50	1	20	448	13.6
Kravish, David	33-33	973/29.5	162-339	.478	4-14	.286	45-62	.726	58/172	230	7.0	104-3	38	50	49	13	373	11.3
Bird, Jabari	23-21	648/28.2	92-210	.438	31-84	.369	26-34	.765	22/54	76	3.3	51-0	40	28	10	11	241	10.5
Behrens, Christian	30-17	513/17.1	53-108	.491	0-0	.000	30-53	.566	35/63	98	3.3	78-1	10	22	11	6	136	4.5
Singer, Sam	33-10	793/24.0	57-131	.435	13-47	.277	17-35	.486	12/74	86	2.6	79-0	97	45	5	24	144	4.4
Tarwater, Dwight	33-13	620/18.8	42-110	.382	24-79	.304	5-6	.833	26/70	96	2.9	49-1	15	17	4	6	113	3.4
Chauca, Brandon	22-0	210/9.5	19-47	.404	12-31	.387	3-6	.500	0/14	14	0.6	21-0	15	19	0	2	53	2.4
Okoroh, Kingsley	30-3	394/13.1	24-52	.462	0-0	.000	12-23	.522	29/37	66	2.2	59-1	8	21	28	8	60	2.0
Moute a Bidias, Roge	29-3	280-9.7	16-45	.356	3-14	.214	11-24	.458	14/26	40	1.4	24-0	10	13	8	3	46	1.6
Glaption, Brenden	10-0	19/1.9	3-6	.500	0-0	.000	7-9	.778	1/0	1	0.1	3-0	1	0	0	0	13	1.3
Welle, Cole	6-0	11/1.8	1-6	.167	0-0	.000	0-0	.000	2/2	4	0.7	2-0	0	0	0	1	2	0.3
Hamilton, Nick	6-0	10/1.7	1-4	.250	0-0	.000	0-0	.000	2/0	2	0.3	1-0	0	0	0	1	2	0.3
TEAM									51/59	110	3.3	1	6				0	
CALIFORNIA	33		821-1868	.440	185-515	.359	368-567	.649	300/871	1171	35.5	627-8	411	365	127	137	2195	66.5
Opponents	33		783-1839	.426	156-465	.335	499-715	.698	293/849	1142	34.6	564-	356	316	122	166	2221	67.3

BUFFS FACTS

Location: Boulder, CO 80309
Founded/Enrollment: 1876/29,882
Colors: Silver, Black, Gold
Joined Pac-12: 2011-12
All-time Record: 1,236-1,157 (115 years)

President: Bruce Benson
Faculty Rep: David Clough
Athletic Director: Rick George
SWA: Ceal Barry

Head Coach: Tad Boyle (Kansas '85)
Career Record: 164-134 (9 years)
Colorado Record: 108-68 (5 years)
Pac-12 Record: 38-34 (4 years)
Office: (303) 492-6877
Fax: (303) 492-6607

Associate Head Coach: Jean Prioleau
Assistant Coaches: Mike Rohn, Rodney Billups

Basketball SID: Troy Andre
E-Mail: troy.andre@colorado.edu
Office: (303) 492-4672
Cell: (303) 903-3654

Local Radio: 850 KOA

Home Court: Coors Events Center
 (11,064/1979)

Record in Coors Events Center:
 385-165 (36 years)

Press Row Phone: (303) 492-1552
Press Will-Call: Regent Drive (ground level entrance)

Press Row Locations: Section 1552 or 4381

RECORD HOLDERS

POINTS

Career: 2001 – Cory Higgins 2007-11; Richard Roby, 2004-08
Season: 779 – Alec Burks, 2011
Game: 47 – Cliff Meely vs. Oklahoma, 2/13/71

THREE-POINT FIELD GOALS

Career: 257 – Blair Wilson, 2000-04
Season: 87 – Kenny Price, 1999
Game: 9 – Kenny Price vs. Texas, 3/5/99

REBOUNDS

Career: 1054 – Stephane Pelle, 1999-03
Season: 401- André Roberson, 2012
Game: 31 – Burdette Haldorson vs. Oklahoma, 12/29/52

ASSISTS

Career: 562 – Jay Humphries, 1981-84
Season: 194 – Jose Winston, 2001
Game: 15 – Jose Winston vs. Coppin St., 1/2/01

STEALS

Career: 309 – Jay Humphries, 1980-84
Season: 115 – Jay Humphries, 1983
Game: 10 – Jay Humphries vs. Wis.-Milwaukee, 1/15/83

BLOCKED SHOTS

Career: 225 – David Harrison, 2001-04
Season: 106 – David Harrison, 2003
Game: 11 – David Harrison vs. Nebraska, 3/8/03

COLORADO NUMERICAL ROSTER

No.	Name	Pos.	Ht.	Wt.	Yr.	Exp.	Hometown/Last School
0	Thomas Akyazili	G	6-2	180	Fr.	HS	Antwerp, Belgium/Koninklijk Atheneum Deurne HS
1	Wesley Gordon	F	6-9	240	RJr.	2L	Colorado Springs, Colo./Sierra HS
2	Xavier Johnson	G/F	6-7	230	Sr.	3L	Los Angeles, Calif./Mater Dei HS
3	Xavier Talton	G	6-2	185	Sr.	3L	Sterling, Colo./Sterling HS
5	Eli Stalzer	G	6-3	195	Sr.	3L	Brea, Calif./Mater Dei HS
10	Tre'Shaun Fletcher	G/F	6-7	210	Jr.	2L	Tacoma, Wash./Lincoln HS
12	Mitch Lombard	G	6-0	180	Fr.	HS	Castle Pines, Colo./Rock Canyon HS
13	Kenan Guzonjic	F	6-8	240	So.	TR	Sarajevo, Bosnia-Herzegovina/Midland Texas JC
14	Tory Miller	F	6-9	255	So.	1L	Kansas City, Kan./New Hampton Prep
15	Dominique Collier	G	6-2	180	So.	1L	Denver, Colo./Denver East HS
21	Derrick White	G	6-5	180	Sr.	TR	Parker, Colo./UCCS
22	Brett Brady	G	6-1	160	Sr.	3L	Highlands Ranch, Colo./Highlands Ranch HS
24	George King	G	6-6	220	RSO.	1L	San Antonio, Texas/Brennan HS
33	Josh Repine	G	6-3	180	So.	1L	Englewood, Colo./New Hampton Prep
40	Josh Scott	F	6-10	245	Sr.	3L	Monument, Colo./Lewis-Palmer HS
44	Josh Fortune	G	6-5	205	RJr.	RS	Hampton, Va./Providence
	Mitch Lombard	G	6-0	180	Fr.	HS	Castle Pines, Colo./Rock Canyon HS

* - Has used redshirt year. Returning starter in **bold**.



HEAD COACH - TAD BOYLE

- First CU head coach to lead the Buffs to five-consecutive postseason appearances and three-consecutive NCAA Tournaments (2010-11 NIT, 2011-12 NCAA, 2012-13 NCAA, 2013-14 NCAA, 2014-15 CBI).
- Won the 2011-12 Pac-12 Tournament for CU's first conference title since 1968-69 (Big 8 Conference). As 18th head coach in program history, Boyle's 92-50 record is the fourth-winningest record on the CU all-time coaching list.
- First CU coach to win 20 games in each of his first four years and first CU coach to have four 20+ winning seasons.
- Boyle's teams hold a 72-14 mark at Coors Events Center for a home winning percentage of .837.

Year	School	ALL		CONFERENCE		POSTSEASON		
		W-L	W-L	Fin.	Conf.	NCAA	Other	
2006-07	Northern Colorado	4-24	2-14	--	Big Sky			
2007-08	Northern Colorado	13-16	6-10	T7th	Big Sky			
2008-09	Northern Colorado	14-18	8-8	5th	Big Sky			
2009-10	Northern Colorado	25-8	12-4	2nd	Big Sky			
<i>Northern Colorado (4 years)</i>		<i>56-66 (.460)</i>	<i>28-36 (.438)</i>			<i>0-0</i>		<i>0-0</i>
2010-11	Colorado	24-14	8-8	T5th	Big 12			3-1& (NIT)
2011-12	Colorado	24-12	11-7	T5th#	Pac-12	1-1		
2012-13	Colorado	21-12	10-8	5th	Pac-12	0-1		
2013-14	Colorado	23-12	10-8	T5th	Pac-12	0-1		
2014-15	Colorado	16-18	7-11	9th	Pac-12			1-1 (CBI)
<i>Colorado totals (5 years)</i>		<i>108-68 (.614)</i>	<i>46-42 (.506)</i>			<i>1-3 (.250)</i>		<i>4-2 (.667)</i>
Career totals (9 years)		164-134 (.550)	74-78 (.487)			1-3 (.250)		4-2 (.667)

& - NIT Semifinals. # - Pac-12 Tournament Champions

2015-16 SCHEDULE

November

Fri., 13.....vs. Iowa State (1).....	4 p.m.	ESPN2
Tue., 17.....at Auburn.....	2 p.m.	ESPN
Fri., 20.....Portland.....	7 p.m.	Pac-12
Sun., 22.....Nebraska Omaha.....	12 p.m.	Pac-12
Wed., 25.....Air Force.....	7 p.m.	Pac-12
Sun., 29.....Northern Colorado.....	1 p.m.	Pac-12

December

Wed., 2.....Fort Lewis College.....	6 p.m.	Pac-12
Sun., 6.....at Colorado State.....	TBD	TBD
Sat., 12.....BYU.....	6 p.m.	Pac-12
Fri., 18.....Nicholls State (2).....	6 p.m.	Pac-12
Sat., 19.....Hampton (2).....	6 p.m.	Pac-12
Tue., 22.....Penn State (3).....	7:30 p.m.	TBD
Wed., 23.....Kent State or SMU (3).....	TBD	FS1

January

Fri., 1.....at California *.....	8 p.m.	Pac-12
Sun., 3.....at Stanford *.....	7 p.m.	ESPNU
Fri., 8.....Utah *.....	7 p.m.	FS1
Wed., 13.....Oregon State *.....	9 p.m.	ESPNU
Sun., 17.....Oregon *.....	5 p.m.	Pac-12
Wed., 20.....at Washington *.....	7 p.m.	Pac-12
Sat., 23.....at Washington State *.....	6 p.m.	Pac-12
Wed., 27.....Stanford *.....	7 p.m.	Pac-12
Sun., 31.....California *.....	3 p.m.	FS1

February

Thu., 4.....at Oregon *.....	6 p.m.	FS1
Sat., 6.....at Oregon State *.....	5:30 p.m.	Pac-12
Thu., 11.....Washington State *.....	8 p.m.	Pac-12
Sat., 13.....Washington *.....	12 p.m.	Pac-12
Wed., 17.....at USC *.....	8 p.m.	ESPNU
Sat., 20.....at UCLA *.....	8 p.m.	FS1
Wed., 24.....Arizona *.....	7 p.m.	ESPN2
Sun., 28.....Arizona State *.....	2:30 p.m.	Pac-12

March

Sat., 5.....at Utah *.....	7:30 p.m.	ESPNU
9-12.....Pac-12 Tournament (4)		

- (1) Sioux Falls, S.D. (Sanford Pentagon)
- (2) Continental Tire Las Vegas Classic, Boulder, Colo.
- (3) Continental Tire Las Vegas Classic, Las Vegas, Nev. (Orleans Arena)
- (4) Las Vegas, Nev. (MGM Grand Garden Arena)

* Pac-12 Game
Game times local to site.

2014-15 RESULTS (16-18, 7-11)

11/14	Drexel	W	65-48
11/17	Auburn	W	90-59
11/22	at Wyoming	L	33-56
11/25	Air Force	W	68-53
11/30	Lipscomb	W	84-75
12/3	San Francisco	W	72-55
12/7	at Georgia	L	57-64
12/10	Colorado State	L	60-62
12/13	Northern Colorado	W	93-68
12/22	vs. DePaul (1)	W	82-68
12/23	vs. George Washington (1)	L	
12/25	at Hawai'i (1)	L	66-69
1/2	UCLA *	W	62-56
1/4	USC *	W	86-65
1/7	at #9 Utah *	L	49-74
1/15	at #10 Arizona *	L	54-68
1/17	at Arizona State *	L	72-76
1/22	Washington *	L	50-52
1/24	Washington State *	W	90-58
1/29	at USC *	W/3 OT	98-94
1/31	at UCLA *	L	59-72
2/7	Utah *	L	51-79
2/12	California *	L	61-68
2/15	Stanford *	W	64-58
2/18	at Oregon *	L	60-73
2/21	at Oregon State *	L	58-72
2/26	#7 Arizona *	L	54-82
3/1	Arizona State *	W	87-81
3/5	at Washington *	W	64-67
3/7	at Washington State *	L/OT	91-96
3/11	vs. Oregon State (2)	W	78-71
3/12	vs. Oregon (2)	L	85-93
3/18	Gardner-Webb (3)	W	87-78
3/23	at Seattle (4)	L	65-72

- (1) Diamond Head Classic, Honolulu, Hawai'i (Stan Sherif Center)
- (2) Las Vegas, Nev. (MGM Grand Garden Arena)
- (3) College Basketball Invitational, Boulder, Colo.
- (4) College Basketball Invitational, Seattle, Wash.
- *Pac-12 Conference Game
- Rankings listed are AP

RECENT FINISHES

Year	CONF.		ALL		Post.
	W-L	Fin.	W-L		
78-79	4-10	8		14-3	
79-80	7-7	4t		17-10	
80-81	5-9	6		16-12	
81-82	3-11	8		11-16	
82-83	3-11	8		13-15	
83-84	6-8	4t		16-13	
84-85	5-9	5t		11-17	
85-86	0-14	8		8-20	
86-87	3-11	8		9-19	
87-88	3-11	8		7-21	
88-89	2-12	8		7-21	
89-90	2-12	8		12-18	
90-91	5-9	6t		19-14	
91-92	4-10	8		13-15	
92-93	2-12	8		10-17	
93-94	2-12	8		10-17	
94-95	5-9	6		15-13	NIT
95-96	3-11	8		9-18	
96-97	11-5	2		22-10	NCAA
97-98	7-9	7t		13-14	
98-99	7-9	7t		18-15	NIT
99-00	7-9	7		18-14	NIT
00-01	5-11	9		15-15	
01-02	5-11	9		15-14	
02-03	9-7	5t		20-12	NCAA
03-04	10-6	4t		18-11	NIT
04-05	4-12	11		14-16	
05-06	9-7	5		20-10	NIT
06-07	3-13	12		7-20	
07-08	3-13	12		12-20	
08-09	1-15	12		9-22	
09-10	6-10	8		15-16	
10-11	8-8	5t		24-14	NIT&
11-12	11-7	5t		24-12	NCAA
12-13	10-8	5		21-12	NCAA
13-14	10-8	5t		23-12	NCAA
14-15	7-11	9		16-18	CBI

1979-96 - member of Big 8
1997-2011 - member of Big 12
& - NIT Semifinalist

2014-15 COLORADO STATISTICS (Overall: 16-18, Pac-12; 7-11/9th)

Player	GP-GS	Min/Avg	TOTAL		3-PTS		FT-A		REBOUNDS			PF-FO	A	TO	Blk	Stl	Pts	Avg
			FG-A	Pct	3FG-A	Pct	FT-A	Pct	Off/Def	Tot	Avg							
Booker, Askia	31-28	936/30.2	173-447	.387	55-167	.329	131-157	.834	15/88	103	3.3	56-1	99	70	2	44	532	17.2
Scott, Josh	26-25	802/30.8	130-239	.544	1-4	.250	115-153	.752	89/130	219	8.4	45-0	29	24	46	18	376	14.5
Johnson, Xavier	29-15	706/24.3	105-236	.445	29-79	.367	60-93	.645	46/116	162	5.6	62-1	19	52	9	17	299	10.3
Gordon, Wesley	34-31	893/26.3	83-151	.550	4-14	.286	56-84	.667	87/146	233	6.9	67-3	40	40	47	13	226	6.6
Hopkins, Jaron	32-17	670/20.9	73-153	.477	13-39	.333	28-52	.538	22/85	107	3.3	66-1	42	55	4	32	187	5.8
Fletcher, Tre'Shaun	34-17	622/18.3	65-143	.455	22-48	.458	30-42	.714	28/58	86	2.5	46-0	34	42	3	11	182	5.4
Collier, Dominique	30-10	579/19.3	48-139	.345	18-67	.269	28-46	.609	9/41	50	1.7	72-1	44	38	5	18	142	4.7
Thomas, Dustin	32-11	535/16.7	49-110	.445	6-19	.316	36-53	.679	26/53	79	2.5	81-3	29	34	8	12	140	4.4
Talton, Xavier	34-15	764/22.5	45-149	.302	25-79	.316	30-41	.732	4/54	58	1.7	68-4	54	48	3	20	145	4.3
Miller, Tory	30-1	258/8.6	31-66	.470	0-0	.000	27-36	.750	20/45	65	2.2	41-1	4	25	5	4	89	3.0
Stalzer, Eli	19-0	113/5.9	10-27	.370	6-18	.333	1-3	.333	2/9	11	0.6	6-0	5	6	1	5	27	1.4
Brady, Brett	6-0	15/2.5	0-1	.000	0-1	.000	0-0	.000	0/0	0	0.0	2-0	1	0	0	0	0	0.0
Bates, Geoff	5-0	3/0.6	0-0	.000	0-0	.000	0-0	.000	0/0	0	0.0	1-0	0	0	0	0	0	0.0
Repine, Josh	4-0	4/1.0	0-0	.000	0-0	.000	0-0	.000	0/0	0	0.0	1-0	0	0	0	0	0	0.0
TEAM									52/44	96	2.8	0		16			0	
COLORADO	34		812-1861	.436	179-535	.335	542-760	.713	400/869	1269	37.3	614-15	400	450	133	194	2345	69.0
Opponents	34		807-1904	.424	249-705	.353	454-645	.704	338/762	1100	32.4	671-11	423	384	122	236	2317	68.1

DUCK FACTS

Location: Eugene, OR 97401
Founded/Enrollment: 1876/24,548
Colors: Green & Yellow
 (Pantone® 342 5C/Pantone Yellow C)
Joined Pac-12: 1916-17
All-Time Record: 1,557-1,323 (112 years)

President: Michael Schill
Faculty Rep: Tim Gleason
Athletic Director: Rob Mullens
SWA: Lisa Peterson

Head Coach: Dana Altman
 (Eastern New Mexico '80)
Career Record: 507-290 (26 years)
Oregon Record: 123-57 (5 years)
Pac-12 Record: 55-35 (5 years)
Office: (541) 346-4346
Fax: (541) 346-4482

Assistant Coaches: Tony Stubblefield,
 Kevin McKenna, Mike Mennega

Basketball SID: Greg Walker
E-mail: gswalker@uoregon.edu
Office: (541) 346-2252
Cell: (541) 954-8775

Local Radio: KUGN (590 AM)

Home Court: Matthew Knight Arena
 (12,369/2011)

Record in Matthew Knight Arena:
 75-16 (4.5 years)

Press Row Phone: (541) 346-4497
Press Will-Call: Box Office, 13th Ave. side
Press Row Location: Corner seating in arena on east side

RECORD HOLDERS

POINTS

Career: 2085 – Ron Lee, 1973-76
Season: 745 – Terrell Brandon, 1991
Game: 43 – Greg Ballard vs. Oral Roberts, 3/9/77

THREE-POINT FIELD GOALS

Career: 345 – Tajuan Porter, 2007-10
Season: 110 – Tajuan Porter, 2007
Game: 10 – Tajuan Porter vs. Portland State, 11/12/06

REBOUNDS

Career: 1114 – Greg Ballard, 1974-77
Season: 465 – Bob Peterson, 1952
Game: 32 – Jim Loscutoff vs. Brigham Young, 1/28/55

ASSISTS

Career: 614 – Kenya Wilkins, 1994-97
Season: 218 – Luke Ridnour, 2003
Game: 17 – Ron Lee vs. Villanova, 12/23/74

STEALS

Career: 213 – Kenya Wilkins, 1994-97
Season: 89 – Malcolm Armstead, 2011
Game: 9 – Kenya Wilkins vs. Boise State, 12/20/96

BLOCKED SHOTS

Career: 116 – Blair Rasmussen, 1982-85
Season: 94 – Jordan Bell, 2014-15
Game: 8 – Blair Rasmussen vs. Davidson, 12/27/84

OREGON NUMERICAL ROSTER

No.	Name	Pos.	Ht.	Wt.	Yr.	Exp.	Hometown/Last School
0	Dwayne Benjamin	F	6-7	210	Sr.	1L	Lafayette, La./Mt. San Jacinto JC
1	Jordan Bell	F	6-9	215	So.	1L	Long Beach, Calif./Long Beach Poly HS
2	Casey Benson	G	6-3	185	So.	1L	Tempe, Ariz./Corona Del Sol HS
5	Tyler Dorsey	G	6-4	180	Fr.	HS	Los Angeles, Calif./Marantha HS
11	Theo Friedman	G	6-1	175	Jr.	2L	Portland, Ore./Grant HS
21	Kendall Small	G	6-0	170	Fr.	HS	Anaheim, Calif./Mayfair HS
23	Elgin Cook	F	6-6	205	RSr.	2L	Milwaukee, Wis./Northwest Florida State
24	Dillon Brooks	F	6-6	225	So.	1L	Mississauga, Ontario/Findlay Prep
25	Chris Boucher	F	6-10	200	Jr.	TR	Montreal, Quebec/Northwest College
31	Dylan Ennis	G	6-2	192	RSr.	TR	Brampton, Ontario/Villanova
35	Trevor Manuel	F	6-9	200	Fr.	HS	Lansing, Mich./Everett HS
41	Roman Sorkin	F	6-10	225	So.	1L	Ashdod, Israel/Hof HaSharon HS

* - Has used redshirt year. ^ - Walk-on. Returning starter in **bold**.



HEAD COACH - DANA ALTMAN

- On April 26, 2010, Dana Altman was named the 19th head coach in the history of the University of Oregon men's basketball program.
- Led the Ducks to a historic 2012-13 season as Oregon advanced to the NCAA Sweet 16 after winning the 2013 Pac-12 Tournament title. It was Oregon's farthest run in the tourney since 2007.
- The 2013 Jim Phelan National Coach of the Year has led Oregon to 123 wins in his first five seasons, the highest five-year win total in school history.
- Spent 16 seasons at Creighton where he became the school's all-time winningest coach with a record of 327-176 (.650). Led Creighton to 13 consecutive postseason appearances.

ALTMAN YEAR-BY-YEAR

Year	School	ALL W-L	CONFERENCE W-L	Fin.	Conf.	POSTSEASON NCAA	Other
1989-90	Marshall	15-13	9-5	2nd	Southern		
<i>Marshall totals (1 year)</i>		<i>15-13 (.536)</i>	<i>9-5 (.643)</i>			<i>0-0 (.000)</i>	<i>0-0</i>
1990-91	Kansas State	13-15	3-11	8th	Big Eight		
1991-92	Kansas State	16-14	5-9	T6th	Big Eight		1-1 (NIT)
1992-93	Kansas State	19-11	7-7	T5th	Big Eight	0-1	
1993-94	Kansas State	20-14	4-10	T6th	Big Eight		3-2* (NIT)
<i>Kansas State totals (4 years)</i>		<i>68-54 (.557)</i>	<i>19-37 (.339)</i>			<i>0-1 (.000)</i>	<i>4-3 (.571)</i>
1994-95	Creighton	7-19	4-14	9th	MVC		
1995-96	Creighton	14-15	9-9	T5th	MVC		
1996-97	Creighton	15-15	10-8	6th	MVC		
1997-98	Creighton	18-10	12-6	2nd	MVC		0-1 (NIT)
1998-99	Creighton	22-9	11-7	T2nd	MVC	1-1	
1999-00	Creighton	23-10	11-7	4th	MVC	0-1	
2000-01	Creighton	24-8	14-4	1st	MVC	0-1	
2001-02	Creighton	23-9	14-4	T1st	MVC	1-1	
2002-03	Creighton	29-5	15-3	2nd	MVC	0-1	
2003-04	Creighton	20-9	12-6	T2nd	MVC		0-1 (NIT)
2004-05	Creighton	23-11	11-7	T3rd	MVC	0-1	
2005-06	Creighton	20-10	12-6	T2nd	MVC		1-1 (NIT)
2006-07	Creighton	22-11	13-5	2nd	MVC	0-1	
2007-08	Creighton	22-11	10-8	4th	MVC		1-1 (NIT)
2008-09	Creighton	27-8	14-4	T1st	MVC		1-1 (NIT)
2009-10	Creighton	18-16	10-8	4th	MVC		2-1 (CIT)
<i>Creighton totals (16 years)</i>		<i>327-176 (.650)</i>	<i>182-106 (.632)</i>			<i>2-7 (.222)</i>	<i>5-6 (.455)</i>
2010-11	Oregon	21-18	7-11	T7th	Pac-10		5-1& (CBI)
2011-12	Oregon	24-10	13-5	T2nd	Pac-12		2-1 (NIT)
2012-13	Oregon	28-9	12-6	T2nd^	Pac-12	2-1	
2013-14	Oregon	24-10	10-8	T5th	Pac-12	1-1	
2014-15	Oregon	26-10	13-5	3rd	Pac-12	1-1	
<i>Oregon totals (5 years)</i>		<i>123-57 (.683)</i>	<i>55-35 (.611)</i>			<i>4-3 (.571)</i>	<i>7-2 (.778)</i>
Career totals (26 years)		533-300 (.640)	297-205 (.592)			6-11 (.353)	16-11 (.593)

* - NIT Final Four. & - CBI Champions. ^ - Pac-12 Tournament Champions.

2015-16 SCHEDULE

November

Tue., 3Northwest Christian (Exh.).....	7 p.m.	Pac-12
Sun., 8Southern Oregon (Exh.).....	6 p.m.		
Fri., 13Jackson State	7 p.m.	Pac-12
Mon., 16Baylor.....	8:30 p.m.	ESPN2
Fri., 20Savannah State.....	8 p.m.	Pac-12
Sun., 22Valparaiso.....	3 p.m.	Pac-12
Wed., 25Arkansas State.....	4 p.m.	Pac-12
Mon., 30Fresno State	5 p.m.	Pac-12

December

Thu., 4at UNLV (1).....	8 p.m.	ESPN2
Mon., 7vs. Navy (2)	6:30 p.m.	FS1
Sat., 12at Boise State.....	4 p.m.	CBS Sports
Tue., 15UC Irvine	8 p.m.	Pac-12
Fri., 18Long Beach State.....	6 p.m.	Pac-12
Mon., 21at Alabama (3).....	8 p.m.	ESPNU
Tue., 29Western Oregon	6 p.m.	Pac-12

January

Sun., 3at Oregon State *	4 p.m.	FS1
Wed., 6California *	6 p.m.	ESPN2
Sun., 10Stanford *	7 p.m.	ESPNU
Thu., 14at Utah *	8 p.m.	Pac-12
Sun., 17at Colorado *	5 p.m.	Pac-12
Thu., 21USC *	6 p.m.	Pac-12
Sat., 23UCLA *	1 p.m.	CBS
Thu., 28at Arizona *	9 p.m.	ESPN2
Sun., 31at Arizona State *	6:30 p.m.	ESPNU

February

Thu., 4Colorado *	6 p.m.	FS1
Sun., 7Utah *	TBD	ESPN2/U
Thu., 11at California *	6 p.m.	ESPN2/U
Sat., 13at Stanford *	1 p.m.	Pac-12
Sat., 20Oregon State *	7 p.m.	Pac-12
Wed., 24Washington State *	7 p.m.	Pac-12
Sun., 28Washington *	5:30 p.m.	ESPNU

March

Wed., 2at UCLA *	6 p.m.	ESPN2
Sat., 5at USC *	1 p.m.	Pac-12
9-12Pac-12 Tournament (4)			

- (1) Las Vegas, Nevada (MGM Grand Garden Arena)
- (2) Pearl Harbor, Hawai'i (Bloch Arena Fitness Center)
- (3) Birmingham, Ala.
- (4) Las Vegas, Nev. (MGM Grand Garden Arena)

* Pac-12 Game
Game times local to site.

2014-15 RESULTS (26-10, 13-5)

11/14	Coppin State	W	107-65
11/17	Detroit	W	83-66
11/21	Toledo	W	78-68
11/24	vs. #19 Michigan (1)	L	63-70
11/25	vs. #14 VCU (1)	L	63-77
11/30	Portland State	W	81-59
12/3	Concordia (Ore.)	W	94-63
12/7	Ole Miss	L	73-79
12/13	at Illinois (2)	W	77-70
12/17	Cal State Northridge	W	79-56
12/20	Delaware State	W	83-70
12/22	UC Santa Barbara	W/OT	82-78
12/29	UC Irvine	W	69-67
1/3	Oregon State *	W	71-59
1/8	#7 Arizona *	L	62-80
1/10	Arizona State *	W	59-56
1/15	at Washington State *	L/OT	99-108
1/18	at Washington *	L	77-85
1/22	USC *	W	75-67
1/24	UCLA *	W	82-64
1/28	at #6 Arizona *	L	56-90
1/30	at Arizona State *	W/OT	68-67
2/4	Washington *	W	78-74
2/8	Washington State *	W	95-72
2/11	at USC *	W	80-75
2/14	at UCLA *	L	63-72
2/18	Colorado *	W	73-60
2/22	#9 Utah *	W	69-58
2/25	at California *	W	80-69
3/1	at Stanford *	W	73-70
3/4	at Oregon State *	W	65-62
3/12	vs. Colorado (3)	W	93-85
3/13	vs. #13 Utah (3)	W	67-64
3/14	vs. #5 Arizona (3)	L	52-80
3/20	vs. Oklahoma State (4)	W	79-73
3/22	vs. #3 Wisconsin (4)	L	65-72

- (1) Legends Classic, Brooklyn, N.Y. (Barclays Center)
- (2) Chicago, Ill. (United Center)
- (3) Las Vegas, Nev. (MGM Grand Garden Arena)
- (4) NCAA Tournament, Omaha, Neb. (CenturyLink Center)
- *Pac-12 Conference Game.
- Rankings listed are AP.

RECENT FINISHES

Year	CONF.		ALL		Post.
	W-L	Fin.	W-L		
78-79	7-11	6t	12-15		
79-80	5-13	7t	10-17		
80-81	6-12	7	13-14		
81-82	4-14	8t	9-18		
82-83	5-13	9	9-18		
83-84	11-7	3	16-13	NIT	
84-85	8-10	6	15-16		
85-86	6-12	9	11-17		
86-87	8-10	7	16-14		
87-88	10-8	5	16-14	NIT	
88-89	3-15	9	8-21		
89-90	10-8	5	15-14	NIT	
90-91	8-10	5t	13-15		
91-92	2-16	10	6-21		
92-93	3-15	9	10-20		
93-94	6-12	8	10-17		
94-95	11-7	4	19-9	NCAA	
95-96	9-9	5t	16-13		
96-97	8-10	7	17-11	NIT	
97-98	8-10	5t	13-14		
98-99	8-10	5t	19-13	NIT*	
99-00	13-5	3	22-8	NCAA	
00-01	5-13	6t	14-14		
01-02	14-4	1	26-9	NCAA&	
02-03	10-8	5^	23-10	NCAA	
03-04	9-9	4t	18-13	NIT*	
04-05	6-12	8t	14-13		
05-06	7-11	7	15-18		
06-07	11-7	3t^	29-8	NCAA&	
07-08	9-9	5t	18-14	NCAA	
08-09	2-16	10	8-23		
09-10	7-11	8t	16-6		
10-11	7-11	7t	21-18	CBI%	
11-12	13-5	2t	24-10	NIT	
12-13	12-6	2t^	28-9	NCAA	
13-14	10-8	5t	24-10	NCAA	
14-15	13-5	3	26-10	NCAA	

* - NIT Final Four
^ - Pac-10/12 Tourn. Champion
& - NCAA Elite Eight
% - CBI Champion

2014-15 OREGON STATISTICS (Overall: 26-10, Pac-12: 13-5/3rd)

Player	GP-GS	Min/Avg	TOTAL		3-PTS		FT-A		REBOUNDS		PF-FO	A	TO	Blk	Stl	Pts	Avg	
			FG-A	Pct	3FG-A	Pct	Off/Def	Tot	Avg									
Young, Joseph	36-35	1322/36.7	265-592	.448	91-255	.357	124-134	.925	19/141	160	4.4	51-0	134	87	1	41	745	20.7
Cook, Elgin	36-36	1059/29.4	169-325	.520	5-20	.250	125-171	.731	52/136	188	5.2	117-4	59	80	6	38	468	13.0
Brooks, Dillon	36-33	1020/28.3	150-329	.456	28-83	.337	85-103	.825	62/114	176	4.9	111-4	65	73	20	18	413	11.5
Benjamin, Dwayne	34-13	789/23.2	111-248	.448	36-102	.353	29-59	.492	57/139	196	5.8	70-0	36	26	15	30	287	8.4
Abdul-Bassit, Jalil	35-19	699/20.0	99-227	.436	59-136	.434	31-38	.816	19/42	61	1.7	80-2	25	35	12	21	288	8.2
Bell, Jordan	35-20	831/23.7	83-139	.597	0-0	.000	11-22	.500	66/148	214	6.1	95-4	47	37	94	28	177	5.1
Rorie, Ahmaad	36-15	675/18.8	52-125	.416	16-48	.333	29-39	.744	14/65	79	2.2	45-0	66	36	4	6	149	4.1
Benson, Casey	36-9	707/19.6	42-109	.385	25-73	.342	17-25	.680	8/61	69	1.9	56-0	72	23	1	23	126	3.5
Chandler, Michael	19-0	101/5.3	14-28	.500	0-0	.000	14-20	.700	15/11	26	1.4	21-0	0	11	2	2	42	2.2
Sorkin, Roman	8-0	35/4.4	5-11	.455	2-6	.333	1-2	.500	1/7	8	1.0	2-0	1	3	1	0	13	1.6
Friedman, Theo	5-0	20/4.0	2-5	.400	1-2	.500	0-0	.000	1/3	4	0.8	1-0	3	0	0	0	5	1.0
Heller, Max	2-0	7/3.5	0-0	.000	0-0	.000	0-0	.000	0/0	0	0.0	1-0	0	1	0	0	0	0.0
Jensen, Tim	7-0	23/3.3	0-3	.000	0-0	.000	0-0	.000	2/3	5	0.7	3-0	0	1	1	0	0	0.0
Piganelli, Anthony	4-0	6/1.5	0-1	.000	0-0	.000	0-0	.000	0/0	0	0.0	1-0	0	0	0	0	0	0.0
Noebel, Charlie	4-0	6/1.5	0-1	.000	0-1	.000	0-0	.000	0/1	1	0.3	1-0	0	2	0	0	0	0.0
TEAM									56/55	111	3.1	0	6				0	
OREGON	36		992-2143	.463	263-726	.362	466-613	.760	372/926	1298	36.1	655-14	508	421	157	207	2713	75.4
Opponents	36		902-2136	.422	232-704	.330	514-739	.696	418/834	1252	34.8	624-	429	413	96	201	2550	70.8

BEAVER FACTS

Location: Corvallis, OR 97331
Founded/Enrollment: 1868/27,925
Colors: Orange & Black (Pantone® 172)
Joined Pac-12: 1915-16
All-Time Record: 1,687-1,281 (114 years)

President: Dr. Edward Ray
Faculty Rep: Dr. Joseph Spatafora
Athletic Director: Todd Stansbury
SWA: Marianne Vydra

Head Coach: Wayne Tinkle
 (Montana '05)
Career Record: 158-91 (8 years)
OSU Record: 17-14 (1 year)
Pac-12 Record: 8-10 (1 year)
Office: (541) 737-2076
Fax: (541) 737-6179

Associate Head Coach: Kerry Rupp
Assistant Coaches: Gregg Gottlieb, Stephen Thompson

Basketball SID: Shawn Schoeffler
E-mail: shawn.schoeffler@oregonstate.edu
Office: (541) 737-8898
Cell: (541) 231-1430

Local Radio: KEJO (1240 AM)

Home Court: Gill Coliseum (9,604/1949)
Record in Gill: 591-30 (66 years)
Press Row Phone: (541) 737-3020
Press Will-Call: East side of Coliseum
Press Row Location: Front row of upper level, opposite team benches

RECORD HOLDERS

POINTS

Career: 2172 – Gary Payton, 1987-90
Season: 775 – Mel Counts, 1964
Game: 58 – Gary Payton vs. USC, 2/22/90

THREE-POINT FIELD GOALS

Career: 185 – Ahmad Starks, 2011-13
Season: 82 – Gary Payton, 1989
Game: 7 – Four times. Last, Ahmad Starks at Kansas, 11/30/12

REBOUNDS

Career: 1375 – Mel Counts, 1962-64
Season: 489 – Mel Counts, 1964
Game: 36 – Swede Halbrook vs. Idaho, 2/15/55

ASSISTS

Career: 938 – Gary Payton, 1987-90
Season: 244 – Gary Payton, 1989
Game: 15 – Gary Payton vs. Arizona State, 11/30/89

STEALS

Career: 321 – Gary Payton, 1987-90
Season: 100 – Gary Payton, 1990
Game: 8 – Three times. Last, Jared Cunningham vs. Washington State, 3/4/10

BLOCKED SHOTS

Career: 184 – Eric Moreland, 2011-14
Season: 73 – Eric Moreland, 2013
Game: 6 – Seven times. Last, Eric Moreland vs. Towson, 12/29/12

OREGON STATE NUMERICAL ROSTER

No.	Name	Pos.	Ht.	Wt.	Yr.	Exp.	Hometown/Last School
1	Gary Payton II	G	6-3	190	Sr.	1L	Seattle, Wash./Salt Lake CC
2	Stephen Thompson Jr	G	6-4	170	Fr.	HS	Los Angeles, Calif./Bishop Montgomery HS
3	Tres Tinkle	F	6-8	220	Fr.	HS	Missoula, Mont./Hellgate HS
4	Derrick Bruce	G	6-3	165	Fr.	HS	Moreno Valley, Calif./Colony HS
5	Cheikh N'diaye	C	7-0	240	Jr.	2L	Dakar, Senegal/Army-Navy Academy
11	Malcolm Duvivier	G	6-2	210	Jr.	2L	Toronto, Canada/St. Michael's College School
12	Drew Eubanks	F	6-10	240	Fr.	HS	Troutdale, Ore./Reynolds HS
13	Langston Morris-Walker	G	6-5	215	Sr.	3L	Berkeley, Calif./Berkeley HS
14	Daniel Gomis	F	6-10	230	Sr.	3L	Thies, Senegal/Oak Hill Academy
23	Gligorije Rakocevic	C	6-11	250	Fr.	HS	HSBijelo Polje, Montenegro/Cantwell-Sacred Heart of Mary
24	Kendal Manuel	G	6-4	180	Fr.	HS	Billings, Mont./Skyview HS
30	Olaf Schaftenaar	F	6-10	235	Sr.	3L	Utrecht, Netherlands/Rodenborch College
31	Matt Dahlen	F	6-6	205	So.	1L	Redmond, Ore./Redmond HS
32	Jarmal Reid	F	6-7	235	Sr.	3L	Decatur, Ga./Columbia HS
40	Justin Stangel	C	6-10	225	Sr.	3L	Milwaukie, Ore./La Salle Catholic Preparatory

*- Has used redshirt year. Returning starter in **bold**.



HEAD COACH - WAYNE TINKLE

- Named Oregon State's 21st men's basketball head coach on May 19, 2014.
- Led the Beavers to a 15-2 record at home in his first year at the helm. Oregon State also established one of the best defenses in the Pac-12 in 2014-15.
- In his eight seasons with the Grizzlies, Tinkle earned Big Sky regular-season titles in 2010, 2012 and 2013 and Big Sky Tournament championships in 2012 and 2013. His 97 conference wins are the most by any Montana coach.
- Led the Grizzlies to four-consecutive postseason trips, including the NCAA Tournament in 2010, 2012 and 2013.
- Was named the Big Sky Coach of the Year after the 2011-12 and 2012-13 seasons and also earned NABC Division I All-District 6 Coach of the Year honors in 2012.

TINKLE YEAR-BY-YEAR

Year	School	ALL		CONFERENCE		POSTSEASON	
		W-L	W-L	Fin.	Conf.	NCAA	Other
2006-07	Montana	17-15	10-6	3rd	Big Sky		
2007-08	Montana	14-16	8-8	T4th	Big Sky		
2008-09	Montana	17-12	11-5	T2nd	Big Sky		
2009-10	Montana	22-10	10-6	T3rd	Big Sky	0-1	
2010-11	Montana	21-11	12-4	2nd	Big Sky		0-1 (CBI)
2011-12	Montana	25-7	15-1	1st	Big Sky	0-1	
2012-13	Montana	25-7	19-1	1st	Big Sky	0-1	
2013-14	Montana	17-13	12-8	T2nd	Big Sky		
<i>Montana totals (8 years)</i>		<i>158-91 (.635)</i>	<i>97-39 (.713)</i>			<i>0-3 (.000)</i>	<i>0-1 (.000)</i>
2014-15	Oregon State	17-14	8-10	7th	Pac-12		
<i>Oregon State totals (1 year)</i>		<i>17-14 (.444)</i>	<i>8-10 (.444)</i>				
Career totals (9 years)		158-91 (.635)	97-39 (.713)			0-3 (.000)	0-1 (.000)

2015-16 SCHEDULE

November

Thu., 5.....	Western Oregon (Ex.)	5 p.m.	Pac-12
Sat., 14.....	Northwest Christian	TBD	Pac-12
Tue., 17.....	Iona	7 p.m.	Pac-12
Thu., 19.....	at Rice	TBD	TBD
Sat., 21.....	at UC Santa Barbara	TBD	TBD
Tue., 24.....	Valparaiso	6 p.m.	Pac-12

December

Wed., 2.....	Loyola Marymount	7 p.m.	Pac-12
Sat., 5.....	Nevada	1 p.m.	Pac-12
Sat., 12.....	vs. Kansas (1)	7 p.m.	ESPN2
Fri., 18.....	Cal State Fullerton (2)	8 p.m.	Pac-12
Sat., 19.....	Tulsa (2)	8 p.m.	Pac-12
Mon. 21.....	Quinnipiac	6 p.m.	Pac-12

January

Sun., 3.....	Oregon *	4 p.m.	FS1
Wed., 6.....	Stanford *	8 p.m.	ESPNU
Sat., 9.....	California *	6:30 p.m.	Pac-12
Wed., 13.....	at Colorado *	9 p.m.	ESPNU
Sun., 17.....	at Utah *	6:30 p.m.	ESPNU
Wed., 20.....	UCLA *	8 p.m.	ESPNU
Sun., 24.....	USC *	12 p.m.	Pac-12
Thu., 28.....	at Arizona State *	6:30 p.m.	Pac-12
Sat., 30.....	at Arizona *	7:30 p.m.	Pac-12

February

Thu., 4.....	Utah *	8 p.m.	Pac-12
Sat., 6.....	Colorado *	5:30 p.m.	Pac-12
Thu., 11.....	at Stanford *	8 p.m.	FS1
Sat., 13.....	at California	3:30 p.m.	Pac-12
Sat., 20.....	at Oregon *	7 p.m.	Pac-12
Wed., 24.....	Washington *	8 p.m.	ESPNU
Sun., 28.....	Washington State *	3:30 p.m.	Pac-12

March

Wed., 2.....	at USC *	8 p.m.	FS1
Sat., 5.....	at UCLA *	3:30 p.m.	Pac-12
9-12.....	Pac-12 Tournament (3)		

- (1) Kansas City, Mo. (Sprint Center)
- (2) Far West Classic, Portland, Ore. (Moda Center)
- (3) Las Vegas, Nev. (MGM Grand Garden Arena)

* Pac-12 Game
Game times local to site.

2014-15 RESULTS (17-14, 8-10)

11/14	Rice	W	67-54
11/18	Corban	W	86-62
11/21	Oral Roberts	W	55-42
11/24	vs. Oklahoma State (1)	L	53-66
11/26	vs. Auburn (1)	L	69-71
12/3	Mississippi Valley State	W	74-58
12/6	at Portland	W/OT	65-58
12/13	Mississippi State	W	59-49
12/15	Gambling State	W	71-43
12/18	DePaul	W	90-59
12/21	at Quinnipiac	L	52-60
12/30	UC Santa Barbara	W	76-64
1/3	at Oregon *	L	59-76
1/8	Arizona State *	W	55-47
1/11	#7 Arizona *	W	58-56
1/15	at Washington *	L	43-56
1/17	at Washington State *	W	62-47
1/22	UCLA *	W	66-55
1/24	USC *	W	59-55
1/28	at Arizona State *	L	55-73
1/30	at #6 Arizona *	L	34-57
2/5	Washington State *	W	55-50
2/8	Washington *	W	64-50
2/11	at UCLA *	L	59-75
2/14	at USC *	L	55-68
2/19	#9 Utah *	L	37-47
2/21	Colorado *	W	72-58
2/26	at Stanford *	L	48-75
3/1	at California *	L	56-73
3/4	Oregon *	L	62-65
3/11	vs. Colorado (2)	L	71-78

- (1) MGM Grand Main Event, Las Vegas, Nev. (MGM Grand Garden Arena)
- (2) Las Vegas, Nev. (MGM Grand Garden Arena)
- *Pac-12 Conference Game.
- Rankings listed are AP.

RECENT FINISHES

Year	CONF.		ALL		Post.
	W-L	Fin.	W-L		
78-79	11-7	3	18-10		NIT
79-80	16-2	1	26-4		NCAA
80-81	17-1	1	26-2		NCAA
81-82	16-2	1	25-5		NCAA
82-83	12-6	3t	20-11		NIT
83-84	15-3	1t	22-7		NCAA
84-85	12-6	3t	22-9		NCAA
85-86	8-10	5t	12-15		
86-87	10-8	3t	19-11		NIT
87-88	12-6	2t	20-11		NCAA
88-89	13-5	3t	22-8		NCAA
89-90	15-3	1t	22-7		NCAA
90-91	8-10	5t	14-14		
91-92	7-11	7	15-16		
92-93	9-9	5t	13-14		
93-94	2-16	10	6-21		
94-95	6-12	7	9-18		
95-96	2-16	10	4-23		
96-97	3-15	9	7-20		
97-98	3-15	9t	13-17		
98-99	7-11	7t	13-14		
99-00	5-13	8t	13-16		
00-01	4-14	9t	10-20		
01-02	4-14	9	12-17		
02-03	6-12	6t	13-15		
03-04	6-12	9	12-16		
04-05	8-10	5	17-15		NIT
05-06	5-13	8t	13-18		
06-07	3-15	9	11-21		
07-08	0-18	10	6-25		
08-09	7-11	8	18-18		CBI*
09-10	8-10	5t	14-18		CBI
10-11	5-13	9	11-20		
11-12	7-11	8t	21-15		CBI
12-13	4-14	11t	14-18		
13-14	8-10	10	16-16		CBI
14-15	8-10	7	17-14		

* - CBI Champions

2014-15 OREGON STATE STATISTICS (Overall: 17-14, Pac-12: 8-10/7th)

Player	GP-GS	Min/Avg	TOTAL		3-PTS		REBOUNDS							PF-FO	A	TO	Blk	Stl	Pts	Avg
			FG-A	Pct	3FG-A	Pct	Off/Def	Tot	Avg	Off/Def	Tot	Avg								
Payton II, Gary	31-30	1125/36.3	162-334	.485	27-92	.293	65-98	.663	64/167	231	7.5	84-2	98	59	37	95	416	13.4		
Duvivier, Malcolm	31-30	1080/34.8	110-297	.370	30-97	.309	81-110	.736	20/72	92	3.0	84-2	107	84	3	38	331	10.7		
Robbins, Victor	15-0	325/21.7	53-115	.461	10-33	.303	39-55	.709	20/33	53	3.5	23-0	9	17	2	14	155	10.3		
Morris-Walker, Langs	31-30	946/30.5	97-269	.361	38-121	.314	55-78	.705	33/109	142	4.6	60-1	44	40	2	30	287	9.3		
Reid, Jarmal	30-2	668/22.3	84-191	.440	1-5	.200	79-107	.738	27/55	82	2.7	99-4	35	41	12	26	248	8.3		
Schaftenaar, Olaf	31-28	929/30.0	81-204	.397	47-125	.376	33-41	.805	24/77	101	3.3	59-0	49	42	10	15	242	7.8		
Gomis, Daniel	30-25	642/21.4	44-96	.458	0-0	.000	41-70	.586	48/68	116	3.9	93-4	16	39	41	14	129	4.3		
N'diaye, Cheikh	29-5	222/7.7	20-32	.625	0-0	.000	3-8	.375	14/25	39	1.3	43-2	1	15	15	2	43	1.5		
Sanders, Tanner	21-1	123/5.9	8-22	.364	5-15	.333	0-0	.000	3/15	18	0.9	16-0	7	8	0	5	21	1.0		
Dahlen, Matt	13-1	58/4.5	3-5	.600	0-0	.000	0-4	.000	4/4	8	0.6	15-0	2	3	0	2	6	0.5		
Livesay, Dylan	18-1	68/3.8	2-9	.222	2-7	.286	0-0	.000	0/2	2	0.1	3-0	4	2	0	0	6	0.3		
Stangel, Justin	10-1	30/3.0	1-2	.500	0-0	.000	1-2	.500	1/3	4	0.4	10-0	0	3	1	0	3	0.3		
Hedgecock, AJ	4-1	9/2.3	0-1	.000	0-0	.000	0-0	.000	0/1	1	0.3	1-0	1	2	0	0	0	0.0		
TEAM									35/49	84	2.7	0		10				0		
OREGON STATE	31		665-1577	.422	160-495	.323	397-573	.693	293/680	973	31.4	590-15	373	365	123	241	1887	60.9		
Opponents	31		576-1494	.386	184-609	.302	498-673	.740	326/718	1044	33.7	555-	348	456	97	190	1834	59.2		

CARDINAL FACTS

Location: Stanford, CA 94305
Founded/Enrollment: 1891/15,140
Colors: Cardinal (Pantone® 201) & White
Joined Pac-12: 1916-17
All-Time Record: 1,469-1,096 (101 years)

President: John L. Hennessy
Faculty Rep: Pat Jones
Athletic Director: Bernard Muir
SWA: Beth Goode

Head Coach: Johnny Dawkins (Duke '86)
Career Record: 141-100 (7 years)
Stanford Record: 141-100 (7 years)
Pac-12 Record: 58-68 (7 years)
Office: (650) 723-0562
Fax: (650) 723-5739

Assistant Coaches: Tim O'Toole, Charles Payne, Mike Schrage

Basketball SID: Doug Drabik
E-Mail: ddrabik@stanford.edu
Cell: (510) 517-9059

Local Radio: KNBR 1050 AM

Home Court: Maples Pavilion
 (7,329/1968)

Record in Maples: 492-200 (47 years)
Press Row Phone: (650) 200-9513
Press Will-Call: Northwest entrance

RECORD HOLDERS

POINTS

Career: 2336 – Todd Lichti, 1986-89
Season: 734 – Adam Keefe, 1992
Game: 50 – Hank Luisetti vs. Duquesne, 1/1/38

THREE-POINT FIELD GOALS

Career: 241 – Dion Cross, 1993-96
Season: 93 – Jeremy Green, 2010
Game: 8 – Twice; last, Julius Barnes vs. Rice, 11/24/02

REBOUNDS

Career: 1119 – Adam Keefe, 1989-92
Season: 355 – Adam Keefe, 1992
Game: 27 – Rich Kelley vs. Kentucky, 12/22/73

ASSISTS

Career: 780 – Brevin Knight, 1994-97
Season: 234 – Brevin Knight, 1997
Game: 16 – Mitch Johnson vs. Marquette, 3/22/08

STEALS

Career: 298 – Brevin Knight, 1994-97
Season: 83 – Brevin Knight, 1997
Game: 10 – Brevin Knight vs. McNeese State, 12/20/93

BLOCKED SHOTS

Career: 190 – Josh Huestis, 2010-14
Season: 85 – Curtis Borchardt, 2002
Game: 12 – Brook Lopez vs. USC, 1/25/07

STANFORD NUMERICAL ROSTER

No.	Name	Pos.	Ht.	Wt.	Yr.	Exp.	Hometown/Last School
1	Christian Sanders	G	6-4	185	Sr.	3L	Houston, Texas/St. Thomas HS
2	Robert Cartwright	G	6-2	170	So.	1L	Pasadena, Calif./Flintridge Prep
3	Malcolm Allen	G	6-1	180	Jr.	2L	Las Vegas, Nev./Centennial HS
10	Michael Humphrey	F	6-9	218	So.	1L	Phoenix, Ariz./Sunnyslope HS
11	Dorian Pickens	G/F	6-5	210	So.	1L	Phoenix, Ariz./Pinnacle HS
14	Marcus Sheffield	G/F	6-5	180	Fr.	HS	Alpharetta, Ga./Chattahoochee HS
15	Marcus Allen	G	6-3	190	Jr.	2L	Las Vegas, Nev./Centennial HS
20	Josh Sharma	C	7-0	210	Fr.	HS	Lexington, Mass./Northfield Mount Hermon School
21	Cameron Walker	F	6-7	200	Fr.	HS	Santa Maria, Calif./Righetti HS
22	Reid Travis	F	6-8	245	So.	1L	Minneapolis, Minn./DeLaSalle HS
25	Rosco Allen	F	6-9	220	Sr.	3L	Budapest, Hungary/Bishop Gorman HS
30	Grant Verhoeven	C	6-9	245	Sr.	3L	Hanford, Calif./Central Valley Christian HS

*- Has used redshirt year. Returning starter in **bold**.



HEAD COACH - JOHNNY DAWKINS

- Named Stanford's 17th men's basketball head coach on April 28, 2008.
- Took the Cardinal to its first NCAA Tournament appearance since 2007-08, advancing to the Sweet 16 for just the fifth time in school history in 2013-14.
- In 2011-12 and 2014-15, led Stanford to the NIT postseason title, the second and third in school history.
- Completed a three-year commitment with the USA Basketball Senior National Team as the program's Player Personnel Director from 2006-08. That team won the gold medal at the 2008 Olympics in Beijing.
- Spent 11 years as a member of the Duke coaching staff. During that time, Duke sported a 330-60 record and won the national championship in 2001.
- Has coached four players that went in the first two rounds of the NBA Draft.

DAWKINS YEAR-BY-YEAR

Year	School	ALL			CONFERENCE		POSTSEASON	
		W-L	W-L	Fin.	Conf.	NCAA	Other	
2008-09	Stanford	20-14	6-12	9th	Pac-10		2-1 (CBI)	
2009-10	Stanford	14-18	7-11	T8th	Pac-10			
2010-11	Stanford	15-16	7-11	T6th	Pac-10			
2011-12	Stanford	26-11	10-8	T7th	Pac-12		5-0& (NIT)	
2012-13	Stanford	19-15	9-9	T6th	Pac-12		1-1	
2013-14	Stanford	23-13	10-8	T5th	Pac-12	2-1		
2014-15	Stanford	24-13	9-9	T5th	Pac-12		5-0& (NIT)	
<i>Stanford totals (7 years)</i>		<i>141-100 (.585)</i>	<i>58-68 (.460)</i>			<i>2-1 (.667)</i>	<i>13-2 (.867)</i>	
Career totals (7 years)		141-100 (.585)	58-68 (.460)			2-1 (.667)	13-2 (.867)	

&- National Invitation Tournament Champion

2015-16 SCHEDULE

November

Fri., 13.....Wisconsin-Green Bay (1)6 p.m. Pac-12
 Sun., 15.....Charleston Southern (1)5 p.m. Pac-12
 Thu., 19.....SMU8:30 p.m.ESPN2
 Sun., 22.....at St. Mary's (Calif.)8 p.m.ESPNU
 Thu., 26.....vs. Villanova (2)4:30 p.m.ESPN2
 Fri., 27.....vs. Arkansas or Georgia Tech (2)... TBDTBD

December

Sat., 12.....Dartmouth7 p.m. Pac-12
 Tue., 15.....DePaul7 p.m. FS1
 Sat., 19.....Texas8:30 p.m.ESPN2
 Mon., 21.....Sacramento State8 p.m. Pac-12
 Sun., 27.....Carroll College6 p.m. Pac-12

January

Fri., 1.....Utah *TBDESPNU
 Sun., 3.....Colorado *7 p.m. ESPNU
 Wed., 6.....at Oregon State *8 p.m. ESPNU
 Sun., 10.....at Oregon *7 p.m. ESPNU
 Thu., 14.....California *8 p.m. FS1
 Thu., 21.....Arizona *8 p.m. Pac-12
 Sat., 23.....Arizona State *8 p.m. Pac-12
 Wed., 27.....at Colorado *7 p.m. Pac-12
 Sat., 30.....at Utah *3 p.m. Pac-12

February

Sat., 6.....at California *1 p.m.ESPN/2
 Thu., 11.....Oregon State *8 p.m. FS1
 Sat., 13.....Oregon *1 p.m. Pac-12
 Thu., 18.....at Washington State *7 p.m. Pac-12
 Sat., 20.....at Washington *5 p.m. Pac-12
 Thu., 25.....USC *8 p.m. Pac-12
 Sat., 27.....UCLA *1:30 p.m. FOX

March

Thu., 3.....at Arizona State *9 p.m. FS1
 Sat., 5.....at Arizona *2 p.m. CBS
 9-12Pac-12 Tournament (3)

- (1) Preseason NIT, Stanford Calif.
- (2) Preseason NIT, Brooklyn, N.Y. (Barclays Center)
- (3) Las Vegas, Nev. (MGM Grand Garden Arena)

* Pac-12 Game
 Game times local to site.

2014-15 RESULTS (24-13, 9-9)

11/14	Wofford (1)	W	74-59
11/16	South Dakota (1)	W	84-73
11/21	vs. UNLV (2)	W	89-60
11/22	vs. #4 Duke (2)	L	59-70
11/25	Delaware	W	84-47
11/30	at DePaul	L	72-87
12/13	Denver	W	49-43
12/17	Loyola Marymount	W	67-58
12/20	at BYU	L	77-79
12/23	at #9 Texas	W/OT	74-71
12/29	Arkansas-Pine Bluff	W	74-39
1/2	Washington State *	W	71-56
1/4	#21 Washington *	W/OT	68-60
1/8	at UCLA *	L/2OT	81-86
1/11	at USC *	W	78-76
1/14	at California *	W	69-59
1/17	Connecticut	W	72-59
1/22	#7 Arizona *	L	82-89
1/24	Arizona State *	W	89-70
1/28	at Washington *	W	84-74
1/31	at Washington State *	L	88-89
2/5	UCLA *	L	67-69
2/8	USC *	W	70-62
2/12	at #11 Utah *	L	59-75
2/15	at Colorado *	L	58-64
2/21	California *	W	72-61
2/26	Oregon State *	W	75-48
3/1	Oregon *	L	70-73
3/5	at Arizona State *	L	62-67
3/7	at #5 Arizona *	L	69-91
3/11	vs. Washington (3)	W	71-69
3/12	vs. #13 Utah (3)	L	56-80
3/17	UC Davis (4)	W	77-64
3/22	Rhode Island (4)	W	74-65
3/24	Vanderbilt (4)	W	78-78
3/31	Old Dominion(5)	W	67-60
4/2	Miami (Fla.) (5)	W/OT	66-64

- (1) Coaches vs. Cancer Classic, Stanford, Calif.
 - (2) Coaches vs. Cancer Classic, Brooklyn, N.Y.
 - (3) Las Vegas, Nev. (MGM Grand Garden Arena)
 - (4) National Invitational Tournament, Stanford, Calif. (Maples Pavilion)
 - (5) National Invitational Tournament, New York, N.Y. (Madison Square Garden)
- * Pac-12 Conference Game. Rankings listed are AP.

RECENT FINISHES

Year	CONF.		ALL		Post.
	W-L	Fin.	W-L		
78-79	6-12	8t	12-15		
79-80	5-13	7t	7-19		
80-81	5-13	8t	9-18		
81-82	2-16	10	7-20		
82-83	6-12	8	14-14		
83-84	8-10	5t	19-12		
84-85	3-15	10	11-17		
85-86	8-10	5t	14-16		
86-87	9-9	6	15-13		
87-88	11-7	4	21-12		NIT
88-89	15-3	2	26-7		NCAA
89-90	9-9	6	18-12		NIT*
90-91	8-10	5t	20-13		NIT
91-92	10-8	4	18-11		NCAA
92-93	2-16	10	7-23		
93-94	10-8	4t	17-11		NIT
94-95	10-8	5t	20-9		NCAA
95-96	13-5	3	21-8		NCAA
96-97	12-6	2t	22-8		NCAA
97-98	15-3	2	30-5		NCAA#
98-99	15-3	1	26-7		NCAA
99-00	15-3	1t	27-4		NCAA
00-01	16-2	1	31-3		NCAA
01-02	12-6	2t	20-10		NCAA
02-03	14-4	2t	24-9		NCAA
03-04	17-1	1^	30-2		NCAA
04-05	11-7	3t	18-13		NCAA
05-06	11-7	4t	16-14		NIT
06-07	10-8	6	18-13		NCAA
07-08	13-5	2	28-8		NCAA&
08-09	6-12	9	20-14		CBI
09-10	7-11	8	14-18		
10-11	7-11	7t	15-16		
11-12	10-8	7t	26-11		NIT*
12-13	9-9	6t	19-15		NIT
13-14	10-8	5t	23-13		NCAA
14-15	9-9	5t	24-13		NIT*

- * - NIT Champion
- # - NCAA Final Four & - NCAA Sweet 16
- ^ - Pac-10 Tournament Champion

2014-15 STANFORD STATISTICS (Overall: 24-13, Pac-12: 9-9/T-5th)

Player	GP-GS	Min/Avg	TOTAL		3-PTS		FT-A		REBOUNDS		PF-FO	A	TO	Blk	Stl	Pts	Avg	
			FG-A	Pct	3FG-A	Pct	FT-A	Pct	Off/Def	Tot								Avg
Randle, Chasson	37-37	1347/36.4	217-538	.403	90-248	.363	200-228	.877	11/112	123	3.3	82-1	112	75	5	50	724	19.6
Brown, Anthony	37-36	1320/35.7	176-408	.431	79-179	.441	116-146	.795	42/214	256	6.9	78-1	94	72	7	28	547	14.8
Nastic, Stefan	37-37	1098/29.7	179-379	.472	0-0	.000	138-183	.754	90/149	239	6.5	137-11	53	75	38	13	496	13.4
Allen, Rosco	33-23	872/26.4	82-215	.381	38-105	.362	38-55	.691	34/110	144	4.4	77-0	39	37	12	18	240	7.3
Allen, Marcus	36-23	820/22.8	89-174	.511	13-40	.325	38-71	.535	41/84	125	3.5	88-1	41	41	4	30	229	6.4
Travis, Reid	28-12	646/23.1	67-137	.489	0-0	.000	39-85	.459	62/94	156	5.6	60-0	12	27	7	24	173	6.2
Humphrey, Michael	30-6	338/11.3	41-74	.554	0-2	.000	11-22	.500	35/46	81	2.7	76-2	13	15	23	11	93	3.1
Pickens, Dorian	31-1	267/8.6	17-48	.354	9-25	.360	18-26	.692	18/13	31	1.0	20-0	17	14	1	6	61	2.0
Cartwright, Robert	36-1	399/11.1	23-65	.354	12-36	.333	11-17	.647	6/28	34	0.9	38-0	24	13	1	9	69	1.9
Verhoeven, Grant	8-4	92/11.5	5-12	.417	0-0	.000	2-4	.500	10/8	18	2.3	16-1	4	3	4	3	12	1.5
Sanders, Christian	35-5	272/7.8	9-30	.300	4-13	.308	2-7	.286	5/12	17	0.5	29-0	24	15	0	11	24	0.7
Bullock, Elliott	10-0	34/3.4	2-4	.500	1-11	.000	0-0	.000	1/2	3	0.3	6-0	0	0	0	0	5	0.5
Rimmer, Schuyler	2-0	6/3.0	0-0	.000	0-0	.000	1-2	.500	1/1	2	1.0	0-0	0	0	0	0	1	0.5
Morgan, Wade	8-0	14/1.8	1-5	.200	0-2	.000	0-0	.000	1/4	5	0.6	1-0	2	1	0	1	2	0.3
TEAM									71/58	129	3.5	0	11					0
STANFORD	37		908-2089	.435	246-651	.378	614-846	.726	428/935	1363	36.8	708-17	435	399	102	204	2676	72.3
Opponents	37		867-2048	.423	247-661	.374	510-747	.683	360/847	1207	32.6	738-	450	424	121	176	2491	67.3

BRUIN FACTS

Location: Los Angeles, CA 90024
Founded/Enrollment: 1919/43,239
Colors: Blue & Gold (Pantone® 285c/123c)
Joined Pac-12: 1927-28
All-Time Record: 1,803-802 (95 years)

Chancellor: Dr. Gene D. Block
Faculty Rep: Dr. Michael Teitell
Athletic Director: Daniel G. Guerrero
SWA: Petrina Long

Head Coach: Steve Alford (Indiana '87)
Career Record: 513-258 (24 years)
UCLA Record: 50-23 (2 years)
Pac-12 Record: 23-13 (2 years)
Office: (310) 825-8699
Fax: (310) 206-3440

Assistant Coaches: Duane Broussard, David Grace, Ed Schilling

Basketball SID: Alex Timiraos
E-mail: atimiraos@athletics.ucla.edu
Cell: (310) 847-9231

Local Radio: KLAC Sports (570 AM)

Home Court: Pauley Pavilion (13,800/1965)
Record in Pauley: 684-105 (49 years)
Press Row Phone: (310) 825-1899
Press Will-Call: Central Ticket Office
Press Row Location: Pauley Ticket Window

RECORD HOLDERS

POINTS

Career: 2608 – Don MacLean, 1989-92
Season: 870 – Lew Alcindor, 1967
Game: 61 – Lew Alcindor vs. Washington State, 2/25/67

THREE-POINT FIELD GOALS

Career: 317 – Jason Kapono, 2000-03
Season: 87 – Jason Kapono, 2002
 87 – Arron Afflalo, 2007
Game: 9 – Jason Kapono vs. Washington State, 1/4/03

REBOUNDS

Career: 1370 – Bill Walton, 1972-74
Season: 506 – Bill Walton, 1973
Game: 28 – Willie Naulls vs. Arizona State, 1/28/56

ASSISTS

Career: 833 – Pooh Richardson, 1986-89
Season: 256 – Larry Drew II, 2013
Game: 16 – Earl Watson vs. Maryland, 3/18/00

STEALS

Career: 235 – Earl Watson, 1998-2001
Season: 95 – Jordan Adams, 2014
Game: 11 – Tyus Edney vs. George Mason, 12/22/94

BLOCKED SHOTS

Career: 188 – Jelani McCoy, 1996-98
Season: 102 – Jelani McCoy, 1996
Game: 11 – Jelani McCoy vs. Maryland, 12/9/95

UCLA NUMERICAL ROSTER

No.	Name	Pos.	Ht.	Wt.	Yr.	Exp.	Hometown/Last School
0	Alex Olesinski	F	6-10	200	Fr.	HS	Roswell, N.M./La Lumiere School (IN)
2	Noah Allen	G/F	6-7	215	Jr.	2L	Pacific Grove, Calif./Palma HS
3	Aaron Holiday	G	6-1	185	Fr.	HS	Chatsworth, Calif./Campbell HS
5	Prince Ali	G	6-3	190	Fr.	HS	The Bronx, N.Y./The Sagemont School (FL)
10	Isaac Hamilton	G	6-5	195	Jr.	2L	Los Angeles, Calif./St. John Bosco HS
14	Gyorgy "G.G." Goloman	F	6-11	215	So.	1L	Kormend, Hungary/The Sagemont School (FL)
15	Jerrold Smith	G	6-0	165	Jr.	2L	Los Angeles, Calif./St. Bernard's HS
20	Bryce Alford	G	6-3	185	Jr.	2L	Albuquerque, N.M./La Cueva HS
21	Alec Wulff	G	6-3	185	So.	1L	Laguna Beach, Calif./Laguna Beach HS
23	Tony Parker	F/C	6-9	260	Sr.	3L	Atlanta, Ga./Miller Grove HS
34	Ikenna Okwarabizie	C	6-9	250	So.	TR	Lagos, Nigeria/Tyler Junior College (TX)
40	Thomas Welsh	C	7-0	245	So.	1L	Redondo Beach, Calif./Loyola HS
43	Jonah Bolden	G/F	6-10	220	So.	1L	Sydney, Australia/Brewster Academy (NH)

* - Has used redshirt year. Returning starter in **bold**.



HEAD COACH - STEVE ALFORD

- Named the 13th head coach in Bruin history on March 30, 2013.
- Led UCLA to the NCAA Sweet 16 in both of his first two seasons. In 2013-14, he led the team to its first Pac-12 Tournament title since 2008.
- His 28 wins in 2013-14 tied the school record for most victories by a coach in his first season at UCLA. The Bruins averaged 81.2 points per game, the program's highest scoring average since 1997-98.
- Has qualified for the postseason 19 times in his 24 years of coaching experience, including nine NCAA Division I tournament berths.
- Reached the 20-win plateau in 13 of his 20 years of coaching at the Division I level.

ALFORD YEAR-BY-YEAR

Year	School	ALL W-L	CONFERENCE W-L	Fin.	Conf.	POSTSEASON NCAA	Other
1991-92	Manchester	4-16	3-11	8th	ICAC		
1992-93	Manchester	20-8	7-5	T3rd	ICAC		0-1
1993-94	Manchester	23-4	10-2	1st	ICAC		0-1
1994-95	Manchester	31-1	12-0	1st	ICAC		5-1 #
<i>Manchester totals (4 years)</i>		<i>78-29 (.729)</i>	<i>32-18 (.640)</i>			<i>0-0 (.000)</i>	<i>6-3 (.667)</i>
1995-96	Missouri St.	16-12	11-7	4th	MVC		
1996-97	Missouri St.	24-9	12-6	T2nd	MVC		0-1
1997-98	Missouri St.	16-16	11-7	T3rd	MVC		
1998-99	Missouri St.	22-11	11-7	T2nd	MVC	2-1	
<i>Missouri St. totals (4 years)</i>		<i>78-48 (.619)</i>	<i>45-27 (.625)</i>			<i>2-1 (.667)</i>	<i>0-1 (.000)</i>
1999-00	Iowa	14-16	6-10	T7th	Big 10		
2000-01	Iowa	23-12	7-9	T6th ^	Big 10	1-1	
2001-02	Iowa	19-16	5-11	T8th	Big 10		0-1
2002-03	Iowa	17-14	7-9	T8th	Big 10		2-1
2003-04	Iowa	16-13	9-7	4th	Big 10		0-1
2004-05	Iowa	21-12	7-9	7th	Big 10	0-1	
2005-06	Iowa	25-9	11-5	T2nd ^	Big 10	0-1	
2006-07	Iowa	17-14	9-7	4th	Big 10		
<i>Iowa totals (8 years)</i>		<i>152-106 (.589)</i>	<i>61-67 (.477)</i>			<i>1-3 (.250)</i>	<i>2-3 (.400)</i>
2007-08	New Mexico	24-9	11-5	3rd	MWC		0-1
2008-09	New Mexico	22-12	12-4	T1st	MWC		1-1
2009-10	New Mexico	30-5	14-2	1st	MWC	1-1	
2010-11	New Mexico	22-13	8-8	5th	MWC		1-1
2011-12	New Mexico	28-7	10-4	T1st \$	MWC	1-1	
2012-13	New Mexico	29-6	13-3	1st \$	MWC	0-1	
<i>New Mexico totals (6 years)</i>		<i>155-52 (.749)</i>	<i>68-26 (.723)</i>			<i>2-3 (.400)</i>	<i>2-3 (.400)</i>
2013-14	UCLA	28-9	12-6	2nd &	Pac-12	2-1	
2014-15	UCLA	22-14	11-7	4th	Pac-12	2-1	
<i>UCLA totals (2 years)</i>		<i>50-23 (.685)</i>	<i>23-13(.639)</i>			<i>4-2 (.667)</i>	
Career totals (24 years)		513-258 (.665)	229-151 (.603)			9-9 (.500)	10-10 (.500)

- NCAA Division III National Runner-Up; ^ - Big Ten Tournament Champions; \$ - Mountain West Tournament Champions; & - Pac-12 Tournament Champions

2015-16 SCHEDULE

November

Fri., 13.....	Monmouth.....	8 p.m.	Pac-12
Sun., 15.....	Cal Poly.....	7 p.m.	Pac-12
Thu., 19.....	Pepperdine.....	7:30 p.m.	Pac-12
Mon., 23.....	vs. UNLV (1).....	8:30 p.m.	ESPN/2
Tue., 24.....	vs. Kansas or Chaminade (1) ...	TBD	TBD
Wed., 25.....	TBD (1).....	TBD	TBD
Sun., 29.....	Cal State Northridge.....	4 p.m.	Pac-12

December

Thu., 3.....	Kentucky.....	6 p.m.	ESPN
Sun., 6.....	Long Beach State.....	6 p.m.	Pac-12
Sat., 12.....	at Gonzaga.....	7 p.m.	ESPN
Tue., 15.....	Louisiana-Lafayette.....	6 p.m.	Pac-12
Sat., 19.....	vs. North Carolina (2).....	1 p.m.	CBS
Tue., 22.....	McNeese State.....	8 p.m.	Pc-12

January

Fri., 1.....	at Washington *.....	8 p.m.	FS1
Sun., 3.....	at Washington State *.....	6:30 p.m.	Pac-12
Thu., 7.....	Arizona *.....	6 p.m.	ESPN/2
Sat., 9.....	Arizona State *.....	2 p.m.	Pac-12
Wed., 13.....	USC *.....	8 p.m.	ESPN2
Wed., 20.....	at Oregon State *.....	8 p.m.	ESPN2
Sat., 23.....	at Oregon *.....	1 p.m.	CBS
Thu., 28.....	Washington *.....	7 p.m.	FS1
Sat., 30.....	Washington State *.....	4 p.m.	Pac-12

February

Thu., 4.....	at USC *.....	7:30 p.m.	Pac-12
Fri., 12.....	at Arizona *.....	7 p.m.	ESPN
Sun., 14.....	at Arizona State *.....	6:30 p.m.	ESPNU
Thu., 18.....	Utah *.....	7 p.m.	ESPN2
Sat., 20.....	Colorado *.....	8 p.m.	FS1
Thu., 25.....	at California *.....	6 p.m.	ESPN/2
Sat., 27.....	at Stanford *.....	1:30 p.m.	FOX

March

Wed., 2.....	Oregon *.....	6 p.m.	ESPN2
Sat., 5.....	Oregon State *.....	3:30 p.m.	Pac-12
9-12.....	Pac-12 Tournament (3)		

- (1) Maui Jim Maui Invitational, Maui, Hawai'i (Lahaina Civic Center)
- (2) CBS Sports Classic, Brooklyn, N.Y. (Barclays Center)
- (3) Las Vegas, Nev. (MGM Grand Garden Arena)

* Pac-12 Game.
Game times local to site.

2014-15 RESULTS (22-14, 11-7)

11/14	Montana State	W	113-78
11/16	Coastal Carolina	W	84-71
11/20	Nicholls State	W	107-74
11/23	Long Beach State	W	77-63
11/26	vs. Oklahoma (1)	L	65-75
11/27	vs. #5 North Carolina (1)	L	56-78
11/28	vs. UAB (1)	W	88-76
12/3	Cal State Fullerton	W	73-45
12/7	San Diego	W	75-68
12/10	UC Riverside	W	77-66
12/13	#9 Gonzaga	L	74-87
12/20	vs. #1 Kentucky (2)	L	44-83
12/28	at Alabama	L	50-56
1/2	at Colorado *	L	56-62
1/4	at #10 Utah *	L	39-71
1/8	Stanford *	W/2 OT	86-81
1/11	California *	W	73-54
1/14	at USC *	W	83-66
1/22	at Oregon State *	L	55-66
1/24	at Oregon *	L	64-82
1/29	#11 Utah *	W	69-59
1/31	Colorado *	W	72-59
2/5	at Stanford *	W	69-67
2/7	at California *	L	62-64
2/11	Oregon State *	W	75-59
2/14	Oregon *	W	72-63
2/18	at Arizona State *	L	66-68
2/21	at #7 Arizona *	L	47-57
2/25	Washington *	W	88-66
3/1	Washington State *	W	72-67
3/4	USC *	W	85-74
3/12	vs. USC (3)	W	96-70
3/13	vs. #5 Arizona (3)	L	64-70
3/19	vs. #18 SMU (4)	W	60-59
3/21	vs. UAB	W	92-75
3/27	vs. #7 Gonzaga (5)	L	62-74

- (1) Battle 4 Atlantis, Paradise Island, Nassau, Bahamas
 - (2) CBS Sports Classic, Chicago, Ill. (United Center)
 - (3) Las Vegas, Nev. (MGM Grand Garden Arena)
 - (4) NCAA Tournament, Louisville, Ky. (KFC Yum! Center)
 - (5) NCAA Tournament, Houston, Texas (NRG Stadium).
- * Pac-12 Conference Game.
Rankings listed are AP.

RECENT FINISHES

Year	CONF.		ALL		Post.
	W-L	Fin.	W-L		
78-79	15-3	1	25-5	NCAA	
79-80	12-6	4	22-10	NCAA [^]	
80-81	13-5	3	20-7	NCAA	
81-82	14-4	2	21-6		
82-83	15-3	1	23-6	NCAA	
83-84	10-8	4	17-11		
84-85	12-6	3t	21-12	NIT#	
85-86	9-9	4	15-14	NIT	
86-87	14-4	1%	25-7	NCAA	
87-88	12-6	2t	16-14		
88-89	13-5	3t	21-10	NCAA	
89-90	11-7	4	22-11	NCAA	
90-91	11-7	2	23-9	NCAA	
91-92	16-2	1	28-5	NCAA	
92-93	11-7	3t	22-11	NCAA	
93-94	13-5	2t	21-7	NCAA	
94-95	16-2	1	31-2	NCAA [^]	
95-96	16-2	1	23-8	NCAA	
96-97	15-3	1	24-8	NCAA	
97-98	12-6	3	24-9	NCAA	
98-99	12-6	3	22-9	NCAA	
99-00	10-8	4t	21-12	NCAA	
00-01	14-4	3	23-9	NCAA	
01-02	11-7	6	21-12	NCAA	
02-03	6-12	6t	10-19		
03-04	7-11	8t	11-17		
04-05	11-7	3t	18-11	NCAA	
05-06	14-4	1%	32-7	NCAA ⁺	
06-07	15-3	1	30-6	NCAA [^]	
07-08	16-2	1%	35-4	NCAA [^]	
08-09	13-5	2	26-9	NCAA	
09-10	8-10	5	14-18		
10-11	13-5	2	23-11	NCAA	
11-12	11-7	5t	19-14		
12-13	13-5	1	25-10	NCAA	
13-14	12-6	2%	28-9	NCAA	
14-15	11-7	4t	22-14	NCAA	

* - NCAA Champion; ^ - NCAA Final Four
+ - NCAA runner-up; # - NIT Champion
% - Pac-10/12 Tournament Champion

2014-15 UCLA STATISTICS (Overall: 22-14, Pac-12: 11-7/4th)

Player	GP-GS	Min/Avg	TOTAL			3-PTS		REBOUNDS										
			FG-A	Pct	Pct	FT-A	Pct	Off/Def	Tot	Avg	PF-FO	A	TO	Blk	Stl	Pts	Avg	
Powell, Norman	36-36	1244/34.6	213-467	.456	38-119	.319	127-169	.751	21/148	169	4.7	91-1	75	80	16	66	591	16.4
Alford, Bryce	36-36	1307/36.3	171-432	.396	93-238	.391	119-142	.838	6/108	114	3.2	54-1	176	89	1	34	554	15.4
Looney, Kevon	36-36	1113/30.9	151-321	.470	22-53	.415	92-147	.626	122/209	331	9.2	104-6	51	45	32	46	416	11.6
Parker, Tony	34-33	838/24.6	150-276	.543	0-0	.000	92-160	.575	93/136	229	6.7	118-5	14	59	31	19	392	11.5
Hamilton, Isaac	36-36	1222/33.9	139-340	.409	59-152	.388	44-64	.688	38/84	122	3.4	83-1	116	83	6	32	381	10.6
Welsh, Thomas	36-3	565/15.7	62-132	.470	0-0	.000	14-23	.609	54/83	137	3.8	85-1	8	17	39	14	138	3.8
Bail, Wanaah	11-0	99/9.0	7-18	.389	0-0	.000	3-9	.333	13/16	29	2.6	8-0	1	4	2	1	17	1.5
Allen, Noah	36-0	412/11.4	15-54	.278	4-25	.160	14-27	.519	19/45	64	1.8	37-0	33	20	2	6	48	1.3
Goloman, Gyorgy	35-0	377/10.8	19-42	.452	6-12	.500	2-9	.222	8/45	53	1.5	63-0	20	18	10	15	46	1.3
Brown, David	13-0	24/1.8	2-10	.200	0-3	.000	0-0	.000	1/3	4	0.3	1-0	1	5	0	3	4	0.3
Alford, Kory	12-0	26/2.2	1-4	.250	1-3	.333	0-0	.000	0/2	2	0.2	0-0	1	2	0	0	3	0.3
Wulff, Alec	4-0	5/1.3	0-1	.000	0-1	.000	0-0	.000	0/0	0	0.0	0-0	1	0	0	1	0	0.0
Kazemi, Nick	12-0	18/1.5	0-2	.000	0-0	.000	0-0	.000	1/1	2	0.2	1-0	1	2	0	1	0	0.0
TEAM									64/47	111	3.1	0	6				0	
UCLA	36		930-2099	.443	223-606	.368	507-750	.676	440/927	1367	38.0	645-15	498	430	139	238	2590	71.9
Opponents	36		855-2054	.416	281-790	.356	462-664	.696	371/862	1233	34.2	650-11	499	438	120	228	2453	68.1

TROJAN FACTS

Location: Los Angeles, CA 90089
Founded/Enrollment: 1880/43,000
Colors: Cardinal & Gold
 (Pantone® 201/123c)
Joined Pac-12: 1921-22
All-Time Record: 1,516-1,155 (108 years)

President: C.L. Max Nikias
Faculty Rep: Clare Pastore
Athletic Director: Pat Haden
SWA: Donna Heinel

Head Coach: Andy Enfield (Johns Hopkins, '91)
Career Record: 64-69 (4 years)
USC Record: 23-41 (2 years)
Pac-12 Record: 5-31 (2 years)
Office: (213) 740-3815
Fax: (213) 740-7586

Assistant Coaches: Tony Bland, Jason Hart, Kevin Norris

Basketball SID: David Tuttle
E-mail: davidtut@usc.edu
Cell: (213) 725-3102

Local Radio: ESPN (710 AM KSPN)

Home Court: Galen Center (10,258/2006)
Record in Galen Center: 93-54 (9 years)
Press Row Phones: (213) 740-3900
Press Will-Call: Southeast side of the building (off Flower Street)
Press Row Location: Southeast endzone

RECORD HOLDERS

POINTS

Career: 2048 – Harold Miner, 1990-92
Season: 789 – Harold Miner, 1992
Game: 45 – John Block vs. Washington, 2/11/66

THREE-POINT FIELD GOALS

Career: 232 – Lodrick Stewart, 1999-2002
Season: 93 – Phil Glenn, 1993
Game: 9 – Anthony Pendleton vs. Long Beach State, 12/9/87

REBOUNDS

Career: 1067 – Ron Riley, 1970-72
Season: 398 – Ron Riley, 1971
Game: 28 – Twice. Last; David Bluthenthal vs. Arizona State, 1/20/00

ASSISTS

Career: 779 – Brandon Granville, 1999-2002
Season: 248 – Brandon Granville, 2000
Game: 15 – Brandon Granville vs. Memphis, 11/23/00

STEALS

Career: 229 – Brandon Granville, 1999-2002
Season: 94 – Jeff Trepagnier, 2000
Game: 10 – Jeff Trepagnier vs. Utah State, 11/24/00

BLOCKED SHOTS

Career: 253 – Taj Gibson, 2007-2009
Season: 100 – Taj Gibson, 2009
Game: 8 – 3 times. Last, Avondre Jones vs. Rhode Island, 12/30/95

USC NUMERICAL ROSTER

No.	Name	Pos.	Ht.	Wt.	Yr.	Exp.	Hometown/Last School
0	Darion Clark	F	6-7	220	RJr.*	2L	Conyers, Ga./Charlotte
2	Malik Martin	F	6-11	220	So.	1L	Miami, Fla./Faith Baptist HS
3	Shaqquan Aaron	G	6-7	175	So.	TR	Seattle, Wash./Louisville
4	Chimezie Metu	F	6-11	215	Fr.	HS	Lawndale, Calif./Lawndale HS
5	Katin Reinhardt	G	6-6	220	RJr.*	1L	Dana Point, Calif./UNLV
11	Jordan McLaughlin	G	6-1	170	So.	1L	Etiwanda, Calif./Etiwanda HS
12	Julian Jacobs	G	6-4	180	Jr.	2L	Las Vegas, Nev./Desert Pines HS
13	Samer Dhillon	F	6-7	220	Jr.	2L	Sacramento, Calif./Inderkum HS
14	Strahinja Gavrilovic	F	6-9	230	Sr.	3L	Kragujevac, Serbia/Rock Academy
24	Malik Marquetti	G	6-6	195	So.	1L	Compton, Calif./Millikan HS
25	Bennie Boatwright	F	6-10	220	Fr.	HS	Mission Hills, Calif./Village Christian HS
30	Elijah Stewart	G	6-5	180	So.	1L	DeRidder, La./Westchester HS
32	Nikola Jovanovic	F	6-11	230	Jr.	2L	Belgrade, Serbia/Arlington Country Day School

*- Has used redshirt year. Returning starter in **bold**.



HEAD COACH - ANDY ENFIELD

- Named USC's head coach on April 1, 2013.
- Brings in the 12th-ranked recruiting class in his second year with the Trojans and returns two starters from last year's squad in Nikola Jovanovic and Julian Jacobs.
- Took over the helm of the Trojans program after two historic seasons at Florida Gulf Coast, where Enfield tallied a record of 41-28.
- Guided the Eagles to the Sweet Sixteen, the first-ever No. 15 seed to do so in the history of the NCAA Division I Championship.
- Advanced to the Atlantic Sun Championship game both seasons.
- Began coaching in the NBA with the Milwaukee Bucks, then the Boston Celtics.

ENFIELD YEAR-BY-YEAR

Year	School	ALL W-L	CONFERENCE W-L	Fin.	Conf.	POSTSEASON NCAA	Other
2011-12	Florida Gulf Coast	15-17	8-10	T5th	A-Sun		
2012-13	Florida Gulf Coast	26-11	13-5	2nd	A-Sun	2-1	
<i>FGCU totals (2 years)</i>		<i>41-28 (.594)</i>	<i>21-15 (.583)</i>			<i>2-1</i>	<i>0-0</i>
2013-14	USC	11-21	2-16	12th	Pac-12		
2014-15	USC	12-20	3-15	12th	Pac-12		
<i>USC totals (2 years)</i>		<i>23-41 (.359)</i>	<i>5-31 (.139)</i>				
Career totals (4 years)		64-69 (.481)	26-46 (.361)			2-1 (.667)	

2015-16 SCHEDULE

November

Fri., 13.....	San Diego.....	5 p.m.....	Pac-12
Mon., 16.....	Monmouth.....	7 p.m.....	Pac-12
Sat., 21.....	New Mexico.....	TBD.....	Pac-12
Mon., 23.....	Cal State Northridge.....	6 p.m.....	Pac-12
Thu., 26.....	vs. Wichita State (1).....	2 p.m.....	ESPN2
Fri., 27.....	vs. Alabama or Xavier (1).....	TBD.....	TBD
Sun., 29.....	TBD (1).....	TBD.....	TBD

December

Thu., 3.....	at UC Santa Barbara.....	TBD.....	TBD
Mon., 7.....	Idaho.....	7 p.m.....	Pac-12
Sun., 13.....	Yale.....	1 p.m.....	Pac-12
Thu., 17.....	Cal Poly.....	7 p.m.....	Pac-12
Mon., 21.....	SIU-Edwardsville.....	2 p.m.....	Pac-12
Wed., 23.....	Lafayette.....	7 p.m.....	Pac-12

January

Fri., 1.....	at Washington State *.....	6 p.m.....	Pac-12
Sun., 3.....	at Washington *.....	12 p.m.....	Pac-12
Thu., 7.....	Arizona State *.....	7:30 p.m.....	Pac-12
Sat., 9.....	Arizona *.....	4 p.m.....	Pac-12
Wed., 13.....	at UCLA *.....	8 p.m.....	ESPN2
Thu., 21.....	at Oregon *.....	6 p.m.....	Pac-12
Sun., 24.....	at Oregon State *.....	12 p.m.....	Pac-12
Thu., 28.....	Washington State *.....	7:30 p.m.....	Pac-12
Sat., 30.....	Washington *.....	12 p.m.....	Pac-12

February

Fri., 12.....	at Arizona State *.....	6 p.m.....	Pac-12
Sun., 14.....	at Arizona *.....	6 p.m.....	FS1
Wed., 17.....	Colorado *.....	8 p.m.....	ESPNU
Sun., 21.....	Utah *.....	3 p.m.....	Pac-12
Thu., 25.....	at Stanford *.....	8 p.m.....	Pac-12
Sun., 28.....	at California *.....	5 p.m.....	FS1

March

Wed., 2.....	Oregon State *.....	8 p.m.....	FS1
Sat., 5.....	Oregon *.....	1 p.m.....	Pac-12
9-12.....	Pac-12 Tournament (2)		

(1) Advocare Invitational, Orlando, Fla. (HP Fieldhouse)
 (2) Las Vegas, Nev. (MGM Grand Garden Arena)

* Pac-12 Game
 Game times local to site.

2014-15 RESULTS (12-20, 3-15)

11/15	Portland State	L	68-76
11/17	Tennessee Tech	W	70-58
11/20	vs. Akron (1)	L	46-66
11/21	vs. Drexel (1)	W	72-70
11/23	vs. Penn State (1)	L	61-63
11/25	Cal State Fullerton	W	53-49
11/30	at New Mexico	W	66-54
12/3	Loyola Marymount	W	77-61
12/7	Utah State	W	89-84
12/13	Army	L/OT	77-85
12/21	at Boston College	W	75-71
12/30	Vermont	W	64-56
1/2	at #10 Utah *	L	56-79
1/4	at Colorado *	L	65-86
1/7	California *	W	71-57
1/11	Stanford *	L	76-78
1/14	UCLA *	L	66-83
1/22	at Oregon *	L	67-75
1/24	at Oregon State *	L	55-59
1/29	Colorado *	L/3 OT	94-98
2/1	#11 Utah *	L	39-67
2/5	at California *	L	69-70
2/8	at Stanford *	L	62-70
2/11	Oregon *	L	75-80
2/14	Oregon State *	W	68-55
2/19	at #7 Arizona *	L	57-87
2/22	at Arizona State *	L	59-64
2/25	Washington State *	L	66-70
2/28	Washington *	W	70-55
3/4	at UCLA *	L	74-85
3/11	vs. Arizona State (2)	W	67-64
3/12	vs. UCLA (2)	L	70-96

(1) Gildan Charleston Classic, Charleston, S.C. (TD Arena)
 (2) Las Vegas, Nev. (MGM Grand Garden Arena)
 *Pac-12 Conference Game.
 Rankings listed are AP.

RECENT FINISHES

Year	CONF.		ALL		Post.
	W-L	Fin.	W-L		
78-79	14-4	2	20-9		NCAA
79-80	5-13	7t	12-15		
80-81	9-9	4	14-13		
81-82	13-5	3	19-9		NCAA
82-83	11-7	5	17-11		
83-84	6-12	8	11-20		
84-85	13-5	1t	19-10		NCAA
85-86	5-13	10	11-17		
86-87	4-14	10	9-19		
87-88	5-13	8t	7-21		
88-89	2-16	10	10-22		
89-90	6-12	7t	12-16		
90-91	10-8	3t	19-10		NCAA
91-92	15-3	2	24-6		NCAA
92-93	9-9	5t	18-12		NIT
93-94	9-9	7	16-12		NIT
94-95	2-16	10	7-21		
95-96	4-14	9	11-19		
96-97	12-6	2t	17-11		NCAA
97-98	5-13	8	9-19		
98-99	7-11	7t	15-13		NIT
99-00	9-9	6t	16-14		
00-01	11-7	4t	24-10		NCAA*
01-02	12-6	2t	22-10		NCAA
02-03	6-12	6t	13-17		
03-04	8-10	6	13-15		
04-05	5-13	10	12-17		
05-06	8-10	6	17-13		
06-07	11-7	3t	25-12		NCAA*
07-08	11-7	3t	21-12		NCAA
08-09	9-9	5t	22-13		NCAA
09-10	8-10	5t	16-14		
10-11	10-8	4t	19-15		NCAA
11-12	1-17	12	6-26		
12-13	9-9	6t	14-18		
13-14	2-16	12	11-21		
14-15	3-15	12	12-20		

*East Regional Final

2014-15 USC STATISTICS (Overall: 12-20, Pac-12: 3-15/12th)

Player	GP-GS	Min/Avg	TOTAL		3-PTS		REBOUNDS					PF-FO	A	TO	Blk	Stl	Pts	Avg
			FG-A	Pct	3FG-A	Pct	FT-A	Pct	Off/Def	Tot	Avg							
Reinhardt, Katin	31-22	887/28.6	137-361	.380	61-158	.386	53-65	.815	16/59	75	2.4	37-1	54	61	5	30	388	12.5
Jovanovic, Nikola	32-31	896/28.0	154-299	.515	2-13	.154	84-130	.646	74/150	224	7.0	88-1	15	71	24	13	394	12.3
McLaughlin, Jordan	22-21	696/31.6	89-253	.352	28-103	.272	60-92	.652	11/55	66	3.0	26-0	100	50	5	33	266	12.1
Jacobs, Julian	32-22	866/27.1	106-211	.502	9-32	.281	49-73	.671	34/103	137	4.3	72-2	113	84	13	36	270	8.4
Stewart, Elijah	32-18	705/22.0	74-198	.374	37-107	.346	21-31	.677	17/60	77	2.4	82-2	22	36	37	31	206	6.4
Clark, Darion	32-16	705/22.0	65-150	.433	0-1	.000	51-94	.543	58/124	182	5.7	55-0	26	48	18	14	181	5.7
Martin, Malik	29-15	519/17.9	65-124	.524	6-22	.273	16-44	.364	39/66	105	3.6	64-1	13	44	22	12	152	5.2
Gavrilovic, Strahinj	26-0	356/13.7	40-94	.426	2-8	.250	46-65	.708	34/35	69	2.7	42-0	6	20	2	10	128	4.9
Marquetti, Malik	32-15	600/18.8	38-110	.345	15-50	.300	14-25	.560	30/56	86	2.7	61-3	29	21	6	22	105	3.3
Dukes, Kahlil	20-0	144/7.2	16-40	.400	8-19	.421	1-2	.500	1/4	5	0.3	11-0	4	3	0	1	41	2.1
Pflueger, Devon	7-0	16/2.3	2-6	.333	2-21	.000	0-0	.000	3/4	7	1.0	5-0	0	0	0	0	6	0.9
Bryan, Chass	18-0	104/5.8	1-16	.063	0-2	.000	4-8	.500	4/8	12	0.7	21-0	15	6	1	6	6	0.3
Dhillon, Samer	4-0	6/1.5	0-1	.000	0-0	.000	0-0	.000	0/0	0	0.0	0-0	0	1	0	0	0	0.0
TEAM									45/59	104	3.3	1	2				0	
USC	32		787-1863	.422	170-517	.329	399-629	.634	366/783	1149	35.9	565-10	397	447	133	208	2143	67.0
Opponents	32		811-1923	.422	224-679	.330	425-600	.708	408/797	1205	37.7	574-	430	427	119	220	2271	71.0

UTE FACTS

Location: Salt Lake City, UT 84112
Founded/Enrollment: 1850/31,515
Colors: Crimson (Pantone® 187) & White
Joined Pac-12: 2011-12
All-Time Record: 1,732-957 (106 years)

President: David W. Pershing, Ph.D
Faculty Rep: Karen Paisley
Athletic Director: Dr. Chris Hill
SWA: Nona Richardson

Head Coach: Larry Krystkowiak
 (Montana '96)
Career Record: 110-84 (6 years)
Utah Record: 68-64 (4 years)
Pac-12 Record: 30-42 (4 years)
Office: (801) 581-5451
Fax: (801) 581-4358

Associate Head Coach: Tommy Connor
Assistant Coaches: DeMarlo Slocum,
 Andy Hill

Basketball SID: Dameon Myres
E-mail: dmyres@huntsman.utah.edu
Cell: (801) 201-4834

Local Radio: ESPN (700 AM)

Home Court: Jon M. Huntsman Center
 (15,000/1969)

Record in Jon M. Huntsman Center:
 577-144 (45 years)

Press Row Phones: (801) 581-6657
Press Will-Call: Ticket office, Southeast
 corner of Huntsman Center

Press Row Location: Top of lower bowl,
 south side, midcourt

RECORD HOLDERS

POINTS

Career: 2542 – Keith Van Horn, 1993-97
Season: 1009 – Billy McGill, 1962
Game: 60 – Billy McGill vs. Brigham
 Young, 2/24/62

THREE-POINT FIELD GOALS

Career: 287 – Nick Jacobson, 2000-04
Season: 99 – Nick Jacobson, 2004
Game: 8 – Johnnie Bryant vs. TCU,
 2/26/08

REBOUNDS

Career: 1106 – Billy McGill, 1959-62
Season: 430 – Billy McGill, 1961
Game: 24 – Billy McGill vs. UCLA,
 12/29/61

ASSISTS

Career: 778 – Jeff Jonas, 1973-77
Season: 309 – Jeff Jonas, 1977
Game: 16 – Scott Jones vs. Brigham
 Young, 1/12/74

STEALS

Career: 254 – Andre Miller, 1995-99
Season: 84 – Andre Miller, 1999
Game: 8 – Brandon Jessie vs. San Diego
 State, 1/15/96

BLOCKED SHOTS

Career: 219 – David Foster, 2006-07,
 2009-2013
Season: 115 – David Foster, 2010
Game: 10 – David Foster at Weber State,
 12/2/09

UTAH NUMERICAL ROSTER

No.	Name	Pos.	Ht.	Wt.	Yr.	Exp.	Hometown/Last School
0	Brekott Chapman	F	6-8	200	So.	1L	Roy, Utah/Roy HS
1	Isaiah Wright	G	6-2	177	So.	1L	Boise, Idaho/Borah HS
2	Brandon Miller	G	6-2	180	Fr.	HS	Sandy, Utah/Brighton HS
10	Jake Connor	G	6-3	177	RFr.	HS	Salt Lake City, Utah/Highland HS
11	Brandon Taylor	G	5-10	167	Sr.	3L	Los Angeles, Calif./Pacific Hills HS
14	Dakari Tucker	G/F	6-5	195	Sr.	3L	Los Angeles, Calif./Serra HS
15	Lorenzo Bonam	G	6-4	215	Jr.	TR	Inkster, Mich./Gillette College
15	Austin Eastman	G	6-3	180	Sr.	1L	Billings, Mont./Billings Senior HS
20	Chris Reyes	F	6-7	230	Jr.	1L	La Verne, Calif./Citrus College
21	Jordan Loveridge	F	6-6	222	Sr.	3L	West Jordan, Utah/West Jordan HS
25	Kenneth Ogbe	G	6-6	190	Jr.	2L	Munich, Germany/Ursprung HS
30	Gabe Bealer	G/F	6-6	180	Jr.	TR	Antelope, Calif./City College of San Francisco
35	Kyle Kuzma	F	6-9	210	RSo.	1L	Flint, Mich./Bentley HS
40	Makol Mawien	F/C	6-9	215	Fr.	HS	West Valley City, Utah/Granger HS
41	Austin Montgomery	F	6-9	200	Fr.	HS	Gainesville, Ga./Lakeview Academy
42	Jakob Poeltl	F	7-0	235	So.	1L	Vienna, Austria/Arkadia Traiskirchen

* - Has used redshirt year. Returning starter in **bold**.



HEAD COACH - LARRY KRYSWKOWIAK

- Named the 15th men's basketball coach in Utah history on April 4, 2011.
- Last year, Krystkowiak led the Utes to their first postseason appearance since 2008-09 as Utah played in the first round of the National Invitational Tournament.
- Was the head coach of the 2014 Pac-12 All-Star Team that traveled to China and posted a 3-0 record against Chinese teams.
- Went 42-20 in his first collegiate coaching job at Montana, where his alma mater won both Big Sky Tournament championships in his two-year tenure.
- Coached the Iowa Stampede of the CBA to a 38-14 record and the CBA Finals in 2003-04, his lone season with the CBA.

KRYSTKOWIAK YEAR-BY-YEAR		ALL	CONFERENCE	POSTSEASON			
Year	School	W-L	W-L	Fin.	Conf.	NCAA	Other
2004-05	Montana	18-13	9-5	T2nd	Big Sky	0-1	
2005-06	Montana	24-7	10-4	2nd	Big Sky	1-1	
<i>Montana totals (2 years)</i>		<i>42-20 (.677)</i>	<i>19-9 (.679)</i>			<i>1-2 (.333)</i>	<i>0-0</i>
2011-12	Utah	6-25	3-15	11th	Pac-12		
2012-13	Utah	15-18	5-13	10th	Pac-12		
2013-14	Utah	21-12	9-9	T8th	Pac-12		0-1 (NIT)
2014-15	Utah	26-9	13-5	2nd	Pac-12	2-1	
<i>Utah totals (4 years)</i>		<i>68-64 (.515)</i>	<i>30-42 (.417)</i>				<i>0-1 (.000)</i>
Career totals (6 years)		110-84 (.567)	49-51 (.490)			3-3 (.500)	0-1 (.000)

2015-16 SCHEDULE

November

Thu., 5.....Cal State Monterey Bay (Exh.) 6 p.m. Pac-12
 Fri., 13.....Southern Utah8:30 p.m. Pac-12
 Mon., 16.....San Diego State7:30 p.m. ESPN2
 Thu., 19.....vs. Texas Tech (1)7 p.m. ESPN2
 Fri., 20.....vs. Miami or Mississippi State (1) ... TBD TBD
 Sun., 22.....TBD (1) TBD TBD
 Fri., 27.....Idaho State7 p.m. Pac-12

December

Wed., 2.....BYU8 p.m. Pac-12
 Sat., 5.....IPFW12 p.m.
 Sat., 12.....at Wichita State.....2:30 p.m. ESPN2
 Wed., 16.....Savannah State.....6 p.m. Pac-12
 Sat., 19.....vs. Duke (2).....12 p.m. ESPN
 Tue., 22.....Delaware State.....7 p.m. Pac-12
 Mon., 28.....College of Idaho.....7 p.m. Pac-12

January

Fri., 1.....at Stanford * TBD ESPN
 Sun., 3.....at California *4:30 p.m. Pac-12
 Fri., 8.....at Colorado *8 p.m. FS1
 Thu., 14.....Oregon *8 p.m. Pac-12
 Sun., 17.....Oregon State *6:30 p.m. ESPN
 Thu., 21.....at Washington State *8 p.m. FS1
 Sun., 24.....at Washington *5:30 p.m. ESPN
 Wed., 27.....California *9 p.m. ESPN
 Sat., 30.....Stanford *3 p.m. Pac-12

February

Thu., 4.....at Oregon State *8 p.m.
 Sun., 7.....at Oregon * TBD ESPN2/U
 Wed., 10.....Washington *7 p.m. ESPN2
 Sun., 14.....Washington State *3 p.m. Pac-12
 Thu., 18.....at UCLA *7 p.m. ESPN2
 Sun., 21.....at USC *3 p.m. Pac-12
 Thu., 25.....Arizona State *7 p.m. Pac-12
 Sat., 27.....Arizona * TBD ESPN2

March

Sat., 5.....Colorado *7:30 p.m. ESPN
 9-12Pac-12 Tournament (3)

(1) Puerto Rico Tip-Off, San Juan, Puerto Rico (Coliseo Roberto Clemente)

(2) New York, N.Y. (Madison Square Garden)

(3) Las Vegas, Nev. (MGM Grand Garden Arena)

* Pac-12 Game
 Game times local to site.

2014-15 RESULTS (26-9, 13-5)

11/14	Ball State	W	90-72
11/18	at #16 San Diego State	L	49-53
11/21	UC Riverside	W	88-42
11/26	Texas-Pan American (1)	W	85-48
11/28	North Dakota (1)	W	90-53
11/29	Alabama State (1)	W	93-62
12/3	#8 Wichita State	W/OT	69-68
12/10	at BYU	W	65-61
12/13	vs. #10 Kansas (2)	L	60-63
12/20	at UNLV (3)	W	59-46
12/23	South Dakota State	W	80-66
12/30	Carroll (Montana)	W	85-49
1/2	USC *	W	79-55
1/4	UCLA *	W	71-39
1/7	Colorado *	W	74-49
1/15	at Arizona State *	W	76-59
1/17	at #10 Arizona *	L	51-69
1/21	Washington State *	W	86-64
1/25	Washington *	W	77-56
1/29	at UCLA *	L	59-69
2/1	at USC *	W	67-39
2/7	at Colorado *	W	79-51
2/12	Stanford *	W	75-59
2/15	California *	W	76-61
2/19	at Oregon State *	W	47-37
2/22	at Oregon *	L	58-69
2/26	Arizona State *	W	83-41
2/28	#7 Arizona *	L	57-63
3/5	at Washington State *	W	67-59
3/7	at Washington *	L	68-77
3/12	vs. Stanford (4)	W	80-56
3/13	vs. Oregon (4)	L	64-67
3/19	vs. Stephen F. Austin (5)	W	57-50
3/21	vs. #22 Georgetown (5)	W	75-64
3/27	vs. #4 Duke (6)	L	57-63

(1) Utah Thanksgiving Tournament, Salt Lake City, Utah (Huntsman Center)

(2) Kansas City, Mo. (Sprint Center)

(3) MGM Grand Showcase, Las Vegas, Nev. (MGM Grand Garden Arena)

(4) Las Vegas, Nev. (MGM Grand Garden Arena)

(5) NCAA Tournament, Portland, Ore. (Moda Center)

(6) NCAA Tournament, Houston, Texas (NRG Stadium)

*Pac-12 Conference Game.

Rankings listed are AP.

RECENT FINISHES

Year	CONF.		ALL		Post.
	W-L	Fin.	W-L		
78-79	9-3	2	20-10		NCAA
79-80	10-4	2t	18-10		
80-81	13-3	1t	25-5		NCAA
81-82	6-10	7	11-17		
82-83	11-5	1t	18-14		NCAA
83-84	4-12	8	11-19		
84-85	8-8	6	15-16		
85-86	12-4	1t	20-10		NCAA
86-87	9-7	5	17-13		NIT
87-88	11-5	2t	19-11		NIT
88-89	6-10	6t	16-17		
89-90	7-9	6t	16-14		
90-91	15-1	1	30-4		NCAA
91-92	9-7	4	24-11		NIT%
92-93	15-3	1t	24-7		NCAA
93-94	8-10	5t	14-14		
94-95	15-3	1	28-6		NCAA
95-96	15-3	1	27-7		NCAA
96-97	15-1	1	29-4		NCAA
97-98	12-2	1	30-4		NCAA&
98-99	14-0	1	28-5		NCAA
99-00	10-4	1t	23-9		NCAA
00-01	10-4	1t	19-12		NIT
01-02	10-4	2	21-9		NCAA
02-03	11-3	1t	25-8		NCAA
03-04	9-5	3	24-9		NCAA
04-05	13-1	1	29-6		NCAA
05-06	6-10	6	14-15		
06-07	6-10	6t	11-19		
07-08	7-9	6	18-15		CBI
08-09	12-4	1t	24-10		NCAA
09-10	7-9	5t	14-17		
10-11	6-10	6t	13-18		
11-12	3-15	11	6-25		
12-13	5-13	10	15-18		
13-14	9-9	8t	21-12		NIT
14-15	13-5	2	26-9		NCAA

1979-99 - member of WAC
 2000-09 - member of MWC
 %- NIT Final Four; & - NCAA national runner-up

2014-15 UTAH STATISTICS (Overall: 26-9, Pac-12: 13-5/2nd)

Player	GP-GS	Min/Avg	TOTAL		3-PTS		FT-A		REBOUNDS			PF-FO	A	TO	Blk	Stl	Pts	Avg
			FG-A	Pct	3FG-A	Pct	FT-A	Pct	Off/Def	Tot	Avg							
Wright, Delon	35-35	1165/33.3	165-324	.509	26-73	.356	153-183	.836	34/139	173	4.9	49-0	178	68	34	73	509	14.5
Taylor, Brandon	35-35	1056/30.2	121-272	.445	82-187	.439	48-56	.857	7/83	90	2.6	54-2	117	58	0	45	372	10.6
Loveridge, Jordan	28-27	735/26.3	89-214	.416	54-124	.435	48-55	.873	12/97	109	3.9	48-1	28	38	6	17	280	10.0
Poeltl, Jakob	34-34	792/23.3	128-188	.681	0-1	.000	55-124	.444	92/138	230	6.8	82-1	23	55	63	12	311	9.1
Tucker, Dakarai	31-3	627/20.2	73-167	.437	40-111	.360	36-44	.818	14/59	73	2.4	36-0	18	25	9	12	222	7.2
Chapman, Brekkott	35-2	526/15.0	70-146	.479	19-43	.442	42-55	.764	31/48	79	2.3	80-5	13	34	15	17	201	5.7
Ogbe, Kenneth	22-5	288/13.1	30-70	.429	15-40	.375	24-35	.686	4/27	31	1.4	24-0	12	18	1	5	99	4.5
Reyes, Chris	35-33	549/15.7	58-125	.464	2-3	.667	32-59	.542	41/87	128	3.7	48-0	16	25	22	9	150	4.3
Bachynski, Dallin	34-1	426/12.5	47-88	.534	1-2	.500	45-65	.692	26/58	84	2.5	64-0	7	15	11	10	140	4.1
Kuzma, Kyle	31-0	252/8.1	36-79	.456	11-34	.324	20-36	.556	10/45	55	1.8	32-0	19	18	5	1	103	3.3
Wright, Isaiah	33-0	416/12.6	17-46	.370	13-33	.394	17-22	.773	3/23	26	0.8	39-0	57	27	3	3	64	1.9
Olsen, Jeremy	24-0	153/6.4	14-35	.400	0-0	.000	10-20	.500	7/26	33	1.4	21-0	1	12	5	2	38	1.6
Eastman, Austin	19-0	40/2.1	1-6	.167	1-3	.333	4-6	.667	2/4	6	0.3	4-0	0	3	1	2	7	0.4
TEAM									39/48	87	2.5	0		11				0
UTAH	35		849-1760	.482	264-654	.404	534-760	.703	322/882	1204	34.4	581-9	489	407	175	208	2496	71.3
Opponents	35		704-1832	.384	169-537	.315	422-617	.684	342/698	1040	29.7	686-	307	408	109	195	1999	57.1

HUSKY FACTS

Location: Seattle, WA 98195
Founded/Enrollment: 1861/45,213
Colors: Purple & Gold
 (Pantone® 5265/7502)
Joined Pac-12: 1915-16
All-Time Record: 1,716-1,125 (117 years)

Interim President: Ana Mari Cauce
Faculty Rep: Frank Hodge
Athletic Director: Scott Woodward
SWA: Stephanie Rempé

Head Coach: Lorenzo Romar
 (Cincinnati '92)
Career Record: 363-247 (19 years)
UW Record: 270-159 (13 years)
Pac-12 Record: 132-102 (13 years)
Office: (206) 543-5260
Fax: (206) 616-8906

Assistant Coaches: Raphael Chillioux,
 Brad Jackson, T.J. Otzelberger

Basketball SID: Ashley Walker
E-mail: awalker1@uw.edu
Cell: (206) 240-3899

Local Radio: KJR (950 AM)

Home Court: Alaska Airlines Arena
 (10,000/1927)

Record in Alaska Airlines Arena:
 920-322 (87 years)

Press Row Phone: 206/543-2230
Press Will-Call: Southeast

Press Row Location: South side, con-
 course level

RECORD HOLDERS

POINTS

Career: 2073 – Chris Welp, 1984-87
Season: 846 – Bob Houbregs, 1953
Game: 49 – Bob Houbregs vs. Idaho,
 1/10/53

THREE-POINT FIELD GOALS

Career: 301 – C.J. Wilcox, 2011-14
Season: 90 – C.J. Wilcox, 2014
Game: 9 – Ryan Appleby at Oregon
 State, 2/16/08

REBOUNDS

Career: 1283 – Jon Brockman, 2006-09
Season: 391 – Jon Brockman, 2009
Game: 30 – Ed Corell vs. Oregon,
 2/24/62

ASSISTS

Career: 515 – Will Conroy, 2002-05
Season: 219 – Will Conroy, 2005
Game: 16 – Rafael Stone vs. Cal,
 2/20/70

STEALS

Career: 195 – Jamie Booker, 1994-97
Season: 67 – Bryant Boston, 1995
Game: 9 – Jason Hamilton vs. Eastern
 Washington, 11/28/95

BLOCKED SHOTS

Career: 186 – Chris Welp, 1984-87
Season: 67 – Twice. Last, David Dixon,
 2002
Game: 7 – Three times. Last, Matthew
 Bryan-Amaning at Arizona,
 2/19/11

WASHINGTON NUMERICAL ROSTER

No.	Name	Pos.	Ht.	Wt.	Yr.	Exp.	Hometown/Last School
0	Marquese Chriss	F	6-9	225	Fr.	HS	Sacramento, Calif./Pleasant Grove HS
1	David Crisp	G	6-0	185	Fr.	HS	Tacoma, Wash./Brewster Academy
4	Matisse Thybulle	F	6-5	190	Fr.	HS	Issaquah, Wash./Eastside Catholic HS
5	Dejounte Murray	G	6-4	170	Fr.	HS	Seattle, Wash./Rainier Beach HS
10	Malik Dime	F	6-9	220	Jr.	TR	Dakar, Senegal/Indian Hills CC
11	Joe Knight	F	6-9	225	Jr.	HS	Seattle, Wash./Roosevelt HS
12	Andrew Andrews	G	6-2	195	Sr.	3L	Portland, Ore./Benson Tech HS
14	KJ Garrett	G	6-3	190	So.	1L	Manhattan Beach, Calif./Rolling Hills Prep
15	Noah Dickerson	F	6-8	225	Fr.	HS	Atlanta, Ga./Montverde Academy
20	Dan Kingma	G	5-10	155	So.	1L	Mill Creek, Wash./Jackson HS
22	Dominic Green	F	6-6	185	Fr.	HS	Seattle, Wash./Hazen HS
24	Devenir Duruisseau	F	6-8	240	Fr.	HS	Palmdale, Calif./Fishburne Military Academy
33	Greg Bowman	F	6-5	200	So.	1L	Mountlake Terrace, Wash./Mountlake Terrace HS
41	Matthew Atewe	F	6-8	245	So.	TR	Toronto, Ontario/Auburn
42	Donaven Dorsey	F	6-7	215	So.	1L	Lacey, Wash./Timberline HS

* - Has used redshirt year. Returning starter in **bold**.



HEAD COACH - LORENZO ROMAR

- Guided the Huskies to the 2012 Pac-12 regular season title and the 2011 Pac-12 Tournament title.
- In 2008-09, led Washington to its first Pac-10 crown since sharing the title in 1985, and first outright Conference title since 1953.
- Has posted six 20-win seasons over the last 11 seasons, with three NCAA Tournament Sweet Sixteen appearances (2005, 2006 and 2010).
- Three-time Pac-12 Coach of the Year (2005, 2009 and 2010)
- In 2000, became first coach in Saint Louis history to win a conference title and earn a trip to the NCAA Tournament in debut season.
- Lettered at Washington in 1979 and 1980.

ROMAR YEAR-BY-YEAR

Year	School	ALL W-L	CONFERENCE W-L	Fin.	Conf.	POSTSEASON NCAA	Other
1996-97	Pepperdine	6-21	4-10	T6th	WCC		
1997-98	Pepperdine	17-10	9-5	2nd	WCC		
1998-99	Pepperdine	19-13	9-5	T2nd	WCC		0-1 (NIT)
<i>Pepperdine totals (3 years)</i>		<i>42-44 (.448)</i>	<i>22-20 (.524)</i>				<i>0-1 (.000)</i>
1999-00	Saint Louis	19-14	7-9	T7th	C-USA*	0-1	
2000-01	Saint Louis	17-14	8-8	8th	C-USA		
2001-02	Saint Louis	15-16	9-7	5th	C-USA		
<i>Saint Louis totals (3 years)</i>		<i>51-44 (.537)</i>	<i>24-24 (.500)</i>			<i>0-1 (.000)</i>	<i>0-0</i>
2002-03	Washington	10-17	5-13	9th	Pac-10		
2003-04	Washington	19-12	12-6	2nd	Pac-10	0-1	
2004-05	Washington	29-6	14-4	2nd	Pac-10#	2-1	
2005-06	Washington	26-7	13-5	2nd	Pac-10	2-1	
2006-07	Washington	19-13	8-10	7th	Pac-10		
2007-08	Washington	16-17	7-11	8th	Pac-10		0-1 (CBI)
2008-09	Washington	26-9	14-4	1st	Pac-10	1-1	
2009-10	Washington	26-10	11-7	3rd	Pac-10#	2-1	
2010-11	Washington	24-11	11-7	3rd	Pac-10#	1-1	
2011-12	Washington	24-11	14-4	1st	Pac-12		3-1 (NIT)
2012-13	Washington	18-8	9-9	T6th	Pac-12		0-1 (NIT)
2013-14	Washington	17-15	9-9	T8th	Pac-12		
2014-15	Washington	16-15	5-13	11th	Pac-12		
<i>Washington totals (13 years)</i>		<i>270-159 (.629)</i>	<i>132-102 (.564)</i>			<i>7-6 (.538)</i>	<i>3-3 (.500)</i>
Career totals (19 years)		363-247 (.595)	178-146 (.549)			8-7 (.538)	3-4 (.429)

* - Conference USA Tournament Champion. # - Pac-10 Tournament Champion

2015-16 SCHEDULE

November

Fri., 13.....vs. Texas (1) ... 11 a.m. 9/14 in China ESPN
 Thu., 19.....Mount St. Mary's.....7:30 p.m. Pac-12
 Sat., 21.....Pennsylvania TBD Pac-12
 Wed., 25.....vs. Gonzaga (2)..... TBD ESPN
 Thu., 26.....vs. Texas or Texas A&M (2) TBD TBD
 Fri., 27.....TBD (2) TBD TBD

December

Sun., 6.....Cal State Fullerton.....6 p.m. Pac-12
 Tue., 8.....TCU.....8 p.m. Pac-12
 Sat., 12.....Montana3 p.m. Pac-12
 Sat., 19.....Oakland (Mich.).....1:30 p.m. Pac-12
 Tue., 22.....Seattle8 p.m. Pac-12
 Mon., 28.....UC Santa Barbara.....8 p.m. Pac-12

January

Fri., 1.....UCLA *8 p.m. FS1
 Sun., 3.....USC *12 p.m. Pac-12
 Sat., 9.....at Washington State *12 p.m. Pac-12
 Thu., 14.....at Arizona *7 p.m. FS1
 Sat., 16.....at Arizona State *5 p.m. Pac-12
 Wed., 20.....Colorado *7 p.m. Pac-12
 Sun., 24.....Utah *5:30 p.m. ESPN
 Thu., 28.....at UCLA *7 p.m. FS1
 Sat., 30.....at USC *12 p.m. Pac-12

February

Wed., 3.....Arizona State *8 p.m. ESPN
 Sat., 6.....Arizona *1:30 p.m. FOX
 Wed., 10.....at Utah *7 p.m. ESPN2
 Sat., 13.....at Colorado *12 p.m. Pac-12
 Thu., 18.....California *8 p.m. FS1
 Sat., 20.....Stanford *5 p.m. Pac-12
 Wed., 24.....at Oregon State *8 p.m. ESPN
 Sun., 28.....at Oregon.....5:30 p.m. ESPN

March

Wed., 2.....Washington State *8 p.m. ESPN
 9-12Pac-12 Tournament (3)

- (1) Pac-12 China Game, Shanghai, China (Mercedes Benz Arena) - 7 p.m. PT
- (2) Battle 4 Atlantis, Paradise Islands, Bahamas (Imperial Arena)
- (3) Las Vegas, Nev. (MGM Grand Garden Arena)

* Pac-12 Game
 Game times local to site.

2014-15 RESULTS (16-15, 5-13)

11/14	South Carolina State	W	77-59
11/21	at Seattle	W	63-48
11/23	vs. Pacific (1)	W	76-69
11/27	vs. San Jose State (2)	W	78-56
11/28	vs. Long Beach State (2)	W	80-70
11/30	vs. UTEP (2)	W	68-65
12/7	#13 San Diego State	W	49-36
12/14	Eastern Washington	W	81-77
12/17	Grambling State	W	86-38
12/20	vs. #15 Oklahoma (3)	W	69-67
12/22	Tulane	W	66-57
12/28	Stony Brook	L	57-62
1/2	at California *	L	75-81
1/4	at Stanford *	L	60-68
1/10	Washington State *	L	77-80
1/15	Oregon State *	W	56-43
1/18	Oregon *	W	85-77
1/22	at Colorado *	W	52-50
1/25	at #12 Utah *	L	56-77
1/28	Stanford *	L	74-84
2/1	California *	L	88-90
2/4	at Oregon *	L	74-78
2/8	at Oregon State *	L	50-64
2/13	#7 Arizona *	L	62-88
2/15	Arizona State *	L	68-78
2/22	at Washington State *	W	87-84
2/25	at UCLA *	L	66-88
2/28	at USC *	L	55-70
3/5	Colorado *	L	47-60
3/7	#13 Utah *	W	77-68
3/11	vs. Stanford (4)	L	69-71

- (1) Marv Harshman Classic, Seattle, Wash. (KeyArena)
 - (2) Wooden Legacy, Anaheim, Calif. (Titan Gym/Honda Center)
 - (3) MGM Grand Showcase, Las Vegas, Nev. (MGM Grand Garden Arena)
 - (4) Las Vegas, Nev. (MGM Grand Garden Arena)
- * Pac-12 Conference Game.
 Rankings listed are AP.

RECENT FINISHES

Year	CONF.		ALL		Post.
	W-L	Fin.	W-L		
78-79	6-12	8t	11-16		
79-80	9-9	5	18-10		NIT
80-81	8-10	5t	14-13		
81-82	11-7	4	19-10		NIT
82-83	7-11	6t	16-15		
83-84	15-3	1t	24-7		NCAA*
84-85	13-5	1t	22-10		NCAA
85-86	13-5	2	19-12		NCAA
86-87	10-8	3t	20-15		NIT
87-88	5-13	8t	10-19		
88-89	8-10	6	12-16		
89-90	5-13	9	11-17		
90-91	5-13	10	14-14		
91-92	5-13	8	12-17		
92-93	7-11	8	13-14		
93-94	3-15	9	5-22		
94-95	5-13	7t	9-18		
95-96	9-9	5t	16-12		NIT
96-97	10-8	6	17-11		NIT
97-98	11-7	4	20-10		NCAA*
98-99	10-8	4	17-12		NCAA
99-00	5-13	8t	10-20		
00-01	4-14	9t	10-20		
01-02	5-13	8	11-18		
02-03	5-13	9	10-17		
03-04	12-6	2	19-12		NCAA
04-05	14-4	2^	29-6		NCAA*
05-06	13-5	2	26-7		NCAA*
06-07	8-10	7	19-13		
07-08	7-11	8	16-17		CBI
08-09	14-4	1	26-9		NCAA
09-10	11-7	3^	26-10		NCAA*
10-11	11-7	3^	24-11		NCAA
11-12	14-4	1	24-11		NIT
12-13	9-9	6t	18-16		NIT
13-14	9-9	8t	17-15		
14-15	5-13	11	16-15		

^ - Pac-10 Tournament Champion
 * - NCAA Sweet 16

2014-15 WASHINGTON STATISTICS (Overall: 16-15, Pac-12: 5-13/11th)

Player	GP-GS	Min/Avg	TOTAL		3-PTS		REBOUNDS				PF-FO	A	TO	Blk	Stl	Pts	Avg	
			FG-A	Pct	3FG-A	Pct	FT-A	Pct	Off/Def	Tot								Avg
Williams-Goss, Nigel	30-30	1104/36.8	186-421	.442	22-86	.256	74-97	.763	20/121	141	4.7	56-1	177	85	5	33	468	15.6
Andrews, Andrew	31-30	1047/33.8	140-347	.403	65-173	.376	119-146	.815	32/100	132	4.3	81-2	67	60	1	44	464	15.0
Upshaw, Robert	19-4	474/24.9	86-145	.593	0-1	.000	36-83	.434	48/107	155	8.2	39-1	9	24	85	7	208	10.9
Kemp, Jr., Shawn	27-26	709/26.3	110-181	.608	0-0	.000	43-72	.597	50/45	95	3.5	64-0	6	30	19	7	263	9.7
Anderson, Mike	31-31	993/32.0	84-186	.452	38-91	.418	53-77	.688	58/133	191	6.2	75-1	78	65	16	27	259	8.4
Jarreau, Jernard	21-21	510/24.3	43-102	.422	6-11	.545	16-27	.593	20/79	99	4.7	62-0	23	28	15	11	108	5.1
Johnson, Darin	26-1	447/17.2	32-107	.299	8-43	.186	43-55	.782	10/32	42	1.6	32-0	19	17	4	8	115	4.4
Dorsey, Donaven	28-8	412/14.7	34-100	.340	30-89	.337	9-15	.600	8/39	47	1.7	61-1	7	12	3	3	107	3.8
Winters, Quevyn	27-1	298/11.0	33-111	.297	17-69	.246	8-10	.800	10/26	36	1.3	27-0	19	23	1	8	91	3.4
Kingma, Dan	10-0	65/6.5	8-18	.444	7-14	.500	4-7	.571	2/4	6	0.6	6-0	1	1	0	1	27	2.7
Dierickx, Gilles	14-3	139/9.9	7-24	.292	0-0	.000	0-1	.000	11/10	21	1.5	25-2	4	8	3	3	14	1.0
Taylor, Jahmel	2-0	7/3.5	1-2	.500	0-1	.000	0-0	.000	0/2	2	1.0	3-0	1	1	0	0	2	1.0
Bowman, Greg	6-0	11/1.8	1-2	.500	0-1	.000	0-0	.000	1/1	2	0.3	1-0	1	0	0	0	2	0.3
Garrett, KJ	5-0	10/2.0	0-1	.000	0-0	.000	0-3	.000	1/0	1	0.2	2-0	0	2	1	0	0	0.0
TEAM									58/54	112	3.6	1	4			0		
WASHINGTON	31		765-1747	.438	193-579	.333	405-593	.683	329/753	1082	34.9	535-8	412	360	153	152	2128	68.6
Opponents	31		765-1816	.421	177-535	.331	398-575	.692	375/726	1101	35.5	553-	366	347	96	187	2105	67.9

COUGAR FACTS

Location: Pullman, WA 99164
Founded/Enrollment: 1890/19,446
Colors: Crimson & Gray (Pantone® 201c/CG11)
Joined Pac-12: 1916-17
All-Time Record: 1,550-1,445 (113 years)

Interim President: Daniel J. Bernardo
Faculty Rep: Ken Casavant
Director of Athletics: Bill Moos
SWA: Anne McCoy

Head Coach: Ernie Kent
 (Oregon '77)
Career Record: 338-272 (20 years)
WSU Record: 13-18 (1 year)
Pac-12 Record: 116-136 (14 years)
Office: (509) 335-0240
Fax: (509) 335-0267

Assistant Coaches: Greg Graham, Silvey Dominguez, Curtis Allen

Basketball SID: Jessica Holmes
E-mail: jessica_schmick@wsu.edu
Cell: (509) 781-0550

Local Radio: KXLY (920 AM)

Home Court: Friel Court (11,671/1973)
Record in Friel: 333-200 (42 years)
Press Row Phone: (509) 335-4940
Press Will-Call: Tunnel entrance, east side
Press Row Location: Upper level, opposite benches

RECORD HOLDERS

POINTS

Career: 2003 – Isaac Fontaine, 1994-97
Season: 733 – Klay Thompson, 2011
Game: 45 – Brian Quinnett vs. Loyola Marymount, 12/5/86

THREE-POINT FIELD GOALS

Career: 242 – Klay Thompson, 2009-11
Season: 98 – Klay Thompson, 2011
Game: 9 – Four times. Last, Derrick Low vs. Oregon, 1/27/07

REBOUNDS

Career: 992 – Steve Puidokas, 1974-77
Season: 323 – Ted Werner, 1964
Game: 27 – Jim McKean vs. West Virginia, 12/28/66

ASSISTS

Career: 473 – Bennie Seltzer, 1990-93
Season: 193 – Reggie Moore, 2012
Game: 15 – Donminic Ellison vs. Cal State Northridge, 1/25/95

STEALS

Career: 204 – Don Collins, 1977-80
Season: 76 – Don Collins, 1980
Game: 8 – Twice. Last, Mike Bush vs. Portland State, 12/20/99

BLOCKED SHOTS

Career: 176 – James Donaldson, 1976-79
Season: 82 – James Donaldson, 1978
Game: 10 – James Donaldson vs. Seattle Univ., 12/6/77

WASHINGTON STATE NUMERICAL ROSTER

No.	Name	Pos.	Ht.	Wt.	Yr.	Exp.	Hometown (Last School)
0	Derrien King	F	6-6	175	So.	TR	Wichita, Kan./Santa Monica CC
1	Renard Suggs	G	6-2	200	Jr.	TR	St. Paul, Minn./Gillette College-Wyo.
2	Ike Iroegbu	G	6-2	190	Jr.	2L	Sacramento, Calif./Oak Hill Academy
3	Ny Redding	G	6-2	180	So.	1L	Cleveland, Ohio/Westwind Prep
4	Viont'e Daniels	G	6-2	170	Fr.	HS	Federal Way, Wash./Federal Way HS
15	Junior Longrus	F	6-7	240	Sr.	3L	Oakland, Calif./Bishop O'Dowd HS
22	Robert Franks	F	6-7	175	Fr.	HS	Vancouver, Wash./Evergreen HS
23	Charles Callison	G	6-0	180	Jr.	TR	Moreno Valley, Calif./San Bernadino Valley College
24	Josh Hawkinson	F	6-10	245	Jr.	2L	Shoreline, Wash./Shorewood HS
32	Que Johnson	G	6-5	205	RJr.	2L	Pontiac, Mich./Westwind Prep
33	Brett Boese	F	6-7	230	Sr.	3L	Spokane, Wash./Shadle Park HS
42	Conor Clifford	C	7-0	270	Jr.	TR	Huntington Beach, Calif./Saddleback College
45	Valentine Izundu	C	6-10	215	RJr.	TR	Houston, Texas/Houston

*- Has used redshirt year. Returning starter in **bold**.



HEAD COACH - ERNIE KENT

- Named the 18th coach in Cougar history on March 31, 2014.
- Enters his 21st season overall as a men's basketball head coach after spending 13 years coaching his alma mater Oregon, where he led the Ducks to seven postseason appearances, five NCAA Tournaments, two Conference tournament titles and a Pac-12 regular season title.
- Was the 2002 Pac-10 Coach of the Year after taking Oregon to the NCAA Elite Eight. Also received NABC, USBWA and Basketball Times district coach of the year honors.
- Prior to Oregon, spent six seasons at the helm of Saint Mary's (Calif.), where he currently ranks as second on the all-time win chart with 90 victories.

KENT YEAR-BY-YEAR		ALL	CONFERENCE	POSTSEASON			
Year	School	W-L	W-L	Fin.	Conf.	NCAA	Other
1991-92	St. Mary's (CA)	13-7	4-10	T6th	WCC		
1992-93	St. Mary's (CA)	11-16	6-8	6th	WCC		
1993-94	St. Mary's (CA)	13-14	5-9	7th	WCC		
1994-95	St. Mary's (CA)	18-10	10-4	T2nd	WCC		
1995-96	St. Mary's (CA)	12-15	5-9	7th	WCC		
1996-97	St. Mary's (CA)	23-8	10-4	T1st	WCC	0-1	
<i>St. Mary's (CA) totals (6 years)</i>		<i>90-80 (.535)</i>	<i>40-44 (.476)</i>			<i>0-1 (.000)</i>	
1997-98	Oregon	13-14	8-10		Pac-12		
1998-99	Oregon	19-13	8-10		Pac-12		3-2 (NIT)
1999-00	Oregon	22-8	13-5		Pac-12	0-1	
2000-01	Oregon	14-14	5-13		Pac-12		
2001-02	Oregon	26-9	14-4		Pac-12	3-1	
2002-03	Oregon	23-10	10-8		Pac-12	0-1	
2003-04	Oregon	18-13	9-9		Pac-12		3-1 (NIT)
2004-05	Oregon	14-13	6-12		Pac-12		
2005-06	Oregon	15-18	7-11		Pac-12		
2006-07	Oregon	29-8	11-7		Pac-12	3-1	
2007-08	Oregon	18-14	9-9		Pac-12	0-1	
2008-09	Oregon	8-23	2-16		Pac-12		
2009-10	Oregon	16-16	7-11		Pac-12		
<i>Oregon totals (13 years)</i>		<i>235-174 (.575)</i>	<i>109-125 (.466)</i>			<i>6-5 (.545)</i>	<i>6-3 (.667)</i>
2014-15	Washington State	13-18	7-11	10th	Pac-12		
<i>Washington State totals (1 year)</i>		<i>13-18 (.419)</i>	<i>7-11 (.389)</i>				
Career totals (20 years)		338-272 (.554)	156-180 (.464)			6-6 (.500)	6-3 (.667)

2015-16 SCHEDULE

November

Fri., 13.....Northern Arizona	5:30 p.m.	Pac-12
Fri., 20.....Idaho State	8 p.m.	Pac-12
Tues., 24.....Cal State Los Angeles.....	8 p.m.	Pac-12
Sat., 28.....Texas Southern	TBD	Pac-12

December

Wed., 2.....Gonzaga	8 p.m.	FS1
Sun., 6.....Portland State	1 p.m.	Pac-12
Thu., 10.....at Idaho	TBD	TBD
Sun., 13.....UTEP.....	3 p.m.	Pac-12
Fri., 18.....Texas State	6 p.m.	Pac-12
Tue., 22.....vs. Oklahoma (1)	4 p.m.	ESPNU
Wed., 23.....vs. Northern Iowa or Hawai'i (1) ..	TBD	TBD
Thu., 25.....TBD (1)	TBD	TBD

January

Fri., 1.....USC *	6 p.m.	Pac-12
Sun., 3.....UCLA *	6:30 p.m.	Pac-12
Sat., 9.....Washington *	12 p.m.	Pac-12
Thu., 14.....at Arizona State *	6 p.m.	Pac-12
Sat., 16.....at Arizona *	7:30 p.m.	Pac-12
Thu., 21.....Utah *	8 p.m.	FS1
Sat., 23.....Colorado *	6 p.m.	Pac-12
Thu., 28.....at USC *	7:30 p.m.	Pac-12
Sat., 30.....at UCLA *	4 p.m.	Pac-12

February

Wed., 3.....Arizona *	7 p.m.	Pac-12
Sat., 6.....Arizona State *	3:30 p.m.	Pac-12
Thu., 11.....at Colorado *	8 p.m.	Pac-12
Sun., 14.....at Utah *	3 p.m.	Pac-12
Thu., 18.....Stanford *	7 p.m.	Pac-12
Sun., 21.....California *	5:30 p.m.	ESPNU
Wed., 24.....at Oregon *	7 p.m.	Pac-12
Sun., 28.....at Oregon State *	3:30 p.m.	Pac-12

March

Wed., 2.....at Washington *	8 p.m.	ESPNU
9-12	Pac-12 Men's Basketball Tournament (2)	

(1) Diamond Head Classic, Honolulu, Hawai'i (Stan Sheriff Center)
 (2) Las Vegas, Nev. (MGM Grand Garden Arena)

* Pac-12 Game
 Game times local to site.

2014-15 RESULTS (13-18, 7-11)

11/14	at UTEP	L	52-65
11/17	at TCU	L	54-81
11/21	Idaho State	W	80-68
11/27	vs. UC Santa Barbara (1)	L	43-71
11/28	vs. Rice (1)	W	76-74
11/29	vs. Missouri State (1)	W/OT	89-84
12/3	Idaho	L	71-77
12/6	UTSA	W	91-71
12/10	at #9 Gonzaga (2)	L	66-81
12/13	at Santa Clara	L	67-76
12/21	San Jose State	W	82-53
12/28	UC Davis	W	90-83
1/2	at Stanford *	L	56-71
1/4	at California *	W	69-66
1/10	at Washington *	W	80-77
1/15	Oregon *	W/OT	108-99
1/17	Oregon State *	L	47-62
1/21	at #12 Utah *	L	64-86
1/24	at Colorado *	L	58-90
1/29	California *	L	67-76
1/31	Stanford *	W	89-88
2/5	at Oregon State *	L	50-55
2/8	at Oregon *	L	72-95
2/13	Arizona State *	W	74-71
2/15	#7 Arizona *	L	59-86
2/22	Washington *	L	84-87
2/25	at USC *	W	70-66
3/1	at UCLA *	L	67-72
3/5	#13 Utah *	L	59-67
3/7	Colorado *	W/OT	96-91
3/11	vs. California (3)	L	59-84

(1) Great Alaska Shootout, Anchorage, Alaska (Alaska Airlines Center)
 (2) Spokane, Wash. (Spokane Arena)
 (3) Las Vegas, Nev. (MGM Grand Garden Arena)
 *Pac-12 Conference Game.
 Rankings listed are AP.

RECENT FINISHES

Year	CONF.		ALL		Post.
	W-L	Fin.	W-L		
78-79	10-8	4t	18-9		
79-80	14-4	3	22-6		NCAA
80-81	3-15	10	10-17		
81-82	10-8	5	16-14		
82-83	14-4	2	23-7		NCAA
83-84	4-14	10	10-18		
84-85	5-13	8t	13-15		
85-86	8-10	5t	15-16		
86-87	6-12	8t	10-18		
87-88	7-11	6	13-16		
88-89	4-14	8	10-19		
89-90	1-17	10	7-22		
90-91	8-10	5t	16-12		
91-92	9-9	5t	22-11		NIT
92-93	9-9	5t	15-12		
93-94	10-8	4t	20-11		NCAA
94-95	10-8	5t	18-12		NIT
95-96	9-9	5t	18-11		NIT
96-97	5-13	8	13-17		
97-98	3-15	9t	10-19		
98-99	4-14	10	10-19		
99-00	1-17	10	6-22		
00-01	5-13	6t	12-16		
01-02	1-17	10	6-21		
02-03	2-16	10	7-20		
03-04	7-11	7t	13-16		
04-05	7-11	6t	12-16		
05-06	4-14	10	11-17		
06-07	13-5	2	26-8		NCAA
07-08	11-7	3t	26-9		NCAA*
08-09	8-10	7	17-16		NIT
09-10	6-12	10	16-15		
10-11	9-9	6	22-13		NIT%
11-12	7-11	8t	19-18		CBI
12-13	4-14	11t	13-19		
13-14	3-15	11	10-21		
14-15	7-11	10	13-18		

* - NCAA Sweet Sixteen
 % - NIT Final Four

2014-15 WASHINGTON STATE STATISTICS (Overall: 13-18, Pac-12: 7-11/10th)

Player	GP-GS	Min/Avg	TOTAL		3-PTS		FT-A		REBOUNDS			PF-FO	A	TO	Blk	Stl	Pts	Avg
			FG-A	Pct	3FG-A	Pct	FT-A	Pct	Off/Def	Tot	Avg							
Lacy, DaVonte	31-31	1005/32.4	158-389	.406	68-206	.330	141-183	.770	22/59	81	2.6	68-1	66	56	4	20	525	16.9
Hawkinson, Josh	31-29	1015/32.7	166-332	.500	7-35	.200	116-136	.853	65/269	334	10.8	67-0	30	32	34	12	455	14.7
Iroegbu, Ike	31-30	836/27.0	90-207	.435	26-73	.356	71-95	.747	10/78	88	2.8	67-1	106	60	4	17	277	8.9
Kernich-Drew, Dexter	31-12	587/18.9	69-165	.418	42-97	.433	25-32	.781	14/35	49	1.6	55-1	18	29	5	4	205	6.6
Railey, Jordan	31-22	508/16.4	88-166	.530	0-0	.000	28-66	.424	34/66	100	3.2	70-3	26	37	32	15	204	6.6
Johnson, Que	31-3	559/18.0	60-155	.387	28-77	.364	41-48	.854	15/56	71	2.3	55-1	32	33	4	10	189	6.1
Boese, Brett	30-0	494/16.5	46-122	.377	35-97	.361	3-6	.500	12/24	36	1.2	33-0	32	15	2	7	130	4.3
Redding, Ny	31-17	602/19.4	36-90	.400	6-26	.231	49-61	.803	7/45	52	1.7	71-0	101	56	2	16	127	4.1
Longrus, Junior	31-11	364/11.7	19-38	.500	0-0	.000	9-28	.321	45/45	90	2.9	53-1	15	13	12	10	47	1.5
Dunbar, Trevor	16-0	157/9.8	5-22	.227	2-6	.333	0-2	.000	1/6	7	0.4	12-0	24	17	0	4	12	0.8
Cheatum, Aaron	16-0	92/5.8	4-14	.286	0-1	.000	4-15	.267	7/11	18	1.1	13-0	3	4	2	4	12	0.8
Davis, Jackie	11-0	56/5.1	2-12	.167	0-8	.000	2-7	.286	1/4	5	0.5	6-0	0	6	1	1	6	0.5
TEAM									49/46	95	3.1	0		9			0	
WASHINGTON STATE	31		743-1712	.434	214-626	.342	489-679	.720	282/744	1026	33.1	570-8	453	367	102	120	2189	70.6
Opponents	31		866-1850	.468	205-548	.374	436-630	.692	324/786	1110	35.8	594-	417	299	93	187	2373	76.5

2016 NCAA® DIVISION I MEN'S BASKETBALL CHAMPIONSHIP

ncaa.com

FIRST ROUND
MARCH 17-18

SECOND ROUND
MARCH 19-20

SWEET 16
MARCH 24-25

ELITE 8
MARCH 26-27

NATIONAL SEMIFINALS
APRIL 2

FIRST FOUR

DAYTON
MARCH 19-20

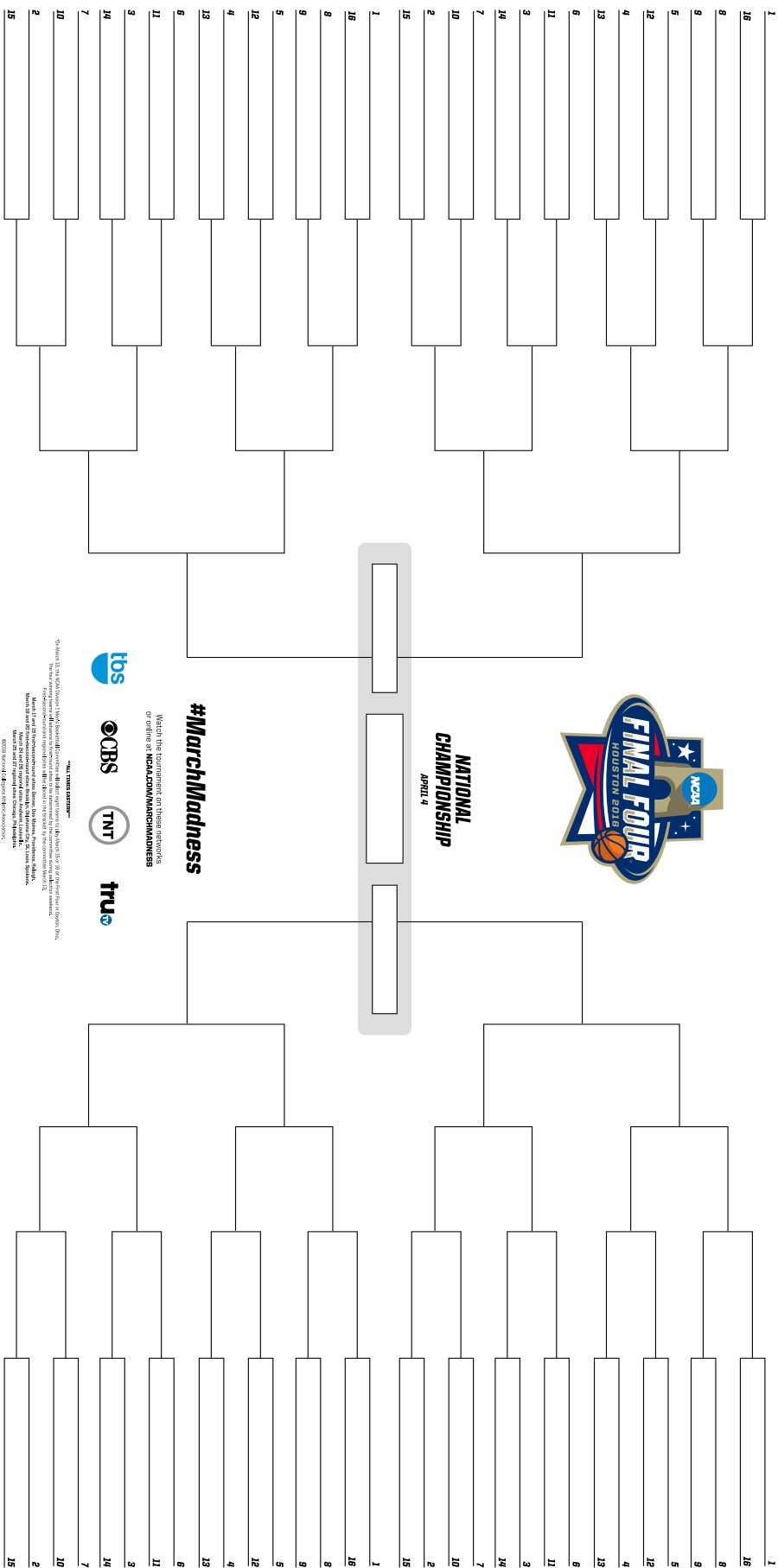
NATIONAL SEMIFINALS
APRIL 2

ELITE 8
MARCH 26-27

SWEET 16
MARCH 24-25

SECOND ROUND
MARCH 19-20

FIRST ROUND
MARCH 17-18



NATIONAL CHAMPIONSHIP
APRIL 4

#MarchMadness

Watch this tournament on these networks or online at ncaa.com/marchmadness



©2016 NCAA. All rights reserved. NCAA and the NCAA logo are trademarks of the National Collegiate Athletic Association. The names of the participating teams are trademarks of their respective institutions. All other trademarks are the property of their respective owners. The names of the participating teams are trademarks of their respective institutions. All other trademarks are the property of their respective owners. The names of the participating teams are trademarks of their respective institutions. All other trademarks are the property of their respective owners.



► ARIZONA WILDCATS (34-4, 16-2)
2015 Pac-12 Champions

► ARIZONA WILDCATS
2015 Pac-12 Tournament Champions



2014-15 PAC-12 CONFERENCE MEN'S BASKETBALL STANDINGS

	CONFERENCE					OVERALL					
	W	L	PCT	HOME	AWAY	W	L	PCT	HOME	AWAY	NEUT
Arizona* (NCAA)	16	2	.889	9-0	7-2	34	4	.895	17-0	8-3	9-1
Utah (NCAA)	13	5	.722	8-1	5-4	26	9	.743	16-1	7-6	3-2
Oregon (NCAA)	13	5	.722	8-1	5-4	26	10	.722	17-2	5-4	4-4
UCLA (NCAA)	11	7	.611	9-0	2-7	22	14	.611	16-1	2-8	4-5
Stanford (NIT)	9	9	.500	6-3	3-6	24	13	.649	16-3	4-8	4-2
Arizona State (NIT)	9	9	.500	7-2	2-7	18	16	.529	15-3	3-10	0-3
Oregon State	8	10	.444	7-2	1-8	17	14	.548	15-2	2-9	0-3
California	7	11	.389	4-5	3-6	18	15	.545	11-7	5-6	2-2
Colorado (CBI)	7	11	.389	5-4	2-7	16	18	.471	12-5	2-11	2-2
Washington State	7	11	.389	4-5	3-6	13	18	.419	8-6	3-10	2-2
Washington	5	13	.278	3-6	2-7	16	15	.516	8-7	3-7	5-1
USC	3	15	.167	3-6	0-9	12	20	.375	8-9	2-8	2-3

* - Pac-12 Tournament Champions

PAC-12 MEN'S BASKETBALL SENDS SEVEN TEAMS TO POSTSEASON Arizona Reaches Elite Eight, Stanford Captures NIT Crown Six Athletes Collect National Honors

- The ARIZONA Wildcats captured their 14th Pac-12 regular season title, and then won their fifth Pac-12 Tournament title as they defeated OREGON in the championship game, 80-52. It was their first Pac-12 Tournament crown since 2002.
- Seven teams participated in the postseason. ARIZONA, OREGON, UCLA and UTAH were selected to participate in NCAA Tournament where the Wildcats advanced to the Elite Eight for the second straight year. ARIZONA STATE and STANFORD were selected for the NIT. Stanford swept through the postseason and earned its third NIT title, and second in four seasons. COLORADO was a participant in the CBI.
- Pac-12 Player of the Year honors went to Oregon's **Joseph Young**, who averaged 20.7 points, averaged 2.5 three-point field goals per game and shot 92.5 percent from the free throw line. Arizona's **Stanley Johnson** picked up Freshman of the Year honors after he led the Wildcats with 13.8 points per game, while pulling down 6.5 rebounds per game. OREGON STATE junior G **Gary Payton II** earned Pac-12 Defensive Player of the Year after recording a league-best 95 steals (3.1 spg). His father earned the same honor for the Beavers in 1987. WASHINGTON STATE sophomore F **Josh Hawkinson** led the Pac-12 in rebounds (10.8 avg) and collected Most Improved Player of the Year honors. STANFORD senior G **Chasson Randle** earned Pac-12 Scholar-Athlete of the Year, and went on to earn CoSIDA Academic All-America honors. Oregon coach **Dana Altman** was tabbed Pac-12 Coach of the Year. Altman led Oregon to its fourth consecutive 20-win season and third straight NCAA Tournament appearance.
- Utah senior G **Delon Wright** was named the Bob Cousy Award winner honoring the nation's top point guard. Arizona's Stanley Johnson was named the Julius Erving Award winner honoring the nation's top small forward. Wright earned numerous All-America honors including The Sporting News First Team and John Wooden All-America Team selections. Johnson, Oregon's Young and Stanford's Randle also picked up All-America accolades.



OREGON's Joseph Young was named the Pac-12 Player of the Year after leading the Ducks to a 26-10 record and the NCAA Tournament. He led the league averaging 20.7 points and elevated his game in the postseason where he averaged 26.2 points. He was impressive at the free throw line as he shot 92.5 percent and set a Pac-12 career record from the charity stripe shooting 90.0 percent (279-of-310).

POSTSEASON HONORS

Bob Cousy Award (top point guard)
Delon Wright, UTAH

Julius Erving Award (top small forward)
Stanley Johnson, ARIZ

USBWA ALL-DISTRICT VIII
Askia Booker, COLO
Delon Wright, UTAH - Player of the Year

USBWA ALL-DISTRICT IX
Stanley Johnson, ARIZ
T.J. McConnell, ARIZ
Gary Payton II, OSU
Norman Powell, UCLA
Chasson Randle, STAN
Tyrone Wallace, CAL
Joseph Young, ORE

NABC ALL-DISTRICT 20

Joseph Young, ORE	1st
Delon Wright, UTAH	1st
Chasson Randle, STAN	1st
T.J. McConnell, ARIZ	1st
Stanley Johnson, ARIZ	1st
Norman Powell, UCLA	2nd
Tyrone Wallace, CAL	2nd
Gary Payton II, OSU	2nd
Kevon Looney, UCLA	2nd
Askia Booker, COLO	2nd
Dana Altman, ORE - Coach of the Year	

ALL-AMERICA HONORS

Delon Wright, UTAH
AP Second Team
Sports Illustrated Second Team
The Sporting News First Team
NABC Second Team
USBWA Second Team
John R. Wooden
CBSSports.com Second Team

Joseph Young, ORE
AP Honorable Mention
The Sporting News Third Team

Chasson Randle, Stanford
AP Honorable Mention
CoSIDA Academic All-America

Stanley Johnson, ARIZ
NABC Third Team
USVWA Freshman First Team
CBSSports.com Third Team
CBSSports.com Freshman First Team

Kevon Looney, UCLA
CBSSports.com Freshman Second Team

Jakob Poeltl, UTAH
CBSSports.com Freshman Third Team

2015 NBA Draft

First Round

8. Stanley Johnson, ARIZ	DET
20. Delon Wright, UTAH	TOR
23. R. Hollis-Jefferson, ARIZ	BRK
30. Kevon Looney, UCLA	GS

Second Round

34. Anthony Brown, STAN	LAL
43. Joseph Young, Oregon	IND
46. Norman Powell, UCLA	TOR

ALL-PAC-12 TEAM

FIRST TEAM

Name, School	Pos	Yr	Ht	Wt	Hometown
Rondae Hollis-Jefferson, ARIZ	F	So.	6-7	215	Chester, Pa.
Stanley Johnson, ARIZ	F	Fr.	6-6	225	Fullerton, Calif.
DaVonte Lacy, WSU	G	Sr.	6-4	215	Tacoma, Wash.
T.J. McConnell, ARIZ	G	Sr.	6-1	195	Pittsburgh, Pa.
Gary Payton II, OSU	G	Jr.	6-3	175	Las Vegas, Nev.
Norman Powell, UCLA	G	Sr.	6-4	215	San Diego, Calif.
Chasson Randle, STAN	G	Sr.	6-2	185	Rock Island, Ill.
Tyrone Wallace, CAL	G	Jr.	6-5	200	Bakersfield, Calif.
Delon Wright, UTAH	G	Sr.	6-5	178	Lawndale, Calif.
Joseph Young, ORE	G	Sr.	6-2	185	Houston, Texas

SECOND TEAM

Name, School	Pos	Yr	Ht	Wt	Hometown
Askia Booker, COLO	G	Sr.	6-2	175	Los Angeles, Calif.
Elgin Cook, ORE	F	Jr.	6-6	206	Milwaukee, Wis.
Kevon Looney, UCLA	F	Fr.	6-9	220	Milwaukee, Wis.
Brandon Taylor, UTAH	G	Jr.	5-10	165	Los Angeles, Calif.
Nigel Williams-Goss, WASH	G	So.	6-3	185	Happy Valley, Ore.

HONORABLE MENTION: Bryce Alford (UCLA, So., G), Brandon Ashley (ARIZ, Jr., F), Anthony Brown (STAN, Sr., F), Josh Hawkins (WSU, So., F), Shaquille McKissic (ASU, Sr., F), Stefan Nastic (STAN, Sr., C)

PAC-12 ALL-FRESHMEN TEAM

Name, School	Pos	Ht	Wt	Hometown
Jordan Bell, ORE	F	6-9	190	Long Beach, Calif.
Dillon Brooks, ORE	F	6-5	205	Mississauga, Ont.
Tra Holder, ASU	G	6-1	180	Los Angeles, Calif.
Stanley Johnson, ARIZ	F	6-6	225	Fullerton, Calif.
Kevon Looney, UCLA	F	6-9	220	Milwaukee, Wis.
Jordan McLaughlin, USC	G	6-1	170	Etiwanda, Calif.
Jakob Poeltl, UTAH	F	7-0	230	Vienna, Austria

HONORABLE MENTION: Hallice Cooke (OSU, G), Wesley Gordon (COLO, F), Jordan Mathews (CAL, G).

PAC-12 ALL-DEFENSIVE TEAM

Name, School	Pos	Yr.	Ht	Wt	Hometown (Last School)
Jordan Bell, ORE	F	Fr.	6-9	190	Long Beach, Calif. (Long Beach Poly HS)
Rondae Hollis-Jefferson, ARIZ	F	So.	6-7	215	Chester, Pa.
T.J. McConnell, ARIZ	G	Sr.	6-1	195	Pittsburgh, Pa.
Gary Payton II, OSU	G	Jr.	6-3	175	Las Vegas, Nev.
Delon Wright, UTAH	G	Jr.	6-5	178	Lawndale, Calif.

HONORABLE MENTION: Shaquille McKissic (ASU, Sr., F), Norman Powell (UCLA, Sr., G), Brandon Taylor (Utah, Jr., G)

PAC-12 ALL-ACADEMIC TEAM

FIRST TEAM

Name, School	Year	GPA	Major
Bo Barnes, ASU	Grad	3.89	Liberal Studies
Jeremy Olsen, UTAH	Jr.	3.70	Accounting
Chasson Randle, Stanford	Sr.	3.34	African and African-American Studies
Brandon Taylor, Utah	Jr.	3.46	Psychology
Nigel Williams-Goss, WASH	So.	3.74	Psychology/Communications

SECOND TEAM

Anthony Brown, STAN	RSr.	3.26	Communication
Austin Eastman, Utah	Sr.	3.58	Mechanical Engineering
Josh Hawkinsno, WSU	So.	3.24	Undeclared
Junior Longrus, WSU	Jr.	3.30	Management & Operations
Stefan Nastic, STAN	RSr.	3.10	Psychology

Honorable Mention: Malcolm Duvivier, SO, OSU; Nikola Jovanovic, SO, USC; Roger Moute a Bidias, SO, CAL; Kenneth Ogbe, SO, UTAH; Sam Singer, SO, CAL

PLAYER OF THE YEAR: Joseph Young, Oregon
FRESHMAN OF THE YEAR: Stanley Johnson, Arizona
DEFENSIVE PLAYER OF THE YEAR: Gary Payton II, Oregon State
MOST IMPROVED PLAYER OF THE YEAR: Josh Hawkins, Stanford
JOHN R. WOODEN COACH OF THE YEAR: Dana Altman, Oregon
PAC-12 SCHOLAR-ATHLETE: Chasson Randle, Stanford

2015 PAC-12 TOURNAMENT

Las Vegas, Nev. - MGM Grand Garden Arena

Wed., March 11

Session 1 (attendance: 9,024)
 California 84, Washington State 59
 USC 67, Arizona State 64
 Session 2 (attendance: 9,875)
 Colorado 78, Oregon State 71
 Stanford 71, Washington 69

Thurs., March 12

Session 3 (attendance: 12,916)
 Arizona 73, California 51
 UCLA 96, USC 70
 Session 4 (attendance: 12,916)
 Oregon 93, Colorado 85
 Utah 80, Stanford 56

Fri., March 13

Session 5 (attendance: 12,916)
 Arizona 70, UCLA 64
 Oregon 67, Utah 64

Sat., March 14

Championship (attendance: 12,916)
 Arizona 80, Oregon 52

All-Tournament Team

Rondae Hollis-Jefferson, Arizona
 T.J. McConnell, Arizona
 Stanley Johnson, Arizona
 Joseph Young, Oregon
 Delon Wright, Utah
 Brandon Ashley, Arizona - Most Outstanding Player

Game One

California 84, Washington State 59

Washington State	FG-A	FT-A	Reb	PF	TP	A	TO	BLK	S
Hawkinson, Josh	f 5-9	4-4	11	2	14	0	1	0	0
Railley, Jordan	c 6-10	0-1	3	4	12	1	0	1	0
Iroegbu, Ike	c 6-10	4-4	3	0	17	1	2	0	2
Kernich-Drew, D.	g 1-5	2-2	0	2	4	1	1	0	0
Lacy, DaVonte	g 4-11	1-2	1	2	9	2	0	0	0
Davis, Jackie	g 0-0	0-0	0	1	0	0	1	0	0
Redding, Ny	g 0-3	0-0	0	3	0	1	0	0	0
Dunbar, Trevor	g 0-1	0-0	0	0	0	0	0	0	0
Longrus, Junior	g 0-0	0-0	0	0	0	1	1	0	0
Cheatum, Aaron	g 0-0	0-0	0	0	0	0	0	0	0
Johnson, Que	g 1-3	0-0	1	1	3	0	0	0	0
Boese, Brett	g 0-3	0-0	0	1	0	0	0	0	0
TEAM			3						
Totals	23-55	11-13	22	16	59	7	6	1	2

California	FG-A	FT-A	Reb	PF	TP	A	TO	BLK	S
Tarwater, Dwight	f 1-5	0-0	7	0	2	2	0	0	0
Kravish, David	f 10-17	5-5	8	2	25	0	1	3	0
Wallace, Tyrone	g 5-11	1-2	7	3	12	7	2	0	1
Bird, Jabari	g 3-5	0-0	4	3	9	1	0	0	0
Mathews, Jordan	g 6-8	4-5	4	2	19	2	2	0	1
Singer, Sam	g 0-1	0-3	1	2	0	2	1	0	0
Chauca, Brandon	g 1-1	0-0	0	0	3	0	0	0	0
Moute a Bidas, R.	g 1-1	0-0	0	2	0	0	0	0	0
Behrens, Christian	g 3-3	0-0	2	2	6	0	1	0	0
Okoroh, Kingsley	g 1-1	2-4	0	2	4	0	0	0	0
Glapien, Brenden	g 0-0	2-2	0	0	2	0	0	0	0
Welle, Cole	g 0-0	0-0	1	0	0	0	0	0	0
TEAM			3						
Totals	31-53	14-21	37	16	84	14	7	3	2

Halftime: California 37, Washington State 26. 3-point goals: Washington State 2-12 (Iroegbu 1-1, Kernich-Drew 0-3, Lacy 0-2, Redding 0-1, Johnson 1-2, Boese 0-3); California 8-12 (Tarwater 0-3, Wallace 1-1, Bird 3-3, Mathews 3-4, Chauca, 1-1). Officials: Mike Scyphers, Eric Curry, Kevin Brill. Technical Fouls: Washington State-None. California-None.

Game Two

USC 67, Arizona State 64

USC	FG-A	FT-A	Reb	PF	TP	A	TO	BLK	S
Martin, Malik	f 1-1	0-0	3	3	2	0	0	2	0
Jovanovic, Nikola	f 1-4	5-6	7	4	7	0	5	1	1
Jacobs, Julian	g 6-12	0-2	7	2	12	5	4	0	1
Marquetti, Malik	g 2-5	0-0	2	3	5	0	0	0	1
Stewart, Elijah	g 8-14	5-5	5	1	27	0	3	1	0
Clark, Darion	g 1-2	1-2	7	1	3	0	1	0	1
Reinhardt, Katin	g 4-6	0-0	2	3	8	2	3	0	0
Bryan, Chass	g 0-0	0-0	0	0	0	1	1	0	0
Dukes, Kahlil	g 1-2	1-2	0	0	3	1	0	0	0
TEAM			1						
Totals	24-46	12-17	34	17	67	9	17	4	4

Arizona State	FG-A	FT-A	Reb	PF	TP	A	TO	BLK	S
Goodman, Savon	f 4-7	2-4	8	3	10	1	1	2	2
Jacobsen, Eric	f 4-7	0-1	7	3	8	1	1	0	2
McKissic, S.	f 5-18	5-7	9	3	16	0	2	0	5
Holder, Tra	g 2-7	2-3	2	4	6	3	3	0	1
Blakes, Gerry	g 2-9	0-0	4	0	4	1	1	0	1
Atwood, Willie	g 0-0	0-0	0	2	0	1	0	0	0
Murray, Chance	g 1-4	0-0	1	1	2	3	1	0	0
Gilling, Jonathan	g 1-4	0-0	0	2	3	0	1	0	0
Barnes, Bo	g 4-9	4-6	4	1	15	1	0	0	0
TEAM			4						
Totals	23-65	13-21	39	19	64	11	10	2	11

Halftime: Arizona State 38, USC 28. 3-point goals: USC 7-13 (Marquetti 1-2, Stewart 6-9, Reinhardt 0-1, Dukes 0-1), Arizona State 5-22 (Holder 0-1, Blakes 0-3, Murray 0-1, Gilling 1-4, Barnes 3-6). Officials: Randy McCall, Greg Nixon, Chris Rastatter. Technical Fouls: USC-None. Arizona State-None.

Game Three

Colorado 78, Oregon State 71

Colorado	FG-A	FT-A	Reb	PF	TP	A	TO	BLK	S
Gordon, Wesley	f 2-4	0-0	7	2	4	0	1	0	0
Scott, Josh	f 4-8	8-8	14	4	16	0	0	2	1
Booker, Askia	g 4-13	9-10	1	3	20	3	1	0	0
Fletcher, T.	g 5-8	1-1	5	1	12	2	7	1	0
Collier, D.	g 2-4	0-0	0	3	6	1	2	0	0
Johnson, Xavier	g 3-4	2-2	6	0	8	2	3	0	0
Talton, Xavier	g 1-3	0-0	3	1	2	2	0	0	2
Thomas, Dustin	g 3-4	4-5	1	4	10	0	2	0	0
Miller, Tory	g 0-0	0-0	0	0	0	0	1	0	0
Hopkins, Jaron	g 0-0	0-0	0	1	0	1	1	0	0
TEAM			2						
Totals	24-48	24-26	39	19	78	11	18	3	3

Oregon State	FG-A	FT-A	Reb	PF	TP	A	TO	BLK	S
Gomis, Daniel	f 1-3	4-8	6	3	6	1	1	0	2
Schaftenaar, Olaf	f 5-10	2-2	2	3	16	0	1	0	0
Payton II, Gary	g 7-16	2-5	5	3	17	3	1	1	3
Duvivier, Malcolm	g 7-14	1-1	4	2	17	3	1	0	3
Morris-Walker, L.	g 2-9	0-0	2	2	6	0	1	0	2
N'diaye, Cheikh	g 0-0	0-0	0	2	0	0	0	1	0
Sanders, Tanner	g 0-0	0-0	2	0	0	0	0	0	0
Reid, Jarmal	g 2-6	5-6	2	4	9	4	3	0	1
Livesay, Dylan	g 0-0	0-0	0	0	0	0	0	0	0
Dahlen, Matt	g 0-0	0-0	0	0	0	0	0	0	0
TEAM			3						
Totals	24-58	14-22	26	19	71	11	8	2	11

Halftime: Oregon State 40, Colorado 38. 3-point goals: Colorado 6-16 (Booker 3-6, Fletcher 1-4, Collier 2-4, Johnson 0-1, Talton 0-1), Oregon State 9-23 (Schaftenaar 4-8, Payton II 1-4, Duvivier 2-6, Langston-Walker 2-5). Officials: Verne Harris, Tony Padilla, Deron White. Technical Fouls: Colorado-None. Oregon State-None.

Game Four

Stanford 71, Washington 69

Washington	FG-A	FT-A	Reb	PF	TP	A	TO	BLK	S
Jarreau, Jernard	f 2-4	0-0	5	0	5	1	3	1	0
Dierickx, Gilles	c 1-2	0-0	1	3	2	0	0	0	2
Williams-Goss, N.	g 7-16	0-0	6	1	16	7	2	0	1
Anderson, Mike	g 3-5	0-0	10	2	9	7	3	0	1
Andrews, Andrew	g 9-18	0-2	2	3	22	0	2	0	2
Kingma, Dan	g 3-5	0-1	1	0	9	1	0	0	0
Kemp, Jr., Shawn	g 3-3	0-0	0	3	6	0	0	1	0
Dorsey, Donaven	g 0-0	0-0	0	0	0	0	0	0	0
TEAM			1						
Totals	28-53	0-3	26	12	69	16	10	2	6

Stanford	FG-A	FT-A	Reb	PF	TP	A	TO	BLK	S
Brown, Anthony	f 5-11	2-2	5	4	16	2	1	0	2
Allen, Rosco	f 2-7	0-0	4	3	4	0	0	1	1
Nastic, Stefan	c 10-16	1-2	5	1	21	1	3	0	0
Randle, Chasson	g 3-11	2-2	3	2	10	6	2	0	2
Allen, Marcus	g 2-4	2-2	9	2	6	2	2	0	1
Sanders, Christian	g 0-1	0-0	0	0	0	0	0	0	0
Cartwright, Robert	g 0-1	0-0	1	1	0	1	0	0	0
Travis, Reid	g 5-8	4-6	6	1	14	0	0	0	1
TEAM			2						
Totals	27-59	11-14	35	14	71	12	8	1	7

Halftime: Stanford 32, Washington 32. 3-point goals: Washington 13-20 (Jarreau 1-1, Williams-Goss 2-3, Anderson 3-3, Andrews 4-9, Kingma 3-4), Stanford 6-20 (Brown 4-7, Allen, R. 0-3, Randle 2-7, Allen, M. 0-1, Sanders 0-1, Cartwright 0-1). Officials: Michael Irving, Tommy Nunez, Mike Greenstein. Technical Fouls: Washington State-None. Stanford-None.

Game Five

Arizona 73, California 51

California	FG-A	FT-A	Reb	PF	TP	A	TO	BLK	S
Tarwater, Dwight	f 0-2	2-2	3	2	2	1	1	1	0
Kravish, David	f 3-13	0-0	12	2	6	0	3	2	0
Wallace, Tyrone	g 8-20	2-4	2	2	19	5	4	0	1
Bird, Jabari	g 4-10	0-0	2	2	10	0	3	0	2
Mathews, Jordan	g 1-7	0-0	9	1	3	1	2	0	1
Singer, Sam	g 2-5	1-2	2	2	5	2	1	0	0
Chauca, Brandon	g 1-1	0-0	0	0	2	0	0	0	0
Moute a Bidas, R.	g 0-0	0-0	0	0	0	0	0	0	0
Behrens, Christian	g 1-2	0-0	0	3	2	0	0	0	0
Okoroh, Kingsley	g 1-1	0-0	1	1	2	0	0	0	1
TEAM			5						
Totals	21-61	5-8	36	15	51	9	14	4	4

Arizona	FG-A	FT-A	Reb	PF	TP	A	TO	BLK	S
Johnson, Stanley	f 8-14	0-0	7	4	19</				

Game Six UCLA 96, USC 70

USC	FG-A	FT-A	Reb	PF	TP	A	TO	BLK	S
Martin, Malik	f 3-5	3-4	5	2	9	0	3	2	1
Jovanovic, Nikola	f 7-11	3-5	6	3	17	0	2	0	0
Jacobs, Julian	g 2-6	0-1	5	1	4	7	4	0	1
Marquetti, Malik	g 2-6	1-2	2	2	6	2	0	0	1
Stewart, Elijah	g 4-12	2-3	4	3	12	0	5	1	3
Clark, Darion	1-5	0-1	2	1	2	1	1	0	0
Reinhardt, Katin	7-11	1-2	1	0	20	0	2	0	0
Bryan, Chass	0-1	0-0	0	0	0	2	0	0	0
Dukes, Kahlil	0-0	0-0	0	1	0	0	1	0	0
Dhillon, Samer	0-1	0-0	0	0	0	0	0	0	1
Pflueger, Devon	0-1	0-0	2	0	0	0	0	0	0
TEAM			4						
Totals	26-59	10-18	31	13	70	12	18	3	6

UCLA	FG-A	FT-A	Reb	PF	TP	A	TO	BLK	S
Looney, Kevon	f 2-4	0-0	4	1	5	0	0	0	2
Parker, Tony	f 7-11	0-1	2	3	14	1	2	0	0
Powell, Norman	g 6-13	2-3	4	3	14	2	1	1	3
Hamilton, Isaac	g 13-17	3-3	0	2	36	4	3	0	2
Alford, Bryce	g 2-6	1-1	7	0	7	7	3	0	1
Kazemi, Nick	0-0	0-0	0	0	0	0	1	0	0
Alford, Kory	0-1	0-0	0	0	0	0	0	0	0
Brown, David	0-1	0-0	0	0	0	0	1	0	2
Goloman, Gyorgy	2-3	0-0	7	3	6	3	0	0	1
Allen, Noah	3-4	0-0	2	2	6	2	2	1	0
Welsh, Thomas	3-3	2-2	3	3	8	0	0	0	0
TEAM			3						
Totals	38-63	8-10	32	17	96	19	13	2	11

Halftime: UCLA 47, USC 29. 3-point goals: USC 8-22 (Marquetti 1-4, Stewart 2-8, Reinhardt 5-9, Chass 0-1), UCLA 12-20 (Looney 1-1, Powell 0-1, Hamilton 7-9, Alford, B. 2-4, Alford, K. 0-1, Goloman 2-3, Allen 0-1). Officials: Greg Nixon, Tony Padilla, Deidre Carr. Technical Fouls: USC-None. UCLA-Goloman, Gyorgy.

Game Eight Utah 80, Stanford 56

Stanford	FG-A	FT-A	Reb	PF	TP	A	TO	BLK	S
Allen, Rosco	f 2-7	0-0	2	2	5	1	2	0	1
Nastic, Stefan	c 4-13	3-3	4	5	11	2	2	0	0
Randle, Chasson	g 7-16	5-5	4	4	22	0	2	0	1
Allen, Marcus	g 3-4	2-3	1	3	8	0	2	0	1
Brown, Anthony	g 1-6	0-0	6	0	2	1	0	0	0
Sanders, Christian	0-0	0-0	0	1	0	0	0	0	0
Cartwright, Robert	0-1	0-0	0	1	0	2	0	0	1
Pickens, Dorian	0-1	3-4	2	1	3	0	0	0	1
Morgan, Wade	0-0	0-0	0	0	0	0	0	0	0
Travis, Reid	1-2	0-0	1	2	2	0	1	0	0
Bullock, Elliott	1-1	0-0	0	0	3	0	0	0	0
TEAM			4						
Totals	19-51	13-15	24	19	56	7	10	0	5

Utah	FG-A	FT-A	Reb	PF	TP	A	TO	BLK	S
Chapman, B.	f 2-5	4-4	3	3	8	0	2	0	0
Loveridge, Jordan	f 7-10	1-1	8	2	18	5	0	0	2
Poeltl, Jakob	f 5-7	6-8	5	2	16	2	1	1	0
Taylor, Brandon	g 2-7	0-0	3	2	6	1	1	0	2
Wright, Delon	g 7-11	2-3	7	0	20	5	2	3	1
Wright, Isaiah	2-3	0-0	2	3	6	1	1	0	0
Tucker, Dakarai	1-2	0-0	1	3	0	0	0	0	0
Eastman, Austin	0-0	0-0	1	1	0	0	1	0	0
Reyes, Chris	0-4	0-0	3	1	0	0	2	1	0
Bachynski, Dallin	1-2	1-2	3	3	3	1	1	1	0
Kuzma, Kyle	0-2	0-0	2	0	0	1	0	0	0
Olsen, Jeremy	0-1	0-0	0	0	0	0	0	0	0
TEAM			2						
Totals	27-54	14-18	39	18	80	16	11	6	5

Halftime: Stanford 39, Utah 34. 3-point goals: Stanford 5-14 (Allen, R. 1-3, Randle 3-6, Brown 0-2, Cartwright 0-1, Pickens 0-1, Bullock 1-1), Utah 12-19 (Loveridge 3-5, Taylor 2-5, Wright, D. 4-4, Wright, I. 2-3, Tucker 1-2). Officials: Dave Hall, Mike Reed, Frank Harvey. Technical Fouls: Stanford-None. Utah-None.

Game Ten Oregon 67, Utah 64

Utah	FG-A	FT-A	Reb	PF	TP	A	TO	BLK	S
Chapman, B.	f 1-4	0-0	3	4	2	1	0	0	0
Loveridge, Jordan	f 0-7	0-0	7	1	0	1	1	1	1
Poeltl, Jakob	f 2-7	3-8	8	0	7	2	2	0	0
Taylor, Brandon	g 9-15	0-0	2	2	24	2	4	0	1
Wright, Delon	g 5-8	5-7	9	2	16	5	2	1	2
Wright, Isaiah	0-0	0-0	1	1	0	0	1	0	0
Tucker, Dakarai	3-7	2-2	3	2	9	0	2	0	1
Reyes, Chris	1-1	2-2	0	1	4	0	0	0	0
Bachynski, Dallin	1-1	0-0	0	0	2	0	0	0	0
TEAM			3						
Totals	22-50	12-19	36	13	64	11	12	2	5

Oregon	FG-A	FT-A	Reb	PF	TP	A	TO	BLK	S
Bell, Jordan	f 1-3	0-0	3	5	2	0	2	3	0
Cook, Elgin	f 6-14	1-1	3	3	13	0	1	0	1
Brooks, Dillon	f 6-10	0-1	3	3	14	2	0	0	1
Young, Joseph	g 8-16	6-6	4	3	25	3	4	0	0
Abdul-Bassit, Jalil	g 1-3	0-0	0	1	3	0	1	0	2
Benjamin, Dwayne	3-4	1-2	4	2	8	0	0	0	0
Benson, Casey	0-2	2-2	3	2	2	2	1	0	3
Rorie, Ahmaad	0-1	0-0	1	0	0	0	0	0	0
TEAM			3						
Totals	25-53	10-12	24	19	67	7	9	3	7

Halftime: Utah 31, Oregon 30. 3-point goals: Utah 8-21 (Chapman 0-2, Loveridge 0-5, Taylor 6-9, Wright, D. 1-1, Tucker, 1-4), Oregon 7-19 (Cook 0-1, Brooks 2-3, Young 3-8, Abdul-Bassit 1-3, Benjamin 1-2, Benson 0-1, Rorie 0-1). Officials: Mike Scyphers, Tony Padilla, Greg Nixon. Technical Fouls: Utah-None. Oregon-None.

Game Seven Oregon 93, Colorado 85

Colorado	FG-A	FT-A	Reb	PF	TP	A	TO	BLK	S
Gordon, Wesley	f 2-2	0-0	1	3	4	0	1	0	0
Scott, Josh	f 6-10	4-7	6	3	16	2	1	1	2
Booker, Askia	g 4-14	2-2	5	5	12	5	3	0	1
Fletcher, T.	g 4-8	0-0	6	1	9	1	0	0	0
Collier, D.	g 4-12	5-5	3	4	14	3	1	0	0
Johnson, Xavier	4-4	1-4	4	4	10	0	3	0	0
Talton, Xavier	3-8	4-4	0	2	12	3	2	0	0
Stalzer, Eli	0-0	0-0	0	0	0	0	0	0	0
Thomas, Dustin	2-4	0-0	3	2	4	1	1	0	0
Miller, Tony	0-0	0-0	0	0	0	0	0	0	0
Hopkins, Jaron	2-4	0-1	6	0	4	0	1	0	2
TEAM			4						
Totals	31-66	16-23	38	24	85	15	13	1	5

Oregon	FG-A	FT-A	Reb	PF	TP	A	TO	BLK	S
Benjamin, D.	f 4-10	4-4	8	2	12	3	1	1	2
Cook, Elgin	f 8-10	4-6	2	3	20	1	1	0	0
Brooks, Dillon	f 3-9	5-6	8	4	11	0	0	0	1
Young, Joseph	g 12-22	3-4	7	2	30	4	4	0	3
Abdul-Bassit, Jalil	5-9	2-2	0	3	15	1	0	1	0
Bell, Jordan	0-0	0-0	4	5	0	1	0	0	0
Benson, Casey	1-2	3-4	3	1	5	2	1	0	1
Rorie, Ahmaad	0-0	0-0	0	1	0	0	0	0	0
Chandler, Michael	0-0	0-0	0	0	0	0	0	0	2
TEAM			3						
Totals	33-62	21-26	35	21	93	11	8	2	7

Halftime: Colorado 37, Oregon 34. 3-point goals: Colorado 7-23 (Booker 2-9, Fletcher 1-3, Collier 1-5, Johnson 1-1, Talton 2-4, Thomas 0-1), Oregon 6-19 (Benjamin 0-3, Brooks 0-2, Young 3-8, Bassit 3-6). Officials: Chris Rastatter, Tommy Nunez, Glen Mayberry. Technical Fouls: Colorado-None. Oregon-None.

Game Nine Arizona 70, UCLA 64

UCLA	FG-A	FT-A	Reb	PF	TP	A	TO	BLK	S
Looney, Kevon	f 2-6	0-0	4	3	5	1	0	0	1
Parker, Tony	c 4-8	7-9	4	4	15	0	3	1	0
Powell, Norman	g 8-17	4-4	4	2	21	2	2	1	1
Hamilton, Isaac	g 3-3	0-0	1	5	6	0	2	0	3
Alford, Bryce	g 3-12	2-2	4	2	10	2	3	0	1
Goloman, Gyorgy	0-2	0-0	1	4	0	1	0	1	0
Allen, Noah	0-1	0-0	2	1	0	1	1	0	0
Welsh, Thomas	3-4	1-2	4	2	7	2	0	0	0
TEAM			6						
Totals	23-53	14-17	30	23	64	9	11	3	6

Arizona	FG-A	FT-A	Reb	PF	TP	A	TO	BLK	S
Johnson, Stanley	f 4-12	4-6	9	0	15	3	1	2	1
Ashley, Brandon	f 9-11	6-7	7	3	24	0	0	1	0
Hollis-Jefferson, R.f	2-10	4-6	12	0	8	2	2	2	2
Tarczewski, Kaleb	c 1-3	3-6	1	5	5	0	0	0	0
McConnell, T.J.	g 3-9	2-2	6	2	10	11	5	0	3
Jackson-Cartwright	0-0	0-0	1	0	0	0	0	0	0
York, Gabe	2-6	0-0	0	0	6	1	1	0	0
Ristic, Dusan	0-0	0-0	0	1	0	0	0	0	0
Pitts, Elliott	1-4	0-0	0	2	2	0	0	0	0
TEAM			3						
Totals	22-55	19-27	39	13	70	17	9	5	6

FINAL POLLS

AP

March 16 - Final

1	Kentucky (65)	34-0	1,625
2	Villanova	32-2	1,522
3	Wisconsin	31-3	1,460
4	Duke	29-4	1,406
5	ARIZONA	31-3	1,405
6	Virginia	29-3	1,333
7	Gonzaga	32-2	1,229
8	Notre Dame	29-5	1,178
9	Iowa State	25-8	1,043
10	Kansas	26-8	995
11	Northern Iowa	30-3	979
12	Maryland	27-6	935
13	Oklahoma	22-10	740
14	Wichita State	28-4	737
15	North Carolina	24-11	703
16	Baylor	24-9	680
17	Louisville	24-8	614
18	SMU	27-6	485
19	UTAH	24-8	455
20	West Virginia	23-9	398
21	Arkansas	26-8	373
22	Georgetown	21-10	177
23	Michigan State	23-11	159
24	Butler	22-10	142
25	VCU	26-9	109

Others receiving votes:
26 OREGON

ESPN/USA Today

April 7 - Final

1	Duke (29)	35-4	773
2	Wisconsin	36-4	739
3	Kentucky (2)	38-1	720
4	ARIZONA	34-4	659
5	Notre Dame	32-6	614
6	Gonzaga	35-3	608
7	Michigan State	27-12	572
8	Virginia	30-4	525
9	Villanova	33-3	500
10	Louisville	27-9	474
11	Wichita St	30-5	452
12	North Carolina	26-12	403
13	Oklahoma	24-11	360
14	Northern Iowa	31-4	350
15	UTAH	26-9	342
16	Maryland	28-7	331
17	Kansas	27-9	330
18	West Virginia	25-10	286
19	Iowa State	25-9	243
20	Arkansas	27-9	143
21	Baylor	24-10	112
22	Xavier	23-14	106
23	Butler	23-11	89
24	NC State	22-14	88
25	OREGON	26-10	56

Others receiving votes:
28 UCLA

PAC-12 VS:

America East.....	1-1
American.....	4-0
Atlantic Coast.....	3-3
Atlantic Sun.....	2-0
Atlantic 10.....	1-3
Big East.....	4-2
Big Sky.....	8-2
Big South.....	3-0
Big Ten.....	3-6
Big 12.....	4-5
Big West.....	15-2
Colonial.....	3-0
Conference USA.....	9-1
Horizon.....	3-0
Ivy.....	2-0
Metro Atlantic.....	0-1
Mid-American.....	2-1
Mid-Eastern.....	4-0
Missouri Valley.....	1-0
Mountain West.....	13-4
Northeast.....	1-0
Ohio Valley.....	1-0
Patriot.....	1-2
Southeastern.....	4-7
Southern.....	1-0
Southland.....	2-0
Southwestern.....	7-0
Summit.....	4-0
Sun Belt.....	0-0
West Coast.....	10-5
Western Athletic.....	4-2
Non-Division I.....	3-0
Total - All.....	123-47 (.724)
Total - Div. I.....	121-47 (.720)

The Pac-12 posted a non-conference home record of 81-10 (.890).

DOUBLE-DOUBLES

Josh Hawkinson, WSU (20).....	20
Kevon Looney, UCLA (15).....	15
Josh Scott, COLO (23).....	8
Tony Parker, UCLA (8).....	7
Gary Payton II, OSU (7)*.....	7
Robert Upshaw, WASH (6).....	6
David Kravish, CAL (15).....	5
Tyrone Wallace, CAL (5).....	5
Savon Goodman, ASU (5).....	5
Anthony Brown, STAN (6).....	5
Stefan Nastic, STAN (5).....	5
Nikola Jovanovic, USC (6).....	5
Rondae Hollis-Jefferson, ARIZ (6).....	4
Wesley Gordon, COLO (5).....	4
T.J. McConell, ARIZ (3).....	3
Jakob Poeltl, UTAH (3).....	3
Stanley Johnson, ARIZ (3).....	3
Delon Wright, UTAH (7).....	3
Dwayne Benjamin, ORE (3).....	3
Elgin Cook, ORE (4).....	3
Kaleb Tarczewski, ARIZ (5).....	3
Darion Clark, USC (2).....	2
Eric Jacobsen, ASU (2).....	2
Bryce Alford, UCLA (2).....	2
Shaquille McKissic, ASU (3).....	2
Jordan Bell, ORE (2).....	2
Nigel Williams-Goss, WASH (3).....	2
Micahel Humphrey, STAN (2).....	2
Dillon Brooks, ORE (2).....	2
Langston Morris-Walker, OSU (2).....	2
Joseph Young, ORE (2).....	2
Travis Reid, STAN (1).....	1
Mike Anderson, WASH (2).....	1
Andrew Andrews, WASH (1).....	1
Que Johnson, WSU (1).....	1
Xavier Johnson, COLO (6).....	1
Marcus Allen, STAN (1).....	1
Tory Miller, COLO (1).....	1
Isaac Hamilton, UCLA (1).....	1
Ike Iroegbu, WSU (1).....	1
Jordan Loveridge, UTAH (11).....	1
Strahini Gavrilovic, USC (1).....	1
Norman Powell, UCLA (1).....	1

() - career totals

* - Includes triple-double

PAC-12 PLAYERS OF THE WEEK

11/17	Tyrone Wallace, Jr., CAL
11/24	Norman Powell, Sr., UCLA
12/1	Stanley Johnson, Fr., ARIZ
12/8	Tyrone Wallace, Jr., CAL
12/15	Delon Wright, Sr., UTAH
12/22	Elijah Stewart, Fr., USC
12/29	Anthony Brown, Sr., STAN
1/5	Chasson Randle, Sr., STAN
1/12	Kevon Looney, Fr., UCLA
1/19	Stanley Johnson, Fr., ARIZ
1/26	Gary Payton II, Jr., OSU
2/2	Norman Powell, Sr., UCLA
2/9	Joseph Young, Sr., ORE
2/16	Rondae Hollis-Jefferson, So., ARIZ
2/23	Andrew Andrews, Sr., WASH
3/2	Norman Powell, Sr., UCLA
3/9	Shaquille McKissic, Sr., ASU

2014-15 HOME ATTENDANCE

School (Arena Cap.)	Games	Att.	Avg.	Cap. Pct.
ARIZ (14,655)	17	248,046	14,591	99.6
ASU (10,734)	18	107,730	5,985	55.8
CAL (11,877)	18	145,775	8,099	68.2
COLO (11,064)	17	155,298	9,135	82.5
ORE (12,364)	19	117,962	6,209	50.2
OSU (10,400)	17	95,409	5,612	54.0
STAN (7,329)	19	84,336	4,439	60.6
UCLA (13,800)	17	131,079	7,711	55.9
USC (10,258)	16	56,836	3,552	34.6
UTAH (15,000)	17	205,717	12,101	80.7
WASH (10,000)	15	95,969	6,398	64.0
WSU (11,671)	14	44,662	3,190	27.3
Totals	204	1,488,819	7,298	

SCORING

	Cl	G	FG	3FG	FT	Pts	Avg/G
1. Young, Joseph-ORE	SR	36	265	91	124	745	20.7
2. Randle, Chasson-STAN	SR	37	217	90	200	724	19.6
3. Booker, Askia-COLO	SR	31	173	55	131	532	17.2
4. Wallace, Tyrone-CAL	JR	33	208	28	120	564	17.1
5. Lacy, DeVonte-WSU	SR	31	158	68	141	525	16.9
6. Powell, Norman-UCLA	SR	36	213	38	127	591	16.4
7. Williams-Goss, Nigel-WASH	SO	30	186	22	74	468	15.6
8. Alford, Bryce-UCLA	SO	36	171	93	119	554	15.4
9. Andrews, Andrew-WASH	JR	31	140	65	119	464	15.0
10. Brown, Anthony-STAN	SR	37	176	79	116	547	14.8
11. Hawkinson, Josh-WSU	SO	31	166	7	116	455	14.7
12. Wright, Delon-UTAH	SR	35	165	26	153	509	14.5
13. Scott, Josh-COLO	JR	26	130	1	115	376	14.5
14. Johnson, Stanley-ARIZ	FR	38	174	43	132	523	13.8
15. Mathews, Jordan-CAL	SO	33	143	70	92	448	13.6
16. Payton II, Gary-OSU	JR	31	162	27	65	416	13.4
17. Nastic, Stefan-STAN	SR	37	179	0	138	496	13.4
18. Cook, Elgin-ORE	JR	36	169	5	125	468	13.0
19. Reinhardt, Katin-USC	SO	31	137	61	53	388	12.5
20. McKissic, Shaquille-ASU	SR	34	145	42	91	423	12.4

REBOUNDING

	Cl	G	OFF	DEF	TOT	Avg/G
1. Hawkinson, Josh-WSU	SO	31	65	269	334	10.8
2. Looney, Kevon-UCLA	FR	36	122	209	331	9.2
3. Scott, Josh-COLO	JR	26	89	130	219	8.4
4. Payton II, Gary-OSU	JR	31	64	167	231	7.5
5. Wallace, Tyrone-CAL	JR	33	30	205	235	7.1
6. Jovanovic, Nikola-USC	SO	32	74	150	224	7.0
7. Kravish, David-CAL	SR	33	58	172	230	7.0
8. Brown, Anthony-STAN	SR	37	42	214	256	6.9
9. Gordon, Wesley-COLO	SO	34	87	146	233	6.9
10. Hollis-Jefferson, R.-ARIZ	SO	38	77	183	260	6.8
11. Poeltl, Jakob-UTAH	FR	34	92	138	230	6.8
12. Parker, Tony-UCLA	JR	34	93	136	229	6.7
13. Johnson, Stanley-ARIZ	FR	38	75	172	247	6.5
14. Nastic, Stefan-STAN	SR	37	90	149	239	6.5
15. Anderson, Mike-WASH	SR	31	58	133	191	6.2
16. Bell, Jordan-ORE	FR	35	66	148	214	6.1
17. Jacobsen, Eric-ASU	JR	34	84	118	202	5.9
18. Benjamin, Dwayne-ORE	JR	34	57	139	196	5.8
19. Clark, Darion-USC	SO	32	58	124	182	5.7
20. Johnson, Xavier-COLO	JR	29	46	116	162	5.6

FIELD GOAL PCT (Min. 3.0 made per game)

	Cl	G	FG	FGA	Pct.
1. Poeltl, Jakob-UTAH	FR	34	128	188	.681
2. Jacobsen, Eric-ASU	JR	34	102	163	.626
3. Kemp, Jr., Shawn-WASH	SR	27	110	181	.608
4. Tarczewski, Kaleb-ARIZ	JR	38	123	215	.572
5. Scott, Josh-COLO	JR	26	130	239	.544
6. Parker, Tony-UCLA	JR	34	150	276	.543
7. Cook, Elgin-ORE	JR	36	169	325	.520
8. Jovanovic, Nikola-USC	SO	32	154	299	.515
9. Ashley, Brandon-ARIZ	JR	38	166	323	.514
10. Wright, Delon-UTAH	SR	35	165	324	.509

ASSISTS

	Cl	G	Asst	Avg/G
1. McConnell, T.J.-ARIZ	SR	38	238	6.26
2. Williams-Goss, Nigel-WASH	SO	30	177	5.90
3. Wright, Delon-UTAH	SR	35	178	5.09
4. Alford, Bryce-UCLA	SO	36	176	4.89
5. Wallace, Tyrone-CAL	JR	33	131	3.97
6. Young, Joseph-ORE	SR	36	134	3.72
7. Holder, Tra-ASU	FR	32	115	3.59
8. Jacobs, Julian-USC	SO	32	113	3.53
9. Duvivier, Malcolm-OSU	SO	31	107	3.45
10. Iroegbu, Ike-WSU	SO	31	106	3.42

FREE THROW PCT (Min. 2.0 made per game)

	Cl	G	FTM	FTA	Pct
1. Young, Joseph-ORE	SR	36	124	134	.925
2. Randle, Chasson-STAN	SR	37	200	228	.877
3. Hawkinson, Josh-WSU	SO	31	116	136	.853
4. Alford, Bryce-UCLA	SO	36	119	142	.838
5. Wright, Delon-UTAH	SR	35	153	183	.836
6. Booker, Askia-COLO	SR	31	131	157	.834
7. Brooks, Dillon-ORE	FR	36	85	103	.825
8. Andrews, Andrew-WASH	JR	31	119	146	.815
9. Brown, Anthony-STAN	SR	37	116	146	.795
10. Mathews, Jordan-CAL	SO	33	92	117	.786

STEALS

	Cl	G	Stl	Avg/G
1. Payton II, Gary-OSU	JR	31	95	3.06
2. McConnell, T.J.-ARIZ	SR	38	83	2.18
3. Wright, Delon-UTAH	SR	35	73	2.09
4. Powell, Norman-UCLA	SR	36	66	1.83
5. McKissic, Shaquille-ASU	SR	34	56	1.65
6. Johnson, Stanley-ARIZ	FR	38	57	1.50
7. Booker, Askia-COLO	SR	31	44	1.42
Andrews, Andrew-WASH	JR	31	44	1.42
9. Randle, Chasson-STAN	SR	37	50	1.35
10. Taylor, Brandon-UTAH	JR	35	45	1.29

3-POINT FG PCT (Min. 1.0 made per game)

	Cl	G	3FG	FGA	Pct
1. Mathews, Jordan-CAL	SO	33	70	158	.443
2. Brown, Anthony-STAN	SR	37	79	179	.441
3. Taylor, Brandon-UTAH	JR	35	82	187	.439
4. Loveridge, Jordan-UTAH	JR	28	54	124	.435
5. Abdul-Bassit, Jalil-ORE	SR	35	59	136	.434
6. Kernich-Drew, Dexter-WSU	SR	31	42	97	.433
7. Gilling, Jonathan-ASU	SR	34	55	128	.430
8. Anderson, Mike-WASH	SR	31	38	91	.418
9. York, Gabe-ARIZ	JR	37	66	165	.400
10. Alford, Bryce-UCLA	SO	36	93	238	.391

3-POINT FG MADE

	Cl	G	3FG	Avg/G
1. Alford, Bryce-UCLA	SO	36	93	2.58
2. Young, Joseph-ORE	SR	36	91	2.53
3. Randle, Chasson-STAN	SR	37	90	2.43
4. Taylor, Brandon-UTAH	JR	35	82	2.34
5. Lacy, DeVonte-WSU	SR	31	68	2.19
6. Brown, Anthony-STAN	SR	37	79	2.14
7. Mathews, Jordan-CAL	SO	33	70	2.12
8. Andrews, Andrew-WASH	JR	31	65	2.10
9. Reinhardt, Katin-USC	SO	31	61	1.97
10. Loveridge, Jordan-UTAH	JR	28	54	1.93

BLOCKED SHOTS

	Cl	G	Blk	Avg/G
1. Bell, Jordan-ORE	FR	35	94	2.69
2. Poeltl, Jakob-UTAH	FR	34	63	1.85
3. Scott, Josh-COLO	JR	26	46	1.77
4. Kravish, David-CAL	SR	33	49	1.48
5. Gordon, Wesley-COLO	SO	34	47	1.38
6. Gomis, Daniel-OSU	JR	30	41	1.37
7. Jacobsen, Eric-ASU	JR	34	41	1.21
8. Payton II, Gary-OSU	JR	31	37	1.19
9. Stewart, Elijah-USC	FR	32	37	1.16
10. Hawkinson, Josh-WSU	SO	31	34	1.10

ASSIST/TURNOVER RATIO (Min. 3.0 assists/game)

	Cl	G	Asst	Avg	Turn	Avg	Ratio
1. McConnell, T.J.-ARIZ	SR	38	238	6.3	78	2.1	3.05
2. Wright, Delon-UTAH	SR	35	178	5.1	68	1.9	2.62
3. Williams-Goss, Nigel-WASH	SO	30	177	5.9	85	2.8	2.08
4. Taylor, Brandon-UTAH	JR	35	117	3.3	58	1.7	2.02
5. Alford, Bryce-UCLA	SO	36	176	4.9	89	2.5	1.98
6. Redding, Ny-WSU	FR	31	101	3.3	56	1.8	1.80
7. Iroegbu, Ike-WSU	SO	31	106	3.4	60	1.9	1.77
8. Payton II, Gary-OSU	JR	31	98	3.2	59	1.9	1.66
9. Young, Joseph-ORE	SR	36	134	3.7	87	2.4	1.54
10. Randle, Chasson-STAN	SR	37	112	3.0	75	2.0	1.49

MINUTES PLAYED

	Cl	G	Min.	Avg/G
1. Williams-Goss, Nigel-WASH	SO	30	1104	36.80
2. Young, Joseph-ORE	SR	36	1322	36.72
3. Randle, Chasson-STAN	SR	37	1347	36.41
4. Alford, Bryce-UCLA	SO	36	1307	36.31
5. Payton II, Gary-OSU	JR	31	1125	36.29
6. Brown, Anthony-STAN	SR	37	1320	35.68
7. Wallace, Tyrone-CAL	JR	33	1152	34.91
8. Duvivier, Malcolm-OSU	SO	31	1080	34.84
9. Powell, Norman-UCLA	SR	36	1244	34.56
10. Hamilton, Isaac-UCLA	SO	36	1222	33.94

SCORING OFFENSE

	G	W-L	Pts	Avg/G
1. Arizona	38	34-4	2911	76.6
2. Oregon	36	26-10	2713	75.4
3. Stanford	37	24-13	2676	72.3
4. UCLA	36	22-14	2590	71.9
5. Utah	35	26-9	2496	71.3
6. Washington State	31	13-18	2189	70.6
7. Arizona State	34	18-16	2360	69.4
8. Colorado	34	16-18	2345	69.0
9. Washington	31	16-15	2128	68.6
10. USC	32	12-20	2143	67.0
11. California	33	18-15	2195	66.5
12. Oregon State	31	17-14	1887	60.9

SCORING DEFENSE

	G	Pts	Avg/G
1. Utah	35	1999	57.1
2. Oregon State	31	1834	59.2
3. Arizona	38	2268	59.7
4. Arizona State	34	2263	66.6
5. California	33	2221	67.3
6. Stanford	37	2491	67.3
7. Washington	31	2105	67.9
8. UCLA	36	2453	68.1
9. Colorado	34	2317	68.1
10. Oregon	36	2550	70.8
11. USC	32	2271	71.0
12. Washington State	31	2373	76.5

SCORING MARGIN

	G	OFF	DEF	Margin
1. Arizona	38	76.6	59.7	+16.9
2. Utah	35	71.3	57.1	+14.2
3. Stanford	37	72.3	67.3	+5.0
4. Oregon	36	75.4	70.8	+4.5
5. UCLA	36	71.9	68.1	+3.8
6. Arizona State	34	69.4	66.6	+2.9
7. Oregon State	31	60.9	59.2	+1.7
8. Colorado	34	69.0	68.1	+0.8
9. Washington	31	68.6	67.9	+0.7
10. California	33	66.5	67.3	-0.8
11. USC	32	67.0	71.0	-4.0
12. Washington State	31	70.6	76.5	-5.9

FREE THROW PERCENTAGES

	G	FTM	FTA	Pct
1. Oregon	36	466	613	.760
2. Stanford	37	614	846	.726
3. Washington State	31	489	679	.720
4. Arizona	38	700	974	.719
5. Colorado	34	542	760	.713
6. Utah	35	534	760	.703
7. Oregon State	31	397	573	.693
8. Washington	31	405	593	.683
9. UCLA	36	507	750	.676
10. Arizona State	34	511	766	.667
11. California	33	368	567	.649
12. USC	32	399	629	.634

FIELD GOAL PERCENTAGES

	G	FG	FGA	Pct
1. Arizona	38	1009	2068	.488
2. Utah	35	849	1760	.482
3. Oregon	36	992	2143	.463
4. Arizona State	34	809	1818	.445
5. UCLA	36	930	2099	.443
6. California	33	821	1868	.440
7. Washington	31	765	1747	.438
8. Colorado	34	812	1861	.436
9. Stanford	37	908	2089	.435
10. Washington State	31	743	1712	.434
11. USC	32	787	1863	.422
12. Oregon State	31	665	1577	.422

FIELD GOAL PCT DEFENSE

	G	FG	FGA	Pct
1. Utah	35	704	1832	.384
2. Oregon State	31	576	1494	.386
3. Arizona	38	777	1951	.398
4. UCLA	36	855	2054	.416
5. Washington	31	765	1816	.421
6. USC	32	811	1923	.422
7. Oregon	36	902	2136	.422
8. Stanford	37	867	2048	.423
9. Colorado	34	807	1904	.424
10. California	33	783	1839	.426
11. Arizona State	34	821	1821	.451
12. Washington State	31	866	1850	.468

3-POINT FIELD GOAL PERCENTAGES

	G	FG	FGA	Pct
1. Utah	35	264	654	.404
2. Stanford	37	246	651	.378
3. UCLA	36	223	606	.368
4. Oregon	36	263	726	.362
5. Arizona	38	193	536	.360
6. California	33	185	515	.359
7. Arizona State	34	231	660	.350
8. Washington State	31	214	626	.342
9. Colorado	34	179	535	.335
10. Washington	31	193	579	.333
11. USC	32	170	517	.329
12. Oregon State	31	160	495	.323

3-POINT FIELD GOAL PCT DEFENSE

	G	FG	FGA	Pct
1. Oregon State	31	184	609	.302
2. Utah	35	169	537	.315
3. Oregon	36	232	704	.330
4. USC	32	224	679	.330
5. Washington	31	177	535	.331
6. Arizona	38	206	615	.335
7. California	33	156	465	.335
8. Colorado	34	249	705	.353
9. UCLA	36	281	790	.356
10. Arizona State	34	188	519	.362
11. Stanford	37	247	661	.374
12. Washington State	31	205	548	.374

REBOUNDING OFFENSE

	G	Reb	Avg/G
1. UCLA	36	1367	38.0
2. Colorado	34	1269	37.3
3. Stanford	37	1363	36.8
4. Arizona	38	1399	36.8
5. Oregon	36	1298	36.1
6. USC	32	1149	35.9
7. California	33	1171	35.5
8. Washington	31	1082	34.9
9. Arizona State	34	1184	34.8
10. Utah	35	1204	34.4
11. Washington State	31	1026	33.1
12. Oregon State	31	973	31.4

REBOUNDING DEFENSE

	G	Reb	Avg/G
1. Arizona	38	1065	28.0
2. Utah	35	1040	29.7
3. Arizona State	34	1055	31.0
4. Colorado	34	1100	32.4
5. Stanford	37	1207	32.6
6. Oregon State	31	1044	33.7
7. UCLA	36	1233	34.2
8. California	33	1142	34.6
9. Oregon	36	1252	34.8
10. Washington	31	1101	35.5
11. Washington State	31	1110	35.8
12. USC	32	1205	37.7

REBOUNDING MARGIN

	G	TEAM	OPP	Margin
1. Arizona	38	36.8	28.0	+8.8
2. Colorado	34	37.3	32.4	+5.0
3. Utah	35	34.4	29.7	+4.7
4. Stanford	37	36.8	32.6	+4.2
5. Arizona State	34	34.8	31.0	+3.8
6. UCLA	36	38.0	34.2	+3.7
7. Oregon	36	36.1	34.8	+1.3
8. California	33	35.5	34.6	+0.9
9. Washington	31	34.9	35.5	-0.6
10. USC	32	35.9	37.7	-1.8
11. Oregon State	31	31.4	33.7	-2.3
12. Washington State	31	33.1	35.8	-2.7

BLOCKED SHOTS

	G	Blocks	Avg/G
1. Utah	35	175	5.00
2. Washington	31	153	4.94
3. Oregon	36	157	4.36
4. USC	32	133	4.16
5. Oregon State	31	123	3.97
6. Colorado	34	133	3.91
7. UCLA	36	139	3.86
8. California	33	127	3.85
9. Arizona	38	131	3.45
10. Washington State	31	102	3.29
11. Stanford	37	102	2.76
12. Arizona State	34	79	2.32

ASSISTS

	G	Assists	Avg/G
1. Washington State	31	453	14.61
2. Oregon	36	508	14.11
3. Utah	35	489	13.97
4. Arizona	38	528	13.89
5. UCLA	36	498	13.83
6. Washington	31	412	13.29
7. Arizona State	34	431	12.68
8. California	33	411	12.45
9. USC	32	397	12.41
10. Oregon State	31	373	12.03
11. Colorado	34	400	11.76
12. Stanford	37	435	11.76

STEALS

	G	Steals	Avg/G
1. Oregon State	31	241	7.77
2. Arizona	38	275	7.24
3. UCLA	36	238	6.61
4. USC	32	208	6.50
5. Utah	35	208	5.94
6. Arizona State	34	199	5.85
7. Oregon	36	207	5.75
8. Colorado	34	194	5.71
9. Stanford	37	204	5.51
10. Washington	31	152	4.90
11. California	33	137	4.15
12. Washington State	31	120	3.874

TURNOVER MARGIN

	G	TEAM	OPP	Margin
1. Oregon State	31	11.8	14.7	+2.94
2. Arizona	38	11.0	13.8	+2.74
3. Stanford	37	10.8	11.5	+0.68
4. UCLA	36	11.9	12.2	+0.22
5. Utah	35	11.6	11.7	+0.03
6. Oregon	36	11.7	11.5	-0.22
7. Washington	31	11.6	11.2	-0.42
8. USC	32	14.0	13.3	-0.62
9. Arizona State	34	13.9	12.9	-1.09
10. California	33	11.1	9.6	-1.48
11. Colorado	34	13.2	11.3	-1.94
12. Washington State	31	11.8	9.6	-2.19

ASSIST/TURNOVER RATIO

	G	Ast	AvgTurn/Avg	Ratio
1. Arizona	38	13.9	11.0	1.26
2. Washington State	31	14.6	11.8	1.23
3. Oregon	36	14.1	11.7	1.21
4. Utah	35	14.0	11.6	1.20
5. UCLA	36	13.8	11.9	1.16
6. Washington	31	13.3	11.6	1.14
7. California	33	12.5	11.1	1.13
8. Stanford	37	11.8	10.8	1.09
9. Oregon State	31	12.0	11.8	1.02
10. Arizona State	34	12.7	13.9	0.91
11. Colorado	34	11.8	13.2	0.89
12. USC	32	12.4	14.0	0.89

OFFENSIVE REBOUNDS

	G	No.	Avg/G
1. UCLA	36	440	12.22
2. Colorado	34	400	11.76
3. Stanford	37	428	11.57
4. USC	32	366	11.44
5. Arizona	38	411	10.82
6. Arizona State	34	365	10.74
7. Washington	31	329	10.61
8. Oregon	36	372	10.33
9. Oregon State	31	293	9.45
10. Utah	35	322	9.20
11. Washington State	31	282	9.10
12. California	33	300	9.09

DEFENSIVE REBOUNDS

	G	No.	Avg/G
1. California	33	871	26.39
2. Arizona	38	988	26.00
3. UCLA	36	927	25.75
4. Oregon	36	926	25.72
5. Colorado	34	869	25.56
6. Stanford	37	935	25.27
7. Utah	35	882	25.20
8. USC	32	783	24.47
9. Washington	31	753	24.29
10. Arizona State	34	819	24.09
11. Washington State	31	744	24.00
12. Oregon State	31	680	21.94

3-POINT FIELD GOALS MADE

	G	3FG	Avg/G
1. Utah	35	264	7.54
2. Oregon	36	263	7.31
3. Washington State	31	214	6.90
4. Arizona State	34	231	6.79
5. Stanford	37	246	6.65
6. Washington	31	193	6.23
7. UCLA	36	223	6.19
8. California	33	185	5.61
9. USC	32	170	5.31
10. Colorado	34	179	5.26
11. Oregon State	31	160	5.16
12. Arizona	38	193	5.08



Joseph Young, Oregon
Pac-12 Scoring Leader - 20.7 ppg



T.J. McConnell, Arizona
Pac-12 Assists Leader - 6.26 apg

SCORING

	Cl	G	FG	3FG	FT	Pts	Avg/G
1. Young, Joseph-ORE	SR	18	131	44	53	359	19.9
2. Randle, Chasson-STAN	SR	18	100	42	106	348	19.3
3. Booker, Askia-COLO	SR	17	105	31	76	317	18.6
4. Powell, Norman-UCLA	SR	18	117	14	62	310	17.2
5. Lacy, DaVonte-WSU	SR	18	98	36	77	309	17.2
6. Williams-Goss, Nigel-WASH	SO	17	114	11	50	289	17.0
7. Andrews, Andrew-WASH	JR	18	90	39	79	298	16.6
8. Wallace, Tyrone-CAL	JR	18	101	11	71	284	15.8
9. Brown, Anthony-STAN	SR	18	91	43	56	281	15.6
10. Cook, Elgin-ORE	JR	18	92	4	79	267	14.8
11. Mathews, Jordan-CAL	SO	18	86	45	42	259	14.4
12. Alford, Bryce-UCLA	SO	18	79	43	52	253	14.1
Hawkinson, Josh-WSU	SO	18	84	0	85	253	14.1
14. Wright, Delon-UTAH	SR	18	77	13	84	251	13.9
15. PaytonII, Gary-OSU	JR	18	100	16	33	249	13.8
16. Reinhardt, Katin-USC	SO	17	83	39	25	230	13.5
17. Johnson, Stanley-ARIZ	FR	18	82	14	64	242	13.4
18. Nastic, Stefan-STAN	SR	18	82	0	76	240	13.3
19. Jovanovic, Nikola-USC	SO	18	89	0	51	229	12.7
20. McKissic, Shaquille-ASU	SR	18	79	21	49	228	12.7

REBOUNDING

	Cl	G	OFF	DEF	TOT	Avg/G
1. Hawkinson, Josh-WSU	SO	18	35	162	197	10.9
2. Looney, Kevon-UCLA	FR	18	54	105	159	8.8
3. Gordon, Wesley-COLO	SO	18	50	87	137	7.6
4. Kravish, David-CAL	SR	18	31	102	133	7.4
5. Brown, Anthony-STAN	SR	18	16	115	131	7.3
6. Goodman, Savon-ASU	JR	18	39	84	123	6.8
7. PaytonII, Gary-OSU	JR	18	27	95	122	6.8
8. Hollis-Jefferson, R.-ARIZ	SO	18	34	87	121	6.7
9. Johnson, Stanley-ARIZ	FR	18	37	79	116	6.4
10. Nastic, Stefan-STAN	SR	18	41	72	113	6.3
11. Wallace, Tyrone-CAL	JR	18	11	101	112	6.2
12. Parker, Tony-UCLA	JR	16	43	56	99	6.2
13. Bell, Jordan-ORE	FR	17	33	71	104	6.1
14. Anderson, Mike-WASH	SR	18	28	82	110	6.1
15. Jovanovic, Nikola-USC	SO	18	31	77	108	6.0
16. Poeltl, Jakob-UTAH	FR	17	35	64	99	5.8
17. Johnson, Xavier-COLO	JR	14	25	56	81	5.8
18. Jacobsen, Eric-ASU	JR	18	36	60	96	5.3
19. Benjamin, Dwayne-ORE	JR	18	28	66	94	5.2
20. Ashley, Brandon-ARIZ	JR	18	38	55	93	5.2

FIELD GOAL PCT (Min. 3.0 made per game)

	Cl	G	FG	FGA	Pct
1. Poeltl, Jakob-UTAH	FR	17	55	77	.714
2. Goodman, Savon-ASU	JR	18	76	133	.571
3. Tarczewski, Kaleb-ARIZ	JR	18	63	111	.568
4. Kemp, Jr., Shawn-WASH	SR	14	55	97	.567
5. Parker, Tony-UCLA	JR	16	69	126	.548
6. Cook, Elgin-ORE	JR	18	92	169	.544
7. McConnell, T.J.-ARIZ	SR	18	82	151	.543
8. Benjamin, Dwayne-ORE	JR	18	65	121	.537
9. Rayley, Jordan-WSU	SR	18	61	116	.526
10. Jovanovic, Nikola-USC	SO	18	89	170	.524

ASSISTS

	Cl	G	Asst	Avg/G
1. McConnell, T.J.-ARIZ	SR	18	113	6.28
2. Williams-Goss, Nigel-WASH	SO	17	90	5.29
3. Wright, Delon-UTAH	SR	18	95	5.28
4. Alford, Bryce-UCLA	SO	18	78	4.33
5. Holder, Tra-ASU	FR	18	76	4.22
6. Jacobs, Julian-USC	SO	18	75	4.17
7. Iroegbu, Ike-WSU	SO	18	71	3.94
8. Taylor, Brandon-UTAH	JR	18	68	3.78
9. Hamilton, Isaac-UCLA	SO	18	67	3.72
10. Wallace, Tyrone-CAL	JR	18	66	3.67

FREE THROW PCT (Min. 2.0 made per game)

	Cl	G	FTM	FTA	Pct
1. Young, Joseph-ORE	SR	18	53	58	.914
2. Wright, Delon-UTAH	SR	18	84	92	.913
3. Randle, Chasson-STAN	SR	18	106	121	.876
4. Hawkinson, Josh-WSU	SO	18	85	98	.867
5. Booker, Askia-COLO	SR	17	76	90	.844
6. Andrews, Andrew-WASH	JR	18	79	95	.832
7. Brooks, Dillon-ORE	FR	18	44	53	.830
8. Johnson, Stanley-ARIZ	FR	18	64	79	.810
9. Williams-Goss, Nigel-WASH	SO	17	50	62	.806
10. Mathews, Jordan-CAL	SO	18	42	54	.778

STEALS

	Cl	G	Stl	Avg/G
1. PaytonII, Gary-OSU	JR	18	55	3.06
2. Powell, Norman-UCLA	SR	18	36	2.00
Wright, Delon-UTAH	SR	18	36	2.00
4. McConnell, T.J.-ARIZ	SR	18	32	1.78
5. Booker, Askia-COLO	SR	17	29	1.71
6. Andrews, Andrew-WASH	JR	18	27	1.50
7. McKissic, Shaquille-ASU	SR	18	25	1.39
8. Looney, Kevon-UCLA	FR	18	24	1.33
9. Hollis-Jefferson, R.-ARIZ	SO	18	23	1.28
Johnson, Stanley-ARIZ	FR	18	23	1.28

3-POINT FG PCT (Min. 1.0 made per game)

	Cl	G	3FG	FGA	Pct
1. Kernich-Drew, Dexter-WSU	SR	18	32	62	.516
2. Mathews, Jordan-CAL	SO	18	45	95	.474
3. Taylor, Brandon-UTAH	JR	18	48	105	.457
4. Benjamin, Dwayne-ORE	JR	18	24	54	.444
5. Brown, Anthony-STAN	SR	18	43	98	.439
6. Allen, Rosco-STAN	JR	14	23	53	.434
7. Loveridge, Jordan-UTAH	JR	18	35	82	.427
8. York, Gabe-ARIZ	JR	17	29	72	.403
9. Reinhardt, Katin-USC	SO	17	39	97	.402
10. Abdul-Bassit, Jalil-ORE	SR	18	27	69	.391

3-POINT FG MADE

	Cl	G	3FG	Avg/G
1. Taylor, Brandon-UTAH	JR	18	48	2.67
2. Mathews, Jordan-CAL	SO	18	45	2.50
3. Young, Joseph-ORE	SR	18	44	2.44
4. Alford, Bryce-UCLA	SO	18	43	2.39
Brown, Anthony-STAN	SR	18	43	2.39
6. Randle, Chasson-STAN	SR	18	42	2.33
7. Reinhardt, Katin-USC	SO	17	39	2.29
8. Andrews, Andrew-WASH	JR	18	39	2.17
9. Lacy, DaVonte-WSU	SR	18	36	2.00
10. Loveridge, Jordan-UTAH	JR	18	35	1.94

BLOCKED SHOTS

	Cl	G	Blk	Avg/G
1. Bell, Jordan-ORE	FR	17	40	2.35
2. Gordon, Wesley-COLO	SO	18	32	1.78
3. Gomis, Daniel-OSU	JR	18	29	1.61
4. Poeltl, Jakob-UTAH	FR	17	25	1.47
5. Stewart, Elijah-USC	FR	18	25	1.39
6. PaytonII, Gary-OSU	JR	18	23	1.28
7. Kravish, David-CAL	SR	18	22	1.22
8. Welsh, Thomas-UCLA	FR	18	20	1.11
9. Okoroh, Kingsley-CAL	FR	16	17	1.06
10. Jacobsen, Eric-ASU	JR	18	19	1.06

ASSIST/TURNOVER RATIO (Min. 3.0 assists/game)

	Cl	G	Asst	Avg	Turn	Avg	Ratio
1. McConnell, T.J.-ARIZ	SR	18	113	6.3	36	2.0	3.14
2. Wright, Delon-UTAH	SR	18	95	5.3	32	1.8	2.97
3. Taylor, Brandon-UTAH	JR	18	68	3.8	27	1.5	2.52
4. Hamilton, Isaac-UCLA	SO	18	67	3.7	34	1.9	1.97
5. Iroegbu, Ike-WSU	SO	18	71	3.9	38	2.1	1.87
6. Williams-Goss, Nigel-WASH	SO	17	90	5.3	49	2.9	1.84
7. Randle, Chasson-STAN	SR	18	59	3.3	33	1.8	1.79
8. Young, Joseph-ORE	SR	18	59	3.3	34	1.9	1.74
9. Alford, Bryce-UCLA	SO	18	78	4.3	45	2.5	1.73
10. Jacobs, Julian-USC	SO	18	75	4.2	49	2.7	1.53

MINUTES PLAYED

	Cl	G	Min.	Avg/G
1. Williams-Goss, Nigel-WASH	SO	17	654	38.47
2. Young, Joseph-ORE	SR	18	676	37.56
3. PaytonII, Gary-OSU	JR	18	667	37.06
4. Alford, Bryce-UCLA	SO	18	664	36.89
5. Randle, Chasson-STAN	SR	18	659	36.61
6. Brown, Anthony-STAN	SR	18	658	36.56
7. Powell, Norman-UCLA	SR	18	651	36.17
8. Duvivier, Malcolm-OSU	SO	18	650	36.11
9. Andrews, Andrew-WASH	JR	18	641	35.61
10. Hamilton, Isaac-UCLA	SO	18	639	35.50

SCORING OFFENSE

	G	W-L	Pts	Avg/G
1. Arizona	18	16-2	1384	76.9
2. Oregon	18	13-5	1325	73.6
3. Stanford	18	9-9	1312	72.9
4. Washington State	18	7-11	1269	70.5
5. Utah	18	13-5	1250	69.4
6. UCLA	18	11-7	1233	68.5
7. Colorado	18	7-11	1210	67.2
8. Washington	18	5-13	1209	67.2
9. Arizona State	18	9-9	1203	66.8
10. USC	18	3-15	1188	66.0
11. California	18	7-11	1173	65.2
12. Oregon State	18	8-10	999	55.5

SCORING DEFENSE

	G	Pts	Avg/G
1. Utah	18	1016	56.4
2. Arizona	18	1042	57.9
3. Oregon State	18	1078	59.9
4. UCLA	18	1185	65.8
5. Arizona State	18	1238	68.8
6. Stanford	18	1269	70.5
7. Colorado	18	1273	70.7
8. Oregon	18	1288	71.6
9. California	18	1313	72.9
10. USC	18	1318	73.2
11. Washington	18	1330	73.9
12. Washington State	18	1405	78.1

SCORING MARGIN

	G	OFF	DEF	Margin
1. Arizona	18	76.9	57.9	+19.0
2. Utah	18	69.4	56.4	+13.0
3. UCLA	18	68.5	65.8	+2.7
4. Stanford	18	72.9	70.5	+2.4
5. Oregon	18	73.6	71.6	+2.1
6. Arizona State	18	66.8	68.8	-1.9
7. Colorado	18	67.2	70.7	-3.5
8. Oregon State	18	55.5	59.9	-4.4
9. Washington	18	67.2	73.9	-6.7
10. USC	18	66.0	73.2	-7.2
11. Washington State	18	70.5	78.1	-7.6
12. California	18	65.2	72.9	-7.8

FREE THROW PERCENTAGES

	G	FTM	FTA	Pct
1. Oregon	18	244	319	.765
2. Utah	18	252	343	.735
3. Arizona	18	331	451	.734
4. Washington	18	241	332	.726
5. Stanford	18	313	436	.718
6. Washington State	18	301	426	.707
7. Oregon State	18	207	299	.692
8. Colorado	18	269	390	.690
9. UCLA	18	234	343	.682
10. Arizona State	18	268	401	.668
11. California	18	192	292	.658
12. USC	18	207	320	.647

FIELD GOAL PERCENTAGES

	G	FG	FGA	Pct
1. Arizona	18	487	1005	.485
2. Utah	18	426	901	.473
3. Oregon	18	479	1031	.465
4. UCLA	18	448	1023	.438
5. Washington State	18	423	972	.435
6. Arizona State	18	412	949	.434
7. Stanford	18	436	1016	.429
8. Washington	18	429	1002	.428
9. California	18	437	1028	.425
10. Colorado	18	424	1008	.421
11. USC	18	442	1063	.416
12. Oregon State	18	355	883	.402

FIELD GOAL PCT DEFENSE

	G	FG	FGA	Pct
1. Utah	18	361	926	.390
2. Arizona	18	353	905	.390
3. Oregon State	18	349	874	.399
4. UCLA	18	414	971	.426
5. Colorado	18	442	1024	.432
6. Stanford	18	435	1001	.435
7. USC	18	467	1068	.437
8. Oregon	18	461	1035	.445
9. California	18	469	1032	.454
10. Washington State	18	507	1072	.473
11. Arizona State	18	452	953	.474
12. Washington	18	488	1020	.478

3-POINT FIELD GOAL PERCENTAGES

	G	FG	FGA	Pct
1. Utah	18	146	362	.403
2. Stanford	18	127	334	.380
3. Oregon	18	123	333	.369
4. California	18	107	300	.357
5. UCLA	18	103	295	.349
6. Washington State	18	122	351	.348
7. Arizona	18	79	232	.341
8. Colorado	18	93	280	.332
9. USC	18	97	299	.324
10. Arizona State	18	111	343	.324
11. Washington	18	110	341	.323
12. Oregon State	18	82	274	.299

3-POINT FIELD GOAL PCT DEFENSE

	G	FG	FGA	Pct
1. Utah	18	72	249	.289
2. Oregon	18	107	347	.308
3. Oregon State	18	106	341	.311
4. Arizona	18	98	298	.329
5. USC	18	128	367	.349
6. Stanford	18	106	303	.350
7. Washington State	18	118	330	.358
8. Washington	18	105	293	.358
9. Colorado	18	129	354	.364
10. California	18	90	238	.378
11. Arizona State	18	100	262	.382
12. UCLA	18	141	362	.390

REBOUNDING OFFENSE

	G	Reb	Avg/G
1. Arizona	18	676	37.6
2. Colorado	18	661	36.7
3. Stanford	18	656	36.4
4. UCLA	18	648	36.0
5. USC	18	613	34.1
6. California	18	607	33.7
7. Oregon	18	598	33.2
8. Arizona State	18	595	33.1
9. Utah	18	587	32.6
10. Washington State	18	583	32.4
11. Washington	18	564	31.3
12. Oregon State	18	520	28.9

REBOUNDING DEFENSE

	G	Reb	Avg/G
1. Arizona	18	492	27.3
2. Utah	18	558	31.0
3. Arizona State	18	566	31.4
4. UCLA	18	583	32.4
5. Stanford	18	613	34.1
6. Oregon	18	615	34.2
7. Washington	18	621	34.5
8. Colorado	18	628	34.9
9. Oregon State	18	629	34.9
10. Washington State	18	651	36.2
11. California	18	660	36.7
12. USC	18	692	38.4

REBOUNDING MARGIN

	G	TEAM	OPP	Margin
1. Arizona	18	37.6	27.3	+10.2
2. UCLA	18	36.0	32.4	+3.6
3. Stanford	18	36.4	34.1	+2.4
4. Colorado	18	36.7	34.9	+1.8
5. Arizona State	18	33.1	31.4	+1.6
6. Utah	18	32.6	31.0	+1.6
7. Oregon	18	33.2	34.2	-0.9
8. California	18	33.7	36.7	-2.9
9. Washington	18	31.3	34.5	-3.2
10. Washington State	18	32.4	36.2	-3.8
11. USC	18	34.1	38.4	-4.4
12. Oregon State	18	28.9	34.9	-6.1

BLOCKED SHOTS

	G	Blocks	Avg/G
1. Utah	18	86	4.78
2. Oregon State	18	75	4.17
3. USC	18	73	4.06
4. Colorado	18	71	3.94
5. California	18	66	3.67
6. Oregon	18	65	3.61
7. Arizona	18	64	3.56
8. UCLA	18	60	3.33
Washington	18	60	3.33
10. Washington State	18	56	3.11
11. Stanford	18	45	2.50
12. Arizona State	18	36	2.00

ASSISTS

	G	Assists	Avg/G
1. Washington State	18	259	14.39
2. Utah	18	254	14.11
3. Arizona	18	239	13.28
4. UCLA	18	236	13.11
5. Oregon	18	225	12.50
6. USC	18	221	12.28
7. Washington	18	220	12.22
8. Arizona State	18	210	11.67
9. Stanford	18	206	11.44
10. California	18	204	11.33
11. Colorado	18	202	11.22
12. Oregon State	18	193	10.72

STEALS

	G	Steals	Avg/G
1. Oregon State	18	124	6.89
2. Arizona	18	114	6.33
3. USC	18	113	6.28
4. UCLA	18	112	6.22
5. Colorado	18	111	6.17
6. Oregon	18	100	5.56
7. Utah	18	99	5.50
8. Arizona State	18	98	5.44
9. Washington	18	87	4.83
10. Stanford	18	86	4.78
11. California	18	74	4.11
12. Washington State	18	61	3.39

TURNOVER MARGIN

	G	TEAM	OPP	Margin
1. Arizona	18	10.8	14.1	+3.33
2. Oregon State	18	11.7	14.0	+2.28
3. UCLA	18	10.8	12.1	+1.33
4. Utah	18	10.4	11.1	+0.61
5. Oregon	18	11.1	11.6	+0.50
6. Stanford	18	10.7	10.9	+0.17
7. USC	18	13.6	13.3	-0.22
8. Washington	18	11.4	10.7	-0.78
9. Arizona State	18	13.6	12.3	-1.33
10. Colorado	18	13.3	11.7	-1.56
11. California	18	11.4	9.5	-1.94
12. Washington State	18	11.1	8.7	-2.39

ASSIST/TURNOVER RATIO

	G	Asst/Avg	Turn/Avg	Ratio
1. Utah	18	14.1	10.4	1.35
2. Washington State	18	14.4	11.1	1.30
3. Arizona	18	13.3	10.8	1.23
4. UCLA	18	13.1	10.8	1.22
5. Oregon	18	12.5	11.1	1.13
6. Washington	18	12.2	11.4	1.07
7. Stanford	18	11.4	10.7	1.07
8. California	18	11.3	11.4	0.99
9. Oregon State	18	10.7	11.7	0.91
10. USC	18	12.3	13.6	0.91
11. Arizona State	18	11.7	13.6	0.86
12. Colorado	18	11.2	13.3	0.85

OFFENSIVE REBOUNDS

	G	No.	Avg/G
1. UCLA	18	213	11.83
2. Colorado	18	210	11.67
3. Arizona	18	209	11.61
4. Stanford	18	202	11.22
5. Arizona State	18	190	10.56
6. USC	18	189	10.50
7. Washington	18	177	9.83
8. Oregon	18	169	9.39
9. California	18	163	9.06
10. Utah	18	151	8.39
11. Washington State	18	147	8.17
12. Oregon State	18	138	7.67

DEFENSIVE REBOUNDS

	G	No.	Avg/G
1. Arizona	18	467	25.94
2. Stanford	18	454	25.22
3. Colorado	18	451	25.06
4. California	18	444	24.67
5. Utah	18	436	24.22
Washington State	18	436	24.22
7. UCLA	18	435	24.17
8. Oregon	18	429	23.83
9. USC	18	424	23.56
10. Arizona State	18	405	22.50
11. Washington	18	387	21.50
12. Oregon State	18	382	21.22

3-POINT FIELD GOALS MADE

	G	3FG	Avg/G
1. Utah	18	146	8.11
2. Stanford	18	127	7.06
3. Oregon	18	123	6.83
4. Washington State	18	122	6.78
5. Arizona State	18	111	6.17
6. Washington	18	110	6.11
7. California	18	107	5.94
8. UCLA	18	103	5.72
9. USC	18	97	5.39
10. Colorado	18	93	5.17
11. Oregon State	18	82	4.56
12. Arizona	18	79	4.39



Washington State's Josh Hawkinson (left) led the Pac-12 in with 20 double-doubles and 10.8 rebounds per game.



OREGON STATE's Gary Payton II led the Pac-12 in steals, averaging 3.07 thefts per game. He also posted 13.4 points per game and 7.5 rebounds per game.

TEAM GAME HIGHS

Points
 113 UCLA vs Montana State (11/14/14)
 108 Washington State vs Oregon (01/15/15)

Field goals made
 42 Oregon vs Concordia (12/03/14)
 41 Oregon vs Coppin State (11/14/14)

Field goal attempts
 80 Oregon vs Concordia (12/03/14)
 77 Oregon at Washington State (01/15/15)

Field goal percentage
 .667 (30-45) Utah vs North Dakota (11/28/14)
 .647 (33-51) Utah vs Carroll College (12/30/14)

3-Pt FG made
 18 Washington State vs UTSA (12/06/14)
 15 Stanford at UCLA (01/08/15)

3-Pt FG attempts
 36 Washington State at Oregon (02/08/15)
 33 Oregon vs Detroit (11/17/14)
 33 Washington State vs Idaho State (11/21/14)

3-Pt percentage
 .700 (14-20) Stanford vs UNLV (11/21/14)
 .692 (9-13) Oregon vs UCLA (01/24/15)

Free throws made
 38 Stanford vs South Dakota (11/16/14)
 36 Stanford vs Rhode Island (3/22/15)

Free throw attempts
 49 Stanford vs Rhode Island (3/22/15)
 48 Arizona State vs Pepperdine (12/13/14)

Free throw percentage
 1.000 (10-10) Oregon vs Washington (02/04/15)
 .938 (15-16) Washington State at Washington (1/10/15)

Rebounds
 60 Oregon vs Concordia (12/03/14)
 53 Oregon State vs Mississippi Valley S (12/3/14)

Assists
 28 UCLA vs Nicholls State (11/20/14)
 26 California vs ALCN-M (11/14/14)

Steals
 19 Oregon State vs Grambling State (12/15/14)
 17 UCLA vs Montana State (11/14/14)

Blocked Shots
 13 Oregon State vs Colorado (2/21/15)
 12 Oregon vs Portland State (11/30/14)
 12 Washington vs Eastern Washington (12/14/14)

Turnovers
 23 USC vs Portland State (11/15/14)
 23 UCLA vs North Carolina (11/27/14)
 23 USC vs Oregon State (02/14/15)

Fouls
 32 Colorado at USC (1/29/15)
 29 USC vs Colorado (1/29/15)
 29 Colorado vs Arizona State (03/01/15)

INDIVIDUAL PLAYER GAME HIGHS

Points
 43 Booker, Askia (Colorado) at USC (1/29/15)
 36 Hamilton, Isaac (UCLA) vs USC (03-12-15)

Field goals made
 14 Scott, Josh (Colorado) at Washington State (03/07/15)
 13 Williams-Goss, Nigel (Washington) vs Washington State (1/10/15)
 13 Young, Joseph (Oregon) at Washington State (01/15/15)
 13 Booker, Askia (Colorado) at USC (1/29/15)
 13 Hamilton, Isaac (UCLA) vs USC (03-12-15)

Field goal attempts
 27 Reinhardt, Katin (USC) vs Colorado (1/29/15)
 25 Randle, Chasson (Stanford) at UCLA (01/08/15)
 25 Young, Joseph (Oregon) at Washington State (01/15/15)
 25 Young, Joseph (Oregon) vs Wisconsin (03-22-15)

Field goal percentage
 1.000 (10-10) Poeltl, Jakob (Utah) vs North Dakota (11/28/14)
 1.000 (10-10) Stewart, Elijah (USC) at Boston College (12-21-14)
 1.000 (8-8) Goodman, Savon (Arizona State) vs UCLA (02-18-15)
 1.000 (8-8) Poeltl, Jakob (Utah) at Washington (03/07/15)

3-Pt FG made
 9 Reinhardt, Katin (USC) vs Colorado (1/29/15)
 9 Alford, Bryce (UCLA) vs SMU (03/19/15)

3-Pt FG attempts
 18 Reinhardt, Katin (USC) vs Colorado (1/29/15)
 13 Lacy, DaVonte (Washington State) vs Idaho State (11/21/14)
 13 Lacy, DaVonte (Washington State) vs Idaho (12/03/14)
 13 McLaughlin, Jordan (USC) vs Utah State (12/07/14)
 13 Randle, Chasson (Stanford) at UCLA (01/08/15)
 13 Alford, Bryce (UCLA) at Oregon State (1/22/15)

3-Pt percentage
 .833 (5-6) Dorsey, Donaven (Washington) vs San Jose State (11/27/14)
 .833 (5-6) Booker, Askia (Colorado) vs USF (12/03/14)
 .833 (5-6) Young, Joseph (Oregon) vs Oregon State (01-03-15)
 .833 (5-6) Andrews, Andrew (Washington) at Utah (1/25/15)
 .833 (5-6) Alford, Bryce (UCLA) vs USC (03/04/15)

Free throws made
 15 Randle, Chasson (Stanford) vs Rhode Island (3/22/15)
 14 Booker, Askia (Colorado) vs DePaul (12/22/14)

Free throw attempts
 19 Randle, Chasson (Stanford) vs Rhode Island (3/22/15)
 17 Looney, Kevon (UCLA) vs Montana State (11/14/14)
 17 Looney, Kevon (UCLA) vs Stanford (01/08/15)

Free throw percentage
 1.000 (14-14) Booker, Askia (Colorado) vs DePaul (12/22/14)
 1.000 (12-12) Randle, Chasson (Stanford) vs South Dakota (11/16/14)
 1.000 (12-12) Wright, Delon (Utah) at Arizona State (01-15-15)
 1.000 (10-10) Randle, Chasson (Stanford) vs Arizona (1/22/15)
 1.000 (10-10) Nastic, Stefan (Stanford) at Arizona (3/7/15)
 1.000 (10-10) Brown, Anthony (Stanford) vs Rhode Island (3/22/15)

Rebounds
 19 Looney, Kevon (UCLA) vs Stanford (01/08/15)
 17 Gordon, Wesley (Colorado) vs Washington (01/22/15)
 17 Scott, Josh (Colorado) at Oregon (02-18-15)
 17 Goodman, Savon (Arizona State) at Richmond (3/22/15)

Assists
 13 Alford, Bryce (UCLA) vs Nicholls State (11/20/14)
 12 Alford, Bryce (UCLA) vs Montana State (11/14/14)
 12 Williams-Goss, Nigel (Washington) vs Long Beach State (11/28/14)

Steals
 8 McConnell, T.J. (Arizona) vs Oregon State (1/30/15)
 6 McConnell, T.J. (Arizona) vs UC Irvine (11/19/14)
 6 Powell, Norman (UCLA) vs Long Beach State (11/23/14)
 6 PaytonII, Gary (Oregon State) vs Grambling State (12/15/14)

Blocked shots
 8 Upshaw, Robert (Washington) vs San Jose State (11/27/14)
 8 Bell, Jordan (Oregon) vs Arizona State (01-10-15)

Turnovers
 8 Redding, Ny (Washington State) vs UC Davis (12/28/14)
 8 Blakes, Gerry (Arizona State) at Arizona (1/4/15)
 8 Jacobs, Julian (USC) vs Oregon State (02/14/15)

NCAA TOURNAMENT

NCAA SECOND ROUND MARCH 19 AND 20

OREGON 79, Oklahoma State 73 (Omaha, Neb.)
ARIZONA 93, Texas Southern 72 (Portland, Ore.)
UCLA 60, SMU 59 (Louisville, Ky.)
UTAH 57, Stephen F. Austin 50 (Portland, Ore.)

NCAA THIRD ROUND MARCH 21 AND 22

Wisconsin 72, OREGON 65 (Omaha, Neb.)
ARIZONA 73, Ohio State 58 (Portland, Ore.)
UCLA 92, UAB 75 (Louisville, Ky.)
UTAH 75, Georgetown 64 (Portland, Ore.)

NCAA REGIONAL SEMIFINAL MARCH 26 AND 27

ARIZONA 68, Xavier 62 (Los Angeles, Calif.)
Gonzaga 74, UCLA 62 (Houston, Texas)
Duke 63, Utah 57 (Houston, Texas)

NCAA REGIONAL SEMIFINAL MARCH 28 AND 29

Wisconsin 85, ARIZONA 78 (Los Angeles, Calif.)

NIT

FIRST ROUND - March 17

STANFORD 77, UC Davis 64 (Palo Alto, Calif.)

FIRST ROUND - March 18

ARIZONA STATE 68, Connecticut 61 (Storrs, Conn.)

SECOND ROUND - March 22

STANFORD 74, Rhode Island 64 (Palo Alto, Calif.)
Richmond 76, ARIZONA STATE 70 (Richmond, Va.)

QUARTERFINAL - March 24

STANFORD 78, Vanderbilt 75 (Palo Alto, Calif.)

SEMIFINAL - March 31

STANFORD 67, Old Dominion 60 (New York, N.Y.)

FINAL - April 2

STANFORD 66, Miami (Fla.) 64 (OT) (New York, N.Y.)

CBI

FIRST ROUND - March 18

COLORADO 87, Gardner Webb 78 (Boulder, Colo.)

QUARTERFINAL - March 23

Seattle 72, COLORADO 65 (Seattle, Wash.)



Chasson Randle, NIT Most Outstanding Player



► **MGM Grand, Las Vegas, Nevada**
Host site of the 2016 Pac-12 Men's Basketball Tournament.



The Pac-12 Tournament enters its fourth year at the MGM's Grand Garden Arena. The Tournament will get underway on Wednesday, March 9 and conclude with the championship game on Saturday, March 12.

The Pac-12 Networks will broadcast all four men's games on Wednesday, three of the four men's quarterfinals on Thursday, and one semifinal on Friday. Meanwhile, one quarterfinal, one semifinal and the championship game will be broadcast by ESPN.

The Conference previously held a 10-team postseason tournament from 1987-90. On October 23, 2000, the Conference CEO Group/Council voted to reinstate a men's basketball tournament following the 2002 season.

The original Pac-10 Tournament was inaugurated following the 1986-87 season at UCLA's Pauley Pavilion where the host UCLA Bruins captured the first Pac-10 postseason title. Subsequent Tournaments were held at Arizona's McKale Center (1988), the Great Western Forum in Los Angeles (1989), and Arizona State's University Activity Center (1990). Arizona's Sean Elliott was tabbed the Most Outstanding Player in 1988 and again in 1989 as he led the Wildcats to a pair of Conference crowns. Arizona captured its third Pac-10 crown following the 1990 season, which happened to mark the end of the first run of the Pac-10 Tournament.

Arizona made it four in a row with the return of the Pac-10 Tournament in 2002. It was the first year in an 11-year run with the Los Angeles STAPLES Center serving as host of the league's postseason tournament. The Wildcats' streak ended the next year as Oregon captured its first tournament crown in 2003.

In 2004, Stanford nearly ran the table in the regular season, finishing league play with a 17-1 record. It's only loss came at Washington in the last game of the season. However, the Cardinal retaliated with a 77-66 victory over Washington in the championship game to capture the school's first-ever postseason conference crown. In 2005, it was Washington's turn. For the fourth consecutive year, a different school cut down the nets on Saturday as the Huskies claimed their first Tournament crown with a 81-72 victory over Arizona.

The UCLA Bruins were the fifth different team over five seasons to capture the Tournament title with their 71-52 victory over California in the 2006 championship game. What was different about the 2006 Pacific Life Tournament? It was the first time since the Pac-10 resurrected the league tournament that all 10 teams participated. In the previous four tournaments, only the top eight teams qualified for the Pac-10 Tournament.

Oregon returned to the award stand in 2007 with its' 81-57 victory over USC in the championship game. A record 84,477 fans attended the four-day Tournament. UCLA returned to the victory stand in 2008 with its 67-64 win over Stanford, catapulting the Bruins to their third consecutive NCAA Final Four appearance.

In 2009, USC became the lowest seeded team to win the Pac-10 Tournament. The Trojans entered tournament play as the No. 6 seed, then proceeded to knock off No. 3 California and No. 2 UCLA to reach the championship game. It was the fourth time USC played in the championship game, but this time it came out victorious with a 66-63 win over No. 4 Arizona State to win the Pac-10 Tournament crown.

Washington raised the championship hardware for the second time, with a 79-75 win over California in the 2010 Tournament, then successfully defended its crown with a thrilling 77-75 overtime victory over Arizona in 2011 as Husky guard Isaiah Thomas nailed the game-winner at the buzzer. Thomas earned his second Tournament Most Outstanding Player honors, joining former Arizona All-American Sean Elliott as the only two-time recipients of the award.

In 2012, the league's postseason tournament grew from nine to 11 games with the addition of expansion members Colorado and Utah. And it was the Colorado Buffaloes who ran the table, becoming the first team in the league's postseason history to win four games in four days to capture the 2012 Pac-12 Tournament title. Carlton Brown, the Pac-12 Tournament's Most Outstanding Player, led the Buffaloes with 15.8 points and 4.8 rebounds as Colorado earned the Pac-12's automatic berth in the NCAA Tournament. The 2012 Tournament marked the last year of an 11-year run for STAPLES Center.

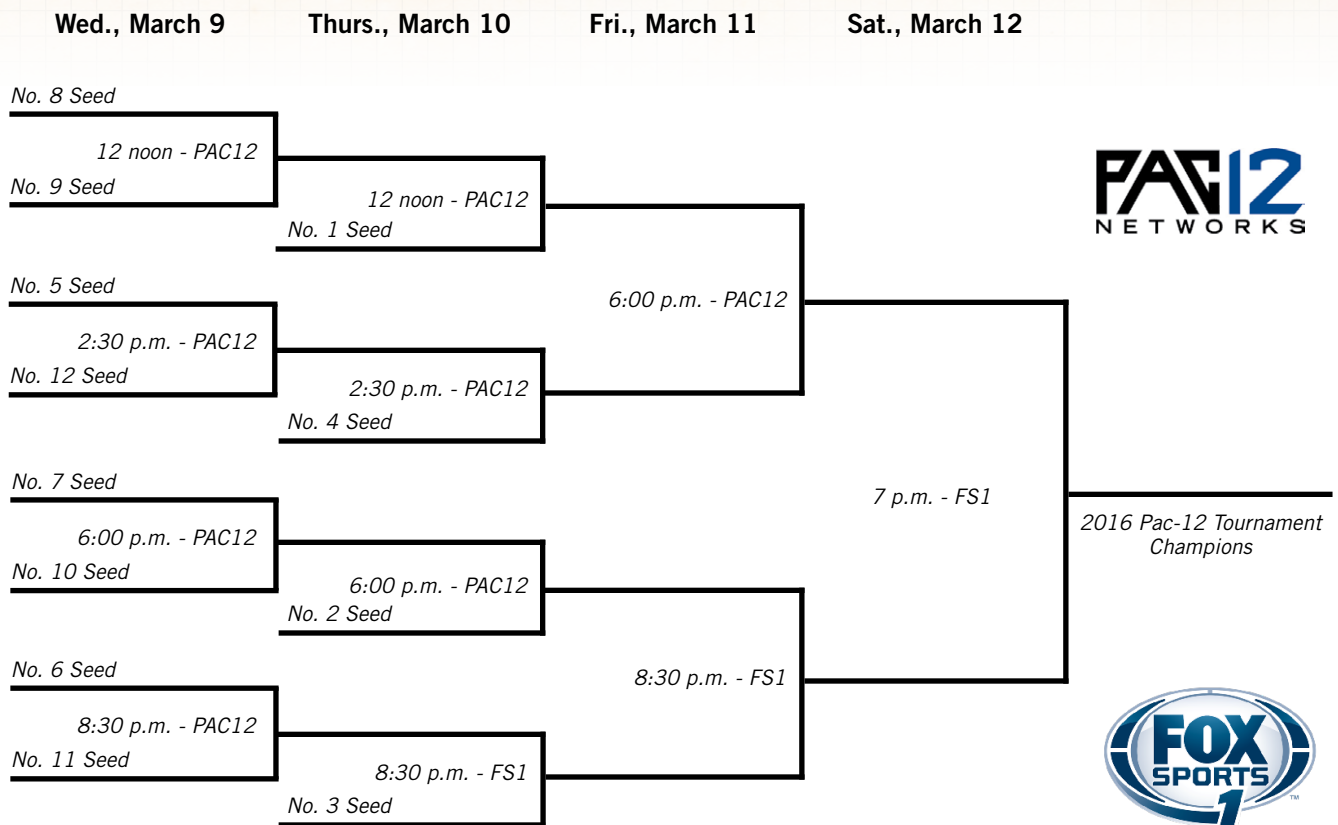
Viva Las Vegas! The Pac-12 moved the 2013 Tournament location to the bright lights of Las Vegas and the MGM Grand Garden Arena. The Oregon Ducks knocked off the Pac-12 regular season champion, 78-69, to capture their third Tournament crown. The Ducks were the fifth different school in a six-year span to win the Pac-12 Championship game.

UCLA captured its fourth Tournament crown in 2014, matching Arizona for most in league history. The Bruins knocked off regular season champion Arizona, 74-71 before a capacity crowd.

After a 13-year hiatus, the Arizona Wildcats finally returned to the award stand with its 80-52 win over Oregon. It was their fifth appearance in the championship game since they last claimed the Tournament crown in 2002, but Arizona captured the title in fine fashion with the largest margin of victory ever in the championship game. Arizona's Brandon Ashley garnered MVP honors after averaging 19.7 points and 6.3 rebounds, while shooting 73.1 percent from the field.



Arizona's Matt Muehlebach, the 1990 Tournament co-MVP. The only player ever to post a triple-double in Tournament history with 10 points, 11 rebounds and 10 assists vs. USC on Mar. 9, 1990.



PAC-12 TOURNAMENT STRUCTURE-SEEDING AND TIE-BREAKING PROCEDURES

Seeding: The seedings and pairings shall be determined upon completion of regular season play on Saturday, March 5. The won-lost percentage record of the teams in regular season Conference play will determine tournament seedings. The team with the best won-lost percentage in Conference play will be seeded #1, the next best won-lost percentage in Conference play will be seeded #2, and so forth through all the seeds.

Tie-Breakers: Tie breaking procedures for determining all tournament seeding will be:

1. Two-team tie

- Results of head-to-head competition during the regular season.
- Each team's record (won-lost percentage) vs. the team occupying the highest position in the final regular standings, and then continuing down through the standings until one team gains an advantage.

When arriving at another group of tied teams while comparing records, use each team's record (won-lost percentage) against the collective tied teams as a group (prior to that group's own tie-breaking procedure), rather than the performance against individual tied teams.

- Won-lost percentage against all Division I opponents.
- Coin toss conducted by the Commissioner or designee.

2. Multiple-team tie

- Results (won-lost percentage) of collective head-to-head competition during the regular season among the tied teams.
- If more than two teams are still tied, each of the tied team's record (won-lost percentage) vs. the team occupying the highest position in the final regular season standings, and then continuing down through the standings, eliminating teams with inferior records, until one team gains an advantage.

When arriving at another group of tied teams while comparing records, use each team's record (won-lost percentage) against the collective tied teams as a group (prior to that group's own tie-breaking procedure), rather than the performance against individual tied teams.

If at any point the multiple-team tie is reduced to two teams, the two-team tie-breaking procedure will be applied.

- Won-lost percentage against all Division I opponents.
- Coin toss conducted by the Commissioner or designee.

1987 PAC-10 TOURNAMENT

**Pauley Pavilion
Los Angeles**

Session 1 - Thur., March 5

Game 1: (8) ASU 76, (9) WSU 60
Game 2: (7) ORE 51, (10) USC 49
Attendance: 4,851

Session 2 - Fri., March 6

Game 3: (4) CAL 64, (5) OSU 57
Game 4: (1) UCLA 99, ASU 83
Attendance: 8,918

Session 3 - Fri., March 6

Game 5: (3) WASH 86, (6) STAN 71
Game 6: (1) UCLA 99, (2) ARIZ 63
Attendance: 5,424

Session 4 - Sat., March 7

Game 7: UCLA 75, CAL 68
Game 8: WASH 70, ORE 56
Attendance: 9,352

Session 5 - Sun., March 8

Game 9: UCLA 76, WASH 64
Attendance: 9,117

1988 PAC-10 TOURNAMENT

**McKale Center
Tucson, Ariz.**

Session 1 - Thur., March 10

Game 1: (9) CAL 75, (8) USC 59
Game 2: (10) WASH 96, (7) ASU 82
Attendance: 12,635

Session 2 - Fri., March 11

Game 3: (4) STAN 88, (5) ORE 67
Game 4: (1) ARIZ 88, CAL 64
Attendance: 13,436

Session 3 - Fri., March 11

Game 5: (2) OSU 80, WASH 61
Game 6: (6) WSU 73, (3) UCLA 71
Attendance: 13,061

Session 4 - Sat., March 12

Game 7: ARIZ 97, STAN 83
Game 8: OSU 74, WSU 68, 2OT
Attendance: 13,549

Session 5 - Sun., March 13

Game 9: ARIZ 93, OSU 67
Attendance: 13,796

1989 PAC-10 TOURNAMENT

**Great Western Forum
Los Angeles**

Session 1 - Thur., March 9

Game 1: (8) WSU 78, (9) ORE 56
Game 2: (10) USC 94, (7) ASU 82
Attendance: 4,830

Session 2 - Fri., March 10

Game 3: (4) OSU 79, (5) CAL 66
Game 4: (1) ARIZ 62, WSU 54
Attendance: 7,195

Session 3 - Fri., March 10

Game 5: (2) STAN 66, USC 61
Game 6: (3) UCLA 64, (6) WASH 54
Attendance: 9,001

Session 4 - Sat., March 11

Game 7: ARIZ 98, OSU 87
Game 8: STAN 95, UCLA 86
Attendance: 10,565

Session 5 - Sun., March 12

Game 9: ARIZ 73, STAN 51
Attendance: 10,403

1990 PAC-10 TOURNAMENT

**University Activity Center
Tempe, Ariz.**

Session 1 - Thur., March 8

Game 1: (8) ASU 57, (9) WASH 51
Game 2: (7) USC 85, (10) WSU 68
Attendance: 4,567

Session 2 - Fri., March 9

Game 3: (4) UCLA 94, (5) ORE 76
Game 4: ASU 83, (1) OSU 75
Attendance: 4,380

Session 3 - Fri., March 9

Game 5: (2) ARIZ 80, USC 57
Game 6: (6) STAN 77, (3) CAL 61
Attendance: 8,079

Session 4 - Sat., March 10

Game 7: UCLA 79, ASU 78
Game 8: ARIZ 85, STAN 61
Attendance: 10,989

Session 5 - Sun., March 11

Game 9: ARIZ 94, UCLA 78
Attendance: 8,037

2002 PAC-10 TOURNAMENT

**STAPLES Center
Los Angeles**

Session 1 - Thur., March 7

Game 1: (1) ORE 86, (8) WASH 64
Game 2: (4) USC 103, (5) STAN 78
Attendance: 12,096

Session 2 - Thur., March 7

Game 3: (2) ARIZ 73, (7) ASU 56
Game 4: (3) CAL 67, (6) UCLA 61
Attendance: 17,839

Session 3 - Fri., March 8

Game 5: USC 89, ORE 78
Game 6: ARIZ 90, CAL 78
Attendance: 18,887

Session 4 - Sat., March 9

Game 7: ARIZ 81, USC 71
Attendance: 18,997

2003 PAC-10 TOURNAMENT

**STAPLES Center
Los Angeles**

Session 1 - Thur., March 13

Game 1: (8) UCLA 96, (1) ARIZ 89 (OT)
Game 2: (5) ORE 83, (4) ASU 82
Attendance: 14,441

Session 2 - Thur., March 13

Game 3: (7) USC 79, (2) STAN 74
Game 4: (3) CAL 69, (6) OSU 46
Attendance: 15,048

Session 3 - Fri., March 14

Game 5: ORE 75, UCLA 74
Game 6: USC 79, CAL 62
Attendance: 16,689

Session 4 - Sat., March 15

Game 7: ORE 74, USC 66
Attendance: 17,485

2004 PAC-10 TOURNAMENT

**STAPLES Center
Los Angeles**

Session 1 - Thur., March 11

Game 1: (1) STAN 68, (8) WSU 47
Game 2: (5) ORE 87, (4) CAL 82
Attendance: 13,270

Session 2 - Thur., March 11

Game 3: (2) WASH 91, (7) UCLA 83
Game 4: (3) ARIZ 79, (6) USC 76
Attendance: 14,689

Session 3 - Fri., March 12

Game 5: STAN 70, ORE 63
Game 6: WASH 90, ARIZ 85
Attendance: 15,754

Session 4 - Sat., March 13

Game 7: STAN 77, WASH 66
Attendance: 16,413

2005 PAC-10 TOURNAMENT

**STAPLES Center
Los Angeles**

Session 1 - Thur., March 10

Game 1: (1) ARIZ 88, (8) CAL 63
Game 2: (5) OSU 79, (4) UCLA 72
Attendance: 14,014

Session 2 - Thur., March 10

Game 3: (2) WASH 95, (7) ASU 90 (OT)
Game 4: (3) STAN 60, (6) WSU 58
Attendance: 14,393

Session 3 - Fri., March 11

Game 5: ARIZ 90, OSU 59
Game 6: WASH 66, STAN 63
Attendance: 15,068

Session 4 - Sat., March 12

Game 7: WASH 81, ARIZ 72
Attendance: 18,672

2006 PAC-10 TOURNAMENT

**STAPLES Center
Los Angeles**

Session 1 - Wed., March 8

Game 1: (8) OSU 66, (9) ASU 63
Game 2: (7) ORE 66, (10) WSU 55
Attendance: 7,936

Session 2 - Thur., March 9

Game 3: (4) ARIZ 73, (5) STAN 68
Game 4: (1) UCLA 79, OSU 47
Attendance: 15,144

Session 3 - Thur., March 9

Game 5: (3) CAL 82, (6) USC 67
Game 6: (7) ORE 84, (2) WASH 73
Attendance: 15,321

Session 4 - Fri., March 10

Game 7: UCLA 71, ARIZ 59
Game 8: CAL 91, ORE 87 (2OT)
Attendance: 17,856

Session 5 - Sat., March 12

Game 9: UCLA 71, CAL 52
Attendance: 18,544

2007 PAC-10 TOURNAMENT

**STAPLES Center
Los Angeles**

Session 1 - Wed., March 7

Game 1: (8) CAL 70, (9) OSU 51
Game 2: (7) WASH 59, (10) ASU 51
Attendance: 15,119

Session 2 - Thur., March 8

Game 3: (4) ORE 69, (5) ARIZ 50
Game 4: CAL 76, UCLA 69 (OT)
Attendance: 16,318

Session 3 - Thur., March 8

Game 5: (3) USC 83, (6) STAN 79 (OT)
Game 6: (2) WSU 74, WASH 64
Attendance: 16,585

Session 4 - Fri., March 9

Game 7: ORE 81, CAL 63
Game 8: USC 70, WSU 61
Attendance: 18,196

Session 5 - Sat., March 10

Game 9: ORE 81, USC 57
Attendance: 18,259

2008 PAC-10 TOURNAMENT

**STAPLES Center
Los Angeles**

Session 1 - Wed., March 12

Game 1: (8) CAL 84, (9) WASH 81
Game 2: (7) ARIZ 87, (10) OSU 56
Attendance: 11,642

Session 2 - Thur., March 13

Game 3: (4) USC 59, (5) ASU 55
Game 4: (1) UCLA 88, CAL 66
Attendance: 17,194

Session 3 - Thur., March 13

Game 5: (3) WSU 75, (6) ORE 70
Game 6: (2) STAN 75, ARIZ 64
Attendance: 16,442

Session 4 - Fri., March 14

Game 7: UCLA 57, USC 54
Game 8: STAN 75, WSU 68
Attendance: 18,997

Session 5 - Sat., March 15

Game 9: UCLA 67, STAN 64
Attendance: 17,534

2009 PAC-10 TOURNAMENT

**STAPLES Center
Los Angeles**

Session 1 - Wed., March 11

Game 1: (9) STAN 62, (8) OSU 54
Game 2: (7) WSU 62, (10) ORE 40
Attendance: 10,964

Session 2 - Thur., March 12

Game 3: (4) ASU 68, (5) ARIZ 56
Game 4: (1) WASH 85, STAN 73
Attendance: 14,732

Session 3 - Thur., March 12

Game 5: (6) USC 79, (3) CAL 75
Game 6: (2) UCLA 64, WSU 53
Attendance: 16,271

Session 4 - Fri., March 13

Game 7: ASU 75, WASH 65
Game 8: USC 65, UCLA 55
Attendance: 18,497

Session 5 - Sat., March 14

Game 9: USC 66, ASU 63
Attendance: 16,988

2010 PAC-10 TOURNAMENT

STAPLES Center
Los Angeles

Session 1 - Wed., March 10
Game 1: (8) ORE 82, (9) WSU 80 (OT)
Attendance: 6,090

Session 2 - Thur., March 11
Game 2: (5) UCLA 75, (4) ARIZ 69
Game 3: (1) CAL 90, ORE 74
Attendance: 12,125

Session 3 - Thur., March 11
Game 4: (7) STAN 70, (2) ASU 61
Game 5: (3) WASH 59, (6) OSU 52
Attendance: 12,255

Session 4 - Fri., March 12
Game 6: CAL 85, UCLA 72
Game 7: WASH 79, STAN 64
Attendance: 15,971

Session 5 - Sat., March 13
Game 8: WASH 79, CAL 75
Attendance: 15,851

2011 PAC-10 TOURNAMENT

STAPLES Center
Los Angeles

Session 1 - Wed., March 9
Game 1: (9) OSU 69, (8) STAN 67
Game 2: (7) ORE 76, (10) ASU 69
Attendance: 7,814

Session 2 - Thur., March 10
Game 3: (4) USC 70, (5) CAL 56
Game 4: (1) ARIZ 78, (9) OSU 69
Attendance: 10,782

Session 3 - Thur., March 10
Game 5: (7) ORE 76, (2) UCLA 59
Game 6: (3) WASH 89, (6) WSU 87
Attendance: 12,191

Session 4 - Fri., March 11
Game 7: (1) ARIZ 67, (4) USC 62
Game 8: (3) WASH 89, (7) ORE 51
Attendance: 13,190

Session 5 - Sat., March 12
Game 9: (3) WASH 77, (1) ARIZ 75 (OT)
Attendance: 12,074

2012 PAC-12 TOURNAMENT

STAPLES Center
Los Angeles

Session 1 - Wed., March 7
Game 1: (9) OSU 69, (8) WSU 64
Game 2: (5) UCLA 55, (12) USC 40
Attendance: 5,973

Session 2 - Wed., March 7
Game 3: (7) STAN 85, (10) ASU 65
Game 4: (6) COLO 53, (11) UTAH 41
Attendance: 6,747

Session 3 - Thur., March 8
Game 5: (9) OSU 86, (1) WASH 84
Game 6: (4) ARIZ 66, (5) UCLA 58
Attendance: 8,780

Session 4 - Thur., March 8
Game 7: (2) CAL 77, (7) STAN 71
Game 8: (6) COLO 63, (3) ORE 62
Attendance: 9,317

Session 5 - Fri., March 9
Game 9: (4) ARIZ 72, (9) OSU 61
Game 10: (6) COLO 70, (2) CAL 59
Attendance: 11,615

Session 6 - Sat., March 10
Game 11: (6) COLO 53, (4) ARIZ 51
Attendance: 11,197

2013 PAC-12 TOURNAMENT

MGM Grand Garden Arena
Las Vegas, Nev.

Session 1 - Wed., March 13
Game 1: (9) ASU 89, (8) STAN 88 (OT)
Game 2: (5) COLO 74, (12) OSU 68
Attendance: 7,451

Session 2 - Wed., March 13
Game 3: (10) UTAH 69, (7) USC 66
Game 4: (6) WASH 64, (11) WSU 62
Attendance: 8,566

Session 3 - Thur., March 14
Game 5: (1) UCLA 86, (9) ASU 84
Game 6: (4) ARIZ 66, (5) COLO 58
Attendance: 12,915

Session 4 - Thur., March 14
Game 7: (10) UTAH 79, (2) CAL 69 (OT)
Game 8: (3) ORE 80, (6) WASH 77 (OT)
Attendance: 10,566

Session 5 - Fri., March 15
Game 9: (1) UCLA 68, (4) ARIZ 66
Game 10: (3) ORE 64, (10) UTAH 45
Attendance: 13,151

Session 6 - Sat., March 16
Game 11: (3) ORE 78, (1) UCLA 69
Attendance: 11,101

2014 PAC-12 TOURNAMENT

MGM Grand Garden Arena
Las Vegas, Nev.

Session 1 - Wed., March 12
Game 1: (8) UTAH 67, (9) WASH 61
Game 2: (5) COLO 59, (12) USC 56
Attendance: 8,734

Session 2 - Wed., March 12
Game 3: (7) ORE 88, (10) OSU 74
Game 4: (6) STAN 74, (11) WSU 63
Attendance: 9,047

Session 3 - Thur., March 13
Game 5: (1) ARIZ 71, (8) UTAH 39
Game 6: (5) COLO 59, (4) CAL 56
Attendance: 12,916

Session 4 - Thur., March 13
Game 7: (2) UCLA 82, (7) ORE 63
Game 8: (6) STAN 79, (3) ASU 58
Attendance: 12,916

Session 5 - Fri., March 14
Game 9: (1) ARIZ 63, (5) COLO 43
Game 10: (2) UCLA 84, (6) STAN 59
Attendance: 12,916

Session 6 - Sat., March 15
Game 11: (2) UCLA 75, (1) ARIZ 71
Attendance: 12,916

2015 PAC-12 TOURNAMENT

MGM Grand Garden Arena
Las Vegas, Nev.

Session 1 - Wed., March 11
Game 1: (8) CAL 84, (9) WSU 59
Game 2: (12) USC 67, (5) ASU 64
Attendance: 9,024

Session 2 - Wed., March 11
Game 3: (10) COLO 78, (7) OSU 71
Game 4: (6) STAN 71, (11) WASH 69
Attendance: 9,875

Session 3 - Thur., March 12
Game 5: (1) ARIZ 73, (8) CAL 51
Game 6: (4) UCLA 96, (12) USC 70
Attendance: 12,916

Session 4 - Thur., March 12
Game 7: (2) ORE 93, (10) COLO 85
Game 8: (3) UTAH 80, (6) STAN 56
Attendance: 12,916

Session 5 - Fri., March 13
Game 9: (1) ARIZ 70, (4) UCLA 64
Game 10: (2) ORE 67, (3) UTAH 64
Attendance: 12,916

Session 6 - Sat., March 14
Game 11: (1) ARIZ 80, (2) ORE 52
Attendance: 12,916

POINTS

Half: 25 Klay Thompson, Washington State vs. Washington, Mar. 10, 2011 (2nd)

Game: 43 Klay Thompson, Washington State vs. Washington, Mar. 10, 2011

Tournament: 83 Reggie Miller, UCLA, 1987 (3 games)

FIELD GOALS

Game: 15 Reggie Miller, UCLA vs. Arizona State, Mar. 6, 1987 (15-of-20)

15 Klay Thompson, Washington State vs. Washington, Mar. 10, 2011 (15-of-29)

Tournament: 27 Reggie Miller, UCLA, 1987 (3 games); Joseph Young, ORE< 2015 (3 games)

FIELD GOAL ATTEMPTS

Game: 29 Klay Thompson, Washington State vs. Washington, Mar. 10, 2011 (15-of-29)

Tournament: 60 Brook Lopez, Stanford, 2008 (25-of-60, 3 games)

FIELD GOAL PERCENTAGE

Game (min 10 made): 1.000 Bryce Taylor, Oregon vs. USC, Mar. 10, 2007 (11-of-11)

Tournament (min 15 made): .800 Isaac Hamilton, UCLA, 2015 (16-of-20, 2 games)

THREE-POINT FIELD GOALS

Game: 8 Klay Thompson, Washington State vs. Washington, Mar. 10, 2011 (8-of-14)

Tournament: 14 Chamberlain Oguchi, Oregon, 2006 (14-of-38, 3 games)

THREE-POINT FIELD GOAL ATTEMPTS

Game: 15 Jeremy Green, Stanford vs. Oregon State, Mar. 9, 2011 (7-of-15)

Tournament: 38 Chamberlain Oguchi, Oregon, 2006 (14-of-38, 3 games)

THREE-POINT FIELD GOAL PERCENTAGE

Game (min 3 made): 1.000 8 times. Last, Delon Wright, Utah, Mar. 12, 2015 (4-of-4)

Tournament (min 5 made): 1.000 Delon Wright, Utah, 2015 (5-of-5, 2 games)

FREE THROWS

Game: 15 Sean Elliott, Arizona vs. Stanford, Mar. 12, 1988 (15-of-16); Jared Cunningham, Oregon State vs. Stanford, Mar. 9, 2011

Tournament: 30 Leon Powe, California, 2006 (30-of-41, 3 games)

FREE THROW ATTEMPTS

Game: 20 Jared Cunningham, Oregon State vs. Stanford, Mar. 9, 2011 (15-of-20)

Tournament: 41 Leon Powe, California, 2006 (30-of-41, 3 games)

FREE THROW PERCENTAGE

Game (min 10 made): 1.000 Jason Gardner, Arizona vs. Arizona State, Mar. 7, 2003 (12-of-12); Eric Knox, Oregon State vs. Washington State, Mar. 12, 1988 2 OT (10-of-10); Adam Keefe, Stanford vs. California, Mar. 9, 1990 (10-of-10)

Tournament (min 15 made): 1.000, Jerome Randle, CAL, 2010 (16-of-16, 3 games)

REBOUNDS

Game: 20 Leon Powe, California vs. USC, Mar. 9, 2006

Offensive, Game: 11 Trevor Wilson, UCLA vs. Arizona, Mar. 11, 1990 (17 total)

Defensive, Game: 15 Kyle Anderson, UCLA vs. Arizona, Mar. 15, 2014 (15 total); Leon Powe, California vs. USC, Mar. 9, 2006 (20 total)

Tournament: 41 André Roberson, Colorado, 2012 (4 games); 37 Phil Zevenbergen, Washington, 1987 (3 games)

PERSONAL FOULS

Tournament: 15 Austin Dufault, Colorado, 2012 (4 games); 13 Keith Balderston, Oregon, 1987 (3 games); Sven Meyer, Oregon, 1987 (3 games); 13 Jordan Bell, Oregon, 2015 (3 games)

DISQUALIFICATIONS

Tournament: 2 Bryant Walton, California, 1988 (2 games); 2 Jordan Bell, Oregon, 2015 (3 games)

ASSISTS

Game: 12 David Girley, Oregon vs. Washington, Mar. 7, 1987; Matt Othick, Arizona vs. UCLA, Mar. 11, 1990; Isaiah Thomas, Washington vs. Oregon, Mar. 11, 2011

Tournament: 30 Isaiah Thomas, Washington, 2011 (3 games)

STEALS

Game: 7 James Harden, Arizona State vs. USC, Mar. 13, 2008

Tournament: 9 Carlton Brown, Colorado, 2012 (4 games); 9 Gary Payton, Oregon State, 1988 (3 games)

BLOCKED SHOTS

Game: 6 Josh Huestis, Stanford vs. Arizona State, Mar. 13, 2013

Tournament: 9 Sean Rooks, Arizona, 1990 (3 games)

TURNOVERS

Game: 9 Matt Othick, Arizona vs. USC, Mar. 9, 1990; Luke Ridnour, Oregon vs. Washington, Mar. 7, 2002

Tournament: 15 Jordan Farmar, UCLA, 2006 (3 games)


MINUTES

Game: 50 Earl Martin and Gary Payton, Oregon State vs. Washington State, Mar. 12, 1988 (2 OT)

Tournament: 135 André Roberson, Colorado (4 games); 126 Earl Martin, Oregon State, 1988 (3 games)



Klay Thompson, Washington State



Reggie Miller, UCLA – 1987 Pac-10 Tournament Most Outstanding Player

POINTS

Most, Game: 103 USC vs. STAN (78), Mar. 7, 2002
Most, Half: 59 ARIZ vs. OSU (21), Mar. 12, 2008 (1st); 59 ORE vs. COLO (48), Mar. 12, 2015 (2nd)
Most, Both Teams, Game: 185 ARIZ (98) vs. OSU (87), Mar. 11, 1989; UCLA (96) vs. ARIZ (89), Mar. 13, 2003 (OT); WASH (95), ASU (90), Mar. 10, 2005 (OT)
Fewest, Game: 39 UTAH vs. ARIZ, Mar. 13, 2014
Fewest, Half: 13 UTAH vs. ARIZ (34), Mar. 13, 2014 (1st)
Fewest, Both Teams, Game: 94 COLO (53) vs. UTAH (41), Mar. 7, 2012
Largest Margin, Game: 32 ARIZ (71) vs. UTAH (39), Mar. 13, 2014; UCLA (79) vs. OSU (47), Mar. 9, 2006
Most, Tournament: 278 ARIZ, 1988 (3 games)
Fewest Allowed, Tournament (min 3 games): 157 ARIZ, 2014
Biggest Margin, Tournament: 64 ARIZ, 1988 (278-214, 3 games)

FIELD GOALS

Most, Game: 39 UCLA vs. ASU, Mar. 6, 1987 (39-of-71)
Most, Both Teams, Game: 70 UCLA (39) vs. ASU (31), Mar. 6, 1987; ARIZ (37) vs. OSU (33), Mar. 11, 1989
Most, Tournament: 97 ARIZ, 2005 (97-of-178, 3 games)
Fewest, Game: 12 UTAH vs. ARIZ, Mar. 13, 2014 (12-of-47)
Fewest, Both Teams, Game: 29 COLO (15) vs. UTAH (14), Mar. 7, 2012
Fewest Allowed, Tournament (min 3 games): 79 COLO, 2012 (79-of-206, 4 games); 52 ARIZ, 2014 (52-of-156, 3 games)

FIELD GOAL ATTEMPTS

Most, Game: 88 ARIZ vs. UCLA, Mar. 13, 2003 (33-of-88) (OT)
Most, Both Teams, Game: 157 UCLA (69) vs. ARIZ (88), Mar. 13, 2003 (OT)
Most, Tournament: 207 UCLA, 1990 (3 games)
Fewest, Game: 28 STAN vs. ARIZ, Mar. 12, 1989 (19-of-28)
Fewest, Both Teams, Game: 73 STAN (28) vs. ARIZ (45), Mar. 12, 1989
Fewest Allowed, Tournament (min 3 games): 146 UCLA, 2008 (67-of-146, 3 games)

FIELD GOAL PERCENTAGE

Highest, Game: .683 CAL vs. USC, Mar. 10, 1988 (28-of-41)
Highest, Both Teams, Game: .589 ARIZ (24-of-45) vs. STAN (19-of-28), Mar. 12, 1989
Highest, Tournament (3 games): .587 STAN, 1989 (74-of-126, 3 games) (2 games): .563 WSU, 1988 (49-of-87)
Lowest, Game: .255 UTAH vs. ARIZ, Mar. 13, 2014 (12-of-47)
Lowest, Both Teams, Game: .315 UCLA (19-of-56) vs. USC (15-of-52), Mar. 7, 2012
Lowest Allowed, Tournament (3 games): .329 ARIZ, 1990 (68-of-207, 3 games)

THREE-POINT FIELD GOALS

Most, Game: 15 STAN vs. ASU, Mar. 13, 2013 (OT)
Most, Both Teams, Game: 26 STAN (15) vs. ASU (11), Mar. 13, 2012 (OT)
Most, Tournament: 34 ORE, 2007 (34-of-65, 3 games), 2007
Fewest, Game: 0, Six times. Last, WSU vs. ORE, Mar. 11, 2009 (0-of-6)
Fewest, Both Teams, Game: 0 ORE vs. USC, Mar. 5, 1987
Fewest Allowed, Tournament (min 3 games): 6 WASH, 1987 (6-of-18, 3 games)

THREE-POINT FIELD GOAL ATTEMPTS

Most, Game: 36 ARIZ vs. UCLA, Mar. 13, 2003
Most, Both Teams, Game: 55 STAN (33) vs. ASU (22), Mar. 13, 2013
Most, Tournament: 79 ORE, 2006 (28-of-79, 3 games)
Fewest, Game: 1 WASH vs. ASU, Mar. 8, 1990 (0-of-1)
Fewest, Both Teams, Game: 8 CAL (4) vs. OSU (4), Mar. 6, 1987
Fewest Allowed, Tournament (min 3 games): 18 WASH, 1987 (6-of-18, 3 games)

THREE-POINT FIELD GOAL PERCENTAGE

Highest, Game: .800 STAN vs. UCLA, Mar. 11, 1989 (4-of-5)
Highest, Both Teams, Game: .591 ORE (10-of-16) vs. OSU (3-of-6), Mar. 12, 2014 (13-of-22)
Highest, Tournament (3 games): .538 ARIZ, 1988 (21-of-39); STAN, 1989 (7-of-13) (2 games): .548 WSU, 2008 (17-of-31)
Lowest, Game: .000 ORE vs. WSU, Mar. 9, 1989 (0-of-11); WASH vs. ASU, Mar. 8, 1990 (0-of-1); WSU vs. ORE, Mar. 11, 2009 (0-of-6)
Lowest, Both Teams, Game: .000 ORE (0-of-4) vs. USC (0-of-6), Mar. 5, 1987 (0-of-10)
Lowest Allowed, Tournament (min 3 games): .190 ORE, 1987 (8-of-42, 3 games)

FREE THROWS

Most, Game: 33 CAL vs. ORE, Mar. 10, 2006 (2 OT) (33-of-43)
Most, Both Teams, Game: 53 WASH (29) vs. ASU (24), Mar. 10, 2005
Most, Tournament: 81 ARIZ, 1988 (81-of-103, 3 games)
Fewest, Game: 0 WASH vs. STAN, Mar. 11, 2015 (0-of-3)
Fewest, Both Teams, Game: 11 OSU (6) vs. CAL (5), Mar. 13, 2003; ORE (6) vs. ARIZ (5), Mar. 8, 2007; ORE (7) vs. USC (4), Mar. 10, 2007; WASH (0) vs. STAN (11), Mar. 11, 2015
Fewest Allowed, Tournament (min 3 games): 22 ARIZ, 2002 (22-of-39, 3 games)

FREE THROW ATTEMPTS

Most, Game: 44 STAN vs. UCLA, Mar. 11, 1989 (25-of-44)
Most, Both Teams, Game: 71 ARIZ (39) vs. STAN (32), Mar. 10, 1990
Most, Tournament: 105 ARIZ, 1990 (79-of-105, 3 games)
Fewest, Game: 1 STAN vs. ASU, Mar. 13, 2013 (1-of-1)
Fewest, Both Teams, Game: 17 WASH (3) vs. STAN (14), Mar. 11, 2015
Fewest Allowed, Tournament (min 3 games): 35 ARIZ, 2015 (28-of-35, 3 games)

FREE THROW PERCENTAGE

Highest, Game: 1.000 USC vs. ORE, Mar. 8, 2002 (22-of-22)
Highest, Both Teams, Game: .902 WASH (17-of-18) vs. CAL (20-of-23), Mar. 13, 2010
Highest, Tournament (3 games): .852 CAL, 2010 (52-of-61) (2 games): .871 ARIZ, 2010 (27-of-31)
Lowest, Game: .000 WASH (0-of-3) vs. STAN, Mar. 11, 2015
Lowest, Both Teams, Game: .492 OSU (17-of-32) vs. WASH (12-of-27), Mar. 8, 2012
Lowest Allowed, Tournament (min 3 games): .564 ARIZ, 2002 (22-of-39, 3 games)

REBOUNDS

Most, Game: 56 ARIZ vs. USC, Mar. 9, 1990
Most, Both Teams, Game: 94 UCLA (49) vs. ORE (45), Mar. 9, 1990
Most, Tournament: 149 ARIZ, 1990 (3 games)
Fewest, Game: 15 STAN vs. ARIZ, Mar. 12, 1989; USC vs. CAL, Mar. 9, 2006
Fewest, Both Teams, Game: 38 STAN (15) vs. ARIZ (23), Mar. 12, 1989
Largest Margin, Game: 25 CAL (40) vs. USC (15), Mar. 9, 2006
Largest Margin, Tournament: 31 WASH, 1987 (116-85, 3 games)
Fewest Allowed, Tournament (min 3 games): 76 CAL, 2006 (3 games)

ASSISTS

Most, Game: 23 ARIZ vs. OSU, Mar. 11, 1989
Most, Both Teams, Game: 42 ARIZ (22) vs. OSU (20), Mar. 13, 1988
Most, Tournament: 56 ARIZ, 1990 (3 games)
Fewest, Game: 3 ORE vs. WSU, Mar. 9, 1989; OSU vs. ARIZ, Mar. 12, 2008; ORE vs. WSU, Mar. 11, 2009
Fewest, Both Teams, Game: 12 COLO (6) vs. ARIZ (6), Mar. 10, 2012
Fewest Allowed, Tournament (min 3 games): 16 UCLA, 2006 (3 games)

STEALS

Most, Game: 14 USC vs. CAL, Mar. 14, 2003; ASU vs. USC, Mar. 13, 2008; UCLA vs. USC, Mar. 13, 2009
Most, Both Teams, Game: 24 UCLA (14) vs. USC (10), Mar. 13, 2009
Most, Tournament: 31 COLO, 2012 (4 games); 30 ORE, 2003 (3 games); ORE, 2011 (3 games)
Fewest, Game: 1 CAL vs. UCLA, Mar. 7, 1987; USC vs. CAL, Mar. 12, 2009; OSU vs. ORE, Mar. 12, 2014
Fewest, Both Teams, Game: 4 USC (3) vs. ARIZ (1), Mar. 9, 2002; WSU (2) vs. CAL (2), Mar. 11, 2015
Fewest Allowed, Tournament (min 3 games): 9 ARIZ, 2002 (3 games); USC, 2003 (3 games)

BLOCKED SHOTS

Most, Game: 9 ORE vs. WASH, Mar. 7, 2002
Most, Both Teams, Game: 13 ORE (9) vs. WASH (4), Mar. 7, 2002
Most, Tournament (min 3 games): 19 ARIZ, 1989 (3 games)
Fewest, Game: 0 Many times. Last, STAN vs. UTAH, Mar. 12, 2015
Fewest, Both Teams, Game: 0 CAL (0) vs. USC (0), Mar. 10, 1988
Fewest Allowed, Tournament (min 3 games): 1 ARIZ, 1988 (3 games)

PERSONAL FOULS

Most, Game: 42 ORE vs. UCLA, Mar. 9, 1990
Most, Both Teams, Game: 68 ORE (42) vs. UCLA (26), Mar. 9, 1990
Fewest, Game: 8 STAN vs. WSU, Mar. 11, 2005
Fewest, Both Teams, Game: 20 ARIZ (10) vs. CAL (10), Mar. 10, 2005
Most, Tournament: 62 COLO, 2012 (4 games); ORE, 2003 (3 games)
Fewest, Tournament (min 3 games): 40 UTAH, 2013; COLO, 2014

DISQUALIFICATIONS

Most, Game: 4 CAL vs. ARIZ, Mar. 11, 1988; UCLA vs. STAN, Mar. 11, 1989
Most, Both Teams, Game: 5 ORE (2) vs. ARIZ (3), Mar. 6, 1987; WASH (2) vs. ASU (3), Mar. 10, 2005
Most, Tournament: 5 CAL, 1988 (2 games)

POINTS

- 43 Klay Thompson, WSU vs. WASH, Mar. 10, 2011
- 41 Leon Powe, CAL vs. ORE, Mar. 10, 2006 (2 OT)
- 39 Reggie Miller, UCLA vs. ASU, Mar. 6, 1987
- 37 Salim Stoudamire, ARIZ vs. WASH, Mar. 12, 2005
- 36 Isaac Hamilton, UCLA vs. USC, Mar. 12, 2015
- 34 Jahii Carson, ASU vs. STAN, Mar. 13, 2013 (OT)
- 32 Sean Elliott, ARIZ vs. STAN, Mar. 12, 1988
Bryce Taylor, ORE vs. USC, Mar. 10, 2007
Tajuan Porter, ORE vs. WSU, Mar. 10, 2010
- 31 Chris Moore, USC vs. ASU, Mar. 9, 1989
Gary Payton, OSU vs. ASU, Mar. 9, 1990

FIELD GOALS

- 15 Klay Thompson, WSU vs. WASH, Mar. 10, 2011 (15-of-29)
Reggie Miller, UCLA vs. ASU, Mar. 6, 1987 (15-of-20)
- 14 Jahii Carson, ASU vs. STAN, Mar. 13, 2013 (14-of-22)
Leon Powe, CAL vs. ORE, Mar. 10, 2006 (14-of-17, 2 OT)
- 13 Isaac Hamilton, UCLA vs. USC, Mar. 12, 2015 (13-of-22)
Trevor Wilson, UCLA vs. ARIZ, Mar. 11, 1990 (13-of-27)
- 12 Joseph Young, ORE vs. COLO, Mar. 12, 2015 (12-of-20)
Earl Martin, OSU vs. WASH, Mar. 11, 1988 (12-of-16)
Todd Anderson, WSU vs. UCLA, Mar. 11, 1988 (12-of-15)
Gary Payton, OSU vs. ASU, Mar. 9, 1990 (12-of-24)
Hassan Adams, ARIZ vs. WASH, Mar. 9, 2004 (12-of-19)
Tajuan Porter, ORE vs. WSU, Mar. 10, 2010 (12-of-28)

FIELD GOAL ATTEMPTS

- 29 Klay Thompson, WSU vs. WASH, Mar. 10, 2011 (15-of-29)
- 28 Anthony Pendleton, USC vs. STAN, Mar. 10, 1989 (8-of-28)
Tajuan Porter, ORE vs. WSU, Mar. 10, 2010 (12-of-28)
- 27 Trevor Wilson, UCLA vs. ARIZ, Mar. 11, 1990 (13-of-27)
- 24 Gary Payton, OSU vs. ASU, Mar. 9, 1990 (12-of-24)
Brook Lopez, STAN vs. ARIZ, Mar. 13, 2008 (9-of-24)

FIELD GOAL PERCENTAGE (min 7 made)

- 1.000 Bryce Taylor, ORE vs. USC, Mar. 10, 2007 (11-of-11)
- 1.000 Travis Wear, UCLA vs. STAN, Mar. 14, 2014 (8-of-8)
- 1.000 Jordan Hill, ARIZ vs. OSU, Mar. 12, 2008 (7-of-7)
- .917 Anthony Cook, ARIZ vs. OSU, Mar. 11, 1989 (11-of-12)
- .909 Channing Frye, ARIZ vs. CAL, Mar. 10, 2005 (10-of-11)
- .900 Salim Stoudamire, ARIZ vs. USC, Mar. 9, 2002 (9-of-10)

THREE-POINT FIELD GOALS

- 8 Klay Thompson, WSU vs. WASH, Mar. 10, 2011 (8-of-14)
- 7 Isaac Hamilton, UCLA vs. USC, Mar. 12, 2015 (7-of-9)
Jeremy Green, STAN vs. OSU, Mar. 9, 2011 (7-of-15)
Salim Stoudamire, ARIZ vs. WASH, Mar. 12, 2005 (7-of-13)
Bryce Taylor, ORE vs. USC, Mar. 10, 2007 (7-of-7)
- 6 13 times. Last, Brandon Taylor, UTAH vs. ORE, Mar. 13, 2015 (6-of-9)

THREE-POINT FIELD GOAL ATTEMPTS

- 15 Jeremy Green, STAN vs. OSU, Mar. 9, 2011
- 14 Klay Thompson, WSU vs. WASH, Mar. 10, 2011 (8-of-14)
Anthony Pendleton, USC vs. STAN, Mar. 10, 1989 (6-of-14)
Mike Redhair, ASU vs. WASH, Mar. 8, 1990 (5-of-14)
Chamberlain Oguchi, ORE vs. WASH, Mar. 9, 2006 (6-of-14)
Derek Low, WSU vs. USC, Mar. 9, 2007 (5-of-14)
- 13 Kevin Kruger, ASU vs. WASH, Mar. 10, 2005 (5-of-13)
Salim Stoudamire, ARIZ vs. WASH, Mar. 12, 2005 (7-of-13)

THREE-POINT FIELD GOAL PERCENTAGE (min 3 made)

- 1.000 Bryce Taylor, ORE vs. USC, Mar. 10, 2007 (7-of-7)
Delon Wright, UTAH vs. STAN, Mar. 12, 2015 (4-of-4)
Mike Anderson, WASH vs. STAN, Mar. 11, 2015 (3-of-3)
Jabari Bird, CAL vs. WSU, Mar. 11, 2015 (3-of-3)
Luke Ridnour, ORE vs. UCLA, Mar. 14, 2003 (4-of-4)
Greg Hill, WASH vs. STAN, Mar. 6, 1987 (3-of-3)
Matt Muehlebach, ARIZ vs. UCLA, Mar. 11, 1990 (3-of-3)
Elston Turner, WASH vs. STAN, Mar. 12, 2009 (3-of-3)

FREE THROWS

- 15 Jared Cunningham, OSU vs. STAN, Mar. 9, 2011 (15-of-20)
Sean Elliott, ARIZ vs. STAN, Mar. 12, 1988 (15-of-16)
- 13 Reggie Miller, UCLA vs. CAL, Mar. 7, 1987 (13-of-15)
Leon Powe, CAL vs. ORE, Mar. 10, 2006 (13-of-18)
- 12 Jason Gardner, ARIZ vs. ASU, Mar. 7, 2002 (12-of-12)
Jesse Perry, ARIZ vs. UCLA, Mar. 8, 2012 (12-of-13)
Solomon Hill, ARIZ vs. UCLA, Mar. 8, 2012 (12-of-14)

FREE THROW ATTEMPTS

- 20 Jared Cunningham, OSU vs. STAN, Mar. 9, 2011 (15-of-20)
- 18 Leon Powe, CAL vs. ORE, Mar. 10, 2006 (13-of-18)
- 17 Leon Powe, CAL vs. USC, Mar. 9, 2006 (12-of-17)
- 16 Sean Elliott, ARIZ vs. STAN, Mar. 12, 1988 (15-of-16)
- 15 Sean Elliott, ARIZ vs. ORE, Mar. 6, 1987 (10-of-15)
Reggie Miller, UCLA vs. CAL, Mar. 7, 1987 (13-of-15)
Tony Wroten, WASH vs. OSU, Mar. 8, 2012 (9-of-15)

FREE THROW PERCENTAGE (min 9 made)

- 1.000 Jason Gardner, ARIZ vs. ASU, Mar. 7, 2002 (12-of-12)
Eric Knox, OSU vs. WSU, Mar. 12, 1988 (2 OT) (10-of-10)
Adam Keefe, STAN vs. CAL, Mar. 9, 1990 (10-of-10)
Tom Tolbert, ARIZ vs. CAL, Mar. 11, 1988 (9-of-9)
Gabe Pruitt, USC vs. CAL, Mar. 9, 2006 (9-of-9)

REBOUNDS

- 20 Leon Powe, CAL vs. USC, Mar. 9, 2006
- 18 Ike Diogu, ASU vs. ORE, Mar. 13, 2003
- 17 Trevor Wilson, UCLA vs. ARIZ, Mar. 11, 1990
- 16 Richard Solomon, CAL vs. COLO, Mar. 13, 2014
Alex Stepheson, USC vs. CAL, Mar. 10, 2011
Ryan Anderson, CAL vs. WASH, Mar. 12, 2008
Taj Gibson, USC vs. CAL, Mar. 12, 2009
- 15 Kyle Anderson, UCLA vs. ARIZ, Mar. 15, 2014
Ryan Anderson, CAL vs. OSU, Mar. 7, 2007
Landry Fields, STAN vs. WASH, Mar. 12, 2009
Eric Boateng, ASU vs. STAN, Mar. 11, 2010

ASSISTS

- 12 Isaiah Thomas, WASH vs. ORE, Mar. 11, 2011
David Girley, ORE vs. WASH, Mar. 7, 1987
Matt Othick, ARIZ vs. UCLA, Mar. 11, 1990
- 11 T.J. McConnell, ARIZ vs. UCLA, Mar. 13, 2015
Abdul Gaddy, WASH vs. WSU, Mar. 13, 2013
Isaiah Thomas, WASH vs. WSU, Mar. 10, 2011
Brandon Granville, USC vs. STAN, Mar. 7, 2002
- 10 Pooh Richardson, UCLA vs. WSU, Mar. 11, 1988
Gary Payton, OSU vs. ARIZ, Mar. 12, 1988
Reggie Moore, WSU vs. OSU, Mar. 7, 2012

STEALS

- 7 James Harden, ASU vs. USC, Mar. 13, 2008
- 6 Jared Cunningham, OSU vs. ARIZ, Mar. 10, 2011
Malcolm Armstead, ORE vs. WASH, Mar. 11, 2011
- 5 12 times. Last, Shaquille McKissic, ASU vs. USC, Mar. 11, 2015

BLOCKED SHOTS

- 6 Josh Huestis, STAN vs. ASU, Mar. 13, 2013
- 5 Ike Diogu, ASU vs. WASH, Mar. 10, 2005
Jason Washburn, UTAH vs. COLO, Mar. 7, 2012
Eric Moreland, OSU vs. COLO, Mar. 13, 2013
- 4 16 times. Last, David Kravish, CAL vs. COLO, Mar. 13, 2014

POINTS

- 83 Reggie Miller, UCLA, 1987 (3 games)
- 80 Leon Powe, CAL, 2006 (3 games)
- 74 Joseph Young, ORE, 2015 (3 games)
- 71 Sean Elliott, ARIZ, 1988 (3 games)
- 68 Luke Walton, ARIZ, 2002 (3 games)
- 67 Sean Elliott, ARIZ, 1989 (3 games)
- 66 Derrick Williams, ARIZ, 2011 (3 games)
- Desmon Farmer, USC, 2003 (3 games)
- 65 Brook Lopez, STAN, 2008 (3 games)
- 64 Chris Welp, WASH, 1987 (3 games)

FIELD GOALS

- 27 Joseph Young, ORE, 2015 (27-of-57, 3 games)
- 27 Reggie Miller, UCLA, 1987 (27-of-49, 3 games)
- 26 Luke Walton, ARIZ, 2002 (26-of-54, 3 games)
- 25 Earl Martin, OSU, 1988 (25-of-40, 3 games)
- Leon Powe, CAL, 2006 (25-of-43, 3 games)
- Brook Lopez, STAN, 2008 (25-of-60, 3 games)
- Carlton Brown, COLO, 2012 (25-of-50, 4 games)

FIELD GOAL ATTEMPTS

- 60 Brook Lopez, STAN, 2008 (25-of-60, 3 games)
- 57 Joseph Young, ORE, 2015 (27-of-57, 3 games)
- 54 Luke Walton, ARIZ, 2002 (26-of-54, 3 games)
- 51 Anthony Taylor, ORE, 1987 (22-of-51, 3 games)
- 50 Carlton Brown, COLO, 2012 (25-of-50, 4 games)

FIELD GOAL PERCENTAGE (min 15 made)

- .800 Isaac Hamilton, UCLA, 2015 (16-of-20, 2 games)
- .791 Isaac Austin, ASU, 1990 (19-of-24, 3 games)
- .767 Channing Frye, ARIZ, 2005 (23-of-30, 3 games)
- .762 Todd Anderson, WSU, 1988 (16-of-21, 2 games)
- .750 Bryce Taylor, ORE, 2007 (18-of-24, 3 games)

THREE-POINT FIELD GOALS

- 14 Chamberlain Oguchi, ORE, 2006 (14-of-38, 3 games)
- 13 Tajuan Porter, ORE, 2007 (13-of-21, 3 games)
- 11 Alex Austin, ASU, 1990 (11-of-22, 3 games)
- James Davis, ORE, 2003 (11-of-22, 3 games)
- Salim Stoudamire, ARIZ, 2005 (11-of-23, 3 games)
- Gabe Pruiitt, USC, 2007 (11-of-22, 3 games)

THREE-POINT FIELD GOAL ATTEMPTS

- 38 Chamberlain Oguchi, ORE, 2006 (14-of-28, 3 games)
- 29 Desmon Farmer, USC, 2003 (7-of-29, 3 games)
- 24 Joseph Young, ORE, 2015 (9-of-24, 3 games)
- 23 Salim Stoudamire, ARIZ, 2005 (11-of-30, 3 games)
- 22 Alex Austin, ASU, 1990 (11-of-22, 3 games)
- James Davis, ORE, 2003 (11-of-22, 3 games)
- Luke Ridnour, ORE, 2003 (10-of-22, 3 games)
- Gabe Pruiitt, USC, 2007 (11-of-22, 3 games)

THREE-POINT FIELD GOAL PERCENTAGE (min 5 made)

- 1.000 Delon Wright, UTAH, 2015 (5-of-5, 2 games)
- .833 Marcus Williams, ARIZ, 2006 (5-of-6, 2 games)
- .800 Bryce Taylor, ORE, 2007 (8-of-10, 3 games)
- .778 Isaac Hamilton, UCLA, 2015 (7-of-9, 2 games)
- .750 Steve Kerr, ARIZ, 1988 (9-of-12, 3 games)

FREE THROWS

- 30 Leon Powe, CAL, 2006 (30-of-41, 3 games)
- 26 Sean Elliott, ARIZ, 1989 (26-of-27, 3 games)
- 25 Sean Elliott, ARIZ, 1988 (25-of-29, 3 games)
- 23 Reggie Miller, UCLA, 1987 (23-of-25, 3 games)
- 23 Desmon Farmer, USC, 2003 (23-of-29, 3 games)

FREE THROW ATTEMPTS

- 41 Leon Powe, CAL, 2006 (30-of-41, 3 games)
- 29 Sean Elliott, ARIZ, 1988 (25-of-29, 3 games)
- 29 Desmon Farmer, USC, 2003 (23-of-29, 3 games)
- 28 Jesse Perry, ARIZ, 2012 (22-of-28, 3 games)
- 27 Jared Cunningham, OSU, 2011 (18-of-27, 2 games)
- Sean Elliott, ARIZ, 1989 (26-of-27, 3 games)
- Adam Keefe, STAN, 1989 (18-of-27, 3 games)
- Jason Gardner, ARIZ, 2002 (22-of-27, 3 games)

FREE THROW PERCENTAGE (min 15 made)

- 1.000 Jerome Randle, CAL, 2010 (16-of-16, 3 games)
- .963 Sean Elliott, ARIZ, 1989 (26-of-27, 3 games)
- .920 Reggie Miller, UCLA, 1987 (23-of-25, 3 games)
- .889 David Bluthenthal, USC, 2002 (16-of-18, 3 games)
- Anthony Goods, STAN, 2009 (16-of-18, 2 games)
- Norman Powell, UCLA, 2014 (16-of-18, 3 games)

REBOUNDS

- 41 André Roberson, COLO, 2012 (4 games)
- 37 Phil Zevenbergen, WASH, 1987 (3 games)
- 35 Ryan Anderson, CAL, 2007 (3 games)
- 34 Leon Powe, CAL, 2006 (3 games)
- 33 Brook Lopez, STAN, 2008 (3 games)
- 32 Taj Gibson, USC, 2009 (3 games)
- 31 Jesse Perry, ARIZ, 2012 (3 games)
- Kyle Anderson, UCLA, 2014 (3 games)
- 30 Trevor Wilson, UCLA, 1990 (3 games)
- 29 Luke Jackson, ORE, 2003 (3 games)
- Taj Gibson, USC, 2007 (3 games)

ASSISTS

- 30 Isaiah Thomas, WASH, 2011, (3 games)
- 24 Gary Payton, OSU, 1988 (3 games)
- 24 Brandon Granville, USC, 2002 (3 games)
- 24 Luke Ridnour, ORE, 2003 (3 games)
- 23 T.J. McConnell, ARIZ, 2015 (3 games)
- 22 Pooh Richardson, UCLA, 1987 (3 games)
- 21 Matt Othick, ARIZ, 1990 (3 games)

STEALS

- 11 Malcolm Armstead, ORE, 2011 (3 games)
- 9 Gary Payton, OSU, 1988 (3 games)
- Carlton Brown, COLO, 2012 (4 games)
- 8 Jared Cunningham, OSU, 2011 (2 games)
- 7 Dave Immel, UCLA, 1987 (3 games)
- Ken Lofton, ARIZ, 1988 (3 games)
- Ken Lofton, ARIZ, 1989 (3 games)
- Terry Taylor, STAN, 1989 (3 games)
- Matt Othick, ARIZ, 1990 (3 games)
- Nate Robinson, WASH, 2004 (3 games)
- James Harden, ASU, 2008 (1 game)
- Nic Wise, ARIZ, 2008 (2 games)
- Jared Cunningham, OSU, 2012 (3 games)
- Nate Tomlinson, COLO, 2012 (4 games)
- André Roberson, COLO, 2012 (4 games)
- Aaron Gordon, ARIZ, 2014 (3 games)

BLOCKED SHOTS

- 9 Sean Rooks, ARIZ, 1990 (3 games)
- Robin Lopez, STAN, 2008 (3 games)
- 8 Ed Stokes, ARIZ, 1990 (3 games)
- 7 Anthony Cook, ARIZ, 1988 (3 games)
- Taj Gibson, USC, 2008 (2 games)
- André Roberson, COLO, 2012 (4 games)

PAC-12 TOURNAMENT CHAMPIONS

1987 UCLA
 1988 ARIZONA
 1989 ARIZONA
 1990 ARIZONA
 2002 ARIZONA
 2003 OREGON
 2004 STANFORD
 2005 WASHINGTON
 2006 UCLA
 2007 OREGON
 2008 UCLA
 2009 USC
 2010 WASHINGTON
 2011 WASHINGTON
 2012 COLORADO
 2013 OREGON
 2014 UCLA
 2015 ARIZONA

COACHING RECORDS (active coaches are bold)

COACH, TEAM	YRS	1st	2nd	W	L	PCT
Steve Alford, UCLA	2	1	0	4	1	.800
Tad Boyle, COLO	4	1	0	8	3	.727
Walt Hazzard, UCLA	2	1	0	3	1	.750
Lute Olson, ARIZ	10	4	1	16	6	.727
Sean Miller, ARIZ	6	1	3	10	5	.667
Dana Altman, ORE	5	1	1	8	4	.667
Tim Floyd, USC	4	1	1	6	3	.667
Bill Frieder, ASU	1	0	0	2	1	.667
Ernie Kent, ORE/WSU	9	2	0	11	7	.611
Lorenzo Romar, WASH	12	3	1	14	9	.609
Jim Harrick, UCLA	2	0	1	3	2	.600
Ben Howland, UCLA	10	2	1	11	8	.579
Henry Bibby, USC	3	0	2	4	3	.571
Larry Krystkowiak, UTAH	4	0	0	4	4	.500
Ben Braun, CAL	7	0	1	7	7	.500
Ralph Miller, OSU	3	0	1	3	3	.500
Andy Russo, WASH	3	0	1	3	3	.500
Tony Bennett, WSU	3	0	0	3	3	.500
Cuonzo Martin, CAL	1	0	0	1	1	.500
Johnny Dawkins, STAN	7	0	0	6	7	.462
Mike Montgomery, STAN/CAL	13	1	2	10	12	.455
Trent Johnson, STAN	4	0	1	3	4	.429
Kevin O'Neill, ARIZ/USC	3	0	0	2	3	.400
Kelvin Sampson, WSU	4	0	0	2	3	.400
Craig Robinson, OSU	6	0	0	3	6	.333
Lou Campanelli, CAL	4	0	0	2	4	.333
Steve Lavin, UCLA	2	0	0	1	2	.333
Don Monson, ORE	4	0	0	2	4	.333
Steve Patterson, ASU	2	0	0	1	2	.333
George Raveling, USC	4	0	0	2	4	.333
Jay John, OSU	4	0	0	2	4	.333
Andy Enfield, USC	2	0	0	1	2	.333
Herb Sendek, ASU	9	0	1	3	9	.250
Ken Bone, WSU	5	0	0	0	5	.000
Wayne Tinkle, OSU	1	0	0	0	1	.000
Bob Cantu, USC	1	0	0	0	1	.000
Russ Pennell, ARIZ	1	0	0	0	1	.000
Kevin Mouton, OSU	1	0	0	0	1	.000
Bob Schermerhorn, ASU	1	0	0	0	1	.000
Len Stevens, WSU	1	0	0	0	1	.000
Jim Anderson, OSU	1	0	0	0	1	.000
Lynn Nance, WASH	1	0	0	0	1	.000
Bob Bender, WASH	1	0	0	0	1	.000
Dick Bennett, WSU	3	0	0	0	3	.000
Rob Evans, ASU	4	0	0	0	4	.000



UCLA's Walt Hazzard receives the inaugural Pac-10 Tournament trophy from Pac-10 Commissioner Tom Hansen

COMPOSITE STANDINGS

TEAM	W	L	PCT	Titles
Colorado	8	3	.727	1
Arizona	27	13	.675	5
UCLA	22	14	.611	4
Oregon	21	14	.600	3
Washington	17	14	.548	3
Utah	4	4	.500	
Stanford	16	17	.485	1
USC	14	15	.483	1
California	13	18	.419	
Oregon State	8	16	.333	
Arizona State	6	17	.261	
Washington State	5	16	.238	

TEAM vs. TEAM RESULTS

	vs. ARIZ	vs. ASU	vs. CAL	vs. COLO	vs. ORE	vs. OSU	vs. STAN	vs. UCLA	vs. USC	vs. UTAH	vs. WASH	vs. WSU	Total
ARIZ	-	1-1	4-0	2-1	1-2	6-0	4-1	3-5	4-0	1-0	0-3	1-0	27-13
ASU	1-1	-	-	-	0-2	1-1	1-3	0-3	0-4	-	2-3	1-0	6-17
CAL	0-4	-	-	0-2	2-2	3-1	1-1	3-3	2-3	0-1	1-1	1-0	13-18
COLO	1-2	-	2-0	-	1-1	2-0	-	-	1-0	1-0	-	-	8-3
ORE	2-1	2-0	2-2	1-1	-	1-0	0-2	3-2	3-1	2-0	3-2	2-3	21-14
OSU	0-6	1-1	1-3	0-2	0-1	-	1-1	1-1	-	-	2-1	2-0	8-16
STAN	1-4	3-1	1-1	-	2-0	1-1	-	1-2	1-3	0-1	2-4	4-0	16-17
UCLA	5-3	3-0	3-3	-	2-3	1-1	2-1	-	3-1	-	2-1	1-1	22-14
USC	1-4	2-0	3-2	0-1	1-3	-	3-1	1-2	-	0-1	-	2-0	13-14
UTAH	0-1	-	1-0	0-1	0-2	-	1-0	-	1-0	-	1-0	-	4-4
WASH	3-0	3-2	1-1	-	2-3	1-2	4-2	1-2	-	0-1	-	2-1	17-14
WSU	0-1	0-1	0-1	-	3-2	0-2	0-4	1-1	0-2	-	1-2	-	5-16

YEAR-BY-YEAR RECORDS (seed)

	ARIZ	ASU	CAL	COLO	ORE	OSU	STAN	UCLA	USC	UTAH	WASH	WSU
1987	0-1 (2)	1-1 (8)	1-1 (4)	N/A	2-1 (7)	0-1 (5)	0-1 (6)	3-0 (1)	0-1 (10)	N/A	2-1 (3)	0-1 (9)
1988	3-0 (1)	0-1 (7)	1-1 (9)	N/A	0-1 (5)	2-1 (2)	1-1 (4)	0-1 (3)	0-1 (8)	N/A	1-1 (10)	1-1 (6)
1989	3-0 (1)	0-1 (7)	0-1 (5)	N/A	0-1 (9)	1-1 (4)	2-1 (2)	1-1 (3)	1-1 (10)	N/A	0-1 (6)	1-1 (8)
1990	3-0 (2)	2-1 (8)	0-1 (3)	N/A	0-1 (5)	0-1 (1)	1-1 (6)	2-1 (4)	1-1 (7)	N/A	0-1 (9)	0-1 (10)
2002	3-0 (2)	0-1 (7)	1-1 (3)	N/A	1-1 (1)	-	0-1 (5)	0-1 (6)	2-1 (4)	N/A	0-1 (8)	-
2003	0-1 (1)	0-1 (4)	1-1 (3)	N/A	3-0 (5)	1-1 (6)	0-1 (2)	1-1 (8)	2-1 (7)	N/A	-	-
2004	1-1 (3)	-	0-1 (4)	N/A	1-1 (5)	-	3-0 (1)	0-1 (7)	0-1 (6)	N/A	2-1 (2)	0-1 (8)
2005	2-1 (1)	0-1 (7)	0-1 (8)	N/A	-	1-1 (5)	1-1 (3)	0-1 (4)	-	N/A	3-0 (2)	0-1 (6)
2006	1-1 (4)	0-1 (8)	2-1 (3)	N/A	2-1 (7)	1-1 (9)	0-1 (5)	3-0 (1)	0-1 (6)	N/A	0-1 (2)	0-1 (10)
2007	0-1 (5)	0-1 (10)	2-1 (8)	N/A	3-0 (4)	0-1 (9)	0-1 (6)	0-1 (1)	2-1 (3)	N/A	1-1 (7)	1-1 (2)
2008	1-1 (7)	0-1 (5)	1-1 (9)	N/A	0-1 (6)	0-1 (10)	2-1 (2)	3-0 (1)	1-1 (4)	N/A	0-1 (8)	1-1 (3)
2009	0-1 (5)	2-1 (4)	0-1 (3)	N/A	0-1 (10)	0-1 (8)	1-1 (9)	1-1 (2)	3-0 (6)	N/A	1-1 (1)	1-1 (7)
2010	0-1 (4)	0-1 (2)	2-1 (1)	N/A	1-1 (8)	0-1 (6)	1-1 (7)	1-1 (5)	-	N/A	3-0 (3)	0-1 (9)
2011	2-1 (1)	0-1 (10)	0-1 (5)	N/A	2-1 (7)	1-1 (9)	0-1 (8)	0-1 (2)	1-1 (4)	N/A	3-0 (3)	0-1 (6)
2012	2-1 (4)	0-1 (10)	1-1 (2)	4-0 (6)	0-1 (3)	2-1 (9)	1-1 (7)	1-1 (5)	0-1 (12)	0-1 (11)	0-1 (1)	0-1 (8)
2013	1-1 (4)	1-1 (9)	0-1 (2)	1-1 (5)	3-0 (3)	0-1 (12)	0-1 (8)	2-1 (1)	0-1 (7)	2-1 (10)	1-1 (6)	0-1 (11)
2014	2-1 (1)	0-1 (3)	0-1 (4)	2-1 (5)	1-1 (7)	0-1 (10)	2-1 (6)	3-0 (2)	0-1 (12)	1-1 (8)	0-1 (9)	0-1 (11)
2015	3-0 (1)	0-1 (5)	1-1 (8)	1-1 (10)	2-1 (2)	0-1 (7)	1-1 (6)	1-1 (4)	1-1 (12)	1-1 (3)	0-1 (11)	0-1 (9)

RECORD BY SEED

YEAR	#1	#2	#3	#4	#5	#6	#7	#8	#9	#10	#11	#12
1987	3-0	0-1	2-1	1-1	0-1	0-1	2-1	1-1	0-1	0-1	N/A	N/A
Upsets: (7) Oregon 72, (2) Arizona 63												
1988	3-0	2-1	0-1	1-1	0-1	1-1	0-1	0-1	1-1	1-1	N/A	N/A
Upsets: (9) California 75, (8) USC 59; (10) Washington 96, (7) Arizona State 82; (6) Washington State 73, (3) UCLA 71												
1989	3-0	2-1	1-1	1-1	0-1	0-1	0-1	1-1	0-1	1-1	N/A	N/A
Upsets: (10) USC 94, (7) Arizona State 82												
1990	0-1	3-0	0-1	2-1	0-1	1-1	1-1	2-1	0-1	0-1	N/A	N/A
Upsets: (8) Arizona State 83, (1) Oregon State 75; (6) Stanford 77, (3) California 61												
2002	1-1	3-0	1-1	2-1	0-1	0-1	0-1	0-1	-	-	N/A	N/A
Upsets: (4) USC 89, (1) Oregon 78												
2003	0-1	0-1	1-1	0-1	3-0	0-1	2-1	1-1	-	-	N/A	N/A
Upsets: (8) UCLA 96, (1) Arizona 89 OT; (7) USC 79, (2) Stanford 74; (5) Oregon 83, (4) Arizona State 82; (7) USC 79, (3) California 62												
2004	3-0	2-1	1-1	0-1	1-1	0-1	0-1	0-1	-	-	N/A	N/A
Upsets: (5) Oregon 87, (4) California 82												
2005	2-1	3-0	1-1	0-1	1-1	0-1	0-1	0-1	-	-	N/A	N/A
Upsets: (5) Oregon State 79, (4) UCLA 72; (2) Washington 81, (1) Arizona 72												
2006	3-0	0-1	2-1	1-1	0-1	0-1	2-1	0-1	1-1	0-1	N/A	N/A
Upsets: (9) Oregon State 71, (8) Arizona State 68; (7) Oregon 84, (2) Washington 73												
2007	0-1	1-1	2-1	3-0	0-1	0-1	1-1	2-1	0-1	0-1	N/A	N/A
Upsets: (8) California 76, (1) UCLA 69 OT; (3) USC 70, (2) Washington State 61; (4) Oregon 81, (3) USC 57												
2008	3-0	2-1	1-1	1-1	0-1	0-1	1-1	0-1	1-1	0-1	N/A	N/A
Upsets: (9) California 84, (8) Washington 81												
2009	1-1	1-1	0-1	2-1	0-1	3-0	1-1	0-1	1-1	0-1	N/A	N/A
Upsets: (9) Stanford 62, (8) Oregon State 54; (6) USC 79, (3) California 75; (4) Arizona State 75, (1) Washington 65; (6) USC 65, (2) UCLA 55, (6) USC 66, (4) Arizona State 63												
2010	2-1	0-1	3-0	0-1	1-1	0-1	1-1	1-1	0-1	-	N/A	N/A
Upsets: (5) UCLA 75, (4) Arizona 69; (7) Stanford 70, (2) Arizona State 61; (3) Washington 79, (1) California 75												
2011	2-1	0-1	3-0	1-1	0-1	0-1	2-1	0-1	1-1	0-1	N/A	N/A
Upsets: (9) Oregon State 69, (8) Stanford 67; (7) Oregon 76, (2) UCLA 59; (3) Washington 77, (1) Arizona 75 (OT)												
2012	0-1	1-1	0-1	2-1	1-1	4-0	1-1	0-1	2-1	0-1	0-1	0-1
Upsets: (9) Oregon State 69, (8) Washington State 64; (9) Oregon State 86, (1) Washington 84; (6) Colorado 63, (3) Oregon 62; (6) Colorado 70, (2) California 59; (6) Colorado 53, (4) Arizona 51												
2013	2-1	0-1	3-0	1-1	1-1	1-1	0-1	0-1	1-1	2-1	0-1	0-1
Upsets: (9) Oregon State 89, (8) Stanford 88 (OT); (10) Utah 69, (7) USC 66; (10) Utah 79, (2) California 69; (3) Oregon 78, (1) UCLA 69												
2014	2-1	3-0	0-1	0-1	2-1	1-1	1-1	1-1	0-1	0-1	0-1	0-1
Upsets: (5) Colorado 59, (4) California 56; (6) Stanford 79, (3) Arizona State 58; (2) UCLA 75, (1) Arizona 71												
2015	3-0	2-1	1-1	1-1	0-1	1-1	0-1	1-1	0-1	1-1	0-1	1-1
Upsets: (12) USC 67, (5) Arizona State 64; (10) Colorado 78, (7) Oregon State 71												
Totals	33-11	25-14	22-15	19-17	10-17	13-16	15-18	10-18	8-14	5-13	0-4	1-4

SEED vs. SEED RESULTS

	vs. #1	vs. #2	vs. #3	vs. #4	vs. #5	vs. #6	vs. #7	vs. #8	vs. #9	vs. #10	vs. #11	vs. #12	Total
#1	-	5-2	2-3	8-2	4-0	-	-	8-3	6-1	-	-	-	33-11
#2	2-5	-	6-1	2-0	-	3-2	9-5	-	-	3-1	-	-	25-14
#3	3-2	1-6	-	0-1	-	13-5	4-1	-	-	1-0	-	-	22-15
#4	2-8	0-2	1-0	-	12-5	0-2	-	2-0	1-0	-	-	1-0	19-17
#5	0-4	-	-	5-12	-	-	1-0	1-0	-	-	-	2-1	9-17
#6	-	2-3	5-13	2-0	-	-	-	-	-	-	4-0	-	13-16
#7	-	5-9	1-4	-	0-1	-	-	-	-	9-4	-	-	15-18
#8	3-8	-	-	0-1	0-1	-	0-1	-	7-7	-	-	-	10-18
#9	1-6	-	-	0-1	-	-	-	7-7	-	-	-	-	8-14
#10	-	1-3	0-1	-	-	-	4-9	-	-	-	-	-	5-13
#11	-	-	-	-	-	0-4	-	-	-	-	-	-	0-4
#12	-	-	-	0-1	1-3	-	-	-	-	-	-	-	1-4

ATTENDANCE

YEAR	SESSION 1	SESSION 2	SESSION 3	SESSION 4	SESSION 5	CHAMPIONSHIP	TOTAL
1987	4,851	8,918	5,424	9,352	-	9,117	37,663
1988	12,635	13,436	13,061	13,549	-	13,796	66,477
1989	4,830	7,195	9,001	10,565	-	10,403	41,994
1990	4,567	4,380	8,079	10,989	-	8,037	36,052
2002	12,096	17,839	18,887	-	-	18,997	67,819
2003	14,441	15,048	16,689	-	-	17,485	63,663
2004	13,270	14,689	15,754	-	-	16,413	60,126
2005	14,014	14,393	15,068	-	-	18,672	62,147
2006	7,936	15,144	15,321	17,856	-	18,544	74,801
2007	15,119	16,318	16,585	18,196	-	18,259	84,477
2008	11,642	17,194	16,442	18,997	-	17,534	81,809
2009	10,964	14,732	16,271	18,497	-	16,988	77,452
2010	6,090	12,125	12,255	15,971	-	15,851	62,292
2011	7,814	10,782	12,191	13,190	-	12,074	56,051
2012	5,973	6,747	8,780	9,317	11,615	11,197	53,629
2013	7,451	8,566	12,915	10,566	13,151	11,101	63,750
2014	8,734	9,047	12,916	12,916	12,916	12,916	69,445
2015	9,024	9,875	12,916	12,916	12,916	12,916	70,563

PAC-12 ALL-TOURNAMENT TEAMS

1987
 Reggie Miller, UCLA
 Pooh Richardson, UCLA
 Anthony Taylor, Oregon
 Chris Welp, Washington
 Phil Zevenbergen, Washington

1988
 Sean Elliott, Arizona
 Anthony Cook, Arizona
 Steve Kerr, Arizona
 Todd Lichti, Stanford
 Gary Payton, Oregon State

1989
 Jud Buechler, Arizona
 Sean Elliott, Arizona
 Anthony Cook, Arizona
 Todd Lichti, Stanford
 Gary Payton, Oregon State

1990
 Jud Buechler, Arizona
 Matt Muehlebach, Arizona
 Adam Keefe, Stanford
 Alex Austin, Arizona State
 Trevor Wilson, UCLA

2002
 Sam Clancy, USC
 Brandon Granville, USC
 Jason Gardner, Arizona
 Salim Stoudamire, Arizona
 Luke Walton, Arizona

2003
 James Davis, Oregon
 Desmon Farmer, USC
 Luke Jackson, Oregon
 Rory O'Neil, USC
 Luke Ridnour, Oregon
 Ray Young, UCLA

2004
 Hassan Adams, Arizona
 Josh Childress, Stanford
 Luke Jackson, Oregon
 Andre Joseph, Oregon
 Matt Lottich, Stanford
 Nate Robinson, Washington

2005
 Channing Frye, Arizona
 Matt Haryasz, Stanford
 Chris Hernandez, Stanford
 Nate Robinson, Washington
 Tre Simmons, Washington
 Salim Stoudamire, Arizona

2006
 Arron Afflalo, UCLA
 Jordan Farmar, UCLA
 Chamberlain Oguchi, Oregon
 Leon Powe, California
 Brandon Roy, Washington
 Ayinde Ubaka, California

2007
 Ryan Anderson, California
 Taj Gibson, USC
 Gabe Pruitt, USC
 Aaron Brooks, Oregon
 Bryce Taylor, Oregon
 Tajuan Porter, Oregon

2008
 Darren Collison, UCLA
 Brook Lopez, Stanford
 Kevin Love, UCLA
 O.J. Mayo, USC
 Kyle Weaver, Washington State
 Russell Westbrook, UCLA

2009
 DeMar DeRozan, USC
 Taj Gibson, USC
 Derek Glasser, Arizona State
 Daniel Hackett, USC
 James Harden, Arizona State
 Jeff Pendergraph, Arizona State

2010
 Jamal Boykin, California
 Quincy Pondexter, Washington
 Jerome Randle, California
 Theo Robertson, California
 Michael Roll, UCLA
 Isaiah Thomas, Washington

2011
 Jared Cunningham, Oregon State
 Terrence Ross, Washington
 E.J. Singler, Oregon
 Isaiah Thomas, Washington
 Klay Thompson, Washington State
 Derrick Williams, Arizona

2012
 Carlon Brown, Colorado
 Jared Cunningham, Oregon State
 Kyle Fogg, Arizona
 Solomon Hill, Arizona
 Jesse Perry, Arizona
 Andre Roberson, Colorado

2013
 Jordan Adams, Fr., UCLA
 Jahii Carson, Fr., Arizona State
 Damyean Dotson, Fr., Oregon
 Larry Drew II, Sr., UCLA
 Arsalan Kazemi, Sr., Oregon
 Johnathan Loyd, Jr., Oregon

2014
 Kyle Anderson, So., UCLA
 Askia Booker, Jr., Colorado
 Aaron Gordon, Fr., Arizona
 Nick Johnson, Jr., Arizona
 Chasson Randle, Jr., Stanford
 Joseph Young, Jr., Oregon

2015
 Brandon Ashley, Jr., Arizona
 Rondae Hollis-Jefferson, So., Arizona
 Stanley Johnson, Fr., Arizona
 T.J. McConnell, Sr., Arizona
 Delon Wright, Sr., Utah
 Joseph Young, Sr., Oregon

MOST OUTSTANDING PLAYER

1987 Reggie Miller, UCLA (Sr.)
1988 Sean Elliott, ARIZ* (Jr.)
1989 Sean Elliott, ARIZ* (Sr.)
1990 Jud Buechler, ARIZ (Sr.)/
 Matt Muehlebach, ARIZ (Sr.)
2002 Luke Walton, ARIZ (Jr.)
2003 Luke Ridnour, ORE* (Jr.)
2004 Josh Childress, STAN* (Jr.)
2005 Salim Stoudamire, ARIZ (Sr.)
2006 Leon Powe, CAL (So.)
2007 Tajuan Porter, ORE (Fr.)
2008 Darren Collison, UCLA (Jr.)
2009 DeMar DeRozan, USC (Fr.)
2010 Isaiah Thomas, WASH (So.)
2011 Isaiah Thomas, WASH (Jr.)
2012 Carlon Brown, COLO (Sr.)
2013 Johnathan Loyd, ORE (Jr.)
2014 Kyle Anderson, UCLA (So.)
2015 Brandon Ashley, ARIZ (Jr.)

* - Also named Pac-12 Player of the Year the same season.

PAC-12 HALL OF HONOR

The Pac-12 Conference established the Pac-12 Hall of Honor in 2002. Each year, each Pac-12 institution will elect one individual to be inducted into the Hall of Honor.

2002 (Inaugural class)

Sean Elliott, Arizona
Byron Scott, Arizona State
Pete Newell, California
John Dick, Oregon
Gary Payton, Oregon State
Hank Luisetti, Stanford
John Wooden, UCLA
Bill Sharman, USC
Bob Houbregs, Washington
Craig Ehlo, Washington State

2003

Steve Kerr, Arizona
Ned Wulk, Arizona State
Kevin Johnson, California
Howard Hobson, Oregon
Amory "Slats" Gill, Oregon State
Todd Lichti, Stanford
Kareem Abdul-Jabbar, UCLA
Fred "Tex" Winter, USC
Marv Harshman, Washington
Jack Friel, Washington State

2004

Khalid Reeves, Arizona
Lafayette "Fat" Lever, Arizona State
Jason Kidd, California
Ron Lee, Oregon
Mel Counts, Oregon State
Howard "Howie" Dallmar, Stanford
Walt Hazzard, UCLA
Bob Boyd, USC
James Edwards, Washington
George Raveling, Washington State

2005

Pete Williams, Arizona
Joe Caldwell, Arizona State
Darrall Imhoff, California
Blair Rasmussen, Oregon
Ed Lewis, Oregon State
Rich Kelley, Stanford
Gail Goodrich, UCLA
John Rudometkin, USC
Jack Nichols, Washington
Gene Conley, Washington State

2006

Damon Stoudamire, Arizona
Lionel Hollins, Arizona State
Andy Wolfe, California
Jim Loscutoff, Oregon
Ralph Miller, Oregon State
Adam Keefe, Stanford
Don Barksdale, UCLA
Dennis "Mo" Layton, USC
Steve Hawes, Washington
James Donaldson, Washington State

2007

Chris Mills, Arizona
Eddie House, Arizona State
Russ Critchfield, California
Dick Harter, Oregon
Steve Johnson, Oregon State
George Yardley, Stanford
Jamaal (Keith) Wilkes, UCLA
Ron Reilly, USC
Christian Welp, Washington
Vince Hanson, Washington State

2008

Miles Simon, Arizona
Alton Lister, Arizona State
Charles Johnson, California
Terrell Brandon, Oregon
Ephraim J. Rocha, Oregon State
Tom Dose, Stanford
Marques Johnson, UCLA
Paul Westphal, USC
Louie Nelson, Washington
Mark Hendrickson, Washington State

2009

Lute Olson, Arizona
Royce Youree, Arizona State
Nibs Price, California
Greg Ballard, Oregon
Paul Valenti, Oregon State
Jim Pollard, Stanford
Michael Warren, UCLA
Gus Williams, USC
Dettef Schrempf, Washington
Isaac Fontaine, Washington State

2010

Mike Bibby, Arizona
Jeremy Veal, Arizona State
Earl Robinson, California
Kenya Wilkins, Oregon
Dave Gambee, Oregon State
John Arrillaga, Stanford
Reggie Miller, UCLA
John Block, USC
Eldridge Recasner, Washington
Paul Lindemann, Washington State

2011

Michael Dickerson, Arizona
Isaac Austin, Arizona State
Bob McKeen, California
Charlie Warren, Oregon
Charlie White, Oregon State
Brevin Knight, Stanford
Don MacLean, UCLA
Harold Miner, USC
Todd MacCulloch, Washington
Ray Sundquist, Washington State

2012

Richard Jefferson, Arizona
Kurt Nimphius, Arizona State
Lamond Murray, California
Burdette Haldorson, Colorado
Jim Barnett, Oregon
A.C. Green, Oregon State
George Selleck, Stanford
Ed O'Bannon, UCLA
Sam Barry, USC
Arnie Ferrin, Utah
George Irvine, Washington
Steve Puidokas, Washington State

2013

Jason Gardner, Arizona
Dennis Hamilton, Arizona State
Shareef Abdur-Rahim, California
Cliff Meely, Colorado
Chuck Rask, Oregon
Charlie Sitton, Oregon State
Ron Tomasic, Stanford
Lucius Allen, UCLA
Forrest Twogood, USC
Keith Van Horn, Utah
Nate Robinson, Washington
James McKean, Washington State

2014

Luke Walton, Arizona
Verl Heap, Arizona State
David Butler, California
Ken Charlton, Colorado
Frederick Jones, Oregon
Lee Harman, Oregon State
Mark Madsen, Stanford
Tyus Edney, UCLA
Wayne Carlander, USC
Billy McGill, Utah
Brandon Roy, Washington
Ed Gayda, Washington State

2015

Fred Snowden, Arizona
Ron Riley, Arizona State
Sean Lampley, California
Jim Davis, Colorado
Anthony Taylor, Oregon
Jim Jarvis, Oregon State
Casey Jacobsen, Stanford
Dave Meyers, UCLA
Alex Hannum, USC
Danny Vranes, Utah
Jon Brockman, Washington
Bennie Seltzer, Washington State



▶ Pete Newell and his California Golden Bears celebrate the 1959 NCAA title.

▶ Oregon's "Tall Firs" won the first NCAA title in 1939.



▶ Lute Olson and the Arizona Wildcats captured the 1997 NCAA title.

▶ The 1963-64 UCLA Bruins, the first of the school's 11 NCAA Championship squads.



YEARLY CONFERENCE STANDINGS



1915-16 (PCC)

	W	L	PCT	ALL
1. CAL	5	3	.625	11-5
2. OSU	5	3	.625	16-5
3. WASH	2	6	.250	7-7

1916-17 (PCC)

	W	L	PCT	ALL
1. WSU	8	1	.888	25-1
2. CAL	5	1	.833	15-1
3. WASH	7	5	.583	9-8
4. OSU	7	6	.538	11-7
5. STAN	0	6	.000	8-8
6. ORE	0	8	.000	0-11

1917-18 (PCC)

No official Conference competition.

1918-19 (PCC)

	W	L	PCT	ALL
1. ORE	11	3	.786	13-4
2. WSU	7	5	.583	10-11
3. CAL	2	2	.500	6-3
4. WASH	5	7	.417	6-10
5. OSU	3	9	.250	3-13
6. STAN	0	2	.000	9-3

1919-20 (PCC)

	W	L	PCT	ALL
1. STAN	9	1	.900	8-3
2. CAL	5	5	.500	8-5
3. WSU	6	7	.462	10-11
4. OSU	5	7	.417	7-12
5. WASH	5	7	.417	7-8
6. ORE	5	8	.385	8-9

1920-21 (PCC)

	W	L	PCT	ALL
1. STAN	8	3	.727	15-3
2. CAL	8	3	.727	15-4
3. WASH	10	4	.714	18-4
4. ORE	8	4	.667	15-5
5. WSU	3	11	.214	12-16
6. OSU	2	14	.125	6-17

1921-22 (PCC)

	W	L	PCT	ALL
1. IDA	7	0	1.000	19-1
2. OSU	10	2	.823	21-2
3. CAL	10	4	.714	19-6
4. WASH	11	5	.688	13-5
5. STAN	4	6	.400	8-7
6. WSU	4	11	.267	9-17
7. USC	1	3	.250	7-5
8. ORE	0	16	.000	7-24

1922-23 (PCC)

NORTH	W	L	PCT	ALL
1. IDA	5	3	.625	14-3
2. WASH	5	3	.625	12-4
3. OSU	4	4	.500	19-7
4. WSU	4	4	.500	16-10
5. ORE	2	6	.250	15-10

North Playoff: IDA 24, WASH 12

SOUTH	W	L	PCT	ALL
1. CAL	5	3	.625	12-6
2. STAN	5	3	.625	12-4
3. USC	2	6	.250	5-12

South Playoff: CAL def. STAN in 3 of 4 regular season games

Playoff: IDA 28, CAL 20
IDA 29, CAL 25

1923-24 (PCC)

NORTH	W	L	PCT	ALL
1. WASH	7	2	.778	12-4
2. OSU	6	2	.750	20-5
3. ORE	4	4	.500	15-5
4. IDA	4	6	.400	10-8
5. WSU	3	7	.300	17-11
6. MONT	1	4	.200	7-8

SOUTH	W	L	PCT	ALL
1. CAL	5	3	.625	14-4
2. USC	4	4	.500	15-4
3. STAN	3	5	.375	10-5

Playoff: CAL 32, WASH 31
CAL 28, WASH 25

1924-25 (PCC)

NORTH	W	L	PCT	ALL
1. OSU	7	2	.778	29-8
2. ORE	7	2	.778	16-4
3. WASH	5	5	.500	14-7
4. IDA	5	5	.500	11-5
5. MONT	2	6	.250	9-10
6. WSU	2	8	.200	18-11

Playoff: OSU 15, ORE 12
ORE 23, OSU 21
OSU 27, ORE 26

SOUTH	W	L	PCT	ALL
1. CAL	3	1	.750	11-4
2. STAN	1	3	.250	10-3

Playoff: OSU 32, CAL 25
CAL 32, OSU 17
CAL 33, OSU 19

1925-26 (PCC)

NORTH	W	L	PCT	ALL
1. ORE	10	0	1.000	18-4
2. OSU	6	4	.600	18-6
3. IDA	5	4	.556	14-10
4. WASH	5	5	.500	10-6
5. MONT	2	8	.200	5-10
6. WSU	1	8	.111	9-17

SOUTH	W	L	PCT	ALL
1. CAL	5	0	1.000	14-0
2. STAN	3	2	.600	10-6
3. USC	0	6	.000	4-8

Playoff: CAL 32, ORE 17
CAL 29, ORE 23

1926-27 (PCC)

NORTH	W	L	PCT	ALL
1. ORE	8	2	.800	24-4
2. WASH	7	3	.700	15-4
3. IDA	7	3	.700	10-4
4. OSU	4	6	.400	14-11
5. WSU	3	7	.300	11-10
6. MONT	1	9	.100	5-11

SOUTH	W	L	PCT	ALL
1. CAL	5	0	1.000	13-0
2. STAN	3	2	.600	9-9
3. USC	0	6	.000	10-8

Playoff: CAL 39, ORE 35
CAL 33, ORE 21

1927-28 (PCC)

NORTH	W	L	PCT	ALL
1. WASH	9	1	.900	22-6
2. ORE	8	2	.800	18-3
3. IDA	4	6	.400	7-7
4. OSU	4	6	.400	15-16
5. MONT	4	6	.400	6-8
6. WSU	1	9	.100	7-17

SOUTH	W	L	PCT	ALL
1. USC	6	3	.667	22-4
2. CAL	6	3	.667	9-6
3. UCLA	5	4	.556	10-5
4. STAN	1	8	.111	8-13

South Playoff: USC def. CAL in 2 of 3 regular season games

Playoff: USC 53, WASH 50
USC 27, WASH 26

1928-29 (PCC)

NORTH	W	L	PCT	ALL
1. WASH	10	0	1.000	18-2
2. IDA	6	4	.600	11-10
3. WSU	5	5	.500	9-14
4. OSU	4	6	.400	12-8
5. ORE	3	7	.300	10-8
6. MONT	2	8	.200	9-11

SOUTH	W	L	PCT	ALL
1. CAL	9	0	1.000	17-3
2. STAN	6	3	.667	13-6
3. USC	2	7	.222	16-6
4. UCLA	1	8	.111	7-9

Playoff: CAL 43, WASH 21
CAL 30, WASH 27

1929-30 (PCC)

NORTH	W	L	PCT	ALL
1. WASH	12	4	.750	21-7
2. WSU	9	7	.562	14-12
3. ORE	8	8	.500	14-12
4. OSU	7	9	.437	14-13
5. IDA	4	12	.250	7-18

SOUTH	W	L	PCT	ALL
1. USC	7	2	.778	15-5
2. CAL	6	3	.667	9-8
3. UCLA	3	6	.333	14-8
4. STAN	2	7	.222	10-9

Playoff: USC 46, WASH 31
WASH 36, USC 31
USC 37, WASH 29

1930-31 (PCC)

NORTH	W	L	PCT	ALL
1. WASH	14	2	.875	25-3
2. WSU	10	6	.625	18-7
3. OSU	9	7	.562	19-9
4. ORE	6	10	.375	12-10
5. IDA	1	15	.062	3-16

SOUTH	W	L	PCT	ALL
1. CAL	6	3	.667	12-10
2. USC	5	4	.556	8-8
3. UCLA	4	5	.444	9-6
4. STAN	3	6	.333	8-9

Playoff: WASH 41, CAL 25
CAL 36, WASH 34
WASH 42, CAL 30

1931-32 (PCC)

NORTH	W	L	PCT	ALL
1. WASH	12	4	.750	19-6
2. WSU	11	5	.687	22-5
3. OSU	8	8	.500	12-12
4. ORE	7	9	.437	13-11
5. IDA	2	14	.125	8-16

SOUTH	W	L	PCT	ALL
1. CAL	8	3	.727	16-8
2. USC	8	3	.727	10-12
3. UCLA	4	7	.363	9-10
4. STAN	2	9	.181	6-13

South Playoff: CAL 26, USC 22
Playoff: CAL 22, WASH 21
CAL 36, WASH 24

1932-33 (PCC)

NORTH	W	L	PCT	ALL
1. OSU	12	4	.750	21-6
2. WASH	10	6	.625	22-6
3. WSU	8	8	.500	17-8
4. IDA	8	8	.500	8-8
5. ORE	2	14	.125	8-19

SOUTH	W	L	PCT	ALL
1. USC	10	1	.909	18-5
2. CAL	8	3	.727	18-7
3. STAN	3	8	.272	9-18
4. UCLA	1	10	.091	10-11

Playoff: OSU 35, USC 33
USC 39, OSU 28
OSU 24, USC 19

1933-34 (PCC)

NORTH	W	L	PCT	ALL
1. WASH	14	2	.875	20-5
2. ORE	9	7	.562	17-8
3. OSU	7	9	.437	14-10
4. WSU	6	10	.375	14-11
5. IDA	4	12	.250	4-12

SOUTH	W	L	PCT	ALL
1. USC	9	3	.750	16-8
2. CAL	8	4	.667	19-7
3. STAN	5	7	.417	8-12
4. UCLA	2	10	.167	10-13

Playoff: USC 27, WASH 25
WASH 43, USC 41
WASH 34, USC 30

1934-35 (PCC)

NORTH	W	L	PCT	ALL
1. OSU	12	4	.750	19-9
2. WASH	11	5	.687	16-8
3				

1935-36 (PCC)

NORTH	W	L	PCT	ALL
1. WASH	13	3	.812	25-7
2. OSU	10	6	.625	16-9
3. WSU	8	8	.500	22-8
4. ORE	7	9	.437	20-11
5. IDA	2	14	.125	2-14

SOUTH	W	L	PCT	ALL
1. STAN	8	4	.667	22-7
2. USC	8	4	.667	14-12
3. CAL	6	6	.500	13-16
4. UCLA	2	10	.167	10-13

South Playoff: STAN 39, USC 36
 Playoff: STAN 60, WASH 39
 STAN 48, WASH 38

1936-37 (PCC)

NORTH	W	L	PCT	ALL
1. WSU	11	5	.687	24-8
2. ORE	11	5	.687	20-9
3. WASH	11	5	.687	15-11
4. OSU	5	11	.312	11-14
5. IDA	2	14	.125	8-18

Playoff: WSU 42, ORE 25
 WSU 36, WASH 33

SOUTH	W	L	PCT	ALL
1. STAN	10	2	.833	25-2
2. USC	8	4	.667	19-6
3. CAL	4	8	.333	17-10
4. UCLA	2	10	.167	6-13

Playoff: STAN 31, WSU 28
 STAN 41, WSU 40

1937-38 (PCC)

NORTH	W	L	PCT	ALL
1. ORE	14	6	.700	25-8
2. WASH	13	7	.650	29-7
3. WSU	12	8	.600	19-11
4. IDA	12	8	.600	12-8
5. OSU	6	14	.300	17-16
6. MONT	3	17	.150	10-19

SOUTH	W	L	PCT	ALL
1. STAN	10	2	.833	21-3
2. CAL	8	4	.667	18-11
3. USC	6	6	.500	17-9
4. UCLA	0	12	.000	4-20

Playoff: STAN 52, ORE 39
 STAN 59, ORE 51

1938-39 (PCC)

NORTH	W	L	PCT	ALL
1. ORE (NCAA*)	14	2	.875	29-5
2. WASH	11	5	.687	20-5
3. WSU	8	8	.500	23-10
4. OSU	6	10	.375	13-11
5. IDA	1	15	.062	12-19

SOUTH	W	L	PCT	ALL
1. CAL	9	3	.750	24-8
2. USC	9	3	.750	20-5
3. STAN	6	6	.500	16-9
4. UCLA	0	12	.000	7-20

* - NCAA Champion
 South Playoff: CAL 42, USC 36
 Playoff: ORE 54, CAL 49
 ORE 53, CAL 47

1939-40 (PCC)

NORTH	W	L	PCT	ALL
1. OSU	12	4	.750	27-11
2. ORE	10	6	.625	19-12
3. WSU	9	7	.562	23-10
4. WASH	6	10	.325	10-15
5. IDA	3	13	.187	11-15

SOUTH	W	L	PCT	ALL
1. USC (NCAA*)	10	2	.833	20-3
2. STAN	6	6	.500	14-9
3. CAL	5	7	.467	15-17
4. UCLA	3	9	.250	8-17

* - NCAA third place (tie)
 Playoff: USC 53, OSU 41
 USC 62, OSU 26

1940-41 (PCC)

NORTH	W	L	PCT	ALL
1. WSU (NCAA*)	13	3	.812	26-6
2. OSU	9	7	.562	19-9
3. ORE	7	9	.437	18-18
4. WASH	7	9	.437	12-13
5. IDA	4	12	.250	14-15

SOUTH	W	L	PCT	ALL
1. STAN	10	2	.833	21-5
2. CAL	6	6	.500	15-12
3. USC	6	6	.500	15-10
4. UCLA	2	10	.167	6-20

* - NCAA runner-up
 Playoff: WSU 46, STAN 43
 WSU 44, STAN 40

1941-42 (PCC)

NORTH	W	L	PCT	ALL
1. OSU	11	5	.688	18-9
2. WASH	10	6	.625	18-7
3. WSU	9	7	.562	21-8
4. ORE	7	9	.437	12-15
5. IDA	3	13	.187	12-16

SOUTH	W	L	PCT	ALL
1. STAN (NCAA*)	11	1	.917	28-4
2. USC	7	5	.583	12-8
3. CAL	4	8	.333	11-19
4. UCLA	2	10	.167	5-18

* - NCAA Champion
 Playoff: STAN 41, OSU 28
 OSU 42, STAN 33
 STAN 40, OSU 35

1942-43 (PCC)

NORTH	W	L	PCT	ALL
1. WASH (NCAA)	12	4	.750	24-7
2. ORE	10	6	.625	19-10
3. WSU	9	7	.562	19-11
4. OSU	8	8	.500	19-9
5. IDA	1	15	.062	14-20

SOUTH	W	L	PCT	ALL
1. USC	7	1	.875	23-5
2. UCLA	4	4	.500	14-7
3. STAN	4	4	.500	10-11
4. CAL	1	7	.125	9-15

Playoff: WASH 53, USC 51
 WASH 52, USC 45

1943-44 (PCC)

NORTH	W	L	PCT	ALL
1. WASH	15	1	.937	26-6
2. ORE	11	5	.687	16-10
3. IDA	5	11	.312	7-16
4. OSU	5	11	.312	8-16
5. WSU	4	12	.250	8-19

SOUTH	W	L	PCT	ALL
1. CAL	4	0	1.000	7-3
2. UCLA	3	3	.500	10-10
3. USC	1	5	.167	8-12

No Conference playoff held.

1944-45 (PCC)

NORTH	W	L	PCT	ALL
1. ORE (NCAA)	11	5	.687	30-15
2. WSU	11	5	.687	23-13
3. OSU	10	6	.625	20-8
4. WASH	5	11	.312	22-18
5. IDA	3	13	.188	13-20

Playoff: ORE 51, WSU 41
 WSU 53, ORE 48
 ORE 39, WSU 37

SOUTH	W	L	PCT	ALL
1. UCLA	3	1	.750	12-12
2. USC	2	2	.500	15-9
3. CAL	1	3	.250	7-8

No Conference playoff held.

1945-46 (PCC)

NORTH	W	L	PCT	ALL
1. IDA	11	5	.687	23-11
2. OSU	10	6	.625	13-11
3. ORE	8	8	.500	16-17
4. WASH	6	10	.375	14-14
5. WSU	5	11	.312	16-13

SOUTH	W	L	PCT	ALL
1. CAL (NCAA*)	11	1	.917	30-6
2. USC	8	4	.667	14-7
3. UCLA	5	7	.417	8-16
4. STAN	0	12	.000	6-18

* - NCAA fourth place
 Playoff: CAL 52, IDA 37
 IDA 28, CAL 23
 CAL 53, IDA 36

1946-47 (PCC)

NORTH	W	L	PCT	ALL
1. OSU (NCAA)	13	3	.812	28-5
2. WSU	11	5	.687	23-10
3. WASH	8	8	.500	16-8
4. ORE	7	9	.437	18-9
5. IDA	1	15	.062	4-24

SOUTH	W	L	PCT	ALL
1. UCLA	9	3	.750	18-7
2. CAL	8	4	.667	20-11
3. STAN	5	7	.417	15-16
4. USC	2	10	.167	10-14

Playoff: OSU 69, UCLA 52
 OSU 63, UCLA 46

1947-48 (PCC)

NORTH	W	L	PCT	ALL
1. WASH (NCAA)	10	6	.625	23-11
2. OSU	10	6	.625	21-13
3. WSU	9	7	.563	19-10
4. ORE	8	8	.500	18-11
5. IDA	3	13	.188	17-15

Playoff: WASH 59, OSU 42

SOUTH	W	L	PCT	ALL
1. CAL	11	1	.917	25-9
2. USC	7	5	.583	14-10
3. UCLA	3	9	.250	12-13
4. STAN	3	9	.250	15-11

Playoff: CAL 64, WASH 51
 WASH 64, CAL 57
 WASH 54, CAL 49

1948-49 (PCC)

NORTH	W	L	PCT	ALL
1. OSU (NCAA*)	12	4	.750	24-12
2. WSU	8	8	.500	21-9
3. ORE	7	9	.437	12-18
4. IDA	7	9	.437	17-15
5. WASH	6	10	.375	11-15

SOUTH	W	L	PCT	ALL
1. UCLA	10	2	.714	22-7
2. USC	8	4	.667	14-10
3. STAN	5	7	.417	19-9
4. CAL	1	11	.083	14-19

* - NCAA fourth place
 Playoff: OSU 53, UCLA 41
 UCLA 47, OSU 39
 OSU 41, UCLA 35

1949-50 (PCC)

NORTH	W	L	PCT	ALL
1. WSU	11	5	.687	19-13
2. WASH	8	8	.500	19-10
3. OSU	8	8	.500	13-14
4. IDA	7	9	.437	15-17
5. ORE	6	10	.375	9-19

SOUTH	W	L	PCT	ALL
1. UCLA (NCAA)	10	2	.833	24-7
2. USC	7	5	.583	16-8
3. CAL	4	8	.333	10-17
4. STAN	3	9	.250	11-14

Playoff: UCLA 60, WSU 58
 UCLA 52, WSU 49

1950-51 (PCC)

NORTH	W	L	PCT	ALL
1. WASH (NCAA)	11	5	.688	24-6
2. ORE	10	6	.625	18-13
3. WSU	7	9	.438	17-15
4. IDA	6	10	.375	15-14
5. OSU	6	10	.375	14-18

SOUTH	W	L	PCT	ALL
1. UCLA	8	4	.667	19-10
2. USC	8	4	.667	21-6
3. STAN	5	7	.417	12-14
4. CAL	3	9	.250	16-16

South Playoff: UCLA 49, USC 41
 Playoff: WASH 70, UCLA 51
 WASH 71, UCLA 54

1951-52 (PCC)

NORTH	W	L	PCT	ALL
1. WASH	14	2	.875	25-6
2. IDA	9	7	.653	19-13
3. ORE	8	8	.500	14-16
4. WSU	6	10	.375	19-16
5. OSU	3	13	.188	9-19

SOUTH	W	L	PCT	ALL
1. UCLA (NCAA)	8	4	.667	19-12
2. STAN	6	6	.500	19-8
3. CAL	6	6	.500	17-13
4. USC	4	8	.333	16-14

Playoff: UCLA 65, WASH 53
WASH 53, UCLA 50
UCLA 60, WASH 50

1952-53 (PCC)

NORTH	W	L	PCT	ALL
1. WASH (NCAA*)	15	1	.938	30-3
2. IDA	8	8	.500	15-12
3. ORE	8	8	.500	14-14
4. OSU	6	10	.375	11-18
5. WSU	3	13	.188	7-27

SOUTH	W	L	PCT	ALL
1. CAL	9	3	.750	16-10
2. USC	7	5	.583	17-5
3. UCLA	6	6	.500	16-8
4. STAN	2	10	.167	7-20

* - NCAA third place
Playoff: WASH 60, CAL 47
WASH 80, CAL 57

1953-54 (PCC)

NORTH	W	L	PCT	ALL
1. OSU	11	5	.687	22-8
2. IDA	9	7	.563	15-8
3. ORE	9	7	.563	17-10
4. WASH	7	9	.437	8-18
5. WSU	4	12	.250	10-17

SOUTH	W	L	PCT	ALL
1. USC (NCAA*)	8	4	.667	19-14
2. UCLA	7	5	.583	18-7
3. CAL	6	6	.500	17-7
4. STAN	3	9	.250	15-10

* - NCAA fourth place
Playoff: USC 53, OSU 48
OSU 65, USC 47
USC 48, OSU 45

1954-55 (PCC)

NORTH	W	L	PCT	ALL
1. OSU (NCAA)	15	1	.938	22-8
2. ORE	8	8	.500	13-13
3. WASH	7	9	.438	13-12
4. WSU	5	11	.313	11-15
5. IDA	5	11	.313	8-18

SOUTH	W	L	PCT	ALL
1. UCLA	11	1	.917	21-5
2. STAN	7	5	.583	17-8
3. USC	5	7	.417	14-11
4. CAL	1	11	.083	9-16

Playoff: OSU 82, UCLA 75
OSU 82, UCLA 64

1955-56 (PCC)

	W	L	PCT	ALL
1. UCLA (NCAA)	16	0	1.000	22-6
2. WASH	11	5	.688	15-11
3. STAN	10	6	.625	18-6
4. CAL	10	6	.625	17-8
5. USC	9	7	.563	14-12
6. ORE	5	11	.313	11-15
7. OSU	5	11	.313	8-18
8. IDA	4	12	.250	6-19
9. WSU	2	14	.125	4-22

1956-57 (PCC)

	W	L	PCT	ALL
1. CAL (NCAA)	14	2	.875	21-5
2. UCLA	13	3	.813	22-4
3. WASH	13	3	.813	17-9
4. USC	9	7	.563	16-12
5. STAN	7	9	.438	11-15
6. OSU	6	10	.375	11-15
7. IDA	4	12	.250	10-16
8. WSU	4	12	.250	8-18
9. ORE	2	14	.125	4-21

1957-58 (PCC)

	W	L	PCT	ALL
1. OSU	12	4	.750	20-6
2. CAL (NCAA)	12	4	.750	19-9
3. UCLA	10	6	.625	16-10
4. IDA	9	7	.563	17-9
5. USC	8	8	.500	12-13
6. STAN	7	9	.438	12-13
7. ORE	6	10	.375	13-11
8. WASH	5	11	.313	8-18
9. WSU	3	13	.188	7-19

1958-59 (PCC)

	W	L	PCT	ALL
1. CAL (NCAA*)	14	2	.875	25-4
2. WASH	11	5	.688	18-8
3. UCLA	10	6	.625	16-9
4. STAN	10	6	.625	16-9
5. USC	8	8	.500	15-11
6. OSU	7	9	.438	13-13
7. IDA	6	10	.375	12-14
8. ORE	3	13	.188	9-16
9. WSU	3	13	.188	10-16

* - NCAA Champion

1959-60 (AAWU)

	W	L	PCT	ALL
1. CAL (NCAA*)	11	1	.917	28-2
2. UCLA	7	5	.583	14-12
3. USC (NCAA)	5	7	.417	16-11
4. STAN	4	7	.364	11-14
5. WASH	2	9	.182	15-13

* - NCAA runner-up

1960-61 (AAWU)

	W	L	PCT	ALL
1. USC (NCAA)	9	3	.750	21-8
2. UCLA	7	5	.583	18-8
3. WASH	6	6	.500	13-13
4. CAL	5	7	.417	16-10
5. STAN	3	9	.250	7-17

1961-62 (AAWU)

	W	L	PCT	ALL
1. UCLA (NCAA*)	10	2	.833	18-11
2. STAN	8	4	.667	16-6
3. WASH	5	7	.417	16-10
4. USC	5	7	.417	14-11
5. CAL	2	10	.167	8-17

* - NCAA fourth place

1962-63 (AAWU)

	W	L	PCT	ALL
1. UCLA (NCAA)	7	5	.583	20-9
2. STAN	7	5	.583	16-9
3. USC	6	6	.500	20-9
4. WASH	6	6	.500	13-13
5. CAL	4	8	.333	13-11

1963-64 (AAWU)

	W	L	PCT	ALL
1. UCLA (NCAA*)	15	0	1.000	30-0
2. STAN	9	6	.600	15-10
3. CAL	8	7	.533	13-14
4. USC	6	9	.400	10-16
5. WASH	5	10	.333	9-17
6. WSU	2	13	.133	5-21

* - NCAA Champion

1964-65 (AAWU)

	W	L	PCT	ALL
1. UCLA (NCAA*)	14	0	1.000	28-2
2. STAN	9	5	.643	15-8
3. USC	8	6	.571	14-12
4. OSU	7	7	.500	16-10
5. WSU	6	8	.429	9-17
6. WASH	5	9	.357	9-16
7. CAL	4	10	.286	8-15
8. ORE	3	11	.214	9-17

* - NCAA Champion

1965-66 (AAWU)

	W	L	PCT	ALL
1. OSU (NCAA)	12	2	.857	21-7
2. UCLA	10	4	.714	18-8
3. STAN	8	6	.571	13-12
4. WSU	6	8	.429	15-11
5. ORE	6	8	.429	13-13
6. USC	6	8	.429	13-13
7. WASH	4	10	.286	10-15
8. CAL	4	10	.286	9-16

1966-67 (AAWU)

	W	L	PCT	ALL
1. UCLA (NCAA*)	14	0	1.000	30-0
2. WSU	8	6	.571	15-11
3. OSU	8	6	.571	14-14
4. STAN	7	7	.500	15-11
5. CAL	6	8	.429	17-10
6. WASH	6	8	.429	13-12
7. USC	6	8	.429	13-12
8. ORE	1	13	.071	9-17

* - NCAA Champion

1967-68 (AAWU)

	W	L	PCT	ALL
1. UCLA (NCAA*)	14	0	1.000	29-1
2. USC	11	3	.786	18-8
3. WSU	8	6	.571	16-9
4. CAL	7	7	.500	16-9
5. OSU	5	9	.357	12-13
6. STAN	5	9	.357	11-15
7. WASH	4	10	.286	12-14
8. ORE	2	12	.143	7-19

* - NCAA Champion

1968-69 (Pac-8)

	W	L	PCT	ALL
1. UCLA (NCAA*)	13	1	.929	29-1
2. WSU	11	3	.786	18-8
3. USC	8	6	.571	15-11
4. WASH	6	8	.429	13-13
5. ORE	5	9	.357	13-13
6. OSU	5	9	.357	12-14
7. CAL	4	10	.286	12-13
8. STAN	4	10	.286	8-17

* - NCAA Champion

1969-70 (Pac-8)

	W	L	PCT	ALL
1. UCLA (NCAA*)	12	2	.857	28-2
2. WSU	9	5	.643	19-7
3. USC	9	5	.643	18-8
4. ORE	8	6	.571	17-9
5. WASH	7	7	.500	17-9
6. CAL	5	9	.357	11-15
7. OSU	4	10	.286	10-16
8. STAN	2	12	.143	5-20

* - NCAA Champion

1970-71 (Pac-8)

	W	L	PCT	ALL
1. UCLA (NCAA*)	14	0	1.000	29-1
2. USC	12	2	.857	24-2
3. ORE	8	6	.571	17-9
4. CAL	8	6	.571	16-9
5. WASH	6	8	.429	15-13
6. OSU	4	10	.286	12-14
7. WSU	2	12	.143	12-14
8. STAN	2	12	.143	6-20

* - NCAA Champion

1971-72 (Pac-8)

	W	L	PCT	ALL
1. UCLA (NCAA*)	14	0	1.000	30-0
2. WASH	10	4	.714	20-6
3. OSU	9	5	.643	18-10
4. USC	9	5	.643	16-10
5. CAL	6	8	.429	13-16
6. STAN	5	9	.357	10-15
7. WSU	3	11	.214	11-15
8. ORE	0	14	.000	6-20

* - NCAA Champion

1972-73 (Pac-8)

	W	L	PCT	ALL
1. UCLA (NCAA*)	14	0	1.000	30-0
2. USC (NIT)	9	5	.643	18-10
3. ORE	8	6	.571	16-10
4. STAN	7	7	.500	14-11
5. WASH	6	8	.429	16-11
6. OSU	6	8	.429	15-11
7. CAL	4	10	.286	11-15
8. WSU	2	12	.143	6-20

* - NCAA Champion

1973-74 (Pac-8)

	W	L	PCT	ALL
1. UCLA (NCAA*)	12	2	.857	26-4
2. USC	11	3	.785	24-5
3. ORE	9	5	.643	15-11
4. WASH	7	7	.500	16-10
5. OSU	6	8	.429	13-13
6. STAN	5	9	.357	11-14
7. CAL	3	11	.214	9-17
8. WSU	3	11	.214	8-21

* - NCAA third place

1974-75 (Pac-8)

	W	L	PCT	ALL
1. UCLA (NCAA*)	12	2	.857	28-3
2. OSU (NCAA)	10	4	.714	19-12
3. USC	8	6	.571	18-8
4. CAL	7	7	.500	17-9
5. ORE (NIT^)	6	8	.429	21-9
6. WASH	6	8	.429	16-10
7. STAN	6	8	.429	12-14
8. WSU	1	13	.071	10-16

* - NCAA Champion

^ - NIT third place

1975-76 (Pac-8)

	W	L	PCT	ALL
1. UCLA (NCAA*)	12	2	.857	27-5
2. OSU^	10	4	.714	18-9
3. ORE (NIT)	10	4	.714	19-11
4. WASH (NCAA)	9	5	.643	22-6
5. WSU	8	6	.571	18-8
6. CAL	4	10	.286	12-14
7. STAN	3	11	.214	9-18
8. USC	0	14	.000	11-16

* - NCAA third place

^ - OSU record does not include forfeits of 15 wins – including seven Conference victories – as required by the NCAA as a result of an ineligible player participating under a court order.

1976-77 (Pac-8)

	W	L	PCT	ALL
1. UCLA (NCAA)	11	3	.786	24-5
2. ORE (NIT)	9	5	.643	19-10
3. WSU	8	6	.571	19-8
4. WASH	8	6	.571	17-10
5. OSU	8	6	.571	16-13
6. CAL	7	7	.500	12-15
7. STAN	3	11	.214	11-16
8. USC	2	12	.143	6-20

1977-78 (Pac-8)

	W	L	PCT	ALL
1. UCLA (NCAA)	14	0	1.000	25-3
2. OSU	9	5	.643	16-11
3. WSU	7	7	.500	16-11
4. USC	7	7	.500	14-13
5. ORE	6	8	.429	16-11
6. WASH	6	8	.429	14-13
7. CAL	4	10	.286	11-16
8. STAN	3	11	.214	13-14

1978-79 (Pac-10)

	W	L	PCT	ALL
1. UCLA (NCAA)	15	3	.833	25-5
2. USC (NCAA)	14	4	.778	20-9
3. OSU (NIT)	11	7	.611	18-10
4. WSU	10	8	.556	18-9
5. ARIZ	10	8	.556	16-11
6. ASU	7	11	.389	16-14
7. ORE	7	11	.389	12-15
8. STAN	6	12	.333	12-15
9. WASH	6	12	.333	11-16
10. CAL	4	14	.222	6-21

1979-80 (Pac-10)

	W	L	PCT	ALL
1. OSU (NCAA)^	16	2	.889	26-4
2. ASU (NCAA)	15	3	.833	22-7
3. WSU (NCAA)	14	4	.778	22-6
4. UCLA (NCAA*)	12	6	.667	22-10
5. WASH (NIT)	9	9	.500	18-10
6. ARIZ	6	12	.333	12-15
7. USC	5	13	.278	12-15
8. ORE	5	13	.278	10-17
9. STAN	5	13	.278	7-19
10. CAL	3	15	.167	8-19

* - NCAA runner-up. Postseason record of 5-1 later vacated.

^ - Postseason record of 0-1 later vacated.

1980-81 (Pac-10)

	W	L	PCT	ALL
1. OSU (NCAA)	17	1	.944	26-2
2. ASU (NCAA)	16	2	.889	24-4
3. UCLA (NCAA)	13	5	.722	20-7
4. USC	9	9	.500	14-13
5. WASH	8	10	.444	14-13
6. ARIZ	8	10	.444	13-14
7. ORE	6	12	.333	13-14
8. CAL	5	13	.278	13-14
9. STAN	5	13	.278	9-18
10. WSU	3	15	.167	10-17

^ - Postseason record of 0-1 later vacated.

1981-82 (Pac-10)

	W	L	PCT	ALL
1. OSU (NCAA)	16	2	.889	25-5
2. UCLA	14	4	.778	21-6
3. USC (NCAA)	13	5	.722	19-9
4. WASH (NIT)	11	7	.611	19-10
5. WSU	10	8	.556	16-14
6. CAL	8	10	.444	14-13
7. ASU	8	10	.444	13-14
8. ORE	4	14	.222	9-18
9. ARIZ	4	14	.222	9-18
10. STAN	2	16	.111	7-20

^ - Postseason record of 2-1 later vacated.

1982-83 (Pac-10)

	W	L	PCT	ALL
1. UCLA (NCAA)	15	3	.833	23-6
2. WSU (NCAA)	14	4	.778	23-7
3. OSU (NIT)	12	6	.667	20-11
4. ASU (NIT)	12	6	.667	19-14
5. USC	11	7	.611	17-11
6. WASH	7	11	.389	16-15
7. CAL	7	11	.389	14-14
8. STAN	6	12	.333	14-14
9. ORE	5	13	.278	9-18
10. ARIZ	1	17	.056	4-24

1983-84 (Pac-10)

	W	L	PCT	ALL
1. WASH (NCAA)	15	3	.833	24-7
2. OSU (NCAA)	15	3	.833	22-7
3. ORE (NIT)	11	7	.611	16-13
4. UCLA	10	8	.556	17-11
5. STAN	8	10	.444	19-12
6. ASU	8	10	.444	13-15
7. ARIZ	8	10	.444	11-17
8. USC	6	12	.333	11-20
9. CAL	5	13	.278	12-16
10. WSU	4	14	.222	10-18

1984-85 (Pac-10)

	W	L	PCT	ALL
1. WASH (NCAA)	13	5	.722	22-10
2. USC (NCAA)	13	5	.722	19-10
3. OSU (NCAA)	12	6	.667	22-9
4. ARIZ (NCAA)	12	6	.667	21-10
5. UCLA (NIT*)	12	6	.667	21-12
6. ORE	8	10	.444	15-16
7. ASU	7	11	.389	12-16
8. WSU	5	13	.278	13-15
9. CAL	5	13	.278	13-15
10. STAN	3	15	.167	11-17

* - NIT Champion

1985-86 (Pac-10)

	W	L	PCT	ALL
1. ARIZ (NCAA)	14	4	.778	23-9
2. WASH (NCAA)	13	5	.722	19-12
3. CAL (NIT)	11	7	.611	19-10
4. UCLA (NIT)	9	9	.500	15-14
5. ASU	8	10	.444	14-14
6. WSU	8	10	.444	15-16
7. STAN	8	10	.444	14-16
8. OSU	8	10	.444	12-15
9. ORE	6	12	.333	11-17
10. USC	5	13	.278	11-17

1986-87 (Pac-10)

	W	L	PCT	ALL
1. UCLA* (NCAA)	14	4	.778	25-7
2. ARIZ (NCAA)	13	5	.722	18-12
3. WASH (NIT)	10	8	.556	20-15
4. CAL (NIT)	10	8	.556	20-15
5. OSU (NIT)	10	8	.556	19-11
6. STAN	9	9	.500	15-13
7. ORE	8	10	.444	16-14
8. ASU	6	12	.333	11-17
9. WSU	6	12	.333	10-18
10. USC	4	14	.222	9-19

* - Pac-10 Tournament Champion

1987-88 (Pac-10)

	W	L	PCT	ALL
1. ARIZ* (NCAA^)	17	1	.944	35-3
2. OSU (NCAA)	12	6	.667	20-11
3. UCLA	12	6	.667	16-14
4. STAN (NIT)	11	7	.611	21-12
5. ORE (NIT)	10	8	.556	16-14
6. WSU	7	11	.389	13-16
7. ASU	6	12	.333	13-16
8. USC	5	13	.278	7-21
9. CAL	5	13	.278	9-20
10. WASH	5	13	.278	10-19

* - Pac-10 Tournament Champion

^ - NCAA third place (tie)

1988-89 (Pac-10)

	W	L	PCT	ALL
1. ARIZ* (NCAA)	17	1	.944	29-4
2. STAN (NCAA)	15	3	.833	26-7
3. UCLA (NCAA)	13	5	.722	21-10
4. OSU (NCAA)	13	5	.722	22-8
5. CAL (NIT)	10	8	.556	20-13
6. WASH	8	10	.444	12-16
7. ASU	5	13	.278	12-16
8. WSU	4	14	.222	10-19
9. ORE	3	15	.167	8-21
10. USC	2	16	.111	10-22

* - Pac-10 Tournament Champion

1989-90 (Pac-10)

	W	L	PCT	ALL
1. OSU (NCAA)	15	3	.833	22-7
2. ARIZ* (NCAA)	15	3	.833	25-7
3. CAL (NCAA)	12	6	.667	22-10
4. UCLA (NCAA)	11	7	.611	22-11
5. ORE (NIT)	10	8	.556	15-14
6. STAN (NIT)	9	9	.500	18-12
7. USC	6	12	.333	12-16
8. ASU (NIT)	6	12	.333	15-16
9. WASH	5	13	.278	11-17
10. WSU	1	17	.056	7-22

* - Pac-10 Tournament Champion

1990-91 (Pac-10)

	W	L	PCT	ALL
1. ARIZ (NCAA)	14	4	.778	28-7
2. UCLA (NCAA)	11	7	.611	23-9
3. ASU (NCAA)	10	8	.556	20-10
4. USC (NCAA)	10	8	.556	19-10
5. STAN (NIT*)	8	10	.444	20-13
6. WSU	8	10	.444	16-12
7. OSU	8	10	.444	14-14
8. ORE	8	10	.444	13-15
9. CAL	8	10	.444	13-15
10. WASH	5	13	.278	14-14

* - NIT Champion

1991-92 (Pac-10)

	W	L	PCT	ALL
1. UCLA (NCAA)	16	2	.889	28-5
2. USC (NCAA)	15	3	.833	24-6
3. ARIZ (NCAA)	13	5	.722	24-7
4. STAN (NCAA)	10	8	.556	18-11
5. WSU (NIT)	9	9	.500	22-11
6. ASU (NIT)	9	9	.500	19-14
7. OSU	7	11	.389	15-16
8. WASH	5	13	.278	12-17
9. CAL	4	14	.222	10-18
10. ORE	2	16	.111	6-21

1992-93 (Pac-10)

	W	L	PCT	ALL
1. ARIZ (NCAA)	17	1	.944	24-4
2. CAL (NCAA)	12	6	.667	21-9
3. UCLA (NCAA)	11	7	.611	22-11
4. ASU (NIT)	11	7	.611	18-10
5. USC (NIT)	9	9	.500	18-12
6. WSU	9	9	.500	15-12
7. OSU	9	9	.500	13-14
8. WASH	7	11	.389	13-14
9. ORE	3	15	.177	10-20
10. STAN	2	16</		

1993-94 (Pac-10)

	W	L	PCT	ALL
1. ARIZ (NCAA*)	14	4	.778	29-6
2. UCLA (NCAA)	13	5	.722	21-7
3. CAL (NCAA)	13	5	.722	22-8
4. WSU (NCAA)	10	8	.556	20-11
5. STAN (NIT)	10	8	.556	17-11
6. ASU (NIT)	10	8	.556	15-13
7. USC (NIT)	9	9	.500	16-12
8. ORE	6	12	.333	10-17
9. WASH	3	15	.167	5-22
10. OSU	2	16	.125	6-21

* - NCAA third place (tie)

1994-95 (Pac-10)

	W	L	PCT	ALL
1. UCLA (NCAA*)	16	2	.889	31-2
2. ARIZ (NCAA)	13	5	.722	23-8
3. ASU (NCAA)%	12	6	.667	24-9
4. ORE (NCAA)	11	7	.611	19-9
5. STAN (NCAA)	10	8	.556	20-9
6. WSU (NIT)	10	8	.556	18-12
7. OSU	6	12	.333	9-18
8. CAL^	5	13	.333	13-14
9. WASH	5	13	.278	9-18
10. USC	2	16	.111	7-21

^ As required by the NCAA, California later forfeited five league wins and 13 victories overall due to the participation of an ineligible player. Additional wins were credited to Arizona, UCLA and Washington. Two additional wins were granted to USC.

& - Postseason record of 2-1 later vacated.

* - NCAA Champion

1995-96 (Pac-10)

	W	L	PCT	ALL
1. UCLA (NCAA)	16	2	.889	23-8
2. ARIZ (NCAA)	13	5	.722	26-7
3. STAN (NCAA)	12	6	.667	20-9
4. CAL^ (NCAA)	11	7	.611	17-10
5. WASH (NIT)	9	9	.500	16-12
6. ORE	9	9	.500	16-13
7. WSU (NIT)	8	10	.444	17-12
8. ASU	6	12	.333	11-16
9. USC	4	14	.222	11-19
10. OSU	2	16	.111	4-23

^ As required by the NCAA, California later forfeited nine league wins and 15 victories overall due to the participation of an ineligible player. Additional victories were awarded to Arizona, Arizona State, Oregon, Stanford and Washington State. Oregon State and USC were granted two victories each.

1996-97 (Pac-10)

	W	L	PCT	ALL
1. UCLA (NCAA)	15	3	.833	24-8
2. STAN (NCAA)	12	6	.667	22-8
3. CAL (NCAA)	12	6	.667	23-9
4. USC (NCAA)	12	6	.667	17-11
5. ARIZ (NCAA*)	11	7	.611	25-9
6. WASH (NIT)	10	8	.556	17-11
7. ORE (NIT)	8	10	.444	17-11
8. WSU	5	13	.278	13-17
9. OSU	3	15	.167	7-20
10. ASU	2	16	.111	10-20

* - NCAA Champion

1997-98 (Pac-10)

	W	L	PCT	ALL
1. ARIZ (NCAA)	17	1	.944	30-5
2. STAN (NCAA)	15	3	.833	30-5
3. UCLA (NCAA)	12	6	.667	24-9
4. WASH (NCAA)	11	7	.611	20-10
5. ASU (NIT)	8	10	.444	18-14
6. ORE	8	10	.444	13-14
7. CAL	8	10	.444	12-15
8. USC	5	13	.278	9-19
9. OSU	3	15	.167	13-17
10. WSU	3	15	.167	10-19

1998-99 (Pac-10)

	W	L	PCT	ALL
1. STAN (NCAA)	15	3	.833	26-7
2. ARIZ (NCAA)%	13	5	.722	22-7
3. UCLA (NCAA)#	12	6	.667	22-9
4. WASH (NCAA)	10	8	.556	17-12
5. CAL (NIT*)	8	10	.444	22-11
6. ORE (NIT^)	8	10	.444	19-13
7. USC	7	11	.389	15-13
8. OSU	7	11	.389	13-14
9. ASU	6	12	.333	14-16
10. WSU	4	14	.222	10-19

* - NIT Champion

^ - NIT Final Four (4th place)

% - Postseason record of 0-1 later vacated.

- Postseason record of 0-1 later vacated.

1999-2000 (Pac-10)

	W	L	PCT	ALL
1. STAN (NCAA)	15	3	.833	27-4
2. ARIZ (NCAA)	15	3	.833	27-7
3. ORE (NCAA)	13	5	.722	22-8
4. UCLA (NCAA)	10	8	.555	21-12
5. ASU (NIT)	10	8	.555	19-13
6. USC	9	9	.500	16-14
7. CAL (NIT)	7	11	.389	18-15
8. OSU	5	13	.278	13-16
9. WASH	5	13	.278	10-20
10. WSU	1	17	.056	6-22

2000-01 (Pac-10)

	W	L	PCT	ALL
1. STAN (NCAA)	16	2	.889	31-3
2. ARIZ (NCAA*)	15	3	.833	28-8
3. UCLA (NCAA)	14	4	.778	23-9
4. USC (NCAA)	11	7	.611	24-10
5. CAL (NCAA)	11	7	.611	20-11
6. ORE	5	13	.278	14-14
7. ASU	5	13	.278	13-16
8. WSU	5	13	.278	12-16
9. OSU	4	14	.222	10-20
10. WASH	4	14	.222	10-20

* - NCAA runner-up

2001-02 (Pac-10)

	W	L	PCT	ALL
1. ORE (NCAA)	14	4	.777	26-9
2. CAL (NCAA)	12	6	.667	23-9
3. ARIZ* (NCAA)	12	6	.667	24-10
4. USC (NCAA)	12	6	.667	22-10
5. STAN (NCAA)	12	6	.667	20-10
6. UCLA (NCAA)	11	7	.611	21-12
7. ASU (NIT)	7	11	.388	14-15
8. WASH	5	13	.278	11-18
9. OSU	4	14	.222	12-17
10. WSU	1	17	.056	6-21

* - Pac-10 Tournament Champion

2002-03 (Pac-10)

	W	L	PCT	ALL
1. ARIZ (NCAA)	17	1	.944	28-4
2. STAN (NCAA)	14	4	.778	24-9
3. CAL (NCAA)	13	5	.722	22-9
4. ASU (NCAA)	11	7	.611	20-12
5. ORE* (NCAA)	10	8	.556	23-10
6. OSU	6	12	.333	13-15
7. USC	6	12	.333	13-17
8. UCLA	6	12	.333	10-19
9. WASH	5	13	.278	10-17
10. WSU	2	16	.111	7-20

* - Pac-10 Tournament Champion

2003-04 (Pac-10)

	W	L	PCT	ALL
1. STAN* (NCAA)	17	1	.944	30-2
2. WASH (NCAA)	12	6	.667	19-12
3. ARIZ (NCAA)	11	7	.611	20-10
4. ORE (NIT)	9	9	.500	18-13
5. CAL	9	9	.500	13-15
6. USC	8	10	.444	13-15
7. WSU	7	11	.389	13-16
8. UCLA	7	11	.389	11-17
9. OSU	6	12	.333	12-16
10. ASU	4	14	.222	10-17

* - Pac-10 Tournament Champion

2004-05 (Pac-10)

	W	L	PCT	ALL
1. ARIZ (NCAA)	15	3	.833	30-7
2. WASH* (NCAA)	14	4	.777	29-6
3. UCLA (NCAA)	11	7	.611	18-11
4. STAN (NCAA)	11	7	.611	18-13
5. OSU (NIT)	8	10	.444	17-15
6. ASU (NIT)	7	11	.389	18-14
7. WSU	7	11	.389	12-16
8. ORE	6	12	.333	14-13
9. CAL	6	12	.333	13-16
10. USC	5	13	.278	12-17

* - Pac-10 Tournament Champion

2005-06 (Pac-10)

	W	L	PCT	ALL
1. UCLA* (NCAA^)	14	4	.778	32-7
2. WASH (NCAA)	13	5	.722	26-7
3. CAL (NCAA)	12	6	.667	20-11
4. ARIZ (NCAA)	11	7	.611	20-13
5. STAN (NIT)	11	7	.611	16-14
6. USC	8	10	.444	17-13
7. ORE	7	11	.389	15-18
8. OSU	5	13	.278	13-18
9. ASU	5	13	.278	11-17
10. WSU	4	14	.222	11-17

* - Pac-10 Tournament Champion

^ - NCAA runner-up

2006-07 (Pac-10)

	W	L	PCT	ALL
1. UCLA (NCAA^)	15	3	.833	30-6
2. WSU (NCAA)	13	5	.722	26-8
3. ORE* (NCAA)	11	7	.611	29-8
4. USC (NCAA)	11	7	.611	25-12
5. ARIZ (NCAA)	11	7	.611	20-11
6. STAN (NCAA)	10	8	.556	18-13
7. WASH	8	10	.444	19-13
8. CAL	6	12	.333	16-17
9. OSU	3	15	.167	11-21
10. ASU	2	16	.111	8-22

* - Pac-10 Tournament Champion

^ - NCAA Final Four

2007-08 (Pac-10)

	W	L	PCT	ALL
1. UCLA* (NCAA^)	16	2	.889	35-4
2. STAN (NCAA)	13	5	.722	28-8
3. WSU (NCAA)	11	7	.600	26-9
4. USC (NCAA)&	11	7	.600	21-12
5. ASU (NIT)	9	9	.500	21-13
6. ORE (NCAA)	9	9	.500	18-14
7. ARIZ (NCAA)%	8	10	.444	19-15
8. WASH (CBI)	7	11	.389	16-17
9. CAL (NIT)	6	12	.333	17-16
10. OSU	0	18	.000	6-25

* - Pac-10 Tournament Champion

^ - NCAA Final Four

& - 21 wins and one loss later vacated due to NCAA penalty.

% - 19 wins and one loss later vacated due to NCAA penalty

2008-09 (Pac-10)

	W	L	PCT	ALL
1. WASH (NCAA)	14	4	.777	26-9
2. UCLA (NCAA)	13	5	.722	26-9
3. ASU (NCAA)	11	7	.611	25-10
4. CAL (NCAA)	11	7	.611	22-11
5. USC* (NCAA)	9	9	.500	22-13
6. ARIZ (NCAA)	9	9	.500	21-14
7. WSU (NIT)	8	10	.444	17-16
8. OSU (CBI)	7	11	.389	18-18
9. STAN (CBI)	6	12	.333	20-14
10. ORE	2	16	.111	8-23

* - Pac-10 Tournament Champion

2009-10 (Pac-10)

	W	L	PCT	ALL
1. CAL (NCAA)	13	5	.722	24-11
2. ASU (NIT)	12	6	.667	22-11
3. WASH* (NCAA)	11	7	.611	26-10
4. ARIZ	10	8	.556	16-15
5. USC	8	10	.444	16-14
6. OSU (CBI)	8	10	.444	14-18
7. UCLA	8	10	.444	14-18
8. ORE	7	11	.389	16-16
9. STAN	7	11	.389	14-18
10. WSU	6	12	.333	16-15

* - Pac-10 Tournament Champion

2010-11 (Pac-10)

	W	L	PCT	ALL
1. ARIZ (NCAA)	14	4	.778	30-8
2. UCLA (NCAA)	13	5	.722	23-11
3. WASH* (NCAA)	11	7	.611	24-11
4. USC (NCAA)	10	8	.556	19-15
5. CAL (NIT)	10	8	.556	18-15
6. WSU (NIT)	9	9	.500	22-12
7. ORE (CBI)	7	11	.389	19-17
8. STAN	7	11	.389	15-16
9. OSU	5	13	.278	11-20
10. ASU	4	14	.222	12-19

* - Pac-10 Tournament Champion

2011-12 (Pac-12)

	W	L	PCT	ALL
1. WASH (NIT)	14	4	.778	24-11
2. CAL (NCAA)	13	5	.722	24-10
3. ORE (NIT)	13	5	.722	24-10
4. ARIZ (NIT)	12	6	.667	23-12
5. COLO* (NCAA)	11	7	.611	24-12
6. UCLA	11	7	.611	19-14
7. STAN (NIT)	10	8	.556	26-11
8. OSU (CBI)	7	11	.389	21-15
9. WSU (CBI)	7	11	.389	19-18
10. ASU	6	12	.333	10-21
11. UTAH	3	15	.167	6-25
12. USC	1	17	.056	6-26

* - Pac-12 Tournament Champion

2012-13 (Pac-12)

	W	L	PCT	ALL
1. UCLA (NCAA)	13	5	.722	25-10
2. ARIZ (NCAA)	12	6	.667	27-8
3. ORE* (NCAA)	12	6	.667	28-9
4. CAL (NCAA)	12	6	.667	21-12
5. COLO (NCAA)	10	8	.556	21-12
6. ASU (NIT)	9	9	.500	22-13
7. STAN (NIT)	9	9	.500	19-15
8. WASH (NIT)	9	9	.500	18-16
9. USC	9	9	.500	14-18
10. UTAH	5	13	.278	15-18
11. OSU	4	14	.222	14-18
12. WSU	4	14	.222	13-19

* - Pac-12 Tournament Champion

2013-14 (Pac-12)

	W	L	PCT	ALL
1. ARIZ (NCAA)	15	3	.833	33-5
2. UCLA* (NCAA)	12	6	.667	28-9
3. ORE (NCAA)	10	8	.556	24-10
4. COLO (NCAA)	10	8	.556	23-12
5. STAN (NCAA)	10	8	.556	23-13
6. ASU (NCAA)	10	8	.556	21-12
7. CAL (NIT)	10	8	.556	21-14
8. UTAH (NIT)	9	9	.500	21-12
9. WASH	9	9	.500	17-15
10. OSU (CBI)	8	10	.444	16-16
11. WSU	3	15	.167	10-21
12. USC	2	16	.111	11-21

* - Pac-12 Tournament Champion

2014-15 (Pac-12)

	W	L	PCT	ALL
1. ARIZ* (NCAA)	16	2	.889	34-4
2. UTAH (NCAA)	13	5	.722	26-9
3. ORE (NCAA)	13	5	.722	26-10
4. UCLA (NCAA)	11	7	.611	22-14
5. STAN (NIT)	9	9	.500	24-13
6. ASU (NIT)	9	9	.500	18-16
7. OSU	8	10	.444	17-14
8. CAL	7	11	.389	18-15
9. COLO (CBI)	7	11	.389	16-18
10. WSU	7	11	.389	13-18
11. WASH	5	13	.278	16-15
12. USC	3	15	.167	12-20

* - Pac-12 Tournament Champion

PAC-12 OVERTIME GAMES (1979-2011 = 90 games) (2012- current = 108 games)

No.	Year
13	1986, 2014
10	1984, '88, '00
8	1983, '95, '06, '07, '08, '09
7	1981, '82, '85, '99, '01, '04, '05, '13
6	1998, '15
5	1987, '91, '97, '03, '10
4	1992, '94, '96, '02
3	1979, '80, '12
2	1989, '90
1	1993

Excludes Pac-12 Tournament

PAC-12 OVERTIME CONFERENCE GAMES BY SCHOOL:

	1979-2011	2012-
1. WSU	45	6
2. CAL	44	3
USC	44	6
UCLA	44	4
5. ASU	42	9
6. ORE	37	4
7. OSU	34	5
8. WASH	35	1
9. STAN	30	4
10. ARIZ	29	4
11. UTAH	-	5
12. COLO	-	7

Excludes Pac-12 Tournament

BEST PAC-12 START BEFORE FIRST CONFERENCE LOSS: (Since 1979)

ARIZ	16-0 (1998)
ASU	6-0 (1980)
CAL	7-0 (2003)
COLO	3-0 (2012, '14)
ORE	7-0 (2013)
OSU	17-0 (1981)
STAN	17-0 (2004)
UCLA	9-0 (1983)
USC	5-0 (2000, '02)
UTAH	4-0 (2015)
WASH	6-0 (1982, '84)
WSU	7-0 (1983)

BEST START BEFORE FIRST LOSS (all games):

ARIZ	21 (2014)
ASU	9 (1975)
CAL	14 (1926)
COLO	7 (1913, '83)
ORE	14 (1938)
OSU	26 (1981)
STAN	26 (2004)
UCLA	30 (1964, '67, '72, '73)
USC	17 (1910)
UTAH	18 (1998)
WASH	18 (1929)
WSU	17 (1915)

CONFERENCE, ALL-TIME (Since 1916)

	YEARS	TITLES	W	L	PCT
1. Arizona	37	14 (2)	453	213	.680
2. UCLA	88	31 (2)	889	456	.661
3. Washington	99	11 (3)	862	745	.536
4. Colorado	4	0	38	34	.528
5. California	98	15 (4)	727	699	.510
6. USC	93	7 (1)	681	694	.495
7. Stanford	95	11 (4)	691	705	.495
8. Oregon State	94	12 (4)	753	787	.489
9. Oregon	92	4 (1)	694	821	.458
10. Arizona State	37	0	299	367	.449
11. Utah	4	0	30	42	.417
12. Washington State	93	2	624	894	.411
13. Idaho	40	2	195	369	.346
14. Montana	8	0	15	58	.205

CONFERENCE, 1979-2011 (Pac-10 years)

	YEARS	TITLES	W	L	PCT
1. UCLA	33	10	410	186	.688
2. Arizona	33	12 (2)	398	196	.668
3. Stanford	33	4 (1)	320	274	.537
4. Washington	33	3 (2)	284	310	.477
5. California	33	1	282	312	.473
6. USC	33	1 (1)	274	320	.460
7. Arizona State	33	0	265	329	.445
8. Oregon State	33	5 (2)	265	329	.445
9. Oregon	33	1	246	348	.413
10. Washington State	33	0	226	368	.379

CONFERENCE, 2012- (Pac-12 Years)

	YEARS	TITLES	W	L	PCT
1. Arizona	4	2	55	17	.764
2. Oregon	4		48	24	.667
3. UCLA	4	1	47	25	.653
4. California	4		42	30	.583
5. Colorado	4		38	34	.528
6. Stanford	4		38	34	.528
7. Washington	4	1	37	35	.514
8. Arizona State	4		34	38	.472
9. Utah	4		30	42	.417
10. Oregon State	4		27	45	.375
11. Washington State	4		21	51	.292
12. USC	4		15	57	.208

CONFERENCE, PAST 10 YEARS (2006-2015)

	YEARS	TITLES	W	L	PCT
1. UCLA	10	4	126	54	.700
2. Arizona	10	3	118	62	.656
3. Colorado	3		42	30	.583
4. Washington	10	2	101	79	.561
5. California	10	1	100	80	.556
6. Stanford	10		92	88	.511
7. Arizona State	10		77	103	.428
8. Oregon	10		81	99	.450
9. Utah	3		30	42	.417
10. USC	10		72	108	.400
11. Washington State	10		70	110	.389
12. Oregon State	10		55	125	.306

() Indicates number of shared titles and is included in team total

ALL GAMES, ALL-TIME

	YEARS	W	L	PCT
1. UCLA	96	1803	802	.692
2. Arizona	110	1712	909	.653
3. Utah	107	1732	957	.644
4. Washington	113	1716	1125	.604
5. California	106	1528	1137	.573
6. Stanford	100	1469	1094	.573
7. USC	109	1516	1155	.568
8. Oregon State	114	1687	1281	.568
9. Oregon	110	1555	1322	.540
10. Arizona State	103	1311	1171	.528
11. Washington State	114	1550	1444	.518
12. Colorado	112	1236	1157	.517

(Totals based on the 2014-15 NCAA Records Book)

Cumulative home court records in Pac-12 play:

1979	61-29
1980	53-37
1981	49-41
1982	57-33
1983	58-32
1984	59-31
1985	52-38
1986	59-31
1987	58-32
1988	52-38
1989	53-37
1990	57-33
1991	64-26
1992	56-34
1993	55-35
1994	55-35
1995	51-39
1996	54-36
1997	63-27
1998	54-36
1999	62-28
2000	50-40
2001	51-39
2002	55-35
2003	54-36
2004	55-35
2005	56-34
2006	51-39
2007	55-35
2008	48-42
2009	57-31
2010	56-34
2011	58-32
2012	72-36
2013	65-25
2014	72-36
2015	73-35

Cumulative non-conference record (includes postseason):

1979	64-35
1980	69-32
1981	66-26
1982	62-37
1983	69-44
1984	65-46
1985	79-42
1986	63-50
1987	63-41
1988	61-47
1989	71-37
1990	70-33
1991	90-30
1992	88-36
1993	71-39
1994	71-38
1995	83-30
1996	77-39
1997	85-34
1998	89-35
1999	89-30
2000	91-41
2001	95-37
2002	82-38
2003	73-35
2004	62-36
2005	84-31
2006	82-36
2007	103-31
2008	107-34
2009	105-37
2010	80-48
2011	97-47
2012	105-64
2013	105-41
2014	129-41
2015	123-47

	ARIZ	ASU	CAL	IDA	MON	ORE	OSU	STAN	UCLA	USC	WASH	WSU	CHAMPION
1915-16	—	—	1t	—	—	—	1t	—	—	—	3	—	California/OSU
1916-17	—	—	2	—	—	6	4	5	—	—	3	1	Washington State
1917-18	—	—	—	—	—	—	—	—	—	—	—	—	—
1918-19	—	—	3	—	—	1	5	6	—	—	4	2	Oregon
1919-20	—	—	2	—	—	6	4	1	—	—	5	3	Stanford
1920-21	—	—	1t	—	—	4	6	1t	—	—	3	5	Stanford/California
1921-22	—	—	3	1	—	8	2	5	—	7	4	6	Idaho
1922-23	—	—	1tS*	1tN*	—	5N	3tN	1tS	—	3	1tN	3tN	Idaho
1923-24	—	—	1S	4N	6N	3N	2N	3S	—	2S	1N	5N	California
1924-25	—	—	1S	3tN	5N	1tN	1tN*	2S	—	—	3tN	6N	California
1925-26	—	—	1S	3N	5N	1N	2N	2S	—	3S	4N	6N	California
1926-27	—	—	1S	2tN	6N	1N	4N	2S	—	3S	2tN	5N	California
1927-28	—	—	1tS	3tN	3tN	2N	3tN	4S	3S	1tS*	1N	6N	USC
1928-29	—	—	1S	2N	6N	5N	4N	2S	4S	3S	1N	3N	California
1929-30	—	—	2S	5N	—	3N	4N	4S	3S	1S	1N	2N	USC
1930-31	—	—	1S	5N	—	4N	3N	4S	3S	2S	1N	2N	Washington
1931-32	—	—	1tS*	5N	—	4N	3N	4S	3S	1tS	1N	2N	California
1932-33	—	—	2S	3tN	—	5N	1N	3S	4S	1S	2N	3tN	Oregon State
1933-34	—	—	2S	5N	—	2N	3N	3S	4S	1S	1N	4N	Washington
1934-35	—	—	2S	5N	—	3N	1N	3tS	3tS	1S	2N	4N	USC
1935-36	—	—	3S	5N	—	4N	2N	1tS*	4S	1tS	1N	3N	Stanford
1936-37	—	—	3S	5N	—	1tN	4N	1S	4S	2S	1tN	1tN	Stanford
1937-38	—	—	2S	3tN	6N	1N	5N	1S	4S	3S	2N	3tN	Stanford
1938-39	—	—	1tS*	5N	—	1N	4N	3S	4S	1tS	2N	3N	Oregon
1939-40	—	—	3S	5N	—	2N	1N	2S	4S	1S	4N	3N	USC
1940-41	—	—	2tS	5N	—	3tN	2N	1S	4S	2tS	3tN	1N	Washington State
1941-42	—	—	3S	5N	—	4N	1N	1S	4S	2S	2N	3N	Stanford
1942-43	—	—	4S	5N	—	2N	4N	2tS	2tS	1S	1N	3N	Washington
1943-44	—	—	1S	3tN	—	2N	3tN	—	2S	3S	1N	5N	Washington/CAL
1944-45	—	—	3S	5N	—	1tN*	3N	—	1S	2S	4N	1tN	Oregon/UCLA
1945-46	—	—	1S	1N	—	3N	2N	4S	3S	2S	4N	5N	California
1946-47	—	—	2S	5N	—	4N	1N	3S	1S	4S	3N	2N	Oregon State
1947-48	—	—	1S	5N	—	4N	1tN	3tS	3tS	2S	1tN*	3N	Washington
1948-49	—	—	4S	3tN	—	3tN	1N	3S	1S	2S	5N	2N	Oregon State
1949-50	—	—	3S	4N	—	5N	2tN	4S	1S	2S	2tN	1N	UCLA
1950-51	—	—	4S	4tN	—	2N	4tN	3S	1tS*	1tS	1N	3N	Washington
1951-52	—	—	2tS	2N	—	3N	5N	2tS	1S	4S	1N	4N	UCLA
1952-53	—	—	1S	2tN	—	2tN	4N	4S	3S	2S	1N	5N	Washington
1953-54	—	—	3S	2tN	—	2tN	1N	4S	2S	1S	4N	5N	USC
1954-55	—	—	4S	4tN	—	2N	1N	2S	1S	3S	3N	4tN	Oregon State
1955-56	—	—	3t	8	—	6t	6t	3t	1	5	2	9	UCLA
1956-57	—	—	1	7t	—	9	6	5	2t	4	2t	7t	California
1957-58	—	—	1t	4	—	7	1t	6	3	5	8	9	OSU/California
1958-59	—	—	1	7	—	8	6	3t	3t	5	2	9	California
1959-60	—	—	1	—	—	—	—	4	2	3	5	—	California
1960-61	—	—	4	—	—	—	—	5	2	1	3	—	USC
1961-62	—	—	5	—	—	—	—	2	1	3t	3t	—	UCLA
1962-63	—	—	5	—	—	—	—	1t	1t	3t	3t	—	Stanford/UCLA
1963-64	—	—	3	—	—	—	—	2	1	4	5	6	UCLA
1964-65	—	—	7	—	—	8	4	2	1	3	6	5	UCLA
1965-66	—	—	7t	—	—	4t	1	3	2	4t	7t	4t	Oregon State
1966-67	—	—	5t	—	—	8	2t	4	1	5t	5t	2t	UCLA
1967-68	—	—	4	—	—	8	5t	5t	1	2	7	3	UCLA
1968-69	—	—	7t	—	—	5t	5t	7t	1	3	4	2	UCLA
1969-70	—	—	6	—	—	4	7	8	1	2t	5	2t	UCLA
1970-71	—	—	3t	—	—	3t	6	7t	1	2	5	7t	UCLA
1971-72	—	—	5	—	—	8	3t	6	1	3t	2	7	UCLA
1972-73	—	—	7	—	—	3	5t	4	1	2	5t	8	UCLA
1973-74	—	—	7t	—	—	3	5	6	1	2	4	7t	UCLA

PAC-12 YEARLY CONFERENCE FINISHES



	ARIZ	ASU	CAL	COLO	IDA	MON	ORE	OSU	STAN	UCLA	USC	UTAH	WASH	WSU	CHAMPION
1974-75	—	—	4	—	—	—	5t	2	5t	1	3	—	5t	8	UCLA
1975-76#	—	—	6	—	—	—	2t	2t	7	1	8	—	4	5	UCLA
1976-77	—	—	6	—	—	—	2	4t	7	1	8	—	4t	3	UCLA
1977-78	—	—	7	—	—	—	5t	2	8	1	3t	—	5t	3t	UCLA
1978-79	4t	6t	10	—	—	—	6t	3	8t	1	2	—	8t	4t	UCLA
1979-80	6	2	10	—	—	—	7t	1	7t	4	7t	—	5	3	Oregon State
1980-81	5t	2	8t	—	—	—	7	1	8t	3	4	—	5t	10	Oregon State
1981-82	8t	6t	6t	—	—	—	8t	1	10	2	3	—	4	5	Oregon State
1982-83	10	3t	6t	—	—	—	9	3t	8	1	5	—	6t	2	UCLA
1983-84	5t	5t	9	—	—	—	3	1t	5t	4	8	—	1t	10	OSU/Washington
1984-85	3t	7	9	—	—	—	6	3t	10	3t	1t	—	1t	8	USC/Washington
1985-86	1	5t	3	—	—	—	9	5t	5t	4	10	—	2	5t	Arizona
1986-87	2	8t	3t	—	—	—	7	3t	6	1•	10	—	3t	8t	UCLA
1987-88	1•	7	8t	—	—	—	5	2t	4	2t	8t	—	8t	6	Arizona
1988-89	1•	7	5	—	—	—	9	3t	2	3t	10	—	6	8	Arizona
1989-90	1t•	7t	3	—	—	—	5	1t	6	4	7t	—	9t	9t	Arizona/OSU
1990-91	1	3t	5t	—	—	—	5t	5t	5t	2	3t	—	5t	10	Arizona
1991-92	3	5t	9	—	—	—	10	7	4	1	2	—	8	5t	UCLA
1992-93	1	3t	2	—	—	—	9	5t	10	3t	5t	—	5t	8	Arizona
1993-94	1	4t	2t	—	—	—	8	10	4t	2t	7	—	9	4t	Arizona
1994-95&	2	3	8t	—	—	—	4	7	5t	1	10	—	8t	5t	UCLA
1995-96&	2	8	4	—	—	—	5t	10	3	1	9	—	5t	7	UCLA
1996-97	5	10	2t	—	—	—	7	9	2t	1	2t	—	6	8	UCLA
1997-98	1	5t	5t	—	—	—	5t	9t	2	3	8	—	4	9t	Arizona
1998-99	2	9	5t	—	—	—	5t	7t	1	3	7t	—	4	10	Stanford
1999-00	1t	4t	7	—	—	—	3	8t	1t	4t	6	—	8t	10	Arizona/Stanford
2000-01	2	6t	4t	—	—	—	6t	9t	1	3	4t	—	9t	6t	Stanford
2001-02	2t•	7	2t	—	—	—	1	9	2t	6	2t	—	8	10	Oregon
2002-03	1	4	3	—	—	—	5•	6t	2	6t	6t	—	9	10	Arizona
2003-04	3	10	4t	—	—	—	4t	9	1•	7t	6	—	2	7t	Stanford
2004-05	1	6t	8t	—	—	—	8t	6t	3t	3t	10	—	2	6t	Arizona
2005-06	4t	8t	3	—	—	—	7	8t	4t	1•	6	—	2	10	UCLA
2006-07	3t	10	8	—	—	—	3t•	9	6	1	3t	—	7	2	UCLA
2007-08	7	5t	9	—	—	—	5t	10	2	1•	3t	—	8	3t	UCLA
2008-09	5t	3t	3t	—	—	—	10	8	9	2	5t•	—	1	7	Washington
2009-10	4	2	1	—	—	—	8t	5t	8t	5t	5t	—	3•	10	California
2010-11	1	10	5	—	—	—	7t	9	7t	2	4	—	3•	6	Arizona
2011-12	4	10	2t	5t•	—	—	2t	8t	7	5t	12	11	1	8t	Washington
2012-13	2t	6t	2t	5	—	—	2t•	t11	6t	1	6t	10	6t	t11	UCLA
2013-14	1	3t	3t	3t	—	—	3t	10	3t	2•	12	8t	8t	11	Arizona
2014-15	1•	5t	8t	8t	—	—	2t	7	5t	4	12	2t	11	8t	Arizona

Conference champion in **boldface**

* - Divisional champion

• - Pac-12 Tournament champion

- 1975-76 standings reflect on-court standings (Oregon State subsequently forfeited seven Conference games)

& - 1994-95 and 1995-96 reflect on-court standings. (California subsequently forfeited five Conference games in 1995 and nine Conference games in 1996).

Pacific Coast Conference (PCC), 1915-16 - 1958-59

Athletic Association of Western Universities (AAWU), 1959-60 - 1967-68

Pacific-8 Conference (Pac-8), 1968-69 - 1977-78

Pacific-10 Conference (Pac-10), 1978-79 - 2010-11

Pac-12 Conference (Pac-12), 2011-12-present

CONFERENCE TITLES BY SCHOOL (Includes shared titles)

1. UCLA	31
2. California	15
3. Arizona	14
4. Oregon State	12
Washington	12
6. Stanford	11
7. USC	7
8. Oregon	4
9. Idaho	2
Washington State	2
11. Arizona State	0
Colorado	0
Utah	0
Montana	0

Results since 1978-79 only (the first season of Pac-10 play from Pac-8). # - Non-Conference game

ARIZ vs. ASU

ARIZ leads all-time series, 146-82
 Longest Win Streak (Since 1978-79):
 ARIZ: 12, 1996-2001; 2002-07
 ASU: 9, 1980-1983

First meeting:

1913-14 #ARIZ... 41-17.....Tuc

1978-79	#ASU	84-82.....	McK
	ASU	76-68.....	UAC
	ARIZ	85-80.....	McK
1979-80	#ASU	85-78.....	UAC
	ASU	97-72.....	McK
	ASU	78-72.....	UAC
1980-81	ASU	83-65.....	UAC
	ASU	71-66.....	McK
1981-82	ASU	55-54.....	McK
	ASU	82-56.....	UAC
1982-83	ASU	82-69.....	UAC
	ASU	77-70.....	McK
1983-84	ARIZ	71-49.....	McK
	ARIZ	65-64.....	UAC
1984-85	ARIZ	61-60.....	UAC
	ARIZ	68-48.....	McK
1985-86	ARIZ	62-53.....	McK
	ASU	70-63.....	UAC
1986-87	ARIZ	82-67.....	UAC
	ARIZ	66-54.....	McK
1987-88	ARIZ	99-59.....	McK
	ARIZ	101-73.....	UAC
1988-89	ARIZ	96-71.....	UAC
	ARIZ	109-74.....	McK
1989-90	ARIZ	70-61.....	UAC
	ARIZ	71-50.....	McK
1990-91	ARIZ	74-71.....	UAC
	ARIZ	71-50.....	McK
1991-92	ARIZ	92-55.....	McK
	ASU	77-74.....	UAC
1992-93	ARIZ	91-87.....	UAC
	ARIZ	116-80.....	McK
1993-94	ARIZ	98-81.....	McK
	ASU	94-87.....	UAC
1994-95	ASU	53-52.....	UAC
	ASU	103-98 (2OT).....	McK
1995-96	ARIZ	71-69.....	McK
	ARIZ	108-76.....	UAC
1996-97	ARIZ	92-84.....	UAC
	ARIZ	87-71.....	McK
1997-98	ARIZ	127-99.....	McK
	ARIZ	83-82.....	UAC
1998-99	ARIZ	74-73.....	WFA
	ARIZ	86-80.....	McK
1999-00	ARIZ	82-55.....	McK
	ARIZ	89-82.....	WFA
2000-01	ARIZ	86-75.....	McK
	ARIZ	88-58.....	WFA
2001-02	ASU	88-72.....	WFA
	ARIZ	83-75.....	McK
	ARIZ	73-56.....	Stp (1)
2002-03	ARIZ	71-63.....	McK
	ARIZ	92-72.....	WFA
2003-04	ARIZ	93-74.....	WFA
	ARIZ	106-81.....	McK
2004-05	ARIZ	94-79.....	McK
	ARIZ	70-68.....	WFA
2005-06	ARIZ	80-70.....	WFA
	ARIZ	68-47.....	McK
2006-07	ARIZ	71-47.....	McK
	ARIZ	61-58.....	WFA
2007-08	ASU	64-59 (OT).....	WFA
	ASU	59-54.....	McK
2008-09	ASU	53-47.....	McK
	ASU	70-68.....	WFA
	ASU	68-56.....	Stp (1)

2009-10	ARIZ	77-58.....	WFA
	ASU	73-69.....	McK
2010-11	ARIZ	80-69.....	McK
	ARIZ	67-52.....	WFA
2011-12	ARIZ	68-51.....	McK
	ASU	87-80.....	WFA
2012-13	ARIZ	71-54.....	WFA
	ARIZ	73-58.....	McK
2013-14	ARIZ	91-68.....	McK
	ASU	69-66 (2OT).....	WFA
2014-15	ARIZ	73-49.....	McK
	ASU	81-78.....	WFA

ARIZ vs. CAL

ARIZ leads all-time series, 59-30
 Longest Win Streak (Since 1978-79):
 ARIZ: 10, 2000-2004
 CAL: 4, 1982-1983

First meeting:

1923-24 #CAL ... 38-30.....Oak

1978-79	ARIZ	69-64.....	McK
	ARIZ	83-75.....	H
1979-80	ARIZ	89-81.....	H
	ARIZ	65-62.....	McK
1980-81	ARIZ	73-71.....	H
	ARIZ	83-72.....	McK
1981-82	CAL	85-73.....	McK
	CAL	63-59.....	H
1982-83	CAL	59-57.....	H
	CAL	84-59.....	McK
1983-84	ARIZ	56-50.....	McK
	CAL	70-62.....	H
1984-85	ARIZ	69-67.....	H
	ARIZ	66-48.....	McK
1985-86	ARIZ	79-72 (2OT).....	McK
	ARIZ	61-52.....	H
1986-87	CAL	82-81 (2OT).....	McK
	ARIZ	70-51.....	H
1987-88	ARIZ	80-51.....	McK
	ARIZ	74-62.....	H
	ARIZ	88-64.....	McK (1)
1988-89	ARIZ	64-55.....	H
	ARIZ	86-59.....	McK
1989-90	ARIZ	71-70 (OT).....	McK
	ARIZ	93-68.....	H
1990-91	CAL	85-78.....	H
	ARIZ	100-63.....	McK
1991-92	ARIZ	80-68.....	H
	ARIZ	100-77.....	McK
1992-93	ARIZ	93-81.....	McK
	CAL	74-71.....	OC
1993-94	CAL	98-93 (OT).....	McK
	ARIZ	96-77.....	H
1994-95	ARIZ	99-86.....	H
	&CAL	74-72.....	McK
1995-96	ARIZ	71-68.....	McK
	&CAL	99-75.....	OC
1996-97	ARIZ	81-80.....	McK
	CAL	79-77.....	CP
1997-98	ARIZ	70-57.....	TNA
	ARIZ	76-73.....	McK
1998-99	ARIZ	91-74.....	McK
	CAL	89-76.....	TNA
1999-00	ARIZ	65-61.....	HP
	ARIZ	70-61.....	McK
2000-01	ARIZ	78-75.....	McK
	ARIZ	78-76.....	HP
2001-02	ARIZ	68-58.....	HP
	ARIZ	99-53.....	McK
	ARIZ	90-78.....	Stp (1)
2002-03	ARIZ	95-80.....	McK
	ARIZ	88-75.....	HP
2003-04	ARIZ	95-75.....	McK

2004-05	CAL	87-83.....	HP
	ARIZ	87-67.....	HP
	ARIZ	97-76.....	McK
	ARIZ	88-63.....	Stp (1)
2005-06	ARIZ	66-55.....	McK
	CAL	75-66.....	HP
2006-07	ARIZ	94-85.....	McK
	ARIZ	70-65.....	HP
2007-08	ARIZ	79-75.....	HP
	ARIZ	83-73.....	McK
2008-09	CAL	69-55.....	HP
	CAL	83-77.....	McK
2009-10	ARIZ	76-72.....	McK
	CAL	95-71.....	HP
2010-11	ARIZ	73-71.....	McK
	ARIZ	107-105 (3 OT).....	HP
2011-12	ARIZ	78-74.....	HP
2012-13	CAL	77-69.....	McK
2013-14	CAL	60-58.....	HP
	ARIZ	87-59.....	McK
2014-15	ARIZ	73-50.....	HP
	ARIZ	99-60.....	McK
	ARIZ	73-51.....	MGM (1)

ARIZ vs. COLO

ARIZ leads all-time series, 13-11
 Longest Win Streak:
 ARIZ: 6, 2013-current
 COLO: 4, 1960-1961

First meeting:

1960-61 COLO... 82-72.....BDG

2011-12	COLO	64-63.....	CEC
	ARIZ	71-57.....	McK
	COLO	53-51.....	Stp (1)
2012-13	ARIZ	92-83.....	McK
	COLO	71-58.....	CEC
	ARIZ	79-69.....	MGM (1)
2013-14	ARIZ	69-57.....	McK
	ARIZ	88-61.....	CEC
	ARIZ	63-43.....	MGM (1)
2014-15	ARIZ	68-54.....	McK
	ARIZ	82-54.....	CEC

ARIZ vs. ORE

ARIZ leads all-time series, 49-26
 Longest Win Streak (Since 1978-79):
 ARIZ: 12, 1991-1997
 ORE: 3, 1983-1984; 2007-08

First meeting:

1978-79 ORE..... 63-60.....McA

1978-79	ORE	63-60.....	McA
	ARIZ	69-67 (OT).....	McK
1979-80	ORE	90-73.....	McK
	ORE	76-62.....	McA
1980-81	ARIZ	73-70.....	McK
	ORE	79-75.....	McA
1981-82	ORE	97-88.....	McA
	ARIZ	97-78.....	McK
1982-83	ORE	86-84.....	McK
	ORE	63-57 (OT).....	McA
1983-84	ORE	69-55.....	McA
	ARIZ	75-67 (OT).....	McK
1984-85	ARIZ	73-54.....	McA
	ORE	43-40.....	McK
1985-86	ARIZ	85-68.....	McK
	ORE	65-59.....	McA
1986-87	ORE	55-54 (OT).....	McA
	ARIZ	68-53.....	McK
	ORE	72-63.....	PP (1)
1987-88	ARIZ	70-54.....	McA
	ARIZ	89-57.....	McK

1988-89	ARIZ	95-71.....	McK
	ARIZ	78-57.....	McA
1989-90	ORE	68-63.....	McA
	ARIZ	84-58.....	McK
1990-91	ORE	62-58.....	McA
	ARIZ	107-65.....	McK
1991-92	ARIZ	104-53.....	McK
	ARIZ	104-56.....	McA
1992-93	ARIZ	92-60.....	McA
	ARIZ	99-68.....	McK
1993-94	ARIZ	98-86.....	McK
	ARIZ	75-71.....	McA
1994-95	ARIZ	97-89.....	McA
	ARIZ	97-76.....	McK
1995-96	ARIZ	81-63.....	McK
	ARIZ	70-65.....	McA
1996-97	ARIZ	88-66.....	McK
	ORE	78-72.....	McA
1997-98	ARIZ	87-57.....	McK
	ARIZ	81-66.....	McA
1998-99	ARIZ	85-83.....	McA
	ARIZ	82-86.....	McK
1999-00	ARIZ	77-71.....	McK
	ORE	86-81.....	McA
2000-01	ORE	79-67.....	McA
	ARIZ	104-65.....	McK
2001-02	ORE	105-75.....	McA
	ORE	90-80.....	McK
2002-03	ARIZ	81-72.....	McA
	ARIZ	88-80.....	McK
2003-04	ARIZ	90-66.....	McK
	ARIZ	100-87.....	McA
2004-05	ARIZ	74-66.....	McA
	ARIZ	92-67.....	McK
2005-06	ORE	73-68.....	McA
	ARIZ	70-68.....	McK
2006-07	ORE	79-77.....	McK
	ARIZ	77-74.....	McA
	ORE	69-50.....	Stp (1)
2007-08	ORE	84-74.....	McK
	ORE	78-69.....	McA
2008-09	ARIZ	67-52.....	McK
	ARIZ	87-77.....	McA
2009-10	ARIZ	74-60.....	McA
	ARIZ	70-57.....	McK
2010-11	ARIZ	76-57.....	McA
	ARIZ	90-82.....	McK
2011-12	ORE	59-57.....	McK
2012-13	ORE	70-66.....	McK
2013-14	ARIZ	67-65.....	McK
	ORE	64-57.....	McK
2014-15	ARIZ	80-62.....	McK
	ARIZ	90-56.....	McK
	ARIZ	80-52.....	MGM (1)

ARIZ vs. OSU

ARIZ leads all-time series, 59-21
 Longest Win Streak (Since 1978-79):
 ARIZ: 17, 1990-1998
 OSU: 11, 1979-1984

First meeting:

1976-77 #ARIZ... 81-73.....G

1978-79	OSU	116-80.....	G
	OSU	93-79.....	McK
1979-80	OSU	77-72.....	McK
	OSU	73-63.....	G
1980-81	OSU	61-49.....	McK
	OSU	80-62.....	G
1981-82	OSU	68-55.....	G
	OSU	92-64.....	McK
1982-83	OSU	72-54.....	McK
	OSU	81-56.....	G

1983-84	OSU.....	53-48.....	G
	ARIZ.....	69-58.....	Mck
1984-85	OSU.....	59-55.....	G
	ARIZ.....	69-58.....	Mck
1985-86	ARIZ.....	63-62 (OT).....	Mck
	ARIZ.....	55-53.....	G
1986-87	ARIZ.....	54-48.....	G
	ARIZ.....	71-61.....	Mck
1987-88	ARIZ.....	70-48.....	G
	ARIZ.....	77-62.....	Mck
	ARIZ.....	93-67.....	Mck (1)
1988-89	ARIZ.....	73-69.....	G
	ARIZ.....	85-64.....	Mck
	ARIZ.....	98-87.....	For (1)
1989-90	OSU.....	84-61.....	G
	ARIZ.....	87-60.....	Mck
1990-91	ARIZ.....	103-65.....	G
	ARIZ.....	82-67.....	Mck
1991-92	ARIZ.....	86-58.....	Mck
	ARIZ.....	70-62.....	G
1992-93	ARIZ.....	57-54.....	G
	ARIZ.....	81-70.....	Mck
1993-94	ARIZ.....	100-56.....	Mck
	ARIZ.....	96-69.....	G
1994-95	ARIZ.....	111-98.....	G
	ARIZ.....	83-69.....	Mck
1995-96	ARIZ.....	84-60.....	Mck
	ARIZ.....	66-59.....	G
1996-97	ARIZ.....	99-48.....	Mck
	ARIZ.....	74-64.....	G
1997-98	ARIZ.....	93-80.....	Mck
	ARIZ.....	71-70.....	G
1998-99	OSU.....	60-59.....	G
	ARIZ.....	89-72.....	Mck
1999-00	ARIZ.....	90-73.....	Mck
	OSU.....	70-69 (OT).....	G
2000-01	ARIZ.....	68-41.....	G
	ARIZ.....	65-54.....	Mck
2001-02	ARIZ.....	76-73.....	G
	ARIZ.....	93-87.....	Mck
2002-03	ARIZ.....	80-65.....	G
	ARIZ.....	72-60.....	Mck
2003-04	ARIZ.....	109-75.....	Mck
	OSU.....	90-84.....	G
2004-05	ARIZ.....	92-83.....	G
	ARIZ.....	91-70.....	Mck
	ARIZ.....	90-59.....	Stp (1)
2005-06	OSU.....	75-65.....	G
	ARIZ.....	80-58.....	Mck
2006-07	ARIZ.....	83-72.....	Mck
	ARIZ.....	72-66.....	G
2007-08	ARIZ.....	76-63.....	Mck
	ARIZ.....	81-45.....	G
	ARIZ.....	87-56.....	Stp (1)
2008-09	ARIZ.....	64-47.....	Mck
	ARIZ.....	56-53.....	G
2009-10	OSU.....	67-64.....	G
	OSU.....	63-55.....	Mck
2010-11	OSU.....	76-75.....	G
	ARIZ.....	70-59.....	Mck
	ARIZ.....	78-69.....	Stp (1)
2011-12	ARIZ.....	81-73 (OT).....	Mck
	ARIZ.....	72-61.....	Stp (1)
2012-13	ARIZ.....	80-70.....	G
2013-14	ARIZ.....	76-54.....	Mck
	ARIZ.....	74-69.....	G
2014-15	OSU.....	58-56.....	G
	ARIZ.....	57-34.....	Mck

ARIZ vs. STAN

ARIZ leads all-time series, 59-29
 Longest Win Streak (Since 1978-79):
 ARIZ: 15, 1989-1995
 STAN: 4, 2008-09

First meeting:
 1937-38 #STAN... 44-28.....Tuc

1978-79	ARIZ.....	74-64.....	Mck
	ARIZ.....	63-62.....	MP
1979-80	STAN.....	99-80.....	MP
	ARIZ.....	95-88.....	Mck
1980-81	ARIZ.....	91-81.....	MP
	ARIZ.....	73-69.....	Mck
1981-82	ARIZ.....	61-54.....	Mck
	ARIZ.....	72-67.....	MP
1982-83	STAN.....	86-69.....	MP
	ARIZ.....	74-73.....	Mck
1983-84	STAN.....	74-66.....	Mck
	ARIZ.....	87-76.....	MP
1984-85	STAN.....	55-51.....	MP
	ARIZ.....	68-56.....	Mck
1985-86	ARIZ.....	77-69.....	Mck
	STAN.....	62-56.....	MP
1986-87	ARIZ.....	77-70.....	Mck
	STAN.....	75-73.....	MP
1987-88	ARIZ.....	90-65.....	Mck
	STAN.....	82-74.....	MP
	ARIZ.....	97-83.....	Mck (1)
1988-89	STAN.....	83-78.....	MP
	ARIZ.....	72-52.....	Mck
	ARIZ.....	73-51.....	For (1)
1989-90	ARIZ.....	68-61.....	Mck
	ARIZ.....	80-61.....	MP
	ARIZ.....	85-61.....	UAC (1)
1990-91	ARIZ.....	78-76.....	MP
	ARIZ.....	89-51.....	Mck
1991-92	ARIZ.....	72-70.....	MP
	ARIZ.....	89-83.....	Mck
1992-93	ARIZ.....	96-61.....	Mck
	ARIZ.....	94-80.....	MP
1993-94	ARIZ.....	89-72.....	Mck
	ARIZ.....	77-60.....	MP
1994-95	ARIZ.....	89-83 (OT).....	MP
	ARIZ.....	84-73.....	Mck
1995-96	STAN.....	85-79.....	Mck
	STAN.....	80-71.....	MP
1996-97	ARIZ.....	76-75.....	Mck
	STAN.....	81-80.....	MP
1997-98	ARIZ.....	93-75.....	MP
	ARIZ.....	90-58.....	Mck
1998-99	ARIZ.....	78-76.....	Mck
	STAN.....	98-83.....	MP
1999-00	ARIZ.....	68-65.....	MP
	ARIZ.....	86-81.....	Mck
2000-01	STAN.....	85-76.....	Mck
	ARIZ.....	76-75.....	MP
2001-02	ARIZ.....	88-82 (OT).....	MP
	STAN.....	76-71.....	Mck
2002-03	STAN.....	82-77.....	Mck
	ARIZ.....	72-69.....	MP
2003-04	STAN.....	82-72.....	Mck
	STAN.....	80-77.....	MP
2004-05	STAN.....	87-76.....	MP
	ARIZ.....	90-72.....	Mck
2005-06	ARIZ.....	90-81 (OT).....	Mck
	ARIZ.....	76-72.....	MP
	ARIZ.....	73-68.....	Stp (1)
2006-07	ARIZ.....	89-75.....	Mck
	ARIZ.....	85-80 (OT).....	MP
2007-08	STAN.....	56-52.....	MP
	STAN.....	67-66.....	Mck
	STAN.....	75-64.....	Stp (1)
2008-09	STAN.....	76-60.....	MP
	ARIZ.....	101-87.....	Mck

2009-10	ARIZ.....	76-68.....	Mck
	ARIZ.....	71-69.....	MP
2010-11	ARIZ.....	67-57.....	Mck
	ARIZ.....	78-69.....	MP
2011-12	ARIZ.....	53-43.....	MP
2012-13	ARIZ.....	73-66.....	Mck
2013-14	ARIZ.....	60-57.....	MP
	ARIZ.....	79-66.....	Mck
2014-15	ARIZ.....	89-82.....	MP
	ARIZ.....	91-69.....	Mck

ARIZ vs. UCLA

UCLA leads all-time series, 53-40
 Longest Win Streak (Since 1978-79):
 ARIZ: 4, four times
 UCLA: 11, 1979-1984

First meeting:
 1922-23 #UCLA... 44-30.....LA

1978-79	ARIZ.....	70-69.....	Mck
	UCLA.....	110-86.....	PP
1979-80	UCLA.....	69-59.....	PP
	UCLA.....	90-78.....	Mck
1980-81	UCLA.....	79-76.....	Mck
	UCLA.....	90-79.....	PP
1981-82	UCLA.....	65-56.....	PP
	UCLA.....	88-73.....	Mck
1982-83	UCLA.....	92-87.....	Mck
	UCLA.....	111-58.....	PP
1983-84	UCLA.....	61-58.....	Mck
	UCLA.....	68-60.....	PP
1984-85	ARIZ.....	53-52.....	Mck
	UCLA.....	58-54.....	PP
1985-86	ARIZ.....	85-60.....	Mck
	ARIZ.....	88-76.....	PP
1986-87	UCLA.....	84-83.....	Mck
	UCLA.....	81-65.....	PP
1987-88	ARIZ.....	86-74.....	Mck
	ARIZ.....	78-76 (OT).....	PP
1988-89	ARIZ.....	102-64.....	Mck
	ARIZ.....	89-86.....	PP
1989-90	UCLA.....	73-63.....	PP
	ARIZ.....	83-74.....	Mck
	ARIZ.....	84-78.....	UAC (1)
1990-91	ARIZ.....	82-77.....	Mck
	ARIZ.....	105-94 (OT).....	PP
1991-92	UCLA.....	89-87.....	Mck
	UCLA.....	89-81.....	PP
1992-93	ARIZ.....	82-80.....	PP
	ARIZ.....	99-80.....	Mck
1993-94	UCLA.....	74-66.....	PP
	ARIZ.....	98-74.....	Mck
1994-95	UCLA.....	71-61.....	Mck
	UCLA.....	72-70.....	PP
1995-96	ARIZ.....	88-79.....	Mck
	UCLA.....	76-75.....	PP
1996-97	UCLA.....	84-78 (OT).....	PP
	UCLA.....	66-64.....	Mck
1997-98	ARIZ.....	87-75.....	Mck
	ARIZ.....	91-87.....	PP
1998-99	UCLA.....	82-75.....	PP
	ARIZ.....	87-70.....	Mck
1999-00	ARIZ.....	76-61.....	PP
	ARIZ.....	99-84.....	Mck
2000-01	ARIZ.....	88-53.....	Mck
	UCLA.....	79-77 (OT).....	PP
2001-02	ARIZ.....	96-86.....	Mck
	UCLA.....	77-76.....	PP
2002-03	ARIZ.....	87-52.....	PP
	ARIZ.....	106-70.....	Mck
	UCLA.....	96-89 (OT).....	Stp (1)
2003-04	ARIZ.....	97-72.....	PP
	ARIZ.....	107-83.....	Mck
2004-05	ARIZ.....	76-73.....	Mck
	ARIZ.....	83-73.....	PP

2005-06	UCLA.....	85-79.....	Mck
	UCLA.....	84-73.....	PP
	UCLA.....	71-59.....	Stp (1)
2006-07	UCLA.....	73-69.....	PP
	UCLA.....	81-66.....	Mck
2007-08	UCLA.....	82-60.....	PP
	UCLA.....	68-66.....	Mck
2008-09	UCLA.....	83-60.....	PP
	ARIZ.....	84-72.....	Mck
2009-10	ARIZ.....	77-63.....	PP
	ARIZ.....	78-73.....	Mck
	UCLA.....	75-69.....	Stp (1)
2010-11	ARIZ.....	82-73.....	Mck
	ARIZ.....	71-49.....	PP
2011-12	UCLA.....	65-58.....	HC
	ARIZ.....	65-63.....	Mck
	ARIZ.....	66-58.....	Stp (1)
2012-13	UCLA.....	84-73.....	Mck
	UCLA.....	74-69.....	PP
	UCLA.....	66-64.....	MGM (1)
2013-14	ARIZ.....	79-75.....	HC
	UCLA.....	75-71.....	MGM (1)
2014-15	ARIZ.....	57-47.....	Mck
	ARIZ.....	70-64.....	MGM (1)

ARIZ vs. USC

ARIZ leads all-time series, 63-41
 Longest Win Streak (Since 1978-79):
 ARIZ: 11, 1986-1991
 USC: 7, 1981-1984

First meeting:
 1921-22 #ARIZ... 36-28.....Tuc

1978-79	ARIZ.....	74-72.....	Mck
	USC.....	70-67.....	SA
1979-80	ARIZ.....	86-83.....	SA
	ARIZ.....	74-65.....	Mck
1980-81	USC.....	67-63.....	Mck
	USC.....	81-71.....	SA
1981-82	USC.....	89-67.....	SA
	USC.....	60-59 (OT).....	Mck
1982-83	USC.....	74-67.....	Mck
	USC.....	72-70.....	SA
1983-84	USC.....	71-61.....	For
	ARIZ.....	55-49.....	Mck
1984-85	USC.....	64-63.....	Mck
	ARIZ.....	60-55.....	SA
1985-86	USC.....	63-62.....	SA
	ARIZ.....	71-62.....	Mck
1986-87	ARIZ.....	78-44.....	Mck
	ARIZ.....	73-61.....	SA
1987-88	ARIZ.....	92-48.....	Mck
	ARIZ.....	103-68.....	SA
1988-89	ARIZ.....	97-69.....	SA
	ARIZ.....	93-70.....	Mck
1989-90	ARIZ.....	90-75.....	SA
	ARIZ.....	95-70.....	Mck
	ARIZ.....	80-57.....	UAC (1)
1990-91	ARIZ.....	87-85.....	Mck
	USC.....	87-83.....	SA
1991-92	ARIZ.....	107-68.....	Mck
	USC.....	70-69.....	SA
1992-93	ARIZ.....	81-73.....	For
	ARIZ.....	87-76.....	Mck
1993-94	ARIZ.....	83-74.....	For
	ARIZ.....	94-61.....	Mck
1994-95	ARIZ.....	94-73.....	Mck
	ARIZ.....	89-80.....	SA
1995-96	ARIZ.....	93-81.....	Mck
	ARIZ.....	86-72.....	SA
1996-97	USC.....	75-62.....	SA
	ARIZ.....	101-77.....	Mck
1997-98	ARIZ.....	91-72.....	Mck
	USC.....	91-90 (OT).....	SA
1998-99	ARIZ.....	87-78.....	SA

1999-00	ARIZ 88-73.....	Mck
	USC 80-72.....	SA
	ARIZ 92-85.....	Mck
2000-01	ARIZ 71-58.....	Mck
	ARIZ 105-61.....	SA
2001-02	ARIZ 97-80.....	Mck
	USC 94-89.....	SA
	ARIZ 81-71.....	Stp (1)
2002-03	ARIZ 81-72.....	SA
	ARIZ 86-59.....	Mck
2003-04	USC 99-90.....	SA
	ARIZ 97-70.....	Mck
	ARIZ 79-76.....	Stp (1)
2004-05	ARIZ 77-68.....	Mck
	ARIZ 88-76.....	SA
2005-06	ARIZ 74-63.....	Mck
	USC 77-70.....	SA
2006-07	USC 80-73.....	GC
	USC 80-75.....	Mck
2007-08	ARIZ 80-69.....	GC
	USC 70-58.....	Mck
2008-09	USC 65-64.....	GC
	ARIZ 83-76.....	Mck
2009-10	USC 56-50.....	GC
	ARIZ 86-84 (20T)....	Mck
2010-11	ARIZ 82-73.....	Mck
	USC 65-57.....	GC
	ARIZ 67-62.....	Stp (1)
2011-12	ARIZ 57-46.....	GC
	ARIZ 70-54.....	Mck
2012-13	ARIZ 74-50.....	Mck
	USC 89-78.....	GC
2013-14	ARIZ 73-53.....	GC
2014-15	ARIZ 87-57.....	Mck

ARIZ vs. UTAH

Arizona leads all-time series, 30-28
 Longest Win Streak:
 UTAH: 9, 1953-63
 ARIZ: 12, 2004-current

First meeting:

1953-54	Utah 65-57.....	BDG
2011-12	ARIZ 77-51.....	JMHC
	ARIZ 70-61.....	Mck
2012-13	ARIZ 60-57.....	Mck
	ARIZ 68-64.....	JMHC
2013-14	ARIZ 65-56.....	Mck
	ARIZ 76-63 (OT)....	JMHC
	ARIZ 71-39.....	MGM (1)
2014-15	ARIZ 69-51.....	Mck
	ARIZ 63-57.....	JMHC

ARIZ vs. WASH

ARIZ leads all-time series, 48-28
 Longest Win Streak (Since 1978-79):
 ARIZ: 10, 1986-1990
 WASH: 6, 1982-1984

First meeting:

1964-65	#ARIZ ... 77-63.....	LA
1978-79	WASH ... 75-66.....	HE
	ARIZ 71-68.....	Mck
1979-80	ARIZ 67-65.....	Mck
	WASH ... 75-72.....	HE
1980-81	ARIZ 84-77.....	HE
	ARIZ 68-66 (OT)....	Mck
1981-82	WASH ... 60-57.....	Mck
	WASH ... 86-62.....	HE
1982-83	WASH ... 74-61.....	HE
	WASH ... 80-72.....	Mck
1983-84	WASH ... 55-53.....	Mck
	WASH ... 56-51.....	HE
1984-85	ARIZ 69-56.....	Mck

1985-86	ARIZ 70-57.....	HE
	ARIZ 77-56.....	Mck
1986-87	ARIZ 73-72.....	HE
	ARIZ 81-70.....	Mck
1987-88	ARIZ 110-71.....	HE
	ARIZ 89-71.....	Mck
1988-89	ARIZ 116-61.....	Mck
	ARIZ 85-68.....	HE
1989-90	ARIZ 65-51.....	Mck
	ARIZ 75-60.....	HE
1990-91	WASH ... 70-56.....	HE
	ARIZ 85-56.....	Mck
1991-92	WASH ... 62-60.....	HE
	ARIZ 85-51.....	Mck
1992-93	ARIZ 93-76.....	Mck
	ARIZ 81-72.....	HE
1993-94	WASH ... 74-69.....	HE
	ARIZ 95-62.....	Mck
1994-95	ARIZ 91-65.....	Mck
	ARIZ 63-54.....	HE
1995-96	WASH ... 80-79 (OT)....	Mck
	ARIZ 67-65.....	HE
1996-97	WASH ... 92-88.....	HE
	ARIZ 103-82.....	Mck
1997-98	ARIZ 110-91.....	HE
	ARIZ 112-81.....	Mck
1998-99	ARIZ 88-86.....	Mck
	WASH ... 90-84.....	HE
1999-00	ARIZ 69-62.....	Mck
	ARIZ 65-56.....	KA
2000-01	ARIZ 89-64.....	BAHE
	ARIZ 82-62.....	Mck
2001-02	ARIZ 74-69.....	BAHE
	ARIZ 91-82.....	Mck
2002-03	ARIZ 79-61.....	Mck
	ARIZ 88-85 (OT)....	BAHE
2003-04	WASH ... 96-83.....	BAHE
	WASH ... 89-84.....	Mck
	WASH ... 90-85.....	Stp (1)
2004-05	ARIZ 91-82.....	Mck
	WASH ... 93-85.....	BAHE
	WASH ... 81-72.....	Stp (1)
2005-06	ARIZ 98-96 (20T)..	BAHE
	WASH ... 70-67.....	Mck
2006-07	ARIZ 96-87.....	BAHE
	ARIZ 84-54.....	Mck
2007-08	ARIZ 84-69.....	Mck
	WASH ... 75-66.....	BAHE
2008-09	ARIZ 106-97.....	Mck
	WASH ... 83-78.....	BAHE
2009-10	ARIZ 87-70.....	Mck
	WASH ... 81-75.....	BAHE
2010-11	WASH ... 85-68.....	AAA
	ARIZ 87-86.....	Mck
	WASH ... 77-75 (OT)...	Stp (1)
2011-12	WASH ... 69-67.....	Mck
	WASH ... 79-70.....	AAA
2012-13	ARIZ 57-53.....	AAA
	ARIZ 70-52.....	Mck
2013-14	ARIZ 71-62.....	Mck
2014-15	ARIZ 88-62.....	AAA

ARIZ vs. WSU

ARIZ leads all-time series, 59-16
 Longest Win Streak (Since 1978-79):
 ARIZ: 38, 1986-2005
 WSU: 3, 1980-1981, 2009-10

First meeting:

1959-60	#WSU ... 64-58.....	B
1978-79	WSU 74-68.....	F
	ARIZ 78-72.....	Mck
1979-80	WSU 59-57.....	Mck
	WSU 74-71.....	F

1980-81	WSU 80-71.....	F
	ARIZ 77-73.....	Mck
1981-82	WSU 59-53.....	Mck
	ARIZ 58-56.....	F
1982-83	WSU 86-64.....	F
	WSU 75-65.....	Mck
1983-84	WSU 51-49.....	Mck
	ARIZ 86-68.....	F
1984-85	ARIZ 73-56.....	Mck
	ARIZ 63-60.....	F
1985-86	WSU 65-63 (OT)....	F
	ARIZ 62-61.....	Mck
1986-87	ARIZ 96-59.....	B
	ARIZ 84-58.....	Mck
1987-88	ARIZ 89-55.....	F
	ARIZ 79-41.....	Mck
1988-89	ARIZ 76-59.....	Mck
	ARIZ 74-48.....	F
1989-90	ARIZ 65-51.....	Mck
	ARIZ 86-62.....	F
1990-91	ARIZ 84-69.....	F
	ARIZ 84-71.....	Mck
1991-92	ARIZ 78-65.....	F
	ARIZ 94-72.....	Mck
1992-93	ARIZ 87-63.....	Mck
	ARIZ 70-64.....	F
1993-94	ARIZ 80-68.....	F
	ARIZ 85-69.....	Mck
1994-95	ARIZ 84-76.....	Mck
	ARIZ 114-111 (20T)....	F
1995-96	ARIZ 96-78.....	Mck
	ARIZ 72-62.....	F
1996-97	ARIZ 87-78.....	F
	ARIZ 100-86.....	Mck
1997-98	ARIZ 94-81.....	F
	ARIZ 83-61.....	Mck
1998-99	ARIZ 98-87.....	Mck
	ARIZ 81-79.....	F
1999-00	ARIZ 80-75.....	Mck
	ARIZ 73-50.....	F
2000-01	ARIZ 84-51.....	F
	ARIZ 86-51.....	Mck
2001-02	ARIZ 92-85.....	F
	ARIZ 85-68.....	Mck
2002-03	ARIZ 82-69.....	Mck
	ARIZ 75-62.....	F
2003-04	ARIZ 61-57.....	F
	ARIZ 72-60.....	Mck
2004-05	WSU 70-63.....	Mck
	ARIZ 57-56 (OT)....	F
2005-06	ARIZ 70-52.....	F
	ARIZ 66-61.....	Mck
2006-07	WSU 77-73.....	F
	WSU 72-66.....	Mck
2007-08	ARIZ 76-64.....	Mck
	ARIZ 65-55.....	F
2008-09	ARIZ 66-56.....	Mck
	WSU 69-53.....	F
2009-10	WSU 78-76.....	Mck
	WSU 78-60.....	F
2010-11	ARIZ 65-63.....	F
	ARIZ 79-70.....	Mck
2011-12	ARIZ 85-61.....	Mck
	ARIZ 76-72.....	F
2012-13	ARIZ 79-65.....	F
	ARIZ 73-56.....	Mck
2013-14	ARIZ 60-25.....	Mck
2014-15	ARIZ 86-59.....	F

ASU vs. CAL

ASU leads all-time series, 40-37
 Longest Win Streak (Since 1978-79):
 ASU: 7, 1983-1986
 CAL: 5, 1989-1991, 2010-12

First meeting:

1955-56	#CAL ... 64-59.....	SDG
1978-79	CAL 70-59.....	UAC
	ASU 91-55.....	H
1979-80	ASU 74-63.....	H
	ASU 69-58.....	UAC
1980-81	ASU 84-81 (20T)....	H
	ASU 81-68.....	UAC
1981-82	ASU 70-57.....	UAC
	CAL 70-65.....	H
1982-83	ASU 72-65.....	H
	ASU 79-69.....	UAC
1983-84	ASU 75-60.....	UAC
	ASU 59-54.....	H
1984-85	ASU 77-70.....	H
	ASU 61-60.....	UAC
1985-86	ASU 69-67.....	UAC
	CAL 83-61.....	H
1986-87	ASU 61-53.....	UAC
	CAL 71-65.....	H
1987-88	ASU 82-60.....	UAC
	ASU 88-75.....	H
1988-89	CAL 84-60.....	H
	CAL 73-63.....	UAC
1989-90	CAL 68-66.....	UAC
	CAL 69-60.....	H
1990-91	CAL 76-65.....	H
	ASU 87-78.....	UAC
1991-92	CAL 68-61.....	H
	ASU 74-71.....	UAC
1992-93	ASU 90-83.....	UAC
	CAL 91-67.....	OC
1993-94	ASU 63-60.....	UAC
	CAL 95-78.....	H
1994-95	ASU 73-68.....	OC
	ASU 100-81.....	UAC
1995-96	ASU 56-53.....	UAC
	CAL 97-82.....	H
1996-97	ASU 64-60.....	UAC
	CAL 84-66.....	H
1997-98	CAL 82-77.....	TNA
	ASU 99-80.....	UAC
1998-99	ASU 69-66.....	WFA
	CAL 78-73.....	TNA
1999-00	ASU 111-108 (20T)..	HP
	ASU 85-76.....	WFA
2000-01	CAL 82-67.....	WFA
	CAL 86-67.....	HP
2001-02	CAL 67-59.....	HP
	CAL 91-80.....	WFA
2002-03	ASU 75-70.....	WFA
	CAL 80-72.....	HP
2003-04	CAL 74-62.....	WFA
	CAL 85-83.....	HP
2004-05	ASU 79-70.....	HP
	CAL 84-82.....	WFA
2005-06	CAL 88-58.....	WFA
	ASU 65-64 (20T)....	HP
2006-07	CAL 66-62 (OT)....	WFA
	ASU 42-41.....	HP
2007-08	ASU 99-90 (20T)....	HP
	CAL 76-73.....	WFA
2008-09	CAL 81-71.....	HP
	ASU 83-66.....	WFA
2009-10	CAL 78-70.....	WFA
	CAL 62-46.....	HP
2010-11	CAL 65-61.....	WFA
	CAL 66-62.....	HP
2011-12	CAL 68-47.....	HP

2012-13	ASU.....	66-62.....	WFA
2013-14	ASU.....	89-78 (OT).....	HP
	ASU.....	78-60.....	WFA
2014-15	ASU.....	79-44.....	HP
	ASU.....	74-70.....	WFA

ASU vs. COLO

All-time series tied, 6-6

Longest Win Streak:

ASU: 3, 2013-14

COLO: 3, 1968-2012

First meeting:

1962-63 ASU..... 71-53..... SDG

2011-12 COLO.... 69-54..... CEC

COLO.... 63-49..... WFA

2012-13 ASU..... 65-56..... WFA

ASU..... 63-62..... CEC

2013-14 ASU..... 72-51..... WFA

COLO.... 61-52..... CEC

2014-15 ASU..... 76-72..... WFA

COLO.... 87-81..... CEC

ASU vs. ORE

ASU leads all-time series, 42-37

Longest Win Streak (Since 1978-79):

ASU: 8, 1990-1994

ORE: 5, 1986-1988

First meeting:

1960-61 #ORE.... 71-55..... McA

1978-79 ASU..... 65-45..... McA

ORE..... 70-63..... UAC

1979-80 ASU..... 103-77..... UAC

ASU..... 88-65..... McA

1980-81 ASU..... 104-64..... UAC

ASU..... 78-77 (OT)..... McA

1981-82 ORE..... 82-65..... McA

ASU..... 80-62..... UAC

1982-83 ASU..... 54-52..... UAC

ASU..... 81-80 (OT)..... McA

1983-84 ORE..... 80-69..... McA

ASU..... 60-56..... UAC

1984-85 ORE..... 81-72..... McA

ASU..... 65-64..... UAC

1985-86 ASU..... 76-58..... UAC

ORE..... 89-65..... McA

1986-87 ORE..... 77-69..... McA

ORE..... 70-62..... UAC

1987-88 ORE..... 86-84..... McA

ORE..... 87-82 (OT)..... UAC

1988-89 ASU..... 72-70..... UAC

ASU..... 98-94..... McA

1989-90 ORE..... 63-61..... McA

ASU..... 75-71..... UAC

1990-91 ASU..... 99-84..... McA

ASU..... 87-84 (OT)..... UAC

1991-92 ASU..... 71-62..... UAC

ASU..... 58-48..... McA

1992-93 ASU..... 99-84..... McA

ASU..... 103-88..... UAC

1993-94 ASU..... 84-78..... UAC

ORE..... 87-80..... McA

1994-95 ASU..... 79-76..... McA

ORE..... 72-73..... UAC

1995-96 ORE..... 81-70..... UAC

ASU..... 74-73..... McA

1996-97 ORE..... 76-51..... UAC

ORE..... 85-77..... McA

1997-98 ASU..... 67-51..... UAC

ORE..... 97-73..... McA

1998-99 ASU..... 64-60..... McA

ORE..... 76-75..... WFA

1999-00 ORE..... 86-73..... WFA

	ORE.....	76-74.....	McA
2000-01	ASU.....	99-72.....	McA
	ASU.....	86-74.....	WFA
2001-02	ORE.....	103-90.....	McA
	ASU.....	95-88.....	WFA
2002-03	ORE.....	94-73.....	McA
	ASU.....	91-77.....	WFA
	ORE.....	83-82.....	Stp (1)
2003-04	ORE.....	83-76.....	WFA
	ASU.....	86-75.....	McA
2004-05	ASU.....	64-51.....	McA
	ASU.....	66-56.....	WFA
2005-06	ORE.....	67-53.....	McA
	ORE.....	98-87.....	WFA
2006-07	ORE.....	60-55.....	WFA
	ORE.....	55-51.....	McA
2007-08	ASU.....	62-54.....	WFA
	ORE.....	67-61.....	McA
2008-09	ASU.....	76-58.....	WFA
	ASU.....	66-57.....	McA
2009-10	ASU.....	76-57.....	McA
	ASU.....	61-51.....	WFA
2010-11	ASU.....	60-55.....	McA
	ASU.....	73-53.....	WFA
	ORE.....	76-69.....	Stp (1)
2011-12	ORE.....	67-59.....	WFA
2012-13	ORE.....	68-65.....	MK
2013-14	ASU.....	74-72.....	WFA
	ORE.....	85-78.....	MK
2014-15	ORE.....	59-56.....	MK
	ORE.....	68-67 (OT).....	WFA

1995-96	ASU.....	63-58 (OT).....	UAC
	ASU.....	93-75.....	G
1996-97	ASU.....	78-75 (OT).....	UAC
	OSU.....	71-67.....	G
1997-98	OSU.....	70-61.....	UAC
	ASU.....	70-63.....	G
1998-99	OSU.....	81-51.....	G
	ASU.....	87-66.....	WFA
1999-00	ASU.....	75-64.....	WFA
	ASU.....	77-74 (OT).....	G
2000-01	ASU.....	73-58.....	G
	ASU.....	61-59.....	WFA
2001-02	OSU.....	62-57.....	G
	ASU.....	67-58.....	WFA
2002-03	ASU.....	67-47.....	G
	ASU.....	74-64.....	WFA
2003-04	ASU.....	83-79.....	WFA
	OSU.....	66-61.....	G
2004-05	OSU.....	88-66.....	G
	ASU.....	75-73.....	WFA
2004-05	ASU.....	65-63 (OT).....	G
	ASU.....	76-59.....	WFA
	OSU.....	71-68.....	Stp (1)
2006-07	OSU.....	67-59.....	WFA
	OSU.....	59-55.....	G
2007-08	ASU.....	72-53.....	WFA
	ASU.....	77-64.....	G
2008-09	ASU.....	69-38.....	WFA
	ASU.....	49-38.....	G
2009-10	ASU.....	66-57.....	G
	ASU.....	56-46.....	WFA
2010-11	OSU.....	80-58.....	G
	ASU.....	80-66.....	WFA
2011-12	ASU.....	76-66.....	WFA
2012-13	ASU.....	72-62.....	G
2013-14	ASU.....	86-82 (OT).....	WFA
	OSU.....	78-76 (OT).....	G
2014-15	OSU.....	55-47.....	G
	ASU.....	73-55.....	WFA

1992-93	ASU.....	76-71.....	UAC
	ASU.....	109-87.....	UAC
1993-94	ASU.....	75-71.....	MP
	ASU.....	78-67.....	UAC
1994-95	ASU.....	71-69.....	MP
	STAN....	91-75.....	MP
1995-96	ASU.....	79-70.....	UAC
	STAN....	67-53.....	UAC
1996-97	STAN....	83-70.....	MP
	STAN....	81-65.....	UAC
1997-98	STAN....	86-63.....	MP
	ASU.....	90-87 (OT).....	MP
	STAN....	86-73.....	UAC
1998-99	STAN....	73-67.....	WFA
	STAN....	87-77 (OT).....	MP
1999-00	STAN....	86-67.....	MP
	STAN....	65-57.....	WFA
2000-01	STAN....	94-77.....	WFA
	STAN....	99-75.....	MP
2001-02	STAN....	90-81.....	MP
	STAN....	81-76.....	WFA
2002-03	STAN....	58-57.....	WFA
	STAN....	88-77.....	MP
2003-04	STAN....	63-62.....	WFA
	STAN....	81-51.....	MP
2004-05	ASU.....	81-69.....	MP
	ASU.....	74-67.....	WFA
2005-06	STAN....	70-64.....	WFA
	STAN....	82-69.....	MP
2006-07	STAN....	71-60.....	WFA
	STAN....	63-53.....	MP
2007-08	STAN....	67-52.....	MP
	ASU.....	72-68 (OT).....	WFA
2008-09	ASU.....	90-60.....	MP
	STAN....	74-64.....	WFA
2009-10	ASU.....	88-70.....	WFA
	ASU.....	68-60.....	MP
	STAN....	70-61.....	Stp (1)
2010-11	STAN....	55-41.....	WFA
	STAN....	83-75.....	MP
2011-12	STAN....	68-44.....	MP
	STAN....	85-65.....	Stp (1)
2012-13	STAN....	62-59.....	WFA
	ASU.....	89-88 (OT)MGM (1)	
2013-14	STAN....	76-70.....	MP
	ASU.....	76-64.....	WFA
	STAN....	78-58.....	MGM (1)
2014-15	STAN....	89-70.....	MP
	ASU.....	67-62.....	WFA

1978-79	ASU.....	65-45.....	McA
	ORE.....	70-63.....	UAC
1979-80	ASU.....	103-77.....	UAC
	ASU.....	88-65.....	McA
1980-81	ASU.....	104-64.....	UAC
	ASU.....	78-77 (OT).....	McA
1981-82	ORE.....	82-65.....	McA
	ASU.....	80-62.....	UAC
1982-83	ASU.....	54-52.....	UAC
	ASU.....	81-80 (OT).....	McA
1983-84	ORE.....	80-69.....	McA
	ASU.....	60-56.....	UAC
1984-85	ORE.....	81-72.....	McA
	ASU.....	65-64.....	UAC
1985-86	ASU.....	76-58.....	UAC
	ORE.....	89-65.....	McA
1986-87	ORE.....	77-69.....	McA
	ORE.....	70-62.....	UAC
1987-88	ORE.....	86-84.....	McA
	ORE.....	87-82 (OT).....	UAC
1988-89	ASU.....	72-70.....	UAC
	ASU.....	98-94.....	McA
1989-90	ORE.....	63-61.....	McA
	ASU.....	75-71.....	UAC
1990-91	ASU.....	99-84.....	McA
	ASU.....	87-84 (OT).....	UAC
1991-92	ASU.....	71-62.....	UAC
	ASU.....	58-48.....	McA
1992-93	ASU.....	99-84.....	McA
	ASU.....	103-88.....	UAC
1993-94	ASU.....	84-78.....	UAC
	ORE.....	87-80.....	McA
1994-95	ASU.....	79-76.....	McA
	ORE.....	72-73.....	UAC
1995-96	ORE.....	81-70.....	UAC
	ASU.....	74-73.....	McA
1996-97	ORE.....	76-51.....	UAC
	ORE.....	85-77.....	McA
1997-98	ASU.....	67-51.....	UAC
	ORE.....	97-73.....	McA
1998-99	ASU.....	64-60.....	McA
	ORE.....	76-75.....	WFA
1999-00	ORE.....	86-73.....	WFA

1995-96	ASU.....	63-58 (OT).....	UAC
	ASU.....	93-75.....	G
1996-97	ASU.....	78-75 (OT).....	UAC
	OSU.....	71-67.....	G
1997-98	OSU.....	70-61.....	UAC
	ASU.....	70-63.....	G
1998-99	OSU.....	81-51.....	G
	ASU.....	87-66.....	WFA
1999-00	ASU.....	75-64.....	WFA
	ASU.....	77-74 (OT).....	G
2000-01	ASU.....	73-58.....	G
	ASU.....	61-59.....	WFA
2001-02	OSU.....	62-57.....	G
	ASU.....	67-58.....	WFA
2002-03	ASU.....	67-47.....	G
	ASU.....	74-64.....	WFA
2003-04	ASU.....	83-79.....	WFA
	OSU.....	66-61.....	G
2004-05	OSU.....	88-66.....	G
	ASU.....	75-73.....	WFA
2004-05	ASU.....	65-63 (OT).....	G
	ASU.....	76-59.....	WFA
	OSU.....	71-68.....	Stp (1)
2006-07	OSU.....	67-59.....	WFA
	OSU.....	59-55.....	G
2007-08	ASU.....	72-53.....	WFA
	ASU.....	77-64.....	G
2008-09	ASU.....	69-38.....	WFA
	ASU.....	49-38.....	G
2009-10	ASU.....	66-57.....	G
	ASU.....	56-46.....	WFA
2010-11	OSU.....	80-58.....	G
	ASU.....	80-66.....	WFA
2011-12	ASU.....	76-66.....	WFA
2012-13	ASU.....	72-62.....	G
2013-14	ASU.....	86-82 (OT).....	WFA
	OSU.....	78-76 (OT).....	G
2014-15	OSU.....	55-47.....	G
	ASU.....	73-55.....	WFA

1992-93	ASU.....	76-71.....	UAC
	ASU.....	109-87.....	UAC
1993-94	ASU.....	75-71.....	MP
	ASU.....	78-67.....	UAC
1994-95	ASU.....	71-69.....	MP
	STAN....	91-75.....	MP
1995-96	ASU.....	79-70.....	UAC
	STAN....	67-53.....	UAC
1996-97	STAN....	83-70.....	MP
	STAN....	81-65.....	UAC
1997-98	STAN....	86-63.....	MP
	ASU.....	90-87 (OT).....	MP
	STAN....	86-73.....	UAC
1998-99	STAN....	73-67.....	WFA
	STAN....	87-77 (OT).....	MP
1999-00	STAN....	86-67.....	MP
	STAN....	65-57.....	WFA
2000-01	STAN....	94-77.....	WFA
	STAN....	99-75.....	MP</

ASU..... 67-64..... PP
UCLA.... 99-83..... PP (1)
1987-88 UCLA.... 94-81..... UAC
UCLA.... 79-73..... PP
1988-89 UCLA.... 94-84..... PP
ASU..... 93-86..... UAC
1989-90 UCLA.... 62-53..... PP
UCLA.... 80-72..... UAC
UCLA.... 79-78..... UAC (1)
1990-91 UCLA.... 82-68..... UAC
UCLA.... 64-44..... PP
1991-92 UCLA.... 83-62..... UAC
UCLA.... 85-77..... PP
1992-93 UCLA.... 89-85..... PP
UCLA.... 74-77..... UAC
1993-94 UCLA.... 98-81..... PP
UCLA.... 76-70..... UAC
1994-95 UCLA.... 85-72..... UAC
UCLA.... 82-77 (OT)..... PP
1995-96 UCLA.... 87-73..... UAC
UCLA.... 87-70..... PP
1996-97 UCLA.... 79-62..... PP
UCLA.... 92-81..... UAC
1997-98 UCLA.... 78-73..... UAC
UCLA.... 102-94..... PP
1998-99 UCLA.... 88-85 (OT)..... PP
UCLA.... 68-65..... WFA
1999-00 UCLA.... 83-77..... PP
ASU..... 104-75..... WFA
2000-01 UCLA.... 91-83..... WFA
UCLA.... 73-68..... PP
2001-02 UCLA.... 82-79..... WFA
ASU..... 69-68..... PP
2002-03 ASU..... 75-64..... PP
ASU..... 85-69..... WFA
2003-04 UCLA.... 66-58..... PP
ASU..... 74-62 (OT)..... WFA
2004-05 UCLA.... 86-82..... WFA
UCLA.... 95-76..... PP
2005-06 UCLA.... 61-60..... WFA
UCLA.... 69-60..... PP
2006-07 UCLA.... 60-50..... PP
UCLA.... 67-61..... WFA
2007-08 UCLA.... 84-51..... PP
UCLA.... 70-49..... WFA
2008-09 ASU..... 61-58 (OT)..... PP
ASU..... 74-67..... WFA
2009-10 UCLA.... 72-70..... PP
ASU..... 65-46..... WFA
2010-11 UCLA.... 73-72 (OT)..... WFA
UCLA.... 71-53..... PP
2011-12 UCLA.... 75-58..... HC
UCLA.... 66-57..... WFA
2012-13 ASU..... 78-60..... WFA
UCLA.... 79-74..... PP
UCLA.... 80-75..... MGM (1)
2013-14 UCLA.... 87-72..... PP
2014-15 ASU..... 68-66..... WFA

ASU vs. USC

USC leads all-time series, 51-40
 Longest Win Streak (Since 1978-79):
 ASU: 4, 1980-1981
 USC: 5, 2001-2003

First meeting:
 1928-29 #USC.... 44-19..... SDG

1978-79 USC..... 69-65..... UAC
USC..... 75-59..... SA
1979-80 #USC.... 77-66..... UAC
ASU..... 81-75..... SA
ASU..... 67-57..... UAC
1980-81 ASU..... 69-55..... UAC
ASU..... 77-61..... SA
1981-82 USC..... 64-57..... SA

ASU..... 80-62..... UAC
1982-83 ASU..... 75-68..... UAC
USC..... 94-92..... SA
1983-84 ASU..... 65-48..... UAC
ASU..... 76-73..... SA
1984-85 USC..... 73-54..... UAC
USC..... 76-60..... SA
1985-86 USC..... 81-72..... SA
ASU..... 75-67..... UAC
1986-87 USC..... 66-62..... UAC
ASU..... 69-62..... SA
1987-88 ASU..... 77-74..... UAC
USC..... 74-70..... SA
1988-89 ASU..... 67-62..... SA
USC..... 93-86..... UAC
USC..... 94-82..... For (1)
1989-90 USC..... 69-59..... LC
USC..... 88-63..... UAC
1990-91 ASU..... 84-80 (OT)..... UAC
ASU..... 88-83..... SA
1991-92 USC..... 69-64..... UAC
USC..... 81-66..... SA
1992-93 USC..... 87-79..... SA
ASU..... 101-67..... UAC
1993-94 ASU..... 87-62..... LC
USC..... 68-56..... UAC
1994-95 ASU..... 81-71..... UAC
USC..... 74-70..... SA
1995-96 ASU..... 80-67..... UAC
ASU..... 69-66..... SA
1996-97 USC..... 75-56..... SA
USC..... 72-66..... UAC
1997-98 ASU..... 84-81..... UAC
USC..... 117-71..... SA
1998-99 USC..... 72-70..... SA
USC..... 84-73..... WFA
1999-00 USC..... 95-92 (OT)..... SA
ASU..... 93-81..... WFA
2000-01 USC..... 77-58..... WFA
USC..... 80-68..... SA
2001-02 USC..... 81-73..... WFA
USC..... 83-61..... SA
2002-03 USC..... 76-74..... SA
ASU..... 108-78..... WFA
2003-04 ASU..... 100-85..... SA
USC..... 93-84 (OT)..... WFA
2004-05 USC..... 98-94..... WFA
USC..... 82-71..... SA
2005-06 USC..... 66-65..... WFA
ASU..... 68-65..... SA
2006-07 USC..... 58-49..... GC
ASU..... 68-58..... WFA
2007-08 USC..... 67-53..... GC
ASU..... 80-66..... WFA
USC..... 59-55..... Stp (1)
2008-09 USC..... 61-49..... GC
ASU..... 65-53..... WFA
USC..... 66-63..... Stp (1)
2009-10 USC..... 47-37..... GC
ASU..... 59-54..... WFA
2010-11 USC..... 63-61..... WFA
USC..... 62-46..... GC
2011-12 ASU..... 62-53..... GC
ASU..... 56-52..... WFA
2012-13 ASU..... 98-93..... WFA
USC..... 57-56..... GC
2013-14 ASU..... 79-60..... GC
2014-15 ASU..... 64-59..... WFA
USC..... 67-64..... MGM (1)

ASU vs. UTAH

UTAH leads all-time series, 29-19
 Longest Win Streak:
 ASU: 5, 1973-1975
 UTAH: 7, 1976-82

First meeting:
 1960-61 UTAH ... 88-80..... N

2011-12 UTAH ... 64-43..... JMHC
ASU..... 57-52..... WFA
2012-13 ASU..... 55-54..... WFA
UTAH ... 60-55..... JMHC
2013-14 ASU..... 79-75..... WFA
UTAH ... 86-63..... JMHC
2014-15 UTAH ... 76-59..... WFA
UTAH ... 83-41..... JMHC

ASU vs. WASH

WASH leads all-time series, 41-37
 Longest Win Streak (Since 1978-79):
 ASU: 14, 1990-1996
 WASH: 11, 2004-08

First meeting:
 1977-78 #WASH. 68-62..... HE

1978-79 ASU..... 70-65..... HE
ASU..... 77-59..... UAC
1979-80 ASU..... 69-56..... UAC
ASU..... 75-61..... HE
1980-81 ASU..... 90-62..... HE
ASU..... 78-76..... UAC
1981-82 WASH ... 47-46..... UAC
WASH ... 59-55..... HE
1982-83 ASU..... 72-68..... HE
ASU..... 70-54..... UAC
1983-84 WASH ... 57-53..... UAC
WASH ... 70-61..... HE
1984-85 WASH ... 72-65..... UAC
WASH ... 81-63..... HE
1985-86 WASH ... 72-58..... HE
WASH ... 64-62..... UAC
1986-87 WASH ... 81-72..... HE
ASU..... 71-70..... UAC
1987-88 ASU..... 87-78..... HE
WASH ... 77-73..... UAC
WASH ... 96-82..... Mck (1)
1988-89 ASU..... 121-90..... UAC
WASH ... 83-72..... HE
1989-90 ASU..... 63-48..... UAC
ASU..... 58-56..... HE
ASU..... 57-51..... UAC (1)
1990-91 ASU..... 68-60..... HE
ASU..... 53-41..... UAC
1991-92 ASU..... 68-62..... HE
ASU..... 55-47..... UAC
1992-93 ASU..... 94-85..... UAC
ASU..... 79-74..... HE
1993-94 ASU..... 59-53..... HE
ASU..... 73-55..... UAC
1994-95 ASU..... 78-73 (OT)..... UAC
ASU..... 72-71..... HE
1995-96 ASU..... 88-79..... UAC
WASH ... 75-64..... HE
1996-97 WASH ... 72-61..... HE
WASH ... 72-69..... UAC
1997-98 WASH ... 92-70..... HE
ASU..... 94-85..... UAC
1998-99 ASU..... 96-72..... WFA
WASH ... 93-85..... HE
1999-00 ASU..... 90-80..... WFA
ASU..... 81-67..... KA
2000-01 WASH ... 70-68 (OT)..... BAHE
ASU..... 89-57..... WFA
2001-02 WASH ... 81-68..... BAHE

ASU..... 86-74..... WFA
2002-03 ASU..... 89-57..... WFA
ASU..... 79-77 (OT)..... BAHE
2003-04 WASH ... 90-81..... BAHE
WASH ... 96-72..... WFA
2004-05 WASH ... 79-70..... WFA
WASH ... 90-82..... BAHE
WASH ... 95-90 (OT)..... Stp (1)
2005-06 WASH ... 91-67..... BAHE
WASH ... 91-66..... WFA
2006-07 WASH ... 64-53..... BAHE
WASH ... 66-61..... WFA
WASH ... 59-51..... Stp (1)
2007-08 WASH ... 72-61..... WFA
ASU..... 77-63..... BAHE
2008-09 WASH ... 84-71..... BAHE
WASH ... 73-70 (OT)..... WFA
ASU..... 75-65..... Stp (1)
2009-10 ASU..... 68-51..... WFA
WASH ... 79-56..... BAHE
2010-11 WASH ... 88-75..... AAA
WASH ... 79-62..... WFA
2011-12 WASH ... 60-54..... WFA
WASH ... 77-69..... AAA
2012-13 WASH ... 96-92..... AAA
WASH ... 68-59..... WFA
2013-14 WASH ... 76-65..... WFA
2014-15 ASU..... 78-68..... AAA

ASU vs. WSU

ASU leads all-time series, 37-36
 Longest Win Streak (Since 1978-79):
 ASU: 6, 1998-2000
 WSU: 6, 2007-09

First meeting:
 1959-60 #ASU.... 94-70..... (n/a)

1978-79 WSU..... 84-67..... F
WSU..... 84-79..... UAC
1979-80 ASU..... 75-74..... UAC
WSU..... 71-58..... F
1980-81 ASU..... 62-59 (2OT)..... F
ASU..... 77-63..... UAC
1981-82 WSU..... 53-43..... UAC
WSU..... 70-68 (OT)..... F
1982-83 WSU..... 75-74..... F
ASU..... 90-78..... UAC
1983-84 ASU..... 64-62 (OT)..... UAC
ASU..... 67-41..... F
1984-85 ASU..... 63-59..... UAC
WSU..... 86-78..... F
1985-86 WSU..... 70-62..... F
ASU..... 80-78 (2OT)..... UAC
1986-87 ASU..... 80-64..... F
ASU..... 66-62..... UAC
ASU..... 76-60..... PP (1)
1987-88 ASU..... 66-65 (OT)..... F
WSU..... 70-66..... UAC
1988-89 WSU..... 65-59..... UAC
WSU..... 96-80..... F
1989-90 ASU..... 75-64..... UAC
ASU..... 68-57..... F
1990-91 WSU..... 95-86..... F
WSU..... 74-72..... UAC
1991-92 ASU..... 95-86..... F
ASU..... 71-70..... UAC
1992-93 ASU..... 81-77..... UAC
WSU..... 97-67..... F
1993-94 WSU..... 73-70..... F
WSU..... 80-71..... UAC
1994-95 ASU..... 87-60..... UAC
WSU..... 84-71..... F
1995-96 WSU..... 72-58..... UAC
WSU..... 103-78..... F
1996-97 WSU..... 74-55..... F

WSU.....	74-70.....	UAC
1997-98 ASU.....	86-85.....	F
ASU.....	82-68.....	UAC
1998-99 ASU.....	91-63.....	WFA
ASU.....	69-64.....	F
1999-00 ASU.....	81-64.....	WFA
ASU.....	81-79 (OT).....	F
2000-01 WSU.....	81-60.....	F
WSU.....	58-57.....	WFA
2001-02 ASU.....	81-71.....	F
ASU.....	96-45.....	WFA
2002-03 ASU.....	96-55.....	WFA
ASU.....	87-54.....	F
2003-04 WSU.....	63-56.....	F
WSU.....	83-70.....	WFA
2004-05 ASU.....	68-62.....	WFA
WSU.....	57-55.....	F
2005-06 WSU.....	64-49.....	F
ASU.....	68-55.....	WFA
2006-07 WSU.....	75-55.....	F
WSU.....	48-47.....	WFA
2007-08 WSU.....	56-55.....	WFA
WSU.....	59-47.....	F
2008-09 WSU.....	65-55.....	WFA
WSU.....	51-49 (OT).....	F
2009-10 ASU.....	71-46.....	WFA
ASU.....	81-70.....	F
2010-11 WSU.....	78-61.....	F
ASU.....	71-69.....	WFA
2011-12 ASU.....	71-67.....	WFA
WSU.....	72-50.....	F
2012-13 ASU.....	63-59.....	F
ASU.....	69-57.....	WFA
2013-14 ASU.....	66-47.....	WFA
2015-15 WSU.....	74-71.....	F

CAL vs. COLO

CAL leads all-time series, 13-12
 Longest Win Streak:
 CAL: 3, 1944-1954
 COLO: 3, 2003-10

First meeting:

1943-44 CAL.....	50-44.....	N
2011-12 CAL.....	57-50.....	HP
COLO.....	70-57.....	CEC
COLO.....	70-59.....	Stp (1)
2012-13 COLO.....	81-71.....	CEC
CAL.....	62-46.....	HP
2013-14 CAL.....	66-65 (OT).....	HP
COLO.....	59-56.....	MGM (1)
2014-15 CAL.....	68-61.....	CEC

CAL vs. ORE

CAL leads all-time series, 83-56
 Longest Win Streak (Since 1978-79):
 CAL: 12, 2009-14
 ORE: 3, 1991-1992

First meeting:

1918-19 ORE.....	39-37.....	Eug
1978-79 ORE.....	74-59.....	McA
CAL.....	74-62.....	H
1979-80 CAL.....	80-71.....	H
ORE.....	75-67.....	McA
1980-81 ORE.....	87-80.....	McA
CAL.....	85-77.....	H
1981-82 CAL.....	91-81.....	H
CAL.....	70-60.....	McA
1982-83 ORE.....	69-67 (OT).....	McA
CAL.....	75-63.....	H
1983-84 CAL.....	55-54.....	H
ORE.....	45-44.....	McA
1984-85 #CAL.....	70-68.....	MC

CAL.....	50-37.....	H
ORE.....	70-53.....	McA
1985-86 ORE.....	65-55.....	McA
CAL.....	64-55.....	H
1986-87 CAL.....	78-67.....	H
ORE.....	86-73.....	McA
1987-88 CAL.....	77-74.....	McA
ORE.....	62-56.....	H
1988-89 CAL.....	80-62.....	H
CAL.....	78-74.....	McA
1989-90 CAL.....	95-72.....	H
CAL.....	79-78.....	McA
1990-91 ORE.....	73-67.....	McA
ORE.....	74-71.....	H
1991-92 ORE.....	67-57.....	McA
CAL.....	87-76.....	H
1992-93 CAL.....	82-65.....	H
CAL.....	79-76.....	McA
1993-94 CAL.....	81-61.....	McA
CAL.....	82-73.....	H
1994-95 ORE.....	94-86.....	OC
ORE.....	83-67.....	McA
1995-96 &CAL.....	97-72.....	H
ORE.....	60-58.....	McA
1996-97 CAL.....	73-62.....	McA
CAL.....	73-66.....	H
1997-98 ORE.....	66-59.....	McA
CAL.....	75-71.....	TNA
1998-99 ORE.....	71-69 (OT).....	TNA
ORE.....	93-82.....	McA
CAL.....	85-69.....	MSG (NIT)
1999-00 ORE.....	83-68.....	McA
ORE.....	64-60.....	HP
2000-01 CAL.....	78-62.....	HP
CAL.....	65-56.....	McA
2001-02 ORE.....	76-72.....	McA
CAL.....	107-103 (20T).....	HP
2002-03 CAL.....	88-72.....	HP
CAL.....	86-75.....	McA
2003-04 ORE.....	68-56.....	McA
CAL.....	85-81 (OT).....	HP
ORE.....	87-82.....	Stp (1)
2004-05 CAL.....	65-62.....	HP
ORE.....	63-58.....	McA
2005-06 CAL.....	77-66.....	HP
CAL.....	62-60.....	McA
CAL.....	91-87 (20T).....	Stp (1)
2006-07 ORE.....	92-84.....	McA
CAL.....	63-61.....	HP
ORE.....	81-63.....	Stp (1)
2007-08 ORE.....	79-70.....	McA
ORE.....	92-70.....	HP
2008-09 CAL.....	76-69.....	HP
CAL.....	78-60.....	McA
2009-10 CAL.....	89-57.....	HP
CAL.....	64-49.....	McA
CAL.....	90-74.....	Stp (1)
2010-11 CAL.....	85-77.....	HP
CAL.....	81-71.....	MK
2011-12 CAL.....	77-60.....	MK
CAL.....	86-83.....	HP
2012-13 CAL.....	58-54.....	HP
CAL.....	48-46.....	MK
2013-14 CAL.....	96-83.....	MK
2014-15 ORE.....	80-69.....	HP

CAL vs. OSU

CAL leads all-time series, 82-60
 Longest Win Streak (Since 1978-79):
 CAL: 14, 1998-2005
 OSU: 8, 1979-1982 and 1988-1991

First meeting:

1915-16 CAL.....	17-14.....	Berk
1978-79 OSU.....	76-51.....	G
OSU.....	59-51.....	H
1979-80 OSU.....	86-55.....	H
OSU.....	52-51.....	G
1980-81 OSU.....	80-53.....	G
OSU.....	69-54.....	H
1981-82 OSU.....	74-43.....	H
OSU.....	57-50.....	G
1982-83 CAL.....	59-52.....	G
OSU.....	70-65 (OT).....	H
1983-84 OSU.....	44-42.....	H
OSU.....	64-60 (OT).....	G
1984-85 #OSU.....	70-59.....	MC
CAL.....	42-36.....	H
OSU.....	51-37.....	G
1985-86 OSU.....	58-42.....	G
CAL.....	72-66.....	H
1986-87 CAL.....	69-61.....	H
OSU.....	59-57.....	G
CAL.....	64-57.....	PP (1)
CAL.....	65-62.....	G (NIT)
1987-88 OSU.....	82-46.....	G
OSU.....	65-54.....	H
1988-89 OSU.....	69-64 (OT).....	H
OSU.....	60-54.....	G
OSU.....	79-66.....	For (1)
1989-90 OSU.....	64-58.....	H
OSU.....	98-81.....	G
1990-91 OSU.....	59-55.....	G
CAL.....	83-76.....	H
1991-92 OSU.....	77-65.....	G
CAL.....	79-66.....	H
1992-93 OSU.....	64-63.....	H
CAL.....	78-72.....	G
1993-94 &CAL.....	67-61.....	G
&CAL.....	74-44.....	OC
1994-95 OSU.....	76-67.....	H
OSU.....	83-67.....	G
1995-96 CAL.....	57-51.....	G
CAL.....	70-52.....	H
1996-97 CAL.....	80-70.....	G
CAL.....	90-68.....	H
1997-98 CAL.....	84-70.....	G
OSU.....	46-43.....	TNA
1998-99 CAL.....	54-52.....	TNA
CAL.....	68-61.....	G
1999-00 CAL.....	71-65.....	G
CAL.....	70-68.....	HP
2000-01 CAL.....	81-67.....	HP
CAL.....	72-69 (OT).....	G
2001-02 CAL.....	61-53.....	G
CAL.....	73-58.....	HP
2002-03 CAL.....	78-73.....	HP
CAL.....	84-71.....	G
CAL.....	69-49.....	Stp (1)
2003-04 CAL.....	88-74.....	G
CAL.....	75-58.....	HP
2004-05 CAL.....	91-66.....	HP
OSU.....	82-63.....	G
2005-06 OSU.....	72-64.....	HP
CAL.....	69-52.....	G
2006-07 CAL.....	77-74.....	G
CAL.....	84-80 (OT).....	HP
CAL.....	70-51.....	Stp (1)
2007-08 CAL.....	69-59.....	G
CAL.....	81-76.....	HP
2008-09 OSU.....	69-65.....	HP

OSU.....	65-54.....	G
2009-10 CAL.....	65-61.....	HP
OSU.....	80-64.....	G
2010-11 CAL.....	85-57.....	HP
CAL.....	87-76.....	G
2011-12 OSU.....	92-85.....	G
CAL.....	77-63.....	HP
2012-13 CAL.....	71-68.....	HP
CAL.....	60-59.....	G
2013-14 CAL.....	88-83.....	G
2014-15 CAL.....	73-56.....	HP

CAL vs. STAN

CAL leads all-time series, 146-118
 Longest Win Streak (Since 1978-79):
 CAL: 5, 1982-1984 and 1985-1987
 STAN: 10, 1997-2002

First meeting:

1911-12 #CAL.....	32-16.....	Berk
1978-79 STAN.....	73-50.....	H
STAN.....	54-49.....	MP
1979-80 CAL.....	77-69.....	MP
STAN.....	75-74.....	H
1980-81 CAL.....	58-56.....	H
STAN.....	81-72.....	MP
1981-82 CAL.....	87-78.....	MP
CAL.....	78-59.....	H
1982-83 CAL.....	75-61.....	H
CAL.....	66-64.....	MP
1983-84 CAL.....	66-64.....	MP
STAN.....	62-51.....	H
1984-85 CAL.....	87-72.....	H
CAL.....	43-41 (20T).....	MP
1985-86 CAL.....	75-69.....	MP
CAL.....	81-53.....	H
1986-87 CAL.....	87-72.....	H
STAN.....	88-80.....	MP
1987-88 STAN.....	70-54.....	MP
STAN.....	71-61.....	H
1988-89 CAL.....	75-64.....	H
STAN.....	97-71.....	MP
1989-90 CAL.....	66-63.....	MP
STAN.....	79-58.....	H
STAN.....	77-61.....	UAC (1)
1990-91 STAN.....	90-72.....	MP
CAL.....	75-70.....	H
1991-92 STAN.....	76-61.....	MP
STAN.....	92-66.....	OC
1992-93 CAL.....	83-66.....	H
CAL.....	86-61.....	MP
1993-94 STAN.....	88-79.....	MP
CAL.....	80-62.....	H
1994-95 STAN.....	78-73.....	H
STAN.....	83-70.....	MP
1995-96 &CAL.....	85-69.....	H
STAN.....	93-79.....	MP
1996-97 CAL.....	70-64.....	H
STAN.....	73-63.....	MP
1997-98 STAN.....	84-74.....	MP
STAN.....	74-72.....	TNA
1998-99 STAN.....	71-62.....	MP
STAN.....	57-55.....	TNA
1999-00 STAN.....	81-70.....	HP
STAN.....	101-50.....	MP
2000-01 STAN.....	84-58.....	MP
STAN.....	88-56.....	HP
2001-02 STAN.....	82-62.....	MP
CAL.....	68-54.....	HP
2002-03 CAL.....	72-59.....	HP
STAN.....	72-60.....	MP
2003-04 STAN.....	68-61.....	MP
STAN.....	69-58.....	HP
2004-05 STAN.....	74-58.....	HP
STAN.....	71-56.....	MP

2005-06	STAN	75-61	MP
	CAL	65-62	HP
2006-07	CAL	67-63	MP
	STAN	90-71	HP
2007-08	STAN	82-77	HP
	STAN	79-69	MP
2008-09	STAN	75-69	MP
	CAL	82-75	HP
2009-10	CAL	92-66	HP
	CAL	71-61	MP
2010-11	STAN	82-68	MP
	CAL	74-55	HP
2011-12	CAL	69-59	HP
	STAN	75-70	MP
	CAL	77-71	Stp (1)
2012-13	STAN	69-59	MP
	STAN	83-70	HP
2013-14	STAN	69-62	MP
	STAN	80-69	HP
2014-15	STAN	69-59	HP
	STAN	72-61	MP

CAL vs. UCLA

UCLA leads all-time series, 136-102
 Longest Win Streak (Since 1978-79):
 CAL: 5, 1993-1995
 UCLA: 14, 1979-1985

First meeting:

1920-21	#CAL	36-28	Berk
1978-79	UCLA	95-67	H
	UCLA	79-68	PP
1979-80	UCLA	73-59	PP
	UCLA	83-58	H
1980-81	UCLA	75-61	PP
	UCLA	72-66	H
1981-82	UCLA	83-56	H
	UCLA	70-65 (OT)	PP
1982-83	UCLA	68-63	H
	UCLA	70-60	PP
1983-84	UCLA	76-54	PP
	UCLA	70-62 (OT)	H
1984-85	UCLA	80-69	PP
	UCLA	54-48	H
1985-86	CAL	75-67	H
	UCLA	76-63	PP
1986-87	UCLA	86-81	PP
	UCLA	77-72	H
	UCLA	75-68	PP (1)
1987-88	CAL	83-70	H
	UCLA	74-66	PP
1988-89	UCLA	76-59	PP
	UCLA	81-73	H
1989-90	UCLA	95-72	H
	CAL	79-78	PP
1990-91	UCLA	98-81	PP
	CAL	82-79	H
1991-92	UCLA	86-66	OC
	UCLA	82-76	PP
1992-93	CAL	104-82	PP
	CAL	85-71	OC
1993-94	CAL	85-70	OC
	CAL	92-88	PP
1994-95	CAL	100-93	PP
	UCLA	104-88	H
1995-96	UCLA	73-65	OC
	UCLA	93-73	PP
1996-97	UCLA	64-56	CP
	CAL	71-68	PP
1997-98	UCLA	74-73	TNA
	UCLA	87-84	PP
1998-99	UCLA	72-61	PP
	CAL	85-67	TNA
1999-00	CAL	73-70	PP
	UCLA	83-62	HP

2000-01	CAL	92-63	HP
	UCLA	79-75	PP
2001-02	UCLA	64-57	PP
	CAL	69-51	HP
	CAL	67-61	Stp (1)
2002-03	CAL	80-69	HP
	UCLA	76-75 (OT)	PP
2003-04	CAL	76-62	HP
	UCLA	66-49	PP
2004-05	CAL	64-51	PP
	UCLA	77-62	HP
2005-06	CAL	68-61	PP
	UCLA	67-58 (OT)	HP
	UCLA	71-52	Stp (1)
2006-07	UCLA	62-46	HP
	UCLA	85-75	PP
	CAL	76-69 (OT)	Stp (1)
2007-08	UCLA	70-58	HP
	UCLA	81-80	PP
	UCLA	88-66	Stp (1)
2008-09	UCLA	81-66	PP
	UCLA	72-68	HP
2009-10	UCLA	76-75 (OT)	HP
	CAL	72-58	PP
	CAL	85-72	Stp (1)
2010-11	UCLA	86-84	PP
	CAL	76-72 (OT)	HP
2011-12	CAL	85-69	HP
	CAL	73-63	SA
2012-13	UCLA	79-65	SA
	CAL	76-63	HP
2013-14	UCLA	76-64	PP
	UCLA	86-66	HP
2014-15	UCLA	73-54	PP
	CAL	64-62	HP

CAL vs. USC

CAL leads all-time series 134-123
 Longest Win Streak (Since 1978-79):
 CAL: 6, 1988-1991 and 1998-2000
 USC: 5, 1982-1984

First meeting:

1916-17	#CAL	27-15	Berk
1978-79	USC	59-54	H
	USC	86-64	SA
1979-80	USC	84-74	SA
	CAL	69-66	H
1980-81	USC	72-66	SA
	CAL	73-71 (OT)	H
1981-82	USC	66-59	H
	USC	75-70	SA
1982-83	USC	65-56	H
	USC	55-53	SA
1983-84	USC	73-56	SA
	CAL	46-37	H
1984-85	USC	86-80	SA
	USC	75-52	H
1985-86	CAL	62-61	H
	CAL	65-63	SA
1986-87	CAL	79-76	LMU
	CAL	56-53	H
1987-88	USC	58-56 (2OT)	H
	USC	63-46	SA
	CAL	75-59	Mck (1)
1988-89	CAL	73-66	SA
	CAL	74-62	H
1989-90	CAL	74-60	H
	CAL	74-70	SA
1990-91	CAL	69-66	SA
	USC	85-76	H
1991-92	USC	85-83	H
	USC	94-81	SA
1992-93	USC	67-65	SA
	CAL	86-83 (OT)	H

1993-94	CAL	77-68	OC
	USC	86-78 (OT)	SA
1994-95	CAL	77-74	SA
	CAL	95-74	H
1995-96	CAL	63-60	SA
	CAL	85-69	H
1996-97	CAL	83-71	CP
	USC	93-85	SA
1997-98	CAL	92-82	TNA
	CAL	73-43	SA
1998-99	CAL	89-75	SA
	CAL	58-55	TNA
1999-00	CAL	66-62	SA
	CAL	86-73	HP
2000-01	USC	80-66	HP
	USC	74-69	SA
2001-02	CAL	92-91 (OT)	SA
	CAL	83-64	HP
2002-03	CAL	73-68	HP
	CAL	84-82	SA
	USC	79-62	Stp (1)
2003-04	CAL	76-62	HP
	USC	70-60	SA
2004-05	USC	83-66	SA
	USC	89-70	HP
2005-06	CAL	62-58	Stp
	CAL	71-60	HP
	CAL	82-67	Stp (1)
2006-07	USC	76-73	HP
	USC	84-66	GC
2007-08	CAL	92-82	HP
	USC	93-89 (OT)	GC
2008-09	USC	73-62	GC
	CAL	81-78 (OT)	HP
	USC	79-75	Stp (1)
2009-10	CAL	67-59	HP
	USC	66-63	GC
2010-11	CAL	68-66	GC
	USC	78-75	HP
	USC	70-56	Stp (1)
2011-12	CAL	53-49	HP
	CAL	75-49	SA
2012-13	CAL	72-64	GC
	CAL	76-68	HP
2013-14	USC	77-69	GC
	CAL	77-64	HP
2014-15	USC	71-57	GC
	CAL	70-69	HP

CAL vs. UTAH

CAL leads all-time series, 12-11
 Longest Win Streak:
 CAL: 3, 1954-59 and 2011-13
 UTAH: 3, 1940-45

First meeting:

1933-34	CAL	43-32	UF
2011-12	CAL	81-45	HP
	CAL	60-46	JMHC
2012-13	CAL	62-57	JMHC
	UTAH	79-69 (OT)	MGM (1)
2013-14	UTAH	63-59	HP
2014-15	UTAH	76-61	HP

CAL vs. WASH

CAL leads all-time series, 82-78
 Longest Win Streak (Since 1978-79):
 CAL: 6, 1989-1992
 WASH: 4, 1984-1985

First meeting:

1915-16	CAL	25-20	Berk
1978-79	CAL	45-39	H
	WASH	71-56	HE
1979-80	WASH	96-71	HE
	WASH	68-66	H
1980-81	CAL	74-65	H
	WASH	98-75	HE
1981-82	WASH	74-62	HE
	CAL	54-50	H
1982-83	WASH	58-57	HE
	CAL	96-64	H
1983-84	WASH	67-50	H
	WASH	54-51	HE
1984-85	WASH	72-54	HE
	WASH	41-38	H
1985-86	CAL	62-60	H
	CAL	78-72 (OT)	HE
1986-87	WASH	70-61	H
	CAL	70-68	HE
1987-88	CAL	77-75	H
	CAL	84-82 (OT)	HE
1988-89	WASH	82-80	HE
	CAL	84-70	H
1989-90	CAL	63-58	HE
	CAL	86-64	H
1990-91	CAL	70-68	H
	CAL	67-46	HE
1991-92	CAL	76-58	HE
	WASH	76-74	H
1992-93	CAL	79-65	H
	CAL	76-75	HE
1993-94	CAL	79-64	H
	CAL	62-56	HE
1994-95	WASH	84-76	HE
	&CAL	73-74 (OT)	H
1995-96	CAL	71-69	HE
	WASH	67-56	H
1996-97	CAL	80-52	HE
	CAL	78-67	H
1997-98	WASH	86-84 (OT)	HE
	CAL	84-67	TNA
1998-99	WASH	87-73	TNA
	WASH	86-61	HE
1999-00	WASH	54-52	HP
	CAL	75-64	KA
2000-01	CAL	79-64	BAHE
	CAL	82-66	HP
2001-02	CAL	62-50	HP
	WASH	75-60	BAHE
2002-03	CAL	73-66	BAHE
	CAL	58-53	HP
2003-04	CAL	76-62	HP
	WASH	76-58	BAHE
2004-05	WASH	81-67	BAHE
	WASH	106-73	HP
2005-06	CAL	71-69	HP
	WASH	73-62	BAHE
2006-07	CAL	77-69	HP
	WASH	79-71	BAHE
2007-08	CAL	79-75	BAHE
	WASH	87-84	HP
	CAL	84-81	Stp (1)
2008-09	CAL	88-85 (3OT)	BAHE
	CAL	86-71	HP
2009-10	WASH	84-69	BAHE
	CAL	93-81	HP
	WASH	79-75	Stp (1)
2010-11	WASH	92-71	HP

WASH ... 109-77.....AAA
2011-12 CAL 69-66.....AAA
2012-13 WASH ... 62-47..... HP
2013-14 CAL 82-56..... HP
CAL 72-59.....AAA
2014-15 CAL 81-75..... HP
CAL 90-88.....AAA

CAL vs. WSU

CAL leads all-time series, 78-48
 Longest Win Streak (Since 1978-79):
 CAL: 6, 2000-2001
 WSU: 5, 1991-1993

First meeting:

1916-17 CAL 28-20..... Berk
1978-79 CAL 67-65.....H
WSU 68-52..... F
1979-80 WSU 83-64..... F
WSU 80-68.....H
1980-81 WSU 63-52.....H
CAL 73-65..... F
1981-82 WSU 57-55 (OT)..... F
WSU 49-48.....H
1982-83 WSU 66-64..... F
WSU 56-54.....H
1983-84 CAL 68-63 (OT).....H
WSU 71-62..... F
1984-85 WSU 86-67..... F
CAL 67-58.....H
1985-86 CAL 84-68.....H
WSU 81-78 (OT)..... F
1986-87 CAL 92-58.....H
CAL 68-66..... F
1987-88 WSU 59-37.....H
CAL 82-76..... F
1988-89 CAL 63-62..... F
CAL 86-69.....H
1989-90 CAL 72-67.....H
CAL 69-51..... F
1990-91 WSU 90-81.....H
WSU 84-75..... F
1991-92 WSU 101-83..... F
WSU 79-72.....H
1992-93 WSU 83-75.....H
CAL 76-67..... F
1993-94 CAL 70-54.....H
WSU 94-82..... F
1994-95 WSU 83-71..... F
WSU 92-89.....H
1995-96 &CAL 87-79..... F
CAL 71-67.....H
1996-97 CAL 77-75 (2OT).....H
WSU 89-87..... F
1997-98 CAL 86-75..... F
CAL 69-60..... TNA
1998-99 CAL 75-68..... TNA
WSU 79-73..... F
1999-00 CAL 80-46..... HP
WSU 81-78..... F
2000-01 CAL 75-71 (OT)..... F
CAL 84-65..... HP
2001-02 CAL 90-57..... HP
CAL 77-56..... F
2002-03 CAL 76-63..... F
CAL 63-53..... HP
2003-04 WSU 55-50..... HP
WSU 70-58..... F
2004-05 CAL 59-47..... F
CAL 63-57 (OT)..... HP
2005-06 CAL 55-53..... HP
CAL 43-41..... F
2006-07 WSU 73-56..... HP
WSU 59-46..... F
2007-08 CAL 69-64..... F

WSU 70-49..... HP
2008-09 CAL 57-50..... F
CAL 71-63..... HP
2009-10 CAL 93-88..... F
CAL 86-70..... HP
2010-11 CAL 88-81 (OT)..... HP
WSU 75-71..... F
2011-12 WSU 77-75..... F
2012-13 CAL 67-54..... HP
2013-14 CAL 76-55..... HP
CAL 80-76 (OT)..... F
2014-15 WSU 69-66..... HP
CAL 76-67..... F
CAL 84-59..... MGM (1)

COLO vs. ORE

COLO leads all-time series, 8-5
 Longest Win Streak:
 COLO: 4, 2012-current
 ORE: 2, 1984-04, 2015-current

First meeting:

1955-56 COLO 68-49..... McA
2011-12 COLO 72-71CEC
ORE 90-81..... MK
COLO 63-62..... Stp (1)
2012-13 COLO 48-47.....CEC
COLO 76-53..... MK
2013-14 COLO 100-91.....CEC
2014-15 ORE 73-60..... MK
ORE 93-85..... MGM (1)

COLO vs. OSU

COLO leads all-time series, 11-5
 Longest Win Streak:
 COLO: 5, 1940-2004
 OSU: 2, 2004-2009

First meeting:

1940-41 COLO 38-29..... BF
2011-12 COLO 82-60.....CEC
OSU 83-69..... G
2012-13 COLO 72-68..... G
OSU 64-58..... CEC
COLO 74-68..... MGM (1)
2013-14 COLO 64-58.....CEC
2014-15 OSU 72-58..... G
COLO 78-71..... MGM (1)

COLO vs. STAN

All-time series tied, 8-8
 Longest Win Streak:
 COLO: 4, 2013-current
 STAN: 5, 1991-2012

First meeting:

1932-33 STAN 25-21..... (B)
2011-12 STAN 84-64..... MP
STAN 74-50..... CEC
2012-13 COLO 75-54.....CEC
COLO 65-63..... MP
2013-14 COLO 59-56.....MP
2014-15 COLO 64-58.....CEC

COLO vs. UCLA

UCLA leads all-time series, 9-2
 Longest Win Streak:
 COLO: 1, 1962, 2015
 UCLA: 5, 1978-14

First meeting:

1954-55 UCLA 65-62..... LA
2011-12 UCLA 77-60..... SA
2012-13 UCLA 78-75.....CEC
2013-14 UCLA 69-56.....PP
UCLA 92-74.....CEC
2014-15 COLO 62-56.....CEC
UCLA 72-59.....PP

COLO vs. USC

COLO leads all-time series, 9-3
 Longest Win Streak:
 COLO: 6, 2013-current
 USC: 2, 1969-76

First meeting:

1940-41 USC 38-32... KC (NCAA)
2011-12 COLO 74-50.....GC
2012-13 COLO 66-60.....CEC
2013-14 COLO 83-62.....CEC
COLO 83-74.....GC
2014-15 COLO 86-65.....CEC
COLO 98-94 (3OT).....GC

COLO vs. UTAH

COLO leads all-time series, 26-17
 Longest Win Streak:
 COLO: 7, 1938-1941
 UTAH: 3, 1913-1914; 1947-50

First meeting:

1912-13 UTAH ... 39-10..... SLC
2011-12 COLO 73-33.....CEC
COLO 55-48.....JMHC
COLO 53-41..... Stp (1)
2012-13 UTAH ... 58-55.....JMHC
COLO 60-50.....CEC
2013-14 COLO 79-75 (OT).....CEC
UTAH ... 75-64.....JMHC
2014-15 COLO 79-51.....CEC

COLO vs. WASH

WASH leads all-time series, 10-9
 Longest Win Streak:
 COLO: 2, 1954-57; 1959
 WASH: 4, 1972-78

First meeting:

1953-54 COLO 81-60.....N
2011-12 COLO 87-69.....CEC
2012-13 WASH ... 64-54.....AAA
2013-14 WASH ... 71-54.....AAA
COLO 91-65.....CEC
2014-15 WASH ... 52-50.....CEC
COLO 67-64.....AAA

COLO vs. WSU

COLO leads all-time series, 6-2
 Longest Win Streak:
 COLO: 5, 2012-15
 WSU: 1, 1969

First meeting:

1952-53 COLO 76-46.....BF
2011-12 COLO 71-60.....CEC
2012-13 COLO 58-49..... F
2013-14 COLO 71-70 (OT)..... F
COLO 68-63.....CEC
2014-15 COLO 90-58.....CEC
WSU 96-91 (OT)..... F

ORE vs. OSU

OSU leads all-time series, 185-159
 Longest Win Streak (Since 1978-79):
 ORE: 10, 1999-2004
 OSU: 15, 1980-1986

First meeting:

1902-03 #OSU 32-2..... Eug
1978-79 OSU 85-58.....G
#OSU 85-62..... MC
ORE 45-44..... McA
1979-80 OSU 75-66.....G
OSU 67-55..... McA
1980-81 #OSU 67-57..... MC
OSU 82-55.....G
OSU 78-61..... McA
1981-82 OSU 76-61..... McA
OSU 94-51.....G
1982-83 OSU 63-46.....G
OSU 62-60..... McA
1983-84 #OSU 63-59 (OT)..... MC
OSU 70-66..... McA
OSU 29-23.....G
1984-85 OSU 59-54.....G
OSU 53-51..... McA
1985-86 OSU 63-56..... McA
ORE 60-47.....G
1986-87 OSU 71-63.....G
OSU 64-63..... McA
1987-88 #OSU 62-51..... MC
OSU 59-47.....G
ORE 62-61..... McA
1988-89 OSU 73-69..... McA
OSU 98-79.....G
1989-90 OSU 71-68..... MC
OSU 69-67.....G
OSU 57-55..... McA
1990-91 ORE 78-71..... MC
OSU 84-76.....G
ORE 83-66..... McA
1991-92 ORE 64-63..... McA
OSU 62-54.....G
1992-93 OSU 83-75.....G
OSU 54-48..... McA
1993-94 OSU 79-75..... MC
ORE 74-64..... McA
OSU 101-91 (2OT)..... G
1994-95 ORE 96-83.....G
ORE 107-86..... McA
1995-96 ORE 70-59..... McA
ORE 62-46.....G
1996-97 #ORE 66-64..... RG
ORE 91-69.....G
ORE 88-73..... McA
1997-98 ORE 74-67..... McA
ORE 50-48.....G
1998-99 OSU 48-45.....G
ORE 73-68..... McA
1999-00 ORE 67-49.....G
ORE 83-65..... McA

2000-01	ORE..... 84-66.....	McA
	ORE..... 69-60.....	G
2001-02	ORE..... 63-51.....	G
	ORE..... 91-62.....	McA
2002-03	ORE..... 79-68.....	McA
	ORE..... 80-63.....	G
2003-04	OSU..... 90-81.....	G
	ORE..... 81-74.....	McA
2004-05	ORE..... 73-64.....	McA
	OSU..... 76-72.....	G
2005-06	ORE..... 70-64.....	McA
	OSU..... 65-62.....	G
2006-07	ORE..... 76-73.....	G
	ORE..... 70-49.....	McA
2007-08	ORE..... 79-63.....	McA
	ORE..... 80-68.....	G
2008-09	OSU..... 57-54.....	G
	ORE..... 79-69.....	McA
2009-10	OSU..... 64-57.....	McA
	OSU..... 62-42.....	G
2010-11	ORE..... 63-59.....	G
	ORE..... 82-63.....	MK
2011-12	OSU..... 76-71.....	MK
	ORE..... 74-73.....	G
2012-13	ORE..... 79-66.....	G
	ORE..... 85-75.....	MK
2013-14	OSU..... 80-72.....	G
	ORE..... 93-83.....	MK
	ORE..... 88-74.....	MFM (1)
2014-15	ORE..... 71-59.....	MK
	ORE..... 65-62.....	G

ORE vs. STAN

STAN leads all-time series, 91-49
 Longest Win Streak (Since 1978-79):
 ORE: 6, 1983-1986
 STAN: 11, 1996-2001

First meeting:

1919-20 Indians . 39-22..... SP

1978-79	ORE..... 68-55.....	McA
	ORE..... 80-77.....	M
1979-80	ORE..... 77-73.....	MP
	STAN..... 60-59.....	McA
1980-81	STAN..... 82-76.....	McA
	STAN..... 80-79.....	MP
1981-82	STAN..... 97-88.....	MP
	STAN..... 79-75 (OT).....	McA
1982-83	STAN..... 80-74.....	McA
	ORE..... 67-66.....	MP
1983-84	ORE..... 79-78.....	MP
	ORE..... 91-71.....	McA
1984-85	ORE..... 61-54.....	MP
	ORE..... 68-61.....	McA
1985-86	ORE..... 83-69.....	MP
	STAN..... 73-69 (OT).....	McA
1986-87	STAN..... 73-71.....	MP
	ORE..... 68-55.....	McA
1987-88	ORE..... 80-66.....	McA
	STAN..... 84-61.....	MP
	STAN..... 88-67.....	MCK (1)
1988-89	STAN..... 75-53.....	MP
	STAN..... 54-50.....	McA
1989-90	STAN..... 58-56.....	MP
	ORE..... 62-61.....	McA
1990-91	ORE..... 81-77 (OT).....	McA
	STAN..... 86-75.....	MP
1991-92	STAN..... 78-57.....	McA
	STAN..... 70-47.....	MP
1992-93	STAN..... 71-66.....	MP
	ORE..... 84-73.....	McA
1993-94	STAN..... 69-67.....	McA
	STAN..... 84-76.....	MP
1994-95	STAN..... 92-87.....	MP
	ORE..... 89-80.....	McA

1995-96	ORE..... 64-62.....	McA
	STAN..... 94-74.....	MP
1996-97	STAN..... 72-69 (OT).....	McA
	STAN..... 83-61.....	MP
1997-98	STAN..... 89-67.....	McA
	STAN..... 95-67.....	MP
1998-99	STAN..... 77-59.....	MP
	STAN..... 73-61.....	McA
1999-00	STAN..... 85-71.....	McA
	STAN..... 76-61.....	MP
2000-01	STAN..... 100-76.....	MP
	STAN..... 69-62.....	McA
2001-02	ORE..... 87-79.....	McA
	STAN..... 90-87 (OT).....	MP
2002-03	STAN..... 81-57.....	MP
	ORE..... 79-64.....	McA
2003-04	STAN..... 83-80.....	McA
	STAN..... 76-55.....	MP
	STAN..... 70-63.....	Stp (1)
2004-05	STAN..... 88-69.....	MP
	STAN..... 58-56.....	McA
2005-06	STAN..... 64-62.....	MP
	STAN..... 57-56.....	McA
2006-07	ORE..... 66-59.....	McA
	STAN..... 88-69.....	MP
2007-08	ORE..... 71-66.....	McA
	STAN..... 72-43.....	MP
2008-09	STAN..... 77-55.....	MP
	ORE..... 68-60.....	McA
2009-10	STAN..... 84-69.....	MP
	STAN..... 72-65.....	McA
2010-11	ORE..... 67-59.....	MP
	STAN..... 88-71.....	MK
2011-12	ORE..... 78-67.....	MK
	ORE..... 68-64.....	MP
2012-13	STAN..... 76-52.....	MP
	ORE..... 77-66.....	MK
2013-14	STAN..... 82-80.....	MK
2014-15	ORE..... 73-70.....	MP

ORE vs. UCLA

UCLA leads all-time series, 86-32
 Longest Win Streak (Since 1978-79):
 ORE: 5, 2002-2003
 UCLA: 10, 1979-1983

First meeting:

1950-51 #UCLA.. 77-55..... McA

1978-79	UCLA..... 74-71.....	PP
	UCLA..... 65-58.....	McA
1979-80	UCLA..... 76-62.....	McA
	UCLA..... 90-76.....	PP
1980-81	UCLA..... 75-69.....	McA
	UCLA..... 98-75.....	PP
1981-82	UCLA..... 84-61.....	PP
	UCLA..... 88-66.....	McA
1982-83	UCLA..... 97-69.....	PP
	UCLA..... 67-56.....	McA
1983-84	ORE..... 62-51.....	McA
	ORE..... 87-83 (OT).....	PP
1984-85	UCLA..... 67-59 (2OT).....	PP
	UCLA..... 72-69.....	McA
1985-86	UCLA..... 71-65.....	PP
	ORE..... 80-65.....	McA
1986-87	UCLA..... 64-59.....	PP
	UCLA..... 102-71.....	McA
1987-88	UCLA..... 65-60.....	PP
	UCLA..... 76-71.....	McA
1988-89	UCLA..... 97-66.....	McA
	UCLA..... 80-74.....	PP
1989-90	UCLA..... 79-62.....	PP
	ORE..... 105-99.....	McA
	UCLA..... 94-76.....	UAC (1)
1990-91	UCLA..... 90-83.....	McA
	UCLA..... 100-83.....	PP

1991-92	UCLA..... 99-71.....	PP
	UCLA..... 84-65.....	McA
1992-93	UCLA..... 99-87.....	McA
	UCLA..... 97-90.....	PP
1993-94	UCLA..... 89-73.....	PP
	ORE..... 80-79.....	McA
1994-95	ORE..... 82-72.....	McA
	UCLA..... 94-78.....	PP
1995-96	UCLA..... 77-71.....	McA
	UCLA..... 85-78.....	PP
1996-97	ORE..... 87-85 (OT).....	McA
	UCLA..... 74-67.....	PP
1997-98	UCLA..... 68-66.....	PP
	ORE..... 97-81.....	McA
1998-99	UCLA..... 65-63.....	McA
	UCLA..... 79-77.....	PP
1999-00	ORE..... 73-58.....	McA
	UCLA..... 75-69.....	PP
2000-01	UCLA..... 98-88.....	PP
	UCLA..... 88-73.....	McA
2001-02	ORE..... 91-62.....	McA
	ORE..... 65-62.....	PP
2002-03	ORE..... 96-91 (OT).....	PP
	ORE..... 79-48.....	McA
	ORE..... 75-74.....	Stp (1)
2003-04	ORE..... 81-74.....	PP
	ORE..... 60-59.....	McA
2004-05	UCLA..... 70-62.....	McA
	UCLA..... 73-61.....	PP
2005-06	UCLA..... 56-49.....	McA
	UCLA..... 70-53.....	PP
2006-07	ORE..... 68-66.....	McA
	UCLA..... 69-57.....	PP
2007-08	UCLA..... 80-75.....	McA
	UCLA..... 75-65.....	PP
2008-09	UCLA..... 83-74.....	McA
	UCLA..... 94-68.....	PP
2009-10	ORE..... 71-66 (OT).....	McA
	ORE..... 70-68.....	PP
2010-11	UCLA..... 67-59.....	MK
	UCLA..... 64-54.....	PP
	ORE..... 76-59.....	Stp (1)
2011-12	ORE..... 75-68.....	MK
2012-13	ORE..... 76-67.....	PP
	ORE..... 78-69.....	MGM (1)
2013-14	UCLA..... 70-68.....	MK
	ORE..... 87-83 (2OT).....	PP
	UCLA..... 82-63.....	MGM (1)
2014-15	ORE..... 82-64.....	MK
	UCLA..... 72-63.....	PP

ORE vs. USC

USC leads all-time series, 62-52
 Longest Win Streak (Since 1978-79):
 ORE: 10, 2010-current
 USC: 7, 1991-1994

First meeting:

1955-56 #ORE... 55-45..... McA

1978-79	USC..... 70-64.....	SA
	USC..... 87-64.....	McA
1979-80	USC..... 83-66.....	McA
	ORE..... 82-81.....	SA
1980-81	ORE..... 74-67.....	McA
	ORE..... 81-78.....	SA
1981-82	USC..... 107-91.....	SA
	USC..... 80-68.....	McA
1982-83	USC..... 62-54.....	SA
	USC..... 65-55.....	McA
1983-84	ORE..... 80-49.....	McA
	ORE..... 52-47.....	SA
1984-85	USC..... 63-59.....	McA
	USC..... 65-62.....	SA
1985-86	USC..... 75-60.....	For
	ORE..... 76-63.....	McA

1986-87	USC..... 60-56.....	SA
	ORE..... 57-55.....	McA
	ORE..... 51-49.....	PP (1)
1987-88	ORE..... 52-40.....	SA
	ORE..... 74-62.....	McA
1988-89	ORE..... 64-62.....	McA
	ORE..... 70-68.....	SA
1989-90	ORE..... 66-65.....	SA
	ORE..... 96-79.....	McA
1990-91	ORE..... 86-84.....	McA
	USC..... 84-71.....	SA
1991-92	USC..... 85-56.....	SA
	USC..... 69-68.....	McA
1992-93	USC..... 69-58.....	McA
	USC..... 73-67.....	SA
1993-94	USC..... 77-69.....	SA
	USC..... 84-75.....	McA
1994-95	ORE..... 95-83.....	McA
	ORE..... 81-77.....	SA
1995-96	ORE..... 80-60.....	McA
	ORE..... 99-78.....	SA
1996-97	USC..... 79-69.....	McA
	USC..... 72-69.....	SA
1997-98	USC..... 63-59.....	SA
	ORE..... 73-61.....	McA
1998-99	USC..... 85-84.....	McA
	ORE..... 60-55.....	SA
1999-00	ORE..... 68-67.....	McA
	ORE..... 80-77.....	SA
2000-01	USC..... 78-74.....	SA
	USC..... 87-80 (OT).....	McA
2001-02	ORE..... 73-69.....	McA
	ORE..... 67-65.....	SA
	USC..... 89-78.....	Stp (1)
2002-03	USC..... 91-76.....	SA
	ORE..... 79-66.....	McA
	ORE..... 74-66.....	Stp (1)
2003-04	ORE..... 92-74.....	SA
	ORE..... 75-70.....	McA
2005-06	USC..... 84-78.....	McA
	ORE..... 73-61.....	SA
2006-07	USC..... 84-82.....	McA
	USC..... 71-68.....	GC
	ORE..... 81-57.....	Stp (1)
2007-08	USC..... 95-86 (OT).....	McA
	USC..... 81-75.....	GC
2008-09	USC..... 83-62.....	McA
	USC..... 80-66.....	GC
2009-10	ORE..... 67-57.....	McA
	ORE..... 54-44.....	GC
2010-11	ORE..... 68-52.....	MK
	ORE..... 61-51.....	GC
2011-12	ORE..... 65-62.....	MK
2012-13	ORE..... 76-74.....	GC
2013-14	ORE..... 78-66.....	MK
	ORE..... 78-63.....	GC
2014-15	ORE..... 75-67.....	MK
	ORE..... 80-75.....	GC

ORE vs. UTAH

ORE leads all-time series, 14-9
 Longest Win Streak:
 ORE: 3, 1968-89
 UTAH: 4, 1949-51

First meeting:

1941 ORE..... 51-15..... McA

2011-12	ORE..... 79-68.....	JMHC
	ORE..... 94-48.....	MK
2012-13	ORE..... 73-64.....	MK
	UTAH... 72-62.....	JMHC
	ORE..... 64-45.....	MGM (1)
2013-14	UTAH... 70-68 (OT).....	JMHC
2014-15	ORE..... 69-58.....	MK
	ORE..... 67-64.....	MGM (1)

ORE vs. WASH

WASH leads all-time series, 189-110
 Longest Win Streak (Since 1978-79):
 ORE: 5, 1993-1995
 WASH: 5, 1980-1982

First meeting:

1903-04 #WASH ... 19-17.....Sea

1978-79	WASH ... 82-70.....HE
	ORE 73-71.....McA
1979-80	WASH ... 58-46.....McA
	WASH ... 70-65.....HE
1980-81	WASH ... 102-91.....HE
	WASH ... 70-68.....McA
1981-82	WASH ... 76-70.....McA
	ORE 82-78.....HE
1982-83	ORE 52-47.....McA
	WASH ... 79-66.....HE
1983-84	WASH ... 60-53.....HE
	WASH ... 79-58.....McA
1984-85	WASH ... 88-62.....HE
	ORE 70-66.....McA
1985-86	WASH ... 61-56.....McA
	WASH ... 73-67.....HE
1986-87	ORE 77-67.....McA
	WASH ... 81-74 (OT).....HE
	WASH ... 70-56.....PP (1)
1987-88	WASH ... 75-63.....HE
	ORE 69-64.....McA
1988-89	WASH ... 71-70.....McA
	WASH ... 78-69.....HE
1989-90	ORE 65-54.....McA
	ORE 58-53.....HE
1990-91	WASH ... 88-86.....HE
	ORE 67-64.....McA
1991-92	WASH ... 72-71.....McA
	WASH ... 71-55.....HE
1992-93	WASH ... 70-53.....HE
	ORE 85-70.....McA
1993-94	ORE 61-60.....McA
	ORE 86-71.....HE
1994-95	ORE 92-83.....HE
	ORE 88-63.....McA
1995-96	WASH ... 72-69.....McA
	ORE 55-52.....HE
1996-97	WASH ... 78-77.....HE
	ORE 69-59.....McA
1997-98	WASH ... 81-71.....McA
	WASH ... 62-61.....HE
1998-99	WASH ... 86-76 (OT).....HE
	ORE 94-81.....McA
1999-00	ORE 76-74 (OT).....KA
	WASH ... 67-58.....McA
2000-01	WASH ... 72-71 (OT).....McA
	ORE 85-73.....BAHE
2001-02	WASH ... 97-92.....BAHE
	ORE 90-84.....McA
	ORE 86-64.....Stp (1)
2002-03	ORE 91-66.....McA
	WASH ... 78-66.....BAHE
2003-04	ORE 84-74.....McA
	WASH ... 83-74.....BAHE
2004-05	WASH ... 77-56.....BAHE
	WASH ... 95-88 (OT).....McA
2005-06	WASH ... 78-59.....BAHE
	ORE 75-72.....McA
	WASH ... 84-73.....Stp (1)
2006-07	WASH ... 89-77.....BAHE
	ORE 93-85.....McA
2007-08	WASH ... 78-70.....BAHE
	ORE 71-58.....McA
2008-09	WASH ... 84-67.....McA
	WASH ... 103-84.....BAHE
2009-10	ORE 90-79.....BAHE
	WASH ... 86-72.....McA

2010-11	WASH ... 87-69.....AAA
	ORE 81-76.....MK
	WASH ... 69-51.....Stp (1)
2011-12	WASH ... 76-60.....AAA
	ORE 82-57.....MK
	WASH ... 90-86.....AAA (3)
2012-13	ORE 81-76.....MK
	ORE 65-52.....AAA
	ORE 80-77.....MGM (1)
2013-14	WASH ... 80-76.....AAA
	ORE 78-61.....MK
2014-15	WASH ... 85-77.....AAA
	ORE 78-74.....MK

ORE vs. WSU

ORE leads all-time series, 165-124
 Longest Win Streak (Since 1978-79):
 ORE: 14, 2002-07
 WSU: 6, 2008-09

First meeting:

1907-08 #WSU ... 15-13.....Pull

1978-79	WSU 74-65.....F
	WSU 53-52.....McA
1979-80	WSU 62-52.....McA
	WSU 81-66.....F
1980-81	ORE 70-66.....F
	ORE 82-67.....McA
1981-82	ORE 60-56.....McA
	WSU 76-69.....F
1982-83	WSU 54-51.....McA
	WSU 48-45.....F
1983-84	ORE 64-60.....F
	ORE 78-73.....McA
1984-85	ORE 74-72.....F
	ORE 84-62.....McA
1985-86	WSU 60-59.....McA
	WSU 75-71.....F
1986-87	ORE 60-55.....McA
	WSU 79-65.....F
1987-88	ORE 67-46.....F
	ORE 73-66.....McA
1988-89	ORE 67-49.....McA
	WSU 60-54.....F
	WSU 78-56.....For (1)
1989-90	ORE 82-68.....McA
	ORE 58-53.....F
1990-91	WSU 82-79.....F
	ORE 75-69.....McA
1991-92	WSU 90-55.....McA
	WSU 97-82.....F
1992-93	WSU 95-79.....F
	ORE 62-60.....McA
1993-94	WSU 95-85.....McA
	ORE 98-87.....F
1994-95	WSU 83-78.....F
	WSU 76-59.....McA
1995-96	ORE 70-63.....McA
	WSU 70-65.....F
1996-97	WSU 81-67.....SP
	ORE 93-82.....McA
1997-98	ORE 71-62.....McA
	ORE 64-63.....F
1998-99	ORE 87-83 (3OT).....F
	ORE 77-64.....McA
1999-00	ORE 81-80 (OT).....F
	ORE 70-53.....McA
2000-01	ORE 81-66.....McA
	WSU 63-62.....F
2001-02	ORE 94-86.....F
	ORE 115-77.....McA
2002-03	ORE 76-66.....McA
	ORE 89-70.....F
2003-04	ORE 60-45.....McA
	ORE 67-62 (OT).....F

2004-05	ORE 55-52.....F
	ORE 69-66.....McA
2005-06	ORE 52-50.....F
	ORE 67-37.....McA
	ORE 66-55.....Stp (1)
2006-07	ORE 77-74 (OT).....F
	ORE 64-59.....McA
2007-08	WSU 69-60.....F
	WSU 62-53.....McA
	WSU 75-70.....Stp (1)
2008-09	WSU 74-62.....McA
	WSU 67-38.....F
	WSU 62-40.....Stp (1)
2009-10	ORE 91-89 (2OT).....F
	ORE 74-66.....McA
	ORE 86-84 (OT).....Stp (1)
2010-11	WSU 77-63.....F
	ORE 69-43.....MK
2011-12	ORE 92-75.....F
	ORE 78-69.....MK
2012-13	ORE 68-61.....MK
	ORE 65-52.....F
2013-14	ORE 71-44.....F
	ORE 67-53.....MK
2014-15	WSU 108-99 (OT).....F
	ORE 95-72.....MK

OSU vs. STAN

OSU leads all-time series, 72-67
 Longest Win Streak (Since 1978-79):
 OSU: 7, 1980-1983
 STAN: 11, 2000-2005

First meeting:

1929-30 OSU 29-24.....SP

1978-79	OSU 73-48.....G
	STAN 79-76.....MP
1979-80	OSU 18-16.....MP
	OSU 85-57.....G
1980-81	OSU 76-62.....G
	OSU 62-57.....M
1981-82	OSU 81-38.....MP
	OSU 111-81.....G
1982-83	OSU 62-53.....G
	STAN 88-75.....MP
1983-84	OSU 64-59.....MP
	OSU 73-68.....G
1984-85	OSU 83-73.....MP
	OSU 54-49.....G
1985-86	STAN 56-52.....G
	OSU 74-60.....MP
1986-87	OSU 70-66.....MP
	OSU 71-59.....G
1987-88	STAN 78-65.....G
	OSU 63-61.....MP
1988-89	STAN 87-59.....MP
	STAN 60-58.....G
1989-90	OSU 77-76.....MP
	OSU 84-70.....G
1990-91	OSU 73-66.....G
	STAN 64-59.....MP
1991-92	STAN 67-64.....G
	STAN 76-56.....MP
1992-93	OSU 77-66.....MP
	OSU 82-65.....G
1993-94	STAN 71-67.....G
	STAN 90-66.....MP
1994-95	STAN 95-82.....MP
	OSU 90-71.....G
1995-96	STAN 65-50.....G
	STAN 84-51.....MP
1996-97	OSU 86-77.....G
	STAN 87-54.....MP
1997-98	STAN 68-48.....G
	STAN 85-77.....MP

1998-99	STAN ... 72-56.....MP
	OSU 59-45.....G
1999-00	STAN ... 73-45.....G
	STAN ... 82-56.....MP
2000-01	STAN ... 73-49.....MP
	STAN ... 82-63.....G
2001-02	STAN ... 67-50.....G
	STAN ... 77-55.....MP
2002-03	STAN ... 57-54.....MP
	STAN ... 84-73.....G
2003-04	STAN ... 62-48.....G
	STAN ... 73-47.....MP
2004-05	STAN ... 69-65.....MP
	OSU 84-83.....G
2005-06	STAN ... 80-66.....MP
	STAN ... 71-64.....G
2006-07	STAN ... 67-56.....G
	STAN ... 70-55.....MP
2007-08	STAN ... 66-46.....G
	STAN ... 71-56.....MP
2008-09	OSU 77-62.....MP
	OSU 66-54.....G
	STAN ... 62-54.....Stp (1)
	OSU 65-62 (OT).....G (2)
2009-10	STAN ... 59-35.....MP
	STAN ... 65-55.....G
2010-11	STAN ... 70-56.....MP
	OSU 87-80.....GC
	OSU 69-67.....Stp (1)
2011-12	STAN ... 103-101 (4OT).....GC
	STAN ... 87-82.....MP
2012-13	STAN ... 81-73.....MP
	STAN ... 82-72.....GC
2013-14	OSU 81-72.....GC
2014-15	STAN ... 75-48.....MP

OSU vs. UCLA

UCLA leads all-time series, 92-36
 Longest Win Streak (Since 1978-79):
 OSU: 4, 1983-1985
 UCLA: 13, 2006-11

First meeting:

1924-25 #OSU ... 20-15.....LA

1978-79	UCLA ... 65-63.....PP
	UCLA ... 69-56.....G
1979-80	OSU 76-67.....PP
	UCLA ... 93-67.....G
1980-81	OSU 81-67.....G
	OSU 82-76.....PP
1981-82	UCLA ... 74-68.....PP
	OSU 72-58.....G
1982-83	UCLA ... 99-77.....PP
	OSU 69-65.....G
1983-84	OSU 72-63.....PP
	OSU 70-65.....G
1984-85	OSU 59-49.....G
	UCLA ... 59-51.....PP
1985-86	OSU 54-49.....PP
	UCLA ... 74-63.....G
1986-87	UCLA ... 70-67 (OT).....PP
	UCLA ... 57-53.....G
1987-88	OSU 65-64.....PP
	OSU 73-68.....G
1988-89	OSU 82-69.....G
	UCLA ... 92-75.....PP
1989-90	UCLA ... 94-80.....PP
	OSU 83-74.....G
1990-91	OSU 97-96 (2OT).....G
	UCLA ... 87-56.....PP
1991-92	UCLA ... 87-81 (OT).....PP
	UCLA ... 72-62.....G
1992-93	OSU 79-73.....G
	UCLA ... 76-75.....PP
1993-94	UCLA ... 104-71.....PP

UCLA	78-67G
1994-95 UCLA	87-78G
UCLA	86-67PP
1995-96 UCLA	68-66G
UCLA	69-60PP
1996-97 UCLA	74-68G
UCLA	81-69PP
1997-98 UCLA	90-72PP
UCLA	84-75G
1998-99 OSU	65-63G
UCLA	85-67PP
1999-00 UCLA	85-74G
UCLA	69-59PP
2000-01 UCLA	67-40PP
UCLA	68-65 (OT)G
2001-02 UCLA	70-48G
UCLA	65-57PP
2002-03 OSU	83-79PP
UCLA	69-66G
2003-04 UCLA	77-66PP
OSU	65-56G
2004-05 OSU	85-80G
UCLA	69-61PP
OSU	79-72Stp (1)
2005-06 UCLA	63-54G
UCLA	78-60PP
UCLA	79-47Stp (1)
2006-07 UCLA	71-56PP
UCLA	82-35G
2007-08 UCLA	85-62G
UCLA	84-49PP
2008-09 UCLA	69-46PP
UCLA	79-54G
2009-10 UCLA	62-52G
UCLA	65-56PP
2010-11 UCLA	62-57GC
UCLA	69-61PP
2011-12 OSU	87-84GC
2012-13 UCLA	74-64PP
2013-14 OSU	71-67GC
UCLA	74-69PP
2014-15 OSU	66-55GC
UCLA	75-59PP

OSU vs. USC

USC leads all-time series, 69-62
 Longest Win Streak (Since 1978-79):
 OSU: 7, 1979-1982
 USC: 7, 2005-2008

First meeting:

1924-25 OSU	30-22(n/a)
1978-79 USC	76-75SA
OSU	70-67G
1979-80 OSU	82-68G
OSU	73-72SA
1980-81 OSU	55-48G
OSU	73-64SA
1981-82 OSU	72-55SA
OSU	45-36G
1982-83 USC	74-69SA
OSU	62-50G
1983-84 OSU	51-45G
OSU	66-57SA
1984-85 USC	60-58G
OSU	60-58 (OT)SA
1985-86 OSU	68-64SA
USC	66-60G
1986-87 OSU	57-51SA
USC	65-55G
1987-88 OSU	80-77 (OT)LMU
OSU	84-57G
1988-89 OSU	64-55G
OSU	74-65SA
1989-90 OSU	92-82SA

OSU	98-94 (OT)G
1990-91 USC	70-68G
USC	85-75SA
1991-92 USC	90-73SA
OSU	92-78G
1992-93 OSU	68-57G
USC	69-60SA
1993-94 USC	82-76SA
USC	69-68G
1994-95 OSU	90-89 (OT)G
OSU	83-81 (OT)SA
1995-96 OSU	56-54G
USC	64-47SA
1996-97 USC	71-68G
USC	83-62SA
1997-98 USC	71-67SA
OSU	83-74 (OT)G
1998-99 OSU	69-66 (OT)G
USC	86-61SA
1999-00 USC	82-69G
USC	82-71SA
2000-01 USC	73-47SA
OSU	67-52G
2001-02 USC	64-51G
USC	79-45SA
2002-03 OSU	83-74SA
OSU	61-60G
2003-04 USC	91-82SA
USC	63-60G
2004-05 OSU	74-64G
USC	78-68SA
2005-06 USC	72-70 (OT)G
USC	89-84SA
2006-07 USC	91-46G
USC	73-56GC
2007-08 USC	68-44G
USC	81-53GC
2008-09 OSU	62-58 (OT)G
USC	68-52GC
2009-10 OSU	51-45G
OSU	49-44GC
2010-11 OSU	80-76G
USC	67-56GC
2011-12 OSU	78-59GC
2012-13 USC	69-68GC
2013-14 OSU	76-75 (OT)G
OSU	76-66GC
2014-15 OSU	59-55G
USC	68-55GC

OSU vs. UTAH

UTAH leads all-time series, 15-10

Longest Win Streak:

OSU: 2, 1941

UTAH: 4, 1958-68

First meeting:

1939 UTAH	53-37UF
2011-12 OSU	76-58JMHC
OSU	77-66G
2012-13 OSU	82-64G
UTAH	72-61JMHC
2013-14 UTAH	80-69JMHC
2014-15 UTAH	47-37G

OSU vs. WASH

WASH leads all-time series, 158-139

Longest Win Streak (Since 1978-79):

OSU: 10, 1979-1983

WASH: 8, 2008-2011

First meeting:

1903-04 #OSU	22-19Corv
1978-79 OSU	68-66HE
OSU	75-69G
1979-80 OSU	89-84G
OSU	83-73HE
1980-81 OSU	97-91HE
OSU	89-63G
1981-82 OSU	63-43G
OSU	55-44HE
1982-83 OSU	71-52G
OSU	60-50HE
1983-84 WASH	72-58HE
OSU	64-52G
1984-85 OSU	52-45HE
WASH	60-45G
1985-86 WASH	73-72G
WASH	65-55HE
1986-87 OSU	71-50G
WASH	63-61HE
1987-88 WASH	63-59HE
OSU	69-57G
OSU	80-61McK (1)
1988-89 OSU	71-70G
OSU	106-66HE
1989-90 OSU	70-63G
WASH	66-57HE
1990-91 OSU	70-60HE
OSU	80-63G
1991-92 OSU	82-58G
OSU	77-67HE
1992-93 OSU	73-70HE
WASH	61-51G
1993-94 OSU	75-71 (OT)G
WASH	62-49HE
1994-95 WASH	75-57HE
WASH	65-63G
1995-96 OSU	63-55G
WASH	50-40HE
1996-97 WASH	77-72HE
WASH	87-78G
1997-98 WASH	70-57G
WASH	84-74HE
1998-99 WASH	70-50HE
WASH	82-69G
1999-00 OSU	74-57KA
OSU	71-47G
2000-01 OSU	63-56G
OSU	83-69BAHE
2001-02 OSU	68-53BAHE
WASH	68-63G
2002-03 OSU	82-62G
OSU	80-72BAHE
2003-04 WASH	103-99 (OT)G
WASH	80-79BAHE
2004-05 WASH	108-68BAHE
OSU	90-73G
2005-06 WASH	69-65BAHE
WASH	96-63G
2006-07 WASH	91-74BAHE
OSU	73-65G
2007-08 WASH	83-74BAHE
WASH	97-59G
2008-09 WASH	85-59G
WASH	79-60BAHE
2009-10 WASH	76-70BAHE
WASH	82-70G
WASH	59-52Stp (1)
2010-11 WASH	103-72AAA

OSU	68-56G
2011-12 WASH	95-80AAA
WASH	75-72G
OSU	86-84Stp (1)
2012-13 OSU	74-66G
WASH	72-62AAA
2013-14 WASH	87-81AAA
WASH	86-62G
2014-15 WASH	56-43AAA
OSU	64-50G

OSU vs. WSU

OSU leads all-time series, 168-124

Longest Win Streak (Since 1978-79):

OSU: 6, 1984-1987 and 1988-1990

WSU: 7, 1994-1997

First meeting:

1906-07 #OSU	30-14Pull
1978-79 WSU	67-61F
OSU	66-52G
1979-80 OSU	65-63G
WSU	69-51F
1980-81 OSU	66-53F
OSU	81-53G
1981-82 OSU	64-46G
OSU	40-36F
1982-83 WSU	79-69G
WSU	63-61 (OT)F
1983-84 #OSU	79-57MC
WSU	74-65F
OSU	66-55G
1984-85 OSU	73-56F
OSU	69-49G
1985-86 OSU	57-54G
OSU	66-49F
1986-87 OSU	66-48G
WSU	73-63F
1987-88 WSU	56-49F
OSU	62-48G
OSU	74-68 (2OT)McK (1)G
1988-89 OSU	90-63G
OSU	83-70F
1989-90 OSU	79-64G
OSU	83-63F
1990-91 WSU	99-77F
OSU	87-85G
1991-92 WSU	81-69G
WSU	87-84 (OT)F
1992-93 WSU	56-51F
OSU	59-58G
1993-94 WSU	81-66G
WSU	101-64F
1994-95 WSU	77-75F
WSU	94-85G
1995-96 WSU	76-62G
WSU	61-42F
1996-97 WSU	80-64SP
OSU	61-49G
1997-98 WSU	69-53G
WSU	80-68F
1998-99 WSU	84-79F
OSU	83-64G
1999-00 OSU	77-73F
OSU	64-56G
2000-01 OSU	67-62G
WSU	57-53F
2001-02 OSU	74-72F
OSU	91-55G
2002-03 OSU	63-48G
WSU	75-71F
2003-04 OSU	52-41G
OSU	65-58F
2004-05 WSU	63-45F
OSU	58-51G

2005-06	OSU.....	59-50.....	F
	OSU.....	71-62.....	G
2006-07	WSU.....	70-55.....	G
	WSU.....	58-54.....	F
2007-08	WSU.....	69-46.....	F
	WSU.....	70-57.....	G
2008-09	WSU.....	61-57 (OT).....	G
	OSU.....	54-52.....	F
2009-10	WSU.....	65-60.....	F
	OSU.....	59-55.....	G
2010-11	WSU.....	84-70.....	F
	OSU.....	61-55.....	G
2011-12	WSU.....	81-76.....	F
	WSU.....	83-73.....	G
	OSU.....	69-64.....	Stp (1)
2012-13	WSU.....	71-68.....	G
	OSU.....	67-66.....	F
2013-14	OSU.....	66-55.....	F
	OSU.....	68-57.....	G
2014-15	OSU.....	62-47.....	F
	OSU.....	55-50.....	G

STAN vs. UCLA

UCLA leads all-time series, 142-92
 Longest Win Streak (Since 1978-79):
 STAN: 6, 2003-2005
 UCLA: 9, 1991-1995

First meeting:

1924-25	#STAN ..	23-17.....	SP
1978-79	STAN	75-72.....	MP
	UCLA	99-71.....	PP
1979-80	UCLA	92-60.....	PP
	UCLA	75-62.....	MP
1980-81	UCLA	85-58.....	PP
	STAN	74-72.....	MP
1981-82	UCLA	42-34.....	MP
	UCLA	79-53.....	PP
1982-83	UCLA	101-87.....	MP
	UCLA	99-86.....	PP
1983-84	UCLA	71-66.....	PP
	STAN	75-64.....	MP
1984-85	UCLA	100-71.....	PP
	UCLA	72-66.....	MP
1985-86	STAN	76-70.....	MP
	UCLA	95-74.....	PP
1986-87	UCLA	95-75.....	PP
	UCLA	93-62.....	MP
1987-88	STAN	116-110 (2OT).....	MP
	UCLA	91-69.....	PP
1988-89	UCLA	74-70.....	PP
	STAN	84-75.....	MP
	STAN	95-86.....	For (1)
1989-90	STAN	87-79.....	MP
	STAN	70-69.....	PP
1990-91	STAN	89-82.....	PP
	UCLA	89-86.....	MP
1991-92	UCLA	83-77.....	MP
	UCLA	96-70.....	PP
1992-93	UCLA	84-76.....	PP
	UCLA	72-64.....	MP
1993-94	UCLA	69-65.....	MP
	UCLA	103-88.....	PP
1994-95	UCLA	77-74.....	PP
	UCLA	88-77.....	MP
1995-96	STAN	67-66.....	MP
	STAN	64-56.....	PP
1996-97	STAN	109-61.....	MP
	UCLA	87-68.....	PP
1997-98	STAN	93-80.....	MP
	STAN	84-81.....	PP
1998-99	STAN	72-59.....	PP
	STAN	77-73.....	MP
1999-00	STAN	78-63.....	PP
	UCLA	94-93 (OT).....	MP

2000-01	UCLA	79-73.....	MP
	STAN	85-79.....	PP
2001-02	STAN	86-76.....	PP
	UCLA	95-92.....	MP
2002-03	STAN	52-51.....	MP
	STAN	93-84.....	PP
2003-04	STAN	67-52.....	MP
	STAN	73-60.....	PP
2004-05	STAN	75-64.....	PP
	STAN	78-65.....	MP
2005-06	UCLA	71-54.....	PP
	UCLA	75-54.....	MP
2006-07	STAN	75-68.....	MP
	UCLA	75-61.....	PP
2007-08	UCLA	76-67.....	MP
	UCLA	77-67 (OT).....	PP
	UCLA	67-64.....	Stp (1)
2008-09	UCLA	97-63.....	PP
	UCLA	76-71.....	MP
2009-10	STAN	70-59.....	MP
	UCLA	77-73.....	PP
2010-11	UCLA	68-57.....	PP
	UCLA	69-65.....	MP
2011-12	STAN	60-59.....	MP
	UCLA	72-61.....	SA
2012-13	UCLA	68-60.....	SA
	UCLA	88-80.....	MP
2013-14	UCLA	91-74.....	PP
	STAN	83-74.....	MP
	UCLA	84-59.....	MGM (1)
2014-15	UCLA	86-81 (2 OT).....	PP
	UCLA	69-67.....	MP

STAN vs. USC

STAN leads all-time series, 124-123
 Longest Win Streak (Since 1978-79):
 STAN: 13, 1984-1990
 USC: 4, 1981-1982

First meeting:

1916-17	#STAN ..	34-10.....	SP
1978-79	USC	57-55.....	MP
	USC	79-68.....	SA
1979-80	USC	69-68.....	SA
	STAN	93-91 (OT).....	MP
1980-81	USC	89-64.....	SA
	USC	74-67.....	MP
1981-82	USC	85-74.....	MP
	USC	74-59.....	SA
1982-83	STAN	92-74.....	MP
	USC	90-76.....	SA
1983-84	USC	51-49 (OT).....	SA
	STAN	64-56.....	MP
1984-85	STAN	60-54.....	SA
	STAN	86-65.....	MP
1985-86	STAN	61-59.....	SA
	STAN	85-64.....	MP
1986-87	STAN	64-58.....	SA
	STAN	72-57.....	MP
1987-88	STAN	88-62.....	MP
	STAN	73-65.....	SA
1988-89	STAN	68-52.....	SA
	STAN	74-65.....	MP
	STAN	66-61.....	For (2)
1989-90	STAN	74-61.....	MP
	USC	71-62.....	SA
1990-91	USC	85-67.....	SA
	STAN	92-76.....	MP
1991-92	USC	82-72.....	MP
	USC	73-72 (OT).....	SA
1992-93	USC	63-55.....	SA
	STAN	78-62.....	MP
1993-94	STAN	76-67.....	MP
	STAN	66-55.....	SA
1994-95	STAN	85-82.....	SA

1995-96	USC	84-80.....	SA
	STAN	99-69.....	MP
1996-97	STAN	85-70.....	MP
	USC	84-81.....	SA
1997-98	STAN	99-62.....	MP
	STAN	83-59.....	SA
1998-99	STAN	72-55.....	SA
	USC	86-82 (OT).....	MP
1999-00	STAN	67-57.....	SA
	STAN	111-68.....	MP
2000-01	STAN	77-71.....	MP
	STAN	70-68.....	SA
2001-02	USC	90-82.....	SA
	USC	77-58.....	MP
	USC	103-78.....	Stp (1)
2002-03	STAN	80-72.....	MP
	STAN	73-67.....	SA
	USC	79-74.....	Stp (1)
2003-04	STAN	77-67.....	MP
	STAN	76-67.....	SA
2004-05	STAN	78-70.....	SA
	STAN	71-62.....	MP
2005-06	USC	82-71.....	Stp
	STAN	58-56.....	MP
2006-07	STAN	65-50.....	MP
	USC	69-65.....	GC
	USC	83-79 (OT).....	Stp (1)
2007-08	STAN	52-46.....	MP
	USC	77-64.....	GC
2008-09	USC	70-69.....	GC
	STAN	75-63.....	MP
2009-10	STAN	54-53.....	MP
	USC	54-49.....	GC
2010-11	USC	65-42.....	GC
	USC	69-53.....	MP
2011-12	STAN	51-43.....	MP
	STAN	59-47.....	GC
2012-13	USC	71-69.....	GC
	USC	65-64.....	MP
2013-14	STAN	79-71 (OT).....	GC
	STAN	80-59.....	MP
2014-15	STAN	78-76.....	GC
	STAN	70-62.....	GC

STAN vs. UTAH

UTAH leads all-time series, 17-11
 Longest Win Streak:
 STAN: 3, 2013-current
 UTAH: 3, four times. Last: 1969-72

First meeting:

1932	STAN	41-37.....	UF
2011-12	STAN	68-65.....	MP
	UTAH	58-57.....	JMHC
2012-13	STAN	87-56.....	JMHC
	STAN	84-66.....	MP
2013-14	STAN	61-60.....	MP
2014-15	UTAH	75-59.....	JMHC
	UTAH	80-56.....	MGM (1)

STAN vs. WASH

STAN leads all-time series, 74-69
 Longest Win Streak (Since 1978-79):
 STAN: 10, 1998-2002
 WASH: 6, 2009-10

First meeting:

1915-16	#WASH ..	35-19.....	SP
1978-79	STAN	80-69.....	MP
	WASH	84-63.....	HE
1979-80	WASH	81-59.....	HE
	STAN	79-78 (OT).....	MP
1980-81	WASH	65-57.....	MP

1981-82	WASH ...	89-71.....	HE
	WASH ...	75-70.....	HE
	WASH ...	53-52.....	MP
1982-83	WASH ...	84-65.....	HE
	STAN	77-63.....	MP
1983-84	STAN	78-74.....	MP
	WASH ...	68-63.....	HE
1984-85	WASH ...	78-69.....	HE
	WASH ...	67-47.....	MP
1985-86	STAN	70-69.....	MP
	WASH ...	96-87.....	HE
1986-87	STAN	82-77.....	MP
	WASH ...	70-65.....	HE
	WASH ...	86-71.....	PP (1)
1987-88	STAN	86-70.....	MP
	WASH ...	84-82 (2OT).....	HE
1988-89	STAN	71-69.....	HE
	STAN	82-74 (OT).....	MP
1989-90	WASH ...	71-59.....	HE
	STAN	59-48.....	MP
1990-91	STAN	87-55.....	MP
	STAN	60-59.....	HE
1991-92	STAN	64-58.....	HE
	STAN	85-70.....	MP
1992-93	WASH ...	68-67.....	MP
	WASH ...	56-51.....	HE
1993-94	STAN	67-65.....	MP
	STAN	76-61.....	HE
1994-95	STAN	65-51.....	HE
	STAN	74-65.....	MP
1995-96	STAN	71-56.....	MP
	WASH ...	74-71.....	HE
1996-97	STAN	78-67.....	MP
	WASH ...	75-61.....	HE
1997-98	STAN	74-72.....	HE
	STAN	93-70.....	MP
1998-99	STAN	67-60.....	MP
	STAN	89-57.....	HE
1999-00	STAN	92-62.....	MP
	STAN	77-52.....	KA
2000-01	STAN	94-63.....	BAHE
	STAN	99-79.....	MP
2001-02	STAN	105-60.....	MP
	STAN	91-65.....	BAHE
2002-03	WASH ...	73-68.....	BAHE
	STAN	78-69.....	MP
2003-04	STAN	85-72.....	MP
	WASH ...	75-62.....	BAHE
	STAN	77-66.....	Stp (1)
2004-05	WASH ...	76-73.....	BAHE
	STAN	77-67.....	MP
	WASH ...	66-63.....	Stp (1)
2005-06	STAN	76-67 (OT).....	MP
	WASH ...	75-57.....	BAHE
2006-07	STAN	78-77.....	MP
	WASH ...	64-52.....	BAHE
2007-08	STAN	65-51.....	BAHE
	STAN	82-79.....	MP
2008-09	WASH ...	84-83.....	BAHE
	WASH ...	75-68.....	MP
	WASH ...	85-73.....	Stp (1)
2009-10	WASH ...	94-61.....	BAHE
	WASH ...	78-61.....	MP
	WASH ...	79-64.....	Stp (1)
2010-11	STAN	58-56.....	MP
	WASH ...	87-76.....	AAA
2011-12	WASH ...	76-63.....	AAA
2012-13	WASH ...	65-60.....	MP
2013-14	STAN	79-67.....	MP
	WASH ...	64-60.....	AAA
2014-15	STAN	68-60 (OT).....	MP
	STAN	84-74.....	AAA
	STAN	71-69.....	MGM (1)

STAN vs. WSU

STAN leads all-time series, 74-60
 Longest Win Streak (Since 1978-79):
 STAN: 18, 1996-2004
 WSU: 5, 1981-1983

First meeting:

1916-17 #WSU ... 36-18..... SP

1978-79	WSU	75-52	MP
	WSU	69-47	F
1979-80	WSU	102-74	F
	WSU	93-75	MP
1980-81	STAN	62-60	MP
	WSU	59-58	F
1981-82	WSU	63-58	F
	WSU	62-54	MP
1982-83	WSU	67-63	F
	WSU	79-69	MP
1983-84	STAN	68-65	MP
	WSU	65-61	F
1984-85	WSU	71-59	F
	WSU	78-68	MP
1985-86	STAN	84-67	MP
	WSU	69-66	F
1986-87	STAN	93-76	MP
	WSU	74-64	F
1987-88	WSU	70-68 (OT)	MP
	STAN	51-50	F
1988-89	STAN	85-43	F
	STAN	65-63	MP
1989-90	STAN	69-49	F
	STAN	68-54	MP
1990-91	STAN	94-63	MP
	WSU	74-68	F
1991-92	WSU	67-59	F
	STAN	85-70	MP
1992-93	WSU	64-59	MP
	WSU	87-54	F
1993-94	STAN	75-64	MP
	WSU	77-71	F
1994-95	WSU	77-63	F
	STAN	79-72	MP
1995-96	WSU	68-59	MP
	STAN	78-67	F
1996-97	STAN	81-61	MP
	STAN	76-63	F
1997-98	STAN	82-72	F
	STAN	72-56	MP
1998-99	STAN	94-45	MP
	STAN	64-48	F
1999-00	STAN	63-38	MP
	STAN	89-52	F
2000-01	STAN	72-61	F
	STAN	75-64	MP
2001-02	STAN	83-50	MP
	STAN	76-63	F
2002-03	STAN	73-68 (OT)	F
	STAN	72-54	MP
2003-04	STAN	73-51	MP
	STAN	63-61	F
	STAN	68-47	Stp (1)
2004-05	WSU	60-51	F
	WSU	59-48	MP
	STAN	60-58	Stp (1)
2005-06	STAN	69-59	MP
	STAN	39-37	F
2006-07	STAN	71-68	MP
	WSU	58-45	F
2007-08	STAN	67-65 (OT)	F
	STAN	60-53	MP
	STAN	75-64	Stp (1)
2008-09	WSU	55-54	F
	STAN	65-54	MP
2009-10	WSU	77-73	F
	STAN	60-58	MP

2010-11	WSU	61-58	MP
	STAN	75-62	F
2011-12	WSU	81-69	F
2012-13	STAN	78-67	MP
2013-14	STAN	80-48	MP
	STAN	69-56	F
	STAN	74-63	MGM (1)
2014-15	STAN	71-56	MP
	WSU	89-88	F

UCLA vs. USC

UCLA leads all-time series, 138-105
 Longest Win Streak (Since 1978-79):
 UCLA: 10, 1995-1999
 USC: 4, 2003-2004; 2009-2011

First meeting:

1927-28 USC 45-35..... USC

1978-79	UCLA	89-86	SA
	UCLA	102-94 (OT)	PP
1979-80	USC	82-74	SA
	UCLA	91-64	PP
1980-81	USC	68-66	PP
	UCLA	76-62	SA
1981-82	USC	86-71	SA
	UCLA	69-66	PP
1982-83	UCLA	77-60	PP
	UCLA	71-64	SA
1983-84	UCLA	75-69 (OT)	PP
	USC	80-72	SA
1984-85	USC	78-77 (2OT)	SA
	USC	80-78 (4OT)	PP
1985-86	UCLA	66-56	PP
	USC	79-64	SA
1986-87	UCLA	77-65	SA
	UCLA	82-76	PP
1987-88	UCLA	81-65	PP
	UCLA	85-70	SA
1988-89	UCLA	67-66	SA
	UCLA	68-65	PP
1989-90	UCLA	89-72	PP
	USC	76-75	SA
1990-91	UCLA	98-81	PP
	USC	76-74	SA
1991-92	USC	86-82	PP
	USC	83-79	SA
1992-93	UCLA	90-80	SA
	USC	72-62	PP
1993-94	UCLA	101-72	PP
	USC	85-79	SA
1994-95	UCLA	73-69	SA
	UCLA	100-93	PP
1995-96	UCLA	99-72	PP
	UCLA	61-59	SA
1996-97	UCLA	96-87	SA
	UCLA	82-60	PP
1997-98	UCLA	101-84	PP
	UCLA	82-75 (OT)	SA
1998-99	UCLA	98-80	SA
	UCLA	68-63	PP
1999-00	USC	79-71	SA
	UCLA	83-78	PP
2000-01	UCLA	80-75	PP
	UCLA	85-76	SA
2001-02	USC	81-77	For
	UCLA	67-65	PP
2002-03	USC	80-75	PP
	USC	86-85	SA
2003-04	USC	76-69	PP
	USC	78-77 (OT)	SA
2004-05	UCLA	72-69	SA
	UCLA	90-69	PP
2005-06	UCLA	66-45	PP
	USC	71-68	SA
2006-07	UCLA	65-64	GC

2007-08	UCLA	70-65	PP
	USC	72-63	PP
	UCLA	56-46	GC
	UCLA	57-54	Stp (1)
2008-09	UCLA	64-60	GC
	UCLA	76-60	PP
	USC	65-55	Stp (1)
2009-10	USC	67-46	PP
	USC	68-64	GC
2010-11	USC	63-52	GC
	UCLA	64-50	PP
2011-12	UCLA	66-47	GC
	UCLA	64-54	SA
	UCLA	55-40	Stp (1)
2012-13	USC	75-71	PP
	UCLA	75-59	GC
2013-14	UCLA	107-73	PP
	UCLA	87-73	GC
2014-15	UCLA	83-66	GC
	UCLA	83-74	PP
	UCLA	96-70	MGM (1)

* - USC home game
 ** - UCLA home game

UCLA vs. UTAH

UCLA leads all-time series, 8-6
 Longest Win Streak:
 UCLA: 2, 2012-13
 UTAH: 2, 1929-61

First meeting:

1928 UCLA 38-32.....UF

2011-12	UCLA	76-49	SA
2012-13	UCLA	57-53	JMHC
2013-14	UTAH	74-69	JMHC
	UCLA	80-66	PP
2014-15	UTAH	71-39	JMHC
	UCLA	69-59	PP

UCLA vs. WASH

UCLA leads all-time series, 96-40
 Longest Win Streak (Since 1978-79):
 UCLA: 10, 1987-1990; 1993-1998
 WASH: 3, 2005-2006; 2010-12

First meeting:

1936-37 WASH ... 52-51.....HE

1978-79	UCLA	86-61	PP
	WASH	69-68	HE
1979-80	UCLA	76-59	HE
	WASH	72-70	PP
1980-81	UCLA	96-74	PP
	UCLA	91-72	HE
1981-82	WASH	56-50	HE
	UCLA	68-67	PP
1982-83	UCLA	84-65	PP
	UCLA	90-66	HE
1983-84	WASH	89-81 (3OT)	HE
	UCLA	73-59	PP
1984-85	UCLA	63-51	PP
	WASH	67-61	HE
1985-86	WASH	90-65	HE
	UCLA	94-89 (OT)	PP
1986-87	WASH	90-80	HE
	WASH	95-87	PP
	UCLA	76-64	PP (1)
1987-88	UCLA	78-71	PP
	UCLA	97-87	HE
1988-89	UCLA	93-74	HE
	UCLA	101-78	PP
	UCLA	64-54	For (1)
1989-90	UCLA	58-56	HE
	UCLA	74-61	PP
1990-91	WASH	86-68	HE

1991-92	UCLA	74-61	PP
	UCLA	80-79	HE
1992-93	WASH	81-67	HE
	UCLA	93-64	PP
1993-94	UCLA	82-62	HE
	UCLA	79-76	PP
1994-95	UCLA	91-78	PP
	UCLA	74-66	HE
1995-96	UCLA	91-88 (OT)	PP
	UCLA	78-70	HE
1996-97	UCLA	79-70	PP
	UCLA	87-85	HE
1997-98	UCLA	105-94	PP
	WASH	95-94	HE
1998-99	WASH	93-83	HE
	UCLA	79-62	PP
1999-00	WASH	83-62	KA
	UCLA	90-64	PP
2000-01	UCLA	86-64	PP
	WASH	96-94	BAHE
2001-02	UCLA	85-79	BAHE
	UCLA	74-62	PP
2002-03	UCLA	77-67	BAHE
	UCLA	83-72	PP
2003-04	UCLA	86-84 (OT)	BAHE
	UCLA	80-75	PP
	WASH	91-83	Stp (1)
2004-05	UCLA	95-86	PP
	WASH	82-70	BAHE
2005-06	WASH	69-65	PP
	WASH	70-67	BAHE
2006-07	UCLA	96-74	PP
	WASH	61-51	BAHE
2007-08	UCLA	69-55	PP
	WASH	71-61	BAHE
2008-09	WASH	86-75	BAHE
	UCLA	85-76	PP
2009-10	UCLA	62-61	PP
	WASH	97-68	BAHE
2010-11	WASH	74-63	PP
	WASH	70-63	AAA
2011-12	WASH	71-69	AAA
	UCLA	75-69	SA
2012-13	UCLA	59-57	PP
	UCLA	61-54	AAA
2013-14	UCLA	91-82	AAA
2014-15	UCLA	88-66	PP

UCLA vs. WSU

UCLA leads all-time series, 103-16
 Longest Win Streak (Since 1978-79):
 UCLA: 22, 1993-2004
 WSU: 2, 2013-14

First meeting:

1936-37 #WSU ... 33-23..... B

1978-79	UCLA	89-71	PP
	UCLA	110-102 (3OT)	F
1979-80	WSU	80-64	F
	UCLA	80-66	PP
1980-81	UCLA	87-61	PP
	UCLA	59-50	F
1981-82	WSU	57-51 (3OT)	F
	UCLA	57-54	PP
1982-83	UCLA	89-87 (OT)	PP
	WSU	70-68	F
1983-84	UCLA	73-59	F
	UCLA	83-64	PP
1984-85	UCLA	75-48	PP
	WSU	66-58 (OT)	F
1985-86	UCLA	81-80 (2OT)	F
	UCLA	88-81	PP
1986-87	WSU	81-73	F
	UCLA	61-60	PP

1988-89	WASH ... 69-63.....	F
	WASH ... 76-70.....	HE
1989-90	WASH ... 80-79.....	HE
	WASH ... 59-56.....	F
1990-91	WASH ... 50-48.....	F
	WSU 80-76.....	HE
1991-92	WASH ... 78-73 (OT).....	HE
	WSU 75-57.....	F
1992-93	WASH ... 59-56.....	F
	WSU 72-57.....	HE
1993-94	WSU 67-46.....	HE
	WSU 75-51.....	F
1994-95	WSU 74-73.....	F
	WASH ... 78-72.....	HE
1995-96	WASH ... 85-71.....	HE
	WSU 76-66.....	F
1996-97	WASH ... 74-72.....	F
	WASH ... 91-70.....	HE
1997-98	WASH ... 82-76.....	HE
	WASH ... 70-51.....	F
1998-99	WSU 72-71.....	SP
	WASH ... 76-59.....	HE
1999-00	WASH ... 74-68 (OT).....	KA
	WASH ... 64-60.....	F
2000-01	WASH ... 78-72.....	BAHE
	WSU 79-61.....	F
2001-02	WSU 81-79.....	F
	WASH ... 82-75.....	BAHE
2002-03	WASH ... 81-67.....	BAHE
	WSU 98-76.....	F
2003-04	WASH ... 75-62.....	F
	WASH ... 71-67.....	BAHE
2004-05	WASH ... 66-48.....	BAHE
	WASH ... 68-55.....	F
2005-06	WSU 78-71.....	BAHE
	WSU 77-64.....	F
2006-07	WSU 75-47.....	F
	WSU 65-61.....	BAHE
	WSU 74-64.....	Stp (1)
2007-08	WSU 56-52.....	BAHE
	WSU 76-73 (OT).....	F
2008-09	WASH ... 68-48.....	F
	WASH ... 67-60.....	BAHE
2009-10	WASH ... 92-64.....	BAHE
	WASH ... 59-52.....	F
2010-11	WSU 87-80.....	F
	WSU 80-69.....	AAA
	WASH ... 89-87.....	Stp (1)
2011-12	WASH ... 75-65.....	AAA
	WASH ... 59-55.....	F
2012-13	WASH ... 68-63.....	F
	WASH ... 72-68.....	AAA
	WASH ... 64-62.....	MGM (1)
2013-14	WSU 72-67.....	F
	WASH ... 72-49.....	AAA
2014-15	WSU 80-77.....	AAA
	WASH ... 87-84.....	F

SITE KEY

AAA..... Alaska Airlines Arena, Seattle
 B Bohler Gym, Pullman, Wash.
 BF Balch Fieldhouse, Boulder, Colo.
 BDG Bear Down Gym, Tucson, Ariz.
 BAHE Bank of America Arena, Seattle
 Berk Berkeley, Calif. (venue n/a)
 CEC Coors Events Center, Boulder, Colo.
 Corv Corvallis, Ore. (venue n/a)
 CSDH Cal State Dominguez Hills,
 Carson, Calif. (USC home game)
 CP Cow Palace, San Francisco
 CSLA Cal State Los Angeles
 (USC home game)
 Eug Eugene, Ore. (venue n/a)
 F Friel Court, Pullman, Wash.
 For The Forum, Inglewood, Calif.
 G Gill Coliseum, Corvallis, Ore.
 GC Galen Center, Los Angeles
 H Harmon Gym, Berkeley, Calif.
 HC Honda Center, Anaheim, Calif.
 HE Hec Edmundson Pavillion, Seattle
 HP Haas Pavillion, Berkeley, Calif.
 JMHC Jon M. Huntsman Center, Salt Lake City
 KA Key Arena, Seattle, Wash.
 LA Los Angeles, Calif. (venue n/a)
 LC Lyon Center, Los Angeles
 LMU Loyola Marymount University, Los Angeles
 MC Memorial Coliseum, Portland, Ore.
 MP Maples Pavilion, Stanford, Calif.
 n/a unknown
 McA McArthur Court, Eugene, Ore.
 McK McKale Center, Tucson, Ariz.
 MGM MGM Grand Garden Arena, Las Vegas, Nev.
 MK Matthew Knight Arena, Eugene, Ore.
 MSG Madison Square Garden, N.Y., N.Y.
 OC Oakland Coliseum Arena, Oakland, Calif.
 Oak Oakland, Calif. (venue n/a)
 PP Pauley Pavilion, Los Angeles
 Pull Pullman, Wash. (venue n/a)
 RG Rose Garden, Portland, Ore.
 SA Los Angeles Sports Arena, Los Angeles
 SP Spokane Arena, Spokane, Wash.
 SDG Sun Devil Gym, Tempe, Ariz.
 Sea Seattle, Wash. (venue n/a)
 SF San Francisco, Calif. (venue n/a)
 SP Stanford Pavilion, Stanford, Calif.
 Stp Staples Center, Los Angeles
 Tuc Tucson, Ariz. (venue n/a)
 TNA The New Arena, Oakland, Calif.
 UAC University Activity Center, Tempe, Ariz.
 USC USC campus (venue n/a)
 WFA Wells Fargo Arena, Tempe, Ariz.
 N Other neutral site
 # Non-conference game
 & California later forfeited these games.
 (1) Pac-12 Tournament game
 (2) CBI Tournament gam
 (3) NIT

Under the Pac-12's current 18-game Conference schedule, no team has finished league play undefeated. Seven times a team has finished league play at 17-1:

1981	OSU
1988	ARIZ
1989	ARIZ
1993	ARIZ
1998	ARIZ
2003	ARIZ
2004	STAN

In addition, seven times a team has reached the halfway point of league play at 9-0:

1980	OSU
1981	OSU
1983	UCLA
1988	ARIZ
1993	ARIZ
1998	ARIZ
2004	STAN

There have been three instances in which a team managed a perfect road record in Pac-10 play (9-0):

1981	OSU
2001	STAN
2003	ARIZ

There have been 29 teams with an unblemished home record in league play (9-0):

1980	OSU
1981	OSU
1982	OSU
1983	WSU
1984	OSU, WASH
1986	ARIZ
1988	ARIZ
1989	ARIZ, STAN
1990	ARIZ, OSU
1991	ARIZ
1992	USC
1993	ARIZ
1996	UCLA
1997	STAN
1998	ARIZ
1999	ARIZ
2000	ARIZ
2002	ORE
2003	STAN
2004	STAN
2005	WASH
2007	UCLA
2011	ARIZ
2014	ARIZ
2015	ARIZ, UCLA

ASSOCIATED PRESS (AP) – 1949 - present – Writers poll – Prior to NCAA Tournament
 UNITED PRESS INTERNATIONAL (UPI) – 1951-1996 – Coaches poll – Following NCAA Tournament
 USA TODAY – 1983 - present – Coaches poll – Following NCAA Tournament
 No. 1 and Pac-12 teams only. Number in parenthesis is depth of poll. Complete rankings can be found in the NCAA Records Book.

<p>1948-49 AP (10) 1. Kentucky 2. UTAH</p> <p>1949-50 AP (20) 1. Bradley 7. UCLA 15. ARIZONA* 18. WASHINGTON ST.</p> <p>1950-51 AP (20) 1. Kentucky 12. ARIZONA* 19. USC</p> <p>UPI (20) 1. Kentucky 12. ARIZONA* 13. WASHINGTON 16. UCLA</p> <p>1951-52 AP (20) 1. Kentucky 6. WASHINGTON 19. UCLA</p> <p>UPI (20) 1. Kentucky 5. WASHINGTON T20. UCLA</p> <p>1952-53 AP (20) 1. Indiana 4. WASHINGTON</p> <p>UPI (20) 1. Indiana 3. WASHINGTON 12. CALIFORNIA</p> <p>1953-54 AP (20) 1. Kentucky 11. USC</p> <p>UPI (20) 1. Indiana T14. USC 16. OREGON STATE</p> <p>1954-55 AP (20) 1. San Francisco 7. UTAH* 10. OREGON STATE 13. UCLA 15. COLORADO*</p> <p>UPI (20) 1. San Francisco 8. OREGON STATE 11. COLORADO* 12. UCLA</p> <p>1955-56 AP (20) 1. San Francisco 8. UCLA 20. UTAH*</p> <p>UPI (20) 1. San Francisco 9. UCLA</p> <p>1956-57 AP (20) 1. North Carolina 13. CALIFORNIA 14. UCLA</p> <p>UPI (20) 1. North Carolina 6. CALIFORNIA T9. UCLA</p>	<p>1957-58 AP (20) 1. West Virginia</p> <p>UPI (20) 1. West Virginia T16. OREGON STATE</p> <p>1958-59 AP (20) 1. Kansas State 11. CALIFORNIA 18. UTAH*</p> <p>UPI (20) 1. Kansas State 9. CALIFORNIA</p> <p>1959-60 AP (20) 1. Cincinnati 2. CALIFORNIA 6. UTAH*</p> <p>UPI (20) 1. CALIFORNIA</p> <p>1960-61 AP (20) 1. Ohio State 7. USC 11. UTAH*</p> <p>UPI (20) 1. Ohio State 5. USC</p> <p>1961-62 AP (20) 1. Ohio State 7. UTAH* 9. COLORADO* 14. OREGON STATE 16. ARIZONA STATE* 19. UCLA</p> <p>UPI (20) 1. Ohio State 8. COLORADO* 11. OREGON STATE 15. ARIZONA STATE* 17. UCLA</p> <p>1962-63 AP (10) 1. Cincinnati 4. ARIZONA STATE* 10. COLORADO*</p> <p>UPI (20) 1. Cincinnati 3. ARIZONA STATE* 9. COLORADO* 10. STANFORD 14. OREGON STATE 15. UCLA</p> <p>1963-64 AP (10) 1. UCLA 6. OREGON STATE</p> <p>UPI (20) 1. UCLA 5. OREGON STATE 19. ARIZONA STATE*</p> <p>1964-65 AP (10) 1. Michigan 2. UCLA</p> <p>UPI (20) 1. Michigan 2. UCLA</p>	<p>1965-66 AP (10) 1. Kentucky</p> <p>UPI (20) 1. Kentucky 15. OREGON STATE</p> <p>1966-67 AP (10) 1. UCLA</p> <p>UPI (20) 1. UCLA</p> <p>1967-68 AP (10) 1. Houston 2. UCLA</p> <p>UPI (20) 1. Houston 2. UCLA</p> <p>1968-69 AP (20) 1. UCLA 18. COLORADO*</p> <p>UPI (20) 1. UCLA T14. COLORADO*</p> <p>1969-70 AP (20) 1. Kentucky 2. UCLA 20. USC</p> <p>UPI (20) 1. Kentucky 2. UCLA</p> <p>1970-71 AP (20) 1. UCLA 5. USC</p> <p>UPI (20) 1. UCLA 5. USC</p> <p>1971-72 AP (20) 1. UCLA</p> <p>UPI (20) 1. UCLA</p> <p>1972-73 AP (20) 1. UCLA 16. ARIZONA STATE*</p> <p>UPI (20) 1. UCLA 13. ARIZONA STATE*</p> <p>1973-74 AP (20) 1. North Carolina State 2. UCLA 15. UTAH* 17. USC</p> <p>UPI (20) 1. North Carolina State 2. UCLA 3. USC</p>	<p>1974-75 AP (20) 1. UCLA 8. ARIZONA STATE* 18. OREGON STATE</p> <p>UPI (20) 1. Indiana 2. UCLA 7. ARIZONA STATE* 12. USC 17. ARIZONA*</p> <p>1975-76 AP (20) 1. Indiana 5. UCLA 15. ARIZONA</p> <p>UPI (20) 1. Indiana 5. UCLA 10. WASHINGTON 12. ARIZONA*</p> <p>1976-77 AP (20) 1. Michigan 2. UCLA 14. UTAH*</p> <p>UPI (20) 1. Michigan 4. UCLA</p> <p>1977-78 AP (20) 1. Kentucky 2. UCLA 14. UTAH*</p> <p>UPI (20) 1. Kentucky 2. UCLA</p> <p>1978-79 AP (20) 1. Indiana State 2. UCLA</p> <p>UPI (20) 1. Indiana State 2. UCLA</p> <p>1979-80 AP (20) 1. DePaul 5. OREGON STATE 18. ARIZONA STATE</p> <p>UPI (20) 1. DePaul 2. OREGON STATE 19. ARIZONA STATE</p> <p>1980-81 AP (20) 1. DePaul 2. OREGON STATE 3. ARIZONA STATE 10. UCLA 14. UTAH*</p> <p>UPI (20) 1. DePaul 2. OREGON STATE 5. ARIZONA STATE 11. UCLA</p> <p>1981-82 AP (20) 1. North Carolina 4. OREGON STATE 19. UCLA</p> <p>UPI (20) 1. North Carolina 4. OREGON STATE</p>	<p>1982-83 AP (20) 1. Houston 7. UCLA</p> <p>UPI (20) 1. Houston 7. UCLA</p> <p>USA TODAY/CNN (25) 1. North Carolina St. 24. WASHINGTON ST.</p> <p>1983-84 AP (20) 1. North Carolina 15. WASHINGTON 17. OREGON STATE</p> <p>UPI (20) 1. North Carolina 15. WASHINGTON 20. OREGON STATE</p> <p>USA TODAY/CNN (25) 1. Georgetown 15. WASHINGTON</p> <p>1984-85 AP (20) 1. Georgetown</p> <p>UPI (20) 1. Georgetown</p> <p>USA TODAY/CNN (25) 1. Villanova 23. UCLA</p> <p>1985-86 AP (20) 1. Duke</p> <p>UPI (20) 1. Duke</p> <p>USA TODAY/CNN (25) 1. Louisville</p> <p>1986-87 AP (20) 1. Nevada-Las Vegas 15. UCLA</p> <p>UPI (20) 1. Nevada-Las Vegas 13. UCLA</p> <p>USA TODAY/CNN (25) 1. Indiana 21. UCLA</p> <p>1987-88 AP (20) 1. Temple 2. ARIZONA</p> <p>UPI (20) 1. Temple 2. ARIZONA</p> <p>USA TODAY/CNN (25) 1. Kansas 3. ARIZONA</p> <p>1988-89 AP (20) 1. ARIZONA 13. STANFORD</p> <p>UPI (20) 1. ARIZONA 12. STANFORD</p> <p>USA TODAY/CNN (25) 1. Michigan 7. ARIZONA 21. STANFORD 25. UCLA</p>	<p>1989-90 AP (25) 1. Oklahoma 15. ARIZONA 22. OREGON STATE</p> <p>UPI (20) 1. Oklahoma 16. ARIZONA</p> <p>USA TODAY/CNN 1. Nevada-Las Vegas 21. ARIZONA 23. UCLA</p> <p>1990-91 AP (25) 1. Nevada-Las Vegas 8. ARIZONA 16. UCLA</p> <p>UPI (25) 1. Nevada-Las Vegas 7. ARIZONA 14. UCLA</p> <p>USA TODAY/CNN (25) 1. Duke 10. ARIZONA 25. UCLA</p> <p>1991-92 AP (25) 1. Duke 4. UCLA 8. USC 10. ARIZONA</p> <p>UPI (25) 1. Duke 3. UCLA 5. ARIZONA 7. USC</p> <p>USA TODAY/CNN (25) 1. Duke 8. UCLA 11. USC 16. ARIZONA</p> <p>1992-93 AP (25) 1. Indiana 5. ARIZONA 19. UTAH*</p> <p>UPI (25) 1. Indiana 5. ARIZONA</p> <p>USA TODAY/CNN (25) 1. North Carolina 12. ARIZONA 17. CALIFORNIA 24. UCLA</p> <p>1993-94 AP (25) 1. Arkansas 9. ARIZONA 16. CALIFORNIA 17. UCLA</p> <p>UPI (25) 1. Arkansas 9. ARIZONA 16. CALIFORNIA 17. UCLA</p> <p>USA TODAY/CNN (25) 1. Arkansas 3. ARIZONA 22. UCLA</p>	<p>1994-95 AP (25) 1. UCLA 15. ARIZONA 16. ARIZONA STATE 19. UTAH*</p> <p>UPI (25) 1. UCLA 13. ARIZONA 15. ARIZONA STATE 24. OREGON 25. STANFORD</p> <p>USA TODAY/CNN (25) 1. UCLA 13. ARIZONA STATE 25. ARIZONA</p> <p>1995-96 AP (25) 1. Massachusetts 11. ARIZONA 12. UTAH* 14. UCLA</p> <p>UPI (25) 1. Massachusetts 11. ARIZONA 13. UCLA</p> <p>USA TODAY/CNN (25) 1. Kentucky 11. ARIZONA 19. UCLA</p> <p>1996-97 AP (25) 1. Kansas 2. UTAH* 7. UCLA 15. ARIZONA 21. STANFORD 24. COLORADO</p> <p>UPI (25) 1. Kansas 2. UTAH* 7. UCLA 15. ARIZONA 21. STANFORD 24. COLORADO</p> <p>USA TODAY/CNN (25) 1. ARIZONA 7. UCLA 12. STANFORD 18. CALIFORNIA</p> <p>1997-98 AP (25) 1. North Carolina 7. UTAH* 4. ARIZONA 10. STANFORD 19. UCLA</p> <p>UPI (25) 1. North Carolina 7. UTAH* 4. ARIZONA 10. STANFORD 19. UCLA</p> <p>USA TODAY/ESPN (25) 1. Kentucky 4. STANFORD 6. ARIZONA 12. UCLA 24. WASHINGTON</p> <p>1998-99 AP (25) 1. Duke 6. UTAH* 7. STANFORD 12. ARIZONA 15. UCLA</p> <p>UPI (25) 1. Duke 6. UTAH* 7. STANFORD 12. ARIZONA 15. UCLA</p> <p>USA TODAY/ESPN (25) 1. Connecticut 2. STANFORD 16. ARIZONA 21. UCLA</p>
--	---	--	---	---	--	--

1999-00

- AP (25)
 1. Duke
 3. STANFORD
 4. ARIZONA
- USA TODAY/ESPN (25)
 1. Michigan State
 5. STANFORD
 8. ARIZONA
 23. UCLA

2000-01

- AP (25)
 1. Duke
 2. STANFORD
 5. ARIZONA
 15. UCLA
- USA TODAY/ESPN (25)
 1. Duke
 2. ARIZONA
 5. STANFORD
 12. UCLA
 14. USC

2001-02

- AP (25)
 1. Duke
 7. ARIZONA
 11. OREGON
 18. USC
 24. STANFORD
- USA TODAY/ESPN (25)
 1. Maryland
 6. OREGON
 10. ARIZONA
 20. UCLA

2002-03

- AP (25)
 1. Kentucky
 2. ARIZONA
 18. STANFORD
- USA TODAY/ESPN (25)
 1. Syracuse
 5. ARIZONA
 20. STANFORD

2003-04

- AP (25)
 1. STANFORD
 22. ARIZONA
- USA TODAY/ESPN (25)
 1. Connecticut
 6. STANFORD

2004-05

- AP (25)
 1. Illinois
 8. WASHINGTON
 9. ARIZONA
 18. UTAH*
- USA TODAY/ESPN (25)
 1. North Carolina
 6. ARIZONA
 9. WASHINGTON

2005-06

- AP (25)
 1. Duke
 17. UCLA
 17. WASHINGTON
- USA TODAY/ESPN (25)
 1. Florida
 2. UCLA
 12. WASHINGTON

2006-07

- AP (25)
 1. Ohio State
 7. UCLA
 10. OREGON
 13. WASHINGTON ST.
 23. USC
- USA TODAY/ESPN (25)
 1. Florida
 3. UCLA
 8. OREGON
 15. USC
 17. WASHINGTON ST.

2007-08

- AP (25)
 1. North Carolina
 3. UCLA
 10. STANFORD
 21. WASHINGTON ST.
- USA TODAY/ESPN (25)
 1. Kansas
 4. UCLA
 11. STANFORD
 15. WASHINGTON ST.

2008-09

- AP (25)
 1. Louisville
 15. WASHINGTON
 18. UCLA
 19. ARIZONA STATE
 25. UTAH*
- USA TODAY/ESPN (25)
 1. North Carolina
 16. WASHINGTON
 18. UCLA
 19. ARIZONA STATE
 24. ARIZONA

2009-10

- AP (25)
 1. Kansas
- USA TODAY/ESPN (25)
 1. Duke
 21. WASHINGTON

2010-11

- AP (25)
 1. Ohio State
 17. ARIZONA
 23. WASHINGTON
- USA TODAY/ESPN (25)
 1. Connecticut
 9. ARIZONA
 23. WASHINGTON

2011-12

- AP (25)
 1. Kentucky
- USA TODAY/ESPN (25)
 1. Kentucky

2012-13

- AP (25)
 1. Gonzaga
 21. ARIZONA
 24. UCLA
 25. OREGON
- USA TODAY/ESPN (25)
 1. Louisville
 14. ARIZONA
 15. OREGON

2013-14

- AP (25)
 1. Florida
 4. ARIZONA
 20. UCLA
- USA TODAY/ESPN (25)
 1. Connecticut
 5. ARIZONA
 15. UCLA
 24. STANFORD

2014-15

- AP (25)
 1. Kentucky
 5. ARIZONA
 19. UTAH
- USA TODAY/ESPN (25)
 1. Duke
 4. ARIZONA
 15. UTAH
 25. OREGON

* Not a league member at the time of the ranking.

FINAL NO. 1 RANKINGS

AP	
Kentucky	10
UCLA	8
Duke	6
North Carolina	5
Ohio State	4
Indiana	3
Cincinnati	2
DePaul	2
Houston	2
Kansas	2
Michigan	2
San Francisco	2
Nevada-Las Vegas	2
ARIZONA	1
Arkansas	1
Bradley	1
Florida	1
Georgetown	1
Gonzaga	1
Indiana State	1
Kansas State	1
Louisville	1
Massachusetts	1
North Carolina State	1
Oklahoma	1
STANFORD	1
Temple	1
West Virginia	1

UPI	
UCLA	7
Indiana	5
Kentucky	5
North Carolina	3
DePaul	2
Duke	2
Houston	2
Michigan	2
Ohio State	2
San Francisco	2
Nevada-Las Vegas	2
ARIZONA	1
Arkansas	1
CALIFORNIA	1
Cincinnati	1
Georgetown	1
Indiana State	1
Kansas State	1
North Carolina State	1
Oklahoma	1
Temple	1
West Virginia	1

USA TODAY/ESPN	
Duke	6
Kentucky	3
Connecticut	2
Florida	2
Kansas	2
Louisville	2
North Carolina	2
ARIZONA	1
UCLA	1
Arkansas	1
Georgetown	1
Indiana	1
Michigan	1
Michigan State	1
Nevada-Las Vegas	1
North Carolina State	1
Syracuse	1
Villanova	1

PAC-12 TEAMS IN THE FINAL RANKINGS

AP	
UCLA	37
ARIZONA	22
UTAH	21
USC	10
STANFORD	9
OREGON STATE	8
ARIZONA STATE	8
WASHINGTON	7
COLORADO	5
CALIFORNIA	4
OREGON	3
WASHINGTON STATE	3

UPI	
UCLA	29
UTAH	12
OREGON STATE	10
ARIZONA	10
ARIZONA STATE	9
USC	6
WASHINGTON	5
CALIFORNIA	4
COLORADO	4
STANFORD	3
OREGON	1
WASHINGTON STATE	0

USA TODAY/COACHES	
ARIZONA	20
UCLA	19
STANFORD	9
UTAH	8
WASHINGTON	7
OREGON	4
USC	3
WASHINGTON STATE	3
ARIZONA STATE	2
CALIFORNIA	2
COLORADO	0
OREGON STATE	0

1949-50

#18 WSU 58, at #7 UCLA 60
#18 WSU 49, at #7 UCLA 52

1950-51

Mar. 2, 1951
#18 USC 53, at #17 UCLA 59
Mar. 3, 1951
#18 USC 43, at #17 UCLA 41
Mar. 5, 1951
#18 USC 41, at #17 UCLA 49

1951-52

Dec. 7, 1951
#13 UCLA 52, at #3 WASH 60
Dec. 8, 1951
#13 UCLA 61, at #3 WASH 76
Mar. 7, 1952
#6 WASH 53, at #19 UCLA 65
Mar. 8, 1952
#6 WASH 53, at #19 UCLA 50
Mar. 10, 1952
#6 WASH 50, at #19 UCLA 60

1952-53

Dec. 12, 1952
#4 WASH 53, at #7 UCLA 49
Dec. 13, 1952
#4 WASH 47, at #7 UCLA 54
Dec. 19, 1952
#18 CAL 50, at #9 WASH 60
Dec. 20, 1952
#18 CAL 88, at #9 WASH 99
Jan. 9, 1953
#18 Idaho 64, at #6 WASH 76
Jan. 10, 1953
#18 Idaho 58, at #6 WASH 82

1954-55

Mar. 4, 1955
#9 UCLA 75, at #14 OSU 82
Mar. 5, 1955
#9 UCLA 64, at #14 OSU 83

1957-58

Jan. 3, 1958
#19 CAL 43, at #18 OSU 55

1969-70

Dec. 12, 1969
#10 WASH 90, #12 USC 86
(Portland, Ore. - non-league game)

1970-71

Feb. 6, 1971
#3 UCLA 64, at #2 USC 60
Mar. 13, 1971
#3 USC 62, at #1 UCLA 73

1971-72

Feb. 5, 1972
#18 USC 56, at #1 UCLA 81

1972-73

Feb. 3, 1973
#1 UCLA 79, at #20 USC 56

1973-74

Feb. 2, 1974
#11 USC 54, at #1 UCLA 65
Mar. 9, 1974
#3 UCLA 82, at #7 USC 52

1974-75

Feb. 1, 1975
#6 USC 84, at #4 UCLA 89
Feb. 7, 1975
#8 USC 81, at #9 ORE 80
Feb. 8, 1975
#2 UCLA 107, at #9 ORE 103
Feb. 14, 1975
#17 OSU 80, at #10 USC 76
Feb. 14, 1975
#13 ORE 66, at #2 UCLA 95
Feb. 15, 1975
#13 ORE 90, at #10 USC 92
Feb. 15, 1975
#17 OSU 62, at #2 UCLA 74
Mar. 1, 1975
#20 WASH 78, at #17 OSU 86

1975-76

Jan. 17, 1976
#17 OSU 72, at #6 WASH 70
Feb. 5, 1976
#9 UCLA 92, at #6 WASH 87
Feb. 14, 1976
#9 WASH 76, at #6 UCLA 78
Feb. 26, 1976
#8 WASH 67, at #17 ORE 62

1979-80

Jan. 3, 1980
#14 OSU 76, at #16 UCLA 67
Feb. 7, 1980
#4 OSU 82, at #19 ASU 75 (OT)

1980-81

Jan. 3, 1981
#2 OSU 71, at #13 ASU 67
Jan. 16, 1981
#8 UCLA 74, at #12 ASU 78 (3 OT)
Jan. 29, 1981
#10 UCLA 67, at #1 OSU 81
Feb. 14, 1981
#5 ASU 61, at #8 UCLA 64
Mar. 1, 1981
#1 OSU 82, at #13 UCLA 76
Mar. 7, 1981
#5 ASU 87, at #1 OSU 67

1981-82

Jan. 29, 1982
#8 OSU 68, at #20 UCLA 74

1982-83

Feb. 3, 1983
#18 WSU 87, at #7 UCLA 89 (OT)

1988-89

Jan. 29, 1989
#19 STAN 52, at #6 ARIZ 72
Mar. 12, 1989
#1 ARIZ 73, #12 STAN 51 at Inglewood

1989-90

Jan. 13, 1990
#18 ARIZ 67, at #19 UCLA 73
Jan. 27, 1990
#17 OSU 80, at #23 UCLA 94
Feb. 10, 1990
#19 UCLA 74, at #22 ARIZ 83
Mar. 3, 1990
#22 OSU 60, at #15 ARIZ 87

1990-91

Jan. 12, 1991
#7 UCLA 77, at #6 ARIZ 82
Feb. 10, 1991
#5 ARIZ 105, at #14 UCLA 94 (OT)

1991-92

Jan. 9, 1992
#23 USC 68, at #6 ARIZ 107
Jan. 11, 1992
#2 UCLA 89, at #6 ARIZ 87
Jan. 27, 1992
#4 UCLA 79, at #13 USC 83
Jan. 29, 1992
#25 USC 86, at #2 UCLA 82
Mar. 12, 1992
#2 ARIZ 81, at #8 UCLA 89
Mar. 14, 1992
#2 ARIZ 69, at #10 USC 70

1992-93

Jan. 7, 1993
#20 ARIZ 82, at #15 UCLA 80

1993-94

Jan. 13, 1994
#19 CAL 98, at #6 ARIZ 93 (OT)
Jan. 20, 1994
#9 ARIZ 66, at #2 UCLA 74
Feb. 13, 1994
#16 ARIZ 96, at #18 CAL 77
Feb. 19, 1994
#8 UCLA 74, at #15 ARIZ 98
Feb. 24, 1994
#17 CAL 92, at #15 UCLA 88

1994-95

Jan. 5, 1995
#9 ARIZ 52, at #15 ASU 53
Jan. 12, 1995
#13 ARIZ 99, at #20 CAL 86
Jan. 14, 1995
#12 ASU 73, at #20 CAL 68
Jan. 19, 1995
#4 UCLA 71, at #11 ARIZ 61
Jan. 21, 1995
#4 UCLA 85, at #13 ASU 72
Jan. 26, 1995
#12 ARIZ 97, at #18 ORE 89
Jan. 26, 1995
#17 STAN 74, at #4 UCLA 77
Jan. 28, 1995
#13 ASU 79, at #18 ORE 76
Feb. 4, 1995
#22 ORE 87, at #17 STAN 92
Feb. 9, 1995
#15 STAN 73, at #9 ARIZ 84
Feb. 11, 1995
#15 STAN 70, at #14 ASU 79
Feb. 16, 1995
#13 ASU 77, at #6 UCLA 82 (OT)
Feb. 18, 1995
#12 ARIZ 70, at #6 UCLA 72
Feb. 25, 1995
#2 UCLA 88, at #19 STAN 77
Mar. 11, 1995
#18 ASU 103, at #12 ARIZ 98 (2 OT)

1995-96

Jan. 20, 1996
#13 UCLA 79, at #18 ARIZ 88
Feb. 15, 1996
#13 ARIZ 75, at #18 UCLA 76

1996-97

Jan. 4, 1997
#21 STAN 75, at #9 ARIZ 76
Jan. 16, 1997
#15 STAN 72, at #24 ORE 69 (OT)
Feb. 13, 1997
#24 UCLA 66, at #11 ARIZ 64
Mar. 8, 1997
#12 ARIZ 80, at #23 STAN 81

1997-98

Jan. 3, 1998
#9 UCLA 75, at #8 ARIZ 87
Jan. 17, 1998
#9 UCLA 80, at #5 STAN 93
Jan. 29, 1998
#6 ARIZ 93, at #4 STAN 75
Feb. 12, 1998
#14 STAN 84, at #9 UCLA 81
Feb. 28, 1998
#8 STAN 58, at #2 ARIZ 90
Mar. 7, 1998
#2 ARIZ 91, at #19 UCLA 87

1998-99

Jan. 2, 1999
#6 ARIZ 75, at #10 UCLA 82
Jan. 16, 1999
#4 STAN 72, at #10 UCLA 59
Jan. 28, 1999
#3 STAN 76, at #13 ARIZ 78
Feb. 2, 1999
#7 ARIZ 83, at #6 STAN 98
Feb. 11, 1999
#9 UCLA 73, at #6 STAN 77
Mar. 6, 1999
#12 UCLA 70, at #13 ARIZ 87

1999-2000

Jan. 8, 2000
#5 ARIZ 68, at #1 STAN 65
Jan. 20, 2000
#2 ARIZ 76, at #25 UCLA 61
Feb. 3, 2000
#23 ORE 71, at #9 ARIZ 77
Feb. 12, 2000
#24 ORE 61, at #2 STAN 76
Mar. 9, 2000
#2 STAN 81, at #9 ARIZ 86

2000-01

Jan. 6, 2001
#2 STAN 85, at #16 ARIZ 76
Jan. 18, 2001
#20 USC 58, at #17 ARIZ 71
Feb. 1, 2001
#21 USC 71, at #1 STAN 77
Mar. 3, 2001
#1 STAN 85, at #12 UCLA 79
Feb. 15, 2001
#8 ARIZ 77, at #24 UCLA 79 (OT)
Mar. 8, 2001
#8 ARIZ 76, at #1 STAN 75

2001-02

Jan. 17, 2002
#18 USC 80, at #15 ARIZ 97
Jan. 19, 2002
#9 UCLA 86, at #15 ARIZ 96
Jan. 24, 2002
#17 STAN 86, at #13 UCLA 76
Jan. 26, 2002
#17 STAN 82, at #23 USC 90
Feb. 2, 2002
#19 ARIZ 88, at #18 STAN 82 (OT)

Feb. 6, 2002
#25 USC 65, at #15 UCLA 67
Feb. 7, 2002
#13 ORE 87, at #10 STAN 90 (OT)
Feb. 14, 2002
#9 ARIZ 76, at #20 UCLA 77
Feb. 16, 2002
#9 ARIZ 89, at #25 USC 94
Feb. 21, 2002
#20 USC 77, at #10 STAN 58
Feb. 23, 2002
#25 UCLA 95, at #10 STAN 92
Feb. 28, 2002
#17 STAN 76, at #14 ARIZ 71
#13 ORE 67, at #19 USC 65
Mar. 2, 2002
#21 CAL 53, at #14 ARIZ 99
Mar. 7, 2002 (Pac-10 Tournament)
#22 USC 103, #16 STAN 78
Mar. 8, 2002 (Pac-10 Tournament)
#15 ARIZ 90, #25 CAL 78
#22 USC 89, #9 ORE 78
Mar. 9, 2002 (Pac-10 Tourn.)
#15 ARIZ 81, #22 USC 71

2002-03

Jan. 2, 2003
#4 ARIZ 81, at #9 ORE 72
Feb. 1, 2003
#20 CAL 80, at #1 ARIZ 95
Feb. 27, 2003
#1 ARIZ 88, at #23 CAL 75
Mar. 1, 2003
#1 ARIZ 72, at #19 STAN 69
Mar. 8, 2003
#22 CAL 60, at #17 STAN 72

2003-04

Jan. 10, 2004
#4 STAN 82, at #3 ARIZ 72
Feb. 7, 2004
#12 ARIZ 77, at #2 STAN 80

2004-05

Jan. 27, 2005
#10 WASH 82, at #11 ARIZ 91
Feb. 26, 2005
#9 ARIZ 85, at #14 WASH 93
Mar. 12, 2005 (Pac-10 Tourn.)
#14 WASH 81, #8 ARIZ 72

2005-06

Jan. 5, 2006
#17 UCLA 85, at #21 ARIZ 79
Jan. 14, 2006
#13 WASH 69, at #11 UCLA 65
Feb. 11, 2006
#12 UCLA 67, at #23 WASH 70

2006-07

Dec. 31, 2006
#14 WASH 74, at #1 UCLA 96
Jan. 4, 2007
#7 ARIZ 96, at #24 WASH 87
Jan. 6, 2007
#1 UCLA 66, at #16 ORE 68
Jan. 14, 2007
#15 ORE 79, at #10 ARIZ 77
Jan. 20, 2007
#11 ARIZ 69, #3 at UCLA 73
Jan. 27, 2007
#9 ORE 77, at #20 WSU 74 (OT)
Feb. 1, 2007
#18 WSU 72, at #20 ARIZ 66
#9 ORE 57, at #5 UCLA 69
Feb. 7, 2007
#19 USC 65, at #1 UCLA 70
Feb. 8, 2007
#25 STAN 45, at #14 WSU 58

Feb. 10, 2007
#24 ARIZ 77, at #13 ORE 74
Feb. 15, 2007
#22 USC 80, at #19 ARIZ 75
Feb. 17
#5 UCLA 81, at #19 ARIZ 66
Feb. 22, 2007
#9 WSU 59, at #23 ORE 64
Mar. 1, 2007
#2 UCLA 53, at #13 WSU 45
Mar. 3, 2007
#23 USC 86, at #13 WSU 88 (2 OT)

2007-08

Jan. 3, 2008
#5 UCLA 76, at #24 STAN 67
Jan. 5, 2008
#22 USC 46, at #24 STAN 52
Jan. 12, 2008
#4 WSU 74, at #5 UCLA 81
Jan. 26, 2008
#6 WSU 56, at #24 ASU 55
Feb. 2, 2008
#14 STAN 67, at #9 WSU 65 (OT)
Feb. 7, 2008
#5 UCLA 67, at #17 WSU 59
Mar. 1, 2008
#22 WSU 53, at #8 STAN 60
Mar. 6, 2008
#7 STAN 67, at #3 UCLA 77 (OT)
Mar. 14, 2008 (Pac-10 Tourn.)
#11 STAN 75, #21 WSU 64
Mar. 15, 2008 (Pac-10 Tourn.)
#3 UCLA 67, #11 STAN 64

2008-09

Jan. 17, 2009
#16 ASU 61, at #9 UCLA 58 (OT)
Jan. 31, 2009
#23 WASH 84, at #14 ASU 71
Feb. 12, 2009
#11 UCLA 67, at #18 ASU 74
Feb. 19, 2009
#22 WASH 76, at #20 UCLA 85
Feb. 26, 2009
#14 ASU 70, at #21 WASH 73 (OT)
Mar. 13, 2009 (Pac-10 Tourn.)
#13 WASH 65, #23 ASU 75

2009-10

None

2010-11

None

2011-12

None

2012-13

Mar. 4, 2013 (Pac-12 Tournament)
#21 UCLA 66, #18 ARIZ 64

2013-14

Jan. 10, 2014
at #20 COLO 100, #10 ORE 91
Mar. 15, 2014 (Pac-12 Tournament)
#20 UCLA 75, #4 ARIZ 71

2014-15

Jan. 17, 2015
at #10 ARIZ 69, #8 UTAH 51
Feb. 28, 2015
#7 ARIZ 63, #13 UTAH 57

Ranking Notes:

- Associated Press polls began with the 1948-49 season.
- The AP poll was reduced from 20 teams to 10 teams in 1961-62.
- The AP poll expanded back to 20 teams during the 1968-69 season.
- The AP poll expanded from 20 teams to 25 teams during the 1989-90 season.
- 180 games have been played pitting two ranked Pac-12 teams.
- 35 games featured both teams ranked in the Top-10.
- Five Conference games featured both teams ranked in the Top-5:

1971	#2 USC vs. #3 UCLA
1971	#1 UCLA vs. #3 USC
1981	#1 OSU vs. #5 ASU
2000	#1 STAN vs. #5 ARIZ
2004	#4 STAN vs. #3 ARIZ
2006	#4 WSU vs. #5 UCLA
- Home teams are 97-69 (.584)
(13 games played at neutral sites)
- Higher-ranked teams own a 107-73 (.594) record.
- Conference breakdown during the ranking periods:

1949-1959	Pacific Coast
1960-1968	Athletic Association of Western Univ.
1969-1978	Pacific-8
1979-2011	Pacific-10
2012-	Pac-12

The Pac-12 Conference has won more NCAA basketball titles (16) than any other conference in the country . . . Oregon's Tall Firs won the first NCAA Championship in 1939. Stanford claimed the national title in 1942, followed by Utah in 1944 and California in 1959 . . . UCLA established a basketball dynasty that included 10 titles in 12 seasons and a winning streak of seven consecutive NCAA crowns . . . In 1997, Arizona became the sixth different Pac-12 institution to capture the NCAA basketball title.

School (Seasons)	Yrs	W-L	Pct.	1st	2nd	3rd	4th
Arizona (1951, 76-77, 85-09, 11, 13-15)	32	54-31	.635	1	1	2	0
Arizona State (1958, 61-64, 73, 75, 80-81, 91, 95, 03, 09, 14)	14	13-15	.464	0	0	0	0
California (1946, 57-60, 90, 93-94, 96-97, 2001-03, 06, 09-10, 12-13)	18	20-18	.526	1	1	0	1
Colorado (1940, 42, 46, 54-55, 62-63, 69, 97, 2003, 12-14)	13	10-15	.400	0	0	1	0
Oregon (1939, 45, 60-61, 95, 00, 02-03, 07-08, 13-15)	13	16-12	.571	1	0	0	0
Oregon State (1947, 49, 55, 62-64, 66, 75, 80-82, 84-85, 88-90)	16	12-19	.387	0	0	0	2
Stanford (1942, 89, 92, 95-05, 07-08, 14)	17	23-16	.590	1	0	1	0
UCLA (1950, 52, 56, 62-65, 67-81, 83, 87, 89-02, 2005-09, 11, 13-15)	47	104-40	.722	11	2	4	1
USC (1940, 54, 60-61, 79, 82, 85, 91-92, 97, 01-02, 07-09, 11)	16	12-18	.414	0	0	1	1
Utah (1944-45, 55-56, 59-61, 66, 77-79, 81, 83, 86, 91, 93, 95-00, 02-05, 09, 15)	28	37-31	.544	1	1	0	2
Washington (1943, 48, 51, 53, 76, 84-86, 98-99, 04-06, 09-11)	16	18-17	.515	0	0	1	0
Washington State (1941, 80, 83, 94, 07-08)	6	6-6	.500	0	1	0	0
TOTALS		325-238	.577	16	6	10	7

Records of the following schools were later voided by the NCAA: UCLA (1980 – 5-1), OSU (1980 – 0-1, 1981 – 0-1, 1982 – 2-1), CAL (1996 – 0-1).

Note: Several current Pac-12 members competed in the NCAA Tournament while members of other conferences. Those teams and their records are Arizona (2-3), Arizona State (7-7), Colorado (9-12), Oregon (2-2), Oregon State (5-4), Utah (35-30).

YEARLY NCAA TOURNAMENT RESULTS

(Pac-12 schools only – Field size in parenthesis)

1938-39 (8 teams)

ORE 56, Texas 41West RSF.....Mar. 20.San Francisco, Calif.
 ORE 55, Oklahoma 37West RF.....Mar. 21.San Francisco, Calif.
 ORE 46, Ohio State 33NC.....Mar. 27.....Evanston, Ill.

1939-40 (8 teams)

USC 38, COLO 32West RSF.....Mar. 20..... Kansas City, Mo.
 Kansas 43, USC 42West RF.....Mar. 21..... Kansas City, Mo.

USC 38, COLO 32West RSF.....Mar. 20..... Kansas City, Mo.
 Rice 60, COLO 56West R3rd.....Mar. 21..... Kansas City, Mo.
 (COLO not a Conference member at time of game)

1940-41 (8 teams)

WSU 48, Creighton 39West RSF.....Mar. 20..... Kansas City, Mo.
 WSU 64, Arkansas 53West RF.....Mar. 22..... Kansas City, Mo.
 Wisconsin 39, WSU 34NC.....Mar. 29..... Kansas City, Mo.

1941-42 (8 teams)

STAN 53, Rice 47West RSF.....Mar. 20..... Kansas City, Mo.
 STAN 46, COLO 35West RF.....Mar. 21..... Kansas City, Mo.
 STAN 53, Dartmouth 38NC.....Mar. 28..... Kansas City, Mo.

COLO 46, Kansas 44West RSF.....Mar. 20..... Kansas City, Mo.
 STAN 46, COLO 35West RF.....Mar. 21..... Kansas City, Mo.
 (COLO not a Conference member at time of game)

1942-43 (8 teams)

Texas 59, WASH 55West RSF.....Mar. 26..... Kansas City, Mo.
 Oklahoma 58, WASH 43West R3rd.....Mar. 27..... Kansas City, Mo.

1943-44 (8 teams)

UTAH 45, Missouri 35West RSF.....Mar. 24..... Kansas City, Mo.
 UTAH 40, Iowa StateWRFMar. 25..... Kansas City, Mo.
 UTAH 42, Dartmouth 40 (OT)NC.....Mar. 28..... New York, N.Y.
 (UTAH not a Conference member at time of game)

1944-45 (8 teams)

Arkansas 79, ORE 76West RSF.....Mar. 23..... Kansas City, Mo.
 ORE 69, UTAH 66West R3rd.....Mar. 24..... Kansas City, Mo.

ORE 69, UTAH 66West R3rd.....Mar. 24..... Kansas City, Mo.
 (UTAH not a Conference member at time of game)

1945-46 (8 teams)

CAL 50, COLO 44West RSF.....Mar. 22..... Kansas City, Mo.
 Oklahoma A&M 52, CAL 35West RF.....Mar. 23..... Kansas City, Mo.
 Ohio State 63, CAL 45N3rd.....Mar. 26..... New York, N.Y.

CAL 50, COLO 44West RSF.....Mar. 22..... Kansas City, Mo.
 COLO 59, Baylor 44West R3rd.....Mar. 23..... Kansas City, Mo.

1946-47 (8 teams)

Oklahoma 56, OSU 54West RSF.....Mar. 21..... Kansas City, Mo.
 OSU 63, Wyoming 46West R3rd.....Mar. 22..... Kansas City, Mo.

1947-48 (8 teams)

Baylor 64, WASH 62West RSF.....Mar. 19..... Kansas City, Mo.
 WASH 57, Wyoming 47West R3rd.....Mar. 20..... Kansas City, Mo.

1948-49 (8 teams)

OSU 56, Arkansas 38West RSF.....Mar. 18..... Kansas City, Mo.
 Oklahoma A&M 55, OSU 30West RF.....Mar. 19..... Kansas City, Mo.
 Illinois 83, OSU 53N3rd.....Mar. 23..... New York, N.Y.

1949-50 (8 teams)

Bradley 73, UCLA 59West RSF.....Mar. 24..... Kansas City, Mo.
 Brigham Young 83, UCLA 62West R3rd.....Mar. 25..... Kansas City, Mo.

1950-51 (16 teams)

WASH 62, Texas A&M 40West 1st.....Mar. 22..... Kansas City, Mo.
 Oklahoma A&M 61, WASH 57West RSF.....Mar. 23..... Kansas City, Mo.
 WASH 80, Brigham Young 67West R3rd.....Mar. 24..... Kansas City, Mo.

Kansas State 61, ARIZ 59West 1st.....Mar. 21..... Kansas City, Mo.
 (ARIZ not a Conference member at time of game)

1951-52 (16 teams)

Santa Clara 68, UCLA 59West 1st.....Mar. 22..... Corvallis, Ore.
 Oklahoma City 55, UCLA 53West R3rd.....Mar. 22..... Corvallis, Ore.

1952-53 (22 teams)

WASH 92, Seattle 70West RSF.....Mar. 13..... Seattle, Wash.
 WASH 74, Santa Clara 62West RF.....Mar. 14..... Corvallis, Ore.
 Kansas 79, WASH 53NSFMar. 17..... Kansas City, Mo.
 WASH 88, Louisiana State 69N3rd.....Mar. 18..... Kansas City, Mo.

1953-54 (24 teams)

USC 73, Idaho State 59..... West RSF..... Mar. 12..... Corvallis, Ore.
 USC 66, Santa Clara 65 West RF..... Mar. 13..... Corvallis, Ore.
 Bradley 74, USC 72 NSF..... Mar. 19..... Kansas City, Mo.
 Penn State 70, USC 61 N3rd..... Mar. 20..... Kansas City, Mo.

Bradley 76, COLO 64 WRSF..... Mar. 12..... Stillwater, Okla.
 Rice 78, COLO 55 WR3rd..... Mar. 13..... Stillwater, Okla.

1954-55 (24 teams)

OSU 83, Seattle 71 West RSF..... Mar. 11..... Corvallis, Ore.
 San Francisco 57, OSU 56 West RF..... Mar. 12..... Corvallis, Ore.

San Francisco 78, UTAH 59 West RSF..... Mar. 11..... Corvallis, Ore.
 UTAH 108, Seattle 85 West R3rd..... Mar. 12..... Corvallis, Ore.
 (UTAH not a Conference member at time of game)

1955-56 (24 teams)

San Francisco 72, UCLA 61 West RSF..... Mar. 16..... Corvallis, Ore.
 UCLA 94, Seattle 70 West R3rd..... Mar. 17..... Corvallis, Ore.

COLO 69, Tulsas 59 West RSF..... Mar. 10..... Manhattan, Kan.
 COLO 93, Bradley 81 West RF..... Mar. 15..... Manhattan, Kan.
 San Francisco 62, COLO 50 NSF..... Mar. 19..... Kansas City, Mo.
 COLO 75, Iowa 54 N3rd..... Mar. 21..... Kansas City, Mo.
 (COLO not a Conference member at time of game)

UTAH 81, Seattle 72 West RSF..... Mar. 16..... Corvallis, Ore.
 San Francisco 92, UTAH 77 West RF..... Mar. 17..... Corvallis, Ore.
 (UTAH not a Conference member at time of game)

1956-57 (23 teams)

CAL 86, Brigham Young 59 West RSF..... Mar. 15..... Corvallis, Ore.
 San Francisco 50, CAL 46 West RF..... Mar. 16..... Corvallis, Ore.

1957-58 (24 teams)

CAL 54, Idaho State 43 West RSF..... Mar. 14. San Francisco, Calif.
 Seattle 66, CAL 62 OT West RF..... Mar. 15. San Francisco, Calif.
 Idaho State 72, ASU 68..... West 1st..... Mar. 12..... Berkeley, Calif.
 (ASU not a Conference member at time of game)

1958-59 (22 teams)

CAL 71, UTAH 53 West RSF..... Mar. 13. San Francisco, Calif.
 CAL 66, Saint Mary's (Calif.) 46 West RF..... Mar. 14. San Francisco, Calif.
 CAL 64, Cincinnati 58 NSF..... Mar. 20..... Louisville, Ky.
 CAL 71, West Virginia 70 NC..... Mar. 21..... Louisville, Ky.

CAL 71, UTAH 53 West RSF..... Mar. 13. San Francisco, Calif.
 Idaho State 71, UTAH 65 West R3rd..... Mar. 14.. San Francisco, Calif.
 (UTAH not a Conference member at time of game)

1959-60 (25 teams)

CAL 71, Idaho State 44 West 1st..... Mar.8... San Francisco, Calif.
 CAL 69, Santa Clara 49 West RSF..... Mar. 11..... Seattle, Wash.
 CAL 70, ORE 49 West RF..... Mar. 12..... Seattle, Wash.
 CAL 77, Cincinnati 69 NSF..... Mar. 18. San Francisco, Calif.
 Ohio State 75, CAL 55 NC..... Mar. 19. San Francisco, Calif.

UTAH 80, USC 73 West 1st..... Mar. 7 Corvallis, Ore.

ORE 68, New Mexico State 60 West 1st..... Mar. 7 Corvallis, Ore.
 ORE 65, UTAH 64 West RSF..... Mar. 11..... Corvallis, Ore.
 CAL 70, ORE 49 West RF..... Mar. 12..... Seattle, Wash.
 (ORE not a Pac-12 member at time of game)

UTAH 80, USC 73 West 1st..... Mar. 8 Provo, Utah
 Oregon 65, Utah 54 West RSF..... Mar. 11..... Seattle, Wash.
 UTAH 89, Santa Clara 81 West R3rd..... Mar. 12..... Seattle, Wash.
 (UTAH not a Conference member at time of game)

1960-61 (24 teams)

USC 81, ORE 79 West 1st..... Mar. 15..... Portland, Ore.
 ASU 86, USC 71 West RSF..... Mar. 17..... Portland, Ore.
 Loyola Marymount 69, USC 67 West RF..... Mar. 24..... Kansas City, Mo.

ASU 72, Seattle 70 West 1st..... Mar. 15..... Portland, Ore.
 ASU 86, USC 71 West RSF..... Mar. 17..... Portland, Ore.

UTAH 88, ASU 80 West RF..... Mar. 18..... Portland, Ore.
 (ASU not a Conference member at time of game)

USC 81, ORE 79 West 1st..... Mar. 15..... Portland, Ore.
 (ORE not a Pac-12 member at time of game)

UTAH 91, Loyola Marymount 75 West RSF..... Mar. 17..... Portland, Ore.
 UTAH 88, ASU 80 West RF..... Mar. 18..... Portland, Ore.
 Cincinnati 82, UTAH 67 NSF..... Mar. 24..... Kansas City, Mo.
 St. Joseph's 127, UTAH 120 (4OT)..... N3rd..... Mar. 25..... Kansas City, Mo..
 (UTAH not a Conference member at time of game)

1961-62 (25 teams)

UCLA 73, Utah State 62 West RSF..... Mar. 16..... Provo, Utah
 UCLA 88, OSU 69 West RF..... Mar. 17..... Provo, Utah
 Cincinnati 72, UCLA 70 NSF..... Mar. 23..... Louisville, Ky.
 Wake Forest 82, UCLA 80 N3rd..... Mar. 24..... Louisville, Ky.

OSU 69, Seattle 65 West 1st..... Mar. 13..... Corvallis, Ore.
 OSU 69, Pepperdine 67 West RSF..... Mar. 16..... Provo, Utah
 UCLA 88, OSU 69 West SF..... Mar. 17..... Provo, Utah
 (OSU not a Conference member at time of game)

Utah State 78, ASU 73 West 1st..... Mar. 13..... Corvallis, Ore.
 (ASU not a Conference member at time of game)

COLO 67, Texas Tech 60 West RSF..... Mar. 16..... Manhattan, Kan.
 Cincinnati 73, COLO 46 West RF..... Mar. 17..... Manhattan, Kan.
 (COLO not a Conference member at time of game)

1962-63 (25 teams)

ASU 93, UCLA 79 West RSF..... Mar. 11..... Eugene, Ore.
 ASU 79, Utah State 75 (OT) West 1st..... Mar. 11..... Eugene, Ore.
 ASU 93, UCLA 79 West RSF..... Mar. 15..... Provo, Utah
 OSU 83, ASU 65 West SF..... Mar. 16..... Provo, Utah
 (ASU not a Conference member at time of game)

OSU 70, Seattle 66 West 1st..... Mar. 11..... Eugene, Ore.
 OSU 65, San Francisco 61 West RSF..... Mar. 15..... Provo, Utah
 OSU 83, ASU 65 West RF..... Mar. 16..... Provo, Utah
 Cincinnati 80, OSU 46 NSF..... Mar. 22..... Louisville, Ky.
 Duke 85, OSU 63 N3rd..... Mar. 23..... Louisville, Ky.
 (OSU not a Conference member at time of game)

COLO 78, Oklahoma City 72 Midwest RSF ... Mar. 15..... Lawrence, Kan.
 Cincinnati 67, COLO 60 Midwest R3rd .. Mar. 16..... Lawrence, Kan.
 (COLO not a Conference member at time of game)

1963-64 (25 teams)

UCLA 95, Seattle 90 West RSF..... Mar. 13..... Corvallis, Ore.
 UCLA 76, San Francisco 72 West RF..... Mar. 14..... Corvallis, Ore.
 UCLA 90, Kansas State 84 NSF..... Mar. 20..... Kansas City, Mo.
 UCLA 98, Duke 83 NC..... Mar. 21..... Kansas City, Mo.

Seattle 61, OSU 57 West 1st..... Mar. 10..... Eugene, Ore.
 (OSU not a Pac-10 member at time of game)

Utah State 92, ASU 90 West 1st..... Mar. 10..... Eugene, Ore.
 (ASU not a Conference member at time of game)

1964-65 (23 teams)

UCLA 100, Brigham Young 76 West RSF..... Mar. 12..... Provo, Utah
 UCLA 101, San Francisco 93 West RF..... Mar. 13..... Provo, Utah
 UCLA 108, Wichita State 89 NSF..... Mar. 19..... Portland, Ore.
 UCLA 91, Michigan 80 NC..... Mar. 20..... Portland, Ore.

1965-66 (22 teams)

OSU 63, Houston 60 West RSF..... Mar. 11... Los Angeles, Calif.
 UTAH 70, OSU 64 West RF..... Mar. 12... Los Angeles, Calif.

UTAH 83, Pacific 74 West RSF..... Mar. 11... Los Angeles, Calif.
 UTAH 70, OSU 64 West RF..... Mar. 12... Los Angeles, Calif.
 Texas Western 85, UTAH 78 NSF..... Mar. 18..... College Park, Md.
 Duke 79, UTAH 77 N3rd..... Mar. 19..... College Park, Md.
 (UTAH not a Conference member at time of game)

1966-67 (23 teams)

UCLA 109, Wyoming 60.....West RSF.....Mar. 17.....Corvallis, Ore.
 UCLA 80, Pacific 64.....West SF.....Mar. 18.....Corvallis, Ore.
 UCLA 73, Houston 58.....NSF.....Mar. 24.....Louisville, Ky.
 UCLA 79, Dayton 64.....NC.....Mar. 25.....Louisville, Ky.

1967-68 (23 teams)

UCLA 58, New Mexico State 49.....West RSF.....Mar. 15...Albuquerque, N.M.
 UCLA 87, Santa Clara 66.....West RF.....Mar. 16...Albuquerque, N.M.
 UCLA 101, Houston 69.....NSF.....Mar. 22... Los Angeles, Calif.
 UCLA 78, North Carolina 55.....NC.....Mar. 23... Los Angeles, Calif.

1968-69 (25 teams)

UCLA 53, New Mexico State 38.....West RSF.....Mar. 13.... Los Angeles, Calif.
 UCLA 90, Santa Clara 52.....West SF.....Mar. 15.... Los Angeles, Calif.
 UCLA 85, Drake 82.....NSF.....Mar. 20.....Louisville, Ky.
 UCLA 92, Purdue 72.....NC.....Mar. 22.....Louisville, Ky.

Colorado State 64, COLO 56.....Midwest RSF ..Mar. 13..... Lawrence, Kan.
 COLO 97, Texas A&M 82.....Midwest R3rd ..Mar. 15..... Lawrence, Kan.
 (COLO not a Conference member at time of game)

1969-70 (25 teams)

UCLA 88, Long Beach State 65.....West RSF.....Mar. 12..... Seattle, Wash.
 UCLA 101, Utah State 79.....West RF.....Mar. 14..... Seattle, Wash.
 UCLA 93, New Mexico State 77.....NSF.....Mar. 19.... College Park, Md.
 UCLA 80, Jacksonville 69.....NC.....Mar. 21.... College Park, Md.

1970-71 (25 teams)

UCLA 91, Brigham Young 73.....West RSF.....Mar. 18. Salt Lake City, Utah
 UCLA 57, Long Beach State 55.....West RF.....Mar. 20.. Salt Lake City, Utah
 UCLA 68, Kansas 60.....NSF.....Mar. 25.....Houston, Texas
 UCLA 68, Villanova 62.....NC.....Mar. 27.....Houston, Texas

1971-72 (25 teams)

UCLA 90, Weber State 58.....West RSF.....Mar. 18..... Provo, Utah
 UCLA 73, Long Beach State 57.....West RF.....Mar. 20..... Provo, Utah
 UCLA 96, Louisville 77.....NSF.....Mar. 25.... Los Angeles, Calif.
 UCLA 81, Florida State 76.....NC.....Mar. 25.... Los Angeles, Calif.

1972-73 (25 teams)

UCLA 98, ASU 81.....West RSF.....Mar. 15... Los Angeles, Calif.
 UCLA 54, San Francisco 39.....West RF.....Mar. 17.... Los Angeles, Calif.
 UCLA 70, Indiana 69.....NSF.....Mar. 24..... St. Louis, Mo.
 UCLA 87, Memphis State 66.....NC.....Mar. 25..... St. Louis, Mo.

ASU 103, Oklahoma City 78.....West 1st.....Mar. 10..... Logan, Utah
 UCLA 98, ASU 81.....West RSF.....Mar. 15.... Los Angeles, Calif.
 (ASU not a Conference member at time of game)

1973-74 (25 teams)

UCLA 111, Dayton 100 (30T).....West RSF.....Mar. 14..... Tucson, Ariz.
 UCLA 83, San Francisco 60.....West RF.....Mar. 15..... Tucson, Ariz.
 N. Car. St. 80, UCLA 77 (20T).....NSF.....Mar. 24.... Greensboro, N.C.
 UCLA 78, Kansas 61.....NC3rd.....Mar. 25.... Greensboro, N.C.

1974-75 (32 teams)

UCLA 103, Michigan 91 (OT).....West 1st.....Mar. 15..... Portland, Ore.
 UCLA 67, Montana 64.....West RSF.....Mar. 20..... Portland, Ore.
 UCLA 89, ASU 75.....West RF.....Mar. 22..... Portland, Ore.
 UCLA 75, Louisville 74 (OT).....NSF.....Mar. 29..... San Diego, Calif.
 UCLA 92, Kentucky 85.....NC.....Mar. 31..... San Diego, Calif.

OSU 78, Middle Tenn. St. 67.....West 1st.....Mar. 15..... Lexington, Ky.
 Indiana 81, OSU 71.....Mideast RSF ..Mar. 20..... Dayton, Ohio
 Central Michigan 88, OSU 87.....Mideast R3rd ..Mar. 22..... Tulsa, Okla.

ASU 97, Alabama 94.....West 1st.....Mar. 15..... Tempe, Ariz.
 ASU 84, Nevada-Las Vegas 81.....West RSF.....Mar. 20..... Tempe, Ariz.
 UCLA 89, ASU 75.....West RF.....Mar. 22..... Portland, Ore.
 (ASU not a Conference member at time of game)

1975-76 (32 teams)

UCLA 74, San Diego State 64.....West 1st.....Mar. 13..... Eugene, Ore.
 UCLA 70, Pepperdine 61.....West RSF.....Mar. 20..... Eugene, Ore.
 UCLA 82, ARIZ 66.....West RF.....Mar. 20.... Los Angeles, Calif.
 Indiana 65, UCLA 51.....NSF.....Mar. 27..... Philadelphia, Pa.
 UCLA 106, Rutgers 92.....NC3rd.....Mar. 29..... Philadelphia, Pa.

Missouri 69, WASH 67.....Midwest 1st.....Mar. 13..... Lawrence, Kan.

ARIZ 83, Georgetown 76.....West 1st.....Mar. 13..... Tempe, Ariz.
 ARIZ 117, Nev.-L.V. 109 (OT).....West RSF.....Mar. 18..... Tempe, Ariz.
 UCLA 82, ARIZ 66.....West RF.....Mar. 20.... Los Angeles, Calif.
 (ARIZ not a Conference member at time of game)

1976-77 (16 teams)

UCLA 87, Louisville 79.....West 1st.....Mar. 12.....Pocatello, Idaho
 Idaho State 76, UCLA 75.....West RSF.....Mar. 17.....Pocatello, Idaho

Southern Illinois 81, ARIZ 77.....Midwest 1st.....Mar. 12.....Omaha, Neb.
 (ARIZ not a Conference member at time of game)

UTAH 72, St. John's 68.....West 1st.....Mar. 12..... Tucson, Ariz.
 UNLV 88, UTAH 83.....West RSF.....Mar. 17.....Provo, Utah
 (UTAH not a Conference member at time of game)

1977-78 (32 teams)

UCLA 83, Kansas 76.....West 1st.....Mar. 11..... Eugene, Ore.
 Arkansas 74, UCLA 70.....West RSF.....Mar. 16..... Eugene, Ore.

UTAH 86, Missouri 79 (20T).....Midwest 1st.....Mar. 12.....Wichita, Kan.
 Notre Dame 69, UTAH 56.....Midwest RSF ..Mar. 17..... Lawrence, Kan.
 (UTAH not a Conference member at time of game)

1978-79 (40 teams)

UCLA 76, Pepperdine 71.....West 2nd.....Mar. 11.... Los Angeles, Calif.
 UCLA 99, San Francisco 81.....West RSF.....Mar. 15.... Los Angeles, Calif.
 DePaul 95, UCLA 91.....West RF.....Mar. 17.....Provo, Utah

USC 86, Utah State 67.....West 1st.....Mar. 9..... Los Angeles, Calif.
 DePaul 89, USC 78.....West 2nd.....Mar. 11.... Los Angeles, Calif.

Pepperdine 92, UTAH 88 (OT).....West 1st.....Mar. 9..... Los Angeles, Calif.
 (UTAH not a Conference member at time of game)

1979-80 (48 teams)

UCLA 87, Old Dominion 74.....West 1st.....Mar. 7..... Tempe, Ariz.
 UCLA 77, DePaul 71.....West 2nd.....Mar. 9..... Tempe, Ariz.
 UCLA 72, Ohio State 68.....West RSF.....Mar. 13..... Tucson, Ariz.
 UCLA 85, Clemson 74.....West RF.....Mar. 15..... Tucson, Ariz.
 UCLA 67, Purdue 62.....NSF.....Mar. 22.....Indianapolis, Ind.
 Louisville 59, UCLA 52.....NC.....Mar. 24.....Indianapolis, Ind.

ASU 99, Loyola Marymount 71.....West 1st.....Mar. 7..... Tempe, Ariz.
 Ohio State 89, ASU 75.....West 2nd.....Mar. 9..... Tempe, Ariz.

Lamar 81, OSU 77.....West 2nd.....Mar. 8.....Ogden, Utah

Pennsylvania 62, WSU 55.....Mideast 1st.....Mar. 6.... West Lafayette, Ind.

1980-81 (48 teams)

Kansas State 50, OSU 48.....West 2nd.....Mar. 14.... Los Angeles, Calif.

Kansas 88, ASU 71.....Midwest 2nd.....Mar. 15..... Wichita, Kan.

Brigham Young 78, UCLA 55.....East 2nd.....Mar. 14.....Providence, R.I.

UTAH 94, Northeastern 69.....West 2nd.....Mar. 15..... El Paso, Texas
 North Carolina 61, UTAH 56.....West RSF.....Mar. 19 Salt Lake City, Utah.\n
 (UTAH not a Conference member at time of game)

1981-82 (48 teams)

OSU 70, Pepperdine 51.....West 2nd.....Mar. 14..... Pullman, Wash.
 OSU 60, Idaho 42.....West RSF.....Mar. 18..... Pullman, Wash.
 Georgetown 69, OSU 45.....West RF.....Mar. 20..... Prove, Utah

Wyoming 61, USC 58.....West 1st.....Mar. 11..... Logan, Utah

1982-83 (48 teams)

WSU 62, Weber State 52.....West 1st.....Mar. 17.....Boise, Idaho
 Virginia 54, WSU 49.....West 2nd.....Mar. 19.....Boise, Idaho

UTAH 67, UCLA 61.....West 2nd.....Mar. 19.....Boise, Idaho
 UTAH 52, Illinois 49.....West 1st.....Mar. 17.....Boise, Idaho
 UTAH 67, UCLA 61.....West 2nd.....Mar. 19.....Boise, Idaho
 North Carolina 75, UTAH 56.....West RSF.....Mar. 24.....Ogden, Utah
 (UTAH not a Conference member at time of game)

1983-84 (48 teams)

WASH 64, Nevada-Reno 54.....West 1st.....Mar. 16.....Pullman, Wash
 WASH 80, Duke 78.....West 2nd.....Mar. 23.....Pullman, Wash.
 Dayton 64, WASH 58.....West RSF.....Mar. 23.....Los Angeles, Calif.

West Virginia 64, OSU 62.....Mideast 1st.....Mar. 15.....Birmingham, Ala.

1984-85 (64 teams)

Illinois State 58, USC 55.....Midwest 1st.....Mar. 14.....Tulsa, Okla.

Kentucky 66, WASH 58.....West 1st.....Mar. 14.....Salt Lake City, Utah

Notre Dame 79, OSU 70.....Southeast 1st.....Mar. 14.....Notre Dame, Ind.

Alabama 50, ARIZ 41.....West 1st.....Mar. 15.....Albuquerque, N.M.

1985-86 (64 teams)

Auburn 73, ARIZ 63.....West 1st.....Mar. 14.....Long Beach, Calif.

Michigan State 72, WASH 70.....Midwest 1st.....Mar. 14.....Dayton, Ohio

North Carolina 84, UTAH 72.....West 1st.....Mar. 13.....Ogden, Utah

1986-87 (64 teams)

UCLA 92, Central Michigan 73.....West 1st.....Mar. 12.....Salt Lake City, Utah
 Wyoming 78, UCLA 68.....West 2nd.....Mar. 14.....Salt Lake City, Utah

Texas-El Paso 98, ARIZ 91 (OT).....West 1st.....Mar. 14.....Tucson, Ariz.

1987-88 (64 teams)

ARIZ 90, Cornell 50.....West 1st.....Mar. 18.....Los Angeles, Calif.
 ARIZ 84, Seton Hall 55.....West 2nd.....Mar. 20.....Los Angeles, Calif.
 ARIZ 99, Iowa 79.....West RSF.....Mar. 25.....Seattle, Wash.
 ARIZ 70, North Carolina 52.....West RF.....Mar. 27.....Seattle Wash.
 Oklahoma 86, ARIZ 78.....NSF.....Apr. 2.....Kansas City, Mo.

Louisville 70, OSU 61.....Southeast 1st.....Mar. 17.....Atlanta, Ga.

1988-89 (64 teams)

ARIZ 94, Robert Morris 60.....West 1st.....Mar. 16.....Boise, Idaho
 ARIZ 94, Clemson 68.....West 2nd.....Mar. 18.....Boise, Idaho
 Nevada-Las Vegas 68, ARIZ 67.....West RSF.....Mar. 23.....Denver, Colo.

Siena 80, STAN 78.....East 1st.....Mar. 16.....Greensboro, N.C.

UCLA 84, Iowa State 74.....Southeast 1st.....Mar. 17.....Atlanta, Ga.
 North Carolina 88, UCLA 81.....Southeast 2nd.....Mar. 19.....Atlanta, Ga.

Evansville 94, OSU 90 OT.....West 1st.....Mar. 15.....Salt Lake City, Utah

1989-90 (64 teams)

ARIZ 79, South Florida 67.....West 1st.....Mar. 16.....Long Beach, Calif.
 Alabama 77, ARIZ 55.....West 2nd.....Mar. 18.....Long Beach, Calif.

CAL 65, Indiana 63.....East 1st.....Mar. 15.....Hartford, Conn.
 Connecticut 74, CAL 54.....East 2nd.....Mar. 17.....Hartford, Conn.

Ball State 54, OSU 53.....West 1st.....Mar. 15.....Salt Lake City, Utah

UCLA 68, Ala.-Birmingham 56.....East 1st.....Mar. 16.....Atlanta, Ga.
 UCLA 71, Kansas 70.....East 2nd.....Mar. 18.....Atlanta, Ga.
 Duke 90, UCLA 81.....East RSF.....Mar. 22.....Atlanta, Ga.

1990-91 (64 teams)

ARIZ 93, St. Francis (Pa.) 80.....West 1st.....Mar. 14.....Salt Lake City, Utah
 ARIZ 76, Brigham Young 61.....West 2nd.....Mar. 16.....Salt Lake City, Utah
 Seton Hall 81, ARIZ 77.....West RSF.....Mar. 21.....Seattle, Wash.

ASU 79, Rutgers 76.....Southeast 1st.....Mar. 15.....Atlanta, Ga.
 Arkansas 97, ASU 90.....Southeast 2nd.....Mar. 17.....Atlanta, Ga.

Penn State 74, UCLA 69.....East 1st.....Mar. 15.....Syracuse, N.Y.

Florida State 75, USC 72.....Southeast 1st.....Mar. 14.....Louisville, Ky.

1991-92 (64 teams)

East Tennessee State 87, ARIZ 80.....Southeast 1st.....Mar. 20.....Atlanta, Ga.

Alabama 80, STAN 75.....Southeast 1st.....Mar. 19.....Cincinnati, Ohio

UCLA 73, Robert Morris 53.....West 1st.....Mar. 20.....Tempe, Ariz.
 UCLA 85, Louisville 69.....West 2nd.....Mar. 22.....Tempe, Ariz.
 UCLA 85, New Mexico State 78.....West RSF.....Mar. 26.....Tempe, Ariz.
 Indiana 106, UCLA 79.....West RF.....Mar. 28.....Albuquerque, N.M.

USC 84, Northeast Louisiana 54.....Midwest 1st.....Mar. 19.....Milwaukee, Wisc.
 Georgia Tech 79, USC 78.....Midwest 2nd.....Mar. 21.....Milwaukee, Wisc.

1992-93 (64 teams)

Santa Clara 64, ARIZ 61.....West 1st.....Mar. 18.....Salt Lake City, Utah

CAL 66, Louisiana State 61.....Midwest 1st.....Mar. 18.....Chicago, Ill.
 CAL 82, Duke 77.....Midwest 2nd.....Mar. 20.....Chicago, Ill.
 Kansas 93, CAL 76.....Midwest RSF.....Mar. 26.....St. Louis, Mo.

UCLA 81, Iowa State 70.....West 1st.....Mar. 19.....Tucson, Ariz.
 Michigan 86, UCLA 84 (OT).....West 2nd.....Mar. 21.....Tucson, Ariz.

1993-94 (64 teams)

UTAH 86, Pittsburgh 65.....Southeast 1st.....Mar. 19.....Nashville, Tenn.
 Kentucky 83, UTAH 62.....Southeast 2nd.....Mar. 21.....Nashville, Tenn.
 (UTAH not a Conference member at time of game)

ARIZ 81, Loyola (Md.) 55.....West 1st.....Mar. 18.....Sacramento, Calif.
 ARIZ 71, Virginia 58.....West 2nd.....Mar. 20.....Sacramento, Calif.
 ARIZ 82, Louisville 70.....West RSF.....Mar. 24.....Los Angeles, Calif.
 ARIZ 92, Missouri 72.....West RF.....Mar. 26.....Los Angeles, Calif.
 Arkansas 91, ARIZ 82.....NSF.....Apr. 2.....Charlotte, N.C.

Wisconsin-Green Bay 61, CAL 57.....West 1st.....Mar. 17.....Ogden, Utah

Tulsa 112, UCLA 102.....Midwest 1st.....Mar. 18.....Oklahoma City, Okla.

Boston College 67, WSU 64.....East 1st.....Mar. 18.....Landover, Md.

1994-95 (64 teams)

Miami (Ohio) 71, ARIZ 62.....Midwest 1st.....Mar. 16.....Dayton, Ohio

ASU 81, Ball State 66.....Southeast 1st.....Mar. 16.....Memphis, Tenn.
 ASU 64, Manhattan 54.....Southeast 1st.....Mar. 18.....Memphis, Tenn.
 Kentucky 97, ASU 73.....RSF.....Mar. 23.....Birmingham, Ala.

Texas 90, ORE 73.....West 1st.....Mar. 16.....Salt Lake City, Utah

STAN 70, UNC-Charlotte 68.....East 1st.....Mar. 17.....Albany, N.Y.
 Massachusetts 75, STAN 53.....East 2nd.....Mar. 19.....Albany, N.Y.

UCLA 92, Florida International 56.....West 1st.....Mar. 17.....Boise, Idaho
 UCLA 75, Missouri 74.....West 2nd.....Mar. 19.....Boise, Idaho
 UCLA 86, Mississippi State 67.....RSF.....Mar. 23.....Oakland, Calif.
 UCLA 102, Connecticut 96.....RF.....Mar. 25.....Oakland, Calif.
 UCLA 74, Oklahoma State 61.....NSF.....Apr. 1.....Seattle, Wash.
 UCLA 89, Arkansas 78.....NC.....Apr. 3.....Seattle, Wash.

UTAH 76, Long Beach State 64.....West 1st.....Mar. 17.....Boise, Idaho
 Mississippi State 78, UTAH 64.....West 2nd.....Mar. 19.....Boise, Idaho
 (UTAH not a Conference member at time of game)

1995-96 (64 teams)

ARIZ 90, Valparaiso 51 West 1st..... Mar. 15..... Tempe, Ariz.
 ARIZ 87, Iowa 73 West 2nd Mar. 17..... Tempe, Ariz.
 Kansas 83, ARIZ 80 RSF Mar. 22..... Denver, Colo.

Iowa State 74, CAL 64 Southeast 1st... Mar. 14..... Dallas, Texas

STAN 66, Bradley 58 East 1st Mar. 14..... Providence, R.I.
 Massachusetts 79, STAN 74 East 2nd Mar. 16..... Providence, R.I.

Princeton 43, UCLA 41 Southeast 1st... Mar. 14..... Indianapolis, Ind.

UTAH 72, Canisius 43 Midwest 1st Mar. 14..... Dallas, Texas
 UTAH 73, Iowa State 67 Midwest 2nd.... Mar. 16..... Dallas, Texas
 Kentucky 101, UTAH 70 Midwest RSF ... Mar. 21... Minneapolis, Minn.
 (UTAH not a Conference member at time of game)

1996-97 (64 teams)

ARIZ 65, South Alabama 57 Southeast 1st... Mar. 13..... Memphis, Tenn.
 ARIZ 73, College of Charleston 69 Southeast 2nd . Mar. 15..... Memphis, Tenn.
 ARIZ 85, Kansas 82 RSF Mar. 21..... Birmingham, Ala.
 ARIZ 96, Providence 92 (OT) RF Mar. 23..... Birmingham, Ala.
 ARIZ 66, North Carolina 58 NSF Mar. 29..... Indianapolis, Ind.
 ARIZ 84, Kentucky 79 (OT) NC..... Mar. 31..... Indianapolis, Ind.

CAL 55, Princeton 52 East 1st Mar. 13 Winston-Salem, N.C.
 CAL 75, Villanova 68 East 2nd Mar. 15 Winston-Salem, N.C.
 North Carolina 63, CAL 57 RSF Mar. 21..... Syracuse, N.Y.

STAN 80, Oklahoma 67 West 1st..... Mar. 14..... Tucson, Ariz.
 STAN 72, Wake Forest 66 West 2nd Mar. 16..... Tucson, Ariz.
 Utah 82, STAN 77 (OT) RSF Mar. 20..... San Jose, Calif.

UCLA 109, Charleston Southern 75.... Midwest 1st Mar. 13.. Auburn Hills, Mich.
 UCLA 96, Xavier 83 Midwest 2nd.... Mar. 15.. Auburn Hills, Mich.
 UCLA 74, Iowa State 73 (OT) RSF Mar. 20... San Antonio, Texas
 Minnesota 80, UCLA 72 RF Mar. 22... San Antonio, Texas

Illinois 90, USC 77 Southeast 1st... Mar. 14..... Charlotte, N.C.

COLO 80, Indiana 62 East 1st Mar. 14 Winston-Salem, N.C.
 North Carolina 73, COLO 56 East 2nd Mar. 16 Winston-Salem, N.C.
 (COLO not a Conference member at time of game)

UTAH 75, Navy 61 West 1st..... Mar. 14..... Tucson, Ariz.
 UTAH 77, UNC Charlotte 58 West 2nd Mar. 26..... Tucson, Ariz.
 UTAH 82, STAN 77 (OT) West RSF Mar. 20..... San Jose, Calif.
 Kentucky 72, UTAH 59 West RF..... Mar. 22..... San Jose, Calif.
 (UTAH not a Conference member at time of game)

1997-98 (64 teams)

ARIZ 99, Nicholls State 60 West 1st..... Mar. 12... Sacramento, Calif.
 ARIZ 82, Illinois State 49 West 2nd Mar. 14... Sacramento, Calif.
 ARIZ 87, Maryland 79 RSF Mar. 19..... Anaheim, Calif.
 Utah 76, ARIZ 51 RF Mar. 21..... Anaheim, Calif.

STAN 67, College of Charleston 57 Midwest 1st Mar. 13..... Chicago, Ill.
 STAN 83, Western Michigan 65 Midwest 2nd.... Mar. 15..... Chicago, Ill.
 STAN 67, Purdue 59 RSF Mar. 20..... St. Louis, Mo.
 STAN 79, Rhode Island 77 RF Mar. 22..... St. Louis, Mo.
 Kentucky 86, STAN 85 (OT) NSF Mar. 28... San Antonio, Texas

UCLA 65, Miami, Fla. 62 South 1st Mar. 13..... Atlanta, Ga.
 UCLA 85, Michigan 82 South 2nd..... Mar. 15..... Atlanta, Ga.
 Kentucky 94, UCLA 68 RSF Mar. 20... St. Petersburg, Fla.

WASH 69, Xavier 68 East 1st Mar. 12..... Washington, D.C.
 WASH 81, Richmond 66 East 2nd Mar. 14..... Washington, D.C.
 Connecticut 75, WASH 74 RSF Mar. 19..... Greensboro, N.C.

UTAH 85, San Francisco 68 West 1st..... Mar. 12..... Boise, Idaho
 UTAH 75, Arkansas 69 West 2nd Mar. 14..... Boise, Idaho
 UTAH 65, West Virginia 62 West RSF Mar. 19..... Anaheim Calif.
 UTAH 76, ARIZ 51 West RF Mar. 21..... Anaheim, Calif.
 UTAH 65, North Carolina 59 NSF Mar. 28... San Antonio, Texas
 Kentucky 78, UTAH 69 NC..... Mar. 30... San Antonio, Texas
 (UTAH not a Conference member at time of game)

1998-99 (64 teams)

Oklahoma 61, ARIZ 60 Midwest 1st Mar. 12..... Milwaukee, Wis.

STAN 69, Alcorn State 57 West 1st..... Mar. 11..... Seattle, Wash.
 Gonzaga 82, STAN 74 West 2nd Mar. 13..... Seattle, Wash.

Detroit 56, UCLA 53 South 1st Mar. 11..... Indianapolis, Ind.

Miami (Ohio) 59, WASH 58 Midwest 1st Mar. 12..... New Orleans, La.

UTAH 80, Arkansas State 58 Midwest 1st Mar. 12..... New Orleans, La.
 Miami (Ohio) 66, UTAH 58 Midwest 2nd.... Mar. 14..... New Orleans, La.
 (UTAH not a Conference member at time of game)

1999-00 (64 teams)

ARIZ 71, Jackson State 47 West 1st..... Mar. 16.. Salt Lake City, Utah
 Wisconsin 66, ARIZ 59 West 2nd Mar. 18.. Salt Lake City, Utah

Seton Hall 72, ORE 71 East 1st Mar. 17..... Buffalo, New York

STAN 84, S. Carolina St. South 1st Mar. 17..... Birmingham, Ala.
 North Carolina 60, STAN 53 South 2nd..... Mar. 19..... Birmingham, Ala.

UCLA 65, Ball State 57 Midwest 1st Mar. 16... Minneapolis, Minn.
 UCLA 105, Maryland 70 Midwest 2nd.... Mar. 18... Minneapolis, Minn.
 Iowa State 80, UCLA 56 Midwest RSF ... Mar. 23.. Auburn Hills, Mich.

UTAH 48, Saint Louis 45 Midwest 1st Mar. 16..... Cleveland, Ohio
 Michigan State 73, UTAH 61 Midwest 2nd.... Mar. 17..... Cleveland, Ohio
 (UTAH not a Conference member at time of game)

2000-01 (64 teams)

ARIZ 101, Eastern Illinois 76 Midwest 1st Mar. 16..... Kansas City, Mo.
 ARIZ 73, Butler 52 Midwest 2nd.... Mar. 18..... Kansas City, Mo.
 ARIZ 66, Mississippi 56 Midwest RSF ... Mar. 23... San Antonio, Texas
 ARIZ 87, Illinois 81 Midwest RF Mar. 25... San Antonio, Texas
 ARIZ 80, Michigan State 61 NSF Mar. 31... Minneapolis, Minn.
 Duke 82, ARIZ 72 NC..... Apr. 2 Minneapolis, Minn.

Fresno State 82, CAL 70 South 1st Mar. 16..... Memphis, Tenn.

STAN 89, UNC Greensboro 60 West 1st..... Mar. 15..... San Diego, Calif.
 STAN 90, St. Joseph's 83 West 2nd Mar. 17..... San Diego, Calif.
 STAN 78, Cincinnati 65 West RSF Mar. 22..... Anaheim, Calif.
 Maryland 87, STAN 73 West RF Mar. 24..... Anaheim, Calif.

UCLA 61, Hofstra 48 East 1st Mar. 15..... Greensboro, N.C.
 UCLA 75, Utah State 50 East 2nd Mar. 17..... Greensboro, N.C.
 Duke 76, UCLA 63 East RSF Mar. 22..... Philadelphia, Pa.

USC 69, Oklahoma State 54 East 1st Mar. 15..... Uniondale, N.Y.
 USC 74, Boston College 71 East 2nd Mar. 17..... Uniondale, N.Y.
 USC 80, Kentucky 76 East RSF Mar. 22..... Philadelphia, Pa.
 Duke 79, USC 69 East RF Mar. 24..... Philadelphia, Pa.

2001-02 (64 teams)

ARIZ 86, UC Santa Barbara 81 1st Mar. 14... Albuquerque, N.M.
 ARIZ 68, Wyoming 60 2nd Mar. 16... Albuquerque, N.M.
 Oklahoma 88, ARIZ 67 West RSF Mar. 21..... San Jose, Calif.

CAL 82, Pennsylvania 75 1st Mar. 15..... Pittsburgh, Pa.
 Pittsburgh 63, CAL 50 2nd Mar. 17..... Pittsburgh, Pa.

ORE 81, Montana 62 1st Mar. 14... Sacramento, Calif.
 ORE 92, Wake Forest 87 2nd Mar. 16... Sacramento, Calif.
 ORE 72, Texas 70 Midwest RSF ... Mar. 22..... Madison, Wisc.
 Kansas 104, ORE 86 Midwest RF Mar. 23..... Madison, Wisc.

STAN 84, Western Kentucky 69 1st Mar. 14... Sacramento, Calif.
 Kansas 86, STAN 63 2nd Mar. 16... Sacramento, Calif.

UCLA 80, Mississippi 58 1st Mar. 15... Pittsburgh, Penn.
 UCLA 105, Cincinnati 101 (2OT) 2nd Mar. 17... Pittsburgh, Penn.
 Missouri 82, UCLA 73 West RSF Mar. 21..... San Jose, Calif.

UNC-Wilmington 93, USC 89 (OT) 1st Mar. 14... Sacramento, Calif.
 Indiana 75, UTAH 56 South 1st Mar. 14... Sacramento, Calif.
 (UTAH not a Conference member at time of game)

2002-03 (64 teams)

ARIZ 80, Vermont 51 1st Mar. 20. Salt Lake City, Utah
 ARIZ 96, Gonzaga 95 (2OT) 2nd Mar. 22. Salt Lake City, Utah
 ARIZ 88, Notre Dame 71 West RSF Mar. 27 Anaheim, Calif.
 Kansas 78, Arizona 75 West RF Mar. 29 Anaheim, Calif.

ASU 84, Memphis 71 1st Mar. 20 Oklahoma City, Okla.
 Kansas 108, ASU 76 2nd Mar. 22 Oklahoma City, Okla.

CAL 76, North Carolina State 74 (OT) .. 1st Mar. 20 Oklahoma City, Okla.
 Oklahoma 74, CAL 65 2nd Mar. 22 Oklahoma City, Okla.

UTAH 60, ORE 58 Midwest 1st Mar. 21 Nashville, Tenn.

STAN 77, San Diego 69 1st Mar. 20 Spokane, Wash.
 Connecticut 85, STAN 74 2nd Mar. 22 Spokane, Wash.

Michigan State 79, COLO 64 1st Mar. Mar. 21 Tampa, Fla.

UTAH 60, ORE 58 Midwest 1st Mar. 21 Nashville, Tenn.
 Kentucky 74, UTAH 54 Midwest 2nd Mar. 23 Nashville, Tenn.
 (UTAH not a Conference member at time of game)

2003-04 (65 teams)

Seton Hall 80, ARIZ 76 1st Mar. 18 Raleigh, N.C.

STAN 71, UT-San Antonio 45 1st Mar. 18 Seattle, Wash.
 Alabama 70, STAN 67 2nd Mar. 20 Seattle, Wash.

UAB 102, WASH 100 1st Mar. 19 Columbus, Ohio

Boston College 58, UTAH 51 1st Mar. 19 St. Louis, Mo.
 (UTAH not a Conference member at time of game)

2004-05 (65 teams)

ARIZ 66, Utah State 53 1st Mar. 17 Boise, Idaho
 ARIZ 85, UAB 63 2nd Mar. 19 Boise, Idaho
 ARIZ 79, Oklahoma State 78 RSF Mar. 24 Chicago, Ill.
 Illinois 90, ARIZ 89 (OT) RF Mar. 26 Chicago, Ill.

Mississippi State 93, STAN 70 1st Mar. 18 Charlotte, N.C.

Texas Tech 78, UCLA 66 1st Mar. 17 Tucson, Ariz.

WASH 88, Montana 77 1st Mar. 17 Boise, Idaho
 WASH 97, Pacific 79 2nd Mar. 19 Boise, Idaho
 Louisville 93, WASH 79 RSF Mar. 24 Albuquerque, N.M.

UTAH 60, UTEP 54 1st Mar. 17 Tucson, Ariz.
 UTAH 67, Oklahoma 58 2nd Mar. 19 Tucson, Ariz.
 Kentucky 62, UTAH 52 RSF Mar. 24 Austin, Texas
 (UTAH not a Conference member at time of game)

2005-06 (65 teams)

ARIZ 94, Wisconsin 75 1st Mar. 17 Philadelphia, Pa.
 Villanova 82, ARIZ 78 2nd Mar. 19 Philadelphia, Pa.

North Carolina State 58, CAL 52 1st Mar. 17 Dallas, Texas

UCLA 78, Belmont 44 1st Mar. 16 San Diego, Calif.
 UCLA 62, Alabama 59 2nd Mar. 18 San Diego, Calif.
 UCLA 73, Gonzaga 71 RSF Mar. 23 Oakland, Calif.
 UCLA 50, Memphis 45 RF Mar. 25 Oakland, Calif.
 UCLA 59, Louisiana State 45 NSF Apr. 1 Indianapolis, Ind.
 Florida 73, UCLA 57 NC Apr. 3 Indianapolis, Ind.

WASH 75, Utah State 61 1st Mar. 16 San Diego, Calif.
 WASH 67, Illinois 64 2nd Mar. 18 San Diego, Calif.
 Connecticut 98, WASH 92 (OT) RSF Mar. 24 Washington, D.C.

2006-07 (65 teams)

Purdue 72, ARIZ 63 1st Mar. 16 New Orleans, La.

ORE 58, Miami (Ohio) 56 1st Mar. 16 Spokane, Wash.
 ORE 75, Winthrop 61 2nd Mar. 18 Spokane, Wash.
 ORE 76, UNLV 72 RSF Mar. 23 St. Louis, Mo.
 Florida 85, ORE 77 RF Mar. 25 St. Louis, Mo.

Louisville 78, STAN 58 1st Mar. 15 Lexington, Ky.

UCLA 70, Weber State 42 1st Mar. 15 Sacramento, Calif.
 UCLA 54, Indiana 49 2nd Mar. 17 Sacramento, Calif.
 UCLA 64, Pittsburgh 55 RSF Mar. 22 San Jose, Calif.
 UCLA 68, Kansas 55 RF Mar. 24 San Jose, Calif.
 Florida 76, UCLA 66 NSF Mar. 31 Atlanta, Ga.

USC 77, Arkansas 60 1st Mar. 16 Spokane, Wash.
 USC 87, Texas 68 2nd Mar. 18 Spokane, Wash.
 North Carolina 74, USC 64 RSF Mar. 23 East Rutherford, N.J.

WSU 70, Oral Roberts 54 1st Mar. 15 Sacramento, Calif.
 Vanderbilt 78, WSU 74 (2OT) 2nd Mar. 17 Sacramento, Calif.

2007-08 (65 teams)

West Virginia 75, ARIZ 65 1st Mar. 20 Washington, D.C.

Mississippi State 76, ORE 69 1st Mar. 21 Little Rock, Ark.

STAN 77, Cornell 53 1st Mar. 20 Anaheim, Calif.
 STAN 82, Marquette 81 2nd Mar. 22 Anaheim, Calif.
 Texas 82, STAN 62 RSF Mar. 28 Houston, Texas

UCLA 70, Mississippi Valley State 29 .. 1st Mar. 20 Anaheim, Calif.
 UCLA 51, Texas A&M 49 2nd Mar. 22 Anaheim, Calif.
 UCLA 88, Western Kentucky 27 RSF Mar. 27 Phoenix, Ariz.
 UCLA 76, Xavier 57 RF Mar. 29 Phoenix, Ariz.
 Memphis 78, UCLA 63 NSF Apr. 5 San Antonio, Texas

Kansas State 80, USC 67 1st Mar. 20 Omaha, Neb.

WSU 71, Winthrop 40 1st Mar. 20 Denver, Colo.
 WSU 61, Notre Dame 41 2nd Mar. 22 Denver, Colo.
 North Carolina 68, WSU 47 RSF Mar. 27 Charlotte, N.C.

2008-09 (65 teams)

ARIZ 84, Utah 71 1st Mar. 20 Miami, Fla.
 ARIZ 71, Cleveland State 57 2nd Mar. 22 Miami, Fla.
 Louisville 103, ARIZ 64 RSF Mar. 27 Indianapolis, Ind.

ASU 66, Temple 57 1st Mar. 20 Miami, Fla.
 Syracuse 78, ASU 67 2nd Mar. 22 Miami, Fla.

Maryland 84, CAL 71 1st Mar. 19 Kansas City, Mo.

UCLA 65, Virginia Commonwealth 64 .. 1st Mar. 19 Philadelphia, Pa.
 Villanova 89, UCLA 69 2nd Mar. 21 Philadelphia, Pa.

USC 72, Boston College 55 1st Mar. 20 Minneapolis, Minn.
 Michigan State, 74, USC 69 2nd Mar. 22 Minneapolis, Minn.

WASH 71, Mississippi State 58 1st Mar. 19 Portland, Ore.
 Purdue 76, WASH 74 2nd Mar. 21 Portland, Ore.

ARIZ 84, UTAH 71 1st Mar. 20 Miami, Fla.
 (UTAH not a Conference member at time of game)

2009-10 (65 teams)

CAL 77, Louisville 62 1st Mar. 19 Jacksonville, Fla.
 Duke 68, California 53 2nd Mar. 21 Jacksonville, Fla.

WASH 80, Marquette 78 1st Mar. 18 San Jose, Calif.
 WASH 82, New Mexico 64 2nd Mar. 20 San Jose, Calif.
 West Virginia 69, WASH 56 RSF Mar. 25 Syracuse, N.Y.

2010-11 (68 teams)

ARIZ 77, Memphis 75 2nd Mar. 18 Tulsa, Okla.
 ARIZ 70, Texas 69 3rd Mar. 19 Tulsa, Okla.
 ARIZ 93, Duke 77 RSF Mar. 24 Anaheim, Calif.
 Connecticut 65, ARIZ 63 RF Mar. 26 Anaheim, Calif.

UCLA 78, Michigan State 76 2nd Mar. 17 Tampa, Fla.
 Florida 73, UCLA 65 3rd Mar. 19 Tampa, Fla.

VCU 73, USC 65 1st Mar. 16 Dayton, Ohio

WASH 68, Georgia 65 2nd Mar. 18 Charlotte, N.C.
 North Carolina 86, WASH 83 3rd Mar. 20 Charlotte, N.C.

2011-12 (68 teams)

South Florida 65, CAL 541st..... Mar. 14..... Dayton, Ohio
 COLO 68, UNLV 642nd Mar. 15...Albuquerque, N.M.
 Baylor 80, COLO 633rd Mar. 17...Albuquerque, N.M.

2012-13 (68 teams)

ARIZ 81, Belmont 642nd Mar. 21.. Salt Lake City, Utah
 ARIZ 74, Harvard 513rd Mar. 23.. Salt Lake City, Utah
 Ohio State 73, ARIZ 70RSF Mar. 28.... Los Angeles, Calif.

CAL 64, UNLV 612nd Mar. 21..... San Jose, Calif.
 Syracuse 66, CAL 603rd Mar. 23..... San Jose, Calif.

Illinois 57, COLO 492nd Mar. 22..... Austin, Texas

ORE 60, Oklahoma State 552nd Mar. 21..... San Jose, Calif.
 ORE 74, Saint Louis 573rd Mar. 23..... San Jose, Calif.
 Louisville 77, ORE 69RSF Mar. 28..... Indianapolis, Ind.

Minnesota 83, UCLA 632nd Mar. 22..... Austin, Texas

2013-14 (68 teams)

ARIZ 68, Weber State 592nd Mar. 21..... San Diego, Calif.
 ARIZ 84, Gonzaga 613rd Mar. 23..... San Diego, Calif.
 ARIZ 70, San Diego State 64RSF Mar. 27..... Anaheim, Calif.
 Wisconsin 64, ARIZ 63 (OT)RF Mar. 29..... Anaheim, Calif.

Texas 87, ASU 852nd Mar. 20..... Milwaukee, Wis.

Pittsburgh 77, COLO 482nd Mar. 20..... Orlando, Fla.

ORE 87, BYU 682nd Mar. 20..... Milwaukee, Wis.
 Wisconsin 85, ORE 773rd Mar. 22..... Milwaukee, Wis.

STAN 58, New Mexico 532nd Mar. 21..... St. Louis, Mo.
 STAN 60, Kansas 573rd Mar. 23..... St. Louis, Mo.
 Dayton 72, STAN 82RSF Mar. 27..... Memphis, Tenn.

UCLA 76, Tulsa 592nd Mar. 21..... San Diego, Calif.
 UCLA 77, Stephen F. Austin 603rd Mar. 23..... San Diego, Calif.
 Florida 79, UCLA 68RSF Mar. 27..... Memphis, Tenn.

2014-15 (68 teams)

ARIZ 93, Texas Southern 722nd Mar. 19..... Portland, Ore.
 ARIZ 73, Ohio State 583rd Mar. 21..... Portland, Ore.
 ARIZ 68, Xavier 60RSF Mar. 26.... Los Angeles, Calif.
 Wisconsin 85, ARIZ 78RF Mar. 28.... Los Angeles, Calif.

ORE 79, Oklahoma State 732nd Mar. 20..... Omaha, Neb.
 Wisconsin 72, ORE 653rd Mar. 22..... Omaha, Neb.

UCLA 60, SMU 592nd Mar. 19..... Louisville, Ky.
 UCLA 92, UAB 753rd Mar. 21..... Louisville, Ky.
 Gonzaga 74, UCLA 62RSF Mar. 27..... Houston, Texas

UTAH 57, Stephen F. Austin 502nd Mar. 21..... Portland, Ore.
 UTAH 75, Georgetown 643rd Mar. 23..... Portland, Ore.
 Duke 63, UTAH 57RSF Mar. 27..... Houston, Texas

NCAA CHAMPIONS FROM THE PAC-12 (16)

1938-39 Oregon
 1941-42 Stanford
 1943-44 Utah
 1958-59 California
 1963-64 UCLA
 1964-65 UCLA
 1966-67 UCLA
 1967-68 UCLA
 1968-69 UCLA
 1969-70 UCLA
 1970-71 UCLA
 1971-72 UCLA
 1972-73 UCLA
 1974-75 UCLA
 1994-95 UCLA
 1996-97 Arizona

NCAA No. 1 SEEDS (15) (seeding started in 1979):

1979 - UCLA
 1981 - Oregon State
 1988 - Arizona
 1989 - Arizona
 1992 - Stanford
 1995 - UCLA
 1998 - Arizona
 2000 - Arizona, Stanford
 2001 - Stanford
 2003 - Arizona
 2004 - Stanford
 2005 - Washington
 2008 - UCLA
 2014 - Arizona

NCAA SWEET 16 FROM THE PAC-12 (55) (since 1979):

1979 - UCLA
 1980 - UCLA
 1982 - Oregon State
 1983 - Utah*
 1984 - Washington
 1988 - Arizona
 1989 - Arizona
 1990 - UCLA
 1991 - Arizona, Utah*
 1992 - UCLA
 1993 - California
 1994 - Arizona
 1995 - Arizona State, UCLA
 1996 - Arizona, Utah*
 1997 - Arizona, California, Stanford, UCLA, Utah*
 1998 - Arizona, Stanford, UCLA, Utah*, Washington
 2000 - UCLA
 2001 - Arizona, Stanford, UCLA, USC
 2002 - Arizona, Oregon, UCLA
 2003 - Arizona
 2005 - Arizona, Utah*, Washington
 2006 - UCLA, Washington
 2007 - Oregon, UCLA, USC
 2008 - Stanford, UCLA, Washington State
 2009 - Arizona
 2010 - Washington
 2011 - Arizona
 2013 - Arizona, Oregon
 2014 - Arizona, Stanford, UCLA

* - Utah not a member of Pac-12 at time of Sweet Sixteen appearance

NCAA ELITE EIGHT FROM THE PAC-12 (24) (since 1979):

1980 - UCLA
 1988 - Arizona
 1992 - UCLA
 1994 - Arizona
 1995 - UCLA
 1997 - Arizona, UCLA, Utah*
 1998 - Arizona, Stanford, Utah*
 2001 - Arizona, Stanford, USC
 2002 - Oregon
 2003 - Arizona
 2005 - Arizona
 2006 - UCLA
 2007 - Oregon, UCLA
 2008 - UCLA
 2011 - Arizona
 2014 - Arizona
 2015 - Arizona

* - Utah not a member of Pac-12 at time of Elite Eight appearance

NCAA FINAL FOUR FROM THE PAC-12 (11) (since 1979):


1980 - UCLA
 1988 - Arizona
 1994 - Arizona
 1995 - UCLA
 1997 - Arizona
 1998 - Stanford, Utah*
 2001 - Arizona
 2006 - UCLA
 2007 - UCLA
 2008 - UCLA

* - Utah not a member of Pac-12 at time of Final Four appearance

YEAR	TEAM	W-L	FIN.	YEAR	TEAM	W-L	FIN.	YEAR	TEAM	W-L	FIN.	YEAR	TEAM	W-L	FIN.
1938-39	ORE	3-0	1st	1978-79	UCLA	2-1		1997-98	ARIZ	3-1		2011-12	CAL	0-1	
1939-40	USC	1-1	3rd tie		USC	1-1			STAN	4-1	3rd tie		COLO	1-1	
	COLO	0-2		1979-80	UTAH	0-1			UCLA	2-1		2012-13	ARIZ	2-1	
1940-41	WSU	2-1	2nd		ASU	1-1			UTAH	5-1	2nd		CAL	1-1	
1941-42	COLO	1-1			OSU	0-1		1998-99	WASH	2-1			COLO	0-1	
	STAN	3-0	1st		UCLA	5-1	2nd*		ARIZ	0-1			ORE	2-1	
1942-43	WASH	0-2		1980-81	WSU	0-1			STAN	1-1		2013-14	UCLA	0-1	
1943-44	UTAH	3-0	1st		ASU	0-1		1999-00	UCLA	0-1			ARIZ	3-1	
1944-45	ORE	1-1			OSU	0-1			UTAH	1-1			ASU	0-1	
	UTAH	0-2			UCLA	0-1			WASH	0-1			COLO	0-1	
1945-46	COLO	1-1		1981-82	UTAH	1-1			ARIZ	1-1			ORE	1-1	
	CAL	1-2	4th		OSU	2-1		2000-01	ORE	0-1			STAN	2-1	
1946-47	OSU	1-1		1982-83	USC	0-1			STAN	1-1		2014-15	UCLA	2-1	
1947-48	WASH	1-1			UCLA	0-1			UCLA	2-1			ARIZ	3-1	
1948-49	OSU	1-2	4th		UTAH	2-1			UTAH	1-1			ORE	1-1	
1949-50	UCLA	0-2		1983-84	WSU	1-1		2001-02	ARIZ	5-1	2nd		UCLA	2-1	
1950-51	ARIZ	0-1			OSU	0-1			CAL	0-1			UTAH	2-1	
	WASH	1-1		1984-85	WASH	2-1			STAN	3-1					
1951-52	UCLA	0-2			ARIZ	0-1		2001-02	UCLA	2-1					
1952-53	WASH	3-1	3rd		OSU	0-1			USC	3-1					
1953-54	COLO	0-2			USC	0-1			ARIZ	2-1					
	USC	2-2	4th	1985-86	WASH	0-1			CAL	1-1					
1954-55	COLO	3-1			ARIZ	0-1			ORE	3-1					
	OSU	1-1			UTAH	0-1			STAN	1-1					
	UTAH	1-1		1986-87	WASH	0-1			UCLA	2-1					
1955-56	UCLA	1-1			ARIZ	0-1		2002-03	USC	0-1					
	UTAH	1-1		1987-88	UCLA	1-1			UTAH	0-1					
1956-57	CAL	1-1			ARIZ	4-1	3rd tie		ARIZ	3-1					
1957-58	CAL	1-1		1988-89	OSU	0-1			ASU	1-1					
1958-59	CAL	4-0	1st		ARIZ	2-1			CAL	1-1					
	UTAH	0-2			OSU	0-1			COLO	0-1					
1959-60	CAL	4-1	2nd		STAN	0-1			ORE	0-1					
	ORE	2-1		1989-90	UCLA	1-1			STAN	1-1					
	USC	0-1			ARIZ	1-1		2003-04	UTAH	1-1					
	UTAH	2-1			CAL	1-1			ARIZ	0-1					
1960-61	ASU	2-1			OSU	0-1			STAN	1-1					
	ORE	0-1		1990-91	UCLA	2-1			UTAH	0-1					
	USC	1-2			ARIZ	2-1		2004-05	WASH	0-1					
	UTAH	2-2	4th		ASU	1-1			ARIZ	3-1					
1961-62	ASU	0-1			UCLA	0-1			STAN	0-1					
	COLO	1-1		1991-92	USC	0-1			UCLA	0-1					
	OSU	2-1			UTAH	2-1			UTAH	2-1					
	UCLA	2-2	4th		ARIZ	0-1		2005-06	WASH	2-1					
1962-63	ASU	2-1			STAN	0-1			ARIZ	1-1					
	COLO	1-1		1992-93	UCLA	3-1			CAL	0-1					
	OSU	3-2	4th		USC	1-1			UCLA	5-1	2nd				
	UCLA	0-2			ARIZ	0-1		2006-07	WASH	2-1					
1963-64	ASU	0-1			CAL	2-1			ARIZ	0-1					
	OSU	0-1			UCLA	1-1			ORE	3-1					
	UCLA	4-0	1st		UTAH	1-1			STAN	0-1					
1964-65	UCLA	4-0	1st	1993-94	ARIZ	4-1	3rd tie		UCLA	4-1	3rd tie				
1965-66	OSU	1-1			CAL	0-1			USC	2-1					
	UTAH	2-2	4th		UCLA	0-1			WSU	1-1					
1966-67	UCLA	4-0	1st		WSU	0-1		2007-08	ARIZ	0-1					
1967-68	UCLA	4-0	1st	1994-95	UCLA	6-0	1st		ORE	0-1					
1968-69	COLO	1-1			ASU	2-1			STAN	2-1					
	UCLA	4-0	1st		ARIZ	0-1			UCLA	4-1	3rd tie				
1969-70	UCLA	4-0	1st		ORE	0-1			USC	0-1					
1970-71	UCLA	4-0	1st		STAN	1-1			WSU	2-1					
1971-72	UCLA	4-0	1st		UTAH	1-1		2008-09	ARIZ	2-1					
1972-73	ASU	1-1		1995-96	ARIZ	2-1			ASU	1-1					
	UCLA	4-0	1st		STAN	1-1			CAL	0-1					
1973-74	UCLA	2-1	3rd		CAL	0-1*			UCLA	1-1					
1974-75	ASU	2-1			UCLA	0-1			USC	1-1					
	OSU	1-2		1996-97	ARIZ	6-0	1st		UTAH	0-1					
	UCLA	5-0	1st		CAL	2-1		2009-10	WASH	1-1					
1975-76	ARIZ	2-1			CAL	2-1			CAL	1-1					
	UCLA	4-1	3rd		COLO	1-1			WASH	2-1					
	WASH	0-1			STAN	2-1		2010-11	ARIZ	3-1					
1976-77	ARIZ	0-1			UCLA	3-1			UCLA	1-1					
	UCLA	1-1			USC	0-1			USC	0-1					
	UTAH	1-1			UTAH	3-1			WASH	1-1					
1977-78	UCLA	1-1													
	UTAH	1-1													

* - Record and finish later vacated

The Pac-12 has had considerable success in the National Invitation Tournament (NIT), as five current members have captured the NIT crown - Colorado (1940), Utah (1947), UCLA (1985), Stanford (1991, 2012, 2015) and California (1999). Colorado also finished second in 1991, as did Utah in 1974. Meanwhile third-place finishes were turned in by Oregon in 1975 and 2004, Colorado in 1955 and 2011, Utah in 1992, and Washington State in 2011. The league now stands at 98-80 (.551) in America's original postseason tourney. The records of all Pac-12 members in the NIT:



School (Seasons)	Yrs	W-L	PCT	1st	2nd	3rd	4th
Arizona (1946, 50-51, 12)	4	0-4	.000	0	0	0	0
Arizona State (1983, 90, 92-94, 98, 00, 02, 05, 08, 10, 13, 15)	13	7-13	.350	0	0	0	0
California (1986-87, 89, 99-00, 08, 11, 14)	8	14-7	.667	1	0	0	0
Colorado (1938, 40, 91, 95, 99-00, 04, 06, 11)	9	12-8	.600	1	1	1	0
Oregon (1975-77, 84, 88, 90, 97, 99, 04, 12)	10	13-11	.542	0	0	2	1
Oregon State (1979, 83, 87, 05)	4	3-4	.429	0	0	0	0
Stanford (1988, 90-91, 94, 06, 12-13, 15)	8	18-5	.783	3	0	0	0
UCLA (1985-86)	2	5-1	.833	1	0	0	0
USC (1973, 93-94, 99)	4	2-4	.333	0	0	0	0
Utah (1944, 47, 49, 57-58, 70, 74, 87-88, 92, 01, 14)	12	11-11	.500	1	0	1	0
Washington (1980, 82, 87, 96-97, 12-13)	7	6-7	.462	0	0	1	0
Washington State (1992, 95-96, 09, 11)	5	7-5	.500	0	0	1	0
TOTALS		98-80	.551	6	1	5	1

Note: Arizona (0-3), Colorado (12-8), and Utah (11-10) combined to post a 23-21 record while not Conference members. Thus, Pac-12 representatives' record in the NIT is now 75-59 (.560). Pac-12 members also combine for a 95-77 (.552) record in NIT games which did not match two Conference members.

YEARLY NIT RESULTS

(Pac-12 schools only – Field size in parenthesis)

1937-38

COLO 48, New York University 47Semi..... Mar. 14..... New York, N.Y.
 Temple 60, COLO 34.....Champ Mar. 16..... New York, N.Y.
 (COLO not Pac-12 member at time of game)

1939-40

COLO 52, DePaul 37Semi..... Mar. 13..... New York, N.Y.
 COLO 51, Duquesne 40Champ Mar. 14..... New York, N.Y.
 (COLO not Conference member at time of game)

1943-44

Kentucky 46, UTAH 381st..... Mar. 20..... New York, N.Y.
 (UTAH not Conference member at time of game)

1945-46 (8 teams)

Kentucky 77, ARIZ 531st..... n/a..... New York, N.Y.
 (ARIZ not Conference member at time of game)

1946-47 (12 teams)

UTAH 45, Duquesne 441st..... Mar. 17..... New York, N.Y.
 UTAH 64, West Virginia 62Semi..... Mar. 19..... New York, N.Y.
 UTAH 49, Kentucky 45Champ Mar. 24..... New York, N.Y.
 (UTAH not Conferencemember at time of game)

1948-49 (12 teams)

San Francisco 64, UTAH 631st..... Mar. 15..... New York, N.Y.
 (UTAH not Conference member at time of game)

1949-50 (12 teams)

LaSalle 72, ARIZ 661st..... n/a..... New York, N.Y.
 (ARIZ not Conference member at time of game)

1950-51 (12 teams)

Dayton 74, ARIZ 681st..... n/a..... New York, N.Y.
 (ARIZ not Conference member at time of game)

1956-57

Memphis State 77, UTAH 751st..... Mar. 16..... New York, N.Y.
 (UTAH not Conference member at time of game)

1957-58

St. John's 71, UTAH 701st..... Mar. 15..... New York, N.Y.
 (UTAH not Conference member at time of game)

1969-70 (16 teams)

UTAH 78, Duke 751st..... Mar. 14..... New York, N.Y.
 Marquette 83, UTAH 632nd Mar. 17..... New York, N.Y.
 (UTAH not Conference member at time of game)

1972-73 (16 teams)

Notre Dame 69, USC 651st..... n/a..... New York, N.Y.

1973-74 (16 teams)

UTAH 102, Rutgers 891st..... Mar. 17..... New York, N.Y.
 UTAH 92, Memphis 782nd Mar. 21..... New York, N.Y.
 UTAH 117, Boston College 93Semi..... Mar. 23..... New York, N.Y.
 Purdue 87, UTAH 81Champ Mar. 24..... New York, N.Y.
 (UTAH not Conference member at time of game)

1974-75 (16 teams)

ORE 85, St. Peter's 791st..... Mar. 16..... New York, N.Y.
 ORE 68, Oral Roberts 592nd Mar. 20..... New York, N.Y.
 Princeton 58, ORE 57Semi..... Mar. 22..... New York, N.Y.
 ORE 80, St. John's 78Consolation..... Mar. 23..... New York, N.Y.

1975-76 (16 teams)

N. Car.-Charlotte 79, ORE 721st..... n/a..... New York, N.Y.

1976-77 (16 teams)

ORE 90, Oral Roberts 891st..... n/a..... New York, N.Y.
 St. Bonaventure 76, ORE 732nd n/a..... New York, N.Y.

1978-79 (24 teams)

Nevada 62, OSU 61 (20T)1st..... n/a..... Corvallis, Ore.

1979-80 (32 teams)

Nevada-Las Vegas 93, WASH 731st..... Mar. 7..... Las Vegas, Nev.

1981-82 (32 teams)

WASH 66, Brigham Young 631st..... Mar. 10..... Provo, Utah
 Texas A&M 69, WASH 652nd Mar. 15..... Seattle, Wash.

1982-83 (32 teams)

OSU 77, Idaho 591st..... n/a..... Corvallis, Ore.
 OSU 88, New Orleans 712nd n/a..... Corvallis, Ore.
 Fresno State 76, OSU 67Semi..... n/a..... Corvallis, Ore.
 ASU 87, Cal State Fullerton 831st..... n/a..... Tempe, Ariz.
 Texas Christian 78, ASU 762nd n/a..... Tempe, Ariz.

1983-84 (32 teams)

Santa Clara 66, ORE 53 1st..... Mar. 15..... Eugene, Ore.

1984-85 (32 teams)

UCLA 78, Montana 47 1st..... Mar. 13.... Los Angeles, Calif.
 UCLA 82, Nebraska 63 2nd Mar. 19.... Los Angeles, Calif.
 UCLA 53, Fresno State 43 3rd Mar. 23.... Los Angeles, Calif.
 UCLA 75, Louisville 66 Semi..... Mar. 27..... New York, N.Y.
 UCLA 65, Indiana 62 Champ. Mar. 29..... New York, N.Y.

1985-86 (32 teams)

Loyola Marymount 80, CAL 75 1st..... Mar. 13..... Berkeley, Calif.
 UC Irvine 80, UCLA 74 1st..... Mar. 13.... Los Angeles, Calif.

1986-87 (32 teams)

WASH 98, Montana St. 90 (OT) 1st..... Mar. 11..... Bozeman, Mont.
 WASH 73, Boise State 68 2nd Mar. 16..... Seattle, Wash.
 Nebraska 81, WASH 76 3rd Mar. 21..... Lincoln, Neb.

CAL 72, Cal St. Full. 68 (OT) 1st..... Mar. 13..... Berkeley, Calif.
 CAL 65, OSU 62 2nd Mar. 17..... Corvallis, Ore.
 Arkansas-Little Rock 80, CAL 73 3rd Mar. 21..... Little Rock, Ark.
 OSU 85, New Mexico 82 1st..... Mar. 11... Albuquerque, N.M.
 CAL 65, OSU 62 2nd Mar. 17..... Corvallis, Ore.

Boise State 62, UTAH 61 1st..... Mar. 11..... Boise, Idaho
 (UTAH not Conference member at time of game)

1987-88 (32 teams)

ORE 81, Santa Clara 65 1st..... Mar. 17..... Eugene, Ore.
 New Mexico 78, ORE 59 2nd Mar. 22... Albuquerque, N.M.

STAN 80, Long Beach State 77 1st..... Mar. 17..... Stanford, Calif.
 Arkansas State 60, STAN 59 2nd Mar. 22..... Stanford, Calif.

Evansville 66, UTAH 55 1st..... Mar. 17..... Evansville, Ind.
 (UTAH not Conference member at time of game)

1988-89 (32 teams)

CAL 73, Hawaii 57 1st..... Mar. 16..... Berkeley, Calif.
 Connecticut 73, CAL 72 2nd Mar. 20..... Hartford, Conn.

1989-90 (32 teams)

Long Beach State 86, ASU 71 1st..... Mar. 16..... Tempe, Ariz.

New Mexico 89, ORE 78 1st..... Mar. 16... Albuquerque, N.M.
 Hawaii 69, STAN 57 1st..... Mar. 15..... Honolulu, Hawaii

1990-91 (32 teams)

STAN 93, Houston 86 1st..... Mar. 13..... Stanford, Calif.
 STAN 80, Wisconsin 72 2nd Mar. 18..... Madison, Wis.
 STAN 78, Southern Illinois 68 3rd Mar. 21..... Carbondale, Ill.
 STAN 73, Massachusetts 71 Semi..... Mar. 25..... New York, N.Y.
 STAN 78, Oklahoma 72 Champ Mar. 27..... New York, N.Y.

COLO 71, Michigan 64 1st..... Mar. 13..... Boulder, Colo.
 COLO 83, Wyoming 75 2nd Mar. 18..... Boulder, Colo.
 COLO 81, Arkansas State 75 3rd Mar. 21..... Boulder, Colo.
 Oklahoma 88, Colorado 78 Semi Mar. 25 New York, N.Y.
 COLO 98, Massachusetts 91 Consolation Mar. 27..... New York, N.Y.
 (COLO not Conference member at time of game)

1991-92 (32 teams)

ASU 71, UC Santa Barbara 65 1st..... Mar. 19.Santa Barbara, Calif.
 Utah 60, ASU 58 2nd Mar. 24..... Tempe, Ariz.

WSU 72, Minnesota 70 1st..... Mar. 18..... Pullman, Wash.
 New Mexico 79, WSU 71 2nd Mar. 23... Albuquerque, N.M.

UTAH 72, Ball State 57 1st..... Mar. 19.. Salt Lake City, Utah
 UTAH 60, ASU 58 2nd Mar. 24..... Tempe, Ariz.
 UTAH 84, Rhode Island 72 3rd Mar. 27.. Salt Lake City, Utah
 Notre Dame 58, UTAH 55 Semi..... Mar. 30..... New York, N.Y.
 UTAH 81, Florida 78 Consolation Apr. 1 New York, N.Y.
 (UTAH not Conference member at time of game)

1992-93 (32 teams)

Georgetown 78, ASU 68 1st..... Mar. 18..... Tempe, Ariz

USC 90, Nevada-Las Vegas 74 1st..... Mar. 17..... Las Vegas, Nev.
 USC 71, Pepperdine 59 2nd Mar. 22.... Los Angeles, Calif.
 Minnesota 76, USC 58 3rd Mar. 24.. Bloomington, Minn.

1993-94 (32 teams)

Brigham Young 74, ASU 67 1st..... Mar. 17..... Provo, Utah

Gonzaga 80, STAN 76 1st..... Mar. 17..... Stanford, Calif.

Fresno State 79, USC 76 1st..... Mar. 16..... Fresno, Calif.

1994-95 (32 teams)

WSU 94, Texas Tech 82 1st..... Mar. 15..... Pullman, Wash.
 WSU 83, Illinois State 80 2nd Mar. 20..... Normal, Ill.
 Canisius 89, WSU 80 3rd Mar. 23..... Buffalo, N.Y.

New Mexico State 98, COLO 83 1st..... Mar. 15..... Las Cruces, N.M.
 (COLO not Conference member at time of game)

1995-96 (32 teams)

Michigan State 64, WASH 50 1st..... Mar. 13.. East Lansing, Mich.

WSU 92, Gonzaga 73 1st..... Mar. 14..... Pullman, Wash.
 Nebraska 82, WSU 73 2nd Mar. 19..... Lincoln, Neb.

1996-97 (32 teams)

Hawaii 71, ORE 61 1st..... Mar. 12..... Honolulu, Hawaii

Nebraska 67, WASH 63 1st..... Mar. 12..... Lincoln, Neb.

1997-98 (32 teams)

Hawaii 90, ASU 73 1st..... Mar. 11..... Honolulu, Hawaii

1998-99 (32 teams)

CAL 79, Fresno State 71 1st..... Mar. 10..... Oakland, Calif.
 CAL 58, DePaul 57 2nd Mar. 16..... Chicago, Ill.
 CAL 71, Colorado State 62 3rd Mar. 18..... Oakland, Calif.
 CAL 85, ORE 69 Semi..... Mar. 23..... New York, N.Y.
 CAL 61, Clemson 60 Champ Mar. 25..... New York, N.Y.

ORE 67, Georgia Tech 64 1st..... Mar. 10..... Eugene, Ore.
 ORE 93, Wyoming 72 2nd Mar. 15..... Eugene, Ore.
 ORE 77, Texas Christian 68 3rd Mar. 17..... Ft. Worth, Texas
 CAL 85, ORE 69 Semi..... Mar. 23..... New York, N.Y.
 Xavier 106, ORE 75 Consolation Mar. 25..... New York, N.Y.

Wyoming 81, USC 77 1st..... Mar. 10..... Laramie, Wyo.

COLO 65, Pepperdine 61 1st..... Mar. 10..... Boulder, Colo.
 Colorado State 86, COLO 76 2nd Mar. 16..... Boulder, Colo.
 (COLO not Conference member at time of game)

1999-00 (32 teams)

CAL 70, Long Beach State 66 1st Mar. 15..... Oakland, Calif.
 CAL 60, Georgetown 49 2nd Mar. 21..... Oakland, Calif.
 Wake Forest 79, CAL 56 3rd Mar. 23 Winston-Salem, N.C.

ASU 83, New Mexico State 77 1st..... Mar. 15 Tempe, Ariz.
 NC State 60, ASU 57 2nd Mar. 21..... Raleigh, N.C.

Southern Illinois 94, COLO 92 1st..... Mar. 16..... Boulder, Colo.
 (COLO not Conference member at time of game)

2000-01 (32 teams)

Memphis 71, UTAH 62 1st..... Mar. 13.. Salt Lake City, Utah
 (UTAH not Conference member at time of game)

2001-02 (32 teams)

UNLV 96, ASU 91 1st..... Mar. 12..... Las Vegas, Nev.

2003-04 (32 teams)

ORE 77, Colorado 72 (OT) 1st..... Mar. 17..... Eugene, Ore.
 ORE 68, George Mason 54 2nd Mar. 23..... Eugene, Ore.
 ORE 65, Notre Dame 61 3rd Mar. 25..... South Bend, Ind.
 Michigan 78, ORE 53 Semi..... Mar. 30..... New York, N.Y.

ORE 77, COLO 72 (OT) 1st..... Mar. 17..... Eugene, Ore.
 (COLO not Conference member at time of game)

2004-05 (32 teams)

UNLV 89, ASU 78 1st Mar. 17 Las Vegas, Nev.
 CS Fullerton 85, OSU 83 (OT) 1st Mar. 16 Corvallis, Ore.

2005-06 (32 teams)

STAN 65, Virginia 49 Opening Rd Mar. 14 Stanford, Calif.
 Missouri State 76, STAN 67 1st Mar. 17 Springfield, Mo.
 Old Dominion 79, COLO 61 1st Mar. 15 Boulder, Colo.
 (COLO not Conference member at time of game)

2007-08 (32 teams)

ASU 64, Alabama State 53 1st Mar. 18 Tempe, Ariz.
 ASU 65, Southern Illinois 51 2nd Mar. 20 Tempe, Ariz.
 Florida 70, ASU 57 3rd Mar. 25 Tempe, Ariz.
 CAL 68, New Mexico 66 1st Mar. 19 Berkeley, Calif.
 Ohio State 73, CAL 56 2nd Mar. 24 Columbus, Ohio

2008-09 (32 teams)

Saint Mary's 68, WSU 57 1st Mar. 17 Moraga, Calif.

2009-10 (32 teams)

Jacksonville 67, ASU 66 1st Mar. 16 Tempe, Ariz.

2010-11 (32 teams)

CAL 77, Mississippi 74 1st Mar. 16 Berkeley, Calif.
 Colorado 89, CAL 72 2nd Mar. 18 Boulder, Colo.
 COLO 81, Texas Southern 74 1st Mar. 16 Boulder, Colo.
 COLO 89, CAL 72 2nd Mar. 18 Boulder, Colo.
 COLO 81, Kent State 74 3rd Mar. 22 Boulder, Colo.
 Alabama 62, COLO 61 Semi Mar. 29 New York, N.Y.
 (COLO not Conference member at time of game)

WSU 85, Long Beach State 74 1st Mar. 16 Pullman, Wash.
 WSU 74, Oklahoma State 64 2nd Mar. 21 Pullman, Wash.
 WSU 69, Northwestern 66 (OT) 3rd Mar. 23 Pullman, Wash.
 Wichita State 75, WSU 44 Semi Mar. 29 New York, N.Y.

2011-12 (32 teams)

Bucknell 65, ARIZ 54 1st Mar. 13 Tucson, Ariz.
 ORE 96, LSU 76 1st Mar. 13 Eugene, Ore.
 ORE 108, Iowa 97 2nd Mar. 18 Eugene, Ore.
 WASH 90, ORE 86 3rd Mar. 20 Seattle, Wash.
 STAN 76, Cleveland State 65 1st Mar. 13 Stanford, Calif.
 STAN 92, Illinois State 88 2nd Mar. 19 Stanford, Calif.
 STAN 84, Nevada 56 3rd Mar. 21 Stanford, Calif.
 STAN 74, Massachusetts Semi Mar. 28 New York, N.Y.
 STAN 75, Minnesota 51 Finals Mar. 30 New York, N.Y.
 WASH 82, Texas-Arlington 72 1st Mar. 13 Seattle, Wash.
 WASH 76, Northwestern 55 2nd Mar. 16 Seattle, Wash.
 WASH 90, ORE 86 3rd Mar. 20 Seattle, Wash.
 Minnesota 68, WASH 67 (OT) Semi Mar. 28 New York, N.Y.

2012-13 (32 teams)

ASU 83, Detroit 68 1st Mar. 20 Tempe, Ariz.
 Baylor 89, ASU 86 2nd Mar. 22 Waco, Texas
 STAN 58, Stephen F. Austin 57 1st Mar. 20 Stanford, Calif.
 Alabama 66, STAN 54 2nd Mar. 22 Tuscaloosa, Ala.
 BYU 90, WASH 79 1st Mar. 20 Provo, Utah

2013-14 (32 teams)

CAL 77, Utah Valley 64 1st Mar. 19 Berkeley, Calif.
 CAL 75, Arkansas 64 2nd Mar. 24 Berkeley, Calif.
 SMU 67, CAL 66 3rd Mar. 26 Dallas, Texas
 STAN 58, Stephen F. Austin 57 1st Mar. 20 Stanford, Calif.

2014-15 (32 teams)

ASU 77, Connecticut 64 1st Mar. 18 Storrs, Conn.
 Richmond 75, ASU 64 2nd Mar. 22 Richmond, Va.
 STAN 77, UC Davis 64 1st Mar. 17 Stanford, Calif.
 STAN 74, Rhode Island 65 1st Mar. 22 Stanford, Calif.
 STAN 78, Vanderbilt 75 1st Mar. 24 Stanford, Calif.
 STAN 67, Old Dominion 60 1st Mar. 31 New York, N.Y.
 STAN 66, Miami, Fla. 64 (OT) 1st Apr. 2 New York, N.Y.

PAC-12 IN THE NIT


YEAR	TEAM	W-L	FIN.	YEAR	TEAM	W-L	FIN.
1937-38	COLO	1-1	2nd	1996-97	ORE	0-1	
1939-40	COLO	2-0	1st		WASH	0-1	
1943-44	UTAH	0-1		1997-98	ASU	0-1	
1945-46	ARIZ	0-1		1998-99	CAL	5-0	1st
1946-47	UTAH	3-0	1st		COLO	1-1	
1948-49	UTAH	0-1			ORE	3-2	
1949-50	ARIZ	0-1			USC	0-1	
1950-51	ARIZ	0-1		1999-00	ASU	1-1	
1956-57	UTAH	0-1			CAL	2-1	
1957-58	UTAH	0-1			COLO	1-1	
1969-70	UTAH	1-1		2000-01	UTAH	0-1	
1972-73	USC	0-1		2001-02	ASU	0-1	
1973-74	UTAH	3-1	2nd	2003-04	COLO	0-1	
1974-75	ORE	3-1	3rd		ORE	3-1	3rd
1975-76	ORE	0-1		2004-05	ASU	0-1	
1976-77	ORE	1-1			OSU	0-1	
1978-79	OSU	0-1		2005-06	COLO	0-1	
1979-80	WASH	0-1			STAN	1-1	
1981-82	WASH	1-1		2007-08	ASU	2-1	
1982-83	ASU	1-1			CAL	1-1	
	OSU	2-1		2008-09	WSU	0-1	
1983-84	ORE	0-1		2009-10	ASU	0-1	
1984-85	UCLA	5-0	1st	2010-11	CAL	1-1	
1985-86	CAL	0-1			COLO	3-1	
	UCLA	0-1			WSU	3-1	
1986-87	CAL	2-1		2011-12	ARIZ	0-1	
	OSU	1-1			ORE	2-1	
	UTAH	0-1			STAN	5-0	1st
	WASH	2-1			WASH	3-1	3rd
1987-88	ORE	1-1		2012-13	ASU	1-1	
	STAN	1-1			STAN	1-1	
	UTAH	0-1			WASH	0-1	
1988-89	CAL	1-1		2013-14	CAL	2-1	
1989-90	ASU	0-1			UTAH	0-1	
	ORE	0-1		2014-15	ASU	1-1	
	STAN	0-1			STAN	5-0	1st
1990-91	COLO	4-1	3rd				
	STAN	5-0	1st				
1991-92	ASU	1-1					
	UTAH	4-1	3rd				
	WSU	1-1					
1992-93	ASU	0-1					
	USC	2-1					
1993-94	ASU	0-1					
	STAN	0-1					
	USC	0-1					
1994-95	COLO	0-1					
	WSU	2-1					
1995-96	WASH	0-1					
	WSU	1-1					

NIT CHAMPIONS FROM THE PAC-12 (7)

1939-40	Colorado
1946-47	Utah
1984-85	UCLA
1990-91	Stanford
1998-99	California
2011-12	Stanford
2014-15	Stanford

College Basketball Invitational: The 16-team field was created for the 2007-08 season. In just the third year of its existence, Oregon State captured the CBI crown. The Pac-12 made it two-in-a-row as Oregon followed with a CBI title of its own in 2011.

School (Seasons)	Yrs	W-L	PCT	1st	2nd
Colorado (2015)	1	1-1	.500	0	0
Oregon (2011)	1	5-1	.833	1	0
Oregon State (2009-10, 12, 14)	4	7-4	.636	1	0
Stanford (2009)	1	2-1	.667	0	0
Utah (2008)	1	1-1	.500	0	0
Washington (2008)	1	0-1	.000	0	0
Washington State (2012)	1	4-2	.667	0	1
TOTALS		20-12	.625	2	1





▶ Lew Alcindor (Kareem Abdul-Jabbar), UCLA

▶ Todd Lichti, Stanford



▶ Sean Elliott, Arizona



▶ Jason Kidd, California

▶ Mel Counts, Oregon State



SCORING OFFENSE

Year	Team	FG	3FG	FT	PTS	AVG
1959-60	USC	261	—	219	731	60.9
1960-61	USC	294	—	238	826	68.8
1961-62	UCLA	305	—	236	846	70.5
1962-63	UCLA	315	—	207	837	69.8
1963-64	UCLA	494	—	297	1285	85.7
1964-65	UCLA	409	—	278	1096	78.3
1965-66	UCLA	449	—	263	1161	82.9
1966-67	UCLA	449	—	227	1125	80.4
1967-68	UCLA	533	—	232	1298	92.7
1968-69	UCLA	461	—	244	1166	83.3
1969-70	UCLA	475	—	262	1212	86.6
1970-71	CAL	482	—	275	1239	88.5
1971-72	UCLA	526	—	232	1284	91.7
1972-73	UCLA	468	—	160	1096	78.3
1973-74	UCLA	441	—	187	1069	76.4
1974-75	USC	935	—	370	2240	86.2
1975-76	UCLA	1112	—	421	2645	82.7
1976-77	UCLA	1001	—	407	2409	83.1
1977-78	UCLA	954	—	479	2387	85.3
1978-79	UCLA	1053	—	462	2568	85.6
1979-80	UCLA	968	—	618	2554	79.8
1980-81	ASU	894	—	429	2217	79.2
1981-82	ORE	773	—	463	2009	74.4
1982-83	UCLA	956	—	415	2327	80.2
1983-84	STAN	824	—	663	2311	74.5
1984-85	UCLA	881	—	520	2282	69.2
1985-86	UCLA	878	—	418	2174	75.0
1986-87	UCLA	960	142	430	2492	77.9
1987-88	ARIZ	1147	254	686	3234	85.1
1988-89	ARIZ	988	185	627	2788	84.5
1989-90	UCLA	984	127	561	2656	80.5
1990-91	UCLA	1078	156	642	2954	92.3
1991-92	ARIZ	967	181	514	2629	84.8
1992-93	ASU	867	263	369	2366	84.5
1993-94	ARIZ	1108	279	629	3124	89.3
1994-95	UCLA	1079	118	613	2889	87.5
1995-96	ARIZ	973	222	525	2693	81.6
1996-97	ARIZ	1015	222	598	2850	83.8
1997-98	ARIZ	1146	269	616	3177	90.8
1998-99	ARIZ	820	143	600	2383	82.2
1999-00	ASU	924	162	529	2539	79.3
2000-01	STAN	834	252	671	2829	83.2
2001-02	ORE	1014	304	662	2994	85.5
2002-03	ARIZ	973	228	551	2725	85.2
2003-04	ARIZ	942	219	511	2614	87.1
2004-05	WASH	1102	257	565	3026	86.5
2005-06	WASH	982	220	522	2706	82.0
2006-07	ARIZ	846	172	553	2417	78.0
2007-08	ORE	858	279	455	2450	76.6
2008-09	WASH	977	146	650	2750	78.6
2009-10	WASH	1004	191	652	2851	79.2
2010-11	WASH	1061	305	480	2907	83.1
2011-12	OSU	995	221	630	2841	78.9
2012-13	UCLA	961	171	511	2604	74.4
2013-14	ORE	928	259	668	2783	81.9
2014-15	ARIZ	1009	193	700	2911	76.6

SCORING DEFENSE

Year	Team	FG	3FG	FT	PTS	AVG
1959-60	CAL	208	—	164	580	48.3
1960-61	CAL	261	—	178	700	58.3
1961-62	STAN	272	—	208	752	62.7
1962-63	WASH	243	—	235	721	60.1
1963-64	CAL	344	—	258	946	63.1
1964-65	OSU	284	—	273	841	60.1
1965-66	OSU	279	—	218	776	55.4
1966-67	UCLA	318	—	164	800	57.1
1967-68	UCLA	352	—	222	926	66.1
1968-69	UCLA	339	—	192	870	62.1
1969-70	OSU	351	—	226	928	66.4
1970-71	UCLA	377	—	164	918	65.6
1971-72	UCLA	372	—	192	936	66.9
1972-73	UCLA	362	—	85	809	57.8
1973-74	UCLA	345	—	128	818	58.4
1974-75	OSU	868	—	432	2168	69.9
1975-76	ORE	718	—	615	2051	68.4
1976-77	ORE	602	—	562	1766	60.9
1977-78	WSU	688	—	313	1689	62.6
1978-79	OSU	692	—	431	1815	64.8
1979-80	WSU	730	—	353	1813	64.8
1980-81	OSU	652	—	401	1705	60.9
1981-82	OSU	671	—	308	1650	55.0
1982-83	ORE	607	—	445	1659	61.4
1983-84	OSU	664	—	290	1618	55.8
1984-85	OSU	702	—	384	1788	57.7
1985-86	OSU	658	—	344	1660	61.5
1986-87	OSU	710	78	412	1910	63.7
1987-88	OSU	735	123	359	1952	63.0
1988-89	STAN	771	145	457	2144	65.0
1989-90	STAN	722	118	348	1910	63.7
1990-91	WASH	681	132	401	1895	67.7
1991-92	WASH	713	176	359	1963	67.7
1992-93	WSU	616	106	424	1762	65.3
1993-94	WSU	767	175	429	2138	69.0
1994-95	ASU	859	137	476	2331	70.0
1995-96	STAN	713	144	364	1934	66.7
1996-97	CAL	779	196	417	2171	67.8
1997-98	STAN	854	210	472	2390	68.3
1998-99	STAN	719	166	402	2006	60.8
1999-00	STAN	667	164	352	1850	59.7
2000-01	OSU	691	182	349	1913	63.8
2001-02	OSU	706	182	334	1928	66.5
2002-03	STAN	782	188	478	2230	67.6
2003-04	WSU	622	144	342	1730	59.7
2004-05	WSU	557	131	349	1594	56.9
2005-06	WSU	560	136	360	1616	57.7
2006-07	WSU	709	202	404	2024	59.5
2007-08	WSU	717	186	355	1975	56.4
2008-09	WSU	626	193	384	1829	55.4
2009-10	USC	591	149	384	1715	57.2
2010-11	USC	741	191	458	2131	62.7
2011-12	USC	686	160	378	1910	59.7
2012-13	WSU	713	223	366	2015	63.0
2013-14	ARIZ	776	173	500	2225	58.6
2014-15	UTAH	704	169	422	1999	57.1

SCORING MARGIN

Year	Team	DIFF
1959-60	CAL	+12.3
1960-61	USC	+ 4.7
1961-62	UCLA	+ 6.5
1962-63	UCLA	+ 6.3
1963-64	UCLA	+18.4
1964-65	UCLA	+15.5
1965-66	UCLA	+15.5
1966-67	UCLA	+23.2
1967-68	UCLA	+26.6
1968-69	UCLA	+21.2
1969-70	UCLA	+12.2
1970-71	UCLA	+13.3
1971-72	UCLA	+24.9
1972-73	UCLA	+20.5
1973-74	UCLA	+18.0
1974-75	UCLA	+12.5
1975-76	WASH	+11.4
1976-77	UCLA	+12.7
1977-78	UCLA	+17.9●
1978-79	UCLA	+12.2
1979-80	OSU	+10.6
1980-81	OSU	+15.7
1981-82	OSU	+14.6●
1982-83	UCLA	+ 9.5
1983-84	STAN	+ 6.2
1984-85	ARIZ	+ 8.2
1985-86	ARIZ	+ 6.5
1986-87	ARIZ	+ 6.8
1987-88	ARIZ	+ 20.9
1988-89	ARIZ	+ 17.6
1989-90	ARIZ	+12.0
1990-91	ARIZ	+14.6
1991-92	ARIZ	+16.0
1992-93	ARIZ	+12.2
1993-94	ARIZ	+14.9
1994-95	UCLA	+13.7
1995-96	ARIZ	+9.3
1996-97	STAN	+11.9
1997-98	ARIZ	+16.2
1998-99	STAN	+12.7
1999-00	STAN	+19.3
2000-01	STAN	+17.7
2001-02	ORE	+13.0
2002-03	ARIZ	+14.5
2003-04	ARIZ	+13.1
2004-05	WASH	+12.3
2005-06	WASH	+12.1
2006-07	UCLA	+11.4
2007-08	UCLA	+14.5
2008-09	UCLA	+11.5
2009-10	WASH	+9.2
2010-11	WASH	+12.4
2011-12	CAL	+9.3
2012-13	ARIZ	+9.8
2013-14	ARIZ	+14.3
2014-15	ARIZ	+16.9

● - Led NCAA

All statistics based on Conference games only prior to 1974-75.

FIELD GOAL PERCENTAGE

Year	Team	FG-FGA	PCT
1959-60	WASH	212-510	.417
1960-61	WASH	264-587	.450
1961-62	UCLA	305-708	.431
1962-63	WASH	245-603	.406
1963-64	UCLA	494-1113	.444
1964-65	OSU	304-695	.437
1965-66	OSU	298-666	.447
1966-67	UCLA	449-845	.531
1967-68	OSU	352-681	.517
1968-69	UCLA	461-860	.536
1969-70	UCLA	475-974	.488
1970-71	ORE	416-905	.460
1971-72	UCLA	526-1047	.502
1972-73	UCLA	468-937	.499
1973-74	UCLA	441-877	.503
1974-75	OSU	948-1938	.489
1975-76	OSU	839-1594	.526
1976-77	UCLA	1001-1994	.502
1977-78	UCLA	954-1883	.520
1978-79	UCLA	1053-1897	.555
1979-80	OSU	943-1732	.544
1980-81	OSU	862-1528	.564
1981-82	OSU	810-1518	.534
1982-83	STAN	752-1373	.548
1983-84	STAN	824-1574	.524
1984-85	OSU	759-1445	.525
1985-86	UCLA	878-1749	.502
1986-87	UCLA	960-1899	.506
1987-88	ARIZ	1147-2106	.545
1988-89	STAN	907-1739	.522
1989-90	ARIZ	879-1754	.501
1990-91	UCLA	1078-2085	.517
1991-92	ARIZ	967-1921	.503
1992-93	UCLA	985-1960	.503
1993-94	ARIZ	1108-2288	.484
1994-95	WSU	902-1743	.517
1995-96	UCLA	897-1698	.528
1996-97	UCLA	932-1791	.520
1997-98	UCLA	985-2011	.490
1998-99	WASH	749-1571	.477
1999-00	UCLA	952-1984	.480
2000-01	STAN	953-1865	.511
2001-02	ORE	1014-2082	.487
2002-03	ASU	886-1838	.482
2003-04	ARIZ	942-1938	.486
2004-05	WASH	1102-2271	.485
2005-06	UCLA	939-1987	.473
2006-07	ARIZ	846-1770	.478
2007-08	ORE	858-1788	.479
2008-09	UCLA	967-1973	.490
2009-10	CAL	966-2028	.476
2010-11	ARIZ	969-2064	.46948
2011-12	CAL	893-1878	.476
2012-13	ASU	902-1964	.459
2013-14	UCLA	1073-2196	.489
2014-15	ARIZ	1009-2068	.488

DEFENSIVE FG PERCENTAGE

Year	Team	FG-FGA	PCT
1982-83	ORE	607-1292	.470
1983-84	WASH	646-1480	.436
1984-85	WASH	687-1590	.432
1985-86	ORE	720-1573	.458
1986-87	UCLA	838-1947	.430
1987-88	ARIZ	925-2160	.428
1988-89	ARIZ	869-2018	.431
1989-90	ARIZ	780-1990	.392
1990-91	ARIZ	903-2272	.397
1991-92	ARIZ	773-1887	.410
1992-93	ARIZ	710-1776	.400
1993-94	CAL	754-1848	.408
1994-95	UCLA	864-2119	.408
1995-96	UCLA	788-1908	.413
1996-97	CAL	779-1898	.410
1997-98	STAN	854-2052	.416
1998-99	STAN	719-1894	.380
1999-00	STAN	667-1893	.352
2000-01	ARIZ	862-2174	.397
2001-02	CAL	729-1743	.418
2002-03	STAN	782-1922	.407
2003-04	STAN	671-1745	.385
2004-05	WSU	557-1369	.407
2005-06	WSU	560-1438	.389
2006-07	USC	849-2178	.390
2007-08	USC	763-1935	.394
2008-09	WSU	626-1616	.387
2009-10	USC	591-1540	.384
2010-11	WSU	814-2040	.399
2011-12	COLO	812-2009	.404
2012-13	CAL	753-1915	.393
2013-14	ARIZ	776-2041	.380
2014-15	UTAH	704-1832	.384

THREE PT FG PERCENTAGE

Year	Team	3P-3PA	PCT
1986-87	STAN	84-196	.429
1987-88	ARIZ	254-526	.483
1988-89	ASU	144-335	.430
1989-90	ORE	139-347	.401
1990-91	STAN	145-371	.391
1991-92	STAN	129-323	.399
1992-93	WSU	195-483	.404
1993-94	WSU	221-598	.370
1994-95	ARIZ	245-593	.413
1995-96	WSU	181-464	.390
1996-97	WSU	193-486	.397
1997-98	STAN	262-642	.408
1998-99	WSU	202-545	.371
1999-00	STAN	245-613	.400
2000-01	STAN	252-587	.429
2001-02	ORE	304-721	.422
2002-03	ORE	291-753	.386
2003-04	ORE	280-708	.395
2004-05	ARIZ	253-630	.402
2005-06	ASU	158-418	.378
2006-07	USC	207-523	.396
2007-08	ORE	279-711	.392
2008-09	CAL	210-492	.427
2009-10	CAL	228-609	.374
2010-11	ARIZ	296-745	.397
2011-12	STAN	252-665	.379
2012-13	ARIZ	269-725	.371
2013-14	OSU	177-451	.392
2014-15	OSU	184-609	.302

FREE THROW PERCENTAGE

Year	Team	FT-FTA	PCT
1959-60	UCLA	248-360	.690
1960-61	USC	238-316	.753
1961-62	WASH	229-326	.702
1962-63	WASH	187-266	.703
1963-64	STAN	249-340	.732
1964-65	USC	266-374	.711
1965-66	OSU	241-328	.735
1966-67	ORE	247-331	.746
1967-68	OSU	238-326	.730
1968-69	OSU	212-312	.679
1969-70	WSU	223-321	.695
1970-71	USC	261-366	.713
1971-72	OSU	237-321	.738
1972-73	OSU	191-251	.761
1973-74	UCLA	187-254	.736
1974-75	OSU	395-557	.709
1975-76	USC	385-508	.758
1976-77	OSU	355-478	.743
1977-78	UCLA	479-665	.720
1978-79	UCLA	462-611	.756
1979-80	WSU	494-683	.720
1980-81	STAN	484-648	.747
1981-82	STAN	461-633	.728
1982-83	STAN	617-839	.735
1983-84	OSU	450-620	.726
1984-85	STAN	533-737	.723
1985-86	UCLA	418-575	.727
1986-87	ASU	408-547	.746
1987-88	ARIZ	686*-932	.736
1988-89	ARIZ	627-846	.741
1989-90	WASH	408-551	.740
1990-91	OSU	385-520	.740
1991-92	WSU	554-729	.760
1992-93	WASH	386-530	.728
1993-94	ARIZ	629-884	.712
1994-95	STAN	603-827	.729
1995-96	STAN	558-736	.758
1996-97	STAN	561-752	.746
1997-98	ASU	493-661	.746
1998-99	ARIZ	600-845	.710
1999-00	ORE	481-646	.745
2000-01	ARIZ	703-940	.748
2001-02	ORE	662-861	.769
2002-03	ORE	530-685	.774
2003-04	ARIZ	511-650	.786
2004-05	ARIZ	541-697	.776
2005-06	STAN	500-655	.763
2006-07	CAL	400-520	.769
2007-08	CAL	533-687	.776
2008-09	WSU	343-446	.769
2009-10	CAL	543-717	.757
2010-11	ARIZ	671-899	.746
2011-12	CAL	477-641	.744
2012-13	UTAH	413-547	.755
2013-14	ORE	668-865	.772
2014-15	ORE	466-613	.760

• - Led NCAA

All statistics based on Conference games only prior to 1974-75.

REBOUNDING

Year	Team	G	REB	PCT
1961-62	UCLA	12	572	.521
1962-63	UCLA	12	613	.538
1963-64	UCLA	15	807	.547
1964-65	USC	14	660	.544
1965-66	UCLA	14	718	.545
1966-67	UCLA	14	578	.564
1967-68	UCLA	14	708	.506
1968-69	UCLA	14	635	.579
1969-70	UCLA	14	664	.548
1970-71	UCLA	14	691	.555
1971-72	UCLA	14	756	.585
1972-73	UCLA	14	667	.583
1973-74	UCLA	14	590	.574
**				AVG
1974-75	WASH	26	1278	49.2
1975-76	UCLA	32	1379	43.1
1976-77	UCLA	29	1229	42.4
1977-78	UCLA	28	1147	41.0
1978-79	ASU	30	1290	43.0
1979-80	ASU	29	1193	41.1
1980-81	ASU	28	1145	40.9
1981-82	ORE	27	1037	38.4
1982-83	WASH	31	1192	38.5
1983-84	ASU	28	1034	36.9
1984-85	UCLA	33	1132	34.3
	WASH	32	1098	34.3
1985-86	WASH	31	1147	37.0
1986-87	WASH	35	1302	37.2
1987-88	UCLA	30	1106	36.9
1988-89	USC	32	1231	38.5
1989-90	UCLA	33	1285	38.9
1990-91	ARIZ	35	1422	40.6
1991-92	ARIZ	31	1250	40.3
1992-93	ARIZ	28	1208	43.1
1993-94	UCLA	28	1230	43.9
1994-95	ARIZ	31	1285	41.5
1995-96	ORE	29	1108	38.2
1996-97	ARIZ	34	1376	40.5
1997-98	STAN	35	1444	41.3
1998-99	ARIZ	29	1207	41.6
1999-00	STAN	31	1309	42.2
2000-01	ARIZ	36	1433	39.8
2001-02	STAN	30	1254	41.8
2002-03	ARIZ	32	1374	42.9
2003-04	ARIZ	30	1177	39.2
2004-05	WASH	35	1305	37.3
2005-06	WASH	33	1232	37.3
2006-07	STAN	31	1193	38.5
2007-08	STAN	36	1409	39.1
2008-09	WASH	35	1437	41.1
2009-10	WASH	36	1364	37.9
2010-11	WASH	35	1367	39.1
2011-12	WASH	35	1404	40.1
2012-13	ORE	37	1389	37.5
2013-14	ARIZ	38	1449	38.1
2014-15	UCLA	36	1367	38.0

** Rebounding based on percentage prior to 1974-75.

REBOUNDING MARGIN

Year	Team	DIFF
1961-62	UCLA	+ 3.8
1962-63	UCLA	+ 7.2
1963-64	UCLA	+ 9.3
1964-65	UCLA	+ 8.2
	USC	+ 8.2
1965-66	UCLA	+ 8.5
1966-67	UCLA	+ 9.4
1967-68	UCLA	+ 9.9
1968-69	UCLA	+12.4
1969-70	UCLA	+ 8.4
1970-71	(unavailable)	
1971-72	UCLA	+15.6
1972-73	UCLA	+13.6
1973-74	UCLA	+10.9
1974-75	ORE	+ 6.1
1975-76	WASH	+ 5.1
1976-77	UCLA	+ 4.7
1977-78	UCLA	+ 7.2
1978-79	ASU	+ 4.4
1979-80	UCLA	+ 5.7
1980-81	ASU	+ 5.2
1981-82	UCLA	+ 6.0
1982-83	ASU	+ 4.1
1983-84	WASH	+ 2.5
1984-85	WASH	+ 7.4
1985-86	WASH	+ 3.9
1986-87	WASH	+ 4.7
1987-88	STAN	+ 6.4
1988-89	STAN	+ 7.1
1989-90	STAN	+6.2
1990-91	STAN	+8.5
1991-92	ARIZ	+7.3
1992-93	ARIZ	+8.9
1993-94	UCLA	+7.6
1994-95	UCLA	+4.4
1995-96	UCLA	+6.0
1996-97	STAN	+6.4
1997-98	STAN	+9.3
1998-99	ARIZ	+8.1
1999-00	STAN	+9.7
2000-01	STAN	+7.4
2001-02	STAN	+8.5
2002-03	ARIZ	+6.4
2003-04	STAN	+6.8
2004-05	ARIZ	+4.1
2005-06	WASH	+5.9
2006-07	WASH	+9.0
2007-08	UCLA	+8.2
2008-09	WASH	+8.2
2009-10	WASH	+3.6
2010-11	UCLA	+4.6
2011-12	WASH	+5.2
2012-13	ARIZ	+6.3
2013-14	ARIZ	+7.1
2014-15	ARIZ	+8.8

TURNOVER MARGIN

Year	Team	DIFF
1982-83	OSU	+3.6
1983-84	CAL	+2.1
1984-85	OSU	+1.8
1985-86	OSU	+1.8
	ASU	+1.8
1986-87	OSU	+3.8
1987-88	OSU	+7.7
1988-89	OSU	+8.3
1989-90	OSU	+7.3
1990-91	WSU	+3.6
1991-92	WSU	+2.8
	USC	+2.8
1992-93	ASU	+8.8
1993-94	STAN	+3.0
1994-95	ASU	+4.4
1995-96	ASU	+2.4
1996-97	ASU	+5.2
1997-98	ARIZ	+5.6
1998-99	CAL	+4.6
1999-00	ASU	+4.0
2000-01	CAL	+2.6
2001-02	USC	+5.1
2002-03	USC	+3.4
2003-04	OSU	+2.7
2004-05	WASH	+3.7
2005-06	ARIZ	+5.8
2006-07	WSU	+3.5
2007-08	WSU	+2.9
2008-09	UCLA	+3.1
2009-10	WASH	+3.3
2010-11	ORE	+3.2
2011-12	USC	+4.4
2012-13	UCLA	+2.86
2013-14	UCLA	+4.1
2014-15	OSU	+2.9

ASSISTS

Year	Team	ASTS	AVG
1978-79	OSU	571	19.71
1979-80	OSU	651	21.70
1980-81	ASU	513	18.32
1981-82	OSU	493	16.43
1982-83	OSU	525	16.94
1983-84	ORE	440	15.17
1984-85	OSU	501	16.16
1985-86	WASH	516	16.65
1986-87	OSU	514	17.13
1987-88	OSU	573	18.50
1988-89	OSU	579	19.30
1989-90	OSU	538	18.60
1990-91	UCLA	634	19.80
1991-92	UCLA	605	18.30
1992-93	ASU	512	18.30
1993-94	UCLA	495	17.70
1994-95	UCLA	653	19.80
1995-96	ARIZ	589	17.80
1996-97	STAN	534	17.80
1997-98	ASU	639	19.97
1998-99	ASU	512	17.07
1999-00	USC	518	17.27
2000-01	STAN	566	16.65
2001-02	ORE	580	16.57
2002-03	ARIZ	569	17.78
2003-04	ARIZ	560	18.67
2004-05	WASH	660	18.86
2005-06	WASH	529	16.03
2006-07	ARIZ	511	16.48
2007-08	ARIZ	526	15.47
2008-09	ASU	544	15.54
2009-10	UCLA	489	15.28
2010-11	WASH	593	16.94
2011-12	CAL	540	15.88
2012-13	UCLA	559	15.97
2013-14	UCLA	636	17.19
2014-15	WSU	453	14.61

• - Led NCAA
All statistics based on Conference games only prior to 1974-75.

STEALS

Year	Team	STLS	AVG
1978-79	OSU	293	10.46
1979-80	OSU	274	9.13
1980-81	ASU	245	8.75
1981-82	OSU	246	8.20
1982-83	STAN	206	7.36
1983-84	STAN	239	7.71
1984-85	STAN	238	8.50
1985-86	STAN	246	8.20
1986-87	OSU	227	7.57
1987-88	OSU	288	9.29
1988-89	OSU	320	10.67
1989-90	OSU	277	9.55
1990-91	WSU	229	8.18
1991-92	UCLA	258	7.82
1992-93	ASU	337	12.04
1993-94	OSU	235	8.70
1994-95	ASU	345	10.45
1995-96	WASH	269	9.61
1996-97	ARIZ	358	10.53
1997-98	ARIZ	352	10.06
1998-99	OSU	308	9.94
1999-00	USC	275	9.17
2000-01	ARIZ	283	7.86
2001-02	USC	287	8.97
2002-03	USC	276	9.20
2003-04	USC	249	8.89
2004-05	USC	240	8.28
2005-06	ARIZ	322	9.76
2006-07	OSU	246	7.69
2007-08	UCLA	285	7.311
2008-09	UCLA	292	8.34
2009-10	OSU	262	8.16
2010-11	OSU	293	9.45
2011-12	OSU	328	9.11
2012-13	ORE	314	8.49
2014-15	OSU	241	7.77

BLOCKED SHOTS

Year	Team	BLKS	AVG
1978-79	ASU	165	5.50
1979-80	ASU	163	5.62
1980-81	ASU	144	5.14
1981-82	ASU	92	3.41
1982-83	UCLA	92	3.17
1983-84	UCLA	97	3.46
1984-85	ASU	106	3.79
1985-86	USC	127	4.54
1986-87	ARIZ	120	4.00
1987-88	ARIZ	173	4.55
1988-89	ARIZ	145	4.39
1989-90	ARIZ	185	5.78
1990-91	ARIZ	183	5.23
1991-92	ARIZ	120	3.87
1992-93	UCLA	177	5.36
1993-94	UCLA	119	4.25
1994-95	ASU	165	5.00
1995-96	UCLA	162	5.23
1996-97	ASU	172	5.73
1997-98	USC	122	4.36
1998-99	USC	124	4.43
1999-00	ARIZ	192	5.65
2000-01	USC	151	4.44
2001-02	WASH	139	4.79
2002-03	ASU	139	4.34
2003-04	ARIZ	135	4.50
2004-05	OSU	126	3.94
2005-06	OSU	147	4.74
2006-07	STAN	184	5.94
2007-08	STAN	187	5.19
2008-09	USC	165	4.71
2009-10	WSU	140	4.52
2010-11	UCLA	199	5.85
2011-12	UCLA	153	4.64
2012-13	ASU	211	6.09
2014-15	UTAH	175	5.00

SCORING

YEAR	PLAYER	G	PTS	AVG
1927-28	S: Vern Corbin, CAL	—	100	—
1928-29	S: Vern Corbin, CAL	—	90	—
1929-30	N: Harold Stowell, Idaho	16	171	10.7
	S: Kent Pursell, CAL	—	84	—
1930-31	N: Huntley Gordon, WSU	16	171	10.7
	S: Jack Read, CAL	—	72	—
1931-32	N: Huntley Gordon, WSU	16	135	8.4
	S: Jerry Nemer, USC	—	132	—
1932-33	N: Ed Lewis, OSU	16	173	10.8
	S: Hal Eifert, CAL	11	131	11.9
1933-34	N: Bob Galer, WASH	16	176	11.0
	S: Lee Guttero, USC	12	140	11.7
1934-35	N: Bob Galer, WASH	16	152	9.5
	S: Lee Guttero, USC	12	186	15.5
1935-36	N: Wally Palmberg, OSU	16	187	11.7
	S: Hank Luisetti, STAN	12	172	14.3
1936-37	N: Ivar Nelson, WSU	16	156	9.8
	S: Hank Luisetti, STAN	12	208	17.3
1937-38	N: Laddie Gale, ORE	20	249	12.5
	S: Hank Luisetti, STAN	12	232	19.3
1938-39	N: Laddie Gale, ORE	16	186	11.6
	S: Ralph Vaughn, USC	12	180	15.0
1939-40	N: John Dick, ORE	16	183	11.4
	S: Jackie Robinson, UCLA	12	148	12.3
1940-41	N: Vic Townsend, ORE	16	174	10.9
	S: Jackie Robinson, UCLA	12	133	11.1
1941-42	N: Ray Turner, Idaho	16	192	12.0
	S: Ernie Handlesman, UCLA	12	134	11.2
1942-43	N: Gale Bishop, WSU	16	224	14.0
	S: Gene Rock, USC	8	107	13.4
1943-44	N: Bob Hamilton, ORE	16	172	10.8
	S: Dick West, UCLA	6	48	8.0
1944-45	N: Vince Hanson, WSU	16	253	15.8
	S: Jack Nichols, USC	4	48	12.0
1945-46	N: Red Rocha, OSU	16	194	12.1
	S: Andy Wolfe, CAL	12	177	14.8
1946-47	N: Red Rocha, OSU	16	215	13.4
	S: Don Barksdale, UCLA	12	198	16.5
1947-48	N: Jack Nichols, WASH	16	265	16.6
	S: Chuck Hanger, CAL	12	170	14.2
1948-49	N: Roger Wiley, ORE	16	235	14.7
	S: Bill Sharman, USC	12	203	16.9
1949-50	N: Gene Conley, WSU	16	220	13.8
	S: Bill Sharman, USC	12	238	19.8
1950-51	N: Bob Houbregs, WASH	16	198	12.4
	S: Dick Ridgeway, UCLA	12	217	18.1
1951-52	N: Bob Houbregs, WASH	13	251	19.3
	S: Ed Tucker, STAN	12	184	15.3
1952-53	N: Bob Houbregs, WASH	16	406	25.4
	S: Bob McKeen, CAL	12	234	19.5
1953-54	N: Swede Halbrook, OSU	16	333	20.8
	S: Russ Lawler, STAN	12	210	17.5
1954-55	N: Jim Loscutoff, ORE	16	314	19.6
	S: Bob McKeen, CAL	12	267	22.3
1955-56	Willie Naulls, UCLA	16	378	23.6
1956-57	Dave Gambee, OSU	16	353	22.1
1957-58	Gary Simmons, Idaho	16	346	21.6
1958-59	Walt Torrence, UCLA	16	344	21.5
1959-60	Bill Hanson, WASH	12	189	17.2
1960-61	John Rudometkin, USC	10	248	24.8
1961-62	John Rudometkin, USC	12	273	22.8
1962-63	Gordon Martin, USC	12	260	21.7
1963-64	Gail Goodrich, UCLA	15	326	21.7
1964-65	Jim Jarvis, USC	14	320	22.9
1965-66	John Block, USC	14	385	27.5
1966-67	Lew Alcindor, UCLA	14	384	27.4
1967-68	Lew Alcindor, UCLA	13	357	27.5
1968-69	Lew Alcindor, UCLA	14	309	22.1
1969-70	Stan Love, ORE	14	296	20.8
1970-71	Stan Love, ORE	14	382	27.3
1971-72	Bill Walton, UCLA	14	334	23.9
1972-73	Louie Nelson, WASH	14	307	21.9
1973-74	Ron Lee, ORE	14	269	19.2
1974-75	Steve Puidokas, WSU	25	559	22.4
1975-76	Richard Washington, UCLA	32	644	20.1
1976-77	Greg Ballard, ORE	29	629	21.7
1977-78	Cliff Robinson, USC	24	442	18.4
1978-79	David Greenwood, UCLA	30	596	19.9
1979-80	Don Collins, WSU	28	647	23.1

YEAR	PLAYER	G	PTS	AVG
1980-81	Steve Johnson, OSU	28	589	21.0
1981-82	Mark McNamara, CAL	27	593	22.0
1982-83	Byron Scott, ASU	33	713	21.6
1983-84	Keith Jones, STAN	31	619	20.0
1984-85	A.C. Green, OSU	31	591	19.1
1985-86	Reggie Miller, UCLA	29	750	25.9
1986-87	Jose Ortiz, OSU	30	668	22.3
1987-88	Anthony Taylor, ORE	26	555	21.3
1988-89	Sean Elliott, ARIZ	33	735	22.3
1989-90	Gary Payton, OSU	29	746	25.7
1990-91	Terrell Brandon, ORE	28	745	26.6
1991-92	Harold Miner, USC	30	789	26.3
1992-93	Chris Mills, ARIZ	28	570	20.4
1993-94	Lamond Murray, CAL	30	729	24.3
1994-95	Damon Stoudamire, ARIZ	30	684	22.8
1995-96	Shareef Abdur-Rahim, CAL	28	590	21.1
1996-97	Ed Gray, CAL	26	644	24.8
1997-98	Jeremy Veal, ASU	32	666	20.8
1998-99	Jason Terry, ARIZ	29	635	21.9
1999-00	Eddie House, ASU	32	736	23.0
2000-01	Sean Lampley, CAL	31	605	19.5
2001-02	Casey Jacobsen, STAN	30	658	21.9
2002-03	Joe Shipp, CAL	31	632	20.4
2003-04	Ike Diogu, ASU	27	615	22.8
2004-05	Ike Diogu, ASU	32	724	22.6
2005-06	Leon Powe, CAL	27	553	20.5
2006-07	Aaron Brooks, ORE	35	621	17.7
2007-08	Ryan Anderson, CAL	33	697	21.1
2008-09	James Harden, ASU	35	704	20.1
2009-10	Landry Fields, STAN	32	704	22.0
2010-11	Klay Thompson, WSU	34	733	21.6
2011-12	Brock Motum, WSU	34	613	18.0
2012-13	Brock Motum, WSU	32	597	18.7
2013-14	Roberto Nelson, OSU	32	663	20.7
2014-15	Joseph Young, ORE	36	745	20.7

Champion based on total conference points, 1927-28 - 1958-59; scoring average in conference games, 1959-60 - 1973-74; scoring average in all games, 1974-75 - Present.

REBOUNDING

YEAR	PLAYER	G	REB	AVG
1959-60	Darrall Imhoff, CAL	12	148	12.3
1960-61	Bill McClintock, CAL	12	145	12.1
1961-62	Bill Hanson, WASH	12	132	12.0
1962-63	Tom Dose, STAN	12	137	11.4
1963-64	Ted Werner, WSU	15	196	13.1
1964-65	Ted Werner, WSU	14	183	13.1
1965-66	Jim McKean, WSU	14	156	11.1
1966-67	Low Alcindor, UCLA	14	197	14.1
1967-68	Low Alcindor, UCLA	13	212	16.3
1968-69	Low Alcindor, UCLA	14	191	13.6
1969-70	Sidney Wicks, UCLA	14	181	12.9
1970-71	Steve Hawes, WASH	14	211	15.1
1971-72	Bill Walton, UCLA	14	239	17.1
1972-73	Bill Walton, UCLA	14	228	16.3
1973-74	Bill Walton, UCLA	12	172	14.4
1974-75	Rich Kelley, STAN	26	300	11.5
1975-76	Ed Schweitzer, STAN	27	302	11.2
1976-77	Marques Johnson, UCLA	27	301	11.1
1977-78	David Greenwood, UCLA	28	319	11.4
1978-79	Cliff Robinson, USC	21	243	11.6
1979-80	Kimberly Belton, STAN	26	255	9.8
1980-81	Mark McNamara, CAL	26	272	10.5
1981-82	Mark McNamara, CAL	27	341	12.6
1982-83	A.C. Green, OSU	31	235	7.6
1983-84	Pete Williams, ARIZ	28	278	9.9
1984-85	A.C. Green, OSU	31	286	9.2
1985-86	Jerry Adams, ORE	28	289	10.3
1986-87	Dwayne Scholten, WSU	28	257	9.2
1987-88	Trevor Wilson, UCLA	30	281	9.4
1988-89	Trevor Wilson, UCLA	31	269	8.7
1989-90	Adam Keefe, STAN	30	272	9.1
	Trevor Wilson, UCLA	33	299	9.1
1990-91	Adam Keefe, STAN	33	313	9.5
1991-92	Adam Keefe, STAN	29	355	12.2
1992-93	Lester Neal, ASU	28	252	9.0
1993-94	Ed O'Bannon, UCLA	28	245	8.8
1994-95	Jaha Wilson, USC	28	284	10.1
1995-96	Mark Hendrickson, WSU	23	219	9.5
1996-97	Tim Young, STAN	30	253	8.4
1997-98	Carlos Daniel, WSU	28	282	10.1
1998-99	Todd MacCulloch, WASH	29	345	11.9
1999-00	Mark Madsen, STAN	23	214	9.3
2000-01	Awvee Storey, ASU	29	263	9.1
2001-02	Curtis Borchardt, STAN	29	332	11.4
2002-03	Philip Ricci, OSU	28	230	8.2
2003-04	Leon Powe, CAL	27	256	9.5
2004-05	Ike Diogu, ASU	32	312	9.8
2005-06	Leon Powe, CAL	27	273	10.1
2006-07	Jon Brockman, WASH	32	307	9.6
2007-08	Jon Brockman, WASH	32	370	11.6
2008-09	Jon Brockman, WASH	34	391	11.5
2009-10	Nikola Vucevic, USC	30	283	9.4
2010-11	Nikola Vucevic, USC	34	350	10.3
2011-12	André Roberson, COLO	36	401	11.1
2012-13	André Roberson, COLO	31	347	11.2
2013-14	Richard Solomon, CAL	30	307	10.2
2014-15	Josh Hawkinson, WSU	31	334	10.8

FIELD GOAL PERCENTAGE

YEAR	PLAYER	G	FG-FGA	PCT
1959-60	Bill Hanson, WASH	12	68-121	.562
1960-61	Ed Corell, WASH	12	50-99	.505
1961-62	Pete Blackman, UCLA	12	53-95	.558
1962-63	Charlie Hart, WASH	12	31-64	.484
1963-64	Jack Hirsch, UCLA	15	83-153	.542
1964-65	Ed Fredenberg, OSU	14	36-66	.545
1965-66	Jack Gilbert, STAN	14	35-58	.603
1966-67	Rich Baker, STAN	14	52-80	.650
1967-68	Low Alcindor, UCLA	13	144-221	.652
	Vic Bartolome, OSU	14	86-132	.652
1968-69	Low Alcindor, UCLA	14	128-203	.631
1969-70	Vic Bartolome, OSU	14	103-177	.582
1970-71	Neal Jurgenson, OSU	14	52-98	.531
1971-72	Bill Walton, UCLA	14	130-200	.650
1972-73	Bill Walton, UCLA	14	119-199	.598
1973-74	Bill Walton, UCLA	12	93-134	.694
1974-75	Lars Hansen, WASH	25	106-171	.596
1975-76	Paul Miller, OSU	27	99-169	.586
1976-77	Steve Johnson, OSU	28	159-267	.596
1977-78	Bill McShane, OSU	26	67-120	.558
1978-79	Steve Johnson, OSU	27	197-298	.661
1979-80	Steve Johnson, OSU	30	211-297	.710•
1980-81	Steve Johnson, OSU	28	235-315	.746•
1981-82	Mark McNamara, CAL	27	231-329	.702•
1982-83	Johnny Rodgers, STAN	28	120-204	.588
1983-84	A.C. Green, OSU	23	134-204	.657
1984-85	Pete Williams, ARIZ	31	145-239	.607
1985-86	Reggie Miller, UCLA	29	274-493	.556
1986-87	Chris Welp, WASH	35	281-473	.594
1987-88	Howard Wright, STAN	33	196-315	.622
1988-89	Trent Edwards, ASU	28	208-330	.630
1989-90	Adam Keefe, STAN	30	210-335	.627
1990-91	Brian Williams, ARIZ	35	195-315	.619
	Richard Lucas, ORE	28	169-272	.619
1991-92	Scott Haskin, OSU	31	226-369	.612
1992-93	Alfred Grigsby, CAL	29	116-194	.598
1993-94	Fred Ferguson, WSU	31	134-203	.660
1994-95	Mark Hendrickson, WSU	30	183-292	.627
1995-96	Jelani McCoy, UCLA	31	138-204	.676
1996-97	Jelani McCoy, UCLA	32	152-201	.756
1997-98	Todd MacCulloch, WASH	30	225-346	.650•
1998-99	Todd MacCulloch, WASH	29	210-317	.662•
1999-00	Mark Madsen, STAN	23	108-184	.587
2000-01	Solomon Hughes, CAL	31	107-170	.629
2001-02	Channing Frye, ARIZ	34	122-205	.595
2002-03	Andre Patterson, UCLA	24	76-125	.608
2003-04	Jeff McMillan, USC	28	119-189	.630
2004-05	Ike Diogu, ASU	32	229-398	.575
2005-06	Luc Richard Mbah a Moute, UCLA	39	134-249	.538
2006-07	Taj Gibson, USC	37	174-312	.558
2007-08	Jordan Hill, ARIZ	34	184-297	.620
2008-09	Jeff Pendergraph, ASU	35	198-300	.660•
2009-10	Eric Boateng, ASU	33	117-176	.665
2010-11	Brock Motum, WSU	35	106-177	.599
2011-12	Devon Collier, OSU	36	176-286	.615
2012-13	Arsalan Kazemi, ORE	35	113-190	.595
2013-14	Devon Collier, OSU	30	143-236	.606
2014-15	Jakob Poeltl, UTAH	34	128-188	.681

FREE THROW PERCENTAGE

YEAR	PLAYER	G	FT-FTA	PCT
1959-60	Gary Cunningham, UCLA	10	28-28	1.000
1960-61	Earl Schultz, CAL	12	45-53	.849
1961-62	Darrell Sutherland, STAN	12	37-45	.822
1962-63	Dick Smith, CAL	12	34-42	.810
1963-64	Tom Dose, STAN	15	71-86	.826
1964-65	Jim Jarvis, OSU	14	62-72	.861
1965-66	John Block, USC	14	125-148	.844
1966-67	Charlie Perkins, CAL	14	67-79	.848
1967-68	John Pinkstaff, ORE	14	49-58	.845
1968-69	Blaine Ellis, WSU	14	37-43	.860
1969-70	Gary Freeman, OSU	12	36-43	.837
1970-71	Bill Drozdiak, ORE	14	50-58	.862
1971-72	Dan Anderson, USC	14	40-45	.889
1972-73	Steve Ericksen, OSU	14	21-23	.913
1973-74	Dan Anderson, USC	14	41-46	.891
1974-75	Rich Kelley, STAN	26	144-173	.832
1975-76	Rocky Smith, OSU	27	144-174	.824
1976-77	Greg Ballard, ORE	29	153-179	.856
1977-78	Don Vaughn, WASH	26	52-58	.896
1978-79	Rob Closs, ORE	27	81-93	.871
1979-80	Joe Nehls, ARIZ	27	108-122	.885
1980-81	Rod Foster, UCLA	25	60-66	.909
1981-82	Rod Foster, UCLA	27	95-100	.950•
1982-83	Michael Holton, UCLA	29	64-75	.853
1983-84	Chris Beasley, ASU	28	112-128	.875
1984-85	Novian Whitsitt, STAN	28	68-80	.850
1985-86	Steve Kerr, ARIZ	32	71-79	.899
1986-87	Terry Taylor, STAN	28	56-66	.848
1987-88	Todd Lichti, STAN	33	174-198	.879
1988-89	Alex Austin, ASU	28	69-80	.863
1989-90	Eldridge Recasner, WASH	26	99-112	.884
1990-91	Kevin Mixon, ORE	28	60-65	.923
1991-92	Don MacLean, UCLA	32	197-214	.921•
1992-93	Mark Pope, WASH	27	112-130	.862
1993-94	Dylan Rigdon, ARIZ	34	82-92	.891
1994-95	Dion Cross, STAN	29	91-110	.827
1995-96	Dion Cross, STAN	29	81-88	.920
1996-97	Kris Johnson, UCLA	31	96-115	.835
1997-98	Arthur Lee, STAN	35	164-185	.886
1998-99	Arthur Lee, STAN	33	140-158	.886
1999-00	Ryan Mendez, STAN	31	63-72	.875
	David Mosley, STAN	31	63-72	.875
2000-01	Ryan Mendez, STAN	34	94-101	.931
2001-02	Salim Stoudamire, ARIZ	34	103-114	.904
2002-03	Luke Ridnour, ORE	33	162-184	.880
	Jason Kapono, UCLA	29	81-92	.880
2003-04	Chris Hernandez, STAN	30	96-105	.914
2004-05	Salim Stoudamire, ARIZ	36	122-134	.910
2005-06	Chris Hernandez, STAN	30	109-121	.901
2006-07	Tajuan Porter, ORE	35	80-88	.909
2007-08	Darren Collison, UCLA	33	102-117	.872
2008-09	Darren Collison, UCLA	35	113-126	.897
2009-10	Jerome Randle, CAL	35	139-149	.933
2010-11	E.J. Singler, ORE	39	104-122	.852
2011-12	E.J. Singler, ORE	34	110-121	.909
2012-13	Mark Lyons, ARIZ	35	125-146	.856
2013-14	Joseph Young, ORE	34	155-176	.881
2014-15	Joseph Young, ORE	36	124-134	.925

THREE-POINT FIELD GOAL PERCENTAGE

YEAR	PLAYER	G	3P-3PA	PCT
1986-87	Terry Taylor, STAN	28	40-82	.488
1987-88	Steve Kerr, ARIZ	38	114-199	.573
1988-89	Matt Anderson, ASU	28	41-80	.513
1989-90	Keith Smith, CAL	32	42-91	.462
1990-91	Billy Dreher, CAL	28	56-112	.500
1991-92	Tracy Murray, UCLA	33	78-156	.500
1992-93	Chris Mills, ARIZ	28	56-116	.483
1993-94	Isaac Fontaine, WSU	31	31-69	.449
1994-95	Dion Cross, STAN	29	82-171	.480
1995-96	Isaac Fontaine, WSU	29	66-136	.485
1996-97	Blake Pengelly, WSU	30	36-74	.486
1997-98	Ryan Mendez, STAN	34	45-95	.474
1998-99	Donald Watts, WASH	25	32-64	.500
1999-00	Jason Kapono, UCLA	33	82-173	.474
2000-01	Michael McDonald, STAN	34	56-109	.514
2001-02	Grant Leep, WASH	29	39-74	.527
2002-03	Thomas Kelati, WSU	27	62-136	.456
2003-04	Chris Hernandez, STAN	30	46-100	.460
2004-05	Salim Stoudamire, ARIZ	36	120-238	.504•
2005-06	Sasa Cuic, OSU	30	36-73	.493
2006-07	Darren Collison, UCLA	35	51-114	.447
2007-08	Darren Collison, UCLA	33	53-101	.525
2008-09	Michael Roll, UCLA	35	51-99	.515
2009-10	Theo Robertson, CAL	29	48-106	.453
2010-11	Derrick Williams, ARIZ	38	42-74	.568
2011-12	Brendon Lavender, ARIZ	35	55-113	.487
2012-13	John Gage, STAN	34	45-101	.446
2013-14	Jason Calliste, ORE	34	65-129	.504
2014-15	Jordan Mathews, CAL	33	70-158	.443

ASSISTS AVERAGE

YEAR	PLAYER	G	A	AVG
1974-75	Chester Dorsey, WASH	25	139	5.6
1975-76	Ron Lee, ORE	30	184	6.1
1976-77	George Tucker, OSU	29	186	6.4
1977-78	Roy Hamilton, UCLA	28	167	6.0
1978-79	Russell Brown, ARIZ	27	247	9.2
1979-80	Russell Brown, ARIZ	27	200	7.4
1980-81	Russell Brown, ARIZ	27	166	6.1
1981-82	Lester Conner, OSU	30	153	5.1
1982-83	Ralph Jackson, UCLA	29	148	5.1
1983-84	Ralph Jackson, UCLA	28	159	5.7
1984-85	Larry Friend, USC	29	176	6.1
1985-86	Pooh Richardson, UCLA	29	179	6.2
1986-87	Gary Payton, OSU	30	229	7.6
1987-88	Gary Payton, OSU	31	230	7.4
1988-89	Gary Payton, OSU	30	244	8.1
1989-90	Gary Payton, OSU	29	235	8.1
1990-91	Darrick Martin, UCLA	32	217	6.8
1991-92	Marcus Lollie, STAN	29	189	6.5
1992-93	Jason Kidd, CAL	29	222	7.7
1993-94	Jason Kidd, CAL	30	272	9.07•
1994-95	Damon Stoudamire, ARIZ	30	220	7.3
1995-96	Brevin Knight, STAN	29	212	7.3
1996-97	Brevin Knight, STAN	30	234	7.8•
1997-98	Ahlon Lewis, ASU	32	294	9.2•
1998-99	Jason Terry, ARIZ	29	159	5.5
1999-00	Brandon Granville, USC	30	248	8.3
2000-01	Brandon Granville, USC	34	207	6.1
2001-02	Luke Walton, ARIZ	31	194	6.3
2002-03	Luke Ridnour, ORE	33	218	6.6
2003-04	Cedric Bozeman, UCLA	28	155	5.5
2004-05	Will Conroy, WASH	34	219	6.4
2005-06	Jordan Farmar, UCLA	37	189	5.1
2006-07	Mustafa Shkur, ARIZ	31	215	6.9
2007-08	Mitch Johnson, STAN	36	188	5.2
2008-09	Jerome Randle, CAL	33	165	5.0
2009-10	Derek Glasser, ASU	33	158	4.8
2010-11	Isaiah Thomas, WASH	35	213	6.1
2011-12	Reggie Moore, WSU	37	193	5.2
2012-13	Larry Drew II, UCLA	35	256	7.3
2013-14	Kyle Anderson, UCLA	36	233	6.5
2014-15	T.J. McConnell, ARIZ	38	238	6.3

• - Led NCAA

All statistics based on Conference games only prior to 1974-75.

BLOCKED SHOTS AVERAGE

YEAR	PLAYER	G	BL	AVG
1977-78	James Donaldson, WSU	27	82	3.0
1978-79	James Donaldson, WSU	26	76	2.9
1979-80	Stuart House, WSU	28	69	2.5
1980-81	Alton Lister, ASU	26	49	1.9
1981-82	Ken Johnson, USC	28	43	1.5
1982-83	Gerry Wright, USC	24	40	1.7
1983-84	Blair Rasmussen, ORE	29	42	1.4
1984-85	Jon Taylor, ASU	25	42	1.8
1985-86	Chris Welp, WASH	31	67	2.2
1986-87	Anthony Cook, ARIZ	30	69	2.3
1987-88	Anthony Cook, ARIZ	38	75	2.0
1988-89	Anthony Cook, ARIZ	33	84	2.5
1989-90	Ed Stokes, ARIZ	29	49	1.7
1990-91	Keith Owens, UCLA	32	61	1.9
1991-92	Scott Haskin, OSU	31	68	2.2
1992-93	Scott Haskin, OSU	27	51	1.9
1993-94	Michael Stewart, CAL	30	59	2.0
1994-95	Mario Bennett, ASU	33	115	3.5
1995-96	Jelani McCoy, UCLA	31	102	3.3
1996-97	Rodger Farrington, ASU	27	113	4.2
1997-98	Mike Batiste, ASU	32	51	1.6
1998-99	Todd MacCulloch, WASH	29	47	1.6
1999-00	Loren Woods, ARIZ	26	102	3.9
2000-01	Loren Woods, ARIZ	29	84	2.9
2001-02	Curtis Borchardt, STAN	29	83	2.9
2002-03	Tommy Smith, ASU	32	69	2.16
2003-04	Channing Frye, ARIZ	30	63	2.10
2004-05	Ike Diogu, ASU	32	75	2.34
2005-06	Nick DeWitz, OSU	28	59	2.11
2006-07	Robin Lopez, STAN	31	73	2.35
2007-08	Taj Gibson, USC	33	84	2.55
2008-09	Taj Gibson, USC	35	100	2.90
2009-10	DeAngelo Casto, WSU	31	67	2.16
2010-11	Tyler Honeycutt, UCLA	33	68	2.06
2011-12	Eric Moreland, OSU	36	69	1.92
2012-13	Jordan Bachynski, ASU	35	120	3.43
2013-14	Jordan Bachynski, ASU	33	133	4.03•
2014-15	Jordan Bell, ORE	35	94	2.7

STEALS AVERAGE

YEAR	PLAYER	G	ST	AVG
1978-79	Don Collins, WSU	27	71	2.6
1979-80	Don Collins, WSU	28	76	2.7
1980-81	Lafayette Lever, ASU	28	74	2.6
1981-82	Lester Conner, OSU	30	91	3.0
1982-83	Craig Ehlo, WSU	30	59	2.0
1983-84	Keith Morrison, WSU	28	48	1.7
1984-85	Keith Morrison, WSU	28	56	2.0
	Keith Ramee, STAN	28	56	2.0
1985-86	Keith Morrison, WSU	30	60	2.0
	Darryl Flowers, OSU	27	55	2.0
1986-87	Derrick Dowell, USC	28	62	2.2
1987-88	Gary Payton, OSU	31	72	2.3
1988-89	Gary Payton, OSU	30	91	3.0
1989-90	Gary Payton, OSU	29	100	3.4
1990-91	Terrell Brandon, ORE	28	63	2.3
1991-92	Stevin Smith, ASU	30	66	2.2
1992-93	Jason Kidd, CAL	29	110	3.8•
1993-94	Jason Kidd, CAL	30	94	3.1
1994-95	Brevin Knight, STAN	28	78	2.8
1995-96	Jason Hamilton, WASH	28	59	2.1
1996-97	Brevin Knight, STAN	30	83	2.8
1997-98	Baron Davis, UCLA	32	77	2.4
1998-99	Jason Terry, ARIZ	29	80	2.8
1999-00	Jeff Trepagnier, USC	29	94	3.2
2000-01	Earl Watson, UCLA	32	62	1.9
2001-02	Errick Craven, USC	32	68	2.1
2002-03	Errick Craven, USC	29	73	2.5
2003-04	Errick Craven, USC	27	62	2.3
2004-05	Gabriel Pruitt, USC	29	56	1.9
2005-06	Hassan Adams, ARIZ	31	82	2.7
2006-07	Darren Collison, UCLA	35	78	2.2
2007-08	James Harden, ASU	34	73	2.2
2008-09	James Harden, ASU	35	59	1.7
2009-10	Seth Tarver, OSU	32	70	2.2
2010-11	Jared Cunningham, OSU	30	85	2.8
2011-12	Jared Cunningham, OSU	36	91	2.5
2012-13	Jordan Adams, UCLA	33	73	2.2
2013-14	Jordan Adams, UCLA	36	95	2.6
2014-15	Gary Payton II, OSU	31	95	3.1

MOST POINTS

Season	3234	ARIZ, 1988 (38 games)
Game	149	UCLA vs. Loyola Marymount (98), Dec. 2, 1990
Conf. Game	127	ARIZ vs. ASU (99), Jan. 15, 1998
Both Teams, Game	247	UCLA (149) vs. Loyola Marymount (98), Dec. 2, 1990
Losing Team, Game	111	WSU vs. ARIZ (115), Mar. 2, 1995 (2 OT)

HIGHEST SCORING AVERAGE

Season	94.6	UCLA, 1972
---------------	------	------------

LARGEST SCORING MARGIN

*Season	30.3	UCLA, 1972 (94.6 offense, 64.3 defense)
Game	100	CAL (108) vs. Pomona Am. Legion (8), 1922
Conf. Game	55	ARIZ (116) vs. WASH (61), Dec. 20, 1988

MOST FIELD GOALS

Season	1161	UCLA, 1968 (30 games)
Game	58	UCLA vs. Loyola Marymount, Dec. 2, 1990

MOST FIELD GOAL ATTEMPTS

Season	2349	ARIZ, 1998
Game	109	ORE vs. Idaho, Feb. 14, 1947

HIGHEST FIELD GOAL PERCENTAGE

Season	.564	OSU, 1981 (862-of-1528)
Game	.769	STAN vs. ORE, Jan. 8, 1983 (30-of-39)

MOST THREE-POINT FIELD GOALS

Season	350	ORE, 2007
Game	20	USC vs. OSU, Jan. 29, 2000

MOST THREE-POINT FIELD GOAL ATTEMPTS

Season	897	ORE, 2007
Game	51	ASU at Brigham Young, Dec. 1, 1992

HIGHEST THREE-POINT FIELD GOAL PERCENTAGE

Season	.483	ARIZ, 1988 (254-of-526)
Game (min 3 att.)	1.000	ASU vs. Manhattan, Dec. 28, 1986 (3-of-3)
	1.000	WASH vs. WSU, Jan. 11, 1992 (3-of-3)

MOST FREE THROWS

Season	686	ARIZ, 1988
Game	47	UCLA vs. USC, Mar. 10, 1956

MOST FREE THROW ATTEMPTS

Season	971	ORE, 1953
Game	63	USC vs. Idaho, 1957
	63	OSU vs. ASU, Feb. 28, 1983

HIGHEST FREE THROW PERCENTAGE

Season	.786	ARIZ, 2004 (511-of-650)
Game (min 15 att.)	1.000	WSU vs. ORE, Jan. 17, 2009 (28-of-28)

REBOUNDS

Season	1670	UCLA, 1964 (30 games)
Game	86	CAL vs. Oklahoma City, Jan. 3, 1972

HIGHEST REBOUNDING AVERAGE

Season	55.7	UCLA, 1964
---------------	------	------------

DEFENSIVE FIELD GOAL PERCENTAGE

Season	.352	STAN, 2000
---------------	------	------------

ASSISTS

Season	673	UCLA, 1974
Game	41	OSU vs. Texas-Wesleyan, Dec. 1, 1978

STEALS

Season	358	ARIZ, 1997
Game	27	OSU vs. Hawaii-Hilo, Dec. 22, 1985

BLOCKED SHOTS

Season	199	UCLA, 2011
Game	19	STAN vs. USC, Jan. 25, 2007

MOST CONSECUTIVE VICTORIES

*All Games	88	UCLA, 1971-74
*Regular Season	76	UCLA, 1971-74
Pac-12 Games	50	UCLA, 1971-74
*NCAA Tourney	38	UCLA, 1964-74 (10 Tournaments)

MOST CHAMPIONSHIPS

*NCAA	11	UCLA, 1964-65, 1967-73, 75, 95
*Consec. NCAA	7	UCLA, 1967-73
Conference	30	UCLA
*Consec. Conf.	13	UCLA, 1967-79
Pac-12 Tournament	5	ARIZ, 1988-90, 2002, 2015
Consec. Conf. Tourn.	4	ARIZ, 1988-90, 2002

WINS AND LOSSES

Win Pct., All Games	1.000	UCLA, 1964 (30-0)
	1.000	UCLA, 1972 (30-0)
	1.000	UCLA, 1973 (30-0)
	1.000	CAL, 1926 (14-0)
	1.000	CAL, 1927 (13-0)
Wins, Season	35	ARIZ, 1988
*Consec. Win Seasons	54	UCLA, 1949-2002
*25-Win Ssns., Consec.	10	UCLA, 1967-76
20-Win Ssns., Consec.	20	ARIZ, 1988-2007
Wins, Conf. Season	17	OSU, 1981
	17	ARIZ, 1988, '89, '93, '98, '03
	17	STAN, 2004
Losses, Season	27	WSU, 1953
Losses, Conf. Season	18	OSU, 2008
Consec. Conf. Losses	30	UCLA, 1937-40

CONSECUTIVE VICTORIES vs. ONE OPPONENT

52	UCLA vs. CAL, 1961-85
----	-----------------------

CONSECUTIVE HOME VICTORIES vs. ONE OPPONENT

46	UCLA vs. WSU, 1950-2004
----	-------------------------

ATTENDANCE

Largest, Pac-12 venue	15,517	UCLA at USC (LA Sports Arena), Feb. 27, 1992
Avg., Pac-12 venue	14,591	ARIZ 2015
Pac-12 Overall Avg.	8,723	2008 (1,491,696 fans/171 games)
	8,388	2000 (1,258,249 fans/150 games)
	8,340	2009 (1,442,792 fans/173 games)
	8,337	2005 (1,225,525 fans/147 games)
	8,279	2007 (1,415,697 fans/171 games)
	8,157	2004 (1,182,772 fans/145 games)
	8,088	1996 (1,100,028 fans/136 games)

* - NCAA record as of 2014 NCAA Records Book

MOST POINTS

Career	2608	Don MacLean, UCLA, 1989-92 (128 games)
Conf. Career	1486	Don MacLean, UCLA, 1989-92
Season	870	Lew Alcindor, UCLA, 1967 (30 games)
Conf. Season	500	Reggie Miller, UCLA, 1986 (18 games)
Game	61	Lew Alcindor, UCLA vs. WSU, Feb. 25, 1967
	61	Eddie House, ASU vs. CAL, Jan. 8, 2000

HIGHEST SCORING AVERAGE

Career	26.4	Lew Alcindor, UCLA, 1967-69
Conf. Career	25.6	Lew Alcindor, UCLA, 1967-69
Season	29.0	Lew Alcindor, UCLA, 1967
Conf. Season	27.8	Reggie Miller, UCLA, 1986

MOST FIELD GOALS

Career	943	Lew Alcindor, UCLA, 1967-69 (88 games)
	943	Don MacLean, UCLA, 1989-92 (128 games)
Season	346	Lew Alcindor, UCLA, 1967 (30 games)
Game	26	Lew Alcindor, UCLA vs. WSU, Feb. 25, 1967

MOST FIELD GOAL ATTEMPTS

Career	1776	Don MacLean, UCLA, 1989-92 (128 games)
Season	626	Ron Tomsic, STAN, 1953 (27 games)
Game	38	Gary Payton, OSU vs. USC, Feb. 22, 1990

HIGHEST FIELD GOAL PERCENTAGE

*Career	.678	Steve Johnson, OSU, 1977-81 (828-1222)
*Season	.746	Steve Johnson, OSU, 1981 (235-315) (NCAA Min. 5 made per game)
	.756	Jelani McCoy, UCLA, 1997 (152-201) (Pac-10 Min. 4 made per game)
Game (min 10 att.)	1.000	Steve Johnson, OSU vs. Hawaii-Hilo, Dec. 5, 1979 (13-13)
Conf. Game	1.000	Eric Boateng, ASU vs. STAN, Feb. 25, 2010 (11-11)
	1.000	Bryce Taylor, ORE vs. USC, Mar. 10, 2007 (11-11)
	1.000	Tommy Smith, ASU vs. WASH, Feb. 10, 2001 (11-11)
	1.000	Marques Johnson, UCLA vs. CAL, Feb. 27, 1976 (11-11)
	1.000	Five players tied (10-10)

MOST THREE-POINT FIELD GOALS

Career	342	Salim Stoudamire, ARIZ, 2002-05
Season	120	Salim Stoudamire, ARIZ, 2005
Game	10	Tajuan Porter, ORE vs. Portland St., Nov. 12, 2006
	10	Stevin Smith, ASU vs. ORE, Jan. 30, 1993
	10	Stevin Smith, ASU vs. OSU, Jan. 27, 1994
Consecutive	12	Brian Wright, WSU vs. OSU (4), ORE (8), Feb. 18-21, 1988

MOST THREE-POINT FIELD GOAL ATTEMPTS

Career	891	Stevin Smith, ASU, 1991-94
Season	300	Stevin Smith, ASU, 1993
Game	19	Anthony Pendleton, USC vs. STAN, Mar. 2, 1989 (8/19)

HIGHEST THREE-POINT FIELD GOAL PERCENTAGE

Career	.477	Todd Lichti, STAN, 1986-89 (112-235) (Min. 2 seasons)
*Season	.573	Steve Kerr, ARIZ, 1988 (114-199) (Min. 100 made per season)
Game (min 5 att.)	1.000	Maurice Jones, USC vs. South Carolina, Nov. 26, 2011 (7-7)
	1.000	Bryce Taylor, ORE vs. USC, Mar. 10, 2007 (7-7)
	1.000	Jawann McClellan, ARIZ vs. New Mexico St., Nov. 19, 2006 (7-7)
	1.000	Dion Cross, STAN vs. ARIZ, Mar. 7, 1996 (7-7)
	1.000	Two players tied (6-6)
	1.000	15 players tied (5-5)

* - NCAA record as of 2014 NCAA Records Book

MOST FREE THROWS

Career	711	Don MacLean, UCLA, 1989-92
Season	248	Ike Diogu, ASU, 2005
Game	23	Bryan Rison, WSU vs. ORE, Feb. 14, 1980
Consec., All Games	62	Luke Ridnour, ORE, 2003
Consec., Conf. Games	62	Luke Ridnour, Jan. 4 - Feb. 22, 2003

MOST FREE THROW ATTEMPTS

Career	886	Adam Keefe, STAN, 1989-92
Season	328	Swede Halbrook, OSU, 1954
Game	28	Swede Halbrook, OSU vs. Idaho, Jan. 22, 1954 (made 13)

HIGHEST FREE THROW PERCENTAGE

Career	.900	Joseph Young, ORE, 2014-15 (279-310)
Season	.950	Rod Foster, UCLA, 1982 (95-100)
Game (min 10 att.)	1.000	John Block, USC vs. WASH, Feb. 11, 1966 (21-21)

MOST REBOUNDS

Career	1375	Mel Counts, OSU, 1962-64
Conf. Career	687	Bill Walton, UCLA, 1972-74
Season	506	Bill Walton, UCLA, 1973
Conf. Season	282	Jim Loscutt, ORE, 1955
Game	36	Swede Halbrook, OSU vs. Idaho, Feb. 15, 1955

HIGHEST REBOUNDING AVERAGE

Career	15.7	Bill Walton, UCLA, 1972-74
Conf. Career	16.4	Bill Walton, UCLA, 1972-74
Season	17.2	Jim Loscutt, ORE, 1955
Conf. Season	17.6	Jim Loscutt, ORE, 1955

MOST ASSISTS

Career	938	Gary Payton, OSU, 1987-90
Season	294	Ahlon Lewis, ASU, 1998
Game	19	Russell Brown, ARIZ vs. Grand Canyon, Dec. 8, 1979
Conf. Game	18	Jason Kidd, CAL vs. STAN, Jan. 20, 1993

HIGHEST ASSISTS AVERAGE

Career	8.4	Jason Kidd, CAL, 1993-94
Season	9.19	Ahlon Lewis, ASU, 1998 (294 in 32 games)

MOST STEALS

Career	321	Gary Payton, OSU, 1987-90
Season	110	Jason Kidd, CAL, 1993
Conf. Season	66	Jason Kidd, CAL, 1993
Game	11	Tyus Edney, UCLA vs. George Mason, Dec. 22, 1994
Conf. Game	9	Brevin Knight, STAN vs. USC, Feb. 23, '95
	9	Bennett Davison, ARIZ vs. STAN, Feb. 28, 1998

HIGHEST STEALS AVERAGE

Career	3.5	Jason Kidd, CAL, 1993-94
Season	3.8	Jason Kidd, CAL, 1993
Conf. Season	3.7	Jason Kidd, CAL, 1993

MOST BLOCKED SHOTS

Career	314	Jordan Bachynski, ASU, 2011-14
Season	133	Jordan Bachynski, ASU, 2014
*Game	14	Loren Woods, ARIZ vs. ORE, Feb. 3, 2000
Conf. Game	14	Loren Woods, ARIZ vs. ORE, Feb. 3, 2000

HIGHEST BLOCKED SHOTS AVERAGE

Career	3.4	Loren Woods, ARIZ, 2000-01
Season	4.2	Rodger Farrington, ASU, 1997

MOST PERSONAL FOULS

Career	470	Steve Johnson, OSU, 1977-81
Season	126	Steve Johnson, OSU, 1977

MOST MINUTES

Game	63.5	Gene Ransom, CAL vs. ORE, Feb. 10, 1977 (5 OT)
-------------	------	--

POINTS ALL GAMES (1,500-POINT CLUB)

1. 2608 Don MacLean, UCLA, 1989-92
2. 2555 Sean Elliott, ARIZ, 1986-89
3. 2375 Chasson Randle, STAN, 2012-15
4. 2336 Todd Lichti, STAN, 1986-89
5. 2325 Lew Alcindor, UCLA, 1967-69
6. 2319 Adam Keefe, STAN, 1989-92
7. 2172 Gary Payton, OSU, 1987-90
8. 2095 Reggie Miller, UCLA, 1984-87
- 2095 Jason Kapono, UCLA, 2000-03
10. 2085 Ron Lee, ORE, 1973-76
11. 2073 Chris Welp, WASH, 1984-87
12. 2048 Harold Miner, USC, 1990-92
13. 2044 Eddie House, ASU, 1997-2000
14. 2035 Steve Johnson, OSU, 1977-81
15. 2003 Isaac Fontaine, WSU, 1994-97
16. 1984 Jeremy Veal, ASU, 1995-98
- 1984 Jason Gardner, ARIZ, 2000-03
18. 1973 Mel Counts, OSU, 1962-64
19. 1970 Luke Jackson, ORE, 2001-2004
20. 1960 Salim Stoudamire, ARIZ, 2002-05
21. 1946 Ike Diogu, ASU, 2003-05
22. 1939 Anthony Taylor, ORE, 1984-88
23. 1925 Khalid Reeves, ARIZ, 1991-94
24. 1894 Steve Puidokas, WSU, 1974-77
25. 1880 C.J. Wilcox, WASH, 2011-14
26. 1849 Damon Stoudamire, ARIZ, 1992-95
27. 1846 Toby Bailey, UCLA, 1995-98
28. 1835 Jerome Randle, CAL, 2007-10
29. 1834 Ron Riley, ASU, 1993-96
30. 1829 Greg Ballard, ORE, 1973-77
31. 1818 Hassan Adams, ARIZ, 2003-06
32. 1815 Ed O'Bannon, UCLA, 1993-95
33. 1805 Jon Brockman, WASH, 2006-09
34. 1803 Tajuan Porter, ORE, 2007-10
35. 1801 J.R. Henderson, UCLA, 1995-98
36. 1798 Trevor Wilson, UCLA, 1987-90
37. 1792 Tracy Murray, UCLA, 1990-92
38. 1791 Michael Dickerson, ARIZ, 1995-98
39. 1789 Channing Frye, ARIZ, 2002-05
40. 1787 Quincy Pondexter, WASH, 2007-10
41. 1784 Charles O'Bannon, UCLA, 1994-97
42. 1776 Sean Lampley, CAL, 1998-2001
43. 1774 Bob Houbregs, WASH, 1951-53
44. 1767 Bill Walton, UCLA, 1972-74
45. 1756 Klay Thompson, WSU, 2009-11
46. 1745 Roberto Nelson, OSU, 2011-14
47. 1743 Todd MacCulloch, WASH, 1996-99
48. 1740 Askia Booker, COLO, 2012-15
49. 1734 Josh Shipp, UCLA, 2005-09
50. 1727 Ronnie Coleman, USC, 1988-91
51. 1723 Casey Jacobsen, STAN, 2000-02
52. 1721 Isaiah Thomas, WASH, 2009-11
- David Greenwood, UCLA, 1976-79
54. 1714 Brevin Knight, STAN, 1994-97
55. 1700 Eldridge Recasner, WASH, 1987-90
- 1700 Patrick Christopher, CAL, 2007-10
57. 1697 Chase Budinger, ARIZ, 2007-09
58. 1694 A.C. Green, OSU, 1982-85
59. 1690 Gail Goodrich, UCLA, 1963-65
60. 1688 Lamond Murray, CAL, 1992-94
61. 1674 Orlando Williams, ORE, 1992-95
62. 1673 Stevin Smith, ASU, 1991-94
63. 1666 Joe Shipp, CAL, 2000-03
64. 1664 Miles Simon, ARIZ, 1995-98
65. 1659 Marques Johnson, UCLA, 1974-77



Pac-12 Career Scoring Leader - Don MacLean, UCLA

66. 1657 Sam Clancy, USC, 1999-2002
67. 1655 Stan Love, ORE, 1968-71
- Kevin Johnson, CAL, 1984-87
69. 1654 Bob McKeen, CAL, 1952-55
70. 1644 Fredrick Jones, ORE, 1999-2002
71. 1642 Malik Hairston, ORE, 2005-08
72. 1639 Darren Collison, UCLA, 2006-09
73. 1638 Kenny Fields, UCLA, 1981-84
74. 1635 Dion Cross, STAN, 1993-96
75. 1619 Chris Mills, ARIZ, 1991-93
76. 1615 Kimberly Belton, STAN, 1977-80
77. 1608 Leonard Taylor, CAL, 1985-89
78. 1606 Desmon Farmer, USC, 2001-04
79. 1599 Howard Wright, STAN, 1985-89
80. 1592 John Revelli, STAN, 1980-84
81. 1591 Tim Young, STAN, 1995-99
82. 1590 Anthony Cook, ARIZ, 1986-89
83. 1588 Jeff Pendergraph, ASU, 2006-09
84. 1575 Shon Tarver, UCLA, 1991-94
85. 1572 Byron Scott, ASU, 1979-83
86. 1566 Claude Terry, STAN, 1970-72
87. 1563 Don Collins, WSU, 1977-80
88. 1562 Anthony Brown, STAN, 2012-15
89. 1561 Charlie Sitton, OSU, 1981-84
90. 1554 Blair Rasmussen, ORE, 1981-85
91. 1549 Steve Beck, ASU, 1984-87
92. 1548 James Edwards, WASH, 1974-77
- DaVonté Lacy, WSU, 2012-15
93. 1546 E.J. Singler, ORE, 2010-13
94. 1540 Arron Afflalo, UCLA, 2005-07
95. 1537 Allen Crabbe, CAL, 2011-13
96. 1536 Brian Hendrick, CAL, 1990-93
97. 1530 Brock Motum, WSU, 2010-13
98. 1524 Wayne Carlander, USC, 1982-85
99. 1516 Steve Hawes, WASH, 1970-72
- Keith Jones, STAN, 1980-84
101. 1515 Tyus Edney, UCLA, 1992-95
102. 1510 Aaron Brooks, ORE, 2004-07
103. 1504 Louie Nelson, WASH, 1971-73

SCORING AVERAGE ALL GAMES

(Min. 2 seasons)

1. 26.4 Lew Alcindor, UCLA, 1967-69
2. 23.5 Harold Miner, USC, 1990-92
3. 22.2 Mel Counts, OSU, 1962-64
4. 22.2 Terrell Brandon, ORE, 1990-91
5. 20.7 Ike Diogu, ASU, 2003-05
6. 21.1 Swede Halbrook, OSU, 1954-55
- Stan Love, ORE, 1969-71
8. 20.8 Steve Hawes, WASH, 1970-72
9. 20.6 Claude Terry, STAN, 1970-72
10. 20.5 Don MacLean, UCLA, 1989-92

FIELD GOALS ALL GAMES

1. 943 Lew Alcindor, UCLA, 1967-69
- Don MacLean, UCLA, 1989-92
3. 896 Sean Elliott, ARIZ, 1986-89
4. 838 Ron Lee, ORE, 1973-76
5. 830 Adam Keefe, STAN, 1989-92
6. 829 Gary Payton, OSU, 1987-90
7. 828 Steve Johnson, OSU, 1977-81
8. 820 Chris Welp, WASH, 1984-87
- Todd Lichti, STAN, 1986-89
10. 769 Reggie Miller, UCLA, 1984-87

FIELD GOAL ATTEMPTS ALL GAMES

1. 2006 Ron Lee, ORE, 1973-76
2. 1794 Eddie House, ASU, 1997-2000
3. 1776 Don MacLean, UCLA, 1989-92
4. 1775 Chasson Randle, STAN, 2012-15
5. 1750 Sean Elliott, ARIZ, 1986-89
6. 1710 Gary Payton, OSU, 1987-90
7. 1675 Ron Riley, ASU, 1993-96
8. 1653 Mel Counts, OSU, 1962-64
9. 1597 Jeremy Veal, ASU, 1995-98
10. 1581 Bob McKeen, CAL, 1952-55

FIELD GOAL PERCENTAGE ALL GAMES

(Min. 2 seasons/3 made per game)

1. .694 Jelani McCoy, UCLA, 1996-98
(347-of-500)
2. .678 Steve Johnson, OSU, 1977-81
(828-of-1222)
3. .664 Todd MacCulloch, WASH, 1996-99
(702-of-1058)
4. .662 Mark McNamara, CAL, 1981-82
(413-of-624)
5. .651 Bill Walton, UCLA, 1972-74
(747-of-1147)
6. .639 Lew Alcindor, UCLA, 1967-69
(943-of-1476)
7. .642 Fred Ferguson, WSU, 1993-94
(172-of-268)
8. .613 Joseph Blair, ARIZ, 1993-1996
(470-of-767)
9. .608 Jason Collins, STAN, 1997-2001
(262-of-431)
10. .607 Vic Bartolome, OSU, 1968-70
(463-of-763)

POINTS

CONFERENCE GAMES (1,000-POINT CLUB)

- 1486 Don MacLean, UCLA, 1989-92
- 1340 Todd Lichti, STAN, 1986-89
- 1331 Sean Elliott, ARIZ, 1986-89
- 1330 Gary Payton, OSU, 1987-90
- 1305 Harold Miner, USC, 1990-92
- 1300 Adam Keefe, STAN, 1989-92
- 1234 Reggie Miller, UCLA, 1984-87
- 1219 Jason Kaponu, UCLA, 2000-03
- 1209 Jeremy Veal, ASU, 1995-98
- 1203 Chasson Randle, STAN, 2012-15
- 1199 Isaac Fontaine, WSU, 1994-97
- 1191 Anthony Taylor, ORE, 1985-88
- 1166 Salim Stoudamire, ARIZ, 2002-05
- 1156 Chris Welp, WASH, 1984-87
- 1143 Steve Johnson, OSU, 1977-81
- 1141 Ike Diogu, ASU, 2003-05
- 1137 Eddie House, ASU, 1997-2000
- 1127 Luke Jackson, ORE, 2001-04
- 1116 Orlando Williams, ORE, 1992-95
- 1113 Todd MacCulloch, WASH, 1996-99
- 1112 Damon Stoudamire, ARIZ, 1992-95
- 1107 Khalid Reeves, ARIZ, 1991-94
- 1103 Lamond Murray, CAL, 1992-94
- 1100 Ron Riley, ASU, 1993-96
- 1096 Steve Beck, ASU, 1984-87
- 1089 Ron Lee, ORE, 1973-76
- 1084 A.C. Green, OSU, 1982-85
- 1079 Eldridge Recasner, WASH, 1987-90
- 1072 Ronnie Coleman, USC, 1988-91
- 1068 Brevin Knight, STAN, 1994-97
- 1064 Kenny Fields, UCLA, 1981-84
- 1057 Blair Rasmussen, ORE, 1982-85
- 1055 Channing Frye, ARIZ, 2002-05
- 1054 David Greenwood, UCLA, 1976-79
- 1053 Kevin Johnson, CAL, 1984-87
- 1050 Lew Alcindor, UCLA, 1967-69
- 1042 Jason Gardner, ARIZ, 2000-03
- 1037 Quincy Pondexter, WASH, 2007-10
- 1033 Dion Cross, STAN, 1993-96
- 1030 Casey Jacobsen, STAN, 2000-02
- 1030 Stevin Smith, ASU, 1991-94
- 1028 Ed O'Bannon, UCLA, 1993-95
- 1026 Don Collins, WSU, 1977-80
- 1023 Sean Lampley, CAL, 1998-2001
- 1013 Charles O'Bannon, UCLA, 1994-97
- 1011 Kimberly Belton, STAN, 1977-80
- 1008 Toby Bailey, UCLA, 1995-98
- 1006 Roberto Nelson, OSU, 2011-14
- 1002 Tracy Murray, UCLA, 1990-92

SCORING AVERAGE CONFERENCE GAMES (Min. 2 seasons)

- 25.6 Lew Alcindor, UCLA, 1967-69
- 24.2 Harold Miner, USC, 1990-92
- 23.2 Terrell Brandon, ORE, 1990-91
- 22.2 Claude Terry, STAN, 1970-72
- 21.9 Stan Love, ORE, 1969-71
Don MacLean, UCLA, 1989-92
- 21.3 Steve Hawes, WASH, 1970-72
- 21.1 Ike Diogu, ASU, 2003-05
- 20.9 Ed Gray, CAL, 1996-97
- 20.5 Bill Walton, UCLA, 1972-74

3-POINT FIELD GOALS

ALL GAMES

- 345 Tajuan Porter, ORE, 2007-10
- 342 Salim Stoudamire, ARIZ, 2002-05
- 323 Stevin Smith, ASU, 1991-94
- 318 Jason Gardner, ARIZ, 2000-03
- 317 Jason Kaponu, UCLA, 2000-03
- 304 Chasson Randle, STAN, 2012-15
- 301 C.J. Wilcox, WASH, 2011-14
- 282 Orlando Williams, ORE, 1992-95
- 280 Rihards Kuksiks, ASU, 2008-11
- 273 Ty Abbott, ASU, 2008-11

3-POINT FIELD GOAL ATTEMPTS ALL GAMES

- 896 Tajuan Porter, ORE, 2007-10
- 891 Stevin Smith, ASU, 1991-94
- 875 Jason Gardner, ARIZ, 2000-03
- 831 Ron Riley, ASU, 1993-96
- 787 Chasson Randle, STAN, 2012-15
- 773 C.J. Wilcox, WASH, 2011-14
- 757 Ty Abbott, ASU, 2008-11
- 747 Salim Stoudamire, ARIZ, 2002-05
- 718 Orlando Williams, ORE, 1992-95
- 710 Jason Kaponu, UCLA, 2000-03

3-POINT FIELD GOAL PCT.

ALL GAMES

(Min. 100 made and two seasons)

- .477 Todd Lichti, STAN, 1986-89
(112-of-235)
- .463 Terry Taylor, STAN, 1986-89
(156-of-337)
- .458 Salim Stoudamire, ARIZ, 2002-05
(342-of-747)
- .457 Isaac Fontaine, WSU, 1994-97
(208-of-455)
- .446 Jason Kaponu, UCLA, 2000-02
(317-of-710)
- .440 Theo Robertson, CAL, 2006-10
(154-of-350)
- .437 Dion Cross, STAN, 1993-1996
(241-of-551)
- .435 Darren Collison, UCLA, 2006-09
(164-of-377)
- .431 Chris Hernandez, STAN, 2002-06
(198-of-459)
- .429 Kenny Amman, STAN, 1990-91
(105-of-245)

(Steve Kerr, ARIZ, redshirted during the first season of the three-pointer, 1986-87. In 1987-88, his senior year, he shot 57.3 percent (114-of-199) from that distance)

FREE THROWS ALL GAMES

- 711 Don MacLean, UCLA, 1989-92
- 671 Ike Diogu, ASU, 2003-05
- 652 Adam Keefe, STAN, 1990-92
- 625 Sean Elliott, ARIZ, 1986-89
- 591 Brevin Knight, STAN, 1994-97
- 584 Todd Lichti, STAN, 1986-89
- 551 Chasson Randle, STAN, 2012-15
- 543 Mel Counts, OSU, 1962-64
- 532 John Revelli, STAN, 1981-84
- 516 Jason Gardner, ARIZ, 2000-03

FREE THROW ATTEMPTS

ALL GAMES

- 886 Adam Keefe, STAN, 1989-92
- 854 Ike Diogu, ASU, 2003-05
- 827 Don MacLean, UCLA, 1989-92
- 786 Sean Elliott, ARIZ, 1986-89
- 741 Brevin Knight, STAN, 1994-97
- 726 John Revelli, STAN, 1981-84
- 702 J.R. Henderson, UCLA, 1995-98
- 699 Lew Alcindor, UCLA, 1967-69
- 695 Todd Lichti, STAN, 1986-89
- 693 Mel Counts, OSU, 1962-64

FREE THROW PERCENTAGE ALL GAMES

(Min. 2 seasons/2 made per game)

- .900 Joseph Young, ORE, 2014-15
(279-of-310)
- .881 Jerome Randle, CAL, 2007-10
(393-of-446)
- .880 Rod Foster, UCLA, 1980-83
(309-of-351)
- .871 Tajuan Porter, ORE, 2007-10
(290-of-333)
- .8699 Salim Stoudamire, ARIZ, 2002-05
(388-of-446)
- .8691 Ryan Mendez, STAN, 1998-01
(186-of-214)
- .868 Rob Closs, ORE, 1977-79
(145-of-167)
- .86698 Arthur Lee, STAN, 1996-99
(365-of-421)
- .86695 Curtis Allen, WASH, 2001-04
(202-of-233)
- .862 Chris Stephens, OSU, 2003-06
(224-of-260)

REBOUNDS

ALL GAMES

(750-REBOUND CLUB)

- 1375 Mel Counts, OSU, 1962-64
- 1370 Bill Walton, UCLA, 1972-74
- 1367 Lew Alcindor, UCLA, 1967-69
- 1283 Jon Brockman, WASH, 2006-09
- 1119 Adam Keefe, STAN, 1989-92
- 1114 Greg Ballard, ORE, 1974-77
- 1081 Tim Young, STAN, 1995-99
- 1067 Ron Riley, USC, 1970-72
- 1051 Doug Smart, WASH, 1957-59
- 1022 David Greenwood, UCLA, 1976-79
- 1019 Bob McKeen, CAL, 1951-55
- 1001 Trevor Wilson, UCLA, 1987-90
- 997 Doug McClary, WASH, 1951-53
- 995 Chris Welp, WASH, 1984-87
- 992 Steve Puidokas, WSU, 1974-77
Don MacLean, UCLA, 1989-92
- 975 Todd MacCulloch, WASH, 1996-99
975 Channing Frye, ARIZ, 2002-05
- 971 Bob Houbregs, WASH, 1951-53
- 955 Kimberly Belton, STAN, 1977-80
- 945 Steve Hawes, WASH, 1970-72
- 944 Rich Kelley, STAN, 1973-75
- 942 Jeff Pendergraph, ASU, 2006-09
- 940 Ansley Truitt, CAL, 1970-72
- 927 Mark Hendrickson, WSU, 1993-96
- 917 David Kravish, CAL, 2012-15
- 903 Maarty Leunen, ORE, 2005-08
- 900 Willie Naulls, UCLA, 1954-56

29.	898	Brian Hendrick, CAL, 1990-93
30.	897	Marques Johnson, UCLA, 1974-77
31.	896	Dan Gadzuric, UCLA, 1999-2002
	896	Taj Gibson, USC, 2007-09
33.	894	Sidney Wicks, UCLA, 1969-71
34.	890	Chet Noe, ORE, 1950-53
35.	889	Sean Lampley, CAL, 1998-2001
36.	880	A.C. Green, OSU, 1982-85
37.	862	Doug True, CAL, 1977-80
38.	861	Anthony Cook, ARIZ, 1986-89
		Mark Madsen, STAN, 1997-2000
40.	860	Max Anderson, ORE, 1954-56
		Howard Wright, STAN, 1985-89
42.	853	Dwight Powell, STAN, 2011-14
43.	846	Jim Loscutoff, ORE, 1950-55
44.	844	Jim McKean, WSU, 1966-68
45.	839	Sam Clancy, USC, 1999-2002
46.	837	Ted Werner, WSU, 1963-65
47.	834	Josh Huestis, STAN, 2011-14
48.	832	Bruno Boin, WASH, 1956-59
	832	Michael Wright, ARIZ, 1999-01
50.	831	John Rudometkin, USC, 1960-62
51.	828	Dave Gambee, OSU, 1956-58
52.	827	Charlie Sells, WSU, 1960-62
53.	822	Allen Young, USC, 1963-65
54.	821	Ronnie Coleman, USC, 1988-91
55.	820	Ed O'Bannon, UCLA, 1993-95
56.	818	Stan Love, ORE, 1968-71
		J.R. Henderson, UCLA, 1995-98
58.	817	A.J. Bramlett, ARIZ, 1996-99
59.	814	Dave Butler, CAL, 1983-87
60.	808	Sean Elliott, ARIZ, 1986-89
61.	806	Derrick Dowell, USC, 1984-87
62.	802	Ike Diogu, ASU, 2003-05
63.	798	John Revelli, STAN, 1980-84
64.	797	Charles O'Bannon, UCLA, 1994-97
65.	796	Curtis Rowe, UCLA, 1969-71
66.	792	James Edwards, WASH, 1974-77
67.	791	Dwight Morrison, Idaho, 1952-54
		Fred Slaughter, UCLA, 1962-64
69.	785	Steve Johnson, OSU, 1977-80
70.	784	Leonard Taylor, CAL, 1985-89
71.	775	Carlos Daniel, WSU, 1995-98
		L.R. Mbah a Moute, UCLA, 2006-08
73.	768	Roy Irvin, USC, 1953-559
		Ed Corell, WASH, 1961-63
75.	767	Wayne Carlander, USC, 1982-85
76.	766	Solomon Hill, ARIZ, 2010-13
77.	763	Jaha Wilson, USC, 1994-97
	763	Jordan Hill, ARIZ, 2007-09
79.	762	Eric Moreland, OSU, 2012-14
80.	755	Tom Dose, STAN, 1962-64
	755	David Bluthenthal, USC, 1999-2002
82.	757	Quincy Pondexter, WASH, 2007-10
83.	752	Detlef Schrempf, WASH, 1982-85
84.	751	Don Bragg, UCLA, 1952-55

Conference figures do not include Pac-12 Tournament games (1987-90, 2002-14)

REBOUNDING AVERAGE

ALL GAMES

(Min. 2 seasons)

1.	15.7	Bill Walton, UCLA, 1972-74
2.	15.5	Lew Alcindor, UCLA, 1967-69
3.	15.4	Mel Counts, OSU, 1962-64
4.	14.8	Jim Loscutoff, ORE, 1951-55
5.	14.6	Bob Peterson, ORE, 1951-52
6.	13.7	Ron Riley, USC, 1970-72
7.	13.5	Doug Smart, WASH, 1957-59
8.	13.1	Steve Hawes, WASH, 1970-72
9.	12.8	Swede Halbrook, OSU, 1954-55
		Bob Presley, CAL, 1968-69

REBOUNDS

CONFERENCE GAMES

1.	724	Jon Brockman, WASH, 2006-09
2.	687	Bill Walton, UCLA, 1972-74
3.	676	Chris Welp, WASH, 1984-87
4.	646	Doug Smart, WASH, 1957-59
5.	627	Adam Keefe, STAN, 1989-92
6.	600	Lew Alcindor, UCLA, 1967-69
7.	597	Trevor Wilson, UCLA, 1987-90
8.	581	Don MacLean, UCLA, 1989-92
9.	569	Ron Riley, USC, 1970-72
10.	567	Kimberly Belton, STAN, 1977-80

REBOUNDING AVERAGE

CONFERENCE GAMES

(Min. 2 seasons)

1.	16.4	Bill Walton, UCLA, 1972-74
2.	14.6	Lew Alcindor, UCLA, 1967-69
3.	14.2	Steve Hawes, WASH, 1970-72
4.	13.5	Ron Riley, USC, 1970-72
		Doug Smart, WASH, 1957-59
6.	13.1	Ted Werner, WSU, 1964-65
7.	12.9	Swede Halbrook, OSU, 1954-55
8.	12.4	Willie Naulls, UCLA, 1954-56
9.	12.1	Bob Presley, CAL, 1968-69
10.	11.9	Rich Kelley, STAN, 1973-75

ASSISTS

ALL GAMES

(Min. 2 seasons)

1.	938	Gary Payton, OSU, 1987-90
2.	833	Pooh Richardson, UCLA, 1986-89
3.	810	Russell Brown, ARIZ, 1978-81
4.	780	Brevin Knight, STAN, 1994-97
5.	779	Brandon Granville, USC, 1999-2002
6.	670	Mustafa Shakur, ARIZ, 2004-07
7.	663	Damon Stoudamire, ARIZ, 1992-95
8.	652	Tyus Edney, UCLA, 1992-95
9.	636	Darrick Martin, UCLA, 1989-92
10.	622	Jason Gardner, ARIZ, 2000-03

STEALS

ALL GAMES (Min. 2 seasons)

1.	321	Gary Payton, OSU, 1986-90
2.	298	Brevin Knight, STAN, 1994-97
3.	258	Eddie House, ASU, 1997-2000
4.	246	Stevin Smith, ASU, 1990-94
5.	245	Jason Terry, ARIZ, 1996-99
6.	238	Hassan Adams, ARIZ, 2003-06
7.	236	Lafayette Lever, ASU, 1979-82
8.	235	Earl Watson, UCLA, 1998-2001
9.	228	Brandon Granville, USC, 1999-2002
10.	225	Jason Gardner, ARIZ, 2000-03

BLOCKED SHOTS

ALL GAMES

1.	314	Jordan Bachynski, ASU, 2011-14
2.	278	Anthony Cook, ARIZ, 1986-89
3.	258	Channing Frye, ARIZ, 2002-05
4.	253	Taj Gibson, USC, 2007-09
5.	226	David Kravish, CAL, 2012-15
6.	207	Michael Stewart, CAL, 1994-97
7.	195	Sam Clancy, USC, 1999-2002
8.	191	Mario Bennett, ASU, 1991-95
9.	190	Josh Huestis, STAN, 2011-14
10.	188	Jelani McCoy, UCLA, 1996-98

TRIPLE-DOUBLES

(All points-rebounds-assists)

(Since 1985)

1.	4	Jason Kidd, CAL vs. Md.-Baltimore County, Dec. 10, 1993 (17-11-11) vs. ARIZ, Jan. 13, 1994 (17-11-11) vs. STAN, Jan. 20, 1994 (15-10-18) vs. UCLA, Jan. 30, 1994 (18-14-12)
2.	3	Andre Iguodala, ARIZ vs. Texas, Dec. 9, 2003 (13-13-10) vs. Liberty, Dec. 28, 2003 (13-11-11) vs UCLA, Feb. 14, 2004 (14-11-10)
3.	2	Loren Woods, ARIZ vs. ORE, Feb. 3, 2000 (16-10-14)* vs. WASH, Jan. 12, 2001 (13-10-10)* Luke Jackson, ORE vs. WASH, Feb. 17, 2001 (14-11-10) vs. Florida A&M, Dec. 20, 2002 (14-11-10)
5.	1	Kevin Johnson, CAL vs. ARIZ, Jan. 22, 1987 (22-10-12) Gary Payton, OSU vs. Portland, Nov. 26, 1989 (20-14-11) Matt Muehlebach, ARIZ vs. USC, Mar. 9, 1990 (10-11-10) Chris Mills, ARIZ vs. Northern Arizona, Dec. 18, 1991 (19-10-10) Damon Stoudamire, ARIZ vs. ORE, Feb. 23, 1995 (32-12-14) Jelani McCoy, UCLA vs. Maryland, Dec. 9, 1995 (15-10-11)* Toby Bailey, UCLA vs. Stephen F. Austin, Dec. 18, 1995 (23-10-10) Luke Walton, ARIZ vs. USC, Jan. 17, 2002 (27-11-10) Brook Lopez, STAN vs. USC, Jan. 25, 2007 (18-11-12)* Kyle Weaver, WSU vs. STAN, Jan. 13, 2007 (14-13-10) Daniel Hackett, USC vs. South Carolina, Nov. 17, 2008 (22-10-10) Jordan Bachynski, ASU vs. CS Northridge, Dec. 8, 2013 (13-12-12) Kyle Anderson, UCLA vs. Morehead State, Nov. 22, 2013 (13-12-12) Gary Payton II, OSU vs. Grambling State, Dec. 15, 2014 (10-12-10)

* - Points-rebounds-blocks

MOST POINTS

ALL GAMES

- 870 Lew Alcindor, UCLA, 1967
- 848 Khalid Reeves, ARIZ, 1994
- 846 Bob Houbregs, WASH, 1953
- 789 Harold Miner, USC, 1992
- 775 Mel Counts, OSU, 1964
- 750 Reggie Miller, UCLA, 1986
- 746 Gary Payton, OSU, 1990
- 745 Terrell Brandon, ORE, 1991
- 745 Joseph Young, ORE, 2015
- 744 Gail Goodrich, UCLA, 1965

HIGHEST SCORING AVERAGE

ALL GAMES

- 29.0 Lew Alcindor, UCLA, 1967
- 26.7 Mel Counts, OSU, 1964
- 26.6 Terrell Brandon, ORE, 1991
- 26.3 Harold Miner, USC, 1992
- 26.2 Lew Alcindor, UCLA, 1968
- 25.9 Reggie Miller, UCLA, 1986
- 25.7 Gary Payton, OSU, 1990
- 25.6 Bob Houbregs, WASH, 1953
- 25.3 Adam Keefe, STAN, 1992
- 25.2 John Block, USC, 1966

FRESHMAN SCORING AVERAGE

ALL GAMES

- 21.1 Shareef Abdur-Rahim, CAL, 1996
- 20.6 Harold Miner, USC, 1990
- 20.7 O.J. Mayo, USC, 2008
- 19.7 Jerryd Bayless, ARIZ, 2008
- 19.0 Ike Diogu, ASU, 2003
- 18.6 Don MacLean, UCLA, 1989
- 18.5 Jahii Carson, ASU, 2013
- 18.4 Cliff Robinson, USC, 1978
- 17.9 Shabazz Muhammad, UCLA, 2013
- 17.8 James Harden, ASU, 2008

MOST FIELD GOALS

ALL GAMES

- 346 Lew Alcindor, UCLA, 1967
- 325 Bob Houbregs, WASH, 1953
- 303 Lew Alcindor, UCLA, 1969
- 294 Lew Alcindor, UCLA, 1968
- 288 Gary Payton, OSU, 1990
- 283 Byron Scott, ASU, 1983
- 281 Chris Welp, WASH, 1987
- 277 Gail Goodrich, UCLA, 1965
- 277 Bill Walton, UCLA, 1973
- 276 Richard Washington, UCLA, 1976
- 276 Khalid Reeves, ARIZ, 1994

MOST FIELD GOAL ATTEMPTS

ALL GAMES

- 626 Ron Tomsic, STAN, 1953
- 623 Eddie House, ASU, 2000
- 604 Bob Houbregs, WASH, 1953
- 592 Joseph Young, ORE, 2015
- 590 Ron Lee, ORE, 1975
- 582 Willie Naulls, UCLA, 1956
- 579 Mel Counts, OSU, 1964
- 574 Mel Counts, OSU, 1963
- 572 Khalid Reeves, ARIZ, 1994
- 571 Gary Payton, OSU, 1990
- 571 Harold Miner, USC, 1992

HIGHEST FIELD GOAL PCT.

ALL GAMES (Min. 3.0 made per game)

- .756 Jelani McCoy, UCLA, 1997 (152-of-201)
- .746 Steve Johnson, OSU, 1981 (235-of-315)
- .710 Steve Johnson, OSU, 1980 (211-of-297)
- .702 Mark McNamara, CAL, 1982 (231-of-329)
- .681 Jakob Poeltl, UTAH, 2015 (128-of-188)
- .676 Todd MacCulloch, WASH, 1997 (163-of-241)
- .676 Jelani McCoy, UCLA, 1996 (138-of-204)
- .667 Lew Alcindor, UCLA, 1967 (346-of-519)
- .66477 Eric Boateng, ASU, 2010 (117-of-176)
- .66475 Bill Walton, UCLA, 1974 (232-of-349)

MOST 3-POINT FIELD GOALS

ALL GAMES

- 120 Salim Stoudamire, ARIZ, 2005
- 114 Steve Kerr, ARIZ, 1988
- 113 Stevin Smith, ASU, 1993
- 112 Damon Stoudamire, ARIZ, 1995
- 110 Tajuan Porter, ORE, 2007
- 106 Jason Gardner, ARIZ, 2002
- 98 Klay Thompson, WSU, 2011
- 96 Stevin Smith, ASU, 1994
- 94 Orlando Williams, ORE, 1995
- 93 Phil Glenn, USC, 1993
- 93 Damon Stoudamire, ARIZ, 1994
- 93 Luke Ridnour, ORE, 2002
- 93 Rihards Kuksiks, ASU, 2009
- 93 Jeremy Green, STAN, 2010
- 93 Bryce Alford, UCLA, 2015

MOST 3-POINT FIELD GOAL ATT.

ALL GAMES

- 300 Stevin Smith, ASU, 1993
- 276 Jason Gardner, ARIZ, 2002
- 265 Damon Stoudamire, ARIZ, 1994
- 260 Stevin Smith, ASU, 1994
- 252 Tajuan Porter, ORE, 2007
- 249 Desmon Farmer, USC, 2004
- 246 Klay Thompson, WSU, 2011
- 244 Jeremy Green, STAN, 2010
- 243 Dwayne Hackett, USC, 1993
- 241 Damon Stoudamire, ARIZ, 1995

HIGHEST 3-POINT FIELD GOAL PCT.

ALL GAMES (Min. 1.0 made per game)

- .573 Steve Kerr, ARIZ, 1988 (114-of-199)
- .568 Derrick Williams, ARIZ, 2011 (42-of-74)
- .527 Grant Leep, WASH, 2002 (39-of-74)
- .525 Darren Collison, UCLA, 2008 (53-of-101)
- .517 Todd Lichti, STAN, 1988 (46-of-89)
- .515 Michael Roll, UCLA, 2009 (51-of-99)

- .514 Michael McDonald, STAN, 2001 (56-of-109)
- .513 Matt Anderson, ASU, 1989 (41-of-80)
- .5042 Salim Stoudamire, ARIZ, 2005 (120-of-238)
- .5038 Jason Calliste, ORE, 2014 (65-of-129)

MOST FREE THROWS

ALL GAMES

- 248 Ike Diogu, ASU, 2005
- 247 Derrick Williams, ARIZ, 2011
- 243 Ike Diogu, ASU, 2004
- 237 Mel Counts, OSU, 1964
- 232 Harold Miner, USC, 1992
- 211 Khalid Reeves, ARIZ, 1994
- 206 Roberto Nelson, OSU, 2014
- 204 James Harden, ASU, 2009
- 203 Adam Keefe, STAN, 1991
- 202 Reggie Miller, UCLA, 1986

MOST FREE THROW ATTEMPTS

ALL GAMES

- 331 Derrick Williams, ARIZ, 2011
- 328 Swede Halbrook, OSU, 1954
- 316 Mel Counts, OSU, 1964
- 311 Ike Diogu, ASU, 2005
- 298 Ike Diogu, ASU, 2004
- 294 Milo Mclvor, WSU, 1921
- 286 Harold Miner, USC, 1992
- 283 Larry Beck, WSU, 1956
- 281 Dean Parsons, WASH, 1954
- 274 Lew Alcindor, UCLA, 1967

HIGHEST FREE THROW PCT.

ALL GAMES (Min. 2.0 made per game)

- .950 Rod Foster, UCLA, 1982 (95-of-100)
- .933 Jerome Randle, CAL, 2010 (139-of-149)
- .931 Ryan Mendez, STAN, 2001 (94-of-101)
- .925 Joseph Young, ORE, 2015 (124-of-134)
- .923 Kevin Mixon, ORE, 1991 (60-of-65)
- .921 Don MacLean, UCLA, 1992 (197-of-214)
- .920 Dion Cross, STAN, 1996 (81-of-88)
- .918 Tajuan Porter, ORE, 2010 (56-of-61)
- .914 Chris Hernandez, STAN, 2004 (96-of-105)
- .910 Salim Stoudamire, ARIZ, 2005 (122-of-134)

MOST ASSISTS ALL GAMES

1. 294 Ahlon Lewis, ASU, 1998
2. 272 Jason Kidd, CAL, 1994
3. 256 Larry Drew II, UCLA, 2013
4. 248 Brandon Granville, USC, 2000
5. 247 Russell Brown, ARIZ, 1979
6. 244 Gary Payton, OSU, 1989
7. 238 T.J. McConnell, ARIZ, 2015
8. 236 Pooh Richardson, UCLA, 1989
9. 235 Gary Payton, OSU, 1990
10. 234 Brevin Knight, STAN, 1997

MOST ASSISTS ALL GAMES - FRESHMAN

1. 229 Gary Payton, OSU, 1987
2. 222 Jason Kidd, CAL, 1993
3. 197 Russell Brown, ARIZ, 1979
4. 179 Pooh Richardson, UCLA, 1986
5. 178 Mike Bibby, ARIZ, 1997
6. 177 Jahii Carson, ASU, 2013
7. 175 Jelani Gardner, CAL, 1995
- 175 Kenya Wilkins, ORE, 1994
9. 162 Jason Gardner, ARIZ, 2000
10. 161 Baron Davis, UCLA, 1998

MOST STEALS ALL GAMES

1. 110 Jason Kidd, CAL, 1993
2. 100 Gary Payton, OSU, 1990
3. 95 Jordan Adams, UCLA, 2014
- 95 Gary Payton II, OSU, 2015
5. 94 Jeff Trepagnier, USC, 2000
6. 91 Jared Cunningham, OSU, 2012
- 91 Gary Payton, OSU, 1989
- 91 Lester Connor, OSU, 1982
9. 89 Malcolm Armstead, ORE, 2011
10. 85 Jared Cunningham, OSU, 2011
- 85 Jason Terry, ARIZ, 1997

MOST STEALS ALL GAMES - FRESHMAN

1. 110 Jason Kidd, CAL, 1993
2. 77 Baron Davis, UCLA, 1998
- 77 Brevin Knight, STAN, 1994
4. 76 Mike Bibby, ARIZ, 1997
5. 73 James Harden, ASU, 2008
- 73 Jordan Adams, UCLA, 2013
7. 71 Gilbert Arenas, ARIZ, 2000
8. 69 Maurice Jones, USC, 2011
9. 68 Errick Craven, USC, 2002
10. 66 Tony Wroten, WASH, 2012

MOST REBOUNDS ALL GAMES

1. 506 Bill Walton, UCLA, 1973
2. 489 Mel Counts, OSU, 1964
3. 485 Mel Counts, OSU, 1963
4. 466 Lew Alcindor, UCLA, 1967
- Bill Walton, UCLA, 1972
6. 465 Bob Peterson, ORE, 1952
7. 461 Lew Alcindor, UCLA, 1968
8. 448 Jim Loscutt, ORE, 1955
9. 440 Lew Alcindor, UCLA, 1969
10. 415 Kevin Love, UCLA, 2008

HIGHEST REBOUNDING AVERAGE ALL GAMES

1. 17.2 Jim Loscutt, ORE, 1955
2. 16.9 Mel Counts, OSU, 1964
- Bill Walton, UCLA, 1973
4. 16.6 Bob Peterson, ORE, 1952
5. 16.5 Lew Alcindor, UCLA, 1968
6. 15.6 Mel Counts, OSU, 1963
7. 15.5 Lew Alcindor, UCLA, 1967
- Bill Walton, UCLA, 1972
9. 15.3 Ron Riley, USC, 1971
10. 14.8 Steve Hawes, WASH, 1971

MOST REBOUNDS ALL GAMES - FRESHMAN

1. 415 Kevin Love, UCLA, 2008
2. 331 Kevon Looney, UCLA, 2015
3. 321 Taj Gibson, USC, 2007
4. 318 Luc Richard Mbah a Moute, UCLA, 2006
5. 303 Aaron Gordon, ARIZ, 2014
6. 302 Kyle Anderson, UCLA, 2013
7. 269 Ryan Anderson, CAL, 2007
8. 256 Leon Powe, CAL, 2004
9. 254 Michael Wright, ARIZ, 1999
10. 249 Bob McKean, CAL, 1952
- 249 Tim Young, STAN, 1995
- 249 Ike Diogu, ASU, 2003

HIGHEST REBOUNDING AVERAGE ALL GAMES - FRESHMAN

1. 10.6 Kevin Love, UCLA, 2008
2. 9.6 Cliff Robinson, USC, 1978
3. 9.5 Leon Powe, CAL, 2004
4. 9.2 Kevon Looney, UCLA, 2015
5. 8.9 Steve Puidokas, WSU, 1974
6. 8.8 Michael Wright, ARIZ, 1999
- 8.7 Taj Gibson, USC, 2007
8. 8.6 Bob McKean, CAL, 1952
- 8.6 Tim Young, STAN, 1995
- 8.6 Kyle Anderson, UCLA, 2013

BLOCKED SHOTS ALL GAMES

1. 133 Jordan Bachynski, ASU, 2014
2. 120 Jordan Bachynski, ASU, 2013
3. 115 Mario Bennett, ASU, 1995
4. 113 Rodger Farrington, ASU, 1997
5. 102 Jelani McCoy, UCLA, 1996
- 102 Loren Woods, ARIZ, 2000
7. 100 Taj Gibson, USC, 2009
8. 94 Jordan Bell, ORE, 2015
9. 85 Channing Frye, ARIZ, 2005
10. 84 Anthony Cook, ARIZ, 1989
- 84 Loren Woods, ARIZ, 2001
- 84 Taj Gibson, USC, 2008

BLOCKED SHOTS ALL GAMES - FRESHMAN

1. 102 Jelani McCoy, UCLA, 1996
2. 94 Jordan Bell, ORE, 2015
3. 73 Robin Lopez, STAN, 2007
4. 69 Taj Gibson, USC, 2007
- 69 Eric Moreland, OSU, 2012
6. 63 Jakob Poeltl, UTAH, 2015
7. 59 Michael Stewart, CAL, 1994
8. 55 Mario Bennett, ASU, 1992
9. 54 Spencer Hawes, WASH, 2007
- 54 Jamal Sampson, CAL, 2002

PAC-12 MEN'S BASKETBALL – BEST SEASON PERFORMANCE (Conference games only)

MOST POINTS CONFERENCE GAMES

1. 500 Reggie Miller, UCLA, 1986
2. 486 Terrell Brandon, ORE, 1991
3. 484 Harold Miner, USC, 1992
4. 463 Adam Keefe, STAN, 1992
5. 454 Gary Payton, OSU, 1990
- Lamond Murray, CAL, 1994
7. 442 Don Collins, WSU, 1980
8. 424 Harold Miner, USC, 1991
9. 417 Khalid Reeves, ARIZ, 1994
10. 416 Damon Stoudamire, ARIZ, 1995

HIGHEST SCORING AVERAGE CONFERENCE GAMES

1. 27.8 Reggie Miller, UCLA, 1986
2. 27.5 Lew Alcindor, UCLA, 1968
- John Block, USC, 1966
4. 27.4 Lew Alcindor, UCLA, 1967
5. 27.3 Stan Love, ORE, 1971
6. 27.0 Terrell Brandon, ORE, 1991
7. 26.9 Harold Miner, USC, 1992
8. 26.1 Ed Gray, CAL, 1997
9. 25.7 Adam Keefe, STAN, 1992
10. 25.2 Gary Payton, OSU, 1990
- 25.2 Lamond Murray, CAL, 1994

MOST REBOUNDS CONFERENCE GAMES

1. 282 Jim Loscutt, ORE, 1955
2. 239 Bill Walton, UCLA, 1972
3. 231 Willie Naulls, UCLA, 1956
4. 229 Chet Noe, ORE, 1953
5. 228 Bill Walton, UCLA, 1973
6. 226 Doug Smart, WASH, 1959
- 226 Todd MacCulloch, WASH, 1999
8. 224 Adam Keefe, STAN, 1992
9. 223 Bob Peterson, ORE, 1952
10. 223 Jon Brockman, WASH, 2009

HIGHEST REBOUNDING AVERAGE CONFERENCE GAMES

1. 17.6 Jim Loscutt, ORE, 1955
2. 17.1 Bill Walton, UCLA, 1972
3. 16.3 Lew Alcindor, UCLA, 1968
- 16.3 Bill Walton, UCLA, 1973
5. 15.1 Steve Hawes, WASH, 1971
6. 15.0 Ron Riley, USC, 1971
- 15.0 Ron Riley, USC, 1972
8. 14.8 Steve Hawes, WASH, 1972
9. 14.4 Willie Naulls, UCLA, 1956
- 14.4 Bill Walton, UCLA, 1974

SELECTED CATEGORIES

INDIVIDUAL

MOST POINTS - ALL GAMES

- 61 Lew Alcindor, UCLA vs. WSU, Feb. 25, 1967
- 61 Eddie House, ASU vs. CAL, Jan. 8, 2000
- 58 Gary Payton, OSU vs. USC, Feb. 22, 1990
- 56 Lew Alcindor, UCLA vs. USC, Dec. 3, 1966
- 50 Hank Luisetti, STAN vs. Duquesne, Jan. 1, 1938
- 49 Bob Houbregs, WASH vs. Idaho, Jan. 10, 1953
Casey Jacobsen, STAN vs. ASU, Jan. 31, 2002
- 48 Mel Counts, OSU vs. Louisiana State, Dec. 26, 1963
Gary Payton, OSU vs. Loyola Marymount, Dec. 19, 1989
Ed Gray, CAL vs. WSU, Feb. 22, 1997

Times 40 or more (multiple efforts only): Alcindor 6; House 4; Houbregs, Greg Ballard 3; Payton 3; John Block, Mel Counts, Gail Goodrich, Casey Jacobsen, Brian Quinnett, Reggie Miller, Damon Stoudamire, Klay Thompson 2

MOST POINTS - ALL GAMES (Freshman)

- 41 Don MacLean, UCLA vs. North Texas State, Dec. 30, 1988

MOST POINTS - CONFERENCE GAME

- 61 Lew Alcindor, UCLA vs. WSU, Feb. 25, 1967
- 61 Eddie House, ASU vs. CAL, Jan. 8, 2000
- 58 Gary Payton, OSU vs. USC, Feb. 22, 1990
- 49 Bob Houbregs, WASH vs. Idaho, Jan. 10, 1953
Casey Jacobsen, STAN vs. ASU, Jan. 31, 2002
- 48 Ed Gray, CAL vs. WSU, Feb. 22, 1997
- 45 John Block, USC vs. WASH, Feb. 11, 1966
Paul Williams, ASU vs. USC, Mar. 10, 1983
Damon Stoudamire, ARIZ vs. STAN, Jan. 14, 1995
- 44 John Block, USC vs. ORE, Feb. 18, 1966
Lew Alcindor, UCLA vs. CAL, Jan. 12, 1968
Brian Quinnett, WSU vs. USC, Jan. 29, 1989
Jason Kapono, UCLA vs. WSU, Jan. 4, 2003

MOST POINTS - CONFERENCE GAME (Freshman)

- 39 Cliff Robinson, USC vs. CAL, Feb. 2, 1978
Jerryd Bayless, ARIZ vs. ASU, Feb. 10, 2008

MOST REBOUNDS - ALL GAMES

- 36 Swede Halbrook, OSU vs. Idaho, Feb. 15, 1955
- 32 Swede Halbrook, OSU vs. Idaho, Feb. 14, 1955
Jim Loscutt, ORE vs. Brigham Young, Jan. 28, 1955
- 30 Ed Corell, WASH vs. ORE, 1962 (date n/a)
- 28 Steve Hawes, WASH vs. STAN, 1972 (date n/a)
Willie Naulls, UCLA vs. ASU, Jan. 28, 1956
Cliff Robinson, USC vs. Portland State, Jan. 20, 1978
David Bluthenthal, USC vs. ASU, Jan. 20, 2000
- 27 Rich Kelley, STAN vs. Kentucky, Dec. 22, 1974
Jim McKean, WSU vs. West Virginia, Dec. 28, 1966
Bob Presley, CAL vs. St. Mary's, Dec. 6, 1967
Bill Walton, UCLA vs. Loyola (Chicago), Jan. 25, 1973
Bill Walton, UCLA vs. Maryland, Dec. 1, 1973

Times 25 or more: Halbrook 3; Presley, Walton 2

MOST REBOUNDS - CONFERENCE GAME

- 36 Swede Halbrook, OSU vs. Idaho, Feb. 15, 1955
- 32 Swede Halbrook, OSU vs. Idaho, Feb. 14, 1955
- 28 Steve Hawes, WASH vs. STAN, 1972
- David Bluthenthal, USC vs. ASU, Jan. 20, 2000
- 26 Dean Parsons, WASH vs. Idaho, 1955
- 25 Bob Presley, CAL vs. OSU, Feb. 24, 1968
Ron Riley, USC vs. WSU, 1972
- 24 Lew Alcindor, UCLA vs. WSU, Feb. 25, 1967
Ted Werner, WSU vs. UCLA, Feb. 13, 1965

MOST ASSISTS - ALL GAMES

- 19 Russell Brown, ARIZ vs. Grand Canyon, Dec. 8, 1979
- 18 Jason Kidd, CAL vs. STAN, Jan. 20, 1994
- 17 Russell Brown, ARIZ vs. CAL, Feb. 2, 1979
- 16 Rafael Stone, WASH vs. CAL, 1969-70
Ahlon Lewis, ASU vs. Northern Arizona, Dec. 3, 1997
Earl Watson, UCLA vs. Maryland, Mar. 18, 2000
Mitch Johnson, STAN vs. Marquette, Mar. 22, 2008
- 15 Nine times. Last; Johnathan Loyd, ORE vs. Ole Miss, Dec. 8, 2013

MOST ASSISTS - CONFERENCE GAME

- 18 Jason Kidd, CAL vs. STAN, Jan. 20, 1994
- 17 Russell Brown, ARIZ vs. CAL, Feb. 2, 1979
- 16 Rafael Stone, WASH vs. CAL, 1970 (date n/a)
- 15 Chester Dorsey, WASH vs. UCLA, 1975 (date n/a)
Gary Payton, OSU vs. ASU, Nov. 30, 1989
Donminic Ellison, WSU vs. CS Northridge, Jan. 25, 1995
Curtis Allen, WASH vs. ASU, Jan. 10, 2002
Darren Collison, UCLA vs. ARIZ, Feb. 17, 2007
- 14 Six times. Last; Will Conroy, WASH vs. CAL, Mar. 3, 2005

MOST STEALS - ALL GAMES

- 11 Tyus Edney, UCLA vs. George Mason, Dec. 22, 1994
- 10 Brevin Knight, STAN vs. McNeese State, 1994
- Jeff Trepagnier, USC vs. Utah State, Nov. 11, 1999
- 9 Jason Hamilton, WASH vs. Eastern Wash., Nov. 28, 1995
Kenya Wilkins, ORE vs. Boise State, Dec. 20, 1996
Bennett Davison, ARIZ vs. STAN, Feb. 28, 1998
Darren Collison, UCLA vs. Long Beach State, Nov. 28, 2006
- 8 16 times. Last; T.J. McConnell, ARIZ vs. OSU, Jan. 30, 2013

MOST BLOCKED SHOTS - ALL GAMES

- 14 Loren Woods, ARIZ vs. ORE, Feb. 3, 2000
- 12 Brook Lopez, STAN vs. USC, Jan. 25, 2007
- Jordan Bachynski, ASU vs. CS Northridge, Dec. 8, 2013

TEAM

MOST POINTS - ALL GAMES

- 149 UCLA vs. Loyola Marymount (98), Dec. 2, 1990
- 134 UCLA vs. UC Irvine (101), Nov. 23, 1990
- 133 UCLA vs. Louisiana State (84), Dec. 23, 1969
ARIZ vs. Duquesne (78), Nov. 27, 1987
- 131 WSU vs. Prairie View A&M (89), Jan. 14, 1991
- 130 WASH vs. Chico State (67), Dec. 1, 1992
- 129 STAN vs. Yale (108), Dec. 6, 1986
- 127 UCLA vs. Miami, Fla. (69), Dec. 12, 1969
CAL vs. Oklahoma City (67), Jan. 3, 1972
ARIZ vs. ASU (99), Jan. 15, 1998

MOST POINTS - CONFERENCE GAME

- 127 ARIZ vs. ASU (99), Jan. 15, 1998
- 121 UCLA vs. WSU (77), Jan. 4, 1964
ASU vs. WASH (90), Dec. 22, 1988
- 120 UCLA vs. STAN (90), Feb. 27, 1970
UCLA vs. STAN (74), Feb. 26, 1976
- 119 UCLA vs. ORE (78), Feb. 16, 1969
- 118 UCLA vs. STAN (79), Jan. 14, 1972
- 116 UCLA vs. STAN (78), Jan. 14, 1967
OSU vs. ARIZ (80), Jan. 13, 1979
STAN vs. UCLA (110), Dec. 23, 1987 (20T)
ARIZ vs. WASH (61), Dec. 20, 1988
ARIZ vs. ASU (80), Feb. 18, 1993

WINNING PERCENTAGE (Conference Games Only)

COACH, SCHOOL	YRS	W-L	PCT
1. Gary Cunningham, UCLA (1978-79)	2	29-3	.906
2. Ben Cherrington, CAL (1917)	1	5-1	.833
3. Gene Bartow, UCLA (1976-77)	2	23-5	.821
4. John Wooden, UCLA (1949-75)	27	304-74	.810
5. Dean Walker, ORE (1919)	1	11-3	.786
6. Ernie Holbrook, USC (1943-44)	2	7-2	.778
7. Lute Olson, ARIZ (1984-07)	24	327-101	.764
8. Bob Evans, STAN (1919-20)	2	9-3	.750
9. Jim Rosborough, ARIZ (2001)	1	3-1	.750
10. Jim Harrick, UCLA (1989-96)	8	107-37	.743
11. Sean Miller, ARIZ (2010-)	6	79-29	.731
12. Walter Powell, STAN (1921)	1	8-3	.727
13. Larry Farmer, UCLA (1982-84)	3	39-15	.722
14. Pete Newell, CAL (1955-60)	6	63-26	.708
15. Larry Brown, UCLA (1980-81)	2	25-11	.694
16. Ben Howland, UCLA (2004-13)	10	121-58	.676
17. Earl Wright, CAL (1920-24)	4	30-15	.667
18. Ralph Miller, OSU (1971-89)	19	204-106	.658
19. Tippy Dye, WASH (1951-59)	9	99-52	.656
20. Mike Montgomery, STAN/CAL (1986-04/09-14)	24	282-150	.653
21. Walt Hazzard, UCLA (1985-88)	4	47-25	.653
22. Hec Edmundson, WASH (1921-47)	27	266-146	.646
23. Sam Barry, USC (1930-41, 1946-50)	17	137-76	.643
24. Ned Wulk, ASU (1978-82)	4	46-26	.639
Steve Alford, UCLA (2014-)	2	23-13	.639
26. Steve Lavin, UCLA (1997-03)	7	80-46	.635
27. Dave MacMillan, ID (1921-27)	6	36-21	.632
28. E.J. Stewart, OSU (1916)	1	5-3	.625
(n/a) Kilduff, CAL (1916)	1	5-3	.625
Trent Johnson, STAN (2005-08)	4	45-27	.625
31. Dana Altman, ORE (2011-)	5	55-35	.611
32. Tony Bennett, WSU (2007-09)	3	32-22	.593
33. Howard Hobson, ORE (1936-47)	11	108-77	.584
34. Julie Bestos, USC (1942)	1	7-5	.583
35. Nibs Price, CAL (1925-54)	30	192-138	.582
36. Bob Boyd, USC (1967-79)	13	106-80	.570
37. Lorenzo Romar, WASH (2003-)	13	132-102	.564
38. Bob Hager, OSU (1923-28)	6	34-27	.557
39. Tim Floyd, USC (2006-09)	4	39-33	.542
40. Everett May, OSU (1917)	1	7-6	.538
41. Slats Gill, OSU (1929-64)	31	276-241	.534
42. John Bunn, STAN (1931-38)	8	52-46	.531
43. John Warren, ORE (1945-51)	5	44-39	.530
44. Tad Boyle, COLO (2012-)	4	38-34	.528
45. Art McLarney, WASH (1948-50)	3	27-25	.519
46. Ben Braun, CAL (1997-08)	12	110-106	.509
47. William Reinhart, ORE (1924-35)	12	80-80	.500
Andy Russo, WASH (1986-89)	4	36-36	.500
Bob Weinbauer, ASU (1983-85)	3	27-27	.500
Leo Calland, USC (1928-29)	2	10-10	.500
Russ Pennell, ARIZ (2009)	1	9-9	.500
William Hollender, CAL (1919-20)	2	7-7	.500
Bob Cantu, USC (2013)	1	7-7	.500
54. Marv Harshman, WSU/WASH (1959-71/1972-85)	23	176-177	.499
55. Stan Morrison, USC (1980-86)	7	62-64	.492
56. Dick Harter, ORE (1972-78)	7	48-50	.490
57. Paul Valenti, OSU (1960-70)	6	41-43	.488
58. Andy Kerr, STAN (1923-26)	4	12-13	.480
59. Bill Borchert, ORE (1952-56)	5	38-42	.475
60. Jack Friel, WSU (1929-58)	30	232-257	.474
Lou Campanelli, CAL (1986-92)	8	64-71	.474
62. Bill Frieder, ASU (1990-97)	8	67-77	.465
63. Henry Bibby, USC (1996-04)	9	71-82	.464
64. Ernie Kent, ORE/WSU (1998-2010/14-)	14	116-136	.460
Johnny Dawkins, STAN (2009-)	7	58-68	.460
66. Howard Dallmar, STAN (1955-75)	21	132-160	.452
Tex Winter, WASH (1969-71)	3	19-23	.452
68. Everett Dean, STAN (1939-51)	11	60-73	.451
69. John Davidson, WASH (1916-17)	2	9-11	.450
70. Forrest Twogood, ID/USC (1937-41/1951-66)	21	135-168	.446

70. Herb Sendek, ASU (2007-15)	9	72-90	.444
Don Newman, ASU (1998)	1	8-10	.444
72. George Raveling, WSU/USC (1973-83/1987-94)	19	140-178	.440
73. Wayne Tinkle, OSU (2015-)	1	8-10	.444
74. Charles Finley, ID (1948-54)	7	49-63	.438
75. Jim Anderson, OSU (1990-95)	6	47-61	.435
76. R.B. Rutherford, OSU (1921-22)	2	12-16	.429
77. Jerry Green, ORE (1993-97)	5	38-52	.422
78. Larry Krystkowiak, UTAH (2012-)	4	30-42	.417
Claude Hunt, WASH (1919)	1	5-7	.417
Leonard Allison, WASH (1920)	1	5-7	.417
81. Jim Padgett, CAL (1969-72)	4	23-33	.411
82. Don Monson, ORE (1984-92)	9	66-96	.407
83. John Grayson, WASH (1960-63)	4	19-28	.404
84. Gene VanGent, STAN (1922)	1	4-6	.400
85. Bob Bender, WASH (1994-02)	9	63-97	.394
86. Cuonzo Martin, CAL (2015-)	1	7-11	.389
Fred Snowden, ARIZ (1973-82)	4	28-44	.389
88. Sly Huntington, ORE (1920)	1	5-8	.385
89. Rob Evans, ASU (1999-06)	8	55-89	.382
Kevin O'Neill, ARIZ/USC (2008/10-13)	5	29-47	.382
91. Kelvin Sampson, WSU (1988-94)	7	48-78	.381
92. Fred Bohler, WSU (1909-26)	9	38-62	.380
93. Husky Hunt, STAN (1927-30)	4	12-20	.375
94. Rene Herrerias, CAL (1961-68)	8	40-67	.374
95. Wilbur Johns, UCLA (1940-48)	9	34-58	.370
96. Craig Robinson, OSU (2009-14)	6	39-69	.361
97. Steve Patterson, ASU (1984-88)	4	23-41	.359
98. Harlan Hodges, ID (1955-59)	5	28-52	.350
99. Tom Davis, STAN (1982-86)	4	25-47	.347
100. Dick Edwards, CAL (1973-78)	6	29-55	.345
101. Kevin Eastman, WSU (1995-99)	5	31-59	.344
102. Mac Duckworth, WASH (1964-68)	5	24-47	.338
103. Dick Bennett, WSU (2004-06)	3	18-36	.333
Charlie Parker, USC (1995-96)	2	9-18	.333
Bill Hargiss, OSU (1919-20)	2	8-16	.333
Bobby Muth, USC (1944-45)	2	3-6	.333
107. Ken Bone, WSU (2010-14)	5	29-61	.322
108. Len Stevens, WSU (1984-87)	4	23-49	.319
Lynn Nance, WASH (1990-93)	4	22-47	.319
110. J.A. Brown, ID (1943-46)	4	21-46	.313
111. Robert Burnett, STAN (1952-54)	3	11-25	.306
112. Steve Belko, ORE (1957-71)	10	44-102	.301
113. Jim Haney, ORE (1979-83)	5	27-63	.300
114. Dick Kuchen, CAL (1979-85)	7	37-89	.294
115. George Bohler, ORE (1921-23)	3	10-26	.278
Jim Saia, USC (2005)	1	5-13	.278
117. Jay John, OSU (2003-08)	6	28-74	.275
118. Rich Fox, ID (1928-36)	9	35-97	.265
119. Todd Bozeman, CAL (1993-96)	4	14-40	.259
120. Bob Schermerhorn, ASU (1989)	1	2-6	.250
Bill Hunter, USC (1922)	1	1-3	.250
122. Eddie Payne, OSU (1995-00)	5	22-68	.244
123. Dick DiBiaso, STAN (1975-81)	7	27-87	.237
124. J.W. Stewart, MONT (1924-29)	6	12-41	.226
125. Ritchie McKay, OSU (2001-02)	2	8-28	.222
126. Caddy Works, UCLA (1922-39)	12	28-102	.215
127. Les Turner, USC (1923-27)	5	6-22	.214
Bob Greenwood, WSU (1972)	1	3-11	.214
129. Karl Schlademan, WSU (1927-28)	2	4-16	.200
130. George Dahlberg, MONT (1938)	1	3-17	.150
131. Andy Enfield, USC (2014-)	2	5-31	.138
132. Paul Graham, WSU (2000-03)	4	9-63	.125
Guy Wicks, ID (1947)	2	4-28	.125
134. Ben Lindsey, ARIZ (1983)	1	1-17	.056
135. Russel Wilson, STAN (1918)	1	0-6	.000
Hugo Bezdek, ORE (1917)	1	0-8	.000
Kevin Mouton, OSU (2008)	1	0-12	.000

CAREER VICTORIES (Conference Games Only)

COACH, SCHOOL	YRS	W-L	PCT
1. Lute Olson, ARIZ (1984-07)	24	327-101	.764
2. John Wooden, UCLA (1949-75)	27	304-74	.810
3. Mike Montgomery, STAN/CAL (1986-04/09-14)	24	282-150	.653
4. Slats Gill, OSU (1929-1964)	31	276-241	.534
5. Hec Edmundson, WASH (1921-47)	27	266-146	.646
6. Jack Friel, WSU (1929-58)	30	232-257	.474
7. Ralph Miller, OSU (1971-89)	19	204-106	.658
8. Nibs Price, CAL (1925-54)	30	192-138	.582
9. Marv Harshman, WSU/WASH (1959-71/1972-85)	23	176-177	.499
10. George Raveling, WSU/USC (1973-83/1987-94)	19	140-178	.440
11. Sam Barry, USC (1930-41, 1946-50)	17	137-76	.643
12. Forrest Twogood, ID/USC (1937-41/1951-66)	21	135-168	.446
13. Howard Dallmar, STAN (1955-75)	21	132-160	.452
Lorenzo Romar, WASH (2003-)	13	132-102	.564
15. Ben Howland, UCLA (2004-13)	10	121-58	.676
16. Ernie Kent, ORE/WSU (1998-2010/14-)	14	116-136	.460
17. Ben Braun, CAL (1997-08)	12	110-106	.509
18. Howard Hobson, ORE (1936-47)	11	108-77	.584
19. Jim Harrick, UCLA (1989-96)	8	107-37	.743
20. Bob Boyd, USC (1967-79)	13	106-80	.570
21. Tippy Dye, WASH (1951-59)	9	99-52	.656
22. Steve Lavin, UCLA (1997-03)	7	80-46	.641
William Reinhart, ORE (1924-35)	12	80-80	.500
24. Sean Miller, ARIZ (2010-)	6	79-29	.731
25. Herb Sendek, ASU (2007-15)	9	72-90	.444
26. Henry Bibby, USC (1996-05)	9	71-82	.464
Bill Frieder, ASU (1990-97)	8	67-77	.465
28. Don Monson, ORE (1984-92)	9	66-96	.407
29. Lou Campanelli, CAL (1986-92)	8	64-71	.474
30. Pete Newell, CAL (1955-60)	6	63-26	.708
Bob Bender, WASH (1994-02)	9	63-97	.394
32. Stan Morrison, USC (1980-86)	7	62-64	.492
33. Everett Dean, STAN (1939-51)	11	60-73	.451
34. Johnny Dawkins, STAN (2009-)	7	58-68	.460
35. Dana Altman, ORE (2011-)	5	55-35	.611
Rob Evans, ASU (1999-06)	8	55-89	.382
37. John Bunn, STAN (1931-38)	8	52-46	.531
38. Charles Finley, ID (1948-54)	7	49-63	.438
39. Dick Harter, ORE (1972-78)	7	48-50	.490
Kelvin Sampson, WSU (1988-94)	7	48-78	.381
41. Walt Hazzard, UCLA (1985-88)	4	47-25	.653
Jim Anderson, OSU (1990-95)	6	47-61	.435
43. Ned Wulk, ASU (1958-82)	4	46-26	.639
42. Trent Johnson, STAN (2005-08)	4	45-27	.625
43. John Warren, ORE (1945-51)	5	44-39	.530
Steve Belko, ORE (1957-71)	10	44-102	.301
46. Paul Valenti, OSU (1965-70)	6	41-43	.488
47. Rene Herrerias, CAL (1961-68)	8	40-67	.374
48. Larry Farmer, UCLA (1982-84)	3	39-15	.722
Tim Floyd, USC (2006-09)	4	39-33	.542
Craig Robinson, OSU (2009-)	6	39-69	.361
51. Tad Boyle, COLO (2012-)	4	38-34	.528
Bill Borchert, ORE (1952-56)	5	38-42	.475
Jerry Green, ORE (1993-97)	5	38-52	.422
Fred Bohler, WSU (1909-26)	9	38-62	.380
55. Dick Kuchen, CAL (1979-85)	7	37-89	.294
56. Dave MacMillan, ID (1921-27)	6	36-21	.632
Andy Russo, WASH (1986-89)	4	36-36	.500
58. Rich Fox, ID (1928-36)	9	35-97	.265
59. Bob Hager, OSU (1923-28)	6	34-27	.557
Wilbur Johns, UCLA (1940-48)	9	34-58	.370
61. Tony Bennett, WSU (2007-09)	3	32-22	.593
62. Kevin Eastman, WSU (1995-99)	5	31-59	.344
63. Larry Krystkowiak, UTAH (2012-)	4	30-42	.417
Earl Wright, CAL (1921-24)	4	30-15	.667
65. Gary Cunningham, UCLA (1978-79)	2	29-3	.906
Dick Edwards, CAL (1973-78)	6	29-55	.345
Kevin O'Neill, ARIZ/USC (2008/10-13)	5	29-47	.382
Ken Bone, WSU (2010-14)	5	29-61	.322

69. Fred Snowden, ARIZ (1973-82)	4	28-44	.389
Harlan Hodges, ID (1955-59)	5	28-52	.350
Caddy Works, UCLA (1922-39)	12	28-102	.215
Jay John, OSU (2003-08)	5	28-74	.275
73. Art McLarney, WASH (1948-50)	3	27-25	.519
Bob Weinbauer, ASU (1983-85)	3	27-27	.500
Jim Haney, ORE (1979-1983)	5	27-63	.300
Dick DiBiasi, STAN (1975-81)	7	27-87	.237
77. Larry Brown, UCLA (1980-81)	2	25-11	.694
Tom Davis, STAN (1982-86)	4	25-47	.347
Mac Duckworth, WASH (1964-68)	5	24-47	.338
80. Steve Alford, UCLA (2014-)	2	23-13	.639
Gene Bartow, UCLA (1976-77)	2	23-5	.821
Jim Padgett, CAL (1969-72)	4	23-33	.411
Steve Patterson, ASU (1986-89)	4	23-41	.359
Len Stevens, WSU (1984-87)	4	23-49	.319
85. Lynn Nance, WASH (1990-93)	4	22-47	.319
Eddie Payne, OSU (1995-99)	5	22-68	.244
J.A. Brown, ID (1943-46)	4	21-46	.313
88. Tex Winter, WASH (1969-71)	3	19-23	.452
John Grayson, WASH (1960-63)	4	19-28	.404
90. Dick Bennett, WSU (2004-06)	3	18-36	.333
91. Todd Bozeman, CAL (1993-96)	4	14-40	.259
92. Andy Kerr, STAN (1923-26)	4	12-13	.480
R.B. Rutherford, OSU (1921-22)	2	12-16	.429
Husky Hunt, STAN (1927-30)	4	12-20	.375
J.W. Stewart, MONT (1924-29)	6	12-41	.226
96. Dean Walker, ORE (1919)	1	11-3	.786
Robert Burnett, STAN (1952-54)	3	11-25	.306
98. Leo Calland, USC (1928-29)	2	10-10	.500
George Bohler, ORE (1921-23)	3	10-26	.278
100. Russ Pennell, ARIZ (2009)	1	9-9	.500
Bob Evans, STAN (1919-20)	2	9-3	.750
John Davidson, WASH (1916-17)	2	9-11	.450
Charlie Parker, USC (1995-96)	2	9-18	.333
104. Paul Graham, WSU (2000-03)	4	9-63	.125
105. Wayne Tinkle, OSU (2015-)	1	8-10	.444
Walter Powell, STAN (1921)	1	8-3	.727
Don Newman, ASU (1998)	1	8-10	.444
Bill Hargiss, OSU (1919-1920)	2	8-16	.333
Ritchie McKay, OSU (2001-02)	2	8-28	.222
110. Cuonzo Martin, CAL (2015-)	1	7-11	.389
111. Ernie Holbrook, USC (1943-44)	2	7-2	.778
Julie Bestos, USC (1942)	1	7-5	.583
Everett May, OSU (1917)	1	7-6	.538
William Hollender, CAL (1919-20)	2	7-7	.500
Bob Cantu, USC (2013)	2	7-7	.500
116. Les Turner, USC (1923-1927)	5	6-22	.214
117. Andy Enfield, USC (2014-)	2	5-31	.138
Ben Cherrington, CAL (1917)	1	5-1	.833
(n/a) Kilduff, CAL (1916)	1	5-3	.625
E.J. Stewart, OSU (1916)	1	5-3	.625
Leonard Allison, WASH (1920)	1	5-7	.417
Claude Hunt, WASH (1919)	1	5-7	.417
Sly Huntington, ORE (1920)	1	5-8	.385
Jim Saia, USC (2005)	1	5-13	.278
125. Gene VanGent, STAN (1922)	1	4-6	.400
Karl Schlademan, WSU (1927-28)	2	4-16	.200
Guy Wicks, ID (1947)	2	4-28	.125
128. Jim Rosborough, ARIZ (2001)	1	3-1	.750
Bobby Muth, USC (1944-45)	2	3-6	.333
Bob Greenwood, WSU	1	3-11	.214
George Dahlberg, MONT (1938)	1	3-17	.150
132. Bob Schermerhorn, ASU (1989)	1	2-6	.250
133. Bill Hunter, USC (1922)	1	1-3	.250
Ben Lindsey, ARIZ (1983)	1	1-17	.056
135. Russell Wilson, STAN (1918)	1	0-6	.000
Hugo Bezdek, ORE (1917)	1	0-8	.000
Kevin Mouton, OSU (2008)	1	0-12	.000

1915-16

F Adolph Siebets, OSU
 F Jack Davidson, WASH
 C Dan Foster, CAL
 G P.A. Embury, CAL
 G Ira Mix, OSU

1916-17

F Adolph Siebets, OSU
 F Ivan Price, WSU
 C George Hjelte, CAL
 G Roy Bohler, WSU
 G Steve Staatz, WASH

1917-18

No Conference competition.

1918-19

F Ed Durno, ORE
 F McClellan Rockey, WSU
 C Henry Anderson, CAL
 G Hal Chapman, ORE
 G Irving Cook, WASH

1919-20

F Ed Durno, ORE
 F McClellan Rockey, WSU
 C C.E. Righter, STAN
 G Arthur Eggleston, CAL
 G Irving Cook, WASH

1920-21

F Ed Durno, ORE
 F C.E. Righter, STAN
 C Henry Sielk, WASH
 G Arthur Eggleston, CAL
 G Fred Adams, STAN

1921-22

F John Talt, CAL
 F Al Fox, IDA
 C Marshall Hjelte, OSU
 G Jimmy Bryan, WASH
 G Amory Gill, OSU

1922-23

F Al Fox, IDA
 F John Talt, CAL
 C Hugh Latham, ORE
 G Harold Telford, IDA
 G J.R. Crawford, WASH

1923-24

F Amory Gill, OSU
 F John Talt, CAL
 C Hugh Latham, ORE
 G Aubrey Kincaid, CAL
 G Dick Welts, WASH

1924-25

F Bob Hesketh, WASH
 F Harold Ridings, OSU
 C Bill Higgins, CAL
 G Carlos Steele, OSU
 G Algot Westergren, ORE

1925-26

F Albert Schuss, WASH
 F Jerry Gunther, ORE
 C Bill Higgins, CAL
 G George Dixon, CAL
 G Algot Westergren, ORE

1926-27

F Francis Watson, CAL
 F Morris Badgro, USC
 C Roy Okerberg, ORE
 G George Dixon, CAL
 G Algot Westergren, ORE

1927-28

F Monty Snider, WASH
 F Jesse Mortenson, USC
 C Jack Bruner, USC
 G Alfred James, WASH
 G Rufus Gregory, CAL

1928-29

F Vern Corbin, CAL
 F Frank McMillan, IDA
 C Harold McClary, WASH
 G Harlow Rothert, STAN
 G Joel Coffield, CAL

1929-30

F Kent Pursel, CAL
 F Henry Swanson, WASH
 C Jesse Mortenson, USC
 G John Lehnars, USC
 G Art McLarney, WSU

1930-31

F Richard Linthicum, UCLA
 F Henry Swanson, WASH
 C Wilbur Caldwell, USC
 G Ralph Cairney, WASH
 G Joel Coffield, CAL

1931-32

F Joe Kintana, CAL
 F Jerry Nemer, USC
 C Huntley Gordon, WSU
 G Ralph Cairney, WASH
 G Carl Vendt, CAL

1932-33

F Jerry Nemer, USC
 F Hal Eifert, CAL
 C Ed Lewis, OSU
 G Julie Bescos, USC
 G Hal Lee, WASH

1933-34

F Bob Galer, WASH
 F Hal Eifert, CAL
 C Lee Guttero, USC
 G Hal Lee, WASH
 G Julie Bescos, USC

1934-35

F Jack Hupp, USC
 F Bob Galer, WASH
 C Lee Guttero, USC
 G George Hibbard, OSU
 G Bryan Moore, STAN

1935-36

F Hank Luisetti, STAN
 F Wally Palmberg, OSU
 C Ralph Bishop, WASH
 G Bob Egge, WASH
 G Eddie Oram, USC

1936-37

F Hank Luisetti, STAN
 F Ed Loverich, WASH
 C Ivar Nelson, WSU
 G Eddie Oram, USC
 G Bryan Moore, STAN

1937-38

F Hank Luisetti, STAN
 F Lauren Gale, ORE
 C Art Stoefen, STAN
 G Jack Calderwood, STAN
 G Wally Johansen, ORE

1938-39

F Lauren Gale, ORE
 F Ralph Vaughn, USC
 C Urgel Wintermute, ORE
 G George Ziegenfuss, WASH
 G Dale Sears, USC

1939-40

F Ralph Vaughn, USC
 F John Dick, ORE
 C Dale Sears, USC
 G Tom McGarvin, USC
 G Al Hunter, OSU

1940-41

F Vic Townsend, ORE
 F Don Burness, STAN
 C Paul Lindeman, WSU
 G Ray Sundquist, WSU
 G Jen Davidson, STAN

1941-42

F Bob Ormsby, USC
 F Ray Turner, IDA
 C John Mandic, OSU
 G Bill Cowden, STAN
 G Jim Pollard, STAN

1942-43

F Gale Bishop, WSU
 F Gene Rock, USC
 C Chuck Gilmur, WASH
 G Jim Seminoff, USC
 G Bill Morris, WASH

1943-44

North
 F Al Akins, WASH
 F Perry Nelson, WASH
 C Jack Nichols, WASH
 G Bill Morris, WASH
 G Bill Taylor, WASH

South

F Dick West, UCLA
 F John Higgins, CAL
 C Bob Howard, USC
 G Wayne Hooper, CAL
 G Bill Rankin, UCLA

1944-45

North

F Dick Wilkins, ORE
 F Ephraim Rocha, OSU
 C Vince Hanson, WSU
 G Bob Hamilton, ORE
 G Bob Jorgenson, WASH

South

F Gus Mota, CAL
 F Bill Rankin, UCLA
 C Jack Nichols, USC
 G Bill Putnam, UCLA
 G Bob Graham, USC

1945-46

North

F Fred Quinn, IDA
 F Gale Bishop, WSU
 C Ephraim Rocha, OSU
 G Dick Wilkins, ORE
 G Norm Dalthorp, WASH

South

F Merv Lafaille, CAL
 F Andy Wolfe, CAL
 C Jack Nichols, USC
 G Chuck Clustka, UCLA
 G Bob Hogeboom, CAL

1946-47

North

F Bob Sheridan, WSU
 F Jack Nichols, WASH
 C Ephraim Rocha, OSU
 G Lew Beck, OSU
 G Stan Williamson, ORE

South

F Jack Rocker, CAL
 F Andy Wolfe, CAL
 C Don Barksdale, UCLA
 G Dave Minor, UCLA
 G John Higgins, STAN

1947-48

North

F Sammy White, WASH
 F Jack Nichols, WASH
 C Vince Hanson, WSU
 G Cliff Crandall, OSU
 G Preston Brimhall, IDA
 G Stan Williamson, ORE

South

F Chuck Hanger, CAL
 F John Stanich, UCLA
 F John Higgins, STAN
 C Alex Hannum, USC
 G Andy Wolfe, CAL
 G Dave Minor, UCLA

1948-49

North

F Ed Gayda, WSU
 F Sammy White, WASH
 C Roger Wiley, ORE
 G Cliff Crandall, OSU
 G Preston Brimhall, IDA

South

F Bill Sharman, USC
 F Alan Sawyer, UCLA
 C Bill Hagler, CAL
 G George Stanich, UCLA
 G Dave Davidson, STAN

1949-50

North

F Will Urban, ORE
 F Ed Gayda, WSU
 C Gene Conley, WSU
 G Lou Soriano, WASH
 G Bob Pritchett, IDA

South

F Bill Sharman, USC
 F George Yardley, STAN
 C Carl Kraushaar, UCLA
 G George Stanich, UCLA
 G Bob Matheny, CAL

1950-51

North

F Frank Guisness, WASH
 F Bob Peterson, ORE
 C Bob Houbregs, WASH
 G Bob Gambold, WSU
 G Bob Payne, OSU

South

F Dick Ridgway, UCLA
 F Bill Hagler, CAL
 C Jim Ramstead, STAN
 G Tom Riach, USC
 G Eddie Sheldrake, UCLA

1951-52

North

F Frank Guisness, WASH
 F Hartly Kruger, IDA
 C Bob Houbregs, WASH
 G Ken Hunt, ORE
 G Danny Johnston, OSU

South

F Ron Tomsic, STAN
 F Ken Flower, USC
 C Bob McKeen, CAL
 G Jim Doan, CAL
 G Jim Walsh, STAN

1952-53

North

F Chet Noe, ORE
 F Doug McClary, WASH
 C Bob Houbregs, WASH
 G Joe Cipriano, WASH
 G Ken Wegner, ORE

South

F Ken Flower, USC
 F John Rickson, CAL
 C Bob McKeen, CAL
 G Bob Matheny, CAL
 G Ron Tomsic, STAN

1953-54

North

F Ron Bennink, WSU
 F Dean Parsons, WASH
 C Swede Halbrook, OSU
 G Cecil Holland, ORE
 G Bob Garrison, IDA

South

F Roy Irvin, USC
 F Bob McKeen, CAL
 C Russ Lawler, STAN
 G Ron Livingston, UCLA
 G Don Bragg, UCLA

1954-55

North

F Dean Parsons, WASH
 F Jim Loscutoff, ORE
 C Swede Halbrook, OSU
 G Ron Bennink, WSU
 G Harlan Melton, IDA

South

F John Moore, UCLA
 F Don Bragg, UCLA
 F Willie Naufls, UCLA
 C Bob McKeen, CAL
 G Ron Tomsic, STAN
 G Dick Welsh, USC

1955-56

F Willie Naufls, UCLA
 F Larry Beck, WSU
 C Bruno Boin, WASH
 G Morris Taft, UCLA
 G George Selleck, STAN

1956-57

F Larry Friend, CAL
 F Dave Gambee, OSU
 C Doug Smart, WASH
 G Larry Beck, WSU
 G Danny Rogers, USC

1957-58

F Dave Gambee, OSU
 F Doug Smart, WASH
 C Don McIntosh, CAL
 G Charlie Franklin, ORE
 G Gary Simmons, IDA

1958-59

F Doug Smart, WASH
 F John Werhas, USC
 F Walt Torrence, UCLA
 C Darrall Imhoff, CAL
 G Denny Fitzpatrick, CAL
 G Paul Neumann, STAN
 G Lee Harman, OSU

1959-60

F Bill Hanson, So., WASH
 F Bill McClintock, Jr., CA
 C Darrall Imhoff, Sr., CAL
 G John Arrillaga, Sr., STAN
 G Earl Schultz, Jr., CAL

1960-61

F Bill Hanson, Jr., WASH
 F Bill McClintock, Sr., CAL
 C John Rudometkin, Jr., USC
 G Gary Cunningham, Jr., UCLA
 G Chris Appel, Jr., USC

1961-62

F John Windsor, Sr., STAN
 F John Rudometkin, Sr., USC
 C Bill Hanson, Sr., WASH
 G John Green, Sr., UCLA
 G Chris Appel, Sr., USC

1962-63

F Gordon Martin, Sr., USC
 F Ed Correll, Sr., WASH
 C Tom Dose, Jr., STAN
 G Walt Hazzard, Jr., UCLA
 G Don Clemetson, Sr., STAN

1963-64

F Jack Hirsch, Sr., UCLA
 F Allen Young, Jr., USC
 C Tom Dose, Sr., STAN
 G Gail Goodrich, Jr., UCLA
 G Walt Hazzard, Sr., UCLA

1964-65

F Keith Erickson, Sr., UCLA
 F Bob Bedell, Jr., STAN
 C John Block, Jr., USC
 G Gail Goodrich, Sr., UCLA
 G Jim Jarvis, Sr., OSU

1965-66

F Charlie White, Sr., OSU
 F Mike Lynn, Jr., UCLA
 C John Block, Sr., USC
 F Jim Barnett, Sr., ORE
 G Art Harris, So., STAN

1966-67

F Jim McKean, Jr., WSU
 F Bill Hewitt, Jr., USC
 C Lew Alcindor, So., UCLA
 G Russ Critchfield, Jr., CAL
 G Lucius Allen, So., UCLA

1967-68

F Bill Hewitt, Sr., USC
 F Jim McKean, Sr., WSU
 C Lew Alcindor, Jr., UCLA
 G Russ Critchfield, Sr., CAL
 G Mike Warren, Sr., UCLA

1968-69

F Curtis Rowe, So., UCLA
 F Ted Wierman, Sr., WSU
 C Lew Alcindor, Sr., UCLA
 G Mack Calvin, Sr., USC
 G Charlie Johnson, So., CAL

1969-70

F Sidney Wicks, Jr., UCLA
 F George Irvine, Sr., WASH
 C Stan Love, Jr., ORE
 G Rick Erickson, Sr., WSU
 G Paul Westphal, So., USC

1970-71

F Sidney Wicks, Sr., UCLA
 F Curtis Rowe, Sr., UCLA
 C Stan Love, Sr., ORE
 G Paul Westphal, So., USC
 G Phil Chenier, Jr., CAL

1971-72

F Ansley Truitt, Sr., CAL
 F Ron Riley, Sr., USC
 F Steve Hawes, Sr., WASH
 C Bill Walton, So., UCLA
 G Freddie Boyd, Sr., OSU
 G Claude Terry, Sr., STAN

1972-73

F Keith Wilkes, Jr., UCLA
 C Rich Kelley, So., STAN
 C Bill Walton, Jr., UCLA
 G Ron Lee, Fr., ORE
 G Louie Nelson, Sr., WASH

1973-74

F Keith Wilkes, Sr., UCLA
 F Bill Walton, Sr., UCLA
 C Rich Kelley, Jr., STAN
 G Ron Lee, So., ORE
 G Dan Anderson, Sr., USC

1974-75

F Dave Meyers, Sr., UCLA
 F Lonnie Shelton, So., OSU
 C Rich Kelley, Sr., STAN
 G Gus Williams, Sr., USC
 G Ron Lee, Jr., ORE

1975-76

F Marques Johnson, Jr., UCLA
 F Greg Ballard, Jr., ORE
 F Richard Washington, Jr., UCLA
 C James Edwards, Jr., WASH
 G *Ron Lee, Sr., ORE

1976-77

F *Marques Johnson, Sr., UCLA
 F Greg Ballard, Sr., ORE
 F David Greenwood, So., UCLA
 C James Edwards, Sr., WASH
 G Mike Bratz, Sr., STAN
 G Rocky Smith, Sr., OSU

1977-78

First Team

F *David Greenwood, Jr., UCLA
 F Rickey Lee, Sr., OSU
 C Cliff Robinson, Fr., USC
 G Raymond Townsend, Sr., UCLA
 G Roy Hamilton, Jr., UCLA

Second Team

F Kimberly Belton, So., STAN
 F Donald Collins, So., WSU
 C James Donaldson, Jr., WSU
 G Gene Ransom, Jr., CAL
 G Don Carfino, So., USC

1978-79

First Team

F *David Greenwood, Sr., UCLA
 C Steve Johnson, So., OSU
 C Cliff Robinson, So., USC
 C Larry Demic, Sr., ARIZ
 G Brad Holland, Sr., UCLA
 G Roy Hamilton, Sr., UCLA

Second Team

F Don Collins, Jr., WSU
 G Joe Nehls, Jr., ARIZ
 G Wolfe Perry, Sr., STAN
 F Kimberly Belton, Jr., STAN
 F Purvis Miller, So., USC
 F Kiki Vandeweghe, Jr., UCLA

1979-80

F *Don Collins, Sr., WSU
 F Kurt Nimphius, Sr., ASU
 F Kiki Vandeweghe, Sr., UCLA
 F Kimberly Belton, Sr., STAN
 F Doug True, Sr., CAL
 C Steve Johnson, Jr., OSU
 G Ray Blume, Jr., OSU
 G Don Carfino, Sr., USC
 G Bryan Rison, Sr., WSU
 G Joe Nehls, Sr., ARIZ

1980-81

F Ron Davis, Sr., ARIZ
 F Mike Sanders, Jr., UCLA
 F Andra Griffin, Sr., WASH
 F Sam Williams, Sr., ASU
 F Maurice Williams, Jr., USC
 C *Steve Johnson, Sr., OSU
 C Alton Lister, Sr., ASU
 G Ray Blume, Sr., OSU
 G Rod Foster, So., UCLA
 G Mark Radford, Sr., OSU
 G Lafayette Lever, Jr., ASU

1981-82

F Kenny Fields, So., UCLA
 F Mike Sanders, Sr., UCLA
 F Dan Caldwell, Sr., WASH
 F Maurice Williams, Sr., USC
 C Mark McNamara, Sr., CAL
 C Charlie Sittin, So., OSU
 C John Revelli, So., STAN
 G *Lester Conner, Sr., OSU
 G Dwight Anderson, Sr., USC
 G Lafayette Lever, Sr., ASU

1982-83

F *Kenny Fields, Jr., UCLA
 F Steve Harriel, Sr., WSU
 F A.C. Green, So., OSU
 F Paul Williams, Sr., ASU
 C Charlie Sittin, Jr., OSU
 C Blair Rasmussen, So., ORE
 G Byron Scott, Jr., ASU
 G Rod Foster, Sr., UCLA
 G Jacque Hill, Sr., USC
 G Keith Jones, Jr., STAN

1983-84

F *A.C. Green, Jr., OSU
 F Detlef Schrempf, Jr., WASH
 F Charlie Sittin, Sr., OSU
 F Kenny Fields, Sr., UCLA
 F Wayne Carlander, Jr., USC
 C Blair Rasmussen, Jr., ORE
 C Pete Williams, Jr., ARIZ
 G Keith Jones, Sr., STAN
 G Chris Beasley, Sr., ASU
 G Ralph Jackson, Sr., UCLA

1984-85

F *Wayne Carlander, Sr., USC
 F A.C. Green, Sr., OSU
 F Detlef Schrempf, Sr., WASH
 F Eddie Smith, Sr., ARIZ
 C Pete Williams, Sr., ARIZ
 C Blair Rasmussen, Sr., ORE
 C Chris Welp, So., WASH
 G Nigel Miguel, Sr., UCLA
 G Keith Morrison, Jr., WSU

1985-86

F Derrick Dowell, Jr., USC
 F Paul Fortier, Sr., WASH
 F Reggie Miller, Jr., UCLA
 C Jerry Adams, Sr., ORE
 C Jose Ortiz, Jr., OSU
 C *Chris Welp, Jr., WASH
 G Kevin Johnson, Jr., CAL
 G Steve Kerr, Jr., ARIZ
 G Todd Lichti, Fr., STAN
 G Keith Morrison, Sr., WSU

1986-87

F Derrick Dowell, Sr., USC
 F Sean Elliott, So., ARIZ
 F Todd Lichti, So., STAN
 F Reggie Miller, Sr., UCLA
 F Phil Zevenbergen, Sr., WASH
 C *Jose Ortiz, Sr., OSU
 C Chris Welp, Sr., WASH
 G Steve Beck, Sr., ASU
 G Kevin Johnson, Sr., CAL
 G Pooh Richardson, So., UCLA
 G Anthony Taylor, Jr., ORE

1987-88

F Anthony Cook, Jr., ARIZ
 F *Sean Elliott, Jr., ARIZ
 F Trevor Wilson, So., UCLA
 F Howard Wright, Jr., STAN
 G Steve Kerr, Sr., ARIZ
 G Todd Lichti, Jr., STAN
 G Gary Payton, So., OSU
 G Eldridge Recasner, So., WASH
 G Pooh Richardson, Jr., UCLA
 G Anthony Taylor, Sr., ORE

1988-89

F Anthony Cook, Sr., ARIZ
 F Trent Edwards, Sr., ASU
 F *Sean Elliott, Sr., ARIZ
 F Trevor Wilson, Jr., UCLA
 F Howard Wright, Sr., STAN
 C Leonard Taylor, Sr., CAL
 G Todd Lichti, Sr., STAN
 G Gary Payton, Jr., OSU
 G Eldridge Recasner, Jr., WASH
 G Pooh Richardson, Sr., UCLA

1989-90

F Jud Buechler, Sr., ARIZ
 F Brian Hendrick, Fr., CAL
 F Adam Keefe, So., STAN
 F Don MacLean, So., UCLA
 F Trevor Wilson, Sr., UCLA
 G *Gary Payton, Sr., OSU
 G Terrell Brandon, So., ORE
 G Harold Miner, Fr., USC
 G Eldridge Recasner, Sr., WASH
 G Keith Smith, Sr., CAL

1990-91

F Teo Alibegovic, Sr., OSU
 F Don MacLean, Jr., UCLA
 F Tracy Murray, So., UCLA
 F Brian Williams, Jr., ARIZ
 C Isaac Austin, Sr., ASU
 C Ronnie Coleman, Sr., USC
 C Brian Hendrick, So., CAL
 C Adam Keefe, Jr., STAN
 G *Terrell Brandon, Jr., ORE
 G Harold Miner, So., USC

1991-92

F Brian Hendrick, Jr., CAL
 F Adam Keefe, Sr., STAN
 F Don MacLean, Sr., UCLA
 F Chris Mills, Jr., ARIZ
 F Tracy Murray, Jr., UCLA
 C Scott Haskin, Jr., OSU
 C Sean Rooks, Sr., ARIZ
 G Duane Cooper, Sr., USC
 G Terrence Lewis, Sr., WSU
 G *Harold Miner, Jr., USC

1992-93

F *Chris Mills, Sr., ARIZ
 F Lamond Murray, So., CAL
 F Ed O'Bannon, So., UCLA
 C Scott Haskin, Sr., OSU
 C Rich Manning, Sr., WASH
 G Tyus Edney, So., UCLA
 G Jason Kidd, Fr., CAL
 G Bennie Seltzer, Sr., WSU
 G Stevin Smith, Jr., ASU
 G Damon Stoudamire, So., ARIZ

1993-94

F Mario Bennett, So., ASU
 F Lamond Murray, Jr., CAL
 F Ed O'Bannon, Jr., UCLA
 F Lorenzo Orr, Jr., USC
 G Tyus Edney, Jr., UCLA
 G *Jason Kidd, So., CAL
 G Khalid Reeves, Sr., ARIZ
 G Stevin Smith, Sr., ASU
 G Damon Stoudamire, Jr., ARIZ
 G Orlando Williams, Jr., ORE

1994-95

F Brent Barry, Sr., OSU
 F Mario Bennett, Sr., ASU
 G Dion Cross, Jr., STAN
 G Tyus Edney, Sr., UCLA
 F Mark Hendrickson, Jr., WSU
 G Brevin Knight, So., STAN
 F *Ed O'Bannon, Sr., UCLA
 F Ray Owes, Sr., ARIZ
 G *Damon Stoudamire, Sr., ARIZ
 G Orlando Williams, Sr., ORE

1995-96

F *Shareef Abdur-Rahim, Fr., CAL
 G Toby Bailey, So., UCLA
 G Dion Cross, Sr., STAN
 F Ben Davis, Sr., ARIZ
 G Isaac Fontaine, Jr., WSU
 G Reggie Geary, Sr., ARIZ
 F J.R. Henderson, So., UCLA
 F Mark Hendrickson, Sr., WSU
 G Brevin Knight, Jr., STAN
 F Charles O'Bannon, Jr., UCLA
 F Mark Sanford, So., WASH

1996-97

G Toby Bailey, Jr., UCLA
 G Stais Boseman, Sr., USC
 F Michael Dickerson, Jr., ARIZ
 G Isaac Fontaine, Sr., WSU
 G *Ed Gray, Sr., CAL
 G Brevin Knight, Sr., STAN
 C Jelani McCoy, So., UCLA
 F Charles O'Bannon, Sr., UCLA
 F Mark Sanford, Jr., WASH
 G Jeremy Veal, Jr., ASU
 G Kenya Wilkins, Sr., ORE

1997-98

G Toby Bailey, Sr., UCLA
 G *Mike Bibby, So., ARIZ
 F Carlos Daniel, Sr., WSU
 F Michael Dickerson, Sr., ARIZ
 F J.R. Henderson, Sr., UCLA
 C Todd MacCulloch, Jr., WASH
 G Miles Simon, Sr., ARIZ
 G Jeremy Veal, Sr., ASU
 G Kris Weems, Jr., STAN
 C Tim Young, Jr., STAN

1998-99

F Mike Batiste, Sr., ASU
 F A.J. Bramlett, Sr., ARIZ
 G Baron Davis, So., UCLA
 G Eddie House, Jr., ASU
 F Bobby Lazor, Sr., ASU
 G Arthur Lee, Sr., STAN
 C Todd MacCulloch, Sr., WASH
 F Mark Madson, Jr., STAN
 G Deaundra Tanner, So., OSU
 G *Jason Terry, Sr., ARIZ

1999-00

G Jason Gardner, Fr., ARIZ
 G *Eddie House, Sr., ASU
 F Casey Jacobsen, Fr., STAN
 F Jason Kapono, Fr., UCLA
 F Sean Lampley, Jr., CAL
 F Mark Madsen, Sr., STAN
 F Brian Scalabrine, Jr., USC
 G Alex Scales, Sr., ORE
 C Loren Woods, Jr., ARIZ
 F Michael Wright, So., ARIZ

2000-01

G Gilbert Arenas, So., ARIZ
 F Bryan Bracey, Sr., ORE
 F Sam Clancy, Jr., USC
 F Jason Collins, Sr., STAN
 C Jason Collins, Jr., STAN
 G/F Casey Jacobsen, So., STAN
 F Jason Kapono, So., UCLA
 F *Sean Lampley, Sr., CAL
 G Earl Watson, Sr., UCLA
 F Michael Wright, Jr., ARIZ

2001-02

C Curtis Borchardt, Jr., STAN
 F *Sam Clancy, Sr., USC
 G Jason Gardner, Jr., ARIZ
 G/F Casey Jacobsen, Jr., STAN
 G Frederick Jones, Sr., ORE
 F Jason Kapono, Jr., UCLA
 F/C Chad Prewitt, Sr., ASU
 G Luke Ridnour, So., ORE
 F Luke Walton, Jr., ARIZ
 F Doug Wrenn, So., WASH

2002-03

G Julius Barnes, Sr., STAN
 C Ike Diogu, Fr., ASU
 G Jason Gardner, Sr., ARIZ
 F Luke Jackson, Jr., ORE
 F Jason Kapono, Sr., UCLA
 F Philip Ricci, Sr., OSU
 G *Luke Ridnour, Jr., ORE
 F Joe Shipp, Sr., CAL
 F Amit Tamir, So., CAL
 F Luke Walton, Sr., ARIZ

2003-04

G/F *Josh Childress, Jr., STAN
 F/C Ike Diogu, So., ASU
 G Desmon Farmer, Sr., USC
 C Channing Frye, Jr., ARIZ
 G Chris Hernandez, So., STAN
 F Andre Iguodala, So., ARIZ
 F Luke Jackson, Sr., ORE
 F David Lucas, Jr., OSU
 F Leon Powe, Fr., CAL
 G Nate Robinson, So., WASH

2004-05

F/C *Ike Diogu, Jr., ASU
 C Channing Frye, Sr., ARIZ
 G Dan Grunfeld, Jr., STAN
 G Chris Hernandez, Jr., STAN
 G Thomas Kelati, Sr., WSU
 F David Lucas, Sr., OSU
 G Nate Robinson, Jr., WASH
 G Tre Simmons, Sr., WASH
 G Salim Stoudamire, Sr., ARIZ
 G/F Dijon Thompson, Sr., UCLA

2005-06

G Hassan Adams, Sr., ARIZ
 G Arron Afflalo, So., UCLA
 G Jordan Farmar, So., UCLA
 F Matt Haryasz, Sr., STAN
 G Chris Hernandez, Sr., STAN
 F Leon Powe, So., CAL
 G Gabe Pruitt, So., USC
 G *Brandon Roy, Sr., WASH
 G Ayinde Ubaka, Jr., CAL
 G/F Nick Young, So., USC

2006-07

G *Arron Afflalo, Jr., UCLA
 F Jon Brockman, So., WASH
 G Aaron Brooks, Sr., ORE
 G Darren Collison, So., UCLA
 F Lawrence Hill, So., STAN
 G Derrick Low, Jr., WSU
 G Kyle Weaver, Jr., WSU
 F Marcus Williams, So., ARIZ
 G/F Nick Young, Jr., USC

2007-08

First Team
 F Ryan Anderson, So., CAL
 G James Harden, Fr., ASU
 F Brook Lopez, So., STAN
 C *Kevin Love, Fr., UCLA
 G O.J. Mayo, Fr., USC

Second Team
 G Jerryd Bayless, Fr., ARIZ
 F Jon Brockman, Jr., WASH
 G Darren Collison, Jr., UCLA
 F Maarty Leunen, Sr., ORE
 G Kyle Weaver, Sr., WSU

Third Team
 F Chase Buderger, So., ARIZ
 F Taj Gibson, So., USC
 G Derrick Low, Sr., WSU
 F Jeff Pendergraph, Jr., ASU
 G Russell Westbrook, So., ASU

2008-09

First Team
 F Jon Brockman, Sr., WASH
 F Chase Buderger, Jr., ARIZ
 G Patrick Christopher, Jr., CAL
 G Darren Collison, Sr., UCLA
 G Justin Dentmon, Sr., WASH
 G *James Harden, So., ASU
 F Jordan Hill, Jr., ARIZ
 F Jeff Pendergraph, Sr., ASU
 G Jerome Randle, Jr., CAL
 G Taylor Rochestie, Sr., WSU

Second Team
 F Taj Gibson, Jr., USC
 G Daniel Hackett, Jr., USC
 G/F Josh Shipp, Sr., UCLA
 G Isaiah Thomas, Fr., WASH
 G Nic Wise, Jr., ARIZ

2009-10

First Team
 G Ty Abbott, Jr., ASU
 G Patrick Christopher, Sr., CAL
 F Landry Fields, Sr., STAN
 F Quincy Pondexter, Sr., WASH
 G *Jerome Randle, Sr., CAL
 G Michael Roll, Sr., UCLA
 G Isaiah Thomas, So., WASH
 G Klay Thompson, So., WSU
 F Derrick Williams, Fr., ARIZ
 G Nic Wise, Sr., ARIZ

Second Team
 F Jamal Boykin, Sr., CAL
 G Jeremy Green, So., STAN
 G Calvin Haynes, Jr., OSU
 F Theo Robertson, Sr., CAL
 F Nikola Vucevic, So., USC

2010-11

First Team
 F Matthew Bryan-Amaning, Sr., WASH
 G Jeremy Green, Jr., STAN
 G Jorge Gutierrez, Jr., CAL
 F Tyler Honeycutt, So., UCLA
 G Malcolm Lee, Jr., UCLA
 F Reeves Nelson, So., UCLA
 G Isaiah Thomas, Jr., WASH
 G Klay Thompson, Jr., WSU
 F Nikola Vucevic, Jr., USC
 F *Derrick Williams, So., ARIZ

Second Team
 F DeAngelo Casto, Jr., WSU
 F Joevan Catron, Sr., ORE
 G Jared Cunningham, So., OSU
 F Harper Kamp, Jr., CAL
 G Trent Lockett, So., ASU

2011-12

First Team
 G Allen Crabbe, So., CAL
 G Jared Cunningham, Jr., OSU
 G Kyle Fogg, Sr., ARIZ
 G *Jorge Gutierrez, Sr., CAL
 F Solomon Hill, Jr., ARIZ
 G Devoe Joseph, Sr., ORE
 F Brock Motum, Jr., WSU
 F André Roberson, So., COLO
 G Terence Ross, So., WASH
 G Tony Wroten, Fr., WASH

Second Team
 G Carlon Brown, Sr., COLO
 G Lazeric Jones, Sr., UCLA
 F Harper Kamp, Sr., CAL
 F Josh Owens, Sr., STAN
 F E.J. Singler, Jr., ORE

2012-13

First Team
 G Jahii Carson, Fr., ASU
 G *Allen Crabbe, Jr., CAL
 G Spencer Dinwiddie, So., COLO
 G Larry Drew II, Sr., UCLA
 F Solomon Hill, Sr., ARIZ
 G Mark Lyons, Sr., ARIZ
 G/F Shabazz Muhammad, Fr., UCLA
 F Dwight Powell, Jr., STAN
 F André Roberson, Jr., COLO
 G E.J. Singler, Sr., ORE

Second Team
 G Kyle Anderson, Fr., UCLA
 G Justin Cobbs, Jr., CAL
 G/F Carrick Felix, Sr., ASU
 F Brock Motum, Sr., WSU
 G C.J. Wilcox, Jr., WASH

2013-14

First Team
 G Jordan Adams, So., UCLA
 G Kyle Anderson, So., UCLA
 G Jahii Carson, So., ASU
 G Justin Cobbs, Sr., CAL
 F Aaron Gordon, Fr., ARIZ
 G *Nick Johnson, Jr., ARIZ
 F Dwight Powell, Sr., STAN
 G Chasson Randle, Jr., STAN
 F Josh Scott, So., COLO
 G Delon Wright, Jr., UTAH

Second Team
 C Jordan Bachynski, Sr., ASU
 G T.J. McConnell, Jr., ARIZ
 G Roberto Nelson, Sr., OSU
 G C.J. Wilcox, Sr., WASH
 G Joe Young, Jr., ORE

2014-15

First Team
 F Rondae Hollis-Jefferson, So., ARIZ
 F Stanley Johnson, Fr., ARIZ
 G DaVonté Lacy, Sr., WSU
 G T.J. McConnell, Sr., ARIZ
 G Gary Payton II, Jr., OSU
 G Norman Powell, Sr., UCLA
 G Chasson Randle, Sr., STAN
 G Tyrone Wallace, Jr., CAL
 G Delon Wright, Sr., UTAH
 G *Joseph Young, Sr., ORE

Second Team
 G Askia Booker, Sr., COLO
 F Elgin Cook, Jr., ORE
 F Kevon Looney, Fr., UCLA
 G Brandon Taylor, Jr., UTAH
 G Nigel Williams-Goss, Sr., WASH

ALL-CONFERENCE BY SCHOOL

(Total selections)

1. UCLA	121
2. WASH	94
3. CAL	91
USC	80
5. STAN	81
6. ORE	67
7. OSU	63
8. ARIZ	61
9. WSU	49
10. ASU	33
11. IDA	13
12. COLO	6
13. UTAH	3
14. MONT	0

ARIZONA (45)

G Hassan Adams ('06)
 G Gilbert Arenas ('01)
 G Jerryd Bayless ('08)
 G Mike Bibby ('98)
 F A.J. Bramlett ('99)
 F Chase Budinger ('08, '09)
 F Jud Buechler ('90)
 F Anthony Cook ('88, '89)
 F Ben Davis ('96)
 F Ron Davis ('81)
 C Larry Demic ('79)
 F Michael Dickerson ('97)
 F Sean Elliott ('87, '88, '89)
 G Kyle Fogg ('12)
 C Channing Frye ('04, '05)
 G Jason Gardner ('00, '02, '03)
 G Reggie Geary ('96)
 F Aaron Gordon ('14)
 F Jordan Hill ('09)
 F Solomon Hill ('12, '13)
 F Rondae Hollis-Jefferson ('15)
 F Andre Iguodala ('04)
 G Nick Johnson ('14)
 F Stanley Johnson ('15)
 G Steve Kerr ('86, '88)
 G Mark Lyons ('13)
 G T.J. McConnell ('14, '15)
 F Chris Mills ('92, '93)
 G Joe Nehls ('80)
 F Ray Owes ('95)
 G Khalid Reeves ('94)
 C Sean Rooks ('92)
 G Miles Simon ('98)
 F Eddie Smith ('85)
 G Damon Stoudamire ('93, '94, '95)
 G Salim Stoudamire ('05)
 G Jason Terry ('99)
 F Luke Walton ('02, '03)
 F Brian Williams ('91)
 F Derrick Williams ('10, '11)
 C Pete Williams ('84, '85)
 F Marcus Williams ('07)
 G Nic Wise ('09, '10)
 C Loren Woods ('00)
 F Michael Wright ('00, '01)

ARIZONA STATE (25)

G Ty Abbott ('10)
 C Isaac Austin ('91)
 C Jordan Bachynski ('14)
 F Mike Batiste ('99)
 G Chris Beasley ('84)
 G Steve Beck ('87)
 F Mario Bennett ('94, '95)
 G Jahii Carson ('13, '14)
 F Ike Diogu ('03, '04, '05)
 F Trent Edwards ('89)
 G/F Carrick Felix ('13)
 G James Harden ('08, '09)
 G Eddie House ('99, '00)
 F Bobby Lazor ('99)
 G Lafayette Lever ('81, '82)
 C Alton Lister ('81)
 G Trent Locket ('11)
 F Kurt Nimphius ('80)
 F Jeff Pendergraph ('08, '09)
 F/C Chad Prewitt ('02)
 G Byron Scott ('83)
 G Stevin Smith ('93, '94)
 F Paul Williams ('83)
 F Sam Williams ('81)
 G Jeremy Veal ('97, '98)

CALIFORNIA (62)

C Henry Anderson ('19)
 F Ryan Anderson ('08)
 F Jamal Boykin ('10)
 G Phil Chenier ('71)
 G Patrick Christopher ('09, '10)
 G Justin Cobbs ('13, '14)
 G Joel Coffield ('29, '31)
 F Vern Corbin ('29)
 G Allen Crabbe ('12)
 G Russ Critchfield ('67, '68)
 G George Dixon ('26, '27)
 G Arthur Eggleston ('20, '21)
 F Hal Eifert ('33, '34)
 G P.A. Embury ('16)
 G Denny Fitzpatrick ('59)
 C Dan Foster ('16)
 F Larry Friend ('57)
 G Ed Gray ('97)
 G Rufus Gregory ('28)
 G Jorge Gutierrez ('11, '12)
 C Bill Hagler ('49, '51)
 F Chuck Hanger ('48)
 F Brian Hendrick ('90, '91, '92)
 C Bill Higgins ('25, '26)
 F John Higgins ('44)
 G Bob Hogeboom ('46)
 G Wayne Hooper ('44)
 C Darrall Imhoff ('59, '60)
 G Charlie Johnson ('69)
 G Kevin Johnson ('86, '87)
 F Harper Kamp ('11, '12)
 G Jason Kidd ('93, '94)
 G Aubrey Kincaid ('24)
 F Joe Kintana ('32)
 F Merv Lafaille ('46)
 F Sean Lampley ('00, '01)
 G Bob Matheny ('50, '53)
 F Bill McClintock ('60, '61)
 C Don McIntosh ('58)
 C Bob McKeen ('53, '54, '55)
 C Mark McNamara ('82)
 F Gus Mota ('45)
 F Lamond Murray ('93, '94)
 F Leon Powe ('04, '06)
 F Kent Pursel ('30)
 G Jerome Randle ('09, '10)
 G John Ricksen ('53)
 G Theo Robertson ('10)
 F Jack Rocker ('47)
 F Joe Ship ('03)
 F John Tait ('22, '23, '24)
 C Leonard Taylor ('89)
 F Doug True ('80)
 F Ansley Truitt ('71)
 G Earl Schultz ('60)
 G Keith Smith ('90)
 F Amit Tamir ('03)
 G Ayinde Ubaka ('06)
 G Carl Vendt ('32)
 G Tyrone Wallace ('15)
 F Francis Watson ('27)
 F Andy Wolfe ('46, '47, '48)

COLORADO (5)

G Askia Booker ('15)
 G Carlton Brown ('12)
 G Spencer Dinwiddie ('13)
 F André Roberson ('12, '13)
 F Josh Scott ('14)

OREGON (45)

C Jerry Adams ('86)
 F Greg Ballard ('76, '77)
 G Jim Barnett ('66)

F Bryan Bracey ('01)
 G Terrell Brandon ('90, '91)
 G Aaron Brooks ('07)
 F Joevan Catron ('11)
 G Hal Chapman ('19)
 F Elgin Cook ('15)
 F John Dick ('40)
 F Ed Durno ('19, '20, '21)
 G Charlie Franklin ('58)
 F Lauren Gale ('38, '39)
 F Jerry Gunther ('26)
 G Bob Hamilton ('45)
 G Cecil Holland ('54)
 G Ken Hunt ('52)
 F Luke Jackson ('03, '04)
 G Wally Johansen ('38)
 G Frederick Jones ('02)
 G Devoe Joseph ('12)
 C Hugh Latham ('23, '24)
 G Ron Lee ('73, '74, '75, '76)
 F Maarty Leunen ('08)
 F Jim Loscutt ('55)
 C Stan Love ('70, '71)
 F Chet Noe ('53)
 C Roy Okerberg ('27)
 F Bob Peterson ('51)
 C Blair Rasmussen ('83, '84, '85)
 G Luke Ridnour ('02, '03)
 G Anthony Taylor ('87, '88)
 G Alex Scales ('00)
 F E.J. Singler ('12, '13)
 G Vic Townsend ('41)
 F Will Urban ('50)
 G Ken Wegner ('53)
 G Algot Westergren ('25, '26, '27)
 C Roger Wiley ('49)
 G Dick Wilkins ('45, '46)
 G Kenya Wilkins ('97)
 G Orlando Williams ('94, '95)
 G Stan Williamson ('47, '48)
 C Urgel Wintermute ('39)
 G Joseph Young ('14, '15)

OREGON STATE (45)

F Teo Alibegovic ('91)
 F Brent Barry ('95)
 G Lew Beck ('47)
 G Ray Blume ('80, '81)
 G Freddie Boyd ('72)
 G Lester Conner ('82)
 G Cliff Crandall ('48, '49)
 G Jared Cunningham ('11, '12)
 F Dave Gambee ('57, '58)
 G Amory Gill ('22, '24)
 F A.C. Green ('83, '84, '85)
 C Swede Halbrook ('54, '55)
 G Lee Harman ('59)
 C Scott Haskin ('92, '93)
 G Calvin Haynes ('10)
 G George Hibbard ('35)
 C Marshall Hjelte ('22)
 G Al Hunter ('40)
 G Jim Jarvis ('65)
 C Steve Johnson ('79, '80, '81)
 G Danny Johnston ('52)
 F Rickey Lee ('78)
 C Ed Lewis ('33)
 F David Lucas ('04, '05)
 C John Mandic ('42)
 G Ira Mix ('16)
 G Roberto Nelson ('14)
 C Jose Ortiz ('86, '87)
 F Wally Palmberg ('36)
 G Bob Payne ('51)
 G Gary Payton ('88, '89, '90)

G Gary Payton II ('15)
 G Mark Radford ('81)
 C Philip Ricci ('03)
 F Harold Ridings ('25)
 F Ephraim Rocha ('45, '46, '47)
 F Lonnie Shelton ('75)
 F Adolph Siebets ('16, '17)
 C Charlie Sitton ('82, '83, '84)
 G Rocky Smith ('77)
 G Carlos Steele ('25)
 G Deaundra Tanner ('99)
 F Charlie White ('66)

STANFORD (55)

G Fred Adams ('21)
 G John Arrillaga ('60)
 G Julius Barnes ('03)
 F Bob Bedell ('65)
 F Kimberly Belton ('80)
 C Curtis Borchardt ('02)
 F Don Burness ('41)
 G Mike Bratz ('77)
 G Jack Calderwood ('38)
 G/F Josh Childress ('04)
 G Don Clemetson ('63)
 F Jarron Collins ('01)
 C Jason Collins ('01)
 G Bill Cowden ('42)
 G Dion Cross ('95, '96)
 G Dave Davidson ('49)
 G Jen Davidson ('41)
 C Tom Dose ('63, '64)
 F Landry Fields ('10)
 G Jeremy Green ('10, '11)
 G Dan Grunfeld ('05)
 G Art Harris ('66)
 F Matt Haryasz ('06)
 G Chris Hernandez ('04, '05, '06)
 G John Higgins ('47, '48)
 F Lawrence Hill ('07)
 F Casey Jacobsen ('00, '01, '02)
 G Keith Jones ('83, '84)
 F Adam Keefe ('90, '91, '92)
 C Rich Kelley ('73, '74, '75)
 G Brevin Knight ('95, '96, '97)
 C Russ Lawler ('54)
 G Arthur Lee ('99)
 G Todd Lichti ('86, '87, '88, '89)
 F Brook Lopez ('08)
 F Hank Luisetti ('36, '37, '38)
 F Mark Madsen ('99, '00)
 G Bryan Moore ('35, '37)
 G Paul Neumann ('59)
 F Josh Owens ('12)
 G Jim Pollard ('42)
 F Dwight Powell ('13, '14)
 C Jim Ramstead ('51)
 G Chasson Randle ('14, '15)
 C John Revelli ('82)
 C C.E. Righter ('20, '21)
 G Harlow Rother ('29)
 G George Selleck ('55)
 C Art Stoefen ('38)
 G Claude Terry ('72)
 G Ron Tomsic ('53, '55)
 G Kris Weems ('98)
 F John Windsor ('62)
 F Howard Wright ('88, '89)
 F George Yardley ('50)
 C Tim Young ('98)

UCLA (80)

G Jordan Adams ('14)
 G Arron Afflalo ('06, '07)
 C Lew Alcindor ('67, '68, '69)

G Lucius Allen ('67)
 G Kyle Anderson ('13, '14)
 G Toby Bailey ('96, '97, '98)
 C Don Barksdale ('47)
 G Don Bragg ('54, '55)
 G Chuck Clustka ('46)
 G Darren Collison ('07, '08, '09)
 G Gary Cunningham ('61)
 G Baron Davis ('99)
 G Larry Drew II ('13)
 G Tyrus Edney ('93, '94, '95)
 F Keith Erickson ('65)
 G Jordan Farmar ('06)
 F Kenny Fields ('82, '83, '84)
 G Rod Foster ('81, '83)
 G Gail Goodrich ('64, '65)
 G John Green ('62)
 F David Greenwood ('77, '78, '79)
 G Roy Hamilton ('78, '79)
 G Walt Hazzard ('63, '64)
 F J.R. Henderson ('96, '98)
 F Jack Hirsch ('64)
 G Brad Holland ('79)
 F Tyler Honeycutt ('11)
 G Ralph Jackson ('84)
 F Marques Johnson ('76, '77)
 G Lazerio Jones ('12)
 F Jason Kapono ('00, '01, '02, '03)
 C Carl Kraushaar ('50)
 G Malcolm Lee ('11)
 F Richard Linthicum ('31)
 G Ron Livingston ('54)
 F Kevon Looney ('15)
 C Kevin Love ('08)
 F Mike Lynn ('66)
 F Don MacLean ('90, '91, '92)
 C Jelani McCoy ('97)
 F Dave Meyers ('75)
 G Nigel Miguel ('85)
 F Reggie Miller ('86, '87)
 G Dave Minor ('47, '48)
 F John Moore ('55)
 G Shabazz Muhammad ('13)
 F Tracy Murray ('91, '92)
 F Reeves Nelson ('11)
 F Willie Naulls ('55, '56)
 F Charles O'Bannon ('96, '97)
 F Ed O'Bannon ('93, '94, '95)
 G Norman Powell ('15)
 G Bill Putnam ('45)
 G Bill Rankin ('44, '45)
 G Pooh Richardson ('87, '88, '89)
 F Dick Ridgway ('51)
 G Michael Roll ('10)
 F Curtis Rowe ('69, '71)
 F Mike Sanders ('81, '82)
 F Alan Sawyer ('49)
 G Eddie Sheldrake ('51)
 G/F Josh Shipp ('09)
 G George Stanich ('49, '50)
 F John Stanich ('48)
 G Morris Taft ('56)
 G/F Dijon Thompson ('05)
 G Walt Torrence ('59)
 G Raymond Townsend ('78)
 F Kiki Vandeweghe ('80)
 C Bill Walton ('72, '73, '74)
 G Mike Warren ('68)
 F Richard Washington ('76)
 G Earl Watson ('01)
 F Dick West ('44)
 G Russell Westbrook ('08)
 F Sidney Wicks ('70, '71)
 F Keith Wilkes ('73, '74)
 F Trevor Wilson ('88, '89, '90)

USC (59)

- G Dan Anderson ('74)
- G Dwight Anderson ('82)
- G Chris Appel ('61, '62)
- F Morris Badgro ('27)
- G Julie Bescos ('33, '34)
- C John Block ('65, '66)
- G Stais Boseman ('97)
- C Jack Bruner ('28)
- C Wilbur Caldwell ('31)
- G Mack Calvin ('69)
- G Don Carfino ('80)
- F Wayne Carlander ('84, '85)
- F Sam Clancy ('01, '02)
- C Ronnie Coleman ('91)
- G Duane Cooper ('92)
- F Derrick Dowell ('86, '87)
- G Desmon Farmer ('04)
- F Ken Flower ('53)
- F Taj Gibson ('08, '09)
- G Bob Graham ('45)
- C Lee Guttero ('34, '35)
- G Daniel Hackett ('09)
- C Alex Hannum ('48)
- F Bill Hewitt ('67, '68)
- G Jacque Hill ('83)
- C Bob Howard ('44)
- F Jack Hupp ('35)
- F Roy Irvin ('54)
- G John Lehnert ('30)
- F Gordon Martin ('63)
- G O.J. Mayo ('08)
- G Tom McGarvin ('40)
- G Harold Miner ('90, '91, '92)
- F Jesse Mortenson ('28, '30)
- F Jerry Nemer ('32, '33)
- C Jack Nichols ('45, '46)
- G Eddie Oram ('36, '37)
- F Bob Ormsby ('42)
- F Lorenzo Orr ('94)
- G Gabe Pruitt ('06)
- G Tom Riach ('51)
- F Ron Riley ('72)
- C Cliff Robinson ('78, '79)
- F Gene Rock ('43)
- G Danny Rogers ('57)
- C John Rudometkin ('61, '62)
- F Brian Scalabrine ('00)
- G Dale Sears ('39, '40)
- G Jim Seminoff ('43)
- F Bill Sharman ('49, '50)
- F Ralph Vaughn ('39, '40)
- F Nikola Vucevic ('10, '11)
- G Dick Welh ('55)
- F John Werhas ('59)
- G Paul Westphal ('70, '71)
- G Gus Williams ('75)
- F Maurice Williams ('81, '82)
- F Allen Young ('64)
- G/F Nick Young ('06, '07)

UTAH (2)

- G Brandon Taylor ('15)
- G Delon Wright ('14, '15)

WASHINGTON (66)

- F Al Akins ('44)
- C Ralph Bishop ('36)
- C Bruno Boin ('56)
- F Jon Brockman ('07, '08, '09)
- G Jimmy Bryan ('22)
- F Matthew Bryan-Amaning ('11)
- G Ralph Cairney ('31, '32)
- F Dan Caldwell ('82)
- G Joe Cipriano ('53)

- G Irving Cook ('19, '20)
- F Ed Correll ('63)
- G J.R. Crawford ('23)
- G Norm Dalthorp ('46)
- F Jack Davidson ('16)
- G Justin Dentmon ('09)
- C James Edwards ('76, '77)
- G Bob Egge ('36)
- F Paul Fortier ('86)
- F Bob Galer ('34, '35)
- C Chuck Gilmur ('43)
- F Andra Griffin ('81)
- F Frank Guisness ('51, '52)
- F Bill Hanson ('60, '61, '62)
- F Steve Hawes ('72)
- F Bob Hesketh ('25)
- C Bob Houbregs ('51, '52, '53)
- F George Irvine ('70)
- G Alfred James ('28)
- G Bob Jorgenson ('45)
- G Hal Lee ('33, '34)
- F Ed Loverich ('37)
- C Todd MacCulloch ('98, '99)
- C Rich Manning ('93)
- F Doug McClary ('53)
- C Harold McClary ('29)
- G Bill Morris ('43, '44)
- G Louie Nelson ('73)
- F Perry Nelson ('44)
- C Jack Nichols ('44, '47, '48)
- F Dean Parsons ('54, '55)
- F Quincy Pondexter ('10)
- G Eldridge Recasner ('88, '89, '90)
- G Nate Robinson ('04, '05)
- G Terrence Ross ('12)
- G Brandon Roy ('06)
- F Mark Sanford ('96, '97)
- F Detleg Schrempf ('84, '85)
- F Albert Schuss ('26)
- C Henry Sielk ('21)
- G Tre Simmons ('05)
- C Doug Smart ('57, '58, '59)
- F Monty Snider ('28)
- G Lou Soriano ('50)
- G Steve Staatz ('17)
- F Henry Swanson ('30, '31)
- G Bill Taylor ('44)
- G Isaiah Thomas ('09, '10, '11)
- C Chris Welp ('85, '86, '87)
- G Dick Welts ('24)
- F Sammy White ('48, '49)
- G C.J. Wilcox ('13, '14)
- G Nigel Williams-Goss ('15)
- F Doug Wrenn ('02)
- G Tony Wroten ('12)
- F Phil Zevenbergen ('87)
- G George Ziegenfuss ('39)

WASHINGTON STATE (36)

- F Larry Beck ('56, '57)
- F Ron Bennink ('54, '55)
- F Gale Bishop ('43, '46)
- G Roy Bohler ('17)
- F DeAngelo Casto ('11)
- F Don Collins ('80)
- C Gene Conley ('50)
- F Carlos Daniel ('98)
- G Rick Erickson ('70)
- G Isaac Fontaine ('96, '97)
- C Bob Gambold ('51)
- F Ed Gayda ('49, '50)
- C Huntley Gordon ('32)
- C Vince Hanson ('45, '48)
- F Steve Harriel ('83)

- F Mark Hendrickson ('95, '96)
- G DaVonté Lacy ('15)
- G Terrence Lewis ('92)
- C Paul Lindeman ('41)
- G Derrick Low ('07, '08)
- G Thomas Kelati ('05, '06)
- F Jim McKean ('67, '68)
- G Art McLarney ('30)
- G Keith Morrison ('85, '86)
- F Brock Motum ('12, '13)
- C Ivar Nelson ('37)
- F Ivan Price ('17)
- G Bryan Rison ('80)
- G Taylor Rochestie ('09)
- F McClellan Rockey ('19, '20)
- G Bennie Seltzer ('93)
- F Bob Sheridan ('47)
- G Ray Sundquist ('41)
- G Klay Thompson ('10, '11)
- G Kyle Weaver ('07, '08)
- F Ted Wierman ('69)

IDAHO (11)

- G Preston Brimhall ('48, '49)
- F Al Fox ('22, '23)
- G Bob Garrison ('54)
- F Hartly Kruger ('52)
- F Frank McMillan ('29)
- G Harlan Melton ('55)
- G Bob Pritchett ('50)
- F Fred Quinn ('46)
- G Gary Simmons ('58)
- G Harold Telford ('23)
- F Ray Turner ('42)

MONTANA (0)

(None)

FOUR-TIME ALL-CONFERENCE SELECTIONS

- Jason Kapono, UCLA ('00, '01, '02, '03)
- Ron Lee, ORE ('73, '74, '75, '76)
- Todd Lichti, STAN ('86, '87, '88, '89)
- Bob McKeen, CAL ('52, '53, '54, '55)

THREE-TIME ALL-CONFERENCE SELECTIONS

- Lew Alcindor, UCLA ('67, '68, '69)
- Toby Bailey, UCLA ('96, '97, '98)
- Kimberly Belton, STAN ('78, '79, '80)
- Jon Brockman, WASH ('07, '08, '09)
- Don Collins, WSU ('78, '79, '80)
- Darren Collison, UCLA ('07, '08, '09)
- Ike Diogu, ASU ('03, '04, '05)
- Ed Durno, ORE ('19, '20, '21)
- Tyus Edney, UCLA ('93, '94, '95)
- Sean Elliott, ARIZ ('87, '88, '89)
- Kenny Fields, UCLA ('82, '83, '84)
- Jason Gardner, ARIZ ('00, '02, '03)
- A.C. Green, OSU ('83, '84, '85)
- David Greenwood, UCLA ('77, '78, '79)
- Brian Hendrick, CAL ('90, '91, '92)
- Chris Hernandez, STAN ('04, '05, '06)
- Bob Houbregs, WASH ('51, '52, '53)
- Casey Jacobsen, STAN ('00, '01, '02)
- Steve Johnson, OSU ('79, '80, '81)
- Adam Keefe, STAN ('90, '91, '92)
- Rich Kelley, STAN ('73, '74, '75)
- Brevin Knight, STAN ('95, '96, '97)
- Hank Luisetti, STAN ('36, '37, '38)
- Don MacLean, UCLA ('90, '91, '92)
- Harold Miner, USC ('90, '91, '92)
- Jack Nichols, WASH ('44, '47, '48)
- Ed O'Bannon, UCLA ('93, '94, '95)
- Gary Payton, OSU ('88, '89, '90)
- Blair Rasmussen, ORE ('83, '84, '85)
- Ephraim Rocha, OSU ('45, '46, '47)
- Charlie Sitton, OSU ('82, '83, '84)
- Doug Smart, WASH ('57, '58, '59)
- Damon Stoudamire, ARIZ ('93, '94, '95)
- John Tait, CAL ('22, '23, '24)
- Isaiah Thomas, WASH ('09, '10, '11)
- Bill Walton, UCLA ('72, '73, '74)
- Chris Welp, WASH ('85, '86, '87)
- Algot Westergren, ORE ('25, '26, '27)
- Andy Wolfe, CAL ('46, '47, '48)

1983-84

F Steve Beck, ASU
 F Derrick Dowell, USC
 C *Chris Welp, WASH
 G Chris Washington, CAL
 G Michael Tait, ARIZ
 G Kevin Johnson, CAL

1984-85

F *Leonard Taylor, CAL
 F Chris Sandle, ASU
 F Craig Jackson, UCLA
 G Anthony Taylor, ORE
 G Eric Knox, OSU

1985-86

F *Sean Elliott, ARIZ
 F Tom Lewis, USC
 G *Pooh Richardson, UCLA
 G Todd Lichti, STAN
 G Bo Kimble, USC

1986-87

F Bob Erbst, USC
 F Trevor Wilson, UCLA
 G *Gary Payton, OSU
 G Eldridge Recasner, WASH
 G Bryant Walton, CAL

1987-88

F *Ronnie Coleman, USC
 F Mike Hayward, WASH
 G Will Brantley, OSU
 G Ryan Drew, CAL
 G Gerald Madkins, UCLA

1988-89

F Adam Keefe, STAN
 F *Don MacLean, UCLA
 C Sean Rooks, ARIZ
 G Darrick Martin, UCLA
 G Matt Othick, ARIZ

1989-90

F Brian Hendrick, CAL
 F Tracy Murray, UCLA
 C Ed Stokes, ARIZ
 G *Harold Miner, USC
 G Bennie Seltzer, WSU

1990-91

F *Jamal Faulkner, ASU
 G Dwayne Fontana, ASU
 G Jordy Lyden, ORE
 G Khalid Reeves, ARIZ
 G Shon Tarver, UCLA

1991-92

F Mario Bennett, ASU
 F Lamond Murray, CAL
 F *Mark Pope, WASH
 G Tyus Edney, UCLA
 G Damon Stoudamire, ARIZ

1992-93

F Mark Hendrickson, WSU
 G Dion Cross, STAN
 G Burt Harris, USC
 G *Jason Kidd, CAL
 G Ron Riley, ASU

1993-94

F Charles O'Bannon, UCLA
 C Michael Stewart, CAL
 G Isaac Fontaine, WSU
 G *Brevin Knight, STAN
 G Kenya Wilkins, ORE

1994-95

G Toby Bailey, UCLA
 F *Tremaine Fowlkes, CAL
 F J.R. Henderson, UCLA
 F Mark Sanford, WASH
 C Tim Young, STAN

1995-96

F *Shareef Abdur-Rahim, CAL
 G Terik Brown, ORE
 C Todd MacCulloch, WASH
 C Jelani McCoy, UCLA
 F Mark Seaton, STAN

1996-97

F Corey Benjamin, OSU
 G *Mike Bibby, ARIZ
 G Carson Cunningham, OSU
 G Eddie House, ASU
 G Blake Pengelly, WSU

1997-98

F Jarron Collins, STAN
 G *Baron Davis, UCLA
 F Sean Lampley, CAL
 G Deandra Tanner, OSU
 G Earl Watson, UCLA

1998-99

G Senque Carey, WASH
 C Dan Gadzuric, UCLA
 F Richard Jefferson, ARIZ
 F JaRon Rush, UCLA
 F *Michael Wright, ARIZ

1999-00

G Gilbert Arenas, ARIZ
 G Jason Gardner, ARIZ
 F Brian Jackson, OSU
 G *Casey Jacobsen, STAN
 F *Jason Kapono, UCLA

2000-01

G Curtis Allen, WASH
 F T.J. Cummings, UCLA
 F Luke Jackson, ORE
 G Marcus Moore, WSU
 G *Luke Ridnour, ORE

2001-02

G Errick Craven, USC
 C Channing Frye, ARIZ
 C Jamal Sampson, CAL
 G *Salim Stoudamire, ARIZ
 C/F Amit Tamir, CAL

2002-03

G Hassan Adams, ARIZ
 C *Ike Diogu, ASU
 F Andre Iguodala, ARIZ
 G Richard Midgley, CAL
 G Nate Robinson, WASH

2003-04

F Trevor Ariza, UCLA
 G Aaron Brooks, ORE
 G/F Marquise Kately, CAL
 F *Leon Powe, CAL
 G Mustafa Shakur, ARIZ
 G Lodrick Stewart, USC

2004-05

G Arron Afflalo, UCLA
 G *Jordan Farmar, UCLA
 G Malik Hairston, ORE
 G Gabe Pruitt, USC
 G Bryce Taylor, ORE

2005-06

F Jon Brockman, WASH
 G Justin Dentmon, WASH
 F *L.R. Mbah a Moute, UCLA
 F Jeff Pendergraph, ASU
 F Marcus Williams, ARIZ

2006-07

F Ryan Anderson, CAL
 F *Chase Budinger, ARIZ
 F Taj Gibson, USC
 C Spencer Hawes, WASH
 F Brook Lopez, STAN
 G Tajuan Porter, ORE

2007-08

G Jerryd Bayless, ARIZ
 G James Harden, ASU
 F Davon Jefferson, USC
 C *Kevin Love, UCLA
 G O.J. Mayo, USC

2008-09

F DeAngelo Casto, WSU
 F DeMar DeRozan, USC
 G Jeremy Green, STAN
 G Jrue Holiday, UCLA
 G *Isaiah Thomas, WASH
 G Klay Thompson, WSU

2009-10

F Tyler Honeycutt, UCLA
 G Trent Lockett, ASU
 G Reggie Moore, WSU
 F Reeves Nelson, UCLA
 F *Derrick Williams, ARIZ

2010-11

G/F Anthony Brown, STAN
 G *Allen Crabbe, CAL
 G Maurice Jones, USC
 F Dwight Powell, STAN
 F Joshua Smith, UCLA
 G C.J. Wilcox, WASH

2011-12

G Spencer Dinwiddie, COLO
 G Nick Johnson, ARIZ
 F David Kravish, CAL
 G Chasson Randle, STAN
 G *Tony Wroten, WASH

2012-13

G Kyle Anderson, UCLA
 G *Jahii Carson, ASU
 G Damyean Dotson, ORE
 G/F *Shabazz Muhammad, UCLA
 F Josh Scott, COLO

2013-14

G Bryce Alford, UCLA
 F *Aaron Gordon, ARIZ
 F Rondae Hollis-Jefferson, ARIZ
 G Zach LaVine, UCLA
 G Nigel Williams-Goss, WASH

2014-15

F Jordan Bell, ORE
 F Dillion Brooks, ORE
 G Tra Holder, ASU
 F *Stanley Johnson, ARIZ
 F Kevon Looney, UCLA
 G Jordan McLaughlin, USC
 C Jakob Poeltl, UTAH

* - Freshman of the Year

Honors selected by Pac-12 coaches.

ALL- FRESHMEN/ ALL-ROOKIE SELECTIONS BY SCHOOL

1. UCLA.....	33
2. ARIZ.....	25
3. CAL.....	21
4. USC.....	18
5. WASH.....	17
6. STAN.....	16
7. ASU.....	13
OSU.....	13
9. ORE.....	12
10. WSU.....	11
11. COLO.....	2
12. UTAH.....	1

From 1980-81 - 1982-83, known as the All-Rookie Team and selected by Conference coaches.

From 1992-93 to 1998-99, the All-Newcomer team had been selected by Pac-12 radio play-by-play announcers. From 1999-2000 to 2005-06, the Newcomer of the Year was selected by the announcers and named the FRED HESSLER AWARD in honor of the late UCLA broadcaster.

1980-81

- F Charlie Sitton, Fr., OSU
- F Sam Potter, Fr., CAL
- F Lester Conner, Jr., OSU
- C *John Revelli, Fr., STAN
- G Ken McFadden, Jr., WSU
- G Keith Jones, Fr., STAN

1981-82

- F Wayne Carlander, Fr., USC
- F *Johnny Rodgers, Fr., STAN
- C A.C. Green, Fr., OSU
- G Ken Johnson, Fr., USC
- G Craig Ehlo, Jr., WSU

1982-83

- F *Dave Butler, Fr., CAL
- F Ricky Brown, Fr., WSU
- C Reggie Rogers, Fr., WASH
- G Steve Woodside, Fr., OSU
- G Darryl Flowers, Fr., OSU

1983-84 - 1991-92

(No honors awarded)

1992-93

- F Mustapha Hoff, Jr., OSU
- C Richard Petruska, Sr., UCLA
- G *Marcell Capers, Jr., ASU
- G Tony Harris, Jr., WSU
- G Prentiss Perkins, Jr., WASH

1993-94

- F Sam Allen, Jr., WASH
- F Darryl Parker, Jr., ORE
- G Stephane Brown, Jr., OSU
- G *Isaac Burton, Jr., ASU
- G Michael McClain, So., WASH

1994-95

- C Mike Amos, Jr., WASH
- G *Shamon Antrum, So., WSU
- F Ben Davis, Jr., ARIZ
- G Jason Hamilton, Jr., WASH
- F Vladimir Heredia, Jr., OSU
- G Jamal Lawrence, Jr., ORE

1995-96

- G *Ed Gray, Jr., CAL
- G Markee Brown, Jr., OSU
- F Kyle Milling, Jr., ORE
- C Rob Ramaker, Jr., ORE
- F Rodger Farrington, Jr., ASU

1996-97

- G Elias Ayuso, So., USC
- F Mike Batiste, So., ASU
- F Bennett Davison, Jr., ARIZ
- F *Rodrick Rhodes, Sr., USC
- F Terrill Woods, Jr., OSU

1997-98

- G Geno Carlisle, Jr., CAL
- G Michael Gill, Jr., CAL
- G Thomas Kilgore, Jr., CAL
- F *Bobby Lazor, Jr., ASU
- F Adam Spanich, Jr., USC

1998-99

- C *Brian Scalabrine, So., USC
- G Alex Scales, Jr., ORE
- G Josh Steintal, So., OSU
- G Jan-Michael Thomas, Jr., WSU
- G Darius Wright, Jr., ORE

* - Newcomer of the Year

Newcomer of the Year

- 1992-93 Marcell Capers, G, ASU (Jr., Los Angeles, Calif.)
- 1993-94 Isaac Burton, G, ASU (Jr., Los Angeles, Calif.)
- 1994-95 Shamon Antrum, G, WSU (Jr., New Haven, Conn.)
- 1995-96 Ed Gray, G, CAL (Jr., Riverside, Calif.)
- 1996-97 Rodrick Rhodes, F, USC (Sr., Jersey City, N.J.)
- 1997-98 Bobby Lazor, F, ASU (Jr., Norwich, N.Y.)
- 1998-99 Brian Scalabrine, C, USC (So., Enumclaw, Wash.)
- 1999-00 Loren Woods, C, ARIZ (Jr., St. Louis, Mo.)
- 2000-01 J Locklier, C, WSU (Jr., Rock Hill, S.C.)
- 2001-02 Doug Wrenn, F, WASH (So., Seattle, Wash.)
- 2002-03 Andre Joseph, G, ORE (Jr., Houston, Texas)
- 2003-04 Jeff McMillan, F, USC (Jr., Staten Island, N.Y.)
- 2004-05 Nick DeWitz, F, OSU (Jr., Chandler, Ariz.)
- 2005-06 Ryan Appleby, G, WASH (So., Stanwood, Wash.)

ALL-NEWCOMER SELECTIONS BY SCHOOL

1. OSU12
2. WASH8
3. ORE7
- USC7
5. CAL6
- WSU6
7. ASU5
8. ARIZ3
- STAN3
10. UCLA1

PAC-12 ALL-DEFENSIVE

2007-08

- G Darren Collison, UCLA
- F Taj Gibson, USC
- C Robin Lopez, STAN
- G Kyle Weaver, WSU
- G *Russell Westbrook, UCLA

2008-09

- C/F Alfred Aboya, UCLA
- G Darren Collison, UCLA
- F *Taj Gibson, USC
- G Daniel Hackett, USC
- F Jordan Hill, ARIZ

2009-10

- F DeAngelo Casto, WSU
- G Jorge Guterrez, CAL
- F Justin Holiday, WASH
- G Venoy Overton, WASH
- G *Seth Tarver, OSU

2010-11

- F DeAngelo Casto, WSU
- G Jared Cunningham, OSU
- G Jorge Guterrez, CAL
- G Malcolm Lee, UCLA
- G *Marcus Simmons, USC

2011-12

- G Jared Cunningham, OSU
- G Kyle Fogg, ARIZ
- G *Jorge Guterrez, CAL
- C Aziz N'Diaye, WASH
- F André Roberson, COLO

2012-13

- G Jordan Bachynski, ASU
- G Carrick Felix, ASU
- F Josh Huestis, STAN
- C Arsalan Kazemi, ORE
- F *André Roberson, COLO

2013-14

- G *Jordan Bachynski, ASU
- F Josh Huestis, STAN
- G Nick Johnson, ARIZ
- G T.J. McConnell, ARIZ
- G Delon Wright, UTAH

2014-15

- F Jordan Bell, ORE
- F Rondae Hollis-Jefferson, ARIZ
- G T.J. McConnell, ARIZ
- G *Gary Payton II, OSU
- G Delon Wright, UTAH

* - Defensive Player of the Year

Honors selected by Pac-12 coaches.

ALL-DEFENSIVE SELECTIONS BY SCHOOL

1. ARIZ6
2. UCLA5
3. OSU4
- USC4
5. ASU3
- CAL3
- STAN3
- WASH3
- WSU3
10. COLO2
- ORE2
- UTAH2

1985-86

Keith Balderston, ORE
 Dave Butler, CAL
 Steve Kerr, ARIZ
 Novian Whitsitt, STAN
 Steve Woodside, OSU

1986-87

Keith Balderston, ORE
 Dave Butler, CAL
 Dave Immel, UCLA
 Brian Quinnett, WSU
 Novian Whitsitt, STAN

1987-88

Keith Balderston, ORE
 Steve Kerr, ARIZ
 Todd Lichti, STAN
 Bill Sherwood, OSU
 Terry Taylor, STAN

1988-89

Matt Muehlebach, ARIZ
 Brian Quinnett, WSU
 Eric Reveno, STAN
 Terry Taylor, STAN
 Andrew Vlahov, STAN

1989-90

Teo Alibegovic, OSU
 Kenny Ammann, STAN
 Matt Muehlebach, ARIZ
 John Patrick, STAN
 David Sanders, WSU

1990-91

Teo Alibegovic, OSU
 Kenny Ammann, STAN
 Matt Anderson, ASU
 Matt Muehlebach, ARIZ
 John Patrick, STAN

1991-92

Peter Dukes, STAN
 Paul Garrett, STAN
 Jon Mitchell, ORE
 Dale Reed, WSU
 Jason Weaver, STAN

1992-93

Peter Dukes, STAN
 Jon Mitchell, ORE
 Brett Pagett, WASH
 Richard Petruska, UCLA
 Mark Pope, WASH

1993-94

Scott Didrickson, WASH
 Kevin Flanagan, ARIZ
 Jon Mitchell, ORE
 Damaine Powell, USC
 George Zidek, UCLA

1994-95

David Harbour, STAN
 *Jon Mitchell, ORE
 J.D. Vetter, OSU
 David Viik, WSU
 George Zidek, UCLA

1995-96

Carlos Daniel, WSU
 David Harbour, STAN
 Rich Jackson, STAN
 Ty Reuter, USC
 J.D. Vetter, OSU

1996-97

Carlos Daniel, WSU
 Rich Jackson, STAN
 Cameron Johnson, WSU
 Todd MacCulloch, WASH
 Bob Myers, UCLA

1997-98

Carlos Daniel, WSU
 Bobby Lazor, ASU
 Todd MacCulloch, WASH
 A.D. Smith, ORE
 Chris Thompson, WASH

1998-99

Will Hutchens, WSU
 Bobby Lazor, ASU
 Todd MacCulloch, WASH
 Mark Madsen, STAN
 A.D. Smith, ORE

1999-00

Jason Heide, OSU
 Mark Madsen, STAN
 A.D. Smith, ORE
 Josh Steinthal, OSU
 Chris Walcott, WASH

2000-01

Eugene Edgeron, ARIZ
 Ryan Forehan-Kelly, CAL
 Dennis Gates, CAL
 Morgan Lingle, CAL
 Shawn Redhage, ASU

2001-02

Curtis Borchart, STAN
 Dennis Gates, CAL
 Ben Lindquist, ORE
 J Locklier, WSU
 Shawn Redhage, ASU

2002-03

Justin Allen, ASU
 Joe Kirchofer, STAN
 Shawn Redhage, ASU
 Nick Robinson, STAN
 Amit Tamir, CAL

2003-04

First Team
 Dan Grunfeld, STAN
 Rob Little, STAN
 Jason Ranne, ARIZ
 Nick Robinson, STAN
 Amit Tamir, CAL
Second Team
 Justin Allen, ASU
 Jay Anderson, ORE
 A.J. Diggs, CAL
 Chris Hernandez, STAN
 Andre Iguodala, ARIZ

2004-05

First Team
 Dan Grunfeld, STAN
 Jim Hanchett, OSU
 Chris Hernandez, STAN
 Rob Little, STAN
 Nick Robinson, STAN
Second Team
 Wilfried Fameni, ASU
 Hans Gasser, WASH
 Jason Haas, STAN
 Lamar Hurd, OSU
 Jordan Kent, ORE
 Alexander Pribble, CAL

2005-06

First Team
 Robbie Cowgill, WSU
 Dan Grunfeld, STAN
 Chris Hernandez, STAN
 Lamar Hurd, OSU
 Alex Pribble, CAL
Second Team
 Taj Finger, STAN
 Hans Gasser, WASH
 Chad Goldstein, ASU
 Jordan Kent, ORE
 Peter Prowitt, STAN

2006-07

First Team
 Aron Baynes, WSU
 Robbie Cowgill, WSU
 Daven Harmeling, WSU
 Alex Pribble, CAL
 Peter Prowitt, STAN
Second Team
 Alfred Aboya, UCLA
 Taj Finger, STAN
 Hans Gasser, WASH
 Angelo Tsagarakis, OSU
 Carlton Weatherby, STAN
 Ryan Wright, UCLA

2007-08

First Team
 Brett Brielmaier, ARIZ
 Robbie Cowgill, WSU
 Taj Finger, STAN
 Daven Harmeling, WSU
 Taylor Rochestie, WSU
Second Team
 Alfred Aboya, UCLA
 Aron Baynes, WSU
 Nikola Knezevic, CAL
 Nikola Koprivica, WSU
 Roeland Schaftenaar, OSU

2008-09

First Team
 Aron Baynes, WSU
 Derek Glasser, ASU
 Daven Harmeling, WSU
 Nikola Koprivica, WSU
 Taylor Rochestie, WSU
Second Team
 Nikola Knezevic, CAL
 Rihards Kuksiks, ASU
 Roeland Schaftenaar, OSU
 Drew Shiller, STAN
 Jordan Wilkes, CAL

2009-10

First Team
 Mustafa Abdul Hamid, UCLA
 Landry Fields, STAN
 Nikola Koprivica, WSU
 Roeland Schaftenaar, OSU
 Drew Shiller, STAN
Second Team
 Jorge Gutierrez, CAL
 Malcolm Lee, UCLA
 Abe Lodwick, WSU
 Garrett Sim, ORE
 Jack Trotter, STAN

2010-11

First Team
 Angus Brandt, OSU
 Trent Lockett, ASU
 Abe Lodwick, WSU
 Rhys Murphy, OSU
 Jack Trotter, STAN
Second Team
 Nicholas Fearn, ORE
 Jorge Gutierrez, CAL
 Harper Kamp, CAL
 Josh Owens, STAN
 Garrett Sim, ORE

2011-12

First Team
 Sabatino Chen, COLO
 John Gage, STAN
 Trent Lockett, ASU
 Rhys Murphy, OSU
 Jack Trotter, STAN
Second Team
 Harper Kamp, CAL
 Abe Lodwick, WSU
 Josh Owens, STAN
 Patrick Simon, WSU
 Andrew Zimmerman, STAN

2012-13

First Team
 Sabatino Chen, COLO
 Carrick Felix, ASU
 John Gage, STAN
 Robbie Lemons, STAN
 Jeremy Olsen, UTAH
Second Team
 Andy Brown, STAN
 Shane Harris-Tunks, COLO
 Stefan Nastic, STAN
 Dwight Powell, STAN
 Chasson Randle, STAN

2013-14

First Team
 Anthony Brown, STAN
 John Gage, STAN
 Robbie Lemons, STAN
 Jeremy Olsen, UTAH
 Brandon Taylor, UTAH
Second Team
 Angus Brandt, OSU
 Chass Bryan, USC
 Junior Longrus, WSU
 Stefan Nastic, STAN
 Chasson Randle, STAN

2014-15

First Team
 Bo Barnes, ASU
 Jeremy Olsen, UTAH
 Chasson Randle, STAN
 Brandon Taylor, UTAH
 Nigel Williams-Goss, WASH
Second Team
 Anthony Brown, STAN
 Austin Eastman, UTAH
 Josh Hawkinson, WSU
 Junior Longrus, WSU
 Stefan Nastic, STAN

* - Only four-time selection

ALL-ACADEMIC SELECTIONS BY SCHOOL

(Total selections)

1.	STAN	61
2.	WSU	31
3.	CAL	18
	OSU	18
5.	ORE	16
6.	ASU	15
7.	ARIZ	10
	WASH	10
9.	UCLA	9
10.	UTAH	6
11.	COLO	3
	USC	3

1983-84

11/28 Butch Hays (Sr.), CAL
 12/5 John Revelli (Sr.), STAN
 12/12 Blair Rasmussen (Jr.), ORE
 12/19 Kenny Fields (Sr.), UCLA
 12/27 Dave Butler (So.), CAL
 1/3 A.C. Green (Jr.), OSU
 1/9 Ralph Jackson (Sr.), UCLA
 1/16 Blair Rasmussen (Jr.), ORE
 1/23 Wayne Carlander (Jr.), USC
 1/30 Chris Harper (Jr.), ORE
 2/6 Detlef Schrempf (Jr.), WASH
 2/13 Greg Trapp (Jr.), ORE
 2/20 Keith Jones (Sr.), STAN
 Charlie Sitton (Sr.), OSU
 2/27 Pete Williams (Jr.), ARIZ
 3/5 Ralph Jackson (Sr.), UCLA
 3/12 A.C. Green (Jr.), OSU
 Charlie Sitton (Sr.), OSU

1984-85

12/3 Detlef Schrempf (Sr.), WASH
 12/10 Chris Sandle (Fr.), ASU
 12/17 A.C. Green (Sr.), OSU
 12/31 A.C. Green (Sr.), OSU
 1/7 Eddie Smith (Sr.), ARIZ
 1/14 Bobby Thompson (Sr.), ASU
 1/21 Wayne Carlander (Sr.), USC
 1/28 Nigel Miguel (So.), UCLA
 2/4 Kevin Johnson (So.), CAL
 2/11 Wayne Carlander (Sr.), USC
 2/18 Blair Rasmussen (Sr.), ORE
 2/25 Reggie Miller (Fr.), UCLA
 3/4 Blair Rasmussen (Sr.), ORE
 Wayne Carlander (Sr.), USC
 3/11 Pete Williams (Sr.), ARIZ

1985-86

12/2 Reggie Miller (So.), UCLA
 12/9 Tom Lewis (Fr.), USC
 12/16 Darrin Houston (Sr.), OSU
 12/23 Jerry Adams (Sr.), ORE
 12/30 Steve Kerr (So.), ARIZ
 1/6 Jose Ortiz (Jr.), OSU
 1/13 Chris Welp (Jr.), WASH
 1/20 Chris Welp (Jr.), WASH
 1/27 Dave Butler (Sr.), CAL
 2/3 Howard Wright (Fr.), STAN
 2/10 Reggie Miller (So.), UCLA
 2/17 Arthur Thomas (Jr.), ASU
 2/24 Jerry Adams (Sr.), ORE
 3/3 Kevin Johnson (Jr.), CAL
 3/10 Jerry Adams (Sr.), ORE

1986-87

12/1 Jose Ortiz (Sr.), OSU
 12/8 Reggie Miller (Jr.), UCLA
 12/15 Dwayne Scholten (Sr.), WSU
 12/22 Joe Wallace (Sr.), WSU
 12/30 Leonard Taylor (Jr.), CAL
 1/5 Anthony Taylor (Jr.), ORE
 1/12 Montel Hatcher (Sr.), UCLA
 1/19 Craig McMillan (Jr.), ARIZ
 1/26 Jose Ortiz (Sr.), OSU
 2/2 Chris Welp (Sr.), WASH
 2/9 Joe Wallace (Sr.), WSU
 2/16 Dave Butler (Sr.), CAL
 2/23 Sean Elliott (So.), ARIZ
 3/2 Reggie Miller (Jr.), UCLA

1987-88

11/30 Todd Lichti (Jr.), STAN
 12/7 Sean Elliott (Jr.), ARIZ
 12/14 Steve Kerr (Sr.), ARIZ

12/21 Steve Kerr (Sr.), ARIZ
 1/4 Sean Elliott (Jr.), ARIZ
 1/11 Eric Knox (Jr.), OSU
 1/18 David Sanders (So.), WSU
 1/25 Eldridge Recasner (So.), WASH
 2/1 Trevor Wilson (So.), UCLA
 2/8 Howard Wright (Jr.), STAN
 2/15 Ryan Drew (Fr.), CAL
 2/22 Sean Elliott (Jr.), ARIZ
 2/29 Gary Payton (So.), OSU
 3/7 Gary Payton (So.), OSU

1988-89

11/28 Gary Payton (Jr.), OSU
 12/5 Don MacLean (Fr.), UCLA
 12/12 Sean Elliott (Sr.), ARIZ
 12/19 Mark West (Jr.), WASH
 1/3 Todd Lichti (Sr.), STAN
 1/9 Todd Lichti (Sr.), STAN
 1/16 Anthony Cook (Sr.), ARIZ
 1/23 Gary Payton (Jr.), OSU
 1/30 Brian Quinnett (Sr.), WSU
 2/6 Todd Lichti (Sr.), STAN
 2/13 Gary Payton (Jr.), OSU
 2/20 Sean Elliott (Sr.), ARIZ
 2/27 Howard Wright (Sr.), STAN
 3/6 Anthony Cook (Sr.), ARIZ

1989-90

11/27 Jud Buechler (Sr.), ARIZ
 12/4 Gary Payton (Sr.), OSU
 12/11 Gary Payton (Sr.), OSU
 12/18 Adam Keefe (So.), STAN
 1/2 Gary Payton (Sr.), OSU
 1/9 Alex Austin (Sr.), ASU
 1/16 Brian Hendrick (Fr.), CAL
 1/22 Adam Keefe (So.), STAN
 1/29 Don MacLean (So.), UCLA
 2/5 Harold Miner (Fr.), USC
 2/12 Jud Buechler (Sr.), ARIZ
 2/19 Keith Smith (Sr.), CAL
 2/26 Gary Payton (Sr.), OSU
 3/5 Harold Miner (Fr.), USC

1990-91

11/26 Chris Mills (So.), ARIZ
 12/3 Don MacLean (Jr.), UCLA
 12/10 Terrell Brandon (Jr.), ORE
 12/17 Harold Miner (So.), USC
 12/31 Terrell Brandon (Jr.), ORE
 1/7 Teo Alibegovic (Sr.), OSU
 1/14 Adam Keefe (Jr.), STAN
 1/21 Chris Mills (So.), ARIZ
 1/28 Doug Meekins (Jr.), WASH
 2/4 Adam Keefe (Jr.), STAN
 2/11 Brian Williams (Jr.), ARIZ
 2/18 Billy Dreher (So.), CAL
 2/25 Harold Miner (So.), USC
 3/5 Dion Brown (Sr.), WASH
 3/11 Matt Muehlebach (Sr.), ARIZ

1991-92

11/26 Neil Derrick (Sr.), WSU
 12/2 Chad Scott (Jr.), OSU
 12/9 Chris Mills (Jr.), ARIZ
 12/16 Adam Keefe (Sr.), STAN
 12/23 Harold Miner (Jr.), USC
 12/30 Peter Dukes (Jr.), STAN
 Chad Scott (Jr.), OSU
 1/6 Don MacLean (Sr.), UCLA
 1/13 Don MacLean (Sr.), UCLA
 1/20 Jamal Faulkner (So.), ASU
 1/27 Harold Miner (Jr.), USC
 2/3 Duane Cooper (Sr.), USC

2/10 Adam Keefe (Sr.), STAN
 Antoine Stoudamire (So.), ORE
 2/17 Scott Haskin (Jr.), OSU
 2/24 Mario Bennett (Fr.), ASU
 3/2 Harold Miner (Jr.), USC
 3/9 Bennie Seltzer (Jr.), WSU
 3/16 Don MacLean (Sr.), UCLA

1992-93

12/7 Ed O'Bannon (So.), UCLA
 12/14 Chris Mills (Sr.), ARIZ
 12/21 Bennie Seltzer (Sr.), WSU
 1/4 Dwayne Fontana (Jr.), ASU
 1/11 Chris Mills (Sr.), ARIZ
 Scott Haskin (Sr.), OSU
 1/18 Scott Haskin (Sr.), OSU
 1/25 Ed Stokes (Sr.), ARIZ
 2/1 Stevin Smith (Jr.), ASU
 2/8 Mark Hendrickson (Fr.), WSU
 2/15 Shon Tarver (Jr.), UCLA
 2/22 Chris Mills (Sr.), ARIZ
 3/1 Rodney Chatman (Sr.), USC
 3/15 Chris Mills (Sr.), ARIZ

1993-94

12/6 Damon Stoudamire (Jr.), ARIZ
 12/13 Jason Kidd (So.), CAL
 12/20 George Zidek (Jr.), UCLA
 1/3 Khalid Reeves (Sr.), ARIZ
 Jan 11 Lamond Murray (Jr.), CAL
 1/17 Lamond Murray (Jr.), CAL
 1/24 Tyus Edney (Jr.), UCLA
 1/31 Jason Kidd (So.), CAL
 2/7 Maurice Woods (Sr.), WASH
 2/14 Khalid Reeves (Sr.), ARIZ
 2/21 Orlando Williams (Jr.), ORE
 2/28 Khalid Reeves (Sr.), ARIZ
 3/7 Lamond Murray (Jr.), CAL
 3/14 Eddie Hill (Sr.), WSU

1994-95

12/5 Ed O'Bannon (Sr.), UCLA
 12/12 Brent Barry (Sr.), OSU
 12/19 Ed O'Bannon (Sr.), UCLA
 1/2 Kenya Wilkins (So.), ORE
 1/9 Donminic Ellison (So.), WSU
 1/16 Damon Stoudamire (Sr.), ARIZ
 1/23 Mark Hendrickson (Jr.), WSU
 1/30 Tremaine Fowlkes (Fr.), CAL
 2/6 Brevin Knight (So.), STAN
 2/13 Mario Bennett (Jr.), ASU
 2/20 Ed O'Bannon (Sr.), UCLA
 2/27 Ed O'Bannon (Sr.), UCLA
 3/6 Brent Barry (Sr.), OSU
 3/13 Mario Bennett (Jr.), ASU

1995-96

12/4 Joseph Blair (Sr.), ARIZ
 12/11 Jelani McCoy (Fr.), UCLA
 12/18 Ed Gray (Jr.), CAL
 1/2 Toby Bailey (So.), UCLA
 1/8 Shareef Abdur-Rahim (Fr.), CAL
 1/15 Kris Johnson (So.), UCLA
 1/22 Ben Davis (Sr.), ARIZ
 1/29 Mark Sanford (So.), WASH
 2/5 Brevin Knight (Jr.), STAN
 2/12 Miles Simon (So.), ARIZ
 2/19 Kenya Wilkins (Jr.), ORE
 2/26 Ed Gray (Jr.), CAL
 3/4 Shareef Abdur-Rahim (Fr.), CAL
 3/11 David Harbour (Sr.), STAN

1996-97

12/2 Ed Gray (Sr.), CAL
 12/9 Kenya Wilkins (Sr.), ORE
 12/16 Michael Dickerson (Jr.), ARIZ
 12/23 Kenya Wilkins (Sr.), ORE
 1/6 Rodrick Rhodes (Sr.), USC
 1/13 Brevin Knight (Sr.), STAN
 1/20 Corey Benjamin (Fr.), OSU
 1/27 Ed Gray (Sr.), CAL
 2/3 Mark Sanford (Jr.), WASH
 2/10 Miles Simon (Jr.), ARIZ
 Stais Boseman (Sr.), USC
 2/17 Charles O'Bannon (Sr.), UCLA
 2/24 Ed Gray (Sr.), CAL
 Toby Bailey (Jr.), UCLA
 3/3 Michael Dickerson (Jr.), ARIZ
 3/10 Tim Young (So.), STAN

1997-98

12/1 Todd MacCulloch (Jr.), WASH
 12/8 Mark Madsen (So.), STAN
 12/15 Jason Terry (Jr.), ARIZ
 12/22 J.R. Henderson (Sr.), UCLA
 1/6 Miles Simon (Sr.), ARIZ
 1/12 Michael Dickerson (Sr.), ARIZ
 1/19 Todd MacCulloch (Jr.), WASH
 1/26 Corey Benjamin (So.), OSU
 2/2 Mike Bibby (So.), ARIZ
 2/9 Jeremy Veal (Sr.), ASU
 2/16 Donald Watts (Jr.), WASH
 2/23 Sean Marks (Sr.), CAL
 3/2 Toby Bailey (Sr.), UCLA
 3/8 Gary Johnson (Sr.), USC

1998-99

11/30 Deon Lutton (Jr.), WASH
 12/7 Geno Carlisle (Sr.), CAL
 12/14 Jan-Michael Thomas (Jr.), WSU
 12/21 Eddie House (Jr.), ASU
 1/5 Baron Davis (So.), UCLA
 1/11 Deaundra Tanner (So.), OSU
 1/18 Todd MacCulloch (Sr.), WASH
 1/25 Baron Davis (So.), UCLA
 2/1 Jason Terry (Sr.), ARIZ
 2/8 Deon Lutton (Jr.), WASH
 2/15 Darius Wright (Jr.), ORE
 2/22 Jason Terry (Sr.), ARIZ
 3/1 Arthur Lee (Sr.), STAN
 3/7 Jason Terry (Sr.), ARIZ

1999-2000

11/27 Jason Collins (Fr.), STAN
 12/6 Michael Wright (So.), ARIZ
 12/13 Brian Scalabrine (Jr.), USC
 12/20 Eddie House (Sr.), ASU
 1/3 Eddie House (Sr.), ASU
 1/10 Eddie House (Sr.), ASU
 1/17 Loren Woods (Jr.), ARIZ
 1/24 David Bluthenthal (So.), USC
 1/31 A.D. Smith (Sr.), ORE
 2/7 Loren Woods (Jr.), ARIZ
 2/14 Mark Madsen (Sr.), STAN
 2/21 Eddie House (Sr.), ASU
 2/28 Earl Watson (Jr.), UCLA
 3/6 Alex Scales (Sr.), ORE
 3/13 Jeff Trepagnier (Jr.), USC

2000-01

11/27 Michael Wright (Jr.), ARIZ
 12/4 Luke Walton (So.), ARIZ
 12/11 David Bluthenthal (Jr.), USC
 12/18 Bryan Bracey (Sr.), ORE
 1/3 Sam Clancy (Jr.), USC
 1/8 Jarron Collins (Sr.), STAN

Jason Collins (Jr.), STAN
 1/16 Jason Kapono (So.), UCLA
 1/22 Gilbert Arenas (So.), ARIZ
 1/29 Sean Lampley (Sr.), CAL
 2/5 Awvee Storey (Jr.), ASU
 2/12 Sean Lampley (Sr.), CAL
 2/19 Gilbert Arenas (So.), ARIZ
 2/26 Sean Lampley (Sr.), CAL
 3/5 Casey Jacobsen (So.), STAN
 3/12 Loren Woods (Sr.), ARIZ

2001-02

11/26 Jason Gardner (Jr.), ARIZ
 12/3 Curtis Allen (So.), WASH
 12/10 Marcus Moore (Jr.), WSU
 12/17 Joe Shipp (Jr.), CAL
 1/7 Chad Prewitt (Sr.), ASU
 1/14 Matt Barnes (Sr.), UCLA
 1/21 Luke Walton (Jr.), ARIZ
 1/28 Philip Ricci (Jr.), OSU
 2/4 Casey Jacobsen (Jr.), STAN
 2/11 Amit Tamir (Fr.), CAL
 2/18 David Bluthenthal (Sr.), USC
 2/25 Frederick Jones (Sr.), ORE
 3/4 Curtis Borchardt (Jr.), STAN

2002-03

12/2 Luke Ridnour (Jr.), ORE
 12/9 Luke Jackson (Jr.), ORE
 12/16 Jason Gardner (Sr.), ARIZ
 1/6 Jason Kapono (Sr.), UCLA
 1/13 Joe Shipp (Sr.), CAL
 1/20 Joe Shipp (Sr.), CAL
 1/27 Jason Gardner (Sr.), ARIZ
 2/3 Brian Jackson (Sr.), OSU
 2/10 Brian Wethers (Sr.), CAL
 2/17 Ike Diogu (Fr.), ASU
 2/24 Channing Frye (So.), ARIZ
 3/3 Salim Stoudamire (So.), ARIZ
 3/10 Tommy Smith (Sr.), ASU

2003-04

12/1 Chris Hernandez (So.), STAN
 12/8 Matt Lottich (Sr.), STAN
 12/15 Hassan Adams (So.), ARIZ
 12/22 Matt Lottich (Sr.), STAN
 1/5 Janou Rubin (Jr.), UCLA
 1/12 Josh Childress (Jr.), STAN
 1/19 Desmon Farmer (Sr.), USC
 1/26 Leon Powe (Fr.), CAL
 2/2 Nate Robinson (So.), WASH
 2/9 Richard Midgely (So.), CAL
 2/16 Salim Stoudamire (Jr.), ARIZ
 2/23 David Lucas (Jr.), OSU
 2/28 Brandon Roy (So.), WASH
 3/8 Luke Jackson (Sr.), ORE

2004-05

11/29 Nate Robinson (Jr.), WASH
 12/6 Ike Diogu (Jr.), ASU
 12/13 Jordan Farmer (Fr.), UCLA
 12/20 Dijon Thompson (Sr.), UCLA
 1/3 David Lucas (Sr.), OSU
 1/10 Ike Diogu (Jr.), ASU
 1/17 Salim Stoudamire (Sr.), ARIZ
 1/24 Dan Grunfeld (Jr.), STAN
 1/31 Thomas Kelati (Sr.), WSU
 2/7 Ike Diogu (Jr.), ASU
 2/14 David Lucas (Sr.), OSU
 2/21 Salim Stoudamire (Sr.), ARIZ
 2/28 Tre Simmons (Sr.), WASH
 3/7 Salim Stoudamire (Sr.), ARIZ

2005-06

11/29 DeVon Hardin (So.), CAL
 12/5 Leon Powe (So.), CAL
 12/12 Gabe Pruitt (So.), USC
 12/19 Chris Stephens (Sr.), OSU
 12/26 Hassan Adams (Sr.), ARIZ
 1/2 Hassan Adams (Sr.), ARIZ
 1/9 Josh Akognon (So.), WSU
 1/16 Bobby Jones (Sr.), WASH
 1/23 Matt Haryasz (Sr.), STAN
 1/30 Matt Haryasz (Sr.), STAN
 2/6 Chris Hernandez (Sr.), STAN
 2/13 Brandon Roy (Sr.), WASH
 2/20 Brandon Roy (Sr.), WASH
 2/27 Brandon Roy (Sr.), WASH
 3/6 Arron Afflalo (So.), UCLA

2006-07

11/20 Chase Budinger (Fr.), ARIZ
 11/27 Darren Collison (So.), UCLA
 12/4 Josh Shipp (So.), UCLA
 12/11 Daven Harmeling (So.), WSU
 12/18 Bryce Taylor (Jr.), ORE
 12/26 Spencer Hawes (Fr.), WASH
 1/1 Ivan Radenovic (Sr.), ARIZ
 1/7 Aaron Brooks (Sr.), ARIZ
 1/15 Anthony Goods (So.), STAN
 1/22 Nick Young (Jr.), USC
 1/29 Brook Lopez (Fr.), STAN
 2/5 Daven Harmeling (So.), WSU
 2/12 Jon Brockman (So.), WASH
 2/19 Darren Collison (So.), UCLA
 2/26 Tajuan Porter (Fr.), ORE
 3/5 Ivan Radenovic (Sr.), ARIZ

2007-08

11/19 Jon Brockman (Jr.), WASH
 11/26 Kevin Love (Fr.), UCLA
 12/3 Ryan Anderson (So.), CAL
 12/10 Jordan Hill (So.), ARIZ
 12/17 Ty Abbott (Fr.), ASU
 12/24 Jon Brockman (Jr.), WASH
 12/31 Jerome Randle (So.), CAL
 1/7 James Harden (Fr.), ASU
 1/14 Kevin Love (Fr.), UCLA
 1/21 Jon Brockman (Jr.), WASH
 1/28 Kevin Love (Fr.), UCLA
 2/4 Ryan Anderson (So.), CAL
 2/11 Jeff Pendergraph (Jr.), ASU
 2/18 Jerryd Bayless (Fr.), ARIZ
 2/25 O.J. Mayo (Fr.), USC
 3/3 Brook Lopez (So.), STAN
 3/10 Taj Gibson (So.), USC

2008-09

11/17 Darren Collison (Sr.), UCLA
 11/24 James Harden (So.), ASU
 12/1 James Harden (So.), ASU
 12/8 Dwight Lewis (Jr.), USC
 12/15 Jordan Hill (Jr.), ARIZ
 12/22 Jerome Randle (Jr.), CAL
 12/29 Jamelle Horne (So.), ARIZ
 1/5 Patrick Christopher (Jr.), CAL
 1/12 Patrick Christopher (Jr.), CAL
 1/19 Lawrence Hill (Sr.), STAN
 1/26 Roeland Schaaffenaar (Jr.), OSU
 2/2 Chase Budinger (Jr.), ARIZ
 2/9 Alfred Aboya (Sr.), UCLA
 2/16 Nic Wise (Jr.), ARIZ
 2/23 Taylor Rochestie (Sr.), WSU
 3/2 Jon Brockman (Sr.), WASH
 3/9 Josh Shipp (Sr.), UCLA

2009-10

11/16 Quincy Pondexter (Sr.), WASH
 11/23 Klay Thompson (So.), WSU
 11/30 Klay Thompson (So.), WSU
 12/7 Quincy Pondexter (Sr.), WASH
 12/14 Patrick Christopher (Sr.), CAL
 12/21 Alex Stepheson (Jr.), USC
 12/28 Mike Gerrity (Sr.), USC
 1/4 Michael Dunigan (So.), ORE
 1/11 Ty Abbott (Jr.), ASU
 1/18 Quincy Pondexter (Sr.), WASH
 1/25 Landry Fields (Sr.), STAN
 2/1 Nic Wise (Sr.), ARIZ
 2/8 Quincy Pondexter (Sr.), WASH
 2/15 Jerome Randle (Sr.), CAL
 2/22 Landry Fields (Sr.), STAN
 3/1 Jamal Boykin (Sr.), CAL
 3/8 Quincy Pondexter (Sr.), WASH

2010-11

11/22 Reeves Nelson (So.), UCLA
 11/29 Klay Thompson (Jr.), WSU
 12/6 Derrick Williams (So.), ARIZ
 12/13 Klay Thompson (Jr.), WSU
 12/20 Reeves Nelson (So.), UCLA
 12/27 Jio Fontan (Jr.), USC
 1/3 M. Bryan-Amaning (Sr.), WASH
 1/10 Isaiah Thomas (Jr.), WASH
 1/17 Derrick Williams (So.), ARIZ
 1/24 Isaiah Thomas (Jr.), WASH
 1/31 Lamont Jones (So.), ARIZ
 2/7 Joevan Catron (Sr.), ORE
 2/14 Isaiah Thomas (Jr.), WASH
 2/21 Derrick Williams (So.), ARIZ
 2/28 Nikola Vucevic (Jr.), USC
 3/7 Ty Abbott (Sr.), ASU

2011-12

11/14 C.J. Wilcox (So.), WASH
 11/21 Jared Cunningham (Jr.), OSU
 11/28 Maurice Jones (So.), USC
 12/5 Solomon Hill (Jr.), ARIZ
 12/12 Brock Motum (Jr.), WSU
 12/19 Ahmad Starks (So.), OSU
 12/26 Solomon Hill (Jr.), ARIZ
 1/2 Tony Wroten (Fr.), WASH
 1/9 Carlton Brown (Sr.), COLO
 1/16 Terrence Ross (So.), WASH
 1/23 Faisal Aden (Sr.), WSU
 1/30 Jared Cunningham (Jr.), OSU
 2/6 Kyle Fogg (Sr.), ARIZ
 2/13 E.J. Singler (Jr.), ORE
 2/20 Justin Cobb (So.), CAL
 2/27 Kyle Fogg (Sr.), ARIZ
 3/5 Lazerix Jones (Sr.), UCLA

2012-13

11/12 Ahmad Starks (Jr.), OSU
 11/19 Askia Booker (So.), COLO
 11/26 Justin Cobbs (Jr.), CAL
 12/3 Carrick Felix (Sr.), ASU
 12/10 Brock Motum (Sr.), WSU
 12/17 André Roberson (Jr.), COLO
 12/24 Eric Moreland (So.), OSU
 12/31 Shabazz Muhammad (Fr.), UCLA
 1/7 Carrick Felix (Sr.), ASU
 1/14 C.J. Wilcox (Jr.), WASH
 1/21 Mark Lyons (Sr.), ARIZ
 1/28 Carrick Felix (Sr.), ASU
 2/4 Josh Huestis (Jr.), STAN
 2/11 Allen Crabbe (Jr.), CAL
 2/18 Allen Crabbe (Jr.), CAL
 2/25 Justin Cobbs (Jr.), CAL
 3/4 Kyle Anderson (Fr.), UCLA
 3/11 Brock Motum (Sr.), WSU

2013-14

11/11 Tyrone Wallace (So.), CAL
 11/18 Roberto Nelson (Sr.), OSU
 11/25 Jahii Carson (So.), ASU
 12/2 Nick Johnson (Jr.), ARIZ
 12/9 Askia Booker (Jr.), COLO
 12/16 Jordan Loveridge (So.), UTAH
 12/23 Chasson Randle (Jr.), STAN
 12/30 Roberto Nelson (Sr.), OSU
 1/6 Askia Booker (Jr.), COLO
 1/13 Justin Cobbs (Sr.), CAL
 1/20 Delon Wright (Jr.), UTAH
 1/27 Kyle Anderson (So.), UCLA
 2/3 Justin Cobbs (Sr.), CAL
 2/10 Jordan Bachynski (Sr.), ASU
 2/17 Jermaine Marshall (Sr.), ASU
 2/24 Josh Huestis (Sr.), STAN
 3/3 Mike Moser (Sr.), ORE
 3/10 Mike Moser (Sr.), ORE

2014-15

11/17 Tyrone Wallace, G, CAL
 11/24 Norman Powell, F, UCLA
 12/1 Stanley Johnson, F, ARIZ
 12/8 Tyrone Wallace, G, CAL
 12/15 Delon Wright, G, UTAH
 12/22 Elijah Stewart, G, USC
 12/29 Anthony Brown, G, STAN
 1/5 Chasson Randle, G, STAN
 1/12 Kevon Looney, F, UCLA
 1/19 Stanley Johnson, F, ARIZ
 1/26 Gary Payton II, G, OSU
 2/2 Norman Powell, G, UCLA
 2/9 Joseph Young, G, ORE
 2/16 Rondae Hollis-Jefferson, F, ARIZ
 2/23 Andrew Andrews, G, WASH
 3/2 Norman Powell, G, UCLA
 3/9 Shaquille McKissic, F, ASU

PLAYERS OF THE WEEK SELECTIONS BY SCHOOL (Total selections)

1. ARIZ.....	89
2. UCLA.....	60
3. CAL.....	54
4. STAN.....	49
5. OSU.....	47
WASH.....	47
7. ASU.....	36
8. USC.....	35
9. ORE.....	33
10. WSU.....	27
11. COLO.....	5
12. UTAH.....	3

PLAYERS OF THE WEEK - BY THE NUMBERS

Gary Payton, OSU.....	9	Baron Davis, UCLA.....	2	Duane Cooper, USC.....	1	Eldridge Recasner, WASH.....	1
Chris Mills, ARIZ.....	7	Landry Fields, STAN.....	2	Ben Davis, ARIZ.....	1	John Revelli, STAN.....	1
Harold Miner, USC.....	7	Kyle Fogg, ARIZ.....	2	Neil Derrick, WSU.....	1	Rodrick Rhodes, USC.....	1
Adam Keefe, STAN.....	6	Daven Harmeling, WSU.....	2	Billy Dreher, CAL.....	1	Philiip Ricci, OSU.....	1
Don MacLean, UCLA.....	6	Matt Haryasz, STAN.....	2	Ryan Drew, CAL.....	1	Luke Ridnour, ORE.....	1
Sean Elliott, ARIZ.....	6	Mark Hendrickson, WSU.....	2	Peter Dukes, STAN.....	1	André Roberson, COLO.....	1
Jon Brockman, WASH.....	5	Chris Hernandez, STAN.....	2	Michael Dunigan, ORE.....	1	Taylor Rochestie, WSU.....	1
Ed Gray, CAL.....	5	Jordan Hill, ARIZ.....	2	Tyus Edney, UCLA.....	1	Terrence Ross, WASH.....	1
Eddie House, ASU.....	5	Solomon Hill, ARIZ.....	2	Donminic Ellison, WSU.....	1	Janou Rubin, UCLA.....	1
Reggie Miller, UCLA.....	5	Josh Huestis, STAN.....	2	Jordan Farmer, UCLA.....	1	David Sanders, WSU.....	1
Ed O'Bannon, UCLA.....	5	Luke Jackson, ORE.....	2	Desmon Farmer, USC.....	1	Chris Sandle, ASU.....	1
Quincy Pondexter, WASH.....	5	Ralph Jackson, UCLA.....	2	Jamal Faulkner, ASU.....	1	Brian Scalabrine, USC.....	1
Salim Stoudamire, ARIZ.....	5	Casey Jacobsen, STAN.....	2	Kenny Fields, UCLA.....	1	Alex Scales, ORE.....	1
Wayne Carlander, USC.....	4	Kevin Johnson, CAL.....	2	Jio Fontan, USC.....	1	Roeland Schaftenaar, OSU.....	1
Justin Cobbs, CAL.....	4	Stanley Johnson, ARIZ.....	2	Dwayne Fontana, ASU.....	1	Dwayne Rochestie, WSU.....	1
Ike Diogu, ASU.....	4	Jason Kapono, UCLA.....	2	Tremaine Fowlkes, CAL.....	1	Tre Simmons, WASH.....	1
A.C. Green, OSU.....	4	Jason Kidd, CAL.....	2	Channing Frye, ARIZ.....	1	E.J. Singler, ORE.....	1
Todd Lichti, STAN.....	4	Brook Lopez, STAN.....	2	Mike Gerrity, USC.....	1	A.D. Smith, ORE.....	1
Blair Rasmussen, ORE.....	4	Matt Lottich, STAN.....	2	Taj Gibson, USC.....	1	Eddie Smith, ARIZ.....	1
Brandon Roy, WASH.....	4	Deon Luton, WASH.....	2	Anthony Goods, STAN.....	1	Keith Smith, CAL.....	1
Jason Terry, ARIZ.....	4	Mark Madsen, STAN.....	2	Dan Grunfeld, STAN.....	1	Stevin Smith, ASU.....	1
Klay Thompson, WSU.....	4	Mike Moser, ORE.....	2	David Harbour, STAN.....	1	Chris Stephens, OSU.....	1
Hassan Adams, ARIZ.....	3	Reeves Nelson, UCLA.....	2	DeVon Hardin, CAL.....	1	Alex Stepheson, USC.....	1
Jerry Adams, ORE.....	3	Roberto Nelson, OSU.....	2	Chris Harper, ORE.....	1	Tommy Smith, ASU.....	1
Toby Bailey, UCLA.....	3	Leon Powe, CAL.....	2	Montel Hatcher, UCLA.....	1	Elijah Stewart, USC.....	1
Mario Bennett, ASU.....	3	Ivan Radenovic, ARIZ.....	2	Spencer Hawes, WASH.....	1	Ed Stokes, ARIZ.....	1
David Bluthenthal, USC.....	3	Chasson Randle, STAN.....	2	Butch Hays, CAL.....	1	Awewe Storey, ASU.....	1
Askia Booker, COLO.....	3	Jerome Randle, CAL.....	2	J.R. Henderson, UCLA.....	1	Antoine Stoudamire, ORE.....	1
Darren Collison, UCLA.....	3	Nate Robinson, WASH.....	2	Brian Hendrick, CAL.....	1	Amit Tamir, CAL.....	1
Patrick Christopher, CAL.....	3	Mark Sanford, WASH.....	2	Eddie Hill, WSU.....	1	Deandra Tanner, OSU.....	1
Michael Dickerson, ARIZ.....	3	Detlef Schrempf, WASH.....	2	Lawrence Hill, STAN.....	1	Shon Tarver, UCLA.....	1
Carrick Felix, ASU.....	3	Chad Scott, OSU.....	2	Rondae Hollis-Jefferson, ARIZ.....	1	Anthony Taylor, ORE.....	1
Jason Gardner, ARIZ.....	3	Bennie Seltzer, WSU.....	2	Jamelle Horne, ARIZ.....	1	Bryce Taylor, ORE.....	1
James Harden, ASU.....	3	Josh Shipp, UCLA.....	2	Darrin Houston, OSU.....	1	Leonard Taylor, CAL.....	1
Scott Haskin, OSU.....	3	Charlie Sitton, OSU.....	2	Gary Johnson, USC.....	1	Arthur Thomas, ASU.....	1
Steve Kerr, ARIZ.....	3	Ahmad Starks, OSU.....	2	Brian Jackson, OSU.....	1	Jan-Michael Thomas, WSU.....	1
Brevin Knight, STAN.....	3	Damon Stoudamire, ARIZ.....	2	Kris Johnson, UCLA.....	1	Bobby Thompson, ASU.....	1
Sean Lampley, CAL.....	3	Joe Wallace, WSU.....	2	Nick Johnson, ARIZ.....	1	Dijon Thompson, UCLA.....	1
Kevin Love, UCLA.....	3	Luke Walton, ARIZ.....	2	Bobby Jones, WASH.....	1	Greg Trapp, ORE.....	1
David Lucas, OSU.....	3	C.J. Wilcox, WASH.....	2	Frederick Jones, ORE.....	1	Jeff Trepagnier, USC.....	1
Todd MacCulloch, STAN.....	3	Pete Williams, ARIZ.....	2	Keith Jones, STAN.....	1	Jeremy Veal, ASU.....	1
Brock Motum, WSU.....	3	Kenya Wilkins, ORE.....	2	Lamont Jones, ARIZ.....	1	Nikola Vucevic, USC.....	1
Lamond Murray, CAL.....	3	Nic Wise, ARIZ.....	2	Lazerick Jones, UCLA.....	1	Earl Watson, UCLA.....	1
Jose Ortiz, OSU.....	3	Delon Wright, UTAH.....	2	Maurice Jones, USC.....	1	Donald Watts, WASH.....	1
Norman Powell, UCLA.....	3	Michael Wright, ARIZ.....	2	Thomas Kelati, WSU.....	1	Mark West, WASH.....	1
Khalid Reeves, ARIZ.....	3	Alfred Aboya, UCLA.....	1	Eric Knox, OSU.....	1	Brian Wethers, CAL.....	1
Joe Shipp, CAL.....	3	Arron Afflalo, UCLA.....	1	Arthur Lee, STAN.....	1	Brian Williams, ARIZ.....	1
Miles Simon, ARIZ.....	3	Faisel Aden, WSU.....	1	Dwight Lewis, USC.....	1	Orlando Williams, ORE.....	1
Isaiah Thomas, WASH.....	3	Josh Akogonon, WSU.....	1	Tom Lewis, USC.....	1	Maurice Woods, WASH.....	1
Tyrone Wallace, CAL.....	3	Teo Alibegovic, OSU.....	1	Trent Lockett, ASU.....	1	Trevor Wilson, UCLA.....	1
Chris Welp, WASH.....	3	Curtis Allen, WASH.....	1	Kevon Looney, UCLA.....	1	Darius Wright, ORE.....	1
Kenya Wilkins, ORE.....	3	Andrew Andrews, WASH.....	1	Jordan Loveridge, UTAH.....	1	Tony Wroten, WASH.....	1
Derrick Williams, ARIZ.....	3	Alex Austin, ASU.....	1	Mark Lyons, ARIZ.....	1	Joseph Young, ORE.....	1
Loren Woods, ARIZ.....	3	Jordan Bachynski, ASU.....	1	Sean Marks, CAL.....	1	Nick Young, USC.....	1
Howard Wright, STAN.....	3	Matt Barnes, UCLA.....	1	Jermaine Marshall, ASU.....	1	Tim Young, STAN.....	1
Ty Abbott, ASU.....	2	Jerryd Bayless, ARIZ.....	1	O.J. Mayo, USC.....	1	George Zidek, UCLA.....	1
Shareef Abdur-Rahim, CAL.....	2	Joseph Blair, ARIZ.....	1	Jelani McCoy, UCLA.....	1		
Kyle Anderson, UCLA.....	2	Curtis Borchardt, STAN.....	1	Shaquille McKissic, ASU.....	1		
Ryan Anderson, CAL.....	2	Stais Boseman, USC.....	1	Craig McMillan, ARIZ.....	1		
Gilbert Arenas, ARIZ.....	2	Jamal Boykin, CAL.....	1	Doug Meekins, WASH.....	1		
Brent Barry, OSU.....	2	Bryan Bracey, ORE.....	1	Richard Midgely, CAL.....	1		
Corey Benjamin, OSU.....	2	Aaron Brooks, ORE.....	1	Nigel Miguel, UCLA.....	1		
Terrell Brandon, OSU.....	2	Anthony Brown, STAN.....	1	Marcus Moore, WSU.....	1		
Chase Budinger, ARIZ.....	2	Carlton Brown, COLO.....	1	Eric Moreland, OSU.....	1		
Jud Buechler, ARIZ.....	2	Dion Brown, WASH.....	1	Matt Muehlebach, ARIZ.....	1		
Dave Butler, CAL.....	2	Matthew Bryan-Amaning, WASH.....	1	Shabazz Muhammad, UCLA.....	1		
Jason Collins, STAN.....	2	Geno Carlisle, CAL.....	1	Charles O'Bannon, UCLA.....	1		
Anthony Cook, ARIZ.....	2	Jahii Carson, ASU.....	1	Gary Payton II, OSU.....	1		
Allen Crabbe, CAL.....	2	Joevan Catron, ORE.....	1	Jeff Pendergraph, ASU.....	1		
Jared Cunningham, OSU.....	2	Rodney Chatman, USC.....	1	Chad Prewitt, ASU.....	1		
		Josh Childress, STAN.....	1	Tajuan Porter, ORE.....	1		
		Sam Clancy, USC.....	1	Gabe Pruitt, USC.....	1		
		Jarron Collins, STAN.....	1	Brian Quinnett, WSU.....	1		

PLAYERS OF THE WEEK BREAKDOWN BY CLASS

Senior.....	204
Junior.....	146
Sophomore.....	96
Freshmen.....	38

All honors selected by Conference coaches, unless noted otherwise.

PLAYER OF THE YEAR

1975-76 Ron Lee, G, ORE (Sr., Lexington, Mass.)
 1976-77 Marques Johnson, F, UCLA (Sr., Los Angeles, Calif.)
 1977-78 David Greenwood, F, UCLA (Jr., Los Angeles, Calif.)
 1978-79 David Greenwood, F, UCLA (Sr., Los Angeles, Calif.)
 1979-80 Don Collins, F, WSU (Sr., Toledo, Ohio)
 1980-81 Steve Johnson, C, OSU (Sr., San Bernardino, Calif.)
 1981-82 Lester Conner, G, OSU (Sr., Oakland, Calif.)
 1982-83 Kenny Fields, F, UCLA (Jr., Los Angeles, Calif.)
 1983-84 A.C. Green, F, OSU (Jr., Portland, Ore.)
 1984-85 Wayne Carlander, F, USC (Sr., Huntington Beach, Calif.)
 1985-86 Chris Welp, C, WASH (Jr., Osnabruck, W.G.)
 1986-87 Jose Ortiz, C, OSU (Sr., Cayey, P.R.)
 1987-88 Sean Elliott, F, ARIZ (Jr., Tucson, Ariz.)
 1988-89 Sean Elliott, F, ARIZ (Sr., Tucson, Ariz.)
 1989-90 Gary Payton, G, OSU (Sr., Oakland, Calif.)
 1990-91 Terrell Brandon, G, ORE (Jr., Portland, Ore.)
 1991-92 Harold Miner, G, USC (Jr., Inglewood, Calif.)
 1992-93 Chris Mills, F, ARIZ (Sr., Los Angeles, Calif.)
 1993-94 Jason Kidd, G, CAL (So., Oakland, Calif.)
 1994-95 Ed O'Bannon, F, UCLA (Sr., Lakewood, Calif.)
 Damon Stoudamire, G, ARIZ (Sr., Portland, Ore.)
 Shareef Abdur-Rahim, F, CAL (Fr., Marietta, Ga.)
 1995-96 Ed Gray, G, CAL (Sr., Riverside, Calif.)
 1996-97 Mike Bibby, G, ARIZ (So., Phoenix, Ariz.)
 1997-98 Jason Terry, G, ARIZ (Sr., Seattle, Wash.)
 1998-99 Eddie House, G, ASU (Sr., Union City, Calif.)
 1999-00 Sean Lampley, F, CAL (Sr., Chicago, Ill.)
 2000-01 Sam Clancy, F, USC (Sr., Fairview, Ohio)
 2001-02 Luke Ridnour, G, ORE (Jr., Blaine, Wash.)
 2002-03 Josh Childress, G/F, STAN (Jr., Los Angeles, Calif.)
 2003-04 Ike Diogu, F/C, ASU (Jr., Garland, Texas)
 2004-05 Brandon Roy, G, WASH (Sr., Seattle, Wash.)
 2005-06 Arron Afflalo, G, UCLA (Jr., Compton, Calif.)
 2006-07 Kevin Love, F, UCLA (Fr., Lake Oswego, Ore.)
 2007-08 James Harden, G, ASU (So., Los Angeles, Calif.)
 2008-09 Jerome Randle, G, CAL (Sr., Chicago, Ill.)
 2009-10 Derrick Williams, F, ARIZ (So., La Mirada, Calif.)
 2010-11 Jorge Gutierrez, G, CAL (Sr., Chihuahua, Mexico)
 2011-12 Allen Crabbe, G, CAL (Jr., Los Angeles, Calif.)
 2012-13 Nick Johnson, G, ARIZ (Jr., Gilbert, Ariz.)
 2013-14 Joseph Young, G, ORE (Sr., Houston, Texas)

FRESHMAN OF THE YEAR

1978-79* Bryan Rison, G, WSU (Jr., Mt. Morris, Mich.)
 1979-80* Byron Scott, G, ASU (Fr., Inglewood, Calif.)
 1980-81* John Revelli, C, STAN (Fr., Scarsdale, N.Y.)
 1981-82* Johnny Rogers, F, STAN (Fr., Westminster, Calif.)
 1982-83* Dave Butler, F, CAL (Fr., Rancho Palos Verdes, Calif.)
 1983-84 Chris Welp, C, WASH (Osnabruck, W.G.)
 1984-85 Leonard Taylor, F, CAL (Lennox, Calif.)
 1985-86 Sean Elliott, F, ARIZ (Tucson, Ariz.)
 Pooh Richardson, G, UCLA (Philadelphia, Pa.)
 1986-87 Gary Payton, G, OSU (Oakland, Calif.)
 1987-88 Mike Hayward, F, WASH (San Rafael, Calif.)
 1988-89 Don MacLean, F, UCLA (Simi Valley, Calif.)
 1989-90 Harold Miner, G, USC (Inglewood, Calif.)
 1990-91 Jamal Faulkner, F, ASU (Middle Village, N.Y.)
 1991-92 Mark Pope, F, WASH (Bellevue, Wash.)
 1992-93 Jason Kidd, G, CAL (Oakland, Calif.)
 1993-94 Brevin Knight, G, STAN (East Orange, N.J.)
 1994-95 Tremaine Fowlkes, F, CAL (Los Angeles, Calif.)
 1995-96 Shareef Abdur-Rahim, F, CAL (Marietta, Ga.)
 1996-97 Mike Bibby, G, ARIZ (Phoenix, Ariz.)
 1997-98 Baron Davis, G, UCLA (Los Angeles, Calif.)
 1998-99 Michael Wright, F, ARIZ (Chicago, Ill.)
 1999-00 Casey Jacobsen, F, STAN (Glendora, Calif.)
 Jason Kaponov, F, UCLA (Lakewood, Calif.)
 Luke Ridnour, G, ORE (Blaine, Wash.)
 2000-01 Salim Stoudamire, G, ARIZ (Portland, Ore.)
 2001-02 Ike Diogu, F, ASU (Garland, Texas)
 2002-03 Leon Powe, F, CAL (Oakland, Calif.)
 2003-04 Jordan Farmar, G, UCLA (Van Nuys, Calif.)
 2004-05 Luc Richard Mbah a Moute, F, UCLA (Yaounde, Cameroon)
 2005-06 Chase Budinger, F, ARIZ (Encinitas, Calif.)
 2006-07 Kevin Love, F, UCLA (Lake Oswego, Ore.)
 2007-08 Isaiah Thomas, G, WASH (Tacoma, Wash.)
 2008-09 Derrick Williams, F, ARIZ (La Mirada, Calif.)
 2009-10 Allen Crabbe, G, CAL (Los Angeles, Calif.)
 2010-11 Tony Wroten, G, WASH (Seattle, Wash.)
 2011-12 Jahii Carson, G, ASU (Mesa, Ariz.)
 2012-13 Shabazz Muhammad, G, UCLA (Las Vegas, Nev.)
 2013-14 Aaron Gordon, F, ARIZ (San Jose, Calif.)
 2014-15 Stanley Johnson, F, ARIZ (Fullerton, Calif.)

* - Rookie of the Year (included transfers)

All honors selected by Conference coaches, unless noted otherwise.

JOHN R. WOODEN COACH OF THE YEAR

1975-76	Dick DiBiasi, STAN George Raveling, WSU
1976-77	Dick Harter, ORE
1977-78	Gary Cunningham, UCLA
1978-79	Bob Boyd, USC
1979-80	Ned Wulk, ASU
1980-81	Ralph Miller, OSU
1981-82	Marv Harshman, WASH
1982-83	George Raveling, WSU
1983-84	Marv Harshman, WASH
1984-85	Stan Morrison, USC
1985-86	Lute Olson, ARIZ
1986-87	Walt Hazzard, UCLA
1987-88	Lute Olson, ARIZ
1988-89	Lute Olson, ARIZ Ralph Miller, OSU
1989-90	Jim Anderson, OSU
1990-91	Kelvin Sampson, WSU
1991-92	George Raveling, USC
1992-93	Lute Olson, ARIZ
1993-94	Lute Olson, ARIZ
1994-95	Jim Harrick, UCLA
1995-96	Bob Bender, WASH
1996-97	Ben Braun, CAL
1997-98	Lute Olson, ARIZ
1998-99	Mike Montgomery, STAN
1999-00	Mike Montgomery, STAN
2000-01	Steve Lavin, UCLA
2001-02	Ernie Kent, ORE
2002-03	Mike Montgomery, STAN Lute Olson, ARIZ
2003-04	Mike Montgomery, STAN
2004-05	Lorenzo Romar, WASH
2005-06	Ben Howland, UCLA
2006-07	Tony Bennett, WSU
2007-08	Trent Johnson, STAN
2008-09	Lorenzo Romar, WASH
2009-10	Herb Sendek, ASU
2010-11	Sean Miller, ARIZ
2011-12	Lorenzo Romar, WASH
2012-13	Dana Altman, ORE
2013-14	Sean Miller, ARIZ
2014-15	Dana Altman, ORE

DEFENSIVE PLAYER OF THE YEAR

1983-84	Butch Hays, CAL (Sr., Inglewood, Calif.)
1984-85	Nigel Miguel, UCLA (Sr., Pacoima, Calif.)
1985-86	Keith Morrison, WSU (Sr., Los Angeles, Calif.)
1986-87	Gary Payton, OSU (Fr., Oakland, Calif.)
2007-08	Russell Westbrook, UCLA (So., Hawthorne, Calif.)
2008-09	Taj Gibson, USC (Jr., Brooklyn, N.Y.)
2009-10	Seth Tarver, OSU (Sr., Portland, Ore.)
2010-11	Marcus Simmons, USC (Sr., Alexandria, La.)
2011-12	Jorge Gutierrez, CAL (Sr., Chihuahua, Mexico)
2012-13	André Roberson, COLO (Sr., San Antonio, Texas)
2013-14	Jordan Bachynski, ASU (Sr., Calgary, Canada)
2014-15	Gary Payton II, OSU (Jr., Las Vegas, Nev.)

MOST IMPROVED PLAYER OF THE YEAR

2008-09	Justin Dentmon, WASH (Sr., Carbondale, Ill.)
2009-10	Nikola Vucevic, USC (So., Bar, Montenegro)
2010-11	Matthew Bryan-Amaning, WASH (Sr., London, England)
2011-12	Brock Motum, WSU (Jr., Brisbane, Australia)
2012-13	Dwight Powell, STAN (Jr., Toronto, Ontario)
2013-14	Anthony Brown, STAN (Jr., Fountain Valley, Calif.)
2014-15	Josh Hawkinson, WSU (So., Shoreline, Wash.)

SCHOLAR-ATHLETE OF THE YEAR

2007-08	Robbie Cowgill, WSU
2008-09	Taylor Rochestie, WSU
2009-10	Landry Fields, STAN
2010-11	Rihards Kuksiks, ASU
2011-12	Harper Kamp, CAL
2012-13	Carrick Felix, ASU
2013-14	Dwight Powell, STAN
2014-15	Chasson Randle, STAN

DISCONTINUED AWARDS

SIXTH MAN OF THE YEAR

1983-84	Mike Wurm, WSU (Sr., St. Louis, Mo.)
1984-85	Glenn Smith, USC (Sr., Gardena, Calif.)
1985-86	Al Moscatel, WASH (Jr., Mercer Island, Wash.)
1986-87	Montel Hatcher, UCLA (Sr., Venice, Calif.)

CONSENSUS ALL-AMERICANS

(First team unless indicated)

1915-16 Dick Romney, UTAH
 1928-29 Vern Corbin, CAL
 1932-33 Jerry Nemer, USC
 1934-35 Lee Guttero, USC
 1935-36 Bill Kinner, UTAH
 Angelo Luisetti, STAN
 1936-37 Angelo Luisetti, STAN
 1937-38 Angelo Luisetti, STAN
 1938-39 Urgel Wintermute, ORE
 1939-40 Ralph Vaughn, USC
 John Dick, ORE
 Jack Harvey, COLO (2nd)
 1941-42 Robert Doll, COLO (2nd)
 1943-44 Arnie Ferrin, UTAH (2nd)
 1944-45 Arnie Ferrin, UTAH
 1946-47 Arnie Ferrin, UTAH (2nd)
 Vern Gardner, UTAH (2nd)
 1947-48 Arnie Ferrin, UTAH (2nd)
 Jack Nichols, WASH (2nd)
 Andy Wolfe, CAL (2nd)
 1949-50 Bill Sharman, USC
 1951-52 Bob Houbregs, WASH (2nd)
 1952-53 Bob Houbregs, WASH
 1955-56 Willie Naulls, UCLA (2nd)
 1957-58 Dave Gambee, OSU (2nd)
 1959-60 Darrall Imhoff, CAL
 1960-61 Billy McGill, UTAH (2nd)
 1961-62 Billy McGill, UTAH
 John Rudometkin, USC (2nd)
 1963-64 Walt Hazzard, UCLA
 Mel Counts, OSU (2nd)
 1964-65 Gail Goodrich, UCLA
 1966-67 Lew Alcindor, UCLA
 1967-68 Lew Alcindor, UCLA
 1968-69 Lew Alcindor, UCLA
 Lucius Allen, UCLA (2nd)
 1969-70 Sidney Wicks, UCLA (2nd)
 1970-71 Sidney Wicks, UCLA
 Curtis Rowe, UCLA (2nd)
 1971-72 Bill Walton, UCLA
 Henry Bibby, UCLA
 1972-73 Bill Walton, UCLA
 Keith Wilkes, UCLA
 1973-74 Keith Wilkes, UCLA
 Bill Walton, UCLA
 1974-75 Luther Burden, UTAH (2nd)
 Dave Meyers, UCLA
 Gus Williams, USC (2nd)
 Ron Lee, ORE (2nd)
 1975-76 Richard Washington, UCLA
 1976-77 Marques Johnson, UCLA
 Greg Ballard, ORE (2nd)
 1977-78 David Greenwood, UCLA
 1978-79 David Greenwood, UCLA
 1980-81 Steve Johnson, OSU
 1987-88 Sean Elliott, ARIZ
 1988-89 Sean Elliott, ARIZ
 Todd Lichti, STAN (2nd)
 1989-90 Gary Payton, OSU
 1991-92 Harold Miner, USC
 Adam Keefe, STAN (2nd)
 Don MacLean, UCLA (2nd)
 1992-93 Chris Mills, ARIZ (3rd)
 1993-94 Jason Kidd, CAL
 Khalid Reeves, ARIZ (2nd)
 Lamond Murray, CAL (3rd)
 1994-95 Damon Stoudamire, ARIZ
 Ed O'Bannon, UCLA
 1995-96 Shareef Abdur-Rahim, CAL (3rd)
 Keith Van Horn, UTAH (2nd)
 1996-97 Chauncey Billups, COLO (2nd)
 Brevin Knight, STAN (2nd)
 Keith Van Horn, UTAH

1997-98 Mike Bibby, ARIZ
 Miles Simon, ARIZ
 1998-99 Andre Miller, UTAH
 Jason Terry, ARIZ
 2000-01 Casey Jacobsen, STAN
 2001-02 Sam Clancy, USC
 2002-03 Jason Gardner, ARIZ (2nd)
 2003-04 Josh Childress, STAN
 2004-05 Andrew Bogut, UTAH
 Ike Diogu, ASU (2nd)
 Salim Stoudamire, ARIZ (2nd)
 Nate Robinson, WASH (3rd)
 2005-06 Brandon Roy, WASH
 Leon Powe, CAL (2nd)
 2006-07 Arron Afflalo, UCLA
 2007-08 Kevin Love, UCLA
 2008-09 James Harden, ASU
 2010-11 Derrick Williams, ARIZ (2nd)
 2013-14 Nick Johnson, ARIZ

NATIONAL PLAYER OF THE YEAR

1952-53 Bob Houbregs, WASH
 1963-64 Walt Hazzard, UCLA (USBWA)
 1966-67 Lew Alcindor, UCLA (UPI, AP, USBWA)
 1968-69 Lew Alcindor, UCLA (UPI, AP, USBWA, NA)
 1970-71 Sidney Wicks, UCLA (USBWA)
 1971-72 Bill Walton, UCLA (UPI, AP, USBWA, NA)
 1972-73 Bill Walton, UCLA (UPI, AP, USBWA, NA)
 1973-74 Bill Walton, UCLA (UPI, AP, USBWA, NA)
 1976-77 Marques Johnson, UCLA (UPI, AP, USBWA, WA, NA, NABC)
 1988-89 Sean Elliott, ARIZ (AP, WA, NABC)
 1989-90 Gary Payton, OSU (SI)
 1991-92 Harold Miner, USC (SI)
 1994-95 Ed O'Bannon, UCLA (BT, WA, USBWA)
 Tyus Edney, UCLA (FPN)
 1995-96 *Shareef Abdur-Rahim, CAL (BT)
 1996-97 *Mike Bibby, ARIZ (BW)
 1998-99 Jason Terry, ARIZ (SI, BT, CBS/Chevrolet)
 1999-00 *Jason Gardner, ARIZ (BT, BN, USBWA)
 *Casey Jacobsen, STAN (TSN)
 *Jason Kapon, UCLA (CBS SportsLine)
 2002-03 Jason Gardner, ARIZ (FPN)
 2004-05 Andrew Bogut, UTAH (WA, NA, AP, USBWA, NABC)
 *National Freshman of the Year

NATIONAL COACH OF THE YEAR

1959-60 Pete Newell, CAL (UPI, USBWA)
 1963-64 John Wooden, UCLA (UPI, USBWA)
 1966-67 John Wooden, UCLA (UPI, AP, USBWA)
 1968-69 John Wooden, UCLA (UPI, AP, NABC)
 1969-70 John Wooden, UCLA (UPI, AP, USBWA, NABC)
 1971-72 John Wooden, UCLA (UPI, AP, USBWA, NABC)
 1972-73 John Wooden, UCLA (UPI, AP, USBWA)
 1980-81 Ralph Miller, OSU (UPI, AP, USBWA)
 1981-82 Ralph Miller, OSU (AP)
 1983-84 Marv Harshman, WASH (NABC)
 1990-91 Rick Majerus, UTAH (UPI)
 1991-92 George Raveling, USC (NABC, CBS, BW)
 1994-95 Jim Harrick, UCLA (NABC)
 1999-00 Mike Montgomery, STAN (BT, NA)
 2000-01 Lute Olson, ARIZ (Clair Bee)
 2003-04 Mike Montgomery, STAN (BT, SI)
 2006-07 Tony Bennett, WSU (USBWA, NABC, BT, CBS, NA, JP)

NCAA TOURNAMENT

OUTSTANDING PLAYER AWARD

1941-42	Howard Dallmar, STAN
1963-64	Walt Hazzard, UCLA
1966-67	Lew Alcindor, UCLA
1967-68	Lew Alcindor, UCLA
1968-69	Lew Alcindor, UCLA
1969-70	Sidney Wicks, UCLA
1971-72	Bill Walton, UCLA
1972-73	Bill Walton, UCLA
1974-75	Richard Washington, UCLA
1994-95	Ed O'Bannon, UCLA
1996-97	Miles Simon, ARIZ

NCAA FINAL FOUR ALL-TOURNAMENT TEAM

1952-53	Bob Houbregs, WASH
1953-54	Roy Irvin, USC
1958-59	Darrall Imhoff, CAL Denny Fitzpatrick, CAL
1959-60	Darrall Imhoff, CAL
1963-64	Walt Hazzard, UCLA Gail Goodrich, UCLA
1964-65	Gail Goodrich, UCLA Edgar Lacey, UCLA Kenny Washington, UCLA
1966-67	Lew Alcindor, UCLA Mike Warren, UCLA Lucius Allen, UCLA
1967-68	Lew Alcindor, UCLA Mike Warren, UCLA Lucius Allen, UCLA Lynn Shackelford, UCLA
1968-69	Lew Alcindor, UCLA John Vallely, UCLA
1969-70	Sidney Wicks, UCLA John Vallely, UCLA Curtis Rowe, UCLA
1970-71	Steve Patterson, UCLA Sidney Wicks, UCLA
1971-72	Bill Walton, UCLA Keith Wilkes, UCLA
1972-73	Bill Walton, UCLA
1973-74	Bill Walton, UCLA
1974-75	Richard Washington, UCLA Dave Meyers, UCLA
1975-76	Marques Johnson, UCLA
1979-80	Kiki Vandeweghe, UCLA Rod Foster, UCLA
1987-88	Sean Elliott, ARIZ
1994-95	Ed O'Bannon, UCLA Toby Bailey, UCLA
1996-97	Mike Bibby, ARIZ Miles Simon, ARIZ
1997-98	Arthur Lee, STAN
2000-01	Richard Jefferson, ARIZ Loren Woods, ARIZ
2005-06	Jordan Farmar, UCLA

NATIONAL INVITATIONAL TOURNAMENT

MOST OUTSTANDING PLAYER

1974-75	Ron Lee, ORE
1984-85	Reggie Miller, UCLA
1990-91	Adam Keefe, STAN
1998-99	Sean Lampley, CAL
2011-12	Aaron Bright, STAN
2014-15	Chasson Randle, STAN

COLLEGIATE BASKETBALL INVITATIONAL

MOST OUTSTANDING PLAYER

2008-09	Roeland Schaffenaar, OSU
2010-11	Joevan Catron, ORE

NAISMITH MEMORIAL BASKETBALL

HALL OF FAME MEMBERS

Kareem Abdul-Jabbar, player, UCLA
Don Barksdale, player, UCLA
Sam Barry, coach, USC
Larry Brown, coach, UCLA
John Bunn, coach, STAN
Everett Dean, coach, STAN
Laddie Gale, player, ORE
Jack Gardner, player/coach, USC/UTAH
Slats Gill, player and coach, OSU
Gail Goodrich, player, UCLA
Marv Harshman, coach, WASH and WSU
Howard Hobson, player and coach, ORE
Bob Houbregs, player, WASH
Lloyd Leith, official, CAL
Hank Luisetti, player, STAN
Ralph Miller, coach, OSU
Reggie Miller, player, UCLA
Pete Newell, coach, CAL
Lute Olson, coach, ARIZ
Gary Payton, player, OSU
Jim Pollard, player, STAN
George Raveling, coach, WSU and USC (elected as contributor)
Bill Sharman, player, USC
Bill Walton, player, UCLA
Jamaal Wilkes, player, UCLA
Tex Winter, coach, WASH
John Wooden, coach, UCLA

NAISMITH AWARD

OUTSTANDING CONTRIBUTION TO MEN'S COLLEGE BASKETBALL

1983	John Wooden, UCLA
1987	Pete Newell, CAL
2001	Tex Winter, WASH
2013	Lute Olson, ARIZ

Legend

AP	Associated Press
BA	Basketball America
BN	Basketball News
BT	Basketball Times
BW	Basketball Weekly
CBS/Chev	CBS/Chevrolet
FPN	Frances Pomeroy Naismith
JP	Jim Phelan Award
NA	Naismith Award
NABC	National Association of Basketball Coaches
SI	Sports Illustrated
TSN	The Sporting News
UPI	United Press International
USBWA	United States Basketball Writers Association
WA	Wooden Award

Draft began in 1947. 1st Round picks only listed from 1967-78 (order prior to 1967 unavailable). All picks listed since 1979. Number in parenthesis after year is rounds of Draft.

1967 (20)

1st (none)

1968 (21)

1st 11. Bill Hewitt (USC), Los Angeles

1969 (20)

1st 1. Lew Alcindor (UCLA), Milwaukee
3. Lucius Allen (UCLA), Seattle

1970 (19)

1st 14. John Vallely (UCLA), Atlanta
16. Gary Freeman (OSU), Milwaukee

1971 (19)

1st 2. Sidney Wicks (UCLA), Portland
7. Cliff Meely (COLO), San Diego
9. Stan Love (ORE), Baltimore
11. Curtis Rowe (UCLA), Detroit (Phil Chenier (CAL), taken by Baltimore in 1st round of supplementary draft for hardship cases)

1972 (10)

1st 5. Fred Boyd (OSU), Phoenix
10. Paul Westphal (USC), Boston

1973 (21)

1st 16. Swen Nater (UCLA), Milwaukee

1974 (10)

1st 1. Bill Walton (UCLA), Portland
6. Scott Wedman (COLO), KC-Omaha
10. Mike Sojourner (UTAH), Atlanta
11. Keith Wilkes (UCLA), Golden State

1975 (10)

1st 2. David Meyers (UCLA), Los Angeles
5. Lionel Hollins (ASU), Portland
7. Rich Kelley (STAN), New Orleans
15. John Lambert (USC), Cleveland

1976 (10)

1st 3. Richard Washington (UCLA), Kansas City
10. Ron Lee (ORE), Phoenix

1977 (Eight)

1st 3. Marques Johnson (UCLA), Milwaukee
4. Greg Ballard (ORE), Washington

1978 (10)

1st 22. Ray Townsend (UCLA), Golden State

1979 (10)

1st 2. Dave Greenwood (UCLA), Chicago
9. Larry Demic (ARIZ), New York
10. Roy Hamilton (UCLA), Detroit
11. Cliff Robinson (USC), New Jersey
14. Brad Holland (UCLA), Los Angeles
2nd 32. Tony Zeno (ASU), Indiana
4th 67. Greg Deane (UTAH), Utah
73. James Donaldson (WSU), Seattle
5th 89. Perry Wolfe (STAN), Utah
6th 114. Steve Smith (USC), Chicago
123. Dan Hartshorne (ORE), Philadelphia
9th 175. Gene Ransom (CAL), Golden State
180. Coby Leavitt (UTAH), Philadelphia
181. Emmett Lewis (COLO), Denver
10th 190. Marvin Thomas (UCLA), Chicago
195. Kelvin Small (ORE), Portland

1980 (10)

1st 11. Kiki Vandeweghe (UCLA), Dallas
18. Don Collins (WSU), Atlanta
2nd 42. Kimberly Belton (STAN), Phoenix
3rd 47. Kurt Nimphius (ASU), Denver
50. James Wilkes (UCLA), Chicago
53. Stuart House (WSU), Cleveland
65. Doug True (CAL), Phoenix
5th 95. Don Carfino (USC), Golden State
103. Darrell Allums (UCLA), Dallas
6th 134. Coby Leavitt (UTAH), Phoenix
7th 141. Lorenzo Romar (WASH), Golden State
148. Greg Sims (UCLA), Portland
152. Joe Nehls (ARIZ), Houston

1981 (10)

1st 7. Steve Johnson (OSU), Kansas City
5. Danny Vranes (UTAH), Seattle
8. Tom Chambers (UTAH), San Diego
21. Alton Lister (ASU), Milwaukee
2nd 33. Sam Williams (ASU), Golden State
36. Ray Blume (OSU), Indiana
3rd 53. Mark Radford (OSU), Seattle
60. Purvis Miller (USC), Indiana
61. Petur Gudmundsson (WASH), Portland
4th 79. Ron Davis (ARIZ), Washington
5th 96. Joe Cooper (COLO), New Jersey
97. Mike Clark (ORE), Utah
99. Andra Griffin (WASH), Seattle
108. Johnny Nash (ASU), Chicago
6th 116. Karl Bankowski (UTAH), Dallas
129. Robert Fronk (WASH), Indiana
134. Kevin Singleton (CAL), Los Angeles
146. JoJo Hunter (COLO), Milwaukee
7th 148. Roby Dosty (ARIZ), Golden State
9th 212. Brian Johnson (COLO), Phoenix
10th 206. Vic Sison (UCLA), New Jersey
213. Barry Brooks (USC), Golden State
216. Kenny Easley (UCLA), Chicago
220. Felton Sealey (ORE), Phoenix

1982 (10)

1st 11. Lafayette Lever (ASU), Portland
14. Lester Conner (OSU), Golden State
22. Mark McNamara (CAL), Philadelphia
2nd 41. Dwight Anderson (USC), Houston
3rd 52. Dan Caldwell (WASH), New York
65. John Greig (ORE), Seattle
4th 72. Mark Eaton (UCLA), Utah
74. Mike Sanders (UCLA), Kansas City
7th 151. Tony Anderson (UCLA), New Jersey
159. Maurice Williams (USC), Los Angeles
8th 173. Jacques Tuz (COLO), San Diego
180. Steve Burks (WASH), Seattle
9th 199. Ken Lyles (WASH), Denver
200. Dean Sears (UCLA), Denver

1983 (10)

1st 4. Byron Scott (ASU), San Diego
2nd 28. Rod Foster (UCLA), Phoenix
34. Guy Williams (WSU), Washington
43. Pace Mannion (UTAH), Golden State
45. Paul Williams (ASU), Phoenix
3rd 48. Craig Ehlo (WSU), Houston
53. Michael Holton (UCLA), Golden State
57. Darren Daye (UCLA), Washington
60. Steve Harriel (WSU), Kansas City
5th 109. Brad Watson (WASH), Seattle
7th 143. Dan Evans (OSU), San Diego
144. Jacque Hill (USC), Chicago
145. Peter Williams (UTAH), Golden State
147. Rob Gonzalez (COLO), Detroit
8th 177. Frank Smith (ARIZ), Portland
10th 219. Aaron Haskins (WSU), Kansas City

1984 (10)

1st 13. Jay Humphries (COLO), Phoenix
21. Kenny Fields (UCLA), Milwaukee
2nd 29. Stuart Gray (UCLA), Indiana
38. Charles Sitton (OSU), Dallas
4th 71. Ralph Jackson (UCLA), Indiana
92. John Revelli (STAN), LA Lakers
6th 138. Keith Jones (STAN), LA Lakers
7th 141. Butch Hays (CAL), Chicago
144. David Brantley (ORE), Clippers
146. Michael Pitts (CAL), San Antonio
152. Gary Gatewood (ORE), Seattle
8th 177. Chris Winans (UTAH), New Jersey

1985 (Seven)

1st 8. Detlef Schrempf (WASH), Dallas
15. Blair Rasmussen (ORE), Denver
23. A.C. Green (OSU), LA Lakers
3rd 49. Brad Wright (UCLA), Golden State
62. Nigel Miguel (UCLA), New Jersey
4th 74. Jim Deines (ASU), LA Clippers
75. Alex Stivrins (COLO), Seattle
89. Pete Williams (ARIZ), Denver
5th 99. Wayne Carlander (USC), Sacramento
106. Clayton Olivier (USC), San Antonio
6th 128. Chris Harper (ORE), San Antonio
7th 143. Gary Maloncon (UCLA), LA Clippers

1986 (Seven)

5th 103. Keith Morrison (WSU), Sacramento
104. Paul Fortier (WASH), Washington
106. Jerry Adams (ORE), Portland
7th 141. Steve Woodside (OSU), Indiana

1987 (Seven)

1st 7. Kevin Johnson (CAL), Cleveland
11. Reggie Miller (UCLA), Indiana
15. Jose Ortiz (OSU), Utah
16. Christian Welp (WASH), Philadelphia
2nd 37. Derrick Dowell (USC), Washington
3rd 51. Sven Meyer (ORE), Sacramento
4th 76. Steve Beck (ASU), Phoenix
79. Jack Haley (UCLA), Chicago
5th 114. Dave Butler (CAL), Boston
6th 128. Dwayne Scholten (WSU), Washington
7th 149. Montel Hatcher (UCLA), Indiana

1988 (Three)

2nd 34. Tom Tolbert (ARIZ), Charlotte
37. Greg Butler (STAN), New York
44. Anthony Taylor (ORE), Atlanta
50. Steve Kerr (ARIZ), Phoenix

1989 (Two)

- 1st 3. Sean Elliott (ARIZ), San Antonio
- 10. Pooh Richardson (UCLA), Minnesota
- 15. Todd Lichti (STAN), Denver
- 24. Anthony Cook (ARIZ), Phoenix
- 2nd 50. Brian Quinnett (WSU), New York

1990 (Two)

- 1st 2. Gary Payton (OSU), Seattle
- 2nd 36. Trevor Wilson (UCLA), Atlanta
- 38. Jud Buechler (ARIZ), Seattle

1991 (Two)

- 1st 10. Brian Williams (ARIZ), Orlando
- 11. Terrell Brandon (ORE), Cleveland
- 25. Shaun Vandiver (COLO), Golden State
- 2nd 48. Isaac Austin (ASU), Utah

1992 (Two)

- 1st 10. Adam Keefe (STAN), Atlanta
- 12. Harold Miner (USC), Miami
- 18. Tracy Murray (UCLA), San Antonio
- 19. Don MacLean (UCLA), Detroit
- 2nd 30. Sean Rooks (ARIZ), Dallas
- 36. Duane Cooper (USC), LA Lakers

1993 (Two)

- 1st 14. Scott Haskin (OSU), Indiana
- 22. Chris Mills (ARIZ), Cleveland
- 2nd 35. Ed Stokes (ARIZ), Miami
- 40. Rich Manning (WASH), Atlanta
- 43. Josh Grant (UTAH), Denver
- 46. Richard Petruska (UCLA), Houston
- 54. Byron Wilson (UTAH), Phoenix

1994 (Two)

- 1st 2. Jason Kidd (CAL), Dallas
- 7. Lamond Murray (CAL), LA Clippers
- 12. Khalid Reeves (ARIZ), Miami

1995 (Two)

- 1st 7. Damon Stoudamire (ARIZ), Toronto
- 9. Ed O'Bannon (UCLA), New Jersey
- 15. Brent Barry (OSU), Denver
- 22. George Zidek (UCLA), Charlotte
- 27. Mario Bennett (ASU), Phoenix
- 2nd 42. Donnie Boyce (COLO), Atlanta
- 47. Tyus Edney (UCLA), Sacramento

1996 (Two)

- 1st 3. Shareef Abdur-Rahim (CAL), Vancouver
- 2nd 31. Mark Hedrickson (WSU), Philadelphia
- 35. Joeshph Blair (ARIZ), Seattle
- 43. Ben Davis (ARIZ), Phoenix
- 47. Ron Riley (ASU), Seattle
- 56. Reggie Geary (ARIZ), Cleveland

1997 (Two)

- 1st 2. Keith Van Horn (UTAH), Philadelphia
- 3. Chauncey Billups (COLO), Boston
- 16. Brevin Knight (STAN), Cleveland
- 22. Ed Gray (CAL), Atlanta
- 24. Rodrick Rhodes (USC), Houston
- 2nd 31. Mark Sanford (WASH), Miami
- 32. Charles O'Bannon (UCLA), Detroit

1998 (Two)

- 1st 2. Mike Bibby (ARIZ), Vancouver
- 12. Michael Doleac (UTAH), Orlando
- 14. Michael Dickerson (ARIZ), Houston
- 28. Corey Benjamin (OSU), Chicago
- 2nd 33. Jelani McCoy (UCLA), Seattle
- 42. Miles Simon (ARIZ), Orlando
- 44. Sean Marks (CAL), New York
- 45. Toby Bailey (UCLA), LA Lakers
- 56. J.R. Henderson (UCLA), Vancouver

1999 (Two)

- 1st 3. Baron Davis (UCLA), Charlotte
- 8. Andre Miller (UTAH), Cleveland
- 10. Jason Terry (ARIZ), Atlanta
- 2nd 39. A.J. Bramlett (ARIZ), Cleveland
- 41. Francisco Elson (CAL), Denver
- 47. Todd MacCulloch (WASH), Philadelphia
- 56. Tim Young (STAN), Golden State

2000 (Two)

- 1st 11. Jerome Moiso (UCLA), Boston
- 29. Mark Madsen (STAN), LA Lakers
- 2nd 37. Eddie House (ASU), Miami
- 40. Hanno Mottola (UTAH), Atlanta
- 56. Jaquay Walls (COLO), Indiana

2001 (Two)

- 1st 13. Richard Jefferson (ARIZ), Houston
- 18. Jason Collins (STAN), Houston
- 2nd 31. Gilbert Arenas (ARIZ), Golden State
- 35. Brian Scalabrine (USC), New Jersey
- 36. Jeff Trepagnier (USC), Cleveland
- 39. Michael Wright (ARIZ), New York
- 40. Earl Watson (UCLA), Seattle
- 45. Sean Lampley (CAL), Chicago
- 46. Loren Woods (ARIZ), Minnesota
- 53. Jarron Collins (STAN), Utah
- 58. Bryan Bracey (ORE), San Antonio

2002 (Two)

- 1st 14. Frederick Jones (ORE), Indiana
- 18. Curtis Borchardt (STAN), Utah
- 22. Casey Jacobsen (STAN), Phoenix
- 2nd 34. Dan Gadzuric (UCLA), Milwaukee
- 45. Sam Clancy (USC), Philadelphia
- 46. Matt Barnes (UCLA), Cleveland
- 47. Jamaal Sampson (CAL), Milwaukee

2003 (Two)

- 1st 14. Luke Ridnour (ORE), Seattle
- 2nd 31. Jason Kapono (UCLA), Cleveland
- 32. Luke Walton (ARIZ), LA Lakers
- 53. Tommy Smith (ASU), Chicago

2004 (Two)

- 1st 6. Josh Childress (STAN), Atlanta
- 9. Andre Iguodala (ARIZ), Philadelphia
- 10. Luke Jackson (ORE), Cleveland
- 29. David Harrison (COLO), Indiana
- 2nd 43. Trevor Ariza (UCLA), New York

2005 (Two)

- 1st 1. Andrew Bogut (UTAH), Milwaukee
- 8. Channing Frye (ARIZ), New York
- 9. Ike Diogu (ASU), Golden State
- 21. Nate Robinson (WASH), Phoenix
- 2nd 31. Salim Stoudamire (ARIZ), Atlanta
- 54. Dijon Thompson (UCLA), New York

2006 (Two)

- 1st 6. Brandon Roy (WASH), Minnesota
- 26. Jordan Farmar (UCLA), LA Lakers
- 2nd 37. Bobby Jones (WASH), Minnesota
- 49. Leon Powe (CAL), Denver
- 50. Ryan Hollins (UCLA), Charlotte
- 54. Hassan Adams (ARIZ), New Jersey

2007 (Two)

- 1st 10. Spencer Hawes (WASH), Sacramento
- 16. Nick Young (USC), Washington
- 26. Aaron Brooks (ORE), Houston
- 27. Arron Afflalo (UCLA), Detroit
- 2nd 32. Gabe Pruitt (USC), Boston
- 33. Marcus Williams (ARIZ), San Antonio

2008 (Two)

- 1st 3. O.J. Mayo (USC), Chicago
- 4. Russell Westbrook (UCLA), Seattle
- 5. Kevin Love (UCLA), Houston
- 10. Brook Lopez (STAN), New Jersey
- 11. Jerryd Bayless (ARIZ), Indiana
- 15. Robin Lopez (STAN), Phoenix
- 21. Ryan Anderson (CAL), New Jersey
- 2nd 37. Luc Richard Mbah a Moute (UCLA), Milwaukee
- 38. Kyle Weaver (WSU), Charlotte
- 48. Malik Hairston (ORE), Phoenix
- 50. DeVon Hardin (CAL), Seattle
- 54. Maarty Leunen (ORE), Houston

2009 (Two)

- 1st 3. James Harden (ASU), Oklahoma City
- 8. Jordan Hill (ARIZ), New York
- 9. DeMar DeRozan (USC), Toronto
- 17. Jrue Holiday (UCLA), Philadelphia
- 21. Darren Collison (UCLA), New Orleans
- 26. Taj Gibson (USC), Chicago
- 2nd 31. Jeff Pendergraph (ASU), Sacramento
- 38. Jon Brockman (WASH), Portland
- 44. Chase Budinger (ARIZ), Detroit

2010 (Two)

- 1st 26. Quincy Pondexter (WASH), OK City
- 2nd 39. Landry Fields (STAN), New York

2011 (Two)

- 1st 2. Derrick Williams (ARIZ), Minnesota
- 11. Klay Thompson (WSU), Golden State
- 16. Nikola Vucevic (USC), Philadelphia
- 2nd 35. Tyler Honeycutt (UCLA), Sacramento
- 43. Malcolm Lee (UCLA), Chicago
- 60. Isaiah Thomas (WASH), Sacramento

2012 (Two)

- 1st 8. Terrence Ross (WASH), Toronto
- 24. Jared Cunningham (OSU), Cleveland
- 25. Tony Wroten (WASH), Memphis

2013 (Two)

- 1st 14. Shabazz Muhammad (UCLA), Utah
- 23. Solomon Hill (ARIZ), Indiana
- 26. Andre Roberson (COLO), Minnesota
- 2nd 31. Allen Crabbe (CAL), Cleveland
- 33. Carrick Felix (ASU), Cleveland
- 40. Grant Jerrett (ARIZ), Portland
- 54. Arsalan Kazemi (ORE), Washington

2014 (Two)

- 1st 4. Aaron Gordon (ARIZ), Orlando
- 13. Zach LaVine (UCLA), Minnesota
- 22. Jordan Adams (UCLA), Memphis
- 28. C.J. Wilcox (WASH), LA Clippers
- 29. Josh Huestis (STAN), Oklahoma City
- 30. Kyle Anderson (UCLA), San Antonio
- 2nd 38. Spencer Dinwiddie (COLO), Detroit
- 42. Nick Johnson (ARIZ), Houston
- 45. Dwight Powell (STAN), Charlotte

2015 (Two)

- 1st 8. Stanley Johnson (ARIZ), Detroit
- 20. Delon Wright (UTAH), Toronto
- 23. Rondae Hollis-Jefferson (ARIZ), Brooklyn
- 30. Kevon Looney (UCLA), Golden State
- 2nd 34. Anthony Brown (STAN), LA Lakers
- 43. Joseph Young (ORE), Indiana
- 46. Normal Powell (UCLA), Toronto



► Stanford won the 2015 NCAA Women's Golf Championship. It was the first title for the Cardinal golf program and the eighth national title in women's golf for the Pac-12 over the last 15 years.

► The Oregon men's track and field team successfully defended their national title with their seventh NCAA crown overall. It was also the Pac-12's 47th NCAA title in men's track and field.





LARRY SCOTT - COMMISSIONER

Throughout his career as a student-athlete, professional athlete, and sports executive, Larry Scott has been a game changer: a bold, innovative leader with a vision for transformative change — from equal prize money at Wimbledon to expansion and revitalization of the Pac-12 Conference. Commissioner Scott's firm belief that sport has the power to be a force for positive change has been the hallmark of his career.

EXPANSION AND INNOVATION AT THE PAC-12

In his six years as Pac-12 Commissioner, with the support of the Pac-12's member universities' presidents and chancellors, Scott has orchestrated a rebranding of the Conference, with messages of innovation, excellence, and the advantages of a West Coast location at its core. Scott also led the Conference through an expansion for the first time since 1978 by successfully adding Colorado and Utah.

During his tenure, the Pac-12 added a Football Championship Game, transformed the Conference basketball tournaments into must-attend events, and secured an agreement for equal revenue sharing for the first time ever.

Scott has also led a transformation of the Conference's media posture by delivering much-needed revenue, dramatically increasing exposure for women's and Olympic sports, establishing digital and mobile platforms for Pac-12 content, and creating training and employment opportunities for thousands of Pac-12 students interested in launching media careers. To achieve these goals, he delivered a landmark media rights agreement with ESPN and Fox Sports and created Pac-12 Networks, the first-ever integrated media company owned by a collegiate conference.

Commissioner Scott and the presidents and chancellors of the Pac-12 have led the way in ensuring that the academic mission and welfare of student-athletes remain the primary focus of intercollegiate athletics. Through a series of reforms, Pac-12 schools have committed to enhanced student-athlete benefits, including increasing scholarship limits to cover the full cost of attending college, and the Pac-12 has formally added student-athletes to its governance structure.

Under Scott's leadership, the Pac-12 also created a Student-Athlete Health Initiative that is a collective effort between the conference and our member universities to find ways to reduce injuries, share current best practices and latest studies, and conduct research to uncover new ways to keep student-athletes as safe as possible. The 7,000 student-athletes in the Pac-12 benefit deeply from college athletics as their sports provide them an avenue to graduate from some of the best universities in the world. Scott is staunchly committed to retaining college sports a vital component of American higher education by continually adapting to the changing needs of today's student-athletes.

His vision for the Conference also reaches beyond geographic borders. In 2011, Scott launched the Pac-12 Globalization Initiative, which aims to expand the Conference's footprint in Asia. Since its advent, the initiative has been the catalyst for several athletic events and student-athlete cultural exchange programs in China. This year, the Pac-12 will host the first-ever regular season basketball game, collegiate or professional, to be played in China as the University of Washington takes on the University of Texas.

PROVEN LEADERSHIP IN ATHLETICS

Scott succeeded Tom Hansen as the sixth Commissioner of what was then the Pac-10 Conference on July 1, 2009. Before that, he served for six years as Chairman and Chief Executive Officer of the Sony Ericsson Women's Tennis Association (WTA) Tour, where he helped generate unprecedented growth and popularity for women's professional tennis on a global scale.

At the WTA Tour, Scott worked with Billie Jean King and others to achieve the long-sought goal of equal prize money for women in tennis' grand slam events. He also became the architect of the largest-ever sponsorship in both women's sports and professional tennis, a six-year \$88-million title sponsorship agreement with Sony Ericsson. His many other WTA achievements include the largest television deal in women's tennis history, a reform package that led to a 40 percent increase in prize money, and \$750 million in facilities investments.

Scott's career in athletics extends back to his captaincy of the Harvard men's tennis team, where he was named an All-American, earned a B.A. in History, and developed a first-hand understanding of the importance of maintaining a balance between academics and athletics.

He went on to play tennis professionally on the ATP circuit, winning one title, and then going on to work for more than a decade with the ATP, where his roles included Chief Operating Officer, President of ATP Properties, and Executive Vice President of the International Group. In those roles, he was credited with significantly increasing the global popularity of men's tennis, establishing the Tennis Masters Cup as one of the sport's most successful events, negotiating a renewal of the ATP's 13-year partnership with Mercedes-Benz that remains one of the preeminent sponsorship agreements in tennis history, and launching tournaments in places like China and the Persian Gulf.

RECOGNITION AND SERVICE

Scott has earned major recognition for his visionary leadership: In 2012, he was a finalist for Sports Executive of the Year by the Sports Business Journal and was awarded the Vision Award by Cynopsis Sports. Also that year, the Pac-12 was nominated by Sports Business Journal as Sports League of the Year. In 2013, Scott was given the Americanism Award by the Anti-Defamation League in tribute to his work to affect positive change through sports. Scott also serves on the Board of the Women's Sports Foundation.

During his tenure as Commissioner, he has increasingly become a leader in intercollegiate athletics, playing a major role in creation of the new College Football Playoff, demonstrating leadership in the drive for reform of the NCAA, and being a strong advocate for maintaining the primacy of academics and the welfare of the student-athlete.

Larry and his wife, Cybille, live in Danville, Calif., and have three children, Alexander, Sebastien and Alannah.

SCOTT QUICK FACTS

CURRENT POSITION:

Commissioner
Pac-12 Conference
July 1, 2009-Present

PREVIOUS POSITION:

Chairman & CEO • WTA Tour
April 15, 2003-June 30, 2009

HONORS:

- Finalist for Sports Business Journal Sports Executive of the Year, 2012
- Vision Award Winner, Cynopsis Sports Awards, 2012
- Americanism Award Recipient, Anti-Defamation League, 2013
- TIME Magazine's List of Best Sports Executives, 2008

EDUCATION:

Harvard University, B.A. European History
1986 graduate with Honors

ATHLETIC ACCOMPLISHMENTS:

All-American tennis player at Harvard
Three-year professional tennis player, winning one ATP title

PREVIOUS PAC-12 COMMISSIONERS

EDWIN N. ATHERTON
1940-1944

VICTOR O. SCHMIDT
1944-1959

THOMAS J. HAMILTON
1959-1971

WILES HALLOCK
1971-1983

THOMAS C. HANSEN
1983-2009

LAWRENCE G. SCOTT
2009-Present

LEARFIELD SPORTS DIRECTORS' CUP

The STANFORD Cardinal captured their 21st-consecutive Directors' Cup in leading the Pac-12 Conference to an unprecedented 1-2-3 finish in the final 2014-15 Division I Learfield Sports Directors' Cup standings, the National Association of Collegiate Directors of Athletics (NACDA) announced.

Led by a pair of spring NCAA titles in women's golf and women's water polo, Stanford won its 21st-consecutive Cup. Six top three finishes, and eight top five finishes propelled the Cardinal in tallying an impressive 1,448.00 points.

UCLA finished second (1,236.00 points) for the seventh time and for the first time since a three-year run as runner-up from 2006-08. The Bruins captured the men's water polo title in the fall, and posted runner-up finishes in men's soccer, women's tennis and women's water polo. USC placed third overall, its best finish ever in the Directors' Cup, with 1,209.00 points. The Trojans collected top-four finishes in six championships during the 2014-15 year. Behind its national title in women's swimming, as well as runner-up finishes in rowing and men's swimming, CALIFORNIA placed 12th with 937.25 points. OREGON benefited with three NCAA titles (men's indoor track and field, men's and women's outdoor track and field) and placed 13th with 933.50 points, while WASHINGTON placed 24th with 756.75 points.

ARIZONA STATE and ARIZONA finished 30th (683.30) and 36th (566.25), respectively. COLORADO, which added a pair of NCAA titles in men's cross country and skiing, finished 43rd with 539.50 points, UTAH was 56th overall (445.00), followed by OREGON STATE (65th, 334.25) and WASHINGTON STATE (tied 170th, 91.00).

The success of the Pac-12 in the Directors' Cup was bolstered by the capturing of nine NCAA titles, most among all conferences. In addition, eight Pac-12 league members finished among the top four in 19 NCAA championships.

The Directors' Cup was developed as a joint effort between the National Association of Collegiate Directors of Athletics (NACDA) and USA Today. Points are awarded based on each institution's finish in up to 20 sports - 10 women's and 10 men's

CONFERENCE COMPARISON

Conference*	Top 25 Schools	Membership Ratio
1. SEC (14)	7	.500
2. Pac-12 (12)	6	.500
3. ACC (15)	5	.333
4. Big Ten (14)	4	.286
5. Big 12 (10)	3	.300

* based on 2014-15 membership

WHERE THEY RANKED

	School	Total Pts
1.	Stanford	1448.00
2.	UCLA	1236.00
3.	USC	1209.00
12.	California	937.25
13.	Oregon	933.50
24.	Washington	756.75
30.	Arizona State	683.30
36.	Arizona	566.25
43.	Colorado	539.50
56.	Utah	445.00
65.	Oregon State	334.25
170.	Washington State	91.00

TOM HANSEN CONFERENCE MEDAL WINNERS



A Conference Medal is awarded annually to each member institution's outstanding senior male and female student-athlete based on the exhibition of the greatest combination of performance and achievement in scholarship, athletics and leadership.

Conference medal winners have been named every year since the 1960-61 academic year. In 2009, the Pac-12 re-named the award the Tom Hansen Conference Medal in honor of Hansen, who retired at the end of June 2009 after serving for 26 years as Commissioner of the Pac-10.

Following are the 2014-15 award winners:

2014-15 PAC-12 TOM HANSEN CONFERENCE MEDAL WINNERS

School	Men	Women
Arizona	Kevin Cordes, Swimming	Samantha Pickens, Diving
Arizona State	Taylor Kelly, Football	Shelby Houlihan, Cross Country/Track & Field
California	Chris Adcock, Football	Reshanda Gray, Basketball
Colorado	Rune Oedegaard, Skiing	Brooke Wales Granstrom, Skiing
Oregon	Marcus Mariota, Football	Janie Takeda, Softball
Oregon State	Sean Mannion, Football	Tayla Woods, Volleyball
Stanford	Chasson Randle, Basketball	Kelsey Harbin, Field Hockey
UCLA	Dennis Mkrтчian, Tennis	Samantha Peszek, Gymnastics
USC	Cristian Quintero, Swimming	Zoe Scandalis, Tennis
Utah	Delon Wright, Basketball	Georgia Dabritz, Gymnastics
Washington	Hau'oli Kikaha, Football	Krista Vansant, Volleyball
Washington State	DaVonté Lacy, Basketball	Nicole Setterlund, Soccer



JAMIE ZANINOVICH • Deputy Commissioner and Chief Operating Officer

Deputy Commissioner Jamie Zaninovich comes to the Pac-12 after six years as the commissioner of the West Coast Conference. At the Pac-12, Zaninovich has responsibility for all aspects of the Pac-12 Conference's administrative operations, including television administration, sport management, championships, football bowl relationships, governance, enforcement, compliance, and officiating.

In his time with the WCC, Zaninovich led the conference through a period of unprecedented membership growth, transformed the conference basketball championships into successful events, and brought forward television and digital media advances that showcased the WCC's brand regionally, nationally and internationally.

Zaninovich was a member of the NCAA Division I Men's Basketball Committee from 2011-2014 and is a past Chair of the Division I Collegiate Commissioners Association Division I Subdivision. He is also a founding member of the Board of Managers and Competition Committee of the Men's Basketball Officiating LLC, a past member of the NCAA Committee on Women's Athletics and was named one of the prestigious "40 Under 40" honorees by the Sports Business Journal in 2010.

A native of Eugene, Oregon, Zaninovich is a graduate of Stanford University and the Stanford University Graduate School of Business. Prior to the WCC, he served as a sports administrator at both Stanford and Princeton University.



WOODIE DIXON • General Counsel, Senior Vice President Business Affairs

Woodie Dixon joined the Pac-12 in April 2010 and manages all business affairs, in-house legal matters and human resources for the Conference and Pac-12 Networks, as well as football administration for the Conference.

Prior to joining the Pac-12, Dixon spent six years (2004-10) as General Counsel for the NFL's Kansas City Chiefs overseeing all legal matters for the franchise, including player, marketing, sponsorship, stadium operations, special event and sales contracts, litigation and licensing. Previously, he has practiced law with the NFL, Sidley, Austin, Brown & Wood LLP in Chicago, and Dorsey & Whitney LLP in Minneapolis, Minn.

Dixon is a graduate of Harvard Law School, the University of Massachusetts graduate program in Sports Management and Amherst College.



DANETTE LEIGHTON • Chief Marketing Officer

Danette Leighton joined the Pac-12 Conference in April 2010 as the Conference's first Chief Marketing Officer. Her responsibilities include leading the Conference and Pac-12 Networks in the development and implementation of strategic marketing and communication programs, as well as integrating and supporting the marketing interests of the member institutions. She oversees the areas of business operations, communications, event operations, marketing, public affairs and ticket sales, as well as the communications and marketing departments at Pac-12 Networks.

An Arizona graduate, Leighton returns to the Pac-12 where she began her career as a public relations intern. Most recently, she acted as Vice President of Marketing and Brand Development for Maloof Sports & Entertainment. She spent the last decade overseeing all marketing and branding efforts for the NBA's Sacramento Kings and ARCO Arena, as well as the business operations for the WNBA's Sacramento Monarchs.

Previously, she led Sony's sports marketing division, focusing on the PGA Tour and the Sony Open in Hawai'i. She also served as the executive director of the 1999 NCAA Women's Basketball Final Four at Stanford and worked in public relations for the Fiesta Bowl.



RON MCQUATE • Chief Financial Officer

Ron McQuate joined the Pac-12 in March 2010 as the Chief Financial Officer and manages the finances for the Conference and Pac-12 Networks. Prior to joining the Pac-12, McQuate spent seven years at the Sony Ericsson WTA Tour (WTA) where he served Sr. Vice President of Finance.

Before the WTA, McQuate acted as Vice President of Finance for the Soccer, Europe, and Events Divisions of AEG in Los Angeles, Calif.

He began his career in sports with the Cleveland Indians as Controller and then Director of Corporate Planning and Development. McQuate earned his B.S.B.A. in accounting from the University of Dayton.



GLORIA NEVAREZ • Senior Associate Commissioner, Senior Woman Administrator

Gloria Nevarez was named the Pac-12's Senior Associate Commissioner and Senior Woman Administrator in April 2010. Nevarez is responsible for the administration of the Conference's Senior Woman Administrators and oversees all sports except football. She is the Pac-12 liaison for men's basketball and women's golf.

Before joining the Pac-12, Nevarez spent the previous three years as Senior Associate Athletic Director at the University of Oklahoma, overseeing marketing, human resources, strength and conditioning and several sports including men's and women's basketball. She also served as the University's liaison for Title IX compliance and Big 12 governance issues. Before Oklahoma, Nevarez was Associate Commissioner/SWA for the West Coast Conference. Nevarez previously held positions in program management, compliance and legal affairs at the University of California. She also worked in the athletic department at San Jose State University and was an adjunct faculty member at the University of San Francisco.

Nevarez is a graduate of the University of Massachusetts where she played basketball and is a University of California, Berkeley Law alumna.



RON BARKER • Associate Commissioner, Governance & Enforcement

Ron Barker joined the Pac-12 as Assistant Commissioner for Governance and Enforcement in October of 2001 and was promoted to Associate Commissioner in February of 2006. His job duties include administering the Conference's enforcement and NCAA governance programs and working with the Faculty Athletic Representative group as well as managing the hardship petitions.

Prior to joining the Pac-12, Barker served as an enforcement representative for the National Collegiate Athletic Association (1999-2001). He has also been an investigator for the Legal Department of Novell, Inc. of Provo, Utah (1992-99) and served as a graduate assistant basketball coach at Brigham Young University (1989-91).

A former professional basketball player for Deportivo Luqueño (Paraguay), Barker is a 1987 graduate of California State University, Long Beach. He earned his master's degree in sports administration from BYU in 1991. He and his wife, Heidi, have four children.



CHRIS DAWSON • Associate Commissioner, Sports Management

Chris Dawson was named Assistant Commissioner of Olympic Sports in August 2001 and was promoted to Associate Commissioner in February of 2006. She is the Conference liaison for women's basketball, men's soccer, swimming and diving, tennis and softball. Dawson is also responsible for administering the officiating policy. She currently serves on the NCAA Division I Women's Basketball Committee as well as the NCAA Division I Awards, Benefits, Expenses and Financial Aid Cabinet.

Prior to joining the Pac-12, Dawson spent 23 years at the University of California as the Associate Athletic Director for Sport Programs and Senior Women's Administrator from 1992 to 2001. She was named Assistant Athletic Director for the Cal Women's Athletic Department in 1989 and was the Sports Information Director for the women's department from 1979-89. Dawson served as the chair of the NCAA Championships & Competition Cabinet, and as a member of the NCAA Strategic Planning Cabinet, the NCAA Soccer Rules Committee, the NCAA Woman of the Year Committee and the NCAA Volleyball Committee.

Dawson is a 1975 honors graduate of the University of Virginia where she was a student-athlete in basketball. She earned a master's degree in education, with emphasis in sport administration from Ohio University in 1979.



ERIK HARDENBERGH • Vice President, Public Affairs

Erik Hardenbergh joined the Pac-12 as the Vice President of Public Affairs in July 2012. Hardenbergh leads the development and execution of public relations plans and strategies promoting the interests and reputation of the Pac-12 and Pac-12 Networks. Hardenbergh plays a pivotal role in enhancing the Conference's visibility at local, national and global levels.

Most recently, Hardenbergh spent four years as the Vice President of the Glover Park Group in Washington, D.C., where he developed strategic messaging platforms and coordinated integrated campaigns for companies including JPMorgan Chase and United Technologies. Hardenbergh has also worked for several sports media outlets including Yahoo! Sports, Fox Sports Northwest and ABC Sports.

Hardenbergh holds a bachelor's degree in political science from Amherst College, where he was an Academic All-American and captained the golf team for three years. Hardenbergh also earned an MBA from the Kenan-Flagler Business School at University of North Carolina-Chapel Hill.



DAVE HIRSCH • Vice President, Communications

Dave Hirsch has been with the Pac-12 since 1995 and was promoted to Vice President, Communications in June 2010. His responsibilities include administering the Conference marketing and communications programs with particular emphasis in football and men's basketball. Hirsch serves as the Media Operations Director for the Pac-12 Football Championship Game and the Pac-12 Men's Basketball Tournament.

Prior to joining the Pac-12, Hirsch was a member of the University of Arizona media relations staff (1988-1995) where he was Coordinator of Information Services. In that role, he was director of media operations for the Wildcats' nationally-ranked basketball team. He has received numerous citations for excellence in publications by the College Sports Information Directors of America (CoSIDA).

From 1998-2007, Hirsch worked with the Tournament of Roses Association, serving as the Assistant Media Coordinator for the Rose Bowl Game.

Hirsch is a 1986 graduate of the University of Arizona and was a member of the Wildcat baseball team for two years.



WILL HUNTER • Vice President, Operations

Will Hunter joined the Pac-12 in July 2012 as the Vice President of Operations and oversees the development, operation and coordination of the Pac-12 Football Championship Game and Men's Basketball Tournament.

Hunter came to the Pac-12 after three years as the Event Operations Manager for Cowboys Stadium in Arlington, TX where he managed major events such as Super Bowl XLV, the 2010 NBA All-Star Game, Big 12 Football Championship and Cotton Bowl Classic. Hunter managed over 100 events at Cowboys Stadium for a combined total attendance of over two million guests. In addition to managing operations and logistics for events, he was heavily involved in sponsorship activation at Cowboys Stadium.

Hunter's previous experience includes stops with the NFL League Office in New York and the Scottish Claymores (NFL Europe) in Glasgow, Scotland.

Hunter earned a bachelor's degree in Psychology from Wofford College, where he captained the football team.



CHRIS GRANT • Associate Commissioner, Sports Management & Championships

Chris Grant was named Associate Commissioner of Sports Management and Championships of the Pac-12 in June 2015. He serves as the Conference liaison for volleyball, baseball, men's and women's tennis, men's and women's rowing and beach volleyball. Grant is also the Tournament Director for the Pac-12 Women's Basketball Championship.

Before joining the Pac-12, Grant spent three years as the Director of Sports Services at Conference USA. In that role, Grant has also played a vital role in the realignment of C-USA. He has assisted with Football Bowl Game coverage, regular season scheduling for football, men's basketball, men's and women's soccer and also served as a liaison on the C-USA Student-Athlete Health & Safety subcommittee.

A 2004 graduate of Kentucky State with a bachelor's degree in public administration, Grant was a free safety for the Thoroughbreds football team. He earned a master's degree in public administration, with a concentration in finance, from Southern in 2006.



DUANE LINDBERG • Associate Commissioner, Television

Duane Lindberg returned to the Pac-12 staff for his second tour of duty in 1991 as Assistant Commissioner for Electronic Communications, and was promoted to Associate Commissioner, Television in February of 2006. His job duties include overseeing the Conference television agreements.

Lindberg spent 1989-91 at the Southwest Conference in Dallas as Assistant Commissioner overseeing the Conference's compliance program. His first stint at the Pac-12 saw him serve as Assistant Commissioner for Compliance and Enforcement in 1989, Assistant to the Commissioner from 1986-89, and Assistant Public Relations Director from 1983-86. He previously served two-and-one-half years as Assistant SID at USC.

A Tacoma, Wash., native, Lindberg has both undergraduate (1979) and master's (1981) degrees from the University of Washington.



TAMMY NEWMAN • Associate Commissioner, Governance & Enforcement

Tammy Newman joined the Pac-12 Conference in 1989. Promoted to Associate Commissioner, Governance in July 2013, her responsibilities include directing the NCAA and Pac-12 governance processes for the Conference office and institutional members. Additionally, she serves as the staff liaison to the Council, DLIR, Legislative and Nominating Committees. She also oversees the Conference VIP hospitality programs.

Newman has a bachelor of arts degree from Saint Mary's College of California. A Bay Area native, she is married to Dennis Willing.



ERIK PRICE • Associate Commissioner, Compliance

Erik Price joined the Pac-12 Conference in October 2002 after spending seven years in the Office of the Faculty Athletics Representative at the University of California, serving as Senior Administrative Analyst (1994-2000). Promoted to Associate Commissioner in July of 2013, he is primarily responsible for the Conference's compliance program, which includes rules education, and monitoring and interpreting NCAA and Conference rules for all Conference members.

Assistant Commissioner in February of 2006, his responsibilities include assisting the Compliance and Enforcement staff in monitoring and applying NCAA and Conference legislation. He coordinates the Pac-12 Student-Athlete Advisory Committee (SAAC).

A native of Berkeley, Calif., he is a 1989 graduate of Columbia University with a degree in economics and received a master's degree in journalism from the University of California in 1991.

He and his wife Paula are the parents of two children, Sasha and Ben.



HEATHER VAUGHAN • Vice President, Marketing

Vaughan joined the Pac-12 in June 2010 as the Conference's first Senior Director, Marketing. In June 2015, she added marketing duties for the Pac-12 Networks, which includes creative services, Network promotions and marketing. Her duties include enhancing the overall marketing and staging of all Pac-12 Championships and events, serving as the creative lead for the Conference and working with the marketing team to develop and execute strategic marketing plans.

Prior to joining the Conference, Vaughan worked for the Maloof Sports & Entertainment team for nine years, overseeing the creative services department. She was responsible for the marketing, branding and creative materials to support the NBA's Sacramento Kings, the WNBA's Sacramento Monarchs and ARCO arena. She also worked for several advertising agencies in the Los Angeles area.

A San Diego, Calif., native, Vaughan graduated from California State University Chico with a bachelor's degree in communication design. She also holds a master's degree in communications from California State University, Fullerton.



CARTER WESTFALL • Vice President, International

Carter Westfall was named Vice President of International for the Pac-12 on August 31 of 2015. In this role, Westfall will provide leadership and drive brand strategy and operations for the Pac-12's global initiatives, with a main emphasis on China.

Westfall most recently worked for the Sacramento Kings as Vice President of Business Development where he played a lead role in sourcing partnerships for the new downtown Golden 1 Center. He also managed the international business development for the team's NBA Global Games in China and Mexico.

Prior to joining the Kings, Westfall worked in the NBA league office as the Associate Vice President of Global Market-ing Partnerships. In this role, he oversaw the NBA's international business development efforts and worked with the NBA's 13 regional offices to create new marketing partnerships in places like China, Africa, and Brazil. Westfall has also spent time at Helios Partners, an Olympics-focused marketing agency, where he founded the company's London office.



ANNA ROBERTS • Senior Director, Human Resources

Anna Roberts joined the Pac-12 in September 2011 as the Director of Human Resources and is responsible for all aspects of the Pac-12 people strategy including talent management, staffing, employee relations, compensation and performance management. Prior to joining the Conference office, Roberts was at Support.com, a mid-sized technology company, where she oversaw the human resources function. In addition, she worked several years in the human resource field in various environments, including several years with Adeco Group.

Roberts graduated from California Polytechnic State University, San Luis Obispo.



TAYLOR LIEN • Director, Business Operations

Taylor Lien joined the Pac-12 in July 2009 as a strategy intern, identifying and analyzing growth opportunities and assisting in the development of a strategic roadmap for the Conference. In December 2009, he was promoted to Manager, Business Development.

Lien was promoted in June 2012 to Director, Business Operations, where he oversees the research and analytics for the Pac-12's new initiatives. He is also responsible for the business strategy, revenue and contractual aspects of the Conference's major championship events, acts as a liaison between the Conference office and Pac-12 Enterprises, and is part of the team developing the Pac-12's international initiative, with a focus on China.

Lien is a 2009 graduate of the University of California, Berkeley with a bachelor's degree in business administration from the Haas School of Business.



MICHAEL ORTIZ • Director, Video Operations

Michael Ortiz was named Video Operations Director in May 2012. Ortiz manages the day-to-day video operations at the Pac-12, including oversight of the Conference's Command Center for its officiating programs and instant replay technologies.

Ortiz came to the Pac-12 from Oregon State, where he served as the Football Video Director since 2007, overseeing management of the OSU football video department. Ortiz responsibilities included managing the coaching analysis information network, maintained hardware and software, overseeing video crews and creating videos for football-related functions and the recruitment process. Prior to Oregon State, Ortiz was the Assistant Video Director at both the University of Washington and the University of Colorado. Ortiz was voted Pac-12 Video Coordinator of the year by his peers for the 2009-10 and 2012-13 seasons and was a finalist for the National Video Coordinator of the year.

Ortiz is a graduate of the University of Colorado with a bachelor's degree in broadcast journalism.



NATALIA CICCONE • Assistant Commissioner, Communications

Natalia Ciccone was named Assistant Commissioner of Communications for the Pac-10 in October 2008. Her responsibilities include assisting in the Conference's communications and marketing programs, with emphasis on women's basketball, volleyball and outdoor track & field; assisting with the Conference's internet and social media operations; and overseeing the production of the Conference's publications. She also serves as the Media Director of the Pac-10 Women's Basketball Tournament.

Ciccone was an Assistant Media Relations Director at the University of Maryland from 2002-2008, serving as the primary contact for the NCAA Champion women's basketball and field hockey teams. She served as assistant media coordinator for the NCAA Women's Basketball Tournament first and second rounds, and as media coordinator for a number of NCAA field hockey events, including the 2007 NCAA National Championship.

From 2000-03, Ciccone was a Sports Information Assistant at Penn State University and was an Assistant Sports Information Director at Mount St. Mary's College (Md.) prior to that.

Ciccone is a 1998 graduate of Goucher College where she was a member of the women's lacrosse team for four years.



CHRIS MERINO • Assistant Commissioner, Compliance

Chris Merino joined the Pac-12 in September 2013 as Assistant Commissioner of Compliance. His responsibilities include assisting the Compliance and Enforcement staff in monitoring and applying NCAA and Conference legislation, as well as aiding with coordination of the Pac-12 Student-Athlete Advisory Committee.

Prior to joining the Pac-12, Merino served as the Assistant Director of Compliance Services at Stanford University, where he administered and monitored student-athlete eligibility, amateurism issues, financial aid and playing and practice seasons. Preceding Stanford, Merino was a post-graduate intern with the NCAA, working with the Academic and Membership Affairs department. He has also previously served as a compliance assistant with the West Coast Conference and a legal compliance intern with Santa Clara University Athletics Department.

Merino graduated from the Santa Clara University of Law with his Juris Doctor degree. He earned his bachelor's degree in history from the University of Notre Dame. He and his wife welcomed their first child, Mateo Jude Merino, on July 5, 2013.



ANNA KAREFA-JOHNSON • Director, Marketing

Anna Karefa-Johnson joined the Pac-12 in July 2012. She is responsible for executing the Pac-12 branding initiative while also managing the Conference's live events, partner activations, graphic design services and merchandising. Karefa-Johnson develops and executes marketing campaigns for all Olympic Sport Championships in addition to, leading ancillary events for the Football Championship Game and Basketball Tournaments.

Prior to joining the Pac-12, Karefa-Johnson worked with UMCA Sports where she managed event production for clients such as Nike Basketball, LRMR, The LeBron James Family Foundation and King's Academy Basketball Camp. She has also held public relations internships with the Los Angeles Lakers, Baltimore Ravens and the NFLPA.

Karefa-Johnson holds a bachelor's degree in communication from the University of Southern California. She also earned a master's in sports industry management from Georgetown University.



SHANNON BURROW • Controller

Shannon Burrow joined the Pac-12 in April 2015 as Controller. Her day-to-day responsibilities include accounting, budgeting and reporting functions and maintaining the general ledger for the Pac-12.

Burrow previously worked at Lautze & Lautze, a regional public accounting firm, for 1 1/2 years. She worked as a manger, preparing tax returns and managing engagements. She was responsible for training new staff as well as experienced staff during audit engagements.

A 2003 graduate of San Francisco State University, Burrow earned a bachelor of science degree in business administration with a concentration in accounting.



SCOTT TESTER • Senior Manager, Ticket Operations

Scott Tester joined the Pac-12 in January 2014 as the Senior Manager of Ticketing. Tester came to the Conference by way of Oregon State after working in Corvallis as the Director of Tickets since February 2012. While at Oregon State, he led a staff responsible for managing all ticket sales and service for 100+ Beaver athletic events each year. Prior to OSU, he was the Assistant Director of Ticket Operations at the University of Washington in Seattle for nearly five years where he managed Husky ticket operations for multiple sports and postseason events. Before coming to the west coast, Tester worked in similar supporting roles at both the University of Maryland in College Park and the University of Toledo in Ohio.

Tester received his bachelor's of science in sport management from Bowling Green State University, where he also served as an assistant in the athletic ticket office. He currently resides in Pleasant Hill, Calif., with his wife Jen and two dogs.



CHERYL WONG • Senior Manager, Sports Management

Cheryl Wong joined the Conference in August 2012. As a senior manager in sport management, she is the sport liaison overseeing women's soccer, men's and women's swimming and diving, and men's golf, responsible for coaches meetings, policy and regulation enforcement, and hosting Pac-12 championships. In addition, other responsibilities include support and administrative oversight of Conference's seven sponsored officiating programs. She will also assist with the Pac-12 Football Championship Game, as well as, the men's basketball tournaments.

Wong came to the Pac-12 from the University of California where she was the athletic department's travel coordinator. Prior to her work at Cal, Cheryl held positions in athletic training, event management, sponsorship, and marketing.

A graduate of UCLA, Cheryl received a bachelor of arts in the study of religion. She also earned a master's in education with a concentration in sport administration from the University of Miami.



CARRIE XU • Senior Manager, International

Carrie Xu joined the Pac-12 in November 2012 as the Conference's first Senior Manager, International. Xu is responsible for all aspects of the Pac-12's globalization initiative aimed to proactively promote the Conference and its member institutions to new audiences through educational collaboration, cultural exchange and sport.

Prior to the Pac-12, Xu worked for Nike on its basketball initiatives, product marketing and merchandising in China. Xu began her career as a management trainee at Unilever China in Shanghai.

A Shanghai native, Xu graduated from Fudan University in China with a bachelor's degree in economics. Xu also holds an MBA from the Marshall Business School at the University of Southern California.



RONNY BUSH • Manager, Operations

Ronny Bush was named the Operations Manager in October 2012. He is responsible for coordinating event logistics for the Pac-12 Football Championship Game and the Pac-12 Men's Basketball Tournament including facilities, transportation, team operations, and event timelines.

Prior to joining the Pac-12, Bush worked as a Marketing Assistant at the University of Washington where he was responsible for the marketing and game-day production of volleyball, gymnastics, baseball, and track and field. He also assisted with the marketing and promotions for Husky Football and Men's Basketball games. Prior to working in marketing, Bush was an intern with the event management department, assisting in the operations and coordination of home athletic, university, and special events.

Bush is a graduate of Washington State University where he earned a bachelor of arts in sport management in 2010.




LINA DIAZ • Assistant Director of Business and Finance

Lina Diaz was promoted to Assistant Director of Business and Finance in February 2006. She assists the Chief Financial Officer and Controller with maintaining the Conference's financial records and disbursement of funds.

Diaz joined the Pac-12 in October of 1991, but had worked in other part-time temporary capacities for the Conference since March of 1989 before joining the staff on a full-time basis.

A native of the Philippines, Diaz is a graduate of Far Eastern University in Manila with a degree in Commerce with an emphasis in banking and finance. She had worked in various secretarial positions around the Bay Area before joining the Pac-12.



JAMIE ALFIERI • Coordinator, Officiating & Sports Management

Jamie Alfieri joined the Pac-12 Conference as Video Operations Coordinator in September 2013 and shifted roles in June 2015 to serve as Coordinator, Officiating & Sports Management where she assists the Vice President, Officiating in managing and supporting the Conference's officiating operations. She also assists the Sports Management team in planning and executing officiating clinics, coaches meetings, and championship events. Prior to her current role, she assisted the Director of Video Operations in overseeing all Video Coordinators in the Conference, as well as provided video and video support for officials and networks.

Alfieri previously worked as a ticker operator and logger with Pac-12 Enterprises, writing on-air headlines for breaking news stories and archiving games for highlight package purposes. Prior to joining the Pac-12, she served as the head student video editor for the Oregon State University Football Video Department, where she edited practices and games and organized editing crews.

Alfieri graduated from Oregon State University in May 2012.



LIZ BEADLE • Public Affairs Coordinator

Liz Beadle joined the Conference in July 2014 as the Public Affairs Coordinator. She will be contributing in strategic communications, proactive public relations and media relations for various sports throughout the upcoming season.

Most recently, Beadle served as a postgraduate intern with the NCAA, dividing her time between executive communications and the NCAA's communications office. Prior to that, she interned for two United States Senators from her home state of Arkansas, wrote sports articles for the Arkansas Traveler and interned at a Little Rock advertising and public affairs agency. Beadle graduated from the University of Arkansas with a degree in journalism focusing on advertising and public relations, as well as a degree in political science.



SEAN HARRIS • Coordinator, Championships and Sports Management

Sean Harris joined the Pac-12 as an Administrative Fellow in July 2013. In January 2014, Harris joined the team in a full-time position as Sports Management and Championships Coordinator. His primary responsibilities include overseeing the awards and merchandise programs, assist in overseeing the cross country and track and field programs, and is heavily involved in the planning of all championships. Harris graduated from Washington State University in 2013 with a bachelor's degree in sport management with a emphasis on business administration.

Harris was a student intern for the WSU Foundation on the annual giving and special gifts team. He helped receive and organize donations as well as hosting foundation sponsored events and fundraisers. He worked in the WSU tutoring services providing fellow student-athletes with professional assistance in sport management courses. Harris was a four-year varsity letter award recipient in track and field.



IN JA HALCOMB • Executive Assistant to the Commissioner

In Ja Halcomb was named Executive Assistant to the Commissioner in July 2012. Halcomb provides administrative assistance to the Commissioner.

Halcomb joined the Pac-12 after nine years as an Executive Assistant for Maloof Sports and Entertainment, where she assisted the company President with daily administration and business operations for the Sacramento Kings and Power Balance Pavilion. Halcomb worked directly with the executive management team, including the finance, sales, marketing and operations departments.



ELIZA PIERRE • Administrative Fellow

Eliza Pierre joined the Pac-12 conference as the Sports Management Fellow in June 2015. Although she is a Pasadena native, she graduated from University of California, Berkeley with a Bachelor of Arts in African American Studies in 2013.

Eliza was captain of Cal's Women's Basketball team when they made history as Cal's first NCAA Final Four appearance. During her time at California, Eliza worked for Athletic Facilities, as a Student Equipment Manager in HAAS, and Student Assistant in the African American Studies Department. She also joined Sigma Gamma Rho sorority. After graduation, Pierre worked as the Executive Assistant at Lake Avenue Community Foundation where she did development planning and community outreach in Northwest Pasadena. She volunteered as a Varsity Assistant Coach at Arcadia High School.



SEAN COLLINS • Communications Fellow

Sean Collins joined the Pac-12 as a Communications Fellow in July of 2015. Collins graduated from the University of Arizona in 2015 with a bachelor's degree in communication and a minor in sports management.

Before joining the Pac-12, Collins worked in the Arizona sports information office. He was the primary contact for cross country and track and field for four years and handled women's soccer for one year. Collins wrote previews, meet notes, recaps and feature stories for ArizonaWildcats.com. He also designed graphics and updated social media accounts.



JOCELYN PERRY • Communications Fellow

Jocelyn Perry joined the Pac-12 as a Communications Fellow in July 2015. Perry is a 2012 graduate of the University of Washington with a bachelor's degree in international studies, as well as a 2015 graduate of Boise State University with a Masters of Athletic Leadership.

Prior to joining the Pac-12, Perry was an intern in the UW Athletic Communications Department, assisting in media relations efforts for several olympic sports including gymnastics, and wrote feature stories for GoHuskies.com. Perry assisted with the Washington women's basketball StatCrew, additionally serving as a member of the StatCrew for the Pac-12 Women's Basketball Tournament in 2013.

At Boise State, she served as the primary contact for women's soccer, women's swimming & diving, women's gymnastics and track and field and cross country as a graduate assistant. As well as completing her assignments, she served as the volleyball statistician and assisted in the coordination of game day operations for the 2014 Fiesta Bowl and Mountain West Football Championship Game. Perry wrote game notes, previews and recaps for BroncoSports.com, as well as designed sport-specific graphics and updated social media content. Perry served as an institutional media relations assistant for NCAA Regionals for gymnastics and cross country.



Meghan Cesnik
Administrative Assistant
General Counsel & CFO



Wendy Heredia
Senior Administrative
Assistant
Marketing & Communications



Kina Tua
Administrative Assistant
Sports Management



DAVID COLEMAN • Vice President, Officiating

David Coleman was appointed Vice President of Officiating in April 2015. He will be responsible for overseeing the football officiating program and developing comprehensive best practice programs, training, consistency, and accountability across all other Pac-12 officiating programs. Coleman served as the Director of Officiating for the National Football League since 2010. At the NFL, he oversaw the Officiating Development Program and managed the Advanced Development Program. As an official, he served as an Instant Replay Official for the NFL, including working Super Bowl XL, and served as a line judge in the Mid-American Conference and as a Referee in the Mid-Eastern Athletic Conference.

Coleman had a distinguished career in human resources after serving 22 years in the United States Army, retiring with the rank of Lieutenant Colonel.




DAVE YEAST • Coordinator of Baseball Officiating

Dave Yeast was named the Interim Coordinator of Baseball Officiating in January 2015. Dave served as the NCAA's National Coordinator of Baseball Umpires for eleven years. Prior to that, he served as a conference umpire coordinator for nine years. His passion for baseball umpiring was honed in youth and high school baseball and he is now one of the most acclaimed amateur umpires of his generation. A two-time NCAA Division I College World Series umpire, Dave also worked 20 Division I conference tournaments, 13 NCAA Division I regional tournaments and one super regional. Dave represented the United States internationally for numerous events, including the 1996 Olympic Games, the 1993 and 1999 Intercontinental Cups, and the 1990 World Championships. He was named the 1999 International Baseball Federation Umpire of the Year. In 2005 the American Baseball Coaches Association recognized Dave with their Meritorious Service Award and in 2008 the NCAA presented him with their Distinguished Service Award. In 2011 Dave was inducted into the St. Louis Amateur Baseball Hall of Fame.



BOBBY DIBLER • Coordinator of Men's Basketball Officiating

Bobby Dibler was named Coordinator of Men's Basketball in June 2013, and continues to work in the same capacity at the Mountain West Conference. He also spent six years (1992-98) in the same role at the Western Athletic Conference from 1992-98. Prior to his duties of coordinating officials for the Conference, he was a WAC basketball official for 19 years. Dibler has also officiated in the Southwest Athletic (1973-93), Big West (1982-93), Pacific-10 (1982-86, 1988-1993), Big Eight (1981-82), and Missouri Valley (1973-82) conferences. During his 20 years as an official, he worked 14 NCAA tournaments, including three Final Fours, and several NIT games. Dibler was also employed with the Proctor and Gamble Distributing Company as an Account Executive/Operations Manager for 31 years before retiring in December 1999.



VIOLET PALMER • Coordinator of Women's Basketball Officiating

A pioneer in refereeing, Violet Palmer was named the Conference's Coordinator of Women's Basketball Officiating in May 2010. The first woman to officiate a major U.S. professional sport at the highest level when she became a referee in the National Basketball Association (NBA) in 1997.

Palmer has officiated NBA playoff games and the WNBA Championships. Prior to joining the professional ranks, she spent nine seasons officiating at the collegiate level, including five NCAA Women's Final Fours and two National Championship games.

Palmer's duties with the Pac-12 will include identifying, recruiting, assigning, and evaluating referees and game observers. She has similar duties with the West Coast Conference and the Western Athletic Conference. Palmer's strength and focus on education and training will further develop the Conference's officials and elevate them to the next level.

Palmer is a native of Los Angeles and a four-year letterwinner at Cal Poly Pomona where she led the Broncos to the 1985 and 1986 NCAA crowns.



SANDRA HUNT • Coordinator of Women's Soccer

Sandra Hunt was named Coordinator of Women's Soccer Officiating in April of 2009. Her duties include implementing the Conference's officiating program in women's soccer, as well as identifying, recruiting, training, assigning and evaluating referees for matches at Pac-12 institutions.

Hunt spent 17 years as an on-field official before retiring in 2004, representing the United States on officiating crews at a number of international events, including the 1999 and 2003 FIFA Women's World Cup, and the 2000 Olympic Games. Her experiences cover all levels of soccer, including the collegiate level where she was assigned the national championship game at the NCAA Women's College Cup twice. In 1998, she became one of the first two women to referee a game in Major League Soccer (MLS) and has also officiated in the Women's United Soccer Association (WUSA) professional league.

She is one of only 23 United States Soccer Federation (U.S.S.F.) national assessors designated a match inspector and is currently serving on the Board of Directorship for the U.S. Soccer Committee, National Association of Sports Officials (NASO) and Whatcom Sports Commission. Hunt a graduate of Seattle Pacific University with a degree in leisure and recreation.



JOANNE VENDITTO • Coordinator of Softball Officiating

Joanne Venditto was appointed the newly created Coordinator of Softball Officiating in June 2003. She brings more than two decades of experience with assigning and coordinating softball programs, including 10 years at the Division I level.

From 2001-03, Venditto served as Softball Umpire Liaison for the Pac-10, helping to facilitate communication between Pac-12 coaches and umpires, disseminating playing rule interpretations and assisting in the standardization of umpiring mechanics. She spent two years as Coordinator of Softball Umpires for the Big West Conference and has also assigned for the California Collegiate Athletic Conference (CCAA), the NAIA and the Western State Community College Conference. In addition to her work with conferences, Venditto coordinated four workshops in 2002-03 as part of the NCAA Umpire Development Program. As an official, she worked full Division I and Division II schedules from 1980-1991.

Venditto holds a degree in recreation administration from California State University Northridge.



CHARLIE BROWN • Coordinator of Women's Volleyball Officiating

Charlie Brown was appointed Coordinator of Women's Volleyball Officiating in December 1994. He's excelled in the sport as an athlete, high school coach and referee.

Brown coached the girl's team at Granada HS in Livermore, Calif., where his program was consistently among the best in the state. As a referee, he's worked nationally with all levels of competition, particularly the U.S. Sports Festival.

NCAA TEAM TITLES WON BY CONFERENCE (ALL-TIME)

TEAM		INDIVIDUAL	
1. Pac-12	478	1. Pac-12	2,211
2. Big Ten	300	2. Big Ten	1,700
3. Southeastern	214	3. SEC	1,376
4. Big 12	165	4. Big 12	1,007
5. Atlantic Coast	141	5. ACC	507
6. Ivy	96	6. Ivy	433
7. American Athletic	48	7. American Athletic	227
8. Conference USA	41	8. Big East	210
9. Summit	34	9. Mountain West	207
10. West Coast	32	10. Conference USA	159

NCAA TEAM TITLES WON BY CONFERENCE (ALL-TIME)

MEN		WOMEN	
1. Pac-12	291	1. Pac-12	158
2. Big Ten	211	2. Southeastern	97
3. Southeastern	116	3. Big Ten	68
4. Big 12	115	4. Atlantic Coast	56
5. Atlantic Coast	78	5. Big 12	31
6. Ivy	57	6. American Athletic	17
7. American Athletic	31	7. Ivy	16
8. Conference USA	29	8. Big East	13
9. West Coast	23	9. Conference USA	12
10. Big Sky	17	10. West Coast	9

COMBINED	
1. Pac-12	29
2. Ivy	23
3. Summit	22
4. Big Ten	21
5. Big 12	19

NCAA INDIVIDUAL TITLES WON BY CONFERENCE (ALL-TIME)

MEN		WOMEN	
1. Big Ten	1,458	1. Pac-12	702
2. Pac-12	1,334	2. Southeastern	660
3. Big 12	759	3. Big 12	225
4. Southeastern	714	4. Big Ten	186
5. Atlantic Coast	309	5. Atlantic Coast	161
6. Ivy	283	6. Big East	69
7. American Athletic	160	7. American Athletic	66
8. Mountain West	135	8. Ivy	42
9. Conference USA	133	9. Mountain West	28
10. Big East	120	10. Conference USA	26

COMBINED	
1. Pac-12	174
2. Ivy	108
3. America East	69
4. Big Ten	56
5. Mountain West	44

NCAA TEAM TITLES WON BY SCHOOL (ALL-TIME)

MEN		WOMEN	
1. USC	84	1. STANFORD	46
2. UCLA	73	2. UCLA	39
3. STANFORD	61	4. North Carolina	29
4. Oklahoma State	51	3. LSU	25
5. Arkansas	42	5. Texas	23
6. Michigan	34	6. Maryland	21
7. CALIFORNIA	27	7. Georgia	19
8. Yale	26	8. Florida	17
9. Indiana	24	9. USC	16
10. Iowa	24	10. Connecticut	14

COMBINED	
1. Denver	22
2. COLORADO	19
3. West Virginia	17

NCAA INDIVIDUAL TITLES WON BY SCHOOL (ALL-TIME)

MEN		WOMEN	
1. USC	318	1. STANFORD	199
2. Michigan	274	2. Texas	150
3. STANFORD	263	3. Georgia	149
4. Ohio State	218	4. Florida	148
5. Texas	188	5. LSU	109
6. Oklahoma State	165	6. UCLA	102
7. UCLA	164	7. ARIZONA	93
8. CALIFORNIA	152	8. CALIFORNIA	82
9. Illinois	144	9. USC	71
10. Oklahoma	139	10. Auburn	51

COMBINED	
1. COLORADO	88
2. Denver	85
3. UTAH	70

NCAA TEAM & INDIVIDUAL TITLES WON BY PAC-12 SCHOOLS (ALL-TIME)

TEAM TITLES

MEN	WOMEN	COMBINED
USC	Stanford	Colorado
84	46	19
UCLA	UCLA	Utah
73	39	10
Stanford	USC	TOTAL
61	16	29
California	Arizona State	
27	12	
Oregon	Arizona	
17	11	
Arizona State	Oregon	
11	10	
Arizona	Utah	
7	9	
Colorado	California	
5	7	
Oregon State	Washington	
3	6	
Washington State	Colorado	
2	2	
Utah	TOTAL	158
1		
TOTAL		291

INDIVIDUAL TITLES

MEN	WOMEN	COMBINED
USC	Stanford	Colorado
318	199	88
Stanford	UCLA	Utah
263	102	70
UCLA	Arizona	Stanford
164	93	14
California	California	Washington
152	82	2
Oregon	USC	Washington State
96	71	1
Washington State	Arizona State	TOTAL
79	46	175
Arizona	Oregon	
83	39	
Arizona State	Utah	
66	25	
Washington	Washington	
53	17	
Oregon State	Colorado	
32	15	
Colorado	Oregon State	
23	7	
Utah	Washington State	
5	6	
TOTAL	TOTAL	
1,334	702	

based on 2014-15 conference memberships

ALL-TIME NCAA CHAMPIONSHIPS BY SPORT » WOMEN'S SPORTS

BASKETBALL (4)

1982-83—USC
1983-84—USC
1989-90—Stanford
1991-92—Stanford

CROSS COUNTRY (11)

1983—Oregon
1987—Oregon
1997—Stanford
2000—Colorado
2003—Stanford
2004—Colorado
2005—Stanford
2006—Stanford
2007—Stanford
2008—Washington
2012—Oregon

GOLF (16)

1990—Arizona State
1991—UCLA
1993—Arizona State
1994—Arizona State
1995—Arizona State
1996—Arizona
1997—Arizona State
1998—Arizona State
2000—Arizona
2003—USC
2004—UCLA
2008—USC
2009—Arizona State
2011—UCLA
2013—USC
2015—Stanford

GYMNASTICS (15)

1982—Utah
1983—Utah
1984—Utah
1985—Utah
1986—Utah
1990—Utah
1992—Utah
1994—Utah
1995—Utah
1997—UCLA
2000—UCLA
2001—UCLA
2003—UCLA
2004—UCLA
2010—UCLA

ROWING (6)

1997—Washington
1998—Washington
2001—Washington
2005—California
2006—California
2009—Stanford

SOCCER (3)

2007—USC
2011—Stanford
2013—UCLA

SOFTBALL (23)

1982—UCLA
1984—UCLA
1985—UCLA
1988—UCLA
1989—UCLA

1990—UCLA
1991—Arizona
1992—UCLA
1993—Arizona
1994—Arizona
1996—Arizona
1997—Arizona
1999—UCLA
2001—Arizona
2002—California
2003—UCLA
2004—UCLA
2006—Arizona
2007—Arizona
2008—Arizona State
2009—Washington
2010—UCLA
2011—Arizona State

SWIMMING (14)

1983—Stanford
1989—Stanford
1992—Stanford
1993—Stanford
1994—Stanford
1995—Stanford
1996—Stanford
1997—USC
1998—Stanford
2008—Arizona
2009—California
2011—California
2012—California
2015—California

TENNIS (21)

1982—Stanford
1983—USC
1984—Stanford
1985—USC
1986—Stanford
1987—Stanford
1988—Stanford
1989—Stanford
1990—Stanford
1991—Stanford
1997—Stanford
1999—Stanford
2001—Stanford
2002—Stanford
2004—Stanford
2005—Stanford
2006—Stanford
2008—UCLA
2010—Stanford
2013—Stanford
2014—UCLA

INDOOR TRACK (9)

2000—UCLA
2001—UCLA
2007—Arizona State
2008—Arizona State
2010—Oregon
2011—Oregon
2012—Oregon
2013—Oregon
2014—Oregon

OUTDOOR TRACK (7)

1982—UCLA
1983—UCLA
1985—Oregon
2001—USC
2004—UCLA
2007—Arizona State
2015—Oregon

VOLLEYBALL (14)

1981—USC
1984—UCLA
1990—UCLA
1991—UCLA
1992—Stanford
1995—Stanford
1996—Stanford
1997—Stanford
2001—Stanford
2002—USC
2003—USC
2004—Stanford
2005—Washington
2011—UCLA

WATER POLO (15)

2001—UCLA
2002—Stanford
2003—UCLA
2004—USC
2005—UCLA
2006—UCLA
2007—UCLA
2008—UCLA
2009—UCLA
2010—USC
2011—Stanford
2012—Stanford
2013—USC
2014—Stanford
2015—Stanford



The Oregon women's track and field team won its first NCAA title in 30 years.



COLORADO successfully defended its NCAA men's cross country title and its fifth overall. It was the Pac-12's ninth NCAA men's cross country crown in the last 14 years.

ALL-TIME NCAA CHAMPIONSHIPS BY SPORT » MEN'S SPORTS

BASEBALL (28)

1947—California
1948—USC
1957—California
1958—USC
1961—USC
1963—USC
1965—Arizona State
1967—Arizona State
1968—USC
1969—Arizona State
1970—USC
1971—USC
1972—USC
1973—USC
1974—USC
1976—Arizona
1977—Arizona State
1978—USC
1980—Arizona
1981—Arizona State
1986—Arizona
1987—Stanford
1988—Stanford
1998—USC
2006—Oregon State
2007—Oregon State
2012—Arizona
2013—UCLA

BASKETBALL (16)

1938-39—Oregon
1941-42—Stanford
1943-44—Utah
1958-59—California
1963-64—UCLA
1964-65—UCLA
1966-67—UCLA
1967-68—UCLA
1968-69—UCLA
1969-70—UCLA
1970-71—UCLA
1971-72—UCLA
1972-73—UCLA
1974-75—UCLA
1994-95—UCLA
1996-97—Arizona

BOXING (1)

1937—Wash. State

CROSS COUNTRY (16)

1961—Oregon State
1971—Oregon
1973—Oregon
1974—Oregon
1977—Oregon
1996—Stanford
1997—Stanford

2001—Colorado
2002—Stanford
2003—Stanford
2004—Colorado
2006—Colorado
2007—Oregon
2008—Oregon
2013—Colorado
2014—Colorado

GOLF (14)

1938—Stanford
1939—Stanford
1941—Stanford
1942—Stanford
1946—Stanford
1953—Stanford
1988—UCLA
1990—Arizona State
1992—Arizona
1994—Stanford
1996—Arizona State
2004—California
2007—Stanford
2008—UCLA

GYMNASTICS (13)

1962—USC
1968—California
1975—California
1984—UCLA
1986—Arizona State
1987—UCLA
1992—Stanford
1993—Stanford
1995—Stanford
1997—California
1998—California
2009—Stanford
2011—Stanford

SKIING (29)

1959—Colorado
1960—Colorado
1972—Colorado
1973—Colorado
1974—Colorado
1975—Colorado
1976—Colorado
1977—Colorado
1978—Colorado
1979—Colorado
1981—Utah
1982—Colorado
1983—Utah
1984—Utah
1986—Utah
1987—Utah
1988—Utah

1991—Colorado
1993—Utah
1995—Colorado
1996—Utah
1997—Utah
1998—Colorado
1999—Colorado
2003—Utah
2006—Colorado
2011—Colorado
2013—Colorado
2015—Colorado

SOCCER (4)

1985—UCLA
1990—UCLA
1998—UCLA
2002—UCLA

SWIMMING (24)

1960—USC
1963—USC
1964—USC
1965—USC
1966—USC
1967—Stanford
1974—USC
1975—USC
1976—USC
1977—USC
1979—California
1980—California
1982—UCLA
1985—Stanford
1986—Stanford
1987—Stanford
1992—Stanford
1993—Stanford
1994—Stanford
1998—Stanford
2008—Arizona
2011—California
2012—California
2014—California

TENNIS (54)

1946—USC
1950—UCLA
1951—USC
1952—UCLA
1953—UCLA
1954—UCLA
1955—USC
1956—UCLA
1958—USC
1960—UCLA
1961—UCLA
1962—USC
1963—USC

1964—USC
1965—UCLA
1966—USC
1967—USC
1968—USC
1969—USC
1970—UCLA
1971—UCLA
1973—Stanford
1974—Stanford
1975—UCLA
1976—UCLA
USC

1977—Stanford
1978—Stanford
1979—UCLA
1980—Stanford
1981—Stanford
1982—UCLA
1983—Stanford
1984—UCLA
1986—Stanford
1988—Stanford
1989—Stanford
1990—Stanford
1991—USC
1992—Stanford
1993—USC
1994—USC
1995—Stanford
1996—Stanford
1997—Stanford
1998—Stanford
2000—Stanford
2002—USC
2005—UCLA
2009—USC
2010—USC
2011—USC
2012—USC
2014—USC

INDOOR TRACK (7)

1967—USC
1972—USC
1977—Wash. State
2008—Arizona State
2009—Oregon
2014—Oregon
2015—Oregon

OUTDOOR TRACK (47)

1922—California
1925—Stanford
1926—USC
1928—Stanford
1930—USC
1931—USC
1934—Stanford

1935—USC
1936—USC
1937—USC
1938—USC
1939—USC
1940—USC
1941—USC
1942—USC
1943—USC
1949—USC
1950—USC
1951—USC
1952—USC
1953—USC
1954—USC
1955—USC

1956—UCLA
1958—USC
1961—USC
1962—Oregon
1963—USC
1964—Oregon
1965—Oregon
USC
1966—UCLA
1967—USC
1968—USC
1970—Oregon
1971—UCLA
1972—UCLA
1973—UCLA
1976—USC
1977—Arizona State
1978—UCLA
1984—Oregon
1987—UCLA
1988—UCLA
2000—Stanford
2014—Oregon
2015—Oregon

VOLLEYBALL (25)

1970—UCLA
1971—UCLA
1972—UCLA
1974—UCLA
1975—UCLA
1976—UCLA
1977—USC
1979—UCLA
1980—USC
1981—UCLA
1982—UCLA
1983—UCLA
1984—UCLA
1987—UCLA
1988—USC
1989—UCLA
1990—USC

1993—UCLA
1995—UCLA
1996—UCLA
1997—Stanford
1998—UCLA
2000—UCLA
2006—UCLA
2010—Stanford

WATER POLO (40)

1969—UCLA
1971—UCLA
1972—UCLA
1973—California
1974—California
1975—California
1976—Stanford
1977—California
1978—Stanford
1980—Stanford
1981—Stanford
1983—California
1984—California
1985—Stanford
1986—Stanford
1987—California
1988—California
1990—California
1991—California
1992—California
1993—Stanford
1994—Stanford
1995—UCLA
1996—UCLA
1998—USC
1999—UCLA
2000—UCLA
2001—Stanford
2002—Stanford
2003—USC
2004—UCLA
2005—USC
2006—California
2007—California
2008—USC
2009—USC
2010—USC
2011—USC
2012—USC
2013—USC
2014—USC
2015—UCLA

WRESTLING (1)

1988—Arizona State

ALL-TIME NON-NCAA CHAMPIONSHIPS BY SPORT » MEN'S SPORTS

FOOTBALL (Polls)

1954—UCLA (UPI)
1962—USC (AP, UPI)
1967—USC (AP, UPI)
1972—USC (AP, UPI)
1974—USC (UPI)
1978—USC (UPI)
1991—Washington (UPI, USA)
2003—USC (AP)
2004—USC (BCS)

ROWING (31)

(IRA: pre-1979;
Cincinnati Regatta; 1982-)
1923—Washington
1924—Washington
1926—Washington
1928—California
1932—California
1934—California
1935—California
1936—Washington

1937—Washington
1939—California
1940—Washington
1941—Washington
1948—Washington
1949—California
1950—California
1960—California
1961—California
1964—California
1970—Washington

1976—California
1984—Washington
1997—Washington
1999—California
2000—California
2002—California
2007—Washington
2009—Washington
2011—Washington
2012—Washington
2013—Washington

2014—Washington

PAC-12 CHAMPIONSHIPS

BY SCHOOL » MEN'S TITLES

SPORT	ARIZ	ASU	CAL	COLO	ORE	OSU	STAN	UCLA	USC	UTAH	WASH	WSU
Baseball	4	10	23	0	12	13	16	9	37	0	14	22
Basketball	14	0	15	0	3	12	11	31	7	0	12	2
Cross Country	6	0	0	4	16	0	12	2	1	0	2	4
Football	1	3	14	0	11	5	14	17	38	0	15	4
Golf	3	12	2	0	3	0	9	5	20	0	6	0
Gymnastics*	0	1	13	0	4	0	2	9	1	0	3	0
Rowing	0	0	16	0	0	0	0	5	0	0	36	0
Soccer	0	0	3	0	0	0	2	8	0	0	2	0
Swimming	0	0	5	0	4	2	51	2	25	0	20	1
Tennis	0	0	6	0	0	0	23	37	34	0	41	0
Track & Field	0	1	3	0	18	1	5	18	41	0	9	5
Water Polo*	0	0	13	0	0	0	11	11	4	0	0	0
Wrestling	0	16	0	0	3	22	0	1	0	0	3	1
TOTALS	28	43	113	4	74	55	156	155	208	0	163	39

* Pac-10 Championship until 1992, when the Mountain Pacific Sports Federation was founded.

Others: Baseball (Portland State 1), Basketball (Idaho 2), Cross Country (Idaho 1), Wrestling (Boise State 6, Cal State Bakersfield 1)

^ Two titles later vacated due to NCAA penalty



The Pac-12 hosts championships in 14 sports throughout the school year, including basketball, cross country, golf, rowing, swimming & diving, and tennis for both men's and women's. The Conference also hosts championships in women's gymnastics and wrestling.

BY SCHOOL » WOMEN'S TITLES

SPORT	ARIZ	ASU	CAL	COLO	ORE	OSU	STAN	UCLA	USC	UTAH	WASH	WSU
Basketball	1	1	1	0	2	1	23	1	2	0	3	0
Cross Country	1	0	0	1	9	0	15	0	0	0	3	0
Golf	8	8	2	0	0	0	2	5	4	0	0	0
Gymnastics	0	0	0	0	0	6	5	16	0	2	0	0
Rowing	0	0	11	0	0	0	0	2	1	0	14	0
Soccer	0	0	1	0	0	0	10	11	1	0	1	0
Softball	10	2	3	0	3	1	1	9	0	0	3	0
Swimming	4	0	4	0	0	0	19	2	0	0	0	0
Tennis	0	0	2	0	0	0	24	1	4	0	9	2
Track & Field	0	3	0	0	9	0	1	15	1	0	0	0
Volleyball	1	0	1	0	0	0	16	7	4	0	4	0
TOTALS	25	14	25	1	23	8	116	69	17	2	37	2

TOTAL PAC-12 CHAMPIONSHIPS MEN'S & WOMEN'S

Stanford	272
USC	225 [^]
UCLA	224
Washington	200
California	138
Oregon	97
Oregon State	63
Arizona State	57
Arizona	53
Washington State	41 [^]
Colorado	5
Utah	2

Note: Championships includes ties. Championships also includes titles won where sports were split into Northern and Southern Division.

[^] Two titles later vacated due to NCAA penalty



OREGON STATE won its first-ever Pac-12 Championship in women's basketball.



ARIZONA won its 14th Pac-12 men's basketball title, and its fifth Pac-12 Tournament crown.

ALL-TIME PAC-12 CHAMPIONSHIPS BY SPORT » MEN'S SPORTS

BASEBALL	1958 — USC	2005 — Oregon State	1971-72 — UCLA	1992 — Oregon
1916 — California	1959 — USC	2006 — Oregon State	1972-73 — UCLA	1993 — Washington
1917 — California	1960 — California (So.)	2007 — Arizona State	1973-74 — UCLA	1994 — Washington
1918 — Oregon	USC (So.)	2008 — Arizona State	1974-75 — UCLA	1995 — Oregon
1919 — Washington	Washington State (No.)	2009 — Arizona State	1975-76 — UCLA	1996 — Stanford
1920 — California	1961 — USC (So.)	2010 — Arizona State	1976-77 — UCLA	1997 — Stanford
1921 — California	Washington State (No.)	2011 — UCLA	1977-78 — UCLA	1998 — Stanford
1922 — Washington	1962 — USC (So.)	2012 — Arizona	1978-79 — UCLA	1999 — Arizona
1923 — California (So.)	Oregon State (No.)	UCLA	1979-80 — Oregon State	2000 — Stanford
Washington (No.)	1963 — USC (So.)	2013 — Oregon State	1980-81 — Oregon State	2001 — Stanford
1924 — California	Oregon State (No.)	2014 — Oregon State	1981-82 — Oregon State	2002 — Stanford
USC	1964 — USC (So.)	2015 — UCLA	1982-83 — UCLA	2003 — Stanford
Stanford	Oregon (No.)		1983-84 — Oregon State	2004 — Stanford
1925 — Stanford (So.)	1965 — USC (So.)	BASKETBALL	Washington	2005 — Stanford
Washington (No.)	Washington State (No.)	1915-16 — Oregon State	1984-85 — USC	2006 — Oregon
1926 — California (So.)	1966 — Stanford (So.)	California	Washington	2007 — Oregon
Washington (No.)	California (So.)	1916-17 — Washington State	1985-86 — Arizona	2008 — Oregon
1927 — USC (So.)	Washington State (No.)	1918-19 — Oregon	1986-87 — UCLA	2009 — Stanford
Stanford (So.)	1967 — Stanford	1919-20 — Stanford	1987-88 — Arizona	2010 — Stanford
California (So.)	1968 — USC	1920-21 — Stanford	1988-89 — Arizona	2011 — Colorado
Washington State (No.)	1969 — UCLA	California	1989-90 — Arizona	2012 — Colorado
1928 — California (So.)	1970 — USC	1921-22 — Idaho	Oregon State	2013 — Colorado
Oregon (No.)	1971 — USC	1922-23 — Idaho	1990-91 — Arizona	2014 — Colorado
Washington State (No.)	1972 — USC	1923-24 — California	1991-92 — UCLA	
1929 — California (So.)	1973 — USC	1924-25 — California	1992-93 — Arizona	FOOTBALL
Washington (No.)	1974 — USC	1925-26 — California	1993-94 — Arizona	1916 — Washington
1930 — USC (So.)	1975 — USC	1926-27 — California	1994-95 — UCLA	1917 — Washington State
Washington (No.)	1976 — UCLA (So.)	1927-28 — USC	1995-96 — UCLA	1918 — California
1931 — Stanford (So.)	Washington State (No.)	1928-29 — California	1996-97 — UCLA	1919 — Washington
USC (So.)	1977 — USC	1929-30 — USC	1997-98 — Arizona	Oregon
Washington (No.)	1978 — USC	1930-31 — Washington	1998-99 — Stanford	1920 — California
1932 — California (So.)	1979 — UCLA	1931-32 — California	1999-00 — Arizona	1921 — California
Washington (No.)	1980 — Arizona	1932-33 — Oregon State	Stanford	1922 — California
1933 — California (So.)	California	1933-34 — Washington	2000-01 — Stanford	1923 — California
Washington State (No.)	1981 — Arizona State	1934-35 — USC	2001-02 — Arizona	1924 — Stanford
1934 — California (So.)	1982 — Arizona State	1935-36 — Stanford	2002-03 — Arizona	1925 — Washington
Oregon (No.)	1983 — Oregon State (No.)	1936-37 — Stanford	2003-04 — Stanford	1926 — Stanford
1935 — California (So.)	Stanford (So.)	1937-38 — Stanford	2004-05 — Washington	1927 — USC
USC (So.)	1984 — Arizona State (So.)	1938-39 — Oregon	2005-06 — UCLA	Stanford
Oregon (No.)	Washington State (No.)	1939-40 — USC	2006-07 — UCLA	1928 — USC
1936 — USC (So.)	Portland State (No.)	1940-41 — Washington State	2007-08 — UCLA	1929 — USC
Washington State (No.)	1985 — Stanford (So.)	1941-42 — Stanford	2008-09 — Washington	1930 — Washington State
1937 — USC (So.)	Washington State (No.)	1942-43 — Washington	2009-10 — California	1931 — USC
Oregon (No.)	1986 — UCLA (So.)	1943-44 — Washington	2010-11 — Arizona	1932 — USC
1938 — California (So.)	Oregon State (No.)	California	2011-12 — Washington	1933 — Oregon
Oregon State (No.)	1987 — Stanford (So.)	1944-45 — Oregon	2012-13 — UCLA	Stanford
Washington State (No.)	Washington State (No.)	UCLA	2013-14 — Arizona	1934 — Stanford
1939 — USC (So.)	1988 — Arizona State (So.)	1945-46 — California	2014-15 — Arizona	1935 — California
Oregon (No.)	Washington State (No.)	1946-47 — Oregon State		Stanford
1940 — California (So.)	1989 — Arizona (So.)	1947-48 — Washington	CROSS COUNTRY	UCLA
Oregon State (No.)	Washington State (No.)	1948-49 — Oregon State	1957 — Idaho	1936 — Washington
1941 — USC (So.)	1990 — Stanford (So.)	1949-50 — UCLA	1958 — USC	1937 — California
Oregon (No.)	Washington State (No.)	1950-51 — Washington	1969 — Oregon	1938 — California
1942 — USC (So.)	1991 — USC (So.)	1951-52 — UCLA	1970 — Oregon	USC
Oregon (No.)	Washington State (No.)	1952-53 — Washington	1971 — Washington State	1939 — USC
1943 — California (So.)	1992 — Arizona (So.)	1953-54 — USC	1972 — Washington State	1940 — Stanford
Oregon (No.)	Washington (No.)	1954-55 — Oregon State	1973 — Oregon	1941 — Oregon State
1944 — UCLA (So.)	1993 — Arizona State (So.)	1955-56 — UCLA	1974 — Washington State	1942 — UCLA
Washington State (No.)	Washington (No.)	1956-57 — California	1975 — Washington State	1943 — USC
1945 — California (So.)	1994 — Stanford (So.)	1957-58 — Oregon State	1976 — Oregon	1944 — USC
Oregon State (No.)	Oregon State (No.)	California	1977 — Oregon	1945 — USC
Washington State (No.)	1995 — USC (So.)	1958-59 — California	1978 — Oregon	1946 — UCLA
1946 — USC (So.)	Washington State (No.)	1959-60 — California	1979 — Oregon	1947 — USC
Oregon (No.)	1996 — USC (So.)	1960-61 — USC	1980 — UCLA	1948 — Oregon
1947 — California	Washington (No.)	1961-62 — UCLA	1981 — UCLA	California
1948 — USC	1997 — Washington	1962-63 — Stanford	1982 — Oregon	1949 — California
1949 — USC	1998 — Washington	UCLA	1983 — Arizona	1950 — California
1950 — Washington State	1999 — Stanford	1963-64 — UCLA	1984 — Arizona	1951 — Stanford
1951 — USC	2000 — Arizona State	1964-65 — UCLA	1985 — Stanford	1952 — USC
1952 — Oregon State	Stanford	1965-66 — Oregon State	1986 — Arizona	1953 — UCLA
1953 — Stanford	UCLA	1966-67 — UCLA	1987 — Arizona	1954 — UCLA
1954 — Oregon	2001 — USC	1967-68 — UCLA	1988 — Oregon	1955 — UCLA
1955 — USC	2002 — USC	1968-69 — UCLA	1989 — Oregon	1956 — Oregon State
1956 — Washington State	2003 — Stanford	1969-70 — UCLA	1990 — Oregon	1957 — Oregon State
1957 — California	2004 — Stanford	1970-71 — UCLA	1991 — Arizona	Oregon

ALL-TIME PAC-12 CHAMPIONSHIPS BY SPORT » MEN'S SPORTS

1958 — California	GOLF	1972 — California	2012 — Washington	1961 — USC
1959 — Washington	1958 — USC	1973 — California	2013 — Washington	1962 — USC
USC	1959 — Oregon	1974 — California	2014 — Washington	1963 — USC
UCLA	1960 — Stanford	1975 — California	2015 — Washington	1964 — USC
1960 — Washington	1961 — Washington	1976 — California		1965 — USC
1961 — UCLA	1962 — USC	1977 — Oregon	SOCCER	1966 — USC
1962 — USC	1963 — Washington	1978 — Oregon	2000 — Washington	1967 — USC
1963 — Washington	1964 — USC	1979 — Oregon	2001 — Stanford	1968 — USC
1964 — Oregon State	1965 — USC	1980 — Oregon	2002 — UCLA	1969 — USC
USC	1966 — USC	1981 — UCLA	2003 — UCLA	1970 — UCLA
1965 — UCLA	1967 — USC	1982 — UCLA	2004 — UCLA	1971 — UCLA
1966 — USC	1968 — Stanford	1983 — UCLA	2005 — UCLA	1972 — USC
1967 — USC	1969 — USC	1984 — UCLA	2006 — California	1973 — USC
1968 — USC	1970 — Stanford	1985 — Arizona State	2007 — California	1974 — USC
1969 — USC	1971 — USC	1986 — UCLA	2008 — UCLA	1975 — USC
1970 — Stanford	1972 — USC	1987 — California	2009 — UCLA	1976 — USC (So.)
1971 — Stanford	1973 — USC	1988 — UCLA	2010 — California	Washington (No.)
1972 — USC	1974 — Stanford	1989 — UCLA	2011 — UCLA	1977 — USC (So.)
1973 — USC	1975 — USC	1990 — Stanford	2012 — UCLA	Washington (No.)
1974 — USC	1976 — USC (So.)	1991 — UCLA	2013 — Washington	1978 — USC (So.)
1975 — UCLA	Oregon (No.)	1992 — Stanford	2014 — Stanford	Washington (No.)
California	1977 — Stanford (So.)			1979 — USC
1976 — USC	Oregon (No.)	ROWING	SWIMMING	1980 — California
1977 — Washington	1978 — USC	1960 — California	1928 — USC	1981 — California
1978 — USC	1979 — Arizona State	1961 — Washington	1929 — Stanford	1982 — Stanford
1979 — USC	1980 — USC	1962 — Washington	1930 — Stanford	1983 — Stanford
1980 — Washington	1981 — Arizona State	1963 — Washington	1931 — Stanford	1984 — Stanford
1981 — Washington	1982 — UCLA	1964 — California	1932 — Stanford	1985 — Stanford
1982 — UCLA	1983 — UCLA	1965 — Washington	1933 — Stanford	1986 — Stanford
1983 — UCLA	1984 — USC	1966 — Washington	1934 — Washington	1987 — Stanford
1984 — USC	1985 — UCLA	1967 — UCLA	1935 — USC (So.)	1988 — Stanford
1985 — UCLA	1986 — USC	1968 — Washington	Oregon (No.)	1989 — Stanford
1986 — Arizona State	1987 — Arizona	1969 — Washington	1936 — USC (So.)	1990 — Stanford
1987 — USC	1988 — Washington	1970 — UCLA	Oregon (No.)	1991 — Stanford
UCLA	1989 — Arizona State	1971 — Washington	1937 — Stanford (So.)	1992 — Stanford
1988 — USC	1990 — Arizona State	1972 — Washington	Oregon (No.)	1993 — Stanford
1989 — USC	1991 — Arizona	1973 — Washington	1938 — Stanford (So.)	1994 — Stanford
1990 — Washington	1992 — Stanford	1974 — Washington	Oregon State (No.)	1995 — Stanford
1991 — Washington	1993 — Arizona State	1975 — Washington	1939 — USC (So.)	1996 — Stanford
1992 — Washington	1994 — Stanford	1976 — Washington	Washington (No.)	1997 — Stanford
Stanford	1995 — Arizona State	1977 — Washington	1940 — USC (So.)	1998 — Stanford
1993 — UCLA	1996 — Arizona State	1978 — Washington	Washington (No.)	1999 — Stanford
Arizona	1997 — Arizona State	1979 — California	1941 — California (So.)	2000 — Stanford
USC	1998 — Arizona State	1980 — Washington	Washington (No.)	2001 — Stanford
1994 — Oregon	1999 — Arizona State	1981 — Washington	1942 — USC (So.)	2002 — Stanford
1995 — USC	2000 — Arizona State	1982 — California	Oregon (No.)	2003 — Stanford
Washington	2001 — USC	1983 — Washington	1943 — Washington	2004 — Stanford
1996 — Arizona State	2002 — USC	1984 — Washington	1946 — Stanford (So.)	2005 — Stanford
1997 — Washington State	2003 — UCLA	1985 — Washington	Washington (No.)	2006 — Stanford
UCLA	2004 — Arizona	1986 — California	1947 — Stanford (So.)	2007 — Stanford
1998 — UCLA	2005 — Washington	1987 — UCLA	Washington (No.)	2008 — Stanford
1999 — Stanford	2006 — UCLA	1988 — UCLA	1948 — Stanford (So.)	2009 — Stanford
2000 — Oregon	2007 — USC	1989 — UCLA	Washington (No.)	2010 — Stanford
Oregon State	2008 — Arizona State	1990 — Washington	1949 — USC (So.)	2011 — Stanford
Washington	2009 — Washington	1991 — Washington	Washington (No.)	2012 — Stanford
2001 — Oregon	2010 — Washington	1992 — Washington	1950 — Stanford (So.)	2013 — California
2002 — USC	2011 — USC	1993 — Washington	Washington State (No.)	2014 — California
Washington State	2012 — California	1994 — California	1951 — Stanford (So.)	2015 — USC
2003 — USC	2013 — California	1995 — Washington	Washington (No.)	
2004 — USC^	2014 — Stanford	1996 — Washington	1952 — Stanford (So.)	TENNIS
2005 — USC^	2015 — Stanford	1997 — Washington	Washington (No.)	1928 — Stanford
2006 — USC		1998 — California	1953 — Stanford (So.)	1929 — Stanford
California	GYMNASTICS	1999 — California	Washington (No.)	1930 — California
2007 — USC	1961 — California	2000 — California	1954 — Stanford (So.)	1931 — Stanford
Arizona State	1962 — California	2001 — California	Washington (No.)	1932 — UCLA
2008 — USC	USC	2002 — California	1955 — Stanford (So.)	1933 — California
2009 — Oregon	1963 — Washington	2003 — California	Washington (No.)	Stanford
2010 — Oregon	1964 — Washington	2004 — Washington	1956 — Stanford (So.)	1934 — USC
2011 — Oregon	1965 — Washington	2005 — California	Washington (No.)	1935 — Stanford
2012 — Stanford	1966 — California	2006 — California	1957 — Stanford (So.)	1936 — USC
2013 — Stanford	1967 — UCLA	2007 — Washington	Oregon State (No.)	1937 — California
2014 — Oregon	1968 — California	2008 — Washington	1958 — Stanford (So.)	1938 — USC (So.)
	1969 — California	2009 — California	Washington (No.)	Washington (No.)
	1970 — California	2010 — Washington	1959 — Stanford (So.)	1939 — California (So.)
	1971 — California	2011 — Washington	Washington (No.)	Washington (No.)

ALL-TIME PAC-12 CHAMPIONSHIPS BY SPORT » MEN'S SPORTS

1940 — USC (So.) Washington (No.)	1984 — USC (So.) Washington (No.)	1937 — USC	2012 — Oregon	1990 — Arizona State
1941 — USC (So.) Washington (No.)	1985 — UCLA (So.) Washington (No.)	1938 — USC	2013 — Oregon	1991 — Arizona State
1942 — Stanford (So.) Washington (No.)	1986 — UCLA (So.) Washington (No.)	1939 — USC	2014 — Oregon	1992 — Oregon State
1943 — USC (So.) Washington (No.)	1987 — USC (So.) Washington (No.)	1940 — USC	2015 — Oregon	1993 — Arizona State
1944 — USC	1988 — USC (So.) Washington (No.)	1941 — USC	WATER POLO	
1945 — UCLA	1989 — UCLA (So.) Washington (No.)	1942 — USC	1960 — California	1994 — Oregon State
1946 — USC (So.) Washington (No.)	1990 — UCLA (So.) Washington (No.)	1943 — Washington	1961 — California	1995 — Arizona State
1947 — UCLA (So.) USC (So.) Washington (No.)	1991 — USC (So.) Washington (No.)	1944 — USC	1962 — USC	1996 — Cal State Bakersfield
1948 — UCLA (So.) USC (So.) Washington (No.)	1992 — USC (So.) Washington (No.)	1945 — USC	1963 — USC	1997 — Arizona State
1949 — UCLA (So.) USC (So.) Washington (No.)	1993 — USC (So.) Washington (No.)	1946 — Oregon State	1964 — USC	1998 — Arizona State
1950 — USC (So.) Washington (No.)	1994 — UCLA (So.) Washington (No.)	1947 — Washington	UCLA	1999 — Boise State
1951 — UCLA (So.) Washington (No.)	1995 — Stanford (So.) Washington (No.)	1948 — USC	Stanford	2000 — Boise State
1952 — California (So.) UCLA (So.) Washington (No.)	1996 — UCLA (So.) Washington (No.)	1949 — USC	1965 — UCLA	2001 — Arizona State
1953 — California (So.) Washington (No.)	1997 — Stanford (So.) Washington (No.)	1950 — USC	1966 — UCLA	2002 — Boise State
1954 — UCLA (So.) Washington (No.)	1998 — Stanford	1951 — USC	1967 — UCLA	2003 — Arizona State
1955 — USC (So.) Washington (No.)	1999 — Stanford	1952 — USC	1968 — UCLA	2004 — Boise State
1956 — UCLA (So.) Washington (No.)	UCLA	1953 — USC	1969 — UCLA	2005 — Arizona State
1957 — UCLA (So.) USC (So.) Washington (No.)	2000 — Stanford	1954 — USC	1970 — UCLA	2006 — Arizona State
1958 — UCLA	2001 — Stanford	1955 — USC	1971 — UCLA	2007 — Oregon State
1959 — UCLA	2002 — UCLA	1956 — UCLA	1972 — UCLA	2008 — Boise State
1960 — UCLA	2003 — Stanford	1957 — USC	1973 — California	2009 — Boise State
1961 — UCLA	2004 — UCLA	1958 — USC	1974 — UCLA	2010 — Oregon State
1962 — USC	USC	1959 — USC	1975 — California	2011 — Boise State
1963 — USC	2005 — UCLA	1960 — USC	UCLA	2012 — Oregon State
1964 — USC	Washington	1961 — USC	Stanford	2013 — Oregon State
1965 — UCLA	2006 — Stanford	1962 — USC	Stanford	2014 — Oregon State
1966 — USC	UCLA	1963 — USC	1976 — Stanford	2015 — Oregon State
1967 — USC	2007 — UCLA	1964 — USC	1977 — Stanford	
1968 — USC	2008 — USC	1965 — Oregon	1978 — Stanford	
1969 — UCLA	2009 — UCLA	1966 — UCLA	1979 — California	
1970 — UCLA	2010 — Stanford	1967 — Oregon	1980 — Stanford	
1971 — UCLA	USC	1968 — USC	California	
1972 — Stanford	2011 — USC	1969 — UCLA	1981 — Stanford	
1973 — UCLA	2012 — USC	1970 — UCLA	1982 — Stanford	
1974 — Stanford	2013 — UCLA	1971 — UCLA	1983 — California	
1975 — UCLA	2014 — USC	1972 — USC	1984 — Stanford	
1976 — UCLA (So.) Washington (No.)	2015 — Stanford/USC	1973 — UCLA	1985 — Stanford	
1977 — UCLA (So.) Washington (No.)	TRACK & FIELD	1974 — USC	1986 — Stanford	
1978 — Stanford (So.) Washington (No.)	1919 — California	1975 — USC	1987 — California	
1979 — Stanford (So.) Washington (No.)	1920 — California	1976 — USC	1988 — California	
1980 — Stanford (So.) USC (So.) Washington (No.)	1921 — Washington	1977 — USC	1989 — California	
1981 — UCLA (So.) Washington (No.)	1922 — Washington	1978 — USC	1990 — California	
1982 — UCLA (So.) Washington (No.)	1923 — California	1979 — Oregon	1991 — California	
1983 — Stanford (So.) Washington (No.)	1924 — Oregon	1980 — UCLA	1992 — California	
	1925 — Stanford	1981 — Arizona State		
	1926 — Stanford	1982 — UCLA		
	1927 — Stanford	1983 — Washington State		
	1928 — Washington	1984 — Washington State		
	1929 — USC	1985 — Washington State		
	1930 — USC (So.) Washington (No.)	1986 — Oregon		
	Washington (No.)	1987 — UCLA		
	1931 — USC (So.) Washington (No.)	1988 — UCLA		
	Washington (No.)	1989 — UCLA		
	1932 — USC (So.) Washington (No.)	1990 — Oregon		
	Washington (No.)	1991 — Washington State		
	1933 — Washington State	1992 — UCLA		
	1934 — Oregon	1993 — UCLA		
	1935 — USC (So.) Washington (No.)	1994 — UCLA		
	Washington (No.)	1995 — UCLA		
	1936 — USC	1996 — UCLA		
		1997 — USC		
		1998 — UCLA		
		1999 — USC		
		2000 — USC		
		2001 — Stanford		
		2002 — Stanford		
		2003 — Oregon		
		2004 — UCLA		
		2005 — USC		
		2006 — USC		
		2007 — Oregon		
		2008 — Oregon		
		2009 — Oregon		
		2010 — Oregon		
		2011 — Oregon		
			WRESTLING	
			1963 — Washington State	
			1964 — UCLA	
			1965 — Oregon State	
			1966 — Oregon State	
			1967 — Oregon State	
			1968 — Oregon State	
			1969 — Oregon State	
			1970 — Oregon State	
			1971 — Washington	
			1972 — Washington	
			Oregon State	
			1973 — Oregon State	
			1974 — Washington	
			1975 — Oregon	
			1976 — Oregon State	
			1977 — Oregon State	
			1978 — Oregon State	
			1979 — Oregon State	
			1980 — Arizona State	
			1981 — Oregon	
			1982 — Oregon	
			1983 — Oregon State	
			1984 — Oregon State	
			1985 — Arizona State	
			1986 — Arizona State	
			1987 — Arizona State	
			1988 — Arizona State	
			1989 — Arizona State	

ALL-TIME PAC-12 CHAMPIONSHIPS BY SPORT » WOMEN'S SPORTS

BASKETBALL

1986-87 — USC
 1987-88 — Washington
 1988-89 — Stanford
 1989-90 — Stanford
 Washington
 1990-91 — Stanford
 1991-92 — Stanford
 1992-93 — Stanford
 1993-94 — USC
 1994-95 — Stanford
 1995-96 — Stanford
 1996-97 — Stanford
 1997-98 — Stanford
 1998-99 — UCLA
 Oregon
 1999-00 — Oregon
 2000-01 — Arizona State
 Stanford
 Washington
 2001-02 — Stanford
 2002-03 — Stanford
 2003-04 — Arizona
 Stanford
 2004-05 — Stanford
 2005-06 — Stanford
 2006-07 — Stanford
 2007-08 — Stanford
 2008-09 — Stanford
 2009-10 — Stanford
 2010-11 — Stanford
 2011-12 — Stanford
 2012-13 — California
 Stanford
 2013-14 — Stanford
 2014-15 — Oregon State

CROSS COUNTRY

1986 — Oregon
 1987 — Oregon
 1988 — Oregon
 1989 — Washington
 1990 — Oregon
 1991 — Oregon
 1992 — Oregon
 1993 — Stanford
 1994 — Stanford
 1995 — Oregon
 1996 — Stanford
 1997 — Stanford
 1998 — Stanford
 1999 — Stanford
 2000 — Stanford
 2001 — Stanford
 2002 — Stanford
 2003 — Stanford
 2004 — Stanford
 2005 — Stanford
 2006 — Stanford
 2007 — Stanford
 2008 — Washington
 2009 — Washington
 2010 — Stanford
 2011 — Colorado
 2012 — Oregon
 2013 — Arizona
 2014 — Oregon

GOLF

1987 — Arizona State
 1988 — Arizona State
 1989 — USC
 1990 — UCLA
 1991 — UCLA
 1992 — Arizona
 1993 — Arizona State
 1994 — Arizona State
 1995 — Arizona State
 1996 — Arizona State
 1997 — Arizona
 1998 — Arizona
 1999 — Stanford
 2000 — Arizona
 2001 — Arizona
 2002 — Arizona
 2003 — California
 2004 — UCLA
 2005 — UCLA
 2006 — UCLA
 2007 — Arizona State
 2008 — USC
 2009 — Arizona State
 2010 — Arizona
 2011 — USC
 2012 — California
 2013 — USC
 2014 — Stanford
 2015 — Arizona

GYMNASTICS

1987 — UCLA
 1988 — UCLA
 1989 — UCLA
 1990 — UCLA
 1991 — Oregon State
 1992 — Oregon State
 1993 — UCLA
 1994 — Oregon State
 1995 — UCLA
 1996 — Oregon State
 1997 — UCLA
 1998 — Stanford
 1999 — UCLA
 2000 — UCLA
 2001 — Stanford
 2002 — UCLA
 2003 — UCLA
 2004 — Stanford
 2005 — UCLA
 2006 — Stanford
 2007 — UCLA
 2008 — Stanford
 2009 — UCLA
 2010 — UCLA
 2011 — Oregon State
 2012 — UCLA
 2013 — Oregon State
 2014 — Utah
 2015 — Utah

ROWING

1987 — Washington
 1988 — Washington
 1989 — Washington
 1990 — UCLA
 1991 — UCLA
 1992 — Washington
 1993 — Washington
 1994 — California
 1995 — Washington
 1996 — Washington
 1997 — Washington
 1998 — Washington

1999 — Washington
 2000 — Washington
 2001 — Washington
 2002 — Washington
 2003 — Washington
 2004 — California
 2005 — California
 2006 — California
 2007 — USC
 2008 — California
 2009 — California
 2010 — California
 2011 — California
 2012 — California
 2013 — California
 2014 — Stanford
 2015 — California

SOCCER

1993 — Stanford
 1994 — None
 1995 — Stanford
 1996 — Stanford
 1997 — UCLA
 1998 — UCLA
 USC
 California
 1999 — Stanford
 2000 — Washington
 2001 — UCLA
 2002 — Stanford
 2003 — UCLA
 2004 — UCLA
 2005 — UCLA
 2006 — UCLA
 2007 — UCLA
 2008 — UCLA
 2009 — Stanford
 2010 — Stanford
 2011 — Stanford
 2012 — Stanford
 2013 — UCLA
 2014 — UCLA

SOFTBALL

1987 — California
 1988 — UCLA
 1989 — UCLA
 1990 — UCLA
 1991 — UCLA
 1992 — Arizona
 1993 — UCLA
 1994 — Arizona
 1995 — Arizona
 1996 — Washington
 1997 — Arizona
 1998 — Arizona
 1999 — UCLA
 2000 — Washington
 2001 — Arizona
 2002 — UCLA
 2003 — Arizona
 2004 — Arizona
 2005 — Arizona
 California
 Oregon State
 Stanford
 2006 — UCLA
 2007 — Arizona
 2008 — Arizona State
 2009 — UCLA
 2010 — Washington
 2011 — Arizona State
 2012 — California
 2013 — Oregon

2014 — Oregon
 2015 — Oregon

SWIMMING

1987 — Stanford
 1988 — Stanford
 1989 — Stanford
 1990 — Stanford
 1991 — Stanford
 1992 — Stanford
 1993 — Stanford
 1994 — Stanford
 1995 — Stanford
 1996 — Stanford
 1997 — Stanford
 1998 — Stanford
 1999 — Stanford
 2000 — Arizona
 2001 — UCLA
 2002 — Stanford
 2003 — UCLA
 2004 — Stanford
 2005 — Stanford
 2006 — Arizona
 2007 — Arizona
 2008 — Arizona
 2009 — California
 2010 — Stanford
 2011 — Stanford
 2012 — California
 2013 — Stanford
 2014 — Stanford
 2015 — California

TENNIS

1987 — California (So.)
 Washington (No.)
 1988 — Stanford (So.)
 Washington (No.)
 1989 — Stanford (So.)
 Washington (No.)
 1990 — Stanford (So.)
 Washington (No.)
 1991 — Stanford (So.)
 Washington (No.)
 1992 — Stanford (So.)
 Washington (No.)
 1993 — Stanford (So.)
 Washington (No.)
 1994 — Stanford (So.)
 Washington (No.)
 1995 — Stanford (So.)
 Washington State (No.)
 1996 — Stanford (So.)
 Washington State (No.)
 1997 — Stanford (So.)
 Washington (No.)
 1998 — Stanford
 1999 — Stanford
 2000 — Stanford
 2001 — Stanford
 2002 — Stanford
 2003 — Stanford
 2004 — Stanford
 2005 — Stanford
 2006 — Stanford
 2007 — Stanford
 2008 — Stanford
 UCLA
 2009 — USC
 2010 — Stanford
 2011 — Stanford
 2012 — Stanford
 2013 — USC

2014 — California
 2015 — USC

TRACK & FIELD

1987 — UCLA
 1988 — UCLA
 1989 — UCLA
 1990 — UCLA
 1991 — Oregon
 1992 — Oregon
 1993 — UCLA
 1994 — UCLA
 1995 — UCLA
 1996 — USC
 1997 — UCLA
 1998 — UCLA
 1999 — UCLA
 2000 — UCLA
 2001 — UCLA
 2002 — UCLA
 2003 — UCLA
 2004 — UCLA
 2005 — Stanford
 2006 — Arizona State
 2007 — Arizona State
 2008 — Arizona State
 2009 — Oregon
 2010 — Oregon
 2011 — Oregon
 2012 — Oregon
 2013 — Oregon
 2014 — Oregon
 2015 — Oregon

VOLLEYBALL

1986 — UCLA
 1987 — Stanford
 1988 — UCLA
 1989 — UCLA
 1990 — UCLA
 1991 — Stanford
 1992 — UCLA
 1993 — UCLA
 1994 — Stanford
 1995 — Stanford
 1996 — Stanford
 1997 — Stanford
 1998 — Stanford
 1999 — Stanford
 UCLA
 2000 — Arizona
 USC
 2001 — Stanford
 2002 — USC
 2003 — USC
 2004 — Washington
 2005 — Washington
 2006 — Stanford
 2007 — Stanford
 2008 — Stanford
 2009 — Stanford
 2010 — California
 Stanford
 2011 — USC
 2012 — Stanford
 2013 — Washington
 2014 — Stanford

PAC-12 PRESS ROW NUMBERS

Arizona	520-621-5291
Arizona State	480-965-7274
California	510-642-3098
Colorado	303-492-1552 or 4380
Oregon	541-346-4496 or 4497
Oregon State	541-737-3020
Stanford	650-723-4418
UCLA	310-825-1899
USC	213-740-3900
Utah	801-581-3510
Washington	206-543-2230 or 2231
Washington State	509-335-2684

PAC-12 SPORTS INFORMATION OFFICES

Arizona	520-621-4163
Arizona State	480-965-6592
California	510-642-5363
Colorado	303-492-5626
Oregon	541-346-5488
Oregon State	541-737-3720
Stanford	650-723-4418
UCLA	310-206-6831
USC	213-740-8480
Utah	801-581-3510
Washington	206-543-2230
Washington State	509-335-2684

» PAC-12 COMMUNICATIONS

Welcome to the 2015-16 men's college basketball season. This media guide was intended to assist in the media's coverage of Pac-12 men's basketball. Those needing additional information should contact VP, Communications Dave Hirsch (dhirsch@pac-12.org) or Communications Fellow Sean Collins (scollins@pac-12.org) the Pac-12 Office at (415) 580-4200.

» INTERNET SERVICES

The official Pac-12 Conference website can be accessed by visiting www.pac-12.com. Statistical information, standings and news releases for all men's and women's sports are updated frequently. News releases for each sport are provided in PDF format and viewable HTML pages. Media guides, archived press releases and record books, as well as selected video can also be found on the Official Pac-12 website.

The Pac-12 can also be found on social networking sites Facebook and Twitter for instant updates. To "like" the Pac-12, visit www.facebook.com/Pac-12Conference. To follow the Pac-12, visit www.twitter.com/Pac12. A personal account is necessary to receive automatic updates on both sites. Both pages are public can be viewed without personal accounts.

» EMAIL LIST-SERVE

Media members may request to receive Pac-12 News, Press Releases and Weekly Releases via email. Media should send an email to scollins@pac-12.org with the subject "Media News" requesting to be added to the media distribution list.

» WEEKLY RELEASES

Pac-12 Weekly Releases will be available at the Conference's official website at www.pac-12.com every Monday afternoon starting Nov. 11 and continuing through to the end of the season. Weekly releases include the Pac-12 Players of the Week, updated Conference statistics, the latest polls and conference and team notes. Updated stats will be available on www.pac-12.com following each night of competition.

» PLAYERS OF THE WEEK

A Pac-12 Player of the Week is selected throughout the regular season from nominations submitted by each school's media relations office. Player of the Week winners are selected by a vote of media who cover Pac-12 men's basketball on a regular basis. Winners of the weekly honor are announced on Monday mornings via news release and also posted on the Pac-12 website, on the Pac-12 Facebook fan page and via the Pac-12 Twitter feed.

» PAC-12 CHAMPION

All 12 Pac-12 institutions participate in the Pac-12 Tournament at the MGM Grand Garden Arena in Las Vegas with the winner receiving the Conference's automatic bid to the 2016 NCAA Division I Men's Basketball Championship. The team that finishes the season atop the Pac-12 standings, based on a 18-game league schedule, is crowned the Conference Champion. The bracket of the Pac-12 men's tournament will be seeded according to the final standings with the regular-season champion earning the top seed.

» PAC-12 AWARDS & HONORS

The Pac-12 names a 10-player All-Pac-12 first team, a five-player All-Pac-12 second team, a five-player All-Freshman team, a five-player All-Defensive team, Player of the Year, Freshman of the Year, Defensive Player of the Year, Most Improved Player of the Year and Coach of the Year. The award winners are nominated and voted upon by the Pac-12 head coaches. The honorees will be announced during the week of the Conference Tournament. Academic All-Pac-12 teams and the Scholar-Athlete of the Year are also named for men's basketball.

» TELECONFERENCES

The Pac-12 Conference Communications Staff will conduct a men's basketball coaches' teleconferences prior to the start of Pac-12 Conference play on Tuesday, December 29, 2015 and tentatively Tuesday, February 9, 2016. Each head coach will be available for eight minutes on the call. Contact the Pac-12 Communications Office for the teleconference number and schedule.

» PAC-12 TOURNAMENT MEDIA INFORMATION

The 2016 Pac-12 Men's Basketball Tournament will be played March 9-12, 2016 at the MGM Grand Garden Arena in Las Vegas. Media credential applications for the Pac-12 Tournament will be made available online in February 2016. Credentials will not be mailed out in advance. For further information concerning media coverage of the 2016 Pac-12 Tournament, please contact the Pac-12 Communications Office. A credential application website will provide complete details on covering the event.

PAC-12 COMMUNICATIONS

360 3rd Street, 3rd Floor
 San Francisco, CA 94107
 Office: (415) 580-4200 // Fax: (415) 549-2829
www.pac-12.com

Danette Leighton, Chief Marketing Officer
dleighton@pac-12.org

Erik Hardenberg, Vice President, Public Affairs
ehardenberg@pac-12.org

Dave Hirsch, Vice President, Communications (men's basketball contact)
dhirsch@pac-12.org

Natalia Ciccone, Assistant Commissioner, Comm.
nciccone@pac-12.org

Sean Collins, Communications Fellow (men's basketball contact)
scollins@pac-12.org

Jocelyn Perry, Communications Fellow
jperry@pac-12.org

Wendy Heredia, Administrative Assistant
wheredia@pac-12.org

12 TEAMS. 11 GAMES. 4 DAYS.
1 CHAMPION.
1 LAST CHANCE AT THE DANCE.



PAC-12 MEN'S BASKETBALL TOURNAMENT
MGM GRAND GARDEN ARENA
LAS VEGAS
MARCH 9-12, 2016



BASKETBALL
TOURNAMENT

LAS VEGAS

presented by



GET TIX AT PAC-12.COM