

@pac12  
#pac12hoops

2014-15



2014-15 PAC-12 MEN'S BASKETBALL MEDIA GUIDE



SPORTS  REPORT

SPORTS  REPORT

SPORTS

GET IN-DEPTH COVERAGE OF  
PAC-12 MEN'S AND WOMEN'S BASKETBALL  
EXCLUSIVELY ON PAC-12 NETWORKS



NETWORKS

WHERE CHAMPIONS PLAY

[GetPac-12Networks.com](http://GetPac-12Networks.com)

Tune in Mondays, all season long, to Pac-12 Sports Report for an all-access look at the week's top stories across the Conference of Champions.



**LARRY SCOTT**  
PAC-12 COMMISSIONER

## WELCOME!

I want to welcome you to the Pac-12, a Conference steeped in tradition and focused on defining the future. Our vision is rooted in the West Coast, where a pioneering spirit and innovation have helped create some of the most significant advancements and leaders the world has ever known.

The Pac-12 is setting the standard in collegiate athletics. We have great pride and respect for our rich history of academic excellence and superior athletic achievement. It has literally defined us as the “Conference of Champions” with 469 NCAA titles at the end of 2014 academic year, by far the most of any conference in the country. We will continue to uphold the traditions and embrace that broad-based commitment to success as we enter a new era in college athletics.

With a firm commitment to creating the best possible environment in which our student-athletes can excel on the field and in the classroom, we have taken a leadership position on matters relating to health and welfare, and we continue to explore ways to address the evolving needs of our student-athletes. We provide our athletic programs unprecedented coverage on Pac-12 Networks, the first-ever integrated media company owned by a college conference. In addition, the Conference is building best-in-class events for student-athletes and fans, and proactively promoting the Conference and member institutions through innovative student-athlete exchanges and sport.

The institutions of the Pac-12 are centers of excellence that are fueled by an imperishable pursuit of research and discovery. The students and leaders who have helped shape the Conference for nearly a century continue to impact the world and inspire the next generation to even greater heights. Together with our universities, we have established a bold vision that will encourage more collaboration and allow athletics to better serve as a bridge to the overall university mission.

We are very excited about what the future holds for the Pac-12 and are very much looking forward to another dynamic season of high-caliber competition.

Sincerely,

A handwritten signature in yellow ink, which appears to read "Larry Scott". The signature is fluid and stylized.

Commissioner Larry Scott



## ARIZONA

McKale Center  
1 National Championship Drive  
Tucson, AZ 85721  
www.arizonawildcats.com  
Head Coach: Sean Miller ..... Office: (520) 621-4813  
Basketball SID: Cory Walton ..... email: corywalton@email.arizona.edu  
Office/Cell: .....(520) 621-0916/(765) 337-2063  
Press Row: ..... (520) 621-4334

Twitter: @APlayersProgram

## ARIZONA STATE

Carson Student-Athlete Center  
500 East Veteran's Way  
Tempe, AZ 85287  
www.thesundevils.com  
Head Coach: Herb Sendek ..... Office: (480) 965-3261  
Basketball SID: Doug Tammaro ..... email: tammaro@asu.edu  
Office/Cell: .....(480) 965-5799/(480) 734-7795  
Press Row: ..... (480) 965-7274/4778

Twitter: @SunDevilHoops

## CALIFORNIA

349 Haas Pavilion  
Berkeley, CA 94720  
www.calbears.com  
Head Coach: Cuonzo Martin ..... Office: (510) 642-0361  
Basketball SID: Doug Drabik ..... email: ddrabik@berkeley.edu  
Office/Cell: .....(510) 642-3611/(510) 517-9059  
Press Row: .....(510) 642-3098/(303) 492-1552/4381

Twitter: @CalMensBBall

## COLORADO

357 UCB  
Boulder, CO 80309  
www.cubuffs.com  
Head Coach: Tad Boyle ..... Office: (303) 492-6877  
Basketball SID: Andrew Green ..... email: andrew.green@colorado.edu  
Office/Cell: .....(303) 492-3812/(720) 470-9780  
Press Row: ..... (303) 492-1552

Twitter: @CUBuffsMBB

## OREGON

2727 Leo Harris Parkway  
Eugene, OR 97401  
www.goducks.com  
Head Coach: Dana Altman ..... Office: (541) 346-4346  
Basketball SID: Greg Walker ..... email: gswalker@uoregon.edu  
Office/Cell: .....(541) 346-5488/(541) 954-8775  
Press Row: ..... (541) 346-4497

Twitter: @OregonMBB

## OREGON STATE

209 Gill Coliseum  
Corvallis, OR 97331  
www.osubeavers.com  
Head Coach: Wayne Tinkle ..... Office: (541) 737-2076  
Basketball SID: Shawn Schoeffler ..... email: shawn.schoeffler@oregonstate.edu  
Office/Cell: .....(541) 737-8898/(541) 231-1430  
Press Row: ..... (541) 737-3020

Twitter: @oregonstatembb

## STANFORD

Arrillaga Family Sports Center  
Stanford, CA 94305  
www.gostanford.com  
Head Coach: Johnny Dawkins ..... Office: (650) 723-0562  
Basketball SID: Brian Rizzo ..... email: brisso@stanford.edu  
Office/Cell: .....(650) 723-4418/(650) 200-9513  
Press Row: ..... (650) 200-9513 or 498-0368

Twitter: @stanfordbbal

## UCLA

Morgan Center  
325 Westwood Plaza  
Los Angeles, CA 90024  
www.uclabruins.com  
Head Coach: Steve Alford ..... Office: (310) 825-8699  
Basketball SID: Alex Timiraos ..... email: atimiraos@athletics.ucla.edu  
Office/Cell: .....(310) 206-0524/(310) 847-9231  
Press Row: ..... (310) 825-1899

Twitter: @UCLAMBB

## USC

Heritage Hall 103  
Los Angeles, CA 90089-0602  
www.usctrojans.com  
Head Coach: Andy Enfield ..... Office: (213) 740-3815  
Basketball SID: David Tuttle ..... email: davidtut@usc.edu  
Office/Cell: .....(213) 740-8480/(213) 725-3102  
Press Row: ..... (213) 740-3900

Twitter: @usc\_hoops

## UTAH

1825 E. South Campus Drive  
Salt Lake City, UT 84112  
www.utahutes.com  
Head Coach: Larry Krystkowiak ..... Office: (801) 581-5451  
Basketball SID: Drew Wiseman ..... email: dwiseman@huntsman.utah.edu  
Office/Cell: .....(801) 581-8997/(801) 580-4502  
Press Row: ..... (801) 581-6657

Twitter: @Runnin\_Utes

## WASHINGTON

202 Graves Building  
Seattle, WA 98195  
www.gohuskies.com  
Head Coach: Lorenzo Romar ..... Office: (206) 685-9104  
Basketball SID: Ashley Walker ..... email: awalker1@uw.edu  
Office/Cell: .....(206) 543-2230/(206) 240-3899  
Press Row: ..... (206) 543-2230

Twitter: @UW\_MBB

## WASHINGTON STATE

Bohler Athletic Complex, Room 195  
Pullman, WA 99164-1610  
www.wsucougars.com  
Head Coach: Ernie Kent ..... Office: (509) 335-0240  
Basketball SID: Jessica Holmes ..... email: jessica\_schmick@wsu.edu  
Office/Cell: .....(509) 335-2684/(509) 781-0550  
Press Row: ..... (509) 335-0270

Twitter: @WSUMensHoops

## PAC-12 CONFERENCE

360 3rd Street, 3rd Floor, San Francisco, CA 94107  
Phone/Fax: ..... (415) 580-4200/(415) 549-2829  
Website: ..... www.pac-12.com

### Communications Department

Danette Leighton, Chief Marketing Officer ..... dleighton@pac-12.org  
Dave Hirsch, Vice President, Communications (men's basketball contact) ..... dhirsch@pac-12.org/Cell: (415) 370-7112  
Erik Hardenbergh, Vice President, Public Affairs ..... ehardenbergh@pac-12.org  
Natalia Ciccone, Assistant Commissioner, Communications ..... nciccone@pac-12.org  
Kyra Geithman, Communications Fellow (men's basketball contact) ..... kgeithman@pac-12.org/Cell: (720) 938-8924  
Jon Olivero, Communications Fellow ..... jolivero@pac-12.org  
Wendy Heredia, Marketing & Communications Senior Administrative Assistant ..... wheredia@pac-12.org

**PAC-12 CONFERENCE**

360 3rd Street, 3rd Floor  
San Francisco, CA 94107  
Office: (415) 580-4200  
www.pac-12.com // @pac12

**Commissioner:** Lawrence G. Scott  
**Deputy Commissioner/Chief Operating Officer:** Jamie Zaninovich  
**Senior Vice President of Business Affairs:** Woodie Dixon  
**Chief Marketing Officer:** Danette Leighton  
**Chief Financial Officer:** Ron McQuate  
**Senior Associate Commissioner/Senior Woman Administrator:** Gloria Nevarez  
**Associate Commissioner, Governance & Enforcement:** Ron Barker  
**Associate Commissioner, Sports Management:** Chris Dawson  
**Associate Commissioner, Television:** Duane Lindberg  
**Associate Commissioner, Compliance:** Erik Price  
**Associate Commissioner, Governance & Enforcement:** Tammy Newman  
**Associate Commissioner, Sports Management and Championships:** Heather Perry  
**Vice President, Communications:** David Hirsch  
**Vice President, Marketing:** Heather Vaughan  
**Vice President, Operations:** Will Hunter  
**Vice President, Public Affairs:** Erik Hardenbergh  
**Vice President, Ticket Sales:** Rob Sine  
**Senior Director, Human Resources:** Anna Roberts  
**Assistant Commissioner, Communications:** Natalia Ciccone  
**Manager, Sports Management and Officiating:** Cheryl Wong  
**Controller:** Stephanie Cranmer  
**Director, Business Operations:** Taylor Lien  
**Director, Video Operations:** Mike Ortiz  
**Senior Manager, Marketing:** Anna Karefa-Johnson  
**Senior Manager, Ticket Sales:** Scott Tester  
**Senior Manager, International:** Carrie Xu  
**Executive Assistant to the Commissioner:** In Ja Halcomb  
**Graphic Designer:** Peter Smith  
**Operations Manager:** Ronny Bush  
**Video Operations Coordinator:** Jamie Alfieri  
**Coordinator, Public Affairs:** Liz Beadle  
**Coordinator, Sports Management and Championships:** Sean Harris  
**Assistant Director, Business & Finance:** Lina Diaz  
**Administrative Fellow:** Hillary Bach  
**Communications Fellows:** Kyra Geithman, Jon Olivero  
**Senior Administrative Assistant:** Wendy Heredia  
**Administrative Assistant:** Meghan Cesnik, Kina Tua

**MEN'S BASKETBALL ADMINISTRATION**

**Senior Associate Commissioner/Senior Woman Administrator/Men's Basketball:** Gloria Nevarez  
**Coordinator of Men's Basketball Officiating:** Bobby Dibler  
**Pac-12 Men's Basketball Tournament - Game Operations:** Will Hunter  
**Pac-12 Men's Basketball Tournament - Media Operations:** David Hirsch

**COMMUNICATIONS STAFF**

**Vice President, Communications (Basketball Contact):** David Hirsch ..... dhirsch@pac-12.org  
**Vice President, Public Affairs:** Erik Hardenbergh ..... ehardenbergh@pac-12.org  
**Assistant Commissioner, Communications:** Natalia Ciccone ..... nciccone@pac-12.org  
**Senior Administrative Assistant, Communications:** Wendy Heredia ..... wheredia@pac-12.org  
**Communications Fellow (Basketball Contact):** Kyra Geithman ..... kgeithman@pac-12.org  
**Communications Fellow:** Jon Olivero ..... jolivero@pac-12.org

**CREDITS:** The 2014-15 Pac-12 Conference Men's Basketball Media Guide has been produced by the Pac-12 Communications Department. Written by Dave Hirsch and Kyra Geithman. Layout by Natalia Ciccone. Contributions from SID offices of Pac-12 institutions. Prepared entirely in-house with desktop publishing applications. Cover design by Peter Smith, Interactive Marketing Manager. Photos provided by Pac-12 institutions (contact institution for credit). This guide is available online at www.pac-12.com.

**TABLE OF CONTENTS**

**PAC-12 CONFERENCE**  
Conference of Champions .....4-5

**THE 2014-15 SEASON**  
Pac-12 Notebook .....7-10  
Pac-12 Composite Schedule .....11-13  
2015 NCAA Bracket/Schedule ..... 13  
Pac-12 Basketball..... 14  
Team Previews.....15-39  
2015 NCAA Tournament Bracket .....40

**2013-2014 IN REVIEW**  
Standings/Notes/Honors.....41-43  
Pac-12 Tournament Results .....44-45  
Overall/Conference Statistics .....46-53  
Postseason Results ..... 54

**2015 PAC-12 TOURNAMENT**  
Notes/Bracket.....55-57  
History/Records/Hall of Honor .....57-68

**PAC-12 HISTORY & RECORDS**  
Yearly Standings.....69-78  
Team vs. Team Results.....79-93  
Final National Polls .....94-95  
Team vs. Team in Rankings.....96-97  
NCAA/NIT/CBI History.....98-108  
Yearly Team Leaders .....110-112  
Yearly Individual Leaders.....113-115  
Team/Individual Records.....116-117  
Career Leaders.....118-120  
Season/Game Bests .....121-123  
Coaching Records.....124-125  
Conference Honors .....126-138  
National Honors .....139-140  
NBA Draft History .....141-142  
Pac-12 Conference Staff .....143-148  
Pac-12 and NCAA Championships...149-156



*T.J. McConnell, Arizona*

**BUILT ON A FIRM FOUNDATION** of academic excellence and superior athletic performance, the Conference ushered in a new era on July 1, 2011, officially becoming the Pac-12 Conference with the additions of the University of Colorado and University of Utah.

Just 27 days after the Conference officially changed its name, Commissioner Larry Scott announced the creation of the Pac-12 Networks on July 27, 2011, solidifying a landmark television deal and putting the Conference on the forefront of collegiate athletics. The Networks, including one national network, six regional networks, and a robust digital network marked the first-ever integrated media company owned by a college conference. In addition, the “TV Everywhere” rights allow fans to access Pac-12 Networks outside the home on any digital device, including smartphones and tablet computers.

In 2011, the Pac-12 also launched its Globalization Initiative to proactively promote the Conference and member institutions through student-athlete exchanges and sport. In its first three years, Pac-12 student-athletes have enjoyed unique cultural and athletic experiences in China, fielding full university and Pac-12 all-star teams in women’s volleyball and men’s basketball, with plans to play the first-ever men’s basketball regular season game in China in November 2015, and the Conference and its member schools have gained significant brand exposure for the future and set a foundation for growth.

On the field, the Pac-12 rises above the rest, upholding its tradition as the “Conference of Champions ®,” claiming an incredible 131 NCAA team titles since 1999-2000, including 10 in 2013-14. That is an average of nearly nine championships per academic year. Even more impressive has been the breadth of the Pac-12’s success, with championships coming in 28 different men’s and women’s sports. The Pac-12 has led or tied the nation in NCAA Championships in 48 of the last 54 years, the only exceptions being in 1980-81, 1988-89, 1990-91 and 1995-96 when the Conference finished second, and only twice finished third in 1998-99 and 2004-05.

For the ninth-consecutive year, the Pac-12 had the most NCAA titles or tied for the most of any conference in the country, winning at least six every year since 2000-01. No other conference has won double-digit NCAA crowns in a single year, the Pac-12 doing so seven times, including a record 14 in 1996-97.

Spanning nearly a century of outstanding athletics achievements, the Pac-12 was the first conference to reach 400 championships in 2010-11. With the inclusion of Colorado and Utah, the Conference surpassed another major milestone, with league teams capturing 450 titles, outdistancing the next conference by nearly 200. In all, Conference teams have won 469 NCAA Championships (287 men’s, 154 women’s, 28 combined).

Pac-12 members have won 287 NCAA team championships on the men’s side, 83 more than the next closest conference. Men’s NCAA crowns have come at a phenomenal rate for the Pac-12 - 16 basketball titles by six schools (more than any other conference), 54 tennis titles, 46 outdoor track & field crowns, and 28 baseball titles. Pac-12 members have won 25 of 45 NCAA titles in volleyball, 40 of 45 in water polo, 28 in skiing, and 24 in swimming & diving national championships.

Individually, the Conference has produced an impressive number of NCAA individual champions. Over 2,000 (2,167) individual crowns have been won by Pac-12 student-athletes over the years with 1,485 by male student-athletes.

On the women’s side, the story is much the same. Since the NCAA began conducting women’s championships 33 years ago, Pac-12 members have claimed at least four national titles in a single season on 24 occasions, including 14-consecutive years from 2000-2014. Overall, the Pac-12 has captured 154 NCAA women’s titles, easily outdistancing the SEC, which is second with 93. Pac-12 members have dominated a number of sports, winning 23 softball titles, 21 tennis crowns, 14 volleyball titles, 15 of the last 25 trophies in golf, and 13 in swimming & diving.

Pac-12 women student-athletes shine nationally on an individual basis, as well, having captured an unmatched 682 NCAA individual crowns, an average of nearly 21 championships per season.

The Pac-12’s excellence is further proven in the annual Learfield Sports Directors’ Cup competition, the prestigious award that honors the best overall collegiate athletics programs in the country. STANFORD continued its remarkable run and won its unprecedented 20th-consecutive Directors’ Cup in 2013-14. Seven Pac-12 member institutions ranked among the top-27 Division I programs, the most of any conference and five were in the top 20: No. 1 STANFORD, No. 7 UCLA, No. 8 USC, No. 15 OREGON, No. 20 CALIFORNIA, No. 26 ARIZONA and No. 27 ARIZONA STATE. At least five member institutions have been ranked in the top 20 in all but one year of the Director’s Cup program, with seven appearing in the top 20 on five different occasions (1998, 2001, 2003, 2005 and 2006).

## 2013-14 REVIEW

The Conference’s 10 national titles came in the form of six men’s and four women’s crowns. Six different league schools claimed NCAA titles and, of the seven NCAA institutions to have won multiples titles, three were from the Pac-12. No other conference in the country had more than one team win multiple NCAA titles.

OREGON was one of three teams in the country to win three NCAA titles this academic season. The Ducks took home the hardware in men’s outdoor track & field, the program’s first team title in the sport since 1984, and swept the men’s and women’s indoor national championships. It is the first time ever UO has won three NCAA titles in one academic year. An additional four teams in the country had two NCAA titles, including USC and UCLA. The Trojans continue to dominate the sports of men’s water polo and men’s tennis, winning a sixth-straight title in the pool and a fifth in six years on the court. The Bruins won the Conference’s third-ever women’s soccer title and the program’s first, while also taking home the women’s tennis crown.

COLORADO kicked off the year for the Conference winning its fourth NCAA men’s cross country title. CALIFORNIA was first in men’s swimming, the program’s third national championship in four years, and STANFORD won its third women’s water polo crown in four years, extending the school’s streak of at least one NCAA team championship to 38-consecutive years.

In addition to the 10 national championships, the Pac-12 also had runners-up in six NCAA Championship events: women’s cross country (ARIZONA), women’s swimming (STANFORD), women’s rowing (CALIFORNIA), men’s volleyball (STANFORD) and women’s water polo (UCLA). Overall, the Conference had 32 teams finish in the top four at 22 NCAA Championship events, including an all-Pac-12 women’s water polo final four.

Participation in the postseason was a common occurrence for the Pac-12 in 2013-14. Of the 22 sports sponsored by the Conference, 19 witnessed at least half its teams participating in NCAA or other postseason action. The men sent 79 of a possible 100 teams into the postseason (79.4 percent), while the women sent 83 of a possible 115 teams (72.2 percent).

For the second-straight year, a record number of league teams participated in college football bowl games. After earning a then-league record eight bowl bids in 2012, Conference teams bested that with nine teams making bowl trips in 2013, producing a 6-3 record. A Pac-12 record five teams posted 10 or more wins during the season, a feat no other league in the country accomplished. STANFORD represented the Pac-12 in the Rose Bowl for the second-consecutive year by virtue of a 38-14 win over ARIZONA STATE at the Pac-12 Championship Game. ASU went on to participate in the National University Holiday Bowl. Also joining the Cardinal and Sun Devils in postseason play were OREGON (Valero Alamo), UCLA (Hyundai Sun Bowl), USC (Royal Purple Las Vegas Bowl), WASHINGTON (Fight Hunger Bowl),

WASHINGTON STATE (Gildan New Mexico Bowl), ARIZONA (AdvoCare V100 Bowl) and OREGON STATE (Sheraton Hawai'i Bowl). Six Pac-12 teams appeared in the final Associated Press poll marking the sixth time in league history that six teams were in the final ranking. The teams in the top 25 were: Oregon (9th), Stanford (11th), UCLA (16th), USC (19th), Arizona State (21) and Washington (25th). Also receiving votes was Arizona.

It was also a record-breaking season for Pac-12 men's basketball with a league-record eight teams posting 20 wins during the 2013-14 campaign. ARIZONA captured its 13th regular-season crown, while UCLA won its fourth Pac-12 Tournament title at the MGM Grand Garden Arena in Las Vegas, its first since 2008. The highly-competitive Pac-12 season was rewarded with a record-tying six teams (Arizona, ARIZONA STATE, COLORADO, OREGON, STANFORD, UCLA) earning NCAA Tournament bids. The Wildcats obtained one of the four No. 1 seeds in the postseason tournament, the Conference's first since 2008. Pac-12 teams went 8-6 in tournament play, with UA, Stanford and UCLA reaching the Sweet Sixteen, while the Wildcats were just one point short of the NCAA Final Four, advancing to the Elite Eight. The eight NCAA Tournament wins were the most by the league since it posted an identical 8-6 mark in 2008. An additional three teams participated in postseason action with CALIFORNIA and UTAH receiving NIT bids and OREGON STATE playing in the CBI.

Pac-12 women's basketball also saw tremendous success with five teams earning NCAA Tournament bids, the most since 2006. USC captured its first-ever Pac-12 Tournament title, securing its first NCAA Tournament bid since 2006. STANFORD claimed its 14th-consecutive regular-season crown, then advanced to the NCAA Final Four for the sixth time in seven years. Its trip to the national semifinals was also the seventh-straight year a Pac-12 team has advanced that far. OREGON STATE also ended a long NCAA Tournament drought, earning its first invitation to the Big Dance since 1996; CALIFORNIA made a third-straight trip to the NCAA Tournament; and ARIZONA STATE returned to the postseason event after a two-year absence. COLORADO, OREGON, WASHINGTON and WASHINGTON STATE also all participated in the WNIT, making it the most-ever teams to participate in the postseason in the history of the league. Three teams ended the season ranked in the final Associated Press poll: Stanford was No. 6, Cal was No. 24 and USC was No. 25, its first appearance in the final poll in 20 years.

Pac-12 volleyball also recorded an unprecedented season with a league-record nine teams earning NCAA Tournament bids, also the most in the country, with three receiving a top-16 seed. After winning the Conference regular-season crown for the first time since 2005, WASHINGTON advanced to its first national semifinal since 2006 marking the 14th time in 16 years a Pac-12 team has advanced that far. With 14-straight years of at least six Conference teams earning NCAA bids, the Pac-12 has dominated the sport, winning a record 14 NCAA volleyball titles since 1982, including 12 in the last 23 years.

OREGON STATE won its second-straight Pac-12 baseball crown and was the No. 1 overall seed in the NCAA Tournament. Five teams altogether earned postseason bids with ARIZONA STATE, OREGON, STANFORD and WASHINGTON joining the Beavers in the tournament. UW made its return to the NCAA Tournament after a 10-year absence, while the Cardinal used a walk-off home run to advance to the Super Regionals before falling to eventual national champion Vanderbilt. The Pac-12 has, by far, won the most baseball national titles of any conference in the country, claiming 28 titles dating back to 1947, including two of the last three when the league had back-to-back champions in 2012 (Arizona) and 2013 (UCLA).

Another sport in which the Pac-12 Conference has dominated is softball where league teams have claimed 23 NCAA titles in the 33-year history of the championship. Pac-12 teams captured an unprecedented nine in a row from 1988-1997, then most recently claimed six-straight from 2006-11. Five teams participated in the tournament in 2014, with OREGON earning the overall No. 1 seed and advancing to the NCAA Women's College World Series. Joining the Ducks in the

tournament were third-seeded UCLA, No. 9-seed ARIZONA STATE, No. 11-seed ARIZONA and No. 12-seed WASHINGTON as the Bruins, Wildcats and Huskies went as far as the Super Regionals. The Conference has had at least three teams in the NCAA Tournament every year since the league began sponsoring the sport in 1987. Before earning the No. 1-overall seed, UO claimed its second-straight Pac-12 crown.

## PAC-12 CONFERENCE HISTORY

The roots of the Pac-12 Conference date back 99 years to December 2, 1915, when the Pacific Coast Conference (PCC) was founded at a meeting at the Oregon Hotel in Portland, Ore. The original membership consisted of four schools - the University of California at Berkeley, the University of Washington, the University of Oregon, and Oregon State College (now Oregon State University). All still are charter members of the Conference.

Pacific Coast Conference play began in 1916 and, one year later, Washington State College (now Washington State University) was accepted into the league, with Stanford University following in 1918.

In 1922, the PCC expanded to eight teams with the admission of the University of Southern California (USC) and the University of Idaho. In 1924, the University of Montana joined the league roster, and in 1928, the PCC grew to 10 members with the addition of UCLA.

The Pacific Coast Conference competed as a 10-member league until 1950, with the exception of 1943-45 when World War II curtailed intercollegiate athletic competition to a minimum. During that time, the league's first commissioner was named. Edwin N. Atherton was Commissioner in 1940 and was succeeded by Victor O. Schmidt in 1944. In 1950, Montana resigned from the Conference and the PCC continued as a nine-team Conference through 1958.

In 1959, the PCC was dissolved and the Athletic Association of Western Universities (AAWU) was formed with Thomas J. Hamilton was appointed Commissioner of the new league. The original AAWU membership included California, Stanford, USC, UCLA and Washington. Washington State joined the membership in 1962, while Oregon and Oregon State joined in 1964. Under Hamilton's watch, the name Pacific-8 Conference was adopted in 1968. In 1971, Wiles Hallock took over as Commissioner of the Pac-8.

Ten years later, on July 1, 1978, the University of Arizona and Arizona State University were admitted to the league and the Pacific-10 Conference became a reality. In 1986-87, the league took on a new look, expanding to include 10 women's sports. Since then, the Conference has been considered the premiere league in women's athletics, securing the most NCAA titles in women's sports of any conference nearly every year.

Thomas C. Hansen was named the Commissioner of the Pac-10 in 1983, a role he would hold for 26 years until 2009, and was succeeded by current Commissioner Larry Scott, who took on the new role in July 2009.

During the 2010-11 academic year, the University of Colorado accepted its invitation to join the Pac-12 on June 11, 2010, and on June 17, 2010, the University of Utah agreed to join the Conference. The Buffaloes and Utes officially became the 11th and 12th members of the Conference on July 1, 2011, the first additions to the league since 1978.

It was during that 2010-11 academic year that Scott helped deliver monumental changes that transformed the Conference into a modern 12-team league. In addition to expanding to 12 teams, member institutions agreed to equal revenue sharing for the first time in the Conference's history, created two divisions - the North and the South, for football only and established a Football Championship Game for the first time ever. He also secured a landmark media rights deal that dramatically increased national exposure and revenue for each school, establishing the Pac-12 Networks and Pac-12 Digital Network that guaranteed enhanced exposure across all sports.

Currently, the Pac-12 sponsors 11 men's sports and 11 women's sports. Additionally, the Conference is a member of the Mountain Pacific Sports Federation (MPSF) in four other men's sports and three women's sports.

The Pac-12 Conference offices are located in the heart of San Francisco in the SOMA district.

## 2014-15 PAC-12 CONFERENCE CHAMPIONSHIP DATES AND SITES

**BASEBALL** - Champion determined by three-game series round-robin play

**BASKETBALL (M)**

at MGM Grand Garden Arena, Las Vegas, Nev.  
Wednesday-Saturday, March 11-14, 2015 » **Host:** Pac-12 Conference

**BASKETBALL (W)**

at KeyArena, Seattle, Wash.  
Thursday-Sunday, March 5-8, 2015 » **Host:** Pac-12 Conference

**CROSS COUNTRY (M&W)**

at Berkeley, Calif.  
Friday, October 31, 2014 » **Host:** California

**DIVING (M&W)**

at Weyerhaeuser King County Aquatic Center, Federal Way, Wash.  
Wednesday-Saturday, February 25-28, 2015 » **Host:** Pac-12 Conference

**FOOTBALL**

at Levi's Stadium, Santa Clara, Calif.  
Friday, December 5, 2014 » **Host:** Pac-12 Conference

**GOLF (M)**

at Palouse Ridge Golf Course, Pullman, Wash.  
Sunday-Tuesday, April 26-28, 2015 » **Host:** Washington State

**GOLF (W)**

at Boulder Country Club, Boulder, Colo.  
Monday-Wednesday, April 20-22, 2015 » **Host:** Colorado

**GYMNASTICS (W)**

at Wells Fargo Arena, Tempe, Ariz.  
Saturday, March 21, 2015 » **Host:** Arizona State

**ROWING (M&W)**

at Sacramento State Aquatics Center, Lake Natoma, Calif.  
Sunday, May 17, 2015 » **Host:** Pac-12 Conference

**SOCCER (M)** - Champion determined by double round-robin play.

**SOCCER (W)** - Champion determined by single round-robin play.

**SOFTBALL** - Champion determined by three-game series round-robin play.

**SWIMMING (M)**

at Weyerhaeuser King County Aquatic Center, Federal Way, Wash.  
Wednesday-Saturday, March 4-7, 2015 » **Host:** Pac-12 Conference

**SWIMMING (W)**

at Weyerhaeuser King County Aquatic Center, Federal Way, Wash.  
Wednesday-Saturday, February 25-28, 2015 » **Host:** Pac-12 Conference

**TENNIS (M&W)**

at Ojai Valley Athletic Club/Libbey Park, Ojai, Calif.  
Tuesday-Sunday, April 22-26, 2015 » **Host:** Pac-12 Conference


**TRACK & FIELD (M&W)**

at Los Angeles, Calif.  
Multi-events: May 9-10, 2015; Championship: May 16-17, 2015  
**Host:** UCLA

**VOLLEYBALL (W)** - Champion determined by best 20-match conference record.

**WRESTLING**

at Gill Coliseum, Corvallis, Ore.  
February 28 or March 1, 2015 » **Host:** Oregon State



**Doris Chen, USC**  
2014 NCAA Women's Golf Individual Champion



**Kevin Cordes, Arizona**  
2014 NCAA Men's Swimming Champion (100 and 200 breaststroke)



**ARIZONA** – The Wildcats posted their fifth-consecutive 20-win season and second straight with 30 wins under coach **Sean Miller** ... UA returns three of its starting five with senior guard **T.J. McConnell** (8.4 ppg/5.3 apg/3.6 rpg), junior forward **Brandon Ashley** (11.5 ppg/5.8 rpg) and junior center **Kaleb Tarczewski** (6.3 rpg/9.9 ppg) ... Sophomore forward **Rondae Hollis-Jefferson** (9.1 ppg) has the tools needed to become a top scorer for UA after a great freshman season and will work alongside incoming freshman forward and five-star recruit **Stanley Johnson**, the 2014 FIBA U18 Tournament MVP ... In the back court, junior guard **Gabe York** (6.7 ppg/2.2 rpg) could find a spot in the starting lineup after helping Arizona lead the Pac-12 in scoring defense (58.6 ppg) as a reserve last year. He will be helped by some fresh talent in the likes of junior transfer guard **Kadeem Allen**, as well as fellow returning guard **Elliott Pitts** who saw quality minutes late last season ... The Cats hauled in a solid recruiting class with three four-star freshman recruits in guard **Parker Jackson-Cartwright**, forward **Craig Victor** and center **Dusan Ristic** ... Will miss its two top scorers in Nick Johnson and Aaron Gordon and will have to work quickly to find players to fill those starting roles ... Arizona faces tough non-conference opponents including Elite Eight finisher Michigan and NCAA Tournament participant Gonzaga.

**ARIZONA STATE** – Two of Arizona State's top five scorers return in seniors **Shaquille McKissic** (9.0 ppg/5.4 rpg) and **Jonathan Gilling** (7.7 ppg/3.8 rpg) ... Also coming back for the Sun Devils are junior **Eric Jacobsen** (10.4 mpg/2.4 ppg) and senior **Bo Barnes** (13.8 mpg/4.5 ppg), who grew into two of ASU's top contributors from the bench later in the season and may step into a more consistent starting role ... Despite some heavy turnover, the Sun Devils have a bevy of fresh faces to hit the hardwood this season, including junior transfers **Roosevelt Scott**, a versatile player who's shown prowess both offensively and defensively; **Willie Atwood**, a power forward out of Connors State; and California JC Player of the Year **Gerry Blakes**... ASU also built out depth at the point guard position with three-star recruits **Tra**



*Jonathan Gilling, Arizona State*

**Holder and Kodi Justice** to go with Blakes... ASU was 16-1 at home last year and 32-5 in the past two seasons, including a 8-1 Pac-12 home mark last year. The Sun Devils lose their top three scorers in Jahii Carson, Jermaine Marshall, and Pac-12 Defensive Player of the Year Jordan Bachynski, who led the league in blocked shots ... ASU also lost six other players to graduation or transfers, and the turnover could require a lot of necessary rebuilding before the Devils hit their stride.

**CALIFORNIA** – First-year head coach **Cuonzo Martin** has eight letterwinners returning, including two of its top three scorers in **David Kravish** (11.4 ppg) and **Tyrone Wallace** (11.3 ppg) ... After spending last year in mostly a reserve role, sophomore guard **Jabari Bird** (8.3 ppg, 20.0 mpg) is prepped to breakout on the Cal roster ... Another reserve with starting potential is **Jordan Mathews**, a sophomore guard who garnered 12 starts in 35 appearances last season with an 8.3 ppg average ... Cal's incoming players added some much needed depth at every position, especially center, as **Kameron Rooks** could miss the 2014-15 season with a torn ACL ... Freshman **Kingsley Okoroh**, a product of England who was a key shot blocker for Westwind Prep and **Dwight Tarwater**, a graduate transfer from Cornell, will look to step in on the blocks ... At forward, Kravish will be joined by **Christian Behrens**, who worked his way back from a knee injury to appear in 24 games last year and became a physical force on the boards for the Bears ... Another key forward is graduate transfer **Dwight Tarwater**, who started all 28 games as a captain for Cornell last season, averaging 7.1 ppg and a team-best 5.5 rpg ... Martin brings to Cal a 124-82 record in six years as a head coach ... The departure of Cobbs leaves a gap to be filled in not only scoring but also passing, as Cobbs posted 204 assists and was a key director on the floor for the Bears in finding open shots ... Like last year, the Bears lack physical size, with just two designated centers and all remaining players except Kravish standing below 6-8.

**COLORADO** – The Buffs have seen postseason action for four-straight seasons now under head coach **Tad Boyle**, and are looking to use that momentum to continue their historic run... The Buffs return four players who started a majority of their games, and also get back a whopping 13 letterwinners from last season for one of the most experienced rosters in the league ... Leading CU's charge are **Josh Scott** (14.1 ppg), **Askia Booker** (13.7 ppg) and **Xavier Johnson** (12.0 ppg), three of the top four scorers for the Buffs from last season. Scott also established himself as one of the top all-around players and a leader for CU, averaging 8.4 rebounds per game with 13 double-doubles last season ... CU has a touted recruiting class that includes freshman **Dominique Collier**, a four-star local product who has spent the offseason bulking up in hopes of working his way into the starting lineup ... One of CU's greatest strengths remains its home court advantage as the Buffs are 60-9 at Coors Events Center in Boulder over the past four years under Boyle ... The Buffs are still a young squad with just one non-walk-on senior on a roster of 16 ... Despite a stellar performance at home, CU needs to excel on the road, as it went 5-6 on the road last year, 5-7 in 2012-13 and 4-7 in 2011-12 ... Will miss Spencer Dinwiddie, who went in the NBA Draft.



*Tyrone Wallace, California*

**OREGON** – The Ducks will rely on **Joseph Young**, senior guard and lone returning starter, to guide them back to the postseason in 2014-15. Young is the Pac-12's top returning scorer after averaging 18.9 points per game last season. He is one of the league's top three-point shooters, hitting 76 treys at 41.5 percent ... Coach **Dana Altman** has relied on transfers the last couple of seasons to build a 97-47 record in four seasons, including four straight 20-win campaigns. He'll look to do the same in 2014-15 with forward **Dwayne Benjamin** and center **Michael Chandler**... Benjamin and Chandler will be a big assist to junior forward **Elgin Cook** on the frontline. Cook (6.7 ppg/3.7 rpg) came up big in the postseason, averaging 14.0 points and 5.5 rebounds ... Senior guard **Jalil Abdul-Bassit** will be called upon to help Young as an outside scoring threat. Abdul-Bassit hit 7-of-18 (.389) from beyond the arc last season ...



*Xavier Johnson, Colorado*



Anthony Brown, Stanford

Offseason turmoil left the Ducks with a roster depleted of players with experience. Just four returning players saw game experience last season ... All players will need to hit the boards as only 20 percent of the rebounding numbers return and the roster includes only two players taller than 6-7.

**OREGON STATE** – The Beavers turn to head coach **Wayne Tinkle** to lead the Oregon State program. Tinkle was the head coach at Montana for eight seasons and led the Grizzlies to Big Sky regular-season titles in 2010, 2012 and 2013 and Big Sky Tournament championships in 2012 and 2013 ... The Beavers return just one starter in junior guard **Langston Morris-Walker** (4.0 ppg/2.1 rpg) ... OSU will have solid perimeter shooters in Morris-Walker, **Malcolm Duvivier** and **Olaf Schaftenaar** as the three combined to shoot 46-of-123 (.374) ... While thin on numbers, the Beavers do have some height with a pair of 6-10 forwards in juniors **Daniel Gomis** and Schaftenaar, and a 7-0 center in sophomore **Cheikh N'diaye** ... While Morris-Walker is the lone returning starter, junior forward **Jarmal Reid** does have 19 career starts under his belt and can provide leadership to a team void of a senior on the roster ... Will need someone to take the reigns at point guard to distribute the ball, as the team's top returning assist leader is the 6-10 Schaftenaar with 19 (0.6 per game).

**STANFORD** – The Cardinal reached the Sweet 16 last year for the fifth time in school history and for its first NCAA Tournament appearance since 2008 ... This year, Stanford returns three key starters in leading scorer and first team All-Pac-12 honoree **Chasson Randle** (18.8 ppg/3.6 rpg), center **Stefan Nastic** (7.4 ppg/2.8 rpg) and last year's Pac-12 Most Improved Player of the Year in **Anthony Brown** (12.3 ppg, 5.0 rpg) ... The Card also returns some of its top rotating talent with nine other letterwinners ... The Cardinal brings in a highly-touted recruiting class that ranks as high as No. 13 by ESPN.com, No. 14 by Scout.com and No. 15 by Rivals.com, including McDonald's All-American **Reid Travis**. All four incoming freshmen were top-100 players and

four-star recruits ... Stanford has one of the most difficult non-conference schedules in the league, if not the nation, as the Cardinal will take on 11 teams that played in the NCAA Tournament last season, including a contest against UConn, which Stanford upset on the road last season.

**UCLA** – Head coach **Steve Alford** made a big statement in his first year at the helm, taking the UCLA men's hoops program to the Pac-12 Tournament title and the Sweet 16 ... Despite losing three players who went in the first round of the NBA Draft, the talent is in place for UCLA to make another successful run in 2014-15, including returning starter **Norman Powell** (11.4ppg/2.8 rpg), an honorable mention All-Pac-12 Defensive Team selection last year. Powell improved his scoring significantly in his junior campaign, increasing his average from 6.1 points per game from his sophomore season ... Alford brought in the seventh-ranked recruiting class this season that features two McDonald's All-Americans in **Kevon Looney** and **Thomas Welsh**, and Hungary U18 National Team captain and center **Gyorgy "G.G." Goloman**. In addition, UCLA will benefit from the addition of sophomore **Isaac Hamilton**, a former McDonald's All-American guard who did not play in 2013-14 ... UCLA brings back key reserves who will look to step into starting roles, such as sophomore guard **Bryce Alford** (8.0 ppg/2.8 apg/47 three-pointers) and junior forward/center **Tony Parker** (6.9 ppg/4.4 rpg) ... The Bruins lose five of its eight rotation players from last season, including three NBA first round draft picks (Zach LaVine, Jordan Adams, and Kyle Anderson).

**USC** – Despite a rough first year, head coach **Andy Enfield** brings in a top-20 recruiting class and faces a challenging schedule in hopes to up the ante for year two ... The Trojans have one returning starter in sophomore forward **Nikola Jovanovic**, a member of the Pac-12 All-Star Team that traveled to China this summer. Jovanovic is the top returning scorer (8.0 ppg) and rebounder (4.4 rpg) for USC ... Enfield's roster has plenty of playing experience, with five returning letterwinners that saw action in at least



Joseph Young, Oregon



Jordan Loveridge, Utah

18 of USC's 32 total games, including sophomore guard **Julian Jacobs** (28.3 mpg/6.6 ppg/4.4 rpg/3.6 apg) ... Newcomers for USC include transfer **Katin Reinhardt**, who comes from UNLV where he started 34 of 35 games as a freshman ... USC's recruiting class of four highly-touted high school players was ranked 16th in the nation by ESPN.com and includes the sixth-ranked point guard recruit in guard **Jordan McLaughlin** ... The Trojans' roster is exceptionally young, with no seniors on the team and just three juniors ... USC also faces a heavy turnover as it loses its top four scorers from last season. The quartet accounted for an average of 46.6 points per game and 18.3 rebounds per game for the Trojans.

**UTAH** – The Utes have improved dramatically since joining the Pac-12, and last year was no different as head coach **Larry Krystkowiak** led Utah to its best record since 2009, going 21-12 and reaching the NIT ... Utah returns almost all of its top talent from last season, including leading scorer **Delon Wright** (15.5 ppg/6.8 rpg/5.3 apg), who was a first-team All-Pac-12 and All-Defensive Team selection last year ... Other key returnees for the Utes include **Jordan Loveridge** (14.7 ppg/7.0 rpg), who led the team in rebounds last season, and **Brandon Taylor** (10.6 ppg/.398 three-point field goal percentage) along with both centers from last season in **Dallin Bachynski** and **Jeremy Olsen** ... The Utes had a strong offensive game last season, outscoring opponents by 10.8 points per game last season, tied for the second-best scoring margin in the league. Utah was also near the top in field goal percentage, tied for second with a .488 average ... Krystkowiak brings in five freshmen, including standout forwards **Brekcott Chapman** and **Kyle Kuzma** ... Utah faces a much tougher non-conference schedule this year, including a home game against Wichita State which finished the season ranked No. 2 by the AP and had an undefeated regular season. Utah also plays against perennial power Kansas for just the second time in program history.



**Nigel Williams-Goss, Washington**

**WASHINGTON** – The Huskies bring back three of their top five scorers from last year in a lineup anchored by guard **Nigel Williams-Goss**, a member of the Pac-12 All-Freshman Team last season after averaging 13.4 ppg and 4.38 apg in his first year with the Huskies ... Also returning for UW is junior guard **Andrew Andrews** (12.3 ppg/3.9 apg), who has played in all but three games for the Huskies since joining the roster two years ago ... Sophomore **Jernard Jarreau** looks to work his way into the starting lineup after redshirting last year due to an injury suffered in the season opener. Jarreau averaged 3.2 ppg and 2.6 rpg in an average of 12.7 minutes per game as a freshman ... Guard **Darin Johnson** (5.9 ppg/16.1 mpg) looks for his first career start with the Huskies after playing in 31 of UW's 32 games last season ... UW loses two key starters in leading scorer C.J. Wilcox and forward Perris Blackwell. The two combined for 28.5 points per game and were two of just four players along with Williams-Goss and Andrews to average more than 10 points per game on the season.

**WASHINGTON STATE** – The Cougars look to new head coach **Ernie Kent** to bring them back into the fray after a rough season last year where WSU went 3-15 in Conference play. After a stint as an analyst for the Pac-12 Networks, Kent comes to Washington State after 13 years of coaching at Oregon where he took two teams to the Elite Eight and guided the Ducks to the NIT Final Four on two occasions ... Washington State returns senior guard **DaVonté Lacy** (19.4 ppg/4.2 rpg), who missed out on eight games for the Cougars due to injury and looks to bounce back to full health ... Also returning are sophomore **Que Johnson** (9.5 ppg/2.4 rpg), who led the team in scoring in eight games and saw 14 starts as a freshman, and senior **Dexter Kernich-Drew** (6.3 ppg) ... Kent brought in a strong recruiting class, adding three freshmen and two transfers to the lineup ... The Cougs were third in the league last year in three-point field goals made, averaging 7.55 per game, and bring back three players that had a three-point field goal percentage of .350 or better ... Washington State opens the season on the road for the first time since 2006-07, playing UTEP and TCU in Texas.

## AROUND THE PAC-12

**Returning All-Pac-12 Performers...** Three first team All-Pac-12 performers and two second team selections return in 2013-14. First team honorees include STANFORD guard **Chasson Randle**, COLORADO forward **Josh Scott** and UTAH guard **Delon Wright**, while ARIZONA guard T.J. McConnell and OREGON guard **Joseph Young** are the returning second team honorees.

**Coach Speak...** The three new Pac-12 head coaches – California's **Cuonzo Martin**, Oregon State's **Wayne Tinkle** and Washington State's **Ernie Kent** – bring a wealth of experience as they hold a combined career record of 607-427 (.587) ... Five Pac-12 hoops coaches have posted 300 or more career victories: Oregon's **Dana Altman** (507), UCLA's **Steve Alford** (491), Arizona State's **Herb Sendek** (395), Washington's **Lorenzo Romar** (347), and Washington State's **Kent** (325).

**Champs - Regular Season/Tournament...** Arizona captured its 13th regular-season Conference title in program history, while UCLA took home the Pac-12 Tournament crown. It was the sixth consecutive year that the regular season champion did not capture the league's postseason title. Since the Pac-12 reinstated the league's postseason tournament in 2002, only three teams won both the regular season and tournament titles - Stanford (2004), UCLA (2006 and 2008).

**Home Sweet Home...** No Pac-12 team had a losing record at home as the league compiled a 96-7 (.932) mark at home in non-conference action.

**Home Away From Home...** Check the Pac-12 rosters and you'll find 20 student-athletes (five fewer than last season) who hail from 12 different countries outside the United States. Those countries are: Canada (4), Serbia (3), Australia (2), Hungary (2), Senegal (2), Austria, Belgium, Cameroon, Denmark, England, Germany, and Netherlands.



**Norman Powell, UCLA**



**DaVonté Lacy, Washington State**

**Rocky Mountain High...** Among the Pac-12 teams, Colorado and Utah have the most returning production in scoring, rebounding, assists and steals (see chart on page 10).

**Returning Starters...** Big turnover in the league as only six teams return three or more starters, with Colorado and Utah leading the way with four returning starters each, and an average of 2.3 returning starters per team. Here is the breakdown of the number of returning starters by team:

Arizona	3
Arizona State	2
California	2
Colorado	4
Oregon	1
Oregon State	1
Stanford	3
UCLA	1
USC	1
Utah	4
Washington	3
Washington State	3



**RETURNING STARTERS**

**Arizona (3)**

Brandon Ashley, Jr., F ..... 11.5 ppg/5.8 rpg  
 T.J. McConnell, Sr., G ..... 8.4 ppg/5.3 apg  
 Kaleb Tarczewski, Jr., C ..... 9.9 ppg/6.3 rpg

**Arizona State (2)**

Jonathan Gilling, Sr., F ..... 7.7 ppg/3.8 rpg/66 3FG  
 Shaquille McKissic, Sr., F ..... 9.0 ppg/5.4 rpg

**California (2)**

Tyrone Wallace, Jr., G ..... 11.3 ppg/4.1 rpg  
 David Kravish, Sr., F ..... 11.4 ppg/7.7 rpg/2.1 bpg

**Colorado (4)**

Askia Booker, Sr., G ..... 13.7 ppg/3.7 rpg/3.3 apg  
 Wesley Gordon, So., F ..... 5.9 ppg/6.0 rpg  
 Xavier Johnson, Jr., F ..... 12.0 ppg/5.9 rpg  
 Josh Scott, Jr., F ..... 14.1 ppg/8.4 rpg

**Oregon (1)**

Joseph Young, Sr., G ..... 18.9 ppg/2.8 rpg

**Oregon State (1)**

Langston Morris-Walker, Jr., G ..... 4.0 ppg/2.1 rpg

**Stanford (3)**

Chasson Randle, Sr., G ..... 18.6 ppg/3.6 rpg  
 Stefan Nastic, Sr., C ..... 7.4 ppg/2.8 rpg  
 Anthony Brown, Sr., G ..... 12.3 ppg/5.0 rpg

**UCLA (1)**

Norman Powell, Sr., G ..... 11.4 ppg/2.8 rpg/1.4 spg

**USC (1)**

Julian Jacobs, So., G ..... 6.6 ppg/4.4 rpg/3.6 apg

**Utah (4)**

Brandon Taylor, Jr., G ..... 10.6 ppg/2.1 rpg/3.5 apg  
 Dakarai Tucker, Jr. F ..... 6.8 ppg/1.8 rpg  
 Jordan Loveridge, Jr., F ..... 14.7 ppg/7.0 rpg  
 Delon Wright, Sr., G ..... 15.5 ppg/6.8 rpg/5.3 apg

**Washington (3)**

Nigel Williams-Goss, So., G ..... 13.4 ppg/4.4 rpg/4.4 apg  
 Andrew Andrews, Jr., G ..... 12.3 ppg/3.9 rpg  
 Mike Anderson, Sr., G ..... 5.5 ppg/5.5 rpg

**Washington State (3)**

Jordan Railey, Sr., C ..... 3.0 ppg/2.5 rpg  
 Dexter Kernich-Drew, Sr., G ..... 6.3 ppg/1.7 rpg  
 DaVonté Lacy, Sr., G ..... 19.4 ppg/4.2 rpg

**CAREER LEADERS (ACTIVE)**

**POINTS**

Chasson Randle (Jr.), STAN ..... 1,651  
 Askia Booker (Jr.), COLO ..... 1,208  
 DaVonté Lacy (Jr.), WSU ..... 1,023  
 Anthony Brown (Sr.), STAN ..... 1,015  
 David Kravish (Sr.), CAL ..... 893  
 Jordan Loveridge (So.), UTAH ..... 872  
 Josh Scott (Jr.), COLO ..... 810  
 Jonathan Gilling (Sr.), ASU ..... 806  
 Norman Powell (Sr.), UCLA ..... 785  
 Xavier Johnson (Sr.), COLO ..... 691  
 Joe Young (Sr.), ORE ..... 641

**REBOUNDS**

David Kravish (Jr.), CAL ..... 670  
 Josh Scott (Jr.), COLO ..... 473  
 Jordan Loveridge (So.), UTAH ..... 453  
 Kaleb Tarczewski (Jr.), ARIZ ..... 438  
 Anthony Brown (Sr.), STAN ..... 435  
 Jonathan Gilling (Sr.), ASU ..... 393  
 Xavier Johnson (Jr.), COLO ..... 353  
 Chasson Randle (Jr.), STAN ..... 348  
 Askia Booker (Jr.), COLO ..... 343  
 Brandon Ashley (Jr.), ARIZ ..... 313

**THREE-POINT FIELD GOALS**

Chasson Randle (Jr.), STAN ..... 214  
 Jonathan Gilling (Jr.), ASU ..... 199  
 DaVonté Lacy (Jr.), WSU ..... 181  
 Anthony Brown (Jr.), STAN ..... 139  
 Askia Booker (Jr.), COLO ..... 115  
 Brandon Taylor (Jr.), UTAH ..... 95  
 Dexter Kernich-Drew (Sr.), WSU ..... 85  
 Jordan Loveridge (So.), UTAH ..... 79  
 Joe Young (Sr.), ORE ..... 76  
 Norman Powell (Sr.), UCLA ..... 73

**ASSISTS**

Chasson Randle (Jr.), STAN ..... 242  
 Jonathan Gilling (Jr.), ASU ..... 237  
 Askia Booker (Jr.), COLO ..... 236  
 T.J. McConnell (Sr.), ARIZ ..... 202  
 Tyrone Wallace (Jr.), CAL ..... 182  
 Delon Wright (Sr.), UTAH ..... 174  
 Brandon Taylor (Jr.), UTAH ..... 171  
 Andrew Andrews (Jr.), WASH ..... 157  
 DaVonté Lacy (Jr.), WSU ..... 151  
 Jordan Loveridge (So.), UTAH ..... 141  
 Nigel Williams-Goss (So.), WASH ..... 14

**STEALS**

Jordan Adams (So.), UCLA ..... 168  
 Chasson Randle (Jr.), STAN ..... 117  
 Askia Booker (Jr.), COLO ..... 111  
 Norman Powell (Sr.), UCLA ..... 92  
 Delon Wright (Sr.), UTAH ..... 80  
 DaVonté Lacy (Jr.), WSU ..... 80  
 Anthony Brown (Sr.), STAN ..... 71  
 Tyrone Wallace (Jr.), CAL ..... 70  
 Jonathan Gilling (Sr.), ASU ..... 65  
 T.J. McConnell (Sr.), ARIZ ..... 64

**BLOCKS**

David Kravish (Jr.), CAL ..... 177  
 Josh Scott (Jr.), COLO ..... 64  
 Kaleb Tarczewski (Jr.), ARIZ ..... 59  
 Stefan Nastic (Sr.), STAN ..... 43  
 Junior Longrus (Jr.), WSU ..... 43  
 Delon Wright (Sr.), UTAH ..... 42  
 Wesley Gordon (So.), COLO ..... 41  
 Dallin Bachynski (Jr.), UTAH ..... 41  
 Rondae Hollis-Jefferson (So.), ARIZ ..... 40  
 Shawn Kemp, Jr. (Sr.), WASH ..... 39

**RETURNING PRODUCTION**

**SCORING**

1. Colorado ..... 88.4%  
 2. Utah ..... 81.9%  
 3. Washington State ..... 70.6%  
 4. Arizona ..... 58.7%  
 5. California ..... 57.4%  
 6. Stanford ..... 56.8%  
 7. Washington ..... 56.7%  
 8. USC ..... 35.0%  
 9. Oregon ..... 34.4%  
 10. UCLA ..... 33.7%  
 11. Arizona State ..... 32.7%  
 12. Oregon State ..... 28.3%

**REBOUNDING**

1. Colorado ..... 94.1%  
 2. Utah ..... 81.1%  
 3. Arizona ..... 67.0%  
 4. California ..... 61.4%  
 5. Washington State ..... 60.9%  
 6. Washington ..... 60.4%  
 7. Stanford ..... 49.1%  
 8. Arizona State ..... 39.8%  
 9. USC ..... 37.9%  
 10. UCLA ..... 34.9%  
 11. Oregon State ..... 24.5%  
 12. Oregon ..... 20.0%

**THREE-POINT FIELD GOALS**

1. Utah ..... 89.7%  
 2. Colorado ..... 84.5%  
 3. Washington State ..... 83.8%  
 4. Arizona ..... 61.8%  
 5. California ..... 61.3%  
 6. Stanford ..... 60.1%  
 7. Washington ..... 49.7%  
 8. Arizona State ..... 45.5%  
 9. Oregon ..... 32.8%  
 10. USC ..... 32.2%  
 11. UCLA ..... 29.3%  
 12. Oregon State ..... 27.7%

**ASSISTS**

1. Utah ..... 85.5%  
 2. Colorado ..... 82.9%  
 3. Washington ..... 71.0%  
 4. Arizona ..... 64.6%  
 5. Washington State ..... 58.8%  
 6. Stanford ..... 53.3%  
 7. California ..... 45.3%  
 8. Arizona State ..... 44.6%  
 9. USC ..... 42.6%  
 10. UCLA ..... 26.9%  
 11. Oregon State ..... 19.8%  
 12. Oregon ..... 12.3%

**STEALS**

1. Colorado ..... 87.0%  
 2. Utah ..... 81.5%  
 3. Washington State ..... 66.7%  
 4. Washington ..... 64.5%  
 5. Arizona ..... 61.4%  
 6. California ..... 56.8%  
 7. Stanford ..... 49.7%  
 8. Arizona State ..... 47.3%  
 9. USC ..... 47.1%  
 10. Oregon State ..... 29.7%  
 11. UCLA ..... 29.3%  
 12. Oregon ..... 26.6%

**BLOCKS**

1. Colorado ..... 95.7%  
 2. Washington State ..... 80.9%  
 3. California ..... 73.6%  
 4. Utah ..... 73.2%  
 5. Arizona ..... 60.1%  
 6. UCLA ..... 38.7%  
 7. Washington ..... 37.0%  
 8. Oregon State ..... 33.6%  
 9. Stanford ..... 27.9%  
 10. USC ..... 21.3%  
 11. Oregon ..... 15.0%  
 12. Arizona State ..... 13.2%

The 2014-15 Pac-12 Conference basketball television package continues to deliver 215 men's contests telecast to national and regional audiences.

The Pac-12 men's basketball package includes 147 games aired on the Pac-12 Networks, 44 on ESPN/ESPN2/ESPNU (including the Pac-12 Tournament championship game), 22 games on FOX/FOX Sports 1, and two nationally on CBS. Additional appearances will be made through other conference television agreements and various in-season tournaments.

*All times listed are pacific time zone.*

Date	Game	Time (PT)	Network
Sat., Oct. 18	ARIZONA Red-Blue Game (exhib.)	TBD	Pac-12
Tues., Nov. 4	Northwest Christian vs. OREGON (exhib.)	7:00 PM	P12N
Thurs., Nov. 6	Pacific (Oregon) at UTAH (exhib.)	4 or 7:30 PM	Pac-12
	Cal State San Marcos at CALIFORNIA (exhib.)	7:30 PM	Pac-12
	St. Martin's at WASHINGTON (exhib.)	7:30 PM	Pac-12
Sun., Nov. 9	Cal Poly Pomona at ARIZONA (exhib.)	3:00 PM	Pac-12
Fri., Nov. 14	Mount St. Mary's at ARIZONA	5:00 PM	Pac-12
	Drexel at COLORADO	5:00 PM	Pac-12
	Rice at OREGON STATE	7:00 PM	Pac-12
	Alcorn State at CALIFORNIA	7:00 PM	Pac-12
	Ball State at UTAH	7:00 PM	Pac-12
	Chicago State at ARIZONA STATE	7:00 PM	Pac-12
	South Carolina State at WASHINGTON	7:00 PM	Pac-12
	Wofford at STANFORD	9:00 PM	Pac-12
	Montana State at UCLA	9:00 PM	Pac-12
	Coppin State at OREGON	9:00 PM	Pac-12
	WASHINGTON STATE at UTEP	7:00 PM	Pac-12
Sat., Nov. 15	Portland State at USC	7:30 PM	Pac-12
Sun., Nov. 16	South Dakota at STANFORD	3:00 PM	Pac-12
	Cal State Northridge at ARIZONA	5:00 PM	Pac-12
	Kennesaw State at CALIFORNIA	7:00 PM	Pac-12
	Coastal Carolina at UCLA	7:00 PM	Pac-12
Mon., Nov. 17	WASHINGTON STATE at TCU		
	Bethune-Cookman at ARIZONA STATE	6:00 PM	Pac-12
	Detroit at OREGON	8:00 PM	ESPNU
	Tennessee Tech at USC	8:00 PM	Pac-12
	Auburn at COLORADO	10:00 PM	ESPN2
Tues., Nov. 18	UTAH at San Diego State	1:00 PM	ESPN
	Corban at OREGON STATE	7:00 PM	Pac-12
Wed., Nov. 19	UC Irvine at ARIZONA	6:00 PM	Pac-12
Thurs., Nov. 20	Syracuse vs CALIFORNIA (1)	6:00 PM	ESPN2
	Loyola Marymount at ARIZONA STATE	6:00 PM	Pac-12
	Nicholls State at UCLA	8:00 PM	Pac-12
	Akron vs USC (2)	9:30 AM	ESPN3
Fri., Nov. 21	Toledo at OREGON	4:00 PM	Pac-12
	UNLV vs STANFORD (3)	4:00 PM	TruTv
	Oral Roberts at OREGON STATE	6:00 PM	Pac-12
	Idaho State at WASHINGTON STATE	6:00 PM	Pac-12
	UC Riverside at UTAH	6:00 PM	Pac-12
	Iowa or Texas vs CALIFORNIA (1)	TBD	ESPN2/ESPNU
	WASHINGTON at Seattle	7:00 PM	Pac-12
	Miami or Drexel vs USC (2)	TBD	ESPN2/U/3
Sat., Nov. 22	Duke or Temple vs STANFORD (3)	TBD	TruTv
	COLORADO at Wyoming	3:30 or 4:30 PM	ESPN3
Sun., Nov. 23	Pacific at WASHINGTON (4)	5:00 PM	Pac-12
	Long Beach State at UCLA	7:00 PM	Pac-12
	TBD vs USC (2)	TBD	ESPN2/U/3
Mon., Nov. 24	Missouri vs ARIZONA (5)	2:00 PM	ESPN2
	Maryland vs ARIZONA STATE (6)	4:00 PM	ESPNU
	Oklahoma State vs OREGON STATE (7)	5:30 PM	ESPN3
	Michigan vs OREGON (8)	6:30 PM	ESPN3
Tues., Nov. 25	Air Force at COLORADO	6:00 PM	Pac-12
	Delaware at STANFORD	8:00 PM	Pac-12
	Cal State Fullerton at USC	8:00 PM	Pac-12
	Kansas State or Purdue vs ARIZONA (5)	TBD	ESPN/ESPN2
	Villanova or VCU vs OREGON (8)	TBD	ESPN/ESPN2
	Alabama or Iowa State vs ARIZONA STATE (6)	TBD	ESPNU/ESPN3
Wed., Nov. 26	Oklahoma vs UCLA (9)	11:30 AM	ESPN2
	Texas-Pan American at UTAH (10)	5:00 PM	Pac-12
	Cal Poly at CALIFORNIA	7:00 PM	Pac-12
	TBD vs ARIZONA (5)	TBD	ESPN/E2/U
	Auburn or Tulsa vs OREGON STATE (7)	TBD	ESPN2/ESPN3
Thurs., Nov. 27	UC Santa Barbara vs WASHINGTON STATE (11)	9:00 PM	CBSSN
	San Jose State vs WASHINGTON (16)	8:00 PM	ESPN2
	Butler or North Carolina vs UCLA (9)	TBD	ESPN/AXSTV

Fri., Nov. 28	North Dakota at UTAH (10)	7:00 PM	Pac-12
	LB State or W. Michigan vs WASHINGTON (12)	TBD	ESPN2/ESPN3
	Rice or Mercer vs WASHINGTON STATE (11)	TBD	TBD
	TBD vs UCLA (9)	TBD	ESPN/AXSTV
Sat., Nov. 29	Alabama State at UTAH (9)	4 or 7:00 PM	Pac-12
	Colgate at ARIZONA STATE	4 or 7:00 PM	Pac-12
	TBD vs WASHINGTON STATE (11)	TBD	TBD
Sun., Nov. 30	Lipscomb at COLORADO	11:00 AM	Pac-12
	CALIFORNIA at Fresno State	3:00 PM	CBSSN
	Portland State at OREGON	5:00 PM	Pac-12
	STANFORD at DePaul	11:30 AM	FOX Sports 1
	TBD vs WASHINGTON (12)	TBD	ESPN2/U/3
	USC at New Mexico	1:00 PM	CBSSN
Tues., Dec. 2	Gardner-Webb at ARIZONA	6:00 PM	Pac-12
Wed., Dec. 3	UNLV at ARIZONA STATE	5:00 PM	Pac-12
	Montana at CALIFORNIA	7:00 PM	Pac-12
	San Francisco at COLORADO	7:00 PM	Pac-12
	Idaho at WASHINGTON STATE	7:00 PM	Pac-12
	Concordia (Ore.) at OREGON	7:00 PM	Pac-12
	Loyola Marymount at USC	7:00 PM	Pac-12
	Wichita State at UTAH	8:00 PM	ESPN2
	Cal State Fullerton at UCLA	9:00 PM	Pac-12
	Mississippi Valley State at OREGON STATE	9:00 PM	Pac-12
Sat., Dec. 6	UTSA at WASHINGTON STATE	12:00 PM	Pac-12
	Gonzaga at ARIZONA	2:15 PM	ESPN
	OREGON STATE at Portland	7:00 PM	Pac-12
	ARIZONA STATE at Texas A&M	9:00 AM	SEC Network
Sun., Dec. 7	CALIFORNIA at Nevada	1:00 PM	CBSSN
	Ole Miss at OREGON	1:00 PM	FOX Sports 1
	Utah State at USC	2:00 PM	Pac-12
	San Diego at UCLA	4:00 PM	Pac-12
	San Diego State at WASHINGTON	6:00 PM	Pac-12
	COLORADO at Georgia	9:00 AM	SEC Network
Tues., Dec. 9	Utah Valley at ARIZONA	6:00 PM	Pac-12
Wed., Dec. 10	Colorado State at COLORADO	6:00 PM	Pac-12
	UTAH at Brigham Young	6:00 PM	ESPNU
	Wyoming at CALIFORNIA	8:00 PM	Pac-12
	UC Riverside at UCLA	8:00 PM	Pac-12
	WASHINGTON STATE vs Gonzaga	8:00 PM	ESPNU



**Langston Morris-Walker, Oregon State**

# PAC-12 COMPOSITE SCHEDULE



Sat., Dec. 13	Pepperdine at ARIZONA STATE UTAH vs Kansas (13) Mississippi State at OREGON STATE Michigan at ARIZONA Denver at STANFORD WASHINGTON STATE at Santa Clara Northern Colorado at COLORADO Princeton at CALIFORNIA Gonzaga at UCLA Army at USC OREGON at Illinois (14)	11:00 AM 12:15 PM 1:00 PM 2:15 PM 3:00 PM 7:00 PM 3:00 PM 5:30 PM 7:00 PM 7:30 PM 4:00 PM	Pac-12 ESPN Pac-12 ESPN Pac-12 Pac-12 Pac-12 Pac-12 ESPN2 Pac-12 BTN Pac-12	Sat., Jan. 17	OREGON at WASHINGTON STATE COLORADO at ARIZONA STATE UTAH at ARIZONA OREGON STATE at WASHINGTON STATE Connecticut at STANFORD OREGON at WASHINGTON	8:00 PM 1:30 PM 4:00 PM 6:00 PM 6:00 PM 5:30 PM	Pac-12 Pac-12 Pac-12 Pac-12 ESPN2 ESPNU
Sun., Dec. 14	Eastern Washington at WASHINGTON	5:00 PM	Pac-12	Sun., Jan. 18	WASHINGTON STATE at UTAH ARIZONA at STANFORD UCLA at OREGON STATE WASHINGTON at COLORADO USC at OREGON ARIZONA STATE at CALIFORNIA	6:00 PM 6:00 PM 6:00 PM 6:30 PM 8:00 PM 8:00 PM	Pac-12 ESPN2 Pac-12 FOX Sports 1 Pac-12 Pac-12
Mon., Dec. 15	Grambling State at OREGON STATE	7:00 PM	Pac-12	Sat., Jan. 24	UCLA at OREGON USC at OREGON STATE WASHINGTON STATE at COLORADO ARIZONA at CALIFORNIA ARIZONA STATE at STANFORD	1:00 PM 3:00 PM 5:00 PM 7:30 PM 9:00 PM	CBS Pac-12 Pac-12 Pac-12 ESPNU
Tues., Dec. 16	Oakland at ARIZONA ARIZONA STATE at Marquette	6:00 PM 6:00 PM	Pac-12 FOX Sports 1	Sun., Jan. 25	WASHINGTON at UTAH	5:30 PM	ESPNU
Wed., Dec. 17	Loyola Marymount at STANFORD Cal State Northridge at OREGON Grambling State at WASHINGTON	6:00 PM 8:00 PM 8:00 PM	Pac-12 Pac-12 Pac-12	Wed., Jan. 28	OREGON STATE at ARIZONA STATE OREGON at ARIZONA STANFORD at WASHINGTON	5:00 PM 7:00 PM 8:00 PM	Pac-12 Pac-12 ESPNU
Thurs., Dec. 18	DePaul at OREGON STATE	7:00 PM	Pac-12	Thurs., Jan. 29	COLORADO at USC UTAH at UCLA CALIFORNIA at WASHINGTON STATE OREGON at ARIZONA STATE OREGON STATE at ARIZONA	6:30 PM 7:00 PM 8:00 PM 5:00 PM 7:00 PM	FOX Sports 1 ESPN2 Pac-12 Pac-12 Pac-12
Fri., Dec. 19	ARIZONA at UTEP Eastern Washington at CALIFORNIA Delaware State at OREGON	8:00 PM 7:00 PM 12:00 PM	FOX Sports 1 Pac-12 Pac-12	Fri., Jan. 30	OREGON STATE at ARIZONA STATE OREGON STATE at ARIZONA OREGON STATE at ARIZONA	5:00 PM 7:00 PM 7:00 PM	Pac-12 Pac-12 Pac-12
Sat., Dec. 20	Kentucky vs UCLA (15) Oklahoma vs WASHINGTON (16) Lehigh at ARIZONA STATE STANFORD at Brigham Young UTAH vs UNLV (16)	12:30 PM 6:00 PM 6:00 PM 8:00 PM 8:30 PM	CBS ESPNU Pac-12 ESPNU ESPN2	Sat., Jan. 31	STANFORD at WASHINGTON STATE COLORADO at UCLA	5:00 PM 7:30 PM	Pac-12 Pac-12
Sun., Dec. 21	USC at Boston College San Jose State at WASHINGTON STATE OREGON STATE at Quinnipiac	1:00 PM 4:00 PM 10:00 AM	ESPNU Pac-12	Sun., Feb. 1	UTAH at USC CALIFORNIA at WASHINGTON	11:30 AM 12:00 PM	ESPNU Pac-12
Mon., Dec. 22	Wisconsin at CALIFORNIA UC Santa Barbara at OREGON Tulane at WASHINGTON DePaul vs COLORADO (17)	6:00 PM 6:00 PM 8:00 PM 1:30 PM	ESPN2 Pac-12 Pac-12 ESPN	Wed., Feb. 4	WASHINGTON at OREGON UCLA at STANFORD WASHINGTON STATE at OREGON STATE USC at CALIFORNIA	6:00 PM 6:00 PM 7:00 PM 8:00 PM	ESPN2 ESPN/ESPN2 Pac-12 FOX Sports 1
Tues., Dec. 23	STANFORD at Texas Detroit at ARIZONA STATE South Dakota State at UTAH ARIZONA at UNLV Ohio or George Washington vs COLORADO (17)	4:00 PM 12:00 PM 6:00 PM 7:00 PM TBD	ESPN2 Pac-12 Pac-12 CBSSN ESPNU	Sat., Feb. 7	ARIZONA at ARIZONA STATE UCLA at CALIFORNIA UTAH at COLORADO	1:30 PM 5:00 PM 7:00 PM	FOX Pac-12 Pac-12
Thurs., Dec. 25	TBD vs COLORADO (17)	TBD	ESPN2/U/3	Sun., Feb. 8	WASHINGTON at OREGON STATE WASHINGTON STATE at OREGON USC at STANFORD	1:30 PM 4:00 PM 5:30 PM	FOX Sports 1 Pac-12 ESPNU
Sun., Dec. 28	Harvard at ARIZONA STATE UC Davis at WASHINGTON STATE Stony Brook at WASHINGTON UCLA at Alabama CSU Bakersfield at CALIFORNIA	11:00 AM 3:00 PM 5:00 PM 3:30 PM 7:00 PM	Pac-12 Pac-12 Pac-12 ESPNU Pac-12	Wed., Feb. 11	OREGON at USC OREGON STATE at UCLA	6:00 PM 7:00 PM	ESPN2 Pac-12
Mon., Dec. 29	Arkansas-Pine Bluff at STANFORD UC Irvine at OREGON	8:00 PM 8:00 PM	Pac-12 Pac-12	Thurs., Feb. 12	STANFORD at UTAH CALIFORNIA at COLORADO ARIZONA at WASHINGTON ARIZONA STATE at WASHINGTON STATE	6:00 PM 6:00 PM 6:00 PM 8:00 PM	Pac-12 FOX Sports 1 ESPN Pac-12
Tues., Dec. 30	UC Santa Barbara at OREGON STATE Carroll (Montana) at UTAH Vermont at USC	6:30 PM 6:30 PM 8:30 PM	Pac-12 Pac-12 Pac-12	Sat., Feb. 14	OREGON at UCLA OREGON STATE at USC STANFORD at COLORADO ARIZONA STATE at WASHINGTON ARIZONA at WASHINGTON STATE CALIFORNIA at UTAH	12:00 PM 2:00 PM 1:00 PM 2:30 PM 3:30 PM 5:30 PM	FOX/FS1 Pac-12 FOX Sports 1 Pac-12 FOX Sports 1 ESPNU
Fri., Jan. 2	WASHINGTON STATE at STANFORD WASHINGTON at CALIFORNIA UCLA at COLORADO USC at UTAH	12:00 PM 7:00 PM 7:00 PM 7:00 PM	Pac-12 Pac-12 FOX Sports 1 ESPNU	Wed., Feb. 18	UCLA at ARIZONA STATE COLORADO at OREGON USC at ARIZONA UTAH at OREGON STATE CALIFORNIA at STANFORD UCLA at ARIZONA COLORADO at OREGON STATE UTAH at OREGON WASHINGTON at WASHINGTON STATE USC at ARIZONA STATE	6:00 PM 8:00 PM 6:00 PM 8:00 PM 3:30 PM 6:00 PM 8:00 PM 12:00 PM 5:30 PM 5:30 PM	ESPN2 ESPNU Pac-12 Pac-12 Pac-12 ESPN Pac-12 FOX Sports 1 ESPNU Pac-12
Sat., Jan. 3	OREGON STATE at OREGON	TBD	ESPNU	Thurs., Feb. 19	UTAH at OREGON STATE CALIFORNIA at STANFORD UCLA at ARIZONA COLORADO at OREGON STATE UTAH at OREGON WASHINGTON at WASHINGTON STATE USC at ARIZONA STATE	6:00 PM 8:00 PM 6:00 PM 8:00 PM 8:00 PM 5:30 PM 5:30 PM	ESPN2 ESPNU Pac-12 Pac-12 Pac-12 ESPNU Pac-12
Sun., Jan. 4	USC at COLORADO UCLA at UTAH WASHINGTON STATE at CALIFORNIA ARIZONA STATE at ARIZONA WASHINGTON at STANFORD	11:00 AM 1:00 PM 3:00 PM 4:00 PM 7:00 PM	Pac-12 Pac-12 Pac-12 FOX Sports 1 ESPNU	Sat., Feb. 21	WASHINGTON STATE at USC WASHINGTON STATE at UCLA OREGON at CALIFORNIA ARIZONA at COLORADO ARIZONA STATE at UTAH OREGON STATE at STANFORD WASHINGTON at USC ARIZONA at UTAH OREGON STATE at CALIFORNIA ARIZONA STATE at CALIFORNIA OREGON at STANFORD ARIZONA STATE at COLORADO OREGON at STANFORD ARIZONA STATE at COLORADO WASHINGTON STATE at UCLA	6:00 PM 8:00 PM 6:00 PM 6:00 PM 7:00 PM 8:00 PM 7:30 PM TBD 12:00 PM 4:00 PM 5:30 PM 6:30 PM	ESPN2 ESPNU Pac-12 FOX Sports 1 ESPNU
Wed., Jan. 7	COLORADO at UTAH CALIFORNIA at USC	6:00 PM 8:00 PM	ESPN2 ESPNU	Sun., Feb. 22	WASHINGTON STATE at WASHINGTON STATE USC at ARIZONA STATE	12:00 PM 5:30 PM 5:30 PM	FOX Sports 1 ESPNU Pac-12
Thurs., Jan. 8	ARIZONA STATE at OREGON STATE STANFORD at UCLA ARIZONA at OREGON WASHINGTON STATE at WASHINGTON ARIZONA STATE at OREGON	6:00 PM 6:00 PM 7:00 PM 12:00 PM 2:00 PM	FOX Sports 1 ESPN/ESPN2 Pac-12 Pac-12 Pac-12	Wed., Feb. 25	WASHINGTON STATE at USC WASHINGTON STATE at UCLA OREGON at CALIFORNIA ARIZONA at COLORADO ARIZONA STATE at UTAH OREGON STATE at STANFORD WASHINGTON at USC ARIZONA at UTAH OREGON STATE at CALIFORNIA ARIZONA STATE at COLORADO OREGON at STANFORD ARIZONA STATE at COLORADO WASHINGTON STATE at UCLA	7:00 PM 8:00 PM 8:00 PM 6:00 PM 7:30 PM 8:00 PM 7:30 PM TBD 8:00 PM 4:00 PM 5:30 PM 6:30 PM	Pac-12 ESPN2 ESPNU ESPN/ESPN2 FOX Sports 1 Pac-12 Pac-12 ESPN2 ESPNU FOX Sports 1 ESPNU FOX Sports 1
Sat., Jan. 10	WASHINGTON STATE at WASHINGTON ARIZONA STATE at OREGON	12:00 PM 2:00 PM	Pac-12 Pac-12	Thurs., Feb. 26	ARIZONA STATE at WASHINGTON STATE ARIZONA STATE at UTAH OREGON STATE at STANFORD WASHINGTON at USC ARIZONA at UTAH OREGON STATE at CALIFORNIA ARIZONA STATE at COLORADO OREGON at STANFORD ARIZONA STATE at COLORADO WASHINGTON STATE at UCLA	6:00 PM 7:30 PM 8:00 PM 7:30 PM 8:00 PM 7:30 PM TBD 12:00 PM 4:00 PM 5:30 PM 6:30 PM	ESPNU FOX Sports 1 Pac-12 Pac-12 ESPNU FOX Sports 1 Pac-12 Pac-12 FOX Sports 1 ESPNU FOX Sports 1
Sun., Jan. 11	CALIFORNIA at UCLA ARIZONA at OREGON STATE STANFORD at USC	4:30 PM 7:00 PM 7:00 PM	FOX Sports 1 FOX Sports 1 ESPNU	Sat., Feb. 28	WASHINGTON STATE at WASHINGTON STATE OREGON STATE at CALIFORNIA ARIZONA STATE at COLORADO OREGON at STANFORD ARIZONA STATE at COLORADO WASHINGTON STATE at UCLA	6:00 PM 7:30 PM TBD 12:00 PM 4:00 PM 5:30 PM 6:30 PM	ESPNU FOX Sports 1 Pac-12 Pac-12 FOX Sports 1 ESPNU FOX Sports 1
Wed., Jan. 14	UCLA at USC STANFORD at CALIFORNIA	6:00 PM 8:00 PM	ESPN2 ESPNU	Sun., Mar. 1	OREGON STATE at CALIFORNIA OREGON at STANFORD ARIZONA STATE at COLORADO WASHINGTON STATE at UCLA	12:00 PM 4:00 PM 5:30 PM 6:30 PM	Pac-12 FOX Sports 1 ESPNU FOX Sports 1
Thurs., Jan. 15	COLORADO at ARIZONA OREGON STATE at WASHINGTON UTAH at ARIZONA STATE	6:00 PM 6:00 PM 7:00 PM	ESPN/ESPN2 Pac-12 FOX Sports 1				

Wed., Mar. 4	USC at UCLA	6:00 PM	ESPN2
	OREGON at OREGON STATE	8:00 PM	ESPNU
Thurs., Mar. 5	CALIFORNIA at ARIZONA	6:00 PM	ESPN/ESPN2
	COLORADO at WASHINGTON	6:00 PM	FOX Sports 1
	STANFORD at ARIZONA STATE	8:00 PM	FOX Sports 1
	UTAH at WASHINGTON STATE	8:00 PM	ESPNU
Sat., Mar. 7	CALIFORNIA at ARIZONA STATE	11:30 AM	Pac-12
	STANFORD at ARIZONA	1:00 PM	CBS
	UTAH at WASHINGTON	1:30 PM	Pac-12
	COLORADO at WASHINGTON STATE	3:30 PM	Pac-12
<b>Mar. 11-14</b>	<b>Pac-12 Men's Basketball Tournament</b>		
	<b>MGM Grand Garden Arena, Las Vegas, Nev.</b>		
Wed., Mar. 11	Pac-12 Tournament - First Round	12:00 PM	Pac-12
	Pac-12 Tournament - First Round	2:30 PM	Pac-12
	Pac-12 Tournament - First Round	6:00 PM	Pac-12
	Pac-12 Tournament - First Round	8:30 PM	Pac-12
Thurs., Mar. 12	Pac-12 Tournament - Quarterfinals	12:00 PM	Pac-12
	Pac-12 Tournament - Quarterfinals	2:30 PM	Pac-12
	Pac-12 Tournament - Quarterfinals	6:00 PM	Pac-12
	Pac-12 Tournament - Quarterfinals	8:30 PM	ESPN TBD
Fri., Mar. 13	Pac-12 Tournament - Semifinals	6:00 PM	Pac-12
	Pac-12 Tournament - Semifinals	8:30 PM	ESPN TBD
Sat., Mar. 14	Pac-12 Championship	8:00 PM	ESPN

**In-Season Tournament and Neutral Sites:**

- (1) 2K Sports Classic, New York, N.Y. (Madison Square Garden)
- (2) Gildan Charleston Classic, Charleston, S.C. (TD Arena)
- (3) Coaches vs. Cancer Classic, Brooklyn, N.Y. (Barclays Center)
- (4) Seattle, Wash. (KeyArena)
- (5) EA Sports Maui Invitational, Lahaina, Maui (Lahaina Civic Center)
- (6) CBE Classic, Kansas City, Mo. (Sprint Center)
- (7) MGM Grand Main Event in Las Vegas, Nev. (MGM Grand Garden Arena)
- (8) Legends Classic in Brooklyn, NY (Barclays Center)
- (9) Battle 4 Atlantis, Paradise Island, Nassau, Bahamas
- (10) Utah Thanksgiving Tournament, Salt Lake City, Utah (Huntsman Center)
- (11) Great Alaska Shootout, Anchorage, Alaska (Alaska Airlines Center)
- (12) Wooden Legacy in Anaheim, Calif. (Titan Gym/Honda Center)
- (13) Kansas City, Mo. (Sprint Center)
- (14) Chicago, Ill. (United Center)
- (15) CBS Sports Classic, Chicago, Ill. (United Center)
- (16) MGM Grand Showcase, Las Vegas, Nev. (MGM Grand Garden Arena)
- (17) Diamond Head Classic in Honolulu, Hawai'i (Stan Sheriff Center)

*All times listed are pacific time zone.*



**2015 NCAA TOURNAMENT**

**FIRST ROUND**

**Tuesday, March 17 & Wednesday, March 18:**

Dayton Arena, Dayton, Ohio  
(University of Dayton, host)

**SECOND & THIRD ROUNDS**

**Thursday, March 19 & Saturday, March 21:**

Veterans Memorial Arena, Jacksonville, Fla.  
(Jacksonville, host)

KFC Yum! Center, Louisville, Ky.  
(Louisville, host)

CONSOL Energy Center, Pittsburgh, Pa.  
(Duquesne, host)

Moda Center, Portland, Ore.  
(Oregon, host)

**Friday, March 20 & Sunday, March 22:**

Time Warner Cable Arena, Charlotte, N.C.  
(North Carolina at Charlotte, host)

Nationwide Arena, Columbus, Ohio  
(Ohio State, host)

CenturyLink Center, Omaha, Neb.  
(Creighton, host)

KeyArena, Seattle, Wash.  
(Washington, host)

**REGIONALS**

**Thursday, March 26 & Saturday, March 28:**

Quicken Loans Arena, Cleveland  
(Mid-American Conference, host)

Staples Center, Los Angeles  
(Pepperdine, host)

**Friday, March 27 & Sunday, March 29:**

NRG Stadium, Houston  
(Rice and Houston, hosts)

Carrier Dome, Syracuse, N.Y.  
(Syracuse, host)

**FINAL FOUR**

**Saturday, April 4 and Monday, April 6:**

Lucas Oil Stadium, Indianapolis, Ind.  
(Butler, IUPUI, Horizon League, hosts)

Information: [www.ncaasports.com](http://www.ncaasports.com)

**Future Final Four Sites**

2016 NRG Stadium, Houston (April 2 & 4)



**Nikola Jovanovic, USC**



***UCLA's Lew Alcindor (Kareem Abdul-Jabbar) and Bill Walton flank John Wooden - arguably two of the greatest college players and coach ever.***

Then came UCLA and its unlikely-to-ever-be-duplicated-again feat of seven consecutive NCAA Championships (11 overall), which was engineered by the great John Wooden – “The Wizard of Westwood.” The Bruins actually won a pair of titles in 1964 and '65, then began their streak in 1967 (Alcindor's first season). A loss to North Carolina State in the 1974 Finals ended the streak, but UCLA came back the following season to defeat Kentucky for its 10th title in 12 years.

After UCLA captured the school's 11th title in 1995 with a victory over Arkansas, the Arizona Wildcats became the sixth Pac-12 team to capture the league's 16th men's basketball championship in 1997. The Wildcats became the first team in the history of the tournament to defeat three number one seeds (Kansas, North Carolina and Kentucky) en route to the title.



***Arizona State's James Harden is one of four former Pac-12 players to play for Team USA in the 2012 London Olympics.***

With 16 NCAA Championships (by six different schools) under its belt, it's easy to see why Pac-12 Basketball has as rich and as storied a tradition of hoop excellence as any Conference – if not more so.

Some of the best ever to play the game have passed through this league – Jason Kidd, Gary Payton, Kareem Abdul-Jabbar (Lew Alcindor), Bill Walton, Hank Luisetti, Sidney Wicks, Bob Houbregs, Jack Gardner. The same is true on the coaching side – John Wooden, Slats Gill, Ralph Miller, Pete Newell, Marv Harshman, Everett Dean, Lute Olson.

The “Conference of Champions” has claimed a record 16 NCAA Tournament titles, 38 NCAA Final Four Appearances, 91 consensus All-Americans, 17 National Players of the Year, 25 Naismith Memorial Basketball Hall of Fame members . . . well, you get the picture.


Pac-12 Basketball began 99 years ago with the formation of the Pacific Coast Conference. California won the first title in 1916 with a 5-3 record, ahead of competitors Oregon State (5-3) and Washington (2-6). That season also produced the league's first All-American, Ade Sieberts of Oregon State. Six teams competed the following year, and Washington State's 8-1 mark stood above the others.

With the expansion of the PCC to eight teams in 1922, the league was split into north and south divisions, with the divisional champions meeting in a playoff. Idaho defeated California in the first playoff and produced the Conference's fifth All-American in eight seasons in Al Fox.

The NCAA Tournament became a reality with the 1939 season, and a Pac-12 (PCC) team was the first to win it, as Oregon defeated Texas, Oklahoma and Ohio State en route to the title in Evanston, Ill. USC was in the Final Four the next year, while Washington State advanced to the title game in 1941, but fell to Wisconsin by five, 39-34. Stanford claimed the NCAA crown the following year with a 53-38 win over Dartmouth. Utah, which joined the Pac-12 in 2011, captured the 1944 NCAA title with a 42-40 overtime victory over Dartmouth.

Pete Newell's California Golden Bears won the 1959 NCAA title with a win over West Virginia, and were runners-up to Ohio State the following season.

In recent years, the Pac-12 has enjoyed a large amount of success – as evidenced by NCAA “Sweet 16” appearances in 24 of the past 27 seasons, at least half its teams in postseason play in 24 of the last 26 seasons, 12 national and freshman players of the year in the last 25 seasons and a couple of NIT pre- and postseason titles, just to name a few of the accolades – giving the Pac-12 the right to proudly be referred to as “The Conference of Champions.”



***Oregon State's Gary Payton was one of college basketball's most dominant players in the mid-1980's. He was inducted into the Basketball Hall of Fame in 2013.***

## **THIS IS PAC-12 BASKETBALL ...**

- 16 NCAA titles - more than any other conference.
- Since 2008, the Pac-12 has had 29 players drafted in the first round of the NBA. Over the last seven NBA Drafts a total of 48 Pac-12 players have been selected representing 11 of the Conference's 12 member institutions.
- Four former Pac-12 players on Team USA that won Gold at the 2012 London Olympics. Four former players on the 2014 Team USA squad that won Gold at the 2014 FIBA World Championships.







► Colorado's Josh Scott is the top returning scorer and one of four starters coming back in 2014-15 for the Buffs.

► California's David Kravish broke his own school record for blocked shots in a season and looks to swat more for the Golden Bears in 2014-15.



► Delon Wright returns for his senior year with the Utes after leading the team in scoring and assists last season.





**WILDCAT FACTS**

**Location:** Tucson, AZ 85721  
**Founded/Enrollment:** 1885/40,200  
**Colors:** Cardinal & Navy  
 (Pantone® 200/281)  
**Joined Pac-12:** 1978-79  
**All-time record:** 1,645-900-1 (109 seasons)  
**President:** Dr. Ann Weaver Hart  
**Faculty Rep:** Jory Hancock  
**Athletic Director:** Greg Byrne  
**SWA:** Erika Barnes

**Head Coach:** Sean Miller (Pittsburgh, '92)  
**Career Record:** 249-95 (10 years)  
**Arizona Record:** 129-48 (5 years)  
**Pac-12 Record:** 63-27 (5 years)  
**Office:** (520) 621-4813  
**Fax:** (520) 621-2202

**Associate Head Coach:** Joe Pasternack  
**Assistant Coaches:** Emanuel Richardson, Damon Stoudamire

**Basketball SID:** Cory Walton  
**E-mail:** corywalton@email.arizona.edu  
**Office:** (520) 621-4163  
**Cell:** (765) 337-2063

**Local Radio:** KCUB (1290 AM)

**Home Court:** McKale Center  
 (14,545/1973)  
**Record in McKale:** 520-102 (41 years)  
**Press Row Phone:** (520) 621-4334  
**Press Will-Call:** Northeast entrance  
**Press Row Location:** Courtside across from benches, baselines, Sect. 24

**RECORD HOLDERS**

**POINTS**  
**Career:** 2555 – Sean Elliott, 1986-89  
**Season:** 848 – Khalid Reeves, 1994  
**Game:** 46 – Ernie McCray vs. CSLA, 2/6/60

**THREE-POINT FIELD GOALS**  
**Career:** 342 – Salim Stoudamire, 2002-05  
**Season:** 120 – Salim Stoudamire, 2005  
**Game:** 9 – Salim Stoudamire vs. Oregon State, 2/20/05

**REBOUNDS**  
**Career:** 1190 – Al Fleming, 1973-76  
**Season:** 375 – Jordan Hill, 2009  
**Game:** 26 – Bill Reeves vs. UCSB, 2/1/56  
 Joe Skaisgir vs. CSLA, 1/31/62

**ASSISTS**  
**Career:** 810 – Russell Brown, 1978-81  
**Season:** 247 – Russell Brown, 1979  
**Game:** 19 – Russell Brown vs. Grand Canyon, 12/8/79

**STEALS**  
**Career:** 245 – Jason Terry, 1996-99  
**Season:** 85 – Jason Terry, 1997  
**Game:** 9 – Bennett Davison vs. Stanford, 2/28/98

**BLOCKED SHOTS**  
**Career:** 278 – Anthony Cook, 1986-89  
**Season:** 102 – Loren Woods, 2000  
**Game:** 14 – Loren Woods vs. Oregon, 2/3/00

**ARIZONA NUMERICAL ROSTER**

No.	Name	Pos.	Ht.	Wt.	Yr.	Exp.	Hometown/Last School
0	Parker Jackson-Cartwright	G	5-8	150	Fr.	HS	Los Angeles, Calif./Sierra Canyon HS
1	Gabe York	G	6-3	180	Jr.	2L	West Covina, Calif./Orange Lutheran HS
3	Craig Victor	F	6-7	205	Fr.	HS	New Orleans, La./Findlay Prep
4	<b>T.J. McConnell</b>	G	6-1	195	Sr.*	1L	Pittsburgh, Pa./Duquesne
5	Stanley Johnson	F	6-6	225	Fr.	HS	Fullerton, Calif./Mater Dei HS
12	Ryan Anderson	F	6-9	216	Sr.	TR	Lakewood, Calif./Boston College
14	Dusan Ristic	C	7-0	240	Fr.	HS	Novi Sad, Serbia/Sunrise Christian Academy
20	Kadeem Allen	G	6-3	180	Jr.	TR	Wilmington, N.C./Hutchinson CC
21	<b>Brandon Ashley</b>	F	6-8	230	Jr.	2L	San Francisco, Calif./Findlay Prep
23	Rondae Hollis-Jefferson	F	6-7	215	So.	1L	Chester, Pa./Chester HS
24	Elliott Pitts	G	6-5	180	So.	1L	Dublin, Calif./De La Salle HS
31	Matt Korcheck	F	6-10	230	Sr.*	1L	Tucson, Ariz./Cochise College
35	<b>Kaleb Tarczewski</b>	C	7-0	235	Jr.	2L	Claremont, N.H./St. Mark's School
44	Trey Mason	G	6-2	185	So.	1L	Los Angeles, Calif./Loyola HS
50	Jacob Hazzard	G	6-0	160	Jr.	2L	Los Angeles, Calif./Loyola HS
55	Drew Mellon	F	6-6	205	Sr.	3L	Santa Ana, Calif./Mater Dei HS

\* - Has used redshirt year. Returning starter in **bold**.



**HEAD COACH - SEAN MILLER**

- Earned his second Pac-10/12 Coach of the Year honor in 2014 after he led Arizona to its 13th regular-season title, a No. 1 seed in the NCAA Tournament and the second-best single-season win total in school history with 33 W's.
- Has guided a team to the NCAA Tournament in seven of his 10 years of head coaching, with five Sweet 16 and three Elite Eight appearances.
- Prior to Arizona, coached Xavier to three straight Atlantic-10 Conference regular season championships while compiling a 120-47 (.719) record in five seasons.
- In 2007-08, set a record for most victories in a season at Xavier, 30, earning Atlantic-10 Conference Coach of the Year honors.

**MILLER YEAR-BY-YEAR**

Year	School
2004-05	Xavier
2005-06	Xavier
2006-07	Xavier
2007-09	Xavier
2008-09	Xavier
<i>Xavier totals (5 years)</i>	
2009-10	Arizona
2010-11	Arizona
2011-12	Arizona
2012-13	Arizona
2013-14	Arizona
<i>Arizona totals (5 years)</i>	
<b>Career totals (10 years)</b>	

ALL W-L	CONFERENCE W-L	Fin.	Conf.	POSTSEASON		Other
				NCAA	Other	
17-12	10-6	T2nd	A-10			
21-11	8-8	T7th	A-10	0-1		
25-9	13-3	T1st	A-10	1-1		
30-7	14-2	1st	A-10	3-1		
27-8	12-4	1st	A-10	2-1		
<i>120-47 (.719)</i>		<i>57-23 (.713)</i>		<i>6-4 (.600)</i>		<i>0-0</i>
16-15	10-8	4th	Pac-10			
30-8	14-4	1st	Pac-10	3-1		
23-12	12-6	4th	Pac-12		0-1 (NIT)	
27-8	12-6	T2nd	Pac-12	2-1		
33-5	15-3	1st	Pac-12	3-1		
<i>129-48 (.729)</i>		<i>63-27 (.700)</i>		<i>8-3 (.727)</i>		<i>0-1</i>
<b>249-95 (.724)</b>		<b>120-50 (.706)</b>		<b>14-7 (.667)</b>		<b>0-1</b>



2014-15 SCHEDULE

November

Table with columns for date, opponent, time, and broadcast info for November games.

December

Table with columns for date, opponent, time, and broadcast info for December games.

January

Table with columns for date, opponent, time, and broadcast info for January games.

February

Table with columns for date, opponent, time, and broadcast info for February games.

March

Table with columns for date, opponent, time, and broadcast info for March games.

- (1) EA Sports Maui Invitational, Lahaina, Maui (Lahaina Civic Center)
(2) ESPN Game Day
(3) Las Vegas, Nev. (MGM Grand Garden Arena)

\* Pac-12 game
Game times local to site.

2013-14 RESULTS (33-5, 15-3)

Table of 2013-14 game results with columns for date, opponent, result, and score.

- (1) NIT Season Tip Off, Tucson, Ariz.
(2) NIT Season Tip Off, New York, N.Y. (Madison Square Garden)
(3) Pac-12 Tournament, Las Vegas, Nev. (MGM Grand Garden Arena)
(4) NCAA Tournament, San Diego, Calif. (Viejas Arena)
(5) NCAA Tournament, Anaheim, Calif. (Honda Center)
\* Pac-12 Conference Game. Rankings listed are AP.

RECENT FINISHES

Table of recent finishes with columns for Year, CONF. W-L, Fin., ALL W-L, and Post.

- \* - Pac-10 Tournament Champion
# - NCAA Champion
+ - NCAA runner-up
^ - NCAA Final Four

2013-14 ARIZONA STATISTICS (Overall: 33-5, Pac-12: 15-3/1st)

Large table of 2013-14 Arizona statistics including Player, GP-GS, Min/Avg, FG-A, Pct, 3-PTS, FT-A, Pct, REBOUNDS, PF-FO, A, TO, Blk, Stl, Pts, Avg.

**SUN DEVIL FACTS**

**Location:** Tempe, AZ 85287-2505  
**Founded/Enrollment:** 1885/73,373  
**Colors:** Maroon & Gold (Pantone® 208/123)  
**Joined Pac-12:** 1978-79  
**All-time Record:** 1,283-1,155 (102 years)

**President:** Dr. Michael Crow  
**Faculty Rep:** Jeffrey Wilson  
**Athletic Director:** Ray Anderson  
**SWA:** Dawn Rogers

**Head Coach:** Herb Sendek (Carnegie-Mellon, '85)  
**Career Record:** 395-219 (21 years)  
**ASU Record:** 141-121 (8 years)  
**Pac-12 Record:** 63-81 (8 years)  
**Office:** (480) 965-3261  
**Fax:** (480) 965-9082

**Assistant Coaches:** Larry Greer, Stan Johnson, Barret Peery

**Basketball SID:** Doug Tammara  
**E-Mail:** tammara@asu.edu  
**Office:** (480) 965-5799  
**Cell:** (480) 734-7795

**Local Radio:** KTAR (620 AM)

**Home Court:** Wells Fargo Arena (10,734/1974)  
**Record in WFA:** 390-181 (36 years)  
**Press Row Phone:** (480) 965-7274/4778  
**Press Will-Call:** Ticket office, west side  
**Press Row Location:** Courtside and above opponent bench

**RECORD HOLDERS**

**POINTS**  
**Career:** 2044 – Eddie House, 1997-2000  
**Season:** 736 – Eddie House, 2000  
**Game:** 61 – Eddie House vs. Cal, 1/8/00

**THREE-POINT FIELD GOALS**  
**Career:** 323 – Stevin Smith, 1991-94  
**Season:** 113 – Stevin Smith, 1993  
**Game:** 10 – Twice. Last, Stevin Smith vs. Oregon State, 1/27/94

**REBOUNDS**  
**Career:** 1022 – Tony Cerkenik, 1960-63  
**Season:** 415 – Tony Cerkenik, 1961  
**Game:** 27 – Mark Landsberger vs. San Diego State, 12/3/76

**ASSISTS**  
**Career:** 551 – Derek Glasser, 2007-10  
**Season:** 294 – Ahlon Lewis, 1998  
**Game:** 16 – Ahlon Lewis vs. Northern Arizona, 12/23/97

**STEALS**  
**Career:** 258 – Eddie House, 1997-2000  
**Season:** 76 – Lafayette Lever, 1982  
**Game:** 8 – Four times. Last, Stevin Smith vs. Alaska-Anchorage, 1/2/93

**BLOCKED SHOTS**  
**Career:** 314 – Jordan Bachynski, 2011-14  
**Season:** 133 – Jordan Bachynski, 2013  
**Game:** 12 – Jordan Bachynski vs. Cal State Northridge, 12/8/12

**ARIZONA STATE NUMERICAL ROSTER**

No.	Name	Pos.	Ht.	Wt.	Yr.	Exp.	Hometown/Last School
0	Tra Holder	G	6-1	180	Fr.	HS	Los Angeles, Calif./Brentwood School
1	Roosevelt Scott	G	6-3	180	Jr.	TR	St. Paul, Minn./Indian Hills C.C.
2	Willie Atwood	F	6-8	210	Jr.	TR	Memphis, Tenn./Connors State
3	Chance Murray	G	6-3	190	So.	1L	Los Angeles, Calif./Price HS
4	Gerry Blakes	G	6-4	190	Jr.	TR	Los Angeles, Calif./San Bernardino HS
11	Savon Goodman	F	6-6	215	So.	TR	Philadelphia, Pa./UNLV
21	Eric Jacobsen	F	6-11	255	Jr.	2L	Chandler, Ariz./Hamilton HS
22	Austin Witherill	G	6-0	160	Fr.	HS	Gilbert, Ariz./Highland HS
24	Sai Tummala	F	6-6	218	Jr.	1L	Phoenix, Ariz./Salt Lake City C.C.
31	<b>Jonathan Gilling</b>	F	6-8	220	Sr.	3L	Rungsted Kyst, Denmark
32	Cameron Gilbert	F	6-10	240	Fr.	HS	Prescott, Ariz./Pinnacle HS
33	Bo Barnes	G	6-4	190	Sr.	2L	Scottsdale, Ariz./Hawaii
34	Corban Murphy	G	6-3	190	So.#	HS	Crystal Lake, Ill./Crystal Lake
40	<b>Shaquille McKissic</b>	F	6-4	200	Sr.	1L	Seattle, Wash./Edmonds C.C.
44	Kodi Justice	G	6-5	180	Fr.	HS	Mesa, Ariz./Dobson HS
55	Connor MacDougall	F-C	6-9	230	Fr.	HS	Tempe, Ariz./Corona del Sol HS

\* - Has used redshirt year. # - Walk-on. Returning starter in **bold**.



**HEAD COACH - HERB SENDEK**

- Named 2009-10 Pac-10 Coach of the Year after leading ASU to a 22-11 record and second-place finish, tying its best-ever finish in Pac-10 play. Led ASU to three-consecutive 20-win seasons (08-10) for the first time since 1961-63.
- In just his third season, he guided ASU to its most wins (25) in 30 years.
- Led N.C. State to five 20-win seasons and nine postseason appearances in 10 years. Took N.C. State to the NCAA Tournament the last five seasons.
- ACC Coach of the Year in 2003-04 after leading N.C. State to a 11-5 league record, the most wins in ACC play for the Wolfpack since 1974.
- Ten former assistants earned Division I head coaching jobs, including eight currently.

**SENDEK YEAR-BY-YEAR**

Year	School	ALL W-L	CONFERENCE W-L	Fin.	Conf.	POSTSEASON NCAA	Other
1993-94	Miami (Ohio)	19-11	12-6	2nd	MAC		0-1 (NIT)
1994-95	Miami (Ohio)	23-7	16-2	1st	MAC	1-1	
1995-96	Miami (Ohio)	21-8	12-6	3rd	MAC		0-1 (NIT)
<i>Miami (Ohio) totals (3 years)</i>		<i>63-26 (.708)</i>	<i>40-14 (.741)</i>			<i>1-1 (.500)</i>	<i>0-2 (.000)</i>
1996-97	North Carolina State	17-15	4-12	8th	ACC		1-1 (NIT)
1997-98	North Carolina State	17-15	5-11	8th	ACC		1-1 (NIT)
1998-99	North Carolina State	19-14	6-10	5th	ACC		1-1 (NIT)
1999-00	North Carolina State	20-14	6-10	6th	ACC		3-2 (NIT)
2000-01	North Carolina State	13-16	5-11	7th	ACC		
2001-02	North Carolina State	23-11	9-7	T3rd	ACC	1-1	
2002-03	North Carolina State	18-13	9-7	4th	ACC	0-1	
2003-04	North Carolina State	21-10	11-5	2nd	ACC	1-1	
2004-05	North Carolina State	21-14	7-9	6th	ACC	2-1	
2005-06	North Carolina State	22-10	10-6	4th	ACC	1-1	
<i>N.C. State totals (10 years)</i>		<i>191-132 (.591)</i>	<i>72-88 (.450)</i>			<i>5-5 (.500)</i>	<i>6-5 (.545)</i>
2006-07	Arizona State	8-22	2-16	10th	Pac-10		
2007-08	Arizona State	21-13	9-9	T5th	Pac-10		2-1 (NIT)
2008-09	Arizona State	25-10	11-7	T3rd	Pac-10	1-1	
2009-10	Arizona State	22-11	12-6	2nd	Pac-10		0-1
2010-11	Arizona State	12-19	4-14	10th	Pac-10		
2011-12	Arizona State	10-21	6-12	10th	Pac-12		
2012-13	Arizona State	22-13	9-9	T6th	Pac-12		1-1
2013-14	Arizona State	21-12	10-8	T5th	Pac-12	0-1	
<i>Arizona State totals (8 years)</i>		<i>141-121 (.538)</i>	<i>63-81 (.438)</i>			<i>1-2</i>	<i>3-3 (.500)</i>
<b>Career totals (21 years)</b>		<b>395-279 (.586)</b>	<b>175-183 (.488)</b>			<b>7-8 (.467)</b>	<b>9-10 (.473)</b>



2014-15 SCHEDULE

November

Table with 3 columns: Date, Opponent, Time/TV. Includes games like Chicago State, Bethune Cookman, Loyola Marymount, Maryland, Alabama or Iowa State, Colgate.

December

Table with 3 columns: Date, Opponent, Time/TV. Includes games like UNLV, Texas A&M, Pepperdine, Marquette, Lehigh, Detroit, Harvard.

January

Table with 3 columns: Date, Opponent, Time/TV. Includes games like Arizona, Oregon State, Oregon, Utah, Colorado, California, Stanford, Oregon State, Oregon.

February

Table with 3 columns: Date, Opponent, Time/TV. Includes games like Arizona, Washington State, Washington, UCLA, USC, Oregon State, Utah.

March

Table with 3 columns: Date, Opponent, Time/TV. Includes games like Colorado, Stanford, California, Pac-12 Tournament.

- (1) CBE Hall of Fame Classic, Tempe, Ariz. (Wells Fargo Arena)
(2) CBE Hall of Fame Classic, Kansas City, Mo. (Sprint Center)
(3) Las Vegas, Nev. (MGM Grand Garden Arena)

\* Pac-12 Game
Game times local to site.

2013-14 RESULTS (21-12, 10-8)

Table with 4 columns: Date, Opponent, Result, Score. Lists 33 games including UMBC, Miami (OH), Idaho State, UNLV, Bradley, Marquette, Creighton, Charleston, Miami, DePaul, Grambling, Texas Tech, UC Irvine, Washington, Washington State, USC, UCLA, Utah, Colorado, California, Stanford, Oregon State, Oregon, #2 Arizona, Colorado, Utah, Stanford, California, Oregon, Oregon State, Texas.

- (1) Wooden Legacy, Fullerton, Calif.
(2) Pac-12 Tournament, Las Vegas, Nev. (MGM Grand Garden Arena)
(3) NCAA First Round, Milwaukee, Wis.
\* Pac-12 Conference Game. Rankings listed are Associated Press.

RECENT FINISHES

Table with 5 columns: Year, W-L, Fin., W-L, Post. Shows performance from 78-79 to 13-14 across various conferences and tournaments.

! - NCAA Sweet Sixteen

2013-14 ARIZONA STATE STATISTICS (Overall: 21-12, Pac-12: 10-8/T-5th)

Large statistics table with columns: Player, GP-GS, Min/Avg, FG-A, Pct, 3-PTS, FT-A, Pct, REBOUNDS, PF-FO, A, TO, Blk, Stl, Pts, Avg. Lists stats for 20 players and team totals.

**GOLDEN BEAR FACTS**

**Location:** Berkeley, CA 94720  
**Founded/Enrollment:** 1868/35,409  
**Colors:** Blue & Gold (Pantone® 282/116)  
**Joined Pac-12:** 1915-16  
**All-time Record:** 1,479-1,110 (104 years)

**Chancellor:** Nicholas Dirks  
**Faculty Rep:** Bob Jacobsen  
**Interim Athletic Director:** H. Michael Williams  
**SWA:** Jenny Simon-O'Neill

**Head Coach:** Cuonzo Martin (Purdue '00)  
**Career Record:** 124-82 (6 years)  
**California Record:** First Year  
**Pac-12 Record:** First Year  
**Office:** (510) 642-0361  
**Fax:** (510) 642-6807

**Associate Head Coach:** Tracy Webster  
**Assistant Coaches:** Jon Harris, Yanni Hufnagel

**Basketball SID:** Doug Drabik  
**E-Mail:** ddrabik@berkeley.edu  
**Office:** (510) 642-3611  
**Cell:** (510) 517-9059

**Local Radio:** KGO (810 AM)

**Home Court:** Haas Pavilion (11,877/1999)  
**Record in Haas Pavilion/Harmon Gym:** 715-342 (74 years)  
**Press Row Phone:** (510) 642-3098  
**Press Will-Call:** East entrance  
**Press Row Locations:** East side of court

**RECORD HOLDERS**

**POINTS**  
**Career:** 1835 – Jerome Randle, 2007-10  
**Season:** 729 – Lamond Murray, 1994  
**Game:** 48 – Ed Gray vs. Wash. St., 2/22/97

**THREE-POINT FIELD GOALS**  
**Career:** 252 – Jerome Randle, 2007-10  
**Season:** 92 – Jerome Randle 2010  
**Game:** 9 – Joe Shipp vs. Fresno State, 12/11/01

**REBOUNDS**  
**Career:** 1019 – Bob McKeen, 1952-55  
**Season:** 382 – Ansley Truitt, 1972  
**Game:** 27 – Bob Presley vs. St. Mary's, 12/6/67

**ASSISTS**  
**Career:** 546 – Keith Smith, 1987-90  
**Season:** 272 – Jason Kidd, 1994  
**Game:** 18 – Jason Kidd vs. Stanford, 1/20/94

**STEALS**  
**Career:** 204 – Jason Kidd, 1993-94  
**Season:** 110 – Jason Kidd, 1993  
**Game:** 8 – Jason Kidd vs. Washington, 1/28/93; A.J. Diggs vs. Cleveland State, 11/30/02

**BLOCKED SHOTS**  
**Career:** 206 – Michael Stewart, 1994-97  
**Season:** 73 – David Kravish, 2014  
**Game:** 7 – Three times. Last, Michael Stewart vs. Stanford, 1/19/95

**CALIFORNIA NUMERICAL ROSTER**

No.	Name	Pos.	Ht.	Wt.	Yr.	Exp.	Hometown/Last School
1	Dwight Tarwater	F	6-6	230	Gr.	TR	Knoxville, Tenn./Cornell
2	Sam Singer	G	6-4	204	So.	1L	Miami, Fla./Ransom Everglades HS
3	<b>Tyrone Wallace</b>	G	6-5	200	Jr.	2L	Bakersfield, Calif./Bakersfield HS
10	Brandon Chauca	G	5-9	160	Fr.	HS	Alexandria, Va./22 Feet Academy
12	Roger Moute a Bidas	F	6-6	207	So.	1L	Yaounde, Cameroon/Notre Dame HS
14	Christian Behrens	F	6-8	226	Jr.*	2L	Maple Valley, Wash./Tahoma HS
22	Kingsley Okoroh	C	7-1	254	Fr.	HS	Derby, England/Westwind Prep
23	Jabari Bird	G	6-6	198	So.	1L	Richmond, Calif./Salesian HS
24	Jordan Mathews	G	6-3	205	So.	1L	San Francisco, Calif./Santa Monica HS
25	Nick Hamilton	G	6-4	185	Fr.	HS	Los Angeles, Calif./Westchester HS
31	Stephen Domingo	G	6-7	210	Jr.	TR	San Francisco, Calif./Georgetown
42	Cole Welle	F	6-7	204	Fr.	HS	Aptos, Calif./Aptos HS
44	Kameron Rooks	C	7-0	261	So.	1L	San Marcos, Calif./Mission Hills HS
45	<b>David Kravish</b>	F	6-10	240	Sr.	3L	Lee's Summit, Mo./Lee's Summit North HS

\*- Has used redshirt year. Returning starter in **bold**.



**HEAD COACH - CUONZO MARTIN**

- Named California's 16th head men's basketball coach on April 14, 2014.
- Arrives at California after serving as head coach at Tennessee for three years, where he led the Vols to a spot in last year's NCAA Sweet 16 and a national ranking of 23rd in the final USA Today coaches poll.
- Prior to Tennessee, Martin coached at Missouri State for three seasons.
- Has averaged more than 20 victories per year over the past six seasons, and has had a team in the postseason each of the last five years.
- A recipient of the 2011 Ben Jobe National Coach of the Year award and Missouri State's first-ever Missouri Valley Conference Coach of the Year.

MARTIN YEAR-BY-YEAR		ALL	CONFERENCE	POSTSEASON			
Year	School	W-L	W-L	Fin.	Conf.	NCAA	Other
2008-09	Missouri State	11-20	3-15	10th	MVC		
2009-10	Missouri State	24-12	8-10	7th	MVC		4-0 (CIT) & 1-1 (NIT)
2010-11	Missouri State	26-9	15-3	1st	MVC		5-1 (.833)
<i>Missouri State totals (3 years)</i>		<i>61-41 (.598)</i>	<i>26-28 (.481)</i>				<i>1-1 (NIT)</i>
2011-12	Tennessee	19-15	10-6	2nd	SEC		0-1 (NIT)
2012-13	Tennessee	20-13	11-7	5th	SEC		
2013-14	Tennessee	24-13	11-7	4th	SEC	3-1	
<i>Tennessee totals (3 years)</i>		<i>63-41 (.606)</i>	<i>32-20 (.615)</i>			<i>3-1 (.750)</i>	<i>1-2 (.500)</i>
<b>Career totals (6 years)</b>		<b>124-82 (.602)</b>	<b>58-48 (.547)</b>			<b>3-1 (.750)</b>	<b>6-3 (.667)</b>

& - CollegeInsider.com Tournament Champion. # - Pac-10 Tournament Champion



2014-15 SCHEDULE

October

Fri., 31.....Cal State East Bay (Exh.).....7 p.m.

November

Thurs., 6.....Cal State San Marcos (Exh.):7:30 p.m. .... P12N

Fri., 14.....Alcorn State (1).....7 p.m. .... P12N

Sun., 16.....Kennesaw State (1).....5 p.m. .... P12N

Thurs., 20.....vs. Syracuse (2).....9 p.m. .... ESPN2

Fri., 21.....vs. Iowa or Texas (2) .....TBD ....ESPN2/U

Wed., 26.....Cal Poly .....7 p.m. .... P12N

Sun., 30.....at Fresno State.....3 p.m. ....CBSSN

December

Wed., 3.....at Nevada .....2 p.m. ....CBSSN

Wed., 10.....Wyoming .....8 p.m. .... P12N

Sat., 13.....Princeton.....5:30 p.m. .... P12N

Fri., 19.....Eastern Washington .....7 p.m. .... P12N

Mon., 22.....Wisconsin .....6 p.m. .... ESPN2

Sun., 28.....CSU Bakersfield.....7 p.m. .... P12N

January

Fri., 2.....Washington \* .....7 p.m. .... P12N

Sun., 4.....Washington State \* .....3 p.m. .... P12N

Wed., 7.....at USC \* .....8 p.m. ....ESPNU

Sun., 11.....at UCLA \* .....4:30 p.m. ....FS1

Wed., 14.....Stanford \* .....8 p.m. ....ESPNU

Thurs., 22.....Arizona State \* .....8 p.m. .... P12N

Sat., 24.....Arizona \* .....7:30 p.m. .... P12N

Thurs., 29.....at Washington State \* .....8 p.m. .... P12N

February

Sun., 1.....at Washington \* .....12 p.m. .... P12N

Thurs., 5.....USC \* .....8 p.m. ....FS1

Sat., 7.....UCLA \* .....5 p.m. .... P12N

Thurs., 12.....at Colorado \* .....7 p.m. ....FS1

Sun., 15.....at Utah \* .....6:30 p.m. ....ESPNU

Sat., 21.....at Stanford \* .....3:30 p.m. .... P12N

Wed., 25.....Oregon \* .....8 p.m. ....ESPNU

March

Sun., 1.....Oregon State \* .....12 p.m. .... P12N

Thurs., 5.....at Arizona \* .....7 p.m. .... ESPN/2

Sat., 7.....at Arizona State \* .....12:30 p.m. .... P12N

11-14 .....Pac-12 Tournament (3)

- (1) 2K Classic, Berkeley, Calif. (Haas Pavilion)
(2) 2K Classic, New York, N.Y. (Madison Square Garden)
(3) Las Vegas, Nev. (MGM Grand Garden Arena)

\* Pac-12 Game
Game times local to site.

2013-14 RESULTS (21-14, 10-8)

Table of 2013-14 game results including date, opponent, score, and conference record.

- (1) EA Sports Maui Invitational, Maui, Hawai'i
(2) Pac-12 Tournament, Las Vegas, Nev. (MGM Grand Garden Arena)
(3) NIT First and Second Rounds, Berkeley, Calif. (Haas Pavilion)
(4) NIT Quarterfinal Round, Dallas, Texas (Moody Coliseum)
\* Pac-12 Conference Game. Rankings listed are Associated Press.

RECENT FINISHES

Table showing recent finishes for CONF. and ALL with columns for Year, W-L, Fin., W-L, and Post.

^ Required by NCAA to forfeit five league/13 overall wins in 1994-95, nine league/15 overall wins in 1995-96, and the 1996 NCAA appearance.

2013-14 CALIFORNIA STATISTICS (Overall: 21-14, Pac-12: 10-8/T-5th)

Comprehensive statistics table for the 2013-14 season, including player stats and team totals for various categories like GP-GS, Min/Avg, FG-A, Pct, 3-PTS, FT-A, Pct, REBOUNDS, PF-FO, A, TO, Blk, Stl, Pts, and Avg.



**BUFFS FACTS**

**Location:** Boulder, CO 80309  
**Founded/Enrollment:** 1876/29,325  
**Colors:** Silver, Black, Gold  
**Joined Pac-12:** 2011-12  
**All-time Record:** 1,220-1,137 (114 years)

**President:** Bruce Benson  
**Faculty Rep:** David Clough  
**Athletic Director:** Rick George  
**SWA:** Ceal Barry

**Head Coach:** Tad Boyle (Kansas '85)  
**Career Record:** 148-116 (8 years)  
**Colorado Record:** 92-50 (4 years)  
**Pac-12 Record:** 31-23 (3 years)  
**Office:** (303) 492-6877  
**Fax:** (303) 492-6607

**Associate Head Coach:** Jean Prioleau  
**Assistant Coaches:** Mike Rohn, Rodney Billups

**Basketball SID:** Andrew Green  
**E-Mail:** andrew.green@colorado.edu  
**Office:** (303) 492-3812  
**Cell:** (720) 470-9780

**Local Radio:** 850 KOA

**Home Court:** Coors Events Center  
 (11,064/1979)

**Record in Coors Events Center:**  
 373-160 (35 years)

**Press Row Phone:** (303) 492-1552  
**Press Will-Call:** Regent Drive (ground level entrance)

**Press Row Locations:** Section 1552 or 4381

**RECORD HOLDERS**

**POINTS**

**Career:** 2001 – Cory Higgins 2007-11; Richard Roby, 2004-08  
**Season:** 779 – Alec Burks, 2011  
**Game:** 47 – Cliff Meely vs. Oklahoma, 2/13/71

**THREE-POINT FIELD GOALS**

**Career:** 257 – Blair Wilson, 2000-04  
**Season:** 87 – Kenny Price, 1999  
**Game:** 9 – Kenny Price vs. Texas, 3/5/99

**REBOUNDS**

**Career:** 1054 – Stephane Pelle, 1999-03  
**Season:** 401- André Roberson, 2012  
**Game:** 31 – Burdette Haldorson vs. Oklahoma, 12/29/52

**ASSISTS**

**Career:** 562 – Jay Humphries, 1981-84  
**Season:** 194 – Jose Winston, 2001  
**Game:** 15 – Jose Winston vs. Coppin St., 1/2/01

**STEALS**

**Career:** 309 – Jay Humphries, 1980-84  
**Season:** 115 – Jay Humphries, 1983  
**Game:** 10 – Jay Humphries vs. Wis.-Milwaukee, 1/15/83

**BLOCKED SHOTS**

**Career:** 225 – David Harrison, 2001-04  
**Season:** 106 – David Harrison, 2003  
**Game:** 11 – David Harrison vs. Nebraska, 3/8/03

**COLORADO NUMERICAL ROSTER**

No.	Name	Pos.	Ht.	Wt.	Yr.	Exp.	Hometown/Last School
0	<b>Askia Booker</b>	G	6-2	175	Sr.	3L	Los Angeles, Calif./Price HS
1	<b>Wesley Gordon</b>	F	6-9	240	So.*	1L	Colorado Springs, Colo./Sierra HS
2	<b>Xavier Johnson</b>	G/F	6-7	230	Jr.	2L	Los Angeles, Calif./Mater Dei HS
3	Xavier Talton	G	6-2	185	Jr.	2L	Sterling, Colo./Sterling HS
5	Eli Stalzer	G	6-3	195	Jr.	2L	Brea, Calif./Mater Dei HS
10	Tre'Shaun Fletcher	G/F	6-7	210	So.	1L	Tacoma, Wash./Lincoln HS
12	Kevin Nelson	G	6-2	190	Sr.*	1L	Albuquerque, N.M./Missouri St.-West Plains
13	Dustin Thomas	G/F	6-7	225	So.	1L	Texarkana, Texas/Pleasant Grove HS
14	Tory Miller	F	6-9	225	Fr.	HS	Kansas City, Kan./New Hampton Prep (N.H.)
15	Dominique Collier	G	6-2	170	Fr.	HS	Denver, Colo./Denver East HS
22	Brett Brady	G	6-1	160	Jr.	2L	Highlands Ranch, Colo./Highlands Ranch HS
23	Jaron Hopkins	G	6-6	200	So.	1L	Mesa, Ariz./Dobson HS
24	George King	G	6-6	220	So.	1L	San Antonio, Texas/Brennan HS
33	Josh Repine	G	6-3	180	Fr.	HS	Englewood, Colo./New Hampton Prep (N.H.)
35	Geoffrey Bates	G	6-3	200	Sr.	2L	Plano, Texas/Plano West HS
40	<b>Josh Scott</b>	F	6-10	245	Jr.	2L	Monument, Colo./Lewis-Palmer HS

\*- Has used redshirt year. Returning starter in **bold**.



**HEAD COACH - TAD BOYLE**

- First CU head coach to lead the Buffs to four-consecutive postseason appearances and three-consecutive NCAA Tournaments (2010-11 NIT, 2011-12 NCAA, 2012-13 NCAA, 2013-14 NCAA).
- Won the 2011-12 Pac-12 Tournament for CU's first conference title since 1968-69 (Big 8 Conference). As 18th head coach in program history, Boyle's 92-50 record is the fourth-winningest record on the CU all-time coaching list.
- First CU coach to win 20 games in each of his first four years and first CU coach to have four 20+ winning seasons.
- Boyle's teams hold a 60-9 mark at Coors Events Center for a home winning percentage of .870.

Year	School	ALL		CONFERENCE		POSTSEASON		
		W-L	W-L	Fin.	Conf.	NCAA	Other	
2006-07	Northern Colorado	4-24	2-14	--	Big Sky			
2007-08	Northern Colorado	13-16	6-10	T7th	Big Sky			
2008-09	Northern Colorado	14-18	8-8	5th	Big Sky			
2009-10	Northern Colorado	25-8	12-4	2nd	Big Sky			
<i>Northern Colorado (4 years)</i>		<i>56-66 (.460)</i>	<i>28-36 (.438)</i>			<i>0-0</i>	<i>0-0</i>	
2010-11	Colorado	24-14	8-8	T5th	Big 12		3-1& (NIT)	
2011-12	Colorado	24-12	11-7	T5th#	Pac-12	1-1		
2012-13	Colorado	21-12	10-8	5th	Pac-12	0-1		
2013-14	Colorado	23-12	10-8	T5th	Pac-12	0-1		
<i>Colorado totals (4 years)</i>		<i>92-50 (.648)</i>	<i>39-31 (.557)</i>			<i>1-3 (.250)</i>	<i>3-1 (.750)</i>	
<b>Career totals (8 years)</b>		<b>148-116 (.561)</b>	<b>67-67 (.500)</b>			<b>1-3 (.250)</b>	<b>3-1 (.750)</b>	

& - NIT Semifinals. # - Pac-12 Tournament Champions





**2014-15 SCHEDULE**

**November**

Fri., 14.....Drexel.....	6 p.m.	.....P12N
Mon., 17...Auburn.....	11 p.m.	.....ESPN2
Sat., 22....at Wyoming.....	TBD	.....ESPN3
Tues., 25 ..Air Force.....	7 p.m.	.....P12N
Sun., 30....Lipscomb.....	12 p.m.	.....P12N

**December**

Wed., 3.....San Francisco.....	8 p.m.	.....P12N
Sun., 7.....at Georgia.....	12 p.m.	.....SECN
Wed., 10....Colorado State.....	7 p.m.	.....P12N
Sat., 13.....Northern Colorado.....	4 p.m.	.....P12N
Mon., 22...vs. DePaul (1).....	10:30 a.m.	.....ESPNU
Tues., 23 ..vs. Ohio or George Washington (1) TBD.....		.....ESPNU
Thurs., 25..vs. TBD (1).....		TBD ... ESPN2/U/3

**January**

Fri., 2.....UCLA *.....	8 p.m.	.....FS1
Sun., 4.....USC *.....	12 p.m.	.....P12N
Wed., 7.....at Utah *.....	7 p.m.	.....ESPN2
Thurs., 15.at Arizona *.....	7 p.m.	.....ESPN/2
Sat., 17....at Arizona State *.....	2:30 p.m.	.....P12N
Thurs., 22.Washington *.....	7:30 p.m.	.....FS1
Sat., 24....Washington State *.....	6 p.m.	.....P12N
Thurs., 29.at USC *.....	6:30 p.m.	.....FS1
Sat., 31....at UCLA *.....	7:30 p.m.	.....P12N

**February**

Sat., 7.....Utah *.....	8 p.m.	.....P12N
Thurs., 12.California *.....	7 p.m.	.....FS1
Sun., 15....Stanford *.....	2 p.m.	.....FS1
Wed., 18...at Oregon *.....	8 p.m.	.....ESPNU
Sat., 21....at Oregon State *.....	8 p.m.	.....P12N
Thurs., 26.Arizona *.....	7 p.m.	.....ESPN/2

**March**

Sun., 1.....Arizona State *.....	6:30 p.m.	.....ESPNU
Thurs., 5...at Washington *.....	6 p.m.	.....FS1
Sat., 7.....at Washington State *.....	3:30 p.m.	.....P12N
11-14.....Pac-12 Tournament (2)		

(1) Diamond Head Classic, Honolulu, Hawai'i (Stan Sherif Center)  
 (2) Las Vegas, Nev. (MGM Grand Garden Arena)

\* Pac-12 Game  
 Game times local to site.

**2013-14 RESULTS  
 (23-12, 10-8)**

11/8	at #25 Baylor	L	60-72
11/10	UT Martin	W	91-65
11/13	Wyoming	W	63-58
11/16	Jackson State	W	94-70
11/18	Arkansas State	W	93-70
11/21	UC Santa Barbara	W	76-68
11/24	Harvard	W	70-62
11/30	at Air Force	W	81-57
12/3	at Colorado State	W	67-62
12/7	#6 Kansas	W	75-72
12/13	Elon	W	80-63
12/21	vs #7 Oklahoma State (1)	L	73-78
12/28	Georgia	W	84-70
1/2	Oregon State *	W	64-58
1/5	#10 Oregon *	W	100-91
1/8	at Washington State *(2)	W (OT)	71-70
1/12	at Washington *	L	54-71
1/16	#25 UCLA *	L	56-69
1/18	USC *	W	83-62
1/23	at #1 Arizona *	L	57-69
1/25	at Arizona State *	L	51-72
2/1	Utah *	W (OT)	79-75
2/5	Washington State *	W	68-63
2/9	Washington *	W	91-65
2/13	at UCLA *	L	74-92
2/16	at USC *	W	83-74
2/19	Arizona State *	W	61-52
2/22	#4 Arizona *	L	61-88
3/1	at Utah *	L	64-75
3/5	at Stanford *	W	59-56
3/8	at California *	L (OT)	65-66
3/12	vs. USC (3)	W	59-56
3/13	vs. California (3)	W	59-56
3/14	vs. #4 Arizona (3)	L	43-63
3/20	vs. Pitt (4)	L	48-77

(1) Las Vegas, Nev.  
 (2) Spokane, Wash. (Spokane Arena)  
 (3) Pac-12 Tournament, Las Vegas, Nev. (MGM Grand Garden Arena)  
 (4) NCAA First Round, Orlando, Fla. (Amway Center)  
 \*Pac-12 Conference Game. Rankings listed are Associated Press.

**RECENT FINISHES**

Year	CONF.		ALL		Post.
	W-L	Fin.	W-L		
78-79	4-10	8		14-3	
79-80	7-7	4t		17-10	
80-81	5-9	6		16-12	
81-82	3-11	8		11-16	
82-83	3-11	8		13-15	
83-84	6-8	4t		16-13	
84-85	5-9	5t		11-17	
85-86	0-14	8		8-20	
86-87	3-11	8		9-19	
87-88	3-11	8		7-21	
88-89	2-12	8		7-21	
89-90	2-12	8		12-18	
90-91	5-9	6t		19-14	
91-92	4-10	8		13-15	
92-93	2-12	8		10-17	
93-94	2-12	8		10-17	
94-95	5-9	6		15-13	NIT
95-96	3-11	8		9-18	
96-97	11-5	2		22-10	NCAA
97-98	7-9	7t		13-14	
98-99	7-9	7t		18-15	NIT
99-00	7-9	7		18-14	NIT
00-01	5-11	9		15-15	
01-02	5-11	9		15-14	
02-03	9-7	5t		20-12	NCAA
03-04	10-6	4t		18-11	NIT
04-05	4-12	11		14-16	
05-06	9-7	5		20-10	NIT
06-07	3-13	12		7-20	
07-08	3-13	12		12-20	
08-09	1-15	12		9-22	
09-10	6-10	8		15-16	
10-11	8-8	5t		24-14	NIT&
11-12	11-7	5t		24-12	NCAA
12-13	10-8	5		21-12	NCAA
13-14	10-8	5t		23-12	NCAA

1979-96 - member of Big 8  
 1997-2011 - member of Big 12  
 & - NIT Semifinalist

**2013-14 COLORADO STATISTICS (Overall: 23-12, Pac-12; 10-8/T5th)**

Player	GP-GS	Min/Avg	TOTAL		3-PTS		FT-A		REBOUNDS			PF-FO	A	TO	Blk	Stl	Pts	Avg
			FG-A	Pct	3FG-A	Pct	Pct	Pct	Off/Def	Tot	Avg							
Dinwiddie, Spencer	17-17	529/31.1	61-131	.466	26-63	.413	102-119	.857	8/44	52	3.1	32-0	64	30	4	26	250	14.7
Scott, Josh	35-34	1107/31.6	159-311	.511	0-2	.000	175-216	.810	102/193	295	8.4	63-0	22	51	40	28	493	14.1
Booker, Askia	35-35	1068/30.5	166-427	.389	37-136	.272	112-137	.818	20/111	131	3.7	62-0	116	88	2	45	481	13.7
Johnson, Xavier	33-33	994/30.1	136-293	.464	37-102	.363	87-142	.613	57/137	194	5.9	67-3	27	58	10	25	396	12.0
Gordon, Wesley	31-27	779/25.1	67-141	.475	4-11	.364	44-73	.603	76/110	186	6.0	55-0	29	49	41	13	182	5.9
Talton, Xavier	35-13	724/20.7	58-143	.406	28-75	.373	26-39	.667	11/65	76	2.2	63-1	55	47	6	20	170	4.9
Hopkins, Jaron	35-9	638/18.2	60-157	.382	22-71	.310	26-52	.500	23/64	87	2.5	77-2	36	38	3	27	168	4.8
Thomas, Dustin	35-6	527/15.1	46-111	.414	6-33	.182	29-53	.547	33/53	86	2.5	83-1	19	49	3	7	127	3.6
Fletcher, Tre'Shaun	20-0	193/9.7	20-50	.400	5-27	.185	13-19	.684	12/19	31	1.6	28-0	5	9	4	4	58	2.9
Stalzer, Eli	27-0	226/8.4	13-32	.406	5-15	.333	11-18	.611	6/16	22	0.8	18-0	8	11	0	7	42	1.6
King, George	27-0	148/5.5	11-39	.282	4-20	.200	15-23	.652	5/36	41	1.5	14-0	5	12	1	4	41	1.5
Brady, Brett	4-0	10/2.5	2-4	.500	2-4	.500	0-0	.000	1/0	1	0.3	1-0	1	1	0	0	6	1.5
Mills, Ben	25-1	99/4.0	11-23	.478	1-1	1.000	8-10	.800	8/13	21	0.8	10-0	4	5	1	1	31	1.2
Gamble, Beau	9-0	16/1.8	3-7	.429	3-7	.429	0-2	.000	0/5	5	0.6	1-0	6	3	0	0	9	1.0
Nelson, Kevin	9-0	17/1.9	1-2	.500	1-2	.500	0-0	.000	0/4	4	0.4	2-0	0	0	0	0	3	0.3
TEAM									39/34	73	2.1	0		15			0	
<b>COLORADO</b>	<b>35</b>		<b>814-1871</b>	<b>.435</b>	<b>181-569</b>	<b>.318</b>	<b>648-903</b>	<b>.718</b>	<b>401/904</b>	<b>1305</b>	<b>37.3</b>	<b>576-7</b>	<b>397</b>	<b>466</b>	<b>115</b>	<b>207</b>	<b>2457</b>	<b>70.2</b>
<b>Opponents</b>	<b>35</b>		<b>857-1987</b>	<b>.431</b>	<b>251-706</b>	<b>.356</b>	<b>422-601</b>	<b>.702</b>	<b>319/779</b>	<b>1098</b>	<b>31.4</b>	<b>711--</b>	<b>465</b>	<b>422</b>	<b>118</b>	<b>230</b>	<b>2387</b>	<b>68.2</b>

**DUCK FACTS**

**Location:** Eugene, OR 97401  
**Founded/Enrollment:** 1876/24,447  
**Colors:** Green & Yellow  
 (Pantone® 342 5C/Pantone Yellow C)  
**Joined Pac-12:** 1916-17  
**All-Time Record:** 1,529-1,315 (108 years)

**Interim President:** Scott Coltrane  
**Faculty Rep:** Dr. James O'Fallon  
**Athletic Director:** Rob Mullens  
**SWA:** Lisa Peterson

**Head Coach:** Dana Altman  
 (Eastern New Mexico '80)  
**Career Record:** 507-290 (25 years)  
**Oregon Record:** 97-47 (4 years)  
**Pac-12 Record:** 42-30 (4 years)  
**Office:** (541) 346-4346  
**Fax:** (541) 346-4482

**Assistant Coaches:** Tony Stubblefield,  
 Kevin McKenna

**Basketball SID:** Greg Walker  
**E-mail:** gswalker@uoregon.edu  
**Office:** (541) 346-2252  
**Cell:** (541) 954-8775

**Local Radio:** KUGN (590 AM)

**Home Court:** Matthew Knight Arena  
 (12,369/2011)

**Record in Matthew Knight Arena:**  
 58-14 (3.5 years)  
**Press Row Phone:** (541) 346-4497  
**Press Will-Call:** Box Office, 13th Ave. side  
**Press Row Location:** Corner seating in  
 arena on east side

**RECORD HOLDERS**

**POINTS**

**Career:** 2085 – Ron Lee, 1973-76  
**Season:** 745 – Terrell Brandon, 1991  
**Game:** 43 – Greg Ballard vs. Oral  
 Roberts, 3/9/77

**THREE-POINT FIELD GOALS**

**Career:** 345 –Tajuan Porter, 2007-10  
**Season:** 110 – Tajuan Porter, 2007  
**Game:** 10 – Tajuan Porter vs. Portland  
 State, 11/12/06

**REBOUNDS**

**Career:** 1114 – Greg Ballard, 1974-77  
**Season:** 465 – Bob Peterson, 1952  
**Game:** 32 – Jim Loscutoff vs. Brigham  
 Young, 1/28/55

**ASSISTS**

**Career:** 614 – Kenya Wilkins, 1994-97  
**Season:** 218 – Luke Ridnour, 2003  
**Game:** 17 – Ron Lee vs. Villanova,  
 12/23/74

**STEALS**

**Career:** 213 – Kenya Wilkins, 1994-97  
**Season:** 89 – Malcolm Armstead, 2011  
**Game:** 9 – Kenya Wilkins vs. Boise State,  
 12/20/96

**BLOCKED SHOTS**

**Career:** 116 – Blair Rasmussen, 1982-85  
**Season:** 51 – Tony Woods, 2012  
**Game:** 8 – Blair Rasmussen vs.  
 Davidson, 12/27/84

**OREGON NUMERICAL ROSTER**

No.	Name	Pos.	Ht.	Wt.	Yr.	Exp.	Hometown/Last School
0	Dwayne Benjamin	F	6-7	200	Jr.	TR	Lafayette, La./Mt. San Jacinto JC
1	Jordan Bell	F	6-7	190	Fr.	HS	Long Beach, Calif./Long Beach Poly HS
2	Casey Benson	G	6-3	175	Fr.	HS	Tempe, Ariz./Corona Del Sol HS
3	<b>Joseph Young</b>	G	6-2	185	Sr.*	1L	Houston, Texas/Houston
11	Theo Friedman	G	6-1	172	So.	1L	Portland, Ore./Grant HS
14	Ahmaad Rorie	G	6-0	175	Fr.	HS	Tacoma, Wash./Lincoln HS
15	Jalil Abdul-Bassit	G	6-4	187	Sr.	1L	Anchorage, Alaska/North Idaho
23	Elgin Cook	F	6-6	206	Jr.*	1L	Milwaukee, Wis./Northwest Florida State
24	Dillon Brooks	F	6-5	205	Fr.	HS	Mississauga, Ont./Findlay Prep
25	Michael Chandler	C	6-10	240	Jr.	TR	Indianapolis, Ind./Northwest Florida State

\*- Has used redshirt year. Returning starter in **bold**.



**HEAD COACH - DANA ALTMAN**

- On April 26, 2010, Dana Altman was named the 19th head coach in the history of the University of Oregon men's basketball program.
- Led the Ducks to a historic 2012-13 season as Oregon advanced to the NCAA Sweet 16 after winning the 2013 Pac-12 Tournament title. It was Oregon's farthest run in the tourney since 2007.
- The 2013 Jim Phelan National Coach of the Year has led Oregon to 97 wins in his first four seasons, the highest four-year win total in school history.
- Spent 16 seasons at Creighton where he became the school's all-time winningest coach with a record of 327-176 (.650). Led Creighton to 13 consecutive postseason appearances.

**ALTMAN YEAR-BY-YEAR**

Year	School	ALL W-L	CONFERENCE W-L	Fin.
1989-90	Marshall	15-13	9-5	2nd
<i>Marshall totals (1 year)</i>		<i>15-13 (.536)</i>	<i>9-5 (.643)</i>	
1990-91	Kansas State	13-15	3-11	8th
1991-92	Kansas State	16-14	5-9	T6th
1992-93	Kansas State	19-11	7-7	T5th
1993-94	Kansas State	20-14	4-10	T6th
<i>Kansas State totals (4 years)</i>		<i>68-54 (.557)</i>	<i>19-37 (.339)</i>	
1994-95	Creighton	7-19	4-14	9th
1995-96	Creighton	14-15	9-9	T5th
1996-97	Creighton	15-15	10-8	6th
1997-98	Creighton	18-10	12-6	2nd
1998-99	Creighton	22-9	11-7	T2nd
1999-00	Creighton	23-10	11-7	4th
2000-01	Creighton	24-8	14-4	1st
2001-02	Creighton	23-9	14-4	T1st
2002-03	Creighton	29-5	15-3	2nd
2003-04	Creighton	20-9	12-6	T2nd
2004-05	Creighton	23-11	11-7	T3rd
2005-06	Creighton	20-10	12-6	T2nd
2006-07	Creighton	22-11	13-5	2nd
2007-08	Creighton	22-11	10-8	4th
2008-09	Creighton	27-8	14-4	T1st
2009-10	Creighton	18-16	10-8	4th
<i>Creighton totals (16 years)</i>		<i>327-176 (.650)</i>	<i>182-106 (.632)</i>	
2010-11	Oregon	21-18	7-11	T7th
2011-12	Oregon	24-10	13-5	T2nd
2012-13	Oregon	28-9	12-6	T2nd^
2013-14	Oregon	24-10	10-8	T5th
<i>Oregon totals (4 years)</i>		<i>97-47 (.674)</i>	<i>42-30 (.583)</i>	
<b>Career totals (25 years)</b>		<b>507-290 (.636)</b>	<b>284-200 (.587)</b>	

**ALL CONFERENCE**

ALL W-L	CONFERENCE W-L	Fin.
15-13	9-5	2nd
13-15	3-11	8th
16-14	5-9	T6th
19-11	7-7	T5th
20-14	4-10	T6th
7-19	4-14	9th
14-15	9-9	T5th
15-15	10-8	6th
18-10	12-6	2nd
22-9	11-7	T2nd
23-10	11-7	4th
24-8	14-4	1st
23-9	14-4	T1st
29-5	15-3	2nd
20-9	12-6	T2nd
23-11	11-7	T3rd
20-10	12-6	T2nd
22-11	13-5	2nd
22-11	10-8	4th
27-8	14-4	T1st
18-16	10-8	4th
21-18	7-11	T7th
24-10	13-5	T2nd
28-9	12-6	T2nd^
24-10	10-8	T5th
97-47 (.674)	42-30 (.583)	
<b>507-290 (.636)</b>	<b>284-200 (.587)</b>	

**POSTSEASON**

Conf.	NCAA	Other
Southern		
	0-0 (.000)	0-0
Big Eight		
Big Eight		1-1 (NIT)
Big Eight	0-1	
Big Eight		3-2* (NIT)
	0-1 (.000)	4-3 (.571)
MVC		
MVC		
MVC		
MVC		0-1 (NIT)
MVC	1-1	
MVC	0-1	
MVC	0-1	
MVC	1-1	
MVC	0-1	
MVC		0-1 (NIT)
MVC		1-1 (NIT)
MVC		1-1 (NIT)
MVC		2-1 (CIT)
	2-7 (.222)	5-6 (.455)
Pac-10		5-1& (CBI)
Pac-12		2-1 (NIT)
Pac-12	2-1	
Pac-12	1-1	
	3-2 (.600)	7-2 (.778)
	<b>5-10 (.500)</b>	<b>16-11 (.593)</b>

\* - NIT Final Four. & - CBI Champions. ^ - Pac-12 Tournament Champions.



2014-15 SCHEDULE

November

Tues., 4 ..... Northwest Christian (Exh.)..... 7 p.m. .... P12N
Sun., 9..... Western Oregon (Exh.) ..... 6 p.m.
Fri., 14..... Coppin State ..... 9 p.m. .... P12N
Mon., 17..... Detroit ..... 8 p.m. .... ESPNU
Fri., 21..... Toledo ..... 4 p.m. .... P12N
Mon. 24..... vs. Michigan (1)..... 9:30 p.m. .... ESPN3
Tues., 25 ..... vs. Villanova or VCU (1)..... TBD ..... ESPN2/U
Sun., 30..... Portland State ..... 5 p.m. .... P12N

December

Wed., 3..... Concordia (Ore.) ..... 7 p.m. .... P12N
Sun., 7..... Ole Miss ..... 1 p.m. .... FS1
Sat., 13..... at Illinois (2)..... 6 p.m. .... BTN
Wed., 17..... Cal State Northridge..... 8 p.m. .... P12N
Sat., 20..... Delaware State ..... 12 p.m. .... P12N
Mon., 22..... UC Santa Barbara..... 6 p.m. .... P12N
Mon., 29..... UC Irvine ..... 8 p.m. .... P12N

January

Sat., 3..... Oregon State \* ..... TBD ..... ESPNU
Thurs., 8..... Arizona \* ..... 7:30 p.m. .... P12N
Sat., 10..... Arizona State \* ..... 2 p.m. .... P12N
Thurs., 15..... at Washington State \* ..... 8 p.m. .... P12N
Sun., 18..... at Washington \* ..... 5:30 p.m. .... ESPNU
Thurs., 22..... USC \* ..... 8 p.m. .... P12N
Sat., 24..... UCLA \* ..... 1 p.m. .... CBS
Wed., 28..... at Arizona \* ..... 8 p.m. .... P12N
Fri., 30..... at Arizona State \* ..... 6 p.m. .... P12N

February

Wed., 4..... Washington \* ..... 6 p.m. .... ESPN2
Sun., 8..... Washington State \* ..... 4 p.m. .... P12N
Wed., 11..... at USC \* ..... 6 p.m. .... ESPN2
Sat., 14..... at UCLA \* ..... 12 p.m. .... FOX/FS1
Wed., 18..... Colorado \* ..... 8 p.m. .... ESPNU
Sun., 22..... Utah \* ..... 12 p.m. .... FS1
Wed., 25..... at California \* ..... 8 p.m. .... ESPNU

March

Sun., 1..... at Stanford \* ..... 4 p.m. .... FS1
Wed., 4..... at Oregon State \* ..... 8 p.m. .... ESPNU
11-14 ..... Pac-12 Tournament (3)

- (1) Legends Classic, Brooklyn, N.Y. (Barclays Center)
(2) Chicago, Ill. (United Center)
(3) Las Vegas, Nev. (MGM Grand Garden Arena)

\* Pac-12 Game
Game times local to site.

2013-14 RESULTS (24-10, 10-8)

Table with columns for date, opponent, score, and result. Includes games like vs Georgetown (1), Western Carolina, Utah Valley, San Francisco, vs Pacific (2), vs North Dakota (2), vs Cal Poly (2), at Ole Miss, vs Illinois (3), UC Irvine, BYU, Morgan State, at Utah \*, at #20 Colorado \*, California \*, Stanford \*, at Oregon State \*, at Washington \*, at Washington State \*, UCLA \*, USC \*, at Arizona \*, at Arizona State \*, Oregon State \*, Washington \*, Washington State \*, at UCLA \*, at USC \*, Arizona State \*, Arizona \*, vs. Oregon State (4), vs. #20 UCLA (4), vs. BYU (5), vs. #12 Wisconsin (5).

- (1) Armed Forces Classic, Camp Humphreys, South Korea
(2) Global Sports Hardwood Challenge, Eugene, Ore.
(3) Portland, Ore. (Moda Center)
(4) Pac-12 Tournament, Las Vegas, Nev. (MGM Grand Garden Arena)
(5) NCAA Tournament, Milwaukee, Wis. (BMO Harris Bradley Center)
\* Pac-12 Conference Game. Rankings listed are Associated Press.

RECENT FINISHES

Table with columns for Year, CONF. W-L, Fin., ALL W-L, Post. Includes rows for years 78-79 through 13-14 with various conference and overall records.

\* - NIT Final Four
^ - Pac-10/12 Tourn. Champion
& - NCAA Elite Eight
% - CBI Champion

2013-14 OREGON STATISTICS (Overall: 24-10, Pac-12: 10-8/T-5th)

Comprehensive statistics table for Oregon players and team. Columns include Player, GP-GS, Min/Avg, FG-A, Pct, 3FG-A, Pct, FT-A, Pct, Off/Def, Tot, Avg, PF-FO, A, TO, Blk, Stl, Pts, Avg. Includes team totals for OREGON and Opponents.



## BEAVER FACTS

**Location:** Corvallis, OR 97331  
**Founded/Enrollment:** 1868/27,925  
**Colors:** Orange & Black (Pantone® 172)  
**Joined Pac-12:** 1915-16  
**All-Time Record:** 1,670-1,267 (113 years)

**President:** Dr. Edward Ray  
**Faculty Rep:** Dr. Joseph Spatafora  
**Athletic Director:** Bob De Carolis  
**SWA:** Marianne Vydra

**Head Coach:** Wayne Tinkle  
 (Montana '05)  
**Career Record:** 158-91 (8 years)  
**OSU Record:** First Year  
**Pac-12 Record:** First Year  
**Office:** (541) 737-2076  
**Fax:** (541) 737-6179

**Associate Head Coach:** Kerry Rupp  
**Assistant Coaches:** Gregg Gottlieb, Stephen Thompson

**Basketball SID:** Shawn Schoeffler  
**E-mail:** shawn.schoeffler@oregonstate.edu  
**Office:** (541) 737-8898  
**Cell:** (541) 231-1430

**Local Radio:** KEJO (1240 AM)

**Home Court:** Gill Coliseum (9,604/1949)  
**Record in Gill:** 576-298 (65 years)  
**Press Row Phone:** (541) 737-3020  
**Press Will-Call:** East side of Coliseum  
**Press Row Location:** Front row of upper level, opposite team benches

## RECORD HOLDERS

### POINTS

**Career:** 2172 – Gary Payton, 1987-90  
**Season:** 775 – Mel Counts, 1964  
**Game:** 58 – Gary Payton vs. USC, 2/22/90

### THREE-POINT FIELD GOALS

**Career:** 185 – Ahmad Starks, 2011-13  
**Season:** 82 – Gary Payton, 1989  
**Game:** 7 – Four times. Last, Ahmad Starks at Kansas, 11/30/12

### REBOUNDS

**Career:** 1375 – Mel Counts, 1962-64  
**Season:** 489 – Mel Counts, 1964  
**Game:** 36 – Swede Halbrook vs. Idaho, 2/15/55

### ASSISTS

**Career:** 938 – Gary Payton, 1987-90  
**Season:** 244 – Gary Payton, 1989  
**Game:** 15 – Gary Payton vs. Arizona State, 11/30/89

### STEALS

**Career:** 321 – Gary Payton, 1987-90  
**Season:** 100 – Gary Payton, 1990  
**Game:** 8 – Three times. Last, Jared Cunningham vs. Washington State, 3/4/10

### BLOCKED SHOTS

**Career:** 184 – Eric Moreland, 2011-14  
**Season:** 73 – Eric Moreland, 2013  
**Game:** 6 – Seven times. Last, Eric Moreland vs. Towson, 12/29/12

## OREGON STATE NUMERICAL ROSTER

No.	Name	Pos.	Ht.	Wt.	Yr.	Exp.	Hometown/Last School
1	Gary Payton II	G	6-3	175	Jr.	TR	Las Vegas, Nev./Salt Lake CC
2	Chai Baker	G	6-3	175	Fr.	HS	Malone, Fla./Malone HS
4	Victor Robbins	G/F	6-6	197	Jr.	2L	Compton, Calif./Compton HS
5	Cheikh N'diaye	C	7-0	230	So.	1L	Dakar, Senegal/Army-Navy Academy
11	Malcolm Duvivier	G	6-2	205	So.	1L	Toronto, Canada/St. Michael's College School
13	<b>Langston Morris-Walker</b>	G	6-5	216	Jr.	2L	Berkeley, Calif./Berkeley HS
14	Daniel Gomis	F	6-10	223	Jr.*	1L	Thies, Senegal/Oak Hill Academy
22	Alex Roth	G	6-4	183	Fr.*^	RS	Salem, Ore./West Salem HS
30	Olaf Schaftenaar	F	6-10	224	Jr.	2L	Utrecht, Netherlands/Rodenborch College
32	Jarmal Reid	F	6-7	231	Jr.	2L	Decatur, Ga./Columbia HS
40	Justin Stangel	C	6-10	220	Jr.*^	RS	Milwaukie, Ore./La Salle Catholic Preparatory

\* - Has used redshirt year. ^ - Walk-on. Returning starter in **bold**.



## HEAD COACH - WAYNE TINKLE

- Named Oregon State's 21st men's basketball head coach on May 19, 2014.
- Comes to the Beavers after coaching at Montana for eight seasons and winning 158 games, the second most in school history.
- In his eight seasons with the Grizzlies, Tinkle earned Big Sky regular-season titles in 2010, 2012 and 2013 and Big Sky Tournament championships in 2012 and 2013. His 97 conference wins are the most by any Montana coach.
- Led the Grizzlies to four-consecutive postseason trips, including the NCAA Tournament in 2010, 2012 and 2013.
- Was named the Big Sky Coach of the Year after the 2011-12 and 2012-13 seasons and also earned NABC Division I All-District 6 Coach of the Year honors in 2012.

### TINKLE YEAR-BY-YEAR

Year	School
2006-07	Montana
2007-08	Montana
2008-09	Montana
2009-10	Montana
2010-11	Montana
2011-12	Montana
2012-13	Montana
2013-14	Montana
<i>Montana totals (8 years)</i>	
<b>Career totals (8 years)</b>	

ALL W-L	CONFERENCE W-L	Fin.	POSTSEASON		
			Conf.	NCAA	Other
17-15	10-6	3rd	Big Sky		
14-16	8-8	T4th	Big Sky		
17-12	11-5	T2nd	Big Sky		
22-10	10-6	T3rd	Big Sky	0-1	
21-11	12-4	2nd	Big Sky		
25-7	15-1	1st	Big Sky	0-1	
25-7	19-1	1st	Big Sky	0-1	
17-13	12-8	T2nd	Big Sky		
<i>Montana totals (8 years)</i>				<i>0-3 (.000)</i>	<i>0-1 (.000)</i>
<b>Career totals (8 years)</b>				<b>0-3 (.000)</b>	<b>0-1 (.000)</b>



2014-15 SCHEDULE

November

Table with dates and opponents for November: Fri., 7 vs Western Oregon (Exh.), Fri., 14 vs Rice, Tues., 18 vs Corban, Fri., 21 vs Oral Roberts, Mon., 24 vs Oklahoma State (1), Wed., 26 vs Auburn or Tulsa (1).

December

Table with dates and opponents for December: Wed., 3 vs Mississippi Valley State, Sat., 6 at Portland, Sat., 13 vs Mississippi State, Mon., 15 vs Grambling State, Thurs., 18 at DePaul, Sun., 21 at Quinnipiac, Tues., 30 vs UC Santa Barbara.

January

Table with dates and opponents for January: Sat., 3 at Oregon \*, Thurs., 8 vs Arizona State \*, Sun., 11 vs Arizona \*, Thurs., 15 at Washington \*, Sat., 17 at Washington State \*, Thurs., 22 vs UCLA \*, Sat., 24 vs USC \*, Wed., 28 at Arizona State \*, Fri., 30 at Arizona \*.

February

Table with dates and opponents for February: Thurs., 5 vs Washington State \*, Sun., 8 vs Washington \*, Wed., 11 at UCLA \*, Sat., 14 at USC \*, Thurs., 19 vs Utah \*, Sat., 21 vs Colorado \*, Thurs., 26 at Stanford \*.

March

Table with dates and opponents for March: Sun., 1 at California \*, Wed., 4 vs Oregon \*, 11-14 Pac-12 Tournament (2).

(1) MGM Grand Main Event, Las Vegas, Nev. (MGM Grand Garden Arena)
(2) Las Vegas, Nev. (MGM Grand Garden Arena)

\* Pac-12 Game
Game times local to site.

2013-14 RESULTS (16-16, 8-10)

Table of 2013-14 game results with columns for date, opponent, result, and score.

(1) Diamond Head Classic, Honolulu, Hawai'i
(2) Pac-12 Tournament, Las Vegas, Nev. (MGM Grand Garden Arena)
(3) CBI Tournament, Corvallis, Ore. (Gill Coliseum)
\* Pac-12 Conference Game. Rankings listed are Associated Press.

RECENT FINISHES

Table of recent finishes with columns for Year, CONF., W-L, Fin., ALL W-L, and Post.

\* - CBI Champions

2013-14 OREGON STATE STATISTICS (Overall: 16-16, Pac-12: 8-10/10th)

Large table of 2013-14 statistics for Oregon State and opponents, including GP-GS, Min/Avg, FG-A, Pct, 3FG-A, Pct, FT-A, Pct, Off/Def, Tot, Avg, PF-FO, A, TO, Blk, Stl, Pts, Avg.

**CARDINAL FACTS**

**Location:** Stanford, CA 94305  
**Founded/Enrollment:** 1891/15,140  
**Colors:** Cardinal (Pantone® 201) & White  
**Joined Pac-12:** 1916-17  
**All-Time Record:** 1,445-1,084 (99 years)

**President:** John L. Hennessy  
**Faculty Rep:** Al Camarillo  
**Athletic Director:** Bernard Muir  
**SWA:** Beth Goode

**Head Coach:** Johnny Dawkins (Duke '86)  
**Career Record:** 117-87 (6 years)  
**Stanford Record:** 117-87 (6 years)  
**Pac-12 Record:** 49-59 (6 years)  
**Office:** (650) 723-0562  
**Fax:** (650) 723-5739

**Assistant Coaches:** Tim O'Toole, Charles Payne, Mike Schrage

**Basketball SID:** Brian Risso  
**E-Mail:** brisso@stanford.edu  
**Cell:** (650) 200-9513

**Local Radio:** KNBR 1050 AM

**Home Court:** Maples Pavilion  
 (7,329/1968)

**Record in Maples:** 476-197 (46 years)  
**Press Row Phone:** (650) 200-9513  
**Press Will-Call:** Northwest entrance

**RECORD HOLDERS**

**POINTS**

**Career:** 2336 – Todd Lichti, 1986-89  
**Season:** 734 – Adam Keefe, 1992  
**Game:** 50 – Hank Luisetti vs. Duquesne, 1/1/38

**THREE-POINT FIELD GOALS**

**Career:** 241 – Dion Cross, 1993-96  
**Season:** 93 – Jeremy Green, 2010  
**Game:** 8 – Twice; last, Julius Barnes vs. Rice, 11/24/02

**REBOUNDS**

**Career:** 1119 – Adam Keefe, 1989-92  
**Season:** 355 – Adam Keefe, 1992  
**Game:** 27 – Rich Kelley vs. Kentucky, 12/22/73

**ASSISTS**

**Career:** 780 – Brevin Knight, 1994-97  
**Season:** 234 – Brevin Knight, 1997  
**Game:** 16 – Mitch Johnson vs. Marquette, 3/22/08

**STEALS**

**Career:** 298 – Brevin Knight, 1994-97  
**Season:** 83 – Brevin Knight, 1997  
**Game:** 10 – Brevin Knight vs. McNeese State, 12/20/93

**BLOCKED SHOTS**

**Career:** 190 – Josh Huestis, 2010-14  
**Season:** 85 – Curtis Borchardt, 2002  
**Game:** 12 – Brook Lopez vs. USC, 1/25/07

**STANFORD NUMERICAL ROSTER**

No.	Name	Pos.	Ht.	Wt.	Yr.	Exp.	Hometown/Last School
0	Schuyler Rimmer	C	6-10	255	So.	1L	Orlando, Fla./Boone HS
1	Christian Sanders	G	6-4	185	Jr.	1L	Houston, Texas/St. Thomas HS
2	Robert Cartwright	G	6-2	165	Fr.	HS	Pasadena, Calif./Flintridge Preparatory
3	Malcolm Allen	G	6-1	175	So.	1L	Las Vegas, Nev./Centennial HS
4	<b>Stefan Nastic</b>	C	6-11	245	Sr.*	3L	Thornhill, Ontario, Canada/Thornhill Secondary School
5	<b>Chasson Randle</b>	G	6-2	185	Sr.	3L	Rock Island, Ill./Rock Island HS
10	Michael Humphrey	F	6-9	215	Fr.	HS	Phoenix, Ariz./Sunnyslope HS
11	Dorian Pickens	G/F	6-5	210	Fr.	HS	Phoenix, Ariz./Pinnacle HS
14	Jack Ryan	G/F	6-8	210	Jr.*	2L	Glenview, Ill./Glenbrook South HS
15	Marcus Allen	G	6-3	190	So.	1L	Las Vegas, Nev./Centennial HS
20	Wade Morgan	G	6-1	175	Sr.	3L	South Orange, N.J./Delbarton School
21	<b>Anthony Brown</b>	G/F	6-6	215	Sr.*	3L	Fountain Valley, Calif./Ocean View HS
22	Reid Travis	F	6-8	240	Fr.	HS	Minneapolis, Minn./DeLaSalle HS
25	Rosco Allen	F	6-9	220	Jr.	1L	Budapest, Hungary/Bishop Gorman HS
30	Grant Verhoeven	C	6-9	245	Jr.	2L	Hanford, Calif./Central Valley Christian HS
31	Scott Woods	F	6-9	210	So.		Simi Valley, Calif./Royal HS
44	Elliott Bullock	F/C	6-10	235	Sr.*	2L	Salt Lake City, Utah/Olympus HS

\*- Has used redshirt year. Returning starter in **bold**.



**HEAD COACH - JOHNNY DAWKINS**

- Named Stanford's 17th men's basketball head coach on April 28, 2008.
- Took the Cardinal to its first NCAA Tournament appearance since 2007-08, advancing to the Sweet 16 for just the fifth time in school history in 2013-14.
- In 2011-12, led Stanford to the NIT postseason title, the second in school history.
- Completed a three-year commitment with the USA Basketball Senior National Team as the program's Player Personnel Director from 2006-08. That team won the gold medal at the 2008 Olympics in Beijing.
- Spent 11 years as a member of the Duke coaching staff. During that time, Duke sported a 330-60 record and won the national championship in 2001.
- Has coached three players that went in the first two rounds of the NBA Draft.

**DAWKINS YEAR-BY-YEAR**

Year	School	ALL		CONFERENCE		POSTSEASON			
		W-L	Pct.	W-L	Fin.	Conf.	NCAA	Other	
2008-09	Stanford	20-14	.588	6-12	9th	Pac-10		2-1 (CBI)	
2009-10	Stanford	14-18	.438	7-11	T8th	Pac-10			
2010-11	Stanford	15-16	.484	7-11	T6th	Pac-10			
2011-12	Stanford	26-11	.700	10-8	T7th	Pac-12		5-0& (NIT)	
2012-13	Stanford	19-15	.559	9-9	T6th	Pac-12		1-1	
2013-14	Stanford	23-13	.643	10-8	T5th	Pac-12		2-1	
<i>Stanford totals (6 years)</i>		<b>117-87 (.574)</b>		<b>49-59 (.454)</b>				<b>2-1 (.667)</b>	<b>8-2 (.800)</b>
<b>Career totals (6 years)</b>		<b>117-87 (.574)</b>		<b>49-59 (.454)</b>				<b>2-1 (.667)</b>	<b>8-2 (.800)</b>

&- National Invitation Tournament Champion



2014-15 SCHEDULE

November

Table with 2 columns: Date and Game details (Opponent, Time, Network)

December

Table with 2 columns: Date and Game details (Opponent, Time, Network)

January

Table with 2 columns: Date and Game details (Opponent, Time, Network)

February

Table with 2 columns: Date and Game details (Opponent, Time, Network)

March

Table with 2 columns: Date and Game details (Opponent, Time, Network)

- (1) Coaches vs. Cancer Classic, Stanford, Calif.
(2) Coaches vs. Cancer Classic, Brooklyn, N.Y.
(3) Las Vegas, Nev. (MGM Grand Garden Arena)

\* Pac-12 Game
Game times local to site.

2013-14 RESULTS (23-13, 10-8)

Table with 4 columns: Date, Opponent, Result, Score

- (1) Progressive Legends Classic, Stanford, Calif.
(2) Progressive Legends Classic, Brooklyn, N.Y.
(3) Brooklyn Hoops Holiday Invitational, Brooklyn, N.Y.
(4) Pac-12 Tournament, Las Vegas, Nev. (MGM Grand Garden Arena)
(5) NCAA Tournament, St. Louis, Mo. (Scottrade Center)
(6) NCAA Tournament, Memphis, Tenn. (FedExForum)
\*Pac-12 Conference Game. Rankings listed are Associated Press.

RECENT FINISHES

Table with 5 columns: Year, CONF. W-L, Fin., ALL W-L, Post.

\* - NIT Champion
# - NCAA Final Four
& - NCAA Sweet 16
^ - Pac-10 Tournament Champion

2013-14 STANFORD STATISTICS (Overall: 23-13, Pac-12: 10-8/T-5th)

Table with 18 columns: Player, GP-GS, Min/Avg, TOTAL FG-A Pct, 3-PTS 3FG-A Pct, FT-A Pct, REBOUNDS Off/Def Tot Avg, PF-FO, A, TO, Blk, Stl, Pts, Avg

**BRUIN FACTS**

**Location:** Los Angeles, CA 90024  
**Founded/Enrollment:** 1919/40,500  
**Colors:** Blue & Gold (Pantone® 285c/123c)  
**Joined Pac-12:** 1927-28  
**All-Time Record:** 1,733-772 (93 years)

**Chancellor:** Dr. Gene D. Block  
**Faculty Rep:** Donald Morrison  
**Athletic Director:** Daniel G. Guerrero  
**SWA:** Petrina Long

**Head Coach:** Steve Alford (Indiana '87)  
**Career Record:** 491-244 (23 years)  
**UCLA Record:** 28-9 (1 year)  
**Pac-12 Record:** 12-6 (1 year)  
**Office:** (310) 825-8699  
**Fax:** (310) 206-3440

**Assistant Coaches:** Duane Broussard, David Grace, Ed Schilling

**Basketball SID:** Alex Timiraos  
**E-mail:** atimiraos@athletics.ucla.edu  
**Cell:** (310) 847-9231

**Local Radio:** KLAC Sports (570 AM)

**Home Court:** Pauley Pavilion (13,800/1965)  
**Record in Pauley:** 668-104 (48 years)  
**Press Row Phone:** (310) 825-1899  
**Press Will-Call:** Central Ticket Office  
**Press Row Location:** Pauley Ticket Window

**RECORD HOLDERS**

**POINTS**

**Career:** 2608 – Don MacLean, 1989-92  
**Season:** 870 – Lew Alcindor, 1967  
**Game:** 61 – Lew Alcindor vs. Washington State, 2/25/67

**THREE-POINT FIELD GOALS**

**Career:** 317 – Jason Kapono, 2000-03  
**Season:** 87 – Jason Kapono, 2002  
 87 – Arron Afflalo, 2007  
**Game:** 9 – Jason Kapono vs. Washington State, 1/4/03

**REBOUNDS**

**Career:** 1370 – Bill Walton, 1972-74  
**Season:** 506 – Bill Walton, 1973  
**Game:** 28 – Willie Nauls vs. Arizona State, 1/28/56

**ASSISTS**

**Career:** 833 – Pooh Richardson, 1986-89  
**Season:** 256 – Larry Drew II, 2013  
**Game:** 16 – Earl Watson vs. Maryland, 3/18/00

**STEALS**

**Career:** 235 – Earl Watson, 1998-2001  
**Season:** 95 – Jordan Adams, 2014  
**Game:** 11 – Tyus Edney vs. George Mason, 12/22/94

**BLOCKED SHOTS**

**Career:** 188 – Jelani McCoy, 1996-98  
**Season:** 102 – Jelani McCoy, 1996  
**Game:** 11 – Jelani McCoy vs. Maryland, 12/9/95

**UCLA NUMERICAL ROSTER**

No.	Name	Pos.	Ht.	Wt.	Yr.	Exp.	Hometown/Last School
0	Nick Kazemi	G	6-3	210	Jr.*	2L	Tustin, Calif./Tustin HS
1	Wanaah Bail	F	6-9	220	So.	1L	Houston, Texas/Lamar Consolidated HS
2	Kory Alford	G	6-4	185	Jr.*	2L	Albuquerque, N.M./La Cueva HS
4	<b>Norman Powell</b>	G	6-4	215	Sr.	2L	San Diego, Calif./Lincoln HS
5	Kevon Looney	F	6-9	220	Fr.	HS	Milwaukee, Wis./Hamilton HS
10	Isaac Hamilton	G	6-4	185	So.	HS	Los Angeles, Calif./St. John Bosco HS
13	David Brown	G	6-3	185	Sr.	3L	Anaheim Hills, Calif./Mater Dei HS
14	Gyorgy "G.G." Goloman	F	6-10	210	Fr.	HS	Kormend, Hungary/The Sagemont School [FL]
20	Bryce Alford	G	6-3	180	So.	1L	Albuquerque, N.M./La Cueva HS
21	Alec Wulff	G	6-3	185	Fr.	HS	Laguna Beach, Calif./Laguna Beach HS
22	Noah Allen	G/F	6-6	215	So.	1L	Pacific Grove, Calif./Palma HS
23	Tony Parker	F/C	6-9	260	Jr.	2L	Atlanta, Ga./Miller Grove HS
40	Thomas Welsh	C	7-0	245	Fr.	HS	Redondo Beach, Calif./Loyola HS
43	Jonah Bolden	G/F	6-10	215	Fr.	HS	Sydney, Australia/Brewster Academy [NH]

\* - Has used redshirt year. Returning starter in **bold**.



**HEAD COACH - STEVE ALFORD**

- Named the 13th head coach in Bruin history on March 30, 2013.
- In his first season with the Bruins, led UCLA to its first appearance in the NCAA Sweet 16 and first Pac-12 Tournament title since 2008.
- His 28 wins in 2013-14 tied the school record for most victories by a coach in his first season at UCLA. The Bruins averaged 81.2 points per game, the program's highest scoring average since 1997-98.
- Has qualified for the postseason 18 times in his 23 years of coaching experience, including eight NCAA Division I tournament berths.
- Reached the 20-win plateau in 12 of his 19 years of coaching at the Division I level.

ALFORD YEAR-BY-YEAR		ALL	CONFERENCE	POSTSEASON			
Year	School	W-L	W-L	Fin.	Conf.	NCAA	Other
1991-92	Manchester	4-16	3-11	8th	ICAC		
1992-93	Manchester	20-8	7-5	T3rd	ICAC		0-1
1993-94	Manchester	23-4	10-2	1st	ICAC		0-1
1994-95	Manchester	31-1	12-0	1st	ICAC		5-1 #
<i>Manchester totals (4 years)</i>		<i>78-29 (.729)</i>	<i>32-18 (.640)</i>			<i>0-0 (.000)</i>	<i>6-3 (.667)</i>
1995-96	Missouri St.	16-12	11-7	4th	MVC		
1996-97	Missouri St.	24-9	12-6	T2nd	MVC		0-1
1997-98	Missouri St.	16-16	11-7	T3rd	MVC		
1998-99	Missouri St.	22-11	11-7	T2nd	MVC	2-1	
<i>Missouri St. totals (4 years)</i>		<i>78-48 (.619)</i>	<i>45-27 (.625)</i>			<i>2-1 (.667)</i>	<i>0-1 (.000)</i>
1999-00	Iowa	14-16	6-10	T7th	Big 10		
2000-01	Iowa	23-12	7-9	T6th ^	Big 10	1-1	
2001-02	Iowa	19-16	5-11	T8th	Big 10		0-1
2002-03	Iowa	17-14	7-9	T8th	Big 10		2-1
2003-04	Iowa	16-13	9-7	4th	Big 10		0-1
2004-05	Iowa	21-12	7-9	7th	Big 10	0-1	
2005-06	Iowa	25-9	11-5	T2nd ^	Big 10	0-1	
2006-07	Iowa	17-14	9-7	4th	Big 10		
<i>Iowa totals (8 years)</i>		<i>152-106 (.589)</i>	<i>61-67 (.477)</i>			<i>1-3 (.250)</i>	<i>2-3 (.400)</i>
2007-08	New Mexico	24-9	11-5	3rd	MWC		0-1
2008-09	New Mexico	22-12	12-4	T1st	MWC		1-1
2009-10	New Mexico	30-5	14-2	1st	MWC	1-1	
2010-11	New Mexico	22-13	8-8	5th	MWC		1-1
2011-12	New Mexico	28-7	10-4	T1st \$	MWC	1-1	
2012-13	New Mexico	29-6	13-3	1st \$	MWC	0-1	
<i>New Mexico totals (6 years)</i>		<i>155-52 (.749)</i>	<i>68-26 (.723)</i>			<i>2-3 (.400)</i>	<i>2-3 (.400)</i>
2013-14	UCLA	28-9	12-6	2nd &	Pac-12	2-1	
<i>UCLA totals (1 year)</i>		<i>28-9 (.757)</i>	<i>12-6 (.667)</i>			<i>2-1 (.667)</i>	
<b>Career totals (23 years)</b>		<b>491-244 (.668)</b>	<b>218-144 (.602)</b>			<b>7-8 (.467)</b>	<b>10-10 (.500)</b>

# - NCAA Division III National Runner-Up; ^ - Big Ten Tournament Champions; \$ - Mountain West Tournament Champions; & - Pac-12 Tournament Champions





**2014-15 SCHEDULE**

**October**  
 Thurs., 31...Azusa Pacific (Exh.).....7:30 p.m.

**November**  
 Fri., 14.....Montana State .....9 p.m. .... P12N  
 Nov. 16.....Coastal Carolina.....7 p.m. .... P12N  
 Thurs., 20.....Nicholls State.....8 p.m. .... P12N  
 Sun., 23.....Long Beach State.....7 p.m. .... P12N  
 Wed., 26.....vs. Oklahoma (1) .....2:30 p.m. .... ESPN2  
 Thurs., 27...vs. Butler or North Carolina (1)... TBD ... ESPN/AXS  
 Fri., 28.....vs. TBD (1).....TBD ... ESPN/AXS

**December**  
 Wed., 3.....Cal State Fullerton.....9 p.m. .... P12N  
 Sun., 7.....San Diego.....4 p.m. .... P12N  
 Wed., 10.....UC Riverside.....8 p.m. .... P12N  
 Sat., 13.....Gonzaga .....7 p.m. .... ESPN2  
 Sat., 20.....vs. Kentucky (2).....2:30 p.m. .... CBS  
 Sun., 28.....at Alabama .....6:30 p.m.

**January**  
 Fri., 2.....at Colorado \* .....8 p.m. .... FS1  
 Sun., 4.....at Utah \* .....2 p.m. .... P12N  
 Thurs., 8.....Stanford \* .....6 p.m. .... ESPN/2  
 Sun., 11.....California \* .....4:30 p.m. .... FS1  
 Wed., 14.....at USC \* .....6 p.m. .... ESPN2  
 Thurs., 22...at Oregon State \* .....6 p.m. .... P12N  
 Sat., 24.....at Oregon \* .....1 p.m. .... CBS  
 Thurs., 29...Utah \* .....7 p.m. .... ESPN2  
 Sat., 31.....Colorado \* .....7:30 p.m. .... P12N

**February**  
 Thurs., 5.....at Stanford \* .....6 p.m. .... ESPN/2  
 Sat., 7.....at California \* .....5 p.m. .... P12N  
 Wed., 11.....Oregon State \* .....7 p.m. .... P12N  
 Sat., 14.....Oregon \* .....12 p.m. .... FOX/FS1  
 Wed., 18.....at Arizona State \* .....7 p.m. .... ESPN2  
 Sat., 21.....at Arizona \* (3).....7 p.m. .... ESPN  
 Wed., 25.....Washington \* .....8 p.m. .... ESPN2

**March**  
 Sun., 1.....Washington State \* .....6:30 p.m. .... FS1  
 Wed., 4.....USC \* .....6 p.m. .... ESPN2  
 11-14 .....Pac-12 Tournament (4)

(1) Battle 4 Atlantis, Paradise Island, Nassau, Bahamas  
 (2) CBS Sports Classic, Chicago, Ill. (United Center)  
 (3) ESPN Game Day  
 (4) Las Vegas, Nev. (MGM Grand Garden Arena)

\* Pac-12 Game.  
 Game times local to site.

**2013-14 RESULTS  
(28-9, 12-6)**

11/8	Drexel	W	72-67
11/12	Oakland	W	91-60
11/18	Sacramento State	W	86-50
11/22	vs Morehead State (1)	W	81-70
11/24	vs Chattanooga (1)	W	106-65
11/28	vs Nevada (2)	W	105-84
11/29	vs Northwestern (2)	W	95-79
12/3	UC Santa Barbara	W	89-76
12/7	at Missouri	L	71-80
12/14	Prairie View A&M	W	95-71
12/19	at #8 Duke	L	63-80
12/22	Weber State	W	83-60
12/28	Alabama	W	75-67
1/5	USC *	W	107-73
1/9	#1 Arizona *	L	75-79
1/12	Arizona State *	W	87-72
1/16	at Colorado *	W	69-56
1/18	at Utah *	L	69-74
1/23	Stanford *	W	91-74
1/26	California *	W	76-64
1/30	at Oregon *	W	70-68
2/2	at Oregon State *	L	67-71
2/8	at USC *	W	83-73
2/13	Colorado *	W	92-74
2/15	Utah *	W	80-66
2/19	at California *	W	86-66
2/22	at Stanford *	L	74-83
2/27	Oregon *	L (2OT)	83-87
3/2	Oregon State *	W	74-69
3/6	at Washington *	W	91-82
3/8	at Washington State *	L	55-73
3/13	vs. Oregon (3)	W	82-63
3/14	vs. Stanford (3)	W	84-59
3/15	vs. #4 Arizona (3)	W	75-71
3/21	vs. Tulsa (4)	W	76-59
3/23	vs. Stephen F. Austin (4)	W	77-60
3/27	vs. #1 Florida (5)	L	68-79

(1) Continental Tire Las Vegas Invitational, Los Angeles, Calif.  
 (2) Continental Tire Las Vegas Invitational, Las Vegas, Nev.  
 (3) Pac-12 Tournament, Las Vegas, Nev. (MGM Grand Garden Arena)  
 (4) NCAA Tournament, San Diego, Calif. (Viejas Arena)  
 (5) NCAA Tournament, Memphis, Tenn. (FedExForum)  
 \*Pac-12 Conference Game. Rankings listed are Associated Press.

**RECENT FINISHES**

Year	CONF.		ALL		Post.
	W-L	Fin.	W-L		
78-79	15-3	1	25-5	NCAA	
79-80	12-6	4	22-10	NCAA^	
80-81	13-5	3	20-7	NCAA	
81-82	14-4	2	21-6		
82-83	15-3	1	23-6	NCAA	
83-84	10-8	4	17-11		
84-85	12-6	3t	21-12	NIT#	
85-86	9-9	4	15-14	NIT	
86-87	14-4	1%	25-7	NCAA	
87-88	12-6	2t	16-14		
88-89	13-5	3t	21-10	NCAA	
89-90	11-7	4	22-11	NCAA	
90-91	11-7	2	23-9	NCAA	
91-92	16-2	1	28-5	NCAA	
92-93	11-7	3t	22-11	NCAA	
93-94	13-5	2t	21-7	NCAA	
94-95	16-2	1	31-2	NCAA*	
95-96	16-2	1	23-8	NCAA	
96-97	15-3	1	24-8	NCAA	
97-98	12-6	3	24-9	NCAA	
98-99	12-6	3	22-9	NCAA	
99-00	10-8	4t	21-12	NCAA	
00-01	14-4	3	23-9	NCAA	
01-02	11-7	6	21-12	NCAA	
02-03	6-12	6t	10-19		
03-04	7-11	8t	11-17		
04-05	11-7	3t	18-11	NCAA	
05-06	14-4	1%	32-7	NCAA^	
06-07	15-3	1	30-6	NCAA^	
07-08	16-2	1%	35-4	NCAA^	
08-09	13-5	2	26-9	NCAA	
09-10	8-10	5	14-18		
10-11	13-5	2	23-11	NCAA	
11-12	11-7	5t	19-14		
12-13	13-5	1	25-10	NCAA	
13-14	12-6	2%	28-9	NCAA	

\* - NCAA Champion; ^ - NCAA Final Four  
 + - NCAA runner-up; # - NIT Champion  
 % - Pac-10/12 Tournament Champion

**2013-14 UCLA STATISTICS (Overall: 28-9, Pac-12: 12-6/2nd)**

Player	GP-GS	Min/Avg	TOTAL		3-PTS		FT-A		REBOUNDS			PF-FO	A	TO	Blk	Stl	Pts	Avg
			FG-A	Pct	3FG-A	Pct	FT-A	Pct	Off/Def	Tot	Avg							
Adams, Jordan	36-36	1082/30.1	208-429	.485	52-146	.356	158-189	.836	67/125	192	5.3	78-1	84	54	5	95	626	17.4
Anderson, Kyle	36-36	1196/33.2	181-377	.480	28-58	.483	137-186	.737	45/270	315	8.8	60-0	233	110	27	64	527	14.6
Powell, Norman	37-37	952/25.7	153-287	.533	20-68	.294	96-123	.780	24/81	105	2.8	85-2	63	38	14	51	422	11.4
LaVine, Zach	37-1	904/24.4	127-288	.441	48-128	.375	47-68	.691	18/76	94	2.5	73-0	66	42	6	33	349	9.4
Alford, Bryce	37-1	855/23.1	83-216	.384	47-122	.385	82-102	.804	4/61	65	1.8	45-0	102	48	4	30	295	8.0
Wear, Travis	34-28	812/23.9	105-198	.530	11-25	.440	25-30	.833	33/75	108	3.2	104-3	49	13	23	25	246	7.2
Parker, Tony	37-9	638/17.2	109-181	.602	0-0	.000	36-77	.468	66/98	164	4.4	108-6	5	36	23	15	254	6.9
Wear, David	37-37	848/22.9	93-185	.503	23-52	.442	33-41	.805	52/90	142	3.8	74-1	28	33	7	23	242	6.5
Bail, Wanaah	13-0	60/4.6	8-18	.444	0-1	.000	5-8	.625	1/7	8	0.6	14-0	4	1	2	4	21	1.6
Allen, Noah	11-0	38/3.5	4-7	.571	0-2	.000	3-7	.429	1/6	7	0.6	6-0	1	1	0	0	11	1.0
Alford, Kory	11-0	17/1.5	1-2	.500	0-0	.000	3-4	.750	2/1	3	0.3	3-0	0	0	0	0	5	0.5
Brown, David	11-0	20/1.8	1-3	.333	0-1	.000	2-2	1.000	1/0	1	0.1	0-0	1	0	0	0	4	0.4
Williams, Aubrey	11-0	14/1.3	0-2	.000	0-0	.000	1-2	.500	0/1	1	0.1	1-0	0	0	0	1	1	0.1
Kazemi, Nick	10-0	14/1.4	0-3	.000	0-0	.000	0-0	.000	1/3	4	0.4	1-0	0	0	0	0	0	0.0
TEAM									53/46	99	2.7	0		3				0
<b>UCLA</b>	<b>37</b>		<b>1073-2196</b>	<b>.489</b>	<b>229-603</b>	<b>.380</b>	<b>628-839</b>	<b>.749</b>	<b>368/940</b>	<b>1308</b>	<b>35.4</b>	<b>652-13</b>	<b>636</b>	<b>379</b>	<b>111</b>	<b>341</b>	<b>3003</b>	<b>81.2</b>
<b>Opponents</b>	<b>37</b>		<b>898-2103</b>	<b>.427</b>	<b>301-874</b>	<b>.344</b>	<b>507-750</b>	<b>.676</b>	<b>377/868</b>	<b>1245</b>	<b>33.6</b>	<b>680--</b>	<b>509</b>	<b>529</b>	<b>99</b>	<b>194</b>	<b>2604</b>	<b>70.4</b>

**TROJAN FACTS**

**Location:** Los Angeles, CA 90089  
**Founded/Enrollment:** 1880/40,000  
**Colors:** Cardinal & Gold  
 (Pantone® 201/123c)  
**Joined Pac-12:** 1921-22  
**All-Time Record:** 1,504-1,126 (107 years)

**President:** C.L. Max Nikias  
**Faculty Rep:** Clare Pastore  
**Athletic Director:** Pat Haden  
**SWA:** Donna Heinel

**Head Coach:** Andy Enfield (Johns Hopkins, '91)  
**Career Record:** 52-49 (3 years)  
**USC Record:** 11-21 (1 year)  
**Pac-12 Record:** 2-16 (1 year)  
**Office:** (213) 740-3815  
**Fax:** (213) 740-7586

**Assistant Coaches:** Tony Bland, Jason Hart, Kevin Norris

**Basketball SID:** David Tuttle  
**E-mail:** davidtut@usc.edu  
**Cell:** (213) 725-3102

**Local Radio:** ESPN (710 AM KSPN)

**Home Court:** Galen Center (10,258/2006)  
**Record in Galen Center:** 85-46 (8 years)  
**Press Row Phones:** (213) 740-3900  
**Press Will-Call:** Southeast side of the building (off Flower Street)  
**Press Row Location:** Southeast endzone

**RECORD HOLDERS**

**POINTS**

**Career:** 2048 – Harold Miner, 1990-92  
**Season:** 789 – Harold Miner, 1992  
**Game:** 45 – John Block vs. Washington, 2/11/66

**THREE-POINT FIELD GOALS**

**Career:** 232 – Lodrick Stewart, 1999-2002  
**Season:** 93 – Phil Glenn, 1993  
**Game:** 9 – Anthony Pendleton vs. Long Beach State, 12/9/87

**REBOUNDS**

**Career:** 1067 – Ron Riley, 1970-72  
**Season:** 398 – Ron Riley, 1971  
**Game:** 28 – Twice. Last; David Bluthenthal vs. Arizona State, 1/20/00

**ASSISTS**

**Career:** 779 – Brandon Granville, 1999-2002  
**Season:** 248 – Brandon Granville, 2000  
**Game:** 15 – Brandon Granville vs. Memphis, 11/23/00

**STEALS**

**Career:** 229 – Brandon Granville, 1999-2002  
**Season:** 94 – Jeff Trepagnier, 2000  
**Game:** 10 – Jeff Trepagnier vs. Utah State, 11/24/00

**BLOCKED SHOTS**

**Career:** 253 – Taj Gibson, 2007-2009  
**Season:** 100 – Taj Gibson, 2009  
**Game:** 8 – 3 times. Last, Avondre Jones vs. Rhode Island, 12/30/95

**USC NUMERICAL ROSTER**

No.	Name	Pos.	Ht.	Wt.	Yr.	Exp.	Hometown/Last School
0	Darion Clark	F	6-7	220	So.*	TR	Conyers, Ga./Charlotte
1	Katin Reinhardt	G	6-6	205	So.*	TR	Dana Point, Calif./UNLV
2	Malik Price-Martin	F	6-11	220	Fr.	HS	Miami, Fla./Faith Baptist HS
3	Chass Bryan	G	5-11	165	Jr.	2L	Oak Park, Calif./Oaks Christian HS
5	Kahlil Dukes	G	6-0	170	So.	1L	Hartford, Conn./Capital Prep Magnet School
11	Jordan McLaughlin	G	6-1	170	Fr.	HS	Etiwanda, Calif./Etiwanda HS
12	<b>Julian Jacobs</b>	G	6-4	180	So.	1L	Las Vegas, Nev./Desert Pines HS
13	Samer Dhillon	F	6-7	200	So.	1L	Sacramento, Calif./Inderkum HS
14	Strahinja Gavrilovic	F	6-9	230	Jr.	2L	Kragujevac, Serbia/Rock Academy
15	Brendyn Taylor	G	6-2	185	Jr.	2L	Los Angeles, Calif./Fairfax HS
21	Devon Pflueger	G	6-6	195	So.	1L	San Juan Capistrano, Calif./Juniper Serra Catholic HS
24	Malik Marquetti	G	6-6	190	Fr.	HS	Compton, Calif./Millikan HS
30	Elijah Stewart	G	6-5	180	Fr.	HS	DeRidder, La./Westchester HS
32	<b>Nikola Jovanovic</b>	F	6-11	230	So.	1L	Belgrade, Serbia/Arlington Country Day School

\* - Has used redshirt year. Returning starter in **bold**.



**HEAD COACH - ANDY ENFIELD**

- Named USC's head coach on April 1, 2013.
- Brings in the 12th-ranked recruiting class in his second year with the Trojans and returns two starters from last year's squad in Nikola Jovanovic and Julian Jacobs.
- Took over the helm of the Trojans program after two historic seasons at Florida Gulf Coast, where Enfield tallied a record of 41-28.
- Guided the Eagles to the Sweet Sixteen, the first-ever No. 15 seed to do so in the history of the NCAA Division I Championship.
- Advanced to the Atlantic Sun Championship game both seasons.
- Began coaching in the NBA with the Milwaukee Bucks, then the Boston Celtics.

**ENFIELD YEAR-BY-YEAR**

Year	School	ALL W-L	CONFERENCE W-L	Fin.	Conf.	POSTSEASON NCAA	Other
2011-12	Florida Gulf Coast	15-17	8-10	T5th	A-Sun		
2012-13	Florida Gulf Coast	26-11	13-5	2nd	A-Sun	2-1	
<i>FGCU totals (2 years)</i>		<i>41-28 (.594)</i>	<i>21-15 (.583)</i>			<i>2-1</i>	<i>0-0</i>
2013-14	USC	11-21	2-16	12th	Pac-12		
<i>USC totals (1 year)</i>		<i>11-21 (.344)</i>	<i>2-16 (.111)</i>				
<b>Career totals (3 years)</b>		<b>52-49 (.515)</b>	<b>23-31 (.426)</b>			<b>2-1 (.667)</b>	

ALL W-L	CONFERENCE W-L	Fin.	Conf.	POSTSEASON NCAA	Other
15-17	8-10	T5th	A-Sun		
26-11	13-5	2nd	A-Sun	2-1	
<i>41-28 (.594)</i>				<i>2-1</i>	<i>0-0</i>
11-21	2-16	12th	Pac-12		
<i>11-21 (.344)</i>					
<b>52-49 (.515)</b>				<b>2-1 (.667)</b>	



2014-15 SCHEDULE

November

Table with 2 columns: Date and Game details (Opponent, Time, TV, Conference)

December

Table with 2 columns: Date and Game details (Opponent, Time, TV, Conference)

January

Table with 2 columns: Date and Game details (Opponent, Time, TV, Conference)

February

Table with 2 columns: Date and Game details (Opponent, Time, TV, Conference)

March

Table with 2 columns: Date and Game details (Opponent, Time, TV, Conference)

(1) Gildan Charleston Classic, Charleston, S.C. (TD Arena)
(2) Las Vegas, Nev. (MGM Grand Garden Arena)

\* Pac-12 Game
Game times local to site.

2013-14 RESULTS (11-21, 2-16)

Table with 4 columns: Date, Location, Result, Score

(1) Battle 4 Atlantis, Nassau, Bahamas (Imperial Arena)
(2) Pac-12 Tournament, Las Vegas, Nev. (MGM Grand Garden Arena)
\*Pac-12 Conference Game. Rankings listed are Associated Press.

RECENT FINISHES

Table with 6 columns: Year, W-L, Fin., W-L, Post. (All, Conf)

\*East Regional Final

2013-14 USC STATISTICS (Overall: 11-21, Pac-12: 2-16/12th)

Table with 18 columns: Player, GP-GS, Min/Avg, FG-A, Pct, 3FG-A, Pct, FT-A, Pct, Off/Def, Tot, Avg, PF-FO, A, TO, Blk, Stl, Pts, Avg

**UTE FACTS**

**Location:** Salt Lake City, UT 84112  
**Founded/Enrollment:** 1850/30,819  
**Colors:** Crimson (Pantone® 187) & White  
**Joined Pac-12:** 2011-12  
**All-Time Record:** 1,706-948 (105 years)

**President:** David W. Pershing, Ph.D  
**Faculty Rep:** William Smith  
**Athletic Director:** Dr. Chris Hill  
**SWA:** Mary Bowman

**Head Coach:** Larry Krystkowiak (Montana '96)  
**Career Record:** 84-75 (5 years)  
**Utah Record:** 42-55 (3 years)  
**Pac-12 Record:** 17-37 (3 years)  
**Office:** (801) 581-5451  
**Fax:** (801) 581-4358

**Associate Head Coach:** Tommy Connor  
**Assistant Coaches:** DeMarlo Slocum, Andy Hill

**Basketball SID:** Drew Wiseman  
**E-mail:** dwiseman@huntsman.utah.edu  
**Cell:** (801) 201-8563

**Local Radio:** ESPN (700 AM)

**Home Court:** Jon M. Huntsman Center (15,000/1969)

**Record in Jon M. Huntsman Center:** 561-143 (44 years)

**Press Row Phones:** (801) 581-6657  
**Press Will-Call:** Ticket office, Southeast corner of Huntsman Center

**Press Row Location:** Top of lower bowl, south side, midcourt

**RECORD HOLDERS**

**POINTS**

**Career:** 2542 – Keith Van Horn, 1993-97  
**Season:** 1009 – Billy McGill, 1962  
**Game:** 60 – Billy McGill vs. Brigham Young, 2/24/62

**THREE-POINT FIELD GOALS**

**Career:** 287 – Nick Jacobson, 2000-04  
**Season:** 99 – Nick Jacobson, 2004  
**Game:** 8 – Johnnie Bryant vs. TCU, 2/26/08

**REBOUNDS**

**Career:** 1106 – Billy McGill, 1959-62  
**Season:** 430 – Billy McGill, 1961  
**Game:** 24 – Billy McGill vs. UCLA, 12/29/61

**ASSISTS**

**Career:** 778 – Jeff Jonas, 1973-77  
**Season:** 309 – Jeff Jonas, 1977  
**Game:** 16 – Scott Jones vs. Brigham Young, 1/12/74

**STEALS**

**Career:** 254 – Andre Miller, 1995-99  
**Season:** 84 – Andre Miller, 1999  
**Game:** 8 – Brandon Jessie vs. San Diego State, 1/15/96

**BLOCKED SHOTS**

**Career:** 219 – David Foster, 2006-07, 2009-2013  
**Season:** 115 – David Foster, 2010  
**Game:** 10 – David Foster at Weber State, 12/2/09

**UTAH NUMERICAL ROSTER**

No.	Name	Pos.	Ht.	Wt.	Yr.	Exp.	Hometown/Last School
0	Brekkott Chapman	F	6-8	215	Fr.	HS	Roy, Utah/Roy
1	Isaiah Wright	G	6-2	175	Fr.	HS	Boise, Idaho/Borah
2	Eris Winder	G	6-1	175	Fr.	HS	Las Vegas, Nev./Palo Verde
10	Jake Connor	G	6-3	170	Fr.	HS	Salt Lake City, Utah/Highland
11	<b>Brandon Taylor</b>	G	5-10	165	Jr.	2L	Los Angeles, Calif./Pacific Hills
14	<b>Dakarai Tucker</b>	G/F	6-5	189	Jr.	2L	Los Angeles, Calif./Serra
15	Austin Eastman	G	6-3	175	Sr.	1L	Billings, Mont./Billings Senior
20	Chris Reyes	F	6-7	235	So.	TR	La Verne, Calif./Citrus College
21	<b>Jordan Loveridge</b>	F	6-6	210	Jr.	2L	West Jordan, Utah/West Jordan
25	Kenneth Ogbe	G	6-6	188	So.	1L	Ehingen, Germany/Ursprung
31	Dallin Bachynski	C	7-0	258	Sr.	2L	Calgary, Alberta, Canada/Southern Utah
35	Kyle Kuzma	F	6-9	190	Fr.*	HS	Burton, Mich./Rise Academy
41	Jeremy Olsen	C	6-10	232	Jr.*	2L	Lawrenceville, Ga./Collins Hill
42	Jakob Poeltl	F	7-0	230	Fr.	HS	Vienna, Austria/Arkadia Traiskirchen
55	<b>Delon Wright</b>	G	6-5	178	Sr.	1L	Los Angeles, Calif./City College of San Francisco

\*- Has used redshirt year. Returning starter in **bold**.



**HEAD COACH - LARRY KRYSTKOWIAK**

- Named the 15th men's basketball coach in Utah history on April 4, 2011.
- Last year, Krystkowiak led the Utes to their first postseason appearance since 2008-09 as Utah played in the first round of the National Invitational Tournament.
- Was the head coach of the 2014 Pac-12 All-Star Team that traveled to China and posted a 3-0 record against Chinese teams.
- Went 42-20 in his first collegiate coaching job at Montana, where his alma mater won both Big Sky Tournament championships in his two-year tenure.
- Coached the Iowa Stampede of the CBA to a 38-14 record and the CBA Finals in 2003-04, his lone season with the CBA.

KRYSTKOWIAK YEAR-BY-YEAR		ALL	CONFERENCE	POSTSEASON			
Year	School	W-L	W-L	Fin.	Conf.	NCAA	Other
2004-05	Montana	18-13	9-5	T2nd	Big Sky	0-1	
2005-06	Montana	24-7	10-4	2nd	Big Sky	1-1	
<i>Montana totals (2 years)</i>		<i>42-20 (.677)</i>	<i>19-9 (.679)</i>			<i>1-2 (.333)</i>	<i>0-0</i>
2011-12	Utah	6-25	3-15	11th	Pac-12		
2012-13	Utah	15-18	5-13	10th	Pac-12		
2013-14	Utah	21-12	9-9	T8th	Pac-12		0-1 (NIT)
<i>Utah totals (3 years)</i>		<i>42-55 (.433)</i>	<i>17-37 (.314)</i>				<i>0-1 (.000)</i>
<b>Career totals (5 years)</b>		<b>84-75 (.528)</b>	<b>36-46 (.439)</b>			<b>1-2 (.333)</b>	<b>0-1 (.000)</b>



2014-15 SCHEDULE

November

Table with 3 columns: Date, Opponent, Time/Location. Includes games vs Pacific (Ore.), Ball State, San Diego State, UC Riverside, Texas-Pan American, North Dakota, and Alabama State.

December

Table with 3 columns: Date, Opponent, Time/Location. Includes games vs Wichita State, BYU, Kansas (2), UNLV (3), South Dakota State, and Carroll (Montana).

January

Table with 3 columns: Date, Opponent, Time/Location. Includes games vs USC, UCLA, Colorado, Arizona State, Washington State, and Washington.

February

Table with 3 columns: Date, Opponent, Time/Location. Includes games vs USC, Colorado, Stanford, California, Oregon State, and Arizona State.

March

Table with 3 columns: Date, Opponent, Time/Location. Includes games vs Washington State and Pac-12 Tournament.

- (1) Utah Thanksgiving Tournament, Salt Lake City, Utah (Huntsman Center)
(2) Kansas City, Mo. (Sprint Center)
(3) MGM Grand Showcase, Las Vegas, Nev. (MGM Grand Garden Arena)
(4) Las Vegas, Nev. (MGM Grand Garden Arena)

\* Pac-12 Game
Game times local to site.

2013-14 RESULTS (21-12, 9-9)

Table with 4 columns: Date, Opponent, Result, Score. Lists 38 games from 11/8 to 3/18, including opponents like Evergreen State, UC Davis, Grand Canyon, Lamar, Savannah State, Boise State, Fresno State, Idaho State, BYU, Texas State, St. Katherine, Oregon, Washington State, USC, Arizona State, Colorado, Washington, California, Stanford, and Saint Mary's (CA).

- (1) Utah Classic, Salt Lake City, Utah
(2) Pac-12 Tournament, Las Vegas, Nev. (MGM Grand Garden Arena)
(3) NIT Tournament, Moraga, Calif. (McKeon Pavilion)
\* Pac-12 Conference Game. Rankings listed are Associated Press.

RECENT FINISHES

Table with 5 columns: Year, CONF. W-L, Fin., ALL W-L, Post. Lists seasons from 78-79 to 13-14 with conference and overall records and tournament finishes.

1979-99 - member of WAC
2000-09 - member of MWC
%- NIT Final Four; & - NCAA national runner-up

2013-14 UTAH STATISTICS (Overall: 21-12, Pac-12: 9-9/T-8th)

Large table with 18 columns: Player, GP-GS, Min/Avg, TOTAL FG-A Pct, 3-PTS 3FG-A Pct, FT-A Pct, REBOUNDS Off/Def Tot Avg, PF-FO, A, TO, Blk, Stl, Pts, Avg. Includes totals for UTAH and Opponents.

**HUSKY FACTS**

**Location:** Seattle, WA 98195  
**Founded/Enrollment:** 1861/43,307  
**Colors:** Purple & Gold  
 (Pantone® 5265/7502)  
**Joined Pac-12:** 1915-16  
**All-Time Record:** 1,700-1,102 (111 years)

**President:** Michael Young  
**Faculty Rep:** Roland Dukes  
**Athletic Director:** Scott Woodward  
**Sr. Assoc. AD:** Stephanie Rempe

**Head Coach:** Lorenzo Romar  
 (Cincinnati '92)  
**Career Record:** 347-232 (18 years)  
**UW Record:** 254-144 (12 years)  
**Pac-12 Record:** 127-89 (12 years)  
**Office:** (206) 543-5260  
**Fax:** (206) 616-8906

**Assistant Coaches:** Raphael Chillious,  
 Brad Jackson, T.J. Otzelberger

**Basketball SID:** Ashley Walker  
**E-mail:** awalker1@uw.edu  
**Cell:** (206) 240-3899

**Local Radio:** KJR (950 AM)

**Home Court:** Alaska Airlines Arena  
 (10,000/1927)

**Record in Alaska Airlines Arena:**  
 912-315 (86 years)

**Press Row Phone:** 206/543-2230  
**Press Will-Call:** Southeast

**Press Row Location:** South side, con-  
 course level

**RECORD HOLDERS**

**POINTS**

**Career:** 2073 – Chris Welp, 1984-87  
**Season:** 846 – Bob Houbregs, 1953  
**Game:** 49 – Bob Houbregs vs. Idaho,  
 1/10/53

**THREE-POINT FIELD GOALS**

**Career:** 301 – C.J. Wilcox, 2011-14  
**Season:** 90 – C.J. Wilcox, 2014  
**Game:** 9 – Ryan Appleby at Oregon  
 State, 2/16/08

**REBOUNDS**

**Career:** 1283 – Jon Brockman, 2006-09  
**Season:** 391 – Jon Brockman, 2009  
**Game:** 30 – Ed Corell vs. Oregon,  
 2/24/62

**ASSISTS**

**Career:** 515 – Will Conroy, 2002-05  
**Season:** 219 – Will Conroy, 2005  
**Game:** 16 – Rafael Stone vs. Cal,  
 2/20/70

**STEALS**

**Career:** 195 – Jamie Booker, 1994-97  
**Season:** 67 – Bryant Boston, 1995  
**Game:** 9 – Jason Hamilton vs. Eastern  
 Washington, 11/28/95

**BLOCKED SHOTS**

**Career:** 186 – Chris Welp, 1984-87  
**Season:** 67 – Twice. Last, David Dixon,  
 2002  
**Game:** 7 – Three times. Last, Matthew  
 Bryan-Amaning at Arizona,  
 2/19/11

**WASHINGTON NUMERICAL ROSTER**

No.	Name	Pos.	Ht.	Wt.	Yr.	Exp.	Hometown/Last School
1	Darin Johnson	G	6-5	200	So.	1L	Sacramento, Calif./Sheldon HS
2	Quevyn Winters	G	6-5	200	Jr.	TR	Milwaukee, Wisc./Indian Hills CC
5	<b>Nigel Williams-Goss</b>	G	6-3	185	So.	1L	Happy Valley, Ore./Findlay Prep (Nev.)
10	Dan Kingma	G	5-10	152	Fr.	HS	Mill Creek, Wash./Jackson HS
11	<b>Mike Anderson</b>	G	6-4	195	Sr.	1L	Hartford, Conn./Moberly Area (Mo.)
12	<b>Andrew Andrews</b>	G	6-2	195	Jr.*	2L	Portland, Ore./Benson Tech HS
15	KJ Garrett	G	6-3	190	Fr.	HS	Manhattan Beach, Calif./Rolling Hills Prep
21	Jernard Jarreau	F	6-10	220	So.*	1L	New Orleans, La./McDonogh 35 Senior HS
24	Robert Upshaw	C	6-11	255	So.	TR	Fresno, Calif./Fresno State
33	Jahmel Taylor	G	6-0	175	So.	1L	Los Angeles, Calif./Pacific Hills HS
34	Gilles Dierickx	C	7-0	235	Jr.*	2L	Ghent, Belgium/Florida International
40	Shawn Kemp, Jr.	F	6-9	250	Sr.*	3L	Canton, Ga./Hargrave Military Academy (Va.)
42	Donaven Dorsey	F	6-7	225	Fr.	HS	Lacey, Wash./Timberline HS

\* - Has used redshirt year. Returning starter in **bold**.



**HEAD COACH - LORENZO ROMAR**

- Guided the Huskies to the 2012 Pac-12 regular season title and the 2011 Pac-12 Tournament title.
- In 2008-09, led Washington to its first Pac-10 crown since sharing the title in 1985, and first outright Conference title since 1953.
- Has posted six 20-win seasons over the last 10 seasons, with three NCAA Tournament Sweet Sixteen appearances (2005, 2006 and 2010).
- Three-time Pac-12 Coach of the Year (2005, 2009 and 2010)
- In 2000, became first coach in Saint Louis history to win a conference title and earn a trip to the NCAA Tournament in debut season.
- Lettered at Washington in 1979 and 1980.

ROMAR YEAR-BY-YEAR		ALL	CONFERENCE	POSTSEASON			
Year	School	W-L	W-L	Fin.	Conf.	NCAA	Other
1996-97	Pepperdine	6-21	4-10	T6th	WCC		
1997-98	Pepperdine	17-10	9-5	2nd	WCC		
1998-99	Pepperdine	19-13	9-5	T2nd	WCC		0-1 (NIT)
<i>Pepperdine totals (3 years)</i>		<i>42-44 (.448)</i>	<i>22-20 (.524)</i>				<i>0-1 (.000)</i>
1999-00	Saint Louis	19-14	7-9	T7th	C-USA*	0-1	
2000-01	Saint Louis	17-14	8-8	8th	C-USA		
2001-02	Saint Louis	15-16	9-7	5th	C-USA		
<i>Saint Louis totals (3 years)</i>		<i>51-44 (.537)</i>	<i>24-24 (.500)</i>			<i>0-1 (.000)</i>	<i>0-0</i>
2002-03	Washington	10-17	5-13	9th	Pac-10		
2003-04	Washington	19-12	12-6	2nd	Pac-10	0-1	
2004-05	Washington	29-6	14-4	2nd	Pac-10#	2-1	
2005-06	Washington	26-7	13-5	2nd	Pac-10	2-1	
2006-07	Washington	19-13	8-10	7th	Pac-10		
2007-08	Washington	16-17	7-11	8th	Pac-10		0-1 (CBI)
2008-09	Washington	26-9	14-4	1st	Pac-10	1-1	
2009-10	Washington	26-10	11-7	3rd	Pac-10#	2-1	
2010-11	Washington	24-11	11-7	3rd	Pac-10#	1-1	
2011-12	Washington	24-11	14-4	1st	Pac-12		3-1 (NIT)
2012-13	Washington	18-8	9-9	T6th	Pac-12		0-1 (NIT)
2013-14	Washington	17-15	9-9	T8th	Pac-12		
<i>Washington totals (12 years)</i>		<i>254-144 (.638)</i>	<i>127-89 (.588)</i>			<i>7-6 (.538)</i>	<i>3-3 (.500)</i>
<b>Career totals (18 years)</b>		<b>347-232 (.599)</b>	<b>173-133 (.565)</b>			<b>8-7 (.538)</b>	<b>3-4 (.429)</b>

\* - Conference USA Tournament Champion. # - Pac-10 Tournament Champion

**2014-15 SCHEDULE**
**November**

Thurs., 6.....St. Martin's (Ex.) .....	7:30 p.m.	.....	P12N
Fri., 14.....South Carolina State.....	7 p.m.	.....	P12N
Fri., 21.....at Seattle .....	7 p.m.	.....	
Sun., 23.....vs. Pacific (1).....	5 p.m.	.....	P12N
Thurs., 27.....vs. San Jose State (2).....	8 p.m.	.....	ESPN2
Fri., 28.....vs. LB State or W. Michigan (2) ..	TBD	..	ESPN2/3/U
Sun., 30.....vs. TBD (2).....	TBD	..	ESPN2/3/U

**December**

Sun., 7.....San Diego State .....	6 p.m.	.....	P12N
Sun., 14.....Eastern Washington .....	5 p.m.	.....	P12N
Wed., 17.....Grambling State.....	8 p.m.	.....	P12N
Sat., 20.....vs. Oklahoma (3) .....	7 p.m.	.....	ESPNU
Mon., 22.....Tulane .....	8 p.m.	.....	P12N
Sun., 28.....Stony Brook .....	5 p.m.	.....	P12N

**January**

Fri., 2.....at California * .....	7 p.m.	.....	P12N
Sun., 4.....at Stanford * .....	7 p.m.	.....	ESPNU
Sat., 10.....Washington State * .....	12 p.m.	.....	P12N
Thurs., 15.....Oregon State * .....	6 p.m.	.....	P12N
Sun., 18.....Oregon * .....	5:30 p.m.	.....	ESPNU
Thurs., 22.....at Colorado * .....	7:30 p.m.	.....	FS1
Sun., 25.....at Utah * .....	6:30 p.m.	.....	ESPNU
Wed., 28.....Stanford * .....	8 p.m.	.....	ESPNU

**February**

Sun., 1.....California * .....	12 p.m.	.....	P12N
Wed., 4.....at Oregon * .....	6 p.m.	.....	ESPN2
Sun., 8.....at Oregon State * .....	1:30 p.m.	.....	FS1
Fri., 13.....Arizona * .....	6 p.m.	.....	ESPN
Sun., 15.....Arizona State * .....	2:30 p.m.	.....	P12N
Sun., 22.....at Washington State * .....	5:30 p.m.	.....	ESPNU
Wed., 25.....at UCLA * .....	8 p.m.	.....	ESPN2
Sat., 28.....at USC * .....	7:30 p.m.	.....	P12N

**March**

Thurs., 5.....Colorado * .....	6 p.m.	.....	FS1
Sat., 7.....Utah * .....	1:30 p.m.	.....	P12N
11-14 .....	Pac-12 Tournament (4)		

- (1) Marv Harshman Classic, Seattle, Wash. (KeyArena)
- (2) Wooden Legacy, Anaheim, Calif. (Titan Gym/Honda Center)
- (3) MGM Grand Showcase, Las Vegas, Nev. (MGM Grand Garden Arena)
- (4) Las Vegas, Nev. (MGM Grand Garden Arena)

\* Pac-12 Game  
Game times local to site.

**2013-14 RESULTS  
(17-15, 9-9)**

11/10	Seattle	W	88-78
11/14	UC Irvine	L	72-86
11/17	Eastern Washington	W	92-80
11/21	vs Indiana (1)	L	84-102
11/22	vs Boston College (1)	L	78-89
11/26	Montana	W	83-79
11/30	Long Beach State	W (2OT)	92-89
12/8	at #24 San Diego State	L	63-70
12/14	Idaho State	W	85-66
12/17	at Tulane	W	73-62
12/22	#10 Connecticut	L	70-82
12/27	Mississippi Valley State	W	95-80
12/29	Hartford	W	73-67
1/2	at Arizona State *	W	76-65
1/4	at #1 Arizona *	L	62-71
1/8	Utah *	W	59-57
1/12	#15 Colorado *	W	71-54
1/15	at California *	L	56-82
1/18	at Stanford *	L	67-79
1/23	Oregon *	W	80-76
1/25	Oregon State *	W	87-81
2/1	at Washington State *	L	67-72
2/6	at Utah *	L	69-78
2/9	at Colorado *	L	65-91
2/12	Stanford *	W	64-60
2/15	California *	L	59-72
2/19	at Oregon *	L	71-78
2/22	at Oregon State *	W	86-62
2/28	Washington State *	W	72-49
3/6	UCLA *	L	82-91
3/8	USC *	W	82-75
3/12	vs. Utah (2)	L	61-67

- (1) 2K Sports Classic, New York, N.Y. (Madison Square Garden)
- (2) Pac-12 Tournament, Las Vegas, Nev. (MGM Grand Garden Arena)
- \*Pac-12 Conference Game. Rankings listed are Associated Press.

**RECENT FINISHES**

Year	CONF.		ALL		Post.
	W-L	Fin.	W-L		
78-79	6-12	8t	11-16		
79-80	9-9	5	18-10		NIT
80-81	8-10	5t	14-13		
81-82	11-7	4	19-10		NIT
82-83	7-11	6t	16-15		
83-84	15-3	1t	24-7		NCAA*
84-85	13-5	1t	22-10		NCAA
85-86	13-5	2	19-12		NCAA
86-87	10-8	3t	20-15		NIT
87-88	5-13	8t	10-19		
88-89	8-10	6	12-16		
89-90	5-13	9	11-17		
90-91	5-13	10	14-14		
91-92	5-13	8	12-17		
92-93	7-11	8	13-14		
93-94	3-15	9	5-22		
94-95	5-13	7t	9-18		
95-96	9-9	5t	16-12		NIT
96-97	10-8	6	17-11		NIT
97-98	11-7	4	20-10		NCAA*
98-99	10-8	4	17-12		NCAA
99-00	5-13	8t	10-20		
00-01	4-14	9t	10-20		
01-02	5-13	8	11-18		
02-03	5-13	9	10-17		
03-04	12-6	2	19-12		NCAA
04-05	14-4	2^	29-6		NCAA*
05-06	13-5	2	26-7		NCAA*
06-07	8-10	7	19-13		
07-08	7-11	8	16-17		CBI
08-09	14-4	1	26-9		NCAA
09-10	11-7	3^	26-10		NCAA*
10-11	11-7	3^	24-11		NCAA
11-12	14-4	1	24-11		NIT
12-13	9-9	6t	18-16		NIT
13-14	9-9	8t	17-15		

^ - Pac-10 Tournament Champion  
\* - NCAA Sweet 16

**2013-14 WASHINGTON STATISTICS (Overall: 17-15, Pac-12: 9-9/T-8th)**

Player	GP-GS	Min/Avg	TOTAL		3-PTS		FT-A		REBOUNDS			PF-FO	A	TO	Blk	Stl	Pts	Avg
			FG-A	Pct	3FG-A	Pct	Pct	Pct	Off/Def	Tot	Avg							
Wilcox, C.J.	32-32	1116/34.9	197-435	.453	90-230	.391	103-118	.873	22/97	119	3.7	75-1	81	54	32	32	587	18.3
Williams-Goss, Nigel	32-32	1063/33.2	168-362	.464	32-90	.356	60-83	.723	27/114	141	4.4	75-1	140	92	5	36	428	13.4
Andrews, Andrew	32-32	966/30.2	125-328	.381	32-113	.283	112-141	.794	29/95	124	3.9	78-3	83	52	2	37	394	12.3
Blackwell, Perris	31-25	852/27.5	124-230	.539	0-0	.000	67-107	.626	96/114	210	6.8	88-0	29	39	24	15	315	10.2
Johnson, Darin	31-0	499/16.1	56-156	.359	13-54	.241	58-74	.784	12/38	50	1.6	37-0	18	32	6	12	183	5.9
Anderson, Mike	32-18	816/25.5	50-119	.420	11-38	.289	66-89	.742	47/130	177	5.5	90-6	56	36	8	16	177	5.5
Simmons, Desmond	22-10	461/21.0	41-94	.436	2-9	.222	31-41	.756	38/64	102	4.6	52-1	13	20	2	13	115	5.2
Kemp Jr., Shawn	32-10	493/15.4	61-110	.555	0-0	.000	20-28	.714	20/36	56	1.8	87-3	2	17	7	5	142	4.4
Taylor, Jahmel	18-0	67/3.7	8-21	.381	5-12	.417	3-4	.750	1/3	4	0.2	16-0	2	5	0	3	24	1.3
Sterling, Quinn	7-0	15/2.1	1-1	1.000	1-1	1.000	5-6	.833	0/3	3	0.4	1-0	1	2	0	1	8	1.1
Stewart, Hikeem	5-0	22/4.4	2-6	.333	1-5	.200	0-0	.000	0/3	3	0.6	1-0	0	2	0	0	5	1.0
Jarreau, Jernard	1-1	2/2.0	0-0	.000	0-0	.000	1-2	.500	0/0	0	0.0	0-0	0	0	0	1	1	1.0
Smith, Connor	6-0	7/1.2	1-1	1.000	0-0	.000	0-0	.000	1/0	1	0.2	1-0	0	0	0	0	2	0.3
Dierickx, Gilles	14-0	71/5.1	1-8	.125	0-0	.000	1-2	.500	4/6	10	0.7	17-0	2	6	6	1	3	0.2
TEAM									57/48	105	3.3	0		8				0
<b>WASHINGTON</b>	<b>32</b>		<b>835-1871</b>	<b>.446</b>	<b>187-552</b>	<b>.339</b>	<b>527-695</b>	<b>.758</b>	<b>354/751</b>	<b>1105</b>	<b>34.5</b>	<b>618-15</b>	<b>427</b>	<b>365</b>	<b>92</b>	<b>172</b>	<b>2384</b>	<b>74.5</b>
<b>Opponents</b>	<b>32</b>		<b>858-1808</b>	<b>.475</b>	<b>156-490</b>	<b>.318</b>	<b>518-749</b>	<b>.692</b>	<b>309/747</b>	<b>1056</b>	<b>33.0</b>	<b>596--</b>	<b>386</b>	<b>360</b>	<b>130</b>	<b>175</b>	<b>2390</b>	<b>74.7</b>



**COUGAR FACTS**

**Location:** Pullman, WA 99164  
**Founded/Enrollment:** 1890/19,446  
**Colors:** Crimson & Gray (Pantone® 201c/CG11)  
**Joined Pac-12:** 1916-17  
**All-Time Record:** 1,537-1,427 (112 years)

**President:** Dr. Elson S. Floyd  
**Faculty Rep:** Ken Casavant  
**Director of Athletics:** Bill Moos  
**SWA:** Anne McCoy

**Head Coach:** Ernie Kent  
 (Oregon '77)  
**Career Record:** 325-254 (19 years)  
**WSU Record:** First Year  
**Pac-12 Record:** 109-125 (13 years)  
**Office:** (509) 335-0240  
**Fax:** (509) 335-0267

**Assistant Coaches:** Greg Graham, Silvey Dominguez, Curtis Allen

**Basketball SID:** Jessica Holmes  
**E-mail:** jessica\_schmick@wsu.edu  
**Cell:** (509) 781-0550

**Local Radio:** KXLY (920 AM)

**Home Court:** Friel Court (11,671/1973)  
**Record in Friel:** 325-194 (41 years)  
**Press Row Phone:** (509) 335-4940  
**Press Will-Call:** Tunnel entrance, east side  
**Press Row Location:** Upper level, opposite benches

**RECORD HOLDERS**

**POINTS**

**Career:** 2003 – Isaac Fontaine, 1994-97  
**Season:** 733 – Klay Thompson, 2011  
**Game:** 45 – Brian Quinnett vs. Loyola Marymount, 12/5/86

**THREE-POINT FIELD GOALS**

**Career:** 242 – Klay Thompson, 2009-11  
**Season:** 98 – Klay Thompson, 2011  
**Game:** 9 – Four times. Last, Derrick Low vs. Oregon, 1/27/07

**REBOUNDS**

**Career:** 992 – Steve Puidokas, 1974-77  
**Season:** 323 – Ted Werner, 1964  
**Game:** 27 – Jim McKean vs. West Virginia, 12/28/66

**ASSISTS**

**Career:** 473 – Bennie Seltzer, 1990-93  
**Season:** 193 – Reggie Moore, 2012  
**Game:** 15 – Donminic Ellison vs. Cal State Northridge, 1/25/95

**STEALS**

**Career:** 204 – Don Collins, 1977-80  
**Season:** 76 – Don Collins, 1980  
**Game:** 8 – Twice. Last, Mike Bush vs. Portland State, 12/20/99

**BLOCKED SHOTS**

**Career:** 176 – James Donaldson, 1976-79  
**Season:** 82 – James Donaldson, 1978  
**Game:** 10 – James Donaldson vs. Seattle Univ., 12/6/77

**WASHINGTON STATE NUMERICAL ROSTER**

No.	Name	Pos.	Ht.	Wt.	Yr.	Exp.	Hometown (Last School)
0	Ike Iroegbu	G	6-2	190	So.	1L	Sacramento, Calif./Oak Hill Academy (Va.)
1	Jackie Davis	G	6-3	195	Fr.	HS	Long Beach, Calif./Rolling Hills Prep
3	Ny Redding	G	6-2	180	Fr.	HS	Cleveland, Ohio/Westwind Prep (Ariz.)
4	<b>Jordan Railey</b>	C	7-0	245	Sr.*	1L	Beaverton, Ore./Beaverton HS
10	<b>Dexter Kernich-Drew</b>	G	6-7	190	Sr.*	3L	Melbourne, Australia/Caulfield Grammar
11	Trevor Dunbar	G	5-10	175	Fr.	HS	San Francisco, Calif./St. Ignatius College Prep
15	Junior Longrus	F	6-7	240	Jr.	2L	Oakland, Calif./Bishop O'Dowd
20	Aaron Cheatum	F	6-7	240	Jr.	TR	Moreno Valley, Calif./East Los Angeles College
21	Dominic Ballard	G	6-4	199	Jr.*	2L	Seattle, Wash./Bothell HS
24	Josh Hawkinson	F	6-10	245	So.	1L	Shoreline, Wash./Shorewood HS
25	<b>DaVonté Lacy</b>	G	6-4	215	Sr.	3L	Tacoma, Wash./Curtis HS
30	Marcus Graham	G	6-3	180	Jr.	TR	Boise, Idaho/Lincoln Land Community College
32	Que Johnson	G	6-5	205	So.*	1L	Pontiac, Mich./Westwind Prep (Ariz.)
33	Brett Boese	F	6-7	230	Jr.	2L	Spokane, Wash./Shadle Park HS
45	Valentine Izundu	C	6-10	215	Jr.	TR	Houston, Texas/Houston

\*- Has used redshirt year. Returning starter in **bold**.



**HEAD COACH - ERNIE KENT**

- Named the 18th coach in Cougar history on March 31, 2014.
- Enters his 20th season overall as a men's basketball head coach after spending 13 years coaching his alma mater Oregon, where he led the Ducks to seven postseason appearances, five NCAA Tournaments, two Conference tournament titles and a Pac-12 regular season title.
- Was the 2002 Pac-10 Coach of the Year after taking Oregon to the NCAA Elite Eight. Also received NABC, USBWA and Basketball Times district coach of the year honors.
- Prior to Oregon, spent six seasons at the helm of Saint Mary's (Calif.), where he currently ranks as second on the all-time win chart with 90 victories.

KENT YEAR-BY-YEAR		ALL	CONFERENCE	POSTSEASON			
Year	School	W-L	W-L	Fin.	Conf.	NCAA	Other
1991-92	St. Mary's (CA)	13-7	4-10	T6th	WCC		
1992-93	St. Mary's (CA)	11-16	6-8	6th	WCC		
1993-94	St. Mary's (CA)	13-14	5-9	7th	WCC		
1994-95	St. Mary's (CA)	18-10	10-4	T2nd	WCC		
1995-96	St. Mary's (CA)	12-15	5-9	7th	WCC		
1996-97	St. Mary's (CA)	23-8	10-4	T1st	WCC	0-1	
<i>St. Mary's (CA) totals (6 years)</i>		<i>90-80 (.535)</i>	<i>40-44 (.476)</i>			<i>0-1 (.000)</i>	
1997-98	Oregon	13-14	8-10		Pac-12		
1998-99	Oregon	19-13	8-10		Pac-12		3-2 (NIT)
1999-00	Oregon	22-8	13-5		Pac-12	0-1	
2000-01	Oregon	14-14	5-13		Pac-12		
2001-02	Oregon	26-9	14-4		Pac-12	3-1	
2002-03	Oregon	23-10	10-8		Pac-12	0-1	
2003-04	Oregon	18-13	9-9		Pac-12		3-1 (NIT)
2004-05	Oregon	14-13	6-12		Pac-12		
2005-06	Oregon	15-18	7-11		Pac-12		
2006-07	Oregon	29-8	11-7		Pac-12	3-1	
2007-08	Oregon	18-14	9-9		Pac-12	0-1	
2008-09	Oregon	8-23	2-16		Pac-12		
2009-10	Oregon	16-16	7-11		Pac-12		
<i>Oregon totals (13 years)</i>		<i>235-174 (.575)</i>	<i>109-125 (.466)</i>			<i>6-5 (.545)</i>	<i>6-3 (.667)</i>
<b>Career totals (19 years)</b>		<b>325-254 (.561)</b>	<b>149-169 (.469)</b>			<b>6-6 (.500)</b>	<b>6-3 (.667)</b>





2014-15 SCHEDULE

November

Table with 2 columns: Date and Game details (Opponent, Time, TV/Location). Includes games like Azusa Pacific (Exh.), UTEP, TCU, Idaho State, UC Santa Barbara, Rice or Mercer, and TBD.

December

Table with 2 columns: Date and Game details. Includes games like Idaho, UTSA, Gonzaga (2), Santa Clara, San Jose State, and UC Davis.

January

Table with 2 columns: Date and Game details. Includes games like Stanford, California, Washington, Oregon, Oregon State, Utah, Colorado, California, and Stanford.

February

Table with 2 columns: Date and Game details. Includes games like Oregon State, Oregon, Arizona State, Arizona, Washington, and USC.

March

Table with 2 columns: Date and Game details. Includes games like UCLA, Utah, Colorado, and Pac-12 Tournament (3).

- (1) Great Alaska Shootout, Anchorage, Alaska (Alaska Airlines Center)
(2) Spokane, Wash. (Spokane Arena)
(3) Las Vegas, Nev. (MGM Grand Garden Arena)

\* Pac-12 Game
Game times local to site.

2013-14 RESULTS (10-21, 3-15)

Table with 4 columns: Date, Opponent, Result, Score. Lists 32 games from 11/8 to 3/12, including opponents like Cal State Bakersfield, Lamar, Gonzaga, TCU, Butler, Purdue, Saint Joseph's, Idaho, Pepperdine, San Francisco State, UTEP, Mississippi Valley, Arizona, Arizona State, Colorado, Utah, Stanford, Oregon State, Washington, USC, and UCLA.

- (1) Old Spice Classic, Orlando, Fla.
(2) Kennwick, Wash. (Toyota Center)
(3) Spokane, Wash. (Spokane Arena)
(4) Pac-12 Tournament, Las Vegas, Nev. (MGM Grand Garden Arena)
\*Pac-12 Conference Game. Rankings listed are Associated Press.

RECENT FINISHES

Table with 5 columns: Year, CONF. W-L, Fin., ALL W-L, Post. Lists recent finishes from 1978-79 to 2013-14, including conference and overall records and tournament results.

\* - NCAA Sweet Sixteen
% - NIT Final Four

2013-14 WASHINGTON STATE STATISTICS (Overall: 10-21, Pac-12: 3-15/11th)

Table with 17 columns: Player, GP-GS, Min/Avg, TOTAL FG-A Pct, 3-PTS 3FG-A Pct, FT-A Pct, REBOUNDS Off/Def Tot Avg, PF-FO, A, TO, Blk, Stl, Pts, Avg. Lists statistics for 14 players and team totals.

Second Round MARCH 19-20 Third Round MARCH 21-22 Sweet 16 MARCH 26-27 Elite 8 MARCH 28-29 National Semifinals APRIL 4 National Semifinals APRIL 4 Elite 8 MARCH 28-29 Sweet 16 MARCH 26-27 Third Round MARCH 21-22 Second Round MARCH 19-20

First Four®

16 16 16 16 TBD TBD TBD

DAYTON MARCH 17-18 Watch On



National Championship APRIL 6

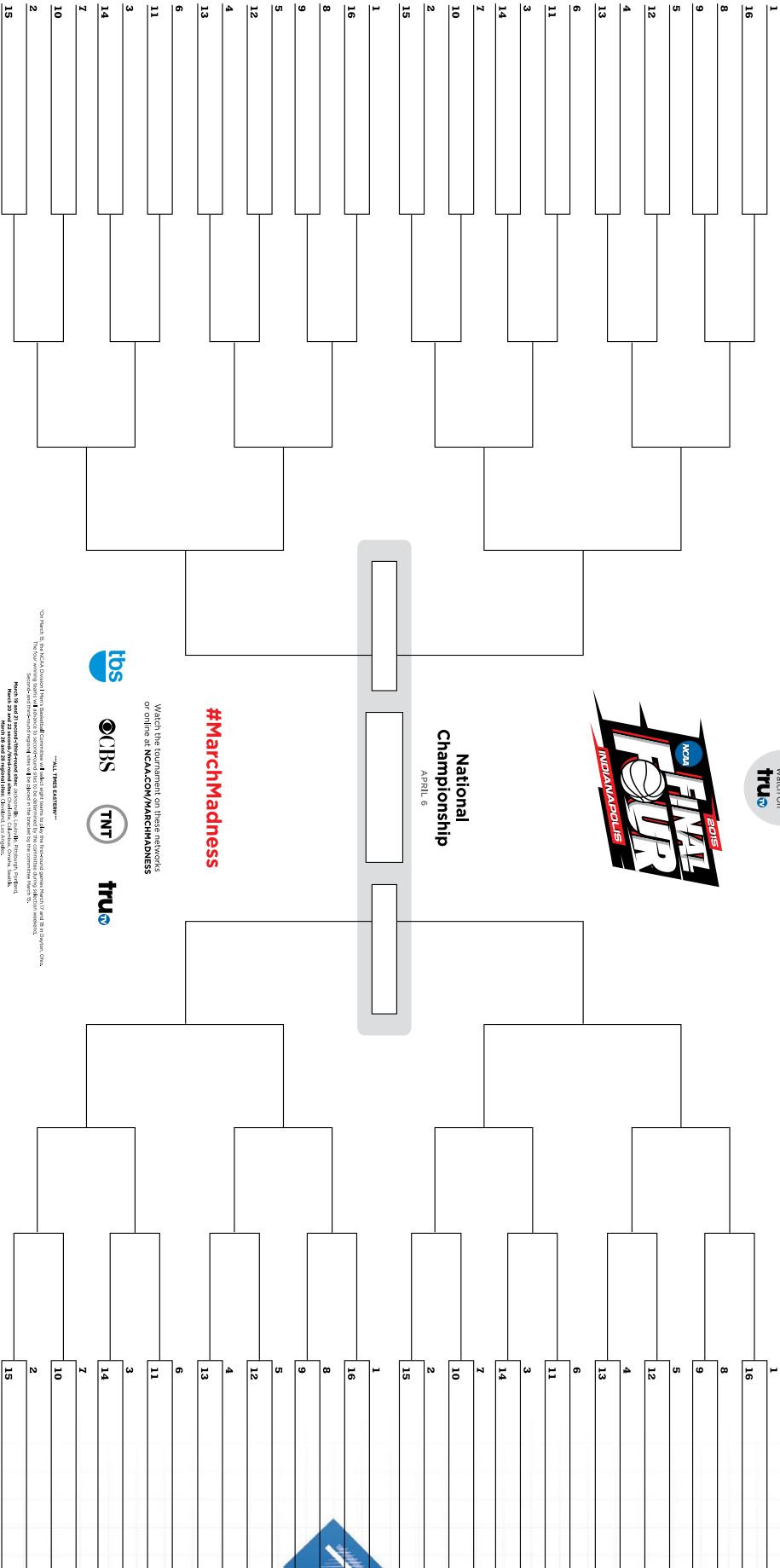
#MarchMadness


Watch the tournament on these networks or online at [NCAA.COM/MARCHMADNESS](http://NCAA.COM/MARCHMADNESS)



©2015 NCAA. All rights reserved. NCAA and the NCAA logo are trademarks of the National Collegiate Athletic Association.

Watch the tournament on these networks or online at [NCAA.COM/MARCHMADNESS](http://NCAA.COM/MARCHMADNESS)





► ARIZONA WILDCATS (33-5, 15-3)  
2014 Pac-12 Champions

► UCLA BRUINS (28-9, 12-6)  
2014 Pac-12 Tournament Champions



## 2013-14 PAC-12 CONFERENCE MEN'S BASKETBALL STANDINGS

	CONFERENCE					OVERALL					
	W	L	PCT	HOME	AWAY	W	L	PCT	HOME	AWAY	NEUT
Arizona (NCAA)	15	3	.833	9-0	6-3	33	5	.868	18-0	8-3	7-2
UCLA* (NCAA)	12	6	.667	7-2	5-4	28	9	.757	16-2	5-5	7-2
Oregon (NCAA)	10	8	.556	6-3	4-5	24	10	.706	15-3	5-5	4-2
Colorado (NCAA)	10	8	.588	7-2	3-6	23	12	.657	16-2	5-6	2-4
Stanford (NCAA)	10	8	.556	6-3	4-5	23	13	.639	12-4	6-5	5-4
Arizona State (NCAA)	10	8	.556	8-1	2-7	21	12	.636	16-1	4-7	1-4
California (NIT)	10	8	.529	5-4	5-4	21	14	.600	15-4	5-7	1-3
Utah (NIT)	9	9	.500	7-2	2-7	21	12	.636	18-2	2-9	1-1
Washington	9	9	.500	7-2	2-7	17	15	.531	14-4	3-8	0-3
Oregon State (CBI)	8	10	.444	6-3	2-7	16	16	.500	12-5	3-9	1-2
Washington State	3	15	.167	3-6	0-9	10	21	.323	8-8	1-10	1-3
USC	2	16	.111	1-8	1-8	11	21	.344	8-8	2-10	1-2

\* - Pac-12 Tournament Champions

### PAC-12 MEN'S BASKETBALL SENDS THREE TEAMS TO SWEET SIXTEEN Arizona Reaches Elite Eight, Achieved No. 1 Ranking Eight Consecutive Weeks Arizona's Johnson, UCLA's Anderson Collect All-America Honors

- The ARIZONA Wildcats captured their 13th Pac-12 regular season title, and first since the 2011 season, while the UCLA Bruins won their fourth Pac-12 Tournament title as they defeated Arizona in the championship game, 75-71.
- A league-record eight teams posted 20-wins during the 2013-14 campaign. The highly-competitive Pac-12 season rewarded the league with a record-tying six teams (ARIZONA, ARIZONA STATE, COLORADO, OREGON, STANFORD, UCLA) selected to participate in NCAA Tournament. Arizona obtained a coveted No. 1 seed in the NCAA Tournament. It was the first time a Pac-12 team earned one of the four No. 1 seeds since UCLA in 2008, and the sixth time the Wildcats were the Tournament's No. 1 seed. The Pac-12 showed it was worthy of the six selections as it compiled a 8-6 record in the NCAA Tournament with Arizona, Stanford and UCLA each reaching the Sweet Sixteen, with the Wildcats advancing to the Elite Eight before dropping a one-point overtime decision to Wisconsin. The eight wins in the NCAA Tournament were the most by the league since it posted an identical 8-6 mark in 2008.
- Arizona's **Nick Johnson** and **Aaron Gordon**, and UCLA's **Kyle Anderson** picked up several All-America honors as Johnson earned consensus honors after being selected first team All-America by USBWA, NABC and The Sporting News, as well as the Wooden Award All-America team.
- CALIFORNIA's **Mike Montgomery** retired after 32 years as a college head coach. Montgomery compiled a 677-316 record in 32 seasons (eight at Montana, 18 at Stanford, and six at California). His 282 wins in league play were third only to Hall-of-Famers Arizona's Lute Olson (327) and UCLA's John Wooden (305).



**ARIZONA's Nick Johnson was named the Pac-12 Player of the Year after leading the Wildcats to a 33-5 record, their 13th Pac-12 title, and an NCAA regional final appearance. He averaged 16.3 points and was a second round NBA Draft pick by the Houston Rockets.**

**POSTSEASON HONORS**

**USBWA ALL-AMERICA**

Nick Johnson, Arizona .....1st Team

**THE SPORTING NEWS ALL-AMERICA**

Nick Johnson, Arizona .....1st Team  
 Kyle Anderson, UCLA..... 2nd Team  
 Aaron Gordon, Arizona ..... 2nd Team

**NABC ALL-AMERICA**

Nick Johnson, Arizona .....1st Team

**ASSOCIATED PRESS ALL-AMERICA**

Nick Johnson, Arizona ..... 2nd Team  
 Kyle Anderson, UCLA..... 3rd Team  
 Aaron Gordon, Arizona ..... HM

**JOHN WOODEN ALL-AMERICA**

Nick Johnson, Arizona .....1st Team

**NABC ALL-DISTRICT 20**

Nick Johnson, ARIZ ..... 1st  
 Kyle Anderson, UCLA..... 1st  
 Justin Cobbs, CAL..... 1st  
 Jordan Adams, UCLA..... 1st  
 C.J. Wilcox, WASH ..... 1st  
 Dwight Powell, STAN..... 2nd  
 Jahii Carson, ASU ..... 2nd  
 Delon Wright, UTAH..... 2nd  
 Aaron Gordon, ARIZ..... 2nd  
 Chasson Randle, STAN ..... 2nd

**USBWA ALL-DISTRICT VIII**

Askia Booker, COLO  
 Josh Scott, COLO  
 Delon Wright, UTAH

**USBWA ALL-DISTRICT IX**

Jordan Adams, UCLA  
 Kyle Anderson, UCLA  
 Jordan Bachynski, ASU  
 Jahii Carson, ASU  
 Aaron Gordon, ARIZ  
 Nick Johnson, ARIZ - Player of the Year  
 C.J. Wilcox, WASH  
 Joseph Young, ORE  
 Sean Miller, ARIZ - Coach of the Year

**2014 NBA DRAFT**

**First Round**

- 4. Aaron Gordon, Arizona  
Orlando Magic
- 13. Zach LaVine, UCLA  
Minnesota Timberwolves
- 22. Jordan Adams, UCLA  
Memphis Grizzlies
- 28. C.J. Wilcox, Washington  
Los Angeles Clippers
- 29. Josh Huestis, Stanford  
Oklahoma City Thunder
- 30. Kyle Anderson, UCLA  
San Antonio Spurs

**Second Round**

- 38. Spencer Dinwiddie, Colorado  
Detroit Pistons
- 42. Nick Johnson, Arizona  
Houston Rockets
- 45. Dwight Powell, Stanford  
Charlotte Hornets

**ALL-PAC-12 TEAM**

**FIRST TEAM**

Name, School	Pos	Yr	Ht	Wt	Hometown (Last School)
Jordan Adams, UCLA	G	So.	6-5	220	Atlanta, Ga. (Oak Hill Academy)
Kyle Anderson, UCLA	G	So.	6-9	230	Fairview, N.J. (St. Anthony HS)
Jahii Carson, ASU	G	So.	5-11	180	Mesa, Ariz. (Mesa HS)
Justin Cobbs, CAL	G	Sr.	6-2	195	Los Angeles, Calif. (Minnesota)
Aaron Gordon, ARIZ	F	Fr.	6-8	210	San Jose, Calif. (Archbishop Mitty)
Nick Johnson, ARIZ	G	Jr.	6-3	200	Gilbert, Ariz. (Findlay Prep)
Dwight Powell, STAN	F	Sr.	6-10	235	Toronto, Ontario, Canada (IMG Academy)
Chasson Randle, STAN	G	Jr.	6-1	180	Rock Island, Ill. (Rock Island HS)
Josh Scott, COLO	F	So.	6-10	245	Monument, Colo. (Lewis-Palmer HS)
Delon Wright, UTAH	G	Jr.	6-5	180	Lawndale, Calif. (City College of San Francisco)

**SECOND TEAM**

Name, School	Pos	Yr	Ht	Wt	Hometown
Jordan Bachynski, ASU	C	Sr.	7-2	250	Calgary, Alberta, Canada (Centennial HS)
T.J. McConnell, ARIZ	G	Sr.	6-1	190	Pittsburgh, Pa. (Duquesne)
Roberto Nelson, OSU	G	Sr.	6-3	198	Santa Barbara, Calif. (Santa Barbara HS)
C.J. Wilcox, WASH	G	Sr.	6-5	195	Pleasant Grove, Utah (Pleasant Grove HS)
Joseph Young, ORE	G	Jr.	6-3	185	Houston, Texas (Houston)

**Honorable Mention (receiving at least three votes):** Askia Booker (COLO, Jr., G), DaVonté Lacy (WSU, Jr., G), Jermaine Marshall (ASU, Sr., G), Mike Moser (ORE, Sr., F), Richard Solomon (CAL, Sr., F).

**PAC-12 ALL-FRESHMAN TEAM**

Name, School	Pos	Ht	Wt	Hometown
Bryce Alford, UCLA	G	6-3	180	Albuquerque, N.M. (La Cueva HS)
Aaron Gordon, ARIZ	F	6-8	210	San Jose, Calif. (Archbishop Mitty)
Rondae Hollis-Jefferson, ARIZ	F	6-7	205	Chester, Pa. (Chester HS)
Zach LaVine, UCLA	G	6-5	180	Seattle, Wash. (Bothell HS)
Nigel Williams-Goss, WASH	G	6-3	185	Happy Valley, Ore. (Findlay Prep)

**Honorable Mention (receiving at least three votes):** Hallice Cooke (OSU, G), Wesley Gordon (COLO, F), Jordan Mathews (CAL, G).

**PAC-12 ALL-DEFENSIVE TEAM**

Name, School	Pos	Yr.	Ht	Wt	Hometown (Last School)
Jordan Bachynski, ASU	C	Sr.	7-2	250	Calgary, Alberta, Canada (Centennial HS)
Josh Huestis, STAN	F	Sr.	6-7	230	Great Falls, Mont. (C.M. Russell HS)
Nick Johnson, ARIZ	G	Jr.	6-3	200	Gilbert, Ariz. (Findlay Prep)
T.J. McConnell, ARIZ	G	Sr.	6-1	190	Pittsburgh, Pa. (Duquesne)
Delon Wright, UTAH	G	Jr.	6-5	180	Lawndale, Calif. (City College of San Francisco)

**Honorable Mention (receiving at least three votes):** Jordan Adams (UCLA, So., G), David Kravish (CAL, So., F), Eric Moreland (OSU, Jr., F), Norman Powell (UCLA, Jr., G)

**PAC-12 ALL-ACADEMIC TEAM**

**FIRST TEAM**

Name, School	Year	GPA	Major
Anthony Brown, Stanford	RS Jr.	3.26	Communication
John Gage, Stanford	Sr.	3.65	Economics
Robbie Lemons, Stanford	Sr.	3.65	Economics
Jeremy Olsen, Utah	RS Sr.	3.77	Accounting
Brandon Taylor, Utah	So.	3.71	Psychology

**Second Team**

Angus Brandt, Oregon State	Sr.	3.19	Exercise and Sport Science
Chass Bryan, USC	So.	3.33	Business Mgmt., Marketing & Related Service
Junior Longrus, WSU	So.	3.22	Undeclared
Stefan Nastic, Stanford	RS Jr.	3.17	Psychology
Chasson Randle, Stanford	Jr.	3.24	African and African-American Studies

**Honorable Mention:** Dallin Bachynski, Jr., Utah; Ben Carter, So., Oregon; Renan Lenz, Sr., Utah; Omar Oraby, Sr., USC; Dwight Powell, Sr., Stanford; Olaf Schaftenaar, So., Oregon State; Kaleb Tarczewski, So., Arizona; Dakarai Tucker, So., Utah.

**Pac-12 Player of the Year: Nick Johnson, Arizona**

**Pac-12 Freshman of the Year: Aaron Gordon, Arizona**

**Pac-12 Defensive Player of the Year: Jordan Bachynski, Arizona State**

**Pac-12 Most Improved Player: Anthony Brown, Stanford**

**Pac-12 Coach of the Year: Sean Miller, Arizona**

**Toyo Tires Pac-12 Scholar-Athlete of the Year: Dwight Powell, Stanford**

# 2014 PAC-12 TOURNAMENT

Las Vegas, Nev. - MGM Grand Garden Arena

## Wed., March 12

Session 1 (attendance: 8,734)

Utah 67, Washington 61

Colorado 59, USC 56

Session 2 (attendance: 9,047)

Oregon 88, Oregon State 74

Stanford 74, Washington State 63

## Thurs., March 13

Session 3 (attendance: 12,916)

Arizona 71, Utah 39

Colorado 59, California 56

Session 4 (attendance: 12,916)

UCLA 82, Oregon 63

Stanford 79, Arizona State 58

## Fri., March 15

Session 5 (attendance: 12,916)

Arizona 63, Colorado 43

UCLA 84, Stanford 59

## Sat., March 16

Championship (attendance: 12,916)

UCLA 75, Arizona 71

### All-Tournament Team

Aaron Gordon, Arizona

Nick Johnson, Arizona

Askia Booker, Colorado

Joseph Young, Oregon

Chasson Randle, Stanford

Kyle Anderson, UCLA - Most Outstanding Player

## Game One

### Utah 67, Washington 61

Washington	FG-A	FT-A	Reb	PF	TP	A	TO	BLK	S
Simmons, D.	f 3-7	4-5	9	3	10	0	1	0	1
Kemp Jr., Shawn	f 1-4	0-0	1	3	2	0	0	0	0
Williams-Goss, N	g 6-14	1-2	5	3	15	3	4	1	3
Andrews, Andrew	g 1-3	1-2	1	3	3	1	1	0	0
Wilcox, C.J.	g 4-15	4-4	3	2	14	1	0	1	0
Johnson, Darin	g 5-8	6-8	1	3	16	0	2	0	0
Blackwell, Perris	g 0-3	1-2	4	4	1	0	1	0	1
Anderson, Mike	g 0-0	0-0	2	0	0	0	1	1	1
TEAM			2						
Totals	20-54	17-23	28	21	61	5	10	3	6

Stanford	FG-A	FT-A	Reb	PF	TP	A	TO	BLK	S
Onwas, Princeton	f 3-7	0-2	1	4	6	0	0	0	1
Loveridge, Jordan	f 5-10	2-2	9	3	13	2	4	0	0
Bachynski, Dallin	c 3-4	2-3	4	3	8	0	1	0	0
Taylor, Brandon	g 3-9	2-2	2	2	9	2	3	0	0
Wright, Delon	g 3-7	9-11	7	2	15	4	2	2	3
Kovacevic, Marko	g 0-0	0-0	0	1	0	0	1	0	0
Lenz, Renan	g 0-1	2-2	1	2	1	0	0	0	0
Tucker, Dakarai	g 3-6	0-0	2	1	8	1	0	0	0
Ogbe, Kenneth	g 0-0	0-0	3	1	0	1	0	0	0
Olsen, Jeremy	g 2-5	2-2	5	2	6	1	2	1	1
TEAM			4						
Totals	22-49	19-24	39	20	67	12	13	3	5

Halftime: Utah 34, Washington 24. 3-point goals: Utah 4-14 (Onwas 0-1, Loveridge 1-2, Taylor 1-5, Wright 0-1, Tucker 2-5); Washington 4-14 (Williams-Goss 2-5, Wilcox 2-8, Johnson 0-1). Officials: Verne Harris, Michael Greenstein, Brett Nansel. Technical Fouls: Arizona State-None. Stanford-None.

## Game Two

### Colorado 59, USC 56

USC	FG-A	FT-A	Reb	PF	TP	A	TO	BLK	S
Jovanovic, Nikola	f 1-2	0-0	3	3	2	0	1	0	0
Oraby, Omar	c 4-6	2-2	7	4	10	0	1	3	1
Howard, Pe'Shon	g 3-13	0-0	2	2	7	5	2	1	2
Terrell, J.T.	g 2-8	0-0	2	3	5	1	2	1	1
Wesley, Byron	g 8-15	5-8	2	1	23	2	0	1	0
Bryan, Chass	g 0-0	0-0	1	0	0	0	0	0	0
Jacobs, Julian	g 2-6	0-0	4	1	5	3	3	1	1
Gavrilovic, Strahinj	g 1-3	0-0	5	1	2	0	0	0	1
Haley, D.J.	g 1-2	0-0	0	2	2	0	1	0	0
TEAM			2						
Totals	22-55	7-10	27	18	56	11	10	7	6

Colorado	FG-A	FT-A	Reb	PF	TP	A	TO	BLK	S
Gordon, Wesley	f 4-6	0-0	6	2	8	1	2	1	1
Johnson, Xavier	f 4-6	1-5	3	0	11	0	2	0	0
Scott, Josh	c 4-14	5-8	9	3	13	1	3	0	0
Booker, Askia	g 9-17	3-3	7	1	21	4	1	0	0
Talton, Xavier	g 2-4	0-0	3	2	4	0	2	0	1
Stalzer, Eli	g 0-1	0-0	1	0	0	1	0	0	0
Fletcher, Tre'Shaun	g 0-1	0-0	0	1	0	0	0	0	0
Thomas, Dustin	g 1-2	0-0	1	1	2	0	3	0	0
Hopkins, Jaron	g 0-1	0-0	5	3	0	1	0	0	1
Mills, Ben	g 0-0	0-0	0	0	0	0	0	0	0
TEAM			3						
Totals	24-52	9-16	38	13	59	8	13	1	3

Halftime: Colorado 29, USC 27. 3-point goals: USC 5-22 (Howard 1-9, Terrell 1-4, Wesley 2-5, Jacobs 1-4), Colorado 2-9 (Johnson 2-2, Booker 0-1, Talton 0-2, Stalzer 0-1, Fletcher 0-1, Thomas 0-1, Hopkins 0-1). Officials: Chris Rastatter, Tommy Nunez, Kevin Brill. Technical Fouls: USC-None. Colorado-None.

## Game Three

### Oregon 88, Oregon State 74

Oregon State	FG-A	FT-A	Reb	PF	TP	A	TO	BLK	S
Moreland, Eric	f 2-4	2-4	7	2	6	0	1	0	0
Collier, Devon	f 3-3	5-8	1	5	11	2	3	1	0
Brandt, Angus	c 5-9	7-9	3	4	20	0	2	1	0
Cooke, Hallice	g 5-7	2-2	8	1	12	4	2	0	0
Nelson, Roberto	g 6-12	7-8	0	2	19	1	3	0	1
Robbins, Victor	g 0-0	0-0	0	0	0	0	0	0	0
Moyer, Michael	g 0-0	0-0	0	0	0	0	0	0	0
N'diaye, Cheikh	g 0-0	0-0	1	0	0	0	0	0	0
Jones, Daniel	g 0-0	0-0	1	0	0	0	0	0	0
Duvivier, Malcolm	g 0-0	0-0	1	0	0	0	1	0	0
Morris-Walker, Langs	g 0-1	1-2	1	3	1	0	1	0	0
Gomis, Daniel	g 1-1	0-1	1	3	2	0	0	0	0
Schaftenaar, Olaf	g 0-0	0-0	0	0	0	0	1	0	0
Reid, Jarmal	g 1-1	1-2	0	0	3	0	1	0	0
TEAM			1						
Totals	23-38	25-36	24	21	74	7	15	2	1

Oregon	FG-A	FT-A	Reb	PF	TP	A	TO	BLK	S
Moser, Mike	f 4-9	2-2	3	1	13	0	0	0	0
Austin, Waverly	c 0-2	1-2	4	3	1	0	0	0	0
Young, Joseph	g 8-11	2-4	0	1	19	1	0	0	0
Loyd, Johnathan	g 2-4	0-0	0	2	4	3	1	0	1
Dotson, Damyean	g 2-8	0-0	2	5	0	0	1	0	0
Artis, Dominic	g 3-4	2-4	2	2	10	6	2	0	0
Lucenti, Nicholas	g 0-0	0-0	0	0	0	0	0	0	0
Friedman, Theo	g 0-0	0-0	0	1	0	0	0	0	0
Calliste, Jason	g 4-5	6-6	2	3	17	1	0	0	1
Amardi, Richard	g 2-3	1-2	3	4	5	1	1	1	0
Abdul-Bassit, Jalil	g 0-0	0-2	0	0	0	0	0	0	0
Cook, Elgin	g 2-3	2-4	3	4	6	0	1	0	3
Carter, Ben	g 3-3	2-2	2	4	8	3	0	0	1
Crow, Brian	g 0-0	0-0	0	0	0	0	0	0	0
TEAM			5						
Totals	30-52	18-28	24	27	88	15	5	2	6

Halftime: Oregon 41, Oregon State 40. 3-point goals: Oregon State 3-6 (Brandt 3-3, Cooke 0-1, Nelson 0-1, Morris-Walker 0-1), Oregon 10-16 (Moser 3-5, Young 1-2, Dotson 1-3, Artis 2-2, Calliste 3-4). Officials: David Hall, Larry Spaulding, Eric Curry. Technical Fouls: Oregon State-None. Oregon-None.

## Game Four

### Stanford 74, Washington State 63

Washington State	FG-A	FT-A	Reb	PF	TP	A	TO	BLK	S
Shelton, D.J.	f 5-10	5-5	11	4	15	2	1	0	2
Railey, Jordan	c 1-2	1-4	3	3	3	2	2	0	1
Kernich-Drew, D	g 3-6	4-4	1	3	11	1	2	0	0
Woolridge, Royce	g 3-11	1-1	4	3	7	2	0	0	0
Lacy, DeVonte	g 8-18	5-5	3	2	25	1	1	0	1
Iroegbu, Ike	g 0-1	0-0	0	1	0	1	1	0	1
Longrus, Junior	g 1-3	0-0	1	3	2	0	0	0	0
Johnson, Que	g 0-2	0-0	1	0	0	0	1	0	0
TEAM			0						
Totals	21-53	16-19	24	19	63	9	8	0	5

Stanford	FG-A	FT-A	Reb	PF	TP	A	TO	BLK	S
Huestis, Josh	f 4-6	4-5	4	4	12	0	2	2	0
Powell, Dwight	f 6-10	2-2	2	2	16	2	1	0	0
Nastic, Stefan	c 5-5	0-0	5	3	10	2	1	0	0
Randle, Chasson	g 6-11	8-9	4	1	22	0	2	0	1
Brown, Anthony	g 3-6	5-6	7	2	12	2	2	0	1
Lemons, Robbie	g 0-1	0-0	0	1	0	0	0	0	0
Allen, Marcus	g 0-0	0-0	2	0	0	0	2	0	0
Verhoeven, Grant	g 0-0	0-0	0	0	0	0	0	0	0
Gage, John	g 0-2	2-2	2	2	2	0	1	1	0
TEAM			2						
Totals	24-41	21-24	28	15	74	6	11	3	2

Halftime: Stanford 35, Washington State 28. 3-point goals: Washington State 5-18 (Shelton 0-3, Kernich-Drew 1-3, Woolridge 0-1, Lacy 4-10, Johnson 0-1), Stanford 5-15 (Powell 2-2, Randle 2-6, Brown 1-4, Lemons 0-1, Gage 0-2). Officials: Tony Padilla, Michael Irving, Greg Nixon. Technical Fouls: Washington State-None. Stanford-None.

## Game Five

### Arizona 71, Utah 39

Utah	FG-A	FT-A	Reb	PF	TP	A	TO	BLK	S
Onwas, Princeton	f 3-8	1-2	2	3	7	0	0	1	1
Loveridge, Jordan	f 0-6	2-2	3	1	2	1	1	0	1
Bachynski, Dallin	c 3-7	3-3	4	3	9	1	2	0	0
Taylor, Brandon	g 0-2	0-0	0	2	0	1	4</		

**Game Six**  
**Colorado 59, California 56**

Colorado	FG-A	FT-A	Reb	PF	TP	A	TO	BLK	S
Gordon, Wesley	f 1-3	0-1	6	1	2	0	2	2	0
Johnson, Xavier	f 4-7	0-0	8	0	10	1	1	0	0
Scott, Josh	c 3-8	5-7	6	1	11	1	3	1	1
Booker, Askia	g 7-15	2-2	3	2	17	3	2	0	0
Talton, Xavier	g 5-8	0-0	3	2	13	1	1	0	1
Stalzer, Eli	0-3	1-2	1	1	1	0	0	0	1
Fletcher, Tre'Shaun	0-1	0-0	0	0	0	0	0	0	0
Thomas, Dustin	1-3	0-0	1	1	2	1	2	0	0
Hopkins, Jaron	1-2	1-2	3	4	3	3	1	0	1
TEAM			7						
Totals	22-50	9-14	38	12	59	10	13	3	4

California	FG-A	FT-A	Reb	PF	TP	A	TO	BLK	S
Solomon, Richard	f 2-5	0-1	16	4	4	1	1	2	1
Kravis, David	f 5-7	0-0	3	2	10	0	0	4	1
Cobbs, Justin	g 7-15	5-5	4	0	21	5	4	0	3
Wallace, Tyrone	g 5-11	2-6	2	3	13	2	3	0	3
Kreklow, Ricky	g 2-6	0-0	1	1	6	0	1	0	0
Singer, Sam	0-2	0-0	1	0	0	2	0	0	0
Behrens, Christian	0-0	0-0	0	0	0	0	0	0	0
Mathews, Jordan	1-5	0-0	0	2	2	0	0	0	0
Bird, Jabari	0-2	0-0	0	0	0	0	0	0	0
TEAM			2						
Totals	22-53	7-12	29	12	56	10	9	6	8

Halftime: Colorado 31, California 22. 3-point goals: Colorado 6-20 (Johnson 2-4, Scott 0-2, Booker 1-5, Talton 3-5, Stalzer 0-2, Fletcher 0-1, Thomas 0-1, Hopkins 0-1), California 5-22 (Cobbs 2-6, Wallace 1-5, Kreklow 2-6, Singer 0-1, Mathews 0-3, Bird 0-1). Officials: Randy McCall, Dick Cartmell, Glen Mayberry. Technical Fouls: Colorado-None. California-None.

**Game Eight**  
**Stanford 79, Arizona State 58**

Stanford	FG-A	FT-A	Reb	PF	TP	A	TO	BLK	S
Huestis, Josh	f 5-8	1-2	7	0	12	3	1	0	0
Powell, Dwight	f 6-8	2-2	5	3	15	2	2	0	2
Nastic, Stefan	c 1-1	4-5	2	4	6	2	2	0	0
Randle, Chasson	g 7-16	5-6	2	0	21	4	1	0	2
Brown, Anthony	g 4-9	2-2	6	1	11	1	2	0	1
Rimmer, Schuyler	0-0	0-0	1	0	0	0	0	0	0
Allen, Malcolm	0-0	0-0	0	0	0	0	0	0	0
Lemons, Robbie	1-1	0-0	1	1	3	1	1	1	1
Allen, Marcus	1-2	0-0	3	1	2	0	1	1	0
Morgan, Wade	0-0	0-0	0	0	0	0	0	0	0
Verhoeven, Grant	0-0	1-2	1	0	1	0	0	0	0
Gage, John	3-6	0-0	2	2	8	0	0	1	1
TEAM			4						
Totals	28-51	15-19	34	12	79	13	10	3	7

Arizona State	FG-A	FT-A	Reb	PF	TP	A	TO	BLK	S
Jacobsen, Eric	f 0-0	0-0	0	3	0	0	0	0	0
McKissic, S.	f 4-5	3-3	2	1	12	5	2	0	0
Bachynski, Jordanc	1-5	5-6	5	3	7	1	2	1	0
Carson, Jahii	g 4-13	2-2	3	2	10	4	2	0	1
Marshall, J.	g 2-8	0-0	5	2	4	2	2	0	0
Barnes, Bo	5-8	0-0	3	1	12	0	2	0	0
Gilling, Jonathan	4-11	1-2	3	4	13	0	1	0	1
Kearney, Brandan	0-0	0-0	0	1	0	0	0	0	0
TEAM			0						
Totals	20-50	11-13	23	17	58	12	11	1	2

Halftime: Stanford 30, Arizona State 27. 3-point goals: Stanford 8-18 (Huestis 1-2, Powell 1-1, Randle 2-6, Brown 1-2, Lemons 1-1, Allen 0-1, Gage 2-5), Arizona State 7-21 (McKissic 1-2, Carson 0-1, Marshall 0-5, Barnes 2-4, Gilling 4-9). Officials: Mike Reed, Mike Greenstein, Frank Harvey. Technical Fouls: Stanford-None. Arizona State-None.

**Game Ten**  
**UCLA 84, Stanford 59**

Stanford	FG-A	FT-A	Reb	PF	TP	A	TO	BLK	S
Huestis, Josh	f 3-9	1-3	4	2	8	1	2	0	0
Powell, Dwight	f 5-9	6-8	4	4	16	0	3	0	2
Nastic, Stefan	c 1-1	2-4	3	2	4	0	0	0	0
Randle, Chasson	g 5-11	0-0	3	2	11	1	2	0	0
Brown, Anthony	g 1-7	0-0	2	1	2	0	4	0	1
Rimmer, Schuyler	0-0	0-0	1	1	0	0	0	0	0
Allen, Malcolm	0-0	0-0	0	0	0	0	0	0	0
Lemons, Robbie	2-3	2-2	1	3	8	1	0	0	0
Allen, Marcus	0-5	0-0	0	2	0	3	1	0	1
Morgan, Wade	0-0	0-0	0	0	0	0	0	0	0
Verhoeven, Grant	0-1	2-2	1	1	2	2	0	0	0
Gage, John	3-5	0-0	0	4	8	1	0	0	0
TEAM			3						
Totals	20-51	13-19	22	22	59	9	12	0	4

Oregon	FG-A	FT-A	Reb	PF	TP	A	TO	BLK	S
Wear, David	f 3-5	0-0	2	2	6	0	1	0	0
Wear, Travis	c 8-8	0-0	4	3	16	1	0	0	1
Adams, Jordan	g 2-5	5-6	6	3	9	1	2	0	1
Powell, Norman	g 7-10	8-9	2	0	22	2	1	1	2
Anderson, Kyle	g 6-10	0-0	8	3	13	7	1	1	3
Kazemi, Nick	0-0	0-0	0	0	0	0	0	0	0
Bail, Wanaah	0-0	2-2	1	2	2	0	1	0	0
Alford, Kory	0-0	0-0	0	1	0	0	0	0	0
Brown, David	0-0	0-0	0	0	0	0	0	0	0
LaVine, Zach	0-1	0-0	1	2	0	1	0	0	0
Alford, Bryce	2-4	2-3	1	1	8	3	3	0	0
Allen, Noah	1-1	1-4	0	0	3	0	0	0	0
Parker, Tony	1-2	3-6	4	5	5	0	2	0	0
Williams, Aubrey	0-0	0-0	1	0	0	0	0	0	1
TEAM			5						
Totals	30-46	21-30	35	22	84	15	11	2	8

Halftime: UCLA 44, Stanford 29. 3-point goals: Stanford 6-21 (Huestis 1-3, Powell 0-1, Randle 1-4, Brown 0-3, Lemons 2-3, Allen 0-3, Gage 2-4), UCLA 3-13 (D. Wear 0-1, Adams 0-3, Powell 0-2, Anderson 1-3, LaVine 0-1, Alford 2-3). Officials: David Hall, Verne Harris, Chris Rastatter. Technical Fouls: Stanford-None. UCLA-None.

**Game Seven**  
**UCLA 82, Oregon 63**

Oregon	FG-A	FT-A	Reb	PF	TP	A	TO	BLK	S
Austin, Waverly	c 1-1	0-0	1	0	2	0	0	1	1
Moser, Mike	g 3-7	2-2	6	3	8	1	4	0	2
Young, Joseph	g 10-18	3-3	2	0	29	2	0	0	0
Loyd, Johnathan	g 1-2	0-1	0	4	2	2	0	0	0
Dotson, Damyean	g 1-7	1-2	0	1	4	1	4	0	2
Artis, Dominic	2-5	0-1	2	1	5	2	3	0	0
Calliste, Jason	2-6	1-1	1	2	5	1	1	0	1
Amardi, Richard	2-4	0-0	2	4	4	0	2	0	0
Abdul-Bassit, Jalil	0-0	0-0	0	0	0	0	0	0	0
Cook, Elgin	1-3	0-0	5	2	2	0	1	1	0
Carter, Ben	1-2	0-0	3	5	2	0	0	0	0
TEAM			7						
Totals	24-55	7-10	29	22	63	9	17	2	6

UCLA	FG-A	FT-A	Reb	PF	TP	A	TO	BLK	S
Anderson, Kyle	f 4-8	3-6	8	1	11	6	3	2	3
Wear, David	f 4-5	2-2	4	1	11	1	1	0	0
Wear, Travis	c 6-8	0-1	5	3	14	5	0	0	1
Adams, Jordan	g 6-12	2-3	5	2	15	1	3	0	3
Powell, Norman	g 3-5	2-2	4	0	9	2	2	0	1
Bail, Wanaah	0-0	0-0	0	0	0	0	0	0	0
LaVine, Zach	4-7	3-3	3	14	1	2	0	1	1
Alford, Bryce	1-5	2-3	2	0	4	2	3	0	0
Allen, Noah	0-0	0-0	0	0	0	0	0	0	0
Parker, Tony	2-3	0-1	1	4	4	0	0	0	0
TEAM			2						
Totals	30-53	14-21	34	13	82	18	14	2	9

Halftime: UCLA 37, Oregon 35. 3-point goals: Oregon 8-26 (Young 6-11, Loyd 0-1, Dotson 1-3, Artis 1-3, Calliste 0-4, Cook 0-1), UCLA 8-16 (D. Wear 1-1, T. Wear 2-2, Adams 1-4, Powell 1-1, LaVine 3-6, Alford 0-2). Officials: Mike Scyphers, Chris Rastatter, Kevin Brill. Technical Fouls: Oregon-None. UCLA-None.

**Game Nine**  
**Arizona 63, Colorado 43**

Colorado	FG-A	FT-A	Reb	PF	TP	A	TO	BLK	S
Gordon, Wesley	f 0-1	2-2	2	3	2	0	1	0	0
Johnson, Xavier	f 4-11	1-3	5	3	11	0	2	0	0
Scott, Josh	f 2-9	0-0	2	0	4	0	3	1	1
Booker, Askia	g 4-14	4-5	6	0	12	2	1	0	1
Talton, Xavier	g 2-6	2-2	3	2	8	2	1	0	1
Stalzer, Eli	0-1	0-0	0	0	0	0	0	0	0
Fletcher, Tre'Shaun	0-2	0-0	0	2	0	0	0	0	0
Thomas, Dustin	2-5	0-0	1	3	4	0	1	0	0
Hopkins, Jaron	1-2	0-2	3	2	2	1	0	0	0
Mills, Ben	0-0	0-0	0	0	0	0	0	0	0
TEAM			3						
Totals	15-51	9-14	25	15	43	5	9	1	3

Arizona	FG-A	FT-A	Reb	PF	TP	A	TO	BLK	S
Gordon, Aaron	f 4-8	1-4	9	2	9	3	2	3	3
Tarczewski, Kaleb	c 2-4	1-2	7	3	5	0	6	0	0
York, Gabe	g 1-5	0-0	1	2	3	2	1	1	0
McConnell, T.J.	g 5-8	0-0	4	3	12	5	0	0	1
Johnson, Nick	g 5-12	4-4	4	1	16	4	1	0	1
Mayes, Jordian	2-4	1-2	2	1	6	1			

**FINAL POLLS**

**AP**

**March 17 - Final**

1	Florida (50)	32-2	1,610
2	Wichita State (15)	34-0	1,571
3	Virginia	28-6	1,430
<b>4</b>	<b>ARIZONA</b>	<b>30-4</b>	<b>1,422</b>
5	Louisville	29-5	1,412
6	Villanova	28-4	1,231
7	Michigan	25-8	1,162
8	Duke	26-8	1,121
9	Iowa State	26-7	1,055
10	Kansas	24-9	1,045
11	Michigan State	26-8	950
12	Wisconsin	26-7	892
13	San Diego State	29-4	890
14	Syracuse	27-5	757
15	Cincinnati	27-6	720
16	Creighton	26-7	658
17	New Mexico	27-6	623
18	Connecticut	26-8	503
19	North Carolina	23-9	424
<b>20</b>	<b>UCLA</b>	<b>26-8</b>	<b>413</b>
21	Oklahoma	23-9	265
22	Ohio State	25-9	167
23	Baylor	24-11	148
24	VCU	26-8	140
25	Saint Louis	26-6	131

Others receiving votes:  
**33 OREGON**

**ESPN/USA Today Final**

1	Connecticut (30)	32-8	791
2	Kentucky (1)	29-11	759
3	Florida	36-3	735
4	Wisconsin	30-8	704
<b>5</b>	<b>ARIZONA</b>	<b>33-5</b>	<b>637</b>
6	Michigan	28-9	594
7	Wichita State (1)	35-1	583
8	Michigan State	29-9	553
9	Louisville	31-6	545
10	Virginia	30-7	539
11	Iowa State	28-8	457
12	San Diego State	31-5	453
13	Villanova	29-5	367
14	Kansas	25-10	341
<b>15</b>	<b>UCLA</b>	<b>28-9</b>	<b>297</b>
16	Duke	26-9	276
17	Syracuse	28-6	263
18	Baylor	26-12	246
18	Dayton	26-11	246
20	Creighton	27-8	190
21	North Carolina	24-10	156
22	Cincinnati	27-7	126
23	Tennessee	24-13	122
<b>24</b>	<b>STANFORD</b>	<b>23-13</b>	<b>104</b>
25	Saint Louis	27-7	75

Others receiving votes:  
**31 OREGON**

**PAC-12 VS:**

America East.....	2-0
American.....	2-1
Atlantic Coast.....	3-7
Atlantic Sun.....	0-0
Atlantic 10.....	3-3
Big East.....	4-5
Big Sky.....	11-0
Big South.....	0-1
Big Ten.....	5-4
Big 12.....	4-4
Big West.....	14-3
Colonial.....	4-0
Conference USA.....	2-2
Horizon.....	2-0
Ivy.....	1-0
Metro Atlantic.....	1-0
Mid-American.....	2-1
Mid-Continent.....	0-0
Mid-Eastern.....	5-1
Missouri Valley.....	1-0
Mountain West.....	12-4
North Atlantic.....	0-0
Northeast.....	1-0
Ohio Valley.....	3-0
Patriot.....	1-0
Southeastern.....	5-2
Southern.....	4-0
Southland.....	3-0
Southwestern.....	8-0
Summit.....	4-0
Sun Belt.....	2-0
West Coast.....	9-3
Western Athletic.....	6-0
Independent.....	0-0
D I Reclassifying.....	1-0
Non-Division I.....	4-0
<b>Total - All.....</b>	<b>129-41 (.759)</b>
<b>Total - Div. I.....</b>	<b>125-41 (.753)</b>

The Pac-12 posted a non-conference home record of 96-7 (.932).

**DOUBLE-DOUBLES**

Kyle Anderson, UCLA (24)*.....	16
Josh Scott, COLO (15).....	13
D.J. Shelton, WSU (13).....	13
Jordan Bachynski, ASU (17)*.....	12
Richard Solomon, CAL (13).....	9
Aaron Gordon, ARIZ (8).....	8
Perris Blackwell, WASH (7).....	7
Josh Huestis, STAN (18).....	7
David Kravish, CAL (10).....	7
Eric Moreland, OSU (22).....	7
Mike Moser, ORE (7).....	7
Dwight Powell, STAN (18).....	7
Devon Collier, OSU (11).....	6
Jordan Loveridge, UTAH (10).....	6
Byron Wesley, USC (5).....	5
Delon Wright, UTAH (4).....	4
Jordan Adams, UCLA (3).....	3
Xavier Johnson, COLO (5).....	3
Brandon Ashley, ARIZ (4).....	2
Jahii Carson, ASU (3).....	2
Ahmad Fields, UTAH (2).....	2
Rondae Hollis-Jefferson, ARIZ (2).....	2
Princeton Onwas, UTAH (2).....	2
Kaleb Tarczewski, ARIZ (2).....	2
Mike Anderson, WASH (1).....	1
Dallin Bachynski, UTAH (3).....	1
Askia Booker, COLO (1).....	1
Angus Brandt, OSU (2).....	1
Anthony Brown, STAN (1).....	1
Justin Cobbs, CAL (1).....	1
Elgin Cook, ORE (1).....	1
Wesley Gordon, COLO (1).....	1
Nick Johnson, ARIZ (1).....	1
Nikola Jovanovic, USC (1).....	1
DaVonté Lacey, WSU (1).....	1
Johnathan Loyd, ORE (1).....	1
Shaquille McKissic, ASU (1).....	1
Omar Oraby, USC (3).....	1
Tony Parker, UCLA (1).....	1
Desmond Simmons, WASH (4).....	1
David Wear, UCLA (5).....	1
C.J. Wilcox, WASH (1).....	1
Nigel Williams-Goss, WASH (1).....	1

( ) - career totals  
\* - Includes triple-double

**PAC-12 PLAYERS OF THE WEEK**

11/11	Tyrone Wallace, So., G, CAL
11/18	Roberto Nelson, Sr., G, OSU
11/25	Jahii Carson, So., G, ASU
12/2	Nick Johnson, Jr., G, ARIZ
12/9	Askia Booker, Jr., G, COLO
12/16	Jordan Loveridge, So., F, UTAH
12/23	Chasson Randle, Jr., G, STAN
12/30	Roberto Nelson, Sr., G, OSU
1/6	Askia Booker, Jr., G, COLO
1/13	Justin Cobbs, Sr., G, CAL
1/20	Delon Wright, Jr., G, UTAH
1/27	Josh Huestis, Sr., F, UCLA
2/3	Justin Cobbs, Sr., G, CAL
2/10	Jordan Bachynski, Sr., C, ASU
2/17	Jermaine Marshall, Sr., G, ASU
2/24	Josh Huestis, Sr., F, STAN
3/3	Mike Moser, Sr., F, ORE
3/10	Mike Moser, Sr., F, ORE

**2013-14 HOME ATTENDANCE**

School (Arena Cap.)	Games	Att.	Avg.	Cap. Pct.
ARIZ (14,545)	18	258,749	14,375	98.8
ASU (10,734)	17	113,680	6,687	62.3
CAL (11,877)	19	147,318	7,754	65.3
COLO (11,064)	18	173,429	9,635	87.1
ORE (12,369)	18	140,085	7,782	62.9
OSU (10,400)	17	67,077	3,946	37.9
STAN (7,329)	16	81,770	5,111	69.7
UCLA (13,800)	18	146,455	8,136	59.0
USC (10,258)	16	69,913	4,370	42.6
UTAH (15,000)	20	206,212	10,311	68.7
WASH (10,000)	18	118,469	6,582	65.8
WSU (11,671)	16	44,804	2,800	24.0
<b>Totals</b>	<b>211</b>	<b>1,568,961</b>	<b>7,544</b>	



**SCORING**

	Cl	G	FG	3FG	FT	Pts	Avg/G
1. Nelson, Roberto-OSU	SR	32	200	57	206	663	20.7
2. Young, Joseph-ORE	JR	34	206	76	155	643	18.9
3. Randle, Chasson-STAN	JR	36	218	68	171	675	18.8
4. Carson, Jahii-ASU	SO	33	211	36	156	614	18.6
5. Wilcox, C.J.-WASH	SR	32	197	90	103	587	18.3
6. Wesley, Byron-USC	JR	30	191	24	127	533	17.8
7. Adams, Jordan-UCLA	SO	36	208	52	158	626	17.4
8. Johnson, Nick-ARIZ	JR	38	205	62	146	618	16.3
9. Wright, Delon-UTAH	JR	33	174	12	153	513	15.5
10. Cobbs, Justin-CAL	SR	34	177	30	143	527	15.5
11. Marshall, Jermaine-ASU	SR	32	162	82	76	482	15.1
12. Loveridge, Jordan-UTAH	SO	33	163	44	115	485	14.7
13. Anderson, Kyle-UCLA	SO	36	181	28	137	527	14.6
14. Scott, Josh-COLO	SO	35	159	0	175	493	14.1
15. Powell, Dwight-STAN	SR	36	175	10	145	505	14.0
16. Booker, Askia-COLO	JR	35	166	37	112	481	13.7
17. Collier, Devon-OSU	SR	30	143	0	117	403	13.4
18. Williams-Goss, Nigel-WASH	FR	32	168	32	60	428	13.4
19. Moser, Mike-ORE	SR	34	169	56	56	450	13.2
20. Calliste, Jason-ORE	SR	34	115	65	137	432	12.7

**REBOUNDING**

	Cl	G	OFF	DEF	TOT	Avg/G
1. Solomon, Richard-CAL	SR	30	83	224	307	10.2
2. Shelton, D.J.-WSU	SR	31	68	229	297	9.6
3. Anderson, Kyle-UCLA	SO	36	45	270	315	8.8
4. Scott, Josh-COLO	SO	35	102	193	295	8.4
5. Bachynski, Jordan-ASU	SR	33	71	201	272	8.2
6. Huestis, Josh-STAN	SR	36	91	204	295	8.2
7. Gordon, Aaron-ARIZ	FR	38	102	201	303	8.0
8. Moser, Mike-ORE	SR	34	63	200	263	7.7
9. Kravish, David-CAL	JR	34	75	185	260	7.6
10. Loveridge, Jordan-UTAH	SO	33	46	184	230	7.0
11. Powell, Dwight-STAN	SR	36	70	177	247	6.9
12. Wright, Delon-UTAH	JR	33	42	182	224	6.8
13. Blackwell, Perris-WASH	SR	31	96	114	210	6.8
14. Wesley, Byron-USC	JR	30	46	147	193	6.4
15. Tarczewski, Kaleb-ARIZ	SO	36	75	151	226	6.3
16. Oraby, Omar-USC	SR	32	58	135	193	6.0
17. Gordon, Wesley-COLO	FR	31	76	110	186	6.0
18. Johnson, Xavier-COLO	SO	33	57	137	194	5.9
19. Hollis-Jefferson, R.-ARIZ	FR	38	83	132	215	5.7
20. Collier, Devon-OSU	SR	30	60	108	168	5.6

**FIELD GOAL PCT (Min. 3.0 made per game)**

	Cl	G	FG	FGA	Pct.
1. Collier, Devon-OSU	SR	30	143	236	.606
2. Tarczewski, Kaleb-ARIZ	SO	36	128	219	.584
3. Wright, Delon-UTAH	JR	33	174	310	.561
4. Bachynski, Jordan-ASU	SR	33	133	244	.545
5. Solomon, Richard-CAL	SR	30	125	230	.543
6. Kravish, David-CAL	JR	34	173	319	.542
7. Blackwell, Perris-WASH	SR	31	124	230	.539
8. Powell, Norman-UCLA	JR	37	153	287	.533
9. Wear, Travis-UCLA	SR	34	105	198	.530
10. Calliste, Jason-ORE	SR	34	115	218	.528

**ASSISTS**

	Cl	G	Asst	Avg/G
1. Anderson, Kyle-UCLA	SO	36	233	6.47
2. Cobbs, Justin-CAL	SR	34	197	5.79
3. McConnell, T.J.-ARIZ	JR	38	202	5.32
4. Wright, Delon-UTAH	JR	33	174	5.27
5. Loyd, Johnathan-ORE	SR	34	161	4.74
6. Carson, Jahii-ASU	SO	33	153	4.64
7. Williams-Goss, Nigel-WASH	FR	32	140	4.38
8. Howard, Pe'Shon-USC	SR	31	121	3.90
9. Jacobs, Julian-USC	FR	32	116	3.63
10. Nelson, Roberto-OSU	SR	32	115	3.59

**FREE THROW PCT (Min. 2.0 made per game)**

	Cl	G	FTM	FTA	Pct
1. Young, Joseph-ORE	JR	34	155	176	.881
2. Wilcox, C.J.-WASH	SR	32	103	118	.873
3. Calliste, Jason-ORE	SR	34	137	157	.873
4. Adams, Jordan-UCLA	SO	36	158	189	.836
5. Loyd, Johnathan-ORE	SR	34	75	91	.824
6. Nelson, Roberto-OSU	SR	32	206	250	.824
7. Booker, Askia-COLO	JR	35	112	137	.818
8. Cobbs, Justin-CAL	SR	34	143	175	.817
9. Scott, Josh-COLO	SO	35	175	216	.810
10. Loveridge, Jordan-UTAH	SO	33	115	143	.804

**STEALS**

	Cl	G	Stl	Avg/G
1. Adams, Jordan-UCLA	SO	36	95	2.64
2. Wright, Delon-UTAH	JR	33	82	2.48
3. Anderson, Kyle-UCLA	SO	36	64	1.78
4. McConnell, T.J.-ARIZ	JR	38	64	1.68
5. Howard, Pe'Shon-USC	SR	31	45	1.45
6. Powell, Norman-UCLA	JR	37	51	1.38
7. Powell, Dwight-STAN	SR	36	47	1.31
8. Young, Joseph-ORE	JR	34	44	1.29
9. Booker, Askia-COLO	JR	35	45	1.29
10. McKissic, Shaquille-ASU	SR	32	41	1.28

**3-POINT FG PCT (Min. 1.0 made per game)**

	Cl	G	3FG	FGA	Pct
1. Calliste, Jason-ORE	SR	34	65	129	.504
2. Cooke, Hallice-OSU	FR	32	41	90	.456
3. Brown, Anthony-STAN	JR	36	53	117	.453
4. Gilling, Jonathan-ASU	JR	33	66	152	.434
5. Young, Joseph-ORE	JR	34	76	183	.415
6. Marshall, Jermaine-ASU	SR	32	82	203	.404
7. Nelson, Roberto-OSU	SR	32	57	143	.399
8. Taylor, Brandon-UTAH	SO	33	64	161	.398
9. Tucker, Dakarai-UTAH	SO	33	47	120	.392
10. Wilcox, C.J.-WASH	SR	32	90	230	.391
Carson, Jahii-ASU	SO	33	36	92	.391

**3-POINT FG MADE**

	Cl	G	3FG	Avg/G
1. Wilcox, C.J.-WASH	SR	32	90	2.81
2. Marshall, Jermaine-ASU	SR	32	82	2.56
3. Young, Joseph-ORE	JR	34	76	2.24
4. Gilling, Jonathan-ASU	JR	33	66	2.00
5. Taylor, Brandon-UTAH	SO	33	64	1.94
6. Calliste, Jason-ORE	SR	34	65	1.91
7. Randle, Chasson-STAN	JR	36	68	1.89
8. Nelson, Roberto-OSU	SR	32	57	1.78
9. Moser, Mike-ORE	SR	34	56	1.65
10. Johnson, Que-WSU	FR	31	51	1.65

**BLOCKED SHOTS**

	Cl	G	Bik	Avg/G
1. Bachynski, Jordan-ASU	SR	33	133	4.03
2. Oraby, Omar-USC	SR	32	72	2.25
3. Kravish, David-CAL	JR	34	72	2.12
4. Huestis, Josh-STAN	SR	36	69	1.92
5. Gordon, Wesley-COLO	FR	31	41	1.32
6. Wright, Delon-UTAH	JR	33	43	1.30
7. Solomon, Richard-CAL	SR	30	39	1.30
8. Collier, Devon-OSU	SR	30	37	1.23
9. Scott, Josh-COLO	SO	35	40	1.14
10. Hollis-Jefferson, R.-ARIZ	FR	38	40	1.05

**ASSIST/TURNOVER RATIO (Min. 3.0 assists/game)**

	Cl	G	Asst	Avg	Turn	Avg	Ratio
1. McConnell, T.J.-ARIZ	JR	38	202	5.3	67	1.8	3.01
2. Loyd, Johnathan-ORE	SR	34	161	4.7	60	1.8	2.68
3. Cobbs, Justin-CAL	SR	34	197	5.8	82	2.4	2.40
4. Anderson, Kyle-UCLA	SO	36	233	6.5	110	3.1	2.12
5. Wright, Delon-UTAH	JR	33	174	5.3	84	2.5	2.07
6. Taylor, Brandon-UTAH	SO	33	114	3.5	72	2.2	1.58
7. Williams-Goss, Nigel-WASH	FR	32	140	4.4	92	2.9	1.52
8. Howard, Pe'Shon-USC	SR	31	121	3.9	90	2.9	1.34
9. Jacobs, Julian-USC	FR	32	116	3.6	87	2.7	1.33
10. Carson, Jahii-ASU	SO	33	153	4.6	116	3.5	1.32

**MINUTES PLAYED**

	Cl	G	Min.	Avg/G
1. Wright, Delon-UTAH	JR	33	1202	36.42
2. Carson, Jahii-ASU	SO	33	1168	35.39
3. Huestis, Josh-STAN	SR	36	1266	35.17
4. Randle, Chasson-STAN	JR	36	1263	35.08
5. Wilcox, C.J.-WASH	SR	32	1116	34.88
6. Wesley, Byron-USC	JR	30	1038	34.60
7. Loveridge, Jordan-UTAH	SO	33	1134	34.36
8. Cobbs, Justin-CAL	SR	34	1167	34.32
9. Brown, Anthony-STAN	JR	36	1206	33.50
10. Anderson, Kyle-UCLA	SO	36	1196	33.22

## SCORING OFFENSE

	G	W-L	Pts	Avg/G
1. Oregon	34	24-10	2783	81.9
2. UCLA	37	28-9	3003	81.2
3. Oregon State	32	16-16	2425	75.8
4. Arizona State	33	21-12	2486	75.3
5. Utah	33	21-12	2479	75.1
6. Washington	32	17-15	2384	74.5
7. Arizona	38	33-5	2769	72.9
8. Stanford	36	23-13	2616	72.7
9. California	34	21-13	2468	72.6
10. USC	32	11-21	2258	70.6
11. Colorado	35	23-12	2457	70.2
12. Washington State	31	10-21	1934	62.4

## SCORING DEFENSE

	G	Pts	Avg/G
1. Arizona	38	2225	58.6
2. Utah	33	2122	64.3
3. Washington State	31	2081	67.1
4. Colorado	35	2387	68.2
5. Stanford	36	2457	68.2
6. California	34	2352	69.2
7. Arizona State	33	2291	69.4
8. UCLA	37	2604	70.4
9. Oregon	34	2521	74.1
10. Washington	32	2390	74.7
11. USC	32	2410	75.3
12. Oregon State	32	2420	75.6

## SCORING MARGIN

	G	OFF	DEF	Margin
1. Arizona	38	72.9	58.6	+14.3
2. Utah	33	75.1	64.3	+10.8
3. UCLA	37	81.2	70.4	+10.8
4. Oregon	34	81.9	74.1	+7.7
5. Arizona State	33	75.3	69.4	+5.9
6. Stanford	36	72.7	68.2	+4.4
7. California	34	72.6	69.2	+3.4
8. Colorado	35	70.2	68.2	+2.0
9. Oregon State	32	75.8	75.6	+0.2
10. Washington	32	74.5	74.7	-0.2
11. Washington State	31	62.4	67.1	-4.7
12. USC	32	70.6	75.3	-4.8

## FREE THROW PERCENTAGES

	G	FTM	FTA	Pct
1. Oregon	34	668	865	.772
2. Washington	32	527	695	.758
3. UCLA	37	628	839	.749
4. Utah	33	537	723	.743
5. Colorado	35	648	903	.718
6. Stanford	36	616	877	.702
7. Oregon State	32	598	860	.695
8. Arizona State	33	546	787	.694
9. California	34	485	710	.683
10. USC	32	510	761	.670
11. Arizona	38	573	870	.659
12. Washington State	31	392	596	.658

## FIELD GOAL PERCENTAGES

	G	FG	FGA	Pct
1. UCLA	37	1073	2196	.489
2. Oregon State	32	825	1689	.488
3. Utah	33	869	1781	.488
4. Oregon	34	928	1977	.469
5. Arizona	38	996	2123	.469
6. Stanford	36	896	1950	.459
7. California	34	895	1963	.456
8. Arizona State	33	836	1852	.451
9. Washington	32	835	1871	.446
10. USC	32	801	1824	.439
11. Colorado	35	814	1871	.435
12. Washington State	31	654	1633	.400

## FIELD GOAL PCT DEFENSE

	G	FG	FGA	Pct
1. Arizona	38	776	2041	.380
2. Utah	33	757	1841	.411
3. California	34	826	1989	.415
4. Arizona State	33	821	1961	.419
5. Stanford	36	844	2006	.421
6. UCLA	37	898	2103	.427
7. USC	32	843	1962	.430
8. Colorado	35	857	1987	.431
9. Oregon	34	838	1907	.439
10. Oregon State	32	857	1908	.449
11. Washington State	31	709	1570	.452
12. Washington	32	858	1808	.475

## 3-POINT FIELD GOAL PERCENTAGES

	G	FG	FGA	Pct
1. Oregon State	32	177	451	.392
2. Arizona State	33	268	688	.390
3. Oregon	34	259	666	.389
4. UCLA	37	229	603	.380
5. Stanford	36	208	571	.364
6. Arizona	38	204	561	.364
7. Utah	33	204	581	.351
8. California	34	193	558	.346
9. Washington	32	187	552	.339
10. Washington State	31	234	713	.328
11. Colorado	35	181	569	.318
12. USC	32	146	501	.291

## 3-POINT FIELD GOAL PCT DEFENSE

	G	FG	FGA	Pct
1. Utah	33	179	582	.308
2. Washington	32	156	490	.318
3. Arizona	38	173	541	.320
4. USC	32	218	674	.323
5. Oregon	34	198	611	.324
6. Arizona State	33	175	536	.326
7. UCLA	37	301	874	.344
8. Stanford	36	237	680	.349
9. California	34	210	595	.353
10. Colorado	35	251	706	.356
11. Washington State	31	188	511	.368
12. Oregon State	32	216	587	.368

## REBOUNDING OFFENSE

	G	Reb	Avg/G
1. Arizona	38	1449	38.1
2. Colorado	35	1305	37.3
3. USC	32	1185	37.0
4. California	34	1225	36.0
5. Arizona State	33	1172	35.5
6. UCLA	37	1308	35.4
7. Utah	33	1162	35.2
8. Stanford	36	1257	34.9
9. Washington	32	1105	34.5
10. Oregon State	32	1097	34.3
11. Oregon	34	1160	34.1
12. Washington State	31	1016	32.8

## REBOUNDING DEFENSE

	G	Reb	Avg/G
1. Arizona	38	1181	31.1
2. Colorado	35	1098	31.4
3. Utah	33	1041	31.5
4. Washington	32	1056	33.0
5. Oregon	34	1125	33.1
6. Stanford	36	1193	33.1
7. Oregon State	32	1066	33.3
8. Washington State	31	1041	33.6
9. UCLA	37	1245	33.6
10. California	34	1184	34.8
11. USC	32	1182	36.9
12. Arizona State	33	1251	37.9

## REBOUNDING MARGIN

	G	TEAM	OPP	Margin
1. Arizona	35	36.4	30.0	+6.3
2. Oregon	37	37.5	31.3	+6.3
3. Washington	34	36.4	32.4	+4.0
4. Colorado	33	37.2	33.9	+3.3
5. California	33	37.2	34.3	+2.9
6. Washington State	32	33.3	31.4	+2.0
7. Stanford	34	36.3	34.5	+1.8
8. Oregon State	32	37.0	35.4	+1.6
9. Arizona State	35	36.0	35.7	+0.3
10. Utah	33	34.3	34.1	+0.2
11. USC	32	35.3	35.3	+0.0
12. UCLA	35	36.5	38.1	-1.6

## BLOCKED SHOTS

	G	Blocks	Avg/G
1. Arizona State	33	182	5.52
2. Oregon State	32	152	4.75
3. California	34	158	4.65
4. Arizona	38	173	4.55
5. Utah	33	149	4.52
6. USC	32	141	4.41
7. Stanford	36	154	4.28
8. Oregon	34	113	3.32
9. Colorado	35	115	3.29
10. UCLA	37	111	3.00
11. Washington	32	92	2.88
12. Washington State	31	89	2.87

## ASSISTS

	G	Assists	Avg/G
1. UCLA	37	636	17.19
2. California	34	522	15.35
3. Utah	33	504	15.27
4. Arizona	38	574	15.11
5. Oregon	34	492	14.47
6. Arizona State	33	471	14.27
7. Oregon State	32	430	13.44
8. Washington	32	427	13.34
9. USC	32	404	12.63
10. Stanford	36	415	11.53
11. Colorado	35	397	11.34
12. Washington State	31	325	10.48

## STEALS

	G	Steals	Avg/G
1. UCLA	37	341	9.22
2. Oregon	34	263	7.74
3. Utah	33	222	6.73
4. Colorado	35	207	5.91
5. Arizona	38	223	5.87
6. USC	32	174	5.44
7. Washington	32	172	5.38
8. Stanford	36	191	5.31
9. California	34	178	5.24
10. Washington State	31	159	5.13
11. Arizona State	33	167	5.06
12. Oregon State	32	155	4.84

## TURNOVER MARGIN

	G	TEAM	OPP	Margin
1. UCLA	37	10.2	14.3	+4.05
2. Arizona	38	10.2	12.4	+2.21
3. Oregon	34	11.4	13.5	+2.03
4. Utah	33	12.0	12.6	+0.61
5. Arizona State	33	11.4	11.9	+0.52
6. Stanford	36	11.4	11.5	+0.11
7. California	34	10.2	10.1	-0.09
8. Washington	32	11.4	11.3	-0.16
9. Washington State	31	11.5	11.1	-0.39
10. Colorado	35	13.3	12.1	-1.26
11. USC	32	14.0	11.2	-2.81
12. Oregon State	32	13.5	10.5	-3.00

**ASSIST/TURNOVER RATIO**

	G	Ast	AvgTurn/Avg	Ratio
1. UCLA	37	17.2	10.2	1.68
2. California	34	15.4	10.2	1.50
3. Arizona	38	15.1	10.2	1.48
4. Utah	33	15.3	12.0	1.27
5. Oregon	34	14.5	11.4	1.26
6. Arizona State	33	14.3	11.4	1.25
7. Washington	32	13.3	11.4	1.17
8. Stanford	36	11.5	11.4	1.01
9. Oregon State	32	13.4	13.5	1.00
10. Washington State	31	10.5	11.5	0.92
11. USC	32	12.6	14.0	0.90
12. Colorado	35	11.3	13.3	0.85

**OFFENSIVE REBOUNDS**

	G	No.	Avg/G
1. Arizona	38	465	12.24
2. Colorado	35	401	11.46
3. USC	32	354	11.06
Washington	32	354	11.06
5. Oregon	34	356	10.47
6. California	34	347	10.21
7. UCLA	37	368	9.95
8. Washington State	31	308	9.94
9. Oregon State	32	312	9.75
10. Stanford	36	347	9.64
11. Utah	33	299	9.06
12. Arizona State	33	281	8.52

**DEFENSIVE REBOUNDS**

	G	No.	Avg/G
1. Arizona State	33	891	27.00
2. Utah	33	863	26.15
3. USC	32	831	25.97
4. Arizona	38	984	25.89
5. Colorado	35	904	25.83
6. California	34	878	25.82
7. UCLA	37	940	25.41
8. Stanford	36	910	25.28
9. Oregon State	32	785	24.53
10. Oregon	34	804	23.65
11. Washington	32	751	23.47
12. Washington State	31	708	22.84

**3-POINT FIELD GOALS MADE**

	G	3FG	Avg/G
1. Arizona State	33	268	8.12
2. Oregon	34	259	7.62
3. Washington State	31	234	7.55
4. UCLA	37	229	6.19
5. Utah	33	204	6.18
6. Washington	32	187	5.84
7. Stanford	36	208	5.78
8. California	35	199	5.69
9. Oregon State	32	177	5.53
10. Arizona	38	204	5.37
11. Colorado	35	181	5.17
12. USC	32	146	4.56



**Roberto Nelson, Oregon State**  
**Pac-12 Scoring Leader - 20.7 ppg**



**Jordan Bachynski, Arizona State**  
**2013-14 NCAA-leading 4.03 blocks per game**  
**Pac-12 career record - 314 blocked shots**

## SCORING

	Cl	G	FG	3FG	FT	Pts	Avg/G
1. Nelson, Roberto-OSU	SR	18	109	36	107	361	20.1
2. Randle, Chasson-STAN	JR	18	111	34	84	340	18.9
3. Carson, Jahii-ASU	SO	18	109	17	99	334	18.6
4. Wesley, Byron-USC	JR	16	104	15	66	289	18.1
5. Wilcox, C.J.-WASH	SR	18	109	49	40	307	17.1
6. Young, Joseph-ORE	JR	18	91	37	86	305	16.9
7. Wright, Delon-UTAH	JR	18	97	7	103	304	16.9
8. Adams, Jordan-UCLA	SO	17	95	26	69	285	16.8
9. Cobbs, Justin-CAL	SR	18	98	17	87	300	16.7
10. Johnson, Nick-ARIZ	JR	18	100	26	66	292	16.2
11. Scott, Josh-COLO	SO	18	95	0	91	281	15.6
12. Marshall, Jermaine-ASU	SR	17	87	43	43	260	15.3
13. Anderson, Kyle-UCLA	SO	17	90	12	67	259	15.2
14. Booker, Askia-COLO	JR	18	82	18	79	261	14.5
15. Powell, Dwight-STAN	SR	18	79	3	91	252	14.0
16. Williams-Goss, Nigel-WASH	FR	18	97	21	34	249	13.8
17. Loveridge, Jordan-UTAH	SO	18	83	23	58	247	13.7
18. Johnson, Xavier-COLO	SO	18	83	20	61	247	13.7
19. Moser, Mike-ORE	SR	18	90	31	32	243	13.5
20. Brown, Anthony-STAN	JR	18	74	24	61	233	12.9

## REBOUNDING

	Cl	G	OFF	DEF	TOT	Avg/G
1. Shelton, D.J.-WSU	SR	18	38	150	188	10.4
2. Moreland, Eric-OSU	JR	18	40	147	187	10.4
3. Solomon, Richard-CAL	SR	18	47	131	178	9.9
4. Huestis, Josh-STAN	SR	18	53	109	162	9.0
5. Moser, Mike-ORE	SR	18	45	112	157	8.7
6. Anderson, Kyle-UCLA	SO	17	23	125	148	8.7
7. Scott, Josh-COLO	SO	18	52	100	152	8.4
8. Gordon, Aaron-ARIZ	FR	18	48	94	142	7.9
9. Kravish, David-CAL	JR	18	36	97	133	7.4
10. Bachynski, Jordan-ASU	SR	18	29	103	132	7.3
11. Powell, Dwight-STAN	SR	18	40	84	124	6.9
12. Wright, Delon-UTAH	JR	18	29	91	120	6.7
13. Tarczewski, Kaleb-ARIZ	SO	18	39	80	119	6.6
14. Blackwell, Perris-WASH	SR	18	52	66	118	6.6
15. Gordon, Wesley-COLO	FR	16	46	54	100	6.3
16. Johnson, Xavier-COLO	SO	18	36	74	110	6.1
17. Wesley, Byron-USC	JR	16	19	78	97	6.1
18. McKissic, Shaquille-ASU	SR	18	23	84	107	5.9
19. Loveridge, Jordan-UTAH	SO	18	18	86	104	5.8
20. Hollis-Jefferson, R.-ARIZ	FR	18	42	61	103	5.7

## FIELD GOAL PCT (Min. 3.0 made per game)

	Cl	G	FG	FGA	Pct
1. Tarczewski, Kaleb-ARIZ	SO	18	61	105	.581
2. Collier, Devon-OSU	SR	18	65	117	.556
3. Solomon, Richard-CAL	SR	18	75	139	.540
4. Scott, Josh-COLO	SO	18	95	180	.528
5. Blackwell, Perris-WASH	SR	18	67	128	.523
6. Wright, Delon-UTAH	JR	18	97	187	.519
7. Calliste, Jason-ORE	SR	18	71	137	.518
8. Powell, Norman-UCLA	JR	18	71	141	.504
9. Brandt, Angus-OSU	SR	18	81	161	.503
10. Kravish, David-CAL	JR	18	88	176	.500
Bachynski, Jordan-ASU	SR	18	59	118	.500

## ASSISTS

	Cl	G	Asst	Avg/G
1. Anderson, Kyle-UCLA	SO	17	112	6.59
2. Cobbs, Justin-CAL	SR	18	101	5.61
3. McConnell, T.J.-ARIZ	JR	18	88	4.89
Wright, Delon-UTAH	JR	18	88	4.89
5. Booker, Askia-COLO	JR	18	81	4.50
6. Williams-Goss, Nigel-WASH	FR	18	80	4.44
7. Carson, Jahii-ASU	SO	18	70	3.89
8. Loyd, Johnathan-ORE	SR	18	65	3.61
9. Howard, Pe'Shon-USC	SR	17	59	3.47
10. Taylor, Brandon-UTAH	SO	18	62	3.44

## FREE THROW PCT (Min. 2.0 made per game)

	Cl	G	FTM	FTA	Pct
1. Young, Joseph-ORE	JR	18	86	91	.945
2. Alford, Bryce-UCLA	FR	18	59	68	.868
3. Wilcox, C.J.-WASH	SR	18	40	48	.833
4. Adams, Jordan-UCLA	SO	17	69	83	.831
5. Andrews, Andrew-WASH	SO	18	54	66	.818
6. Booker, Askia-COLO	JR	18	79	97	.814
7. Scott, Josh-COLO	SO	18	91	112	.813
8. Cobbs, Justin-CAL	SR	18	87	108	.806
9. Wright, Delon-UTAH	JR	18	103	128	.805
10. Nelson, Roberto-OSU	SR	18	107	133	.805

## STEALS

	Cl	G	Stl	Avg/G
1. Wright, Delon-UTAH	JR	18	46	2.56
2. Adams, Jordan-UCLA	SO	17	42	2.47
3. McConnell, T.J.-ARIZ	JR	18	35	1.94
4. Anderson, Kyle-UCLA	SO	17	28	1.65
5. Booker, Askia-COLO	JR	18	28	1.56
6. Howard, Pe'Shon-USC	SR	17	26	1.53
7. McKissic, Shaquille-ASU	SR	18	27	1.50
Wallace, Tyrone-CAL	SO	18	27	1.50
Johnson, Nick-ARIZ	JR	18	27	1.50
10. Young, Joseph-ORE	JR	18	26	1.44

## 3-POINT FG PCT (Min. 1.0 made per game)

	Cl	G	3FG	FGA	Pct
1. Calliste, Jason-ORE	SR	18	41	84	.488
2. Kernich-Drew, Dexter-WSU	JR	17	20	43	.465
3. Mathews, Jordan-CAL	FR	18	24	52	.462
4. Cooke, Hallice-OSU	FR	18	30	67	.448
5. Nelson, Roberto-OSU	SR	18	36	83	.434
6. Tucker, Dakarai-UTAH	SO	18	24	58	.414
7. Barnes, Bo-ASU	JR	17	18	44	.409
8. Taylor, Brandon-UTAH	SO	18	37	91	.407
9. Gillling, Jonathan-ASU	JR	18	31	78	.397
10. Morris-Walker, Langs-OSU	SO	17	17	43	.395

## 3-POINT FG MADE

	Cl	G	3FG	Avg/G
1. Wilcox, C.J.-WASH	SR	18	49	2.72
2. Marshall, Jermaine-ASU	SR	17	43	2.53
3. Calliste, Jason-ORE	SR	18	41	2.28
4. Young, Joseph-ORE	JR	18	37	2.06
Taylor, Brandon-UTAH	SO	18	37	2.06
6. Nelson, Roberto-OSU	SR	18	36	2.00
7. Randle, Chasson-STAN	JR	18	34	1.89
8. Johnson, Que-WSU	FR	18	33	1.83
9. Gillling, Jonathan-ASU	JR	18	31	1.72
Moser, Mike-ORE	SR	18	31	1.72

## BLOCKED SHOTS

	Cl	G	Blk	Avg/G
1. Bachynski, Jordan-ASU	SR	18	68	3.78
2. Kravish, David-CAL	JR	18	37	2.06
3. Moreland, Eric-OSU	JR	18	36	2.00
4. Oraby, Omar-USC	SR	18	32	1.78
5. Huestis, Josh-STAN	SR	18	29	1.61
6. Gordon, Wesley-COLO	FR	16	25	1.56
7. Scott, Josh-COLO	SO	18	28	1.56
8. Wright, Delon-UTAH	JR	18	26	1.44
9. Hollis-Jefferson, R.-ARIZ	FR	18	21	1.17
10. Solomon, Richard-CAL	SR	18	20	1.11

## ASSIST/TURNOVER RATIO (Min. 3.0 assists/game)

	Cl	G	Asst	Avg	Turn	Avg	Ratio
1. McConnell, T.J.-ARIZ	JR	18	88	4.9	32	1.8	2.75
2. Cobbs, Justin-CAL	SR	18	101	5.6	48	2.7	2.10
3. Loyd, Johnathan-ORE	SR	18	65	3.6	32	1.8	2.03
4. Anderson, Kyle-UCLA	SO	17	112	6.6	56	3.3	2.00
5. Johnson, Nick-ARIZ	JR	18	54	3.0	30	1.7	1.80
6. Wright, Delon-UTAH	JR	18	88	4.9	51	2.8	1.73
7. Taylor, Brandon-UTAH	SO	18	62	3.4	37	2.1	1.68
8. Cooke, Hallice-OSU	FR	18	56	3.1	35	1.9	1.60
9. Williams-Goss, Nigel-WASH	FR	18	80	4.4	51	2.8	1.57
10. Booker, Askia-COLO	JR	18	81	4.5	53	2.9	1.53

## MINUTES PLAYED

	Cl	G	Min.	Avg/G
1. Wright, Delon-UTAH	JR	18	695	38.61
2. Loveridge, Jordan-UTAH	SO	18	653	36.28
3. Carson, Jahii-ASU	SO	18	650	36.11
4. Randle, Chasson-STAN	JR	18	647	35.94
5. Cobbs, Justin-CAL	SR	18	642	35.67
6. Huestis, Josh-STAN	SR	18	641	35.61
7. Wesley, Byron-USC	JR	16	567	35.44
8. Wilcox, C.J.-WASH	SR	18	618	34.33
9. Anderson, Kyle-UCLA	SO	17	583	34.29
10. Nelson, Roberto-OSU	SR	18	616	34.22

**SCORING OFFENSE**

	G	W-L	Pts	Avg/G
1. UCLA	18	12-6	1429	79.4
2. Oregon	18	10-8	1378	76.6
3. Arizona State	18	10-8	1312	72.9
4. Oregon State	18	8-10	1306	72.6
5. California	18	10-8	1290	71.7
6. Arizona	18	15-3	1287	71.5
7. Stanford	18	10-8	1280	71.1
8. Washington	18	9-9	1275	70.8
9. Utah	18	9-9	1266	70.3
10. Colorado	18	10-8	1241	68.9
11. USC	18	2-16	1227	68.2
12. Washington State	18	3-15	1023	56.8

**SCORING DEFENSE**

	G	Pts	Avg/G
1. Arizona	18	1083	60.2
2. Utah	18	1202	66.8
3. Stanford	18	1233	68.5
4. Washington State	18	1242	69.0
5. Colorado	18	1268	70.4
6. Washington	18	1293	71.8
7. Arizona State	18	1295	71.9
8. California	18	1297	72.1
9. UCLA	18	1304	72.4
10. Oregon	18	1315	73.1
11. Oregon State	18	1348	74.9
12. USC	18	1434	79.7

**SCORING MARGIN**

	G	OFF	DEF	Margin
1. Arizona	18	71.5	60.2	+11.3
2. UCLA	18	79.4	72.4	+6.9
3. Utah	18	70.3	66.8	+3.6
4. Oregon	18	76.6	73.1	+3.5
5. Stanford	18	71.1	68.5	+2.6
6. Arizona State	18	72.9	71.9	+0.9
7. California	18	71.7	72.1	-0.4
8. Washington	18	70.8	71.8	-1.0
9. Colorado	18	68.9	70.4	-1.5
10. Oregon State	18	72.6	74.9	-2.3
11. USC	18	68.2	79.7	-11.5
12. Washington State	18	56.8	69.0	-12.2

**FREE THROW PERCENTAGES**

	G	FTM	FTA	Pct
1. Oregon	18	321	412	.779
2. UCLA	18	306	405	.756
3. Washington	18	236	318	.742
4. Utah	18	278	375	.741
5. Colorado	18	320	446	.717
6. Arizona State	18	328	471	.696
7. Stanford	18	316	458	.690
8. USC	18	278	406	.685
9. California	18	254	374	.679
10. Oregon State	18	311	463	.672
11. Washington State	18	229	342	.670
12. Arizona	18	278	428	.650

**FIELD GOAL PERCENTAGES**

	G	FG	FGA	Pct
1. Oregon State	18	441	950	.464
Utah	18	441	950	.464
3. UCLA	18	501	1089	.460
4. Arizona	18	461	1026	.449
5. California	18	470	1050	.448
6. Washington	18	469	1048	.448
7. Stanford	18	434	986	.440
8. Oregon	18	461	1062	.434
9. Colorado	18	417	971	.429
10. Arizona State	18	423	993	.426
11. USC	18	437	1026	.426
12. Washington State	18	331	899	.368

**FIELD GOAL PCT DEFENSE**

	G	FG	FGA	Pct
1. Arizona	18	381	964	.395
2. California	18	443	1036	.428
3. Arizona State	18	457	1061	.431
4. Colorado	18	454	1052	.432
5. Stanford	18	424	975	.435
6. Utah	18	426	979	.435
7. UCLA	18	440	992	.444
8. Oregon	18	428	961	.445
9. USC	18	484	1076	.450
10. Oregon State	18	476	1054	.452
11. Washington	18	456	993	.459
12. Washington State	18	417	907	.460

**3-POINT FIELD GOAL PERCENTAGES**

	G	FG	FGA	Pct
1. Oregon State	18	113	272	.415
2. UCLA	18	121	311	.389
3. Arizona State	18	138	365	.378
4. Oregon	18	135	368	.367
5. California	18	96	264	.364
6. Utah	18	106	307	.345
7. Stanford	18	96	282	.340
8. Washington State	18	132	388	.340
9. Arizona	18	87	263	.331
10. Washington	18	101	310	.326
11. Colorado	18	87	274	.318
12. USC	18	75	268	.280

**3-POINT FIELD GOAL PCT DEFENSE**

	G	FG	FGA	Pct
1. Washington	18	73	249	.293
2. Oregon	18	93	287	.324
3. Arizona	18	77	233	.330
4. Oregon State	18	102	302	.338
5. USC	18	125	362	.345
6. Utah	18	104	295	.353
7. Arizona State	18	99	280	.354
8. UCLA	18	140	392	.357
9. Washington State	18	111	302	.368
10. California	18	108	293	.369
11. Colorado	18	135	361	.374
12. Stanford	18	120	316	.380

**REBOUNDING OFFENSE**

	G	Reb	Avg/G
1. Arizona	18	683	37.9
2. Colorado	18	656	36.4
3. Oregon State	18	638	35.4
4. UCLA	18	631	35.1
5. USC	18	627	34.8
6. Arizona State	18	624	34.7
Stanford	18	624	34.7
8. California	18	620	34.4
9. Washington	18	608	33.8
10. Oregon	18	603	33.5
11. Utah	18	577	32.1
12. Washington State	18	559	31.1

**REBOUNDING DEFENSE**

	G	Reb	Avg/G
1. Colorado	18	585	32.5
2. Arizona	18	589	32.7
3. Utah	18	594	33.0
4. Oregon State	18	598	33.2
5. Washington	18	601	33.4
6. Stanford	18	603	33.5
7. Oregon	18	605	33.6
8. UCLA	18	628	34.9
Washington State	18	628	34.9
10. California	18	646	35.9
11. USC	18	672	37.3
12. Arizona State	18	701	38.9

**REBOUNDING MARGIN**

	G	TEAM	OPP	Margin
1. Arizona	18	37.9	32.7	+5.2
2. Colorado	18	36.4	32.5	+3.9
3. Oregon State	18	35.4	33.2	+2.2
4. Stanford	18	34.7	33.5	+1.2
5. Washington	18	33.8	33.4	+0.4
6. UCLA	18	35.1	34.9	+0.2
7. Oregon	18	33.5	33.6	-0.1
8. Utah	18	32.1	33.0	-0.9
9. California	18	34.4	35.9	-1.4
10. USC	18	34.8	37.3	-2.5
11. Washington State	18	31.1	34.9	-3.8
12. Arizona State	18	34.7	38.9	-4.3

**BLOCKED SHOTS**

	G	Blocks	Avg/G
1. Arizona State	18	86	4.78
2. Oregon State	18	83	4.61
3. California	18	79	4.39
4. Utah	18	78	4.33
5. Colorado	18	72	4.00
6. USC	18	69	3.83
7. Arizona	18	68	3.78
8. Stanford	18	67	3.72
9. Oregon	18	59	3.28
10. Washington State	18	55	3.06
11. UCLA	18	48	2.67
12. Washington	18	39	2.17

**ASSISTS**

	G	Assists	Avg/G
1. UCLA	18	297	16.50
2. California	18	269	14.94
3. Arizona	18	266	14.78
4. Utah	18	246	13.67
5. Washington	18	245	13.61
6. Oregon	18	239	13.28
7. Oregon State	18	224	12.44
8. Arizona State	18	223	12.39
9. USC	18	205	11.39
10. Colorado	18	200	11.11
11. Stanford	18	197	10.94
12. Washington State	18	173	9.61

**STEALS**

	G	Steals	Avg/G
1. UCLA	18	159	8.83
2. Oregon	18	143	7.94
3. Utah	18	121	6.72
4. Arizona	18	111	6.17
5. Colorado	18	103	5.72
6. Stanford	18	96	5.33
USC	18	96	5.33
8. Arizona State	18	95	5.28
9. California	18	92	5.11
Washington	18	92	5.11
11. Washington State	18	83	4.61
12. Oregon State	18	71	3.94

**TURNOVER MARGIN**

	G	TEAM	OPP	Margin
1. UCLA	18	10.3	14.6	+4.28
2. Arizona	18	10.1	13.2	+3.11
3. Oregon	18	11.2	13.6	+2.39
4. Stanford	18	10.9	12.2	+1.22
5. Utah	18	12.6	13.3	+0.72
6. California	18	10.1	10.4	+0.28
7. Arizona State	18	12.4	12.6	+0.22
8. Washington	18	11.4	10.7	-0.72
9. Washington State	18	11.6	10.3	-1.33
10. Colorado	18	13.6	11.7	-1.94
11. USC	18	14.4	10.7	-3.72
12. Oregon State	18	13.9	9.4	-4.50

## ASSIST/TURNOVER RATIO

	G	Asst/Avg	Turn/Avg	Ratio
1. UCLA	18	16.5	10.3	1.60
2. California	18	14.9	10.1	1.48
3. Arizona	18	14.8	10.1	1.46
4. Washington	18	13.6	11.4	1.19
5. Oregon	18	13.3	11.2	1.19
6. Utah	18	13.7	12.6	1.09
7. Stanford	18	10.9	10.9	1.00
Arizona State	18	12.4	12.4	1.00
9. Oregon State	18	12.4	13.9	0.90
10. Washington State	18	9.6	11.6	0.83
11. Colorado	18	11.1	13.6	0.82
12. USC	18	11.4	14.4	0.79

## OFFENSIVE REBOUNDS

	G	No.	Avg/G
1. Arizona	18	226	12.56
2. Oregon	18	200	11.11
Colorado	18	200	11.11
4. Stanford	18	193	10.72
5. Washington	18	190	10.56
UCLA	18	190	10.56
7. USC	18	189	10.50
8. Oregon State	18	188	10.44
9. California	18	172	9.56
10. Washington State	18	160	8.89
11. Utah	18	157	8.72
12. Arizona State	18	146	8.11

## DEFENSIVE REBOUNDS

	G	No.	Avg/G
1. Arizona State	18	478	26.56
2. Arizona	18	457	25.39
3. Colorado	18	456	25.33
4. Oregon State	18	450	25.00
5. California	18	448	24.89
6. UCLA	18	441	24.50
7. USC	18	438	24.33
8. Stanford	18	431	23.94
9. Utah	18	420	23.33
10. Washington	18	418	23.22
11. Oregon	18	403	22.39
12. Washington State	18	399	22.17

## 3-POINT FIELD GOALS MADE

	G	3FG	Avg/G
1. Arizona State	18	138	7.67
2. Oregon	18	135	7.50
3. Washington State	18	132	7.33
4. UCLA	18	121	6.72
5. Oregon State	18	113	6.28
6. Utah	18	106	5.89
7. Washington	18	101	5.61
8. California	18	96	5.33
Stanford	18	96	5.33
10. Colorado	18	87	4.83
Arizona	18	87	4.83
12. USC	18	75	4.17



California's Richard Solomon (left) led the Pac-12 in rebounding, averaging 10.2 per game.



UCLA's Kyle Anderson led the Pac-12 in assists, averaging 6.47 per game. He also topped the league with 16 double-doubles.

**TEAM GAME HIGHS**

<b>Points</b>	
128	Utah vs Evergreen State (11/8/13)
124	Utah vs St. Katherine (12/28/13)
<b>Field goals made</b>	
49	Utah vs St. Katherine (12/28/13)
44	UCLA vs Chattanooga (11/24/13)
<b>Field goal attempts</b>	
81	Oregon vs BYU (12/21/13)
79	Arizona State at UNLV (11/19/13)
<b>Field goal percentage</b>	
.671 (49-73)	Utah vs St. Katherine (12/28/13)
.653 (32-49)	Oregon vs Western Carolina (11/13/13)
<b>3-Pt FG made</b>	
16	Arizona State vs Miami (OH) (11-12-13)
13	Stanford vs Texas Southern (11/21/13)
13	Washington State vs TCU (11/24/13)
13	UCLA vs Northwestern (11/29/13)
13	Washington State vs Colorado (01/08/13)
13	Washington State at Colorado (02/05/14)
13	Washington State vs California (02/12/14)
<b>3-Pt FG attempts</b>	
35	Washington State vs USC (03/06/14)
34	Washington State vs TCU (11/24/13)
34	Washington State vs San Francisco State (12/18/13)
<b>3-Pt percentage</b>	
.765 (13-17)	UCLA vs Northwestern (11/29/13)
.667 (10-15)	Washington vs Boston College (11/22/13)
<b>Free throws made</b>	
36	Oregon vs Georgetown (11/09/13)
36	Utah vs Evergreen State (11/8/13)
<b>Free throw attempts</b>	
48	Utah vs Evergreen State (11/8/13)
47	Oregon vs Western Carolina (11/13/13)
<b>Free throw percentage</b>	
1.000 (26-26)	Colorado vs Georgia (12/28/13)
1.000 (16-16)	Arizona at California (2/1/14)
1.000 (3-3)	Washington State vs Colorado (01/08/13)
<b>Rebounds</b>	
71	Utah vs St. Katherine (12/28/13)
55	Utah vs Evergreen State (11/8/13)
55	Arizona vs Fairleigh Dickinson (11/18/13)
<b>Assists</b>	
31	Utah vs St. Katherine (12/28/13)
26	Utah vs Evergreen State (11/8/13)
26	Arizona State vs Miami (OH) (11-12-13)
<b>Steals</b>	
17	Utah vs Evergreen State (11/8/13)
16	UCLA vs Sacramento State (11/18/13)
16	Oregon vs USC (02/01/14)
<b>Blocked Shots</b>	
12	Arizona State at DePaul (12/06/13)
12	Utah vs Arizona State (2/23/14)
12	Arizona vs Weber State (3/21/14)
<b>Turnovers</b>	
22	USC at Oregon (02/01/14)
21	Utah at Saint Mary's (CA) (03/18/14)
<b>Fouls</b>	
29	Oregon State vs California (1/11/14)
29	USC at Stanford (2/20/14)

**INDIVIDUAL PLAYER GAME HIGHS**

<b>Points</b>	
40	Carson, Jahii (Arizona State) at UNLV (11/19/13)
39	Lacy, DaVonte (Washington State) vs California (02/12/14)
<b>Field goals made</b>	
16	Carson, Jahii (Arizona State) at UNLV (11/19/13)
12	Nelson, Roberto (Oregon State) vs Coppin State (11/10/13)
12	Randle, Chasson (Stanford) vs BYU (11/11/13)
12	Cobbs, Justin (California) vs Dayton (11-27-13)
12	Wilcox, C.J. (Washington) vs Colorado (01/12/14)
12	Adams, Jordan (UCLA) at California (2/19/14)
<b>Field goal attempts</b>	
26	Nelson, Roberto (Oregon State) vs Coppin State (11/10/13)
25	Carson, Jahii (Arizona State) at UNLV (11/19/13)
<b>Field goal percentage</b>	
1.000 (8-8)	Wright, Delon (Utah) vs Grand Canyon (11/21/13)
1.000 (8-8)	Wear, Travis (UCLA) vs Stanford (03-14-14)
1.000 (8-8)	Moreland, Eric (Oregon State) vs Radford (3/19/14)
<b>3-Pt FG made</b>	
8	Lacy, DaVonte (Washington State) at Colorado (02/05/14)
8	Lacy, DaVonte (Washington State) vs California (02/12/14)
<b>3-Pt FG attempts</b>	
15	Lacy, DaVonte (Washington State) vs California (02/12/14)
14	Lacy, DaVonte (Washington State) vs USC (03/06/14)
<b>3-Pt percentage</b>	
1.000 (5-5)	Anderson, Kyle (UCLA) at Utah (1/18/14)
.857 (6-7)	Wilcox, C.J. (Washington) vs Boston College (11/22/13)
.857 (6-7)	Powers, Jeff (California) vs Furman (12/28/13)
.857 (6-7)	Gilling, Jonathan (Arizona State) at Oregon State (3/8/14)
<b>Free throws made</b>	
16	Young, Joseph (Oregon) vs California (01/09/14)
15	Young, Joseph (Oregon) vs Western Carolina (11/13/13)
<b>Free throw attempts</b>	
18	Carson, Jahii (Arizona State) vs Oregon State (02-06-14)
17	Lacy, DaVonte (Washington State) vs CSU Bakersfield (11/08/13)
17	Young, Joseph (Oregon) vs California (01/09/14)
<b>Free throw percentage (Min. 10 attempts)</b>	
1.000 (13-13)	Calliste, Jason (Oregon) vs BYU (12/21/13)
1.000 (12-12)	Young, Joseph (Oregon) vs Georgetown (11/09/2013)
1.000 (12-12)	Tarczewski, Kaleb (Arizona) at California (2/1/14)
1.000 (11-11)	Calliste, Jason (Oregon) vs Georgetown (11/09/2013)
1.000 (11-11)	Dinwiddie, Spencer (Colorado) at Colorado State (12/3/13)
1.000 (11-11)	Lacy, DaVonte (Washington State) vs California (02/12/14)
1.000 (11-11)	Calliste, Jason (Oregon) vs Wisconsin (03/22/14)
<b>Rebounds</b>	
20	Moser, Mike (Oregon) at UCLA (02/27/14)
19	Shelton, D.J. (Washington State) vs California (02/12/14)
19	Moreland, Eric (Oregon State) vs Arizona State (3/8/14)
<b>Assists</b>	
15	Loyd, Johnathan (Oregon) at Ole Miss (12/8/13)
13	Loyd, Johnathan (Oregon) vs Pacific (11/29/13)
13	Carson, Jahii (Arizona State) vs Texas Tech (12-21-13)
<b>Steals</b>	
8	Adams, Jordan (UCLA) vs Sacramento State (11/18/13)
7	Wright, Delon (Utah) vs Evergreen State (11/8/13)
7	Howard, Pe'Shon (USC) vs Stanford (01/26/14)
7	Wright, Delon (Utah) at Colorado (02/01/14)
<b>Blocked shots</b>	
9	Bachynski, Jordan (Arizona State) vs Oregon (02-08-14)
8	Bachynski, Jordan (Arizona State) at DePaul (12/06/13)
8	Bachynski, Jordan (Arizona State) vs Arizona (02-14-14)
<b>Turnovers</b>	
9	Anderson, Kyle (UCLA) at Oregon (01/30/14)
7	Howard, Pe'Shon (USC) vs CSUB (12/15/13)
7	Williams-Goss, Nigel (Washington) at Tulane (12/17/13)
7	Nelson, Roberto (Oregon State) vs Oregon (1/19/14)
7	Howard, Pe'Shon (USC) at Oregon (02/01/14)
7	Loveridge, Jordan (Utah) vs Washington (2/6/14)
7	Randle, Chasson (Stanford) vs Kansas (3/23/14)

**NCAA TOURNAMENT****Second Round****Thursday, March 20**

Texas 87, ARIZONA STATE 85 (Milwaukee, Wis.)  
Pittsburgh 77, COLORADO 44 (Orlando, Fla.)  
OREGON 87, BYU 68 (Milwaukee, Wis.)

**Friday, March 21**

ARIZONA 68, Weber State 59 (San Diego, Calif.)  
Wisconsin 85, OREGON 78 (Milwaukee, Wis.)  
STANFORD 58, New Mexico 53 (St. Louis, Mo.)  
UCLA 76, Tulsa 59 (San Diego, Calif.)

**Third Round****Saturday, March 27**

ARIZONA 84, Gonzaga 61 (San Diego, Calif.)  
Syracuse 66, CALIFORNIA 60 (San Jose, Calif.)  
OREGON 74, Saint Louis 57 (San Jose, Calif.)

**Sunday, March 28**

ARIZONA 84, Gonzaga 61 (San Diego, Calif.)  
STANFORD 60, Kansas 57 (St. Louis, Mo.)  
UCLA 77, Stephen F. Austin 60 (San Diego, Calif.)

**Sweet Sixteen****Thursday, March 27**

ARIZONA 70, San Diego State 64 (Anaheim, Calif.)  
Dayton 82, STANFORD 72 (Memphis, Tenn.)  
Florida 79, UCLA 68 (Memphis, Tenn.)

**Elite Eight****Thursday, March 29**

Wisconsin 64, ARIZONA 63 (OT) (Anaheim, Calif.)

**NIT****First Round****Tuesday, March 18**

Saint Mary's 70, UTAH 58 (Moraga, Calif.)

**Wednesday, March 19**

CALIFORNIA 77, Utah Valley 64 (Berkeley, Calif.)

**Second Round****Monday, March 24**

CALIFORNIA 75, Arkansas 64 (Berkeley, Calif.)

**Third Round****Monday, March 24**

SMU 67, CALIFORNIA 65 (Dallas)

**CBI****First Round****Wednesday, March 19**

Radford 96, OREGON STATE 92 (Corvallis, Ore.)



*Brandon Ashley, Arizona*





► MGM Grand, Las Vegas, Nevada  
Host site of the 2015 Pac-12 Men's Basketball Tournament.





The Pac-12 Tournament enters its third year at the MGM's Grand Garden Arena. The Tournament will get underway on Wednesday, March 11 and conclude with the championship game on Saturday, March 14.

The Pac-12 Networks will broadcast all four men's games on Wednesday, three of the four men's quarterfinals on Thursday, and one semifinal on Friday. Meanwhile, one quarterfinal, one semifinal and the championship game will be broadcast by ESPN.

The Conference previously held a 10-team postseason tournament from 1987-90. On October 23, 2000, the Conference CEO Group/Council voted to reinstate a men's basketball tournament following the 2002 season.

The original Pac-10 Tournament was inaugurated following the 1986-87 season at UCLA's Pauley Pavilion where the host UCLA Bruins captured the first Pac-10 postseason title. Subsequent Tournaments were held at Arizona's McKale Center (1988), the Great Western Forum in Los Angeles (1989), and Arizona State's University Activity Center (1990). Arizona's Sean Elliott was tabbed the Most Outstanding Player in 1988 and again in 1989 as he led the Wildcats to a pair of Conference crowns. Arizona captured its third Pac-10 crown following the 1990 season, which happened to mark the end of the first run of the Pac-10 Tournament.

Arizona made it four in a row with the return of the Pac-10 Tournament in 2002. It was the first year in an 11-year run with the Los Angeles STAPLES Center serving as host of the league's postseason tournament. The Wildcats' streak ended the next year as Oregon captured its first tournament crown in 2003.

In 2004, Stanford nearly ran the table in the regular season, finishing league play with a 17-1 record. Its only loss came at Washington in the last game of the season. However, the Cardinal retaliated with a 77-66 victory over Washington in the championship game to capture the school's first-ever postseason conference crown. In 2005, it was Washington's turn. For the fourth consecutive year, a different school cut down the nets on Saturday as the Huskies claimed their first Tournament crown with a 81-72 victory over Arizona.

The UCLA Bruins were the fifth different team over five seasons to capture the Tournament title with their 71-52 victory over California in the 2006 championship game. What was different about the 2006 Pacific Life Tournament? It was the first time since the Pac-10 resurrected the league tournament that all 10 teams participated. In the previous four tournaments, only the top eight teams qualified for the Pac-10 Tournament.

Oregon returned to the award stand in 2007 with its' 81-57 victory over USC in the championship game. A record 84,477 fans attended the four-day Tournament. UCLA returned to the victory stand in 2008 with its 67-64 win over Stanford, catapulting the Bruins to their third consecutive NCAA Final Four appearance.

In 2009, USC became the lowest seeded team to win the Pac-10 Tournament. The Trojans entered tournament play as the No. 6 seed, then proceeded to knock off No. 3 California and No. 2 UCLA to reach the championship game. It was the fourth time USC played in the championship game, but this time it came out victorious with a 66-63 win over No. 4 Arizona State to win the Pac-10 Tournament crown.

Washington raised the championship hardware for the second time, with a 79-75 win over California in the 2010 Tournament, then successfully defended its crown with a thrilling 77-75 overtime victory over Arizona in 2011 as Husky guard Isaiah Thomas nailed the game-winner at the buzzer. Thomas earned his second Tournament Most Outstanding Player honors, joining former Arizona All-American Sean Elliott as the only two-time recipients of the award.

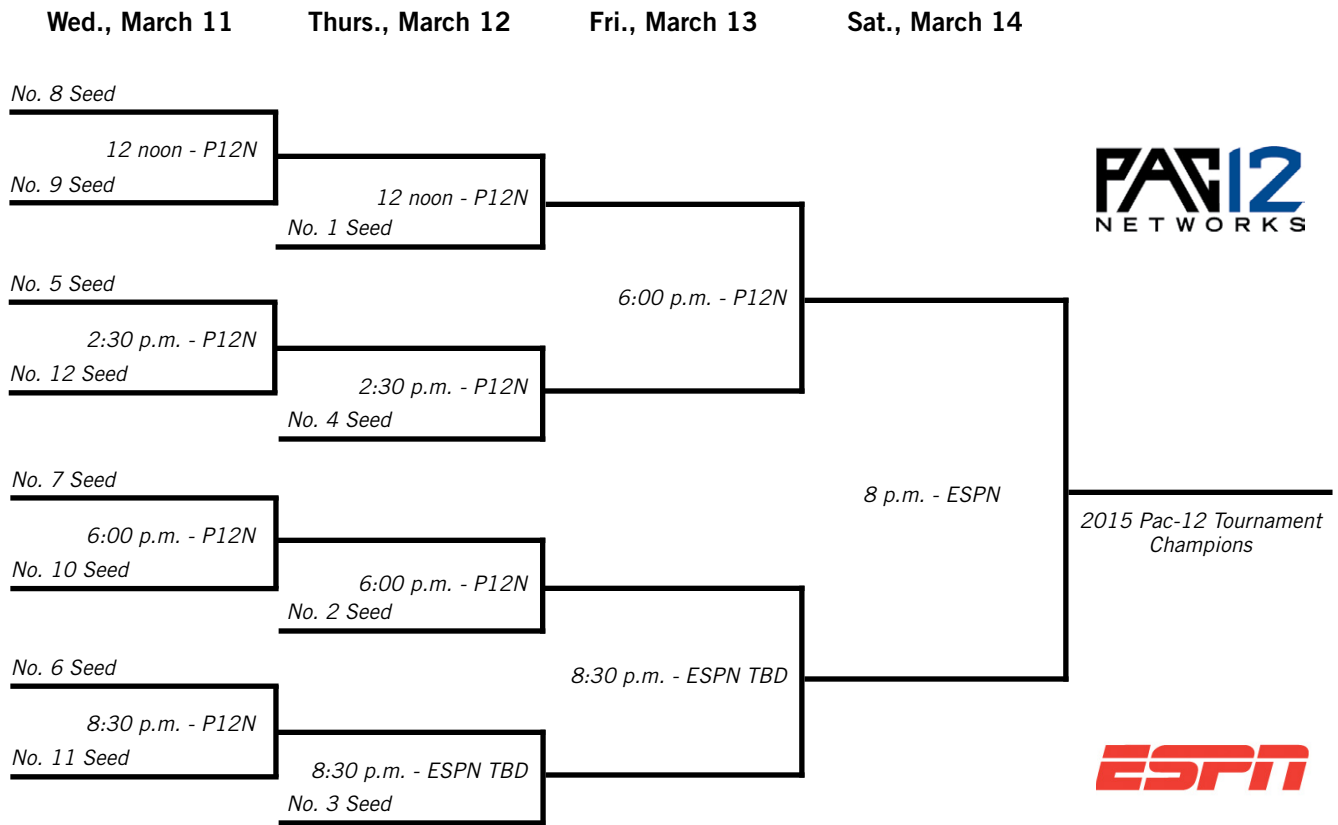
In 2012, the league's postseason tournament grew from nine to 11 games with the addition of expansion members Colorado and Utah. And it was the Colorado Buffaloes who ran the table, becoming the first team in the league's postseason history to win four games in four days to capture the 2012 Pac-12 Tournament title. Carlon Brown, the Pac-12 Tournament's Most Outstanding Player, led the Buffaloes with 15.8 points and 4.8 rebounds as Colorado earned the Pac-12's automatic berth in the NCAA Tournament. The 2012 Tournament marked the last year of an 11-year run for STAPLES Center.

Viva Las Vegas! The Pac-12 moved the 2013 Tournament location to the bright lights of Las Vegas and the MGM Grand Garden Arena. The Oregon Ducks knocked off the Pac-12 regular season champion, 78-69, to capture their third Tournament crown. The Ducks were the fifth different school in a six-year span to win the Pac-12 Championship game.

UCLA captured its fourth Tournament crown in 2014, matching Arizona for most in league history. The Bruins knocked off regular season champion Arizona, 74-71 before a capacity crowd.



**UCLA's Kyle Anderson, the 2014 Pac-12 Tournament MVP**



**PAC-12 TOURNAMENT STRUCTURE-SEEDING AND TIE-BREAKING PROCEDURES**

**Seeding:** The seedings and pairings shall be determined upon completion of regular season play on Saturday, March 8. The won-lost percentage record of the teams in regular season Conference play will determine tournament seedings. The team with the best won-lost percentage in Conference play will be seeded #1, the next best won-lost percentage in Conference play will be seeded #2, and so forth through all the seeds.

**Tie-Breakers:** Tie breaking procedures for determining all tournament seeding will be:

**1. Two-team tie**

- a. Results of head-to-head competition during the regular season.
- b. Each team's record (won-lost percentage) vs. the team occupying the highest position in the final regular standings, and then continuing down through the standings until one team gains an advantage.  
When arriving at another group of tied teams while comparing records, use each team's record (won-lost percentage) against the collective tied teams as a group (prior to that group's own tie-breaking procedure), rather than the performance against individual tied teams.
- c. Won-lost percentage against all Division I opponents.
- d. Coin toss conducted by the Commissioner or designee.

**2. Multiple-team tie**

- a. Results (won-lost percentage) of collective head-to-head competition during the regular season among the tied teams.
- b. If more than two teams are still tied, each of the tied team's record (won-lost percentage) vs. the team occupying the highest position in the final regular season standings, and then continuing down through the standings, eliminating teams with inferior records, until one team gains an advantage.  
When arriving at another group of tied teams while comparing records, use each team's record (won-lost percentage) against the collective tied teams as a group (prior to that group's own tie-breaking procedure), rather than the performance against individual tied teams.  
If at any point the multiple-team tie is reduced to two teams, the two-team tie-breaking procedure will be applied.
- c. Won-lost percentage against all Division I opponents.
- d. Coin toss conducted by the Commissioner or designee.

**1987 PAC-10 TOURNAMENT****Pauley Pavilion  
Los Angeles****Session 1 - Thur., March 5**

Game 1: (8) ASU 76, (9) WSU 60  
Game 2: (7) ORE 51, (10) USC 49  
Attendance: 4,851

**Session 2 - Fri., March 6**

Game 3: (4) CAL 64, (5) OSU 57  
Game 4: (1) UCLA 99, ASU 83  
Attendance: 8,918

**Session 3 - Fri., March 6**

Game 5: (3) WASH 86, (6) STAN 71  
Game 6: (1) UCLA 99, (2) ARIZ 63  
Attendance: 5,424

**Session 4 - Sat., March 7**

Game 7: UCLA 75, CAL 68  
Game 8: WASH 70, ORE 56  
Attendance: 9,352

**Session 5 - Sun., March 8**

Game 9: UCLA 76, WASH 64  
Attendance: 9,117

**1988 PAC-10 TOURNAMENT****McKale Center  
Tucson, Ariz.****Session 1 - Thur., March 10**

Game 1: (9) CAL 75, (8) USC 59  
Game 2: (10) WASH 96, (7) ASU 82  
Attendance: 12,635

**Session 2 - Fri., March 11**

Game 3: (4) STAN 88, (5) ORE 67  
Game 4: (1) ARIZ 88, CAL 64  
Attendance: 13,436

**Session 3 - Fri., March 11**

Game 5: (2) OSU 80, WASH 61  
Game 6: (6) WSU 73, (3) UCLA 71  
Attendance: 13,061

**Session 4 - Sat., March 12**

Game 7: ARIZ 97, STAN 83  
Game 8: OSU 74, WSU 68, 2OT  
Attendance: 13,549

**Session 5 - Sun., March 13**

Game 9: ARIZ 93, OSU 67  
Attendance: 13,796

**1989 PAC-10 TOURNAMENT****Great Western Forum  
Los Angeles****Session 1 - Thur., March 9**

Game 1: (8) WSU 78, (9) ORE 56  
Game 2: (10) USC 94, (7) ASU 82  
Attendance: 4,830

**Session 2 - Fri., March 10**

Game 3: (4) OSU 79, (5) CAL 66  
Game 4: (1) ARIZ 62, WSU 54  
Attendance: 7,195

**Session 3 - Fri., March 10**

Game 5: (2) STAN 66, USC 61  
Game 6: (3) UCLA 64, (6) WASH 54  
Attendance: 9,001

**Session 4 - Sat., March 11**

Game 7: ARIZ 98, OSU 87  
Game 8: STAN 95, UCLA 86  
Attendance: 10,565

**Session 5 - Sun., March 12**

Game 9: ARIZ 73, STAN 51  
Attendance: 10,403

**1990 PAC-10 TOURNAMENT****University Activity Center  
Tempe, Ariz.****Session 1 - Thur., March 8**

Game 1: (8) ASU 57, (9) WASH 51  
Game 2: (7) USC 85, (10) WSU 68  
Attendance: 4,567

**Session 2 - Fri., March 9**

Game 3: (4) UCLA 94, (5) ORE 76  
Game 4: ASU 83, (1) OSU 75  
Attendance: 4,380

**Session 3 - Fri., March 9**

Game 5: (2) ARIZ 80, USC 57  
Game 6: (6) STAN 77, (3) CAL 61  
Attendance: 8,079

**Session 4 - Sat., March 10**

Game 7: UCLA 79, ASU 78  
Game 8: ARIZ 85, STAN 61  
Attendance: 10,989

**Session 5 - Sun., March 11**

Game 9: ARIZ 94, UCLA 78  
Attendance: 8,037

**2002 PAC-10 TOURNAMENT****STAPLES Center  
Los Angeles****Session 1 - Thur., March 7**

Game 1: (1) ORE 86, (8) WASH 64  
Game 2: (4) USC 103, (5) STAN 78  
Attendance: 12,096

**Session 2 - Thur., March 7**

Game 3: (2) ARIZ 73, (7) ASU 56  
Game 4: (3) CAL 67, (6) UCLA 61  
Attendance: 17,839

**Session 3 - Fri., March 8**

Game 5: USC 89, ORE 78  
Game 6: ARIZ 90, CAL 78  
Attendance: 18,887

**Session 4 - Sat., March 9**

Game 7: ARIZ 81, USC 71  
Attendance: 18,997

**2003 PAC-10 TOURNAMENT****STAPLES Center  
Los Angeles****Session 1 - Thur., March 13**

Game 1: (8) UCLA 96, (1) ARIZ 89 (OT)  
Game 2: (5) ORE 83, (4) ASU 82  
Attendance: 14,441

**Session 2 - Thur., March 13**

Game 3: (7) USC 79, (2) STAN 74  
Game 4: (3) CAL 69, (6) OSU 46  
Attendance: 15,048

**Session 3 - Fri., March 14**

Game 5: ORE 75, UCLA 74  
Game 6: USC 79, CAL 62  
Attendance: 16,689

**Session 4 - Sat., March 15**

Game 7: ORE 74, USC 66  
Attendance: 17,485

**2004 PAC-10 TOURNAMENT****STAPLES Center  
Los Angeles****Session 1 - Thur., March 11**

Game 1: (1) STAN 68, (8) WSU 47  
Game 2: (5) ORE 87, (4) CAL 82  
Attendance: 13,270

**Session 2 - Thur., March 11**

Game 3: (2) WASH 91, (7) UCLA 83  
Game 4: (3) ARIZ 79, (6) USC 76  
Attendance: 14,689

**Session 3 - Fri., March 12**

Game 5: STAN 70, ORE 63  
Game 6: WASH 90, ARIZ 85  
Attendance: 15,754

**Session 4 - Sat., March 13**

Game 7: STAN 77, WASH 66  
Attendance: 16,413

**2005 PAC-10 TOURNAMENT****STAPLES Center  
Los Angeles****Session 1 - Thur., March 10**

Game 1: (1) ARIZ 88, (8) CAL 63  
Game 2: (5) OSU 79, (4) UCLA 72  
Attendance: 14,014

**Session 2 - Thur., March 10**

Game 3: (2) WASH 95, (7) ASU 90 (OT)  
Game 4: (3) STAN 60, (6) WSU 58  
Attendance: 14,393

**Session 3 - Fri., March 11**

Game 5: ARIZ 90, OSU 59  
Game 6: WASH 66, STAN 63  
Attendance: 15,068

**Session 4 - Sat., March 12**

Game 7: WASH 81, ARIZ 72  
Attendance: 18,672

**2006 PAC-10 TOURNAMENT****STAPLES Center  
Los Angeles****Session 1 - Wed., March 8**

Game 1: (8) OSU 66, (9) ASU 63  
Game 2: (7) ORE 66, (10) WSU 55  
Attendance: 7,936

**Session 2 - Thur., March 9**

Game 3: (4) ARIZ 73, (5) STAN 68  
Game 4: (1) UCLA 79, OSU 47  
Attendance: 15,144

**Session 3 - Thur., March 9**

Game 5: (3) CAL 82, (6) USC 67  
Game 6: (7) ORE 84, (2) WASH 73  
Attendance: 15,321

**Session 4 - Fri., March 10**

Game 7: UCLA 71, ARIZ 59  
Game 8: CAL 91, ORE 87 (2OT)  
Attendance: 17,856

**Session 5 - Sat., March 12**

Game 9: UCLA 71, CAL 52  
Attendance: 18,544

**2007 PAC-10 TOURNAMENT****STAPLES Center  
Los Angeles****Session 1 - Wed., March 7**

Game 1: (8) CAL 70, (9) OSU 51  
Game 2: (7) WASH 59, (10) ASU 51  
Attendance: 15,119

**Session 2 - Thur., March 8**

Game 3: (4) ORE 69, (5) ARIZ 50  
Game 4: CAL 76, UCLA 69 (OT)  
Attendance: 16,318

**Session 3 - Thur., March 8**

Game 5: (3) USC 83, (6) STAN 79 (OT)  
Game 6: (2) WSU 74, WASH 64  
Attendance: 16,585

**Session 4 - Fri., March 9**

Game 7: ORE 81, CAL 63  
Game 8: USC 70, WSU 61  
Attendance: 18,196

**Session 5 - Sat., March 10**

Game 9: ORE 81, USC 57  
Attendance: 18,259

**2008 PAC-10 TOURNAMENT****STAPLES Center  
Los Angeles****Session 1 - Wed., March 12**

Game 1: (8) CAL 84, (9) WASH 81  
Game 2: (7) ARIZ 87, (10) OSU 56  
Attendance: 11,642

**Session 2 - Thur., March 13**

Game 3: (4) USC 59, (5) ASU 55  
Game 4: (1) UCLA 88, CAL 66  
Attendance: 17,194

**Session 3 - Thur., March 13**

Game 5: (3) WSU 75, (6) ORE 70  
Game 6: (2) STAN 75, ARIZ 64  
Attendance: 16,442

**Session 4 - Fri., March 14**

Game 7: UCLA 57, USC 54  
Game 8: STAN 75, WSU 68  
Attendance: 18,997

**Session 5 - Sat., March 15**

Game 9: UCLA 67, STAN 64  
Attendance: 17,534

**2009 PAC-10 TOURNAMENT****STAPLES Center  
Los Angeles****Session 1 - Wed., March 11**

Game 1: (9) STAN 62, (8) OSU 54  
Game 2: (7) WSU 62, (10) ORE 40  
Attendance: 10,964

**Session 2 - Thur., March 12**

Game 3: (4) ASU 68, (5) ARIZ 56  
Game 4: (1) WASH 85, STAN 73  
Attendance: 14,732

**Session 3 - Thur., March 12**

Game 5: (6) USC 79, (3) CAL 75  
Game 6: (2) UCLA 64, WSU 53  
Attendance: 16,271

**Session 4 - Fri., March 13**

Game 7: ASU 75, WASH 65  
Game 8: USC 65, UCLA 55  
Attendance: 18,497

**Session 5 - Sat., March 14**

Game 9: USC 66, ASU 63  
Attendance: 16,988

**2010 PAC-10 TOURNAMENT**

**STAPLES Center**  
**Los Angeles**

**Session 1 - Wed., March 10**

Game 1: (8) ORE 82, (9) WSU 80 (OT)  
Attendance: 6,090

**Session 2 - Thur., March 11**

Game 2: (5) UCLA 75, (4) ARIZ 69  
Game 3: (1) CAL 90, ORE 74  
Attendance: 12,125

**Session 3 - Thur., March 11**

Game 4: (7) STAN 70, (2) ASU 61  
Game 5: (3) WASH 59, (6) OSU 52  
Attendance: 12,255

**Session 4 - Fri., March 12**

Game 6: CAL 85, UCLA 72  
Game 7: WASH 79, STAN 64  
Attendance: 15,971

**Session 5 - Sat., March 13**

Game 8: WASH 79, CAL 75  
Attendance: 15,851

**2011 PAC-10 TOURNAMENT**

**STAPLES Center**  
**Los Angeles**

**Session 1 - Wed., March 9**

Game 1: (9) OSU 69, (8) STAN 67  
Game 2: (7) ORE 76, (10) ASU 69  
Attendance: 7,814

**Session 2 - Thur., March 10**

Game 3: (4) USC 70, (5) CAL 56  
Game 4: (1) ARIZ 78, (9) OSU 69  
Attendance: 10,782

**Session 3 - Thur., March 10**

Game 5: (7) ORE 76, (2) UCLA 59  
Game 6: (3) WASH 89, (6) WSU 87  
Attendance: 12,191

**Session 4 - Fri., March 11**

Game 7: (1) ARIZ 67, (4) USC 62  
Game 8: (3) WASH 69, (7) ORE 51  
Attendance: 13,190

**Session 5 - Sat., March 12**

Game 9: (3) WASH 77, (1) ARIZ 75 (OT)  
Attendance: 12,074

**2012 PAC-12 TOURNAMENT**

**STAPLES Center**  
**Los Angeles**

**Session 1 - Wed., March 7**

Game 1: (9) OSU 69, (8) WSU 64  
Game 2: (5) UCLA 55, (12) USC 40  
Attendance: 5,973

**Session 2 - Wed., March 7**

Game 3: (7) STAN 85, (10) ASU 65  
Game 4: (6) COLO 53, (11) UTAH 41  
Attendance: 6,747

**Session 3 - Thur., March 8**

Game 5: (9) OSU 86, (1) WASH 84  
Game 6: (4) ARIZ 66, (5) UCLA 58  
Attendance: 8,780

**Session 4 - Thur., March 8**

Game 7: (2) CAL 77, (7) STAN 71  
Game 8: (6) COLO 63, (3) ORE 62  
Attendance: 9,317

**Session 5 - Fri., March 9**

Game 9: (4) ARIZ 72, (9) OSU 61  
Game 10: (6) COLO 70, (2) CAL 59  
Attendance: 11,615

**Session 6 - Sat., March 10**

Game 11: (6) COLO 53, (4) ARIZ 51  
Attendance: 11,197

**2013 PAC-12 TOURNAMENT**

**MGM Grand Garden Arena**  
**Las Vegas, Nev.**

**Session 1 - Wed., March 13**

Game 1: (9) ASU 89, (8) STAN 88 (OT)  
Game 2: (5) COLO 74, (12) OSU 68  
Attendance: 7,451

**Session 2 - Wed., March 13**

Game 3: (10) UTAH 69, (7) USC 66  
Game 4: (6) WASH 64, (11) WSU 62  
Attendance: 8,566

**Session 3 - Thur., March 14**

Game 5: (1) UCLA 86, (9) ASU 84  
Game 6: (4) ARIZ 66, (5) COLO 58  
Attendance: 12,915

**Session 4 - Thur., March 14**

Game 7: (10) UTAH 79, (2) CAL 69 (OT)  
Game 8: (3) ORE 80, (6) WASH 77 (OT)  
Attendance: 10,566

**Session 5 - Fri., March 15**

Game 9: (1) UCLA 68, (4) ARIZ 66  
Game 10: (3) ORE 64, (10) UTAH 45  
Attendance: 13,151

**Session 6 - Sat., March 16**

Game 11: (3) ORE 78, (1) UCLA 69  
Attendance: 11,101

**2014 PAC-12 TOURNAMENT**

**MGM Grand Garden Arena**  
**Las Vegas, Nev.**

**Session 1 - Wed., March 12**

Game 1: (8) UTAH 67, (9) WASH 61  
Game 2: (5) COLO 59, (12) USC 56  
Attendance: 8,734

**Session 2 - Wed., March 12**

Game 3: (7) ORE 88, (10) OSU 74  
Game 4: (6) STAN 74, (11) WSU 63  
Attendance: 9,047

**Session 3 - Thur., March 13**

Game 5: (1) ARIZ 71, (8) UTAH 39  
Game 6: (5) COLO 59, (5) CAL 56  
Attendance: 12,916

**Session 4 - Thur., March 13**

Game 7: (2) UCLA 82, (7) ORE 63  
Game 8: (6) STAN 79, (3) ASU 58  
Attendance: 12,916

**Session 5 - Fri., March 14**

Game 9: (1) ARIZ 63, (5) COLO 43  
Game 10: (2) UCLA 84, (6) STAN 59  
Attendance: 12,916

**Session 6 - Sat., March 15**

Game 11: (2) UCLA 75, (1) ARIZ 71  
Attendance: 12,916

## INDIVIDUAL RECORDS

### POINTS

**Half:** 25 Klay Thompson, Washington State vs. Washington, Mar. 10, 2011 (2nd)

**Game:** 43 Klay Thompson, Washington State vs. Washington, Mar. 10, 2011

**Tournament:** 83 Reggie Miller, UCLA, 1987 (3 games)

### FIELD GOALS

**Game:** 15 Reggie Miller, UCLA vs. Arizona State, Mar. 6, 1987 (15-of-20)

15 Klay Thompson, Washington State vs. Washington, Mar. 10, 2011 (15-of-29)

**Tournament:** 27 Reggie Miller, UCLA, 1987 (3 games)

### FIELD GOAL ATTEMPTS

**Game:** 29 Klay Thompson, Washington State vs. Washington, Mar. 10, 2011 (15-of-29)

**Tournament:** 60 Brook Lopez, Stanford, 2008 (25-of-60, 3 games)

### FIELD GOAL PERCENTAGE

**Game (min 10 made):** 1.000 Bryce Taylor, Oregon vs. USC, Mar. 10, 2007 (11-of-11)

**Tournament (min 15 made):** .791 Isaac Austin, Arizona State, 1988 (19-of-24, 3 games)

### THREE-POINT FIELD GOALS

**Game:** 8 Klay Thompson, Washington State vs. Washington, Mar. 10, 2011 (8-of-14)

**Tournament:** 14 Chamberlain Oguchi, Oregon, 2006 (14-of-38, 3 games)

### THREE-POINT FIELD GOAL ATTEMPTS

**Game:** 15 Jeremy Green, Stanford vs. Oregon State, Mar. 9, 2011 (7-of-15)

**Tournament:** 38 Chamberlain Oguchi, Oregon, 2006 (14-of-38, 3 games)

### THREE-POINT FIELD GOAL PERCENTAGE

**Game (min 3 made):** 1.000 Five times. Last, Elston Turner, Washington vs. Stanford, Mar. 12, 2009 (3-of-3)

**Tournament (min 5 made):** .833 Marcus Williams, Arizona, 2006 (5-of-6, 2 games)

### FREE THROWS

**Game:** 15 Sean Elliott, Arizona vs. Stanford, Mar. 12, 1988 (15-of-16); Jared Cunningham, Oregon State vs. Stanford, Mar. 9, 2011

**Tournament:** 30 Leon Powe, California, 2006 (30-of-41, 3 games)

### FREE THROW ATTEMPTS

**Game:** 20 Jared Cunningham, Oregon State vs. Stanford, Mar. 9, 2011 (15-of-20)

**Tournament:** 41 Leon Powe, California, 2006 (30-of-41, 3 games)

### FREE THROW PERCENTAGE

**Game (min 10 made):** 1.000 Jason Gardner, Arizona vs. Arizona State, Mar. 7, 2003 (12-of-12); Eric Knox, Oregon State vs. Washington State, Mar. 12, 1988 2 OT (10-of-10); Adam Keefe, Stanford vs. California, Mar. 9, 1990 (10-of-10)

**Tournament (min 15 made):** 1.000, Jerome Randle, CAL, 2010 (16-of-16, 3 games)

### REBOUNDS

**Game:** 20 Leon Powe, California vs. USC, Mar. 9, 2006

**Offensive, Game:** 11 Trevor Wilson, UCLA vs. Arizona, Mar. 11, 1990 (17 total)

**Defensive, Game:** 15 Kyle Anderson, UCLA vs. Arizona, Mar. 15, 2014 (15 total); Leon Powe, California vs. USC, Mar. 9, 2006 (20 total)

**Tournament:** 41 André Roberson, Colorado, 2012 (4 games); 37 Phil Zevenbergen, Washington, 1987 (3 games)

### PERSONAL FOULS

**Tournament:** 15 Austin Dufault, Colorado, 2012 (4 games); 13 Keith Balderston, Oregon, 1987 (3 games); Sven Meyer, Oregon, 1987 (3 games)

### DISQUALIFICATIONS

**Tournament:** 2 Bryant Walton, California, 1988 (2 games)

### ASSISTS

**Game:** 12 David Girley, Oregon vs. Washington, Mar. 7, 1987; Matt Othick, Arizona vs. UCLA, Mar. 11, 1990; Isaiah Thomas, Washington vs. Oregon, Mar. 11, 2011

**Tournament:** 30 Isaiah Thomas, Washington, 2011 (3 games)

### STEALS

**Game:** 7 James Harden, Arizona State vs. USC, Mar. 13, 2008

**Tournament:** 9 Carlon Brown, Colorado, 2012 (4 games); 9 Gary Payton, Oregon State, 1988 (3 games)

### BLOCKED SHOTS

**Game:** 6 Josh Huestis, Stanford vs. Arizona State, Mar. 13, 2013

**Tournament:** 9 Sean Rooks, Arizona, 1990 (3 games)

### TURNOVERS

**Game:** 9 Matt Othick, Arizona vs. USC, Mar. 9, 1990; Luke Ridnour, Oregon vs. Washington, Mar. 7, 2002

**Tournament:** 15 Jordan Farmar, UCLA, 2006 (3 games)

### MINUTES

**Game:** 50 Earl Martin and Gary Payton, Oregon State vs. Washington State, Mar. 12, 1988 (2 OT)

**Tournament:** 135 André Roberson, Colorado (4 games); 126 Earl Martin, Oregon State, 1988 (3 games)



*Klay Thompson, Washington State*



*Reggie Miller, UCLA – 1987 Pac-10 Tournament Most Outstanding Player*

**TEAM RECORDS**

**POINTS**

**Most, Game:** 103 USC vs. STAN (78), Mar. 7, 2002  
**Most, Half:** 59 ARIZ vs. OSU (21), Mar. 12, 2008 (1st)  
**Most, Both Teams, Game:** 185 ARIZ (98) vs. OSU (87), Mar. 11, 1989; UCLA (96) vs. ARIZ (89), Mar. 13, 2003 (OT); WASH (95), ASU (90), Mar. 10, 2005 (OT)  
**Fewest, Game:** 39 UTAH vs. ARIZ, Mar. 13, 2014  
**Fewest, Half:** 13 UTAH vs. ARIZ (34), Mar. 13, 2014 (1st)  
**Fewest, Both Teams, Game:** 94 COLO (53) vs. UTAH (41), Mar. 7, 2012  
**Largest Margin, Game:** 32 ARIZ (71) vs. UTAH (39), Mar. 13, 2014; UCLA (79) vs. OSU (47), Mar. 9, 2006  
**Most, Tournament:** 278 ARIZ, 1988 (3 games)  
**Fewest Allowed, Tournament (min 3 games):** 157 ARIZ, 2014  
**Biggest Margin, Tournament:** 64 ARIZ, 1988 (278-214, 3 games)

**FIELD GOALS**

**Most, Game:** 39 UCLA vs. ASU, Mar. 6, 1987 (39-of-71)  
**Most, Both Teams, Game:** 70 UCLA (39) vs. ASU (31), Mar. 6, 1987; ARIZ (37) vs. OSU (33), Mar. 11, 1989  
**Most, Tournament:** 97 ARIZ, 2005 (97-of-178, 3 games)  
**Fewest, Game:** 12 UTAH vs. ARIZ, Mar. 13, 2014 (12-of-47)  
**Fewest, Both Teams, Game:** 29 COLO (15) vs. UTAH (14), Mar. 7, 2012  
**Fewest Allowed, Tournament (min 3 games):** 79 COLO, 2012 (79-of-206, 4 games); 52 ARIZ, 2014 (52-of-156, 3 games)

**FIELD GOAL ATTEMPTS**

**Most, Game:** 88 ARIZ vs. UCLA, Mar. 13, 2003 (33-of-88) (OT)  
**Most, Both Teams, Game:** 157 UCLA (69) vs. ARIZ (88), Mar. 13, 2003 (OT)  
**Most, Tournament:** 207 UCLA, 1990 (3 games)  
**Fewest, Game:** 28 STAN vs. ARIZ, Mar. 12, 1989 (19-of-28)  
**Fewest, Both Teams, Game:** 73 STAN (28) vs. ARIZ (45), Mar. 12, 1989  
**Fewest Allowed, Tournament (min 3 games):** 146 UCLA, 2008 (67-of-146, 3 games)

**FIELD GOAL PERCENTAGE**

**Highest, Game:** .683 CAL vs. USC, Mar. 10, 1988 (28-of-41)  
**Highest, Both Teams, Game:** .589 ARIZ (24-of-45) vs. STAN (19-of-28), Mar. 12, 1989  
**Highest, Tournament (3 games):** .587 STAN, 1989 (74-of-126, 3 games) (2 games): .563 WSU, 1988 (49-of-87)  
**Lowest, Game:** .255 UTAH vs. ARIZ, Mar. 13, 2014 (12-of-47)  
**Lowest, Both Teams, Game:** .315 UCLA (19-of-56) vs. USC (15-of-52), Mar. 7, 2012  
**Lowest Allowed, Tournament (3 games):** .329 ARIZ, 1990 (68-of-207, 3 games)

**THREE-POINT FIELD GOALS**

**Most, Game:** 15 STAN vs. ASU, Mar. 13, 2013 (OT)  
**Most, Both Teams, Game:** 26 STAN (15) vs. ASU (11), Mar. 13, 2012 (OT)  
**Most, Tournament:** 34 ORE, 2007 (34-of-65, 3 games), 2007  
**Fewest, Game:** 0, Six times. Last, WSU vs. ORE, Mar. 11, 2009 (0-of-6)  
**Fewest, Both Teams, Game:** 0 ORE vs. USC, Mar. 5, 1987  
**Fewest Allowed, Tournament (min 3 games):** 6 WASH, 1987 (6-of-18, 3 games)

**THREE-POINT FIELD GOAL ATTEMPTS**

**Most, Game:** 36 ARIZ vs. UCLA, Mar. 13, 2003  
**Most, Both Teams, Game:** 55 STAN (33) vs. ASU (22), Mar. 13, 2013  
**Most, Tournament:** 79 ORE, 2006 (28-of-79, 3 games)  
**Fewest, Game:** 1 WASH vs. ASU, Mar. 8, 1990 (0-of-1)  
**Fewest, Both Teams, Game:** 8 CAL (4) vs. OSU (4), Mar. 6, 1987  
**Fewest Allowed, Tournament (min 3 games):** 18 WASH, 1987 (6-of-18, 3 games)

**THREE-POINT FIELD GOAL PERCENTAGE**

**Highest, Game:** .800 STAN vs. UCLA, Mar. 11, 1989 (4-of-5)  
**Highest, Both Teams, Game:** .591 ORE (10-of-16) vs. OSU (3-of-6), Mar. 12, 2014 (13-of-22)  
**Highest, Tournament (3 games):** .538 ARIZ, 1988 (21-of-39); STAN, 1989 (7-of-13) (2 games): .548 WSU, 2008 (17-of-31)  
**Lowest, Game:** .000 ORE vs. WSU, Mar. 9, 1989 (0-of-11); WASH vs. ASU, Mar. 8, 1990 (0-of-1); WSU vs. ORE, Mar. 11, 2009 (0-of-6)  
**Lowest, Both Teams, Game:** .000 ORE (0-of-4) vs. USC (0-of-6), Mar. 5, 1987 (0-of-10)  
**Lowest Allowed, Tournament (min 3 games):** .190 ORE, 1987 (8-of-42, 3 games)

**FREE THROWS**

**Most, Game:** 33 CAL vs. ORE, Mar. 10, 2006 (2 OT) (33-of-43)  
**Most, Both Teams, Game:** 53 WASH (29) vs. ASU (24), Mar. 10, 2005  
**Most, Tournament:** 81 ARIZ, 1988 (81-of-103, 3 games)  
**Fewest, Game:** 1 STAN vs. ASU, Mar. 13, 2013 (1-of-1)  
**Fewest, Both Teams, Game:** 11 OSU (6) vs. CAL (5), Mar. 13, 2003; ORE (6) vs. ARIZ (5), Mar. 8, 2007; ORE (7) vs. USC (4), Mar. 10, 2007  
**Fewest Allowed, Tournament (min 3 games):** 22 ARIZ, 2002 (22-of-39, 3 games)

**FREE THROW ATTEMPTS**

**Most, Game:** 44 STAN vs. UCLA, Mar. 11, 1989 (25-of-44)  
**Most, Both Teams, Game:** 71 ARIZ (39) vs. STAN (32), Mar. 10, 1990  
**Most, Tournament:** 105 ARIZ, 1990 (79-of-105, 3 games)  
**Fewest, Game:** 1 STAN vs. ASU, Mar. 13, 2013 (1-of-1)  
**Fewest, Both Teams, Game:** 18 WASH (7) vs. WSU (11), Mar. 13, 2013  
**Fewest Allowed, Tournament (min 3 games):** 37 UCLA, 2006 (29-of-37, 3 games)

**FREE THROW PERCENTAGE**

**Highest, Game:** 1.000 USC vs. ORE, Mar. 8, 2002 (22-of-22)  
**Highest, Both Teams, Game:** .902 WASH (17-of-18) vs. CAL (20-of-23), Mar. 13, 2010  
**Highest, Tournament (3 games):** .852 CAL, 2010 (52-of-61) (2 games): .871 ARIZ, 2010 (27-of-31)  
**Lowest, Game:** .167 ASU (2-of-12) vs. ARIZ, Mar. 7, 2002  
**Lowest, Both Teams, Game:** .492 OSU (17-of-32) vs. WASH (12-of-27), Mar. 8, 2012  
**Lowest Allowed, Tournament (min 3 games):** .564 ARIZ, 2002 (22-of-39, 3 games)

**REBOUNDS**

**Most, Game:** 56 ARIZ vs. USC, Mar. 9, 1990  
**Most, Both Teams, Game:** 94 UCLA (49) vs. ORE (45), Mar. 9, 1990  
**Most, Tournament:** 149 ARIZ, 1990 (3 games)  
**Fewest, Game:** 15 STAN vs. ARIZ, Mar. 12, 1989; USC vs. CAL, Mar. 9, 2006  
**Fewest, Both Teams, Game:** 38 STAN (15) vs. ARIZ (23), Mar. 12, 1989  
**Largest Margin, Game:** 25 CAL (40) vs. USC (15), Mar. 9, 2006  
**Largest Margin, Tournament:** 31 WASH, 1987 (116-85, 3 games)  
**Fewest Allowed, Tournament (min 3 games):** 76 CAL, 2006 (3 games)

**ASSISTS**

**Most, Game:** 23 ARIZ vs. OSU, Mar. 11, 1989  
**Most, Both Teams, Game:** 42 ARIZ (22) vs. OSU (20), Mar. 13, 1988  
**Most, Tournament:** 56 ARIZ, 1990 (3 games)  
**Fewest, Game:** 3 ORE vs. WSU, Mar. 9, 1989; OSU vs. ARIZ, Mar. 12, 2008; ORE vs. WSU, Mar. 11, 2009  
**Fewest, Both Teams, Game:** 12 COLO (6) vs. ARIZ (6), Mar. 10, 2012  
**Fewest Allowed, Tournament (min 3 games):** 16 UCLA, 2006 (3 games)

**STEALS**

**Most, Game:** 14 USC vs. CAL, Mar. 14, 2003; ASU vs. USC, Mar. 13, 2008; UCLA vs. USC, Mar. 13, 2009  
**Most, Both Teams, Game:** 24 UCLA (14) vs. USC (10), Mar. 13, 2009  
**Most, Tournament:** 31 COLO, 2012 (4 games); 30 ORE, 2003 (3 games); ORE, 2011 (3 games)  
**Fewest, Game:** 1 CAL vs. UCLA, Mar. 7, 1987; USC vs. CAL, Mar. 12, 2009; OSU vs. ORE, Mar. 12, 2014  
**Fewest, Both Teams, Game:** 4 USC (3) vs. ARIZ (1), Mar. 9, 2002  
**Fewest Allowed, Tournament (min 3 games):** 9 ARIZ, 2002 (3 games); USC, 2003 (3 games)

**BLOCKED SHOTS**

**Most, Game:** 9 ORE vs. WASH, Mar. 7, 2002  
**Most, Both Teams, Game:** 13 ORE (9) vs. WASH (4), Mar. 7, 2002  
**Most, Tournament (min 3 games):** 19 ARIZ, 1989 (3 games)  
**Fewest, Game:** 0 Many times. Last, STAN vs. UCLA, Mar. 14, 2014  
**Fewest, Both Teams, Game:** 0 CAL (0) vs. USC (0), Mar. 10, 1988  
**Fewest Allowed, Tournament (min 3 games):** 1 ARIZ, 1988 (3 games)

**PERSONAL FOULS**

**Most, Game:** 42 ORE vs. UCLA, Mar. 9, 1990  
**Most, Both Teams, Game:** 68 ORE (42) vs. UCLA (26), Mar. 9, 1990  
**Fewest, Game:** 8 STAN vs. WSU, Mar. 11, 2005  
**Fewest, Both Teams, Game:** 20 ARIZ (10) vs. CAL (10), Mar. 10, 2005  
**Most, Tournament:** 62 COLO, 2012 (4 games); ORE, 2003 (3 games)  
**Fewest, Tournament (min 3 games):** 40 UTAH, 2013; COLO, 2014

**DISQUALIFICATIONS**

**Most, Game:** 4 CAL vs. ARIZ, Mar. 11, 1988; UCLA vs. STAN, Mar. 11, 1989  
**Most, Both Teams, Game:** 5 ORE (2) vs. ARIZ (3), Mar. 6, 1987; WASH (2) vs. ASU (3), Mar. 10, 2005  
**Most, Tournament:** 5 CAL, 1988 (2 games)

**POINTS**

- 43 Klay Thompson, WSU vs. WASH, Mar. 10, 2011
- 41 Leon Powe, CAL vs. ORE, Mar. 10, 2006 (2 OT)
- 39 Reggie Miller, UCLA vs. ASU, Mar. 6, 1987
- 37 Salim Stoudamire, ARIZ vs. WASH, Mar. 12, 2005
- 34 Jahii Carson, ASU vs. STAN, Mar. 13, 2013 (OT)
- 32 Sean Elliott, ARIZ vs. STAN, Mar. 12, 1988  
Bryce Taylor, ORE vs. USC, Mar. 10, 2007  
Tajuan Porter, ORE vs. WSU, Mar. 10, 2010
- 31 Chris Moore, USC vs. ASU, Mar. 9, 1989  
Gary Payton, OSU vs. ASU, Mar. 9, 1990
- 30 Todd Anderson, WSU vs. UCLA, Mar. 11, 1988  
Hassan Adams, ARIZ vs. WASH, Mar. 12, 2004  
Brandon Roy, WASH vs. ORE, Mar. 9, 2006  
Brook Lopez, STAN vs. WSU, Mar. 14, 2008  
Chasson Randle, STAN vs. ASU, Mar. 7, 2012

**FIELD GOALS**

- 15 Klay Thompson, WSU vs. WASH, Mar. 10, 2011 (15-of-29)  
Reggie Miller, UCLA vs. ASU, Mar. 6, 1987 (15-of-20)
- 14 Jahii Carson, ASU vs. STAN, Mar. 13, 2013 (14-of-22)  
Leon Powe, CAL vs. ORE, Mar. 10, 2006 (14-of-17, 2 OT)
- 13 Trevor Wilson, UCLA vs. ARIZ, Mar. 11, 1990 (13-of-27)
- 12 Earl Martin, OSU vs. WASH, Mar. 11, 1988 (12-of-16)  
Todd Anderson, WSU vs. UCLA, Mar. 11, 1988 (12-of-15)  
Gary Payton, OSU vs. ASU, Mar. 9, 1990 (12-of-24)  
Hassan Adams, ARIZ vs. WASH, Mar. 9, 2004 (12-of-19)  
Tajuan Porter, ORE vs. WSU, Mar. 10, 2010 (12-of-28)

**FIELD GOAL ATTEMPTS**

- 29 Klay Thompson, WSU vs. WASH, Mar. 10, 2011 (15-of-29)
- 28 Anthony Pendleton, USC vs. STAN, Mar. 10, 1989 (8-of-28)  
Tajuan Porter, ORE vs. WSU, Mar. 10, 2010 (12-of-28)
- 27 Trevor Wilson, UCLA vs. ARIZ, Mar. 11, 1990 (13-of-27)
- 24 Gary Payton, OSU vs. ASU, Mar. 9, 1990 (12-of-24)  
Brook Lopez, STAN vs. ARIZ, Mar. 13, 2008 (9-of-24)

**FIELD GOAL PERCENTAGE (min 7 made)**

- 1.000 Bryce Taylor, ORE vs. USC, Mar. 10, 2007 (11-of-11)
- 1.000 Travis Wear, UCLA vs. STAN, Mar. 14, 2014 (8-of-8)
- 1.000 Jordan Hill, ARIZ vs. OSU, Mar. 12, 2008 (7-of-7)
- .917 Anthony Cook, ARIZ vs. OSU, Mar. 11, 1989 (11-of-12)
- .909 Channing Frye, ARIZ vs. CAL, Mar. 10, 2005 (10-of-11)
- .900 Salim Stoudamire, ARIZ vs. USC, Mar. 9, 2002 (9-of-10)

**THREE-POINT FIELD GOALS**

- 8 Klay Thompson, WSU vs. WASH, Mar. 10, 2011 (8-of-14)
- 7 Jeremy Green, STAN vs. OSU, Mar. 9, 2011 (7-of-15)  
Salim Stoudamire, ARIZ vs. WASH, Mar. 12, 2005 (7-of-13)  
Bryce Taylor, ORE vs. USC, Mar. 10, 2007 (7-of-7)
- 6 11 times. Last, Joseph Young, ORE vs. UCLA, Mar. 13, 2014 (6-of-11)

**THREE-POINT FIELD GOAL ATTEMPTS**

- 15 Jeremy Green, STAN vs. OSU, Mar. 9, 2011
- 14 Klay Thompson, WSU vs. WASH, Mar. 10, 2011 (8-of-14)  
Anthony Pendleton, USC vs. STAN, Mar. 10, 1989 (6-of-14)  
Mike Redhair, ASU vs. WASH, Mar. 8, 1990 (5-of-14)  
Chamberlain Oguchi, ORE vs. WASH, Mar. 9, 2006 (6-of-14)  
Derek Low, WSU vs. USC, Mar. 9, 2007 (5-of-14)
- 13 Kevin Kruger, ASU vs. WASH, Mar. 10, 2005 (5-of-13)  
Salim Stoudamire, ARIZ vs. WASH, Mar. 12, 2005 (7-of-13)

**THREE-POINT FIELD GOAL PERCENTAGE (min 3 made)**

- 1.000 Bryce Taylor, ORE vs. USC, Mar. 10, 2007 (7-of-7)  
Luke Ridnour, ORE vs. UCLA, Mar. 14, 2003 (4-of-4)  
Greg Hill, WASH vs. STAN, Mar. 6, 1987 (3-of-3)  
Matt Muehlebach, ARIZ vs. UCLA, Mar. 11, 1990 (3-of-3)  
Elston Turner, WASH vs. STAN, Mar. 12, 2009 (3-of-3)

**FREE THROWS**

- 15 Jared Cunningham, OSU vs. STAN, Mar. 9, 2011 (15-of-20)  
Sean Elliott, ARIZ vs. STAN, Mar. 12, 1988 (15-of-16)
- 13 Reggie Miller, UCLA vs. CAL, Mar. 7, 1987 (13-of-15)  
Leon Powe, CAL vs. ORE, Mar. 10, 2006 (13-of-18)
- 12 Jason Gardner, ARIZ vs. ASU, Mar. 7, 2002 (12-of-12)  
Jesse Perry, ARIZ vs. UCLA, Mar. 8, 2012 (12-of-13)  
Solomon Hill, ARIZ vs. UCLA, Mar. 8, 2012 (12-of-14)

**FREE THROW ATTEMPTS**

- 20 Jared Cunningham, OSU vs. STAN, Mar. 9, 2011 (15-of-20)
- 18 Leon Powe, CAL vs. ORE, Mar. 10, 2006 (13-of-18)
- 17 Leon Powe, CAL vs. USC, Mar. 9, 2006 (12-of-17)
- 16 Sean Elliott, ARIZ vs. STAN, Mar. 12, 1988 (15-of-16)
- 15 Sean Elliott, ARIZ vs. ORE, Mar. 6, 1987 (10-of-15)  
Reggie Miller, UCLA vs. CAL, Mar. 7, 1987 (13-of-15)  
Tony Wroten, WASH vs. OSU, Mar. 8, 2012 (9-of-15)

**FREE THROW PERCENTAGE (min 9 made)**

- 1.000 Jason Gardner, ARIZ vs. ASU, Mar. 7, 2002 (12-of-12)  
Eric Knox, OSU vs. WSU, Mar. 12, 1988 (2 OT) (10-of-10)  
Adam Keefe, STAN vs. CAL, Mar. 9, 1990 (10-of-10)  
Tom Tolbert, ARIZ vs. CAL, Mar. 11, 1988 (9-of-9)  
Gabe Pruitt, USC vs. CAL, Mar. 9, 2006 (9-of-9)

**REBOUNDS**

- 20 Leon Powe, CAL vs. USC, Mar. 9, 2006
- 18 Ike Diogu, ASU vs. ORE, Mar. 13, 2003
- 17 Trevor Wilson, UCLA vs. ARIZ, Mar. 11, 1990
- 16 Richard Solomon, CAL vs. COLO, Mar. 13, 2014  
Alex Stepheson, USC vs. CAL, Mar. 10, 2011  
Ryan Anderson, CAL vs. WASH, Mar. 12, 2008  
Taj Gibson, USC vs. CAL, Mar. 12, 2009
- 15 Kyle Anderson, UCLA vs. ARIZ, Mar. 15, 2014  
Ryan Anderson, CAL vs. OSU, Mar. 7, 2007  
Landry Fields, STAN vs. WASH, Mar. 12, 2009  
Eric Boateng, ASU vs. STAN, Mar. 11, 2010

**ASSISTS**

- 12 Isaiah Thomas, WASH vs. ORE, Mar. 11, 2011  
David Girley, ORE vs. WASH, Mar. 7, 1987  
Matt Othick, ARIZ vs. UCLA, Mar. 11, 1990
- 11 Abdul Gaddy, WASH vs. WSU, Mar. 13, 2013  
Isaiah Thomas, WASH vs. WSU, Mar. 10, 2011  
Brandon Granville, USC vs. STAN, Mar. 7, 2002
- 10 Pooh Richardson, UCLA vs. WSU, Mar. 11, 1988  
Gary Payton, OSU vs. ARIZ, Mar. 12, 1988  
Reggie Moore, WSU vs. OSU, Mar. 7, 2012

**STEALS**

- 7 James Harden, ASU vs. USC, Mar. 13, 2008
- 6 Jared Cunningham, OSU vs. ARIZ, Mar. 10, 2011  
Malcolm Armstead, ORE vs. WASH, Mar. 11, 2011
- 5 11 times. Last, Kyle Anderson, UCLA vs. ARIZ, Mar. 15, 2013

**BLOCKED SHOTS**

- 6 Josh Huestis, STAN vs. ASU, Mar. 13, 2013
- 5 Ike Diogu, ASU vs. WASH, Mar. 10, 2005  
Jason Washburn, UTAH vs. COLO, Mar. 7, 2012  
Eric Moreland, OSU vs. COLO, Mar. 13, 2013
- 4 16 times. Last, David Kravish, CAL vs. COLO, Mar. 13, 2014



**POINTS**

- 83 Reggie Miller, UCLA, 1987 (3 games)
- 80 Leon Powe, CAL, 2006 (3 games)
- 71 Sean Elliott, ARIZ, 1988 (3 games)
- 68 Luke Walton, ARIZ, 2002 (3 games)
- 67 Sean Elliott, ARIZ, 1989 (3 games)
- 66 Derrick Williams, ARIZ, 2011 (3 games)  
Desmon Farmer, USC, 2003 (3 games)
- 65 Brook Lopez, STAN, 2008 (3 games)
- 64 Chris Welp, WASH, 1987 (3 games)
- 63 Anthony Taylor, ORE, 1987 (3 games)  
Chamberlain Oguchi, ORE, 2006 (3 games)  
DeMar DeRozan, USC, 2009 (3 games)  
Carlton Brown, COLO, 2012 (4 games)

**FIELD GOALS**

- 27 Reggie Miller, UCLA, 1987 (27-of-49, 3 games)
- 26 Luke Walton, ARIZ, 2002 (26-of-54, 3 games)
- 25 Earl Martin, OSU, 1988 (25-of-40, 3 games)  
Leon Powe, CAL, 2006 (25-of-43, 3 games)  
Brook Lopez, STAN, 2008 (25-of-60, 3 games)  
Carlton Brown, COLO, 2012 (25-of-50, 4 games)

**FIELD GOAL ATTEMPTS**

- 60 Brook Lopez, STAN, 2008 (25-of-60, 3 gamrs)
- 54 Luke Walton, ARIZ, 2002 (26-of-54, 3 games)
- 51 Anthony Taylor, ORE, 1987 (22-of-51, 3 games)
- 50 Carlton Brown, COLO, 2012 (25-of-50, 4 games)
- 49 Reggie Miller, UCLA, 1987 (27-of-49, 3 games)  
Trevor Wilson, UCLA, 1990 (21-of-49, 3 games)  
Desmon Farmer, USC, 2003 (18-of-49, 3 games)  
Chamberlain Oguchi, ORE, 2006 (19-of-49, 3 games)

**FIELD GOAL PERCENTAGE (min 15 made)**

- .791 Isaac Austin, ASU, 1990 (19-of-24, 3 games)
- .767 Channing Frye, ARIZ, 2005 (23-of-30, 3 games)
- .762 Todd Anderson, WSU, 1988 (16-of-21, 2 games)
- .750 Bryce Taylor, ORE, 2007 (18-of-24, 3 games)
- .714 Travis Wear, UCLA, 2014 (15-of-21, 3 games)

**THREE-POINT FIELD GOALS**

- 14 Chamberlain Oguchi, ORE, 2006 (14-of-38, 3 games)
- 13 Tajuan Porter, ORE, 2007 (13-of-21, 3 games)
- 11 Alex Austin, ASU, 1990 (11-of-22, 3 games)  
James Davis, ORE, 2003 (11-of-22, 3 games)  
Salim Stoudamire, ARIZ, 2005 (11-of-23, 3 games)  
Gabe Pruitt, USC, 2007 (11-of-22, 3 games)

**THREE-POINT FIELD GOAL ATTEMPTS**

- 38 Chamberlain Oguchi, ORE, 2006 (14-of-28, 3 games)
- 29 Desmon Farmer, USC, 2003 (7-of-29, 3 games)
- 23 Salim Stoudamire, ARIZ, 2005 (11-of-30, 3 games)
- 22 Alex Austin, ASU, 1990 (11-of-22, 3 games)  
James Davis, ORE, 2003 (11-of-22, 3 games)  
Luke Ridnour, ORE, 2003 (10-of-22, 3 games)  
Gabe Pruitt, USC, 2007 (11-of-22, 3 games)

**THREE-POINT FIELD GOAL PERCENTAGE (min 5 made)**

- .833 Marcus Williams, ARIZ, 2006 (5-of-6, 2 games)
- .800 Bryce Taylor, ORE, 2007 (8-of-10, 3 games)
- .750 Steve Kerr, ARIZ, 1988 (9-of-12, 3 games)
- .714 Theo Robertson, CAL, 2006 (5-of-7, 3 games)  
Kevin Kruger, ASU, 2006 (5-of-7, 1 game)

**FREE THROWS**

- 30 Leon Powe, CAL, 2006 (30-of-41, 3 games)
- 26 Sean Elliott, ARIZ, 1989 (26-of-27, 3 games)
- 25 Sean Elliott, ARIZ, 1988 (25-of-29, 3 games)
- 23 Reggie Miller, UCLA, 1987 (23-of-25, 3 games)
- 23 Desmon Farmer, USC, 2003 (23-of-29, 3 games)

**FREE THROW ATTEMPTS**

- 41 Leon Powe, CAL, 2006 (30-of-41, 3 games)
- 29 Sean Elliott, ARIZ, 1988 (25-of-29, 3 games)
- 29 Desmon Farmer, USC, 2003 (23-of-29, 3 games)
- 28 Jesse Perry, ARIZ, 2012 (22-of-28, 3 games)
- 27 Jared Cunningham, OSU, 2011 (18-of-27, 2 games)  
Sean Elliott, ARIZ, 1989 (26-of-27, 3 games)  
Adam Keefe, STAN, 1989 (18-of-27, 3 games)  
Jason Gardner, ARIZ, 2002 (22-of-27, 3 games)

**FREE THROW PERCENTAGE (min 15 made)**

- 1.000 Jerome Randle, CAL, 2010 (16-of-16, 3 games)
- .963 Sean Elliott, ARIZ, 1989 (26-of-27, 3 games)
- .920 Reggie Miller, UCLA, 1987 (23-of-25, 3 games)
- .889 David Bluthenthal, USC, 2002 (16-of-18, 3 games)  
Anthony Goods, STAN, 2009 (16-of-18, 2 games)  
Norman Powell, UCLA, 2014 (16-of-18, 3 games)

**REBOUNDS**

- 41 André Roberson, COLO, 2012 (4 games)
- 37 Phil Zevenbergen, WASH, 1987 (3 games)
- 35 Ryan Anderson, CAL, 2007 (3 games)
- 34 Leon Powe, CAL, 2006 (3 games)
- 33 Brook Lopez, STAN, 2008 (3 games)
- 32 Taj Gibson, USC, 2009 (3 games)
- 31 Jesse Perry, ARIZ, 2012 (3 games)  
Kyle Anderson, UCLA, 2014 (3 games)
- 30 Trevor Wilson, UCLA, 1990 (3 games)
- 29 Luke Jackson, ORE, 2003 (3 games)  
Taj Gibson, USC, 2007 (3 games)

**ASSISTS**

- 30 Isaiah Thomas, WASH, 2011, (3 games)
- 24 Gary Payton, OSU, 1988 (3 games)
- 24 Brandon Granville, USC, 2002 (3 games)
- 24 Luke Ridnour, ORE, 2003 (3 games)
- 22 Pooh Richardson, UCLA, 1987 (3 games)
- 21 Matt Othick, ARIZ, 1990 (3 games)

**STEALS**

- 11 Malcolm Armstead, ORE, 2011 (3 games)
- 9 Gary Payton, OSU, 1988 (3 games)  
Carlton Brown, COLO, 2012 (4 games)
- 8 Jared Cunningham, OSU, 2011 (2 games)
- 7 Dave Immel, UCLA, 1987 (3 games)  
Ken Lofton, ARIZ, 1988 (3 games)  
Ken Lofton, ARIZ, 1989 (3 games)  
Terry Taylor, STAN, 1989 (3 games)  
Matt Othick, ARIZ, 1990 (3 games)  
Nate Robinson, WASH, 2004 (3 games)  
James Harden, ASU, 2008 (1 game)  
Nic Wise, ARIZ, 2008 (2 games)  
Jared Cunningham, OSU, 2012 (3 games)  
Nate Tomlinson, COLO, 2012 (4 games)  
André Roberson, COLO, 2012 (4 games)  
Aaron Gordon, ARIZ, 2014 (3 games)

**BLOCKED SHOTS**

- 9 Sean Rooks, ARIZ, 1990 (3 games)  
Robin Lopez, STAN, 2008 (3 games)
- 8 Ed Stokes, ARIZ, 1990 (3 games)
- 7 Anthony Cook, ARIZ, 1988 (3 games)  
Taj Gibson, USC, 2008 (2 games)  
André Roberson, COLO, 2012 (4 games)

## PAC-12 TOURNAMENT CHAMPIONS

1987 UCLA  
 1988 ARIZONA  
 1989 ARIZONA  
 1990 ARIZONA  
 2002 ARIZONA  
 2003 OREGON  
 2004 STANFORD  
 2005 WASHINGTON  
 2006 UCLA  
 2007 OREGON  
 2008 UCLA  
 2009 USC  
 2010 WASHINGTON  
 2011 WASHINGTON  
 2012 COLORADO  
 2013 OREGON  
 2014 UCLA

## COACHING RECORDS (active coaches are bold)

COACH, TEAM	YRS	1st	2nd	W	L	PCT
<b>Steve Alford, UCLA</b>	<b>1</b>	<b>1</b>	<b>0</b>	<b>3</b>	<b>0</b>	<b>1.000</b>
<b>Tad Boyle, COLO</b>	<b>3</b>	<b>1</b>	<b>0</b>	<b>7</b>	<b>2</b>	<b>.777</b>
Walt Hazzard, UCLA	2	1	0	3	1	.750
Lute Olson, ARIZ	10	4	1	16	6	.727
<b>Dana Altman, ORE</b>	<b>4</b>	<b>1</b>	<b>0</b>	<b>6</b>	<b>3</b>	<b>.667</b>
Tim Floyd, USC	4	1	1	6	3	.667
Bill Frieder, ASU	1	0	0	2	1	.667
<b>Ernie Kent, ORE/WSU</b>	<b>8</b>	<b>2</b>	<b>0</b>	<b>11</b>	<b>6</b>	<b>.647</b>
<b>Lorenzo Romar, WASH</b>	<b>11</b>	<b>3</b>	<b>1</b>	<b>14</b>	<b>8</b>	<b>.636</b>
Jim Harrick, UCLA	2	0	1	3	2	.600
<b>Sean Miller, ARIZ</b>	<b>5</b>	<b>0</b>	<b>3</b>	<b>7</b>	<b>5</b>	<b>.583</b>
Ben Howland, UCLA	10	2	1	11	8	.579
Henry Bibby, USC	3	0	2	4	3	.571
<b>Larry Krystkowiak, UTAH</b>	<b>3</b>	<b>0</b>	<b>0</b>	<b>3</b>	<b>3</b>	<b>.500</b>
Ben Braun, CAL	7	0	1	7	7	.500
Ralph Miller, OSU	3	0	1	3	3	.500
Andy Russo, WASH	3	0	1	3	3	.500
Tony Bennett, WSU	3	0	0	3	3	.500
Mike Montgomery, STAN/CAL	13	1	2	10	12	.455
<b>Johnny Dawkins, STAN</b>	<b>6</b>	<b>0</b>	<b>0</b>	<b>5</b>	<b>6</b>	<b>.455</b>
Trent Johnson, STAN	4	0	1	3	4	.429
Kevin O'Neill, ARIZ/USC	3	0	0	2	3	.400
Kelvin Sampson, WSU	4	0	0	2	3	.400
Craig Robinson, OSU	6	0	0	3	6	.333
Lou Campanelli, CAL	4	0	0	2	4	.333
Steve Lavin, UCLA	2	0	0	1	2	.333
Don Monson, ORE	4	0	0	2	4	.333
Steve Patterson, ASU	2	0	0	1	2	.333
George Raveling, USC	4	0	0	2	4	.333
Jay John, OSU	4	0	0	2	4	.333
<b>Herb Sendek, ASU</b>	<b>8</b>	<b>0</b>	<b>1</b>	<b>3</b>	<b>8</b>	<b>.273</b>
<b>Andy Enfield, USC</b>	<b>1</b>	<b>0</b>	<b>0</b>	<b>0</b>	<b>1</b>	<b>.000</b>
Ken Bone, WSU	5	0	0	0	5	.000
Bob Cantu, USC	1	0	0	0	1	.000
Russ Pennell, ARIZ	1	0	0	0	1	.000
Kevin Mouton, OSU	1	0	0	0	1	.000
Bob Schermerhorn, ASU	1	0	0	0	1	.000
Len Stevens, WSU	1	0	0	0	1	.000
Jim Anderson, OSU	1	0	0	0	1	.000
Lynn Nance, WASH	1	0	0	0	1	.000
Bob Bender, WASH	1	0	0	0	1	.000
Dick Bennett, WSU	3	0	0	0	3	.000
Rob Evans, ASU	4	0	0	0	4	.000



*UCLA's Walt Hazzard receives the inaugural Pac-10 Tournament trophy from Pac-10 Commissioner Tom Hansen*

## COMPOSITE STANDINGS

TEAM	W	L	PCT	Titles
Colorado	7	2	.777	1
Arizona	24	13	.649	4
UCLA	21	13	.618	4
Oregon	19	13	.594	3
Washington	17	13	.567	3
Utah	3	3	.500	
Stanford	15	16	.484	1
USC	13	14	.481	1
California	12	17	.414	
Oregon State	8	15	.348	
Arizona State	6	16	.273	
Washington State	5	15	.250	

**TEAM vs. TEAM RESULTS**

	vs. ARIZ	vs. ASU	vs. CAL	vs. COLO	vs. ORE	vs. OSU	vs. STAN	vs. UCLA	vs. USC	vs. UTAH	vs. WASH	vs. WSU	Total
ARIZ	-	1-1	3-0	2-1	0-2	6-0	4-1	2-5	4-0	1-0	0-3	1-0	24-13
ASU	1-1	-	-	-	0-2	1-1	1-3	0-3	0-3	-	2-3	1-0	6-16
CAL	0-3	-	-	0-2	2-2	3-1	1-1	3-3	2-3	0-1	1-1	-	12-17
COLO	1-2	-	2-0	-	1-0	1-0	-	-	1-0	1-0	-	-	7-2
ORE	2-0	2-0	2-2	0-1	-	1-0	0-2	3-2	3-1	1-0	3-2	2-3	19-13
OSU	0-6	1-1	1-3	0-1	0-1	-	1-1	1-1	-	-	2-1	2-0	8-15
STAN	1-4	3-1	1-1	-	2-0	1-1	-	1-2	1-3	-	1-4	4-0	15-16
UCLA	5-2	3-0	3-3	-	2-3	1-1	2-1	-	2-1	-	2-1	1-1	21-13
USC	1-4	2-0	3-2	0-1	1-3	-	3-1	1-2	-	0-1	-	2-0	13-14
UTAH	0-1	-	1-0	0-1	0-1	-	-	-	1-0	-	1-0	-	3-3
WASH	3-0	3-2	1-1	-	2-3	1-2	4-1	1-2	-	0-1	-	2-1	17-13
WSU	0-1	0-1	-	-	3-2	0-2	0-4	1-1	0-2	-	1-2	-	5-15

**YEAR-BY-YEAR RECORDS (seed)**

	ARIZ	ASU	CAL	COLO	ORE	OSU	STAN	UCLA	USC	UTAH	WASH	WSU
1987	0-1 (2)	1-1 (8)	1-1 (4)	N/A	2-1 (7)	0-1 (5)	0-1 (6)	3-0 (1)	0-1 (10)	N/A	2-1 (3)	0-1 (9)
1988	3-0 (1)	0-1 (7)	1-1 (9)	N/A	0-1 (5)	2-1 (2)	1-1 (4)	0-1 (3)	0-1 (8)	N/A	1-1 (10)	1-1 (6)
1989	3-0 (1)	0-1 (7)	0-1 (5)	N/A	0-1 (9)	1-1 (4)	2-1 (2)	1-1 (3)	1-1 (10)	N/A	0-1 (6)	1-1 (8)
1990	3-0 (2)	2-1 (8)	0-1 (3)	N/A	0-1 (5)	0-1 (1)	1-1 (6)	2-1 (4)	1-1 (7)	N/A	0-1 (9)	0-1 (10)
2002	3-0 (2)	0-1 (7)	1-1 (3)	N/A	1-1 (1)	-	0-1 (5)	0-1 (6)	2-1 (4)	N/A	0-1 (8)	-
2003	0-1 (1)	0-1 (4)	1-1 (3)	N/A	3-0 (5)	1-1 (6)	0-1 (2)	1-1 (8)	2-1 (7)	N/A	-	-
2004	1-1 (3)	-	0-1 (4)	N/A	1-1 (5)	-	3-0 (1)	0-1 (7)	0-1 (6)	N/A	2-1 (2)	0-1 (8)
2005	2-1 (1)	0-1 (7)	0-1 (8)	N/A	-	1-1 (5)	1-1 (3)	0-1 (4)	-	N/A	3-0 (2)	0-1 (6)
2006	1-1 (4)	0-1 (8)	2-1 (3)	N/A	2-1 (7)	1-1 (9)	0-1 (5)	3-0 (1)	0-1 (6)	N/A	0-1 (2)	0-1 (10)
2007	0-1 (5)	0-1 (10)	2-1 (8)	N/A	3-0 (4)	0-1 (9)	0-1 (6)	0-1 (1)	2-1 (3)	N/A	1-1 (7)	1-1 (2)
2008	1-1 (7)	0-1 (5)	1-1 (9)	N/A	0-1 (6)	0-1 (10)	2-1 (2)	3-0 (1)	1-1 (4)	N/A	0-1 (8)	1-1 (3)
2009	0-1 (5)	2-1 (4)	0-1 (3)	N/A	0-1 (10)	0-1 (8)	1-1 (9)	1-1 (2)	3-0 (6)	N/A	1-1 (1)	1-1 (7)
2010	0-1 (4)	0-1 (2)	2-1 (1)	N/A	1-1 (8)	0-1 (6)	1-1 (7)	1-1 (5)	-	N/A	3-0 (3)	0-1 (9)
2011	2-1 (1)	0-1 (10)	0-1 (5)	N/A	2-1 (7)	1-1 (9)	0-1 (8)	0-1 (2)	1-1 (4)	N/A	3-0 (3)	0-1 (6)
2012	2-1 (4)	0-1 (10)	1-1 (2)	4-0 (6)	0-1 (3)	2-1 (9)	1-1 (7)	1-1 (5)	0-1 (12)	0-1 (11)	0-1 (1)	0-1 (8)
2013	1-1 (4)	1-1 (9)	0-1 (2)	1-1 (5)	3-0 (3)	0-1 (12)	0-1 (8)	2-1 (1)	0-1 (7)	2-1 (10)	1-1 (6)	0-1 (11)
2014	2-1 (1)	0-1 (3)	0-1 (4)	2-1 (5)	1-1 (7)	0-1 (10)	2-1 (6)	3-0 (2)	0-1 (12)	1-1 (8)	0-1 (9)	0-1 (11)

**RECORD BY SEED**

YEAR	#1	#2	#3	#4	#5	#6	#7	#8	#9	#10	#11	#12
1987	3-0	0-1	2-1	1-1	0-1	0-1	2-1	1-1	0-1	0-1	N/A	N/A
Upsets: (7) Oregon 72, (2) Arizona 63												
1988	3-0	2-1	0-1	1-1	0-1	1-1	0-1	0-1	1-1	1-1	N/A	N/A
Upsets: (9) California 75, (8) USC 59; (10) Washington 96, (7) Arizona State 82; (6) Washington State 73, (3) UCLA 71												
1989	3-0	2-1	1-1	1-1	0-1	0-1	0-1	1-1	0-1	1-1	N/A	N/A
Upsets: (10) USC 94, (7) Arizona State 82												
1990	0-1	3-0	0-1	2-1	0-1	1-1	1-1	2-1	0-1	0-1	N/A	N/A
Upsets: (8) Arizona State 83, (1) Oregon State 75; (6) Stanford 77, (3) California 61												
2002	1-1	3-0	1-1	2-1	0-1	0-1	0-1	0-1	-	-	N/A	N/A
Upsets: (4) USC 89, (1) Oregon 78												
2003	0-1	0-1	1-1	0-1	3-0	0-1	2-1	1-1	-	-	N/A	N/A
Upsets: (8) UCLA 96, (1) Arizona 89 OT; (7) USC 79, (2) Stanford 74; (5) Oregon 83, (4) Arizona State 82; (7) USC 79, (3) California 62												
2004	3-0	2-1	1-1	0-1	1-1	0-1	0-1	0-1	-	-	N/A	N/A
Upsets: (5) Oregon 87, (4) California 82												
2005	2-1	3-0	1-1	0-1	1-1	0-1	0-1	0-1	-	-	N/A	N/A
Upsets: (5) Oregon State 79, (4) UCLA 72; (2) Washington 81, (1) Arizona 72												
2006	3-0	0-1	2-1	1-1	0-1	0-1	2-1	0-1	1-1	0-1	N/A	N/A
Upsets: (9) Oregon State 71, (8) Arizona State 68; (7) Oregon 84, (2) Washington 73												
2007	0-1	1-1	2-1	3-0	0-1	0-1	1-1	2-1	0-1	0-1	N/A	N/A
Upsets: (8) California 76, (1) UCLA 69 OT; (3) USC 70, (2) Washington State 61; (4) Oregon 81, (3) USC 57												
2008	3-0	2-1	1-1	1-1	0-1	0-1	1-1	0-1	1-1	0-1	N/A	N/A
Upsets: (9) California 84, (8) Washington 81												
2009	1-1	1-1	0-1	2-1	0-1	3-0	1-1	0-1	1-1	0-1	N/A	N/A
Upsets: (9) Stanford 62, (8) Oregon State 54; (6) USC 79, (3) California 75; (4) Arizona State 75, (1) Washington 65; (6) USC 65, (2) UCLA 55, (6) USC 66, (4) Arizona State 63												
2010	2-1	0-1	3-0	0-1	1-1	0-1	1-1	1-1	0-1	-	N/A	N/A
Upsets: (5) UCLA 75, (4) Arizona 69; (7) Stanford 70, (2) Arizona State 61; (3) Washington 79, (1) California 75												
2011	2-1	0-1	3-0	1-1	0-1	0-1	2-1	0-1	1-1	0-1	N/A	N/A
Upsets: (9) Oregon State 69, (8) Stanford 67; (7) Oregon 76, (2) UCLA 59; (3) Washington 77, (1) Arizona 75 (OT)												
2012	0-1	1-1	0-1	2-1	1-1	4-0	1-1	0-1	2-1	0-1	0-1	0-1
Upsets: (9) Oregon State 69, (8) Washington State 64; (9) Oregon State 86, (1) Washington 84; (6) Colorado 63, (3) Oregon 62; (6) Colorado 70, (2) California 59; (6) Colorado 53, (4) Arizona 51												
2013	2-1	0-1	3-0	1-1	1-1	1-1	0-1	0-1	1-1	2-1	0-1	0-1
Upsets: (9) Oregon State 89, (8) Stanford 88 (OT); (10) Utah 69, (7) USC 66; (10) Utah 79, (2) California 69; (3) Oregon 78, (1) UCLA 69												
2014	2-1	3-0	0-1	0-1	2-1	2-1	1-1	1-1	0-1	0-1	0-1	0-1
Upsets: (5) Colorado 59, (4) California 56; (6) Stanford 79, (3) Arizona State 58; (2) UCLA 75, (1) Arizona 71												
<b>Totals</b>	<b>28-10</b>	<b>20-13</b>	<b>21-13</b>	<b>18-15</b>	<b>8-15</b>	<b>10-14</b>	<b>14-16</b>	<b>8-16</b>	<b>8-12</b>	<b>4-11</b>	<b>0-2</b>	<b>0-2</b>

## SEED vs. SEED RESULTS

	vs. #1	vs. #2	vs. #3	vs. #4	vs. #5	vs. #6	vs. #7	vs. #8	vs. #9	vs. #10	vs. #11	vs. #12	Total
#1	-	4-2	2-3	7-2	4-0	-	-	7-3	6-1	-	-	-	30-11
#2	2-4	-	5-1	2-0	-	3-2	9-5	-	-	2-1	-	-	23-13
#3	3-2	1-5	-	0-1	-	12-5	4-1	-	-	1-0	-	-	21-14
#4	2-7	0-2	1-0	-	12-5	0-2	-	2-0	1-0	-	-	-	18-16
#5	0-4	-	-	5-12	-	-	1-0	1-0	-	-	-	2-0	9-16
#6	-	2-3	5-12	2-0	-	-	-	-	-	-	3-0	-	12-15
#7	-	5-9	1-4	-	0-1	-	-	-	-	9-3	-	-	15-17
#8	3-7	-	-	0-1	0-1	-	0-1	-	6-7	-	-	-	9-17
#9	1-6	-	-	0-1	-	-	-	7-6	-	-	-	-	8-13
#10	-	1-2	0-1	-	-	-	3-9	-	-	-	-	-	4-12
#11	-	-	-	-	-	0-3	-	-	-	-	-	-	0-3
#12	-	-	-	-	0-3	-	-	-	-	-	-	-	0-3

## ATTENDANCE

YEAR	SESSION 1	SESSION 2	SESSION 3	SESSION 4	SESSION 5	CHAMPIONSHIP	TOTAL
1987	4,851	8,918	5,424	9,352	-	9,117	37,663
1988	12,635	13,436	13,061	13,549	-	13,796	66,477
1989	4,830	7,195	9,001	10,565	-	10,403	41,994
1990	4,567	4,380	8,079	10,989	-	8,037	36,052
2002	12,096	17,839	18,887	-	-	18,997	67,819
2003	14,441	15,048	16,689	-	-	17,485	63,663
2004	13,270	14,689	15,754	-	-	16,413	60,126
2005	14,014	14,393	15,068	-	-	18,672	62,147
2006	7,936	15,144	15,321	17,856	-	18,544	74,801
2007	15,119	16,318	16,585	18,196	-	18,259	84,477
2008	11,642	17,194	16,442	18,997	-	17,534	81,809
2009	10,964	14,732	16,271	18,497	-	16,988	77,452
2010	6,090	12,125	12,255	15,971	-	15,851	62,292
2011	7,814	10,782	12,191	13,190	-	12,074	56,051
2012	5,973	6,747	8,780	9,317	11,615	11,197	53,629
2013	7,451	8,566	12,915	10,566	13,151	11,101	63,750
2014	8,734	9,047	12,916	12,916	12,916	12,916	69,445

**PAC-12 ALL-TOURNAMENT TEAMS**

- 1987**  
Reggie Miller, UCLA  
Pooh Richardson, UCLA  
Anthony Taylor, Oregon  
Chris Welp, Washington  
Phil Zevenbergen, Washington
- 1988**  
Sean Elliott, Arizona  
Anthony Cook, Arizona  
Steve Kerr, Arizona  
Todd Lichti, Stanford  
Gary Payton, Oregon State
- 1989**  
Jud Buechler, Arizona  
Sean Elliott, Arizona  
Anthony Cook, Arizona  
Todd Lichti, Stanford  
Gary Payton, Oregon State
- 1990**  
Jud Buechler, Arizona  
Matt Muehlebach, Arizona  
Adam Keefe, Stanford  
Alex Austin, Arizona State  
Trevor Wilson, UCLA
- 2002**  
Sam Clancy, USC  
Brandon Granville, USC  
Jason Gardner, Arizona  
Salim Stoudamire, Arizona  
Luke Walton, Arizona
- 2003**  
James Davis, Oregon  
Desmon Farmer, USC  
Luke Jackson, Oregon  
Rory O'Neil, USC  
Luke Ridnour, Oregon  
Ray Young, UCLA
- 2004**  
Hassan Adams, Arizona  
Josh Childress, Stanford  
Luke Jackson, Oregon  
Andre Joseph, Oregon  
Matt Lottich, Stanford  
Nate Robinson, Washington

- 2005**  
Channing Frye, Arizona  
Matt Haryasz, Stanford  
Chris Hernandez, Stanford  
Nate Robinson, Washington  
Tre Simmons, Washington  
Salim Stoudamire, Arizona
- 2006**  
Arron Afflalo, UCLA  
Jordan Farmar, UCLA  
Chamberlain Oguchi, Oregon  
Leon Powe, California  
Brandon Roy, Washington  
Ayinde Ubaka, California
- 2007**  
Ryan Anderson, California  
Taj Gibson, USC  
Gabe Pruitt, USC  
Aaron Brooks, Oregon  
Bryce Taylor, Oregon  
Tajuan Porter, Oregon
- 2008**  
Darren Collison, UCLA  
Brook Lopez, Stanford  
Kevin Love, UCLA  
O.J. Mayo, USC  
Kyle Weaver, Washington State  
Russell Westbrook, UCLA
- 2009**  
DeMar DeRozan, USC  
Taj Gibson, USC  
Derek Glasser, Arizona State  
Daniel Hackett, USC  
James Harden, Arizona State  
Jeff Pendergraph, Arizona State
- 2010**  
Jamal Boykin, California  
Quincy Pondexter, Washington  
Jerome Randle, California  
Theo Robertson, California  
Michael Roll, UCLA  
Isaiah Thomas, Washington

- 2011**  
Jared Cunningham, Oregon State  
Terrence Ross, Washington  
E.J. Singler, Oregon  
Klay Thompson, Washington State  
Derrick Williams, Arizona  
Isaiah Thomas, Washington
- 2012**  
Jared Cunningham, Oregon State  
Kyle Fogg, Arizona  
Solomon Hill, Arizona  
Jesse Perry, Arizona  
Andre Roberson, Colorado  
Carlton Brown, Colorado
- 2013**  
Jahii Carson, Fr., Arizona State  
Jordan Adams, Fr., UCLA  
Larry Drew II, Sr., UCLA  
Arsalan Kazemi, Sr., Oregon  
Damyeon Dotson, Fr., Oregon  
Johnathan Loyd, Jr., Oregon
- 2014**  
Aaron Gordon, Fr., Arizona  
Nick Johnson, Jr., Arizona  
Askia Booker, Jr., Colorado  
Joe Young, Jr., Oregon  
Chasson Randle, Jr., Stanford  
Kyle Anderson, So., UCLA

- MOST OUTSTANDING PLAYER**
- 1987** Reggie Miller, UCLA (Sr.)  
**1988** Sean Elliott, ARIZ\* (Jr.)  
**1989** Sean Elliott, ARIZ\* (Sr.)  
**1990** Jud Buechler, ARIZ (Sr.)/  
Matt Muehlebach, ARIZ (Sr.)  
**2002** Luke Walton, ARIZ (Jr.)  
**2003** Luke Walton, ARIZ (Jr.)  
**2004** Josh Childress, STAN\* (Jr.)  
**2005** Salim Stoudamire, ARIZ (Sr.)  
**2006** Leon Powe, CAL (So.)  
**2007** Tajuan Porter, ORE (Fr.)  
**2008** Darren Collison, UCLA (Jr.)  
**2009** DeMar DeRozan, USC (Fr.)  
**2010** Isaiah Thomas, WASH (So.)  
**2011** Isaiah Thomas, WASH (Jr.)  
**2012** Carlton Brown, COLO (Sr.)  
**2013** Johnathan Loyd, ORE (Jr.)  
**2014** Kyle Anderson, UCLA (So.)

\* - Also named Pac-12 Player of the Year the same season.

## PAC-12 HALL OF HONOR

The Pac-12 Conference established the Pac-12 Hall of Honor in 2002. Each year, each Pac-12 institution will elect one individual to be inducted into the Hall of Honor.

### 2002 (Inaugural class)

Sean Elliott, Arizona  
Byron Scott, Arizona State  
Pete Newell, California  
John Dick, Oregon  
Gary Payton, Oregon State  
Hank Luisetti, Stanford  
John Wooden, UCLA  
Bill Sharman, USC  
Bob Houbregs, Washington  
Craig Ehlo, Washington State

### 2003

Steve Kerr, Arizona  
Ned Wulk, Arizona State  
Kevin Johnson, California  
Howard Hobson, Oregon  
Amory "Slats" Gill, Oregon State  
Todd Lichti, Stanford  
Kareem Abdul-Jabbar, UCLA  
Fred "Tex" Winter, USC  
Marv Harshman, Washington  
Jack Friel, Washington State

### 2004

Khalid Reeves, Arizona  
Lafayette "Fat" Lever, Arizona State  
Jason Kidd, California  
Ron Lee, Oregon  
Mel Counts, Oregon State  
Howard "Howie" Dallmar, Stanford  
Walt Hazzard, UCLA  
Bob Boyd, USC  
James Edwards, Washington  
George Raveling, Washington State

### 2005

Pete Williams, Arizona  
Joe Caldwell, Arizona State  
Darrall Imhoff, California  
Blair Rasmussen, Oregon  
Ed Lewis, Oregon State  
Rich Kelley, Stanford  
Gail Goodrich, UCLA  
John Rudometkin, USC  
Jack Nichols, Washington  
Gene Conley, Washington State

### 2006

Damon Stoudamire, Arizona  
Lionel Hollins, Arizona State  
Andy Wolfe, California  
Jim Loscutoff, Oregon  
Ralph Miller, Oregon State  
Adam Keefe, Stanford  
Don Barksdale, UCLA  
Dennis "Mo" Layton, USC  
Steve Hawes, Washington  
James Donaldson, Washington State

### 2007

Chris Mills, Arizona  
Eddie House, Arizona State  
Russ Critchfield, California  
Dick Harter, Oregon  
Steve Johnson, Oregon State  
George Yardley, Stanford  
Jamaal (Keith) Wilkes, UCLA  
Ron Reilly, USC  
Christian Welp, Washington  
Vince Hanson, Washington State

### 2008

Miles Simon, Arizona  
Alton Lister, Arizona State  
Charles Johnson, California  
Terrell Brandon, Oregon  
Ephraim J. Rocha, Oregon State  
Tom Dose, Stanford  
Marques Johnson, UCLA  
Paul Westphal, USC  
Louie Nelson, Washington  
Mark Hendrickson, Washington State

### 2009

Lute Olson, Arizona  
Royce Youree, Arizona State  
Nibs Price, California  
Greg Ballard, Oregon  
Paul Valenti, Oregon State  
Jim Pollard, Stanford  
Michael Warren, UCLA  
Gus Williams, USC  
Dettef Schrempf, Washington  
Isaac Fontaine, Washington State

### 2010

Mike Bibby, Arizona  
Jeremy Veal, Arizona State  
Earl Robinson, California  
Kenya Wilkins, Oregon  
Dave Gambee, Oregon State  
John Arrillaga, Stanford  
Reggie Miller, UCLA  
John Block, USC  
Eldridge Recasner, Washington  
Paul Lindemann, Washington State

### 2011

Michael Dickerson, Arizona  
Isaac Austin, Arizona State  
Bob McKeen, California  
Charlie Warren, Oregon  
Charlie White, Oregon State  
Brevin Knight, Stanford  
Don MacLean, UCLA  
Harold Miner, USC  
Todd MacCulloch, Washington  
Ray Sundquist, Washington State

### 2012

Richard Jefferson, Arizona  
Kurt Nimphius, Arizona State  
Lamond Murray, California  
Burdette Haldorson, Colorado  
Jim Barnett, Oregon  
A.C. Green, Oregon State  
George Selleck, Stanford  
Ed O'Bannon, UCLA  
Sam Barry, USC  
Arnie Ferrin, Utah  
George Irvine, Washington  
Steve Puidokas, Washington State

### 2013

Jason Gardner, Arizona  
Dennis Hamilton, Arizona State  
Shareef Abdur-Rahim, California  
Cliff Meely, Colorado  
Chuck Rask, Oregon  
Charlie Sitton, Oregon State  
Ron Tomasic, Stanford  
Lucius Allen, UCLA  
Forrest Twogood, USC  
Keith Van Horn, Utah  
Nate Robinson, Washington  
James McKean, Washington State

### 2014

Luke Walton, Arizona  
Verl Heap, Arizona State  
David Butler, California  
Ken Charlton, Colorado  
Frederick Jones, Oregon  
Lee Harman, Oregon State  
Mark Madsen, Stanford  
Tyus Edney, UCLA  
Wayne Carlander, USC  
Billy McGill, Utah  
Brandon Roy, Washington  
Ed Gayda, Washington State



▶ Pete Newell and his California Golden Bears celebrate the 1959 NCAA title.



▶ Oregon's "Tall Firs" won the first NCAA title in 1939.



▶ Lute Olson and the Arizona Wildcats captured the 1997 NCAA title.



▶ The 1963-64 UCLA Bruins, the first of the school's 11 NCAA Championship squads.







## 1935-36 (PCC)

NORTH	W	L	PCT	ALL
1. WASH	13	3	.812	25-7
2. OSU	10	6	.625	16-9
3. WSU	8	8	.500	22-8
4. ORE	7	9	.437	20-11
5. IDA	2	14	.125	2-14

SOUTH	W	L	PCT	ALL
1. STAN	8	4	.667	22-7
2. USC	8	4	.667	14-12
3. CAL	6	6	.500	13-16
4. UCLA	2	10	.167	10-13

South Playoff: STAN 39, USC 36  
 Playoff: STAN 60, WASH 39  
 STAN 48, WASH 38

## 1936-37 (PCC)

NORTH	W	L	PCT	ALL
1. WSU	11	5	.687	24-8
2. ORE	11	5	.687	20-9
3. WASH	11	5	.687	15-11
4. OSU	5	11	.312	11-14
5. IDA	2	14	.125	8-18

Playoff: WSU 42, ORE 25  
 WSU 36, WASH 33

SOUTH	W	L	PCT	ALL
1. STAN	10	2	.833	25-2
2. USC	8	4	.667	19-6
3. CAL	4	8	.333	17-10
4. UCLA	2	10	.167	6-13

Playoff: STAN 31, WSU 28  
 STAN 41, WSU 40

## 1937-38 (PCC)

NORTH	W	L	PCT	ALL
1. ORE	14	6	.700	25-8
2. WASH	13	7	.650	29-7
3. WSU	12	8	.600	19-11
4. IDA	12	8	.600	12-8
5. OSU	6	14	.300	17-16
6. MONT	3	17	.150	10-19

SOUTH	W	L	PCT	ALL
1. STAN	10	2	.833	21-3
2. CAL	8	4	.667	18-11
3. USC	6	6	.500	17-9
4. UCLA	0	12	.000	4-20

Playoff: STAN 52, ORE 39  
 STAN 59, ORE 51

## 1938-39 (PCC)

NORTH	W	L	PCT	ALL
1. ORE (NCAA*)	14	2	.875	29-5
2. WASH	11	5	.687	20-5
3. WSU	8	8	.500	23-10
4. OSU	6	10	.375	13-11
5. IDA	1	15	.062	12-19

SOUTH	W	L	PCT	ALL
1. CAL	9	3	.750	24-8
2. USC	9	3	.750	20-5
3. STAN	6	6	.500	16-9
4. UCLA	0	12	.000	7-20

\* - NCAA Champion  
 South Playoff: CAL 42, USC 36  
 Playoff: ORE 54, CAL 49  
 ORE 53, CAL 47

## 1939-40 (PCC)

NORTH	W	L	PCT	ALL
1. OSU	12	4	.750	27-11
2. ORE	10	6	.625	19-12
3. WSU	9	7	.562	23-10
4. WASH	6	10	.325	10-15
5. IDA	3	13	.187	11-15

SOUTH	W	L	PCT	ALL
1. USC (NCAA*)	10	2	.833	20-3
2. STAN	6	6	.500	14-9
3. CAL	5	7	.467	15-17
4. UCLA	3	9	.250	8-17

\* - NCAA third place (tie)  
 Playoff: USC 53, OSU 41  
 USC 62, OSU 26

## 1940-41 (PCC)

NORTH	W	L	PCT	ALL
1. WSU (NCAA*)	13	3	.812	26-6
2. OSU	9	7	.562	19-9
3. ORE	7	9	.437	18-18
4. WASH	7	9	.437	12-13
5. IDA	4	12	.250	14-15

SOUTH	W	L	PCT	ALL
1. STAN	10	2	.833	21-5
2. CAL	6	6	.500	15-12
3. USC	6	6	.500	15-10
4. UCLA	2	10	.167	6-20

\* - NCAA runner-up  
 Playoff: WSU 46, STAN 43  
 WSU 44, STAN 40

## 1941-42 (PCC)

NORTH	W	L	PCT	ALL
1. OSU	11	5	.688	18-9
2. WASH	10	6	.625	18-7
3. WSU	9	7	.562	21-8
4. ORE	7	9	.437	12-15
5. IDA	3	13	.187	12-16

SOUTH	W	L	PCT	ALL
1. STAN (NCAA*)	11	1	.917	28-4
2. USC	7	5	.583	12-8
3. CAL	4	8	.333	11-19
4. UCLA	2	10	.167	5-18

\* - NCAA Champion  
 Playoff: STAN 41, OSU 28  
 OSU 42, STAN 33  
 STAN 40, OSU 35

## 1942-43 (PCC)

NORTH	W	L	PCT	ALL
1. WASH (NCAA)	12	4	.750	24-7
2. ORE	10	6	.625	19-10
3. WSU	9	7	.562	19-11
4. OSU	8	8	.500	19-9
5. IDA	1	15	.062	14-20

SOUTH	W	L	PCT	ALL
1. USC	7	1	.875	23-5
2. UCLA	4	4	.500	14-7
3. STAN	4	4	.500	10-11
4. CAL	1	7	.125	9-15

Playoff: WASH 53, USC 51  
 WASH 52, USC 45

## 1943-44 (PCC)

NORTH	W	L	PCT	ALL
1. WASH	15	1	.937	26-6
2. ORE	11	5	.687	16-10
3. IDA	5	11	.312	7-16
4. OSU	5	11	.312	8-16
5. WSU	4	12	.250	8-19

SOUTH	W	L	PCT	ALL
1. CAL	4	0	1.000	7-3
2. UCLA	3	3	.500	10-10
3. USC	1	5	.167	8-12

No Conference playoff held.

## 1944-45 (PCC)

NORTH	W	L	PCT	ALL
1. ORE (NCAA)	11	5	.687	30-15
2. WSU	11	5	.687	23-13
3. OSU	10	6	.625	20-8
4. WASH	5	11	.312	22-18
5. IDA	3	13	.188	13-20

Playoff: ORE 51, WSU 41  
 WSU 53, ORE 48  
 ORE 39, WSU 37

SOUTH	W	L	PCT	ALL
1. UCLA	3	1	.750	12-12
2. USC	2	2	.500	15-9
3. CAL	1	3	.250	7-8

No Conference playoff held.

## 1945-46 (PCC)

NORTH	W	L	PCT	ALL
1. IDA	11	5	.687	23-11
2. OSU	10	6	.625	13-11
3. ORE	8	8	.500	16-17
4. WASH	6	10	.375	14-14
5. WSU	5	11	.312	16-13

SOUTH	W	L	PCT	ALL
1. CAL (NCAA*)	11	1	.917	30-6
2. USC	8	4	.667	14-7
3. UCLA	5	7	.417	8-16
4. STAN	0	12	.000	6-18

\* - NCAA fourth place  
 Playoff: CAL 52, IDA 37  
 IDA 28, CAL 23  
 CAL 53, IDA 36

## 1946-47 (PCC)

NORTH	W	L	PCT	ALL
1. OSU (NCAA)	13	3	.812	28-5
2. WSU	11	5	.687	23-10
3. WASH	8	8	.500	16-8
4. ORE	7	9	.437	18-9
5. IDA	1	15	.062	4-24

SOUTH	W	L	PCT	ALL
1. UCLA	9	3	.750	18-7
2. CAL	8	4	.667	20-11
3. STAN	5	7	.417	15-16
4. USC	2	10	.167	10-14

Playoff: OSU 69, UCLA 52  
 OSU 63, UCLA 46

## 1947-48 (PCC)

NORTH	W	L	PCT	ALL
1. WASH (NCAA)	10	6	.625	23-11
2. OSU	10	6	.625	21-13
3. WSU	9	7	.563	19-10
4. ORE	8	8	.500	18-11
5. IDA	3	13	.188	17-15

Playoff: WASH 59, OSU 42

SOUTH	W	L	PCT	ALL
1. CAL	11	1	.917	25-9
2. USC	7	5	.583	14-10
3. UCLA	3	9	.250	12-13
4. STAN	3	9	.250	15-11

Playoff: CAL 64, WASH 51  
 WASH 64, CAL 57  
 WASH 54, CAL 49

## 1948-49 (PCC)

NORTH	W	L	PCT	ALL
1. OSU (NCAA*)	12	4	.750	24-12
2. WSU	8	8	.500	21-9
3. ORE	7	9	.437	12-18
4. IDA	7	9	.437	17-15
5. WASH	6	10	.375	11-15

SOUTH	W	L	PCT	ALL
1. UCLA	10	2	.714	22-7
2. USC	8	4	.667	14-10
3. STAN	5	7	.417	19-9
4. CAL	1	11	.083	14-19

\* - NCAA fourth place  
 Playoff: OSU 53, UCLA 41  
 UCLA 47, OSU 39  
 OSU 41, UCLA 35

## 1949-50 (PCC)

NORTH	W	L	PCT	ALL
1. WSU	11	5	.687	19-13
2. WASH	8	8	.500	19-10
3. OSU	8	8	.500	13-14
4. IDA	7	9	.437	15-17
5. ORE	6	10	.375	9-19

SOUTH	W	L	PCT	ALL
1. UCLA (NCAA)	10	2	.833	24-7
2. USC	7	5	.583	16-8
3. CAL	4	8	.333	10-17
4. STAN	3	9	.250	11-14

Playoff: UCLA 60, WSU 58  
 UCLA 52, WSU 49

## 1950-51 (PCC)

NORTH	W	L	PCT	ALL
1. WASH (NCAA)	11	5	.688	24-6
2. ORE	10	6	.625	18-13
3. WSU	7	9	.438	17-15
4. IDA	6	10	.375	15-14
5. OSU	6	10	.375	14-18

SOUTH	W	L	PCT	ALL
1. UCLA	8	4	.667	19-10
2. USC	8	4	.667	21-6
3. STAN	5	7	.417	12-14
4. CAL	3	9	.250	16-16

South Playoff: UCLA 49, USC 41  
 Playoff: WASH 70, UCLA 51  
 WASH 71, UCLA 54

**1951-52 (PCC)**

	W	L	PCT	ALL
1. WASH	14	2	.875	25-6
2. IDA	9	7	.653	19-13
3. ORE	8	8	.500	14-16
4. WSU	6	10	.375	19-16
5. OSU	3	13	.188	9-19

**SOUTH**

	W	L	PCT	ALL
1. UCLA (NCAA)	8	4	.667	19-12
2. STAN	6	6	.500	19-8
3. CAL	6	6	.500	17-13
4. USC	4	8	.333	16-14

Playoff: UCLA 65, WASH 53  
WASH 53, UCLA 50  
UCLA 60, WASH 50

**1952-53 (PCC)**

NORTH	W	L	PCT	ALL
1. WASH (NCAA*)	15	1	.938	30-3
2. IDA	8	8	.500	15-12
3. ORE	8	8	.500	14-14
4. OSU	6	10	.375	11-18
5. WSU	3	13	.188	7-27

**SOUTH**

	W	L	PCT	ALL
1. CAL	9	3	.750	16-10
2. USC	7	5	.583	17-5
3. UCLA	6	6	.500	16-8
4. STAN	2	10	.167	7-20

\* - NCAA third place  
Playoff: WASH 60, CAL 47  
WASH 80, CAL 57

**1953-54 (PCC)**

NORTH	W	L	PCT	ALL
1. OSU	11	5	.687	22-8
2. IDA	9	7	.563	15-8
3. ORE	9	7	.563	17-10
4. WASH	7	9	.437	8-18
5. WSU	4	12	.250	10-17

**SOUTH**

	W	L	PCT	ALL
1. USC (NCAA*)	8	4	.667	19-14
2. UCLA	7	5	.583	18-7
3. CAL	6	6	.500	17-7
4. STAN	3	9	.250	15-10

\* - NCAA fourth place  
Playoff: USC 53, OSU 48  
OSU 65, USC 47  
USC 48, OSU 45

**1954-55 (PCC)**

NORTH	W	L	PCT	ALL
1. OSU (NCAA)	15	1	.938	22-8
2. ORE	8	8	.500	13-13
3. WASH	7	9	.438	13-12
4. WSU	5	11	.313	11-15
5. IDA	5	11	.313	8-18

**SOUTH**

	W	L	PCT	ALL
1. UCLA	11	1	.917	21-5
2. STAN	7	5	.583	17-8
3. USC	5	7	.417	14-11
4. CAL	1	11	.083	9-16

Playoff: OSU 82, UCLA 75  
OSU 82, UCLA 64

**1955-56 (PCC)**

	W	L	PCT	ALL
1. UCLA (NCAA)	16	0	1.000	22-6
2. WASH	11	5	.688	15-11
3. STAN	10	6	.625	18-6
4. CAL	10	6	.625	17-8
5. USC	9	7	.563	14-12
6. ORE	5	11	.313	11-15
7. OSU	5	11	.313	8-18
8. IDA	4	12	.250	6-19
9. WSU	2	14	.125	4-22

**1956-57 (PCC)**

	W	L	PCT	ALL
1. CAL (NCAA)	14	2	.875	21-5
2. UCLA	13	3	.813	22-4
3. WASH	13	3	.813	17-9
4. USC	9	7	.563	16-12
5. STAN	7	9	.438	11-15
6. OSU	6	10	.375	11-15
7. IDA	4	12	.250	10-16
8. WSU	4	12	.250	8-18
9. ORE	2	14	.125	4-21

**1957-58 (PCC)**

	W	L	PCT	ALL
1. OSU	12	4	.750	20-6
2. CAL (NCAA)	12	4	.750	19-9
3. UCLA	10	6	.625	16-10
4. IDA	9	7	.563	17-9
5. USC	8	8	.500	12-13
6. STAN	7	9	.438	12-13
7. ORE	6	10	.375	13-11
8. WASH	5	11	.313	8-18
9. WSU	3	13	.188	7-19

**1958-59 (PCC)**

	W	L	PCT	ALL
1. CAL (NCAA*)	14	2	.875	25-4
2. WASH	11	5	.688	18-8
3. UCLA	10	6	.625	16-9
4. STAN	10	6	.625	16-9
5. USC	8	8	.500	15-11
6. OSU	7	9	.438	13-13
7. IDA	6	10	.375	12-14
8. ORE	3	13	.188	9-16
9. WSU	3	13	.188	10-16

\* - NCAA Champion

**1959-60 (AAWU)**

	W	L	PCT	ALL
1. CAL (NCAA*)	11	1	.917	28-2
2. UCLA	7	5	.583	14-12
3. USC (NCAA)	5	7	.417	16-11
4. STAN	4	7	.364	11-14
5. WASH	2	9	.182	15-13

\* - NCAA runner-up

**1960-61 (AAWU)**

	W	L	PCT	ALL
1. USC (NCAA)	9	3	.750	21-8
2. UCLA	7	5	.583	18-8
3. WASH	6	6	.500	13-13
4. CAL	5	7	.417	16-10
5. STAN	3	9	.250	7-17

**1961-62 (AAWU)**

	W	L	PCT	ALL
1. UCLA (NCAA*)	10	2	.833	18-11
2. STAN	8	4	.667	16-6
3. WASH	5	7	.417	16-10
4. USC	5	7	.417	14-11
5. CAL	2	10	.167	8-17

\* - NCAA fourth place

**1962-63 (AAWU)**

	W	L	PCT	ALL
1. UCLA (NCAA)	7	5	.583	20-9
2. STAN	7	5	.583	16-9
3. USC	6	6	.500	20-9
4. WASH	6	6	.500	13-13
5. CAL	4	8	.333	13-11

**1963-64 (AAWU)**

	W	L	PCT	ALL
1. UCLA (NCAA*)	15	0	1.000	30-0
2. STAN	9	6	.600	15-10
3. CAL	8	7	.533	13-14
4. USC	6	9	.400	10-16
5. WASH	5	10	.333	9-17
6. WSU	2	13	.133	5-21

\* - NCAA Champion

**1964-65 (AAWU)**

	W	L	PCT	ALL
1. UCLA (NCAA*)	14	0	1.000	28-2
2. STAN	9	5	.643	15-8
3. USC	8	6	.571	14-12
4. OSU	7	7	.500	16-10
5. WSU	6	8	.429	9-17
6. WASH	5	9	.357	9-16
7. CAL	4	10	.286	8-15
8. ORE	3	11	.214	9-17

\* - NCAA Champion

**1965-66 (AAWU)**

	W	L	PCT	ALL
1. OSU (NCAA)	12	2	.857	21-7
2. UCLA	10	4	.714	18-8
3. STAN	8	6	.571	13-12
4. WSU	6	8	.429	15-11
5. ORE	6	8	.429	13-13
6. USC	6	8	.429	13-13
7. WASH	4	10	.286	10-15
8. CAL	4	10	.286	9-16

**1966-67 (AAWU)**

	W	L	PCT	ALL
1. UCLA (NCAA*)	14	0	1.000	30-0
2. WSU	8	6	.571	15-11
3. OSU	8	6	.571	14-14
4. STAN	7	7	.500	15-11
5. CAL	6	8	.429	17-10
6. WASH	6	8	.429	13-12
7. USC	6	8	.429	13-12
8. ORE	1	13	.071	9-17

\* - NCAA Champion

**1967-68 (AAWU)**

	W	L	PCT	ALL
1. UCLA (NCAA*)	14	0	1.000	29-1
2. USC	11	3	.786	18-8
3. WSU	8	6	.571	16-9
4. CAL	7	7	.500	16-9
5. OSU	5	9	.357	12-13
6. STAN	5	9	.357	11-15
7. WASH	4	10	.286	12-14
8. ORE	2	12	.143	7-19

\* - NCAA Champion

**1968-69 (Pac-8)**

	W	L	PCT	ALL
1. UCLA (NCAA*)	13	1	.929	29-1
2. WSU	11	3	.786	18-8
3. USC	8	6	.571	15-11
4. WASH	6	8	.429	13-13
5. ORE	5	9	.357	13-13
6. OSU	5	9	.357	12-14
7. CAL	4	10	.286	12-13
8. STAN	4	10	.286	8-17

\* - NCAA Champion

**1969-70 (Pac-8)**

	W	L	PCT	ALL
1. UCLA (NCAA*)	12	2	.857	28-2
2. WSU	9	5	.643	19-7
3. USC	9	5	.643	18-8
4. ORE	8	6	.571	17-9
5. WASH	7	7	.500	17-9
6. CAL	5	9	.357	11-15
7. OSU	4	10	.286	10-16
8. STAN	2	12	.143	5-20

\* - NCAA Champion

**1970-71 (Pac-8)**

	W	L	PCT	ALL
1. UCLA (NCAA*)	14	0	1.000	29-1
2. USC	12	2	.857	24-2
3. ORE	8	6	.571	17-9
4. CAL	8	6	.571	16-9
5. WASH	6	8	.429	15-13
6. OSU	4	10	.286	12-14
7. WSU	2	12	.143	12-14
8. STAN	2	12	.143	6-20

\* - NCAA Champion

**1971-72 (Pac-8)**

	W	L	PCT	ALL
1. UCLA (NCAA*)	14	0	1.000	30-0
2. WASH	10	4	.714	20-6
3. OS				

1973-74 (Pac-8)

	W	L	PCT	ALL
1. UCLA (NCAA*)	12	2	.857	26-4
2. USC	11	3	.785	24-5
3. ORE	9	5	.643	15-11
4. WASH	7	7	.500	16-10
5. OSU	6	8	.429	13-13
6. STAN	5	9	.357	11-14
7. CAL	3	11	.214	9-17
8. WSU	3	11	.214	8-21

\* - NCAA third place

1974-75 (Pac-8)

	W	L	PCT	ALL
1. UCLA (NCAA*)	12	2	.857	28-3
2. OSU (NCAA)	10	4	.714	19-12
3. USC	8	6	.571	18-8
4. CAL	7	7	.500	17-9
5. ORE (NIT^)	6	8	.429	21-9
6. WASH	6	8	.429	16-10
7. STAN	6	8	.429	12-14
8. WSU	1	13	.071	10-16

\* - NCAA Champion

^ - NIT third place

1975-76 (Pac-8)

	W	L	PCT	ALL
1. UCLA (NCAA*)	12	2	.857	27-5
2. OSU^	10	4	.714	18-9
3. ORE (NIT)	10	4	.714	19-11
4. WASH (NCAA)	9	5	.643	22-6
5. WSU	8	6	.571	18-8
6. CAL	4	10	.286	12-14
7. STAN	3	11	.214	9-18
8. USC	0	14	.000	11-16

\* - NCAA third place

^ - OSU record does not include forfeits of 15 wins – including seven Conference victories – as required by the NCAA as a result of an ineligible player participating under a court order.

1976-77 (Pac-8)

	W	L	PCT	ALL
1. UCLA (NCAA)	11	3	.786	24-5
2. ORE (NIT)	9	5	.643	19-10
3. WSU	8	6	.571	19-8
4. WASH	8	6	.571	17-10
5. OSU	8	6	.571	16-13
6. CAL	7	7	.500	12-15
7. STAN	3	11	.214	11-16
8. USC	2	12	.143	6-20

1977-78 (Pac-8)

	W	L	PCT	ALL
1. UCLA (NCAA)	14	0	1.000	25-3
2. OSU	9	5	.643	16-11
3. WSU	7	7	.500	16-11
4. USC	7	7	.500	14-13
5. ORE	6	8	.429	16-11
6. WASH	6	8	.429	14-13
7. CAL	4	10	.286	11-16
8. STAN	3	11	.214	13-14

1978-79 (Pac-10)

	W	L	PCT	ALL
1. UCLA (NCAA)	15	3	.833	25-5
2. USC (NCAA)	14	4	.778	20-9
3. OSU (NIT)	11	7	.611	18-10
4. WSU	10	8	.556	18-9
5. ARIZ	10	8	.556	16-11
6. ASU	7	11	.389	16-14
7. ORE	7	11	.389	12-15
8. STAN	6	12	.333	12-15
9. WASH	6	12	.333	11-16
10. CAL	4	14	.222	6-21

1979-80 (Pac-10)

	W	L	PCT	ALL
1. OSU (NCAA)^	16	2	.889	26-4
2. ASU (NCAA)	15	3	.833	22-7
3. WSU (NCAA)	14	4	.778	22-6
4. UCLA (NCAA*)	12	6	.667	22-10
5. WASH (NIT)	9	9	.500	18-10
6. ARIZ	6	12	.333	12-15
7. USC	5	13	.278	12-15
8. ORE	5	13	.278	10-17
9. STAN	5	13	.278	7-19
10. CAL	3	15	.167	8-19

\* - NCAA runner-up. Postseason record of 5-1 later vacated.

^ - Postseason record of 0-1 later vacated.

1980-81 (Pac-10)

	W	L	PCT	ALL
1. OSU (NCAA)	17	1	.944	26-2
2. ASU (NCAA)	16	2	.889	24-4
3. UCLA (NCAA)	13	5	.722	20-7
4. USC	9	9	.500	14-13
5. WASH	8	10	.444	14-13
6. ARIZ	8	10	.444	13-14
7. ORE	6	12	.333	13-14
8. CAL	5	13	.278	13-14
9. STAN	5	13	.278	9-18
10. WSU	3	15	.167	10-17

^ - Postseason record of 0-1 later vacated.

1981-82 (Pac-10)

	W	L	PCT	ALL
1. OSU (NCAA)	16	2	.889	25-5
2. UCLA	14	4	.778	21-6
3. USC (NCAA)	13	5	.722	19-9
4. WASH (NIT)	11	7	.611	19-10
5. WSU	10	8	.556	16-14
6. CAL	8	10	.444	14-13
7. ASU	8	10	.444	13-14
8. ORE	4	14	.222	9-18
9. ARIZ	4	14	.222	9-18
10. STAN	2	16	.111	7-20

^ - Postseason record of 2-1 later vacated.

1982-83 (Pac-10)

	W	L	PCT	ALL
1. UCLA (NCAA)	15	3	.833	23-6
2. WSU (NCAA)	14	4	.778	23-7
3. OSU (NIT)	12	6	.667	20-11
4. ASU (NIT)	12	6	.667	19-14
5. USC	11	7	.611	17-11
6. WASH	7	11	.389	16-15
7. CAL	7	11	.389	14-14
8. STAN	6	12	.333	14-14
9. ORE	5	13	.278	9-18
10. ARIZ	1	17	.056	4-24

1983-84 (Pac-10)

	W	L	PCT	ALL
1. WASH (NCAA)	15	3	.833	24-7
2. OSU (NCAA)	15	3	.833	22-7
3. ORE (NIT)	11	7	.611	16-13
4. UCLA	10	8	.556	17-11
5. STAN	8	10	.444	19-12
6. ASU	8	10	.444	13-15
7. ARIZ	8	10	.444	11-17
8. USC	6	12	.333	11-20
9. CAL	5	13	.278	12-16
10. WSU	4	14	.222	10-18

1984-85 (Pac-10)

	W	L	PCT	ALL
1. WASH (NCAA)	13	5	.722	22-10
2. USC (NCAA)	13	5	.722	19-10
3. OSU (NCAA)	12	6	.667	22-9
4. ARIZ (NCAA)	12	6	.667	21-10
5. UCLA (NIT*)	12	6	.667	21-12
6. ORE	8	10	.444	15-16
7. ASU	7	11	.389	12-16
8. WSU	5	13	.278	13-15
9. CAL	5	13	.278	13-15
10. STAN	3	15	.167	11-17

\* - NIT Champion

1985-86 (Pac-10)

	W	L	PCT	ALL
1. ARIZ (NCAA)	14	4	.778	23-9
2. WASH (NCAA)	13	5	.722	19-12
3. CAL (NIT)	11	7	.611	19-10
4. UCLA (NIT)	9	9	.500	15-14
5. ASU	8	10	.444	14-14
6. WSU	8	10	.444	15-16
7. STAN	8	10	.444	14-16
8. OSU	8	10	.444	12-15
9. ORE	6	12	.333	11-17
10. USC	5	13	.278	11-17

1986-87 (Pac-10)

	W	L	PCT	ALL
1. UCLA* (NCAA)	14	4	.778	25-7
2. ARIZ (NCAA)	13	5	.722	18-12
3. WASH (NIT)	10	8	.556	20-15
4. CAL (NIT)	10	8	.556	20-15
5. OSU (NIT)	10	8	.556	19-11
6. STAN	9	9	.500	15-13
7. ORE	8	10	.444	16-14
8. ASU	6	12	.333	11-17
9. WSU	6	12	.333	10-18
10. USC	4	14	.222	9-19

\* - Pac-10 Tournament Champion

1987-88 (Pac-10)

	W	L	PCT	ALL
1. ARIZ* (NCAA^)	17	1	.944	35-3
2. OSU (NCAA)	12	6	.667	20-11
3. UCLA	12	6	.667	16-14
4. STAN (NIT)	11	7	.611	21-12
5. ORE (NIT)	10	8	.556	16-14
6. WSU	7	11	.389	13-16
7. ASU	6	12	.333	13-16
8. USC	5	13	.278	7-21
9. CAL	5	13	.278	9-20
10. WASH	5	13	.278	10-19

\* - Pac-10 Tournament Champion

^ - NCAA third place (tie)

1988-89 (Pac-10)

	W	L	PCT	ALL
1. ARIZ* (NCAA)	17	1	.944	29-4
2. STAN (NCAA)	15	3	.833	26-7
3. UCLA (NCAA)	13	5	.722	21-10
4. OSU (NCAA)	13	5	.722	22-8
5. CAL (NIT)	10	8	.556	20-13
6. WASH	8	10	.444	12-16
7. ASU	5	13	.278	12-16
8. WSU	4	14	.222	10-19
9. ORE	3	15	.167	8-21
10. USC	2	16	.111	10-22

\* - Pac-10 Tournament Champion

1989-90 (Pac-10)

	W	L	PCT	ALL
1. OSU (NCAA)	15	3	.833	22-7
2. ARIZ* (NCAA)	15	3	.833	25-7
3. CAL (NCAA)	12	6	.667	22-10
4. UCLA (NCAA)	11	7	.611	22-11
5. ORE (NIT)	10	8	.556	15-14
6. STAN (NIT)	9	9	.500	18-12
7. USC	6	12	.333	12-16
8. ASU (NIT)	6	12	.333	15-16
9. WASH	5	13	.278	11-17
10. WSU	1	17	.056	7-22

\* - Pac-10 Tournament Champion

1990-91 (Pac-10)

	W	L	PCT	ALL
1. ARIZ (NCAA)	14	4	.778	28-7
2. UCLA (NCAA)	11	7	.611	23-9
3. ASU (NCAA)	10	8	.556	20-10
4. USC (NCAA)	10	8	.556	19-10
5. STAN (NIT*)	8	10	.444	20-13
6. WSU	8	10	.444	16-12
7. OSU	8	10	.444	14-14
8. ORE	8	10	.444	13-15
9. CAL	8	10	.444	13-15
10. WASH	5	13	.278	14-14

\* - NIT Champion

1991-92 (Pac-10)

	W	L	PCT	ALL
1. UCLA (NCAA)	16	2	.889	28-5
2. USC (NCAA)	15	3	.833	24-6
3. ARIZ (NCAA)	13	5	.722	24-7
4. STAN (NCAA)	10	8	.556	18-11
5. WSU (NIT)	9	9	.500	22-11
6. ASU (NIT)	9	9	.500	19-14
7. OSU	7	11	.389	15-16
8. WASH	5	13	.278	12-17
9. CAL	4	14	.222	10-18
10. ORE	2	16	.111	6-21

1992-93 (Pac-10)

	W	L	PCT	ALL
1. ARIZ (NCAA)	17	1	.944	24-4
2. CAL (NCAA)	12	6	.667	21-9
3. UCLA (NCAA)	11	7	.611	22-11
4. ASU (NIT)	11	7	.611	18-10
5. USC (NIT)	9	9	.500	18-12
6. WSU	9	9	.500	15-12
7. OSU	9	9	.500	13-14
8. WASH	7	11	.389	13-14
9. ORE	3	15	.177	10-20
10. STAN	2	16	.111	7-23

# YEARLY CONFERENCE STANDINGS

## 1993-94 (Pac-10)

	W	L	PCT	ALL
1. ARIZ (NCAA*)	14	4	.778	29-6
2. UCLA (NCAA)	13	5	.722	21-7
3. CAL (NCAA)	13	5	.722	22-8
4. WSU (NCAA)	10	8	.556	20-11
5. STAN (NIT)	10	8	.556	17-11
6. ASU (NIT)	10	8	.556	15-13
7. USC (NIT)	9	9	.500	16-12
8. ORE	6	12	.333	10-17
9. WASH	3	15	.167	5-22
10. OSU	2	16	.125	6-21

\* - NCAA third place (tie)

## 1994-95 (Pac-10)

	W	L	PCT	ALL
1. UCLA (NCAA*)	16	2	.889	31-2
2. ARIZ (NCAA)	13	5	.722	23-8
3. ASU (NCAA)%	12	6	.667	24-9
4. ORE (NCAA)	11	7	.611	19-9
5. STAN (NCAA)	10	8	.556	20-9
6. WSU (NIT)	10	8	.556	18-12
7. OSU	6	12	.333	9-18
8. CAL^	5	13	.333	13-14
9. WASH	5	13	.278	9-18
10. USC	2	16	.111	7-21

^ As required by the NCAA, California later forfeited five league wins and 13 victories overall due to the participation of an ineligible player. Additional wins were credited to Arizona, UCLA and Washington. Two additional wins were granted to USC.

& - Postseason record of 2-1 later vacated.

\* - NCAA Champion

## 1995-96 (Pac-10)

	W	L	PCT	ALL
1. UCLA (NCAA)	16	2	.889	23-8
2. ARIZ (NCAA)	13	5	.722	26-7
3. STAN (NCAA)	12	6	.667	20-9
4. CAL^ (NCAA)	11	7	.611	17-10
5. WASH (NIT)	9	9	.500	16-12
6. ORE	9	9	.500	16-13
7. WSU (NIT)	8	10	.444	17-12
8. ASU	6	12	.333	11-16
9. USC	4	14	.222	11-19
10. OSU	2	16	.111	4-23

^ As required by the NCAA, California later forfeited nine league wins and 15 victories overall due to the participation of an ineligible player. Additional victories were awarded to Arizona, Arizona State, Oregon, Stanford and Washington State. Oregon State and USC were granted two victories each.

## 1996-97 (Pac-10)

	W	L	PCT	ALL
1. UCLA (NCAA)	15	3	.833	24-8
2. STAN (NCAA)	12	6	.667	22-8
3. CAL (NCAA)	12	6	.667	23-9
4. USC (NCAA)	12	6	.667	17-11
5. ARIZ (NCAA*)	11	7	.611	25-9
6. WASH (NIT)	10	8	.556	17-11
7. ORE (NIT)	8	10	.444	17-11
8. WSU	5	13	.278	13-17
9. OSU	3	15	.167	7-20
10. ASU	2	16	.111	10-20

\* - NCAA Champion

## 1997-98 (Pac-10)

	W	L	PCT	ALL
1. ARIZ (NCAA)	17	1	.944	30-5
2. STAN (NCAA)	15	3	.833	30-5
3. UCLA (NCAA)	12	6	.667	24-9
4. WASH (NCAA)	11	7	.611	20-10
5. ASU (NIT)	8	10	.444	18-14
6. ORE	8	10	.444	13-14
7. CAL	8	10	.444	12-15
8. USC	5	13	.278	9-19
9. OSU	3	15	.167	13-17
10. WSU	3	15	.167	10-19

## 1998-99 (Pac-10)

	W	L	PCT	ALL
1. STAN (NCAA)	15	3	.833	26-7
2. ARIZ (NCAA)%	13	5	.722	22-7
3. UCLA (NCAA)#	12	6	.667	22-9
4. WASH (NCAA)	10	8	.556	17-12
5. CAL (NIT*)	8	10	.444	22-11
6. ORE (NIT^)	8	10	.444	19-13
7. USC	7	11	.389	15-13
8. OSU	7	11	.389	13-14
9. ASU	6	12	.333	14-16
10. WSU	4	14	.222	10-19

\* - NIT Champion

^ - NIT Final Four (4th place)

% - Postseason record of 0-1 later vacated.

# - Postseason record of 0-1 later vacated.

## 1999-2000 (Pac-10)

	W	L	PCT	ALL
1. STAN (NCAA)	15	3	.833	27-4
2. ARIZ (NCAA)	15	3	.833	27-7
3. ORE (NCAA)	13	5	.722	22-8
4. UCLA (NCAA)	10	8	.555	21-12
5. ASU (NIT)	10	8	.555	19-13
6. USC	9	9	.500	16-14
7. CAL (NIT)	7	11	.389	18-15
8. OSU	5	13	.278	13-16
9. WASH	5	13	.278	10-20
10. WSU	1	17	.056	6-22

## 2000-01 (Pac-10)

	W	L	PCT	ALL
1. STAN (NCAA)	16	2	.889	31-3
2. ARIZ (NCAA*)	15	3	.833	28-8
3. UCLA (NCAA)	14	4	.778	23-9
4. USC (NCAA)	11	7	.611	24-10
5. CAL (NCAA)	11	7	.611	20-11
6. ORE	5	13	.278	14-14
7. ASU	5	13	.278	13-16
8. WSU	5	13	.278	12-16
9. OSU	4	14	.222	10-20
10. WASH	4	14	.222	10-20

\* - NCAA runner-up

## 2001-02 (Pac-10)

	W	L	PCT	ALL
1. ORE (NCAA)	14	4	.777	26-9
2. CAL (NCAA)	12	6	.667	23-9
3. ARIZ* (NCAA)	12	6	.667	24-10
4. USC (NCAA)	12	6	.667	22-10
5. STAN (NCAA)	12	6	.667	20-10
6. UCLA (NCAA)	11	7	.611	21-12
7. ASU (NIT)	7	11	.388	14-15
8. WASH	5	13	.278	11-18
9. OSU	4	14	.222	12-17
10. WSU	1	17	.056	6-21

\* - Pac-10 Tournament Champion

## 2002-03 (Pac-10)

	W	L	PCT	ALL
1. ARIZ (NCAA)	17	1	.944	28-4
2. STAN (NCAA)	14	4	.778	24-9
3. CAL (NCAA)	13	5	.722	22-9
4. ASU (NCAA)	11	7	.611	20-12
5. ORE* (NCAA)	10	8	.556	23-10
6. OSU	6	12	.333	13-15
7. USC	6	12	.333	13-17
8. UCLA	6	12	.333	10-19
9. WASH	5	13	.278	10-17
10. WSU	2	16	.111	7-20

\* - Pac-10 Tournament Champion

## 2003-04 (Pac-10)

	W	L	PCT	ALL
1. STAN* (NCAA)	17	1	.944	30-2
2. WASH (NCAA)	12	6	.667	19-12
3. ARIZ (NCAA)	11	7	.611	20-10
4. ORE (NIT)	9	9	.500	18-13
5. CAL	9	9	.500	13-15
6. USC	8	10	.444	13-15
7. WSU	7	11	.389	13-16
8. UCLA	7	11	.389	11-17
9. OSU	6	12	.333	12-16
10. ASU	4	14	.222	10-17

\* - Pac-10 Tournament Champion

## 2004-05 (Pac-10)

	W	L	PCT	ALL
1. ARIZ (NCAA)	15	3	.833	30-7
2. WASH* (NCAA)	14	4	.777	29-6
3. UCLA (NCAA)	11	7	.611	18-11
4. STAN (NCAA)	11	7	.611	18-13
5. OSU (NIT)	8	10	.444	17-15
6. ASU (NIT)	7	11	.389	18-14
7. WSU	7	11	.389	12-16
8. ORE	6	12	.333	14-13
9. CAL	6	12	.333	13-16
10. USC	5	13	.278	12-17

\* - Pac-10 Tournament Champion

## 2005-06 (Pac-10)

	W	L	PCT	ALL
1. UCLA* (NCAA^)	14	4	.778	32-7
2. WASH (NCAA)	13	5	.722	26-7
3. CAL (NCAA)	12	6	.667	20-11
4. ARIZ (NCAA)	11	7	.611	20-13
5. STAN (NIT)	11	7	.611	16-14
6. USC	8	10	.444	17-13
7. ORE	7	11	.389	15-18
8. OSU	5	13	.278	13-18
9. ASU	5	13	.278	11-17
10. WSU	4	14	.222	11-17

\* - Pac-10 Tournament Champion

^ - NCAA runner-up

## 2006-07 (Pac-10)

	W	L	PCT	ALL
1. UCLA (NCAA^)	15	3	.833	30-6
2. WSU (NCAA)	13	5	.722	26-8
3. ORE* (NCAA)	11	7	.611	29-8
4. USC (NCAA)	11	7	.611	25-12
5. ARIZ (NCAA)	11	7	.611	20-11
6. STAN (NCAA)	10	8	.556	18-13
7. WASH	8	10	.444	19-13
8. CAL	6	12	.333	16-17
9. OSU	3	15	.167	11-21
10. ASU	2	16	.111	8-22

\* - Pac-10 Tournament Champion

^ - NCAA Final Four

## 2007-08 (Pac-10)

	W	L	PCT	ALL
1. UCLA* (NCAA^)	16	2	.889	35-4
2. STAN (NCAA)	13	5	.722	28-8
3. WSU (NCAA)	11	7	.600	26-9
4. USC (NCAA)&	11	7	.600	21-12
5. ASU (NIT)	9	9	.500	21-13
6. ORE (NCAA)	9	9	.500	18-14
7. ARIZ (NCAA)%	8	10	.444	19-15
8. WASH (CBI)	7	11	.389	16-17
9. CAL (NIT)	6	12	.333	17-16
10. OSU	0	18	.000	6-25

\* - Pac-10 Tournament Champion

^ - NCAA Final Four

& - 21 wins and one loss later vacated due to NCAA penalty.

% - 19 wins and one loss later vacated due to NCAA penalty

## 2008-09 (Pac-10)

	W	L	PCT	ALL
1. WASH (NCAA)	14	4	.777	26-9
2. UCLA (NCAA)	13	5	.722	26-9
3. ASU (NCAA)	11	7	.611	25-10
4. CAL (NCAA)	11	7	.611	22-11
5. USC* (NCAA)	9	9	.500	22-13
6. ARIZ (NCAA)	9	9	.500	21-14
7. WSU (NIT)	8	10	.444	17-16
8. OSU (CBI)	7	11	.389	18-18
9. STAN (CBI)	6	12	.333	20-14
10. ORE	2	16	.111	8-23

\* - Pac-10 Tournament Champion

## 2009-10 (Pac-10)

	W	L	PCT	ALL
1. CAL (NCAA)	13	5	.722	24-11
2. ASU (NIT)	12	6	.667	22-11
3. WASH* (NCAA)	11	7	.611	26-10
4. ARIZ	10	8	.556	16-15
5. USC	8	10	.444	16-14
6. OSU (CBI)	8	10	.444	14-18
7. UCLA	8	10	.444	14-18
8. ORE	7	11	.389	16-16
9. STAN	7	11	.389	14-18
10. WSU	6	12	.333	16-15

\* - Pac-10 Tournament Champion

## 2010-11 (Pac-10)

	W	L	PCT	ALL
1. ARIZ (NCAA)	14	4	.778	30-8
2. UCLA (NCAA)	13	5	.722	23-11
3. WASH* (NCAA)	11	7	.611	24-11
4. USC (NCAA)	10	8	.556	19-15
5. CAL (NIT)	10	8	.556	18-15
6. WSU (NIT)	9	9	.500	22-12
7. ORE (CBI)	7	11	.389	19-17
8. STAN	7	11	.389	15-16
9. OSU	5	13	.278	11-20
10. ASU	4	14	.222	12-19

\* - Pac-10 Tournament Champion

**2011-12 (Pac-12)**

	W	L	PCT	ALL
1. WASH (NIT)	14	4	.778	24-11
2. CAL (NCAA)	13	5	.722	24-10
3. ORE (NIT)	13	5	.722	24-10
4. ARIZ (NIT)	12	6	.667	23-12
5. COLO* (NCAA)	11	7	.611	24-12
6. UCLA	11	7	.611	19-14
7. STAN (NIT)	10	8	.556	26-11
8. OSU (CBI)	7	11	.389	21-15
9. WSU (CBI)	7	11	.389	19-18
10. ASU	6	12	.333	10-21
11. UTAH	3	15	.167	6-25
12. USC	1	17	.056	6-26

\* - Pac-12 Tournament Champion

**2012-13 (Pac-12)**

	W	L	PCT	ALL
1. UCLA (NCAA)	13	5	.722	25-10
2. ARIZ (NCAA)	12	6	.667	27-8
3. ORE* (NCAA)	12	6	.667	28-9
4. CAL (NCAA)	12	6	.667	21-12
5. COLO (NCAA)	10	8	.556	21-12
6. ASU (NIT)	9	9	.500	22-13
7. STAN (NIT)	9	9	.500	19-15
8. WASH (NIT)	9	9	.500	18-16
9. USC	9	9	.500	14-18
10. UTAH	5	13	.278	15-18
11. OSU	4	14	.222	14-18
12. WSU	4	14	.222	13-19

\* - Pac-12 Tournament Champion

**2013-14 (Pac-12)**

	W	L	PCT	ALL
1. ARIZ (NCAA)	15	3	.833	33-5
2. UCLA* (NCAA)	12	6	.667	28-9
3. ORE (NCAA)	10	8	.556	24-10
4. COLO (NCAA)	10	8	.556	23-12
5. STAN (NCAA)	10	8	.556	23-13
6. ASU (NCAA)	10	8	.556	21-12
7. CAL (NIT)	10	8	.556	21-14
8. UTAH (NIT)	9	9	.500	21-12
9. WASH	9	9	.500	17-15
10. OSU (CBI)	8	10	.444	16-16
11. WSU	3	15	.167	10-21
12. USC	2	16	.111	11-21

\* - Pac-12 Tournament Champion

**PAC-12 OVERTIME GAMES  
(1979-2011 = 90 games)  
(2012- current = 108 games)**

No.	Year
13	1986, 2014
10	1984, '88, '00
8	1983, '95, '06, '07, '08, '09
7	1981, '82, '85, '99, '01, '04, '05, '13
6	1998
5	1987, '91, '97, '03, '10
4	1992, '94, '96, '02
3	1979, '80, '12
2	1989, '90
1	1993

*Excludes Pac-12 Tournament*

**PAC-12 OVERTIME  
CONFERENCE GAMES  
BY SCHOOL:**

	1979-2011	2012-
1. WSU	45	4
2. CAL	44	3
USC	44	5
UCLA	44	3
5. ASU	42	8
6. ORE	37	3
7. OSU	34	5
8. WASH	35	0
9. STAN	30	2
10. ARIZ	29	4
11. UTAH	-	5
12. COLO	-	5

*Excludes Pac-12 Tournament*

**BEST PAC-12 START BEFORE  
FIRST CONFERENCE LOSS:  
(Since 1979)**

ARIZ	16-0 (1998)
ASU	6-0 (1980)
CAL	7-0 (2003)
COLO	3-0 (2012, '14)
ORE	7-0 (2013)
OSU	17-0 (1981)
STAN	17-0 (2004)
UCLA	9-0 (1983)
USC	5-0 (2000, '02)
UTAH	0-1 (2012, '14)
WASH	6-0 (1982, '84)
WSU	7-0 (1983)

## CONFERENCE, ALL-TIME (Since 1916)

	YEARS	TITLES	W	L	PCT
1. Arizona	36	13 (2)	437	211	.674
2. UCLA	87	31 (2)	878	449	.662
3. Colorado	3	0	31	23	.574
4. Washington	98	11 (3)	857	732	.539
5. California	97	15 (4)	720	688	.511
6. USC	92	7 (1)	678	679	.499
7. Stanford	94	11 (4)	682	696	.495
8. Oregon State	93	12 (4)	745	777	.489
9. Oregon	91	4 (1)	681	816	.455
10. Arizona State	36	0	290	358	.448
11. Washington State	92	2	617	883	.411
12. Idaho	40	2	195	369	.346
13. Utah	3	0	17	37	.315
14. Montana	8	0	15	58	.205

## CONFERENCE, 1979-2011 (Pac-10 years)

	YEARS	TITLES	W	L	PCT
1. UCLA	33	10	410	186	.688
2. Arizona	33	12 (2)	398	196	.668
3. Stanford	33	4 (1)	320	274	.537
4. Washington	33	3 (2)	284	310	.477
5. California	33	1	282	312	.473
6. USC	33	1 (1)	274	320	.460
7. Arizona State	33	0	265	329	.445
8. Oregon State	33	5 (2)	265	329	.445
9. Oregon	33	1	246	348	.413
10. Washington State	33	0	226	368	.379

## CONFERENCE, 2012- (Pac-12 Years)

	YEARS	TITLES	W	L	PCT
1. Arizona	3	1	39	15	.722
2. UCLA	3	1	36	18	.667
3. California	3		35	19	.648
4. Oregon	3		35	19	.648
5. Washington	3	1	32	22	.593
6. Colorado	3		31	23	.574
7. Stanford	3		29	25	.537
8. Arizona State	3		25	29	.463
9. Oregon State	3		19	35	.352
10. Utah	3		17	37	.315
11. Washington State	3		14	40	.259
12. USC	3		12	42	.222

## CONFERENCE, PAST 10 YEARS (2005-2014)

	YEARS	TITLES	W	L	PCT
1. UCLA	10	4	126	54	.700
2. Arizona	10	3	117	63	.650
3. Washington	10	2	110	70	.611
4. Colorado	3		31	23	.574
5. California	10	1	99	81	.550
6. Stanford	10		94	56	.522
7. Arizona State	10		75	105	.417
8. Oregon	10		74	106	.411
9. USC	10		74	106	.411
10. Washington State	10		72	108	.400
11. Utah	3		17	37	.315
12. Oregon State	10		55	125	.306

(indicates number of shared titles and is included in team total)

## ALL GAMES, ALL-TIME

	YEARS	W	L	PCT
1. UCLA	95	1781	788	.693
2. Arizona	109	1678	905	.650
3. Utah	106	1706	948	.643
4. Washington	112	1700	1110	.605
5. California	105	1510	1122	.574
6. Stanford	99	1445	1081	.572
7. USC	108	1504	1135	.570
8. Oregon State	113	1670	1267	.569
9. Oregon	109	1529	1312	.538
10. Arizona State	102	1293	1155	.528
11. Washington State	113	1537	1426	.519
12. Colorado	111	1220	1139	.517

(Totals based on the 2013-14 NCAA Records Book)

## Cumulative home court records in Pac-12 play:

1979	61-29
1980	53-37
1981	49-41
1982	57-33
1983	58-32
1984	59-31
1985	52-38
1986	59-31
1987	58-32
1988	52-38
1989	53-37
1990	57-33
1991	64-26
1992	56-34
1993	55-35
1994	55-35
1995	51-39
1996	54-36
1997	63-27
1998	54-36
1999	62-28
2000	50-40
2001	51-39
2002	55-35
2003	54-36
2004	55-35
2005	56-34
2006	51-39
2007	55-35
2008	48-42
2009	57-31
2010	56-34
2011	58-32
2012	72-36
2013	65-25
2014	72-36

## Cumulative non-conference record (includes postseason):

1979	64-35
1980	69-32
1981	66-26
1982	62-37
1983	69-44
1984	65-46
1985	79-42
1986	63-50
1987	63-41
1988	61-47
1989	71-37
1990	70-33
1991	90-30
1992	88-36
1993	71-39
1994	71-38
1995	83-30
1996	77-39
1997	85-34
1998	89-35
1999	89-30
2000	91-41
2001	95-37
2002	82-38
2003	73-35
2004	62-36
2005	84-31
2006	82-36
2007	103-31
2008	107-34
2009	105-37
2010	80-48
2011	97-47
2012	105-64
2013	105-41
2014	129-41

	ARIZ	ASU	CAL	IDA	MON	ORE	OSU	STAN	UCLA	USC	WASH	WSU	CHAMPION
1915-16	—	—	<b>1t</b>	—	—	—	<b>1t</b>	—	—	—	3	—	California/OSU
1916-17	—	—	2	—	—	6	4	5	—	—	3	<b>1</b>	Washington State
1917-18	—	—	—	—	—	—	—	—	—	—	—	—	—
1918-19	—	—	3	—	—	<b>1</b>	5	6	—	—	4	2	Oregon
1919-20	—	—	2	—	—	6	4	<b>1</b>	—	—	5	3	Stanford
1920-21	—	—	<b>1t</b>	—	—	4	6	<b>1t</b>	—	—	3	5	Stanford/California
1921-22	—	—	3	<b>1</b>	—	8	2	5	—	7	4	6	Idaho
1922-23	—	—	1tS*	<b>1tN*</b>	—	5N	3tN	1tS	—	3	1tN	3tN	Idaho
1923-24	—	—	<b>1S</b>	4N	6N	3N	2N	3S	—	2S	1N	5N	California
1924-25	—	—	<b>1S</b>	3tN	5N	1tN	1tN*	2S	—	—	3tN	6N	California
1925-26	—	—	<b>1S</b>	3N	5N	1N	2N	2S	—	3S	4N	6N	California
1926-27	—	—	<b>1S</b>	2tN	6N	1N	4N	2S	—	3S	2tN	5N	California
1927-28	—	—	1tS	3tN	3tN	2N	3tN	4S	3S	<b>1tS*</b>	1N	6N	USC
1928-29	—	—	<b>1S</b>	2N	6N	5N	4N	2S	4S	3S	1N	3N	California
1929-30	—	—	2S	5N	—	3N	4N	4S	3S	<b>1S</b>	1N	2N	USC
1930-31	—	—	1S	5N	—	4N	3N	4S	3S	2S	<b>1N</b>	2N	Washington
1931-32	—	—	<b>1tS*</b>	5N	—	4N	3N	4S	3S	1tS	1N	2N	California
1932-33	—	—	2S	3tN	—	5N	<b>1N</b>	3S	4S	1S	2N	3tN	Oregon State
1933-34	—	—	2S	5N	—	2N	3N	3S	4S	1S	<b>1N</b>	4N	Washington
1934-35	—	—	2S	5N	—	3N	1N	3tS	3tS	<b>1S</b>	2N	4N	USC
1935-36	—	—	3S	5N	—	4N	2N	<b>1tS*</b>	4S	1tS	1N	3N	Stanford
1936-37	—	—	3S	5N	—	1tN	4N	<b>1S</b>	4S	2S	1tN	1tN	Stanford
1937-38	—	—	2S	3tN	6N	1N	5N	<b>1S</b>	4S	3S	2N	3tN	Stanford
1938-39	—	—	1tS*	5N	—	<b>1N</b>	4N	3S	4S	1tS	2N	3N	Oregon
1939-40	—	—	3S	5N	—	2N	1N	2S	4S	<b>1S</b>	4N	3N	USC
1940-41	—	—	2tS	5N	—	3tN	2N	1S	4S	2tS	3tN	<b>1N</b>	Washington State
1941-42	—	—	3S	5N	—	4N	1N	<b>1S</b>	4S	2S	2N	3N	Stanford
1942-43	—	—	4S	5N	—	2N	4N	2tS	2tS	1S	<b>1N</b>	3N	Washington
1943-44	—	—	<b>1S</b>	3tN	—	2N	3tN	—	2S	3S	<b>1N</b>	5N	Washington/CAL
1944-45	—	—	3S	5N	—	<b>1tN*</b>	3N	—	<b>1S</b>	2S	4N	1tN	Oregon/UCLA
1945-46	—	—	<b>1S</b>	1N	—	3N	2N	4S	3S	2S	4N	5N	California
1946-47	—	—	2S	5N	—	4N	<b>1N</b>	3S	1S	4S	3N	2N	Oregon State
1947-48	—	—	1S	5N	—	4N	1tN	3tS	3tS	2S	<b>1tN*</b>	3N	Washington
1948-49	—	—	4S	3tN	—	3tN	<b>1N</b>	3S	1S	2S	5N	2N	Oregon State
1949-50	—	—	3S	4N	—	5N	2tN	4S	<b>1S</b>	2S	2tN	1N	UCLA
1950-51	—	—	4S	4tN	—	2N	4tN	3S	1tS*	1tS	<b>1N</b>	3N	Washington
1951-52	—	—	2tS	2N	—	3N	5N	2tS	<b>1S</b>	4S	1N	4N	UCLA
1952-53	—	—	1S	2tN	—	2tN	4N	4S	3S	2S	<b>1N</b>	5N	Washington
1953-54	—	—	3S	2tN	—	2tN	1N	4S	2S	<b>1S</b>	4N	5N	USC
1954-55	—	—	4S	4tN	—	2N	<b>1N</b>	2S	1S	3S	3N	4tN	Oregon State
1955-56	—	—	3t	8	—	6t	6t	3t	<b>1</b>	5	2	9	UCLA
1956-57	—	—	<b>1</b>	7t	—	9	6	5	2t	4	2t	7t	California
1957-58	—	—	<b>1t</b>	4	—	7	<b>1t</b>	6	3	5	8	9	OSU/California
1958-59	—	—	<b>1</b>	7	—	8	6	3t	3t	5	2	9	California
1959-60	—	—	<b>1</b>	—	—	—	—	4	2	3	5	—	California
1960-61	—	—	4	—	—	—	—	5	2	<b>1</b>	3	—	USC
1961-62	—	—	5	—	—	—	—	2	<b>1</b>	3t	3t	—	UCLA
1962-63	—	—	5	—	—	—	—	<b>1t</b>	<b>1t</b>	3t	3t	—	Stanford/UCLA
1963-64	—	—	3	—	—	—	—	2	<b>1</b>	4	5	6	UCLA
1964-65	—	—	7	—	—	8	4	2	<b>1</b>	3	6	5	UCLA
1965-66	—	—	7t	—	—	4t	<b>1</b>	3	2	4t	7t	4t	Oregon State
1966-67	—	—	5t	—	—	8	2t	4	<b>1</b>	5t	5t	2t	UCLA
1967-68	—	—	4	—	—	8	5t	5t	<b>1</b>	2	7	3	UCLA
1968-69	—	—	7t	—	—	5t	5t	7t	<b>1</b>	3	4	2	UCLA
1969-70	—	—	6	—	—	4	7	8	<b>1</b>	2t	5	2t	UCLA
1970-71	—	—	3t	—	—	3t	6	7t	<b>1</b>	2	5	7t	UCLA
1971-72	—	—	5	—	—	8	3t	6	<b>1</b>	3t	2	7	UCLA
1972-73	—	—	7	—	—	3	5t	4	<b>1</b>	2	5t	8	UCLA
1973-74	—	—	7t	—	—	3	5	6	<b>1</b>	2	4	7t	UCLA

# PAC-12 YEARLY CONFERENCE FINISHES



	ARIZ	ASU	CAL	COLO	IDA	MON	ORE	OSU	STAN	UCLA	USC	UTAH	WASH	WSU	CHAMPION
1974-75	—	—	4	—	—	—	5t	2	5t	<b>1</b>	3	—	5t	8	UCLA
1975-76#	—	—	6	—	—	—	2t	2t	7	<b>1</b>	8	—	4	5	UCLA
1976-77	—	—	6	—	—	—	2	4t	7	<b>1</b>	8	—	4t	3	UCLA
1977-78	—	—	7	—	—	—	5t	2	8	<b>1</b>	3t	—	5t	3t	UCLA
1978-79	4t	6t	10	—	—	—	6t	3	8t	<b>1</b>	2	—	8t	4t	UCLA
1979-80	6	2	10	—	—	—	7t	<b>1</b>	7t	4	7t	—	5	3	Oregon State
1980-81	5t	2	8t	—	—	—	7	<b>1</b>	8t	3	4	—	5t	10	Oregon State
1981-82	8t	6t	6t	—	—	—	8t	<b>1</b>	10	2	3	—	4	5	Oregon State
1982-83	10	3t	6t	—	—	—	9	3t	8	<b>1</b>	5	—	6t	2	UCLA
1983-84	5t	5t	9	—	—	—	3	<b>1t</b>	5t	4	8	—	<b>1t</b>	10	OSU/Washington
1984-85	3t	7	9	—	—	—	6	3t	10	3t	<b>1t</b>	—	<b>1t</b>	8	USC/Washington
1985-86	<b>1</b>	5t	3	—	—	—	9	5t	5t	4	10	—	2	5t	Arizona
1986-87	2	8t	3t	—	—	—	7	3t	6	<b>1•</b>	10	—	3t	8t	UCLA
1987-88	<b>1•</b>	7	8t	—	—	—	5	2t	4	2t	8t	—	8t	6	Arizona
1988-89	<b>1•</b>	7	5	—	—	—	9	3t	2	3t	10	—	6	8	Arizona
1989-90	<b>1t•</b>	7t	3	—	—	—	5	<b>1t</b>	6	4	7t	—	9t	9t	Arizona/OSU
1990-91	<b>1</b>	3t	5t	—	—	—	5t	5t	5t	2	3t	—	5t	10	Arizona
1991-92	3	5t	9	—	—	—	10	7	4	<b>1</b>	2	—	8	5t	UCLA
1992-93	<b>1</b>	3t	2	—	—	—	9	5t	10	3t	5t	—	5t	8	Arizona
1993-94	<b>1</b>	4t	2t	—	—	—	8	10	4t	2t	7	—	9	4t	Arizona
1994-95&	2	3	8t	—	—	—	4	7	5t	<b>1</b>	10	—	8t	5t	UCLA
1995-96&	2	8	4	—	—	—	5t	10	3	<b>1</b>	9	—	5t	7	UCLA
1996-97	5	10	2t	—	—	—	7	9	2t	<b>1</b>	2t	—	6	8	UCLA
1997-98	<b>1</b>	5t	5t	—	—	—	5t	9t	2	3	8	—	4	9t	Arizona
1998-99	2	9	5t	—	—	—	5t	7t	<b>1</b>	3	7t	—	4	10	Stanford
1999-00	<b>1t</b>	4t	7	—	—	—	3	8t	<b>1t</b>	4t	6	—	8t	10	Arizona/Stanford
2000-01	2	6t	4t	—	—	—	6t	9t	<b>1</b>	3	4t	—	9t	6t	Stanford
2001-02	2t•	7	2t	—	—	—	<b>1</b>	9	2t	6	2t	—	8	10	Oregon
2002-03	<b>1</b>	4	3	—	—	—	5•	6t	2	6t	6t	—	9	10	Arizona
2003-04	3	10	4t	—	—	—	4t	9	<b>1•</b>	7t	6	—	2	7t	Stanford
2004-05	<b>1</b>	6t	8t	—	—	—	8t	6t	3t	3t	10	—	2	6t	Arizona
2005-06	4t	8t	3	—	—	—	7	8t	4t	<b>1•</b>	6	—	2	10	UCLA
2006-07	3t	10	8	—	—	—	3t•	9	6	<b>1</b>	3t	—	7	2	UCLA
2007-08	7	5t	9	—	—	—	5t	10	2	<b>1•</b>	3t	—	8	3t	UCLA
2008-09	5t	3t	3t	—	—	—	10	8	9	2	5t•	—	<b>1</b>	7	Washington
2009-10	4	2	<b>1</b>	—	—	—	8t	5t	8t	5t	5t	—	3•	10	California
2010-11	<b>1</b>	10	5	—	—	—	7t	9	7t	2	4	—	3•	6	Arizona
2011-12	4	10	2t	5t•	—	—	2t	8t	7	5t	12	11	<b>1</b>	8t	Washington
2012-13	2t	6t	2t	5	—	—	2t•	t11	6t	<b>1</b>	6t	10	6t	t11	UCLA
2013-14	<b>1</b>	3t	3t	3t	—	—	3t	10	3t	2•	12	8t	8t	11	Arizona

Conference champion in **boldface**

\* - Divisional champion

• - Pac-12 Tournament champion

# - 1975-76 standings reflect on-court standings (Oregon State subsequently forfeited seven Conference games)

& - 1994-95 and 1995-96 reflect on-court standings. (California subsequently forfeited five Conference games in 1995 and nine Conference games in 1996).

Pacific Coast Conference (PCC), 1915-16 - 1958-59

Athletic Association of Western Universities (AAWU), 1959-60 - 1967-68

Pacific-8 Conference (Pac-8), 1968-69 - 1977-78

Pacific-10 Conference (Pac-10), 1978-79 - 2010-11

Pac-12 Conference (Pac-12), 2011-12-present

## CONFERENCE TITLES BY SCHOOL (Includes shared titles)

1. UCLA .....	31
2. California.....	15
3. Arizona.....	13
4. Oregon State .....	12
Washington .....	12
6. Stanford .....	11
7. USC .....	7
8. Oregon.....	4
9. Idaho .....	2
Washington State.....	2
11. Arizona State.....	0
Colorado.....	0
Utah.....	0
Montana.....	0



**Results since 1978-79 only (the first season of Pac-10 play from Pac-8). # - Non-Conference game**

**ARIZ vs. ASU**

ARIZ leads all-time series, 145-81  
Longest Win Streak (Since 1978-79):  
ARIZ: 12, 1996-2001; 2002-07  
ASU: 9, 1980-1983

First meeting:

1913-14 #ARIZ... 41-17.....Tuc

1978-79	#ASU	84-82	Mck
	ASU	76-68	UAC
	ARIZ	85-80	Mck
1979-80	#ASU	85-78	UAC
	ASU	97-72	Mck
	ASU	78-72	UAC
1980-81	ASU	83-65	UAC
	ASU	71-66	Mck
1981-82	ASU	55-54	Mck
	ASU	82-56	UAC
1982-83	ASU	82-69	UAC
	ASU	77-70	Mck
1983-84	ARIZ	71-49	Mck
	ARIZ	65-64	UAC
1984-85	ARIZ	61-60	UAC
	ARIZ	68-48	Mck
1985-86	ARIZ	62-53	Mck
	ASU	70-63	UAC
1986-87	ARIZ	82-67	UAC
	ARIZ	66-54	Mck
1987-88	ARIZ	99-59	Mck
	ARIZ	101-73	UAC
1988-89	ARIZ	96-71	UAC
	ARIZ	109-74	Mck
1989-90	ARIZ	70-61	UAC
	ARIZ	71-50	Mck
1990-91	ARIZ	74-71	UAC
	ARIZ	71-50	Mck
1991-92	ARIZ	92-55	Mck
	ASU	77-74	UAC
1992-93	ARIZ	91-87	UAC
	ARIZ	116-80	Mck
1993-94	ARIZ	98-81	Mck
	ASU	94-87	UAC
1994-95	ASU	53-52	UAC
	ASU	103-98 (2OT)	Mck
1995-96	ARIZ	71-69	Mck
	ARIZ	108-76	UAC
1996-97	ARIZ	92-84	UAC
	ARIZ	87-71	Mck
1997-98	ARIZ	127-99	Mck
	ARIZ	83-82	UAC
1998-99	ARIZ	74-73	WFA
	ARIZ	86-80	Mck
1999-00	ARIZ	82-55	Mck
	ARIZ	89-82	WFA
2000-01	ARIZ	86-75	Mck
	ARIZ	88-58	WFA
2001-02	ASU	88-72	WFA
	ARIZ	83-75	WFA
	ARIZ	73-56	Stp (1)
2002-03	ARIZ	71-63	Mck
	ARIZ	92-72	WFA
2003-04	ARIZ	93-74	WFA
	ARIZ	106-81	Mck
2004-05	ARIZ	94-79	Mck
	ARIZ	70-68	WFA
2005-06	ARIZ	80-70	WFA
	ARIZ	68-47	Mck
2006-07	ARIZ	71-47	Mck
	ARIZ	61-58	WFA
2007-08	ASU	64-59 (OT)	WFA
	ASU	59-54	Mck
2008-09	ASU	53-47	Mck
	ASU	70-68	WFA
	ASU	68-56	Stp (1)

2009-10	ARIZ	77-58	WFA
	ASU	73-69	Mck
2010-11	ARIZ	80-69	Mck
	ARIZ	67-52	WFA
2011-12	ARIZ	68-51	Mck
	ASU	87-80	WFA
2012-13	ARIZ	71-54	WFA
	ARIZ	73-58	Mck
2013-14	ARIZ	91-68	Mck
	ASU	69-66 (2OT)	WFA

**ARIZ vs. CAL**

ARIZ leads all-time series, 57-30  
Longest Win Streak (Since 1978-79):  
ARIZ: 10, 2000-2004  
CAL: 4, 1982-1983

First meeting:

1923-24 #CAL ... 38-30.....Oak

1978-79	ARIZ	69-64	Mck
	ARIZ	83-75	H
1979-80	ARIZ	89-81	H
	ARIZ	65-62	Mck
1980-81	ARIZ	73-71	H
	ARIZ	83-72	Mck
1981-82	CAL	85-73	Mck
	CAL	63-59	H
1982-83	CAL	59-57	H
	CAL	84-59	Mck
1983-84	ARIZ	56-50	Mck
	CAL	70-62	H
1984-85	ARIZ	69-67	H
	ARIZ	66-48	Mck
1985-86	ARIZ	79-72 (2OT)	Mck
	ARIZ	61-52	H
1986-87	CAL	82-81 (2OT)	Mck
	ARIZ	70-51	H
1987-88	ARIZ	80-51	Mck
	ARIZ	74-62	H
	ARIZ	88-64	Mck (1)
1988-89	ARIZ	64-55	H
	ARIZ	86-59	Mck
1989-90	ARIZ	71-70 (OT)	Mck
	ARIZ	93-68	H
1990-91	CAL	85-78	H
	ARIZ	100-63	Mck
1991-92	ARIZ	80-68	H
	ARIZ	100-77	Mck
1992-93	ARIZ	93-81	Mck
	CAL	74-71	OC
1993-94	CAL	98-93 (OT)	Mck
	ARIZ	96-77	H
1994-95	ARIZ	99-86	H
	&CAL	74-72	Mck
1995-96	ARIZ	71-68	Mck
	&CAL	99-75	OC
1996-97	ARIZ	81-80	Mck
	CAL	79-77	CP
1997-98	ARIZ	70-57	TNA
	ARIZ	76-73	Mck
1998-99	ARIZ	91-74	Mck
	CAL	89-76	TNA
1999-00	ARIZ	65-61	HP
	ARIZ	70-61	Mck
2000-01	ARIZ	78-75	Mck
	ARIZ	78-76	HP
2001-02	ARIZ	68-58	HP
	ARIZ	99-53	Mck
	ARIZ	90-78	Stp (1)
2002-03	ARIZ	95-80	Mck
	ARIZ	88-75	HP
2003-04	ARIZ	95-75	Mck
	CAL	87-83	HP
2004-05	ARIZ	87-67	HP

	ARIZ	97-76	Mck
	ARIZ	88-63	Stp (1)
2005-06	ARIZ	66-55	Mck
	CAL	75-66	HP
2006-07	ARIZ	94-85	Mck
	ARIZ	70-65	HP
2007-08	ARIZ	79-75	HP
	ARIZ	83-73	Mck
2008-09	CAL	69-55	HP
	CAL	83-77	Mck
2009-10	ARIZ	76-72	Mck
	CAL	95-71	HP
2010-11	ARIZ	73-71	Mck
	ARIZ	107-105 (3 OT)	HP
2011-12	ARIZ	78-74	HP
2012-13	CAL	77-69	Mck
2013-14	CAL	60-58	HP
	ARIZ	87-59	Mck

**ARIZ vs. COLO**

ARIZ leads all-time series, 12-10  
Longest Win Streak:  
ARIZ: 4, 2013-current  
COLO: 4, 1960-1961

First meeting:

1960-61 COLO ... 82-72.....BDG

2011-12	COLO	64-63	CEC
	ARIZ	71-57	Mck
	COLO	53-51	Stp (1)
2012-13	ARIZ	92-83	Mck
	COLO	71-58	CEC
	ARIZ	79-69	MGM (1)
2013-14	ARIZ	69-57	Mck
	ARIZ	88-61	CEC
	ARIZ	63-43	MGM (1)

**ARIZ vs. ORE**

ARIZ leads all-time series, 46-26  
Longest Win Streak (Since 1978-79):  
ARIZ: 12, 1991-1997  
ORE: 3, 1983-1984; 2007-08

First meeting:

1978-79 ORE ..... 63-60.....McA

1978-79	ORE	63-60	McA
	ARIZ	69-67 (OT)	Mck
1979-80	ORE	90-73	Mck
	ORE	76-62	McA
1980-81	ARIZ	73-70	Mck
	ORE	79-75	McA
1981-82	ORE	97-88	McA
	ARIZ	97-78	Mck
1982-83	ORE	86-84	Mck
	ORE	63-57 (OT)	McA
1983-84	ORE	69-55	McA
	ARIZ	75-67 (OT)	Mck
1984-85	ARIZ	73-54	McA
	ORE	43-40	Mck
1985-86	ARIZ	85-68	Mck
	ARIZ	65-59	McA
1986-87	ORE	55-54 (OT)	McA
	ARIZ	68-53	Mck
	ORE	72-63	PP (1)
1987-88	ARIZ	70-54	McA
	ARIZ	89-57	Mck
1988-89	ARIZ	95-71	Mck
	ARIZ	78-57	McA
1989-90	ORE	68-63	McA
	ARIZ	84-58	Mck
1990-91	ORE	62-58	McA
	ARIZ	107-65	Mck
1991-92	ARIZ	104-53	Mck

	ARIZ	104-56	McA
1992-93	ARIZ	92-60	McA
	ARIZ	99-68	Mck
1993-94	ARIZ	98-86	Mck
	ARIZ	75-71	McA
1994-95	ARIZ	97-89	McA
	ARIZ	97-76	Mck
1995-96	ARIZ	81-63	Mck
	ARIZ	70-65	McA
1996-97	ARIZ	88-66	Mck
	ORE	78-72	McA
1997-98	ARIZ	87-57	Mck
	ARIZ	81-66	McA
1998-99	ARIZ	85-83	McA
	ARIZ	92-86	Mck
1999-00	ARIZ	77-71	Mck
	ORE	86-81	McA
2000-01	ORE	79-67	McA
	ARIZ	104-65	Mck
2001-02	ORE	105-75	McA
	ORE	90-80	Mck
2002-03	ARIZ	81-72	McA
	ARIZ	88-80	Mck
2003-04	ARIZ	90-66	Mck
	ARIZ	100-87	McA
2004-05	ARIZ	74-66	McA
	ARIZ	92-67	Mck
2005-06	ORE	73-68	McA
	ARIZ	70-68	Mck
2006-07	ORE	79-77	Mck
	ARIZ	77-74	McA
	ORE	69-50	Stp (1)
2007-08	ORE	84-74	Mck
	ORE	78-69	McA
2008-09	ARIZ	67-52	Mck
	ARIZ	87-77	McA
2009-10	ARIZ	74-60	McA
	ARIZ	70-57	Mck
2010-11	ARIZ	76-57	McA
	ARIZ	90-82	Mck
2011-12	ORE	59-57	Mck
2012-13	ORE	70-66	MK
2013-14	ARIZ	67-65	Mck
	ORE	64-57	MK

**ARIZ vs. OSU**

ARIZ leads all-time series, 58-20  
Longest Win Streak (Since 1978-79):  
ARIZ: 17, 1990-1998  
OSU: 11, 1979-1984

First meeting:

1976-77 #ARIZ... 81-73.....G

1978-79	OSU	116-80	G
	OSU	93-79	Mck
1979-80	OSU	77-72	Mck
	OSU	73-63	G
1980-81	OSU	61-49	Mck
	OSU	80-62	G
1981-82	OSU	68-55	G
	OSU	92-64	Mck
1982-83	OSU	72-54	Mck
	OSU	81-56	G
1983-84	OSU	53-48	G
	ARIZ	69-58	Mck
1984-85	OSU	59-55	G
	ARIZ	69-58	Mck
1985-86	ARIZ	63-62 (OT)	Mck
	ARIZ	55-53	G
1986-87	ARIZ	54-48	G
	ARIZ	71-61	Mck
1987-88	ARIZ	70-48	G
	ARIZ	77-62	Mck

	ARIZ	93-67	Mck (1)
1988-89	ARIZ	73-69	G
	ARIZ	85-64	Mck
	ARIZ	98-87	For (1)
1989-90	OSU	84-61	G
	ARIZ	87-60	Mck
1990-91	ARIZ	103-65	G
	ARIZ	82-67	Mck
1991-92	ARIZ	86-58	Mck
	ARIZ	70-62	G
1992-93	ARIZ	57-54	G
	ARIZ	81-70	Mck
1993-94	ARIZ	100-56	Mck
	ARIZ	96-69	G
1994-95	ARIZ	111-98	G
	ARIZ	83-69	Mck
1995-96	ARIZ	84-60	Mck
	ARIZ	66-59	G
1996-97	ARIZ	99-48	Mck
	ARIZ	74-64	G
1997-98	ARIZ	93-80	Mck
	ARIZ	71-70	G
1998-99	OSU	60-59	G
	ARIZ	89-72	Mck
1999-00	ARIZ	90-73	Mck
	OSU	70-69 (OT)	G
2000-01	ARIZ	68-41	G
	ARIZ	65-54	Mck
2001-02	ARIZ	76-73	G
	ARIZ	93-87	Mck
2002-03	ARIZ	80-65	G
	ARIZ	72-60	Mck
2003-04	ARIZ	109-75	Mck
	OSU	90-84	G
2004-05	ARIZ	92-83	G
	ARIZ	91-70	Mck
	ARIZ	90-59	Stp (1)
2005-06	OSU	75-65	G
	ARIZ	80-58	Mck
2006-07	ARIZ	83-72	Mck
	ARIZ	72-66	G
2007-08	ARIZ	76-63	Mck
	ARIZ	81-45	G
	ARIZ	87-56	Stp (1)
2008-09	ARIZ	64-47	Mck
	ARIZ	56-53	G
2009-10	OSU	67-64	G
	OSU	63-55	Mck
2010-11	OSU	76-75	G
	ARIZ	70-59	Mck
	ARIZ	78-69	Stp (1)
2011-12	ARIZ	81-73 (OT)	Mck
	ARIZ	72-61	Stp (1)
2012-13	ARIZ	80-70	G
2013-14	ARIZ	76-54	Mck
	ARIZ	74-69	G

**ARIZ vs. STAN**

ARIZ leads all-time series, 57-29  
 Longest Win Streak (Since 1978-79):  
 ARIZ: 15, 1989-1995  
 STAN: 4, 2008-09

First meeting:  
 1937-38 #STAN.. 44-28.....Tuc

1978-79	ARIZ	74-64	Mck
	ARIZ	63-62	MP
1979-80	STAN	99-80	MP
	ARIZ	95-88	Mck
1980-81	ARIZ	91-81	MP
	ARIZ	73-69	Mck
1981-82	ARIZ	61-54	Mck
	ARIZ	72-67	MP
1982-83	STAN	86-69	MP
	ARIZ	74-73	Mck
1983-84	STAN	74-66	Mck
	ARIZ	87-76	MP
1984-85	STAN	55-51	MP
	ARIZ	68-56	Mck
1985-86	ARIZ	77-69	Mck
	STAN	62-56	MP
1986-87	ARIZ	77-70	Mck
	STAN	75-73	MP
1987-88	ARIZ	90-65	Mck
	STAN	82-74	MP
	ARIZ	97-83	Mck (1)
1988-89	STAN	83-78	MP
	ARIZ	72-52	Mck
	ARIZ	73-51	For (1)
1989-90	ARIZ	68-61	Mck
	ARIZ	80-61	MP
	ARIZ	85-61	UAC (1)
1990-91	ARIZ	78-76	MP
	ARIZ	89-51	Mck
1991-92	ARIZ	72-70	MP
	ARIZ	89-83	Mck
1992-93	ARIZ	96-61	Mck
	ARIZ	94-80	MP
1993-94	ARIZ	89-72	Mck
	ARIZ	77-60	MP
1994-95	ARIZ	89-83 (OT)	MP
	ARIZ	84-73	Mck
1995-96	STAN	85-79	Mck
	STAN	80-71	MP
1996-97	ARIZ	76-75	Mck
	STAN	81-80	MP
1997-98	ARIZ	93-75	MP
	ARIZ	90-58	Mck
1998-99	ARIZ	78-76	Mck
	STAN	98-83	MP
1999-00	ARIZ	68-65	MP
	ARIZ	86-81	Mck
2000-01	STAN	85-76	Mck
	ARIZ	76-75	MP
2001-02	ARIZ	88-82 (OT)	MP
	STAN	76-71	Mck
2002-03	STAN	82-77	Mck
	ARIZ	72-69	MP
2003-04	STAN	82-72	Mck
	STAN	80-77	MP
2004-05	STAN	87-76	MP
	ARIZ	90-72	Mck
2005-06	ARIZ	90-81 (OT)	Mck
	ARIZ	76-72	MP
	ARIZ	73-68	Stp (1)
2006-07	ARIZ	89-75	Mck
	ARIZ	85-80 (OT)	MP
2007-08	STAN	56-52	MP
	STAN	67-66	Mck
	STAN	75-64	Stp (1)
2008-09	STAN	76-60	MP
	ARIZ	101-87	Mck

2009-10	ARIZ	76-68	Mck
	ARIZ	71-69	MP
2010-11	ARIZ	67-57	Mck
	ARIZ	78-69	MP
2011-12	ARIZ	53-43	MP
2012-13	ARIZ	73-66	Mck
2013-14	ARIZ	60-57	MP
	ARIZ	79-66	Mck

**ARIZ vs. UCLA**

UCLA leads all-time series, 53-38  
 Longest Win Streak (Since 1978-79):  
 ARIZ: 4, four times  
 UCLA: 11, 1979-1984

First meeting:  
 1922-23 #UCLA.. 44-30.....LA

1978-79	ARIZ	70-69	Mck
	UCLA	110-86	PP
1979-80	ARIZ	69-59	PP
	UCLA	90-78	Mck
1980-81	UCLA	79-76	Mck
	UCLA	90-79	PP
1981-82	UCLA	65-56	PP
	UCLA	88-73	Mck
1982-83	UCLA	92-87	Mck
	UCLA	111-58	PP
1983-84	UCLA	61-58	Mck
	UCLA	68-60	PP
1984-85	ARIZ	53-52	Mck
	UCLA	58-54	PP
1985-86	ARIZ	85-60	Mck
	ARIZ	88-76	PP
1986-87	UCLA	84-83	Mck
	UCLA	81-65	PP
1987-88	ARIZ	86-74	Mck
	ARIZ	78-76 (OT)	PP
1988-89	ARIZ	102-64	Mck
	ARIZ	89-86	PP
1989-90	UCLA	73-63	PP
	ARIZ	83-74	Mck
	ARIZ	94-78	UAC (1)
1990-91	ARIZ	82-77	Mck
	ARIZ	105-94 (OT)	PP
1991-92	UCLA	89-87	Mck
	UCLA	89-81	PP
1992-93	ARIZ	82-80	PP
	ARIZ	99-80	Mck
1993-94	UCLA	74-66	PP
	ARIZ	98-74	Mck
1994-95	UCLA	71-61	Mck
	UCLA	72-70	PP
1995-96	ARIZ	88-79	Mck
	UCLA	76-75	PP
1996-97	UCLA	84-78 (OT)	PP
	UCLA	66-64	Mck
1997-98	ARIZ	87-75	Mck
	ARIZ	91-87	PP
1998-99	UCLA	82-75	PP
	ARIZ	87-70	Mck
1999-00	ARIZ	76-61	PP
	ARIZ	99-84	Mck
2000-01	ARIZ	88-53	Mck
	UCLA	79-77 (OT)	PP
2001-02	ARIZ	96-86	Mck
	UCLA	77-76	PP
2002-03	ARIZ	87-52	PP
	ARIZ	106-70	Mck
	UCLA	96-89 (OT)	Stp (1)
2003-04	ARIZ	97-72	PP
	ARIZ	107-83	Mck
2004-05	ARIZ	76-73	Mck
	ARIZ	83-73	PP
2005-06	UCLA	85-79	Mck
	UCLA	84-73	PP

	UCLA	71-59	Stp (1)
2006-07	UCLA	73-69	PP
	UCLA	81-66	Mck
2007-08	UCLA	82-60	PP
	UCLA	68-66	Mck
2008-09	UCLA	83-60	PP
	ARIZ	84-72	Mck
2009-10	ARIZ	77-63	PP
	ARIZ	78-73	Mck
	UCLA	75-69	Stp (1)
2010-11	ARIZ	82-73	Mck
	UCLA	71-49	PP
2011-12	UCLA	65-58	HC
	ARIZ	65-63	Mck
	ARIZ	66-58	Stp (1)
2012-13	UCLA	84-73	Mck
	UCLA	74-69	PP
	UCLA	66-64	MGM (1)
2013-14	ARIZ	79-75	HC
	UCLA	75-71	MGM (1)

**ARIZ vs. USC**

ARIZ leads all-time series, 62-40  
 Longest Win Streak (Since 1978-79):  
 ARIZ: 11, 1986-1991  
 USC: 7, 1981-1984

First meeting:  
 1921-22 #ARIZ... 36-28.....Tuc

1978-79	ARIZ	74-72	Mck
	USC	70-67	SA
1979-80	ARIZ	86-83	SA
	ARIZ	74-65	Mck
1980-81	USC	67-63	Mck
	USC	81-71	SA
1981-82	USC	89-67	SA
	USC	60-59 (OT)	Mck
1982-83	USC	74-67	Mck
	USC	72-70	SA
1983-84	USC	71-61	For
	ARIZ	55-49	Mck
1984-85	USC	64-63	Mck
	ARIZ	60-55	SA
1985-86	USC	63-62	SA
	ARIZ	71-62	Mck
1986-87	ARIZ	78-44	Mck
	ARIZ	73-61	SA
1987-88	ARIZ	92-48	Mck
	ARIZ	103-68	SA
1988-89	ARIZ	97-69	SA
	ARIZ	93-70	Mck
1989-90	ARIZ	90-75	SA
	ARIZ	95-70	Mck
	ARIZ	80-57	UAC (1)
1990-91	ARIZ	87-85	Mck
	USC	87-83	SA
1991-92	ARIZ	107-68	Mck
	USC	70-69	SA
1992-93	ARIZ	81-73	For
	ARIZ	87-76	Mck
1993-94	ARIZ	83-74	For
	ARIZ	94-61	Mck
1994-95	ARIZ	94-73	Mck
	ARIZ	89-80	SA
1995-96	ARIZ	93-81	Mck
	ARIZ	86-72	SA
1996-97	USC	75-62	SA
	ARIZ	101-77	Mck
1997-98	ARIZ	91-72	Mck
	USC	91-90 (OT)	SA
1998-99	ARIZ	87-78	SA
	ARIZ	88-73	Mck
1999-00	USC	80-72	SA
	ARIZ	92-85	Mck
2000-01	ARIZ	71-58	Mck

ARIZ..... 105-61..... SA
2001-02 ARIZ..... 97-80..... Mck
USC..... 94-89..... SA
ARIZ..... 81-71..... Stp (1)
2002-03 ARIZ..... 81-72..... SA
ARIZ..... 86-59..... Mck
2003-04 USC..... 99-90..... SA
ARIZ..... 97-70..... Mck
ARIZ..... 79-76..... Stp (1)
2004-05 ARIZ..... 77-68..... Mck
ARIZ..... 88-76..... SA
2005-06 ARIZ..... 74-63..... Mck
USC..... 77-70..... SA
2006-07 USC..... 80-73..... GC
USC..... 80-75..... Mck
2007-08 ARIZ..... 80-69..... GC
USC..... 70-58..... Mck
2008-09 USC..... 65-64..... GC
ARIZ..... 83-76..... Mck
2009-10 USC..... 56-50..... GC
ARIZ..... 86-84 (2OT).... Mck
2010-11 ARIZ..... 82-73..... Mck
USC..... 65-57..... GC
ARIZ..... 67-62..... Stp (1)
2011-12 ARIZ..... 57-46..... GC
ARIZ..... 70-54..... Mck
2012-13 ARIZ..... 74-50..... Mck
USC..... 89-78..... GC
2013-14 ARIZ..... 73-53..... GC

**ARIZ vs. UTAH**

All-time series tied, 28-28  
Longest Win Streak:  
UTAH: 9, 1953-63  
ARIZ: 10, 2004-current

First meeting:

1953-54 Utah..... 65-57..... BDG
2011-12 ARIZ..... 77-51..... JMHC
ARIZ..... 70-61..... Mck
2012-13 ARIZ..... 60-57..... Mck
ARIZ..... 68-64..... JMHC
2013-14 ARIZ..... 65-56..... Mck
ARIZ..... 76-63 (OT).... JMHC
ARIZ..... 71-39..... MGM (1)

**ARIZ vs. WASH**

ARIZ leads all-time series, 47-28  
Longest Win Streak (Since 1978-79):  
ARIZ: 10, 1986-1990  
WASH: 6, 1982-1984

First meeting:

1964-65 #ARIZ... 77-63..... LA
1978-79 WASH... 75-66..... HE
ARIZ..... 71-68..... Mck
1979-80 ARIZ..... 67-65..... Mck
WASH... 75-72..... HE
1980-81 ARIZ..... 84-77..... HE
ARIZ..... 68-66 (OT).... Mck
1981-82 WASH... 60-57..... Mck
WASH... 86-62..... HE
1982-83 WASH... 74-61..... HE
WASH... 80-72..... Mck
1983-84 WASH... 55-53..... Mck
WASH... 56-51..... HE
1984-85 ARIZ..... 69-56..... Mck
WASH... 60-58..... HE
1985-86 ARIZ..... 70-57..... HE
ARIZ..... 77-56..... Mck
1986-87 ARIZ..... 73-72..... HE
ARIZ..... 81-70..... Mck
1987-88 ARIZ..... 110-71..... HE
ARIZ..... 89-71..... Mck

1988-89 ARIZ..... 116-61..... Mck
ARIZ..... 85-68..... HE
1989-90 ARIZ..... 65-51..... Mck
ARIZ..... 75-60..... HE
1990-91 WASH... 70-56..... HE
ARIZ..... 85-56..... Mck
1991-92 WASH... 62-60..... HE
ARIZ..... 85-51..... Mck
1992-93 ARIZ..... 93-76..... Mck
ARIZ..... 81-72..... HE
1993-94 WASH... 74-69..... HE
ARIZ..... 95-62..... Mck
1994-95 ARIZ..... 91-65..... Mck
ARIZ..... 63-54..... HE
1995-96 WASH... 80-79 (OT).... Mck
ARIZ..... 67-65..... HE
1996-97 WASH... 92-88..... HE
ARIZ..... 103-82..... Mck
1997-98 ARIZ..... 110-91..... HE
ARIZ..... 112-81..... Mck
1998-99 ARIZ..... 88-86..... Mck
WASH... 90-84..... HE
1999-00 ARIZ..... 69-62..... Mck
ARIZ..... 65-56..... KA
2000-01 ARIZ..... 89-64..... BAHE
ARIZ..... 82-62..... Mck
2001-02 ARIZ..... 74-69..... BAHE
ARIZ..... 91-82..... Mck
2002-03 ARIZ..... 79-61..... Mck
ARIZ..... 88-85 (OT).... BAHE
2003-04 WASH... 96-83..... BAHE
WASH... 89-84..... Mck
WASH... 90-85..... Stp (1)
2004-05 ARIZ..... 91-82..... Mck
WASH... 93-85..... BAHE
WASH... 81-72..... Stp (1)
2005-06 ARIZ..... 98-96 (2OT).. BAHE
WASH... 70-67..... Mck
2006-07 ARIZ..... 96-87..... BAHE
ARIZ..... 84-54..... Mck
2007-08 ARIZ..... 84-69..... Mck
WASH... 75-66..... BAHE
2008-09 ARIZ..... 106-97..... Mck
WASH... 83-78..... BAHE
2009-10 ARIZ..... 87-70..... Mck
WASH... 81-75..... BAHE
2010-11 WASH... 85-68..... AAA
ARIZ..... 87-86..... Mck
WASH... 77-75 (OT)... Stp (1)
2011-12 WASH... 69-67..... Mck
WASH... 79-70..... AAA
2012-13 ARIZ..... 57-53..... AAA
ARIZ..... 70-52..... Mck
2013-14 ARIZ..... 71-62..... Mck

**ARIZ vs. WSU**

ARIZ leads all-time series, 58-16  
Longest Win Streak (Since 1978-79):  
ARIZ: 38, 1986-2005  
WSU: 3, 1980-1981, 2009-10

First meeting:

1959-60 #WSU... 64-58..... B
1978-79 WSU..... 74-68..... F
ARIZ..... 78-72..... Mck
1979-80 WSU..... 59-57..... Mck
WSU..... 74-71..... F
1980-81 WSU..... 80-71..... F
ARIZ..... 77-73..... Mck
1981-82 WSU..... 59-53..... Mck
ARIZ..... 58-56..... F
1982-83 WSU..... 86-64..... F
WSU..... 75-65..... Mck
1983-84 WSU..... 51-49..... Mck
ARIZ..... 86-68..... F

1984-85 ARIZ..... 73-56..... Mck
ARIZ..... 63-60..... F
1985-86 WSU..... 65-63 (OT)..... F
ARIZ..... 62-61..... Mck
1986-87 ARIZ..... 96-59..... B
ARIZ..... 84-58..... Mck
1987-88 ARIZ..... 89-55..... F
ARIZ..... 79-41..... Mck
1988-89 ARIZ..... 76-59..... Mck
ARIZ..... 74-48..... F
ARIZ..... 62-54..... For (1)
1989-90 ARIZ..... 65-51..... Mck
ARIZ..... 86-62..... F
1990-91 ARIZ..... 84-69..... F
ARIZ..... 84-71..... Mck
1991-92 ARIZ..... 78-65..... F
ARIZ..... 94-72..... Mck
1992-93 ARIZ..... 87-63..... Mck
ARIZ..... 70-64..... F
1993-94 ARIZ..... 80-68..... F
ARIZ..... 85-69..... Mck
1994-95 ARIZ..... 84-76..... Mck
ARIZ..... 114-111 (2OT).... F
1995-96 ARIZ..... 96-78..... Mck
ARIZ..... 72-62..... F
1996-97 ARIZ..... 87-78..... F
ARIZ..... 100-86..... Mck
1997-98 ARIZ..... 94-81..... F
ARIZ..... 83-61..... Mck
1998-99 ARIZ..... 98-87..... Mck
ARIZ..... 81-79..... F
1999-00 ARIZ..... 80-75..... Mck
ARIZ..... 73-50..... F
2000-01 ARIZ..... 84-51..... F
ARIZ..... 86-51..... Mck
2001-02 ARIZ..... 92-85..... F
ARIZ..... 85-68..... Mck
2002-03 ARIZ..... 82-69..... Mck
ARIZ..... 75-62..... F
2003-04 ARIZ..... 61-57..... F
ARIZ..... 72-60..... Mck
2004-05 WSU..... 70-63..... Mck
ARIZ..... 57-56 (OT)..... F
2005-06 ARIZ..... 70-52..... F
ARIZ..... 66-61..... Mck
2006-07 WSU..... 77-73..... F
WSU..... 72-66..... Mck
2007-08 ARIZ..... 76-64..... Mck
ARIZ..... 65-55..... F
2008-09 ARIZ..... 66-56..... Mck
WSU..... 69-53..... F
2009-10 WSU..... 78-76..... Mck
WSU..... 78-60..... F
2010-11 ARIZ..... 65-63..... F
ARIZ..... 79-70..... Mck
2011-12 ARIZ..... 85-61..... Mck
ARIZ..... 76-72..... F
2012-13 ARIZ..... 79-65..... F
ARIZ..... 73-56..... Mck
2013-14 ARIZ..... 60-25..... Mck

**ASU vs. CAL**

ASU leads all-time series, 38-37  
Longest Win Streak (Since 1978-79):  
ASU: 7, 1983-1986  
CAL: 5, 1989-1991, 2010-12

First meeting:

1955-56 #CAL... 64-59..... SDG
1978-79 CAL..... 70-59..... UAC
ASU..... 91-55..... H
1979-80 ASU..... 74-63..... H
ASU..... 69-58..... UAC
1980-81 ASU..... 84-81 (2OT).... H
ASU..... 81-68..... UAC

1981-82 ASU..... 70-57..... UAC
CAL..... 70-65..... H
1982-83 ASU..... 72-65..... H
ASU..... 79-69..... UAC
1983-84 ASU..... 75-60..... UAC
ASU..... 59-54..... H
1984-85 ASU..... 77-70..... H
ASU..... 61-60..... UAC
1985-86 ASU..... 69-67..... UAC
CAL..... 83-61..... H
1986-87 ASU..... 61-53..... UAC
CAL..... 71-65..... H
1987-88 ASU..... 82-60..... UAC
ASU..... 83-75..... H
1988-89 CAL..... 84-60..... H
CAL..... 73-63..... UAC
1989-90 CAL..... 68-66..... UAC
CAL..... 69-60..... H
1990-91 CAL..... 76-65..... H
ASU..... 87-78..... UAC
1991-92 CAL..... 68-61..... H
ASU..... 74-71..... UAC
1992-93 ASU..... 90-83..... UAC
CAL..... 91-67..... OC
1993-94 ASU..... 63-60..... UAC
CAL..... 95-78..... H
1994-95 ASU..... 73-68..... OC
ASU..... 100-81..... UAC
1995-96 ASU..... 56-53..... UAC
CAL..... 97-82..... H
1996-97 ASU..... 64-60..... UAC
CAL..... 84-66..... H
1997-98 CAL..... 82-77..... TNA
ASU..... 99-80..... UAC
1998-99 ASU..... 69-66..... WFA
CAL..... 78-73..... TNA
1999-00 ASU..... 111-108 (2OT).. HP
ASU..... 85-76..... WFA
2000-01 CAL..... 82-67..... WFA
CAL..... 86-67..... HP
2001-02 CAL..... 67-59..... HP
CAL..... 91-80..... WFA
2002-03 ASU..... 75-70..... WFA
CAL..... 80-72..... HP
2003-04 CAL..... 74-62..... WFA
CAL..... 85-83..... HP
2004-05 ASU..... 79-70..... HP
CAL..... 84-82..... WFA
2005-06 CAL..... 88-58..... WFA
ASU..... 65-64 (2OT).... HP
2006-07 CAL..... 66-62 (OT).... WFA
ASU..... 42-41..... HP
2007-08 ASU..... 99-90 (2OT).... HP
CAL..... 76-73..... WFA
2008-09 CAL..... 81-71..... HP
ASU..... 83-66..... WFA
2009-10 CAL..... 78-70..... WFA
CAL..... 62-46..... HP
2010-11 CAL..... 65-61..... WFA
CAL..... 66-62..... HP
2011-12 CAL..... 68-47..... HP
2012-13 ASU..... 66-62..... WFA
2010-11 ASU..... 89-78 (OT).... HP
ASU..... 78-60..... WFA

## ASU vs. COLO

All-time series tied, 5-5  
 Longest Win Streak:  
 ASU: 3, 2013-14  
 COLO: 3, 1968-2012

First meeting:  
 1962-63 ASU..... 71-53..... SDG

2011-12 COLO.... 69-54.....CEC  
 COLO.... 63-49..... WFA

2012-13 ASU..... 65-56..... WFA  
 ASU..... 63-62.....CEC

2013-14 ASU..... 72-51..... WFA  
 COLO.... 61-52.....CEC

## ASU vs. ORE

ASU leads all-time series, 42-35  
 Longest Win Streak (Since 1978-79):  
 ASU: 8, 1990-1994  
 ORE: 5, 1986-1988

First meeting:  
 1960-61 #ORE.... 71-55..... McA

1978-79 ASU..... 65-45..... McA  
 ORE..... 70-63.....UAC

1979-80 ASU..... 103-77..... UAC  
 ASU..... 88-65..... McA

1980-81 ASU..... 104-64..... UAC  
 ASU..... 78-77 (OT)..... McA

1981-82 ORE..... 82-65..... McA  
 ASU..... 80-62.....UAC

1982-83 ASU..... 54-52.....UAC  
 ASU..... 81-80 (OT)..... McA

1983-84 ORE..... 80-69..... McA  
 ASU..... 60-56.....UAC

1984-85 ORE..... 81-72..... McA  
 ASU..... 65-64.....UAC

1985-86 ASU..... 76-58.....UAC  
 ORE..... 89-65..... McA

1986-87 ORE..... 77-69..... McA  
 ORE..... 70-62.....UAC

1987-88 ORE..... 86-84..... McA  
 ORE..... 87-82 (OT)..... UAC

1988-89 ASU..... 72-70.....UAC  
 ASU..... 98-94..... McA

1989-90 ORE..... 63-61..... McA  
 ASU..... 75-71.....UAC

1990-91 ASU..... 99-84..... McA  
 ASU..... 87-84 (OT)..... UAC

1991-92 ASU..... 71-62.....UAC  
 ASU..... 58-48..... McA

1992-93 ASU..... 99-84..... McA  
 ASU..... 103-88.....UAC

1993-94 ASU..... 84-78.....UAC  
 ORE..... 87-80..... McA

1994-95 ASU..... 79-76..... McA  
 ORE..... 72-73.....UAC

1995-96 ORE..... 81-70.....UAC  
 ASU..... 74-73..... McA

1996-97 ORE..... 76-51.....UAC  
 ORE..... 85-77..... McA

1997-98 ASU..... 67-51.....UAC  
 ORE..... 97-73..... McA

1998-99 ASU..... 64-60..... McA  
 ORE..... 76-75..... WFA

1999-00 ORE..... 86-73..... WFA  
 ORE..... 76-74..... McA

2000-01 ASU..... 99-72..... McA  
 ASU..... 86-74..... WFA

2001-02 ORE..... 103-90..... McA  
 ASU..... 95-88..... WFA

2002-03 ORE..... 94-73..... McA  
 ASU..... 91-77..... WFA  
 ORE..... 83-82..... Stp (1)

2003-04 ORE..... 83-76..... WFA

ASU..... 86-75..... McA

2004-05 ASU..... 64-51..... McA  
 ASU..... 66-56..... WFA

2005-06 ORE..... 67-53..... McA  
 ORE..... 98-87..... WFA

2006-07 ORE..... 60-55..... WFA  
 ORE..... 55-51..... McA

2007-08 ASU..... 62-54..... WFA  
 ORE..... 67-61..... McA

2008-09 ASU..... 76-58..... WFA  
 ASU..... 66-57..... McA

2009-10 ASU..... 76-57..... McA  
 ASU..... 61-51..... WFA

2010-11 ASU..... 60-55..... McA  
 ASU..... 73-53..... WFA  
 ORE..... 76-69..... Stp (1)

2011-12 ORE..... 67-59..... WFA

2012-13 ORE..... 68-65..... MK

2013-14 ASU..... 74-72..... WFA  
 ORE..... 85-78..... MK

## ASU vs. OSU

OSU leads all-time series, 43-36  
 Longest Win Streak (Since 1978-79):  
 ASU: 6, 2008-10  
 OSU: 9, 1986-90

First meeting:  
 1960-61 #ASU.... 79-77..... SDG

1978-79 OSU..... 97-80..... G  
 ASU..... 85-72..... UAC

1979-80 OSU..... 63-59..... UAC  
 OSU..... 82-75 (OT)..... G

1980-81 OSU..... 71-67..... UAC  
 ASU..... 87-67..... G

1981-82 OSU..... 74-43..... G  
 ASU..... 68-60..... UAC

1982-83 OSU..... 68-59..... UAC  
 OSU..... 108-93..... G

1983-84 OSU..... 67-62..... G  
 OSU..... 69-58..... UAC

1984-85 ASU..... 83-82 (20T)..... G  
 OSU..... 75-64..... UAC

1985-86 ASU..... 71-56..... UAC  
 OSU..... 75-69 (OT)..... G

1986-87 OSU..... 81-75..... G  
 OSU..... 86-71..... UAC

1987-88 OSU..... 76-68..... G  
 OSU..... 78-75..... UAC

1988-89 OSU..... 85-65..... UAC  
 OSU..... 89-83..... G

1989-90 OSU..... 87-64..... G  
 OSU..... 73-59..... UAC  
 ASU..... 83-75..... UAC (1)

1990-91 OSU..... 91-69..... G  
 ASU..... 84-69..... UAC

1991-92 OSU..... 61-47..... UAC  
 OSU..... 80-72..... G

1992-93 ASU..... 82-73..... G  
 ASU..... 76-61..... UAC

1993-94 ASU..... 88-82..... UAC  
 ASU..... 80-60..... G

1994-95 OSU..... 83-70..... G  
 ASU..... 82-44..... UAC

1995-96 ASU..... 63-58 (OT)..... UAC  
 ASU..... 93-75..... G

1996-97 ASU..... 78-75 (OT)..... UAC  
 OSU..... 71-67..... G

1997-98 OSU..... 70-61..... UAC  
 ASU..... 70-63..... G

1998-99 OSU..... 81-51..... G  
 ASU..... 87-66..... WFA

1999-00 ASU..... 75-64..... WFA  
 ASU..... 77-74 (OT)..... G

2000-01 ASU..... 73-58..... G

ASU..... 61-59..... WFA

2001-02 OSU..... 62-57..... G  
 ASU..... 67-58..... WFA

2002-03 ASU..... 67-47..... G  
 ASU..... 74-64..... WFA

2003-04 ASU..... 83-79..... WFA  
 OSU..... 68-61..... G

2004-05 OSU..... 88-66..... G  
 ASU..... 75-73..... WFA

2004-05 ASU..... 65-63 (OT)..... G  
 ASU..... 76-59..... WFA  
 OSU..... 71-68..... Stp (1)

2006-07 OSU..... 67-59..... WFA  
 OSU..... 59-55..... G

2007-08 ASU..... 72-53..... WFA  
 ASU..... 77-64..... G

2008-09 ASU..... 69-38..... WFA  
 ASU..... 49-38..... G

2009-10 ASU..... 66-57..... G  
 ASU..... 56-46..... WFA

2010-11 OSU..... 80-58..... G  
 ASU..... 80-66..... WFA

2011-12 ASU..... 76-66..... WFA

2012-13 ASU..... 72-62..... G

2013-14 ASU..... 86-82 (OT)..... WFA  
 OSU..... 78-76 (OT)..... G

## ASU vs. STAN

STAN leads all-time series, 46-32  
 Longest Win Streak (Since 1978-79):  
 ASU: 6, 1980-1982  
 STAN: 13, 1998-2004

First meeting:  
 1957-58 #STAN.. 78-71..... SP

1978-79 ASU..... 80-68..... UAC  
 STAN.... 75-61..... MP

1979-80 ASU..... 70-64..... MP  
 ASU..... 93-80..... UAC

1980-81 ASU..... 84-66..... MP  
 ASU..... 79-54..... UAC

1981-82 ASU..... 66-58..... UAC  
 ASU..... 70-69..... MP

1982-83 STAN.... 86-80..... MP  
 ASU..... 76-72 (20T)..... UAC

1983-84 STAN.... 64-58..... UAC  
 STAN.... 74-66..... MP

1984-85 ASU..... 89-74..... MP  
 ASU..... 91-75..... UAC

1985-86 STAN.... 66-59..... UAC  
 ASU..... 77-75 (OT)..... MP

1986-87 STAN.... 69-65..... UAC  
 STAN.... 97-92 (OT)..... MP

1987-88 ASU..... 104-80..... UAC  
 STAN.... 96-63..... MP

1988-89 STAN.... 94-65..... MP  
 STAN.... 75-60..... UAC

1989-90 ASU..... 64-53..... UAC  
 STAN.... 57-44..... MP

1990-91 ASU..... 58-47..... MP  
 ASU..... 75-57..... UAC

1991-92 STAN.... 86-73..... MP  
 ASU..... 76-71..... UAC

1992-93 ASU..... 109-87..... UAC  
 ASU..... 75-71..... MP

1993-94 ASU..... 78-67..... UAC  
 ASU..... 71-69..... MP

1994-95 STAN.... 91-75..... MP  
 ASU..... 79-70..... UAC

1995-96 STAN.... 67-53..... UAC  
 STAN.... 83-70..... MP

1996-97 STAN.... 81-65..... UAC  
 STAN.... 86-63..... MP

1997-98 ASU..... 90-87 (OT)..... MP  
 STAN.... 86-73..... UAC

1998-99 STAN.... 73-63..... WFA  
 STAN.... 87-77 (OT)..... MP

1999-00 STAN.... 86-67..... MP  
 STAN.... 65-57..... WFA

2000-01 STAN.... 94-77..... WFA  
 STAN.... 99-75..... MP

2001-02 STAN.... 90-81..... MP  
 STAN.... 81-76..... WFA

2002-03 STAN.... 58-57..... WFA  
 STAN.... 88-77..... MP

2003-04 STAN.... 63-62..... WFA  
 STAN.... 81-51..... MP

2004-05 ASU..... 81-69..... MP  
 ASU..... 74-67..... WFA

2005-06 STAN.... 70-64..... WFA  
 STAN.... 82-69..... MP

2006-07 STAN.... 71-60..... WFA  
 STAN.... 63-53..... MP

2007-08 STAN.... 67-52..... MP  
 ASU..... 72-68 (OT)..... WFA

2008-09 ASU..... 90-60..... MP  
 STAN.... 74-64..... WFA

2009-10 ASU..... 88-70..... WFA  
 ASU..... 68-60..... MP  
 STAN.... 70-61..... Stp (1)

2010-11 STAN.... 55-41..... WFA  
 STAN.... 83-75..... MP

2011-12 STAN.... 68-44..... MP  
 STAN.... 85-65..... Stp (1)

2012-13 STAN.... 62-59..... WFA  
 ASU..... 89-88 (OT)MGM (1)

2013-14 STAN.... 76-70..... MP  
 ASU..... 76-64..... WFA  
 STAN.... 78-58..... MGM (1)

## ASU vs. UCLA

UCLA leads all-time series, 64-18  
 Longest Win Streak (Since 1978-79):  
 ASU: 3, 1980-1981 and 2002-2003  
 UCLA: 22, 1990-2000

First meeting:  
 1949-50 #UCLA.. 83-53..... LA

1978-79 UCLA.... 95-79..... UAC  
 UCLA.... 85-83..... PP

1979-80 ASU..... 78-76..... PP  
 ASU..... 92-80..... UAC

1980-81 ASU..... 78-74 (30T)..... UAC  
 UCLA.... 64-61..... PP

1981-82 UCLA.... 75-59..... PP  
 UCLA.... 72-60..... UAC

1982-83 UCLA.... 87-86..... UAC  
 ASU..... 78-76..... PP

1983-84 UCLA.... 79-57..... PP  
 ASU..... 76-67..... UAC

1984-85 UCLA.... 64-61..... UAC  
 UCLA.... 69-65..... PP

1985-86 UCLA.... 86-75..... PP  
 ASU..... 74-73 (OT)..... UAC

1986-87 UCLA.... 61-51..... UAC  
 ASU..... 67-64..... PP  
 UCLA.... 99-83..... PP (1)

1987-88 UCLA.... 94-81..... UAC  
 UCLA.... 79-73..... PP

1988-89 UCLA.... 94-84..... PP  
 ASU..... 93-86..... UAC

1989-90 UCLA.... 62-53..... PP  
 UCLA.... 80-72..... UAC  
 UCLA.... 79-78..... UAC (1)

1990-91 UCLA.... 82-68..... UAC  
 UCLA.... 64-44..... PP

1991-92 UCLA.... 83-62..... UAC  
 UCLA.... 85-77..... PP

1992-93 UCLA.... 89-85..... PP  
 UCLA.... 74-77..... UAC

1993-94	UCLA ... 98-81..... PP
	UCLA ... 76-70..... UAC
1994-95	UCLA ... 85-72..... UAC
	UCLA ... 82-77 (OT)..... PP
1995-96	UCLA ... 87-73..... UAC
	UCLA ... 87-70..... PP
1996-97	UCLA ... 79-62..... PP
	UCLA ... 92-81..... UAC
1997-98	UCLA ... 78-73..... UAC
	UCLA ... 102-94..... PP
1998-99	UCLA ... 88-85 (OT)..... PP
	UCLA ... 68-65..... WFA
1999-00	UCLA ... 83-77..... PP
	ASU ... 104-75..... WFA
2000-01	UCLA ... 91-83..... WFA
	UCLA ... 73-68..... PP
2001-02	UCLA ... 82-79..... WFA
	ASU ... 69-68..... PP
2002-03	ASU ... 75-64..... PP
	ASU ... 85-69..... WFA
2003-04	UCLA ... 66-58..... PP
	ASU ... 74-62 (OT)..... WFA
2004-05	UCLA ... 86-82..... WFA
	UCLA ... 95-76..... PP
2005-06	UCLA ... 61-60..... WFA
	UCLA ... 69-60..... PP
2006-07	UCLA ... 60-50..... PP
	UCLA ... 67-61..... WFA
2007-08	UCLA ... 84-51..... PP
	UCLA ... 70-49..... WFA
2008-09	ASU ... 61-58 (OT)..... PP
	ASU ... 74-67..... WFA
2009-10	UCLA ... 72-70..... PP
	ASU ... 65-46..... WFA
2010-11	UCLA ... 73-72 (OT)..... WFA
	UCLA ... 71-53..... PP
2011-12	UCLA ... 75-58..... HC
	UCLA ... 66-57..... WFA
2012-13	ASU ... 78-60..... WFA
	UCLA ... 79-74..... PP
	UCLA ... 80-75..... MGM (1)
2013-14	UCLA ... 87-72..... PP

**ASU vs. USC**

USC leads all-time series, 50-39  
Longest Win Streak (Since 1978-79):  
ASU: 4, 1980-1981  
USC: 5, 2001-2003

First meeting:  
1928-29 #USC ... 44-19..... SDG

1978-79	USC ... 69-65..... UAC
	USC ... 75-59..... SA
1979-80	#USC ... 77-66..... UAC
	ASU ... 81-75..... SA
	ASU ... 67-57..... UAC
1980-81	ASU ... 69-55..... UAC
	ASU ... 77-61..... SA
1981-82	USC ... 64-57..... SA
	ASU ... 80-62..... UAC
1982-83	ASU ... 75-68..... UAC
	USC ... 94-92..... SA
1983-84	ASU ... 65-48..... UAC
	ASU ... 76-73..... SA
1984-85	USC ... 73-54..... UAC
	USC ... 76-60..... SA
1985-86	USC ... 81-72..... SA
	ASU ... 75-67..... UAC
1986-87	USC ... 66-62..... UAC
	ASU ... 69-62..... SA
1987-88	ASU ... 77-74..... UAC
	USC ... 74-70..... SA
1988-89	ASU ... 67-62..... SA
	USC ... 93-86..... UAC
	USC ... 94-82..... For (1)

1989-90	USC ... 69-59..... LC
	USC ... 88-63..... UAC
1990-91	ASU ... 84-80 (OT)..... UAC
	ASU ... 88-83..... SA
1991-92	USC ... 69-64..... UAC
	USC ... 81-66..... SA
1992-93	USC ... 87-79..... SA
	ASU ... 101-67..... UAC
1993-94	ASU ... 87-62..... LC
	USC ... 68-56..... UAC
1994-95	ASU ... 81-71..... UAC
	USC ... 74-70..... SA
1995-96	USC ... 80-67..... UAC
	ASU ... 69-66..... SA
1996-97	USC ... 75-56..... SA
	USC ... 72-66..... UAC
1997-98	ASU ... 84-81..... UAC
	USC ... 117-71..... SA
1998-99	USC ... 72-70..... SA
	USC ... 84-73..... WFA
1999-00	USC ... 95-92 (OT)..... SA
	ASU ... 93-81..... WFA
2000-01	USC ... 77-58..... WFA
	USC ... 80-68..... SA
2001-02	USC ... 81-73..... WFA
	USC ... 83-61..... SA
2002-03	USC ... 76-74..... SA
	ASU ... 108-78..... WFA
2003-04	ASU ... 100-85..... SA
	USC ... 93-84 (OT)..... WFA
2004-05	USC ... 98-94..... WFA
	USC ... 82-71..... SA
2005-06	USC ... 66-65..... WFA
	ASU ... 68-65..... SA
2006-07	USC ... 58-49..... GC
	ASU ... 68-58..... WFA
2007-08	USC ... 67-53..... GC
	ASU ... 80-66..... WFA
	USC ... 59-55..... Stp (1)
2008-09	USC ... 61-49..... GC
	ASU ... 65-53..... WFA
	USC ... 66-63..... Stp (1)
2009-10	USC ... 47-37..... GC
	ASU ... 59-54..... WFA
2010-11	USC ... 63-61..... WFA
	USC ... 62-46..... GC
2011-12	ASU ... 62-53..... GC
	ASU ... 56-52..... WFA
2012-13	ASU ... 98-93..... WFA
	USC ... 57-56..... GC
2013-14	ASU ... 79-60..... GC

**ASU vs. UTAH**

UTAH leads all-time series, 27-19  
Longest Win Streak:  
ASU: 5, 1973-1975  
UTAH: 7, 1976-82

First meeting:  
1960-61 UTAH ... 88-80..... N

2011-12	UTAH ... 64-43..... JMHC
	ASU ... 57-52..... WFA
2012-13	ASU ... 55-54..... WFA
	UTAH ... 60-55..... JMHC
2013-14	ASU ... 79-75..... WFA
	UTAH ... 86-63..... JMHC

**ASU vs. WASH**

WASH leads all-time series, 41-36  
Longest Win Streak (Since 1978-79):  
ASU: 14, 1990-1996  
WASH: 11, 2004-08

First meeting:  
1977-78 #WASH ... 68-62..... HE

1978-79	ASU ... 70-65..... HE
	ASU ... 77-59..... UAC
1979-80	ASU ... 69-56..... UAC
	ASU ... 75-61..... HE
1980-81	ASU ... 90-62..... HE
	ASU ... 78-76..... UAC
1981-82	WASH ... 47-46..... UAC
	WASH ... 59-55..... HE
1982-83	ASU ... 72-68..... HE
	ASU ... 70-54..... UAC
1983-84	WASH ... 57-53..... UAC
	WASH ... 70-61..... HE
1984-85	WASH ... 72-65..... UAC
	WASH ... 81-63..... HE
1985-86	WASH ... 72-58..... HE
	WASH ... 64-62..... UAC
1986-87	WASH ... 81-72..... HE
	ASU ... 71-70..... UAC
1987-88	ASU ... 87-78..... HE
	WASH ... 77-73..... UAC
	WASH ... 96-82..... McK (1)
1988-89	ASU ... 121-90..... UAC
	WASH ... 83-72..... HE
1989-90	ASU ... 63-48..... UAC
	ASU ... 58-56..... HE
	ASU ... 57-51..... UAC (1)
1990-91	ASU ... 68-60..... HE
	ASU ... 53-41..... UAC
1991-92	ASU ... 68-62..... HE
	ASU ... 55-47..... UAC
1992-93	ASU ... 94-85..... UAC
	ASU ... 79-74..... HE
1993-94	ASU ... 59-53..... HE
	ASU ... 73-55..... UAC
1994-95	ASU ... 78-73 (OT)..... UAC
	ASU ... 72-71..... HE
1995-96	ASU ... 88-79..... UAC
	WASH ... 75-64..... HE
1996-97	WASH ... 72-61..... HE
	WASH ... 72-69..... UAC
1997-98	WASH ... 92-70..... HE
	ASU ... 94-85..... UAC
1998-99	ASU ... 96-72..... WFA
	WASH ... 93-85..... HE
1999-00	ASU ... 90-80..... WFA
	ASU ... 81-67..... KA
2000-01	WASH ... 70-68 (OT)..... BAHE
	ASU ... 89-57..... WFA
2001-02	WASH ... 81-68..... BAHE
	ASU ... 86-74..... WFA
2002-03	ASU ... 89-57..... WFA
	ASU ... 79-77 (OT)..... BAHE
2003-04	WASH ... 90-81..... BAHE
	WASH ... 96-72..... WFA
2004-05	WASH ... 79-70..... WFA
	WASH ... 90-82..... BAHE
	WASH ... 95-90 (OT)..... Stp (1)
2005-06	WASH ... 91-67..... BAHE
	WASH ... 91-66..... WFA
2006-07	WASH ... 64-53..... BAHE
	WASH ... 66-61..... WFA
	WASH ... 59-51..... Stp (1)
2007-08	WASH ... 72-61..... WFA
	ASU ... 77-63..... BAHE
2008-09	WASH ... 84-71..... BAHE
	WASH ... 73-70 (OT)..... WFA
	ASU ... 75-65..... Stp (1)

2009-10	ASU ... 68-51..... WFA
	WASH ... 79-56..... BAHE
2010-11	WASH ... 88-75..... AAA
	WASH ... 79-62..... WFA
2011-12	WASH ... 60-54..... WFA
	WASH ... 77-69..... AAA
2012-13	WASH ... 96-92..... AAA
	WASH ... 68-59..... WFA
2013-14	WASH ... 76-65..... AAA

**ASU vs. WSU**

ASU leads all-time series, 37-35  
Longest Win Streak (Since 1978-79):  
ASU: 6, 1998-2000  
WSU: 6, 2007-09

First meeting:  
1959-60 #ASU ... 94-70..... (n/a)

1978-79	WSU ... 84-67..... F
	WSU ... 84-79..... UAC
1979-80	ASU ... 75-74..... UAC
	WSU ... 71-58..... F
1980-81	ASU ... 62-59 (20T)..... F
	ASU ... 77-63..... UAC
1981-82	WSU ... 53-43..... UAC
	WSU ... 70-68 (OT)..... F
1982-83	WSU ... 75-74..... F
	ASU ... 90-78..... UAC
1983-84	ASU ... 64-62 (OT)..... UAC
	ASU ... 67-41..... F
1984-85	ASU ... 63-59..... UAC
	WSU ... 86-78..... F
1985-86	WSU ... 70-62..... F
	ASU ... 80-78 (20T)..... UAC
1986-87	ASU ... 80-64..... F
	ASU ... 66-62..... UAC
	ASU ... 76-60..... PP (1)
1987-88	ASU ... 66-65 (OT)..... F
	WSU ... 70-66..... UAC
1988-89	WSU ... 65-59..... UAC
	WSU ... 96-80..... F
1989-90	ASU ... 75-64..... UAC
	ASU ... 68-57..... F
1990-91	WSU ... 95-86..... F
	WSU ... 74-72..... UAC
1991-92	ASU ... 95-86..... F
	ASU ... 71-70..... UAC
1992-93	ASU ... 81-77..... UAC
	WSU ... 97-67..... F
1993-94	WSU ... 73-70..... F
	WSU ... 80-71..... UAC
1994-95	ASU ... 87-60..... UAC
	WSU ... 84-71..... F
1995-96	WSU ... 72-58..... UAC
	WSU ... 103-78..... F
1996-97	WSU ... 74-55..... F
	WSU ... 74-70..... UAC
1997-98	ASU ... 86-85..... F
	ASU ... 82-68..... UAC
1998-99	ASU ... 91-63..... WFA
	ASU ... 69-64..... F
1999-00	ASU ... 81-64..... WFA
	ASU ... 81-79 (OT)..... F
2000-01	WSU ... 81-60..... F
	WSU ... 58-57..... WFA
2001-02	ASU ... 81-71..... F
	ASU ... 96-45..... WFA
2002-03	ASU ... 96-55..... WFA
	ASU ... 87-54..... F
2003-04	WSU ... 63-56..... F
	WSU ... 83-70..... WFA
2004-05	ASU ... 68-62..... WFA
	WSU ... 57-55..... F
2005-06	WSU ... 64-49..... F
	ASU ... 68-55..... WFA

2006-07	WSU..... 75-55.....	F
	WSU..... 48-47.....	WFA
2007-08	WSU..... 56-55.....	WFA
	WSU..... 59-47.....	F
2008-09	WSU..... 65-55.....	WFA
	WSU..... 51-49 (OT).....	F
2009-10	ASU..... 71-46.....	WFA
	ASU..... 81-70.....	F
2010-11	WSU..... 78-61.....	F
	ASU..... 71-69.....	WFA
2011-12	ASU..... 71-67.....	WFA
	WSU..... 72-50.....	F
2012-13	ASU..... 63-59.....	F
	ASU..... 69-57.....	WFA
2013-14	ASU..... 66-47.....	F

## CAL vs. COLO

All-time series tied, 12-12

Longest Win Streak:

CAL: 3, 1944-1954

COLO: 3, 2003-10

First meeting:

1943-44 CAL..... 50-44..... N

2011-12 CAL..... 57-50..... HP

COLO..... 70-57..... CEC

COLO..... 70-59..... Stp (1)

2012-13 COLO..... 81-71..... CEC

CAL..... 62-46..... HP

2013-14 CAL..... 66-65 (OT)..... HP

COLO..... 59-56..... MGM (1)

## CAL vs. ORE

CAL leads all-time series, 83-55

Longest Win Streak (Since 1978-79):

CAL: 9, 2009-current

ORE: 3, 1991-1992

First meeting:

1918-19 ORE..... 39-37..... Eug

1978-79 ORE..... 74-59..... McA

CAL..... 74-62..... H

1979-80 CAL..... 80-71..... H

ORE..... 75-67..... McA

1980-81 ORE..... 87-80..... McA

CAL..... 85-77..... H

1981-82 CAL..... 91-81..... H

CAL..... 70-60..... McA

1982-83 ORE..... 69-67 (OT)..... McA

CAL..... 75-63..... H

1983-84 CAL..... 55-54..... H

ORE..... 45-44..... McA

1984-85 #CAL..... 70-68..... MC

CAL..... 50-37..... H

ORE..... 70-53..... McA

1985-86 ORE..... 65-55..... McA

CAL..... 64-55..... H

1986-87 CAL..... 78-67..... H

ORE..... 86-73..... McA

1987-88 CAL..... 77-74..... McA

ORE..... 62-56..... H

1988-89 CAL..... 80-62..... H

CAL..... 78-74..... McA

1989-90 CAL..... 95-72..... H

CAL..... 79-78..... McA

1990-91 ORE..... 73-67..... McA

ORE..... 74-71..... H

1991-92 ORE..... 67-57..... McA

CAL..... 87-76..... H

1992-93 CAL..... 82-65..... H

CAL..... 79-76..... McA

1993-94 CAL..... 81-61..... McA

CAL..... 82-73..... H

1994-95 ORE..... 94-86..... OC

	ORE..... 83-67.....	McA
1995-96	&CAL..... 97-72.....	H
	ORE..... 60-58.....	McA
1996-97	CAL..... 73-62.....	McA
	CAL..... 73-66.....	H
1997-98	ORE..... 66-59.....	McA
	CAL..... 75-71.....	TNA
1998-99	ORE..... 71-69 (OT).....	TNA
	ORE..... 93-82.....	McA
	CAL..... 85-69.....	MSG (NIT)
1999-00	ORE..... 83-68.....	McA
	ORE..... 64-60.....	HP
2000-01	CAL..... 78-62.....	HP
	CAL..... 65-56.....	McA
2001-02	ORE..... 76-72.....	McA
	CAL..... 107-103 (20T).....	HP
2002-03	CAL..... 88-72.....	HP
	CAL..... 86-75.....	McA
2003-04	ORE..... 68-56.....	McA
	CAL..... 85-81 (OT).....	HP
	ORE..... 87-82.....	Stp (1)
2004-05	CAL..... 65-62.....	HP
	ORE..... 63-58.....	McA
2005-06	CAL..... 77-66.....	HP
	CAL..... 62-60.....	McA
	CAL..... 91-87 (20T).....	Stp (1)
2006-07	ORE..... 92-84.....	McA
	CAL..... 63-61.....	HP
	ORE..... 81-63.....	Stp (1)
2007-08	ORE..... 79-70.....	McA
	ORE..... 92-70.....	HP
2008-09	CAL..... 76-69.....	HP
	CAL..... 78-60.....	McA
2009-10	CAL..... 89-57.....	HP
	CAL..... 64-49.....	McA
	CAL..... 90-74.....	Stp (1)
2010-11	CAL..... 85-77.....	HP
	CAL..... 81-71.....	MK
2011-12	CAL..... 77-60.....	MK
	CAL..... 86-83.....	HP
2012-13	CAL..... 58-54.....	HP
	CAL..... 48-46.....	MK
2013-14	CAL..... 96-83.....	MK

## CAL vs. OSU

CAL leads all-time series, 81-60

Longest Win Streak (Since 1978-79):

CAL: 14, 1998-2005

OSU: 8, 1979-1982 and 1988-1991

First meeting:

1915-16 CAL..... 17-14..... Berk

1978-79 OSU..... 76-51..... G

OSU..... 59-51..... H

1979-80 OSU..... 86-55..... H

OSU..... 52-51..... G

1980-81 OSU..... 80-53..... G

OSU..... 69-54..... H

1981-82 OSU..... 74-43..... H

OSU..... 57-50..... G

1982-83 CAL..... 59-52..... G

OSU..... 70-65 (OT)..... H

1983-84 OSU..... 44-42..... H

OSU..... 64-60 (OT)..... G

1984-85 #OSU..... 70-59..... MC

CAL..... 42-36..... H

OSU..... 51-37..... G

1985-86 OSU..... 58-42..... G

CAL..... 72-66..... H

1986-87 CAL..... 69-61..... H

OSU..... 59-57..... G

CAL..... 64-57..... PP (1)

CAL..... 65-62..... G (NIT)

1987-88 OSU..... 82-46..... G

OSU..... 65-54..... H

1988-89	OSU..... 69-64 (OT).....	H
	OSU..... 60-54.....	G
	OSU..... 79-66.....	For (1)
1989-90	OSU..... 64-58.....	H
	OSU..... 98-81.....	G
1990-91	OSU..... 59-55.....	G
	CAL..... 83-76.....	H
1991-92	OSU..... 77-65.....	G
	CAL..... 79-66.....	H
1992-93	OSU..... 64-63.....	H
	CAL..... 78-72.....	G
1993-94	&CAL..... 67-61.....	G
	&CAL..... 74-44.....	OC
1994-95	OSU..... 76-67.....	H
	OSU..... 83-67.....	G
1995-96	CAL..... 57-51.....	G
	CAL..... 70-52.....	H
1996-97	CAL..... 80-70.....	G
	CAL..... 90-68.....	H
1997-98	CAL..... 84-70.....	G
	OSU..... 46-43.....	TNA
1998-99	CAL..... 54-52.....	TNA
	CAL..... 68-61.....	G
1999-00	CAL..... 71-65.....	G
	CAL..... 70-68.....	HP
2000-01	CAL..... 81-67.....	HP
	CAL..... 72-69 (OT).....	G
2001-02	CAL..... 61-53.....	G
	CAL..... 73-58.....	HP
2002-03	CAL..... 78-73.....	HP
	CAL..... 84-71.....	G
	CAL..... 69-49.....	Stp (1)
2003-04	CAL..... 88-74.....	G
	CAL..... 75-58.....	HP
2004-05	CAL..... 91-66.....	HP
	OSU..... 82-63.....	G
2005-06	OSU..... 72-64.....	HP
	CAL..... 69-52.....	G
2006-07	CAL..... 77-74.....	G
	CAL..... 84-80 (OT).....	HP
	CAL..... 70-51.....	Stp (1)
2007-08	CAL..... 69-59.....	G
	CAL..... 81-76.....	HP
2008-09	OSU..... 69-65.....	HP
	OSU..... 65-54.....	HP
2009-10	CAL..... 65-61.....	G
	OSU..... 80-64.....	G
2010-11	CAL..... 85-57.....	HP
	CAL..... 87-76.....	G
2011-12	OSU..... 92-85.....	G
	CAL..... 77-63.....	HP
2012-13	CAL..... 71-68.....	HP
	CAL..... 60-59.....	G
2013-14	CAL..... 88-83.....	G

## CAL vs. STAN

CAL leads all-time series, 146-116

Longest Win Streak (Since 1978-79):

CAL: 5, 1982-1984 and 1985-1987

STAN: 10, 1997-2002

First meeting:

1911-12 #CAL..... 32-16..... Berk

1978-79 STAN..... 73-50..... H

STAN..... 54-49..... MP

1979-80 CAL..... 77-69..... MP

STAN..... 75-74..... H

1980-81 CAL..... 58-56..... H

STAN..... 81-72..... MP

1981-82 CAL..... 87-78..... MP

CAL..... 78-59..... H

1982-83 CAL..... 75-61..... H

CAL..... 66-64..... MP

1983-84 CAL..... 66-64..... MP

STAN..... 62-51..... H

1984-85	CAL..... 87-72.....	H
	CAL..... 43-41 (20T).....	MP
1985-86	CAL..... 75-69.....	MP
	CAL..... 81-53.....	H
1986-87	CAL..... 87-72.....	H
	STAN..... 88-80.....	MP
1987-88	STAN..... 70-54.....	MP
	STAN..... 71-61.....	H
1988-89	CAL..... 75-64.....	H
	STAN..... 97-71.....	MP
1989-90	CAL..... 66-63.....	MP
	STAN..... 79-58.....	H
	STAN..... 77-61.....	UAC (1)
1990-91	STAN..... 90-72.....	MP
	CAL..... 75-70.....	H
1991-92	STAN..... 76-61.....	MP
	STAN..... 92-66.....	OC
1992-93	CAL..... 83-66.....	H
	CAL..... 86-61.....	MP
1993-94	STAN..... 88-79.....	MP
	CAL..... 80-62.....	H
1994-95	STAN..... 78-73.....	H
	STAN..... 83-70.....	MP
1995-96	&CAL..... 85-69.....	H
	STAN..... 93-79.....	MP
1996-97	CAL..... 70-64.....	H
	STAN..... 73-63.....	MP
1997-98	STAN..... 84-74.....	MP
	STAN..... 74-72.....	TNA
1998-99	STAN..... 71-62.....	MP
	STAN..... 57-55.....	TNA
1999-00	STAN..... 81-70.....	HP
	STAN..... 101-50.....	MP
2000-01	STAN..... 84-58.....	MP
	STAN..... 88-56.....	HP
2001-02	STAN..... 82-62.....	MP
	CAL..... 68-54.....	HP
2002-03	CAL..... 72-59.....	HP
	STAN..... 72-60.....	MP
2003-04	STAN..... 68-61.....	MP
	STAN..... 69-58.....	HP
2004-05	STAN..... 74-58.....	HP
	STAN..... 71-56.....	MP
2005-06	STAN..... 75-61.....	MP
	CAL..... 65-62.....	HP
2006-07	CAL..... 67-63.....	MP
	STAN..... 90-71.....	HP
2007-08	STAN..... 82-77.....	HP
	STAN..... 79-69.....	MP
2008-09	STAN..... 75-69.....	MP
	CAL..... 82-75.....	HP
2009-10	CAL..... 92-66.....	HP
	CAL..... 71-61.....	MP
2010-11	STAN..... 82-68.....	MP
	CAL..... 74-55.....	HP
2011-12	CAL..... 69-59.....	HP
	STAN..... 75-70.....	MP
	CAL..... 77-71.....	Stp (1)
2012-13	STAN..... 69-59.....	MP
	STAN..... 83-70.....	HP
2013-14	CAL..... 69-62.....	MP
	STAN..... 80-69.....	HP

## CAL vs. UCLA

UCLA leads all-time series, 135-101

Longest Win Streak (Since 1978-79):

CAL: 5, 1993-1995

UCLA: 14, 1979-1985

First meeting:

1920-21 #CAL..... 36-28..... Berk

1978-79 UCLA..... 95-67..... H

UCLA..... 79-68..... PP

1979-80 UCLA..... 73-59..... PP

UCLA..... 83-58..... H

1980-81	UCLA	75-61	PP
	UCLA	72-66	H
1981-82	UCLA	83-56	H
	UCLA	70-65 (OT)	PP
1982-83	UCLA	68-63	H
	UCLA	70-60	PP
1983-84	UCLA	76-54	PP
	UCLA	70-62 (OT)	H
1984-85	UCLA	80-69	PP
	UCLA	54-48	H
1985-86	CAL	75-67	H
	UCLA	76-63	PP
1986-87	UCLA	86-81	PP
	UCLA	77-72	H
	UCLA	75-68	PP (1)
1987-88	CAL	83-70	H
	UCLA	74-66	PP
1988-89	UCLA	76-59	PP
	UCLA	81-73	H
1989-90	UCLA	95-72	H
	CAL	79-78	PP
1990-91	UCLA	98-81	PP
	CAL	82-79	H
1991-92	UCLA	86-66	OC
	UCLA	82-76	PP
1992-93	CAL	104-82	PP
	CAL	85-71	OC
1993-94	CAL	85-70	OC
	CAL	92-88	PP
1994-95	CAL	100-93	PP
	UCLA	104-88	H
1995-96	UCLA	73-65	OC
	UCLA	93-73	PP
1996-97	UCLA	64-56	CP
	CAL	71-68	PP
1997-98	UCLA	74-73	TNA
	UCLA	87-84	PP
1998-99	UCLA	72-61	PP
	CAL	85-67	TNA
1999-00	CAL	73-70	PP
	UCLA	83-62	HP
2000-01	CAL	92-63	HP
	UCLA	79-75	PP
2001-02	UCLA	64-57	PP
	CAL	69-51	HP
	CAL	67-61	Stp (1)
2002-03	CAL	80-69	HP
	UCLA	76-75 (OT)	PP
2003-04	CAL	76-62	HP
	UCLA	66-49	PP
2004-05	CAL	64-51	PP
	UCLA	77-62	HP
2005-06	CAL	68-61	PP
	UCLA	67-58 (OT)	HP
	UCLA	71-52	Stp (1)
2006-07	UCLA	62-46	HP
	UCLA	85-75	PP
	CAL	76-69 (OT)	Stp (1)
2007-08	UCLA	70-58	HP
	UCLA	81-80	PP
	UCLA	88-66	Stp (1)
2008-09	UCLA	81-66	PP
	UCLA	72-68	HP
2009-10	UCLA	76-75 (OT)	HP
	CAL	72-58	PP
	CAL	85-72	Stp (1)
2010-11	UCLA	86-84	PP
	CAL	76-72 (OT)	HP
2011-12	CAL	85-69	HP
	CAL	73-63	SA
2012-13	UCLA	79-65	SA
	CAL	76-63	HP
2013-14	UCLA	76-64	PP
	UCLA	86-66	HP

**CAL vs. USC**

CAL leads all-time series 131-122  
Longest Win Streak (Since 1978-79):  
CAL: 6, 1988-1991 and 1998-2000  
USC: 5, 1982-1984

First meeting:

1916-17 #CAL 27-15 Berk

1978-79 USC 59-54 H  
USC 86-64 SA

1979-80 USC 84-74 SA  
CAL 69-66 H

1980-81 USC 72-66 SA  
CAL 73-71 (OT) H

1981-82 USC 66-59 H  
USC 75-70 SA

1982-83 USC 65-56 H  
USC 55-53 SA

1983-84 USC 73-56 SA  
CAL 46-37 H

1984-85 USC 86-80 SA  
USC 75-52 H

1985-86 CAL 62-61 H  
CAL 65-63 SA

1986-87 CAL 79-76 LMU  
CAL 56-53 H

1987-88 USC 58-56 (2OT) H  
USC 63-46 SA

CAL 75-59 McK (1)  
1988-89 CAL 73-66 SA

CAL 74-62 H  
1989-90 CAL 74-60 H

CAL 74-70 SA  
CAL 69-66 SA

USC 85-76 H  
1991-92 USC 85-83 H

USC 94-81 SA  
1992-93 USC 67-65 SA

CAL 86-83 (OT) H  
1993-94 CAL 77-68 OC

USC 86-78 (OT) SA  
1994-95 CAL 77-74 SA

CAL 95-74 H  
1995-96 CAL 63-60 SA

CAL 85-69 H  
1996-97 CAL 83-71 CP

USC 93-85 SA  
1997-98 CAL 92-82 TNA

CAL 73-43 SA  
1998-99 CAL 89-75 SA

CAL 58-55 TNA  
1999-00 CAL 66-62 SA

CAL 86-73 HP  
2000-01 USC 80-66 HP

USC 74-69 SA  
2001-02 CAL 92-91 (OT) SA

CAL 83-64 HP  
2002-03 CAL 73-68 HP

CAL 84-82 SA  
USC 79-62 Stp (1)

2003-04 CAL 76-62 HP  
USC 70-60 SA

2004-05 USC 83-66 SA  
USC 89-70 HP

2005-06 CAL 62-58 Stp  
CAL 71-60 HP

CAL 82-67 Stp (1)  
2006-07 USC 76-73 HP

USC 84-66 GC  
2007-08 CAL 92-82 HP

USC 93-89 (OT) GC  
2008-09 USC 73-62 GC

CAL 81-78 (OT) HP  
USC 79-75 Stp (1)

2009-10 CAL 67-59 HP

USC 66-63 GC

2010-11 CAL 68-66 GC  
USC 78-75 HP

USC 70-56 Stp (1)

2011-12 CAL 53-49 HP  
CAL 75-49 SA

2012-13 CAL 72-64 GC  
CAL 76-68 HP

2013-14 USC 77-69 GC  
CAL 77-64 HP

**CAL vs. UTAH**

CAL leads all-time series, 12-10

Longest Win Streak:

CAL: 3, 1954-59 and 2011-13

UTAH: 3, 1940-45

First meeting:

1933-34 CAL 43-32 UF

2011-12 CAL 81-45 HP  
CAL 60-46 JMHC

2012-13 CAL 62-57 JMHC  
UTAH 79-69 (OT) MGM (1)

2013-14 UTAH 63-59 HP

**CAL vs. WASH**

CAL leads all-time series, 80-78

Longest Win Streak (Since 1978-79):

CAL: 6, 1989-1992

WASH: 4, 1984-1985

First meeting:

1915-16 CAL 25-20 Berk

1978-79 CAL 45-39 H  
WASH 71-56 HE

1979-80 WASH 96-71 HE  
WASH 68-66 H

1980-81 CAL 74-65 H  
WASH 98-75 HE

1981-82 WASH 74-62 HE  
CAL 54-50 H

1982-83 WASH 58-57 HE  
CAL 96-64 H

1983-84 WASH 67-50 H  
WASH 54-51 HE

1984-85 WASH 72-54 HE  
WASH 41-38 H

1985-86 CAL 62-60 H  
CAL 78-72 (OT) HE

1986-87 WASH 70-61 H  
CAL 70-68 HE

1987-88 CAL 77-75 H  
CAL 84-82 (OT) HE

1988-89 WASH 82-80 HE  
CAL 84-70 H

1989-90 CAL 63-58 HE  
CAL 86-64 H

1990-91 CAL 70-68 H  
CAL 67-46 HE

1991-92 CAL 76-58 HE  
WASH 76-74 H

1992-93 CAL 79-65 H  
CAL 76-75 HE

1993-94 CAL 79-64 H  
CAL 62-56 HE

1994-95 WASH 84-76 HE  
&CAL 73-74 (OT) H

1995-96 CAL 71-69 HE  
WASH 67-56 H

1996-97 CAL 80-52 HE  
CAL 78-67 H

1997-98 WASH 86-84 (OT) HE  
CAL 84-67 TNA

1998-99 WASH 87-73 TNA

WASH 86-61 HE

1999-00 WASH 54-52 HP  
CAL 75-64 KA

2000-01 CAL 79-64 BAHE  
CAL 82-66 HP

2001-02 CAL 62-50 HP  
WASH 75-60 BAHE

2002-03 CAL 73-66 BAHE  
CAL 58-53 HP

2003-04 CAL 76-62 HP  
WASH 76-58 BAHE

2004-05 WASH 81-67 BAHE  
WASH 106-73 HP

2005-06 CAL 71-69 HP  
WASH 73-62 BAHE

2006-07 CAL 77-69 HP  
WASH 79-71 BAHE

2007-08 CAL 79-75 BAHE  
WASH 87-84 HP

CAL 84-81 Stp (1)  
2008-09 CAL 88-85 (3OT) BAHE

CAL 86-71 HP  
2009-10 WASH 84-69 BAHE

CAL 93-81 HP  
WASH 79-75 Stp (1)

2010-11 WASH 92-71 HP  
WASH 109-77 AAA

2011-12 CAL 69-66 AAA  
2012-13 WASH 62-47 HP

2013-14 CAL 82-56 HP  
CAL 72-59 AAA

**CAL vs. WSU**

CAL leads all-time series, 76-47

Longest Win Streak (Since 1978-79):

CAL: 6, 2000-2001

WSU: 5, 1991-1993

First meeting:

1916-17 CAL 28-20 Berk

1978-79 CAL 67-65 H  
WSU 68-52 F

1979-80 WSU 83-64 F  
WSU 80-68 H

1980-81 WSU 63-52 H  
CAL 73-65 F

1981-82 WSU 57-55 (OT) F  
WSU 49-48 H

1982-83 WSU 66-64 F  
WSU 56-54 H

1983-84 CAL 68-63 (OT) H  
WSU 71-62 F

1984-85 WSU 86-67 F  
CAL 67-58 H

1985-86 CAL 84-68 H  
WSU 81-78 (OT) F

1986-87 CAL 92-58 H  
CAL 68-66 F

1987-88 WSU 59-37 H  
CAL 82-76 F

1988-89 CAL 63-62 F  
CAL 86-69 H

1989-90 CAL 72-67 H  
CAL 69-51 F

1990-91 WSU 90-81 H  
WSU 84-75 F

1991-92 WSU 101-83 F  
WSU 79-72 H

1992-93 WSU 83-75 H  
CAL 76-67 F

1993-94 CAL 70-54 H  
WSU 94-82 F

1994-95 WSU 83-71 F  
WSU 92-89 H

1995-96 &CAL 87-79 F

CAL ..... 71-67.....H  
 1996-97 CAL ..... 77-75 (2OT).....H  
           WSU ..... 89-87..... F  
 1997-98 CAL ..... 86-75..... F  
           CAL ..... 69-60..... TNA  
 1998-99 CAL ..... 75-68..... TNA  
           WSU ..... 79-73..... F  
 1999-00 CAL ..... 80-46..... HP  
           WSU ..... 81-78..... F  
 2000-01 CAL ..... 75-71 (OT)..... F  
           CAL ..... 84-65..... HP  
 2001-02 CAL ..... 90-57..... HP  
           CAL ..... 77-56..... F  
 2002-03 CAL ..... 76-63..... F  
           CAL ..... 63-53..... HP  
 2003-04 WSU ..... 55-50..... HP  
           WSU ..... 70-58..... F  
 2004-05 CAL ..... 59-47..... F  
           CAL ..... 63-57 (OT)..... HP  
 2005-06 CAL ..... 55-53..... HP  
           CAL ..... 43-41..... F  
 2006-07 WSU ..... 73-56..... HP  
           WSU ..... 59-46..... F  
 2007-08 CAL ..... 69-64..... F  
           WSU ..... 70-49..... HP  
 2008-09 CAL ..... 57-50..... F  
           CAL ..... 71-63..... HP  
 2009-10 CAL ..... 93-88..... F  
           CAL ..... 86-70..... HP  
 2010-11 CAL ..... 88-81 (OT)..... HP  
           WSU ..... 75-71..... F  
 2011-12 WSU ..... 77-75..... F  
 2012-13 CAL ..... 67-54..... HP  
 2013-14 CAL ..... 76-55..... HP  
           CAL ..... 80-76 (OT)..... F

## COLO vs. ORE

COLO leads all-time series, 8-3  
 Longest Win Streak:  
 COLO: 4, 2012-current  
 ORE: 2, 1984-04

First meeting:  
 1955-56 COLO..... 68-49..... McA  
 2011-12 COLO..... 72-71 .....CEC  
           ORE ..... 90-81..... MK  
           COLO ..... 63-62..... Stp (1)  
 2012-13 COLO..... 48-47..... MK  
           COLO ..... 76-53..... CEC  
 2013-14 COLO..... 100-91.....CEC

## COLO vs. OSU

COLO leads all-time series, 10-4  
 Longest Win Streak:  
 COLO: 5, 1940-2004  
 OSU: 2, 2004-2009

First meeting:  
 1940-41 COLO..... 38-29.....BF  
 2011-12 COLO..... 82-60.....CEC  
           OSU ..... 83-69.....G  
 2012-13 COLO..... 72-68.....G  
           OSU ..... 64-58.....CEC  
           COLO ..... 74-68..... MGM (1)  
 2013-14 COLO..... 64-58.....CEC

## COLO vs. STAN

STAN leads all-time series, 11-4  
 Longest Win Streak:  
 COLO: 3, 2013-current  
 STAN: 5, 1991-2012

First meeting:  
 1932-33 STAN.... 25-21..... (B)  
 2011-12 STAN .... 84-64.....MP  
           STAN .... 74-50.....CEC  
 2012-13 COLO.... 75-54.....CEC  
           COLO.... 65-63.....MP  
 2013-14 COLO.... 59-56.....MP  
 1952-53 COLO.... 76-46.....BF  
 2011-12 COLO.... 71-60.....CEC  
 2012-13 COLO.... 58-49.....F  
 2013-14 COLO.... 71-70 (OT)..... F  
           COLO.... 68-63.....CEC

## COLO vs. UCLA

UCLA leads all-time series, 8-1  
 Longest Win Streak:  
 COLO: 1, 1962  
 UCLA: 5, 1978-current

First meeting:  
 1954-55 UCLA.... 65-62..... LA  
 2011-12 UCLA.... 77-60..... SA  
 2012-13 UCLA.... 78-75.....CEC  
 2013-14 UCLA.... 69-56.....PP  
           UCLA.... 92-74.....CEC

## COLO vs. USC

COLO leads all-time series, 6-3  
 Longest Win Streak:  
 COLO: 3, 2013-current  
 USC: 2, 1969-76

First meeting:  
 1940-41 USC..... 38-32.... KC (NCAA)  
 2011-12 USC..... 74-50.....GC  
 2012-13 COLO.... 66-60.....CEC  
 2013-14 COLO.... 83-62.....CEC  
           COLO.... 59-56.....GC

## COLO vs. UTAH

COLO leads all-time series, 25-17  
 Longest Win Streak:  
 COLO: 7, 1938-1941  
 UTAH: 3, 1913-1914; 1947-50

First meeting:  
 1912-13 UTAH .. 39-10..... SLC  
 2011-12 COLO.... 73-33.....CEC  
           COLO.... 55-48.....JMHC  
           COLO.... 53-41.....Stp (1)  
 2012-13 UTAH ... 58-55.....JMHC  
           COLO.... 60-50.....CEC  
 2013-14 COLO.... 79-75 (OT).....CEC  
           UTAH ... 75-64.....JMHC

## COLO vs. WASH

WASH leads all-time series, 9-8  
 Longest Win Streak:  
 COLO: 2, 1954-57; 1959  
 WASH: 4, 1972-78

First meeting:  
 1953-54 COLO.... 81-60.....N  
 2011-12 COLO.... 87-69.....CEC  
 2012-13 WASH ... 64-54.....AAA  
 2013-14 WASH ... 71-54.....AAA  
           COLO.... 91-65.....CEC

## COLO vs. WSU

COLO leads all-time series, 5-1  
 Longest Win Streak:  
 COLO: 2, 2012-13  
 WSU: 1, 1969

First meeting:  
 1952-53 COLO.... 76-46.....BF  
 2011-12 COLO.... 71-60.....CEC  
 2012-13 COLO.... 58-49.....F  
 2013-14 COLO.... 71-70 (OT)..... F  
           COLO.... 68-63.....CEC

## ORE vs. OSU

OSU leads all-time series, 186-156  
 Longest Win Streak (Since 1978-79):  
 ORE: 10, 1999-2004  
 OSU: 15, 1980-1986

First meeting:  
 1902-03 #OSU.... 32-2..... Eug  
 1978-79 OSU..... 85-58.....G  
           #OSU.... 85-62.....MC  
           ORE..... 45-44..... McA  
 1979-80 OSU..... 75-66.....G  
           OSU..... 67-55..... McA  
 1980-81 #OSU.... 67-57.....MC  
           OSU..... 82-55.....G  
           OSU..... 78-61..... McA  
 1981-82 OSU..... 76-61..... McA  
           OSU..... 94-51.....G  
 1982-83 OSU..... 63-46.....G  
           OSU..... 62-60..... McA  
 1983-84 #OSU.... 63-59 (OT).....MC  
           OSU..... 70-66..... McA  
           OSU..... 29-23.....G  
 1984-85 OSU..... 59-54.....G  
           OSU..... 53-51..... McA  
 1985-86 OSU..... 63-56..... McA  
           ORE..... 60-47.....G  
 1986-87 OSU..... 71-63.....G  
           OSU..... 64-63..... McA  
 1987-88 #OSU.... 62-51.....MC  
           OSU..... 59-47.....G  
           ORE..... 62-61..... McA  
 1988-89 OSU..... 73-69..... McA  
           OSU..... 98-79.....G  
 1989-90 OSU..... 71-68.....MC  
           OSU..... 69-67.....G  
           OSU..... 57-55..... McA  
 1990-91 ORE..... 78-71.....MC  
           OSU..... 84-76.....G  
           ORE..... 83-66..... McA  
 1991-92 ORE..... 64-63..... McA  
           OSU..... 62-54.....G  
 1992-93 OSU..... 83-75.....G  
           OSU..... 54-48..... McA  
 1993-94 OSU..... 79-75.....MC  
           ORE..... 74-64..... McA  
           OSU..... 101-91 (2OT).....G  
 1994-95 ORE..... 96-83.....G  
           ORE..... 107-86..... McA  
 1995-96 ORE..... 70-59..... McA  
           ORE..... 62-46.....G  
 1996-97 #ORE... 66-64..... RG  
           ORE..... 91-69.....G  
           ORE..... 88-73..... McA  
 1997-98 ORE..... 74-67..... McA  
           ORE..... 50-48.....G  
 1998-99 OSU..... 48-45.....G  
           ORE..... 73-68..... McA  
 1999-00 ORE..... 67-49.....G  
           ORE..... 83-65..... McA  
 2000-01 ORE..... 84-66..... McA  
           ORE..... 69-60.....G

2001-02 ORE..... 63-51.....G  
           ORE..... 91-62..... McA  
 2002-03 ORE..... 79-68..... McA  
           ORE..... 80-63.....G  
 2003-04 OSU..... 90-81.....G  
           ORE..... 81-74..... McA  
 2004-05 ORE..... 73-64..... McA  
           OSU..... 76-72.....G  
 2005-06 ORE..... 70-64..... McA  
           OSU..... 65-62.....G  
 2006-07 ORE..... 76-73.....G  
           ORE..... 70-49..... McA  
 2007-08 ORE..... 79-63..... McA  
           ORE..... 80-68.....G  
 2008-09 OSU..... 57-54.....G  
           ORE..... 79-69..... McA  
 2009-10 OSU..... 64-57..... McA  
           OSU..... 62-42.....G  
 2010-11 ORE..... 63-59.....G  
           ORE..... 82-63..... MK  
 2011-12 OSU..... 76-71..... MK  
           ORE..... 74-73.....G  
 2012-13 ORE..... 79-66.....G  
           ORE..... 85-75..... MK  
 2013-14 OSU..... 80-72.....G  
           ORE..... 93-83..... MK  
           ORE..... 88-74.....MFM (1)

## ORE vs. STAN

STAN leads all-time series, 91-48  
 Longest Win Streak (Since 1978-79):  
 ORE: 6, 1983-1986  
 STAN: 11, 1996-2001

First meeting:  
 1919-20 Indians . 39-22.....SP  
 1978-79 ORE..... 68-55..... McA  
           ORE..... 80-77..... M  
 1979-80 ORE..... 77-73.....MP  
           STAN .... 60-59..... McA  
 1980-81 STAN ... 82-76..... McA  
           STAN ... 80-79..... MP  
 1981-82 STAN ... 97-88..... MP  
           STAN ... 79-75 (OT)..... McA  
 1982-83 STAN ... 80-74..... McA  
           ORE..... 67-66..... MP  
 1983-84 ORE..... 79-78..... MP  
           ORE..... 91-71..... McA  
 1984-85 ORE..... 61-54..... MP  
           ORE..... 68-61..... McA  
 1985-86 ORE..... 83-69..... MP  
           STAN ... 73-69 (OT)..... McA  
 1986-87 STAN ... 73-71..... MP  
           ORE..... 68-55..... McA  
 1987-88 ORE..... 80-66..... McA  
           STAN ... 84-61..... MP  
           STAN ... 88-67..... McK (1)  
 1988-89 STAN ... 75-53..... MP  
           STAN ... 54-50..... McA  
 1989-90 STAN ... 58-56..... MP  
           ORE..... 62-61..... McA  
 1990-91 ORE..... 81-77 (OT)..... McA  
           STAN ... 86-75..... MP  
 1991-92 STAN ... 78-57..... McA  
           STAN ... 70-47..... MP  
 1992-93 STAN ... 71-66..... MP  
           ORE..... 84-73..... McA  
 1993-94 STAN ... 69-67..... McA  
           STAN ... 84-76..... MP  
 1994-95 STAN ... 92-87..... MP  
           ORE..... 89-80..... McA  
 1995-96 ORE..... 64-62..... McA  
           STAN ... 94-74..... MP  
 1996-97 STAN ... 72-69 (OT)..... McA  
           STAN ... 83-61..... MP



1997-98	STAN	89-67	McA
	STAN	95-67	MP
1998-99	STAN	77-59	MP
	STAN	73-61	McA
1999-00	STAN	85-71	McA
	STAN	76-61	MP
2000-01	STAN	100-76	MP
	STAN	69-62	McA
2001-02	ORE	87-79	McA
	STAN	90-87 (OT)	MP
2002-03	STAN	81-57	MP
	ORE	79-64	McA
2003-04	STAN	83-80	McA
	STAN	76-55	MP
	STAN	70-63	Stp (1)
2004-05	STAN	88-69	MP
	STAN	58-56	McA
2005-06	STAN	64-62	MP
	STAN	57-56	McA
2006-07	ORE	66-59	McA
	STAN	88-69	MP
2007-08	ORE	71-66	McA
	STAN	72-43	MP
2008-09	STAN	77-55	MP
	ORE	68-60	McA
2009-10	STAN	84-69	MP
	STAN	72-65	McA
2010-11	ORE	67-59	MP
	STAN	88-71	MK
2011-12	ORE	78-67	MK
	ORE	68-64	MP
2012-13	STAN	76-52	MP
	ORE	77-66	MK
2013-14	STAN	82-80	MK

**ORE vs. UCLA**

UCLA leads all-time series, 85-31  
Longest Win Streak (Since 1978-79):  
ORE: 5, 2002-2003  
UCLA: 10, 1993-1983

First meeting:

1950-51	#UCLA	77-55	McA
1978-79	UCLA	74-71	PP
	UCLA	65-58	McA
1979-80	UCLA	76-62	McA
	UCLA	90-76	PP
1980-81	UCLA	75-69	McA
	UCLA	98-75	PP
1981-82	UCLA	84-61	PP
	UCLA	88-66	McA
1982-83	UCLA	97-69	PP
	UCLA	67-56	McA
1983-84	ORE	62-51	McA
	ORE	87-83 (OT)	PP
1984-85	UCLA	67-59 (2OT)	PP
	UCLA	72-69	McA
1985-86	UCLA	71-65	PP
	ORE	80-65	McA
1986-87	UCLA	64-59	PP
	UCLA	102-71	McA
1987-88	UCLA	65-60	PP
	UCLA	76-71	McA
1988-89	UCLA	97-66	McA
	UCLA	80-74	PP
1989-90	UCLA	79-62	PP
	ORE	105-99	McA
	UCLA	94-76	UAC (1)
1990-91	UCLA	90-83	McA
	UCLA	100-83	PP
1991-92	UCLA	99-71	PP
	UCLA	84-65	McA
1992-93	UCLA	99-87	McA
	UCLA	97-90	PP
1993-94	UCLA	89-73	PP

1994-95	ORE	80-79	McA
	ORE	82-72	McA
	UCLA	94-78	PP
1995-96	UCLA	77-71	McA
	UCLA	85-78	PP
1996-97	ORE	87-85 (OT)	McA
	UCLA	74-67	PP
1997-98	UCLA	68-66	PP
	ORE	97-81	McA
1998-99	UCLA	65-63	McA
	UCLA	79-77	PP
1999-00	ORE	73-58	McA
	UCLA	75-69	PP
2000-01	UCLA	98-88	PP
	UCLA	88-73	McA
2001-02	ORE	91-62	McA
	ORE	65-62	PP
2002-03	ORE	96-91 (OT)	PP
	ORE	79-48	McA
	ORE	75-74	Stp (1)
2003-04	UCLA	81-74	PP
	ORE	60-59	McA
2004-05	UCLA	70-62	McA
	UCLA	73-61	PP
2005-06	UCLA	56-49	McA
	UCLA	70-53	PP
2006-07	ORE	68-66	McA
	UCLA	69-57	PP
2007-08	UCLA	80-75	McA
	UCLA	75-65	PP
2008-09	UCLA	83-74	McA
	UCLA	94-68	PP
2009-10	ORE	71-66 (OT)	McA
	ORE	70-68	PP
2010-11	UCLA	67-59	MK
	UCLA	64-54	PP
	ORE	76-59	Stp (1)
2011-12	ORE	75-68	MK
2012-13	ORE	76-67	PP
	ORE	78-69	MGM (1)
2013-14	UCLA	70-68	MK
	ORE	87-83 (2OT)	PP
	UCLA	82-63	MGM (1)

**ORE vs. USC**

USC leads all-time series, 62-50  
Longest Win Streak (Since 1978-79):  
ORE: 9, 1987-1991  
USC: 7, 1991-1994

First meeting:

1955-56	#ORE	55-45	McA
1978-79	USC	70-64	SA
	USC	87-64	McA
1979-80	USC	83-66	McA
	ORE	82-81	SA
1980-81	ORE	74-67	McA
	ORE	81-78	SA
1981-82	USC	107-91	SA
	USC	80-68	McA
1982-83	USC	62-54	SA
	USC	65-55	McA
1983-84	ORE	80-49	McA
	ORE	52-47	SA
1984-85	USC	63-59	McA
	USC	65-62	SA
1985-86	USC	75-60	For
	ORE	76-63	McA
1986-87	USC	60-56	SA
	ORE	57-55	McA
	ORE	51-49	PP (1)
1987-88	ORE	52-40	SA
	ORE	74-62	McA
1988-89	ORE	64-62	McA
	ORE	70-68	SA

1989-90	ORE	66-65	SA
	ORE	96-79	McA
1990-91	ORE	86-84	McA
	USC	84-71	SA
1991-92	USC	85-56	SA
	USC	69-68	McA
1992-93	USC	69-58	McA
	USC	73-67	SA
1993-94	USC	77-69	SA
	USC	84-75	McA
1994-95	ORE	95-83	McA
	ORE	81-77	SA
1995-96	ORE	80-60	McA
	ORE	99-78	SA
1996-97	USC	79-69	McA
	USC	72-69	SA
1997-98	USC	63-59	SA
	ORE	73-61	McA
1998-99	USC	85-84	McA
	ORE	60-55	SA
1999-00	ORE	68-67	McA
	ORE	80-77	SA
2000-01	USC	78-74	SA
	USC	87-80 (OT)	McA
2001-02	ORE	73-69	McA
	ORE	67-65	SA
	USC	89-78	Stp (1)
2002-03	USC	91-76	SA
	ORE	79-66	McA
	ORE	74-66	Stp (1)
2003-04	ORE	92-74	SA
	ORE	75-70	McA
2005-06	USC	84-78	McA
	ORE	73-61	SA
2006-07	USC	84-82	McA
	USC	71-68	GC
	ORE	81-57	Stp (1)
2007-08	USC	95-86 (OT)	McA
	USC	81-75	GC
2008-09	USC	83-62	McA
	USC	80-66	GC
2009-10	ORE	67-57	McA
	ORE	54-44	GC
2010-11	ORE	68-52	MK
	ORE	61-51	GC
2011-12	ORE	65-62	MK
2012-13	ORE	76-74	GC
2013-14	ORE	78-66	MK
	ORE	78-63	GC

**ORE vs. UTAH**

ORE leads all-time series, 11-9  
Longest Win Streak:  
ORE: 3, 1968-89  
UTAH: 4, 1949-51

First meeting:

1941	ORE	51-15	McA
2011-12	ORE	79-68	JMHC
	ORE	94-48	MK
2012-13	ORE	73-64	MK
	UTAH	72-62	JMHC
	ORE	64-45	MGM (1)
2013-14	UTAH	70-68 (OT)	JMHC

**ORE vs. WASH**

WASH leads all-time series, 188-109  
Longest Win Streak (Since 1978-79):  
ORE: 5, 1993-1995  
WASH: 5, 1980-1982

First meeting:

1903-04	#WASH	19-17	Sea
1978-79	WASH	82-70	HE
	ORE	73-71	McA
1979-80	WASH	58-46	McA
	WASH	70-65	HE
1980-81	WASH	102-91	HE
	WASH	70-68	McA
1981-82	WASH	76-70	McA
	ORE	82-78	HE
1982-83	ORE	52-47	McA
	WASH	79-66	HE
1983-84	WASH	60-53	HE
	WASH	79-58	McA
1984-85	WASH	88-62	HE
	ORE	70-66	McA
1985-86	WASH	61-56	McA
	WASH	73-67	HE
1986-87	ORE	77-67	McA
	WASH	81-74 (OT)	HE
	WASH	70-56	PP (1)
1987-88	WASH	75-63	HE
	ORE	69-64	McA
1988-89	WASH	71-70	McA
	WASH	78-69	HE
1989-90	ORE	65-54	McA
	ORE	58-53	HE
1990-91	WASH	88-86	HE
	ORE	67-64	McA
1991-92	WASH	72-71	McA
	WASH	71-55	HE
1992-93	WASH	70-53	HE
	ORE	85-70	McA
1993-94	ORE	61-60	McA
	ORE	86-71	HE
1994-95	ORE	92-83	HE
	ORE	88-63	McA
1995-96	WASH	72-69	McA
	ORE	55-52	HE
1996-97	WASH	78-77	HE
	ORE	69-59	McA
1997-98	WASH	81-71	McA
	WASH	62-61	HE
1998-99	WASH	86-76 (OT)	HE
	ORE	94-81	McA
1999-00	ORE	76-74 (OT)	KA
	WASH	67-58	McA
2000-01	WASH	72-71 (OT)	McA
	ORE	85-73	BAHE
2001-02	WASH	97-92	BAHE
	ORE	90-84	McA
	ORE	86-64	Stp (1)
2002-03	ORE	91-66	McA
	WASH	78-66	BAHE
2003-04	ORE	84-74	McA
	WASH	83-74	BAHE
2004-05	WASH	77-56	BAHE
	WASH	95-88 (OT)	McA
2005-06	WASH	78-59	BAHE
	ORE	75-72	McA
	WASH	84-73	Stp (1)
2006-07	WASH	89-77	BAHE
	ORE	93-85	McA
2007-08	WASH	78-70	BAHE
	ORE	71-58	McA
2008-09	WASH	84-67	McA
	WASH	103-84	BAHE
2009-10	ORE	90-79	BAHE
	WASH	86-72	McA

2010-11	WASH ... 87-69.....AAA	ORE .....	81-76.....MK
	WASH ... 69-51.....Stp (1)		
2011-12	WASH ... 76-60.....AAA	ORE .....	82-57.....MK
	WASH ... 90-86.....AAA (3)		
2012-13	ORE .....	81-76.....MK	ORE .....
	ORE .....	65-52.....AAA	ORE .....
	ORE .....	80-77.....MGM (1)	
2013-14	WASH ... 80-76.....AAA	ORE .....	78-61.....MK

**ORE vs. WSU**

ORE leads all-time series, 164-123  
 Longest Win Streak (Since 1978-79):  
 ORE: 14, 2002-07  
 WSU: 6, 2008-09

First meeting:

1907-08	#WSU ... 15-13.....Pull
---------	-------------------------

1978-79	WSU .....	74-65.....F	WSU .....	53-52.....McA
1979-80	WSU .....	62-52.....McA	WSU .....	81-66.....F
1980-81	ORE .....	70-66.....F	ORE .....	82-67.....McA
1981-82	ORE .....	60-56.....McA	WSU .....	76-69.....F
1982-83	WSU .....	54-51.....McA	WSU .....	48-45.....F
1983-84	ORE .....	64-60.....F	ORE .....	78-73.....McA
1984-85	ORE .....	74-72.....F	ORE .....	84-62.....McA
1985-86	WSU .....	60-59.....McA	WSU .....	75-71.....F
1986-87	ORE .....	60-55.....McA	WSU .....	79-65.....F
1987-88	ORE .....	67-46.....F	ORE .....	73-66.....McA
1988-89	ORE .....	67-49.....McA	WSU .....	60-54.....F
	WSU .....	78-56.....For (1)	ORE .....	82-68.....McA
1989-90	ORE .....	58-53.....F	ORE .....	82-79.....F
1990-91	WSU .....	82-79.....F	ORE .....	75-69.....McA
1991-92	WSU .....	90-55.....McA	WSU .....	97-82.....F
1992-93	WSU .....	95-79.....F	ORE .....	62-60.....McA
1993-94	WSU .....	95-85.....McA	ORE .....	98-87.....F
1994-95	WSU .....	83-78.....F	WSU .....	76-59.....McA
1995-96	ORE .....	70-63.....McA	WSU .....	70-65.....F
1996-97	WSU .....	81-67.....SP	ORE .....	93-82.....McA
1997-98	ORE .....	71-62.....McA	ORE .....	64-63.....F
	ORE .....	87-83 (3OT).....F	ORE .....	77-64.....McA
1999-00	ORE .....	81-80 (OT).....F	ORE .....	70-53.....McA
2000-01	ORE .....	81-66.....McA	WSU .....	63-62.....F
2001-02	ORE .....	94-86.....F	ORE .....	115-77.....McA
2002-03	ORE .....	76-66.....McA	ORE .....	89-70.....F
2003-04	ORE .....	60-45.....McA	ORE .....	67-62 (OT).....F
2004-05	ORE .....	55-52.....F	ORE .....	69-66.....McA

2005-06	ORE .....	52-50.....F	ORE .....	67-37.....McA
	ORE .....	66-55.....Stp (1)		
2006-07	ORE .....	77-74 (OT).....F	ORE .....	64-59.....McA
2007-08	WSU .....	69-60.....F	WSU .....	62-53.....McA
	WSU .....	75-70.....Stp (1)		
2008-09	WSU .....	74-62.....McA	WSU .....	67-38.....F
	WSU .....	62-40.....Stp (1)		
2009-10	ORE .....	91-89 (2OT).....F	ORE .....	74-66.....McA
	ORE .....	86-84 (OT).....Stp (1)		
2010-11	WSU .....	77-63.....F	ORE .....	69-43.....MK
2011-12	ORE .....	92-75.....F	ORE .....	78-69.....MK
2012-13	ORE .....	68-61.....MK	ORE .....	65-52.....F
2013-14	ORE .....	71-44.....F	ORE .....	67-53.....MK

**OSU vs. STAN**

OSU leads all-time series, 72-66  
 Longest Win Streak (Since 1978-79):  
 OSU: 7, 1980-1983  
 STAN: 11, 2000-2005

First meeting:

1929-30	OSU..... 29-24.....SP
---------	-----------------------

1978-79	OSU .....	73-48.....G	STAN .....	79-76.....MP
1979-80	OSU .....	18-16.....MP	OSU .....	85-57.....G
1980-81	OSU .....	76-62.....G	OSU .....	62-57.....M
1981-82	OSU .....	81-38.....MP	OSU .....	111-8.....G
1982-83	OSU .....	62-53.....G	STAN .....	88-75.....MP
1983-84	OSU .....	64-59.....MP	OSU .....	73-68.....G
1984-85	OSU .....	83-73.....MP	OSU .....	54-49.....G
1985-86	STAN .....	56-52.....G	OSU .....	74-60.....MP
1986-87	OSU .....	70-66.....MP	OSU .....	71-59.....G
1987-88	STAN .....	78-65.....G	OSU .....	63-61.....MP
1988-89	STAN .....	77-59.....MP	STAN .....	60-58.....G
1989-90	OSU .....	77-76.....MP	OSU .....	84-70.....G
1990-91	OSU .....	73-66.....G	STAN .....	64-59.....MP
1991-92	STAN .....	67-64.....G	STAN .....	76-56.....MP
1992-93	OSU .....	77-66.....MP	OSU .....	82-65.....G
1993-94	STAN .....	71-67.....G	STAN .....	90-66.....MP
1994-95	STAN .....	95-82.....MP	OSU .....	90-71.....G
1995-96	STAN .....	65-50.....G	STAN .....	84-51.....MP
1996-97	OSU .....	86-77.....G	STAN .....	87-54.....MP
1997-98	STAN .....	68-48.....G	STAN .....	85-77.....MP
1998-99	STAN .....	72-56.....MP	OSU .....	59-45.....G
1999-00	STAN .....	73-45.....G	STAN .....	82-56.....MP

2000-01	STAN ... 73-49.....MP	STAN ... 82-63.....G
2001-02	STAN ... 67-50.....G	STAN ... 77-55.....MP
2002-03	STAN ... 57-54.....MP	STAN ... 84-73.....G
2003-04	STAN ... 62-48.....G	STAN ... 73-47.....MP
2004-05	STAN ... 69-65.....MP	OSU .....
	OSU .....	84-83.....G
2005-06	STAN ... 80-66.....MP	STAN ... 71-64.....G
2006-07	STAN ... 67-56.....G	STAN ... 70-55.....MP
2007-08	STAN ... 66-46.....G	STAN ... 71-56.....MP
2008-09	OSU .....	77-62.....MP
	OSU .....	66-54.....G
	STAN ... 62-54.....Stp (1)	OSU .....
	OSU .....	65-62 (OT)....G (2)
2009-10	STAN ... 59-35.....MP	STAN ... 65-55.....G
2010-11	STAN ... 70-56.....MP	OSU .....
	OSU .....	87-80.....GC
	OSU .....	69-67.....Stp (1)
2011-12	STAN ... 103-101 (4OT)....GC	STAN ... 87-82.....MP
2012-13	STAN ... 81-73.....MP	STAN ... 82-72.....GC
2013-14	OSU .....	81-72.....GC

**OSU vs. UCLA**

UCLA leads all-time series, 89-35  
 Longest Win Streak (Since 1978-79):  
 OSU: 4, 1983-1985  
 UCLA: 13, 2006-11

First meeting:

1924-25	#OSU ... 20-15.....LA
---------	-----------------------

1978-79	UCLA ... 65-63.....PP	UCLA ... 69-56.....G
1979-80	OSU .....	76-67.....G
	UCLA ... 93-67.....PP	
1980-81	OSU .....	81-67.....G
	OSU .....	82-76.....PP
1981-82	UCLA ... 74-68.....PP	OSU .....
	OSU .....	72-58.....G
1982-83	UCLA ... 99-77.....PP	OSU .....
	OSU .....	69-65.....G
1983-84	OSU .....	72-63.....PP
	OSU .....	70-65.....G
1984-85	OSU .....	59-49.....G
	UCLA ... 59-51.....PP	
1985-86	OSU .....	54-49.....PP
	UCLA ... 74-63.....G	
1986-87	UCLA ... 70-67 (OT).....PP	UCLA ... 57-53.....G
1987-88	OSU .....	65-64.....PP
	OSU .....	73-68.....G
1988-89	OSU .....	82-69.....G
	UCLA ... 92-75.....PP	
1989-90	UCLA ... 94-80.....PP	OSU .....
	OSU .....	83-74.....G
1990-91	OSU .....	97-96 (2OT)....G
	UCLA ... 87-56.....PP	
1991-92	UCLA ... 87-81 (OT).....PP	UCLA ... 72-62.....G
1992-93	OSU .....	79-73.....G
	UCLA ... 76-75.....PP	
1993-94	UCLA ... 104-71.....PP	UCLA ... 78-67.....G
1994-95	UCLA ... 87-78.....G	UCLA ... 86-67.....PP
1995-96	UCLA ... 68-66.....G	UCLA ... 69-60.....PP

1996-97	UCLA ... 74-68.....G	UCLA ... 81-69.....PP
1997-98	UCLA ... 90-72.....PP	UCLA ... 84-75.....G
1998-99	OSU .....	65-63.....G
	UCLA ... 85-67.....PP	
1999-00	UCLA ... 85-74.....G	UCLA ... 69-59.....PP
2000-01	UCLA ... 67-40.....PP	UCLA ... 68-65 (OT)....G
2001-02	UCLA ... 70-48.....G	UCLA ... 65-57.....PP
2002-03	OSU .....	83-79.....PP
	UCLA ... 89-66.....G	
2003-04	UCLA ... 77-66.....PP	OSU .....
	OSU .....	65-56.....G
2004-05	OSU .....	85-80.....G
	UCLA ... 69-61.....PP	OSU .....
	OSU .....	79-72.....Stp (1)
2005-06	UCLA ... 63-54.....G	UCLA ... 78-60.....PP
	UCLA ... 79-47.....Stp (1)	
2006-07	UCLA ... 71-56.....PP	UCLA ... 82-35.....G
2007-08	UCLA ... 85-62.....G	UCLA ... 84-49.....PP
2008-09	UCLA ... 69-46.....PP	UCLA ... 79-54.....G
2009-10	UCLA ... 62-52.....G	UCLA ... 65-56.....PP
2010-11	UCLA ... 62-57.....GC	UCLA ... 69-61.....PP
2011-12	OSU .....	87-84.....GC
2012-13	UCLA ... 74-64.....PP	OSU .....
2013-14	OSU .....	71-67.....GC
	UCLA ... 74-69.....PP	

**OSU vs. USC**

USC leads all-time series, 67-59  
 Longest Win Streak (Since 1978-79):  
 OSU: 7, 1979-1982  
 USC: 7, 2005-2008

First meeting:

1924-25	OSU..... 30-22.....(n/a)
---------	--------------------------

1978-79	USC .....	76-75.....SA	OSU .....	70-67.....G
1979-80	OSU .....	82-68.....G	OSU .....	73-72.....SA
1980-81	OSU .....	55-48.....G	OSU .....	73-64.....SA
1981-82	OSU .....	72-55.....SA	OSU .....	45-36.....G
1982-83	USC .....	74-69.....SA	OSU .....	62-50.....G
1983-84	OSU .....	51-45.....G	OSU .....	66-57.....SA
1984-85	USC .....	60-58.....G	OSU .....	60-58 (OT)....SA
1985-86	OSU .....	68-64.....SA	USC .....	66-60.....G
1986-87	OSU .....	57-51.....SA	USC .....	65-55.....G
1987-88	OSU .....	80-77 (OT)....LMU	OSU .....	84-57.....G
1988-89	OSU .....	64-55.....G	OSU .....	74-65.....SA
1989-90	OSU .....	92-82.....SA	OSU .....	98-94 (OT)....G
1990-91	USC .....	70-68.....G	USC .....	85-75.....SA
1991-92	USC .....	90-73.....SA	OSU .....	92-78.....G
1992-93	OSU .....	68-57.....G	OSU .....	68-57.....G
	USC .....	69-60.....SA		

1993-94	USC..... 82-76.....SA
	USC..... 69-68.....G
1994-95	OSU..... 90-89 (OT).....G
	OSU..... 83-81 (OT).....SA
1995-96	OSU..... 56-54.....G
	USC..... 64-47.....SA
1996-97	USC..... 71-68.....G
	USC..... 83-62.....SA
1997-98	USC..... 71-67.....SA
	OSU..... 83-74 (OT).....G
1998-99	OSU..... 69-66 (OT).....G
	USC..... 86-61.....SA
1999-00	USC..... 82-69.....G
	USC..... 82-71.....SA
2000-01	USC..... 73-47.....SA
	OSU..... 67-52.....G
2001-02	USC..... 64-51.....G
	USC..... 79-45.....SA
2002-03	OSU..... 83-74.....SA
	OSU..... 61-60.....G
2003-04	USC..... 91-82.....SA
	USC..... 63-60.....G
2004-05	OSU..... 74-64.....G
	USC..... 78-68.....SA
2005-06	USC..... 72-70 (OT).....G
	USC..... 89-84.....SA
2006-07	USC..... 91-46.....G
	USC..... 73-56.....GC
2007-08	USC..... 68-44.....G
	USC..... 81-53.....GC
2008-09	OSU..... 62-58 (OT).....G
	USC..... 68-52.....GC
2009-10	OSU..... 51-45.....G
	OSU..... 49-44.....GC
2010-11	OSU..... 80-76.....G
	USC..... 67-56.....GC
2011-12	OSU..... 78-59.....GC
2012-13	USC..... 69-68.....GC
2013-14	OSU..... 76-75 (OT).....G
	OSU..... 76-66.....GC

## OSU vs. UTAH

UTAH leads all-time series, 13-9

Longest Win Streak:

OSU: 2, 1941

UTAH: 4, 1958-68

First meeting:

1939 UTAH ... 53-37.....UF

2011-12 OSU..... 76-58.....JMHC

OSU..... 77-66.....GC

2012-13 OSU..... 82-64.....GC

UTAH ... 72-61.....JMHC

2013-14 UTAH ... 80-69.....JMHC

## OSU vs. WASH

WASH leads all-time series, 156-137

Longest Win Streak (Since 1978-79):

OSU: 10, 1979-1983

WASH: 8, 2008-2011

First meeting:

1903-04 #OSU... 22-19.....Corv

1978-79 OSU..... 68-66.....HE

OSU..... 75-69.....G

1979-80 OSU..... 89-84.....G

OSU..... 83-73.....HE

1980-81 OSU..... 97-91.....HE

OSU..... 89-63.....G

1981-82 OSU..... 63-43.....G

OSU..... 55-44.....HE

1982-83 OSU..... 71-52.....G

OSU..... 60-50.....HE

1983-84 WASH ... 72-58.....HE

1984-85	OSU..... 64-52.....G
	OSU..... 52-45.....HE
	WASH ... 60-45.....G
1985-86	WASH ... 73-72.....G
	WASH ... 65-55.....HE
1986-87	OSU..... 71-50.....G
	WASH ... 63-61.....HE
1987-88	WASH ... 63-59.....HE
	OSU..... 69-57.....G
	OSU..... 80-61.....McK (1)
1988-89	OSU..... 71-70.....G
	OSU..... 106-66.....HE
1989-90	OSU..... 70-63.....G
	WASH ... 66-57.....HE
1990-91	OSU..... 70-60.....HE
	OSU..... 80-63.....G
1991-92	OSU..... 82-58.....G
	OSU..... 77-67.....HE
1992-93	OSU..... 73-70.....HE
	WASH ... 61-51.....G
1993-94	OSU..... 75-71 (OT).....G
	WASH ... 62-49.....HE
1994-95	WASH ... 75-57.....HE
	WASH ... 65-63.....G
1995-96	OSU..... 63-55.....G
	WASH ... 50-40.....HE
1996-97	WASH ... 77-72.....HE
	WASH ... 87-78.....G
1997-98	WASH ... 70-57.....G
	WASH ... 84-74.....HE
1998-99	WASH ... 70-50.....HE
	WASH ... 82-69.....G
1999-00	OSU..... 74-57.....KA
	OSU..... 71-47.....G
2000-01	OSU..... 63-56.....G
	OSU..... 83-69.....BAHE
2001-02	OSU..... 68-53.....BAHE
	WASH ... 68-63.....G
2002-03	OSU..... 82-62.....G
	OSU..... 80-72.....BAHE
2003-04	WASH ... 103-99 (OT).....G
	WASH ... 80-79.....BAHE
2004-05	WASH ... 108-68.....BAHE
	OSU..... 90-73.....G
2005-06	WASH ... 69-65.....BAHE
	WASH ... 96-63.....G
2006-07	WASH ... 91-74.....BAHE
	OSU..... 73-65.....G
2007-08	WASH ... 83-74.....BAHE
	WASH ... 97-59.....G
2008-09	WASH ... 85-59.....G
	WASH ... 79-60.....BAHE
2009-10	WASH ... 76-70.....BAHE
	WASH ... 82-70.....G
	WASH ... 59-52.....Stp (1)
2010-11	WASH ... 103-72.....AAA
	OSU..... 68-56.....G
2011-12	WASH ... 95-80.....AAA
	WASH ... 75-72.....G
	OSU..... 86-84.....Stp (1)
2012-13	OSU..... 74-66.....G
	WASH ... 72-62.....AAA
2013-14	WASH ... 87-81.....AAA
	WASH ... 86-62.....G

## OSU vs. WSU

OSU leads all-time series, 166-122

Longest Win Streak (Since 1978-79):

OSU: 6, 1984-1987 and 1988-1990

WSU: 7, 1994-1997

First meeting:

1906-07 #OSU.... 30-14.....Pull

1978-79 WSU..... 67-61.....F

OSU..... 66-52.....G

1979-80 OSU..... 65-63.....G

WSU..... 69-51.....F

1980-81 OSU..... 66-53.....F

OSU..... 81-53.....G

1981-82 OSU..... 64-46.....G

OSU..... 40-36.....F

1982-83 WSU..... 79-69.....G

WSU..... 63-61 (OT).....F

1983-84 #OSU.... 79-57.....MC

WSU..... 74-65.....F

OSU..... 66-55.....G

1984-85 OSU..... 73-56.....F

OSU..... 69-49.....G

1985-86 OSU..... 57-54.....G

OSU..... 66-49.....F

1986-87 OSU..... 66-48.....G

WSU..... 73-63.....F

1987-88 WSU..... 56-49.....F

OSU..... 62-48.....G

OSU..... 74-68 (2OT)McK (1)

1988-89 OSU..... 90-63.....G

OSU..... 83-70.....F

1989-90 OSU..... 79-64.....G

OSU..... 83-63.....F

1990-91 OSU..... 99-77.....F

OSU..... 87-85.....G

1991-92 WSU..... 81-69.....G

WSU..... 87-84 (OT).....F

1992-93 WSU..... 56-51.....F

OSU..... 59-58.....G

1993-94 WSU..... 81-66.....G

WSU..... 101-64.....F

1994-95 WSU..... 77-75.....F

WSU..... 94-85.....G

1995-96 WSU..... 76-62.....G

WSU..... 61-42.....F

1996-97 WSU..... 80-64.....SP

OSU..... 61-49.....G

1997-98 WSU..... 69-53.....G

WSU..... 80-68.....F

1998-99 WSU..... 84-79.....F

OSU..... 83-64.....G

1999-00 OSU..... 77-73.....F

OSU..... 64-56.....G

2000-01 OSU..... 67-62.....G

WSU..... 57-53.....F

2001-02 OSU..... 74-72.....F

OSU..... 91-55.....G

2002-03 OSU..... 63-48.....G

WSU..... 75-71.....F

2003-04 OSU..... 52-41.....G

OSU..... 65-58.....F

2004-05 WSU..... 63-45.....F

OSU..... 58-51.....G

2005-06 OSU..... 59-50.....F

OSU..... 71-62.....G

2006-07 WSU..... 70-55.....G

WSU..... 58-54.....F

2007-08 WSU..... 69-46.....F

WSU..... 70-57.....G

2008-09 WSU..... 61-57 (OT).....G

OSU..... 54-52.....F

2009-10 WSU..... 65-60.....F

OSU..... 59-55.....G

2010-11 WSU..... 84-70.....F

OSU..... 61-55.....G

2011-12 WSU..... 81-76.....F

WSU..... 83-73.....G

OSU..... 69-64.....Stp (1)

2012-13 WSU..... 71-68.....G

OSU..... 67-66.....F

2013-14 OSU..... 66-55.....F

OSU..... 68-57.....G

## STAN vs. UCLA

UCLA leads all-time series, 139-92

Longest Win Streak (Since 1978-79):

STAN: 6, 2003-2005

UCLA: 9, 1991-1995

First meeting:

1924-25 #STAN.. 23-17.....SP

1978-79 STAN.... 75-72.....MP

UCLA.... 99-71.....PP

1979-80 UCLA.... 92-60.....PP

UCLA.... 75-62.....MP

1980-81 UCLA.... 85-58.....PP

STAN.... 74-72.....MP

1981-82 UCLA.... 42-34.....MP

UCLA.... 79-53.....PP

1982-83 UCLA.... 101-87.....MP

UCLA.... 99-86.....PP

1983-84 UCLA.... 71-66.....PP

STAN.... 75-64.....MP

1984-85 UCLA.... 100-71.....PP

UCLA.... 72-66.....MP

1985-86 STAN.... 76-70.....MP

UCLA.... 95-74.....PP

1986-87 UCLA.... 95-75.....PP

UCLA.... 93-62.....MP

1987-88 STAN.... 116-110 (2OT)..MP

UCLA.... 91-69.....PP

1988-89 UCLA.... 74-70.....PP

STAN.... 84-75.....MP

STAN.... 95-86.....For (1)

1989-90 STAN.... 87-79.....MP

STAN.... 70-69.....PP

1990-91 STAN.... 89-82.....PP

UCLA.... 89-86.....MP

1991-92 UCLA.... 83-77.....MP

UCLA.... 96-70.....PP

1992-93 UCLA.... 84-76.....PP

UCLA.... 72-64.....MP

1993-94 UCLA.... 69-65.....MP

UCLA.... 103-88.....PP

1994-95 UCLA.... 77-74.....PP

UCLA.... 88-77.....MP

1995-96 STAN.... 67-66.....MP

UCLA.... 64-56.....PP

1996-97 STAN.... 109-61.....MP

UCLA.... 87-68.....PP

1997-98 STAN.... 93-80.....MP

STAN.... 84-81.....PP

1998-99 STAN.... 72-59.....PP

STAN.... 77-73.....MP

1999-00 STAN.... 78-63.....PP

UCLA.... 94-93 (OT).....MP

2000-01 UCLA.... 79-73.....MP

STAN.... 85-79.....PP

2001-02 STAN.... 86-76.....PP

UCLA.... 95-92.....MP

2002-03 STAN.... 52-51.....MP

STAN.... 93-84.....PP

2003-04 STAN.... 67-52.....MP

STAN.... 73-60.....PP

2004-05 STAN.... 75-64.....PP

STAN.... 78-65.....MP

2005-06 UCLA.... 71-54.....PP

UCLA.... 75-54.....MP

2006-07 STAN.... 75-68.....MP

	UCLA	....	75-61.....	PP
2007-08	UCLA	....	76-67.....	MP
	UCLA	....	77-67 (OT).....	PP
	UCLA	....	67-64.....	Stp (1)
2008-09	UCLA	....	97-63.....	PP
	UCLA	....	76-71.....	MP
2009-10	STAN	....	70-59.....	MP
	UCLA	....	77-73.....	PP
2010-11	UCLA	....	68-57.....	PP
	UCLA	....	69-65.....	MP
2011-12	STAN	....	60-59.....	MP
	UCLA	....	72-61.....	SA
2012-13	UCLA	....	68-60.....	SA
	UCLA	....	88-80.....	MP
2013-14	UCLA	....	91-74.....	PP
	STAN	....	83-74.....	MP
	UCLA	....	84-59.....	MGM (1)

### STAN vs. USC

USC leads all-time series, 129-116  
Longest Win Streak (Since 1978-79):  
STAN: 13, 1984-1990  
USC: 4, 1981-1982

First meeting:

1916-17	#STAN	..	34-10.....	SP
1978-79	USC	....	57-55.....	MP
	USC	....	79-68.....	SA
1979-80	USC	....	69-68.....	SA
	STAN	....	93-91 (OT).....	MP
1980-81	USC	....	89-64.....	SA
	USC	....	74-67.....	MP
1981-82	USC	....	85-74.....	MP
	USC	....	74-59.....	SA
1982-83	STAN	....	92-74.....	MP
	USC	....	90-76.....	SA
1983-84	USC	....	51-49 (OT).....	SA
	STAN	....	64-56.....	MP
1984-85	STAN	....	60-54.....	SA
	STAN	....	86-65.....	MP
1985-86	STAN	....	61-59.....	SA
	STAN	....	85-64.....	MP
1986-87	STAN	....	64-58.....	SA
	STAN	....	72-57.....	MP
1987-88	STAN	....	88-62.....	MP
	STAN	....	73-65.....	SA
1988-89	STAN	....	68-52.....	SA
	STAN	....	74-65.....	MP
	STAN	....	66-61.....	For (2)
1989-90	STAN	....	74-61.....	MP
	USC	....	71-62.....	SA
1990-91	USC	....	85-67.....	SA
	STAN	....	92-76.....	MP
1991-92	USC	....	82-72.....	MP
	USC	....	73-72 (OT).....	SA
1992-93	USC	....	63-55.....	SA
	STAN	....	78-62.....	MP
1993-94	STAN	....	76-67.....	MP
	STAN	....	66-55.....	SA
1994-95	STAN	....	85-82.....	SA
	STAN	....	90-78.....	MP
1995-96	USC	....	84-80.....	SA
	STAN	....	99-69.....	MP
1996-97	STAN	....	85-70.....	MP
	USC	....	84-81.....	SA
1997-98	STAN	....	99-62.....	MP
	STAN	....	83-59.....	SA
1998-99	STAN	....	72-55.....	SA
	USC	....	86-82 (OT).....	MP
1999-00	STAN	....	67-57.....	SA
	STAN	....	111-68.....	MP
2000-01	STAN	....	77-71.....	MP
	STAN	....	70-68.....	SA
2001-02	USC	....	90-82.....	SA
	USC	....	77-58.....	MP

	USC	....	103-78.....	Stp (1)
2002-03	STAN	....	80-72.....	MP
	STAN	....	73-67.....	SA
	USC	....	79-74.....	Stp (1)
2003-04	STAN	....	77-67.....	MP
	STAN	....	76-67.....	SA
2004-05	STAN	....	78-70.....	SA
	STAN	....	71-62.....	MP
2005-06	USC	....	82-71.....	Stp
	STAN	....	58-56.....	MP
2006-07	STAN	....	65-50.....	MP
	USC	....	69-65.....	GC
	USC	....	83-79 (OT).....	Stp (1)
2007-08	STAN	....	52-46.....	MP
	USC	....	77-64.....	GC
2008-09	USC	....	70-69.....	GC
	STAN	....	75-63.....	MP
2009-10	STAN	....	54-53.....	MP
	USC	....	54-49.....	GC
2010-11	USC	....	65-42.....	GC
	USC	....	69-53.....	MP
2011-12	STAN	....	51-43.....	MP
	STAN	....	59-47.....	GC
2012-13	USC	....	71-69.....	GC
	USC	....	65-64.....	MP
2013-14	STAN	....	79-71 (OT).....	GC
	STAN	....	80-59.....	MP

### STAN vs. UTAH

UTAH leads all-time series, 15-9  
Longest Win Streak:  
STAN: 3, 2013-current  
UTAH: 3, four times. Last: 1969-72

First meeting:

1932	STAN	....	41-37.....	UF
2011-12	STAN	....	68-65.....	MP
	UTAH	....	58-57.....	JMHC
2012-13	STAN	....	87-56.....	JMHC
	STAN	....	84-66.....	MP
2013-14	STAN	....	61-60.....	MP

### STAN vs. WASH

STAN leads all-time series, 71-69  
Longest Win Streak (Since 1978-79):  
STAN: 10, 1998-2002  
WASH: 6, 2009-10

First meeting:

1915-16	#WASH	..	35-19.....	SP
1978-79	STAN	....	80-69.....	MP
	WASH	..	84-63.....	HE
1979-80	WASH	..	81-59.....	HE
	STAN	....	79-78 (OT).....	MP
1980-81	WASH	..	65-57.....	MP
	WASH	..	89-71.....	HE
1981-82	WASH	..	75-70.....	HE
	WASH	..	53-52.....	MP
1982-83	WASH	..	84-65.....	HE
	STAN	....	77-63.....	MP
1983-84	STAN	....	78-74.....	MP
	WASH	..	68-63.....	HE
1984-85	WASH	..	78-69.....	HE
	WASH	..	67-47.....	MP
1985-86	WASH	..	70-69.....	MP
	WASH	..	96-87.....	HE
1986-87	STAN	....	82-77.....	MP
	WASH	..	70-65.....	HE
	WASH	..	86-71.....	PP (1)
1987-88	STAN	....	86-70.....	MP
	WASH	..	84-82 (2OT).....	HE
1988-89	STAN	....	71-69.....	HE
	STAN	....	82-74 (OT).....	MP
1989-90	WASH	..	71-59.....	HE

	STAN	....	59-48.....	MP
1990-91	STAN	....	87-55.....	MP
	STAN	....	60-59.....	HE
1991-92	STAN	....	64-58.....	HE
	STAN	....	85-70.....	MP
1992-93	WASH	..	68-67.....	MP
	WASH	..	56-51.....	HE
1993-94	STAN	....	67-65.....	MP
	STAN	....	76-61.....	HE
1994-95	STAN	....	65-51.....	HE
	STAN	....	74-65.....	MP
1995-96	STAN	....	71-56.....	MP
	WASH	..	74-71.....	HE
1996-97	STAN	....	65-63.....	MP
	WASH	..	75-61.....	HE
1997-98	STAN	....	74-72.....	HE
	STAN	....	93-70.....	MP
1998-99	STAN	....	67-60.....	MP
	STAN	....	89-57.....	HE
1999-00	STAN	....	92-62.....	MP
	STAN	....	77-52.....	KA
2000-01	STAN	....	94-63.....	BAHE
	STAN	....	99-79.....	MP
2001-02	STAN	....	105-60.....	MP
	STAN	....	91-65.....	BAHE
2002-03	WASH	..	73-68.....	BAHE
	STAN	....	78-69.....	MP
2003-04	STAN	....	85-72.....	MP
	WASH	..	75-62.....	BAHE
	STAN	....	77-66.....	Stp (1)
2004-05	WASH	..	76-73.....	BAHE
	STAN	....	77-67.....	MP
	WASH	..	66-63.....	Stp (1)
2005-06	STAN	....	76-67 (OT).....	MP
	WASH	..	75-57.....	BAHE
2006-07	STAN	....	78-77.....	MP
	WASH	..	64-52.....	BAHE
2007-08	STAN	....	65-51.....	BAHE
	STAN	....	82-79.....	MP
2008-09	WASH	..	84-83.....	BAHE
	WASH	..	75-68.....	MP
	WASH	..	85-73.....	Stp (1)
2009-10	WASH	..	94-61.....	BAHE
	WASH	..	78-61.....	MP
	WASH	..	79-64.....	Stp (1)
2010-11	STAN	....	58-56.....	MP
	WASH	..	87-76.....	AAA
2011-12	WASH	..	76-63.....	AAA
2012-13	WASH	..	65-60.....	MP
2013-14	STAN	....	79-67.....	MP
	WASH	..	64-60.....	AAA

### STAN vs. WSU

STAN leads all-time series, 73-59  
Longest Win Streak (Since 1978-79):  
STAN: 18, 1996-2004  
WSU: 5, 1981-1983

First meeting:

1916-17	#WSU	..	36-18.....	SP
1978-79	WSU	....	75-52.....	MP
	WSU	....	69-47.....	F
1979-80	WSU	....	102-74.....	F
	WSU	....	93-75.....	MP
1980-81	STAN	....	62-60.....	MP
	WSU	....	59-58.....	F
1981-82	WSU	....	63-58.....	F
	WSU	....	62-54.....	MP
1982-83	WSU	....	67-63.....	F
	WSU	....	79-69.....	MP
1983-84	STAN	....	68-65.....	MP
	WSU	....	65-61.....	F
1984-85	WSU	....	71-59.....	F
	WSU	....	78-68.....	MP
1985-86	STAN	....	84-67.....	MP

	WSU	....	69-66.....	F
1986-87	STAN	....	93-76.....	MP
	WSU	....	74-64.....	F
1987-88	WSU	....	70-68 (OT).....	MP
	STAN	....	51-50.....	F
1988-89	STAN	....	85-43.....	F
	STAN	....	65-63.....	MP
1989-90	STAN	....	69-49.....	F
	STAN	....	68-54.....	MP
1990-91	STAN	....	94-63.....	MP
	WSU	....	74-68.....	F
1991-92	WSU	....	67-59.....	F
	STAN	....	85-70.....	MP
1992-93	WSU	....	64-59.....	MP
	WSU	....	87-54.....	F
1993-94	STAN	....	75-64.....	MP
	WSU	....	77-71.....	F
1994-95	WSU	....	77-63.....	F
	STAN	....	79-72.....	MP
1995-96	WSU	....	68-59.....	MP
	STAN	....	78-67.....	F
1996-97	STAN	....	81-61.....	MP
	STAN	....	76-63.....	F
1997-98	STAN	....	82-72.....	F
	STAN	....	72-56.....	MP
1998-99	STAN	....	94-45.....	MP
	STAN	....	64-48.....	F
1999-00	STAN	....	63-38.....	MP
	STAN	....	89-52.....	F
2000-01	STAN	....	72-61.....	F
	STAN	....	75-64.....	MP
2001-02	STAN	....	83-50.....	MP
	STAN	....	76-63.....	F
2002-03	STAN	....	73-68 (OT).....	F
	STAN	....	72-54.....	MP
2003-04	STAN	....	73-51.....	MP
	STAN	....	63-61.....	F
	STAN	....	68-47.....	Stp (1)
2004-05	WSU	....	60-51.....	F
	WSU	....	59-48.....	MP
	STAN	....	60-58.....	Stp (1)
2005-06	STAN	....	69-59.....	MP
	STAN	....	39-37.....	F
2006-07	STAN	....	71-68.....	MP
	WSU	....	58-45.....	F
2007-08	STAN	....	67-65 (OT).....	F
	STAN	....	60-53.....	MP
	STAN	....	75-64.....	Stp (1)
2008-09	WSU	....	55-54.....	F
	STAN	....	65-54.....	MP
2009-10	WSU	....	77-73.....	F
	STAN	....	60-58.....	MP
2010-11	WSU	....	61-58.....	MP
	STAN	....	75-62.....	F
2011-12	WSU	....	81-69.....	F
2012-13	STAN	....	78-67.....	MP
2013-14	STAN	....	80-48.....	MP
	STAN	....	69-56.....	F
	STAN	....	74-63.....	MGM (1)

### UCLA vs. USC

UCLA leads all-time series, 135-105  
Longest Win Streak (Since 1978-79):  
UCLA: 10, 1995-1999  
USC: 4, 2003-2004; 2009-2011

First meeting:

1927-28	USC	....	45-35.....	USC
1978-79	UCLA	....	89-86.....	SA
	UCLA	....	102-94 (OT).....	PP
1979-80				

	UCLA	...	69-66	.....	PP
1982-83	UCLA	...	77-60	.....	PP
	UCLA	...	71-64	.....	SA
1983-84	UCLA	...	75-69 (OT)	.....	PP
	USC	...	80-72	.....	SA
1984-85	USC	...	78-77 (20T)	.....	SA
	USC	...	80-78 (40T)	.....	PP
1985-86	UCLA	...	66-56	.....	PP
	USC	...	79-64	.....	SA
1986-87	UCLA	...	77-65	.....	SA
	UCLA	...	82-76	.....	PP
1987-88	UCLA	...	81-65	.....	PP
	UCLA	...	85-70	.....	SA
1988-89	UCLA	...	67-66	.....	SA
	UCLA	...	68-65	.....	PP
1989-90	UCLA	...	89-72	.....	PP
	USC	...	76-75	.....	SA
1990-91	UCLA	...	98-81	.....	PP
	USC	...	76-74	.....	SA
1991-92	USC	...	86-82	.....	PP
	USC	...	83-79	.....	SA
1992-93	UCLA	...	90-80	.....	SA
	USC	...	72-62	.....	PP
1993-94	UCLA	...	101-72	.....	PP
	USC	...	85-79	.....	SA
1994-95	UCLA	...	73-69	.....	SA
	UCLA	...	100-93	.....	PP
1995-96	UCLA	...	99-72	.....	PP
	UCLA	...	61-59	.....	SA
1996-97	UCLA	...	96-87	.....	SA
	UCLA	...	82-60	.....	PP
1997-98	UCLA	...	101-84	.....	PP
	UCLA	...	82-75 (OT)	.....	SA
1998-99	UCLA	...	80-80	.....	SA
	UCLA	...	68-63	.....	PP
1999-00	USC	...	79-71	.....	SA
	UCLA	...	83-78	.....	PP
2000-01	UCLA	...	80-75	.....	PP
	UCLA	...	85-76	.....	SA
2001-02	USC	...	81-77	.....	For
	UCLA	...	67-65	.....	PP
2002-03	USC	...	80-75	.....	PP
	USC	...	86-85	.....	SA
2003-04	USC	...	76-69	.....	PP
	USC	...	78-77 (OT)	.....	SA
2004-05	UCLA	...	72-69	.....	SA
	UCLA	...	90-69	.....	PP
2005-06	UCLA	...	66-45	.....	PP
	USC	...	71-68	.....	SA
2006-07	UCLA	...	65-64	.....	GC
	UCLA	...	70-65	.....	PP
2007-08	USC	...	72-63	.....	PP
	UCLA	...	56-46	.....	GC
	UCLA	...	57-54	.....	Stp (1)
2008-09	UCLA	...	64-60	.....	GC
	UCLA	...	76-60	.....	PP
	USC	...	65-55	.....	Stp (1)
2009-10	USC	...	67-46	.....	PP
	USC	...	68-64	.....	GC
2010-11	USC	...	63-52	.....	GC
	UCLA	...	64-50	.....	PP
2011-12	UCLA	...	66-47	.....	GC
	UCLA	...	64-54	.....	SA
	UCLA	...	55-40	.....	Stp (1)
2012-13	USC	...	75-71	.....	PP
	UCLA	...	75-59	.....	GC
2013-14	UCLA	...	107-73	.....	PP
	UCLA	...	87-73	.....	GC

\* - USC home game  
\*\* - UCLA home game

**UCLA vs. UTAH**

UCLA leads all-time series, 7-5  
Longest Win Streak:  
UCLA: 2, 2012-13  
UTAH: 2, 1929-61

First meeting:

1928	UCLA	...	38-32	.....	UF
2011-12	UCLA	...	76-49	.....	SA
2012-13	UCLA	...	57-53	.....	JMHC
2013-14	UTAH	...	74-69	.....	JMHC
	UCLA	...	80-66	.....	PP

**UCLA vs. WASH**

UCLA leads all-time series, 95-42  
Longest Win Streak (Since 1978-79):  
UCLA: 10, 1987-1990;1993-1998  
WASH: 3, 2005-2006; 2010-12

First meeting:

1936-37	WASH	...	52-51	.....	HE
1978-79	UCLA	...	86-61	.....	PP
	WASH	...	69-68	.....	HE
1979-80	UCLA	...	76-59	.....	HE
	WASH	...	72-70	.....	PP
1980-81	UCLA	...	96-74	.....	PP
	UCLA	...	91-72	.....	HE
1981-82	WASH	...	56-50	.....	HE
	UCLA	...	68-67	.....	PP
1982-83	UCLA	...	84-65	.....	PP
	UCLA	...	90-66	.....	HE
1983-84	WASH	...	89-81 (30T)	.....	HE
	UCLA	...	73-59	.....	PP
1984-85	UCLA	...	63-51	.....	PP
	WASH	...	67-61	.....	HE
1985-86	WASH	...	90-65	.....	HE
	UCLA	...	94-89 (OT)	.....	PP
1986-87	WASH	...	90-80	.....	HE
	WASH	...	95-87	.....	PP
	UCLA	...	76-64	.....	PP (1)
1987-88	UCLA	...	78-71	.....	PP
	UCLA	...	97-87	.....	HE
1988-89	UCLA	...	93-74	.....	HE
	UCLA	...	101-78	.....	PP
	UCLA	...	64-54	.....	For (1)
1989-90	UCLA	...	58-56	.....	HE
	UCLA	...	74-61	.....	PP
1990-91	WASH	...	86-68	.....	HE
	UCLA	...	73-60	.....	PP
1991-92	UCLA	...	74-61	.....	PP
	UCLA	...	80-79	.....	HE
1992-93	WASH	...	81-67	.....	HE
	UCLA	...	93-64	.....	PP
1993-94	UCLA	...	82-62	.....	HE
	UCLA	...	79-76	.....	PP
1994-95	UCLA	...	91-78	.....	PP
	UCLA	...	74-66	.....	HE
1995-96	UCLA	...	91-88 (OT)	.....	PP
	UCLA	...	78-70	.....	HE
1996-97	UCLA	...	79-70	.....	PP
	UCLA	...	87-85	.....	HE
1997-98	UCLA	...	105-94	.....	PP
	WASH	...	95-94	.....	HE
1998-99	WASH	...	93-83	.....	HE
	UCLA	...	79-62	.....	PP
1999-00	WASH	...	63-62	.....	KA
	UCLA	...	90-64	.....	PP
2000-01	UCLA	...	86-64	.....	PP
	WASH	...	96-94	.....	BAHE
2001-02	UCLA	...	85-79	.....	BAHE
	UCLA	...	74-62	.....	PP
2002-03	UCLA	...	77-67	.....	BAHE
	UCLA	...	83-72	.....	PP
2003-04	UCLA	...	86-84 (OT)	.....	BAHE
	UCLA	...	80-75	.....	PP

	WASH	...	91-83	.....	Stp (1)
2004-05	UCLA	...	95-86	.....	PP
	WASH	...	82-70	.....	BAHE
2005-06	WASH	...	69-65	.....	PP
	WASH	...	70-67	.....	BAHE
2006-07	UCLA	...	96-74	.....	PP
	WASH	...	61-51	.....	BAHE
2007-08	UCLA	...	69-55	.....	PP
	WASH	...	71-61	.....	BAHE
2008-09	UCLA	...	86-75	.....	BAHE
	UCLA	...	85-76	.....	PP
2009-10	UCLA	...	62-61	.....	PP
	WASH	...	97-68	.....	BAHE
2010-11	WASH	...	74-63	.....	PP
	WASH	...	70-63	.....	AAA
2011-12	WASH	...	71-69	.....	AAA
	UCLA	...	75-69	.....	SA
2012-13	UCLA	...	59-57	.....	PP
	UCLA	...	61-54	.....	AAA
2013-14	UCLA	...	91-82	.....	AAA

**UCLA vs. WSU**

UCLA leads all-time series, 102-16  
Longest Win Streak (Since 1978-79):  
UCLA: 22, 1993-2004  
WSU: 2, 2013-current

First meeting:

1936-37	#WSU	...	33-23	.....	B
1978-79	UCLA	...	89-71	.....	PP
	UCLA	...	110-102 (30T)	.....	F
1979-80	WSU	...	80-64	.....	F
	UCLA	...	80-66	.....	PP
1980-81	UCLA	...	87-61	.....	PP
	UCLA	...	59-50	.....	F
1981-82	WSU	...	57-51 (30T)	.....	F
	UCLA	...	57-54	.....	PP
1982-83	UCLA	...	89-87 (OT)	.....	PP
	WSU	...	70-68	.....	F
1983-84	UCLA	...	73-59	.....	F
	UCLA	...	83-64	.....	PP
1984-85	UCLA	...	75-48	.....	PP
	WSU	...	66-58 (OT)	.....	F
1985-86	UCLA	...	81-80 (20T)	.....	F
	UCLA	...	88-81	.....	PP
1986-87	WSU	...	81-73	.....	F
	UCLA	...	61-60	.....	PP
1987-88	UCLA	...	88-63	.....	PP
	UCLA	...	62-55	.....	F
	WSU	...	73-71	.....	Mck (1)
1988-89	UCLA	...	64-63	.....	F
	UCLA	...	56-55	.....	PP
1989-90	UCLA	...	68-64	.....	F
	UCLA	...	74-61	.....	PP
1990-91	UCLA	...	99-91	.....	F
	UCLA	...	86-64	.....	PP
1991-92	UCLA	...	82-61	.....	PP
	UCLA	...	89-85	.....	F
1992-93	WSU	...	67-56	.....	F
	UCLA	...	71-70	.....	PP
1993-94	UCLA	...	81-79	.....	F
	UCLA	...	76-66	.....	PP
1994-95	UCLA	...	91-78	.....	PP
	UCLA	...	98-83	.....	F
1995-96	UCLA	...	82-71	.....	PP
	UCLA	...	78-73 (OT)	.....	F
1996-97	UCLA	...	84-56	.....	PP
	UCLA	...	87-86	.....	F
1997-98	UCLA	...	88-68	.....	PP
	UCLA	...	78-75	.....	F
1998-99	UCLA	...	69-66	.....	F
	UCLA	...	100-61	.....	PP
1999-00	UCLA	...	86-64	.....	F
	UCLA	...	90-64	.....	PP
2000-01	UCLA	...	75-57	.....	PP

	UCLA	...	86-76	.....	F
2001-02	UCLA	...	79-74	.....	F
	UCLA	...	81-69	.....	PP
2002-03	UCLA	...	98-83	.....	F
	UCLA	...	86-71	.....	PP
2003-04	UCLA	...	48-45	.....	F
	WSU	...	55-48	.....	PP
2004-05	UCLA	...	80-77 (20T)	.....	PP
	UCLA	...	58-56 (OT)	.....	F
2005-06	UCLA	...	63-61	.....	PP
	UCLA	...	50-30	.....	F
2006-07	UCLA	...	55-52	.....	PP
	UCLA	...	53-45	.....	F
2007-08	UCLA	...	81-74	.....	PP
	UCLA	...	67-59	.....	F
2008-09	UCLA	...	61-59	.....	F
	WSU	...	82-81	.....	PP
	UCLA	...	64-53	.....	Stp (1)
2009-10	UCLA	...	74-62	.....	PP
	UCLA	...	71-51	.....	F
2010-11	UCLA	...	80-71	.....	PP
	UCLA	...	58-54 (OT)	.....	F
2011-12	UCLA	...	63-60	.....	F
	UCLA	...	78-46	.....	SA
2012-13	UCLA	...	76-62	.....	SA
	WSU	...	73-61	.....	F
2013-14	WSU	...	73-55	.....	F

**USC vs. UTAH**

All-time series tied, 17-17  
Longest Win Streak:  
USC: 5, 1952-54  
UTAH: 3, 1948

First meeting:

1933	USC	...	40-35	.....	UF
2011-12	USC	...	62-45	.....	GC
2012-13	USC	...	76-59	.....	JMHC
	UTAH	...	69-66	.....	MGM (1)
2013-14	UTAH	...	84-66	.....	JMHC
	UTAH	...	79-71	.....	GC

**USC vs. WASH**

WASH leads all-time series, 70-69  
Longest Win Streak:  
USC: 7, 1999-2002  
WASH: 5, 2004-2006

First meeting:

1924-25	WASH	...	40-23	.....	HE
1978-79	USC	...	69-59	.....	SA
	USC	...	61-59	.....	HE
1979-80	WASH	...	80-72	.....	HE
	USC	...	77-68	.....	SA
1980-81	WASH	...	63-61 (OT)	.....</	

1990-91	WASH ... 82-65.....HE
	USC ..... 75-51.....SA
1991-92	USC ..... 59-56.....SA
	USC ..... 82-68.....HE
1992-93	WASH ... 46-41.....HE
	USC ..... 56-55.....SA
1993-94	USC ..... 53-46.....HE
	WASH ... 50-49.....SA
1994-95	USC ..... 85-76.....SA
	WASH ... 83-73.....HE
1995-96	WASH ... 69-62.....SA
	USC ..... 94-72.....HE
1996-97	USC ..... 77-58.....SA
	WASH ... 94-84.....HE
1997-98	WASH ... 101-86.....SA
	WASH ... 91-66.....HE
1998-99	WASH ... 85-83.....HE
	USC ..... 70-57.....SA
1999-00	USC ..... 81-79 (OT).....KA
	USC ..... 90-71.....SA
2000-01	USC ..... 87-61.....SA
	USC ..... 85-56.....BAHE
2001-02	USC ..... 87-65.....BAHE
	USC ..... 94-74.....For
2002-03	WASH ... 76-72.....BAHE
	WASH ... 95-89.....SA
2003-04	USC ..... 88-80.....BAHE
	WASH ... 93-82.....SA
2004-05	WASH ... 84-59.....SA
	WASH ... 99-69.....BAHE
2005-06	WASH ... 86-77.....SA
	WASH ... 87-73.....BAHE
2006-07	USC ..... 86-79 (2OT).....GC
	WASH ... 85-70.....BAHE
2007-08	USC ..... 66-51.....GC
	USC ..... 73-59.....BAHE
2008-09	WASH ... 78-73.....BAHE
	WASH ... 60-51.....GC
2009-10	USC ..... 87-61.....GC
	USC ..... 67-64.....BAHE
2010-11	WASH ... 73-67 (OT).....GC
	USC ..... 62-60.....AAA
2011-12	WASH ... 69-41.....AAA
	WASH ... 80-58.....GC
2012-13	USC ..... 71-60.....GC
	WASH ... 65-57.....AAA
2013-14	WASH ... 82-75.....AAA

## USC vs. WSU

USC leads all-time series, 69-47  
 Longest Win Streak:  
 USC: 9, 1999-2003  
 WSU: 4, 2004-05

First meeting:

1948-49	WSU ..... 55-52.....SF
1978-79	USC ..... 67-61.....SA
	USC ..... 71-69.....F
1979-80	WSU ..... 77-57.....SA
	WSU ..... 69-67.....SA
1980-81	USC ..... 57-43.....SA
	USC ..... 60-59.....F
1981-82	USC ..... 57-56 (OT).....F
	USC ..... 61-56.....SA
1982-83	USC ..... 56-49.....SA
	WSU ..... 83-80.....F
1983-84	USC ..... 68-61.....F
	USC ..... 57-56.....For
1984-85	USC ..... 69-62.....CSDH
	USC ..... 64-58.....F
1985-86	WSU ..... 65-58.....F
	WSU ..... 77-75 (OT).....SA
1986-87	WSU ..... 70-60.....F
	USC ..... 66-37.....SA
1987-88	USC ..... 65-60.....SA

	WSU ..... 67-57.....F
1988-89	WSU ..... 72-65.....F
	USC ..... 78-63.....SA
1989-90	WSU ..... 68-67.....F
	USC ..... 91-75.....SA
	USC ..... 85-68.....UAC (1)
1990-91	USC ..... 80-62.....F
	USC ..... 74-57.....SA
1991-92	USC ..... 75-62.....SA
	WSU ..... 82-68.....F
1992-93	WSU ..... 73-51.....F
	USC ..... 81-65.....SA
1993-94	WSU ..... 89-59.....F
	WSU ..... 70-64.....SA
1994-95	USC ..... 85-76.....SA
	WSU ..... 84-64.....F
1995-96	WSU ..... 69-62.....SA
	USC ..... 83-81.....F
1996-97	USC ..... 106-73.....SA
	USC ..... 92-85.....F
1997-98	USC ..... 75-69 (OT).....SA
	WSU ..... 78-71.....F
1998-99	WSU ..... 95-86.....F
	USC ..... 83-62.....SA
1999-00	USC ..... 83-61.....F
	USC ..... 82-63.....SA
2000-01	USC ..... 82-59.....SA
	USC ..... 78-63.....F
2001-02	USC ..... 78-63.....F
	USC ..... 85-64.....For
2002-03	USC ..... 97-90.....F
	USC ..... 86-68.....SA
2003-04	WSU ..... 76-61.....F
	WSU ..... 60-51.....SA
2004-05	WSU ..... 69-52.....SA
	WSU ..... 61-53.....F
2005-06	USC ..... 71-66.....SA
	WSU ..... 60-47.....F
2006-07	WSU ..... 58-55.....GC
	WSU ..... 88-86 (2OT).....F
	USC ..... 70-61.....Stp (1)
2007-08	WSU ..... 73-58.....GC
	WSU ..... 74-50.....F
2008-09	USC ..... 46-44.....F
	USC ..... 61-51.....GC
2009-10	WSU ..... 67-60.....GC
	WSU ..... 51-47.....F
2010-11	USC ..... 60-56.....GC
	WSU ..... 85-77.....F
2011-12	WSU ..... 60-53.....F
	WSU ..... 43-38.....GC
2012-13	USC ..... 72-68.....GC
	WSU ..... 76-51.....F
2013-14	USC ..... 79-68.....F

## UTAH vs. WASH

All-time series tied, 8-8  
 Longest Win Streak:  
 WASH: 3, 1951-52  
 UTAH: 3, 1968-89

First meeting:

1950-51	UTAH ... 62-61.....UF
2011-12	WASH ... 57-53.....JMHC
2012-13	UTAH ... 74-65.....AAA
2013-14	WASH ... 59-57.....AAA
	UTAH ... 78-69.....JMHC
	UTAH ... 67-61.....MGM (1)

## UTAH vs. WSU

UTAH lead all-time series, 15-4  
 Longest Win Streak:  
 UTAH: 11, 1952-2000  
 WSU: 2, 2013-14

First meeting:

1938	UTAH ... 45-44.....Pull
2011-12	UTAH ... 62-60 (OT).....JMHC
2012-13	WSU ..... 75-65.....F
2013-14	WSU ..... 49-46.....F
	UTAH ... 81-63.....JMHC

## WASH vs. WSU

WASH lead all-time series, 178-101  
 Longest Win Streak (Since 1978-79):  
 WASH: 8, 1983-1987  
 WSU: 7, 2006-2008

First meeting:

1909-10	WASH ... 13-9.....Pull
1978-79	#WSU .. 60-47.....MC
	WASH ... 57-56.....F
	WSU ..... 65-56.....HE
1979-80	WSU ..... 72-68.....HE
	WASH ... 64-63.....F
1980-81	WASH ... 81-70.....F
	WASH ... 70-64.....HE
1981-82	WASH ... 75-60.....HE
	WSU ..... 62-42.....F
1982-83	WSU ..... 72-70 (2OT).....F
	WASH ... 76-75.....HE
1983-84	WASH ... 58-48.....HE
	WASH ... 67-51.....F
1984-85	WASH ... 73-56.....F
	WASH ... 68-55.....HE
1985-86	WASH ... 72-63.....HE
	WASH ... 79-70.....F
1986-87	WASH ... 79-65.....HE
	WSU ..... 86-80.....F
1987-88	WSU ..... 70-63.....HE
	WSU ..... 61-52.....F
1988-89	WASH ... 69-63.....F
	WASH ... 76-70.....HE
1989-90	WASH ... 80-79.....HE
	WASH ... 59-56.....F
1990-91	WASH ... 50-48.....F
	WSU ..... 80-76.....HE
1991-92	WASH ... 78-73 (OT).....HE
	WSU ..... 75-57.....F
1992-93	WASH ... 59-56.....F
	WSU ..... 72-57.....HE
1993-94	WSU ..... 67-46.....HE
	WSU ..... 75-51.....F
1994-95	WSU ..... 74-73.....F
	WASH ... 78-72.....HE
1995-96	WASH ... 85-71.....HE
	WSU ..... 76-66.....F
1996-97	WASH ... 74-72.....F
	WASH ... 91-70.....HE
1997-98	WASH ... 82-76.....HE
	WASH ... 70-51.....F
1998-99	WSU ..... 72-71.....SP
	WASH ... 76-59.....HE
1999-00	WASH ... 74-68 (OT).....KA
	WASH ... 64-60.....F
2000-01	WASH ... 78-72.....BAHE
	WSU ..... 79-61.....F
2001-02	WSU ..... 81-79.....F
	WASH ... 82-75.....BAHE
2002-03	WASH ... 81-67.....BAHE
	WSU ..... 98-76.....F
2003-04	WASH ... 75-62.....F
	WASH ... 71-67.....BAHE
2004-05	WASH ... 66-48.....BAHE

	WASH ... 68-55.....F
2005-06	WSU ..... 78-71.....BAHE
	WSU ..... 77-64.....F
2006-07	WSU ..... 75-47.....F
	WSU ..... 65-61.....BAHE
	WSU ..... 74-64.....Stp (1)
2007-08	WSU ..... 56-52.....BAHE
	WSU ..... 76-73 (OT).....F
2008-09	WASH ... 68-48.....F
	WASH ... 67-60.....BAHE
2009-10	WASH ... 92-64.....BAHE
	WASH ... 59-52.....F
2010-11	WSU ..... 87-80.....F
	WSU ..... 80-69.....AAA
	WASH ... 89-87.....Stp (1)
2011-12	WASH ... 75-65.....AAA
	WASH ... 59-55.....F
2012-13	WASH ... 68-63.....F
	WASH ... 72-68.....AAA
	WASH ... 64-62.....MGM (1)
2013-14	WSU ..... 72-67.....F
	WASH ... 72-49.....AAA

**SITE KEY**

AAA..... Alaska Airlines Arena, Seattle  
 B ..... Bohler Gym, Pullman, Wash.  
 BF ..... Balch Fieldhouse, Boulder, Colo.  
 BDG ..... Bear Down Gym, Tucson, Ariz.  
 BAHE ..... Bank of America Arena, Seattle  
 Berk ..... Berkeley, Calif. (venue n/a)  
 CEC ..... Coors Events Center, Boulder, Colo.  
 Corv ..... Corvallis, Ore. (venue n/a)  
 CSDH ..... Cal State Dominguez Hills,  
 ..... Carson, Calif. (USC home game)  
 CP ..... Cow Palace, San Francisco  
 CSLA ..... Cal State Los Angeles  
 ..... (USC home game)  
 Eug ..... Eugene, Ore. (venue n/a)  
 F ..... Friel Court, Pullman, Wash.  
 For ..... The Forum, Inglewood, Calif.  
 G ..... Gill Coliseum, Corvallis, Ore.  
 GC ..... Galen Center, Los Angeles  
 H ..... Harmon Gym, Berkeley, Calif.  
 HC ..... Honda Center, Anaheim, Calif.  
 HE ..... Hec Edmundson Pavillion, Seattle  
 HP ..... Haas Pavillion, Berkeley, Calif.  
 JMHC ..... Jon M. Huntsman Center, Salt Lake City  
 KA ..... Key Arena, Seattle, Wash.  
 LA ..... Los Angeles, Calif. (venue n/a)  
 LC ..... Lyon Center, Los Angeles,  
 LMU ..... Loyola Marymount University, Los Angeles  
 MC ..... Memorial Coliseum, Portland, Ore.  
 MP ..... Maples Pavilion, Stanford, Calif.  
 n/a ..... unknown  
 McA ..... McArthur Court, Eugene, Ore.  
 McK ..... McKale Center, Tucson, Ariz.  
 MGM ..... MGM Grand Garden Arena, Las Vegas, Nev.  
 MK ..... Matthew Knight Arena, Eugene, Ore.  
 MSG ..... Madison Square Garden, N.Y., N.Y.  
 OC ..... Oakland Coliseum Arena, Oakland, Calif.  
 Oak ..... Oakland, Calif. (venue n/a)  
 PP ..... Pauley Pavilion, Los Angeles  
 Pull ..... Pullman, Wash. (venue n/a)  
 RG ..... Rose Garden, Portland, Ore.  
 SA ..... Los Angeles Sports Arena, Los Angeles  
 SP ..... Spokane Arena, Spokane, Wash.  
 SDG ..... Sun Devil Gym, Tempe, Ariz.  
 Sea ..... Seattle, Wash. (venue n/a)  
 SF ..... San Francisco, Calif. (venue n/a)  
 SP ..... Stanford Pavilion, Stanford, Calif.  
 Stp ..... Staples Center, Los Angeles  
 Tuc ..... Tucson, Ariz. (venue n/a)  
 TNA ..... The New Arena, Oakland, Calif.  
 UAC ..... University Activity Center, Tempe, Ariz.  
 USC ..... USC campus (venue n/a)  
 WFA ..... Wells Fargo Arena, Tempe, Ariz.  
 N ..... Other neutral site  
 # ..... Non-conference game  
 & ..... California later forfeited these games.  
 (1) ..... Pac-12 Tournament game  
 (2) ..... CBI Tournament gam  
 (3) ..... NIT

**Under the Pac-12's current 18-game Conference schedule, no team has finished league play undefeated. Seven times a team has finished league play at 17-1:**

1981 ..... OSU  
 1988 ..... ARIZ  
 1989 ..... ARIZ  
 1993 ..... ARIZ  
 1998 ..... ARIZ  
 2003 ..... ARIZ  
 2004 ..... STAN

**In addition, seven times a team has reached the halfway point of league play at 9-0:**

1980 ..... OSU  
 1981 ..... OSU  
 1983 ..... UCLA  
 1988 ..... ARIZ  
 1993 ..... ARIZ  
 1998 ..... ARIZ  
 2004 ..... STAN

**There have been three instances in which a team managed a perfect road record in Pac-10 play (9-0):**

1981 ..... OSU  
 2001 ..... STAN  
 2003 ..... ARIZ

**There have been 24 teams with an unblemished home record in league play (9-0):**

1980 ..... OSU  
 1981 ..... OSU  
 1982 ..... OSU  
 1983 ..... WSU  
 1984 ..... OSU/WASH  
 1986 ..... ARIZ  
 1988 ..... ARIZ  
 1989 ..... ARIZ/STAN  
 1990 ..... ARIZ/OSU  
 1991 ..... ARIZ  
 1992 ..... USC  
 1993 ..... ARIZ  
 1996 ..... UCLA  
 1997 ..... STAN  
 1998 ..... ARIZ  
 1999 ..... ARIZ  
 2000 ..... ARIZ  
 2002 ..... ORE  
 2003 ..... STAN  
 2004 ..... STAN  
 2005 ..... WASH  
 2007 ..... UCLA  
 2011 ..... ARIZ  
 2014 ..... ARIZ

ASSOCIATED PRESS (AP) – 1949 - present – Writers poll – Prior to NCAA Tournament  
 UNITED PRESS INTERNATIONAL (UPI) – 1951-1996 – Coaches poll – Following NCAA Tournament  
 USA TODAY – 1983 - present – Coaches poll – Following NCAA Tournament  
 No. 1 and Pac-12 teams only. Number in parenthesis is depth of poll. Complete rankings can be found in the NCAA Records Book.

<p><b>1948-49</b> AP (10) 1. Kentucky 12. UTAH</p> <p><b>1949-50</b> AP (20) 1. Bradley 7. UCLA 15. ARIZONA* 18. WASHINGTON ST.</p> <p><b>1950-51</b> <b>AP (20)</b> 1. Kentucky 12. ARIZONA* 19. USC</p> <p>UPI (20) 1. Kentucky 12. ARIZONA* 13. WASHINGTON 16. UCLA</p> <p><b>1951-52</b> AP (20) 1. Kentucky 6. WASHINGTON 19. UCLA</p> <p>UPI (20) 1. Kentucky 5. WASHINGTON T20. UCLA</p> <p><b>1952-53</b> AP (20) 1. Indiana 4. WASHINGTON</p> <p>UPI (20) 1. Indiana 3. WASHINGTON 12. CALIFORNIA</p> <p><b>1953-54</b> AP (20) 1. Kentucky 11. USC</p> <p>UPI (20) 1. Indiana T14. USC 16. OREGON STATE</p> <p><b>1954-55</b> AP (20) 1. San Francisco 7. UTAH* 10. OREGON STATE 13. UCLA 15. COLORADO*</p> <p>UPI (20) 1. San Francisco 8. OREGON STATE 11. COLORADO* 12. UCLA</p> <p><b>1955-56</b> AP (20) 1. San Francisco 8. UCLA 20. UTAH*</p> <p>UPI (20) 1. San Francisco 9. UCLA</p> <p><b>1956-57</b> AP (20) 1. North Carolina 13. CALIFORNIA 14. UCLA</p> <p>UPI (20) 1. North Carolina 6. CALIFORNIA T9. UCLA</p>	<p><b>1957-58</b> AP (20) 1. West Virginia</p> <p>UPI (20) 1. West Virginia T16. OREGON STATE</p> <p><b>1958-59</b> AP (20) 1. Kansas State 11. CALIFORNIA 18. UTAH*</p> <p>UPI (20) 1. Kansas State 9. CALIFORNIA</p> <p><b>1959-60</b> AP (20) 1. Cincinnati 2. CALIFORNIA 6. UTAH*</p> <p>UPI (20) 1. CALIFORNIA</p> <p><b>1960-61</b> AP (20) 1. Ohio State 7. USC 11. UTAH*</p> <p>UPI (20) 1. Ohio State 5. USC</p> <p><b>1961-62</b> AP (20) 1. Ohio State 7. UTAH* 9. COLORADO* 14. OREGON STATE 16. ARIZONA STATE* 19. UCLA</p> <p>UPI (20) 1. Ohio State 8. COLORADO* 11. OREGON STATE 15. ARIZONA STATE* 17. UCLA</p> <p><b>1962-63</b> AP (10) 1. Cincinnati 4. ARIZONA STATE* 10. COLORADO*</p> <p>UPI (20) 1. Cincinnati 3. ARIZONA STATE* 9. COLORADO* 10. STANFORD 14. OREGON STATE 15. UCLA</p> <p><b>1963-64</b> AP (10) 1. UCLA 6. OREGON STATE</p> <p>UPI (20) 1. UCLA 5. OREGON STATE 19. ARIZONA STATE*</p> <p><b>1964-65</b> AP (10) 1. Michigan 2. UCLA</p> <p>UPI (20) 1. Michigan 2. UCLA</p>	<p><b>1965-66</b> AP (10) 1. Kentucky</p> <p>UPI (20) 1. Kentucky 15. OREGON STATE</p> <p><b>1966-67</b> AP (10) 1. UCLA</p> <p>UPI (20) 1. UCLA</p> <p><b>1967-68</b> AP (10) 1. Houston 2. UCLA</p> <p>UPI (20) 1. Houston 2. UCLA</p> <p><b>1968-69</b> AP (20) 1. UCLA 18. COLORADO*</p> <p>UPI (20) 1. UCLA T14. COLORADO*</p> <p><b>1969-70</b> AP (20) 1. Kentucky 2. UCLA 20. USC</p> <p>UPI (20) 1. Kentucky 2. UCLA</p> <p><b>1970-71</b> AP (20) 1. UCLA 5. USC</p> <p>UPI (20) 1. UCLA 5. USC</p> <p><b>1971-72</b> AP (20) 1. UCLA</p> <p>UPI (20) 1. UCLA</p> <p><b>1972-73</b> AP (20) 1. UCLA 16. ARIZONA STATE*</p> <p>UPI (20) 1. UCLA 13. ARIZONA STATE*</p> <p><b>1973-74</b> AP (20) 1. North Carolina State 2. UCLA 15. UTAH* 17. USC</p> <p>UPI (20) 1. North Carolina State 2. UCLA 3. USC</p>	<p><b>1974-75</b> AP (20) 1. UCLA 8. ARIZONA STATE* 18. OREGON STATE</p> <p>UPI (20) 1. Indiana 2. UCLA 7. ARIZONA STATE* 12. USC 17. ARIZONA*</p> <p><b>1975-76</b> AP (20) 1. Indiana 5. UCLA 15. ARIZONA</p> <p>UPI (20) 1. Indiana 5. UCLA 10. WASHINGTON 12. ARIZONA*</p> <p><b>1976-77</b> AP (20) 1. Michigan 2. UCLA 14. UTAH*</p> <p>UPI (20) 1. Michigan 4. UCLA</p> <p><b>1977-78</b> AP (20) 1. Kentucky 2. UCLA 14. UTAH*</p> <p>UPI (20) 1. Kentucky 2. UCLA</p> <p><b>1978-79</b> AP (20) 1. Indiana State 2. UCLA</p> <p>UPI (20) 1. Indiana State 2. UCLA</p> <p><b>1979-80</b> AP (20) 1. DePaul 5. OREGON STATE 18. ARIZONA STATE</p> <p>UPI (20) 1. DePaul 2. OREGON STATE 19. ARIZONA STATE</p> <p><b>1980-81</b> AP (20) 1. DePaul 2. OREGON STATE 3. ARIZONA STATE 10. UCLA 14. UTAH*</p> <p>UPI (20) 1. DePaul 2. OREGON STATE 5. ARIZONA STATE 11. UCLA</p> <p><b>1981-82</b> AP (20) 1. North Carolina 4. OREGON STATE 19. UCLA</p> <p>UPI (20) 1. North Carolina 4. OREGON STATE</p>	<p><b>1982-83</b> AP (20) 1. Houston 7. UCLA</p> <p>UPI (20) 1. Houston 7. UCLA</p> <p>USA TODAY/CNN (25) 1. North Carolina St. 24. WASHINGTON ST.</p> <p><b>1983-84</b> AP (20) 1. North Carolina 15. WASHINGTON 17. OREGON STATE</p> <p>UPI (20) 1. North Carolina 15. WASHINGTON 20. OREGON STATE</p> <p>USA TODAY/CNN (25) 1. Georgetown 15. WASHINGTON</p> <p><b>1984-85</b> AP (20) 1. Georgetown</p> <p>UPI (20) 1. Georgetown</p> <p>USA TODAY/CNN (25) 1. Villanova 23. UCLA</p> <p><b>1985-86</b> AP (20) 1. Duke</p> <p>UPI (20) 1. Duke</p> <p>USA TODAY/CNN (25) 1. Louisville</p> <p><b>1986-87</b> AP (20) 1. Nevada-Las Vegas 15. UCLA</p> <p>UPI (20) 1. Nevada-Las Vegas 13. UCLA</p> <p>USA TODAY/CNN (25) 1. Indiana 21. UCLA</p> <p><b>1987-88</b> AP (20) 1. Temple 2. ARIZONA</p> <p>UPI (20) 1. Temple 2. ARIZONA</p> <p>USA TODAY/CNN (25) 1. Kansas 3. ARIZONA</p> <p><b>1988-89</b> AP (20) 1. ARIZONA 13. STANFORD</p> <p>UPI (20) 1. ARIZONA 12. STANFORD</p> <p>USA TODAY/CNN (25) 1. Michigan 7. ARIZONA 21. STANFORD 25. UCLA</p>	<p><b>1989-90</b> AP (25) 1. Oklahoma 15. ARIZONA 22. OREGON STATE</p> <p>UPI (20) 1. Oklahoma 16. ARIZONA</p> <p>USA TODAY/CNN 1. Nevada-Las Vegas 21. ARIZONA 23. UCLA</p> <p><b>1990-91</b> AP (25) 1. Nevada-Las Vegas 8. ARIZONA 16. UCLA</p> <p>UPI (25) 1. Nevada-Las Vegas 7. ARIZONA 14. UCLA</p> <p>USA TODAY/CNN (25) 1. Duke 10. ARIZONA 25. UCLA</p> <p><b>1991-92</b> AP (25) 1. Duke 4. UCLA 8. USC 10. ARIZONA</p> <p>UPI (25) 1. Duke 3. UCLA 5. ARIZONA 7. USC</p> <p>USA TODAY/CNN (25) 1. Duke 8. UCLA 11. USC 16. ARIZONA</p> <p><b>1992-93</b> AP (25) 1. Indiana 5. ARIZONA 19. UTAH*</p> <p>UPI (25) 1. Indiana 5. ARIZONA</p> <p>USA TODAY/CNN (25) 1. North Carolina 12. ARIZONA 17. CALIFORNIA 24. UCLA</p> <p><b>1993-94</b> AP (25) 1. Arkansas 9. ARIZONA 16. CALIFORNIA 17. UCLA</p> <p>UPI (25) 1. Arkansas 9. ARIZONA 16. CALIFORNIA 17. UCLA</p> <p>USA TODAY/CNN (25) 1. Arkansas 3. ARIZONA 22. UCLA</p>	<p><b>1994-95</b> AP (25) 1. UCLA 15. ARIZONA 16. ARIZONA STATE 19. UTAH*</p> <p>UPI (25) 1. UCLA 13. ARIZONA 15. ARIZONA STATE 24. OREGON 25. STANFORD</p> <p>USA TODAY/CNN (25) 1. UCLA 13. ARIZONA STATE 25. ARIZONA</p> <p><b>1995-96</b> AP (25) 1. Massachusetts 11. ARIZONA 12. UTAH* 14. UCLA</p> <p>UPI (25) 1. Massachusetts 11. ARIZONA 13. UCLA</p> <p>USA TODAY/CNN (25) 1. Kentucky 11. ARIZONA 19. UCLA</p> <p><b>1996-97</b> AP (25) 1. Kansas 2. UTAH* 7. UCLA 15. ARIZONA 21. STANFORD 24. COLORADO</p> <p>UPI (25) 1. Kansas 2. UTAH* 7. UCLA 15. ARIZONA 21. STANFORD 24. COLORADO</p> <p>USA TODAY/CNN (25) 1. ARIZONA 7. UCLA 12. STANFORD 18. CALIFORNIA</p> <p><b>1997-98</b> AP (25) 1. North Carolina 7. UTAH* 4. ARIZONA 10. STANFORD 19. UCLA</p> <p>UPI (25) 1. North Carolina 7. UTAH* 4. ARIZONA 10. STANFORD 19. UCLA</p> <p>USA TODAY/ESPN (25) 1. Kentucky 4. STANFORD 6. ARIZONA 12. UCLA 24. WASHINGTON</p> <p><b>1998-99</b> AP (25) 1. Duke 6. UTAH* 7. STANFORD 12. ARIZONA 15. UCLA</p> <p>UPI (25) 1. Duke 6. UTAH* 7. STANFORD 12. ARIZONA 15. UCLA</p> <p>USA TODAY/ESPN (25) 1. Connecticut 2. STANFORD 16. ARIZONA 21. UCLA</p>
--	---	--	---	---	--	--



**1999-00**

- AP (25)  
 1. Duke  
 3. STANFORD  
 4. ARIZONA
- USA TODAY/ESPN (25)  
 1. Michigan State  
 5. STANFORD  
 8. ARIZONA  
 23. UCLA

**2000-01**

- AP (25)  
 1. Duke  
 2. STANFORD  
 5. ARIZONA  
 15. UCLA
- USA TODAY/ESPN (25)  
 1. Duke  
 2. ARIZONA  
 5. STANFORD  
 12. UCLA  
 14. USC

**2001-02**

- AP (25)  
 1. Duke  
 7. ARIZONA  
 11. OREGON  
 18. USC  
 24. STANFORD
- USA TODAY/ESPN (25)  
 1. Maryland  
 6. OREGON  
 10. ARIZONA  
 20. UCLA

**2002-03**

- AP (25)  
 1. Kentucky  
 2. ARIZONA  
 18. STANFORD
- USA TODAY/ESPN (25)  
 1. Syracuse  
 5. ARIZONA  
 20. STANFORD

**2003-04**

- AP (25)  
 1. STANFORD  
 22. ARIZONA
- USA TODAY/ESPN (25)  
 1. Connecticut  
 6. STANFORD

**2004-05**

- AP (25)  
 1. Illinois  
 8. WASHINGTON  
 9. ARIZONA  
 18. UTAH\*
- USA TODAY/ESPN (25)  
 1. North Carolina  
 6. ARIZONA  
 9. WASHINGTON

**2005-06**

- AP (25)  
 1. Duke  
 17. UCLA  
 17. WASHINGTON
- USA TODAY/ESPN (25)  
 1. Florida  
 2. UCLA  
 12. WASHINGTON

**2006-07**

- AP (25)  
 1. Ohio State  
 7. UCLA  
 10. OREGON  
 13. WASHINGTON ST.  
 23. USC
- USA TODAY/ESPN (25)  
 1. Florida  
 3. UCLA  
 8. OREGON  
 15. USC  
 17. WASHINGTON ST.

**2007-08**

- AP (25)  
 1. North Carolina  
 3. UCLA  
 10. STANFORD  
 21. WASHINGTON ST.
- USA TODAY/ESPN (25)  
 1. Kansas  
 4. UCLA  
 11. STANFORD  
 15. WASHINGTON ST.

**2008-09**

- AP (25)  
 1. Louisville  
 15. WASHINGTON  
 18. UCLA  
 19. ARIZONA STATE  
 25. UTAH\*
- USA TODAY/ESPN (25)  
 1. North Carolina  
 16. WASHINGTON  
 18. UCLA  
 19. ARIZONA STATE  
 24. ARIZONA

**2009-10**

- AP (25)  
 1. Kansas
- USA TODAY/ESPN (25)  
 1. Duke  
 21. WASHINGTON

**2010-11**

- AP (25)  
 1. Ohio State  
 17. ARIZONA  
 23. WASHINGTON
- USA TODAY/ESPN (25)  
 1. Connecticut  
 9. ARIZONA  
 23. WASHINGTON

**2011-12**

- AP (25)  
 1. Kentucky
- USA TODAY/ESPN (25)  
 1. Kentucky

**2012-13**

- AP (25)  
 1. Gonzaga  
 21. ARIZONA  
 24. UCLA  
 25. OREGON
- USA TODAY/ESPN (25)  
 1. Louisville  
 14. ARIZONA  
 15. OREGON

**2013-14**

- AP (25)  
 1. Florida  
 4. ARIZONA  
 20. UCLA
- USA TODAY/ESPN (25)  
 1. Connecticut  
 5. ARIZONA  
 15. UCLA  
 24. STANFORD

**FINAL NO. 1 RANKINGS**

**AP**  
 Kentucky ..... 9  
**UCLA** ..... **8**  
 Duke ..... 6  
 North Carolina ..... 5  
 Ohio State ..... 4  
 Indiana ..... 3  
 Cincinnati ..... 2  
 DePaul ..... 2  
 Houston ..... 2  
 Kansas ..... 2  
 Michigan ..... 2  
 San Francisco ..... 2  
 Nevada-Las Vegas ..... 2  
**ARIZONA** ..... **1**  
 Arkansas ..... 1  
 Bradley ..... 1  
 Florida ..... 1  
 Georgetown ..... 1  
 Gonzaga ..... 1  
 Indiana State ..... 1  
 Kansas State ..... 1  
 Louisville ..... 1  
 Massachusetts ..... 1  
 North Carolina State ..... 1  
 Oklahoma ..... 1  
**STANFORD** ..... **1**  
 Temple ..... 1  
 West Virginia ..... 1

**UPI**  
**UCLA** ..... **7**  
 Indiana ..... 5  
 Kentucky ..... 5  
 North Carolina ..... 3  
 DePaul ..... 2  
 Duke ..... 2  
 Houston ..... 2  
 Michigan ..... 2  
 Ohio State ..... 2  
 San Francisco ..... 2  
 Nevada-Las Vegas ..... 2  
**ARIZONA** ..... **1**  
 Arkansas ..... 1  
**CALIFORNIA** ..... **1**  
 Cincinnati ..... 1  
 Georgetown ..... 1  
 Indiana State ..... 1  
 Kansas State ..... 1  
 North Carolina State ..... 1  
 Oklahoma ..... 1  
 Temple ..... 1  
 West Virginia ..... 1

**USA TODAY/ESPN**  
 Duke ..... 5  
 Kentucky ..... 3  
 Connecticut ..... 2  
 Florida ..... 2  
 Kansas ..... 2  
 Louisville ..... 2  
 North Carolina ..... 2  
**ARIZONA** ..... **1**  
**UCLA** ..... **1**  
 Arkansas ..... 1  
 Georgetown ..... 1  
 Indiana ..... 1  
 Michigan ..... 1  
 Michigan State ..... 1  
 Nevada-Las Vegas ..... 1  
 North Carolina State ..... 1  
 Syracuse ..... 1  
 Villanova ..... 1

**PAC-12 TEAMS IN THE FINAL RANKINGS**

**AP**  
 UCLA ..... 37  
 ARIZONA ..... 21  
 UTAH ..... 20  
 USC ..... 10  
 STANFORD ..... 9  
 OREGON STATE ..... 8  
 ARIZONA STATE ..... 8  
 WASHINGTON ..... 7  
 COLORADO ..... 5  
 CALIFORNIA ..... 4  
 OREGON ..... 3  
 WASHINGTON STATE ..... 3

**UPI**  
 UCLA ..... 29  
 OREGON STATE ..... 10  
 ARIZONA ..... 10  
 ARIZONA STATE ..... 9  
 USC ..... 6  
 WASHINGTON ..... 5  
 CALIFORNIA ..... 4  
 COLORADO ..... 4  
 STANFORD ..... 3  
 OREGON ..... 1  
 WASHINGTON STATE ..... 0

**USA TODAY**  
 ARIZONA ..... 19  
 UCLA ..... 19  
 STANFORD ..... 9  
 WASHINGTON ..... 7  
 OREGON ..... 3  
 USC ..... 3  
 WASHINGTON STATE ..... 3  
 ARIZONA STATE ..... 2  
 CALIFORNIA ..... 2  
 COLORADO ..... 0  
 OREGON STATE ..... 0

\* Not a league member at the time of the ranking.

**1949-50**

#18 WSU 58, at #7 UCLA 60  
#18 WSU 49, at #7 UCLA 52

**1950-51**

Mar. 2, 1951  
#18 USC 53, at #17 UCLA 59  
Mar. 3, 1951  
#18 USC 43, at #17 UCLA 41  
Mar. 5, 1951  
#18 USC 41, at #17 UCLA 49

**1951-52**

Dec. 7, 1951  
#13 UCLA 52, at #3 WASH 60  
Dec. 8, 1951  
#13 UCLA 61, at #3 WASH 76  
Mar. 7, 1952  
#6 WASH 53, at #19 UCLA 65  
Mar. 8, 1952  
#6 WASH 53, at #19 UCLA 50  
Mar. 10, 1952  
#6 WASH 50, at #19 UCLA 60

**1952-53**

Dec. 12, 1952  
#4 WASH 53, at #7 UCLA 49  
Dec. 13, 1952  
#4 WASH 47, at #7 UCLA 54  
Dec. 19, 1952  
#18 CAL 50, at #9 WASH 60  
Dec. 20, 1952  
#18 CAL 88, at #9 WASH 99  
Jan. 9, 1953  
#18 Idaho 64, at #6 WASH 76  
Jan. 10, 1953  
#18 Idaho 58, at #6 WASH 82

**1954-55**

Mar. 4, 1955  
#9 UCLA 75, at #14 OSU 82  
Mar. 5, 1955  
#9 UCLA 64, at #14 OSU 83

**1957-58**

Jan. 3, 1958  
#19 CAL 43, at #18 OSU 55

**1969-70**

Dec. 12, 1969  
#10 WASH 90, #12 USC 86  
(Portland, Ore. - non-league game)

**1970-71**

Feb. 6, 1971  
#3 UCLA 64, at #2 USC 60  
Mar. 13, 1971  
#3 USC 62, at #1 UCLA 73

**1971-72**

Feb. 5, 1972  
#18 USC 56, at #1 UCLA 81

**1972-73**

Feb. 3, 1973  
#1 UCLA 79, at #20 USC 56

**1973-74**

Feb. 2, 1974  
#11 USC 54, at #1 UCLA 65  
Mar. 9, 1974  
#3 UCLA 82, at #7 USC 52

**1974-75**

Feb. 1, 1975  
#6 USC 84, at #4 UCLA 89  
Feb. 7, 1975  
#8 USC 81, at #9 ORE 80  
Feb. 8, 1975  
#2 UCLA 107, at #9 ORE 103  
Feb. 14, 1975  
#17 OSU 80, at #10 USC 76  
Feb. 14, 1975  
#13 ORE 66, at #2 UCLA 95  
Feb. 15, 1975  
#13 ORE 90, at #10 USC 92  
Feb. 15, 1975  
#17 OSU 62, at #2 UCLA 74  
Mar. 1, 1975  
#20 WASH 78, at #17 OSU 86

**1975-76**

Jan. 17, 1976  
#17 OSU 72, at #6 WASH 70  
Feb. 5, 1976  
#9 UCLA 92, at #6 WASH 87  
Feb. 14, 1976  
#9 WASH 76, at #6 UCLA 78  
Feb. 26, 1976  
#8 WASH 67, at #17 ORE 62

**1979-80**

Jan. 3, 1980  
#14 OSU 76, at #16 UCLA 67  
Feb. 7, 1980  
#4 OSU 82, at #19 ASU 75 (OT)

**1980-81**

Jan. 3, 1981  
#2 OSU 71, at #13 ASU 67  
Jan. 16, 1981  
#8 UCLA 74, at #12 ASU 78 (3 OT)  
Jan. 29, 1981  
#10 UCLA 67, at #1 OSU 81  
Feb. 14, 1981  
#5 ASU 61, at #8 UCLA 64  
Mar. 1, 1981  
#1 OSU 82, at #13 UCLA 76  
Mar. 7, 1981  
#5 ASU 87, at #1 OSU 67

**1981-82**

Jan. 29, 1982  
#8 OSU 68, at #20 UCLA 74

**1982-83**

Feb. 3, 1983  
#18 WSU 87, at #7 UCLA 89 (OT)

**1988-89**

Jan. 29, 1989  
#19 STAN 52, at #6 ARIZ 72  
Mar. 12, 1989  
#1 ARIZ 73, #12 STAN 51 at Inglewood

**1989-90**

Jan. 13, 1990  
#18 ARIZ 67, at #19 UCLA 73  
Jan. 27, 1990  
#17 OSU 80, at #23 UCLA 94  
Feb. 10, 1990  
#19 UCLA 74, at #22 ARIZ 83  
Mar. 3, 1990  
#22 OSU 60, at #15 ARIZ 87

**1990-91**

Jan. 12, 1991  
#7 UCLA 77, at #6 ARIZ 82  
Feb. 10, 1991  
#5 ARIZ 105, at #14 UCLA 94 (OT)

**1991-92**

Jan. 9, 1992  
#23 USC 68, at #6 ARIZ 107  
Jan. 11, 1992  
#2 UCLA 89, at #6 ARIZ 87  
Jan. 27, 1992  
#4 UCLA 79, at #13 USC 83  
Jan. 29, 1992  
#25 USC 86, at #2 UCLA 82  
Mar. 12, 1992  
#2 ARIZ 81, at #8 UCLA 89  
Mar. 14, 1992  
#2 ARIZ 69, at #10 USC 70

**1992-93**

Jan. 7, 1993  
#20 ARIZ 82, at #15 UCLA 80

**1993-94**

Jan. 13, 1994  
#19 CAL 98, at #6 ARIZ 93 (OT)  
Jan. 20, 1994  
#9 ARIZ 66, at #2 UCLA 74  
Feb. 13, 1994  
#16 ARIZ 96, at #18 CAL 77  
Feb. 19, 1994  
#8 UCLA 74, at #15 ARIZ 98  
Feb. 24, 1994  
#17 CAL 92, at #15 UCLA 88

**1994-95**

Jan. 5, 1995  
#9 ARIZ 52, at #15 ASU 53  
Jan. 12, 1995  
#13 ARIZ 99, at #20 CAL 86  
Jan. 14, 1995  
#12 ASU 73, at #20 CAL 68  
Jan. 19, 1995  
#4 UCLA 71, at #11 ARIZ 61  
Jan. 21, 1995  
#4 UCLA 85, at #13 ASU 72  
Jan. 26, 1995  
#12 ARIZ 97, at #18 ORE 89  
Jan. 26, 1995  
#17 STAN 74, at #4 UCLA 77  
Jan. 28, 1995  
#13 ASU 79, at #18 ORE 76  
Feb. 4, 1995  
#22 ORE 87, at #17 STAN 92  
Feb. 9, 1995  
#15 STAN 73, at #9 ARIZ 84  
Feb. 11, 1995  
#15 STAN 70, at #14 ASU 79  
Feb. 16, 1995  
#13 ASU 77, at #6 UCLA 82 (OT)  
Feb. 18, 1995  
#12 ARIZ 70, at #6 UCLA 72  
Feb. 25, 1995  
#2 UCLA 88, at #19 STAN 77  
Mar. 11, 1995  
#18 ASU 103, at #12 ARIZ 98 (2 OT)

**1995-96**

Jan. 20, 1996  
#13 UCLA 79, at #18 ARIZ 88  
Feb. 15, 1996  
#13 ARIZ 75, at #18 UCLA 76

**1996-97**

Jan. 4, 1997  
#21 STAN 75, at #9 ARIZ 76  
Jan. 16, 1997  
#15 STAN 72, at #24 ORE 69 (OT)  
Feb. 13, 1997  
#24 UCLA 66, at #11 ARIZ 64  
Mar. 8, 1997  
#12 ARIZ 80, at #23 STAN 81

**1997-98**

Jan. 3, 1998  
#9 UCLA 75, at #8 ARIZ 87  
Jan. 17, 1998  
#9 UCLA 80, at #5 STAN 93  
Jan. 29, 1998  
#6 ARIZ 93, at #4 STAN 75  
Feb. 12, 1998  
#14 STAN 84, at #9 UCLA 81  
Feb. 28, 1998  
#8 STAN 58, at #2 ARIZ 90  
Mar. 7, 1998  
#2 ARIZ 91, at #19 UCLA 87

**1998-99**

Jan. 2, 1999  
#6 ARIZ 75, at #10 UCLA 82  
Jan. 16, 1999  
#4 STAN 72, at #10 UCLA 59  
Jan. 28, 1999  
#3 STAN 76, at #13 ARIZ 78  
Feb. 2, 1999  
#7 ARIZ 83, at #6 STAN 98  
Feb. 11, 1999  
#9 UCLA 73, at #6 STAN 77  
Mar. 6, 1999  
#12 UCLA 70, at #13 ARIZ 87

**1999-2000**

Jan. 8, 2000  
#5 ARIZ 68, at #1 STAN 65  
Jan. 20, 2000  
#2 ARIZ 76, at #25 UCLA 61  
Feb. 3, 2000  
#23 ORE 71, at #9 ARIZ 77  
Feb. 12, 2000  
#24 ORE 61, at #2 STAN 76  
Mar. 9, 2000  
#2 STAN 81, at #9 ARIZ 86

**2000-01**

Jan. 6, 2001  
#2 STAN 85, at #16 ARIZ 76  
Jan. 18, 2001  
#20 USC 58, at #17 ARIZ 71  
Feb. 1, 2001  
#21 USC 71, at #1 STAN 77  
Mar. 3, 2001  
#1 STAN 85, at #12 UCLA 79  
Feb. 15, 2001  
#8 ARIZ 77, at #24 UCLA 79 (OT)  
Mar. 8, 2001  
#8 ARIZ 76, at #1 STAN 75

**2001-02**

Jan. 17, 2002  
#18 USC 80, at #15 ARIZ 97  
Jan. 19, 2002  
#9 UCLA 86, at #15 ARIZ 96  
Jan. 24, 2002  
#17 STAN 86, at #13 UCLA 76  
Jan. 26, 2002  
#17 STAN 82, at #23 USC 90  
Feb. 2, 2002  
#19 ARIZ 88, at #18 STAN 82 (OT)

Feb. 6, 2002  
#25 USC 65, at #15 UCLA 67  
Feb. 7, 2002  
#13 ORE 87, at #10 STAN 90 (OT)  
Feb. 14, 2002  
#9 ARIZ 76, at #20 UCLA 77  
Feb. 16, 2002  
#9 ARIZ 89, at #25 USC 94  
Feb. 21, 2002  
#20 USC 77, at #10 STAN 58  
Feb. 23, 2002  
#25 UCLA 95, at #10 STAN 92  
Feb. 28, 2002  
#17 STAN 76, at #14 ARIZ 71  
#13 ORE 67, at #19 USC 65  
Mar. 2, 2002  
#21 CAL 53, at #14 ARIZ 99  
Mar. 7, 2002 (Pac-10 Tournament)  
#22 USC 103, #16 STAN 78  
Mar. 8, 2002 (Pac-10 Tournament)  
#15 ARIZ 90, #25 CAL 78  
#22 USC 89, #9 ORE 78  
Mar. 9, 2002 (Pac-10 Tourn.)  
#15 ARIZ 81, #22 USC 71

**2002-03**

Jan. 2, 2003  
#4 ARIZ 81, at #9 ORE 72  
Feb. 1, 2003  
#20 CAL 80, at #1 ARIZ 95  
Feb. 27, 2003  
#1 ARIZ 88, at #23 CAL 75  
Mar. 1, 2003  
#1 ARIZ 72, at #19 STAN 69  
Mar. 8, 2003  
#22 CAL 60, at #17 STAN 72

**2003-04**

Jan. 10, 2004  
#4 STAN 82, at #3 ARIZ 72  
Feb. 7, 2004  
#12 ARIZ 77, at #2 STAN 80

**2004-05**

Jan. 27, 2005  
#10 WASH 82, at #11 ARIZ 91  
Feb. 26, 2005  
#9 ARIZ 85, at #14 WASH 93  
Mar. 12, 2005 (Pac-10 Tourn.)  
#14 WASH 81, #8 ARIZ 72

**2005-06**

Jan. 5, 2006  
#17 UCLA 85, at #21 ARIZ 79  
Jan. 14, 2006  
#13 WASH 69, at #11 UCLA 65  
Feb. 11, 2006  
#12 UCLA 67, at #23 WASH 70

**2006-07**

Dec. 31, 2006  
#14 WASH 74, at #1 UCLA 96  
Jan. 4, 2007  
#7 ARIZ 96, at #24 WASH 87  
Jan. 6, 2007  
#1 UCLA 66, at #16 ORE 68  
Jan. 14, 2007  
#15 ORE 79, at #10 ARIZ 77  
Jan. 20, 2007  
#11 ARIZ 69, #3 at UCLA 73  
Jan. 27, 2007  
#9 ORE 77, at #20 WSU 74 (OT)  
Feb. 1, 2007  
#18 WSU 72, at #20 ARIZ 66  
#9 ORE 57, at #5 UCLA 69  
Feb. 7, 2007  
#19 USC 65, at #1 UCLA 70  
Feb. 8, 2007  
#25 STAN 45, at #14 WSU 58

Feb. 10, 2007  
#24 ARIZ 77, at #13 ORE 74  
Feb. 15, 2007  
#22 USC 80, at #19 ARIZ 75  
Feb. 17  
#5 UCLA 81, at #19 ARIZ 66  
Feb. 22, 2007  
#9 WSU 59, at #23 ORE 64  
Mar. 1, 2007  
#2 UCLA 53, at #13 WSU 45  
Mar. 3, 2007  
#23 USC 86, at #13 WSU 88 (2 OT)

**2007-08**

Jan. 3, 2008  
#5 UCLA 76, at #24 STAN 67  
Jan. 5, 2008  
#22 USC 46, at #24 STAN 52  
Jan. 12, 2008  
#4 WSU 74, at #5 UCLA 81  
Jan. 26, 2008  
#6 WSU 56, at #24 ASU 55  
Feb. 2, 2008  
#14 STAN 67, at #9 WSU 65 (OT)  
Feb. 7, 2008  
#5 UCLA 67, at #17 WSU 59  
Mar. 1, 2008  
#22 WSU 53, at #8 STAN 60  
Mar. 6, 2008  
#7 STAN 67, at #3 UCLA 77 (OT)  
Mar. 14, 2008 (Pac-10 Tourn.)  
#11 STAN 75, #21 WSU 64  
Mar. 15, 2008 (Pac-10 Tourn.)  
#3 UCLA 67, #11 STAN 64

**2008-09**

Jan. 17, 2009  
#16 ASU 61, at #9 UCLA 58 (OT)  
Jan. 31, 2009  
#23 WASH 84, at #14 ASU 71  
Feb. 12, 2009  
#11 UCLA 67, at #18 ASU 74  
Feb. 19, 2009  
#22 WASH 76, at #20 UCLA 85  
Feb. 26, 2009  
#14 ASU 70, at #21 WASH 73 (OT)  
Mar. 13, 2009 (Pac-10 Tourn.)  
#13 WASH 65, #23 ASU 75

**2009-10**

None

**2010-11**

None

**2011-12**

None

**2012-13**

Mar. 4, 2013 (Pac-12 Tournament)  
#21 UCLA 66, #18 ARIZ 64

**2013-14**

Jan. 10, 2014  
at #20 COLO 100, #10 ORE 91  
Mar. 15, 2014 (Pac-12 Tournament)  
#20 UCLA 75, #4 ARIZ 71

**Ranking Notes:**

- Associated Press polls began with the 1948-49 season.
- The AP poll was reduced from 20 teams to 10 teams in 1961-62.
- The AP poll expanded back to 20 teams during the 1968-69 season.
- The AP poll expanded from 20 teams to 25 teams during the 1989-90 season.
- 178 games have been played pitting two ranked Pac-12 teams.
- 34 games featured both teams ranked in the Top-10.
- Five Conference games featured both teams ranked in the Top-5:
 

1971	#2 USC vs. #3 UCLA
1971	#1 UCLA vs. #3 USC
1981	#1 OSU vs. #5 ASU
2000	#1 STAN vs. #5 ARIZ
2004	#4 STAN vs. #3 ARIZ
2006	#4 WSU vs. #5 UCLA
- Home teams are 96-68 (.585)  
(13 games played at neutral sites)
- Higher-ranked teams own a 106-72 (.596) record.
- Conference breakdown during the ranking periods:
 

1949-1959	Pacific Coast
1960-1968	Athletic Association of Western Univ.
1969-1978	Pacific-8
1979-2011	Pacific-10
2012-	Pac-12

The Pac-12 Conference has won more NCAA basketball titles (16) than any other conference in the country . . . Oregon's Tall Firs won the first NCAA Championship in 1939. Stanford claimed the national title in 1942, followed by Utah in 1944 and California in 1959 . . . UCLA established a basketball dynasty that included 10 titles in 12 seasons and a winning streak of seven consecutive NCAA crowns. The Bruins' 11 basketball championships are double what any other school has ever won . . . In 1997, Arizona became the sixth different Pac-12 institution to capture the NCAA basketball title.

School (Seasons)	Yrs	W-L	Pct.	1st	2nd	3rd	4th
Arizona (1951, 76-77, 85-09, 11, 13-14)	31	51-30	.630	1	1	2	0
Arizona State (1958, 61-64, 73, 75, 80-81, 91, 95, 03, 09, 14)	14	13-15	.464	0	0	0	0
California (1946, 57-60, 90, 93-94, 96-97, 2001-03, 06, 09-10, 12-13)	18	20-18	.526	1	1	0	1
Colorado (1940, 42, 46, 54-55, 62-63, 69, 97, 2003, 12-14)	13	10-15	.400	0	0	1	0
Oregon (1939, 45, 60-61, 95, 00, 02-03, 07-08, 13-14)	12	15-11	.577	1	0	0	0
Oregon State (1947, 49, 55, 62-64, 66, 75, 80-82, 84-85, 88-90)	16	12-19	.387	0	0	0	2
Stanford (1942, 89, 92, 95-05, 07-08, 14)	17	23-16	.590	1	0	1	0
UCLA (1950, 52, 56, 62-65, 67-81, 83, 87, 89-02, 2005-09, 11, 13-14)	46	102-39	.723	11	2	4	1
USC (1940, 54, 60-61, 79, 82, 85, 91-92, 97, 01-02, 07-09, 11)	16	12-18	.414	0	0	1	1
Utah (1944-45, 55-56, 59-61, 66, 77-79, 81, 83, 86, 91, 93, 95-00, 02-05, 09)	27	35-30	.538	1	1	0	2
Washington (1943, 48, 51, 53, 76, 84-86, 98-99, 04-06, 09-11)	16	18-17	.515	0	0	1	0
Washington State (1941, 80, 83, 94, 07-08)	6	6-6	.500	0	1	0	0
<b>TOTALS</b>		<b>317-234</b>	<b>.575</b>	<b>16</b>	<b>6</b>	<b>10</b>	<b>7</b>

Records of the following schools were later voided by the NCAA: UCLA (1980 – 5-1), OSU (1980 – 0-1, 1981 – 0-1, 1982 – 2-1), CAL (1996 – 0-1).

**Note:** Several current Pac-12 members competed in the NCAA Tournament while members of other conferences. Those teams and their records are Arizona (2-3), Arizona State (7-7), Colorado (9-12), Oregon (2-2), Oregon State (5-4), Utah (35-30).

## YEARLY NCAA TOURNAMENT RESULTS

(Pac-12 schools only – Field size in parenthesis)

### 1938-39 (8 teams)

ORE 56, Texas 41 .....West RSF.....Mar. 20.....San Francisco, Calif.  
 ORE 55, Oklahoma 37 .....West RF.....Mar. 21.....San Francisco, Calif.  
 ORE 46, Ohio State 33 .....NC.....Mar. 27.....Evanston, Ill.

### 1939-40 (8 teams)

USC 38, COLO 32 .....West RSF.....Mar. 20.....Kansas City, Mo.  
 Kansas 43, USC 42 .....West RF.....Mar. 21.....Kansas City, Mo.

USC 38, COLO 32 .....West RSF.....Mar. 20.....Kansas City, Mo.  
 Rice 60, COLO 56 .....West R3rd.....Mar. 21.....Kansas City, Mo.  
 (COLO not a Conference member at time of game)

### 1940-41 (8 teams)

WSU 48, Creighton 39 .....West RSF.....Mar. 20.....Kansas City, Mo.  
 WSU 64, Arkansas 53 .....West RF.....Mar. 22.....Kansas City, Mo.  
 Wisconsin 39, WSU 34 .....NC.....Mar. 29.....Kansas City, Mo.

### 1941-42 (8 teams)

STAN 53, Rice 47 .....West RSF.....Mar. 20.....Kansas City, Mo.  
 STAN 46, COLO 35 .....West RF.....Mar. 21.....Kansas City, Mo.  
 STAN 53, Dartmouth 38 .....NC.....Mar. 28.....Kansas City, Mo.

COLO 46, Kansas 44 .....West RSF.....Mar. 20.....Kansas City, Mo.  
 STAN 46, COLO 35 .....West RF.....Mar. 21.....Kansas City, Mo.  
 (COLO not a Conference member at time of game)

### 1942-43 (8 teams)

Texas 59, WASH 55 .....West RSF.....Mar. 26.....Kansas City, Mo.  
 Oklahoma 58, WASH 43 .....West R3rd.....Mar. 27.....Kansas City, Mo.

### 1943-44 (8 teams)

UTAH 45, Missouri 35 .....West RSF.....Mar. 24.....Kansas City, Mo.  
 UTAH 40, Iowa State .....WRF .....Mar. 25.....Kansas City, Mo.  
 UTAH 42, Dartmouth 40 (OT) .....NC.....Mar. 28.....New York, N.Y.  
 (UTAH not a Conference member at time of game)

### 1944-45 (8 teams)

Arkansas 79, ORE 76 .....West RSF.....Mar. 23.....Kansas City, Mo.  
 ORE 69, UTAH 66 .....West R3rd.....Mar. 24.....Kansas City, Mo.

ORE 69, UTAH 66 .....West R3rd.....Mar. 24.....Kansas City, Mo.  
 (UTAH not a Conference member at time of game)

### 1945-46 (8 teams)

CAL 50, COLO 44 .....West RSF.....Mar. 22.....Kansas City, Mo.  
 Oklahoma A&M 52, CAL 35 .....West RF.....Mar. 23.....Kansas City, Mo.  
 Ohio State 63, CAL 45 .....N3rd.....Mar. 26.....New York, N.Y.

CAL 50, COLO 44 .....West RSF.....Mar. 22.....Kansas City, Mo.  
 COLO 59, Baylor 44 .....West R3rd.....Mar. 23.....Kansas City, Mo.

### 1946-47 (8 teams)

Oklahoma 56, OSU 54 .....West RSF.....Mar. 21.....Kansas City, Mo.  
 OSU 63, Wyoming 46 .....West R3rd.....Mar. 22.....Kansas City, Mo.

### 1947-48 (8 teams)

Baylor 64, WASH 62 .....West RSF.....Mar. 19.....Kansas City, Mo.  
 WASH 57, Wyoming 47 .....West R3rd.....Mar. 20.....Kansas City, Mo.

### 1948-49 (8 teams)

OSU 56, Arkansas 38 .....West RSF.....Mar. 18.....Kansas City, Mo.  
 Oklahoma A&M 55, OSU 30 .....West RF.....Mar. 19.....Kansas City, Mo.  
 Illinois 83, OSU 53 .....N3rd.....Mar. 23.....New York, N.Y.

### 1949-50 (8 teams)

Bradley 73, UCLA 59 .....West RSF.....Mar. 24.....Kansas City, Mo.  
 Brigham Young 83, UCLA 62 .....West R3rd.....Mar. 25.....Kansas City, Mo.

### 1950-51 (16 teams)

WASH 62, Texas A&M 40 .....West 1st.....Mar. 22.....Kansas City, Mo.  
 Oklahoma A&M 61, WASH 57 .....West RSF.....Mar. 23.....Kansas City, Mo.  
 WASH 80, Brigham Young 67 .....West R3rd.....Mar. 24.....Kansas City, Mo.

Kansas State 61, ARIZ 59 .....West 1st.....Mar. 21.....Kansas City, Mo.  
 (ARIZ not a Conference member at time of game)

### 1951-52 (16 teams)

Santa Clara 68, UCLA 59 .....West 1st.....Mar. 22.....Corvallis, Ore.  
 Oklahoma City 55, UCLA 53 .....West R3rd.....Mar. 22.....Corvallis, Ore.

### 1952-53 (22 teams)

WASH 92, Seattle 70 .....West RSF.....Mar. 13.....Seattle, Wash.  
 WASH 74, Santa Clara 62 .....West RF.....Mar. 14.....Corvallis, Ore.  
 Kansas 79, WASH 53 .....NSF .....Mar. 17.....Kansas City, Mo.  
 WASH 88, Louisiana State 69 .....N3rd.....Mar. 18.....Kansas City, Mo.

**1953-54 (24 teams)**

USC 73, Idaho State 59..... West RSF..... Mar. 12..... Corvallis, Ore.  
 USC 66, Santa Clara 65 ..... West RF..... Mar. 13..... Corvallis, Ore.  
 Bradley 74, USC 72 ..... NSF..... Mar. 19..... Kansas City, Mo.  
 Penn State 70, USC 61 ..... N3rd..... Mar. 20..... Kansas City, Mo.

Bradley 76, COLO 64 ..... WRSF..... Mar. 12..... Stillwater, Okla.  
 Rice 78, COLO 55 ..... WR3rd..... Mar. 13..... Stillwater, Okla.

**1954-55 (24 teams)**

OSU 83, Seattle 71 ..... West RSF..... Mar. 11..... Corvallis, Ore.  
 San Francisco 57, OSU 56..... West RF..... Mar. 12..... Corvallis, Ore.

San Francisco 78, UTAH 59..... West RSF..... Mar. 11..... Corvallis, Ore.  
 UTAH 108, Seattle 85 ..... West R3rd..... Mar. 12..... Corvallis, Ore.  
 (UTAH not a Conference member at time of game)

**1955-56 (24 teams)**

San Francisco 72, UCLA 61 ..... West RSF..... Mar. 16..... Corvallis, Ore.  
 UCLA 94, Seattle 70..... West R3rd..... Mar. 17..... Corvallis, Ore.

COLO 69, Tulsas 59 ..... West RSF..... Mar. 10..... Manhattan, Kan.  
 COLO 93, Bradley 81 ..... West RF..... Mar. 15..... Manhattan, Kan.  
 San Francisco 62, COLO 50 ..... NSF..... Mar. 19..... Kansas City, Mo.  
 COLO 75, Iowa 54 ..... N3rd..... Mar. 21..... Kansas City, Mo.  
 (COLO not a Conference member at time of game)

UTAH 81, Seattle 72 ..... West RSF..... Mar. 16..... Corvallis, Ore.  
 San Francisco 92, UTAH 77 ..... West RF..... Mar. 17..... Corvallis, Ore.  
 (UTAH not a Conference member at time of game)

**1956-57 (23 teams)**

CAL 86, Brigham Young 59..... West RSF..... Mar. 15..... Corvallis, Ore.  
 San Francisco 50, CAL 46..... West RF..... Mar. 16..... Corvallis, Ore.

**1957-58 (24 teams)**

CAL 54, Idaho State 43 ..... West RSF..... Mar. 14. San Francisco, Calif.  
 Seattle 66, CAL 62 OT ..... West RF..... Mar. 15. San Francisco, Calif.  
 Idaho State 72, ASU 68..... West 1st..... Mar. 12..... Berkeley, Calif.  
 (ASU not a Conference member at time of game)

**1958-59 (22 teams)**

CAL 71, UTAH 53 ..... West RSF..... Mar. 13. San Francisco, Calif.  
 CAL 66, Saint Mary's (Calif.) 46..... West RF..... Mar. 14. San Francisco, Calif.  
 CAL 64, Cincinnati 58 ..... NSF..... Mar. 20..... Louisville, Ky.  
 CAL 71, West Virginia 70 ..... NC..... Mar. 21..... Louisville, Ky.

CAL 71, UTAH 53 ..... West RSF..... Mar. 13. San Francisco, Calif.  
 Idaho State 71, UTAH 65 ..... West R3rd..... Mar. 14.. San Francisco, Calif.  
 (UTAH not a Conference member at time of game)

**1959-60 (25 teams)**

CAL 71, Idaho State 44 ..... West 1st..... Mar.8... San Francisco, Calif.  
 CAL 69, Santa Clara 49..... West RSF..... Mar. 11..... Seattle, Wash.  
 CAL 70, ORE 49..... West RF..... Mar. 12..... Seattle, Wash.  
 CAL 77, Cincinnati 69 ..... NSF..... Mar. 18. San Francisco, Calif.  
 Ohio State 75, CAL 55..... NC..... Mar. 19. San Francisco, Calif.

UTAH 80, USC 73..... West 1st..... Mar. 7..... Corvallis, Ore.

ORE 68, New Mexico State 60..... West 1st..... Mar. 7..... Corvallis, Ore.  
 ORE 65, UTAH 64..... West RSF..... Mar. 11..... Corvallis, Ore.  
 CAL 70, ORE 49..... West RF..... Mar. 12..... Seattle, Wash.  
 (ORE not a Pac-12 member at time of game)

UTAH 80, USC 73..... West 1st..... Mar. 8..... Provo, Utah  
 Oregon 65, Utah 54 ..... West RSF..... Mar. 11..... Seattle, Wash.  
 UTAH 89, Santa Clara 81 ..... West R3rd..... Mar. 12..... Seattle, Wash.  
 (UTAH not a Conference member at time of game)

**1960-61 (24 teams)**

USC 81, ORE 79 ..... West 1st..... Mar. 15..... Portland, Ore.  
 ASU 86, USC 71 ..... West RSF..... Mar. 17..... Portland, Ore.  
 Loyola Marymount 69, USC 67 ..... West RF..... Mar. 24..... Kansas City, Mo.

ASU 72, Seattle 70..... West 1st..... Mar. 15..... Portland, Ore.  
 ASU 86, USC 71 ..... West RSF..... Mar. 17..... Portland, Ore.

UTAH 88, ASU 80..... West RF..... Mar. 18..... Portland, Ore.  
 (ASU not a Conference member at time of game)

USC 81, ORE 79 ..... West 1st..... Mar. 15..... Portland, Ore.  
 (ORE not a Pac-12 member at time of game)

UTAH 91, Loyola Marymount 75 ..... West RSF..... Mar. 17..... Portland, Ore.  
 UTAH 88, ASU 80..... West RF..... Mar. 18..... Portland, Ore.  
 Cincinnati 82, UTAH 67 ..... NSF..... Mar. 24..... Kansas City, Mo.  
 St. Joseph's 127, UTAH 120 (4OT)..... N3rd..... Mar. 25..... Kansas City, Mo..  
 (UTAH not a Conference member at time of game)

**1961-62 (25 teams)**

UCLA 73, Utah State 62..... West RSF..... Mar. 16..... Provo, Utah  
 UCLA 88, OSU 69..... West RF..... Mar. 17..... Provo, Utah  
 Cincinnati 72, UCLA 70..... NSF..... Mar. 23..... Louisville, Ky.  
 Wake Forest 82, UCLA 80 ..... N3rd..... Mar. 24..... Louisville, Ky.

OSU 69, Seattle 65 ..... West 1st..... Mar. 13..... Corvallis, Ore.  
 OSU 69, Pepperdine 67 ..... West RSF..... Mar. 16..... Provo, Utah  
 UCLA 88, OSU 69..... West SF..... Mar. 17..... Provo, Utah  
 (OSU not a Conference member at time of game)

Utah State 78, ASU 73..... West 1st..... Mar. 13..... Corvallis, Ore.  
 (ASU not a Conference member at time of game)

COLO 67, Texas Tech 60..... West RSF..... Mar. 16..... Manhattan, Kan.  
 Cincinnati 73, COLO 46..... West RF..... Mar. 17..... Manhattan, Kan.  
 (COLO not a Conference member at time of game)

**1962-63 (25 teams)**

ASU 93, UCLA 79..... West RSF..... Mar. 11..... Eugene, Ore.  
 ASU 79, Utah State 75 (OT)..... West 1st..... Mar. 11..... Eugene, Ore.  
 ASU 93, UCLA 79..... West RSF..... Mar. 15..... Provo, Utah  
 OSU 83, ASU 65..... West SF..... Mar. 16..... Provo, Utah  
 (ASU not a Conference member at time of game)

OSU 70, Seattle 66 ..... West 1st..... Mar. 11..... Eugene, Ore.  
 OSU 65, San Francisco 61 ..... West RSF..... Mar. 15..... Provo, Utah  
 OSU 83, ASU 65..... West RF..... Mar. 16..... Provo, Utah  
 Cincinnati 80, OSU 46 ..... NSF..... Mar. 22..... Louisville, Ky.  
 Duke 85, OSU 63..... N3rd..... Mar. 23..... Louisville, Ky.  
 (OSU not a Conference member at time of game)

COLO 78, Oklahoma City 72..... Midwest RSF ... Mar. 15..... Lawrence, Kan.  
 Cincinnati 67, COLO 60..... Midwest R3rd .. Mar. 16..... Lawrence, Kan.  
 (COLO not a Conference member at time of game)

**1963-64 (25 teams)**

UCLA 95, Seattle 90..... West RSF..... Mar. 13..... Corvallis, Ore.  
 UCLA 76, San Francisco 72 ..... West RF..... Mar. 14..... Corvallis, Ore.  
 UCLA 90, Kansas State 84 ..... NSF..... Mar. 20..... Kansas City, Mo.  
 UCLA 98, Duke 83..... NC..... Mar. 21..... Kansas City, Mo.

Seattle 61, OSU 57 ..... West 1st..... Mar. 10..... Eugene, Ore.  
 (OSU not a Pac-10 member at time of game)

Utah State 92, ASU 90..... West 1st..... Mar. 10..... Eugene, Ore.  
 (ASU not a Conference member at time of game)

**1964-65 (23 teams)**

UCLA 100, Brigham Young 76 ..... West RSF..... Mar. 12..... Provo, Utah  
 UCLA 101, San Francisco 93 ..... West RF..... Mar. 13..... Provo, Utah  
 UCLA 108, Wichita State 89 ..... NSF..... Mar. 19..... Portland, Ore.  
 UCLA 91, Michigan 80..... NC..... Mar. 20..... Portland, Ore.

**1965-66 (22 teams)**

OSU 63, Houston 60..... West RSF..... Mar. 11... Los Angeles, Calif.  
 UTAH 70, OSU 64 ..... West RF..... Mar. 12... Los Angeles, Calif.

UTAH 83, Pacific 74 ..... West RSF..... Mar. 11... Los Angeles, Calif.  
 UTAH 70, OSU 64 ..... West RF..... Mar. 12... Los Angeles, Calif.  
 Texas Western 85, UTAH 78..... NSF..... Mar. 18..... College Park, Md.  
 Duke 79, UTAH 77 ..... N3rd..... Mar. 19..... College Park, Md.  
 (UTAH not a Conference member at time of game)

## 1966-67 (23 teams)

UCLA 109, Wyoming 60.....West RSF.....Mar. 17.....Corvallis, Ore.  
 UCLA 80, Pacific 64.....West SF.....Mar. 18.....Corvallis, Ore.  
 UCLA 73, Houston 58.....NSF.....Mar. 24.....Louisville, Ky.  
 UCLA 79, Dayton 64.....NC.....Mar. 25.....Louisville, Ky.

## 1967-68 (23 teams)

UCLA 58, New Mexico State 49.....West RSF.....Mar. 15...Albuquerque, N.M.  
 UCLA 87, Santa Clara 66.....West RF.....Mar. 16...Albuquerque, N.M.  
 UCLA 101, Houston 69.....NSF.....Mar. 22... Los Angeles, Calif.  
 UCLA 78, North Carolina 55.....NC.....Mar. 23... Los Angeles, Calif.

## 1968-69 (25 teams)

UCLA 53, New Mexico State 38.....West RSF.....Mar. 13... Los Angeles, Calif.  
 UCLA 90, Santa Clara 52.....West SF.....Mar. 15... Los Angeles, Calif.  
 UCLA 85, Drake 82.....NSF.....Mar. 20.....Louisville, Ky.  
 UCLA 92, Purdue 72.....NC.....Mar. 22.....Louisville, Ky.

Colorado State 64, COLO 56.....Midwest RSF ..Mar. 13..... Lawrence, Kan.  
 COLO 97, Texas A&M 82.....Midwest R3rd ..Mar. 15..... Lawrence, Kan.  
 (COLO not a Conference member at time of game)

## 1969-70 (25 teams)

UCLA 88, Long Beach State 65.....West RSF.....Mar. 12..... Seattle, Wash.  
 UCLA 101, Utah State 79.....West RF.....Mar. 14..... Seattle, Wash.  
 UCLA 93, New Mexico State 77.....NSF.....Mar. 19.....College Park, Md.  
 UCLA 80, Jacksonville 69.....NC.....Mar. 21.....College Park, Md.

## 1970-71 (25 teams)

UCLA 91, Brigham Young 73.....West RSF.....Mar. 18. Salt Lake City, Utah  
 UCLA 57, Long Beach State 55.....West RF.....Mar. 20.. Salt Lake City, Utah  
 UCLA 68, Kansas 60.....NSF.....Mar. 25.....Houston, Texas  
 UCLA 68, Villanova 62.....NC.....Mar. 27.....Houston, Texas

## 1971-72 (25 teams)

UCLA 90, Weber State 58.....West RSF.....Mar. 18.....Provo, Utah  
 UCLA 73, Long Beach State 57.....West RF.....Mar. 20.....Provo, Utah  
 UCLA 96, Louisville 77.....NSF.....Mar. 25... Los Angeles, Calif.  
 UCLA 81, Florida State 76.....NC.....Mar. 25... Los Angeles, Calif.

## 1972-73 (25 teams)

UCLA 98, ASU 81.....West RSF.....Mar. 15... Los Angeles, Calif.  
 UCLA 54, San Francisco 39.....West RF.....Mar. 17... Los Angeles, Calif.  
 UCLA 70, Indiana 69.....NSF.....Mar. 24.....St. Louis, Mo.  
 UCLA 87, Memphis State 66.....NC.....Mar. 25.....St. Louis, Mo.

ASU 103, Oklahoma City 78.....West 1st.....Mar. 10..... Logan, Utah  
 UCLA 98, ASU 81.....West RSF.....Mar. 15... Los Angeles, Calif.  
 (ASU not a Conference member at time of game)

## 1973-74 (25 teams)

UCLA 111, Dayton 100 (30T).....West RSF.....Mar. 14..... Tucson, Ariz.  
 UCLA 83, San Francisco 60.....West RF.....Mar. 15..... Tucson, Ariz.  
 N. Car. St. 80, UCLA 77 (20T).....NSF.....Mar. 24.....Greensboro, N.C.  
 UCLA 78, Kansas 61.....NC3rd.....Mar. 25.....Greensboro, N.C.

## 1974-75 (32 teams)

UCLA 103, Michigan 91 (OT).....West 1st.....Mar. 15.....Portland, Ore.  
 UCLA 67, Montana 64.....West RSF.....Mar. 20.....Portland, Ore.  
 UCLA 89, ASU 75.....West RF.....Mar. 22.....Portland, Ore.  
 UCLA 75, Louisville 74 (OT).....NSF.....Mar. 29.....San Diego, Calif.  
 UCLA 92, Kentucky 85.....NC.....Mar. 31.....San Diego, Calif.

OSU 78, Middle Tenn. St. 67.....West 1st.....Mar. 15.....Lexington, Ky.  
 Indiana 81, OSU 71.....Mideast RSF ..Mar. 20.....Dayton, Ohio  
 Central Michigan 88, OSU 87.....Mideast R3rd ..Mar. 22.....Tulsa, Okla.

ASU 97, Alabama 94.....West 1st.....Mar. 15.....Tempe, Ariz.  
 ASU 84, Nevada-Las Vegas 81.....West RSF.....Mar. 20.....Tempe, Ariz.  
 UCLA 89, ASU 75.....West RF.....Mar. 22.....Portland, Ore.  
 (ASU not a Conference member at time of game)

## 1975-76 (32 teams)

UCLA 74, San Diego State 64.....West 1st.....Mar. 13.....Eugene, Ore.  
 UCLA 70, Pepperdine 61.....West RSF.....Mar. 20.....Eugene, Ore.  
 UCLA 82, ARIZ 66.....West RF.....Mar. 20... Los Angeles, Calif.  
 Indiana 65, UCLA 51.....NSF.....Mar. 27.....Philadelphia, Pa.  
 UCLA 106, Rutgers 92.....NC3rd.....Mar. 29.....Philadelphia, Pa.  
 Missouri 69, WASH 67.....Midwest 1st.....Mar. 13.....Lawrence, Kan.

ARIZ 83, Georgetown 76.....West 1st.....Mar. 13.....Tempe, Ariz.  
 ARIZ 117, Nev.-L.V. 109 (OT).....West RSF.....Mar. 18.....Tempe, Ariz.  
 UCLA 82, ARIZ 66.....West RF.....Mar. 20... Los Angeles, Calif.  
 (ARIZ not a Conference member at time of game)

## 1976-77 (16 teams)

UCLA 87, Louisville 79.....West 1st.....Mar. 12.....Pocatello, Idaho  
 Idaho State 76, UCLA 75.....West RSF.....Mar. 17.....Pocatello, Idaho

Southern Illinois 81, ARIZ 77.....Midwest 1st ..Mar. 12.....Omaha, Neb.  
 (ARIZ not a Conference member at time of game)

UTAH 72, St. John's 68.....West 1st.....Mar. 12.....Tucson, Ariz.  
 UNLV 88, UTAH 83.....West RSF.....Mar. 17.....Provo, Utah  
 (UTAH not a Conference member at time of game)

## 1977-78 (32 teams)

UCLA 83, Kansas 76.....West 1st.....Mar. 11.....Eugene, Ore.  
 Arkansas 74, UCLA 70.....West RSF.....Mar. 16.....Eugene, Ore.

UTAH 86, Missouri 79 (20T).....Midwest 1st.....Mar. 12.....Wichita, Kan.  
 Notre Dame 69, UTAH 56.....Midwest RSF ..Mar. 17.....Lawrence, Kan.  
 (UTAH not a Conference member at time of game)

## 1978-79 (40 teams)

UCLA 76, Pepperdine 71.....West 2nd.....Mar. 11... Los Angeles, Calif.  
 UCLA 99, San Francisco 81.....West RSF.....Mar. 15... Los Angeles, Calif.  
 DePaul 95, UCLA 91.....West RF.....Mar. 17.....Provo, Utah

USC 86, Utah State 67.....West 1st.....Mar. 9..... Los Angeles, Calif.  
 DePaul 89, USC 78.....West 2nd.....Mar. 11... Los Angeles, Calif.

Pepperdine 92, UTAH 88 (OT).....West 1st.....Mar. 9..... Los Angeles, Calif.  
 (UTAH not a Conference member at time of game)

## 1979-80 (48 teams)

UCLA 87, Old Dominion 74.....West 1st.....Mar. 7.....Tempe, Ariz.  
 UCLA 77, DePaul 71.....West 2nd.....Mar. 9.....Tempe, Ariz.  
 UCLA 72, Ohio State 68.....West RSF.....Mar. 13.....Tucson, Ariz.  
 UCLA 85, Clemson 74.....West RF.....Mar. 15.....Tucson, Ariz.  
 UCLA 67, Purdue 62.....NSF.....Mar. 22.....Indianapolis, Ind.  
 Louisville 59, UCLA 52.....NC.....Mar. 24.....Indianapolis, Ind.

ASU 99, Loyola Marymount 71.....West 1st.....Mar. 7.....Tempe, Ariz.  
 Ohio State 89, ASU 75.....West 2nd.....Mar. 9.....Tempe, Ariz.

Lamar 81, OSU 77.....West 2nd.....Mar. 8.....Ogden, Utah  
 Pennsylvania 62, WSU 55.....Mideast 1st.....Mar. 6... West Lafayette, Ind.

## 1980-81 (48 teams)

Kansas State 50, OSU 48.....West 2nd.....Mar. 14... Los Angeles, Calif.

Kansas 88, ASU 71.....Midwest 2nd...Mar. 15.....Wichita, Kan.

Brigham Young 78, UCLA 55.....East 2nd.....Mar. 14.....Providence, R.I.

UTAH 94, Northeastern 69.....West 2nd.....Mar. 15.....El Paso, Texas  
 North Carolina 61, UTAH 56.....West RSF.....Mar. 19 Salt Lake City, Utah.\n  
 (UTAH not a Conference member at time of game)

## 1981-82 (48 teams)

OSU 70, Pepperdine 51.....West 2nd.....Mar. 14.....Pullman, Wash.  
 OSU 60, Idaho 42.....West RSF.....Mar. 18.....Pullman, Wash.  
 Georgetown 69, OSU 45.....West RF.....Mar. 20.....Provo, Utah

Wyoming 61, USC 58.....West 1st.....Mar. 11.....Logan, Utah

**1982-83 (48 teams)**

WSU 62, Weber State 52.....West 1st.....Mar. 17.....Boise, Idaho  
 Virginia 54, WSU 49.....West 2nd.....Mar. 19.....Boise, Idaho  
 UTAH 67, UCLA 61.....West 2nd.....Mar. 19.....Boise, Idaho  
 UTAH 52, Illinois 49.....West 1st.....Mar. 17.....Boise, Idaho  
 UTAH 67, UCLA 61.....West 2nd.....Mar. 19.....Boise, Idaho  
 North Carolina 75, UTAH 56.....West RSF.....Mar. 24.....Ogden, Utah  
 (UTAH not a Conference member at time of game)

**1983-84 (48 teams)**

WASH 64, Nevada-Reno 54.....West 1st.....Mar. 16.....Pullman, Wash  
 WASH 80, Duke 78.....West 2nd.....Mar. 23.....Pullman, Wash.  
 Dayton 64, WASH 58.....West RSF.....Mar. 23.....Los Angeles, Calif.  
 West Virginia 64, OSU 62.....Mideast 1st.....Mar. 15.....Birmingham, Ala.

**1984-85 (64 teams)**

Illinois State 58, USC 55.....Midwest 1st.....Mar. 14.....Tulsa, Okla.  
 Kentucky 66, WASH 58.....West 1st.....Mar. 14.....Salt Lake City, Utah  
 Notre Dame 79, OSU 70.....Southeast 1st.....Mar. 14.....Notre Dame, Ind.  
 Alabama 50, ARIZ 41.....West 1st.....Mar. 15.....Albuquerque, N.M.

**1985-86 (64 teams)**

Auburn 73, ARIZ 63.....West 1st.....Mar. 14.....Long Beach, Calif.  
 Michigan State 72, WASH 70.....Midwest 1st.....Mar. 14.....Dayton, Ohio  
 North Carolina 84, UTAH 72.....West 1st.....Mar. 13.....Ogden, Utah

**1986-87 (64 teams)**

UCLA 92, Central Michigan 73.....West 1st.....Mar. 12.....Salt Lake City, Utah  
 Wyoming 78, UCLA 68.....West 2nd.....Mar. 14.....Salt Lake City, Utah  
 Texas-El Paso 98, ARIZ 91 (OT).....West 1st.....Mar. 14.....Tucson, Ariz.

**1987-88 (64 teams)**

ARIZ 90, Cornell 50.....West 1st.....Mar. 18.....Los Angeles, Calif.  
 ARIZ 84, Seton Hall 55.....West 2nd.....Mar. 20.....Los Angeles, Calif.  
 ARIZ 99, Iowa 79.....West RSF.....Mar. 25.....Seattle, Wash.  
 ARIZ 70, North Carolina 52.....West RF.....Mar. 27.....Seattle Wash.  
 Oklahoma 86, ARIZ 78.....NSF.....Apr. 2.....Kansas City, Mo.  
 Louisville 70, OSU 61.....Southeast 1st.....Mar. 17.....Atlanta, Ga.

**1988-89 (64 teams)**

ARIZ 94, Robert Morris 60.....West 1st.....Mar. 16.....Boise, Idaho  
 ARIZ 94, Clemson 68.....West 2nd.....Mar. 18.....Boise, Idaho  
 Nevada-Las Vegas 68, ARIZ 67.....West RSF.....Mar. 23.....Denver, Colo.  
 Siena 80, STAN 78.....East 1st.....Mar. 16.....Greensboro, N.C.  
 UCLA 84, Iowa State 74.....Southeast 1st.....Mar. 17.....Atlanta, Ga.  
 North Carolina 88, UCLA 81.....Southeast 2nd.....Mar. 19.....Atlanta, Ga.  
 Evansville 94, OSU 90 OT.....West 1st.....Mar. 15.....Salt Lake City, Utah

**1989-90 (64 teams)**

ARIZ 79, South Florida 67.....West 1st.....Mar. 16.....Long Beach, Calif.  
 Alabama 77, ARIZ 55.....West 2nd.....Mar. 18.....Long Beach, Calif.  
 CAL 65, Indiana 63.....East 1st.....Mar. 15.....Hartford, Conn.  
 Connecticut 74, CAL 54.....East 2nd.....Mar. 17.....Hartford, Conn.  
 Ball State 54, OSU 53.....West 1st.....Mar. 15.....Salt Lake City, Utah  
 UCLA 68, Ala.-Birmingham 56.....East 1st.....Mar. 16.....Atlanta, Ga.  
 UCLA 71, Kansas 70.....East 2nd.....Mar. 18.....Atlanta, Ga.  
 Duke 90, UCLA 81.....East RSF.....Mar. 22.....Atlanta, Ga.

**1990-91 (64 teams)**

ARIZ 93, St. Francis (Pa.) 80.....West 1st.....Mar. 14.....Salt Lake City, Utah  
 ARIZ 76, Brigham Young 61.....West 2nd.....Mar. 16.....Salt Lake City, Utah  
 Seton Hall 81, ARIZ 77.....West RSF.....Mar. 21.....Seattle, Wash.  
 ASU 79, Rutgers 76.....Southeast 1st.....Mar. 15.....Atlanta, Ga.  
 Arkansas 97, ASU 90.....Southeast 2nd.....Mar. 17.....Atlanta, Ga.  
 Penn State 74, UCLA 69.....East 1st.....Mar. 15.....Syracuse, N.Y.  
 Florida State 75, USC 72.....Southeast 1st.....Mar. 14.....Louisville, Ky.

UTAH 82, South Alabama 72.....West 1st.....Mar. 15.....Tucson, Ariz.  
 UTAH 85, Michigan State 84 (2OT).....West 2nd.....Mar. 17.....Tucson, Ariz.  
 UNLV 83, UTAH 66.....West RSF.....Mar. 21.....Seattle, Wash.  
 (UTAH not a Conference member at time of game)

**1991-92 (64 teams)**

East Tennessee State 87, ARIZ 80.....Southeast 1st.....Mar. 20.....Atlanta, Ga.  
 Alabama 80, STAN 75.....Southeast 1st.....Mar. 19.....Cincinnati, Ohio  
 UCLA 73, Robert Morris 53.....West 1st.....Mar. 20.....Tempe, Ariz.  
 UCLA 85, Louisville 69.....West 2nd.....Mar. 22.....Tempe, Ariz.  
 UCLA 85, New Mexico State 78.....West RSF.....Mar. 26.....Tempe, Ariz.  
 Indiana 106, UCLA 79.....West RF.....Mar. 28.....Albuquerque, N.M.

USC 84, Northeast Louisiana 54.....Midwest 1st.....Mar. 19.....Milwaukee, Wisc.  
 Georgia Tech 79, USC 78.....Midwest 2nd.....Mar. 21.....Milwaukee, Wisc.

**1992-93 (64 teams)**

Santa Clara 64, ARIZ 61.....West 1st.....Mar. 18.....Salt Lake City, Utah  
 CAL 66, Louisiana State 61.....Midwest 1st.....Mar. 18.....Chicago, Ill.  
 CAL 82, Duke 77.....Midwest 2nd.....Mar. 20.....Chicago, Ill.  
 Kansas 93, CAL 76.....Midwest RSF.....Mar. 26.....St. Louis, Mo.  
 UCLA 81, Iowa State 70.....West 1st.....Mar. 19.....Tucson, Ariz.  
 Michigan 86, UCLA 84 (OT).....West 2nd.....Mar. 21.....Tucson, Ariz.

UTAH 86, Pittsburgh 65.....Southeast 1st.....Mar. 19.....Nashville, Tenn.  
 Kentucky 83, UTAH 62.....Southeast 2nd.....Mar. 21.....Nashville, Tenn.  
 (UTAH not a Conference member at time of game)

**1993-94 (64 teams)**

ARIZ 81, Loyola (Md.) 55.....West 1st.....Mar. 18.....Sacramento, Calif.  
 ARIZ 71, Virginia 58.....West 2nd.....Mar. 20.....Sacramento, Calif.  
 ARIZ 82, Louisville 70.....West RSF.....Mar. 24.....Los Angeles, Calif.  
 ARIZ 92, Missouri 72.....West RF.....Mar. 26.....Los Angeles, Calif.  
 Arkansas 91, ARIZ 82.....NSF.....Apr. 2.....Charlotte, N.C.  
 Wisconsin-Green Bay 61, CAL 57.....West 1st.....Mar. 17.....Ogden, Utah  
 Tulsa 112, UCLA 102.....Midwest 1st.....Mar. 18.....Oklahoma City, Okla.  
 Boston College 67, WSU 64.....East 1st.....Mar. 18.....Landover, Md.

**1994-95 (64 teams)**

Miami (Ohio) 71, ARIZ 62.....Midwest 1st.....Mar. 16.....Dayton, Ohio  
 ASU 81, Ball State 66.....Southeast 1st.....Mar. 16.....Memphis, Tenn.  
 ASU 64, Manhattan 54.....Southeast 1st.....Mar. 18.....Memphis, Tenn.  
 Kentucky 97, ASU 73.....RSF.....Mar. 23.....Birmingham, Ala.  
 Texas 90, ORE 73.....West 1st.....Mar. 16.....Salt Lake City, Utah  
 STAN 70, UNC-Charlotte 68.....East 1st.....Mar. 17.....Albany, N.Y.  
 Massachusetts 75, STAN 53.....East 2nd.....Mar. 19.....Albany, N.Y.  
 UCLA 92, Florida International 56.....West 1st.....Mar. 17.....Boise, Idaho  
 UCLA 75, Missouri 74.....West 2nd.....Mar. 19.....Boise, Idaho  
 UCLA 86, Mississippi State 67.....RSF.....Mar. 23.....Oakland, Calif.  
 UCLA 102, Connecticut 96.....RF.....Mar. 25.....Oakland, Calif.  
 UCLA 74, Oklahoma State 61.....NSF.....Apr. 1.....Seattle, Wash.  
 UCLA 89, Arkansas 78.....NC.....Apr. 3.....Seattle, Wash.

UTAH 76, Long Beach State 64.....West 1st.....Mar. 17.....Boise, Idaho  
 Mississippi State 78, UTAH 64.....West 2nd.....Mar. 19.....Boise, Idaho  
 (UTAH not a Conference member at time of game)

## 1995-96 (64 teams)

ARIZ 90, Valparaiso 51 ..... West 1st..... Mar. 15..... Tempe, Ariz.  
 ARIZ 87, Iowa 73 ..... West 2nd ..... Mar. 17..... Tempe, Ariz.  
 Kansas 83, ARIZ 80 ..... RSF ..... Mar. 22..... Denver, Colo.

Iowa State 74, CAL 64 ..... Southeast 1st... Mar. 14..... Dallas, Texas

STAN 66, Bradley 58 ..... East 1st ..... Mar. 14..... Providence, R.I.  
 Massachusetts 79, STAN 74 ..... East 2nd ..... Mar. 16..... Providence, R.I.

Princeton 43, UCLA 41 ..... Southeast 1st... Mar. 14..... Indianapolis, Ind.

UTAH 72, Canisius 43 ..... Midwest 1st ..... Mar. 14..... Dallas, Texas  
 UTAH 73, Iowa State 67 ..... Midwest 2nd.... Mar. 16..... Dallas, Texas  
 Kentucky 101, UTAH 70 ..... Midwest RSF ... Mar. 21... Minneapolis, Minn.  
 (UTAH not a Conference member at time of game)

## 1996-97 (64 teams)

ARIZ 65, South Alabama 57 ..... Southeast 1st... Mar. 13..... Memphis, Tenn.  
 ARIZ 73, College of Charleston 69 ..... Southeast 2nd .. Mar. 15..... Memphis, Tenn.  
 ARIZ 85, Kansas 82 ..... RSF ..... Mar. 21..... Birmingham, Ala.  
 ARIZ 96, Providence 92 (OT) ..... RF ..... Mar. 23..... Birmingham, Ala.  
 ARIZ 66, North Carolina 58 ..... NSF ..... Mar. 29..... Indianapolis, Ind.  
 ARIZ 84, Kentucky 79 (OT) ..... NC..... Mar. 31..... Indianapolis, Ind.

CAL 55, Princeton 52 ..... East 1st ..... Mar. 13 Winston-Salem, N.C.  
 CAL 75, Villanova 68 ..... East 2nd ..... Mar. 15 Winston-Salem, N.C.  
 North Carolina 63, CAL 57 ..... RSF ..... Mar. 21..... Syracuse, N.Y.

STAN 80, Oklahoma 67 ..... West 1st..... Mar. 14..... Tucson, Ariz.  
 STAN 72, Wake Forest 66 ..... West 2nd ..... Mar. 16..... Tucson, Ariz.  
 Utah 82, STAN 77 (OT) ..... RSF ..... Mar. 20..... San Jose, Calif.

UCLA 109, Charleston Southern 75.... Midwest 1st ..... Mar. 13.. Auburn Hills, Mich.  
 UCLA 96, Xavier 83 ..... Midwest 2nd.... Mar. 15.. Auburn Hills, Mich.  
 UCLA 74, Iowa State 73 (OT) ..... RSF ..... Mar. 20... San Antonio, Texas  
 Minnesota 80, UCLA 72 ..... RF ..... Mar. 22... San Antonio, Texas

Illinois 90, USC 77 ..... Southeast 1st... Mar. 14..... Charlotte, N.C.

COLO 80, Indiana 62 ..... East 1st ..... Mar. 14 Winston-Salem, N.C.  
 North Carolina 73, COLO 56 ..... East 2nd ..... Mar. 16 Winston-Salem, N.C.  
 (COLO not a Conference member at time of game)

UTAH 75, Navy 61 ..... West 1st..... Mar. 14..... Tucson, Ariz.  
 UTAH 77, UNC Charlotte 58 ..... West 2nd ..... Mar. 26..... Tucson, Ariz.  
 UTAH 82, STAN 77 (OT) ..... West RSF ..... Mar. 20..... San Jose, Calif.  
 Kentucky 72, UTAH 59 ..... West RF..... Mar. 22..... San Jose, Calif.  
 (UTAH not a Conference member at time of game)

## 1997-98 (64 teams)

ARIZ 99, Nicholls State 60 ..... West 1st..... Mar. 12... Sacramento, Calif.  
 ARIZ 82, Illinois State 49 ..... West 2nd ..... Mar. 14... Sacramento, Calif.  
 ARIZ 87, Maryland 79 ..... RSF ..... Mar. 19..... Anaheim, Calif.  
 Utah 76, ARIZ 51 ..... RF ..... Mar. 21..... Anaheim, Calif.

STAN 67, College of Charleston 57 ..... Midwest 1st ..... Mar. 13..... Chicago, Ill.  
 STAN 83, Western Michigan 65 ..... Midwest 2nd.... Mar. 15..... Chicago, Ill.  
 STAN 67, Purdue 59 ..... RSF ..... Mar. 20..... St. Louis, Mo.  
 STAN 79, Rhode Island 77 ..... RF ..... Mar. 22..... St. Louis, Mo.  
 Kentucky 86, STAN 85 (OT) ..... NSF ..... Mar. 28... San Antonio, Texas

UCLA 65, Miami, Fla. 62 ..... South 1st ..... Mar. 13..... Atlanta, Ga.  
 UCLA 85, Michigan 82 ..... South 2nd..... Mar. 15..... Atlanta, Ga.  
 Kentucky 94, UCLA 68 ..... RSF ..... Mar. 20... St. Petersburg, Fla.

WASH 69, Xavier 68 ..... East 1st ..... Mar. 12..... Washington, D.C.  
 WASH 81, Richmond 66 ..... East 2nd ..... Mar. 14..... Washington, D.C.  
 Connecticut 75, WASH 74 ..... RSF ..... Mar. 19..... Greensboro, N.C.

UTAH 85, San Francisco 68 ..... West 1st..... Mar. 12..... Boise, Idaho  
 UTAH 75, Arkansas 69 ..... West 2nd ..... Mar. 14..... Boise, Idaho  
 UTAH 65, West Virginia 62 ..... West RSF ..... Mar. 19..... Anaheim Calif.  
 UTAH 76, ARIZ 51 ..... West RF ..... Mar. 21..... Anaheim, Calif.  
 UTAH 65, North Carolina 59 ..... NSF ..... Mar. 28... San Antonio, Texas  
 Kentucky 78, UTAH 69 ..... NC..... Mar. 30... San Antonio, Texas  
 (UTAH not a Conference member at time of game)

## 1998-99 (64 teams)

Oklahoma 61, ARIZ 60 ..... Midwest 1st ..... Mar. 12..... Milwaukee, Wis.

STAN 69, Alcorn State 57 ..... West 1st..... Mar. 11..... Seattle, Wash.  
 Gonzaga 82, STAN 74 ..... West 2nd ..... Mar. 13..... Seattle, Wash.

Detroit 56, UCLA 53 ..... South 1st ..... Mar. 11..... Indianapolis, Ind.

Miami (Ohio) 59, WASH 58 ..... Midwest 1st ..... Mar. 12..... New Orleans, La.

UTAH 80, Arkansas State 58 ..... Midwest 1st ..... Mar. 12..... New Orleans, La.  
 Miami (Ohio) 66, UTAH 58 ..... Midwest 2nd.... Mar. 14..... New Orleans, La.  
 (UTAH not a Conference member at time of game)

## 1999-00 (64 teams)

ARIZ 71, Jackson State 47 ..... West 1st..... Mar. 16.. Salt Lake City, Utah  
 Wisconsin 66, ARIZ 59 ..... West 2nd ..... Mar. 18.. Salt Lake City, Utah

Seton Hall 72, ORE 71 ..... East 1st ..... Mar. 17..... Buffalo, New York

STAN 84, S. Carolina St. .... South 1st ..... Mar. 17..... Birmingham, Ala.  
 North Carolina 60, STAN 53 ..... South 2nd..... Mar. 19..... Birmingham, Ala.

UCLA 65, Ball State 57 ..... Midwest 1st ..... Mar. 16... Minneapolis, Minn.  
 UCLA 105, Maryland 70 ..... Midwest 2nd.... Mar. 18... Minneapolis, Minn.  
 Iowa State 80, UCLA 56 ..... Midwest RSF ... Mar. 23.. Auburn Hills, Mich.

UTAH 48, Saint Louis 45 ..... Midwest 1st ..... Mar. 16..... Cleveland, Ohio  
 Michigan State 73, UTAH 61 ..... Midwest 2nd.... Mar. 17..... Cleveland, Ohio  
 (UTAH not a Conference member at time of game)

## 2000-01 (64 teams)

ARIZ 101, Eastern Illinois 76 ..... Midwest 1st ..... Mar. 16..... Kansas City, Mo.  
 ARIZ 73, Butler 52 ..... Midwest 2nd.... Mar. 18..... Kansas City, Mo.  
 ARIZ 66, Mississippi 56 ..... Midwest RSF ... Mar. 23... San Antonio, Texas  
 ARIZ 87, Illinois 81 ..... Midwest RF ..... Mar. 25... San Antonio, Texas  
 ARIZ 80, Michigan State 61 ..... NSF ..... Mar. 31... Minneapolis, Minn.  
 Duke 82, ARIZ 72 ..... NC..... Apr. 2 ..... Minneapolis, Minn.

Fresno State 82, CAL 70 ..... South 1st ..... Mar. 16..... Memphis, Tenn.

STAN 89, UNC Greensboro 60 ..... West 1st..... Mar. 15..... San Diego, Calif.  
 STAN 90, St. Joseph's 83 ..... West 2nd ..... Mar. 17..... San Diego, Calif.  
 STAN 78, Cincinnati 65 ..... West RSF ..... Mar. 22..... Anaheim, Calif.  
 Maryland 87, STAN 73 ..... West RF ..... Mar. 24..... Anaheim, Calif.

UCLA 61, Hofstra 48 ..... East 1st ..... Mar. 15..... Greensboro, N.C.  
 UCLA 75, Utah State 50 ..... East 2nd ..... Mar. 17..... Greensboro, N.C.  
 Duke 76, UCLA 63 ..... East RSF ..... Mar. 22..... Philadelphia, Pa.

USC 69, Oklahoma State 54 ..... East 1st ..... Mar. 15..... Uniondale, N.Y.  
 USC 74, Boston College 71 ..... East 2nd ..... Mar. 17..... Uniondale, N.Y.  
 USC 80, Kentucky 76 ..... East RSF ..... Mar. 22..... Philadelphia, Pa.  
 Duke 79, USC 69 ..... East RF ..... Mar. 24..... Philadelphia, Pa.

## 2001-02 (64 teams)

ARIZ 86, UC Santa Barbara 81 ..... 1st ..... Mar. 14... Albuquerque, N.M.  
 ARIZ 68, Wyoming 60 ..... 2nd ..... Mar. 16... Albuquerque, N.M.  
 Oklahoma 88, ARIZ 67 ..... West RSF ..... Mar. 21..... San Jose, Calif.

CAL 82, Pennsylvania 75 ..... 1st ..... Mar. 15..... Pittsburgh, Pa.  
 Pittsburgh 63, CAL 50 ..... 2nd ..... Mar. 17..... Pittsburgh, Pa.

ORE 81, Montana 62 ..... 1st ..... Mar. 14... Sacramento, Calif.  
 ORE 92, Wake Forest 87 ..... 2nd ..... Mar. 16... Sacramento, Calif.  
 ORE 72, Texas 70 ..... Midwest RSF ... Mar. 22..... Madison, Wisc.  
 Kansas 104, ORE 86 ..... Midwest RF ..... Mar. 23..... Madison, Wisc.

STAN 84, Western Kentucky 69 ..... 1st ..... Mar. 14... Sacramento, Calif.  
 Kansas 86, STAN 63 ..... 2nd ..... Mar. 16... Sacramento, Calif.

UCLA 80, Mississippi 58 ..... 1st ..... Mar. 15... Pittsburgh, Penn.  
 UCLA 105, Cincinnati 101 (20T) ..... 2nd ..... Mar. 17... Pittsburgh, Penn.  
 Missouri 82, UCLA 73 ..... West RSF ..... Mar. 21..... San Jose, Calif.

UNC-Wilmington 93, USC 89 (OT) ..... 1st ..... Mar. 14... Sacramento, Calif.  
 Indiana 75, UTAH 56 ..... South 1st ..... Mar. 14... Sacramento, Calif.  
 (UTAH not a Conference member at time of game)



**2002-03 (64 teams)**

ARIZ 80, Vermont 51 ..... 1st ..... Mar. 20.. Salt Lake City, Utah  
 ARIZ 96, Gonzaga 95 (2OT) ..... 2nd ..... Mar. 22.. Salt Lake City, Utah  
 ARIZ 88, Notre Dame 71 ..... West RSF ..... Mar. 27 ..... Anaheim, Calif.  
 Kansas 78, Arizona 75 ..... West RF ..... Mar. 29 ..... Anaheim, Calif.

ASU 84, Memphis 71 ..... 1st ..... Mar. 20 Oklahoma City, Okla.  
 Kansas 108, ASU 76 ..... 2nd ..... Mar. 22 Oklahoma City, Okla.

CAL 76, North Carolina State 74 (OT) .. 1st ..... Mar. 20 Oklahoma City, Okla.  
 Oklahoma 74, CAL 65 ..... 2nd ..... Mar. 22 Oklahoma City, Okla.

UTAH 60, ORE 58 ..... Midwest 1st ..... Mar. 21 ..... Nashville, Tenn.

STAN 77, San Diego 69 ..... 1st ..... Mar. 20 ..... Spokane, Wash.  
 Connecticut 85, STAN 74 ..... 2nd ..... Mar. 22 ..... Spokane, Wash.

Michigan State 79, COLO 64 ..... 1st ..... Mar. Mar. 21 ..... Tampa, Fla.

UTAH 60, ORE 58 ..... Midwest 1st ..... Mar. 21 ..... Nashville, Tenn.  
 Kentucky 74, UTAH 54 ..... Midwest 2nd ..... Mar. 23 ..... Nashville, Tenn.  
 (UTAH not a Conference member at time of game)

**2003-04 (65 teams)**

Seton Hall 80, ARIZ 76 ..... 1st ..... Mar. 18 ..... Raleigh, N.C.

STAN 71, UT-San Antonio 45 ..... 1st ..... Mar. 18 ..... Seattle, Wash.  
 Alabama 70, STAN 67 ..... 2nd ..... Mar. 20 ..... Seattle, Wash.

UAB 102, WASH 100 ..... 1st ..... Mar. 19 ..... Columbus, Ohio

Boston College 58, UTAH 51 ..... 1st ..... Mar. 19 ..... St. Louis, Mo.  
 (UTAH not a Conference member at time of game)

**2004-05 (65 teams)**

ARIZ 66, Utah State 53 ..... 1st ..... Mar. 17 ..... Boise, Idaho  
 ARIZ 85, UAB 63 ..... 2nd ..... Mar. 19 ..... Boise, Idaho  
 ARIZ 79, Oklahoma State 78 ..... RSF ..... Mar. 24 ..... Chicago, Ill.  
 Illinois 90, ARIZ 89 (OT) ..... RF ..... Mar. 26 ..... Chicago, Ill.

Mississippi State 93, STAN 70 ..... 1st ..... Mar. 18 ..... Charlotte, N.C.

Texas Tech 78, UCLA 66 ..... 1st ..... Mar. 17 ..... Tucson, Ariz.

WASH 88, Montana 77 ..... 1st ..... Mar. 17 ..... Boise, Idaho  
 WASH 97, Pacific 79 ..... 2nd ..... Mar. 19 ..... Boise, Idaho  
 Louisville 93, WASH 79 ..... RSF ..... Mar. 24 ..... Albuquerque, N.M.

UTAH 60, UTEP 54 ..... 1st ..... Mar. 17 ..... Tucson, Ariz.  
 UTAH 67, Oklahoma 58 ..... 2nd ..... Mar. 19 ..... Tucson, Ariz.  
 Kentucky 62, UTAH 52 ..... RSF ..... Mar. 24 ..... Austin, Texas  
 (UTAH not a Conference member at time of game)

**2005-06 (65 teams)**

ARIZ 94, Wisconsin 75 ..... 1st ..... Mar. 17 ..... Philadelphia, Pa.  
 Villanova 82, ARIZ 78 ..... 2nd ..... Mar. 19 ..... Philadelphia, Pa.

North Carolina State 58, CAL 52 ..... 1st ..... Mar. 17 ..... Dallas, Texas

UCLA 78, Belmont 44 ..... 1st ..... Mar. 16 ..... San Diego, Calif.  
 UCLA 62, Alabama 59 ..... 2nd ..... Mar. 18 ..... San Diego, Calif.  
 UCLA 73, Gonzaga 71 ..... RSF ..... Mar. 23 ..... Oakland, Calif.  
 UCLA 50, Memphis 45 ..... RF ..... Mar. 25 ..... Oakland, Calif.  
 UCLA 59, Louisiana State 45 ..... NSF ..... Apr. 1 ..... Indianapolis, Ind.  
 Florida 73, UCLA 57 ..... NC ..... Apr. 3 ..... Indianapolis, Ind.

WASH 75, Utah State 61 ..... 1st ..... Mar. 16 ..... San Diego, Calif.  
 WASH 67, Illinois 64 ..... 2nd ..... Mar. 18 ..... San Diego, Calif.  
 Connecticut 98, WASH 92 (OT) ..... RSF ..... Mar. 24 ..... Washington, D.C.

**2006-07 (65 teams)**

Purdue 72, ARIZ 63 ..... 1st ..... Mar. 16 ..... New Orleans, La.

ORE 58, Miami (Ohio) 56 ..... 1st ..... Mar. 16 ..... Spokane, Wash.  
 ORE 75, Winthrop 61 ..... 2nd ..... Mar. 18 ..... Spokane, Wash.  
 ORE 76, UNLV 72 ..... RSF ..... Mar. 23 ..... St. Louis, Mo.  
 Florida 85, ORE 77 ..... RF ..... Mar. 25 ..... St. Louis, Mo.

Louisville 78, STAN 58 ..... 1st ..... Mar. 15 ..... Lexington, Ky.

UCLA 70, Weber State 42 ..... 1st ..... Mar. 15 ..... Sacramento, Calif.  
 UCLA 54, Indiana 49 ..... 2nd ..... Mar. 17 ..... Sacramento, Calif.  
 UCLA 64, Pittsburgh 55 ..... RSF ..... Mar. 22 ..... San Jose, Calif.  
 UCLA 68, Kansas 55 ..... RF ..... Mar. 24 ..... San Jose, Calif.  
 Florida 76, UCLA 66 ..... NSF ..... Mar. 31 ..... Atlanta, Ga.

USC 77, Arkansas 60 ..... 1st ..... Mar. 16 ..... Spokane, Wash.  
 USC 87, Texas 68 ..... 2nd ..... Mar. 18 ..... Spokane, Wash.  
 North Carolina 74, USC 64 ..... RSF ..... Mar. 23 East Rutherford, N.J.

WSU 70, Oral Roberts 54 ..... 1st ..... Mar. 15 ..... Sacramento, Calif.  
 Vanderbilt 78, WSU 74 (2OT) ..... 2nd ..... Mar. 17 ..... Sacramento, Calif.

**2007-08 (65 teams)**

West Virginia 75, ARIZ 65 ..... 1st ..... Mar. 20 ..... Washington, D.C.

Mississippi State 76, ORE 69 ..... 1st ..... Mar. 21 ..... Little Rock, Ark.

STAN 77, Cornell 53 ..... 1st ..... Mar. 20 ..... Anaheim, Calif.  
 STAN 82, Marquette 81 ..... 2nd ..... Mar. 22 ..... Anaheim, Calif.  
 Texas 82, STAN 62 ..... RSF ..... Mar. 28 ..... Houston, Texas

UCLA 70, Mississippi Valley State 29 .. 1st ..... Mar. 20 ..... Anaheim, Calif.  
 UCLA 51, Texas A&M 49 ..... 2nd ..... Mar. 22 ..... Anaheim, Calif.  
 UCLA 88, Western Kentucky 27 ..... RSF ..... Mar. 27 ..... Phoenix, Ariz.  
 UCLA 76, Xavier 57 ..... RF ..... Mar. 29 ..... Phoenix, Ariz.  
 Memphis 78, UCLA 63 ..... NSF ..... Apr. 5 ..... San Antonio, Texas

Kansas State 80, USC 67 ..... 1st ..... Mar. 20 ..... Omaha, Neb.

WSU 71, Winthrop 40 ..... 1st ..... Mar. 20 ..... Denver, Colo.  
 WSU 61, Notre Dame 41 ..... 2nd ..... Mar. 22 ..... Denver, Colo.  
 North Carolina 68, WSU 47 ..... RSF ..... Mar. 27 ..... Charlotte, N.C.

**2008-09 (65 teams)**

ARIZ 84, Utah 71 ..... 1st ..... Mar. 20 ..... Miami, Fla.  
 ARIZ 71, Cleveland State 57 ..... 2nd ..... Mar. 22 ..... Miami, Fla.  
 Louisville 103, ARIZ 64 ..... RSF ..... Mar. 27 ..... Indianapolis, Ind.

ASU 66, Temple 57 ..... 1st ..... Mar. 20 ..... Miami, Fla.  
 Syracuse 78, ASU 67 ..... 2nd ..... Mar. 22 ..... Miami, Fla.

Maryland 84, CAL 71 ..... 1st ..... Mar. 19 ..... Kansas City, Mo.

UCLA 65, Virginia Commonwealth 64 .. 1st ..... Mar. 19 ..... Philadelphia, Pa.  
 Villanova 89, UCLA 69 ..... 2nd ..... Mar. 21 ..... Philadelphia, Pa.

USC 72, Boston College 55 ..... 1st ..... Mar. 20 ..... Minneapolis, Minn.  
 Michigan State, 74, USC 69 ..... 2nd ..... Mar. 22 ..... Minneapolis, Minn.

WASH 71, Mississippi State 58 ..... 1st ..... Mar. 19 ..... Portland, Ore.  
 Purdue 76, WASH 74 ..... 2nd ..... Mar. 21 ..... Portland, Ore.

ARIZ 84, UTAH 71 ..... 1st ..... Mar. 20 ..... Miami, Fla.  
 (UTAH not a Conference member at time of game)

**2009-10 (65 teams)**

CAL 77, Louisville 62 ..... 1st ..... Mar. 19 ..... Jacksonville, Fla.  
 Duke 68, California 53 ..... 2nd ..... Mar. 21 ..... Jacksonville, Fla.

WASH 80, Marquette 78 ..... 1st ..... Mar. 18 ..... San Jose, Calif.  
 WASH 82, New Mexico 64 ..... 2nd ..... Mar. 20 ..... San Jose, Calif.  
 West Virginia 69, WASH 56 ..... RSF ..... Mar. 25 ..... Syracuse, N.Y.

**2010-11 (68 teams)**

ARIZ 77, Memphis 75 ..... 2nd ..... Mar. 18 ..... Tulsa, Okla.  
 ARIZ 70, Texas 69 ..... 3rd ..... Mar. 19 ..... Tulsa, Okla.  
 ARIZ 93, Duke 77 ..... RSF ..... Mar. 24 ..... Anaheim, Calif.  
 Connecticut 65, ARIZ 63 ..... RF ..... Mar. 26 ..... Anaheim, Calif.

UCLA 78, Michigan State 76 ..... 2nd ..... Mar. 17 ..... Tampa, Fla.  
 Florida 73, UCLA 65 ..... 3rd ..... Mar. 19 ..... Tampa, Fla.

VCU 73, USC 65 ..... 1st ..... Mar. 16 ..... Dayton, Ohio

WASH 68, Georgia 65 ..... 2nd ..... Mar. 18 ..... Charlotte, N.C.  
 North Carolina 86, WASH 83 ..... 3rd ..... Mar. 20 ..... Charlotte, N.C.

## 2011-12 (68 teams)

South Florida 65, CAL 54 .....1st..... Mar. 14..... Dayton, Ohio  
 COLO 68, UNLV 64 .....2nd ..... Mar. 15...Albuquerque, N.M.  
 Baylor 80, COLO 63 .....3rd ..... Mar. 17...Albuquerque, N.M.

## 2012-13 (68 teams)

ARIZ 81, Belmont 64 .....2nd ..... Mar. 21.. Salt Lake City, Utah  
 ARIZ 74, Harvard 51 .....3rd ..... Mar. 23.. Salt Lake City, Utah  
 Ohio State 73, ARIZ 70 .....RSF ..... Mar. 28.... Los Angeles, Calif.

CAL 64, UNLV 61 .....2nd ..... Mar. 21..... San Jose, Calif.  
 Syracuse 66, CAL 60 .....3rd ..... Mar. 23..... San Jose, Calif.

Illinois 57, COLO 49 .....2nd ..... Mar. 22..... Austin, Texas

ORE 60, Oklahoma State 55 .....2nd ..... Mar. 21..... San Jose, Calif.  
 ORE 74, Saint Louis 57 .....3rd ..... Mar. 23..... San Jose, Calif.  
 Louisville 77, ORE 69 .....RSF ..... Mar. 28..... Indianapolis, Ind.

Minnesota 83, UCLA 63 .....2nd ..... Mar. 22..... Austin, Texas

## 2013-14 (68 teams)

ARIZ 68, Weber State 59 .....2nd ..... Mar. 21..... San Diego, Calif.  
 ARIZ 84, Gonzaga 61 .....3rd ..... Mar. 23..... San Diego, Calif.  
 ARIZ 70, San Diego State 64 .....RSF ..... Mar. 27..... Anaheim, Calif.  
 Wisconsin 64, ARIZ 63 (OT) .....RF ..... Mar. 29..... Anaheim, Calif.

Texas 87, ASU 85 .....2nd ..... Mar. 20..... Milwaukee, Wis.

Pittsburgh 77, COLO 48 .....2nd ..... Mar. 20..... Orlando, Fla.

ORE 87, BYU 68 .....2nd ..... Mar. 20..... Milwaukee, Wis.  
 Wisconsin 85, ORE 77 .....3rd ..... Mar. 22..... Milwaukee, Wis.

STAN 58, New Mexico 53 .....2nd ..... Mar. 21..... St. Louis, Mo.  
 STAN 60, Kansas 57 .....3rd ..... Mar. 23..... St. Louis, Mo.  
 Dayton 72, STAN 82 .....RSF ..... Mar. 27..... Memphis, Tenn.

UCLA 76, Tulsa 59 .....2nd ..... Mar. 21..... San Diego, Calif.  
 UCLA 77, Stephen F. Austin 60 .....3rd ..... Mar. 23..... San Diego, Calif.  
 Florida 79, UCLA 68 .....RSF ..... Mar. 27..... Memphis, Tenn.

## NCAA CHAMPIONS FROM THE PAC-12 (16)

1938-39 Oregon  
 1941-42 Stanford  
 1943-44 Utah  
 1958-59 California  
 1963-64 UCLA  
 1964-65 UCLA  
 1966-67 UCLA  
 1967-68 UCLA  
 1968-69 UCLA  
 1969-70 UCLA  
 1970-71 UCLA  
 1971-72 UCLA  
 1972-73 UCLA  
 1974-75 UCLA  
 1994-95 UCLA  
 1996-97 Arizona

## NCAA No. 1 SEEDS (15) (seeding started in 1979):

1979 - UCLA  
 1981 - Oregon State  
 1988 - Arizona  
 1989 - Arizona  
 1992 - UCLA  
 1995 - UCLA  
 1998 - Arizona  
 2000 - Arizona, Stanford  
 2001 - Stanford  
 2003 - Arizona  
 2004 - Stanford  
 2005 - Washington  
 2008 - UCLA  
 2014 - Arizona

## NCAA SWEET SIXTEEN FROM THE PAC-12 (55) (since 1979):


1979 - UCLA  
 1980 - UCLA  
 1982 - Oregon State  
 1983 - Utah\*  
 1984 - Washington  
 1988 - Arizona  
 1989 - Arizona  
 1990 - UCLA  
 1991 - Arizona, Utah\*  
 1992 - UCLA  
 1993 - California  
 1994 - Arizona  
 1995 - Arizona State, UCLA  
 1996 - Arizona, Utah\*  
 1997 - Arizona, California, Stanford, UCLA, Utah\*  
 1998 - Arizona, Stanford, UCLA, Utah\*, Washington  
 2000 - UCLA  
 2001 - Arizona, Stanford, UCLA, USC  
 2002 - Arizona, Oregon, UCLA  
 2003 - Arizona  
 2005 - Arizona, Utah\*, Washington  
 2006 - UCLA, Washington  
 2007 - Oregon, UCLA, USC  
 2008 - Stanford, UCLA, Washington State  
 2009 - Arizona  
 2010 - Washington  
 2011 - Arizona  
 2013 - Arizona, Oregon  
 2014 - Arizona, Stanford, UCLA

\* - Utah not a member of Pac-12 at time of Sweet Sixteen appearance

YEAR	TEAM	W-L	FIN.	YEAR	TEAM	W-L	FIN.	YEAR	TEAM	W-L	FIN.	YEAR	TEAM	W-L	FIN.
<b>1938-39</b>	<b>ORE</b>	<b>3-0</b>	<b>1st</b>	1978-79	UCLA	2-1		1997-98	ARIZ	3-1		2012-13	ARIZ	2-1	
1939-40	USC	1-1	3rd tie		USC	1-1			STAN	4-1	3rd tie		CAL	1-1	
	COLO	0-2			UTAH	0-1			UCLA	2-1			COLO	0-1	
1940-41	WSU	2-1	2nd	1979-80	ASU	1-1			UTAH	5-1	2nd		ORE	2-1	
<b>1941-42</b>	COLO	1-1			OSU	0-1			WASH	2-1			UCLA	0-1	
	<b>STAN</b>	<b>3-0</b>	<b>1st</b>		UCLA	5-1	2nd*	1998-99	ARIZ	0-1		2013-14	ARIZ	3-1	
1942-43	WASH	0-2			WSU	0-1			STAN	1-1			ASU	0-1	
<b>1943-44</b>	<b>UTAH</b>	<b>3-0</b>	<b>1st</b>	1980-81	ASU	0-1			UCLA	0-1			COLO	0-1	
1944-45	ORE	1-1			OSU	0-1			UTAH	1-1			ORE	1-1	
	UTAH	0-2			UCLA	0-1			WASH	0-1			STAN	2-1	
1945-46	COLO	1-1			UTAH	1-1		1999-00	ARIZ	1-1			UCLA	2-1	
	CAL	1-2	4th	1981-82	OSU	2-1			ORE	0-1					
1946-47	OSU	1-1			USC	0-1			STAN	1-1					
1947-48	WASH	1-1		1982-83	UCLA	0-1			UCLA	2-1					
1948-49	OSU	1-2	4th		UTAH	2-1			UTAH	1-1					
1949-50	UCLA	0-2			WSU	1-1		2000-01	ARIZ	5-1	2nd				
1950-51	ARIZ	0-1		1983-84	OSU	0-1			CAL	0-1					
	WASH	1-1			WASH	2-1			STAN	3-1					
1951-52	UCLA	0-2		1984-85	ARIZ	0-1			UCLA	2-1					
1952-53	WASH	3-1	3rd		OSU	0-1			USC	3-1					
1953-54	COLO	0-2			USC	0-1		2001-02	ARIZ	2-1					
	USC	2-2	4th		WASH	0-1			CAL	1-1					
1954-55	COLO	3-1		1985-86	ARIZ	0-1			ORE	3-1					
	OSU	1-1			UTAH	0-1			STAN	1-1					
	UTAH	1-1			WASH	0-1			UCLA	2-1					
1955-56	UCLA	1-1		1986-87	ARIZ	0-1			USC	0-1					
	UTAH	1-1			UCLA	1-1			UTAH	0-1					
1956-57	CAL	1-1		1987-88	ARIZ	4-1	3rd tie	2002-03	ARIZ	3-1					
1957-58	CAL	1-1			OSU	0-1			ASU	1-1					
<b>1958-59</b>	<b>CAL</b>	<b>4-0</b>	<b>1st</b>	1988-89	ARIZ	2-1			CAL	1-1					
	UTAH	0-2			OSU	0-1			COLO	0-1					
1959-60	CAL	4-1	2nd		STAN	0-1			ORE	0-1					
	ORE	2-1			UCLA	1-1			STAN	1-1					
	USC	0-1			ARIZ	1-1			UTAH	1-1					
	UTAH	2-1		1989-90	CAL	1-1		2003-04	ARIZ	0-1					
1960-61	ASU	2-1			OSU	0-1			STAN	1-1					
	ORE	0-1			UCLA	2-1			UTAH	0-1					
	USC	1-2		1990-91	ARIZ	2-1			WASH	0-1					
	UTAH	2-2	4th		ASU	1-1		2004-05	ARIZ	3-1					
1961-62	ASU	0-1			UCLA	0-1			STAN	0-1					
	COLO	1-1			USC	0-1			UCLA	0-1					
	OSU	2-1			UTAH	2-1			UTAH	2-1					
1962-63	UCLA	2-2	4th	1991-92	ARIZ	0-1			WASH	2-1					
	ASU	2-1			STAN	0-1		2005-06	ARIZ	1-1					
	COLO	1-1			UCLA	3-1			CAL	0-1					
	OSU	3-2	4th		USC	1-1			UCLA	5-1	2nd				
	UCLA	0-2		1992-93	ARIZ	0-1			WASH	2-1					
<b>1963-64</b>	ASU	0-1			CAL	2-1		2006-07	ARIZ	0-1					
	OSU	0-1			UCLA	1-1			ORE	3-1					
	<b>UCLA</b>	<b>4-0</b>	<b>1st</b>		UTAH	1-1			STAN	0-1					
<b>1964-65</b>	<b>UCLA</b>	<b>4-0</b>	<b>1st</b>	1993-94	ARIZ	4-1	3rd tie		UCLA	4-1	3rd tie				
1965-66	OSU	1-1			CAL	0-1			USC	2-1					
	UTAH	2-2	4th		UCLA	0-1			WSU	1-1					
<b>1966-67</b>	<b>UCLA</b>	<b>4-0</b>	<b>1st</b>		WSU	0-1		2007-08	ARIZ	0-1					
<b>1967-68</b>	<b>UCLA</b>	<b>4-0</b>	<b>1st</b>	<b>1994-95</b>	<b>UCLA</b>	<b>6-0</b>	<b>1st</b>		ORE	0-1					
<b>1968-69</b>	COLO	1-1			ASU	2-1			STAN	2-1					
	<b>UCLA</b>	<b>4-0</b>	<b>1st</b>		ARIZ	0-1			UCLA	4-1	3rd tie				
<b>1969-70</b>	<b>UCLA</b>	<b>4-0</b>	<b>1st</b>		ORE	0-1			USC	0-1					
<b>1970-71</b>	<b>UCLA</b>	<b>4-0</b>	<b>1st</b>		STAN	1-1			WSU	2-1					
<b>1971-72</b>	<b>UCLA</b>	<b>4-0</b>	<b>1st</b>		UTAH	1-1		2008-09	ARIZ	2-1					
1972-73	ASU	1-1		1995-96	ARIZ	2-1			ASU	1-1					
	UCLA	4-0	1st		STAN	1-1			CAL	0-1					
1973-74	UCLA	2-1	3rd		CAL	0-1*			UCLA	1-1					
1974-75	ASU	2-1			UCLA	0-1			USC	1-1					
	OSU	1-2			UTAH	2-1			UTAH	0-1					
	<b>UCLA</b>	<b>5-0</b>	<b>1st</b>	<b>1996-97</b>	<b>ARIZ</b>	<b>6-0</b>	<b>1st</b>		WASH	1-1					
1975-76	ARIZ	2-1			CAL	2-1		2009-10	CAL	1-1					
	UCLA	4-1	3rd		COLO	1-1			WASH	2-1					
	WASH	0-1			STAN	2-1		2010-11	ARIZ	3-1					
1976-77	ARIZ	0-1			UCLA	3-1			UCLA	1-1					
	UCLA	1-1			USC	0-1			USC	0-1					
	UTAH	1-1			UTAH	3-1			WASH	1-1					
1977-78	UCLA	1-1						2011-12	CAL	0-1					
	UTAH	1-1							COLO	1-1					

\* - Record and finish later vacated

The Pac-12 has had considerable success in the National Invitation Tournament (NIT), as five current members have captured the NIT crown - Colorado (1940), Utah (1947), UCLA (1985), Stanford (1991 and 2012) and California (1999). Colorado also finished second in 1991, as did Utah in 1974. Meanwhile third-place finishes were turned in by Oregon in 1975 and 2004, Colorado in 1955 and 2011, Utah in 1992, and Washington State in 2011. The league now stands at 92-79 (.538) in America's original postseason tourney. The records of all Pac-12 members in the NIT:



School (Seasons)	Yrs	W-L	PCT	1st	2nd	3rd	4th
Arizona (1946, 50-51, 12)	4	0-4	.000	0	0	0	0
Arizona State (1983, 90, 92-94, 98, 00, 02, 05, 08, 10, 13)	12	6-12	.333	0	0	0	0
California (1986-87, 89, 99-00, 08, 11, 14)	8	14-7	.667	1	0	0	0
Colorado (1938, 40, 91, 95, 99-00, 04, 06, 11)	9	12-8	.600	1	1	1	0
Oregon (1975-77, 84, 88, 90, 97, 99, 04, 12)	10	13-11	.542	0	0	2	1
Oregon State (1979, 83, 87, 05)	4	3-4	.429	0	0	0	0
Stanford (1988, 90-91, 94, 06, 12-13)	7	13-5	.722	2	0	0	0
UCLA (1985-86)	2	5-1	.833	1	0	0	0
USC (1973, 93-94, 99)	4	2-4	.333	0	0	0	0
Utah (1944, 47, 49, 57-58, 70, 74, 87-88, 92, 01, 14)	12	11-11	.500	1	0	1	0
Washington (1980, 82, 87, 96-97, 12-13)	7	6-7	.462	0	0	1	0
Washington State (1992, 95-96, 09, 11)	5	7-5	.500	0	0	1	0
<b>TOTALS</b>		<b>92-79</b>	<b>.538</b>	<b>6</b>	<b>1</b>	<b>5</b>	<b>1</b>

**Note:** Arizona (0-3), Colorado (12-8), and Utah (11-10) combined to post a 23-21 record while not Conference members. Thus, Pac-12 representatives' record in the NIT is now 69-58 (.543). Pac-12 members also combine for a 89-76 (.534) record in NIT games which did not match two Conference members.

**YEARLY NIT RESULTS**

(Pac-12 schools only – Field size in parenthesis)

**1937-38**

COLO 48, New York University 47 .....Semi..... Mar. 14..... New York, N.Y.  
 Temple 60, COLO 34.....Champ ..... Mar. 16..... New York, N.Y.  
 (COLO not Pac-12 member at time of game)

**1939-40**

COLO 52, DePaul 37 .....Semi..... Mar. 13..... New York, N.Y.  
 COLO 51, Duquesne 40 .....Champ ..... Mar. 14..... New York, N.Y.  
 (COLO not Conference member at time of game)

**1943-44**

Kentucky 46, UTAH 38 .....1st..... Mar. 20..... New York, N.Y.  
 (UTAH not Conference member at time of game)

**1945-46 (8 teams)**

Kentucky 77, ARIZ 53 .....1st..... n/a..... New York, N.Y.  
 (ARIZ not Conference member at time of game)

**1946-47 (12 teams)**

UTAH 45, Duquesne 44 .....1st..... Mar. 17..... New York, N.Y.  
 UTAH 64, West Virginia 62 .....Semi..... Mar. 19..... New York, N.Y.  
 UTAH 49, Kentucky 45 .....Champ ..... Mar. 24..... New York, N.Y.  
 (UTAH not Conferencemember at time of game)

**1948-49 (12 teams)**

San Francisco 64, UTAH 63 .....1st..... Mar. 15..... New York, N.Y.  
 (UTAH not Conference member at time of game)

**1949-50 (12 teams)**

LaSalle 72, ARIZ 66 .....1st..... n/a..... New York, N.Y.  
 (ARIZ not Conference member at time of game)

**1950-51 (12 teams)**

Dayton 74, ARIZ 68 .....1st..... n/a..... New York, N.Y.  
 (ARIZ not Conference member at time of game)

**1956-57**

Memphis State 77, UTAH 75 .....1st..... Mar. 16..... New York, N.Y.  
 (UTAH not Conference member at time of game)

**1957-58**

St. John's 71, UTAH 70 .....1st..... Mar. 15..... New York, N.Y.  
 (UTAH not Conference member at time of game)

**1969-70 (16 teams)**

UTAH 78, Duke 75 .....1st..... Mar. 14..... New York, N.Y.  
 Marquette 83, UTAH 63 .....2nd ..... Mar. 17..... New York, N.Y.  
 (UTAH not Conference member at time of game)

**1972-73 (16 teams)**

Notre Dame 69, USC 65 .....1st..... n/a..... New York, N.Y.

**1973-74 (16 teams)**

UTAH 102, Rutgers 89 .....1st..... Mar. 17..... New York, N.Y.  
 UTAH 92, Memphis 78 .....2nd ..... Mar. 21..... New York, N.Y.  
 UTAH 117, Boston College 93 .....Semi..... Mar. 23..... New York, N.Y.  
 Purdue 87, UTAH 81 .....Champ ..... Mar. 24..... New York, N.Y.  
 (UTAH not Conference member at time of game)

**1974-75 (16 teams)**

ORE 85, St. Peter's 79 .....1st..... Mar. 16..... New York, N.Y.  
 ORE 68, Oral Roberts 59 .....2nd ..... Mar. 20..... New York, N.Y.  
 Princeton 58, ORE 57 .....Semi..... Mar. 22..... New York, N.Y.  
 ORE 80, St. John's 78 .....Consolation..... Mar. 23..... New York, N.Y.

**1975-76 (16 teams)**

N. Car.-Charlotte 79, ORE 72 .....1st..... n/a..... New York, N.Y.

**1976-77 (16 teams)**

ORE 90, Oral Roberts 89 .....1st..... n/a..... New York, N.Y.  
 St. Bonaventure 76, ORE 73 .....2nd ..... n/a..... New York, N.Y.

**1978-79 (24 teams)**

Nevada 62, OSU 61 (20T) .....1st..... n/a..... Corvallis, Ore.

**1979-80 (32 teams)**

Nevada-Las Vegas 93, WASH 73 .....1st..... Mar. 7..... Las Vegas, Nev.

**1981-82 (32 teams)**

WASH 66, Brigham Young 63 .....1st..... Mar. 10..... Provo, Utah  
 Texas A&M 69, WASH 65 .....2nd ..... Mar. 15..... Seattle, Wash.

**1982-83 (32 teams)**

OSU 77, Idaho 59 .....1st..... n/a..... Corvallis, Ore.  
 OSU 88, New Orleans 71 .....2nd ..... n/a..... Corvallis, Ore.  
 Fresno State 76, OSU 67 .....Semi..... n/a..... Corvallis, Ore.

ASU 87, Cal State Fullerton 83 .....1st..... n/a..... Tempe, Ariz.  
 Texas Christian 78, ASU 76 .....2nd ..... n/a..... Tempe, Ariz.

**1983-84 (32 teams)**

Santa Clara 66, ORE 53 .....1st..... Mar. 15..... Eugene, Ore.

**1984-85 (32 teams)**

UCLA 78, Montana 47 .....1st..... Mar. 13.... Los Angeles, Calif.  
 UCLA 82, Nebraska 63 .....2nd ..... Mar. 19.... Los Angeles, Calif.  
 UCLA 53, Fresno State 43 .....3rd ..... Mar. 23.... Los Angeles, Calif.  
 UCLA 75, Louisville 66 .....Semi..... Mar. 27..... New York, N.Y.  
 UCLA 65, Indiana 62 .....Champ. .... Mar. 29..... New York, N.Y.

**1985-86 (32 teams)**

Loyola Marymount 80, CAL 75 .....1st..... Mar. 13..... Berkeley, Calif.  
 UC Irvine 80, UCLA 74 .....1st..... Mar. 13.... Los Angeles, Calif.

**1986-87 (32 teams)**

WASH 98, Montana St. 90 (OT).....1st..... Mar. 11..... Bozeman, Mont.  
 WASH 73, Boise State 68 .....2nd ..... Mar. 16..... Seattle, Wash.  
 Nebraska 81, WASH 76 .....3rd ..... Mar. 21..... Lincoln, Neb.  
 CAL 72, Cal St. Full. 68 (OT) .....1st..... Mar. 13..... Berkeley, Calif.  
 CAL 65, OSU 62 .....2nd ..... Mar. 17..... Corvallis, Ore.  
 Arkansas-Little Rock 80, CAL 73 .....3rd ..... Mar. 21..... Little Rock, Ark.

OSU 85, New Mexico 82 .....1st..... Mar. 11...Albuquerque, N.M.  
 CAL 65, OSU 62 .....2nd ..... Mar. 17..... Corvallis, Ore.

Boise State 62, UTAH 61 .....1st..... Mar. 11..... Boise, Idaho  
 (UTAH not Conference member at time of game)

**1987-88 (32 teams)**

ORE 81, Santa Clara 65 .....1st..... Mar. 17..... Eugene, Ore.  
 New Mexico 78, ORE 59 .....2nd ..... Mar. 22...Albuquerque, N.M.  
 STAN 80, Long Beach State 77 .....1st..... Mar. 17..... Stanford, Calif.  
 Arkansas State 60, STAN 59 .....2nd ..... Mar. 22..... Stanford, Calif.

Evansville 66, UTAH 55 .....1st..... Mar. 17..... Evansville, Ind.  
 (UTAH not Conference member at time of game)

**1988-89 (32 teams)**

CAL 73, Hawaii 57 .....1st..... Mar. 16..... Berkeley, Calif.  
 Connecticut 73, CAL 72 .....2nd ..... Mar. 20..... Hartford, Conn.

**1989-90 (32 teams)**

Long Beach State 86, ASU 71 .....1st..... Mar. 16..... Tempe, Ariz.  
 New Mexico 89, ORE 78 .....1st..... Mar. 16...Albuquerque, N.M.  
 Hawaii 69, STAN 57 .....1st..... Mar. 15..... Honolulu, Hawaii

**1990-91 (32 teams)**

STAN 93, Houston 86 .....1st..... Mar. 13..... Stanford, Calif.  
 STAN 80, Wisconsin 72 .....2nd ..... Mar. 18..... Madison, Wis.  
 STAN 78, Southern Illinois 68 .....3rd ..... Mar. 21..... Carbondale, Ill.  
 STAN 73, Massachusetts 71 .....Semi..... Mar. 25..... New York, N.Y.  
 STAN 78, Oklahoma 72 .....Champ ..... Mar. 27..... New York, N.Y.  
 COLO 71, Michigan 64 .....1st..... Mar. 13..... Boulder, Colo.  
 COLO 83, Wyoming 75 .....2nd ..... Mar. 18..... Boulder, Colo.  
 COLO 81, Arkansas State 75 .....3rd ..... Mar. 21..... Boulder, Colo.  
 Oklahoma 88, Colorado 78 .....Semi..... Mar. 25..... New York, N.Y.  
 COLO 98, Massachusetts 91 .....Consolation ..... Mar. 27..... New York, N.Y.  
 (COLO not Conference member at time of game)

**1991-92 (32 teams)**

ASU 71, UC Santa Barbara 65 .....1st..... Mar. 19.Santa Barbara, Calif.  
 Utah 60, ASU 58 .....2nd ..... Mar. 24..... Tempe, Ariz.  
 WSU 72, Minnesota 70 .....1st..... Mar. 18..... Pullman, Wash.  
 New Mexico 79, WSU 71 .....2nd ..... Mar. 23...Albuquerque, N.M.  
 UTAH 72, Ball State 57 .....1st..... Mar. 19. Salt Lake City, Utah  
 UTAH 60, ASU 58 .....2nd ..... Mar. 24..... Tempe, Ariz.  
 UTAH 84, Rhode Island 72 .....3rd ..... Mar. 27. Salt Lake City, Utah  
 Notre Dame 58, UTAH 55 .....Semi..... Mar. 30..... New York, N.Y.  
 UTAH 81, Florida 78 .....Consolation ..... Apr. 1 ..... New York, N.Y.  
 (UTAH not Conference member at time of game)

**1992-93 (32 teams)**

Georgetown 78, ASU 68 .....1st..... Mar. 18..... Tempe, Ariz.  
 USC 90, Nevada-Las Vegas 74 .....1st..... Mar. 17..... Las Vegas, Nev.  
 USC 71, Pepperdine 59 .....2nd ..... Mar. 22.... Los Angeles, Calif.  
 Minnesota 76, USC 58 .....3rd ..... Mar. 24.. Bloomington, Minn.

**1993-94 (32 teams)**

Brigham Young 74, ASU 67 .....1st..... Mar. 17..... Provo, Utah  
 Gonzaga 80, STAN 76 .....1st..... Mar. 17..... Stanford, Calif.  
 Fresno State 79, USC 76 .....1st..... Mar. 16..... Fresno, Calif.

**1994-95 (32 teams)**

WSU 94, Texas Tech 82 .....1st..... Mar. 15..... Pullman, Wash.  
 WSU 83, Illinois State 80 .....2nd ..... Mar. 20..... Normal, Ill.  
 Canisius 89, WSU 80 .....3rd ..... Mar. 23..... Buffalo, N.Y.  
 New Mexico State 98, COLO 83 .....1st..... Mar. 15..... Las Cruces, N.M.  
 (COLO not Conference member at time of game)

**1995-96 (32 teams)**

Michigan State 64, WASH 50 .....1st..... Mar. 13.. East Lansing, Mich.  
 WSU 92, Gonzaga 73 .....1st..... Mar. 14..... Pullman, Wash.  
 Nebraska 82, WSU 73 .....2nd ..... Mar. 19..... Lincoln, Neb.

**1996-97 (32 teams)**

Hawaii 71, ORE 61 .....1st..... Mar. 12..... Honolulu, Hawaii  
 Nebraska 67, WASH 63 .....1st..... Mar. 12..... Lincoln, Neb.

**1997-98 (32 teams)**

Hawaii 90, ASU 73 .....1st..... Mar. 11..... Honolulu, Hawaii

**1998-99 (32 teams)**

CAL 79, Fresno State 71 .....1st..... Mar. 10..... Oakland, Calif.  
 CAL 58, DePaul 57 .....2nd ..... Mar. 16..... Chicago, Ill.  
 CAL 71, Colorado State 62 .....3rd ..... Mar. 18..... Oakland, Calif.  
 CAL 85, ORE 69 .....Semi..... Mar. 23..... New York, N.Y.  
 CAL 61, Clemson 60 .....Champ ..... Mar. 25..... New York, N.Y.  
 ORE 67, Georgia Tech 64 .....1st..... Mar. 10..... Eugene, Ore.  
 ORE 93, Wyoming 72 .....2nd ..... Mar. 15..... Eugene, Ore.  
 ORE 77, Texas Christian 68 .....3rd ..... Mar. 17..... Ft. Worth, Texas  
 CAL 85, ORE 69 .....Semi..... Mar. 23..... New York, N.Y.  
 Xavier 106, ORE 75 .....Consolation ..... Mar. 25..... New York, N.Y.  
 Wyoming 81, USC 77 .....1st..... Mar. 10..... Laramie, Wyo.

COLO 65, Pepperdine 61 .....1st..... Mar. 10..... Boulder, Colo.  
 Colorado State 86, COLO 76 .....2nd ..... Mar. 16..... Boulder, Colo.  
 (COLO not Conference member at time of game)

**1999-00 (32 teams)**

CAL 70, Long Beach State 66 .....1st ..... Mar. 15..... Oakland, Calif.  
 CAL 60, Georgetown 49 .....2nd ..... Mar. 21..... Oakland, Calif.  
 Wake Forest 79, CAL 56 .....3rd ..... Mar. 23 Winston-Salem, N.C.  
 ASU 83, New Mexico State 77 .....1st..... Mar. 15 ..... Tempe, Ariz.  
 NC State 60, ASU 57 .....2nd ..... Mar. 21..... Raleigh, N.C.

Southern Illinois 94, COLO 92 .....1st..... Mar. 16..... Boulder, Colo.  
 (COLO not Conference member at time of game)

**2000-01 (32 teams)**

Memphis 71, UTAH 62 .....1st..... Mar. 13.. Salt Lake City, Utah  
 (UTAH not Conference member at time of game)

**2001-02 (32 teams)**

UNLV 96, ASU 91 .....1st..... Mar. 12..... Las Vegas, Nev.

**2003-04 (32 teams)**

ORE 77, Colorado 72 (OT).....1st.....Mar. 17..... Eugene, Ore.  
 ORE 68, George Mason 54.....2nd.....Mar. 23..... Eugene, Ore.  
 ORE 65, Notre Dame 61.....3rd.....Mar. 25..... South Bend, Ind.  
 Michigan 78, ORE 53.....Semi.....Mar. 30..... New York, N.Y.

ORE 77, COLO 72 (OT).....1st.....Mar. 17..... Eugene, Ore.  
 (COLO not Conference member at time of game)

**2004-05 (32 teams)**

UNLV 89, ASU 78.....1st.....Mar. 17..... Las Vegas, Nev.

CS Fullerton 85, OSU 83 (OT).....1st.....Mar. 16..... Corvallis, Ore.

**2005-06 (32 teams)**

STAN 65, Virginia 49.....Opening Rd.....Mar. 14.....Stanford, Calif.  
 Missouri State 76, STAN 67.....1st.....Mar. 17.....Springfield, Mo.

Old Dominion 79, COLO 61.....1st.....Mar. 15.....Boulder, Colo.  
 (COLO not Conference member at time of game)

**2007-08 (32 teams)**

ASU 64, Alabama State 53.....1st.....Mar. 18..... Tempe, Ariz.  
 ASU 65, Southern Illinois 51.....2nd.....Mar. 20..... Tempe, Ariz.  
 Florida 70, ASU 57.....3rd.....Mar. 25..... Tempe, Ariz.

CAL 68, New Mexico 66.....1st.....Mar. 19..... Berkeley, Calif.  
 Ohio State 73, CAL 56.....2nd.....Mar. 24.....Columbus, Ohio

**2008-09 (32 teams)**

Saint Mary's 68, WSU 57.....1st.....Mar. 17..... Moraga, Calif.

**2009-10 (32 teams)**

Jacksonville 67, ASU 66.....1st.....Mar. 16..... Tempe, Ariz.

**2010-11 (32 teams)**

CAL 77, Mississippi 74.....1st.....Mar. 16..... Berkeley, Calif.  
 Colorado 89, CAL 72.....2nd.....Mar. 18.....Boulder, Colo.

COLO 81, Texas Southern 74.....1st.....Mar. 16.....Boulder, Colo.  
 COLO 89, CAL 72.....2nd.....Mar. 18.....Boulder, Colo.  
 COLO 81, Kent State 74.....3rd.....Mar. 22.....Boulder, Colo.  
 Alabama 62, COLO 61.....Semi.....Mar. 29..... New York, N.Y.  
 (COLO not Conference member at time of game)

WSU 85, Long Beach State 74.....1st.....Mar. 16..... Pullman, Wash.  
 WSU 74, Oklahoma State 64.....2nd.....Mar. 21..... Pullman, Wash.  
 WSU 69, Northwestern 66 (OT).....3rd.....Mar. 23..... Pullman, Wash.  
 Wichita State 75, WSU 44.....Semi.....Mar. 29..... New York, N.Y.

**2011-12 (32 teams)**

Bucknell 65, ARIZ 54.....1st.....Mar. 13..... Tucson, Ariz.

ORE 96, LSU 76.....1st.....Mar. 13..... Eugene, Ore.  
 ORE 108, Iowa 97.....2nd.....Mar. 18..... Eugene, Ore.  
 WASH 90, ORE 86.....3rd.....Mar. 20..... Seattle, Wash.

STAN 76, Cleveland State 65.....1st.....Mar. 13.....Stanford, Calif.  
 STAN 92, Illinois State 88.....2nd.....Mar. 19.....Stanford, Calif.  
 STAN 84, Nevada 56.....3rd.....Mar. 21.....Stanford, Calif.  
 STAN 74, Massachusetts.....Semi.....Mar. 28..... New York, N.Y.  
 STAN 75, Minnesota 51.....Finals.....Mar. 30..... New York, N.Y.

WASH 82, Texas-Arlington 72.....1st.....Mar. 13..... Seattle, Wash.  
 WASH 76, Northwestern 55.....2nd.....Mar. 16..... Seattle, Wash.  
 WASH 90, ORE 86.....3rd.....Mar. 20..... Seattle, Wash.  
 Minnesota 68, WASH 67 (OT).....Semi.....Mar. 28..... New York, N.Y.

**2012-13 (32 teams)**

ASU 83, Detroit 68.....1st.....Mar. 20..... Tempe, Ariz.  
 Baylor 89, ASU 86.....2nd.....Mar. 22..... Waco, Texas

STAN 58, Stephen F. Austin 57.....1st.....Mar. 20.....Stanford, Calif.  
 Alabama 66, STAN 54.....2nd.....Mar. 22.....Tuscaloosa, Ala.

BYU 90, WASH 79.....1st.....Mar. 20..... Provo, Utah

**2013-14 (32 teams)**

CAL 77, Utah Valley 64.....1st.....Mar. 19..... Berkeley, Calif.  
 CAL 75, Arkansas 64.....2nd.....Mar. 24..... Berkeley, Calif.  
 SMU 67, CAL 66.....3rd.....Mar. 26..... Dallas, Texas

**PAC-12 IN THE NIT**


YEAR	TEAM	W-L	FIN.	YEAR	TEAM	W-L	FIN.
1937-38	COLO	1-1	2nd	1995-96	WASH	0-1	
<b>1939-40</b>	<b>COLO</b>	<b>2-0</b>	<b>1st</b>		WSU	1-1	
1943-44	UTAH	0-1		1996-97	ORE	0-1	
1945-46	ARIZ	0-1			WASH	0-1	
<b>1946-47</b>	<b>UTAH</b>	<b>3-0</b>	<b>1st</b>	1997-98	ASU	0-1	
1948-49	UTAH	0-1		<b>1998-99</b>	<b>CAL</b>	<b>5-0</b>	<b>1st</b>
1949-50	ARIZ	0-1			COLO	1-1	
1950-51	ARIZ	0-1			ORE	3-2	
1956-57	UTAH	0-1			USC	0-1	
1957-58	UTAH	0-1		1999-00	ASU	1-1	
1969-70	UTAH	1-1			CAL	2-1	
1972-73	USC	0-1			COLO	1-1	
1973-74	UTAH	3-1	2nd	2000-01	UTAH	0-1	
1974-75	ORE	3-1	3rd	2001-02	ASU	0-1	
1975-76	ORE	0-1		2003-04	COLO	0-1	
1976-77	ORE	1-1			ORE	3-1	3rd
1978-79	OSU	0-1		2004-05	ASU	0-1	
1979-80	WASH	0-1			OSU	0-1	
1981-82	WASH	1-1		2005-06	COLO	0-1	
1982-83	ASU	1-1			STAN	1-1	
	OSU	2-1		2007-08	ASU	2-1	
1983-84	ORE	0-1			CAL	1-1	
<b>1984-85</b>	<b>UCLA</b>	<b>5-0</b>	<b>1st</b>	2008-09	WSU	0-1	
1985-86	CAL	0-1		2009-10	ASU	0-1	
	UCLA	0-1		2010-11	CAL	1-1	
1986-87	CAL	2-1			COLO	3-1	
	OSU	1-1			WSU	3-1	
	UTAH	0-1		<b>2011-12</b>	ARIZ	0-1	
	WASH	2-1			ORE	2-1	
1987-88	ORE	1-1			<b>STAN</b>	<b>5-0</b>	<b>1st</b>
	STAN	1-1			WASH	3-1	3rd
	UTAH	0-1		2012-13	ASU	1-1	
1988-89	CAL	1-1			STAN	1-1	
1989-90	ASU	0-1			WASH	0-1	
	ORE	0-1		2013-14	CAL	2-1	
	STAN	0-1			UTAH	0-1	
<b>1990-91</b>	COLO	4-1	3rd				
	<b>STAN</b>	<b>5-0</b>	<b>1st</b>				
1991-92	ASU	1-1					
	UTAH	4-1	3rd				
	WSU	1-1					
1992-93	ASU	0-1					
	USC	2-1					
1993-94	ASU	0-1					
	STAN	0-1					
	USC	0-1					
1994-95	COLO	0-1					
	WSU	2-1					

**NIT CHAMPIONS FROM THE PAC-12 (6)**

**1939-40** Colorado  
**1946-47** Utah  
**1984-85** UCLA  
**1990-91** Stanford  
**1998-99** California  
**2011-12** Stanford


**College Basketball Invitational:** The 16-team field was created for the 2007-08 season. In just the second year of its existence, Oregon State captured the CBI crown. The Pac-12 made it two-in-a-row as Oregon followed with a CBI title of its own in 2011.

School (Seasons)	Yrs	W-L	PCT	1st	2nd	3rd	4th
Oregon (2011)	1	5-1	.833	1	0	0	0
Oregon State (2009-10, 12, 14)	4	7-4	.636	1	0	0	0
Stanford (2009)	1	2-1	.667	0	0	1	0
Utah (2008)	1	1-1	.500	0	0	0	0
Washington (2008)	1	0-1	.000	0	0	0	0
Washington State (2012)	1	4-2	.667	0	1	0	0
<b>TOTALS</b>		<b>19-11</b>	<b>.633</b>	<b>2</b>	<b>1</b>	<b>1</b>	<b>0</b>




▶ Lew Alcindor (Kareem Abdul-Jabbar), UCLA


▶ Todd Lichti, Stanford




▶ Sean Elliott, Arizona



▶ Jason Kidd, California



▶ Mel Counts, Oregon State



SCORING OFFENSE

Year	Team	FG	3FG	FT	PTS	AVG
1959-60	USC	261	—	219	731	60.9
1960-61	USC	294	—	238	826	68.8
1961-62	UCLA	305	—	236	846	70.5
1962-63	UCLA	315	—	207	837	69.8
1963-64	UCLA	494	—	297	1285	85.7
1964-65	UCLA	409	—	278	1096	78.3
1965-66	UCLA	449	—	263	1161	82.9
1966-67	UCLA	449	—	227	1125	80.4
1967-68	UCLA	533	—	232	1298	92.7
1968-69	UCLA	461	—	244	1166	83.3
1969-70	UCLA	475	—	262	1212	86.6
1970-71	CAL	482	—	275	1239	88.5
1971-72	UCLA	526	—	232	1284	91.7
1972-73	UCLA	468	—	160	1096	78.3
1973-74	UCLA	441	—	187	1069	76.4
1974-75	USC	935	—	370	2240	86.2
1975-76	UCLA	1112	—	421	2645	82.7
1976-77	UCLA	1001	—	407	2409	83.1
1977-78	UCLA	954	—	479	2387	85.3
1978-79	UCLA	1053	—	462	2568	85.6
1979-80	UCLA	968	—	618	2554	79.8
1980-81	ASU	894	—	429	2217	79.2
1981-82	ORE	773	—	463	2009	74.4
1982-83	UCLA	956	—	415	2327	80.2
1983-84	STAN	824	—	663	2311	74.5
1984-85	UCLA	881	—	520	2282	69.2
1985-86	UCLA	878	—	418	2174	75.0
1986-87	UCLA	960	142	430	2492	77.9
1987-88	ARIZ	1147	254	686	3234	85.1
1988-89	ARIZ	988	185	627	2788	84.5
1989-90	UCLA	984	127	561	2656	80.5
1990-91	UCLA	1078	156	642	2954	92.3
1991-92	ARIZ	967	181	514	2629	84.8
1992-93	ASU	867	263	369	2366	84.5
1993-94	ARIZ	1108	279	629	3124	89.3
1994-95	UCLA	1079	118	613	2889	87.5
1995-96	ARIZ	973	222	525	2693	81.6
1996-97	ARIZ	1015	222	598	2850	83.8
1997-98	ARIZ	1146	269	616	3177	90.8
1998-99	ARIZ	820	143	600	2383	82.2
1999-00	ASU	924	162	529	2539	79.3
2000-01	STAN	834	252	671	2829	83.2
2001-02	ORE	1014	304	662	2994	85.5
2002-03	ARIZ	973	228	551	2725	85.2
2003-04	ARIZ	942	219	511	2614	87.1
2004-05	WASH	1102	257	565	3026	86.5
2005-06	WASH	982	220	522	2706	82.0
2006-07	ARIZ	846	172	553	2417	78.0
2007-08	ORE	858	279	455	2450	76.6
2008-09	WASH	977	146	650	2750	78.6
2009-10	WASH	1004	191	652	2851	79.2
2010-11	WASH	1061	305	480	2907	83.1
2011-12	OSU	995	221	630	2841	78.9
2012-13	UCLA	961	171	511	2604	74.4
2013-14	ORE	928	259	668	2783	81.9

SCORING DEFENSE

Year	Team	FG	3FG	FT	PTS	AVG
1959-60	CAL	208	—	164	580	48.3
1960-61	CAL	261	—	178	700	58.3
1961-62	STAN	272	—	208	752	62.7
1962-63	WASH	243	—	235	721	60.1
1963-64	CAL	344	—	258	946	63.1
1964-65	OSU	284	—	273	841	60.1
1965-66	OSU	279	—	218	776	55.4
1966-67	UCLA	318	—	164	800	57.1
1967-68	UCLA	352	—	222	926	66.1
1968-69	UCLA	339	—	192	870	62.1
1969-70	OSU	351	—	226	928	66.4
1970-71	UCLA	377	—	164	918	65.6
1971-72	UCLA	372	—	192	936	66.9
1972-73	UCLA	362	—	85	809	57.8
1973-74	UCLA	345	—	128	818	58.4
1974-75	OSU	868	—	432	2168	69.9
1975-76	ORE	718	—	615	2051	68.4
1976-77	ORE	602	—	562	1766	60.9
1977-78	WSU	688	—	313	1689	62.6
1978-79	OSU	692	—	431	1815	64.8
1979-80	WSU	730	—	353	1813	64.8
1980-81	OSU	652	—	401	1705	60.9
1981-82	OSU	671	—	308	1650	55.0
1982-83	ORE	607	—	445	1659	61.4
1983-84	OSU	664	—	290	1618	55.8
1984-85	OSU	702	—	384	1788	57.7
1985-86	OSU	658	—	344	1660	61.5
1986-87	OSU	710	78	412	1910	63.7
1987-88	OSU	735	123	359	1952	63.0
1988-89	STAN	771	145	457	2144	65.0
1989-90	STAN	722	118	348	1910	63.7
1990-91	WASH	681	132	401	1895	67.7
1991-92	WASH	713	176	359	1963	67.7
1992-93	WSU	616	106	424	1762	65.3
1993-94	WSU	767	175	429	2138	69.0
1994-95	ASU	859	137	476	2331	70.0
1995-96	STAN	713	144	364	1934	66.7
1996-97	CAL	779	196	417	2171	67.8
1997-98	STAN	854	210	472	2390	68.3
1998-99	STAN	719	166	402	2006	60.8
1999-00	STAN	667	164	352	1850	59.7
2000-01	OSU	691	182	349	1913	63.8
2001-02	OSU	706	182	334	1928	66.5
2002-03	STAN	782	188	478	2230	67.6
2003-04	WSU	622	144	342	1730	59.7
2004-05	WSU	557	131	349	1594	56.9
2005-06	WSU	560	136	360	1616	57.7
2006-07	WSU	709	202	404	2024	59.5
2007-08	WSU	717	186	355	1975	56.4
2008-09	WSU	626	193	384	1829	55.4
2009-10	USC	591	149	384	1715	57.2
2010-11	USC	741	191	458	2131	62.7
2011-12	USC	686	160	378	1910	59.7
2012-13	WSU	713	223	366	2015	63.0
2013-14	ARIZ	776	173	500	2225	58.6

SCORING MARGIN

Year	Team	DIFF
1959-60	CAL	+12.3
1960-61	USC	+ 4.7
1961-62	UCLA	+ 6.5
1962-63	UCLA	+ 6.3
1963-64	UCLA	+18.4
1964-65	UCLA	+15.5
1965-66	UCLA	+15.5
1966-67	UCLA	+23.2
1967-68	UCLA	+26.6
1968-69	UCLA	+21.2
1969-70	UCLA	+12.2
1970-71	UCLA	+13.3
1971-72	UCLA	+24.9
1972-73	UCLA	+20.5
1973-74	UCLA	+18.0
1974-75	UCLA	+12.5
1975-76	WASH	+11.4
1976-77	UCLA	+12.7
1977-78	UCLA	+17.9•
1978-79	UCLA	+12.2
1979-80	OSU	+10.6
1980-81	OSU	+15.7
1981-82	OSU	+14.6•
1982-83	UCLA	+ 9.5
1983-84	STAN	+ 6.2
1984-85	ARIZ	+ 8.2
1985-86	ARIZ	+ 6.5
1986-87	ARIZ	+ 6.8
1987-88	ARIZ	+ 20.9
1988-89	ARIZ	+ 17.6
1989-90	ARIZ	+12.0
1990-91	ARIZ	+14.6
1991-92	ARIZ	+16.0
1992-93	ARIZ	+12.2
1993-94	ARIZ	+14.9
1994-95	UCLA	+13.7
1995-96	ARIZ	+9.3
1996-97	STAN	+11.9
1997-98	ARIZ	+16.2
1998-99	STAN	+12.7
1999-00	STAN	+19.3
2000-01	STAN	+17.7
2001-02	ORE	+13.0
2002-03	ARIZ	+14.5
2003-04	ARIZ	+13.1
2004-05	WASH	+12.3
2005-06	WASH	+12.1
2006-07	UCLA	+11.4
2007-08	UCLA	+14.5
2008-09	UCLA	+11.5
2009-10	WASH	+9.2
2010-11	WASH	+12.4
2011-12	CAL	+9.3
2012-13	ARIZ	+9.8
2013-14	ARIZ	+14.3

• - Led NCAA  
All statistics based on Conference games only prior to 1974-75.



**FIELD GOAL PERCENTAGE**

Year	Team	FG-FGA	PCT
1959-60	WASH	212-510	.417
1960-61	WASH	264-587	.450
1961-62	UCLA	305-708	.431
1962-63	WASH	245-603	.406
1963-64	UCLA	494-1113	.444
1964-65	OSU	304-695	.437
1965-66	OSU	298-666	.447
1966-67	UCLA	449-845	.531
1967-68	OSU	352-681	.517
1968-69	UCLA	461-860	.536
1969-70	UCLA	475-974	.488
1970-71	ORE	416-905	.460
1971-72	UCLA	526-1047	.502
1972-73	UCLA	468-937	.499
1973-74	UCLA	441-877	.503
1974-75	OSU	948-1938	.489
1975-76	OSU	839-1594	.526
1976-77	UCLA	1001-1994	.502
1977-78	UCLA	954-1883	.520
1978-79	UCLA	1053-1897	.555
1979-80	OSU	943-1732	.544
1980-81	OSU	862-1528	.564
1981-82	OSU	810-1518	.534
1982-83	STAN	752-1373	.548
1983-84	STAN	824-1574	.524
1984-85	OSU	759-1445	.525
1985-86	UCLA	878-1749	.502
1986-87	UCLA	960-1899	.506
1987-88	ARIZ	1147-2106	.545
1988-89	STAN	907-1739	.522
1989-90	ARIZ	879-1754	.501
1990-91	UCLA	1078-2085	.517
1991-92	ARIZ	967-1921	.503
1992-93	UCLA	985-1960	.503
1993-94	ARIZ	1108-2288	.484
1994-95	WSU	902-1743	.517
1995-96	UCLA	897-1698	.528
1996-97	UCLA	932-1791	.520
1997-98	UCLA	985-2011	.490
1998-99	WASH	749-1571	.477
1999-00	UCLA	952-1984	.480
2000-01	STAN	953-1865	.511
2001-02	ORE	1014-2082	.487
2002-03	ASU	886-1838	.482
2003-04	ARIZ	942-1938	.486
2004-05	WASH	1102-2271	.485
2005-06	UCLA	939-1987	.473
2006-07	ARIZ	846-1770	.478
2007-08	ORE	858-1788	.479
2008-09	UCLA	967-1973	.490
2009-10	CAL	966-2028	.476
2010-11	ARIZ	969-2064	.46948
2011-12	CAL	893-1878	.476
2012-13	ASU	902-1964	.459
2013-14	UCLA	1073-2196	.489

**DEFENSIVE FG PERCENTAGE**

Year	Team	FG-FGA	PCT
1982-83	ORE	607-1292	.470
1983-84	WASH	646-1480	.436
1984-85	WASH	687-1590	.432
1985-86	ORE	720-1573	.458
1986-87	UCLA	838-1947	.430
1987-88	ARIZ	925-2160	.428
1988-89	ARIZ	869-2018	.431
1989-90	ARIZ	780-1990	.392
1990-91	ARIZ	903-2272	.397
1991-92	ARIZ	773-1887	.410
1992-93	ARIZ	710-1776	.400
1993-94	CAL	754-1848	.408
1994-95	UCLA	864-2119	.408
1995-96	UCLA	788-1908	.413
1996-97	CAL	779-1898	.410
1997-98	STAN	854-2052	.416
1998-99	STAN	719-1894	.380
1999-00	STAN	667-1893	.352
2000-01	ARIZ	862-2174	.397
2001-02	CAL	729-1743	.418
2002-03	STAN	782-1922	.407
2003-04	STAN	671-1745	.385
2004-05	WSU	557-1369	.407
2005-06	WSU	560-1438	.389
2006-07	USC	849-2178	.390
2007-08	USC	763-1935	.394
2008-09	WSU	626-1616	.387
2009-10	USC	591-1540	.384
2010-11	WSU	814-2040	.399
2011-12	COLO	812-2009	.404
2012-13	CAL	753-1915	.393
2013-14	ARIZ	776-2041	.380

**THREE PT FG PERCENTAGE**

Year	Team	3P-3PA	PCT
1986-87	STAN	84-196	.429
1987-88	ARIZ	254-526	.483
1988-89	ASU	144-335	.430
1989-90	ORE	139-347	.401
1990-91	STAN	145-371	.391
1991-92	STAN	129-323	.399
1992-93	WSU	195-483	.404
1993-94	WSU	221-598	.370
1994-95	ARIZ	245-593	.413
1995-96	WSU	181-464	.390
1996-97	WSU	193-486	.397
1997-98	STAN	262-642	.408
1998-99	WSU	202-545	.371
1999-00	STAN	245-613	.400
2000-01	STAN	252-587	.429
2001-02	ORE	304-721	.422
2002-03	ORE	291-753	.386
2003-04	ORE	280-708	.395
2004-05	ARIZ	253-630	.402
2005-06	ASU	158-418	.378
2006-07	USC	207-523	.396
2007-08	ORE	279-711	.392
2008-09	CAL	210-492	.427
2009-10	CAL	228-609	.374
2010-11	ARIZ	296-745	.397
2011-12	STAN	252-665	.379
2012-13	ARIZ	269-725	.371
2013-14	OSU	177-451	.392

**FREE THROW PERCENTAGE**

Year	Team	FT-FTA	PCT
1959-60	UCLA	248-360	.690
1960-61	USC	238-316	.753
1961-62	WASH	229-326	.702
1962-63	WASH	187-266	.703
1963-64	STAN	249-340	.732
1964-65	USC	266-374	.711
1965-66	OSU	241-328	.735
1966-67	ORE	247-331	.746
1967-68	OSU	238-326	.730
1968-69	OSU	212-312	.679
1969-70	WSU	223-321	.695
1970-71	USC	261-366	.713
1971-72	OSU	237-321	.738
1972-73	OSU	191-251	.761
1973-74	UCLA	187-254	.736
1974-75	OSU	395-557	.709
1975-76	USC	385-508	.758
1976-77	OSU	355-478	.743
1977-78	UCLA	479-665	.720
1978-79	UCLA	462-611	.756
1979-80	WSU	494-683	.720
1980-81	STAN	484-648	.747
1981-82	STAN	461-633	.728
1982-83	STAN	617-839	.735
1983-84	OSU	450-620	.726
1984-85	STAN	533-737	.723
1985-86	UCLA	418-575	.727
1986-87	ASU	408-547	.746
1987-88	ARIZ	686*-932	.736
1988-89	ARIZ	627-846	.741
1989-90	WASH	408-551	.740
1990-91	OSU	385-520	.740
1991-92	WSU	554-729	.760
1992-93	WASH	386-530	.728
1993-94	ARIZ	629-884	.712
1994-95	STAN	603-827	.729
1995-96	STAN	558-736	.758
1996-97	STAN	561-752	.746
1997-98	ASU	493-661	.746
1998-99	ARIZ	600-845	.710
1999-00	ORE	481-646	.745
2000-01	ARIZ	703-940	.748
2001-02	ORE	662-861	.769
2002-03	ORE	530-685	.774
2003-04	ARIZ	511-650	.786
2004-05	ARIZ	541-697	.776
2005-06	STAN	500-655	.763
2006-07	CAL	400-520	.769
2007-08	CAL	533-687	.776
2008-09	WSU	343-446	.769
2009-10	CAL	543-717	.757
2010-11	ARIZ	671-899	.746
2011-12	CAL	477-641	.744
2012-13	UTAH	413-547	.755
2013-14	ORE	668-865	.772

• - Led NCAA  
All statistics based on Conference games only prior to 1974-75.

## REBOUNDING

Year	Team	G	REB	PCT
1961-62	UCLA	12	572	.521
1962-63	UCLA	12	613	.538
1963-64	UCLA	15	807	.547
1964-65	USC	14	660	.544
1965-66	UCLA	14	718	.545
1966-67	UCLA	14	578	.564
1967-68	UCLA	14	708	.506
1968-69	UCLA	14	635	.579
1969-70	UCLA	14	664	.548
1970-71	UCLA	14	691	.555
1971-72	UCLA	14	756	.585
1972-73	UCLA	14	667	.583
1973-74	UCLA	14	590	.574
<b>**</b>				<b>AVG</b>
1974-75	WASH	26	1278	49.2
1975-76	UCLA	32	1379	43.1
1976-77	UCLA	29	1229	42.4
1977-78	UCLA	28	1147	41.0
1978-79	ASU	30	1290	43.0
1979-80	ASU	29	1193	41.1
1980-81	ASU	28	1145	40.9
1981-82	ORE	27	1037	38.4
1982-83	WASH	31	1192	38.5
1983-84	ASU	28	1034	36.9
1984-85	UCLA	33	1132	34.3
	WASH	32	1098	34.3
1985-86	WASH	31	1147	37.0
1986-87	WASH	35	1302	37.2
1987-88	UCLA	30	1106	36.9
1988-89	USC	32	1231	38.5
1989-90	UCLA	33	1285	38.9
1990-91	ARIZ	35	1422	40.6
1991-92	ARIZ	31	1250	40.3
1992-93	ARIZ	28	1208	43.1
1993-94	UCLA	28	1230	43.9
1994-95	ARIZ	31	1285	41.5
1995-96	ORE	29	1108	38.2
1996-97	ARIZ	34	1376	40.5
1997-98	STAN	35	1444	41.3
1998-99	ARIZ	29	1207	41.6
1999-00	STAN	31	1309	42.2
2000-01	ARIZ	36	1433	39.8
2001-02	STAN	30	1254	41.8
2002-03	ARIZ	32	1374	42.9
2003-04	ARIZ	30	1177	39.2
2004-05	WASH	35	1305	37.3
2005-06	WASH	33	1232	37.3
2006-07	STAN	31	1193	38.5
2007-08	STAN	36	1409	39.1
2008-09	WASH	35	1437	41.1
2009-10	WASH	36	1364	37.9
2010-11	WASH	35	1367	39.1
2011-12	WASH	35	1404	40.1
2012-13	ORE	37	1389	37.5
2013-14	ARIZ	38	1449	38.1

## REBOUNDING MARGIN

Year	Team	DIFF
1961-62	UCLA	+ 3.8
1962-63	UCLA	+ 7.2
1963-64	UCLA	+ 9.3
1964-65	UCLA	+ 8.2
	USC	+ 8.2
1965-66	UCLA	+ 8.5
1966-67	UCLA	+ 9.4
1967-68	UCLA	+ 9.9
1968-69	UCLA	+12.4
1969-70	UCLA	+ 8.4
1970-71	(unavailable)	
1971-72	UCLA	+15.6
1972-73	UCLA	+13.6
1973-74	UCLA	+10.9
1974-75	ORE	+ 6.1
1975-76	WASH	+ 5.1
1976-77	UCLA	+ 4.7
1977-78	UCLA	+ 7.2
1978-79	ASU	+ 4.4
1979-80	UCLA	+ 5.7
1980-81	ASU	+ 5.2
1981-82	UCLA	+ 6.0
1982-83	ASU	+ 4.1
1983-84	WASH	+ 2.5
1984-85	WASH	+ 7.4
1985-86	WASH	+ 3.9
1986-87	WASH	+ 4.7
1987-88	STAN	+ 6.4
1988-89	STAN	+ 7.1
1989-90	STAN	+6.2
1990-91	STAN	+8.5
1991-92	ARIZ	+7.3
1992-93	ARIZ	+8.9
1993-94	UCLA	+7.6
1994-95	UCLA	+4.4
1995-96	UCLA	+6.0
1996-97	STAN	+6.4
1997-98	STAN	+9.3
1998-99	ARIZ	+8.1
1999-00	STAN	+9.7
2000-01	STAN	+7.4
2001-02	STAN	+8.5
2002-03	ARIZ	+6.4
2003-04	STAN	+6.8
2004-05	ARIZ	+4.1
2005-06	WASH	+5.9
2006-07	WASH	+9.0
2007-08	UCLA	+8.2
2008-09	WASH	+8.2
2009-10	WASH	+3.6
2010-11	UCLA	+4.6
2011-12	WASH	+5.2
2012-13	ARIZ	+6.3
2013-14	ARIZ	+7.1

## TURNOVER MARGIN

Year	Team	DIFF
1982-83	OSU	+3.6
1983-84	CAL	+2.1
1984-85	OSU	+1.8
1985-86	OSU	+1.8
	ASU	+1.8
1986-87	OSU	+3.8
1987-88	OSU	+7.7
1988-89	OSU	+8.3
1989-90	OSU	+7.3
1990-91	WSU	+3.6
1991-92	WSU	+2.8
	USC	+2.8
1992-93	ASU	+8.8
1993-94	STAN	+3.0
1994-95	ASU	+4.4
1995-96	ASU	+2.4
1996-97	ASU	+5.2
1997-98	ARIZ	+5.6
1998-99	CAL	+4.6
1999-00	ASU	+4.0
2000-01	CAL	+2.6
2001-02	USC	+5.1
2002-03	USC	+3.4
2003-04	OSU	+2.7
2004-05	WASH	+3.7
2005-06	ARIZ	+5.8
2006-07	WSU	+3.5
2007-08	WSU	+2.9
2008-09	UCLA	+3.1
2009-10	WASH	+3.3
2010-11	ORE	+3.2
2011-12	USC	+4.4
2012-13	UCLA	+2.86
2013-14	UCLA	+4.1

## ASSISTS

Year	Team	ASTS	AVG
1978-79	OSU	571	19.71
1979-80	OSU	651	21.70
1980-81	ASU	513	18.32
1981-82	OSU	493	16.43
1982-83	OSU	525	16.94
1983-84	ORE	440	15.17
1984-85	OSU	501	16.16
1985-86	WASH	516	16.65
1986-87	OSU	514	17.13
1987-88	OSU	573	18.50
1988-89	OSU	579	19.30
1989-90	OSU	538	18.60
1990-91	UCLA	634	19.80
1991-92	UCLA	605	18.30
1992-93	ASU	512	18.30
1993-94	UCLA	495	17.70
1994-95	UCLA	653	19.80
1995-96	ARIZ	589	17.80
1996-97	STAN	534	17.80
1997-98	ASU	639	19.97
1998-99	ASU	512	17.07
1999-00	USC	518	17.27
2000-01	STAN	566	16.65
2001-02	ORE	580	16.57
2002-03	ARIZ	569	17.78
2003-04	ARIZ	560	18.67
2004-05	WASH	660	18.86
2005-06	WASH	529	16.03
2006-07	ARIZ	511	16.48
2007-08	ARIZ	526	15.47
2008-09	ASU	544	15.54
2009-10	UCLA	489	15.28
2010-11	WASH	593	16.94
2011-12	CAL	540	15.88
2012-13	UCLA	559	15.97
2013-14	UCLA	636	17.19

\*\* Rebounding based on percentage prior to 1974-75.

• - Led NCAA  
All statistics based on Conference games only prior to 1974-75.

**STEALS**

Year	Team	STLS	AVG
1978-79	OSU	293	10.46
1979-80	OSU	274	9.13
1980-81	ASU	245	8.75
1981-82	OSU	246	8.20
1982-83	STAN	206	7.36
1983-84	STAN	239	7.71
1984-85	STAN	238	8.50
1985-86	STAN	246	8.20
1986-87	OSU	227	7.57
1987-88	OSU	288	9.29
1988-89	OSU	320	10.67
1989-90	OSU	277	9.55
1990-91	WSU	229	8.18
1991-92	UCLA	258	7.82
1992-93	ASU	337	12.04
1993-94	OSU	235	8.70
1994-95	ASU	345	10.45
1995-96	WASH	269	9.61
1996-97	ARIZ	358	10.53
1997-98	ARIZ	352	10.06
1998-99	OSU	308	9.94
1999-00	USC	275	9.17
2000-01	ARIZ	283	7.86
2001-02	USC	287	8.97
2002-03	USC	276	9.20
2003-04	USC	249	8.89
2004-05	USC	240	8.28
2005-06	ARIZ	322	9.76
2006-07	OSU	246	7.69
2007-08	UCLA	285	7.311
2008-09	UCLA	292	8.34
2009-10	OSU	262	8.16
2010-11	OSU	293	9.45
2011-12	OSU	328	9.11
2012-13	ORE	314	8.49
2013-14	UCLA	341	9.22

**BLOCKED SHOTS**

Year	Team	BLKS	AVG
1978-79	ASU	165	5.50
1979-80	ASU	163	5.62
1980-81	ASU	144	5.14
1981-82	ASU	92	3.41
1982-83	UCLA	92	3.17
1983-84	UCLA	97	3.46
1984-85	ASU	106	3.79
1985-86	USC	127	4.54
1986-87	ARIZ	120	4.00
1987-88	ARIZ	173	4.55
1988-89	ARIZ	145	4.39
1989-90	ARIZ	185	5.78
1990-91	ARIZ	183	5.23
1991-92	ARIZ	120	3.87
1992-93	UCLA	177	5.36
1993-94	UCLA	119	4.25
1994-95	ASU	165	5.00
1995-96	UCLA	162	5.23
1996-97	ASU	172	5.73
1997-98	USC	122	4.36
1998-99	USC	124	4.43
1999-00	ARIZ	192	5.65
2000-01	USC	151	4.44
2001-02	WASH	139	4.79
2002-03	ASU	139	4.34
2003-04	ARIZ	135	4.50
2004-05	OSU	126	3.94
2005-06	OSU	147	4.74
2006-07	STAN	184	5.94
2007-08	STAN	187	5.19
2008-09	USC	165	4.71
2009-10	WSU	140	4.52
2010-11	UCLA	199	5.85
2011-12	UCLA	153	4.64
2012-13	ASU	211	6.09
2013-14	ASU	182	5.52

• - Led NCAA  
All statistics based on Conference games only prior to 1974-75.

## SCORING

YEAR	PLAYER	G	PTS	AVG
1927-28	S: Vern Corbin, CAL	—	100	—
1928-29	S: Vern Corbin, CAL	—	90	—
1929-30	N: Harold Stowell, Idaho	16	171	10.7
	S: Kent Pursell, CAL	—	84	—
1930-31	N: Huntley Gordon, WSU	16	171	10.7
	S: Jack Read, CAL	—	72	—
1931-32	N: Huntley Gordon, WSU	16	135	8.4
	S: Jerry Nemer, USC	—	132	—
1932-33	N: Ed Lewis, OSU	16	173	10.8
	S: Hal Eifert, CAL	11	131	11.9
1933-34	N: Bob Galer, WASH	16	176	11.0
	S: Lee Guttero, USC	12	140	11.7
1934-35	N: Bob Galer, WASH	16	152	9.5
	S: Lee Guttero, USC	12	186	15.5
1935-36	N: Wally Palmberg, OSU	16	187	11.7
	S: Hank Luisetti, STAN	12	172	14.3
1936-37	N: Ivar Nelson, WSU	16	156	9.8
	S: Hank Luisetti, STAN	12	208	17.3
1937-38	N: Laddie Gale, ORE	20	249	12.5
	S: Hank Luisetti, STAN	12	232	19.3
1938-39	N: Laddie Gale, ORE	16	186	11.6
	S: Ralph Vaughn, USC	12	180	15.0
1939-40	N: John Dick, ORE	16	183	11.4
	S: Jackie Robinson, UCLA	12	148	12.3
1940-41	N: Vic Townsend, ORE	16	174	10.9
	S: Jackie Robinson, UCLA	12	133	11.1
1941-42	N: Ray Turner, Idaho	16	192	12.0
	S: Ernie Handlesman, UCLA	12	134	11.2
1942-43	N: Gale Bishop, WSU	16	224	14.0
	S: Gene Rock, USC	8	107	13.4
1943-44	N: Bob Hamilton, ORE	16	172	10.8
	S: Dick West, UCLA	6	48	8.0
1944-45	N: Vince Hanson, WSU	16	253	15.8
	S: Jack Nichols, USC	4	48	12.0
1945-46	N: Red Rocha, OSU	16	194	12.1
	S: Andy Wolfe, CAL	12	177	14.8
1946-47	N: Red Rocha, OSU	16	215	13.4
	S: Don Barksdale, UCLA	12	198	16.5
1947-48	N: Jack Nichols, WASH	16	265	16.6
	S: Chuck Hanger, CAL	12	170	14.2
1948-49	N: Roger Wiley, ORE	16	235	14.7
	S: Bill Sharman, USC	12	203	16.9
1949-50	N: Gene Conley, WSU	16	220	13.8
	S: Bill Sharman, USC	12	238	19.8
1950-51	N: Bob Houbregs, WASH	16	198	12.4
	S: Dick Ridgeway, UCLA	12	217	18.1
1951-52	N: Bob Houbregs, WASH	13	251	19.3
	S: Ed Tucker, STAN	12	184	15.3
1952-53	N: Bob Houbregs, WASH	16	406	25.4
	S: Bob McKeen, CAL	12	234	19.5
1953-54	N: Swede Halbrook, OSU	16	333	20.8
	S: Russ Lawler, STAN	12	210	17.5
1954-55	N: Jim Loscutoff, ORE	16	314	19.6
	S: Bob McKeen, CAL	12	267	22.3
1955-56	Willie Naulls, UCLA	16	378	23.6
1956-57	Dave Gambee, OSU	16	353	22.1
1957-58	Gary Simmons, Idaho	16	346	21.6
1958-59	Walt Torrence, UCLA	16	344	21.5
1959-60	Bill Hanson, WASH	12	189	17.2
1960-61	John Rudometkin, USC	10	248	24.8
1961-62	John Rudometkin, USC	12	273	22.8
1962-63	Gordon Martin, USC	12	260	21.7
1963-64	Gail Goodrich, UCLA	15	326	21.7
1964-65	Jim Jarvis, USC	14	320	22.9
1965-66	John Block, USC	14	385	27.5
1966-67	Lew Alcindor, UCLA	14	384	27.4
1967-68	Lew Alcindor, UCLA	13	357	27.5
1968-69	Lew Alcindor, UCLA	14	309	22.1
1969-70	Stan Love, ORE	14	296	20.8
1970-71	Stan Love, ORE	14	382	27.3
1971-72	Bill Walton, UCLA	14	334	23.9
1972-73	Louie Nelson, WASH	14	307	21.9
1973-74	Ron Lee, ORE	14	269	19.2
1974-75	Steve Puidokas, WSU	25	559	22.4
1975-76	Richard Washington, UCLA	32	644	20.1
1976-77	Greg Ballard, ORE	29	629	21.7
1977-78	Cliff Robinson, USC	24	442	18.4
1978-79	David Greenwood, UCLA	30	596	19.9
1979-80	Don Collins, WSU	28	647	23.1

YEAR	PLAYER	G	PTS	AVG
1980-81	Steve Johnson, OSU	28	589	21.0
1981-82	Mark McNamara, CAL	27	593	22.0
1982-83	Byron Scott, ASU	33	713	21.6
1983-84	Keith Jones, STAN	31	619	20.0
1984-85	A.C. Green, OSU	31	591	19.1
1985-86	Reggie Miller, UCLA	29	750	25.9
1986-87	Jose Ortiz, OSU	30	668	22.3
1987-88	Anthony Taylor, ORE	26	555	21.3
1988-89	Sean Elliott, ARIZ	33	735	22.3
1989-90	Gary Payton, OSU	29	746	25.7
1990-91	Terrell Brandon, ORE	28	745	26.6
1991-92	Harold Miner, USC	30	789	26.3
1992-93	Chris Mills, ARIZ	28	570	20.4
1993-94	Lamond Murray, CAL	30	729	24.3
1994-95	Damon Stoudamire, ARIZ	30	684	22.8
1995-96	Shareef Abdur-Rahim, CAL	28	590	21.1
1996-97	Ed Gray, CAL	26	644	24.8
1997-98	Jeremy Veal, ASU	32	666	20.8
1998-99	Jason Terry, ARIZ	29	635	21.9
1999-00	Eddie House, ASU	32	736	23.0
2000-01	Sean Lampley, CAL	31	605	19.5
2001-02	Casey Jacobsen, STAN	30	658	21.9
2002-03	Joe Shipp, CAL	31	632	20.4
2003-04	Ike Diogu, ASU	27	615	22.8
2004-05	Ike Diogu, ASU	32	724	22.6
2005-06	Leon Powe, CAL	27	553	20.5
2006-07	Aaron Brooks, ORE	35	621	17.7
2007-08	Ryan Anderson, CAL	33	697	21.1
2008-09	James Harden, ASU	35	704	20.1
2009-10	Landry Fields, STAN	32	704	22.0
2010-11	Klay Thompson, WSU	34	733	21.6
2011-12	Brock Motum, WSU	34	613	18.0
2012-13	Brock Motum, WSU	32	597	18.7
2013-14	Roberto Nelson, OSU	32	663	20.7

Champion based on total conference points, 1927-28 - 1958-59; scoring average in conference games, 1959-60 - 1973-74; scoring average in all games, 1974-75 - Present.

**REBOUNDING**

YEAR	PLAYER	G	REB	AVG
1959-60	Darrall Imhoff, CAL	12	148	12.3
1960-61	Bill McClintock, CAL	12	145	12.1
1961-62	Bill Hanson, WASH	12	132	12.0
1962-63	Tom Dose, STAN	12	137	11.4
1963-64	Ted Werner, WSU	15	196	13.1
1964-65	Ted Werner, WSU	14	183	13.1
1965-66	Jim McKean, WSU	14	156	11.1
1966-67	Low Alcindor, UCLA	14	197	14.1
1967-68	Low Alcindor, UCLA	13	212	16.3
1968-69	Low Alcindor, UCLA	14	191	13.6
1969-70	Sidney Wicks, UCLA	14	181	12.9
1970-71	Steve Hawes, WASH	14	211	15.1
1971-72	Bill Walton, UCLA	14	239	17.1
1972-73	Bill Walton, UCLA	14	228	16.3
1973-74	Bill Walton, UCLA	12	172	14.4
1974-75	Rich Kelley, STAN	26	300	11.5
1975-76	Ed Schweitzer, STAN	27	302	11.2
1976-77	Marques Johnson, UCLA	27	301	11.1
1977-78	David Greenwood, UCLA	28	319	11.4
1978-79	Cliff Robinson, USC	21	243	11.6
1979-80	Kimberly Belton, STAN	26	255	9.8
1980-81	Mark McNamara, CAL	26	272	10.5
1981-82	Mark McNamara, CAL	27	341	12.6
1982-83	A.C. Green, OSU	31	235	7.6
1983-84	Pete Williams, ARIZ	28	278	9.9
1984-85	A.C. Green, OSU	31	286	9.2
1985-86	Jerry Adams, ORE	28	289	10.3
1986-87	Dwayne Scholten, WSU	28	257	9.2
1987-88	Trevor Wilson, UCLA	30	281	9.4
1988-89	Trevor Wilson, UCLA	31	269	8.7
1989-90	Adam Keefe, STAN	30	272	9.1
	Trevor Wilson, UCLA	33	299	9.1
1990-91	Adam Keefe, STAN	33	313	9.5
1991-92	Adam Keefe, STAN	29	355	12.2
1992-93	Lester Neal, ASU	28	252	9.0
1993-94	Ed O'Bannon, UCLA	28	245	8.8
1994-95	Jaha Wilson, USC	28	284	10.1
1995-96	Mark Hendrickson, WSU	23	219	9.5
1996-97	Tim Young, STAN	30	253	8.4
1997-98	Carlos Daniel, WSU	28	282	10.1
1998-99	Todd MacCulloch, WASH	29	345	11.9
1999-00	Mark Madsen, STAN	23	214	9.3
2000-01	Awvee Storey, ASU	29	263	9.1
2001-02	Curtis Borchardt, STAN	29	332	11.4
2002-03	Philip Ricci, OSU	28	230	8.2
2003-04	Leon Powe, CAL	27	256	9.5
2004-05	Ike Diogu, ASU	32	312	9.8
2005-06	Leon Powe, CAL	27	273	10.1
2006-07	Jon Brockman, WASH	32	307	9.6
2007-08	Jon Brockman, WASH	32	370	11.6
2008-09	Jon Brockman, WASH	34	391	11.5
2009-10	Nikola Vucevic, USC	30	283	9.4
2010-11	Nikola Vucevic, USC	34	350	10.3
2011-12	André Roberson, COLO	36	401	11.1
2012-13	André Roberson, COLO	31	347	11.2
2013-14	Richard Solomon, CAL	30	307	10.2

**FIELD GOAL PERCENTAGE**

YEAR	PLAYER	G	FG-FGA	PCT
1959-60	Bill Hanson, WASH	12	68-121	.562
1960-61	Ed Corell, WASH	12	50-99	.505
1961-62	Pete Blackman, UCLA	12	53-95	.558
1962-63	Charlie Hart, WASH	12	31-64	.484
1963-64	Jack Hirsch, UCLA	15	83-153	.542
1964-65	Ed Fredenberg, OSU	14	36-66	.545
1965-66	Jack Gilbert, STAN	14	35-58	.603
1966-67	Rich Baker, STAN	14	52-80	.650
1967-68	Low Alcindor, UCLA	13	144-221	.652
	Vic Bartolome, OSU	14	86-132	.652
1968-69	Low Alcindor, UCLA	14	128-203	.631
1969-70	Vic Bartolome, OSU	14	103-177	.582
1970-71	Neal Jurgenson, OSU	14	52-98	.531
1971-72	Bill Walton, UCLA	14	130-200	.650
1972-73	Bill Walton, UCLA	14	119-199	.598
1973-74	Bill Walton, UCLA	12	93-134	.694
1974-75	Lars Hansen, WASH	25	106-171	.596
1975-76	Paul Miller, OSU	27	99-169	.586
1976-77	Steve Johnson, OSU	28	159-267	.596
1977-78	Bill McShane, OSU	26	67-120	.558
1978-79	Steve Johnson, OSU	27	197-298	.661
1979-80	Steve Johnson, OSU	30	211-297	.710•
1980-81	Steve Johnson, OSU	28	235-315	.746•
1981-82	Mark McNamara, CAL	27	231-329	.702•
1982-83	Johnny Rodgers, STAN	28	120-204	.588
1983-84	A.C. Green, OSU	23	134-204	.657
1984-85	Pete Williams, ARIZ	31	145-239	.607
1985-86	Reggie Miller, UCLA	29	274-493	.556
1986-87	Chris Welp, WASH	35	281-473	.594
1987-88	Howard Wright, STAN	33	196-315	.622
1988-89	Trent Edwards, ASU	28	208-330	.630
1989-90	Adam Keefe, STAN	30	210-335	.627
1990-91	Brian Williams, ARIZ	35	195-315	.619
	Richard Lucas, ORE	28	169-272	.619
1991-92	Scott Haskin, OSU	31	226-369	.612
1992-93	Alfred Grigsby, CAL	29	116-194	.598
1993-94	Fred Ferguson, WSU	31	134-203	.660
1994-95	Mark Hendrickson, WSU	30	183-292	.627
1995-96	Jelani McCoy, UCLA	31	138-204	.676
1996-97	Jelani McCoy, UCLA	32	152-201	.756
1997-98	Todd MacCulloch, WASH	30	225-346	.650•
1998-99	Todd MacCulloch, WASH	29	210-317	.662•
1999-00	Mark Madsen, STAN	23	108-184	.587
2000-01	Solomon Hughes, CAL	31	107-170	.629
2001-02	Channing Frye, ARIZ	34	122-205	.595
2002-03	Andre Patterson, UCLA	24	76-125	.608
2003-04	Jeff McMillan, USC	28	119-189	.630
2004-05	Ike Diogu, ASU	32	229-398	.575
2005-06	Luc Richard Mbah a Moute, UCLA	39	134-249	.538
2006-07	Taj Gibson, USC	37	174-312	.558
2007-08	Jordan Hill, ARIZ	34	184-297	.620
2008-09	Jeff Pendergraph, ASU	35	198-300	.660•
2009-10	Eric Boateng, ASU	33	117-176	.665
2010-11	Brock Motum, WSU	35	106-177	.599
2011-12	Devon Collier, OSU	36	176-286	.615
2012-13	Arsalan Kazemi, ORE	35	113-190	.595
2013-14	Dvon Collier, OSU	30	143-236	.606

• - Led NCAA

All statistics based on Conference games only prior to 1974-75.

## FREE THROW PERCENTAGE

YEAR	PLAYER	G	FT-FTA	PCT
1959-60	Gary Cunningham, UCLA	10	28-28	1.000
1960-61	Earl Schultz, CAL	12	45-53	.849
1961-62	Darrell Sutherland, STAN	12	37-45	.822
1962-63	Dick Smith, CAL	12	34-42	.810
1963-64	Tom Dose, STAN	15	71-86	.826
1964-65	Jim Jarvis, OSU	14	62-72	.861
1965-66	John Block, USC	14	125-148	.844
1966-67	Charlie Perkins, CAL	14	67-79	.848
1967-68	John Pinkstaff, ORE	14	49-58	.845
1968-69	Blaine Ellis, WSU	14	37-43	.860
1969-70	Gary Freeman, OSU	12	36-43	.837
1970-71	Bill Drozdiak, ORE	14	50-58	.862
1971-72	Dan Anderson, USC	14	40-45	.889
1972-73	Steve Ericksen, OSU	14	21-23	.913
1973-74	Dan Anderson, USC	14	41-46	.891
1974-75	Rich Kelley, STAN	26	144-173	.832
1975-76	Rocky Smith, OSU	27	144-174	.824
1976-77	Greg Ballard, ORE	29	153-179	.856
1977-78	Don Vaughn, WASH	26	52-58	.896
1978-79	Rob Closs, ORE	27	81-93	.871
1979-80	Joe Nehls, ARIZ	27	108-122	.885
1980-81	Rod Foster, UCLA	25	60-66	.909
1981-82	Rod Foster, UCLA	27	95-100	.950•
1982-83	Michael Holton, UCLA	29	64-75	.853
1983-84	Chris Beasley, ASU	28	112-128	.875
1984-85	Novian Whitsitt, STAN	28	68-80	.850
1985-86	Steve Kerr, ARIZ	32	71-79	.899
1986-87	Terry Taylor, STAN	28	56-66	.848
1987-88	Todd Lichti, STAN	33	174-198	.879
1988-89	Alex Austin, ASU	33	69-80	.863
1989-90	Eldridge Recasner, WASH	26	99-112	.884
1990-91	Kevin Mixon, ORE	28	60-65	.923
1991-92	Don MacLean, UCLA	32	197-214	.921•
1992-93	Mark Pope, WASH	27	112-130	.862
1993-94	Dylan Rigdon, ARIZ	34	82-92	.891
1994-95	Dion Cross, STAN	29	91-110	.827
1995-96	Dion Cross, STAN	29	81-88	.920
1996-97	Kris Johnson, UCLA	31	96-115	.835
1997-98	Arthur Lee, STAN	35	164-185	.886
1998-99	Arthur Lee, STAN	33	140-158	.886
1999-00	Ryan Mendez, STAN	31	63-72	.875
	David Mosley, STAN	31	63-72	.875
2000-01	Ryan Mendez, STAN	34	94-101	.931
2001-02	Salim Stoudamire, ARIZ	34	103-114	.904
2002-03	Luke Ridnour, ORE	33	162-184	.880
	Jason Kapono, UCLA	29	81-92	.880
2003-04	Chris Hernandez, STAN	30	96-105	.914
2004-05	Salim Stoudamire, ARIZ	36	122-134	.910
2005-06	Chris Hernandez, STAN	30	109-121	.901
2006-07	Tajuan Porter, ORE	35	80-88	.909
2007-08	Darren Collison, UCLA	33	102-117	.872
2008-09	Darren Collison, UCLA	35	113-126	.897
2009-10	Jerome Randle, CAL	35	139-149	.933
2010-11	E.J. Singler, ORE	39	104-122	.852
2011-12	E.J. Singler, ORE	34	110-121	.909
2012-13	Mark Lyons, ARIZ	35	125-146	.856
2013-14	Joseph Young, ORE	34	155-176	.881

## THREE-POINT FIELD GOAL PERCENTAGE

YEAR	PLAYER	G	3P-3PA	PCT
1986-87	Terry Taylor, STAN	28	40-82	.488
1987-88	Steve Kerr, ARIZ	38	114-199	.573
1988-89	Matt Anderson, ASU	28	41-80	.513
1989-90	Keith Smith, CAL	32	42-91	.462
1990-91	Billy Dreher, CAL	28	56-112	.500
1991-92	Tracy Murray, UCLA	33	78-156	.500
1992-93	Chris Mills, ARIZ	28	56-116	.483
1993-94	Isaac Fontaine, WSU	31	31-69	.449
1994-95	Dion Cross, STAN	29	82-171	.480
1995-96	Isaac Fontaine, WSU	29	66-136	.485
1996-97	Blake Pengelly, WSU	30	36-74	.486
1997-98	Ryan Mendez, STAN	34	45-95	.474
1998-99	Donald Watts, WASH	25	32-64	.500
1999-00	Jason Kapono, UCLA	33	82-173	.474
2000-01	Michael McDonald, STAN	34	56-109	.514
2001-02	Grant Leep, WASH	29	39-74	.527
2002-03	Thomas Kelati, WSU	27	62-136	.456
2003-04	Chris Hernandez, STAN	30	46-100	.460
2004-05	Salim Stoudamire, ARIZ	36	120-238	.504•
2005-06	Sasa Cucic, OSU	30	36-73	.493
2006-07	Darren Collison, UCLA	35	51-114	.447
2007-08	Darren Collison, UCLA	33	53-101	.525
2008-09	Michael Roll, UCLA	35	51-99	.515
2009-10	Theo Robertson, CAL	29	48-106	.453
2010-11	Derrick Williams, ARIZ	38	42-74	.568
2011-12	Brendon Lavender, ARIZ	35	55-113	.487
2012-13	John Gage, STAN	34	45-101	.446
2013-14	Jason Calliste, ORE	34	65-129	.504

## ASSISTS AVERAGE

YEAR	PLAYER	G	A	AVG
1974-75	Chester Dorsey, WASH	25	139	5.6
1975-76	Ron Lee, ORE	30	184	6.1
1976-77	George Tucker, OSU	29	186	6.4
1977-78	Roy Hamilton, UCLA	28	167	6.0
1978-79	Russell Brown, ARIZ	27	247	9.2
1979-80	Russell Brown, ARIZ	27	200	7.4
1980-81	Russell Brown, ARIZ	27	166	6.1
1981-82	Lester Conner, OSU	30	153	5.1
1982-83	Ralph Jackson, UCLA	29	148	5.1
1983-84	Ralph Jackson, UCLA	28	159	5.7
1984-85	Larry Friend, USC	29	176	6.1
1985-86	Pooh Richardson, UCLA	29	179	6.2
1986-87	Gary Payton, OSU	30	229	7.6
1987-88	Gary Payton, OSU	31	230	7.4
1988-89	Gary Payton, OSU	30	244	8.1
1989-90	Gary Payton, OSU	29	235	8.1
1990-91	Darrick Martin, UCLA	32	217	6.8
1991-92	Marcus Lollie, STAN	29	189	6.5
1992-93	Jason Kidd, CAL	29	222	7.7
1993-94	Jason Kidd, CAL	30	272	9.07•
1994-95	Damon Stoudamire, ARIZ	30	220	7.3
1995-96	Brevin Knight, STAN	29	212	7.3
1996-97	Brevin Knight, STAN	30	234	7.8•
1997-98	Ahlon Lewis, ASU	32	294	9.2•
1998-99	Jason Terry, ARIZ	29	159	5.5
1999-00	Brandon Granville, USC	30	248	8.3
2000-01	Brandon Granville, USC	34	207	6.1
2001-02	Luke Walton, ARIZ	31	194	6.3
2002-03	Luke Ridnour, ORE	33	218	6.6
2003-04	Cedric Bozeman, UCLA	28	155	5.5
2004-05	Will Conroy, WASH	34	219	6.4
2005-06	Jordan Farmar, UCLA	37	189	5.1
2006-07	Mustafa Shkur, ARIZ	31	215	6.9
2007-08	Mitch Johnson, STAN	36	188	5.2
2008-09	Jerome Randle, CAL	33	165	5.0
2009-10	Derek Glasser, ASU	33	158	4.8
2010-11	Isaiah Thomas, WASH	35	213	6.1
2011-12	Reggie Moore, WSU	37	193	5.2
2012-13	Larry Drew II, UCLA	35	256	7.3
2013-14	Kyle Anderson, UCLA	36	233	6.5

• - Led NCAA

All statistics based on Conference games only prior to 1974-75.

**BLOCKED SHOTS AVERAGE**

YEAR	PLAYER	G	BL	AVG
1977-78	James Donaldson, WSU	27	82	3.0
1978-79	James Donaldson, WSU	26	76	2.9
1979-80	Stuart House, WSU	28	69	2.5
1980-81	Alton Lister, ASU	26	49	1.9
1981-82	Ken Johnson, USC	28	43	1.5
1982-83	Gerry Wright, USC	24	40	1.7
1983-84	Blair Rasmussen, ORE	29	42	1.4
1984-85	Jon Taylor, ASU	25	42	1.8
1985-86	Chris Welp, WASH	31	67	2.2
1986-87	Anthony Cook, ARIZ	30	69	2.3
1987-88	Anthony Cook, ARIZ	38	75	2.0
1988-89	Anthony Cook, ARIZ	33	84	2.5
1989-90	Ed Stokes, ARIZ	29	49	1.7
1990-91	Keith Owens, UCLA	32	61	1.9
1991-92	Scott Haskin, OSU	31	68	2.2
1992-93	Scott Haskin, OSU	27	51	1.9
1993-94	Michael Stewart, CAL	30	59	2.0
1994-95	Mario Bennett, ASU	33	115	3.5
1995-96	Jelani McCoy, UCLA	31	102	3.3
1996-97	Rodger Farrington, ASU	27	113	4.2
1997-98	Mike Batiste, ASU	32	51	1.6
1998-99	Todd MacCulloch, WASH	29	47	1.6
1999-00	Loren Woods, ARIZ	26	102	3.9
2000-01	Loren Woods, ARIZ	29	84	2.9
2001-02	Curtis Borchardt, STAN	29	83	2.9
2002-03	Tommy Smith, ASU	32	69	2.16
2003-04	Channing Frye, ARIZ	30	63	2.10
2004-05	Ike Diogu, ASU	32	75	2.34
2005-06	Nick DeWitz, OSU	28	59	2.11
2006-07	Robin Lopez, STAN	31	73	2.35
2007-08	Taj Gibson, USC	33	84	2.55
2008-09	Taj Gibson, USC	35	100	2.90
2009-10	DeAngelo Casto, WSU	31	67	2.16
2010-11	Tyler Honeycutt, UCLA	33	68	2.06
2011-12	Eric Moreland, OSU	36	69	1.92
2012-13	Jordan Bachynski, ASU	35	120	3.43
2013-14	Jordan Bachynski, ASU	33	133	4.03•

**STEALS AVERAGE**

YEAR	PLAYER	G	ST	AVG
1978-79	Don Collins, WSU	27	71	2.6
1979-80	Don Collins, WSU	28	76	2.7
1980-81	Lafayette Lever, ASU	28	74	2.6
1981-82	Lester Conner, OSU	30	91	3.0
1982-83	Craig Ehlo, WSU	30	59	2.0
1983-84	Keith Morrison, WSU	28	48	1.7
1984-85	Keith Morrison, WSU	28	56	2.0
	Keith Ramee, STAN	28	56	2.0
1985-86	Keith Morrison, WSU	30	60	2.0
	Darryl Flowers, OSU	27	55	2.0
1986-87	Derrick Dowell, USC	28	62	2.2
1987-88	Gary Payton, OSU	31	72	2.3
1988-89	Gary Payton, OSU	30	91	3.0
1989-90	Gary Payton, OSU	29	100	3.4
1990-91	Terrell Brandon, ORE	28	63	2.3
1991-92	Stevin Smith, ASU	30	66	2.2
1992-93	Jason Kidd, CAL	29	110	3.8•
1993-94	Jason Kidd, CAL	30	94	3.1
1994-95	Brevin Knight, STAN	28	78	2.8
1995-96	Jason Hamilton, WASH	28	59	2.1
1996-97	Brevin Knight, STAN	30	83	2.8
1997-98	Baron Davis, UCLA	32	77	2.4
1998-99	Jason Terry, ARIZ	29	80	2.8
1999-00	Jeff Trepagnier, USC	29	94	3.2
2000-01	Earl Watson, UCLA	32	62	1.9
2001-02	Errick Craven, USC	32	68	2.1
2002-03	Errick Craven, USC	29	73	2.5
2003-04	Errick Craven, USC	27	62	2.3
2004-05	Gabriel Pruitt, USC	29	56	1.9
2005-06	Hassan Adams, ARIZ	31	82	2.7
2006-07	Darren Collison, UCLA	35	78	2.2
2007-08	James Harden, ASU	34	73	2.2
2008-09	James Harden, ASU	35	59	1.7
2009-10	Seth Tarver, OSU	32	70	2.2
2010-11	Jared Cunningham, OSU	30	85	2.8
2011-12	Jared Cunningham, OSU	36	91	2.5
2012-13	Jordan Adams, UCLA	33	73	2.2
2013-14	Jordan Adams, UCLA	36	95	2.6

• - Led NCAA

All statistics based on Conference games only prior to 1974-75.

## MOST POINTS

<b>Season</b>	3234	ARIZ, 1988 (38 games)
<b>Game</b>	149	UCLA vs. Loyola Marymount (98), Dec. 2, 1990
<b>Conf. Game</b>	127	ARIZ vs. ASU (99), Jan. 15, 1998
<b>Both Teams, Game</b>	247	UCLA (149) vs. Loyola Marymount (98), Dec. 2, 1990
<b>Lossing Team, Game</b>	111	WSU vs. ARIZ (115), Mar. 2, 1995 (2 OT)

## HIGHEST SCORING AVERAGE

<b>Season</b>	94.6	UCLA, 1972
---------------	------	------------

## LARGEST SCORING MARGIN

<b>*Season</b>	30.3	UCLA, 1972 (94.6 offense, 64.3 defense)
<b>Game</b>	100	CAL (108) vs. Pomona Am. Legion (8), 1922
<b>Conf. Game</b>	55	ARIZ (116) vs. WASH (61), Dec. 20, 1988

## MOST FIELD GOALS

<b>Season</b>	1161	UCLA, 1968 (30 games)
<b>Game</b>	58	UCLA vs. Loyola Marymount, Dec. 2, 1990

## MOST FIELD GOAL ATTEMPTS

<b>Season</b>	2349	ARIZ, 1998
<b>Game</b>	109	ORE vs. Idaho, Feb. 14, 1947

## HIGHEST FIELD GOAL PERCENTAGE

<b>Season</b>	.564	OSU, 1981 (862-of-1528)
<b>Game</b>	.769	STAN vs. ORE, Jan. 8, 1983 (30-of-39)

## MOST THREE-POINT FIELD GOALS

<b>Season</b>	350	ORE, 2007
<b>Game</b>	20	USC vs. OSU, Jan. 29, 2000

## MOST THREE-POINT FIELD GOAL ATTEMPTS

<b>Season</b>	897	ORE, 2007
<b>Game</b>	51	ASU at Brigham Young, Dec. 1, 1992

## HIGHEST THREE-POINT FIELD GOAL PERCENTAGE

<b>Season</b>	.483	ARIZ, 1988 (254-of-526)
<b>Game (min 3 att)</b>	1.000	ASU vs. Manhattan, Dec. 28, 1986 (3-of-3)
	1.000	WASH vs. WSU, Jan. 11, 1992 (3-of-3)

## MOST FREE THROWS

<b>Season</b>	686	ARIZ, 1988
<b>Game</b>	47	UCLA vs. USC, Mar. 10, 1956

## MOST FREE THROW ATTEMPTS

<b>Season</b>	971	ORE, 1953
<b>Game</b>	63	USC vs. Idaho, 1957
	63	OSU vs. ASU, Feb. 28, 1983

## HIGHEST FREE THROW PERCENTAGE

<b>Season</b>	.786	ARIZ, 2004 (511-of-650)
<b>Game (min 15 att.)</b>	1.000	WSU vs. ORE, Jan. 17, 2009 (28-of-28)

## REBOUNDS

<b>Season</b>	1670	UCLA, 1964 (30 games)
<b>Game</b>	86	CAL vs. Oklahoma City, Jan. 3, 1972

## HIGHEST REBOUNDING AVERAGE

<b>Season</b>	55.7	UCLA, 1964
---------------	------	------------

## DEFENSIVE FIELD GOAL PERCENTAGE

<b>Season</b>	.352	STAN, 2000
---------------	------	------------

## ASSISTS

<b>Season</b>	673	UCLA, 1974
<b>Game</b>	41	OSU vs. Texas-Wesleyan, Dec. 1, 1978

## STEALS

<b>Season</b>	358	ARIZ, 1997
<b>Game</b>	27	OSU vs. Hawaii-Hilo, Dec. 22, 1985

## BLOCKED SHOTS

<b>Season</b>	199	UCLA, 2011
<b>Game</b>	19	STAN vs. USC, Jan. 25, 2007

## MOST CONSECUTIVE VICTORIES

<b>*All Games</b>	88	UCLA, 1971-74
<b>*Regular Season Pac-12 Games</b>	76	UCLA, 1971-74
	50	UCLA, 1971-74
<b>*NCAA Tourney</b>	38	UCLA, 1964-74 (10 Tournaments)

## MOST CHAMPIONSHIPS

<b>*NCAA</b>	11	UCLA, 1964-65, 1967-73, 75, 95
<b>*Consec. NCAA Conference</b>	7	UCLA, 1967-73
	30	UCLA
<b>*Consec. Conf. Pac-12 Tournament</b>	13	UCLA, 1967-79
	4	ARIZ, 1988-90, 2002
	4	UCLA, 1987, 2006, 08, 14
<b>Consec. Conf. Tour.</b>	4	ARIZ, 1988-90, 2002

## WINS AND LOSSES

<b>Win Pct., All Games</b>	1.000	UCLA, 1964 (30-0)
	1.000	UCLA, 1972 (30-0)
	1.000	UCLA, 1973 (30-0)
	1.000	CAL, 1926 (14-0)
	1.000	CAL, 1927 (13-0)
<b>Wins, Season</b>	35	ARIZ, 1988
<b>*Consec. Win Seasons</b>	54	UCLA, 1949-2002
<b>*25-Win Ssns., Consec.</b>	10	UCLA, 1967-76
<b>20-Win Ssns., Consec.</b>	20	ARIZ, 1988-2007
<b>Wins, Conf. Season</b>	17	OSU, 1981
	17	ARIZ, 1988, '89, '93, '98, '03
	17	STAN, 2004
<b>Losses, Season</b>	27	WSU, 1953
<b>Losses, Conf. Season</b>	18	OSU, 2008
<b>Consec. Conf. Losses</b>	30	UCLA, 1937-40

## CONSECUTIVE VICTORIES vs. ONE OPPONENT

	52	UCLA vs. CAL, 1961-85
--	----	-----------------------

## CONSECUTIVE HOME VICTORIES vs. ONE OPPONENT

	46	UCLA vs. WSU, 1950-2004
--	----	-------------------------

## ATTENDANCE

<b>Largest, Pac-12 venue</b>	15,517	UCLA at USC (LA Sports Arena), Feb. 27, 1992
<b>Avg., Pac-12 venue</b>	14,587	ARIZ 2006
<b>Pac-12 Overall Avg.</b>	8,723	2008 (1,491,696 fans/171 games)
	8,388	2000 (1,258,249 fans/150 games)
	8,340	2009 (1,442,792 fans/173 games)
	8,337	2005 (1,225,525 fans/147 games)
	8,279	2007 (1,415,697 fans/171 games)
	8,157	2004 (1,182,772 fans/145 games)
	8,088	1996 (1,100,028 fans/136 games)

\* - NCAA record as of 2014 NCAA Records Book



**MOST POINTS**

<b>Career</b>	2608	Don MacLean, UCLA, 1989-92 (128 games)
<b>Conf. Career</b>	1486	Don MacLean, UCLA, 1989-92
<b>Season</b>	870	Lew Alcindor, UCLA, 1967 (30 games)
<b>Conf. Season</b>	500	Reggie Miller, UCLA, 1986 (18 games)
<b>Game</b>	61	Lew Alcindor, UCLA vs. WSU, Feb. 25, 1967
	61	Eddie House, ASU vs. CAL, Jan. 8, 2000

**HIGHEST SCORING AVERAGE**

<b>Career</b>	26.4	Lew Alcindor, UCLA, 1967-69
<b>Conf. Career</b>	25.6	Lew Alcindor, UCLA, 1967-69
<b>Season</b>	29.0	Lew Alcindor, UCLA, 1967
<b>Conf. Season</b>	27.8	Reggie Miller, UCLA, 1986

**MOST FIELD GOALS**

<b>Career</b>	943	Lew Alcindor, UCLA, 1967-69 (88 games)
	943	Don MacLean, UCLA, 1989-92 (128 games)
<b>Season</b>	346	Lew Alcindor, UCLA, 1967 (30 games)
<b>Game</b>	26	Lew Alcindor, UCLA vs. WSU, Feb. 25, 1967

**MOST FIELD GOAL ATTEMPTS**

<b>Career</b>	1776	Don MacLean, UCLA, 1989-92 (128 games)
<b>Season</b>	626	Ron Tomsic, STAN, 1953 (27 games)
<b>Game</b>	38	Gary Payton, OSU vs. USC, Feb. 22, 1990

**HIGHEST FIELD GOAL PERCENTAGE**

<b>*Career</b>	.678	Steve Johnson, OSU, 1977-81 (828-1222)
<b>*Season</b>	.746	Steve Johnson, OSU, 1981 (235-315) (NCAA Min. 5 made per game)
	.756	Jelani McCoy, UCLA, 1997 (152-201) (Pac-10 Min. 4 made per game)
<b>Game (min 10 att.)</b>	1.000	Steve Johnson, OSU vs. Hawaii-Hilo, Dec. 5, 1979 (13/13)
<b>Conf. Game</b>	1.000	Eric Boateng, ASU vs. STAN, Feb. 25, 2010 (11/11)
	1.000	Bryce Taylor, ORE vs. USC, Mar. 10, 2007 (11/11)
	1.000	Tommy Smith, ASU vs. WASH, Feb. 10, 2001 (11/11)
	1.000	Marques Johnson, UCLA vs. CAL, Feb. 27, 1976 (11/11)
	1.000	Three players tied (10/10)

**MOST THREE-POINT FIELD GOALS**

<b>Career</b>	342	Salim Stoudamire, ARIZ, 2002-05
<b>Season</b>	120	Salim Stoudamire, ARIZ, 2005
<b>Game</b>	10	Tajuan Porter, ORE vs. Portland St., Nov. 12, 2006
	10	Stevin Smith, ASU vs. ORE, Jan. 30, 1993
	10	Stevin Smith, ASU vs. OSU, Jan. 27, 1994
<b>Consecutive</b>	12	Brian Wright, WSU vs. OSU (4), ORE (8), Feb. 18-21, 1988

**MOST THREE-POINT FIELD GOAL ATTEMPTS**

<b>Career</b>	891	Stevin Smith, ASU, 1991-94
<b>Season</b>	300	Stevin Smith, ASU, 1993
<b>Game</b>	19	Anthony Pendleton, USC vs. STAN, Mar. 2, 1989 (8/19)

**HIGHEST THREE-POINT FIELD GOAL PERCENTAGE**

<b>Career</b>	.477	Todd Lichti, STAN, 1986-89 (112-235) (Min. 2 seasons)
<b>*Season</b>	.573	Steve Kerr, ARIZ, 1988 (114-199) (Min. 100 made per season)
<b>Game (min 5 att.)</b>	1.000	Maurice Jones, USC vs. South Carolina, Nov. 26, 2011 (7/7)
	1.000	Bryce Taylor, ORE vs. USC, Mar. 10, 2007 (7/7)
	1.000	Jawann McClellan, ARIZ vs. New Mexico St., Nov. 19, 2006 (7/7)
	1.000	Dion Cross, STAN vs. ARIZ, Mar. 7, 1996 (7/7)
	1.000	Two players tied (6/6)
	1.000	15 players tied (5/5)

\* - NCAA record as of 2014 NCAA Records Book

**MOST FREE THROWS**

<b>Career</b>	711	Don MacLean, UCLA, 1989-92
<b>Season</b>	248	Ike Diogu, ASU, 2005
<b>Game</b>	23	Bryan Rison, WSU vs. ORE, Feb. 14, 1980
<b>Consec., All Games</b>	62	Luke Ridnour, ORE, 2003
<b>Consec., Conf. Games</b>	62	Luke Ridnour, Jan. 4 - Feb. 22, 2003

**MOST FREE THROW ATTEMPTS**

<b>Career</b>	886	Adam Keefe, STAN, 1989-92
<b>Season</b>	328	Swede Halbrook, OSU, 1954
<b>Game</b>	28	Swede Halbrook, OSU vs. Idaho, Jan. 22, 1954 (made 13)

**HIGHEST FREE THROW PERCENTAGE**

<b>Career</b>	.880	Rod Foster, UCLA, 1980-83 (309/351)
<b>Season</b>	.950	Rod Foster, UCLA, 1982 (95/100)
<b>Game (min 10 att.)</b>	1.000	John Block, USC vs. WASH, Feb. 11, 1966 (21/21)

**MOST REBOUNDS**

<b>Career</b>	1375	Mel Counts, OSU, 1962-64
<b>Conf. Career</b>	687	Bill Walton, UCLA, 1972-74
<b>Season</b>	506	Bill Walton, UCLA, 1973
<b>Conf. Season</b>	282	Jim Loscutt, ORE, 1955
<b>Game</b>	36	Swede Halbrook, OSU vs. Idaho, Feb. 15, 1955

**HIGHEST REBOUNDING AVERAGE**

<b>Career</b>	15.7	Bill Walton, UCLA, 1972-74
<b>Conf. Career</b>	16.4	Bill Walton, UCLA, 1972-74
<b>Season</b>	17.2	Jim Loscutt, ORE, 1955
<b>Conf. Season</b>	17.6	Jim Loscutt, ORE, 1955

**MOST ASSISTS**

<b>Career</b>	938	Gary Payton, OSU, 1987-90
<b>Season</b>	294	Ahlon Lewis, ASU, 1998
<b>Game</b>	19	Russell Brown, ARIZ vs. Grand Canyon, Dec. 8, 1979
<b>Conf. Game</b>	18	Jason Kidd, CAL vs. STAN, Jan. 20, 1993

**HIGHEST ASSISTS AVERAGE**

<b>Career</b>	8.4	Jason Kidd, CAL, 1993-94
<b>Season</b>	9.19	Ahlon Lewis, ASU, 1998 (294 in 32 games)

**MOST STEALS**

<b>Career</b>	321	Gary Payton, OSU, 1987-90
<b>Season</b>	110	Jason Kidd, CAL, 1993
<b>Conf. Season</b>	66	Jason Kidd, CAL, 1993
<b>Game</b>	11	Tyus Edney, UCLA vs. George Mason, Dec. 22, 1994
<b>Conf. Game</b>	9	Brevin Knight, STAN vs. USC, Feb. 23, '95
	9	Bennett Davison, ARIZ vs. STAN, Feb. 28, 1998

**HIGHEST STEALS AVERAGE**

<b>Career</b>	3.5	Jason Kidd, CAL, 1993-94
<b>Season</b>	3.8	Jason Kidd, CAL, 1993
<b>Conf. Season</b>	3.7	Jason Kidd, CAL, 1993

**MOST BLOCKED SHOTS**

<b>Career</b>	314	Jordan Bachynski, ASU, 2011-14
<b>Season</b>	133	Jordan Bachynski, ASU, 2014
<b>*Game</b>	14	Loren Woods, ARIZ vs. ORE, Feb. 3, 2000
<b>Conf. Game</b>	14	Loren Woods, ARIZ vs. ORE, Feb. 3, 2000

**HIGHEST BLOCKED SHOTS AVERAGE**

<b>Career</b>	3.4	Loren Woods, ARIZ, 2000-01
<b>Season</b>	4.2	Rodger Farrington, ASU, 1997

**MOST PERSONAL FOULS**

<b>Career</b>	470	Steve Johnson, OSU, 1977-81
<b>Season</b>	126	Steve Johnson, OSU, 1977

**MOST MINUTES**

<b>Game</b>	63.5	Gene Ransom, CAL vs. ORE, Feb. 10, 1977 (5 OT)
-------------	------	--

## POINTS ALL GAMES (1,500-POINT CLUB)

1. 2608 Don MacLean, UCLA, 1989-92
2. 2555 Sean Elliott, ARIZ, 1986-89
3. 2336 Todd Lichti, STAN, 1986-89
4. 2325 Lew Alcindor, UCLA, 1967-69
5. 2319 Adam Keefe, STAN, 1989-92
6. 2172 Gary Payton, OSU, 1987-90
7. 2095 Reggie Miller, UCLA, 1984-87
7. 2095 Jason Kapon, UCLA, 2000-03
9. 2085 Ron Lee, ORE, 1973-76
10. 2073 Chris Welp, WASH, 1984-87
11. 2048 Harold Miner, USC, 1990-92
12. 2044 Eddie House, ASU, 1997-2000
13. 2035 Steve Johnson, OSU, 1977-81
14. 2003 Isaac Fontaine, WSU, 1994-97
15. 1984 Jeremy Veal, ASU, 1995-98
15. 1984 Jason Gardner, ARIZ, 2000-03
17. 1973 Mel Counts, OSU, 1962-64
18. 1970 Luke Jackson, ORE, 2001-2004
19. 1960 Salim Stoudamire, ARIZ, 2002-05
20. 1946 Ike Diogu, ASU, 2003-05
21. 1939 Anthony Taylor, ORE, 1984-88
22. 1925 Khalid Reeves, ARIZ, 1991-94
23. 1894 Steve Puidokas, WSU, 1974-77
24. 1880 C.J. Wilcox, WASH, 2011-14
25. 1849 Damon Stoudamire, ARIZ, 1992-95
26. 1846 Toby Bailey, UCLA, 1995-98
27. 1835 Jerome Randle, CAL, 2007-10
28. 1834 Ron Riley, ASU, 1993-96
29. 1829 Greg Ballard, ORE, 1973-77
30. 1818 Hassan Adams, ARIZ, 2003-06
31. 1815 Ed O'Bannon, UCLA, 1993-95
32. 1805 Jon Brockman, WASH, 2006-09
33. 1803 Tajuan Porter, ORE, 2007-10
34. 1801 J.R. Henderson, UCLA, 1995-98
35. 1798 Trevor Wilson, UCLA, 1987-90
36. 1792 Tracy Murray, UCLA, 1990-92
37. 1791 Michael Dickerson, ARIZ, 1995-98
38. 1789 Channing Frye, ARIZ, 2002-05
39. 1787 Quincy Pondexter, WASH, 2007-10
40. 1784 Charles O'Bannon, UCLA, 1994-97
41. 1776 Sean Lampley, CAL, 1998-2001
42. 1774 Bob Houbregs, WASH, 1951-53
43. 1767 Bill Walton, UCLA, 1972-74
44. 1756 Klay Thompson, WSU, 2009-11
45. 1745 Roberto Nelson, OSU, 2011-14
46. 1743 Todd MacCulloch, WASH, 1996-99
47. 1734 Josh Shipp, UCLA, 2005-09
48. 1727 Ronnie Coleman, USC, 1988-91
49. 1723 Casey Jacobsen, STAN, 2000-02
50. 1721 Isaiah Thomas, WASH, 2009-11
50. 1721 David Greenwood, UCLA, 1976-79
52. 1714 Brevin Knight, STAN, 1994-97
53. 1700 Eldridge Recasner, WASH, 1987-90
53. 1700 Patrick Christopher, CAL, 2007-10
55. 1697 Chase Budinger, ARIZ, 2007-09
56. 1694 A.C. Green, OSU, 1982-85
57. 1690 Gail Goodrich, UCLA, 1963-65
58. 1688 Lamond Murray, CAL, 1992-94
59. 1674 Orlando Williams, ORE, 1992-95
60. 1673 Stevin Smith, ASU, 1991-94
61. 1666 Joe Shipp, CAL, 2000-03
62. 1664 Miles Simon, ARIZ, 1995-98
63. 1659 Marques Johnson, UCLA, 1974-77
64. 1657 Sam Clancy, USC, 1999-2002
65. 1655 Stan Love, ORE, 1968-71



**Pac-12 Career Scoring Leader - Don MacLean, UCLA**

67. 1654 Kevin Johnson, CAL, 1984-87
67. 1654 Bob McKeen, CAL, 1952-55
- 68. 1652 Chasson Randle, STAN, 2012-current**
69. 1644 Fredrick Jones, ORE, 1999-2002
70. 1642 Malik Hairston, ORE, 2005-08
71. 1639 Darren Collison, UCLA, 2006-09
72. 1638 Kenny Fields, UCLA, 1981-84
73. 1635 Dion Cross, STAN, 1993-96
74. 1619 Chris Mills, ARIZ, 1991-93
75. 1615 Kimberly Belton, STAN, 1977-80
76. 1608 Leonard Taylor, CAL, 1985-89
77. 1606 Desmon Farmer, USC, 2001-04
78. 1599 Howard Wright, STAN, 1985-89
79. 1592 John Revell, STAN, 1980-84
80. 1591 Tim Young, STAN, 1995-99
81. 1590 Anthony Cook, ARIZ, 1986-89
82. 1588 Jeff Pendergraph, ASU, 2006-09
83. 1575 Shon Tarver, UCLA, 1991-94
84. 1572 Byron Scott, ASU, 1979-83
85. 1566 Claude Terry, STAN, 1970-72
86. 1563 Don Collins, WSU, 1977-80
87. 1561 Charlie Sitton, OSU, 1981-84
88. 1554 Blair Rasmussen, ORE, 1981-85
89. 1549 Steve Beck, ASU, 1984-87
90. 1548 James Edwards, WASH, 1974-77
91. 1546 E.J. Singler, ORE, 2010-13
92. 1540 Arron Afflalo, UCLA, 2005-07
93. 1537 Allen Crabbe, CAL, 2011-13
94. 1536 Brian Hendrick, CAL, 1990-93
95. 1530 Brock Motum, WSU, 2010-13
96. 1524 Wayne Carlander, USC, 1982-85
97. 1516 Steve Hawes, WASH, 1970-72
97. 1516 Keith Jones, STAN, 1980-84
99. 1515 Tyus Edney, UCLA, 1992-95
100. 1510 Aaron Brooks, ORE, 2004-07
101. 1504 Louie Nelson, WASH, 1971-73

## SCORING AVERAGE ALL GAMES

(Min. 2 seasons)

1. 26.4 Lew Alcindor, UCLA, 1967-69
2. 23.5 Harold Miner, USC, 1990-92
3. 22.2 Mel Counts, OSU, 1962-64
4. 22.2 Terrell Brandon, ORE, 1990-91
5. 20.7 Ike Diogu, ASU, 2003-05
6. 21.1 Swede Halbrook, OSU, 1954-55
6. 21.1 Stan Love, ORE, 1969-71
8. 20.8 Steve Hawes, WASH, 1970-72
9. 20.6 Claude Terry, STAN, 1970-72
10. 20.5 Don MacLean, UCLA, 1989-92

## FIELD GOALS ALL GAMES

1. 943 Lew Alcindor, UCLA, 1967-69
1. 943 Don MacLean, UCLA, 1989-92
3. 896 Sean Elliott, ARIZ, 1986-89
4. 838 Ron Lee, ORE, 1973-76
5. 830 Adam Keefe, STAN, 1989-92
6. 829 Gary Payton, OSU, 1987-90
7. 828 Steve Johnson, OSU, 1977-81
8. 820 Chris Welp, WASH, 1984-87
8. 820 Todd Lichti, STAN, 1986-89
10. 769 Reggie Miller, UCLA, 1984-87

## FIELD GOAL ATTEMPTS ALL GAMES

1. 2006 Ron Lee, ORE, 1973-76
2. 1794 Eddie House, ASU, 1997-2000
3. 1776 Don MacLean, UCLA, 1989-92
4. 1750 Sean Elliott, ARIZ, 1986-89
5. 1710 Gary Payton, OSU, 1987-90
6. 1675 Ron Riley, ASU, 1993-96
7. 1653 Mel Counts, OSU, 1962-64
8. 1597 Jeremy Veal, ASU, 1995-98
9. 1581 Bob McKeen, CAL, 1952-55
10. 1526 Harold Miner, USC, 1990-92

## FIELD GOAL PERCENTAGE ALL GAMES

(Min. 2 seasons/3 made per game)

1. .694 Jelani McCoy, UCLA, 1996-98  
(347-of-500)
2. .678 Steve Johnson, OSU, 1977-81  
(828-of-1222)
3. .664 Todd MacCulloch, WASH, 1996-99  
(702-of-1058)
4. .662 Mark McNamara, CAL, 1981-82  
(413-of-624)
5. .651 Bill Walton, UCLA, 1972-74  
(747-of-1147)
6. .639 Lew Alcindor, UCLA, 1967-69  
(943-of-1476)
7. .642 Fred Ferguson, WSU, 1993-94  
(172-of-268)
8. .613 Joseph Blair, ARIZ, 1993-1996  
(470-of-767)
9. .608 Jason Collins, STAN, 1997-2001  
(262-of-431)
10. .607 Vic Bartolome, OSU, 1968-70  
(463-of-763)

**POINTS  
CONFERENCE GAMES  
(1,000-POINT CLUB)**

1. 1486 Don MacLean, UCLA, 1989-92
2. 1340 Todd Lichti, STAN, 1986-89
3. 1331 Sean Elliott, ARIZ, 1986-89
4. 1330 Gary Payton, OSU, 1987-90
5. 1305 Harold Miner, USC, 1990-92
6. 1300 Adam Keefe, STAN, 1989-92
7. 1234 Reggie Miller, UCLA, 1984-87
8. 1219 Jason Kapon, UCLA, 2000-03
9. 1209 Jeremy Veal, ASU, 1995-98
10. 1199 Isaac Fontaine, WSU, 1994-97
11. 1191 Anthony Taylor, ORE, 1985-88
12. 1166 Salim Stoudamire, ARIZ, 2002-05
13. 1156 Chris Welp, WASH, 1984-87
14. 1143 Steve Johnson, OSU, 1977-81
15. 1141 Ike Diogu, ASU, 2003-05
16. 1137 Eddie House, ASU, 1997-2000
17. 1127 Luke Jackson, ORE, 2001-04
18. 1116 Orlando Williams, ORE, 1992-95
19. 1113 Todd MacCulloch, WASH, 1996-99
20. 1112 Damon Stoudamire, ARIZ, 1992-95
21. 1107 Khalid Reeves, ARIZ, 1991-94
22. 1103 Lamond Murray, CAL, 1992-94
23. 1100 Ron Riley, ASU, 1993-96
24. 1096 Steve Beck, ASU, 1984-87
25. 1089 Ron Lee, ORE, 1973-76
26. 1084 A.C. Green, OSU, 1982-85
27. 1079 Eldridge Recasner, WASH, 1987-90
28. 1072 Ronnie Coleman, USC, 1988-91
29. 1068 Brevin Knight, STAN, 1994-97
30. 1064 Kenny Fields, UCLA, 1981-84
31. 1057 Blair Rasmussen, ORE, 1982-85
32. 1055 Channing Frye, ARIZ, 2002-05
33. 1054 David Greenwood, UCLA, 1976-79
34. 1053 Kevin Johnson, CAL, 1984-87
35. 1050 Lew Alcindor, UCLA, 1967-69
36. 1042 Jason Gardner, ARIZ, 2000-03
37. 1037 Quincy Pondexter, WASH, 2007-10
38. 1033 Dion Cross, STAN, 1993-96
39. 1030 Casey Jacobsen, STAN, 2000-02
40. 1030 Stevin Smith, ASU, 1991-94
41. 1028 Ed O'Bannon, UCLA, 1993-95
42. 1026 Don Collins, WSU, 1977-80
43. 1023 Sean Lampley, CAL, 1998-2001
44. 1013 Charles O'Bannon, UCLA, 1994-97
45. 1011 Kimberly Belton, STAN, 1977-80
46. 1008 Toby Bailey, UCLA, 1995-98
47. 1006 Roberto Nelson, OSU, 2011-14
48. 1002 Tracy Murray, UCLA, 1990-92

**SCORING AVERAGE  
CONFERENCE GAMES  
(Min. 2 seasons)**

1. 25.6 Lew Alcindor, UCLA, 1967-69
2. 24.2 Harold Miner, USC, 1990-92
3. 23.2 Terrell Brandon, ORE, 1990-91
4. 22.2 Claude Terry, STAN, 1970-72
5. 21.9 Stan Love, ORE, 1969-71  
Don MacLean, UCLA, 1989-92
7. 21.3 Steve Hawes, WASH, 1970-72
8. 21.1 Ike Diogu, ASU, 2003-05
9. 20.9 Ed Gray, CAL, 1996-97
10. 20.5 Bill Walton, UCLA, 1972-74

**3-POINT FIELD GOALS  
ALL GAMES**

1. 345 Tajuan Porter, ORE, 2007-10
2. 342 Salim Stoudamire, ARIZ, 2002-05
3. 323 Stevin Smith, ASU, 1991-94
4. 318 Jason Gardner, ARIZ, 2000-03
5. 317 Jason Kapon, UCLA, 2000-03
6. 301 C.J. Wilcox, WASH, 2011-14
7. 282 Orlando Williams, ORE, 1992-95
8. 280 Rihards Kuksiks, ASU, 2008-11
9. 273 Ty Abbott, ASU, 2008-11
10. 272 Damon Stoudamire, ARIZ, 1992-95

**3-POINT FIELD GOAL ATTEMPTS  
ALL GAMES**

1. 896 Tajuan Porter, ORE, 2007-10
2. 891 Stevin Smith, ASU, 1991-94
3. 875 Jason Gardner, ARIZ, 2000-03
4. 831 Ron Riley, ASU, 1993-96
5. 773 C.J. Wilcox, WASH, 2011-14
6. 757 Ty Abbott, ASU, 2008-11
7. 747 Salim Stoudamire, ARIZ, 2002-05
8. 718 Orlando Williams, ORE, 1992-95
9. 710 Jason Kapon, UCLA, 2000-03
10. 696 Rihards Kuksiks, 2008-11

**3-POINT FIELD GOAL PCT.  
ALL GAMES**

- (Min. 100 made and two seasons)
1. .477 Todd Lichti, STAN, 1986-89  
(112-of-235)
  2. .463 Terry Taylor, STAN, 1986-89  
(156-of-337)
  3. .458 Salim Stoudamire, ARIZ, 2002-05  
(342-of-747)
  4. .457 Isaac Fontaine, WSU, 1994-97  
(208-of-455)
  5. .446 Jason Kapon, UCLA, 2000-02  
(317-of-710)
  6. .440 Theo Robertson, CAL, 2006-10  
(154-of-350)
  7. .437 Dion Cross, STAN, 1993-1996  
(241-of-551)
  8. .435 Darren Collison, UCLA, 2006-09  
(164-of-377)
  9. .431 Chris Hernandez, STAN, 2002-06  
(198-of-459)
  10. .429 Kenny Amman, STAN, 1990-91  
(105-of-245)

(Steve Kerr, ARIZ, redshirted during the first season of the three-pointer, 1986-87. In 1987-88, his senior year, he shot 57.3 percent (114-of-199) from that distance)

**FREE THROWS  
ALL GAMES**

1. 711 Don MacLean, UCLA, 1989-92
2. 671 Ike Diogu, ASU, 2003-05
3. 652 Adam Keefe, STAN, 1990-92
4. 625 Sean Elliott, ARIZ, 1986-89
5. 591 Brevin Knight, STAN, 1994-97
6. 584 Todd Lichti, STAN, 1986-89
7. 543 Mel Counts, OSU, 1962-64
8. 532 John Revelli, STAN, 1981-84
9. 516 Jason Gardner, ARIZ, 2000-03
10. 506 Luke Jackson, ORE, 2001-04

**FREE THROW ATTEMPTS  
ALL GAMES**

1. 886 Adam Keefe, STAN, 1989-92
2. 854 Ike Diogu, ASU, 2003-05
3. 827 Don MacLean, UCLA, 1989-92
4. 786 Sean Elliott, ARIZ, 1986-89
5. 741 Brevin Knight, STAN, 1994-97
6. 726 John Revelli, STAN, 1981-84
7. 702 J.R. Henderson, UCLA, 1995-98
8. 699 Lew Alcindor, UCLA, 1967-69
9. 695 Todd Lichti, STAN, 1986-89
10. 693 Mel Counts, OSU, 1962-64

**FREE THROW PERCENTAGE  
ALL GAMES**

- (Min. 2 seasons/2 made per game)
1. .881 Jerome Randle, CAL, 2007-10  
(393-of-446)
  2. .880 Rod Foster, UCLA, 1980-83  
(309-of-351)
  3. .871 Tajuan Porter, ORE, 2007-10  
(290-of-333)
  4. .8699 Salim Stoudamire, ARIZ, 2002-05  
(388-of-446)
  5. .8691 Ryan Mendez, STAN, 1998-01  
(186-of-214)
  6. .868 Rob Closs, ORE, 1977-79  
(145-of-167)
  7. .86698 Arthur Lee, STAN, 1996-99  
(365-of-421)
  8. .86695 Curtis Allen, WASH, 2001-04  
(202-of-233)
  9. .862 Chris Stephens, OSU, 2003-06  
(224-of-260)
  10. .860 Don MacLean, UCLA, 1989-92  
(711-of-827)

**REBOUNDS  
ALL GAMES  
(750-REBOUND CLUB)**

1. 1375 Mel Counts, OSU, 1962-64
2. 1370 Bill Walton, UCLA, 1972-74
3. 1367 Lew Alcindor, UCLA, 1967-69
4. 1283 Jon Brockman, WASH, 2006-09
5. 1119 Adam Keefe, STAN, 1989-92
6. 1114 Greg Ballard, ORE, 1974-77
7. 1081 Tim Young, STAN, 1995-99
8. 1067 Ron Riley, USC, 1970-72
9. 1051 Doug Smart, WASH, 1957-59
10. 1022 David Greenwood, UCLA, 1976-79
11. 1019 Bob McKeen, CAL, 1951-55
12. 1001 Trevor Wilson, UCLA, 1987-90
13. 997 Doug McClary, WASH, 1951-53
14. 995 Chris Welp, WASH, 1984-87
15. 992 Steve Puidokas, WSU, 1974-77  
Don MacLean, UCLA, 1989-92
17. 975 Todd MacCulloch, WASH, 1996-99  
975 Channing Frye, ARIZ, 2002-05
19. 971 Bob Houbregs, WASH, 1951-53
20. 955 Kimberly Belton, STAN, 1977-80
21. 945 Steve Hawes, WASH, 1970-72
22. 944 Rich Kelley, STAN, 1973-75
23. 942 Jeff Pendergraph, ASU, 2006-09
24. 940 Ansley Truitt, CAL, 1970-72
25. 927 Mark Hendrickson, WSU, 1993-96
26. 903 Maarty Leunen, ORE, 2005-08
27. 900 Willie Naulls, UCLA, 1954-56
28. 898 Brian Hendrick, CAL, 1990-93

29.	897	Marques Johnson, UCLA, 1974-77
30.	896	Dan Gadzuric, UCLA, 1999-2002
	896	Taj Gibson, USC, 2007-09
32.	894	Sidney Wicks, UCLA, 1969-71
33.	890	Chet Noe, ORE, 1950-53
34.	889	Sean Lampley, CAL, 1998-2001
35.	880	A.C. Green, OSU, 1982-85
36.	862	Doug True, CAL, 1977-80
37.	861	Anthony Cook, ARIZ, 1986-89
		Mark Madsen, STAN, 1997-2000
39.	860	Max Anderson, ORE, 1954-56
		Howard Wright, STAN, 1985-89
41.	853	Dwight Powell, STAN, 2011-14
42.	846	Jim Loscutoff, ORE, 1950-55
43.	844	Jim McKean, WSU, 1966-68
44.	839	Sam Clancy, USC, 1999-2002
45.	837	Ted Werner, WSU, 1963-65
46.	834	Josh Huestis, STAN, 2011-14
47.	832	Bruno Boin, WASH, 1956-59
	832	Michael Wright, ARIZ, 1999-01
49.	831	John Rudometkin, USC, 1960-62
50.	828	Dave Gambee, OSU, 1956-58
51.	827	Charlie Sells, WSU, 1960-62
52.	822	Allen Young, USC, 1963-65
53.	821	Ronnie Coleman, USC, 1988-91
54.	820	Ed O'Bannon, UCLA, 1993-95
54.	818	Stan Love, ORE, 1968-71
		J.R. Henderson, UCLA, 1995-98
56.	817	A.J. Bramlett, ARIZ, 1996-99
57.	814	Dave Butler, CAL, 1983-87
58.	808	Sean Elliott, ARIZ, 1986-89
59.	806	Derrick Dowell, USC, 1984-87
60.	802	Ike Diogu, ASU, 2003-05
61.	798	John Revelli, STAN, 1980-84
62.	797	Charles O'Bannon, UCLA, 1994-97
63.	796	Curtis Rowe, UCLA, 1969-71
64.	792	James Edwards, WASH, 1974-77
65.	791	Dwight Morrison, Idaho, 1952-54
		Fred Slaughter, UCLA, 1962-64
67.	785	Steve Johnson, OSU, 1977-80
68.	784	Leonard Taylor, CAL, 1985-89
69.	775	Carlos Daniel, WSU, 1995-98
		L.R. Mbaha a Moute, UCLA, 2006-08
71.	768	Roy Irvin, USC, 1953-559
		Ed Corell, WASH, 1961-63
73.	767	Wayne Carlander, USC, 1982-85
74.	766	Solomon Hill, ARIZ, 2010-13
75.	763	Jaha Wilson, USC, 1994-97
	763	Jordan Hill, ARIZ, 2007-09
77.	762	Eric Moreland, OSU, 2012-14
78.	755	Tom Dose, STAN, 1962-64
	755	David Bluthenthal, USC, 1999-2002
80.	757	Quincy Pondexter, WASH, 2007-10
81.	752	Detlef Schrempf, WASH, 1982-85
82.	751	Don Bragg, UCLA, 1952-55

Conference figures do not include Pac-12 Tournament games (1987-90, 2002-14)

## REBOUNDING AVERAGE

### ALL GAMES

(Min. 2 seasons)

1.	15.7	Bill Walton, UCLA, 1972-74
2.	15.5	Lew Alcindor, UCLA, 1967-69
3.	15.4	Mel Counts, OSU, 1962-64
4.	14.8	Jim Loscutoff, ORE, 1951-55
5.	14.6	Bob Peterson, ORE, 1951-52
6.	13.7	Ron Riley, USC, 1970-72
7.	13.5	Doug Smart, WASH, 1957-59
8.	13.1	Steve Hawes, WASH, 1970-72
9.	12.8	Swede Halbrook, OSU, 1954-55
		Bob Presley, CAL, 1968-69

## REBOUNDS

### CONFERENCE GAMES

1.	724	Jon Brockman, WASH, 2006-09
2.	687	Bill Walton, UCLA, 1972-74
3.	676	Chris Welp, WASH, 1984-87
4.	646	Doug Smart, WASH, 1957-59
5.	627	Adam Keefe, STAN, 1989-92
6.	600	Lew Alcindor, UCLA, 1967-69
7.	597	Trevor Wilson, UCLA, 1987-90
8.	581	Don MacLean, UCLA, 1989-92
9.	569	Ron Riley, USC, 1970-72
10.	567	Kimberly Belton, STAN, 1977-80

## REBOUNDING AVERAGE

### CONFERENCE GAMES

(Min. 2 seasons)

1.	16.4	Bill Walton, UCLA, 1972-74
2.	14.6	Lew Alcindor, UCLA, 1967-69
3.	14.2	Steve Hawes, WASH, 1970-72
4.	13.5	Ron Riley, USC, 1970-72
		Doug Smart, WASH, 1957-59
6.	13.1	Ted Werner, WSU, 1964-65
7.	12.9	Swede Halbrook, OSU, 1954-55
8.	12.4	Willie Naulls, UCLA, 1954-56
9.	12.1	Bob Presley, CAL, 1968-69
10.	11.9	Rich Kelley, STAN, 1973-75

## ASSISTS

### ALL GAMES

(Min. 2 seasons)

1.	938	Gary Payton, OSU, 1987-90
2.	833	Pooh Richardson, UCLA, 1986-89
3.	810	Russell Brown, ARIZ, 1978-81
4.	780	Brevin Knight, STAN, 1994-97
5.	779	Brandon Granville, USC, 1999-2002
6.	670	Mustafa Shakur, ARIZ, 2004-07
7.	663	Damon Stoudamire, ARIZ, 1992-95
8.	652	Tyus Edney, UCLA, 1992-95
9.	636	Darrick Martin, UCLA, 1989-92
10.	622	Jason Gardner, ARIZ, 2000-03

## STEALS

### ALL GAMES (Min. 2 seasons)

1.	321	Gary Payton, OSU, 1986-90
2.	298	Brevin Knight, STAN, 1994-97
3.	258	Eddie House, ASU, 1997-2000
4.	246	Stevin Smith, ASU, 1990-94
5.	245	Jason Terry, ARIZ, 1996-99
6.	238	Hassan Adams, ARIZ, 2003-06
7.	236	Lafayette Lever, ASU, 1979-82
8.	235	Earl Watson, UCLA, 1998-2001
9.	228	Brandon Granville, USC, 1999-2002
10.	225	Jason Gardner, ARIZ, 2000-03

## BLOCKED SHOTS

### ALL GAMES

1.	314	Jordan Bachynski, ASU, 2011-14
2.	278	Anthony Cook, ARIZ, 1986-89
3.	258	Channing Frye, ARIZ, 2002-05
4.	253	Taj Gibson, USC, 2007-09
5.	207	Michael Stewart, CAL, 1994-97
6.	195	Sam Clancy, USC, 1999-2002
7.	191	Mario Bennett, ASU, 1991-95
8.	190	Josh Huestis, STAN, 2011-14
9.	188	Jelani McCoy, UCLA, 1996-98
10.	186	Chris Welp, WASH, 1984-87
	186	Loren Woods, ARIZ, 2000-01

## TRIPLE-DOUBLES

### (All points-rebounds-assists)

(Since 1985)

1.	4	Jason Kidd, CAL
		vs. Md.-Baltimore County, Dec. 10, 1993 (17-11-11)
		vs. ARIZ, Jan. 13, 1994 (17-11-11)
		vs. STAN, Jan. 20, 1994 (15-10-18)
		vs. UCLA, Jan. 30, 1994 (18-14-12)
2.	3	Andre Iguodala, ARIZ
		vs. Texas, Dec. 9, 2003 (13-13-10)
		vs. Liberty, Dec. 28, 2003 (13-11-11)
		vs. UCLA, Feb. 14, 2004 (14-11-10)
3.	2	Loren Woods, ARIZ
		vs. ORE, Feb. 3, 2000 (16-10-14)*
		vs. WASH, Jan. 12, 2001 (13-10-10)*
		Luke Jackson, ORE
		vs. WASH, Feb. 17, 2001 (14-11-10)
		vs. Florida A&M, Dec. 20, 2002 (14-11-10)
5.	1	Kevin Johnson, CAL
		vs. ARIZ, Jan. 22, 1987 (22-10-12)
		Gary Payton, OSU
		vs. Portland, Nov. 26, 1989 (20-14-11)
		Matt Muehlebach, ARIZ
		vs. USC, Mar. 9, 1990 (10-11-10)
		Chris Mills, ARIZ
		vs. Northern Arizona, Dec. 18, 1991 (19-10-10)
		Damon Stoudamire, ARIZ
		vs. ORE, Feb. 23, 1995 (32-12-14)
		Jelani McCoy, UCLA
		vs. Maryland, Dec. 9, 1995 (15-10-11)*
		Toby Bailey, UCLA
		vs. Stephen F. Austin, Dec. 18, 1995 (23-10-10)
		Luke Walton, ARIZ
		vs. USC, Jan. 17, 2002 (27-11-10)
		Brook Lopez, STAN
		vs. USC, Jan. 25, 2007 (18-11-12)*
		Kyle Weaver, WSU
		vs. STAN, Jan. 13, 2007 (14-13-10)
		Daniel Hackett, USC
		vs. South Carolina, Nov. 17, 2008 (22-10-10)
		Jordan Bachynski, ASU
		vs. CS Northridge, Dec. 8, 2013 (13-12-12)

\* - Points-rebounds-blocks

**MOST POINTS**

**ALL GAMES**

1. 870 Lew Alcindor, UCLA, 1967
2. 848 Khalid Reeves, ARIZ, 1994
3. 846 Bob Houbregs, WASH, 1953
4. 789 Harold Miner, USC, 1992
5. 775 Mel Counts, OSU, 1964
6. 750 Reggie Miller, UCLA, 1986
7. 746 Gary Payton, OSU, 1990
8. 745 Terrell Brandon, ORE, 1991
9. 744 Gail Goodrich, UCLA, 1965
10. 743 Sean Elliott, ARIZ, 1988

**HIGHEST SCORING AVERAGE**

**ALL GAMES**

1. 29.0 Lew Alcindor, UCLA, 1967
2. 26.7 Mel Counts, OSU, 1964
3. 26.6 Terrell Brandon, ORE, 1991
4. 26.3 Harold Miner, USC, 1992
5. 26.2 Lew Alcindor, UCLA, 1968
6. 25.9 Reggie Miller, UCLA, 1986
7. 25.7 Gary Payton, OSU, 1990
8. 25.6 Bob Houbregs, WASH, 1953
9. 25.3 Adam Keefe, STAN, 1992
10. 25.2 John Block, USC, 1966

**FRESHMAN SCORING AVERAGE**

**ALL GAMES**

1. 21.1 Shareef Abdur-Rahim, CAL, 1996
2. 20.6 Harold Miner, USC, 1990
3. 20.7 O.J. Mayo, USC, 2008
4. 19.7 Jerryd Bayless, ARIZ, 2008
5. 19.0 Ike Diogu, ASU, 2003
6. 18.6 Don MacLean, UCLA, 1989
7. 18.5 Jahii Carson, ASU, 2013
8. 18.4 Cliff Robinson, USC, 1978
9. 17.9 Shabazz Muhammad, UCLA, 2013
10. 17.8 James Harden, ASU, 2008

**MOST FIELD GOALS**

**ALL GAMES**

1. 346 Lew Alcindor, UCLA, 1967
2. 325 Bob Houbregs, WASH, 1953
3. 303 Lew Alcindor, UCLA, 1969
4. 294 Lew Alcindor, UCLA, 1968
5. 288 Gary Payton, OSU, 1990
6. 283 Byron Scott, ASU, 1983
7. 281 Chris Welp, WASH, 1987
8. 277 Gail Goodrich, UCLA, 1965
- 277 Bill Walton, UCLA, 1973
10. 276 Richard Washington, UCLA, 1976
- 276 Khalid Reeves, ARIZ, 1994

**MOST FIELD GOAL ATTEMPTS**

**ALL GAMES**

1. 626 Ron Tomsic, STAN, 1953
2. 623 Eddie House, ASU, 2000
3. 604 Bob Houbregs, WASH, 1953
4. 590 Ron Lee, ORE, 1975
5. 582 Willie Naulls, UCLA, 1956
6. 579 Mel Counts, OSU, 1964
7. 574 Mel Counts, OSU, 1963
8. 572 Khalid Reeves, ARIZ, 1994
- 571 Gary Payton, OSU, 1990
- 571 Harold Miner, USC, 1992

**HIGHEST FIELD GOAL PCT.**

**ALL GAMES** (Min. 3.0 made per game)

1. .756 Jelani McCoy, UCLA, 1997 (152-of-201)
2. 746 Steve Johnson, OSU, 1981 (235-of-315)
3. .710 Steve Johnson, OSU, 1980 (211-of-297)
4. .702 Mark McNamara, CAL, 1982 (231-of-329)
5. .676 Todd MacCulloch, WASH, 1997 (163-of-241)
- .676 Jelani McCoy, UCLA, 1996 (138-of-204)
7. .667 Lew Alcindor, UCLA, 1967 (346-of-519)
8. .66477 Eric Boateng, ASU, 2010 (117-of-176)
9. .66475 Bill Walton, UCLA, 1974 (232-of-349)
10. .662 Todd MacCulloch, WASH, 1999 (210-of-317)

**MOST 3-POINT FIELD GOALS**

**ALL GAMES**

1. 120 Salim Stoudamire, ARIZ, 2005
2. 114 Steve Kerr, ARIZ, 1988
3. 113 Stevin Smith, ASU, 1993
4. 112 Damon Stoudamire, ARIZ, 1995
5. 110 Tajuan Porter, ORE, 2007
6. 106 Jason Gardner, ARIZ, 2002
7. 98 Klay Thompson, WSU, 2011
8. 96 Stevin Smith, ASU, 1994
9. 94 Orlando Williams, ORE, 1995
10. 93 Phil Glenn, USC, 1993
- 93 Damon Stoudamire, ARIZ, 1994
- 93 Luke Ridnour, ORE, 2002
- 93 Rihards Kuksiks, ASU, 2009
- 93 Jeremy Green, STAN, 2010

**MOST 3-POINT FIELD GOAL ATT.**

**ALL GAMES**

1. 300 Stevin Smith, ASU, 1993
2. 276 Jason Gardner, ARIZ, 2002
3. 265 Damon Stoudamire, ARIZ, 1994
4. 260 Stevin Smith, ASU, 1994
5. 252 Tajuan Porter, ORE, 2007
6. 249 Desmon Farmer, USC, 2004
7. 246 Klay Thompson, WSU, 2011
8. 244 Jeremy Green, STAN, 2010
9. 243 Dwayne Hackett, USC, 1993
10. 241 Damon Stoudamire, ARIZ, 1995

**HIGHEST 3-POINT FIELD GOAL PCT.**

**ALL GAMES** (Min. 1.0 made per game)

1. .573 Steve Kerr, ARIZ, 1988 (114-of-199)
2. .568 Derrick Williams, ARIZ, 2011 (42-of-74)
3. .527 Grant Leep, WASH, 2002 (39-of-74)
4. .525 Darren Collison, UCLA, 2008 (53-of-101)
5. .517 Todd Lichti, STAN, 1988 (46-of-89)
6. .515 Michael Roll, UCLA, 2009 (51-of-99)
7. .514 Michael McDonald, STAN 2001 (56-of-109)

8. .513 Matt Anderson, ASU, 1989 (41-of-80)
9. .5042 Salim Stoudamire, ARIZ, 2005 (120-of-238)
10. .5038 Jason Calliste, ORE, 2014 (65-of-129)

**MOST FREE THROWS**

**ALL GAMES**

1. 248 Ike Diogu, ASU, 2005
2. 247 Derrick Williams, ARIZ, 2011
3. 243 Ike Diogu, ASU, 2004
4. 237 Mel Counts, OSU, 1964
5. 232 Harold Miner, USC, 1992
6. 211 Khalid Reeves, ARIZ, 1994
7. 206 Roberto Nelson, OSU, 2014
8. 204 James Harden, ASU, 2009
9. 203 Adam Keefe, STAN, 1991
10. 202 Reggie Miller, UCLA, 1986

**MOST FREE THROW ATTEMPTS**

**ALL GAMES**

1. 331 Derrick Williams, ARIZ, 2011
2. 328 Swede Halbrook, OSU, 1954
3. 316 Mel Counts, OSU, 1964
4. 311 Ike Diogu, ASU, 2005
5. 298 Ike Diogu, ASU, 2004
6. 294 Milo McIvor, WSU, 1921
7. 286 Harold Miner, USC, 1992
8. 283 Larry Beck, WSU, 1956
9. 281 Dean Parsons, WASH, 1954
10. 274 Lew Alcindor, UCLA, 1967

**HIGHEST FREE THROW PCT.**

**ALL GAMES** (Min. 2.0 made per game)

1. .950 Rod Foster, UCLA, 1982 (95-of-100)
2. .933 Jerome Randle, CAL, 2010 (139-of-149)
3. .931 Ryan Mendez, STAN, 2001 (94-of-101)
4. .923 Kevin Mixon, ORE, 1991 (60-of-65)
5. .921 Don MacLean, UCLA, 1992 (197-of-214)
6. .920 Dion Cross, STAN, 1996 (81-of-88)
7. .918 Tajuan Porter, ORE, 2010 (56-of-61)
8. .914 Chris Hernandez, STAN, 2004 (96-of-105)
9. .910 Salim Stoudamire, ARIZ, 2005 (122-of-134)
10. .909 Rod Foster, UCLA, 1981 (60-of-66)
- Tajuan Porter, ORE, 2007 (80-of-88)
- E.J. Singler, ORE, 2012 (110-of-121)

## MOST ASSISTS ALL GAMES

- 294 Ahlon Lewis, ASU, 1998
- 272 Jason Kidd, CAL, 1994
- 256 Larry Drew II, UCLA, 2013
- 248 Brandon Granville, USC, 2000
- 247 Russell Brown, ARIZ, 1979
- 244 Gary Payton, OSU, 1989
- 236 Pooh Richardson, UCLA, 1989
- 235 Gary Payton, OSU, 1990
- 234 Brevin Knight, STAN, 1997
- 233 Kyle Anderson, UCLA, 2014
- 233 Marcell Capers, ASU, 1995

## MOST ASSISTS ALL GAMES - FRESHMAN

- 229 Gary Payton, OSU, 1987
- 222 Jason Kidd, CAL, 1993
- 197 Russell Brown, ARIZ, 1979
- 179 Pooh Richardson, UCLA, 1986
- 178 Mike Bibby, ARIZ, 1997
- 177 Jahii Carson, ASU, 2013
- 175 Jelani Gardner, CAL, 1995
- 175 Kenya Wilkins, ORE, 1994
- 162 Jason Gardner, ARIZ, 2000
- 161 Baron Davis, UCLA, 1998

## MOST STEALS ALL GAMES

- 110 Jason Kidd, CAL, 1993
- 100 Gary Payton, OSU, 1990
- 95 JOrdan Adams, UCLA, 2014
- 94 Jeff Trepagnier, USC, 2000
- 91 Jared Cunningham, OSU, 2012
- 91 Gary Payton, OSU, 1989
- 91 Lester Connor, OSU, 1982
- 89 Malcolm Armstead, ORE, 2011
- 85 Jared Cunningham, OSU, 2011
- 85 Jason Terry, ARIZ, 1997

## MOST STEALS ALL GAMES - FRESHMAN

- 110 Jason Kidd, CAL, 1993
- 77 Baron Davis, UCLA, 1998
- 77 Brevin Knight, STAN, 1994
- 76 Mike Bibby, ARIZ, 1997
- 73 James Harden, ASU, 2008
- 73 Jordan Adams, UCLA, 2013
- 71 Gilbert Arenas, ARIZ, 2000
- 69 Maurice Jones, USC, 2011
- 68 Errick Craven, USC, 2002
- 66 Tony Wroten, WASH, 2012

## MOST REBOUNDS ALL GAMES

- 506 Bill Walton, UCLA, 1973
- 489 Mel Counts, OSU, 1964
- 485 Mel Counts, OSU, 1963
- 466 Lew Alcindor, UCLA, 1967
- 466 Bill Walton, UCLA, 1972
- 465 Bob Peterson, ORE, 1952
- 461 Lew Alcindor, UCLA, 1968
- 448 Jim Loscutoff, ORE, 1955
- 440 Lew Alcindor, UCLA, 1969
- 415 Kevin Love, UCLA, 2008

## HIGHEST REBOUNDING AVERAGE ALL GAMES

- 17.2 Jim Loscutoff, ORE, 1955
- 16.9 Mel Counts, OSU, 1964
- 16.9 Bill Walton, UCLA, 1973
- 16.6 Bob Peterson, ORE, 1952
- 16.5 Lew Alcindor, UCLA, 1968
- 15.6 Mel Counts, OSU, 1963
- 15.5 Lew Alcindor, UCLA, 1967
- 15.5 Bill Walton, UCLA, 1972
- 15.3 Ron Riley, USC, 1971
- 14.8 Steve Hawes, WASH, 1971

## MOST REBOUNDS ALL GAMES - FRESHMAN

- 415 Kevin Love, UCLA, 2008
- 321 Taj Gibson, USC, 2007
- 318 Luc Richard Mbah a Moute, UCLA, 2006
- 303 Aaron Gordon, ARIZ, 2014
- 302 Kyle Anderson, UCLA, 2013
- 269 Ryan Anderson, CAL, 2007
- 256 Leon Powe, CAL, 2004
- 254 Michael Wright, ARIZ, 1999
- 249 Bob McKean, CAL, 1952
- 249 Tim Young, STAN, 1995
- 249 Ike Diogu, ASU, 2003

## HIGHEST REBOUNDING AVERAGE ALL GAMES - FRESHMAN

- 10.6 Kevin Love, UCLA, 2008
- 9.6 Cliff Robinson, USC, 1978
- 9.5 Leon Powe, CAL, 2004
- 8.9 Steve Puidokas, WSU, 1974
- 8.8 Michael Wright, ARIZ, 1999
- 8.7 Taj Gibson, USC, 2007
- 8.6 Bob McKean, CAL, 1952
- 8.6 Tim Young, STAN, 1995
- 8.6 Kyle Anderson, UCLA, 2013
- 8.4 Shareef Abdur-Rahim, CAL, 1996

## BLOCKED SHOTS ALL GAMES

- 133 Jordan Bachynski, ASU, 2014
- 120 Jordan Bachynski, ASU, 2013
- 115 Mario Bennett, ASU, 1995
- 113 Rodger Farrington, ASU, 1997
- 102 Jelani McCoy, UCLA, 1996
- 102 Loren Woods, ARIZ, 2000
- 100 Taj Gibson, USC, 2009
- 85 Channing Frye, ARIZ, 2005
- 84 Anthony Cook, ARIZ, 1989
- 84 Loren Woods, ARIZ, 2001
- 84 Taj Gibson, USC, 2008

## BLOCKED SHOTS ALL GAMES - FRESHMAN

- 102 Jelani McCoy, UCLA, 1996
- 73 Robin Lopez, STAN, 2007
- 69 Taj Gibson, USC, 2007
- 69 Eric Moreland, OSU, 2012
- 59 Michael Stewart, CAL, 1994
- 55 Mario Bennett, ASU, 1992
- 54 Spencer Hawes, WASH, 2007
- 54 Jamal Sampson, CAL, 2002
- 52 Kevin Love, UCLA, 2008
- 50 Anthony Cook, ARIZ, 1986
- 50 Channing Frye, ARIZ, 2002

## PAC-12 MEN'S BASKETBALL – BEST SEASON PERFORMANCE (Conference games only)

### MOST POINTS CONFERENCE GAMES

- 500 Reggie Miller, UCLA, 1986
- 486 Terrell Brandon, ORE, 1991
- 484 Harold Miner, USC, 1992
- 463 Adam Keefe, STAN, 1992
- 454 Gary Payton, OSU, 1990
- 454 Lamond Murray, CAL, 1994
- 442 Don Collins, WSU, 1980
- 424 Harold Miner, USC, 1991
- 417 Khalid Reeves, ARIZ, 1994
- 416 Damon Stoudamire, ARIZ, 1995

### HIGHEST SCORING AVERAGE CONFERENCE GAMES

- 27.8 Reggie Miller, UCLA, 1986
- 27.5 Lew Alcindor, UCLA, 1968
- 27.5 John Block, USC, 1966
- 27.4 Lew Alcindor, UCLA, 1967
- 27.3 Stan Love, ORE, 1971
- 27.0 Terrell Brandon, ORE, 1991
- 26.9 Harold Miner, USC, 1992
- 26.1 Ed Gray, CAL, 1997
- 25.7 Adam Keefe, STAN, 1992
- 25.2 Gary Payton, OSU, 1990
- 25.2 Lamond Murray, CAL, 1994

### MOST REBOUNDS CONFERENCE GAMES

- 282 Jim Loscutoff, ORE, 1955
- 239 Bill Walton, UCLA, 1972
- 231 Willie Naulls, UCLA, 1956
- 229 Chet Noe, ORE, 1953
- 228 Bill Walton, UCLA, 1973
- 226 Doug Smart, WASH, 1959
- 226 Todd MacCulloch, WASH, 1999
- 224 Adam Keefe, STAN, 1992
- 223 Bob Peterson, ORE, 1952
- 223 Jon Brockman, WASH, 2009

### HIGHEST REBOUNDING AVERAGE CONFERENCE GAMES

- 17.6 Jim Loscutoff, ORE, 1955
- 17.1 Bill Walton, UCLA, 1972
- 16.3 Lew Alcindor, UCLA, 1968
- 16.3 Bill Walton, UCLA, 1973
- 15.1 Steve Hawes, WASH, 1971
- 15.0 Ron Riley, USC, 1971
- 15.0 Ron Riley, USC, 1972
- 14.8 Steve Hawes, WASH, 1972
- 14.4 Willie Naulls, UCLA, 1956
- 14.4 Bill Walton, UCLA, 1974

**SELECTED CATEGORIES**

**INDIVIDUAL**

**MOST POINTS - ALL GAMES**

1. 61 Lew Alcindor, UCLA vs. WSU, Feb. 25, 1967
- 61 Eddie House, ASU vs. CAL, Jan. 8, 2000
3. 58 Gary Payton, OSU vs. USC, Feb. 22, 1990
4. 56 Lew Alcindor, UCLA vs. USC, Dec. 3, 1966
5. 50 Hank Luisetti, STAN vs. Duquesne, Jan. 1, 1938
6. 49 Bob Houbregs, WASH vs. Idaho, Jan. 10, 1953  
Casey Jacobsen, STAN vs. ASU, Jan. 31, 2002
8. 48 Mel Counts, OSU vs. Louisiana State, Dec. 26, 1963  
Gary Payton, OSU vs. Loyola Marymount, Dec. 19, 1989  
Ed Gray, CAL vs. WSU, Feb. 22, 1997

Times 40 or more (multiple efforts only): Alcindor 6; House 4; Houbregs, Greg Ballard 3, Payton 3; John Block, Mel Counts, Gail Goodrich, Casey Jacobsen, Brian Quinnett, Reggie Miller, Damon Stoudamire, Klay Thompson 2

**MOST POINTS - ALL GAMES (Freshman)**

1. 41 Don MacLean, UCLA vs. North Texas State, Dec. 30, 1988

**MOST POINTS - CONFERENCE GAME**

1. 61 Lew Alcindor, UCLA vs. WSU, Feb. 25, 1967  
61 Eddie House, ASU vs. CAL, Jan. 8, 2000
3. 58 Gary Payton, OSU vs. USC, Feb. 22, 1990
4. 49 Bob Houbregs, WASH vs. Idaho, Jan. 10, 1953  
Casey Jacobsen, STAN vs. ASU, Jan. 31, 2002
6. 48 Ed Gray, CAL vs. WSU, Feb. 22, 1997
7. 45 John Block, USC vs. WASH, Feb. 11, 1966  
Paul Williams, ASU vs. USC, Mar. 10, 1983  
Damon Stoudamire, ARIZ vs. STAN, Jan. 14, 1995
10. 44 John Block, USC vs. ORE, Feb. 18, 1966  
Lew Alcindor, UCLA vs. CAL, Jan. 12, 1968  
Brian Quinnett, WSU vs. USC, Jan. 29, 1989  
Jason Kapono, UCLA vs. WSU, Jan. 4, 2003

**MOST POINTS - CONFERENCE GAME (Freshman)**

1. 39 Cliff Robinson, USC vs. CAL, Feb. 2, 1978  
Jerryd Bayless, ARIZ vs. ASU, Feb. 10, 2008

**MOST REBOUNDS - ALL GAMES**

1. 36 Swede Halbrook, OSU vs. Idaho, Feb. 15, 1955
2. 32 Swede Halbrook, OSU vs. Idaho, Feb. 14, 1955  
Jim Loscutt, ORE vs. Brigham Young, Jan. 28, 1955
4. 30 Ed Corell, WASH vs. ORE, 1962 (date n/a)
5. 28 Steve Hawes, WASH vs. STAN, 1972 (date n/a)  
Willie Naulls, UCLA vs. ASU, Jan. 28, 1956  
Cliff Robinson, USC vs. Portland State, Jan. 20, 1978  
David Bluthenthal, USC vs. ASU, Jan. 20, 2000
8. 27 Rich Kelley, STAN vs. Kentucky, Dec. 22, 1974  
Jim McKean, WSU vs. West Virginia, Dec. 28, 1966  
Bob Presley, CAL vs. St. Mary's, Dec. 6, 1967  
Bill Walton, UCLA vs. Loyola (Chicago), Jan. 25, 1973  
Bill Walton, UCLA vs. Maryland, Dec. 1, 1973

Times 25 or more: Halbrook 3; Presley, Walton 2

**MOST REBOUNDS - CONFERENCE GAME**

1. 36 Swede Halbrook, OSU vs. Idaho, Feb. 15, 1955
2. 32 Swede Halbrook, OSU vs. Idaho, Feb. 14, 1955
3. 28 Steve Hawes, WASH vs STAN, 1972
4. David Bluthenthal, USC vs. ASU, Jan. 20, 2000
5. 26 Dean Parsons, WASH vs. Idaho, 1955
6. 25 Bob Presley, CAL vs. OSU, Feb. 24, 1968  
Ron Riley, USC vs. WSU, 1972
8. 24 Lew Alcindor, UCLA vs. WSU, Feb. 25, 1967  
Ted Werner, WSU vs. UCLA, Feb. 13, 1965

**MOST ASSISTS - ALL GAMES**

1. 19 Russell Brown, ARIZ vs. Grand Canyon, Dec. 8, 1979
2. 18 Jason Kidd, CAL vs. STAN, Jan. 20, 1994
3. 17 Russell Brown, ARIZ vs. CAL, Feb. 2, 1979
4. 16 Rafael Stone, WASH vs. CAL, 1969-70  
Ahlon Lewis, ASU vs. Northern Arizona, Dec. 3, 1997  
Earl Watson, UCLA vs. Maryland, Mar. 18, 2000  
Mitch Johnson, STAN vs. Marquette, Mar. 22, 2008
7. 15 Nine times. Last; Johnathan Loyd, ORE vs. Ole Miss, Dec. 8, 2013

**MOST ASSISTS - CONFERENCE GAME**

1. 18 Jason Kidd, CAL vs. STAN, Jan. 20, 1994
2. 17 Russell Brown, ARIZ vs. CAL, Feb. 2, 1979
3. 16 Rafael Stone, WASH vs. CAL, 1970 (date n/a)
4. 15 Chester Dorsey, WASH vs. UCLA, 1975 (date n/a)  
Gary Payton, OSU vs. ASU, Nov. 30, 1989  
Donminic Ellison, WSU vs. CS Northridge, Jan. 25, 1995  
Curtis Allen, WASH vs. ASU, Jan. 10, 2002  
Darren Collison, UCLA vs. ARIZ, Feb. 17, 2007
9. 14 Six times. Last; Will Conroy, WASH vs. CAL, Mar. 3, 2005

**MOST STEALS - ALL GAMES**

1. 11 Tyus Edney, UCLA vs. George Mason, Dec. 22, 1994
2. 10 Brevin Knight, STAN vs. McNeese State, 1994  
Jeff Trepagnier, USC vs. Utah State, Nov. 11, 1999
4. 9 Jason Hamilton, WASH vs. Eastern Wash., Nov. 28, 1995  
Kenya Wilkins, ORE vs. Boise State, Dec. 20, 1996  
Bennett Davison, ARIZ vs. STAN, Feb. 28, 1998  
Darren Collison, UCLA vs. Long Beach State, Nov. 28, 2006
8. 8 15 times. Last; Jordan Adams, UCLA vs. Sac. State, Nov. 18, 2013

**MOST BLOCKED SHOTS - ALL GAMES**

1. 14 Loren Woods, ARIZ vs. ORE, Feb. 3, 2000
2. 12 Brook Lopez, STAN vs. USC, Jan. 25, 2007
- 12 Jordan Bachynski, ASU vs. CS Northridge, Dec. 8, 2013

**TEAM**

**MOST POINTS - ALL GAMES**

1. 149 UCLA vs. Loyola Marymount (98), Dec. 2, 1990
2. 134 UCLA vs. UC Irvine (101), Nov. 23, 1990
3. 133 UCLA vs. Louisiana State (84), Dec. 23, 1969  
ARIZ vs. Duquesne (78), Nov. 27, 1987
5. 131 WSU vs. Prairie View A&M (89), Jan. 14, 1991
6. 130 WASH vs. Chico State (67), Dec. 1, 1992
7. 129 STAN vs. Yale (108), Dec. 6, 1986
8. 127 UCLA vs. Miami, Fla. (69), Dec. 12, 1969  
CAL vs. Oklahoma City (67), Jan. 3, 1972  
ARIZ vs. ASU (99), Jan. 15, 1998

**MOST POINTS - CONFERENCE GAME**

1. 127 ARIZ vs. ASU (99), Jan. 15, 1998
2. 121 UCLA vs. WSU (77), Jan. 4, 1964  
ASU vs. WASH (90), Dec. 22, 1988
4. 120 UCLA vs. STAN (90), Feb. 27, 1970  
UCLA vs. STAN (74), Feb. 26, 1976
6. 119 UCLA vs. ORE (78), Feb. 16, 1969
7. 118 UCLA vs. STAN (79), Jan. 14, 1972
8. 116 UCLA vs. STAN (78), Jan. 14, 1967  
OSU vs. ARIZ (80), Jan. 13, 1979  
STAN vs. UCLA (110), Dec. 23, 1987 (20T)  
ARIZ vs. WASH (61), Dec. 20, 1988  
ARIZ vs. ASU (80), Feb. 18, 1993

## WINNING PERCENTAGE (Conference Games Only)

COACH, SCHOOL	YRS	W-L	PCT
1. Gary Cunningham, UCLA (1978-79)	2	29-3	.906
2. Ben Cherrington, CAL (1917)	1	5-1	.833
3. Gene Bartow, UCLA (1976-77)	2	23-5	.821
4. John Wooden, UCLA (1949-75)	27	304-74	.810
5. Dean Walker, ORE (1919)	1	11-3	.786
6. Ernie Holbrook, USC (1943-44)	2	7-2	.778
7. Lute Olson, ARIZ (1984-07)	24	327-101	.764
8. Bob Evans, STAN (1919-20)	2	9-3	.750
9. Jim Rosborough, ARIZ (2001)	1	3-1	.750
10. Jim Harrick, UCLA (1989-96)	8	107-37	.743
11. Walter Powell, STAN (1921)	1	8-3	.727
12. Larry Farmer, UCLA (1982-84)	3	39-15	.722
13. Pete Newell, CAL (1955-60)	6	63-26	.708
<b>14. Sean Miller, ARIZ (2010-)</b>	<b>5</b>	<b>63-27</b>	<b>.700</b>
15. Larry Brown, UCLA (1980-81)	2	25-11	.694
16. Ben Howland, UCLA (2004-13)	10	121-58	.676
17. Earl Wright, CAL (1920-24)	4	30-15	.667
18. Ralph Miller, OSU (1971-89)	19	204-106	.658
19. Tippy Dye, WASH (1951-59)	9	99-52	.656
20. Mike Montgomery, STAN/CAL (1986-04/09-14)	24	282-150	.653
21. Walt Hazzard, UCLA (1985-88)	4	47-25	.653
22. Hec Edmundson, WASH (1921-47)	27	266-146	.646
23. Sam Barry, USC (1930-41, 1946-50)	17	137-76	.643
24. Ned Wulk, ASU (1978-82)	4	46-26	.639
25. Steve Lavin, UCLA (1997-03)	7	80-46	.635
26. Dave MacMillan, ID (1921-27)	6	36-21	.632
27. E.J. Stewart, OSU (1916)	1	5-3	.625
(n/a) Kilduff, CAL (1916)	1	5-3	.625
Trent Johnson, STAN (2005-08)	4	45-27	.625
30. Tony Bennett, WSU (2007-09)	3	32-22	.593
<b>31. Lorenzo Romar, WASH (2003-)</b>	<b>12</b>	<b>127-89</b>	<b>.588</b>
32. Howard Hobson, ORE (1936-47)	11	108-77	.584
<b>33. Dana Altman, ORE (2011-)</b>	<b>4</b>	<b>42-30</b>	<b>.583</b>
34. Julie Bestos, USC (1942)	1	7-5	.583
35. Nibs Price, CAL (1925-54)	30	192-138	.582
<b>36. Tad Boyle, COLO (2012-)</b>	<b>3</b>	<b>31-23</b>	<b>.574</b>
37. Bob Boyd, USC (1967-79)	13	106-80	.570
38. Bob Hager, OSU (1923-28)	6	34-27	.557
39. Tim Floyd, USC (2006-09)	4	39-33	.542
40. Everett May, OSU (1917)	1	7-6	.538
41. Slats Gill, OSU (1929-64)	31	276-241	.534
42. John Bunn, STAN (1931-38)	8	52-46	.531
43. John Warren, ORE (1945-51)	5	44-39	.530
44. Art McLarney, WASH (1948-50)	3	27-25	.519
45. Ben Braun, CAL (1997-08)	12	110-106	.509
46. William Reinhart, ORE (1924-35)	12	80-80	.500
Andy Russo, WASH (1986-89)	4	36-36	.500
Bob Weinbauer, ASU (1983-85)	3	27-27	.500
Leo Calland, USC (1928-29)	2	10-10	.500
Russ Pennell, ARIZ (2009)	1	9-9	.500
William Hollender, CAL (1919-20)	2	7-7	.500
Bob Cantu, USC (2013)	1	7-7	.500
53. Marv Harshman, WSU/WASH (1959-71/1972-85)	23	176-177	.499
54. Stan Morrison, USC (1980-86)	7	62-64	.492
55. Dick Harter, ORE (1972-78)	7	48-50	.490
56. Paul Valenti, OSU (1960-70)	6	41-43	.488
57. Andy Kerr, STAN (1923-26)	4	12-13	.480
58. Bill Borchert, ORE (1952-56)	5	38-42	.475
59. Jack Friel, WSU (1929-58)	30	232-257	.474
Lou Campanelli, CAL (1986-92)	8	64-71	.474
<b>61. Ernie Kent, ORE/WSU (1998-2010/14-)</b>	<b>13</b>	<b>109-125</b>	<b>.466</b>
62. Bill Frieder, ASU (1990-97)	8	67-77	.465
63. Henry Bibby, USC (1996-04)	9	71-82	.464
<b>64. Johnny Dawkins, STAN (2009-)</b>	<b>6</b>	<b>49-59</b>	<b>.454</b>
65. Howard Dallmar, STAN (1955-75)	21	132-160	.452
Tex Winter, WASH (1969-71)	3	19-23	.452
67. Everett Dean, STAN (1939-51)	11	60-73	.451
68. John Davidson, WASH (1916-17)	2	9-11	.450
69. Forrest Twogood, ID/USC (1937-41/1951-66)	21	135-168	.446
70. Don Newman, ASU (1998)	1	8-10	.444
71. George Raveling, WSU/USC (1973-83/1987-94)	19	140-178	.440
<b>72. Herb Sendek, ASU (2007-)</b>	<b>8</b>	<b>63-81</b>	<b>.438</b>
73. Charles Finley, ID (1948-54)	7	49-63	.438
74. Jim Anderson, OSU (1990-95)	6	47-61	.435
75. R.B. Rutherford, OSU (1921-22)	2	12-16	.429
76. Jerry Green, ORE (1993-97)	5	38-52	.422
77. Claude Hunt, WASH (1919)	1	5-7	.417
Leonard Allison, WASH (1920)	1	5-7	.417
79. Jim Padgett, CAL (1969-72)	4	23-33	.411
80. Don Monson, ORE (1984-92)	9	66-96	.407
81. John Grayson, WASH (1960-63)	4	19-28	.404
82. Gene VanGent, STAN (1922)	1	4-6	.400
83. Bob Bender, WASH (1994-02)	9	63-97	.394
Fred Snowden, ARIZ (1973-82)	4	28-44	.389
85. Sly Huntington, ORE (1920)	1	5-8	.385
86. Rob Evans, ASU (1999-06)	8	55-89	.382
Kevin O'Neill, ARIZ/USC (2008/10-13)	5	29-47	.382
88. Kelvin Sampson, WSU (1988-94)	7	48-78	.381
89. Fred Bohler, WSU (1909-26)	9	38-62	.380
90. Husky Hunt, STAN (1927-30)	4	12-20	.375
91. Rene Herrerias, CAL (1961-68)	8	40-67	.374
92. Wilbur Johns, UCLA (1940-48)	9	34-58	.370
93. Craig Robinson, OSU (2009-14)	6	39-69	.361
94. Steve Patterson, ASU (1984-88)	4	23-41	.359
95. Harlan Hodges, ID (1955-59)	5	28-52	.350
96. Tom Davis, STAN (1982-86)	4	25-47	.347
97. Dick Edwards, CAL (1973-78)	6	29-55	.345
98. Kevin Eastman, WSU (1995-99)	5	31-59	.344
99. Mac Duckworth, WASH (1964-68)	5	24-47	.338
100. Dick Bennett, WSU (2004-06)	3	18-36	.333
Charlie Parker, USC (1995-96)	2	9-18	.333
Bill Hargiss, OSU (1919-20)	2	8-16	.333
Bobby Muth, USC (1944-45)	2	3-6	.333
104. Ken Bone, WSU (2010-14)	5	29-61	.322
105. Len Stevens, WSU (1984-87)	4	23-49	.319
Larry Nance, WASH (1990-93)	4	22-47	.319
<b>107. Lynn Krystkowiak, UTAH (2012-)</b>	<b>3</b>	<b>17-37</b>	<b>.315</b>
108. J.A. Brown, ID (1943-46)	4	21-46	.313
109. Robert Burnett, STAN (1952-54)	3	11-25	.306
110. Steve Belko, ORE (1957-71)	10	44-102	.301
111. Jim Haney, ORE (1979-83)	5	27-63	.300
112. Dick Kuchen, CAL (1979-85)	7	37-89	.294
113. George Bohler, ORE (1921-23)	3	10-26	.278
Jim Saia, USC (2005)	1	5-13	.278
115. Jay John, OSU (2003-08)	6	28-74	.275
116. Rich Fox, ID (1928-36)	9	35-97	.265
117. Todd Bozeman, CAL (1993-96)	4	14-40	.259
118. Bob Schermerhorn, ASU (1989)	1	2-6	.250
Bill Hunter, USC (1922)	1	1-3	.250
120. Eddie Payne, OSU (1995-00)	5	22-68	.244
121. Dick DiBiasi, STAN (1975-81)	7	27-87	.237
122. J.W. Stewart, MONT (1924-29)	6	12-41	.226
123. Ritchie McKay, OSU (2001-02)	2	8-28	.222
124. Caddy Works, UCLA (1922-39)	12	28-102	.215
125. Les Turner, USC (1923-27)	5	6-22	.214
Bob Greenwood, WSU (1972)	1	3-11	.214
127. Karl Schlademan, WSU (1927-28)	2	4-16	.200
128. George Dahlberg, MONT (1938)	1	3-17	.150
129. Paul Graham, WSU (2000-03)	4	9-63	.125
Guy Wicks, ID (1947)	2	4-28	.125
<b>Andy Enfield, USC (2014-)</b>	<b>1</b>	<b>2-16</b>	<b>.125</b>
132. Ben Lindsey, ARIZ (1983)	1	1-17	.056
133. Russel Wilson, STAN (1918)	1	0-6	.000
Hugo Bezdek, ORE (1917)	1	0-8	.000
Kevin Mouton, OSU (2008)	1	0-12	.000



**CAREER VICTORIES (Conference Games Only)**

COACH, SCHOOL	YRS	W-L	PCT
1. Lute Olson, ARIZ (1984-07)	24	327-101	.764
2. John Wooden, UCLA (1949-75)	27	304-74	.810
3. Mike Montgomery, STAN/CAL (1986-04/09-14)	24	282-150	.653
4. Slats Gill, OSU (1929-1964)	31	276-241	.534
5. Hec Edmundson, WASH (1921-47)	27	266-146	.646
6. Jack Friel, WSU (1929-58)	30	232-257	.474
7. Ralph Miller, OSU (1971-89)	19	204-106	.658
8. Nibs Price, CAL (1925-54)	30	192-138	.582
9. Marv Harshman, WSU/WASH (1959-71/1972-85)	23	176-177	.499
10. George Raveling, WSU/USC (1973-83/1987-94)	19	140-178	.440
11. Sam Barry, USC (1930-41, 1946-50)	17	137-76	.643
12. Forrest Twogood, ID/USC (1937-41/1951-66)	21	135-168	.446
13. Howard Dallmar, STAN (1955-75)	21	132-160	.452
<b>14. Lorenzo Romar, WASH (2003-)</b>	<b>12</b>	<b>127-89</b>	<b>.588</b>
15. Ben Howland, UCLA (2004-13)	10	121-58	.676
16. Ben Braun, CAL (1997-08)	12	110-106	.509
<b>17. Ernie Kent, ORE/WSU (1998-2010/14-)</b>	<b>13</b>	<b>109-125</b>	<b>.466</b>
18. Howard Hobson, ORE (1936-47)	11	108-77	.584
19. Jim Harrick, UCLA (1989-96)	8	107-37	.743
20. Bob Boyd, USC (1967-79)	13	106-80	.570
21. Tippy Dye, WASH (1951-59)	9	99-52	.656
22. Steve Lavin, UCLA (1997-03)	7	80-46	.641
William Reinhart, ORE (1924-35)	12	80-80	.500
24. Henry Bibby, USC (1996-05)	9	71-82	.464
Bill Frieder, ASU (1990-97)	8	67-77	.465
26. Don Monson, ORE (1984-92)	9	66-96	.407
27. Lou Campanelli, CAL (1986-92)	8	64-71	.474
28. Pete Newell, CAL (1955-60)	6	63-26	.708
<b>Sean Miller, ARIZ (2010-)</b>	<b>5</b>	<b>63-27</b>	<b>.700</b>
<b>Herb Sendek, ASU (2007-)</b>	<b>8</b>	<b>63-81</b>	<b>.438</b>
Bob Bender, WASH (1994-02)	9	63-97	.394
32. Stan Morrison, USC (1980-86)	7	62-64	.492
33. Everett Dean, STAN (1939-51)	11	60-73	.451
34. Rob Evans, ASU (1999-06)	8	55-89	.382
35. John Bunn, STAN (1931-38)	8	52-46	.531
<b>36. Johnny Dawkins, STAN (2009-)</b>	<b>6</b>	<b>49-59</b>	<b>.454</b>
Charles Finley, ID (1948-54)	7	49-63	.438
38. Dick Harter, ORE (1972-78)	7	48-50	.490
Kelvin Sampson, WSU (1988-94)	7	48-78	.381
40. Walt Hazzard, UCLA (1985-88)	4	47-25	.653
Jim Anderson, OSU (1990-95)	6	47-61	.435
41. Ned Wulk, ASU (1958-82)	4	46-26	.639
42. Trent Johnson, STAN (2005-08)	4	45-27	.625
43. John Warren, ORE (1945-51)	5	44-39	.530
Steve Belko, ORE (1957-71)	10	44-102	.301
<b>45. Dana Altman, ORE (2011-)</b>	<b>4</b>	<b>42-30</b>	<b>.583</b>
46. Paul Valenti, OSU (1965-70)	6	41-43	.488
47. Rene Herreras, CAL (1961-68)	8	40-67	.374
48. Larry Farmer, UCLA (1982-84)	3	39-15	.722
Tim Floyd, USC (2006-09)	4	39-33	.542
Craig Robinson, OSU (2009-14)	6	39-69	.361
51. Bill Borchert, ORE (1952-56)	5	38-42	.475
Jerry Green, ORE (1993-97)	5	38-52	.422
Fred Bohler, WSU (1909-26)	9	38-62	.380
54. Dick Kuchen, CAL (1979-85)	7	37-89	.294
55. Dave MacMillan, ID (1921-27)	6	36-21	.632
Andy Russo, WASH (1986-89)	4	36-36	.500
57. Rich Fox, ID (1928-36)	9	35-97	.265
58. Bob Hager, OSU (1923-28)	6	34-27	.557
Wilbur Johns, UCLA (1940-48)	9	34-58	.370
60. Tony Bennett, WSU (2007-09)	3	32-22	.593
<b>61. Tad Boyle, COLO (2012-)</b>	<b>3</b>	<b>31-23</b>	<b>.574</b>
Kevin Eastman, WSU (1995-99)	5	31-59	.344
Earl Wright, CAL (1921-24)	4	30-15	.667
64. Gary Cunningham, UCLA (1978-79)	2	29-3	.906
Dick Edwards, CAL (1973-78)	6	29-55	.345
Kevin O'Neill, ARIZ/USC (2008/10-13)	5	29-47	.382
Ken Bone, WSU (2010-14)	5	29-61	.322
68. Fred Snowden, ARIZ (1973-82)	4	28-44	.389

Harlan Hodges, ID (1955-59)	5	28-52	.350
Caddy Works, UCLA (1922-39)	12	28-102	.215
Jay John, OSU (2003-08)	5	28-74	.275
73. Art McLarney, WASH (1948-50)	3	27-25	.519
Bob Weinbauer, ASU (1983-85)	3	27-27	.500
Jim Haney, ORE (1979-1983)	5	27-63	.300
Dick DiBiasi, STAN (1975-81)	7	27-87	.237
77. Larry Brown, UCLA (1980-81)	2	25-11	.694
Tom Davis, STAN (1982-86)	4	25-47	.347
Mac Duckworth, WASH (1964-68)	5	24-47	.338
80. Gene Bartow, UCLA (1976-77)	2	23-5	.821
Jim Padgett, CAL (1969-72)	4	23-33	.411
Steve Patterson, ASU (1986-89)	4	23-41	.359
Len Stevens, WSU (1984-87)	4	23-49	.319
84. Lynn Nance, WASH (1990-93)	4	22-47	.319
Eddie Payne, OSU (1995-99)	5	22-68	.244
86. J.A. Brown, ID (1943-46)	4	21-46	.313
87. Tex Winter, WASH (1969-71)	3	19-23	.452
John Grayson, WASH (1960-63)	4	19-28	.404
89. Dick Bennett, WSU (2004-06)	3	18-36	.333
<b>90. Larry Krystkowiak, UTAH (2012-)</b>	<b>3</b>	<b>17-37</b>	<b>.315</b>
91. Todd Bozeman, CAL (1993-96)	4	14-40	.259
92. Andy Kerr, STAN (1923-26)	4	12-13	.480
R.B. Rutherford, OSU (1921-22)	2	12-16	.429
Husky Hunt, STAN (1927-30)	4	12-20	.375
J.W. Stewart, MONT (1924-29)	6	12-41	.226
96. Dean Walker, ORE (1919)	1	11-3	.786
Robert Burnett, STAN (1952-54)	3	11-25	.306
98. Leo Calland, USC (1928-29)	2	10-10	.500
George Bohler, ORE (1921-23)	3	10-26	.278
100. Russ Pennell, ARIZ (2009)	1	9-9	.500
Bob Evans, STAN (1919-20)	2	9-3	.750
John Davidson, WASH (1916-17)	2	9-11	.450
Charlie Parker, USC (1995-96)	2	9-18	.333
104. Paul Graham, WSU (2000-03)	4	9-63	.125
105. Walter Powell, STAN (1921)	1	8-3	.727
Don Newman, ASU (1998)	1	8-10	.444
Bill Hargiss, OSU (1919-1920)	2	8-16	.333
Ritchie McKay, OSU (2001-02)	2	8-28	.222
109. Ernie Holbrook, USC (1943-44)	2	7-2	.778
Julie Bestos, USC (1942)	1	7-5	.583
Everett May, OSU (1917)	1	7-6	.538
William Hollender, CAL (1919-20)	2	7-7	.500
Bob Cantu, USC (2013)	2	7-7	.500
114. Les Turner, USC (1923-1927)	5	6-22	.214
115. Ben Cherrington, CAL (1917)	1	5-1	.833
(n/a) Kilduff, CAL (1916)	1	5-3	.625
E.J. Stewart, OSU (1916)	1	5-3	.625
Leonard Allison, WASH (1920)	1	5-7	.417
Claude Hunt, WASH (1919)	1	5-7	.417
Sly Huntington, ORE (1920)	1	5-8	.385
121. Jim Saia, USC (2005)	1	5-13	.278
122. Gene VanGent, STAN (1922)	1	4-6	.400
Karl Schlademan, WSU (1927-28)	2	4-16	.200
Guy Wicks, ID (1947)	2	4-28	.125
125. Jim Rosborough, ARIZ (2001)	1	3-1	.750
Bobby Muth, USC (1944-45)	2	3-6	.333
Bob Greenwood, WSU	1	3-11	.214
George Dahlberg, MONT (1938)	1	3-17	.150
129. Bob Schermerhorn, ASU (1989)	1	2-6	.250
<b>Andy Enfield, USC (2014-)</b>	<b>1</b>	<b>2-16</b>	<b>.125</b>
131. Bill Hunter, USC (1922)	1	1-3	.250
Ben Lindsey, ARIZ (1983)	1	1-17	.056
133. Russell Wilson, STAN (1918)	1	0-6	.000
Hugo Bezdek, ORE (1917)	1	0-8	.000
Kevin Mouton, OSU (2008)	1	0-12	.000

Coaching records include all regular season and divisional and conference playoff games, but do not reflect forfeits. Active coaches are **bold**.

## 1915-16

F Adolph Siebets, OSU  
F Jack Davidson, WASH  
C Dan Foster, CAL  
G P.A. Embury, CAL  
G Ira Mix, OSU

## 1916-17

F Adolph Siebets, OSU  
F Ivan Price, WSU  
C George Hjelte, CAL  
G Roy Bohler, WSU  
G Steve Staatz, WASH

## 1917-18

No Conference competition.

## 1918-19

F Ed Durno, ORE  
F McClellan Rockey, WSU  
C Henry Anderson, CAL  
G Hal Chapman, ORE  
G Irving Cook, WASH

## 1919-20

F Ed Durno, ORE  
F McClellan Rockey, WSU  
C C.E. Righter, STAN  
G Arthur Eggleston, CAL  
G Irving Cook, WASH

## 1920-21

F Ed Durno, ORE  
F C.E. Righter, STAN  
C Henry Sielk, WASH  
G Arthur Eggleston, CAL  
G Fred Adams, STAN

## 1921-22

F John Talt, CAL  
F Al Fox, IDA  
C Marshall Hjelte, OSU  
G Jimmy Bryan, WASH  
G Amory Gill, OSU

## 1922-23

F Al Fox, IDA  
F John Talt, CAL  
C Hugh Latham, ORE  
G Harold Telford, IDA  
G J.R. Crawford, WASH

## 1923-24

F Amory Gill, OSU  
F John Talt, CAL  
C Hugh Latham, ORE  
G Aubrey Kincaid, CAL  
G Dick Welts, WASH

## 1924-25

F Bob Hesketh, WASH  
F Harold Ridings, OSU  
C Bill Higgins, CAL  
G Carlos Steele, OSU  
G Algot Westergren, ORE

## 1925-26

F Albert Schuss, WASH  
F Jerry Gunther, ORE  
C Bill Higgins, CAL  
G George Dixon, CAL  
G Algot Westergren, ORE

## 1926-27

F Francis Watson, CAL  
F Morris Badgro, USC  
C Roy Okerberg, ORE  
G George Dixon, CAL  
G Algot Westergren, ORE

## 1927-28

F Monty Snider, WASH  
F Jesse Mortenson, USC  
C Jack Bruner, USC  
G Alfred James, WASH  
G Rufus Gregory, CAL

## 1928-29

F Vern Corbin, CAL  
F Frank McMillan, IDA  
C Harold McClary, WASH  
G Harlow Rotherth, STAN  
G Joel Coffield, CAL

## 1929-30

F Kent Pursel, CAL  
F Henry Swanson, WASH  
C Jesse Mortenson, USC  
G John Lehnars, USC  
G Art McLarney, WSU

## 1930-31

F Richard Linthicum, UCLA  
F Henry Swanson, WASH  
C Wilbur Caldwell, USC  
G Ralph Cairney, WASH  
G Joel Coffield, CAL

## 1931-32

F Joe Kintana, CAL  
F Jerry Nemer, USC  
C Huntley Gordon, WSU  
G Ralph Cairney, WASH  
G Carl Vendt, CAL

## 1932-33

F Jerry Nemer, USC  
F Hal Eifert, CAL  
C Ed Lewis, OSU  
G Julie Bescos, USC  
G Hal Lee, WASH

## 1933-34

F Bob Galer, WASH  
F Hal Eifert, CAL  
C Lee Guttero, USC  
G Hal Lee, WASH  
G Julie Bescos, USC

## 1934-35

F Jack Hupp, USC  
F Bob Galer, WASH  
C Lee Guttero, USC  
G George Hibbard, OSU  
G Bryan Moore, STAN

## 1935-36

F Hank Luisetti, STAN  
F Wally Palmberg, OSU  
C Ralph Bishop, WASH  
G Bob Egge, WASH  
G Eddie Oram, USC

## 1936-37

F Hank Luisetti, STAN  
F Ed Loverich, WASH  
C Ivar Nelson, WSU  
G Eddie Oram, USC  
G Bryan Moore, STAN

## 1937-38

F Hank Luisetti, STAN  
F Lauren Gale, ORE  
C Art Stoeffen, STAN  
G Jack Calderwood, STAN  
G Wally Johansen, ORE

## 1938-39

F Lauren Gale, ORE  
F Ralph Vaughn, USC  
C Urgel Wintermute, ORE  
G George Ziegenfuss, WASH  
G Dale Sears, USC

## 1939-40

F Ralph Vaughn, USC  
F John Dick, ORE  
C Dale Sears, USC  
G Tom McGarvin, USC  
G Al Hunter, OSU

## 1940-41

F Vic Townsend, ORE  
F Don Burness, STAN  
C Paul Lindeman, WSU  
G Ray Sundquist, WSU  
G Jen Davidson, STAN

## 1941-42

F Bob Ormsby, USC  
F Ray Turner, IDA  
C John Mandic, OSU  
G Bill Cowden, STAN  
G Jim Pollard, STAN

## 1942-43

F Gale Bishop, WSU  
F Gene Rock, USC  
C Chuck Gilmur, WASH  
G Jim Seminoff, USC  
G Bill Morris, WASH

## 1943-44

**North**  
F Al Akins, WASH  
F Perry Nelson, WASH  
C Jack Nichols, WASH  
G Bill Morris, WASH  
G Bill Taylor, WASH

### South

F Dick West, UCLA  
F John Higgins, CAL  
C Bob Howard, USC  
G Wayne Hooper, CAL  
G Bill Rankin, UCLA

## 1944-45

### North

F Dick Wilkins, ORE  
F Ephraim Rocha, OSU  
C Vince Hanson, WSU  
G Bob Hamilton, ORE  
G Bob Jorgenson, WASH

### South

F Gus Mota, CAL  
F Bill Rankin, UCLA  
C Jack Nichols, USC  
G Bill Putnam, UCLA  
G Bob Graham, USC

## 1945-46

### North

F Fred Quinn, IDA  
F Gale Bishop, WSU  
C Ephraim Rocha, OSU  
G Dick Wilkins, ORE  
G Norm Dalthorp, WASH

### South

F Merv Lafaille, CAL  
F Andy Wolfe, CAL  
C Jack Nichols, USC  
G Chuck Clustka, UCLA  
G Bob Hogeboom, CAL

## 1946-47

### North

F Bob Sheridan, WSU  
F Jack Nichols, WASH  
C Ephraim Rocha, OSU  
G Lew Beck, OSU  
G Stan Williamson, ORE

### South

F Jack Rocker, CAL  
F Andy Wolfe, CAL  
C Don Barksdale, UCLA  
G Dave Minor, UCLA  
G John Higgins, STAN

## 1947-48

### North

F Sammy White, WASH  
F Jack Nichols, WASH  
C Vince Hanson, WSU  
G Cliff Crandall, OSU  
G Preston Brimhall, IDA  
G Stan Williamson, ORE

### South

F Chuck Hanger, CAL  
F John Stanich, UCLA  
F John Higgins, STAN  
C Alex Hannum, USC  
G Andy Wolfe, CAL  
G Dave Minor, UCLA

## 1948-49

### North

F Ed Gayda, WSU  
F Sammy White, WASH  
C Roger Wiley, ORE  
G Cliff Crandall, OSU  
G Preston Brimhall, IDA

### South

F Bill Sharman, USC  
F Alan Sawyer, UCLA  
C Bill Hagler, CAL  
G George Stanich, UCLA  
G Dave Davidson, STAN

## 1949-50

### North

F Will Urban, ORE  
F Ed Gayda, WSU  
C Gene Conley, WSU  
G Lou Soriano, WASH  
G Bob Pritchett, IDA

### South

F Bill Sharman, USC  
F George Yardley, STAN  
C Carl Kraushaar, UCLA  
G George Stanich, UCLA  
G Bob Matheny, CAL

## 1950-51

### North

F Frank Guisness, WASH  
F Bob Peterson, ORE  
C Bob Houbregs, WASH  
G Bob Gambold, WSU  
G Bob Payne, OSU

### South

F Dick Ridgway, UCLA  
F Bill Hagler, CAL  
C Jim Ramstead, STAN  
G Tom Riach, USC  
G Eddie Sheldrake, UCLA

## 1951-52

### North

F Frank Guisness, WASH  
F Hartly Kruger, IDA  
C Bob Houbregs, WASH  
G Ken Hunt, ORE  
G Danny Johnston, OSU

### South

F Ron Tomsic, STAN  
F Ken Flower, USC  
C Bob McKeen, CAL  
G Jim Doan, CAL  
G Jim Walsh, STAN

## 1952-53

### North

F Chet Noe, ORE  
F Doug McClary, WASH  
C Bob Houbregs, WASH  
G Joe Cipriano, WASH  
G Ken Wegner, ORE

### South

F Ken Flower, USC  
F John Rickson, CAL  
C Bob McKeen, CAL  
G Bob Matheny, CAL  
G Ron Tomsic, STAN

## 1953-54

### North

F Ron Bennink, WSU  
F Dean Parsons, WASH  
C Swede Halbrook, OSU  
G Cecil Holland, ORE  
G Bob Garrison, IDA

### South

F Roy Irvin, USC  
F Bob McKeen, CAL  
C Russ Lawler, STAN  
G Ron Livingston, UCLA  
G Don Bragg, UCLA

**1954-55**

- North**  
 F Dean Parsons, WASH  
 F Jim Loscutoff, ORE  
 C Swede Halbrook, OSU  
 G Ron Bennink, WSU  
 G Harlan Melton, IDA

**South**

- F John Moore, UCLA  
 F Don Bragg, UCLA  
 F Willie Naualls, UCLA  
 C Bob McKeen, CAL  
 G Ron Tomsic, STAN  
 G Dick Welsh, USC

**1955-56**

- F Willie Naualls, UCLA  
 F Larry Beck, WSU  
 C Bruno Boin, WASH  
 G Morris Taft, UCLA  
 G George Selleck, STAN

**1956-57**

- F Larry Friend, CAL  
 F Dave Gambee, OSU  
 C Doug Smart, WASH  
 G Larry Beck, WSU  
 G Danny Rogers, USC

**1957-58**

- F Dave Gambee, OSU  
 F Doug Smart, WASH  
 C Don McIntosh, CAL  
 G Charlie Franklin, ORE  
 G Gary Simmons, IDA

**1958-59**

- F Doug Smart, WASH  
 F John Werhas, USC  
 F Walt Torrence, UCLA  
 C Darrall Imhoff, CAL  
 G Denny Fitzpatrick, CAL  
 G Paul Neumann, STAN  
 G Lee Harman, OSU

**1959-60**

- F Bill Hanson, So., WASH  
 F Bill McClintock, Jr., CA  
 C Darrall Imhoff, Sr., CAL  
 G John Arrillaga, Sr., STAN  
 G Earl Schultz, Jr., CAL

**1960-61**

- F Bill Hanson, Jr., WASH  
 F Bill McClintock, Sr., CAL  
 C John Rudometkin, Jr., USC  
 G Gary Cunningham, Jr., UCLA  
 G Chris Appel, Jr., USC

**1961-62**

- F John Windsor, Sr., STAN  
 F John Rudometkin, Sr., USC  
 C Bill Hanson, Sr., WASH  
 G John Green, Sr., UCLA  
 G Chris Appel, Sr., USC

**1962-63**

- F Gordon Martin, Sr., USC  
 F Ed Correll, Sr., WASH  
 C Tom Dose, Jr., STAN  
 G Walt Hazzard, Jr., UCLA  
 G Don Clemetson, Sr., STAN

**1963-64**

- F Jack Hirsch, Sr., UCLA  
 F Allen Young, Jr., USC  
 C Tom Dose, Sr., STAN  
 G Gail Goodrich, Jr., UCLA  
 G Walt Hazzard, Sr., UCLA

**1964-65**

- F Keith Erickson, Sr., UCLA  
 F Bob Bedell, Jr., STAN  
 C John Block, Jr., USC  
 G Gail Goodrich, Sr., UCLA  
 G Jim Jarvis, Sr., OSU

**1965-66**

- F Charlie White, Sr., OSU  
 F Mike Lynn, Jr., UCLA  
 C John Block, Sr., USC  
 F Jim Barnett, Sr., ORE  
 G Art Harris, So., STAN

**1966-67**

- F Jim McKean, Jr., WSU  
 F Bill Hewitt, Jr., USC  
 C Lew Alcindor, So., UCLA  
 G Russ Critchfield, Jr., CAL  
 G Lucius Allen, So., UCLA

**1967-68**

- F Bill Hewitt, Sr., USC  
 F Jim McKean, Sr., WSU  
 C Lew Alcindor, Jr., UCLA  
 G Russ Critchfield, Sr., CAL  
 G Mike Warren, Sr., UCLA

**1968-69**

- F Curtis Rowe, So., UCLA  
 F Ted Wierman, Sr., WSU  
 C Lew Alcindor, Sr., UCLA  
 G Mack Calvin, Sr., USC  
 G Charlie Johnson, So., CAL

**1969-70**

- F Sidney Wicks, Jr., UCLA  
 F George Irvine, Sr., WASH  
 C Stan Love, Jr., ORE  
 G Rick Erickson, Sr., WSU  
 G Paul Westphal, So., USC

**1970-71**

- F Sidney Wicks, Sr., UCLA  
 F Curtis Rowe, Sr., UCLA  
 C Stan Love, Sr., ORE  
 G Paul Westphal, So., USC  
 G Phil Chenier, Jr., CAL

**1971-72**

- F Ansley Truitt, Sr., CAL  
 F Ron Riley, Sr., USC  
 F Steve Hawes, Sr., WASH  
 C Bill Walton, So., UCLA  
 G Freddie Boyd, Sr., OSU  
 G Claude Terry, Sr., STAN

**1972-73**

- F Keith Wilkes, Jr., UCLA  
 C Rich Kelley, So., STAN  
 C Bill Walton, Jr., UCLA  
 G Ron Lee, Fr., ORE  
 G Louie Nelson, Sr., WASH

**1973-74**

- F Keith Wilkes, Sr., UCLA  
 C Bill Walton, Sr., UCLA  
 C Rich Kelley, Jr., STAN  
 G Ron Lee, So., ORE  
 G Dan Anderson, Sr., USC

**1974-75**

- F Dave Meyers, Sr., UCLA  
 F Lonnie Shelton, So., OSU  
 C Rich Kelley, Sr., STAN  
 G Gus Williams, Sr., USC  
 G Ron Lee, Jr., ORE

**1975-76**

- F Marques Johnson, Jr., UCLA  
 F Greg Ballard, Jr., ORE  
 F Richard Washington, Jr., UCLA  
 C James Edwards, Jr., WASH  
 G \*Ron Lee, Sr., ORE

**1976-77**

- F \*Marques Johnson, Sr., UCLA  
 F Greg Ballard, Sr., ORE  
 F David Greenwood, So., UCLA  
 C James Edwards, Sr., WASH  
 G Mike Bratz, Sr., STAN  
 G Rocky Smith, Sr., OSU

**1977-78**

**First Team**

- F \*David Greenwood, Jr., UCLA  
 F Rickey Lee, Sr., OSU  
 C Cliff Robinson, Fr., USC  
 G Raymond Townsend, Sr., UCLA  
 G Roy Hamilton, Jr., UCLA

**Second Team**

- F Kimberly Belton, So., STAN  
 F Donald Collins, So., WSU  
 C James Donaldson, Jr., WSU  
 G Gene Ransom, Jr., CAL  
 G Don Carfino, So., USC

**1978-79**

**First Team**

- F \*David Greenwood, Sr., UCLA  
 C Steve Johnson, So., OSU  
 C Cliff Robinson, So., USC  
 C Larry Demic, Sr., ARIZ  
 G Brad Holland, Sr., UCLA  
 G Roy Hamilton, Sr., UCLA

**Second Team**

- F Don Collins, Jr., WSU  
 G Joe Nehls, Jr., ARIZ  
 G Wolfe Perry, Sr., STAN  
 F Kimberly Belton, Jr., STAN  
 F Purvis Miller, So., USC  
 F Kiki Vandeweghe, Jr., UCLA

**1979-80**

- F \*Don Collins, Sr., WSU  
 F Kurt Nimphius, Sr., ASU  
 F Kiki Vandeweghe, Sr., UCLA  
 F Kimberly Belton, Sr., STAN  
 F Doug True, Sr., CAL  
 C Steve Johnson, Jr., OSU  
 G Ray Blume, Jr., OSU  
 G Don Carfino, Sr., USC  
 G Bryan Rison, Sr., WSU  
 G Joe Nehls, Sr., ARIZ

**1980-81**

- F Ron Davis, Sr., ARIZ  
 F Mike Sanders, Jr., UCLA  
 F Andra Griffin, Sr., WASH  
 F Sam Williams, Sr., ASU  
 F Maurice Williams, Jr., USC  
 C \*Steve Johnson, Sr., OSU  
 C Alton Lister, Sr., ASU  
 G Ray Blume, Sr., OSU  
 G Rod Foster, So., UCLA  
 G Mark Radford, Sr., OSU  
 G Lafayette Lever, Jr., ASU

**1981-82**

- F Kenny Fields, So., UCLA  
 F Mike Sanders, Sr., UCLA  
 F Dan Caldwell, Sr., WASH  
 F Maurice Williams, Sr., USC  
 C Mark McNamara, Sr., CAL  
 C Charlie Sittin, So., OSU  
 C John Revelli, So., STAN  
 G \*Lester Conner, Sr., OSU  
 G Dwight Anderson, Sr., USC  
 G Lafayette Lever, Sr., ASU

**1982-83**

- F \*Kenny Fields, Jr., UCLA  
 F Steve Harriel, Sr., WSU  
 F A.C. Green, So., OSU  
 F Paul Williams, Sr., ASU  
 C Charlie Sittin, Jr., OSU  
 C Blair Rasmussen, So., ORE  
 G Byron Scott, Jr., ASU  
 G Rod Foster, Sr., UCLA  
 G Jacque Hill, Sr., USC  
 G Keith Jones, Jr., STAN

**1983-84**

- F \*A.C. Green, Jr., OSU  
 F Detlef Schrempf, Jr., WASH  
 F Charlie Sittin, Sr., OSU  
 F Kenny Fields, Sr., UCLA  
 F Wayne Carlander, Jr., USC  
 C Blair Rasmussen, Jr., ORE  
 C Pete Williams, Jr., ARIZ  
 G Keith Jones, Sr., STAN  
 G Chris Beasley, Sr., ASU  
 G Ralph Jackson, Sr., UCLA

**1984-85**

- F \*Wayne Carlander, Sr., USC  
 F A.C. Green, Sr., OSU  
 F Detlef Schrempf, Sr., WASH  
 F Eddie Smith, Sr., ARIZ  
 C Pete Williams, Sr., ARIZ  
 C Blair Rasmussen, Sr., ORE  
 C Chris Welp, So., WASH  
 G Nigel Miguel, Sr., UCLA  
 G Keith Morrison, Jr., WSU

**1985-86**

- F Derrick Dowell, Jr., USC  
 F Paul Fortier, Sr., WASH  
 F Reggie Miller, Jr., UCLA  
 C Jerry Adams, Sr., ORE  
 C Jose Ortiz, Jr., OSU  
 C \*Chris Welp, Jr., WASH  
 G Kevin Johnson, Jr., CAL  
 G Steve Kerr, Jr., ARIZ  
 G Todd Lichti, Fr., STAN  
 G Keith Morrison, Sr., WSU

**1986-87**

- F Derrick Dowell, Sr., USC  
 F Sean Elliott, So., ARIZ  
 F Todd Lichti, So., STAN  
 F Reggie Miller, Sr., UCLA  
 F Phil Zevenbergen, Sr., WASH  
 C \*Jose Ortiz, Sr., OSU  
 C Chris Welp, Sr., WASH  
 G Steve Beck, Sr., ASU  
 G Kevin Johnson, Sr., CAL  
 G Pooh Richardson, So., UCLA  
 G Anthony Taylor, Jr., ORE

**1987-88**

- F Anthony Cook, Jr., ARIZ  
 F \*Sean Elliott, Jr., ARIZ  
 F Trevor Wilson, So., UCLA  
 F Howard Wright, Jr., STAN  
 G Steve Kerr, Sr., ARIZ  
 G Todd Lichti, Jr., STAN  
 G Gary Payton, So., OSU  
 G Eldridge Recasner, So., WASH  
 G Pooh Richardson, Jr., UCLA  
 G Anthony Taylor, Sr., ORE

**1988-89**

- F Anthony Cook, Sr., ARIZ  
 F Trent Edwards, Sr., ASU  
 F \*Sean Elliott, Sr., ARIZ  
 F Trevor Wilson, Jr., UCLA  
 F Howard Wright, Sr., STAN  
 C Leonard Taylor, Sr., CAL  
 G Todd Lichti, Sr., STAN  
 G Gary Payton, Jr., OSU  
 G Eldridge Recasner, Jr., WASH  
 G Pooh Richardson, Sr., UCLA

**1989-90**

- F Jud Buechler, Sr., ARIZ  
 F Brian Hendrick, Fr., CAL  
 F Adam Keefe, So., STAN  
 F Don MacLean, So., UCLA  
 F Trevor Wilson, Sr., UCLA  
 G \*Gary Payton, Sr., OSU  
 G Terrell Brandon, So., ORE  
 G Harold Miner, Fr., USC  
 G Eldridge Recasner, Sr., WASH  
 G Keith Smith, Sr., CAL

**1990-91**

- F Teo Alibegovic, Sr., OSU  
 F Don MacLean, Jr., UCLA  
 F Tracy Murray, So., UCLA  
 F Brian Williams, Jr., ARIZ  
 C Isaac Austin, Sr., ASU  
 C Ronnie Coleman, Sr., USC  
 C Brian Hendrick, So., CAL  
 C Adam Keefe, Jr., STAN  
 G \*Terrell Brandon, Jr., ORE  
 G Harold Miner, So., USC

**1991-92**

- F Brian Hendrick, Jr., CAL  
 F Adam Keefe, Sr., STAN  
 F Don MacLean, Sr., UCLA  
 F Chris Mills, Jr., ARIZ  
 F Tracy Murray, Jr., UCLA  
 C Scott Haskin, Jr., OSU  
 C Sean Rooks, Sr., ARIZ  
 G Duane Cooper, Sr., USC  
 G Terrence Lewis, Sr., WSU  
 G \*Harold Miner, Jr., USC

**1992-93**

- F \*Chris Mills, Sr., ARIZ
- F Lamond Murray, So., CAL
- F Ed O'Bannon, So., UCLA
- C Scott Haskin, Sr., OSU
- C Rich Manning, Sr., WASH
- G Tyus Edney, So., UCLA
- G Jason Kidd, Fr., CAL
- G Bennie Seltzer, Sr., WSU
- G Stevin Smith, Jr., ASU
- G Damon Stoudamire, So., ARIZ

**1993-94**

- F Mario Bennett, So., ASU
- F Lamond Murray, Jr., CAL
- F Ed O'Bannon, Jr., UCLA
- F Lorenzo Orr, Jr., USC
- G Tyus Edney, Jr., UCLA
- G \*Jason Kidd, So., CAL
- G Khalid Reeves, Sr., ARIZ
- G Stevin Smith, Sr., ASU
- G Damon Stoudamire, Jr., ARIZ
- G Orlando Williams, Jr., ORE

**1994-95**

- F Brent Barry, Sr., OSU
- F Mario Bennett, Sr., ASU
- G Dion Cross, Jr., STAN
- G Tyus Edney, Sr., UCLA
- F Mark Hendrickson, Jr., WSU
- G Brevin Knight, So., STAN
- F \*Ed O'Bannon, Sr., UCLA
- F Ray Owes, Sr., ARIZ
- G \*Damon Stoudamire, Sr., ARIZ
- G Orlando Williams, Sr., ORE

**1995-96**

- F \*Shareef Abdur-Rahim, Fr., CAL
- G Toby Bailey, So., UCLA
- G Dion Cross, Sr., STAN
- F Ben Davis, Sr., ARIZ
- G Isaac Fontaine, Jr., WSU
- G Reggie Geary, Sr., ARIZ
- F J.R. Henderson, So., UCLA
- F Mark Hendrickson, Sr., WSU
- G Brevin Knight, Jr., STAN
- F Charles O'Bannon, Jr., UCLA
- F Mark Sanford, So., WASH

**1996-97**

- G Toby Bailey, Jr., UCLA
- G Stais Boseman, Sr., USC
- F Michael Dickerson, Jr., ARIZ
- G Isaac Fontaine, Sr., WSU
- G \*Ed Gray, Sr., CAL
- G Brevin Knight, Sr., STAN
- C Jelani McCoy, So., UCLA
- F Charles O'Bannon, Sr., UCLA
- F Mark Sanford, Jr., WASH
- G Jeremy Veal, Jr., ASU
- G Kenya Wilkins, Sr., ORE

**1997-98**

- G Toby Bailey, Sr., UCLA
- G \*Mike Bibby, So., ARIZ
- F Carlos Daniel, Sr., WSU
- F Michael Dickerson, Sr., ARIZ
- F J.R. Henderson, Sr., UCLA
- C Todd MacCulloch, Jr., WASH
- G Miles Simon, Sr., ARIZ
- G Jeremy Veal, Sr., ASU
- G Kris Weems, Jr., STAN
- C Tim Young, Jr., STAN

**1998-99**

- F Mike Batiste, Sr., ASU
- F A.J. Bramlett, Sr., ARIZ
- G Baron Davis, So., UCLA
- G Eddie House, Jr., ASU
- F Bobby Lazor, Sr., ASU
- G Arthur Lee, Sr., STAN
- C Todd MacCulloch, Sr., WASH
- F Mark Madson, Jr., STAN
- G Deaundra Tanner, So., OSU
- G \*Jason Terry, Sr., ARIZ

**1999-00**

- G Jason Gardner, Fr., ARIZ
- G \*Eddie House, Sr., ASU
- F Casey Jacobsen, Fr., STAN
- F Jason Kapono, Fr., UCLA
- F Sean Lampley, Jr., CAL
- F Mark Madsen, Sr., STAN
- F Brian Scalabrine, Jr., USC
- G Alex Scales, Sr., ORE
- C Loren Woods, Jr., ARIZ
- F Michael Wright, So., ARIZ

**2000-01**

- G Gilbert Arenas, So., ARIZ
- F Bryan Bracey, Sr., ORE
- F Sam Clancy, Jr., USC
- F Jason Collins, Sr., STAN
- C Jason Collins, Jr., STAN
- G/F Casey Jacobsen, So., STAN
- F Jason Kapono, So., UCLA
- F \*Sean Lampley, Sr., CAL
- G Earl Watson, Sr., UCLA
- F Michael Wright, Jr., ARIZ

**2001-02**

- C Curtis Borchardt, Jr., STAN
- F \*Sam Clancy, Sr., USC
- G Jason Gardner, Jr., ARIZ
- G/F Casey Jacobsen, Jr., STAN
- G Frederick Jones, Sr., ORE
- F Jason Kapono, Jr., UCLA
- F/C Chad Prewitt, Sr., ASU
- G Luke Ridnour, So., ORE
- F Luke Walton, Jr., ARIZ
- F Doug Wrenn, So., WASH

**2002-03**

- G Julius Barnes, Sr., STAN
- C Ike Diogu, Fr., ASU
- G Jason Gardner, Sr., ARIZ
- F Luke Jackson, Jr., ORE
- F Jason Kapono, Sr., UCLA
- F Philip Ricci, Sr., OSU
- G \*Luke Ridnour, Jr., ORE
- F Joe Shipp, Sr., CAL
- F Amit Tamir, So., CAL
- F Luke Walton, Sr., ARIZ

**2003-04**

- G/F \*Josh Childress, Jr., STAN
- F/C Ike Diogu, So., ASU
- G Desmon Farmer, Sr., USC
- C Channing Frye, Jr., ARIZ
- G Chris Hernandez, So., STAN
- F Andre Iguodala, So., ARIZ
- F Luke Jackson, Sr., ORE
- F David Lucas, Jr., OSU
- F Leon Powe, Fr., CAL
- G Nate Robinson, So., WASH

**2004-05**

- F/C \*Ike Diogu, Jr., ASU
- C Channing Frye, Sr., ARIZ
- G Dan Grunfeld, Jr., STAN
- G Chris Hernandez, Jr., STAN
- G Thomas Kelati, Sr., WSU
- F David Lucas, Sr., OSU
- G Nate Robinson, Jr., WASH
- G Tre Simmons, Sr., WASH
- G Salim Stoudamire, Sr., ARIZ
- G/F Dijon Thompson, Sr., UCLA

**2005-06**

- G Hassan Adams, Sr., ARIZ
- G Arron Afflalo, So., UCLA
- G Jordan Farmar, So., UCLA
- F Matt Haryasz, Sr., STAN
- G Chris Hernandez, Sr., STAN
- F Leon Powe, So., CAL
- G Gabe Pruitt, So., USC
- G \*Brandon Roy, Sr., WASH
- G Ayinde Ubaka, Jr., CAL
- G/F Nick Young, So., USC

**2006-07**

- G \*Arron Afflalo, Jr., UCLA
- F Jon Brockman, So., WASH
- G Aaron Brooks, Sr., ORE
- G Darren Collison, So., UCLA
- F Lawrence Hill, So., STAN
- G Derrick Low, Jr., WSU
- G Kyle Weaver, Jr., WSU
- F Marcus Williams, So., ARIZ
- G/F Nick Young, Jr., USC

**2007-08**

- First Team**
- F Ryan Anderson, So., CAL
  - G James Harden, Fr., ASU
  - F Brook Lopez, So., STAN
  - C \*Kevin Love, Fr., UCLA
  - G O.J. Mayo, Fr., USC
- Second Team**
- G Jerryd Bayless, Fr., ARIZ
  - F Jon Brockman, Jr., WASH
  - G Darren Collison, Jr., UCLA
  - F Maarty Leunen, Sr., ORE
  - G Kyle Weaver, Sr., WSU

**2008-09**

- First Team**
- F Jon Brockman, Sr., WASH
  - F Chase Budinger, Jr., ARIZ
  - G Patrick Christopher, Jr., CAL
  - G Darren Collison, Sr., UCLA
  - G Justin Dentmon, Sr., WASH
  - G \*James Harden, So., ASU
  - F Jordan Hill, Jr., ARIZ
  - F Jeff Pendergraph, Sr., ASU
  - G Jerome Randle, Jr., CAL
  - G Taylor Rochestie, Sr., WSU
- Second Team**
- F Taj Gibson, Jr., USC
  - G Daniel Hackett, Jr., USC
  - G/F Josh Shipp, Sr., UCLA
  - G Isaiah Thomas, Fr., WASH
  - G Nic Wise, Jr., ARIZ

**2009-10**

- First Team**
- G Ty Abbott, Jr., ASU
  - G Patrick Christopher, Sr., CAL
  - F Landry Fields, Sr., STAN
  - F Quincy Pondexter, Sr., WASH
  - G \*Jerome Randle, Sr., CAL
  - G Michael Roll, Sr., UCLA
  - G Isaiah Thomas, So., WASH
  - G Klay Thompson, So., WSU
  - F Derrick Williams, Fr., ARIZ
  - G Nic Wise, Sr., ARIZ
- Second Team**
- F Jamal Boykin, Sr., CAL
  - G Jeremy Green, So., STAN
  - G Calvin Haynes, Jr., OSU
  - F Theo Robertson, Sr., CAL
  - F Nikola Vucevic, So., USC

**2010-11**

- First Team**
- F Matthew Bryan-Amaning, Sr., WASH
  - G Jeremy Green, Jr., STAN
  - G Jorge Gutierrez, Jr., CAL
  - F Tyler Honeycutt, So., UCLA
  - G Malcolm Lee, Jr., UCLA
  - F Reeves Nelson, So., UCLA
  - G Isaiah Thomas, Jr., WASH
  - G Klay Thompson, Jr., WSU
  - F Nikola Vucevic, Jr., USC
  - F \*Derrick Williams, So., ARIZ
- Second Team**
- F DeAngelo Casto, Jr., WSU
  - F Joevan Catron, Sr., ORE
  - G Jared Cunningham, So., OSU
  - F Harper Kamp, Jr., CAL
  - G Trent Lockett, So., ASU

**2011-12**

- First Team**
- G Allen Crabbe, So., CAL
  - G Jared Cunningham, Jr., OSU
  - G Kyle Fogg, Sr., ARIZ
  - G \*Jorge Gutierrez, Sr., CAL
  - F Solomon Hill, Jr., ARIZ
  - G Devoe Joseph, Sr., ORE
  - F Brock Motum, Jr., WSU
  - F André Roberson, So., COLO
  - G Terence Ross, So., WASH
  - G Tony Wroten, Fr., WASH
- Second Team**
- G Carlon Brown, Sr., COLO
  - G Lazeris Jones, Sr., UCLA
  - F Harper Kamp, Sr., CAL
  - F Josh Owens, Sr., STAN
  - F E.J. Singler, Jr., ORE

**2012-13**

- First Team**
- G Jahii Carson, Fr., ASU
  - G \*Allen Crabbe, Jr., CAL
  - G Spencer Dinwiddie, So., COLO
  - G Larry Drew II, Sr., UCLA
  - F Solomon Hill, Sr., ARIZ
  - G Mark Lyons, Sr., ARIZ
  - G/F Shabazz Muhammad, Fr., UCLA
  - F Dwight Powell, Jr., STAN
  - F André Roberson, Jr., COLO
  - G E.J. Singler, Sr., ORE
- Second Team**
- G Kyle Anderson, Fr., UCLA
  - G Justin Cobbs, Jr., CAL
  - G/F Carrick Felix, Sr., ASU
  - F Brock Motum, Sr., WSU
  - G C.J. Wilcox, Jr., WASH

**2013-14**

- First Team**
- G Jordan Adams, So., UCLA
  - G Kyle Anderson, So., UCLA
  - G Jahii Carson, So., ASU
  - G Justin Cobbs, Sr., CAL
  - F Aaron Gordon, Fr., ARIZ
  - G \*Nick Johnson, Jr., ARIZ
  - F Dwight Powell, Sr., STAN
  - G Chasson Randle, Jr., STAN
  - F Josh Scott, So., COLO
  - G Delon Wright, Jr., UTAH
- Second Team**
- C Jordan Bachynski, Sr., ASU
  - G T.J. McConnell, Jr., ARIZ
  - G Roberto Nelson, Sr., OSU
  - G C.J. Wilcox, Sr., WASH
  - G Joe Young, Jr., ORE

\* - Denotes Player of the Year

**ALL-CONFERENCE SELECTIONS BY SCHOOL (Total selections)**

1. UCLA .....	119
2. WASH .....	93
3. CAL .....	90
USC .....	80
5. STAN .....	80
6. ORE .....	65
7. OSU .....	62
8. ARIZ .....	58
9. WSU .....	48
10. ASU .....	33
11. IDA .....	13
12. COLO .....	5
13. UTAH .....	1
14. MONT .....	0

**ARIZONA (43)**

G Hassan Adams ('06)  
G Gilbert Arenas ('01)  
G Jerryd Bayless ('08)  
G Mike Bibby ('98)  
F A.J. Bramlett ('99)  
F Chase Budinger ('08, '09)  
F Jud Buechler ('90)  
F Anthony Cook ('88, '89)  
F Ben Davis ('96)  
F Ron Davis ('81)  
C Larry Demic ('79)  
F Michael Dickerson ('97)  
F Sean Elliott ('87, '88, '89)  
G Kyle Fogg ('12)  
C Channing Frye ('04, '05)  
G Jason Gardner ('00, '02, '03)  
G Reggie Geary ('96)  
F Aaron Gordon ('14)  
F Jordan Hill ('09)  
F Solomon Hill ('12, '13)  
F Andre Iguodala ('04)  
G Nick Johnson ('14)  
G Steve Kerr ('86, '88)  
G Mark Lyons ('13)  
G T.J. McConnell ('14)  
F Chris Mills ('92, '93)  
G Joe Nehls ('80)  
F Ray Owes ('95)  
G Khalid Reeves ('94)  
C Sean Rooks ('92)  
G Miles Simon ('98)  
F Eddie Smith ('85)  
G Damon Stoudamire ('93, '94, '95)  
G Salim Stoudamire ('05)  
G Jason Terry ('99)  
F Luke Walton ('02, '03)  
F Brian Williams ('91)  
F Derrick Williams ('10, '11)  
C Pete Williams ('84, '85)  
F Marcus Williams ('07)  
G Nic Wise ('09, '10)  
C Loren Woods ('00)  
F Michael Wright ('00, '01)

**ARIZONA STATE (25)**

G Ty Abbott ('10)  
C Isaac Austin ('91)  
C Jordan Bachynski ('14)  
F Mike Batiste ('99)  
G Chris Beasley ('84)  
G Steve Beck ('87)  
F Mario Bennett ('94, '95)  
G Jahii Carson ('13, '14)  
F Ike Diogu ('03, '04, '05)  
F Trent Edwards ('89)  
G/F Carrick Felix ('13)  
G James Harden ('08, '09)  
G Eddie House ('99, '00)  
F Bobby Lazor ('99)  
G Lafayette Lever ('81, '82)  
C Alton Lister ('81)  
G Trent Locket ('11)  
F Kurt Nimphius ('80)  
F Jeff Pendergraph ('08, '09)  
F/C Chad Prewitt ('02)  
G Byron Scott ('83)  
G Stevin Smith ('93, '94)  
F Paul Williams ('83)  
F Sam Williams ('81)  
G Jeremy Veal ('97, '98)

**CALIFORNIA (61)**

C Henry Anderson ('19)  
F Ryan Anderson ('08)

F Jamal Boykin ('10)  
G Phil Chenier ('71)  
G Patrick Christopher ('09, '10)  
G Justin Cobbs ('13, '14)  
G Joel Coffield ('29, '31)  
F Vern Corbin ('29)  
G Allen Crabbe ('12)  
G Russ Critchfield ('67, '68)  
G George Dixon ('26, '27)  
G Arthur Eggleston ('20, '21)  
F Hal Eifert ('33, '34)  
G P.A. Embury ('16)  
G Denny Fitzpatrick ('59)  
C Dan Foster ('16)  
F Larry Friend ('57)  
G Ed Gray ('97)  
G Rufus Gregory ('28)  
G Jorge Gutierrez ('11, '12)  
C Bill Hagler ('49, '51)  
F Chuck Hanger ('48)  
F Brian Hendrick ('90, '91, '92)  
C Bill Higgins ('25, '26)  
F John Higgins ('44)  
G Bob Hogeboom ('46)  
G Wayne Hooper ('44)  
C Darrall Imhoff ('59, '60)  
G Charlie Johnson ('69)  
G Kevin Johnson ('86, '87)  
F Harper Kamp ('11, '12)  
G Jason Kidd ('93, '94)  
G Aubrey Kincaid ('24)  
F Joe Kintana ('32)  
F Merv LaFaille ('46)  
F Sean Lampley ('00, '01)  
G Bob Matheny ('50, '53)  
F Bill McClintock ('60, '61)  
C Don McIntosh ('58)  
C Bob McKeen ('53, '54, '55)  
C Mark McNamara ('82)  
F Gus Mota ('45)  
F Lamond Murray ('93, '94)  
F Leon Powe ('04, '06)  
F Kent Pursel ('30)  
G Jerome Randle ('09, '10)  
G John Ricksen ('53)  
G Theo Robertson ('10)  
F Jack Rocker ('47)  
F Joe Ship ('03)  
F John Talt ('22, '23, '24)  
C Leonard Taylor ('89)  
F Doug True ('80)  
F Ansley Truitt ('71)  
G Earl Schultz ('60)  
G Keith Smith ('90)  
F Amit Tamir ('03)  
G Ayinde Ubaka ('06)  
G Carl Vendt ('32)  
F Francis Watson ('27)  
F Andy Wolfe ('46, '47, '48)

**COLORADO (4)**

G Carlton Brown ('12)  
G Spencer Dinwiddie ('13)  
F André Roberson ('12, '13)  
F Josh Scott ('14)

**OREGON (44)**

C Jerry Adams ('86)  
F Greg Ballard ('76, '77)  
G Jim Barnett ('66)  
F Bryan Bracey ('01)  
G Terrell Brandon ('90, '91)  
G Aaron Brooks ('07)  
F Joevan Catron ('11)  
G Hal Chapman ('19)  
F John Dick ('40)  
F Ed Durno ('19, '20, '21)  
G Charlie Franklin ('58)  
F Lauren Gale ('38, '39)  
F Jerry Gunther ('26)  
G Bob Hamilton ('45)  
G Cecil Holland ('54)  
G Ken Hunt ('52)  
F Luke Jackson ('03, '04)  
G Wally Johansen ('38)  
G Frederick Jones ('02)  
G Devoe Joseph ('12)  
C Hugh Latham ('23, '24)  
G Ron Lee ('73, '74, '75, '76)  
F Maarty Leunen ('08)  
F Jim Loscutt ('55)  
C Stan Love ('70, '71)  
F Chet Noe ('53)  
C Roy Okerberg ('27)  
F Bob Peterson ('51)  
C Blair Rasmussen ('83, '84, '85)  
G Luke Ridnour ('02, '03)  
G Anthony Taylor ('87, '88)  
G Alex Scales ('00)  
F E.J. Singler ('12, '13)  
G Vic Townsend ('41)  
F Will Urban ('50)  
G Ken Wegner ('53)  
G Algot Westergren ('25, '26, '27)  
C Roger Wiley ('49)  
G Dick Wilkins ('45, '46)  
G Kenya Wilkins ('97)  
G Orlando Williams ('94, '95)  
G Stan Williamson ('47, '48)  
C Urgel Wintermute ('39)  
G Joseph Young ('14)

**OREGON STATE (44)**

F Teo Alibegovic ('91)  
F Brent Barry ('95)  
G Lew Beck ('47)  
G Ray Blume ('80, '81)  
G Freddie Boyd ('72)  
G Lester Conner ('82)  
G Cliff Crandall ('48, '49)  
G Jared Cunningham ('11, '12)  
F Dave Gambee ('57, '58)  
G Amory Gill ('22, '24)  
F A.C. Green ('83, '84, '85)  
C Swede Halbrook ('54, '55)  
G Lee Harman ('59)  
C Scott Haskin ('92, '93)  
G Calvin Haynes ('10)  
G George Hibbard ('35)  
C Marshall Hjelte ('22)  
G Al Hunter ('40)  
G Jim Jarvis ('65)  
C Steve Johnson ('79, '80, '81)  
G Danny Johnston ('52)  
F Rickey Lee ('78)  
C Ed Lewis ('33)  
F David Lucas ('04, '05)  
C John Mandic ('42)  
G Ira Mix ('16)  
G Roberto Nelson ('14)  
C Jose Ortiz ('86, '87)  
F Wally Palmberg ('36)  
G Bob Payne ('51)  
G Gary Payton ('88, '89, '90)  
G Mark Radford ('81)  
C Phillip Ricci ('03)  
F Harold Ridings ('25)  
F Ephraim Rocha ('45, '46, '47)  
F Lonnie Shelton ('75)  
F Adolph Siebets ('16, '17)  
C Charlie Sitton ('82, '83, '84)  
G Rocky Smith ('77)  
G Carlos Steele ('25)  
G Deaundra Tanner ('99)  
F Charlie White ('66)

**STANFORD (55)**

G Fred Adams ('21)  
G John Arrillaga ('60)  
G Julius Barnes ('03)  
F Bob Bedell ('65)  
F Kimberly Belton ('80)  
C Curtis Borchart ('02)  
F Don Burness ('41)  
G Mike Bratz ('77)  
G Jack Calderwood ('38)  
G/F Josh Childress ('04)  
G Don Clemetson ('63)  
F Jarron Collins ('01)  
C Jason Collins ('01)  
G Bill Cowden ('42)  
G Dion Cross ('95, '96)  
G Dave Davidson ('49)  
G Jen Davidson ('41)  
C Tom Dose ('63, '64)  
F Landry Fields ('10)  
G Jeremy Green ('10, '11)  
G Dan Grunfeld ('05)  
G Art Harris ('66)  
F Matt Haryasz ('06)  
G Chris Hernandez ('04, '05, '06)  
G John Higgins ('47, '48)  
F Lawrence Hill ('07)  
F Casey Jacobsen ('00, '01, '02)  
G Keith Jones ('83, '84)  
F Adam Keefe ('90, '91, '92)  
C Rich Kelley ('73, '74, '75)  
G Brevin Knight ('95, '96, '97)  
C Russ Lawler ('54)  
G Arthur Lee ('99)  
G Todd Lichti ('86, '87, '88, '89)  
F Brook Lopez ('08)  
F Hank Luisetti ('36, '37, '38)  
F Mark Madsen ('99, '00)  
G Bryan Moore ('35, '37)  
G Paul Neumann ('59)  
F Josh Owens ('12)  
G Jim Pollard ('42)  
F Dwight Powell ('13, '14)  
C Jim Ramstead ('51)  
G Chasson Randle ('14)  
C John Revelli ('82)  
C C.E. Righter ('20, '21)  
G Harlow Rother ('29)  
G George Selleck ('55)  
C Art Stoefen ('38)  
G Claude Terry ('72)  
G Ron Tomsic ('53, '55)  
G Kris Weems ('98)  
F John Windsor ('62)  
F Howard Wright ('88, '89)  
F George Yardley ('50)  
C Tim Young ('98)

**UCLA (78)**

G Jordan Adams ('14)  
G Arron Afflalo ('06, '07)  
C Lew Alcindor ('67, '68, '69)  
G Lucius Allen ('67)  
G Kyle Anderson ('13, '14)  
G Toby Bailey ('96, '97, '98)  
C Don Barksdale ('47)  
G Don Bragg ('54, '55)  
G Chuck Clustka ('46)  
G Darren Collison ('07, '08, '09)

G Gary Cunningham ('61)  
G Baron Davis ('99)  
G Larry Drew II ('13)  
G Tyrus Edney ('93, '94, '95)  
F Keith Erickson ('65)  
G Jordan Farmar ('06)  
F Kenny Fields ('82, '83, '84)  
G Rod Foster ('81, '83)  
G Gail Goodrich ('64, '65)  
G John Green ('62)  
F David Greenwood ('77, '78, '79)  
G Roy Hamilton ('78, '79)  
G Walt Hazzard ('63, '64)  
F J.R. Henderson ('96, '98)  
F Jack Hirsch ('64)  
G Brad Holland ('79)  
F Tyler Honeycutt ('11)  
G Ralph Jackson ('86)  
F Marques Johnson ('76, '77)  
G Lazerio Jones ('12)  
F Jason Kapono ('00, '01, '02, '03)  
C Carl Kraushaar ('50)  
G Malcom Lee ('11)  
F Richard Linthicum ('31)  
G Ron Livingston ('54)  
C Kevin Love ('08)  
F Mike Lynn ('66)  
F Don MacLean ('90, '91, '92)  
C Jelani McCoy ('97)  
F Dave Meyers ('75)  
G Nigel Miguel ('85)  
F Reggie Miller ('86, '87)  
G Dave Minor ('47, '48)  
F John Moore ('55)  
G Shabazz Muhammad ('13)  
F Tracy Murray ('91, '92)  
F Reeves Nelson ('11)  
F Willie Naulls ('55, '56)  
F Charles O'Bannon ('96, '97)  
F Ed O'Bannon ('93, '94, '95)  
G Bill Putnam ('45)  
G Bill Rankin ('44, '45)  
G Pooh Richardson ('87, '88, '89)  
F Dick Ridgway ('51)  
G Michael Roll ('10)  
F Curtis Rowe ('69, '71)  
F Mike Sanders ('81, '82)  
F Alan Sawyer ('49)  
G Eddie Sheldrake ('51)  
G/F Josh Shipp ('09)  
G George Stanich ('49, '50)  
F John Stanich ('48)  
G Morris Taft ('56)  
G/F Dijon Thompson ('05)  
G Walt Torrence ('59)  
G Raymond Townsend ('78)  
F Kiki Vandeweghe ('80)  
C Bill Walton ('72, '73, '74)  
G Mike Warren ('68)  
F Richard Washington ('76)  
G Earl Watson ('01)  
F Dick West ('44)  
G Russell Westbrook ('08)  
F Sidney Wicks ('70, '71)  
F Keith Wilkes ('73, '74)  
F Trevor Wilson ('88, '89, '90)

**USC (59)**

G Dan Anderson ('74)  
G Dwight Anderson ('82)  
G Chris Appel ('61, '62)  
F Morris Badgro ('27)  
G Julie Bescos ('33, '34)  
C John Block ('65, '66)  
G Stais Boseman ('97)

C Jack Bruner ('28)  
 C Wilbur Caldwell ('31)  
 G Mack Calvin ('69)  
 G Don Carfino ('80)  
 F Wayne Carlander ('84, '85)  
 F Sam Clancy ('01, '02)  
 C Ronnie Coleman ('91)  
 G Duane Cooper ('92)  
 F Derrick Dowell ('86, '87)  
 G Desmon Farmer ('04)  
 F Ken Flower ('53)  
 F Taj Gibson ('08, '09)  
 G Bob Graham ('45)  
 C Lee Guttero ('34, '35)  
 G Daniel Hackett ('09)  
 C Alex Hannum ('48)  
 F Bill Hewitt ('67, '68)  
 G Jacque Hill ('83)  
 C Bob Howard ('44)  
 F Jack Hupp ('35)  
 F Roy Irvin ('54)  
 G John Lehnert ('30)  
 F Gordon Martin ('63)  
 G O.J. Mayo ('08)  
 G Tom McGarvin ('40)  
 G Harold Miner ('90, '91, '92)  
 F Jesse Mortenson ('28, '30)  
 F Jerry Nemer ('32, '33)  
 C Jack Nichols ('45, '46)  
 G Eddie Oram ('36, '37)  
 F Bob Ormsby ('42)  
 F Lorenzo Orr ('94)  
 G Gabe Pruitt ('06)  
 G Tom Riach ('51)  
 F Ron Riley ('72)  
 C Cliff Robinson ('78, '79)  
 F Gene Rock ('43)  
 G Danny Rogers ('57)  
 C John Rudometkin ('61, '62)  
 F Brian Scalabrine ('00)  
 G Dale Sears ('39, '40)  
 G Jim Seminoff ('43)  
 F Bill Sharman ('49, '50)  
 F Ralph Vaughn ('39, '40)  
 F Nikola Vucevic ('10, '11)  
 G Dick Welh ('55)  
 F John Werhas ('59)  
 G Paul Westphal ('70, '71)  
 G Gus Williams ('75)  
 F Maurice Williams ('81, '82)  
 F Allen Young ('64)  
 G/F Nick Young ('06, '07)

## UTAH (1)

G Delon Wright ('14)

## WASHINGTON (65)

F Al Akins ('44)  
 C Ralph Bishop ('36)  
 C Bruno Boin ('56)  
 F Jon Brockman ('07, '08, '09)  
 G Jimmy Bryan ('22)  
 F Matthew Bryan-Amaning ('11)  
 G Ralph Cairney ('31, '32)  
 F Dan Caldwell ('82)  
 G Joe Cipriano ('53)  
 G Irving Cook ('19, '20)  
 F Ed Correll ('63)  
 G J.R. Crawford ('23)  
 G Norm Dalthorp ('46)  
 F Jack Davidson ('16)  
 G Justin Dentmon ('09)  
 C James Edwards ('76, '77)  
 G Bob Egge ('36)  
 F Paul Fortier ('86)

F Bob Galer ('34, '35)  
 C Chuck Gilmur ('43)  
 F Andra Griffin ('81)  
 F Frank Guisness ('51, '52)  
 F Bill Hanson ('60, '61, '62)  
 F Steve Hawes ('72)  
 F Bob Hesketh ('25)  
 C Bob Houbregs ('51, '52, '53)  
 F George Irvine ('70)  
 F Alfred James ('28)  
 G Bob Jorgenson ('45)  
 G Hal Lee ('33, '34)  
 F Ed Loverich ('37)  
 C Todd MacCulloch ('98, '99)  
 C Rich Manning ('93)  
 F Doug McClary ('53)  
 C Harold McClary ('29)  
 G Bill Morris ('43, '44)  
 G Louie Nelson ('73)  
 F Perry Nelson ('44)  
 C Jack Nichols ('44, '47, '48)  
 F Dean Parsons ('54, '55)  
 F Quincy Pondexter ('10)  
 G Eldridge Recasner ('88, '89, '90)  
 G Nate Robinson ('04, '05)  
 G Terrence Ross ('12)  
 G Brandon Roy ('06)  
 F Mark Sanford ('96, '97)  
 F Detleg Schrempf ('84, '85)  
 F Albert Schuss ('26)  
 C Henry Sielk ('21)  
 G Tre Simmons ('05)  
 C Doug Smart ('57, '58, '59)  
 F Monty Snider ('28)  
 G Lou Soriano ('50)  
 G Steve Staatz ('17)  
 F Henry Swanson ('30, '31)  
 G Bill Taylor ('44)  
 G Isaiah Thomas ('09, '10, '11)  
 C Chris Welp ('85, '86, '87)  
 G Dick Welts ('24)  
 F Sammy White ('48, '49)  
 G C.J. Wilcox ('13, '14)  
 F Doug Wrenn ('02)  
 G Tony Wroten ('12)  
 F Phil Zevenbergen ('87)  
 G George Ziegenfuss ('39)

## WASHINGTON STATE (35)

F Larry Beck ('56, '57)  
 F Ron Bennink ('54, '55)  
 F Gale Bishop ('43, '46)  
 G Roy Bohler ('17)  
 F DeAngelo Casto ('11)  
 F Don Collins ('80)  
 C Gene Conley ('50)  
 F Carlos Daniel ('98)  
 G Rick Erickson ('70)  
 G Isaac Fontaine ('96, '97)  
 C Bob Gambold ('51)  
 F Ed Gayda ('49, '50)  
 C Huntley Gordon ('32)  
 C Vince Hanson ('45, '48)  
 F Steve Harriel ('83)  
 F Mark Hendrickson ('95, '96)  
 G Terrence Lewis ('92)  
 C Paul Lindeman ('41)  
 G Derrick Low ('07, '08)  
 G Thomas Kelati ('05)  
 F Jim McKean ('67, '68)  
 G Art McLarney ('30)  
 G Keith Morrison ('85, '86)  
 C Brock Motum ('12, '13)  
 C Ivar Nelson ('37)

F Ivan Price ('17)  
 G Bryan Rison ('80)  
 G Taylor Rochestie ('09)  
 F McClellan Rockey ('19, '20)  
 G Bennie Seltzer ('93)  
 F Bob Sheridan ('47)  
 G Ray Sundquist ('41)  
 G Klay Thompson ('10, '11)  
 G Kyle Weaver ('07, '08)  
 F Ted Wierman ('69)

## IDAHO (11)

G Preston Brimhall ('48, '49)  
 F Al Fox ('22, '23)  
 G Bob Garrison ('54)  
 F Hartly Kruger ('52)  
 F Frank McMillan ('29)  
 G Harlan Melton ('55)  
 G Bob Pritchett ('50)  
 F Fred Quinn ('46)  
 G Gary Simmons ('58)  
 G Harold Telford ('23)  
 F Ray Turner ('42)

## MONTANA (0)

(None)

## FOUR-TIME ALL-CONFERENCE SELECTIONS

Jason Kapono, UCLA ('00, '01, '02, '03)  
 Ron Lee, ORE ('73, '74, '75, '76)  
 Todd Lichti, STAN ('86, '87, '88, '89)  
 Bob McKeen, CAL ('52, '53, '54, '55)

## THREE-TIME ALL-CONFERENCE SELECTIONS

Lew Alcindor, UCLA ('67, '68, '69)  
 Toby Bailey, UCLA ('96, '97, '98)  
 Kimberly Belton, STAN ('78, '79, '80)  
 Jon Brockman, WASH ('07, '08, '09)  
 Don Collins, WSU ('78, '79, '80)  
 Darren Collison, UCLA ('07, '08, '09)  
 Ike Diogu, ASU ('03, '04, '05)  
 Ed Durno, ORE ('19, '20, '21)  
 Tyus Edney, UCLA ('93, '94, '95)  
 Sean Elliott, ARIZ ('87, '88, '89)  
 Kenny Fields, UCLA ('82, '83, '84)  
 Jason Gardner, ARIZ ('00, '02, '03)  
 A.C. Green, OSU ('83, '84, '85)  
 David Greenwood, UCLA ('77, '78, '79)  
 Brian Hendrick, CAL ('90, '91, '92)  
 Chris Hernandez, STAN ('04, '05, '06)  
 Bob Houbregs, WASH ('51, '52, '53)  
 Casey Jacobsen, STAN ('00, '01, '02)  
 Steve Johnson, OSU ('79, '80, '81)  
 Adam Keefe, STAN ('90, '91, '92)  
 Rich Kelley, STAN ('73, '74, '75)  
 Brevin Knight, STAN ('95, '96, '97)  
 Hank Luisetti, STAN ('36, '37, '38)  
 Don MacLean, UCLA ('90, '91, '92)  
 Harold Miner, USC ('90, '91, '92)  
 Jack Nichols, WASH ('44, '47, '48)  
 Ed O'Bannon, UCLA ('93, '94, '95)  
 Gary Payton, OSU ('88, '89, '90)  
 Blair Rasmussen, ORE ('83, '84, '85)  
 Ephraim Rocha, OSU ('45, '46, '47)  
 Charlie Sitton, OSU ('82, '83, '84)  
 Doug Smart, WASH ('57, '58, '59)  
 Damon Stoudamire, ARIZ ('93, '94, '95)  
 John Tait, CAL ('22, '23, '24)  
 Isaiah Thomas, WASH ('09, '10, '11)  
 Bill Walton, UCLA ('72, '73, '74)  
 Chris Welp, WASH ('85, '86, '87)  
 Algot Westergren, ORE ('25, '26, '27)  
 Andy Wolfe, CAL ('46, '47, '48)

**1983-84**

F Steve Beck, ASU  
F Derrick Dowell, USC  
C \*Chris Welp, WASH  
G Chris Washington, CAL  
G Michael Tait, ARIZ  
G Kevin Johnson, CAL

**1984-85**

F \*Leonard Taylor, CAL  
F Chris Sandle, ASU  
F Craig Jackson, UCLA  
G Anthony Taylor, ORE  
G Eric Knox, OSU

**1985-86**

F \*Sean Elliott, ARIZ  
F Tom Lewis, USC  
G \*Pooh Richardson, UCLA  
G Todd Lichti, STAN  
G Bo Kimble, USC

**1986-87**

F Bob Erbst, USC  
F Trevor Wilson, UCLA  
G \*Gary Payton, OSU  
G Eldridge Recasner, WASH  
G Bryant Walton, CAL

**1987-88**

F \*Ronnie Coleman, USC  
F Mike Hayward, WASH  
G Will Brantley, OSU  
G Ryan Drew, CAL  
G Gerald Madkins, UCLA

**1988-89**

F Adam Keefe, STAN  
F \*Don MacLean, UCLA  
C Sean Rooks, ARIZ  
G Darrick Martin, UCLA  
G Matt Othick, ARIZ

**1989-90**

F Brian Hendrick, CAL  
F Tracy Murray, UCLA  
C Ed Stokes, ARIZ  
G \*Harold Miner, USC  
G Bennie Seltzer, WSU

**1990-91**

F \*Jamal Faulkner, ASU  
G Dwayne Fontana, ASU  
G Jordy Lyden, ORE  
G Khalid Reeves, ARIZ  
G Shon Tarver, UCLA

**1991-92**

F Mario Bennett, ASU  
F Lamond Murray, CAL  
F \*Mark Pope, WASH  
G Tyus Edney, UCLA  
G Damon Stoudamire, ARIZ

**1992-93**

F Mark Hendrickson, WSU  
G Dion Cross, STAN  
G Burt Harris, USC  
G \*Jason Kidd, CAL  
G Ron Riley, ASU

**1993-94**

F Charles O'Bannon, UCLA  
C Michael Stewart, CAL  
G Isaac Fontaine, WSU  
G \*Brevin Knight, STAN  
G Kenya Wilkins, ORE

**1994-95**

G Toby Bailey, UCLA  
F \*Tremaine Fowlkes, CAL  
F J.R. Henderson, UCLA  
F Mark Sanford, WASH  
C Tim Young, STAN

**1995-96**

F \*Shareef Abdur-Rahim, CAL  
G Terik Brown, ORE  
C Todd MacCulloch, WASH  
C Jelani McCoy, UCLA  
F Mark Seaton, STAN

**1996-97**

F Corey Benjamin, OSU  
G \*Mike Bibby, ARIZ  
G Carson Cunningham, OSU  
G Eddie House, ASU  
G Blake Pengelly, WSU

**1997-98**

F Jarron Collins, STAN  
G \*Baron Davis, UCLA  
F Sean Lampley, CAL  
G Deaundra Tanner, OSU  
G Earl Watson, UCLA

**1998-99**

G Senque Carey, WASH  
C Dan Gadzuric, UCLA  
F Richard Jefferson, ARIZ  
F JaRon Rush, UCLA  
F \*Michael Wright, ARIZ

**1999-00**

G Gilbert Arenas, ARIZ  
G Jason Gardner, ARIZ  
F Brian Jackson, OSU  
G \*Casey Jacobsen, STAN  
F \*Jason Kapono, UCLA

**2000-01**

G Curtis Allen, WASH  
F T.J. Cummings, UCLA  
F Luke Jackson, ORE  
G Marcus Moore, WSU  
G \*Luke Ridnour, ORE

**2001-02**

G Errick Craven, USC  
C Channing Frye, ARIZ  
C Jamal Sampson, CAL  
G \*Salim Stoudamire, ARIZ  
C/F Amit Tamir, CAL

**2002-03**

G Hassan Adams, ARIZ  
C \*Ike Diogu, ASU  
F Andre Igoudala, ARIZ  
G Richard Midgley, CAL  
G Nate Robinson, WASH

**2003-04**

F Trevor Ariza, UCLA  
G Aaron Brooks, ORE  
G/F Marquise Kately, CAL  
F \*Leon Powe, CAL  
G Mustafa Shakur, ARIZ  
G Lodrick Stewart, USC

**2004-05**

G Arron Afflalo, UCLA  
G \*Jordan Farmar, UCLA  
G Malik Hairston, ORE  
G Gabe Pruitt, USC  
G Bryce Taylor, ORE

**2005-06**

F Jon Brockman, WASH  
G Justin Dentmon, WASH  
F \*L.R. Mbah a Moute, UCLA  
F Jeff Pendergraph, ASU  
F Marcus Williams, ARIZ

**2006-07**

F Ryan Anderson, CAL  
F \*Chase Budinger, ARIZ  
F Taj Gibson, USC  
C Spencer Hawes, WASH  
F Brook Lopez, STAN  
G Tajuan Porter, ORE

**2007-08**

G Jerryd Bayless, ARIZ  
G James Harden, ASU  
F Davon Jefferson, USC  
C \*Kevin Love, UCLA  
G O.J. Mayo, USC

**2008-09**

F DeAngelo Casto, WSU  
F DeMar DeRozan, USC  
G Jeremy Green, STAN  
G Jrue Holiday, UCLA  
G \*Isaiah Thomas, WASH  
G Klay Thompson, WSU

**2009-10**

F Tyler Honeycutt, UCLA  
F Trent Lockett, ASU  
G Reggie Moore, WSU  
F Reeves Nelson, UCLA  
F \*Derrick Williams, ARIZ

**2010-11**

G/F Anthony Brown, STAN  
G \*Allen Crabbe, CAL  
G Maurice Jones, USC  
F Dwight Powell, STAN  
F Joshua Smith, UCLA  
G C.J. Wilcox, WASH

**2011-12**

G Spencer Dinwiddie, COLO  
G Nick Johnson, ARIZ  
F David Kravish, CAL  
G Chasson Randle, STAN  
G \*Tony Wroten, WASH

**2012-13**

G Kyle Anderson, UCLA  
G \*Jahii Carson, ASU  
G Damyean Dotson, ORE  
G/F \*Shabazz Muhammad, UCLA  
F Josh Scott, COLO

**2013-14**

G Bryce Alford, UCLA  
F \*Aaron Gordon, ARIZ  
F Rondae Hollis-Jefferson, ARIZ  
G Zach LaVine, UCLA  
G Nigel Williams-Goss, WASH

\* - Freshman of the Year

Honors selected by Pac-12 coaches.

**ALL- FRESHMEN/  
ALL-ROOKIE  
SELECTIONS BY  
SCHOOL**

1. UCLA..... 32
2. ARIZ..... 24
3. CAL..... 21
4. USC..... 17  
WASH..... 17
6. STAN..... 16
7. OSU..... 13
8. ASU..... 12
9. WSU..... 11
10. ORE..... 10
11. COLO..... 2
12. UTAH..... 0

From 1980-81 - 1982-83, known as the All-Rookie Team and selected by Conference coaches.

From 1992-93 to 1998-99, the All-Newcomer team had been selected by Pac-12 radio play-by-play announcers. From 1999-2000 to 2005-06, the Newcomer of the Year was selected by the announcers and named the FRED HESSLER AWARD in honor of the late UCLA broadcaster.

**1980-81**

- F Charlie Sitton, Fr., OSU
- F Sam Potter, Fr., CAL
- F Lester Conner, Jr., OSU
- C \*John Revelli, Fr., STAN
- G Ken McFadden, Jr., WSU
- G Keith Jones, Fr., STAN

**1981-82**

- F Wayne Carlander, Fr., USC
- F \*Johnny Rodgers, Fr., STAN
- C A.C. Green, Fr., OSU
- G Ken Johnson, Fr., USC
- G Craig Ehlo, Jr., WSU

**1982-83**

- F \*Dave Butler, Fr., CAL
- F Ricky Brown, Jr., WSU
- C Reggie Rogers, Fr., WASH
- G Steve Woodside, Fr., OSU
- G Darryl Flowers, Fr., OSU

**1983-84 - 1991-92**

(No honors awarded)

**1992-93**

- F Mustapha Hoff, Jr., OSU
- C Richard Petruska, Sr., UCLA
- G \*Marcell Capers, Jr., ASU
- G Tony Harris, Jr., WSU
- G Prentiss Perkins, Jr., WASH

**1993-94**

- F Sam Allen, Jr., WASH
- F Darryl Parker, Jr., ORE
- G Stephane Brown, Jr., OSU
- G \*Isaac Burton, Jr., ASU
- G Michael McClain, So., WASH

**1994-95**

- C Mike Amos, Jr., WASH
- G \*Shamon Antrum, So., WSU
- F Ben Davis, Jr., ARIZ
- G Jason Hamilton, Jr., WASH
- F Vladimir Heredia, Jr., OSU
- G Jamal Lawrence, Jr., ORE

**1995-96**

- G \*Ed Gray, Jr., CAL
- G Markee Brown, Jr., OSU
- F Kyle Milling, Jr., ORE
- C Rob Ramaker, Jr., ORE
- F Rodger Farrington, Jr., ASU

**1996-97**

- G Elias Ayuso, So., USC
- F Mike Batiste, So., ASU
- F Bennett Davison, Jr., ARIZ
- F \*Rodrick Rhodes, Sr., USC
- F Terrill Woods, Jr., OSU

**1997-98**

- G Geno Carlisle, Jr., CAL
- G Michael Gill, Jr., CAL
- G Thomas Kilgore, Jr., CAL
- F \*Bobby Lazor, Jr., ASU
- F Adam Spanish, Jr., USC

**1998-99**

- C \*Brian Scalabrine, So., USC
- G Alex Scales, Jr., ORE
- G Josh Steinthal, So., OSU
- G Jan-Michael Thomas, Jr., WSU
- G Darius Wright, Jr., ORE

\* - Newcomer of the Year

**Newcomer of the Year**

- 1992-93 Marcell Capers, G, ASU (Jr., Los Angeles, Calif.)
- 1993-94 Isaac Burton, G, ASU (Jr., Los Angeles, Calif.)
- 1994-95 Shamon Antrum, G, WSU (Jr., New Haven, Conn.)
- 1995-96 Ed Gray, G, CAL (Jr., Riverside, Calif.)
- 1996-97 Rodrick Rhodes, F, USC (Sr., Jersey City, N.J.)
- 1997-98 Bobby Lazor, F, ASU (Jr., Norwich, N.Y.)
- 1998-99 Brian Scalabrine, C, USC (So., Enumclaw, Wash.)
- 1999-00 Loren Woods, C, ARIZ (Jr., St. Louis, Mo.)
- 2000-01 J Locklier, C, WSU (Jr., Rock Hill, S.C.)
- 2001-02 Doug Wrenn, F, WASH (So., Seattle, Wash.)
- 2002-03 Andre Joseph, G, ORE (Jr., Houston, Texas)
- 2003-04 Jeff McMillan, F, USC (Jr., Staten Island, N.Y.)
- 2004-05 Nick DeWitz, F, OSU (Jr., Chandler, Ariz.)
- 2005-06 Ryan Appleby, G, WASH (So., Stanwood, Wash.)

**ALL-NEWCOMER SELECTIONS BY SCHOOL**

1. OSU .....12
2. WASH .....8
3. ORE .....7
- USC .....7
5. CAL .....6
- WSU .....6
7. ASU .....5
8. ARIZ .....3
- STAN .....3
10. UCLA .....1

**PAC-12 ALL-DEFENSIVE**

**2007-08**

- G Darren Collison, UCLA
- F Taj Gibson, USC
- C Robin Lopez, STAN
- G Kyle Weaver, WSU
- G \*Russell Westbrook, UCLA

**2008-09**

- C/F Alfred Aboya, UCLA
- G Darren Collison, UCLA
- F \*Taj Gibson, USC
- G Daniel Hackett, USC
- F Jordan Hill, ARIZ

**2009-10**

- F DeAngelo Casto, WSU
- G Jorge Guitierrez, CAL
- F Justin Holiday, WASH
- G Venoy Overton, WASH
- G \*Seth Tarver, OSU

**2010-11**

- F DeAngelo Casto, WSU
- G Jared Cunningham, OSU
- G Jorge Guitierrez, CAL
- G Malcolm Lee, UCLA
- G \*Marcus Simmons, USC

**2011-12**

- G Jared Cunningham, OSU
- G Kyle Fogg, ARIZ
- G \*Jorge Guitierrez, CAL
- C Aziz N'Diaye, WASH
- F André Roberson, COLO

**2012-13**

- G Jordan Bachynski, ASU
- G Carrick Felix, ASU
- F Josh Huestis, STAN
- C Arsalan Kazemi, ORE
- F \*André Roberson, COLO

**2013-14**

- G \*Jordan Bachynski, ASU
- F Josh Huestis, STAN
- G Nick Johnson, ARIZ
- G T.J. McConnell, ARIZ
- G Delon Wright, UTAH

\* - Defensive Player of the Year

Honors selected by Pac-12 coaches.

**ALL-DEFENSIVE SELECTIONS BY SCHOOL**

1. UCLA .....5
2. ARIZ .....4
- USC .....4
4. ASU .....3
- CAL .....3
- OSU .....3
- STAN .....3
- WASH .....3
- WSU .....3
10. COLO .....2
11. ORE .....1
- UTAH .....1



**1985-86**

Keith Balderston, ORE  
Dave Butler, CAL  
Steve Kerr, ARIZ  
Novian Whitsitt, STAN  
Steve Woodside, OSU

**1986-87**

Keith Balderston, ORE  
Dave Butler, CAL  
Dave Immel, UCLA  
Brian Quinnett, WSU  
Novian Whitsitt, STAN

**1987-88**

Keith Balderston, ORE  
Steve Kerr, ARIZ  
Todd Lichti, STAN  
Bill Sherwood, OSU  
Terry Taylor, STAN

**1988-89**

Matt Muehlebach, ARIZ  
Brian Quinnett, WSU  
Eric Reveno, STAN  
Terry Taylor, STAN  
Andrew Vlahov, STAN

**1989-90**

Teo Alibegovic, OSU  
Kenny Ammann, STAN  
Matt Muehlebach, ARIZ  
John Patrick, STAN  
David Sanders, WSU

**1990-91**

Teo Alibegovic, OSU  
Kenny Ammann, STAN  
Matt Anderson, ASU  
Matt Muehlebach, ARIZ  
John Patrick, STAN

**1991-92**

Peter Dukes, STAN  
Paul Garrett, STAN  
Jon Mitchell, ORE  
Dale Reed, WSU  
Jason Weaver, STAN

**1992-93**

Peter Dukes, STAN  
Jon Mitchell, ORE  
Brett Pagett, WASH  
Richard Petruska, UCLA  
Mark Pope, WASH

**1993-94**

Scott Didrickson, WASH  
Kevin Flanagan, ARIZ  
Jon Mitchell, ORE  
Damaine Powell, USC  
George Zidek, UCLA

**1994-95**

David Harbour, STAN  
\*Jon Mitchell, ORE  
J.D. Vetter, OSU  
David Viik, WSU  
George Zidek, UCLA

**1995-96**

Carlos Daniel, WSU  
David Harbour, STAN  
Rich Jackson, STAN  
Ty Reuter, USC  
J.D. Vetter, OSU

**1996-97**

Carlos Daniel, WSU  
Rich Jackson, STAN  
Cameron Johnson, WSU  
Todd MacCulloch, WASH  
Bob Myers, UCLA

**1997-98**

Carlos Daniel, WSU  
Bobby Lazor, ASU  
Todd MacCulloch, WASH  
A.D. Smith, ORE  
Chris Thompson, WASH

**1998-99**

Will Hutchens, WSU  
Bobby Lazor, ASU  
Todd MacCulloch, WASH  
Mark Madsen, STAN  
A.D. Smith, ORE

**1999-00**

Jason Heide, OSU  
Mark Madsen, STAN  
A.D. Smith, ORE  
Josh Steinthal, OSU  
Chris Walcott, WASH

**2000-01**

Eugene Edgeron, ARIZ  
Ryan Forehan-Kelly, CAL  
Dennis Gates, CAL  
Morgan Lingle, CAL  
Shawn Redhage, ASU

**2001-02**

Curtis Borchart, STAN  
Dennis Gates, CAL  
Ben Lindquist, ORE  
J Locklier, WSU  
Shawn Redhage, ASU

**2002-03**

Justin Allen, ASU  
Joe Kirchofer, STAN  
Shawn Redhage, ASU  
Nick Robinson, STAN  
Amit Tamir, CAL

**2003-04**

**First Team**  
Dan Grunfeld, STAN  
Rob Little, STAN  
Jason Ranne, ARIZ  
Nick Robinson, STAN  
Amit Tamir, CAL  
**Second Team**  
Justin Allen, ASU  
Jay Anderson, ORE  
A.J. Diggs, CAL  
Chris Hernandez, STAN  
Andre Iguodala, ARIZ

**2004-05**

**First Team**  
Dan Grunfeld, STAN  
Jim Hanchett, OSU  
Chris Hernandez, STAN  
Rob Little, STAN  
Nick Robinson, STAN  
**Second Team**  
Wilfried Fameni, ASU  
Hans Gasser, WASH  
Jason Haas, STAN  
Lamar Hurd, OSU  
Jordan Kent, ORE  
Alexander Pribble, CAL

**2005-06**

**First Team**  
Robbie Cowgill, WSU  
Dan Grunfeld, STAN  
Chris Hernandez, STAN  
Lamar Hurd, OSU  
Alex Pribble, CAL  
**Second Team**  
Taj Finger, STAN  
Hans Gasser, WASH  
Chad Goldstein, ASU  
Jordan Kent, ORE  
Peter Prowitt, STAN

**2006-07**

**First Team**  
Aron Baynes, WSU  
Robbie Cowgill, WSU  
Daven Harmeling, WSU  
Alex Pribble, CAL  
Peter Prowitt, STAN  
**Second Team**  
Alfred Aboya, UCLA  
Taj Finger, STAN  
Hans Gasser, WASH  
Angelo Tsagarakis, OSU  
Carlton Weatherby, STAN  
Ryan Wright, UCLA

**2007-08**

**First Team**  
Brett Brielmaier, ARIZ  
Robbie Cowgill, WSU  
Taj Finger, STAN  
Daven Harmeling, WSU  
Taylor Rochestie, WSU  
**Second Team**  
Alfred Aboya, UCLA  
Aron Baynes, WSU  
Nikola Knezevic, CAL  
Nikola Koprivica, WSU  
Roeland Schaftenaar, OSU

**2008-09**

**First Team**  
Aron Baynes, WSU  
Derek Glasser, ASU  
Daven Harmeling, WSU  
Nikola Koprivica, WSU  
Taylor Rochestie, WSU  
**Second Team**  
Nikola Knezevic, CAL  
Rihards Kuksiks, ASU  
Roeland Schaftenaar, OSU  
Drew Shiller, STAN  
Jordan Wilkes, CAL

**2009-10**

**First Team**  
Mustafa Abdul Hamid, UCLA  
Landry Fields, STAN  
Nikola Koprivica, WSU  
Roeland Schaftenaar, OSU  
Drew Shiller, STAN  
**Second Team**  
Jorge Guterrez, CAL  
Malcolm Lee, UCLA  
Abe Lodwick, WSU  
Garrett Sim, ORE  
Jack Trotter, STAN

**2010-11**

**First Team**  
Angus Brandt, OSU  
Trent Lockett, ASU  
Abe Lodwick, WSU  
Rhys Murphy, OSU  
Jack Trotter, STAN  
**Second Team**  
Nicholas Fearn, ORE  
Jorge Gutierrez, CAL  
Harper Kamp, CAL  
Josh Owens, STAN  
Garrett Sim, ORE

**2011-12**

**First Team**  
Sabatino Chen, COLO  
John Gage, STAN  
Trent Lockett, ASU  
Rhys Murphy, OSU  
Jack Trotter, STAN  
**Second Team**  
Harper Kamp, CAL  
Abe Lodwick, WSU  
Josh Owens, STAN  
Patrick Simon, WSU  
Andrew Zimmerman, STAN

**2012-13**

**First Team**  
Sabatino Chen, COLO  
Carrick Felix, ASU  
John Gage, STAN  
Robbie Lemons, STAN  
Jeremy Olsen, UTAH  
**Second Team**  
Andy Brown, STAN  
Shane Harris-Tunks, COLO  
Stefan Nastic, STAN  
Dwight Powell, STAN  
Chasson Randle, STAN

**2013-14**

**First Team**  
Anthony Brown, STAN  
John Gage, STAN  
Robbie Lemons, STAN  
Jeremy Olsen, UTAH  
Brandon Taylor, UTAH  
**Second Team**  
Angus Brandt, OSU  
Chass Bryan, USC  
Junior Longrus, WSU  
Stefan Nastic, STAN  
Chasson Randle, STAN

\* - Only four-time selection

**ALL-ACADEMIC  
SELECTIONS  
BY SCHOOL**

(Total selections)

1. STAN	58
2. WSU	29
3. CAL	18
OSU	18
5. ORE	16
6. ASU	14
7. ARIZ	10
WASH	10
9. UCLA	9
10. COLO	3
USC	3
UTAH	3

**1983-84**

11/28 Butch Hays (Sr.), CAL  
 12/5 John Revelli (Sr.), STAN  
 12/12 Blair Rasmussen (Jr.), ORE  
 12/19 Kenny Fields (Sr.), UCLA  
 12/27 Dave Butler (So.), CAL  
 1/3 A.C. Green (Jr.), OSU  
 1/9 Ralph Jackson (Sr.), UCLA  
 1/16 Blair Rasmussen (Jr.), ORE  
 1/23 Wayne Carlander (Jr.), USC  
 1/30 Chris Harper (Jr.), ORE  
 2/6 Detlef Schrempf (Jr.), WASH  
 2/13 Greg Trapp (Jr.), ORE  
 2/20 Keith Jones (Sr.), STAN  
 Charlie Sitton (Sr.), OSU  
 2/27 Pete Williams (Jr.), ARIZ  
 3/5 Ralph Jackson (Sr.), UCLA  
 3/12 A.C. Green (Jr.), OSU  
 Charlie Sitton (Sr.), OSU

**1984-85**

12/3 Detlef Schrempf (Sr.), WASH  
 12/10 Chris Sandle (Fr.), ASU  
 12/17 A.C. Green (Sr.), OSU  
 12/31 A.C. Green (Sr.), OSU  
 1/7 Eddie Smith (Sr.), ARIZ  
 1/14 Bobby Thompson (Sr.), ASU  
 1/21 Wayne Carlander (Sr.), USC  
 1/28 Nigel Miguel (So.), UCLA  
 2/4 Kevin Johnson (So.), CAL  
 2/11 Wayne Carlander (Sr.), USC  
 2/18 Blair Rasmussen (Sr.), ORE  
 2/25 Reggie Miller (Fr.), UCLA  
 3/4 Blair Rasmussen (Sr.), ORE  
 Wayne Carlander (Sr.), USC  
 3/11 Pete Williams (Sr.), ARIZ

**1985-86**

12/2 Reggie Miller (So.), UCLA  
 12/9 Tom Lewis (Fr.), USC  
 12/16 Darrin Houston (Sr.), OSU  
 12/23 Jerry Adams (Sr.), ORE  
 12/30 Steve Kerr (So.), ARIZ  
 1/6 Jose Ortiz (Jr.), OSU  
 1/13 Chris Welp (Jr.), WASH  
 1/20 Chris Welp (Jr.), WASH  
 1/27 Dave Butler (Sr.), CAL  
 2/3 Howard Wright (Fr.), STAN  
 2/10 Reggie Miller (So.), UCLA  
 2/17 Arthur Thomas (Jr.), ASU  
 2/24 Jerry Adams (Sr.), ORE  
 3/3 Kevin Johnson (Jr.), CAL  
 3/10 Jerry Adams (Sr.), ORE

**1986-87**

12/1 Jose Ortiz (Sr.), OSU  
 12/8 Reggie Miller (Jr.), UCLA  
 12/15 Dwayne Scholten (Sr.), WSU  
 12/22 Joe Wallace (Sr.), WSU  
 12/30 Leonard Taylor (Jr.), CAL  
 1/5 Anthony Taylor (Jr.), ORE  
 1/12 Montel Hatcher (Sr.), UCLA  
 1/19 Craig McMillan (Jr.), ARIZ  
 1/26 Jose Ortiz (Sr.), OSU  
 2/2 Chris Welp (Sr.), WASH  
 2/9 Joe Wallace (Sr.), WSU  
 2/16 Dave Butler (Sr.), CAL  
 2/23 Sean Elliott (So.), ARIZ  
 3/2 Reggie Miller (Jr.), UCLA

**1987-88**

11/30 Todd Lichti (Jr.), STAN  
 12/7 Sean Elliott (Jr.), ARIZ  
 12/14 Steve Kerr (Sr.), ARIZ

12/21 Steve Kerr (Sr.), ARIZ  
 1/4 Sean Elliott (Jr.), ARIZ  
 1/11 Eric Knox (Jr.), OSU  
 1/18 David Sanders (So.), WSU  
 1/25 Eldridge Recasner (So.), WASH  
 2/1 Trevor Wilson (So.), UCLA  
 2/8 Howard Wright (Jr.), STAN  
 2/15 Ryan Drew (Fr.), CAL  
 2/22 Sean Elliott (Jr.), ARIZ  
 2/29 Gary Payton (So.), OSU  
 3/7 Gary Payton (So.), OSU

**1988-89**

11/28 Gary Payton (Jr.), OSU  
 12/5 Don MacLean (Fr.), UCLA  
 12/12 Sean Elliott (Sr.), ARIZ  
 12/19 Mark West (Jr.), WASH  
 1/3 Todd Lichti (Sr.), STAN  
 1/9 Todd Lichti (Sr.), STAN  
 1/16 Anthony Cook (Sr.), ARIZ  
 1/23 Gary Payton (Jr.), OSU  
 1/30 Brian Quinnett (Sr.), WSU  
 2/6 Todd Lichti (Sr.), STAN  
 2/13 Gary Payton (Jr.), OSU  
 2/20 Sean Elliott (Sr.), ARIZ  
 2/27 Howard Wright (Sr.), STAN  
 3/6 Anthony Cook (Sr.), ARIZ

**1989-90**

11/27 Jud Buechler (Sr.), ARIZ  
 12/4 Gary Payton (Sr.), OSU  
 12/11 Gary Payton (Sr.), OSU  
 12/18 Adam Keefe (So.), STAN  
 1/2 Gary Payton (Sr.), OSU  
 1/9 Alex Austin (Sr.), ASU  
 1/16 Brian Hendrick (Fr.), CAL  
 1/22 Adam Keefe (So.), STAN  
 1/29 Don MacLean (So.), UCLA  
 2/5 Harold Miner (Fr.), USC  
 2/12 Jud Buechler (Sr.), ARIZ  
 2/19 Keith Smith (Sr.), CAL  
 2/26 Gary Payton (Sr.), OSU  
 3/5 Harold Miner (Fr.), USC

**1990-91**

11/26 Chris Mills (So.), ARIZ  
 12/3 Don MacLean (Jr.), UCLA  
 12/10 Terrell Brandon (Jr.), ORE  
 12/17 Harold Miner (So.), USC  
 12/31 Terrell Brandon (Jr.), ORE  
 1/7 Teo Alibegovic (Sr.), OSU  
 1/14 Adam Keefe (Jr.), STAN  
 1/21 Chris Mills (So.), ARIZ  
 1/28 Doug Meekins (Jr.), WASH  
 2/4 Adam Keefe (Jr.), STAN  
 2/11 Brian Williams (Jr.), ARIZ  
 2/18 Billy Dreher (So.), CAL  
 2/25 Harold Miner (So.), USC  
 3/5 Dion Brown (Sr.), WASH  
 3/11 Matt Muehlebach (Sr.), ARIZ

**1991-92**

11/26 Neil Derrick (Sr.), WSU  
 12/2 Chad Scott (Jr.), OSU  
 12/9 Chris Mills (Jr.), ARIZ  
 12/16 Adam Keefe (Sr.), STAN  
 12/23 Harold Miner (Jr.), USC  
 12/30 Peter Dukes (Jr.), STAN  
 Chad Scott (Jr.), OSU  
 1/6 Don MacLean (Sr.), UCLA  
 1/13 Don MacLean (Sr.), UCLA  
 1/20 Jamal Faulkner (So.), ASU  
 1/27 Harold Miner (Jr.), USC  
 2/3 Duane Cooper (Sr.), USC

2/10 Adam Keefe (Sr.), STAN  
 Antoine Stoudamire (So.), ORE  
 2/17 Scott Haskin (Jr.), OSU  
 2/24 Mario Bennett (Fr.), ASU  
 3/2 Harold Miner (Jr.), USC  
 3/9 Bennie Seltzer (Jr.), WSU  
 3/16 Don MacLean (Sr.), UCLA

**1992-93**

12/7 Ed O'Bannon (So.), UCLA  
 12/14 Chris Mills (Sr.), ARIZ  
 12/21 Bennie Seltzer (Sr.), WSU  
 1/4 Dwayne Fontana (Jr.), ASU  
 1/11 Chris Mills (Sr.), ARIZ  
 Scott Haskin (Sr.), OSU  
 1/18 Scott Haskin (Sr.), OSU  
 1/25 Ed Stokes (Sr.), ARIZ  
 2/1 Stevin Smith (Jr.), ASU  
 2/8 Mark Hendrickson (Fr.), WSU  
 2/15 Shon Tarver (Jr.), UCLA  
 2/22 Chris Mills (Sr.), ARIZ  
 3/1 Rodney Chatman (Sr.), USC  
 3/15 Chris Mills (Sr.), ARIZ

**1993-94**

12/6 Damon Stoudamire (Jr.), ARIZ  
 12/13 Jason Kidd (So.), CAL  
 12/20 George Zidek (Jr.), UCLA  
 1/3 Khalid Reeves (Sr.), ARIZ  
 Jan 11 Lamond Murray (Jr.), CAL  
 1/17 Lamond Murray (Jr.), CAL  
 1/24 Tyus Edney (Jr.), UCLA  
 1/31 Jason Kidd (So.), CAL  
 2/7 Maurice Woods (Sr.), WASH  
 2/14 Khalid Reeves (Sr.), ARIZ  
 2/21 Orlando Williams (Jr.), ORE  
 2/28 Khalid Reeves (Sr.), ARIZ  
 3/7 Lamond Murray (Jr.), CAL  
 3/14 Eddie Hill (Sr.), WSU

**1994-95**

12/5 Ed O'Bannon (Sr.), UCLA  
 12/12 Brent Barry (Sr.), OSU  
 12/19 Ed O'Bannon (Sr.), UCLA  
 1/2 Kenya Wilkins (So.), ORE  
 1/9 Donminic Ellison (So.), WSU  
 1/16 Damon Stoudamire (Sr.), ARIZ  
 1/23 Mark Hendrickson (Jr.), WSU  
 1/30 Tremaine Fowlkes (Fr.), CAL  
 2/6 Brevin Knight (So.), STAN  
 2/13 Mario Bennett (Jr.), ASU  
 2/20 Ed O'Bannon (Sr.), UCLA  
 2/27 Ed O'Bannon (Sr.), UCLA  
 3/6 Brent Barry (Sr.), OSU  
 3/13 Mario Bennett (Jr.), ASU

**1995-96**

12/4 Joseph Blair (Sr.), ARIZ  
 12/11 Jelani McCoy (Fr.), UCLA  
 12/18 Ed Gray (Jr.), CAL  
 1/2 Toby Bailey (So.), UCLA  
 1/8 Shareef Abdur-Rahim (Fr.), CAL  
 1/15 Kris Johnson (So.), UCLA  
 1/22 Ben Davis (Sr.), ARIZ  
 1/29 Mark Sanford (So.), WASH  
 2/5 Brevin Knight (Jr.), STAN  
 2/12 Miles Simon (So.), ARIZ  
 2/19 Kenya Wilkins (Jr.), ORE  
 2/26 Ed Gray (Jr.), CAL  
 3/4 Shareef Abdur-Rahim (Fr.), CAL  
 3/11 David Harbour (Sr.), STAN

**1996-97**

12/2 Ed Gray (Sr.), CAL  
 12/9 Kenya Wilkins (Sr.), ORE  
 12/16 Michael Dickerson (Jr.), ARIZ  
 12/23 Kenya Wilkins (Sr.), ORE  
 1/6 Rodrick Rhodes (Sr.), USC  
 1/13 Brevin Knight (Sr.), STAN  
 1/20 Corey Benjamin (Fr.), OSU  
 1/27 Ed Gray (Sr.), CAL  
 2/3 Mark Sanford (Jr.), WASH  
 2/10 Miles Simon (Jr.), ARIZ  
 Stais Boseman (Sr.), USC  
 2/17 Charles O'Bannon (Sr.), UCLA  
 2/24 Ed Gray (Sr.), CAL  
 Toby Bailey (Jr.), UCLA  
 3/3 Michael Dickerson (Jr.), ARIZ  
 3/10 Tim Young (So.), STAN

**1997-98**

12/1 Todd MacCulloch (Jr.), WASH  
 12/8 Mark Madsen (So.), STAN  
 12/15 Jason Terry (Jr.), ARIZ  
 12/22 J.R. Henderson (Sr.), UCLA  
 1/6 Miles Simon (Sr.), ARIZ  
 1/12 Michael Dickerson (Sr.), ARIZ  
 1/19 Todd MacCulloch (Jr.), WASH  
 1/26 Corey Benjamin (So.), OSU  
 2/2 Mike Bibby (So.), ARIZ  
 2/9 Jeremy Veal (Sr.), ASU  
 2/16 Donald Watts (Jr.), WASH  
 2/23 Sean Marks (Sr.), CAL  
 3/2 Toby Bailey (Sr.), UCLA  
 3/8 Gary Johnson (Sr.), USC

**1998-99**

11/30 Deon Lutton (Jr.), WASH  
 12/7 Geno Carlisle (Sr.), CAL  
 12/14 Jan-Michael Thomas (Jr.), WSU  
 12/21 Eddie House (Jr.), ASU  
 1/5 Baron Davis (So.), UCLA  
 1/11 Deaundra Tanner (So.), OSU  
 1/18 Todd MacCulloch (Sr.), WASH  
 1/25 Baron Davis (So.), UCLA  
 2/1 Jason Terry (Sr.), ARIZ  
 2/8 Deon Lutton (Jr.), WASH  
 2/15 Darius Wright (Jr.), ORE  
 2/22 Jason Terry (Sr.), ARIZ  
 3/1 Arthur Lee (Sr.), STAN  
 3/7 Jason Terry (Sr.), ARIZ

**1999-2000**

11/27 Jason Collins (Fr.), STAN  
 12/6 Michael Wright (So.), ARIZ  
 12/13 Brian Scalabrine (Jr.), USC  
 12/20 Eddie House (Sr.), ASU  
 1/3 Eddie House (Sr.), ASU  
 1/10 Eddie House (Sr.), ASU  
 1/17 Loren Woods (Jr.), ARIZ  
 1/24 David Bluthenthal (So.), USC  
 1/31 A.D. Smith (Sr.), ORE  
 2/7 Loren Woods (Jr.), ARIZ  
 2/14 Mark Madsen (Sr.), STAN  
 2/21 Eddie House (Sr.), ASU  
 2/28 Earl Watson (Jr.), UCLA  
 3/6 Alex Scales (Sr.), ORE  
 3/13 Jeff Trepagnier (Jr.), USC

**2000-01**

11/27 Michael Wright (Jr.), ARIZ  
 12/4 Luke Walton (So.), ARIZ  
 12/11 David Bluthenthal (Jr.), USC  
 12/18 Bryan Bracey (Sr.), ORE  
 1/3 Sam Clancy (Jr.), USC  
 1/8 Jarron Collins (Sr.), STAN

Jason Collins (Jr.), STAN  
1/16 Jason Kapono (So.), UCLA  
1/22 Gilbert Arenas (So.), ARIZ  
1/29 Sean Lampley (Sr.), CAL  
2/5 Awvee Storey (Jr.), ASU  
2/12 Sean Lampley (Sr.), CAL  
2/19 Gilbert Arenas (So.), ARIZ  
2/26 Sean Lampley (Sr.), CAL  
3/5 Casey Jacobsen (So.), STAN  
3/12 Loren Woods (Sr.), ARIZ

**2001-02**

11/26 Jason Gardner (Jr.), ARIZ  
12/3 Curtis Allen (So.), WASH  
12/10 Marcus Moore (Jr.), WSU  
12/17 Joe Shipp (Jr.), CAL  
1/7 Chad Prewitt (Sr.), ASU  
1/14 Matt Barnes (Sr.), UCLA  
1/21 Luke Walton (Jr.), ARIZ  
1/28 Philip Ricci (Jr.), OSU  
2/4 Casey Jacobsen (Jr.), STAN  
2/11 Amit Tamir (Fr.), CAL  
2/18 David Bluthenthal (Sr.), USC  
2/25 Frederick Jones (Sr.), ORE  
3/4 Curtis Borchardt (Jr.), STAN

**2002-03**

12/2 Luke Ridnour (Jr.), ORE  
12/9 Luke Jackson (Jr.), ORE  
12/16 Jason Gardner (Sr.), ARIZ  
1/6 Jason Kapono (Sr.), UCLA  
1/13 Joe Shipp (Sr.), CAL  
1/20 Joe Shipp (Sr.), CAL  
1/27 Jason Gardner (Sr.), ARIZ  
2/3 Brian Jackson (Sr.), OSU  
2/10 Brian Wethers (Sr.), CAL  
2/17 Ike Diogu (Fr.), ASU  
2/24 Channing Frye (So.), ARIZ  
3/3 Salim Stoudamire (So.), ARIZ  
3/10 Tommy Smith (Sr.), ASU

**2003-04**

12/1 Chris Hernandez (So.), STAN  
12/8 Matt Lottich (Sr.), STAN  
12/15 Hassan Adams (So.), ARIZ  
12/22 Matt Lottich (Sr.), STAN  
1/5 Janou Rubin (Jr.), UCLA  
1/12 Josh Childress (Jr.), STAN  
1/19 Desmon Farmer (Sr.), USC  
1/26 Leon Powe (Fr.), CAL  
2/2 Nate Robinson (So.), WASH  
2/9 Richard Midgely (So.), CAL  
2/16 Salim Stoudamire (Jr.), ARIZ  
2/23 David Lucas (Jr.), OSU  
2/28 Brandon Roy (So.), WASH  
3/8 Luke Jackson (Sr.), ORE

**2004-05**

11/29 Nate Robinson (Jr.), WASH  
12/6 Ike Diogu (Jr.), ASU  
12/13 Jordan Farmer (Fr.), UCLA  
12/20 Dijon Thompson (Sr.), UCLA  
1/3 David Lucas (Sr.), OSU  
1/10 Ike Diogu (Jr.), ASU  
1/17 Salim Stoudamire (Sr.), ARIZ  
1/24 Dan Grunfeld (Jr.), STAN  
1/31 Thomas Kelati (Sr.), WSU  
2/7 Ike Diogu (Jr.), ASU  
2/14 David Lucas (Sr.), OSU  
2/21 Salim Stoudamire (Sr.), ARIZ  
2/28 Tre Simmons (Sr.), WASH  
3/7 Salim Stoudamire (Sr.), ARIZ

**2005-06**

11/29 DeVon Hardin (So.), CAL  
12/5 Leon Powe (So.), CAL  
12/12 Gabe Pruitt (So.), USC  
12/19 Chris Stephens (Sr.), OSU  
12/26 Hassan Adams (Sr.), ARIZ  
1/2 Hassan Adams (Sr.), ARIZ  
1/9 Josh Akognon (So.), WSU  
1/16 Bobby Jones (Sr.), WASH  
1/23 Matt Haryasz (Sr.), STAN  
1/30 Matt Haryasz (Sr.), STAN  
2/6 Chris Hernandez (Sr.), STAN  
2/13 Brandon Roy (Sr.), WASH  
2/20 Brandon Roy (Sr.), WASH  
2/27 Brandon Roy (Sr.), WASH  
3/6 Arron Afflalo (So.), UCLA

**2006-07**

11/20 Chase Budinger (Fr.), ARIZ  
11/27 Darren Collison (So.), UCLA  
12/4 Josh Shipp (So.), UCLA  
12/11 Daven Harmeling (So.), WSU  
12/18 Bryce Taylor (Jr.), ORE  
12/26 Spencer Hawes (Fr.), WASH  
1/1 Ivan Radenovic (Sr.), ARIZ  
1/7 Aaron Brooks (Sr.), ARIZ  
1/15 Anthony Goods (So.), STAN  
1/22 Nick Young (Jr.), USC  
1/29 Brook Lopez (Fr.), STAN  
2/5 Daven Harmeling (So.), WSU  
2/12 Jon Brockman (So.), WASH  
2/19 Darren Collison (So.), UCLA  
2/26 Tajuan Porter (Fr.), ORE  
3/5 Ivan Radenovic (Sr.), ARIZ

**2007-08**

11/19 Jon Brockman (Jr.), WASH  
11/26 Kevin Love (Fr.), UCLA  
12/3 Ryan Anderson (So.), CAL  
12/10 Jordan Hill (So.), ARIZ  
12/17 Ty Abbott (Fr.), ASU  
12/24 Jon Brockman (Jr.), WASH  
12/31 Jerome Randle (So.), CAL  
1/7 James Harden (Fr.), ASU  
1/14 Kevin Love (Fr.), UCLA  
1/21 Jon Brockman (Jr.), WASH  
1/28 Kevin Love (Fr.), UCLA  
2/4 Ryan Anderson (So.), CAL  
2/11 Jeff Pendergraph (Jr.), ASU  
2/18 Jerryd Bayless (Fr.), ARIZ  
2/25 O.J. Mayo (Fr.), USC  
3/3 Brook Lopez (So.), STAN  
3/10 Taj Gibson (So.), USC

**2008-09**

11/17 Darren Collison (Sr.), UCLA  
11/24 James Harden (So.), ASU  
12/1 James Harden (So.), ASU  
12/8 Dwight Lewis (Jr.), USC  
12/15 Jordan Hill (Jr.), ARIZ  
12/22 Jerome Randle (Jr.), CAL  
12/29 Jamelle Horne (So.), ARIZ  
1/5 Patrick Christopher (Jr.), CAL  
1/12 Patrick Christopher (Jr.), CAL  
1/19 Lawrence Hill (Sr.), STAN  
1/26 Roeland Schaffenaar (Jr.), OSU  
2/2 Chase Budinger (Jr.), ARIZ  
2/9 Alfred Aboya (Sr.), UCLA  
2/16 Nic Wise (Jr.), ARIZ  
2/23 Taylor Rochestie (Sr.), WSU  
3/2 Jon Brockman (Sr.), WASH  
3/9 Josh Shipp (Sr.), UCLA

**2009-10**

11/16 Quincy Pondexter (Sr.), WASH  
11/23 Klay Thompson (So.), WSU  
11/30 Klay Thompson (So.), WSU  
12/7 Quincy Pondexter (Sr.), WASH  
12/14 Patrick Christopher (Sr.), CAL  
12/21 Alex Stepheson (Jr.), USC  
12/28 Mike Gerrity (Sr.), USC  
1/4 Michael Dunigan (So.), ORE  
1/11 Ty Abbott (Jr.), ASU  
1/18 Quincy Pondexter (Sr.), WASH  
1/25 Landry Fields (Sr.), STAN  
2/1 Nic Wise (Sr.), ARIZ  
2/8 Quincy Pondexter (Sr.), WASH  
2/15 Jerome Randle (Sr.), CAL  
2/22 Landry Fields (Sr.), STAN  
3/1 Jamal Boykin (Sr.), CAL  
3/8 Quincy Pondexter (Sr.), WASH

**2010-11**

11/22 Reeves Nelson (So.), UCLA  
11/29 Klay Thompson (Jr.), WSU  
12/6 Derrick Williams (So.), ARIZ  
12/13 Klay Thompson (Jr.), WSU  
12/20 Reeves Nelson (So.), UCLA  
12/27 Jio Fontan (Jr.), USC  
1/3 M. Bryan-Amaning (Sr.), WASH  
1/10 Isaiah Thomas (Jr.), WASH  
1/17 Derrick Williams (So.), ARIZ  
1/24 Isaiah Thomas (Jr.), WASH  
1/31 Lamont Jones (So.), ARIZ  
2/7 Joevan Catron (Sr.), ORE  
2/14 Isaiah Thomas (Jr.), WASH  
2/21 Derrick Williams (So.), ARIZ  
2/28 Nikola Vucevic (Jr.), USC  
3/7 Ty Abbott (Sr.), ASU

**2011-12**

11/14 C.J. Wilcox (So.), WASH  
11/21 Jared Cunningham (Jr.), OSU  
11/28 Maurice Jones (So.), USC  
12/5 Solomon Hill (Jr.), ARIZ  
12/12 Brock Motum (Jr.), WSU  
12/19 Ahmad Starks (So.), OSU  
12/26 Solomon Hill (Jr.), ARIZ  
1/2 Tony Wroten (Fr.), WASH  
1/9 Carlon Brown (Sr.), COLO  
1/16 Terrence Ross (So.), WASH  
1/23 Faisal Aden (Sr.), WSU  
1/30 Jared Cunningham (Jr.), OSU  
2/6 Kyle Fogg (Sr.), ARIZ  
2/13 E.J. Singler (Jr.), ORE  
2/20 Justin Cobb (So.), CAL  
2/27 Kyle Fogg (Sr.), ARIZ  
3/5 Lazerick Jones (Sr.), UCLA

**2012-13**

11/12 Ahmad Starks (Jr.), OSU  
11/19 Askia Booker (So.), COLO  
11/26 Justin Cobbs (Jr.), CAL  
12/3 Carrick Felix (Sr.), ASU  
12/10 Brock Motum (Sr.), WSU  
12/17 André Roberson (Jr.), COLO  
12/24 Eric Moreland (So.), OSU  
12/31 Shabazz Muhammad (Fr.), UCLA  
1/7 Carrick Felix (Sr.), ASU  
1/14 C.J. Wilcox (Jr.), WASH  
1/21 Mark Lyons (Sr.), ARIZ  
1/28 Carrick Felix (Sr.), ASU  
2/4 Josh Huestis (Jr.), STAN  
2/11 Allen Crabbe (Jr.), CAL  
2/18 Allen Crabbe (Jr.), CAL  
2/25 Justin Cobbs (Jr.), CAL  
3/4 Kyle Anderson (Fr.), UCLA  
3/11 Brock Motum (Sr.), WSU

**2013-14**

11/11 Tyrone Wallace (So.), CAL  
11/18 Roberto Nelson (Sr.), OSU  
11/25 Jahii Carson (So.), ASU  
12/2 Nick Johnson (Jr.), ARIZ  
12/9 Askia Booker (Jr.), COLO  
12/16 Jordan Loveridge (So.), UTAH  
12/23 Chasson Randle (Jr.), STAN  
12/30 Roberto Nelson (Sr.), OSU  
1/6 Askia Booker (Jr.), COLO  
1/13 Justin Cobbs (Sr.), CAL  
1/20 Delon Wright (Jr.), UTAH  
1/27 Kyle Anderson (So.), UCLA  
2/3 Justin Cobbs (Sr.), CAL  
2/10 Jordan Bachynski (Sr.), ASU  
2/17 Jermaine Marshall (Sr.), ASU  
2/24 Josh Huestis (Sr.), STAN  
3/3 Mike Moser (Sr.), ORE  
3/10 Mike Moser (Sr.), ORE

PLAYERS OF THE WEEK - BY THE NUMBERS

Gary Payton, OSU.....9	Kyle Fogg, ARIZ.....2	Tyus Edney, UCLA.....1	Chris Sandle, ASU.....1
Chris Mills, ARIZ.....7	Daven Harmeling, WSU.....2	Donminic Ellison, WSU.....1	Brian Scalabrino, USC.....1
Harold Miner, USC.....7	Matt Haryasz, STAN.....2	Jordan Farmar, UCLA.....1	Alex Scales, ORE.....1
Adam Keefe, STAN.....6	Mark Hendrickson, WSU.....2	Desmon Farmer, USC.....1	Roeland Schaftenaar, OSU.....1
Don MacLean, UCLA.....6	Chris Hernandez, STAN.....2	Jamal Faulkner, ASU.....1	Dwayne Scholten, WSU.....1
Sean Elliott, ARIZ.....6	Jordan Hill, ARIZ.....2	Kenny Fields, UCLA.....1	Tre Simmons, WASH.....1
Jon Brockman, WASH.....5	Solomon Hill, ARIZ.....2	Jio Fontan, USC.....1	E.J. Singler, ORE.....1
Ed Gray, CAL.....5	Josh Huestis, STAN.....2	Dwayne Fontana, ASU.....1	A.D. Smith, ORE.....1
Eddie House, ASU.....5	Luke Jackson, ORE.....2	Tremaine Fowlkes, CAL.....1	Eddie Smith, ARIZ.....1
Reggie Miller, UCLA.....5	Ralph Jackson, UCLA.....2	Channing Frye, ARIZ.....1	Keith Smith, CAL.....1
Ed O'Bannon, UCLA.....5	Casey Jacobsen, STAN.....2	Mike Gerrity, USC.....1	Stevin Smith, ASU.....1
Quincy Pondexter, WASH.....5	Kevin Johnson, CAL.....2	Taj Gibson, USC.....1	Chris Stephens, OSU.....1
Salim Stoudamire, ARIZ.....5	Jason Kapono, UCLA.....2	Anthony Goods, STAN.....1	Alex Stepheson, USC.....1
Wayne Carlander, USC.....4	Jason Kidd, CAL.....2	Dan Grunfeld, STAN.....1	Tommy Smith, ASU.....1
Justin Cobbs, CAL.....4	Brook Lopez, STAN.....2	David Harbour, STAN.....1	Ed Stokes, ARIZ.....1
Ike Diogu, ASU.....4	Matt Lottich, STAN.....2	DeVon Hardin, CAL.....1	Awwee Storey, ASU.....1
A.C. Green, OSU.....4	Deon Luton, WASH.....2	Chris Harper, ORE.....1	Antoine Stoudamire, ORE.....1
Todd Lichti, STAN.....4	Mark Madsen, STAN.....2	Montel Hatcher, UCLA.....1	Amit Tamir, CAL.....1
Blair Rasmussen, ORE.....4	Mike Moser, ORE.....2	Spencer Hawes, WASH.....1	Deandra Tanner, OSU.....1
Brandon Roy, WASH.....4	Reeves Nelson, UCLA.....2	Butch Hays, CAL.....1	Shon Tarver, UCLA.....1
Jason Terry, ARIZ.....4	Roberto Nelson, OSU.....2	J.R. Henderson, UCLA.....1	Anthony Taylor, ORE.....1
Klay Thompson, WSU.....4	Leon Powe, CAL.....2	Brian Hendrick, CAL.....1	Bryce Taylor, ORE.....1
Hassan Adams, ARIZ.....3	Ivan Radenovic, ARIZ.....2	Eddie Hill, WSU.....1	Leonard Taylor, CAL.....1
Jerry Adams, ORE.....3	Jerome Randle, CAL.....2	Lawrence Hill, STAN.....1	Arthur Thomas, ASU.....1
Toby Bailey, UCLA.....3	Nate Robinson, WASH.....2	Jamelle Horne, ARIZ.....1	Jan-Michael Thomas, WSU.....1
Mario Bennett, ASU.....3	Mark Sanford, WASH.....2	Darrin Houston, OSU.....1	Bobby Thompson, ASU.....1
David Bluthenthal, USC.....3	Detlef Schrempf, WASH.....2	Gary Johnson, USC.....1	Dijon Thompson, UCLA.....1
Askia Booker, COLO.....3	Chad Scott, OSU.....2	Brian Jackson, OSU.....1	Greg Trapp, ORE.....1
Darren Collison, UCLA.....3	Bennie Seltzer, WSU.....2	Kris Johnson, UCLA.....1	Jeff Trepagnier, USC.....1
Patrick Christopher, CAL.....3	Josh Shipp, UCLA.....2	Nick Johnson, ARIZ.....1	Jeremy Veal, ASU.....1
Michael Dickerson, ARIZ.....3	Charlie Sitton, OSU.....2	Bobby Jones, WASH.....1	Nikola Vucevic, USC.....1
Carrick Felix, ASU.....3	Ahmad Starks, OSU.....2	Frederick Jones, ORE.....1	Earl Watson, UCLA.....1
Jason Gardner, ARIZ.....3	Damon Stoudamire, ARIZ.....2	Keith Jones, STAN.....1	Donald Watts, WASH.....1
James Harden, ASU.....3	Joe Wallace, WSU.....2	Lamont Jones, ARIZ.....1	Mark West, WASH.....1
Scott Haskin, OSU.....3	Luke Walton, ARIZ.....2	Lazerick Jones, UCLA.....1	Brian Wethers, CAL.....1
Steve Kerr, ARIZ.....3	C.J. Wilcox, WASH.....2	Maurice Jones, USC.....1	Brian Williams, ARIZ.....1
Brevin Knight, STAN.....3	Pete Williams, ARIZ.....2	Thomas Kelati, WSU.....1	Orlando Williams, ORE.....1
Sean Lampley, CAL.....3	Kenya Wilkins, ORE.....2	Eric Knox, OSU.....1	Maurice Woods, WASH.....1
Kevin Love, UCLA.....3	Nic Wise, ARIZ.....2	Arthur Lee, STAN.....1	Trevor Wilson, UCLA.....1
David Lucas, OSU.....3	Michael Wright, ARIZ.....2	Dwight Lewis, USC.....1	Darius Wright, ORE.....1
Todd MacCulloch, STAN.....3	Alfred Aboya, UCLA.....1	Tom Lewis, USC.....1	Delon Wright, UTAH.....1
Brock Motum, WSU.....3	Arron Afflalo, UCLA.....1	Trent Lockett, ASU.....1	Tony Wroten, WASH.....1
Lamond Murray, CAL.....3	Faisel Aden, WSU.....1	Jordan Loveridge, UTAH.....1	Nick Young, USC.....1
Jose Ortiz, OSU.....3	Josh Akognon, WSU.....1	Mark Lyons, ARIZ.....1	Tim Young, STAN.....1
Khalid Reeves, ARIZ.....3	Teo Alibegovic, OSU.....1	Sean Marks, CAL.....1	George Zidek, UCLA.....1
Joe Shipp, CAL.....3	Curts Allen, WASH.....1	Jermaine Marshall, ASU.....1	
Miles Simon, ARIZ.....3	Alex Austin, ASU.....1	O.J. Mayo, USC.....1	
Isaiah Thomas, WASH.....3	Jordan Bachynski, ASU.....1	Jelani McCoy, UCLA.....1	
Chris Welp, WASH.....3	Matt Barnes, UCLA.....1	Craig McMillan, ARIZ.....1	
Kenya Wilkins, ORE.....3	Jerryd Bayless, ARIZ.....1	Doug Meekins, WASH.....1	
Derrick Williams, ARIZ.....3	Joseph Blair, ARIZ.....1	Richard Midgely, CAL.....1	
Loren Woods, ARIZ.....3	Curtis Borchardt, STAN.....1	Nigel Miguel, UCLA.....1	
Howard Wright, STAN.....3	Stais Boseman, USC.....1	Marcus Moore, WSU.....1	
Ty Abbott, ASU.....2	Jamal Boykin, CAL.....1	Eric Moreland, OSU.....1	
Shareef Abdur-Rahim, CAL.....2	Bryan Bracey, ORE.....1	Matt Muehlebach, ARIZ.....1	
Kyle Anderson, UCLA.....2	Aaron Brooks, ORE.....1	Shabazz Muhammad, UCLA.....1	
Ryan Anderson, CAL.....2	Carlton Brown, COLO.....1	Charles O'Bannon, UCLA.....1	
Gilbert Arenas, ARIZ.....2	Dion Brown, WASH.....1	Jeff Pendergraph, ASU.....1	
Brent Barry, OSU.....2	Matthew Bryan-Amaning, WASH.....1	Chad Prewitt, ASU.....1	
Corey Benjamin, OSU.....2	Geno Carlisle, CAL.....1	Tajuan Porter, ORE.....1	
Terrell Brandon, OSU.....2	Jahii Carson, ASU.....1	Brian Quinnett, WSU.....1	
Chase Budinger, ARIZ.....2	Joevan Catron, ORE.....1	Chasson Randle, STAN.....1	
Jud Buechler, ARIZ.....2	Rodney Chatman, USC.....1	Eldridge Recasner, WASH.....1	
Dave Butler, CAL.....2	Josh Childress, STAN.....1	John Revelli, STAN.....1	
Jason Collins, STAN.....2	Sam Clancy, USC.....1	Rodrick Rhodes, USC.....1	
Anthony Cook, ARIZ.....2	Jarron Collins, STAN.....1	Phillip Ricci, OSU.....1	
Allen Crabbe, CAL.....2	Duane Cooper, USC.....1	Luke Ridnour, ORE.....1	
Jared Cunningham, OSU.....2	Ben Davis, ARIZ.....1	André Roberson, COLO.....1	
Baron Davis, UCLA.....2	Neil Derrick, WSU.....1	Taylor Rochestie, WSU.....1	
Landry Fields, STAN.....2	Billy Dreher, CAL.....1	Terrence Ross, WASH.....1	
	Ryan Drew, CAL.....1	Janou Rubin, UCLA.....1	
	Peter Dukes, STAN.....1	David Sanders, WSU.....1	
	Michael Dunigan, ORE.....1		

PLAYERS OF THE WEEK SELECTIONS BY SCHOOL (Total selections)

1. ARIZ.....	86
2. UCLA.....	56
3. CAL.....	52
4. STAN.....	47
5. OSU.....	46
WASH.....	46
7. ASU.....	35
8. USC.....	34
9. ORE.....	32
10. WSU.....	27
11. COLO.....	5
12. UTAH.....	2

PLAYERS OF THE WEEK BREAKDOWN BY CLASS

Senior.....	197
Junior.....	143
Sophomore.....	93
Freshmen.....	35

All honors selected by Conference coaches, unless noted otherwise.

**PLAYER OF THE YEAR**

1975-76 Ron Lee, G, ORE (Sr., Lexington, Mass.)  
 1976-77 Marques Johnson, F, UCLA (Sr., Los Angeles, Calif.)  
 1977-78 David Greenwood, F, UCLA (Jr., Los Angeles, Calif.)  
 1978-79 David Greenwood, F, UCLA (Sr., Los Angeles, Calif.)  
 1979-80 Don Collins, F, WSU (Sr., Toledo, Ohio)  
 1980-81 Steve Johnson, C, OSU (Sr., San Bernardino, Calif.)  
 1981-82 Lester Conner, G, OSU (Sr., Oakland, Calif.)  
 1982-83 Kenny Fields, F, UCLA (Jr., Los Angeles, Calif.)  
 1983-84 A.C. Green, F, OSU (Jr., Portland, Ore.)  
 1984-85 Wayne Carlander, F, USC (Sr., Huntington Beach, Calif.)  
 1985-86 Chris Welp, C, WASH (Jr., Osnabruck, W.G.)  
 1986-87 Jose Ortiz, C, OSU (Sr., Cayey, P.R.)  
 1987-88 Sean Elliott, F, ARIZ (Jr., Tucson, Ariz.)  
 1988-89 Sean Elliott, F, ARIZ (Sr., Tucson, Ariz.)  
 1989-90 Gary Payton, G, OSU (Sr., Oakland, Calif.)  
 1990-91 Terrell Brandon, G, ORE (Jr., Portland, Ore.)  
 1991-92 Harold Miner, G, USC (Jr., Inglewood, Calif.)  
 1992-93 Chris Mills, F, ARIZ (Sr., Los Angeles, Calif.)  
 1993-94 Jason Kidd, G, CAL (So., Oakland, Calif.)  
 1994-95 Ed O'Bannon, F, UCLA (Sr., Lakewood, Calif.)  
 Damon Stoudamire, G, ARIZ (Sr., Portland, Ore.)  
 Shareef Abdur-Rahim, F, CAL (Fr., Marietta, Ga.)  
 1995-96 Ed Gray, G, CAL (Sr., Riverside, Calif.)  
 1996-97 Mike Bibby, G, ARIZ (So., Phoenix, Ariz.)  
 1997-98 Jason Terry, G, ARIZ (Sr., Seattle, Wash.)  
 1998-99 Eddie House, G, ASU (Sr., Union City, Calif.)  
 1999-00 Sean Lampley, F, CAL (Sr., Chicago, Ill.)  
 2000-01 Sam Clancy, F, USC (Sr., Fairview, Ohio)  
 2001-02 Luke Ridnour, G, ORE (Jr., Blaine, Wash.)  
 2002-03 Josh Childress, G/F, STAN (Jr., Los Angeles, Calif.)  
 2003-04 Ike Diogu, F/C, ASU (Jr., Garland, Texas)  
 2004-05 Brandon Roy, G, WASH (Sr., Seattle, Wash.)  
 2005-06 Arron Afflalo, G, UCLA (Jr., Compton, Calif.)  
 2006-07 Kevin Love, F, UCLA (Fr., Lake Oswego, Ore.)  
 2007-08 James Harden, G, ASU (So., Los Angeles, Calif.)  
 2008-09 Jerome Randle, G, CAL (Sr., Chicago, Ill.)  
 2009-10 Derrick Williams, F, ARIZ (So., La Mirada, Calif.)  
 2010-11 Jorge Gutierrez, G, CAL (Sr., Chihuahua, Mexico)  
 2011-12 Allen Crabbe, G, CAL (Jr., Los Angeles, Calif.)  
 2012-13 Nick Johnson, G, ARIZ (Jr., Gilbert, Ariz.)

**FRESHMAN OF THE YEAR**

1978-79\* Bryan Rison, G, WSU (Jr., Mt. Morris, Mich.)  
 1979-80\* Byron Scott, G, ASU (Fr., Inglewood, Calif.)  
 1980-81\* John Revelli, C, STAN (Fr., Scarsdale, N.Y.)  
 1981-82\* Johnny Rogers, F, STAN (Fr., Westminster, Calif.)  
 1982-83\* Dave Butler, F, CAL (Fr., Rancho Palos Verdes, Calif.)  
 1983-84 Chris Welp, C, WASH (Osnabruck, W.G.)  
 1984-85 Leonard Taylor, F, CAL (Lennox, Calif.)  
 1985-86 Sean Elliott, F, ARIZ (Tucson, Ariz.)  
 Pooh Richardson, G, UCLA (Philadelphia, Pa.)  
 1986-87 Gary Payton, G, OSU (Oakland, Calif.)  
 1987-88 Mike Hayward, F, WASH (San Rafael, Calif.)  
 1988-89 Don MacLean, F, UCLA (Simi Valley, Calif.)  
 1989-90 Harold Miner, G, USC (Inglewood, Calif.)  
 1990-91 Jamal Faulkner, F, ASU (Middle Village, N.Y.)  
 1991-92 Mark Pope, F, WASH (Bellevue, Wash.)  
 1992-93 Jason Kidd, G, CAL (Oakland, Calif.)  
 1993-94 Brevin Knight, G, STAN (East Orange, N.J.)  
 1994-95 Tremaine Fowlkes, F, CAL (Los Angeles, Calif.)  
 1995-96 Shareef Abdur-Rahim, F, CAL (Marietta, Ga.)  
 1996-97 Mike Bibby, G, ARIZ (Phoenix, Ariz.)  
 1997-98 Baron Davis, G, UCLA (Los Angeles, Calif.)  
 1998-99 Michael Wright, F, ARIZ (Chicago, Ill.)  
 1999-00 Casey Jacobsen, F, STAN (Glendora, Calif.)  
 Jason Kaponov, F, UCLA (Lakewood, Calif.)  
 2000-01 Luke Ridnour, G, ORE (Blaine, Wash.)  
 2001-02 Salim Stoudamire, G, ARIZ (Portland, Ore.)  
 2002-03 Ike Diogu, F, ASU (Garland, Texas)  
 2003-04 Leon Powe, F, CAL (Oakland, Calif.)  
 2004-05 Jordan Farmar, G, UCLA (Van Nuys, Calif.)  
 2005-06 Luc Richard Mbah a Moute, F, UCLA (Yaounde, Cameroon)  
 2006-07 Chase Budinger, F, ARIZ (Encinitas, Calif.)  
 2007-08 Kevin Love, F, UCLA (Lake Oswego, Ore.)  
 2008-09 Isaiah Thomas, G, WASH (Tacoma, Wash.)  
 2009-10 Derrick Williams, F, ARIZ (La Mirada, Calif.)  
 2011-11 Allen Crabbe, G, CAL (Los Angeles, Calif.)  
 2011-12 Tony Wroten, G, WASH (Seattle, Wash.)  
 2012-13 Jahii Carson, G, ASU (Mesa, Ariz.)  
 Shabazz Muhammad, G, UCLA (Las Vegas, Nev.)  
 2013-14 Aaron Gordon, F, ARIZ (San Jose, Calif.)

\* - Rookie of the Year (included transfers)

All honors selected by Conference coaches, unless noted otherwise.

## JOHN R. WOODEN COACH OF THE YEAR

1975-76	Dick DiBiasi, STAN George Raveling, WSU
1976-77	Dick Harter, ORE
1977-78	Gary Cunningham, UCLA
1978-79	Bob Boyd, USC
1979-80	Ned Wulk, ASU
1980-81	Ralph Miller, OSU
1981-82	Marv Harshman, WASH
1982-83	George Raveling, WSU
1983-84	Marv Harshman, WASH
1984-85	Stan Morrison, USC
1985-86	Lute Olson, ARIZ
1986-87	Walt Hazzard, UCLA
1987-88	Lute Olson, ARIZ
1988-89	Lute Olson, ARIZ Ralph Miller, OSU
1989-90	Jim Anderson, OSU
1990-91	Kelvin Sampson, WSU
1991-92	George Raveling, USC
1992-93	Lute Olson, ARIZ
1993-94	Lute Olson, ARIZ
1994-95	Jim Harrick, UCLA
1995-96	Bob Bender, WASH
1996-97	Ben Braun, CAL
1997-98	Lute Olson, ARIZ
1998-99	Mike Montgomery, STAN
1999-00	Mike Montgomery, STAN
2000-01	Steve Lavin, UCLA
2001-02	Ernie Kent, ORE
2002-03	Mike Montgomery, STAN Lute Olson, ARIZ
2003-04	Mike Montgomery, STAN
2004-05	Lorenzo Romar, WASH
2005-06	Ben Howland, UCLA
2006-07	Tony Bennett, WSU
2007-08	Trent Johnson, STAN
2008-09	Lorenzo Romar, WASH
2009-10	Herb Sendek, ASU
2010-11	Sean Miller, ARIZ
2011-12	Lorenzo Romar, WASH
2012-13	Dana Altman, ORE
2013-14	Sean Miller, ARIZ

## DEFENSIVE PLAYER OF THE YEAR

1983-84	Butch Hays, CAL (Sr., Inglewood, Calif.)
1984-85	Nigel Miguel, UCLA (Sr., Pacoima, Calif.)
1985-86	Keith Morrison, WSU (Sr., Los Angeles, Calif.)
2007-08	Russell Westbrook, UCLA (So., Hawthorne, Calif.)
2008-09	Taj Gibson, USC (Jr., Brooklyn, N.Y.)
2009-10	Seth Tarver, OSU (Sr., Portland, Ore.)
2010-11	Marcus Simmons, USC (Sr., Alexandria, La.)
2011-12	Jorge Gutierrez, CAL (Sr., Chihuahua, Mexico)
2012-13	André Roberson, COLO (Sr., San Antonio, Texas)
2013-14	Jordan Bachynski, ASU (Sr., Calgary, Canada)

## MOST IMPROVED PLAYER OF THE YEAR

2008-09	Justin Dentmon, WASH (Sr., Carbondale, Ill.)
2009-10	Nikola Vucevic, USC (So., Bar, Montenegro)
2010-11	Matthew Bryan-Amaning, WASH (Sr., London, England)
2011-12	Brock Motum, WSU (Jr., Brisbane, Australia)
2012-13	Dwight Powell, STAN (Jr., Toronto, Ontario)
2013-14	Anthony Brown, STAN (Jr., Fountain Valley, Calif.)

## SCHOLAR-ATHLETE OF THE YEAR

2007-08	Robbie Cowgill, WSU
2008-09	Taylor Rochestie, WSU
2009-10	Landry Fields, STAN
2010-11	Rihards Kuksiks, ASU
2011-12	Harper Kamp, CAL
2012-13	Carrick Felix, ASU
2013-14	Dwight Powell, STAN

## DISCONTINUED AWARDS

### SIXTH MAN OF THE YEAR

1983-84	Mike Wurm, WSU (Sr., St. Louis, Mo.)
1984-85	Glenn Smith, USC (Sr., Gardena, Calif.)
1985-86	Al Moscatel, WASH (Jr., Mercer Island, Wash.)
1986-87	Montel Hatcher, UCLA (Sr., Venice, Calif.)

**CONSENSUS ALL-AMERICANS**

(First team unless indicated)

- 1915-16 Dick Romney, UTAH
- 1928-29 Vern Corbin, CAL
- 1932-33 Jerry Nemer, USC
- 1934-35 Lee Guttero, USC
- 1935-36 Bill Kinner, UTAH
- Angelo Luisetti, STAN
- 1936-37 Angelo Luisetti, STAN
- 1937-38 Angelo Luisetti, STAN
- 1938-39 Urgel Wintermute, ORE
- 1939-40 Ralph Vaughn, USC
- John Dick, ORE
- Jack Harvey, COLO (2nd)
- 1941-42 Robert Doll, COLO (2nd)
- 1943-44 Arnie Ferrin, UTAH (2nd)
- 1944-45 Arnie Ferrin, UTAH
- 1946-47 Arnie Ferrin, UTAH (2nd)
- Vern Gardner, UTAH (2nd)
- 1947-48 Arnie Ferrin, UTAH (2nd)
- Jack Nichols, WASH (2nd)
- Andy Wolfe, CAL (2nd)
- 1949-50 Bill Sharman, USC
- 1951-52 Bob Houbregs, WASH (2nd)
- 1952-53 Bob Houbregs, WASH
- 1955-56 Willie Naulls, UCLA (2nd)
- 1957-58 Dave Gambee, OSU (2nd)
- 1959-60 Darrall Imhoff, CAL
- 1960-61 Billy McGill, UTAH (2nd)
- 1961-62 Billy McGill, UTAH
- John Rudometkin, USC (2nd)
- 1963-64 Walt Hazzard, UCLA
- Mel Counts, OSU (2nd)
- 1964-65 Gail Goodrich, UCLA
- 1966-67 Lew Alcindor, UCLA
- 1967-68 Lew Alcindor, UCLA
- 1968-69 Lew Alcindor, UCLA
- Lucius Allen, UCLA (2nd)
- 1969-70 Sidney Wicks, UCLA (2nd)
- 1970-71 Sidney Wicks, UCLA
- Curtis Rowe, UCLA (2nd)
- 1971-72 Bill Walton, UCLA
- Henry Bibby, UCLA
- 1972-73 Bill Walton, UCLA
- Keith Wilkes, UCLA
- 1973-74 Keith Wilkes, UCLA
- Bill Walton, UCLA
- 1974-75 Luther Burden, UTAH (2nd)
- Dave Meyers, UCLA
- Gus Williams, USC (2nd)
- Ron Lee, ORE (2nd)
- 1975-76 Richard Washington, UCLA
- 1976-77 Marques Johnson, UCLA
- Greg Ballard, ORE (2nd)
- 1977-78 David Greenwood, UCLA
- 1978-79 David Greenwood, UCLA
- 1980-81 Steve Johnson, OSU
- 1987-88 Sean Elliott, ARIZ
- 1988-89 Sean Elliott, ARIZ
- Todd Lichti, STAN (2nd)
- 1989-90 Gary Payton, OSU
- 1991-92 Harold Miner, USC
- Adam Keefe, STAN (2nd)
- Don MacLean, UCLA (2nd)
- 1992-93 Chris Mills, ARIZ (3rd)
- 1993-94 Jason Kidd, CAL
- Khalid Reeves, ARIZ (2nd)
- Lamond Murray, CAL (3rd)
- 1994-95 Damon Stoudamire, ARIZ
- Ed O'Bannon, UCLA
- 1995-96 Shareef Abdur-Rahim, CAL (3rd)
- Keith Van Horn, UTAH (2nd)
- 1996-97 Chauncey Billups, COLO (2nd)
- Brevin Knight, STAN (2nd)
- Keith Van Horn, UTAH

- 1997-98 Mike Bibby, ARIZ
- Miles Simon, ARIZ
- 1998-99 Andre Miller, UTAH
- Jason Terry, ARIZ
- 2000-01 Casey Jacobsen, STAN
- 2001-02 Sam Clancy, USC
- 2002-03 Jason Gardner, ARIZ (2nd)
- 2003-04 Josh Childress, STAN
- 2004-05 Andrew Bogut, UTAH
- Ike Diogu, ASU (2nd)
- Salim Stoudamire, ARIZ (2nd)
- Nate Robinson, WASH (3rd)
- 2005-06 Brandon Roy, WASH
- Leon Powe, CAL (2nd)
- 2006-07 Arron Afflalo, UCLA
- 2007-08 Kevin Love, UCLA
- 2008-09 James Harden, ASU
- 2010-11 Derrick Williams, ARIZ (2nd)
- 2013-14 Nick Johnson, ARIZ

**NATIONAL PLAYER OF THE YEAR**

- 1952-53 Bob Houbregs, WASH
- 1963-64 Walt Hazzard, UCLA (USBWA)
- 1966-67 Lew Alcindor, UCLA (UPI, AP, USBWA)
- 1968-69 Lew Alcindor, UCLA (UPI, AP, USBWA, NA)
- 1970-71 Sidney Wicks, UCLA (USBWA)
- 1971-72 Bill Walton, UCLA (UPI, AP, USBWA, NA)
- 1972-73 Bill Walton, UCLA (UPI, AP, USBWA, NA)
- 1973-74 Bill Walton, UCLA (UPI, AP, USBWA, NA)
- 1976-77 Marques Johnson, UCLA (UPI, AP, USBWA, WA, NA, NABC)
- 1988-89 Sean Elliott, ARIZ (AP, WA, NABC)
- 1989-90 Gary Payton, OSU (SI)
- 1991-92 Harold Miner, USC (SI)
- 1994-95 Ed O'Bannon, UCLA (BT, WA, USBWA)
- Tyus Edney, UCLA (FPN)
- 1995-96 \*Shareef Abdur-Rahim, CAL (BT)
- 1996-97 \*Mike Bibby, ARIZ (BW)
- 1998-99 Jason Terry, ARIZ (SI, BT, CBS/Chevrolet)
- 1999-00 \*Jason Gardner, ARIZ (BT, BN, USBWA)
- \*Casey Jacobsen, STAN (TSN)
- \*Jason Kaponu, UCLA (CBS SportsLine)
- 2002-03 Jason Gardner, ARIZ (FPN)
- 2004-05 Andrew Bogut, UTAH (WA, NA, AP, USBWA, NABC)

\*National Freshman of the Year

**NATIONAL COACH OF THE YEAR**

- 1959-60 Pete Newell, CAL (UPI, USBWA)
- 1963-64 John Wooden, UCLA (UPI, USBWA)
- 1966-67 John Wooden, UCLA (UPI, AP, USBWA)
- 1968-69 John Wooden, UCLA (UPI, AP, NABC)
- 1969-70 John Wooden, UCLA (UPI, AP, USBWA, NABC)
- 1971-72 John Wooden, UCLA (UPI, AP, USBWA, NABC)
- 1972-73 John Wooden, UCLA (UPI, AP, USBWA)
- 1980-81 Ralph Miller, OSU (UPI, AP, USBWA)
- 1981-82 Ralph Miller, OSU (AP)
- 1983-84 Marv Harshman, WASH (NABC)
- 1990-91 Rick Majerus, UTAH (UPI)
- 1991-92 George Raveling, USC (NABC, CBS, BW)
- 1994-95 Jim Harrick, UCLA (NABC)
- 1999-00 Mike Montgomery, STAN (BT, NA)
- 2000-01 Lute Olson, ARIZ (Clair Bee)
- 2003-04 Mike Montgomery, STAN (BT, SI)
- 2006-07 Tony Bennett, WSU (USBWA, NABC, BT, CBS, NA, JP)

**NCAA TOURNAMENT**

**OUTSTANDING PLAYER AWARD**

- 1941-42 Howard Dallmar, STAN
- 1963-64 Walt Hazzard, UCLA
- 1966-67 Lew Alcindor, UCLA
- 1967-68 Lew Alcindor, UCLA
- 1968-69 Lew Alcindor, UCLA
- 1969-70 Sidney Wicks, UCLA
- 1971-72 Bill Walton, UCLA
- 1972-73 Bill Walton, UCLA
- 1974-75 Richard Washington, UCLA
- 1994-95 Ed O'Bannon, UCLA
- 1996-97 Miles Simon, ARIZ

**NCAA FINAL FOUR ALL-TOURNAMENT TEAM**

- 1952-53 Bob Houbregs, WASH
- 1953-54 Roy Irvin, USC
- 1958-59 Darrall Imhoff, CAL  
Denny Fitzpatrick, CAL
- 1959-60 Darrall Imhoff, CAL
- 1963-64 Walt Hazzard, UCLA  
Gail Goodrich, UCLA
- 1964-65 Gail Goodrich, UCLA  
Edgar Lacey, UCLA  
Kenny Washington, UCLA
- 1966-67 Lew Alcindor, UCLA  
Mike Warren, UCLA  
Lucius Allen, UCLA
- 1967-68 Lew Alcindor, UCLA  
Mike Warren, UCLA  
Lucius Allen, UCLA  
Lynn Shackelford, UCLA
- 1968-69 Lew Alcindor, UCLA  
John Vallely, UCLA
- 1969-70 Sidney Wicks, UCLA  
John Vallely, UCLA  
Curtis Rowe, UCLA
- 1970-71 Steve Patterson, UCLA  
Sidney Wicks, UCLA
- 1971-72 Bill Walton, UCLA  
Keith Wilkes, UCLA
- 1972-73 Bill Walton, UCLA
- 1973-74 Bill Walton, UCLA
- 1974-75 Richard Washington, UCLA  
Dave Meyers, UCLA
- 1975-76 Marques Johnson, UCLA
- 1979-80 Kiki Vandeweghe, UCLA  
Rod Foster, UCLA
- 1987-88 Sean Elliott, ARIZ
- 1994-95 Ed O'Bannon, UCLA  
Toby Bailey, UCLA
- 1996-97 Mike Bibby, ARIZ  
Miles Simon, ARIZ
- 1997-98 Arthur Lee, STAN
- 2000-01 Richard Jefferson, ARIZ  
Loren Woods, ARIZ
- 2005-06 Jordan Farmar, UCLA

**NATIONAL INVITATIONAL TOURNAMENT**

**MOST OUTSTANDING PLAYER**

- 1990-91 Adam Keefe, STAN
- 1998-99 Sean Lampley, CAL
- 2011-12 Aaron Bright, STAN

**COLLEGIATE BASKETBALL INVITATIONAL**

**MOST OUTSTANDING PLAYER**

- 2008-09 Roeland Schaftenaar, OSU
- 2010-11 Joevan Catron, ORE

**NAISMITH MEMORIAL BASKETBALL**

**HALL OF FAME MEMBERS**

- Kareem Abdul-Jabbar, player, UCLA
- Don Barksdale, player, UCLA
- Sam Barry, coach, USC
- Larry Brown, coach, UCLA
- John Bunn, coach, STAN
- Everett Dean, coach, STAN
- Laddie Gale, player, ORE
- Jack Gardner, player/coach, USC/UTAH
- Slats Gill, player and coach, OSU
- Gail Goodrich, player, UCLA
- Marv Harshman, coach, WASH and WSU
- Howard Hobson, player and coach, ORE
- Bob Houbregs, player, WASH
- Lloyd Leith, official, CAL
- Hank Luisetti, player, STAN
- Ralph Miller, coach, OSU
- Reggie Miller, player, UCLA
- Pete Newell, coach, CAL
- Lute Olson, coach, ARIZ
- Gary Payton, player, OSU
- Jim Pollard, player, STAN
- Bill Sharman, player, USC
- Bill Walton, player, UCLA
- Jamaal Wilkes, player, UCLA
- Tex Winter, coach, WASH
- John Wooden, coach, UCLA

**NAISMITH AWARD**

**OUTSTANDING CONTRIBUTION TO MEN'S COLLEGE BASKETBALL**

- 1983 John Wooden, UCLA
- 1987 Pete Newell, CAL
- 2001 Tex Winter, WASH
- 2013 Lute Olson, ARIZ

**Legend**

- AP Associated Press
- BA Basketball America
- BN Basketball News
- BT Basketball Times
- BW Basketball Weekly
- CBS/Chev CBS/Chevrolet
- FPN Frances Pomeroy Naismith
- JP Jim Phelan Award
- NA Naismith Award
- NABC National Association of Basketball Coaches
- SI Sports Illustrated
- TSN The Sporting News
- UPI United Press International
- USBWA United States Basketball Writers Association
- WA Wooden Award



Draft began in 1947. 1st Round picks only listed from 1967-78 (order prior to 1967 unavailable). All picks listed since 1979.

Number in parenthesis after year is rounds of Draft.

**1967 (20)**

- 1st (none)

**1968 (21)**

- 1st 11. Bill Hewitt (USC), Los Angeles

**1969 (20)**

- 1st 1. Lew Alcindor (UCLA), Milwaukee
- 3. Lucius Allen (UCLA), Seattle

**1970 (19)**

- 1st 14. John Vallely (UCLA), Atlanta
- 16. Gary Freeman (OSU), Milwaukee

**1971 (19)**

- 1st 2. Sidney Wicks (UCLA), Portland
- 7. Cliff Meely (COLO), San Diego
- 9. Stan Love (ORE), Baltimore
- 11. Curtis Rowe (UCLA), Detroit (Phil Chenier (CAL), taken by Baltimore in 1st round of supplementary draft for hardship cases)

**1972 (10)**

- 1st 5. Fred Boyd (OSU), Phoenix
- 10. Paul Westphal (USC), Boston

**1973 (21)**

- 1st 16. Swen Nater (UCLA), Milwaukee

**1974 (10)**

- 1st 1. Bill Walton (UCLA), Portland
- 6. Scott Wedman (COLO), KC-Omaha
- 10. Mike Sojourner (UTAH), Atlanta
- 11. Keith Wilkes (UCLA), Golden State

**1975 (10)**

- 1st 2. David Meyers (UCLA), Los Angeles
- 5. Lionel Hollins (ASU), Portland
- 7. Rich Kelley (STAN), New Orleans
- 15. John Lambert (USC), Cleveland

**1976 (10)**

- 1st 3. Richard Washington (UCLA), Kansas City
- 10. Ron Lee (ORE), Phoenix

**1977 (Eight)**

- 1st 3. Marques Johnson (UCLA), Milwaukee
- 4. Greg Ballard (ORE), Washington

**1978 (10)**

- 1st 22. Ray Townsend (UCLA), Golden State

**1979 (10)**

- 1st 2. Dave Greenwood (UCLA), Chicago
- 9. Larry Demic (ARIZ), New York
- 10. Roy Hamilton (UCLA), Detroit
- 11. Cliff Robinson (USC), New Jersey
- 14. Brad Holland (UCLA), Los Angeles
- 2nd 32. Tony Zeno (ASU), Indiana
- 4th 67. Greg Deane (UTAH), Utah
- 73. James Donaldson (WSU), Seattle
- 5th 89. Perry Wolfe (STAN), Utah
- 6th 114. Steve Smith (USC), Chicago
- 123. Dan Hartshorne (ORE), Philadelphia
- 9th 175. Gene Ransom (CAL), Golden State
- 180. Coby Leavitt (UTAH), Philadelphia
- 181. Emmett Lewis (COLO), Denver
- 10th 190. Marvin Thomas (UCLA), Chicago
- 195. Kelvin Small (ORE), Portland

**1980 (10)**

- 1st 11. Kiki Vandeweghe (UCLA), Dallas
- 18. Don Collins (WSU), Atlanta
- 2nd 42. Kimberly Belton (STAN), Phoenix
- 3rd 47. Kurt Nimphius (ASU), Denver
- 50. James Wilkes (UCLA), Chicago
- 53. Stuart House (WSU), Cleveland
- 65. Doug True (CAL), Phoenix
- 5th 95. Don Carfino (USC), Golden State
- 103. Darrell Allums (UCLA), Dallas
- 6th 134. Coby Leavitt (UTAH), Phoenix
- 7th 141. Lorenzo Romar (WASH), Golden State
- 148. Greg Sims (UCLA), Portland
- 152. Joe Nehls (ARIZ), Houston

**1981 (10)**

- 1st 7. Steve Johnson (OSU), Kansas City
- 5. Danny Vranes (UTAH), Seattle
- 8. Tom Chambers (UTAH), San Diego
- 21. Alton Lister (ASU), Milwaukee
- 2nd 33. Sam Williams (ASU), Golden State
- 36. Ray Blume (OSU), Indiana
- 3rd 53. Mark Radford (OSU), Seattle
- 60. Purvis Miller (USC), Indiana
- 61. Petur Gudmundsson (WASH), Portland
- 4th 79. Ron Davis (ARIZ), Washington
- 5th 96. Joe Cooper (COLO), New Jersey
- 97. Mike Clark (ORE), Utah
- 99. Andra Griffin (WASH), Seattle
- 108. Johnny Nash (ASU), Chicago
- 6th 116. Karl Bankowski (UTAH), Dallas
- 129. Robert Fronk (WASH), Indiana
- 134. Kevin Singleton (CAL), Los Angeles
- 146. JoJo Hunter (COLO), Milwaukee
- 7th 148. Roby Dosty (ARIZ), Golden State
- 9th 212. Brian Johnson (COLO), Phoenix
- 10th 206. Vic Sison (UCLA), New Jersey
- 213. Barry Brooks (USC), Golden State
- 216. Kenny Easley (UCLA), Chicago
- 220. Felton Sealey (ORE), Phoenix

**1982 (10)**

- 1st 11. Lafayette Lever (ASU), Portland
- 14. Lester Conner (OSU), Golden State
- 22. Mark McNamara (CAL), Philadelphia
- 2nd 41. Dwight Anderson (USC), Houston
- 3rd 52. Dan Caldwell (WASH), New York
- 65. John Greig (ORE), Seattle
- 4th 72. Mark Eaton (UCLA), Utah
- 74. Mike Sanders (UCLA), Kansas City
- 7th 151. Tony Anderson (UCLA), New Jersey
- 159. Maurice Williams (USC), Los Angeles
- 8th 173. Jacques Tuz (COLO), San Diego
- 180. Steve Burks (WASH), Seattle
- 9th 199. Ken Lyles (WASH), Denver
- 200. Dean Sears (UCLA), Denver

**1983 (10)**

- 1st 4. Byron Scott (ASU), San Diego
- 2nd 28. Rod Foster (UCLA), Phoenix
- 34. Guy Williams (WSU), Washington
- 43. Pace Mannion (UTAH), Golden State
- 45. Paul Williams (ASU), Phoenix
- 3rd 48. Craig Ehlo (WSU), Houston
- 53. Michael Holton (UCLA), Golden State
- 57. Darren Daye (UCLA), Washington
- 60. Steve Harriel (WSU), Kansas City
- 5th 109. Brad Watson (WASH), Seattle
- 7th 143. Dan Evans (OSU), San Diego
- 144. Jacque Hill (USC), Chicago
- 145. Peter Williams (UTAH), Golden State
- 147. Rob Gonzalez (COLO), Detroit
- 8th 177. Frank Smith (ARIZ), Portland
- 10th 219. Aaron Haskins (WSU), Kansas City

**1984 (10)**

- 1st 13. Jay Humphries (COLO), Phoenix
- 21. Kenny Fields (UCLA), Milwaukee
- 2nd 29. Stuart Gray (UCLA), Indiana
- 38. Charles Sitton (OSU), Dallas
- 4th 71. Ralph Jackson (UCLA), Indiana
- 92. John Revelli (STAN), LA Lakers
- 6th 138. Keith Jones (STAN), LA Lakers
- 7th 141. Butch Hays (CAL), Chicago
- 144. David Brantley (ORE), Clippers
- 146. Michael Pitts (CAL), San Antonio
- 152. Gary Gatewood (ORE), Seattle
- 8th 177. Chris Winans (UTAH), New Jersey

**1985 (Seven)**

- 1st 8. Detlef Schrempf (WASH), Dallas
- 15. Blair Rasmussen (ORE), Denver
- 23. A.C. Green (OSU), LA Lakers
- 3rd 49. Brad Wright (UCLA), Golden State
- 62. Nigel Miguel (UCLA), New Jersey
- 4th 74. Jim Deines (ASU), LA Clippers
- 75. Alex Stivrins (COLO), Seattle
- 89. Pete Williams (ARIZ), Denver
- 5th 99. Wayne Carlander (USC), Sacramento
- 106. Clayton Olivier (USC), San Antonio
- 6th 128. Chris Harper (ORE), San Antonio
- 7th 143. Gary Maloncon (UCLA), LA Clippers

**1986 (Seven)**

- 5th 103. Keith Morrison (WSU), Sacramento
- 104. Paul Fortier (WASH), Washington
- 106. Jerry Adams (ORE), Portland
- 7th 141. Steve Woodside (OSU), Indiana

**1987 (Seven)**

- 1st 7. Kevin Johnson (CAL), Cleveland
- 11. Reggie Miller (UCLA), Indiana
- 15. Jose Ortiz (OSU), Utah
- 16. Christian Welp (WASH), Philadelphia
- 2nd 37. Derrick Dowell (USC), Washington
- 3rd 51. Sven Meyer (ORE), Sacramento
- 4th 76. Steve Beck (ASU), Phoenix
- 79. Jack Haley (UCLA), Chicago
- 5th 114. Dave Butler (CAL), Boston
- 6th 128. Dwayne Scholten (WSU), Washington
- 7th 149. Montel Hatcher (UCLA), Indiana

**1988 (Three)**

- 2nd 34. Tom Tolbert (ARIZ), Charlotte
- 37. Greg Butler (STAN), New York
- 44. Anthony Taylor (ORE), Atlanta
- 50. Steve Kerr (ARIZ), Phoenix

## 1989 (Two)

- 1st 3. Sean Elliott (ARIZ), San Antonio
- 10. Pooh Richardson (UCLA), Minnesota
- 15. Todd Lichti (STAN), Denver
- 24. Anthony Cook (ARIZ), Phoenix
- 2nd 50. Brian Quinnett (WSU), New York

## 1990 (Two)

- 1st 2. Gary Payton (OSU), Seattle
- 2nd 36. Trevor Wilson (UCLA), Atlanta
- 38. Jud Buechler (ARIZ), Seattle

## 1991 (Two)

- 1st 10. Brian Williams (ARIZ), Orlando
- 11. Terrell Brandon (ORE), Cleveland
- 25. Shaun Vandiver (COLO), Golden State
- 2nd 48. Isaac Austin (ASU), Utah

## 1992 (Two)

- 1st 10. Adam Keefe (STAN), Atlanta
- 12. Harold Miner (USC), Miami
- 18. Tracy Murray (UCLA), San Antonio
- 19. Don MacLean (UCLA), Detroit
- 2nd 30. Sean Rooks (ARIZ), Dallas
- 36. Duane Cooper (USC), LA Lakers

## 1993 (Two)

- 1st 14. Scott Haskin (OSU), Indiana
- 22. Chris Mills (ARIZ), Cleveland
- 2nd 35. Ed Stokes (ARIZ), Miami
- 40. Rich Manning (WASH), Atlanta
- 43. Josh Grant (UTAH), Denver
- 46. Richard Petruska (UCLA), Houston
- 54. Byron Wilson (UTAH), Phoenix

## 1994 (Two)

- 1st 2. Jason Kidd (CAL), Dallas
- 7. Lamond Murray (CAL), LA Clippers
- 12. Khalid Reeves (ARIZ), Miami

## 1995 (Two)

- 1st 7. Damon Stoudamire (ARIZ), Toronto
- 9. Ed O'Bannon (UCLA), New Jersey
- 15. Brent Barry (OSU), Denver
- 22. George Zidek (UCLA), Charlotte
- 27. Mario Bennett (ASU), Phoenix
- 2nd 42. Donnie Boyce (COLO), Atlanta
- 47. Tyus Edney (UCLA), Sacramento

## 1996 (Two)

- 1st 3. Shareef Abdur-Rahim (CAL), Vancouver
- 2nd 31. Mark Hedrickson (WSU), Philadelphia
- 35. Joeshph Blair (ARIZ), Seattle
- 43. Ben Davis (ARIZ), Phoenix
- 47. Ron Riley (ASU), Seattle
- 56. Reggie Geary (ARIZ), Cleveland

## 1997 (Two)

- 1st 2. Keith Van Horn (UTAH), Philadelphia
- 3. Chauncey Billups (COLO), Boston
- 16. Brevin Knight (STAN), Cleveland
- 22. Ed Gray (CAL), Atlanta
- 24. Rodrick Rhodes (USC), Houston
- 2nd 31. Mark Sanford (WASH), Miami
- 32. Charles O'Bannon (UCLA), Detroit

## 1998 (Two)

- 1st 2. Mike Bibby (ARIZ), Vancouver
- 12. Michael Doleac (UTAH), Orlando
- 14. Michael Dickerson (ARIZ), Houston
- 28. Corey Benjamin (OSU), Chicago
- 2nd 33. Jelani McCoy (UCLA), Seattle
- 42. Miles Simon (ARIZ), Orlando
- 44. Sean Marks (CAL), New York
- 45. Toby Bailey (UCLA), LA Lakers
- 56. J.R. Henderson (UCLA), Vancouver

## 1999 (Two)

- 1st 3. Baron Davis (UCLA), Charlotte
- 8. Andre Miller (UTAH), Cleveland
- 10. Jason Terry (ARIZ), Atlanta
- 2nd 39. A.J. Bramlett (ARIZ), Cleveland
- 41. Francisco Elson (CAL), Denver
- 47. Todd MacCulloch (WASH), Philadelphia
- 56. Tim Young (STAN), Golden State

## 2000 (Two)

- 1st 11. Jerome Moiso (UCLA), Boston
- 29. Mark Madsen (STAN), LA Lakers
- 2nd 37. Eddie House (ASU), Miami
- 40. Hanno Mottola (UTAH), Atlanta
- 56. Jaquay Walls (COLO), Indiana

## 2001 (Two)

- 1st 13. Richard Jefferson (ARIZ), Houston
- 18. Jason Collins (STAN), Houston
- 2nd 31. Gilbert Arenas (ARIZ), Golden State
- 35. Brian Scalabrine (USC), New Jersey
- 36. Jeff Trepagnier (USC), Cleveland
- 39. Michael Wright (ARIZ), New York
- 40. Earl Watson (UCLA), Seattle
- 45. Sean Lampley (CAL), Chicago
- 46. Loren Woods (ARIZ), Minnesota
- 53. Jarron Collins (STAN), Utah
- 58. Bryan Bracey (ORE), San Antonio

## 2002 (Two)

- 1st 14. Frederick Jones (ORE), Indiana
- 18. Curtis Borchardt (STAN), Utah
- 22. Casey Jacobsen (STAN), Phoenix
- 2nd 34. Dan Gadzuric (UCLA), Milwaukee
- 45. Sam Clancy (USC), Philadelphia
- 46. Matt Barnes (UCLA), Cleveland
- 47. Jamaal Sampson (CAL), Milwaukee

## 2003 (Two)

- 1st 14. Luke Ridnour (ORE), Seattle
- 2nd 31. Jason Kapono (UCLA), Cleveland
- 32. Luke Walton (ARIZ), LA Lakers
- 53. Tommy Smith (ASU), Chicago

## 2004 (Two)

- 1st 6. Josh Childress (STAN), Atlanta
- 9. Andre Iguodala (ARIZ), Philadelphia
- 10. Luke Jackson (ORE), Cleveland
- 29. David Harrison (COLO), Indiana
- 2nd 43. Trevor Ariza (UCLA), New York

## 2005 (Two)

- 1st 1. Andrew Bogut (UTAH), Milwaukee
- 8. Channing Frye (ARIZ), New York
- 9. Ike Diogu (ASU), Golden State
- 21. Nate Robinson (WASH), Phoenix
- 2nd 31. Salim Stoudamire (ARIZ), Atlanta
- 54. Dijon Thompson (UCLA), New York

## 2006 (Two)

- 1st 6. Brandon Roy (WASH), Minnesota
- 26. Jordan Farmar (UCLA), LA Lakers
- 2nd 37. Bobby Jones (WASH), Minnesota
- 49. Leon Powe (CAL), Denver
- 50. Ryan Hollins (UCLA), Charlotte
- 54. Hassan Adams (ARIZ), New Jersey

## 2007 (Two)

- 1st 10. Spencer Hawes (WASH), Sacramento
- 16. Nick Young (USC), Washington
- 26. Aaron Brooks (ORE), Houston
- 27. Arron Afflalo (UCLA), Detroit
- 2nd 32. Gabe Pruitt (USC), Boston
- 33. Marcus Williams (ARIZ), San Antonio

## 2008 (Two)

- 1st 3. O.J. Mayo (USC), Chicago
- 4. Russell Westbrook (UCLA), Seattle
- 5. Kevin Love (UCLA), Houston
- 10. Brook Lopez (STAN), New Jersey
- 11. Jerryd Bayless (ARIZ), Indiana
- 15. Robin Lopez (STAN), Phoenix
- 21. Ryan Anderson (CAL), New Jersey
- 2nd 37. Luc Richard Mbah a Moute (UCLA), Milwaukee
- 38. Kyle Weaver (WSU), Charlotte
- 48. Malik Hairston (ORE), Phoenix
- 50. DeVon Hardin (CAL), Seattle
- 54. Maarty Leunen (ORE), Houston

## 2009 (Two)

- 1st 3. James Harden (ASU), Oklahoma City
- 8. Jordan Hill (ARIZ), New York
- 9. DeMar DeRozan (USC), Toronto
- 17. Jrue Holiday (UCLA), Philadelphia
- 21. Darren Collison (UCLA), New Orleans
- 26. Taj Gibson (USC), Chicago
- 2nd 31. Jeff Pendergraph (ASU), Sacramento
- 38. Jon Brockman (WASH), Portland
- 44. Chase Budinger (ARIZ), Detroit

## 2010 (Two)

- 1st 26. Quincy Pondexter (WASH), OK City
- 2nd 39. Landry Fields (STAN), New York

## 2011 (Two)

- 1st 2. Derrick Williams (ARIZ), Minnesota
- 11. Klay Thompson (WSU), Golden State
- 16. Nikola Vucevic (USC), Philadelphia
- 2nd 35. Tyler Honeycutt (UCLA), Sacramento
- 43. Malcolm Lee (UCLA), Chicago
- 60. Isaiah Thomas (WASH), Sacramento

## 2012 (Two)

- 1st 8. Terrence Ross (WASH), Toronto
- 24. Jared Cunningham (OSU), Cleveland
- 25. Tony Wroten (WASH), Memphis

## 2013 (Two)

- 1st 14. Shabazz Muhammad (UCLA), Utah
- 23. Solomon Hill (ARIZ), Indiana
- 26. Andre Roberson (COLO), Minnesota
- 2nd 31. Allen Crabbe (CAL), Cleveland
- 33. Carrick Felix (ASU), Cleveland
- 40. Grant Jerrett (ARIZ), Portland
- 54. Arsalan Kazemi (ORE), Washington

## 2014 (Two)

- 1st 4. Aaron Gordon (ARIZ), Orlando
- 13. Zach LaVine (UCLA), Minnesota
- 22. Jordan Adams (UCLA), Memphis
- 28. C.J. Wilcox (WASH), LA Clippers
- 29. Josh Huestis (STAN), Oklahoma City
- 30. Kyle Anderson (UCLA), San Antonio
- 2nd 38. Spencer Dinwiddie (COLO), Detroit
- 42. Nick Johnson (ARIZ), Houston
- 45. Dwight Powell (STAN), Charlotte



▶ The Oregon men's outdoor track & field team won the 2014 NCAA Championship, the Pac-12's 10th national title of the 2013-14 season. It marked the ninth-consecutive year the Conference has won the most, or tied for the most, NCAA team titles in the country in a single year.

▶ UCLA women's soccer took home its first NCAA Women's Soccer Championship in program history in 2013. It also marked the second NCAA title for the Conference in the 2013-14 season.





## LARRY SCOTT COMMISSIONER

Throughout his career as a student-athlete, professional athlete, and sports executive, Larry Scott has been a game changer: a bold, innovative leader whose vision for transformative change, from equal prize money at Wimbledon to expansion and revitalization of the Pac-12 Conference, and firm belief that sport can be a force for positive change, have been hallmarks of his career.

### EXPANSION AND INNOVATION AT THE PAC-12

In his five years as Commissioner, and with the support of the member universities presidents and chancellors, Scott orchestrated a rebranding of the Conference, with messages of innovation, excellence, and the advantages of West Coast location at its core. Then he led the Conference through expansion for the first time since 1978 by successfully adding Colorado and Utah.

During his tenure, the Conference has created a Football Championship Game for the first time in its history, transformed the Pac-12 basketball tournaments into must-attend events, and secured agreement for equal revenue sharing for the first time ever.

He has also led a transformation of the Conference's media posture, delivering much-needed revenue, dramatically increasing exposure for women's and Olympic sports, establishing digital and mobile platforms for Pac-12 content, and creating training and employment opportunities for thousands of Pac-12 students interested in launching media careers. To achieve these goals, he delivered a landmark media rights agreement with ESPN and Fox Sports, and created Pac-12 Networks, the first-ever integrated media company owned by a college conference.

His vision for the Conference is global: Scott launched an initiative to expand the Conference's footprint in Asia in 2011. The Pac-12 Globalization Initiative has already led to a number of athletic events and student-athlete cultural exchange programs, and in 2015 will feature the first-ever pro or collegiate regular season game in China when the University of Washington takes on the University of Texas.

### EXCELLENCE AND LEADERSHIP

Scott succeeded Tom Hansen as the sixth Commissioner of what was then the Pac-10 Conference on July 1, 2009. Before that, he served six years as Chairman and Chief Executive Officer of the Sony Ericsson WTA Tour (Women's Tennis Association), where he helped generate unprecedented growth and popularity for women's professional tennis on a global scale.

At the WTA Tour Scott worked with Billie Jean King and others to achieve the long-sought goal of equal prize money for women in tennis' grand slam events. He also became the architect of the largest-ever sponsorship in both women's sports and professional tennis, a six-year \$88-million landmark title sponsorship agreement with Sony Ericsson. Among his many other WTA achievements are the largest television deal in women's tennis history, and a reform package that led to a 40 percent increase in prize money - a record \$86 million - and \$750 million in facilities investment.

### STUDENT-ATHLETE AND TENNIS PRO

Scott's career in athletics extends back to his captaincy of Harvard's tennis team, where he was named an All-American, earned a B.A. in History in 1986, and gained a lifelong appreciation for the importance of maintaining a careful balance between academics and sports.

He went on to play tennis professionally on the ATP circuit, winning one title, and then going on to serve for more than a decade in key posts, including Chief Operating Officer, President of ATP Properties, and Executive Vice President of the International Group. In these roles, which included postings in Sydney, Monte Carlo and London, he was credited with significantly growing the global popularity of men's tennis, establishing the Tennis Masters Cup as one of the sport's most successful events, negotiating the renewal of the ATP's 13-year partnership with Mercedes-Benz -- which remains one of the preeminent sponsorship agreements in tennis history -- and launching tournaments in such developing regions as China and the Persian Gulf.

### RECOGNITION AND SERVICE

Scott has earned major recognition for his visionary leadership: In 2012, he was a finalist for Sports Executive of the Year by the Sports Business Journal and was awarded the Vision Award by Cynopsis Sports. Also that year, the Pac-12 was nominated by Sports Business Journal as Sports League of the Year. In 2013, Scott was given the Americanism Award by the Anti-Defamation League in tribute to his work to affect positive change through sports. Scott also serves on the Board of the Women's Sports Foundation.

During his tenure as Commissioner, he has increasingly become a leader in intercollegiate athletics, playing a major role in creation of the new College Football Playoff, demonstrating leadership in the drive for reform of the NCAA, and being a strong advocate for maintaining the primacy of academics and the welfare of the student-athlete.

Larry and his wife, Cybille, live in Danville, Calif., and have three children, Alexander, Sebastian and Alannah.

### SCOTT QUICK FACTS

#### CURRENT POSITION:

**Commissioner**  
**Pac-12 Conference**  
*July 1, 2009-Present*

#### PREVIOUS POSITION:

**Chairman & CEO • WTA Tour**  
*April 15, 2003-June 30, 2009*

#### HONORS:

- Finalist for Sports Business Journal Sports Executive of the Year, 2012
- Vision Award Winner, Cynopsis Sports Awards, 2012
- Americanism Award Recipient, Anti-Defamation League, 2013
- TIME Magazine's List of Best Sports Executives, 2008

#### EDUCATION:

Harvard University, B.A. European History  
1986 graduate with Honors

#### ATHLETIC ACCOMPLISHMENTS:

All-American tennis player at Harvard  
Three-year professional tennis player, winning one ATP title

## PREVIOUS PAC-12 COMMISSIONERS

**EDWIN N. ATHERTON**  
1940-1944

**VICTOR O. SCHMIDT**  
1944-1959

**THOMAS J. HAMILTON**  
1959-1971

**WILES HALLOCK**  
1971-1983

**THOMAS C. HANSEN**  
1983-2009

**LAWRENCE G. SCOTT**  
2009-Present

**LEARFIELD SPORTS DIRECTORS' CUP**

Five Pac-12 Conference institutions finished the 2013-14 academic year ranked in the final Learfield Sports Directors' Cup top 20, and seven were positioned in the top 27, the most of any conference, the National Association of Collegiate Directors of Athletics (NACDA) announced.

Despite capturing just one NCAA title during the 2013-14 academic year, STANFORD won its 20th-consecutive Directors' Cup. Nine top five finishes, including seven in the top three, propelled the Cardinal in tallying 1,482.00 points. It's the fourth-highest point total all-time for the Cardinal.

UCLA finished seventh (1,078.50 points) and have now placed among the top 10 three consecutive years and in 19 of 21 Directors' Cup standings all-time. The Bruins captured the women's soccer title in the fall, added a women's tennis title in the spring, and had three top-four NCAA finishes. NCAA championships in men's water polo and men's tennis elevated USC to an eighth-place showing with 1,063.75 points. OREGON placed 15th with 943.00 points after picking up three NCAA titles in men's and women's indoor track and field, and men's outdoor track and field. A men's swimming and diving title led CALIFORNIA to a 20th place finish, while ARIZONA and ARIZONA STATE rounded out the top 27, finishing 26th (795.25) and 27th (793.25), respectively.

WASHINGTON finished 33rd with 646.50 points. COLORADO, aided by a national title in men's cross country, was 39th overall (543.00). UTAH finished 72nd with 298.25 points, followed by OREGON STATE (75th, 280.75) and WASHINGTON STATE (149th, 104.00).

The success of the Pac-12 in the Director's Cup was bolstered by the capturing of 10 NCAA titles, most among all conferences. In addition, Pac-12 league members recorded six runner-up finishes and at least one team finished among the top four in 22 NCAA championships.

The Directors' Cup was developed as a joint effort between the National Association of Collegiate Directors of Athletics (NACDA) and USA Today. Points are awarded based on each institution's finish in up to 20 sports - 10 women's and 10 men's.

**CONFERENCE COMPARISON**

Conference*	Top 20 Schools	Membership Ratio
1. Pac-12 (12)	5	.417
2. SEC (14)	5	.357
2. ACC (15)	5	.333
4. Big 12 (12)	3	.250
5. Big Ten (10)	2	.200

\* based on 2013-14 membership

**WHERE THEY RANKED**

	School	Total Pts
1.	Stanford	1482.00
7.	UCLA	1078.50
8.	USC	1063.75
15.	Oregon	943.00
20.	California	878.75
26.	Arizona	795.25
27.	Arizona State	793.25
33.	Washington	646.50
39.	Colorado	543.00
75.	Oregon State	280.75
72.	Utah	298.25
149.	Washington State	104.00

**TOM HANSEN CONFERENCE MEDAL WINNERS**



A Conference Medal is awarded annually to each member institution's outstanding senior male and female student-athlete based on the exhibition of the greatest combination of performance and achievement in scholarship, athletics and leadership.

Conference medal winners have been named every year since the 1960-61 academic year. In 2009, the Pac-12 re-named the award the Tom Hansen Conference Medal in honor of Hansen, who retired at the end of June 2009 after serving for 26 years as Commissioner of the Pac-10.

Following are the 2013-14 award winners:

**2013-14 PAC-12 TOM HANSEN CONFERENCE MEDAL WINNERS**

School	Men	Women
Arizona	Lawi Lalang, Cross Country/Track & Field	Margo Geer, Swimming & Diving
Arizona State	Cory Hahn, Baseball	Stephanie Preach, Volleyball
California	Brandon Hagy, Golf	Alicia Asturias, Gymnastics
Colorado	Andreas Haug, Skiing	Shalaya Kipp, XC/Track & Field
Oregon	Robin Cambier, Tennis	Laura Roesler, Track & Field
Oregon State	Josh Smith, Soccer	Jenna Richardson, Soccer
Stanford	Trent Murphy, Football	Chiney Ogwumike, Basketball
UCLA	Joe Sofia, Soccer	Anna Senko, Swimming & Diving
USC	Devon Kennard, Football	Natalie Hagglund, Volleyball
Utah	Ben Tasevac, Tennis	Mary Beth Lofgren, Gymnastics
Washington	Sam Dommer, Rowing	Kaitlin Inglesby, Softball
Washington State	Deone Bucannon, Football	Micaela Castain, Soccer



## **JAMIE ZANINOVICH • Deputy Commissioner and Chief Operating Officer**

Deputy Commissioner Jamie Zaninovich comes to the Pac-12 after six years as the commissioner of the West Coast Conference. At the Pac-12, Zaninovich has responsibility for all aspects of the Pac-12 Conference's administrative operations, including television administration, sport management, championships, football bowl relationships, governance, enforcement, compliance, and officiating.

In his time with the WCC, Zaninovich led the conference through a period of unprecedented membership growth, transformed the conference basketball championships into successful events, and brought forward television and digital media advances that showcased the WCC's brand regionally, nationally and internationally.

Zaninovich was a member of the NCAA Division I Men's Basketball Committee from 2011-2014 and is a past Chair of the Division I Collegiate Commissioners Association Division I Subdivision. He is also a founding member of the Board of Managers and Competition Committee of the Men's Basketball Officiating LLC, a past member of the NCAA Committee on Women's Athletics and was named one of the prestigious "40 Under 40" honorees by the Sports Business Journal in 2010.

A native of Eugene, Oregon, Zaninovich is a graduate of Stanford University and the Stanford University Graduate School of Business. Prior to the WCC, he served as a sports administrator at both Stanford and Princeton University.



## **WOODIE DIXON • Senior Vice President Business Affairs**

Woodie Dixon joined the Pac-12 in April 2010 and manages all business affairs, in-house legal matters and human resources for the Conference and Pac-12 Networks, as well as football administration for the Conference.

Prior to joining the Pac-12, Dixon spent six years (2004-10) as General Counsel for the NFL's Kansas City Chiefs overseeing all legal matters for the franchise, including player, marketing, sponsorship, stadium operations, special event and sales contracts, litigation and licensing. Previously, he has practiced law with the NFL, Sidley, Austin, Brown & Wood LLP in Chicago, and Dorsey & Whitney LLP in Minneapolis, Minn.

Dixon is a graduate of Harvard Law School, the University of Massachusetts graduate program in Sports Management and Amherst College.



## **DANETTE LEIGHTON • Chief Marketing Officer**

Danette Leighton joined the Pac-12 Conference in April 2010 as the Conference's first Chief Marketing Officer. Her responsibilities include leading the Conference and Pac-12 Networks in the development and implementation of strategic marketing and communication programs, as well as integrating and supporting the marketing interests of the member institutions. She oversees the areas of business operations, communications, event operations, marketing, public affairs and ticket sales, as well as the communications and marketing departments at Pac-12 Networks.

An Arizona graduate, Leighton returns to the Pac-12 where she began her career as a public relations intern. Most recently, she acted as Vice President of Marketing and Brand Development for Maloof Sports & Entertainment. She spent the last decade overseeing all marketing and branding efforts for the NBA's Sacramento Kings and ARCO Arena, as well as the business operations for the WNBA's Sacramento Monarchs.

Previously, she led Sony's sports marketing division, focusing on the PGA Tour and the Sony Open in Hawai'i. She also served as the executive director of the 1999 NCAA Women's Basketball Final Four at Stanford and worked in public relations for the Fiesta Bowl.



## **RON MCQUATE • Chief Financial Officer**

McQuate joined the Pac-12 in March 2010 as the Chief Financial Officer and manages the finances for the Conference and Pac-12 Networks. Prior to joining the Pac-12, McQuate spent seven years at the Sony Ericsson WTA Tour (WTA) where he served Sr. Vice President of Finance.

Before the WTA, McQuate acted as Vice President of Finance for the Soccer, Europe, and Events Divisions of AEG in Los Angeles, Calif.

He began his career in sports with the Cleveland Indians as Controller and then Director of Corporate Planning and Development. McQuate earned his B.S.B.A. in accounting from the University of Dayton.



## **GLORIA NEVAREZ • Senior Associate Commissioner, Senior Woman Administrator**

Gloria Nevarez was named the Pac-12's Senior Associate Commissioner and Senior Woman Administrator in April 2010. Nevarez is responsible for the administration of the Conference's Senior Woman Administrators and oversees all sports except football. She is the Pac-12 liaison for men's basketball and women's golf.

Before joining the Pac-12, Nevarez spent the previous three years as Senior Associate Athletic Director at the University of Oklahoma, overseeing marketing, human resources, strength and conditioning and several sports including men's and women's basketball. She also served as the University's liaison for Title IX compliance and Big 12 governance issues. Before Oklahoma, Nevarez was Associate Commissioner/SWA for the West Coast Conference. Nevarez previously held positions in program management, compliance and legal affairs at the University of California. She also worked in the athletic department at San Jose State University and was an adjunct faculty member at the University of San Francisco.

Nevarez is a graduate of the University of Massachusetts where she played basketball and is a University of California, Berkeley Law alumna.



**RON BARKER • Associate Commissioner, Governance & Enforcement**

Ron Barker joined the Pac-12 as Assistant Commissioner for Governance and Enforcement in October of 2001 and was promoted to Associate Commissioner in February of 2006. His job duties include administering the Conference's enforcement and NCAA governance programs and working with the Faculty Athletic Representative group as well as managing the hardship petitions.

Prior to joining the Pac-12, Barker served as an enforcement representative for the National Collegiate Athletic Association (1999-2001). He has also been an investigator for the Legal Department of Novell, Inc. of Provo, Utah (1992-99) and served as a graduate assistant basketball coach at Brigham Young University (1989-91).

A former professional basketball player for Deportivo Luqueño (Paraguay), Barker is a 1987 graduate of California State University, Long Beach. He earned his master's degree in sports administration from BYU in 1991. He and his wife, Heidi, have four children.



**CHRIS DAWSON • Associate Commissioner, Sports Management**

Chris Dawson was named Assistant Commissioner of Olympic Sports in August 2001 and was promoted to Associate Commissioner in February of 2006. She is the Conference liaison for women's basketball, men's soccer, swimming and diving, tennis and softball. Dawson is also responsible for administering the officiating policy. She currently serves on the NCAA Division I Women's Basketball Committee as well as the NCAA Division I Awards, Benefits, Expenses and Financial Aid Cabinet.

Prior to joining the Pac-12, Dawson spent 23 years at the University of California as the Associate Athletic Director for Sport Programs and Senior Women's Administrator from 1992 to 2001. She was named Assistant Athletic Director for the Cal Women's Athletic Department in 1989 and was the Sports Information Director for the women's department from 1979-89. Dawson served as the chair of the NCAA Championships & Competition Cabinet, and as a member of the NCAA Strategic Planning Cabinet, the NCAA Soccer Rules Committee, the NCAA Woman of the Year Committee and the NCAA Volleyball Committee.

Dawson is a 1975 honors graduate of the University of Virginia where she was a student-athlete in basketball. She earned a master's degree in education, with emphasis in sport administration from Ohio University in 1979.



**ERIK HARDENBERGH • Vice President, Public Affairs**

Erik Hardenbergh joined the Pac-12 as the Vice President of Public Affairs in July 2012. Hardenbergh leads the development and execution of public relations plans and strategies promoting the interests and reputation of the Pac-12 and Pac-12 Networks. Hardenbergh plays a pivotal role in enhancing the Conference's visibility at local, national and global levels.

Most recently, Hardenbergh spent four years as the Vice President of the Glover Park Group in Washington, D.C., where he developed strategic messaging platforms and coordinated integrated campaigns for companies including JPMorgan Chase and United Technologies. Hardenbergh has also worked for several sports media outlets including Yahoo! Sports, Fox Sports Northwest and ABC Sports.

Hardenbergh holds a bachelor's degree in political science from Amherst College, where he was an Academic All-American and captained the golf team for three years. Hardenbergh also earned an MBA from the Kenan-Flagler Business School at University of North Carolina-Chapel Hill.



**DAVE HIRSCH • Vice President, Communications**

Dave Hirsch has been with the Pac-12 since 1995 and was promoted to Vice President, Communications in June 2010. His responsibilities include administering the Conference marketing and communications programs with particular emphasis in football and men's basketball. Hirsch serves as the Media Operations Director for the Pac-12 Football Championship Game and the Pac-12 Men's Basketball Tournament.

Prior to joining the Pac-12, Hirsch was a member of the University of Arizona media relations staff (1988-1995) where he was Coordinator of Information Services. In that role, he was director of media operations for the Wildcats' nationally-ranked basketball team. He has received numerous citations for excellence in publications by the College Sports Information Directors of America (CoSIDA).

From 1998-2007, Hirsch worked with the Tournament of Roses Association, serving as the Assistant Media Coordinator for the Rose Bowl Game.

Hirsch is a 1986 graduate of the University of Arizona and was a member of the Wildcat baseball team for two years.



**WILL HUNTER • Vice President, Operations**

Will Hunter joined the Pac-12 in July 2012 as the Vice President of Operations and oversees the development, operation and coordination of the Pac-12 Football Championship Game and Men's Basketball Tournament.

Hunter came to the Pac-12 after three years as the Event Operations Manager for Cowboys Stadium in Arlington, TX where he managed major events such as Super Bowl XLV, the 2010 NBA All-Star Game, Big 12 Football Championship and Cotton Bowl Classic. Hunter managed over 100 events at Cowboys Stadium for a combined total attendance of over two million guests. In addition to managing operations and logistics for events, he was heavily involved in sponsorship activation at Cowboys Stadium.

Hunter's previous experience includes stops with the NFL League Office in New York and the Scottish Claymores (NFL Europe) in Glasgow, Scotland.

Hunter earned a bachelor's degree in Psychology from Wofford College, where he captained the football team.



**DUANE LINDBERG • Associate Commissioner, Television**

Duane Lindberg returned to the Pac-12 staff for his second tour of duty in 1991 as Assistant Commissioner for Electronic Communications, and was promoted to Associate Commissioner, Television in February of 2006. His job duties include overseeing the Conference television agreements.

Lindberg spent 1989-91 at the Southwest Conference in Dallas as Assistant Commissioner overseeing the Conference's compliance program. His first stint at the Pac-12 saw him serve as Assistant Commissioner for Compliance and Enforcement in 1989, Assistant to the Commissioner from 1986-89, and Assistant Public Relations Director from 1983-86. He previously served two-and-one-half years as Assistant SID at USC.

A Tacoma, Wash., native, Lindberg has both undergraduate (1979) and master's (1981) degrees from the University of Washington.



## **TAMMY NEWMAN • Associate Commissioner, Governance & Enforcement**

Tammy Newman joined the Pac-12 Conference in 1989. Promoted to Associate Commissioner, Governance in July 2013, her responsibilities include directing the NCAA and Pac-12 governance processes for the Conference office and institutional members. Additionally, she serves as the staff liaison to the Council, DLIR, Legislative and Nominating Committees. She also oversees the Conference VIP hospitality programs.

Newman has a bachelor of arts degree from Saint Mary's College of California. A Bay Area native, she is married to Dennis Willing.



## **HEATHER PERRY • Associate Commissioner, Sports Management & Championships**

Heather Perry was named Assistant Commissioner of Championships in June 2007. She serves as the Conference liaison for baseball, women's gymnastics, men's and women's rowing, volleyball and is the Tournament Director for the Pac-12 Women's Basketball Championship.

Prior to joining the Pac-12, Perry spent nine years at the NCAA, most recently as the Associate Director of Playing Rules Administration. In her role, she has served as a championships administrator and media coordinator at the Women's College World Series, Women's Final Four, Division II Women's Elite Eight, Women's Frozen Four and the Women's Rowing Championship.

Perry earned her undergraduate degree from Ball State University in Muncie, Ind., where she received a bachelor of science degree in public relations with a minor in speech communication. She also has a master's degree in sports management from BSU.



## **ERIK PRICE • Associate Commissioner, Compliance**

Erik Price joined the Pac-12 Conference in October 2002 after spending seven years in the Office of the Faculty Athletics Representative at the University of California, serving as Senior Administrative Analyst (1994-2000). Promoted to Associate Commissioner in July of 2013, he is primarily responsible for the Conference's compliance program, which includes rules education, and monitoring and interpreting NCAA and Conference rules for all Conference members.

Assistant Commissioner in February of 2006, his responsibilities include assisting the Compliance and Enforcement staff in monitoring and applying NCAA and Conference legislation. He coordinates the Pac-12 Student-Athlete Advisory Committee (SAAC).

A native of Berkeley, Calif., he is a 1989 graduate of Columbia University with a degree in economics and received a master's degree in journalism from the University of California in 1991.

He and his wife Paula are the parents of two children, Sasha and Ben.



## **ROB SINE • Vice President, Ticket Sales**

Rob Sine was named Vice President of Ticket Sales in June 2012. Sine is responsible for the ticket sales strategy and execution of Pac-12 Championships, including the Pac-12 Men's and Women's Basketball Tournaments and Pac-12 Football Championship Game as his major priorities. Sine also works closely with each of the Pac-12 institutions' ticket sales and operations departments.

Prior to joining the Pac-12, Sine founded and served as president of Hands On Sports, a consulting firm that specialized in working with sport executives to start-up or enhance ticket and sponsorship sales strategies or brand marketing campaigns. Clients included members of the NBA, NFL, MLB, NHL, NCAA, NASCAR, MLS, CFL, IFL, NLL, AFL, AHL and ECHL. Preceding Hands On Sports, Sine spent 11 years working on the team side of professional sports; five years in minor league sports and seven years in leadership roles overseeing ticket sales revenue with three NBA organizations—Portland Trail Blazers, Seattle Sonics, and Milwaukee Bucks.

Sine received his degree from Penn State University.



## **HEATHER VAUGHAN • Vice President, Marketing**

Vaughan joined the Pac-12 in June 2010 as the Conference's first Senior Director, Marketing. Her duties include enhancing the overall marketing and staging of all Pac-12 Championships and events, serving as the creative lead for the Conference and working with the marketing team to develop and execute strategic marketing plans.

Prior to joining the Conference, Vaughan worked for the Maloof Sports & Entertainment team for nine years, overseeing the creative services department. She was responsible for the marketing, branding and creative materials to support the NBA's Sacramento Kings, the WNBA's Sacramento Monarchs and ARCO arena. She also worked for several advertising agencies in the Los Angeles area.

A San Diego, Calif., native, Vaughan graduated from California State University Chico with a bachelor's degree in communication design. She also holds a master's degree in communications from California State University, Fullerton.



## **ANNA ROBERTS • Senior Director, Human Resources**

Anna Roberts joined the Pac-12 in September 2011 as the Director of Human Resources and is responsible for all aspects of the Pac-12 people strategy including talent management, staffing, employee relations, compensation and performance management. Prior to joining the Conference office, Roberts was at Support.com, a mid-sized technology company, where she oversaw the human resources function. In addition, she worked several years in the human resource field in various environments, including several years with Adeco Group.

Roberts graduated from California Polytechnic State University, San Luis Obispo.





**TAYLOR LIEN • Director, Business Operations**

Taylor Lien joined the Pac-12 in July 2009 as a strategy intern, identifying and analyzing growth opportunities and assisting in the development of a strategic roadmap for the Conference. In December 2009, he was promoted to Manager, Business Development.

Lien was promoted in June 2012 to Director, Business Operations, where he oversees the research and analytics for the Pac-12's new initiatives. He is also responsible for the business strategy, revenue and contractual aspects of the Conference's major championship events, acts as a liaison between the Conference office and Pac-12 Enterprises, and is part of the team developing the Pac-12's international initiative, with a focus on China.

Lien is a 2009 graduate of the University of California, Berkeley with a bachelor's degree in business administration from the Haas School of Business.



**MICHAEL ORTIZ • Director, Video Operations**

Michael Ortiz was named Video Operations Director in May 2012. Ortiz manages the day-to-day video operations at the Pac-12, including oversight of the Conference's Command Center for its officiating programs and instant replay technologies.

Ortiz came to the Pac-12 from Oregon State, where he served as the Football Video Director since 2007, overseeing management of the OSU football video department. Ortiz responsibilities included managing the coaching analysis information network, maintained hardware and software, overseeing video crews and creating videos for football-related functions and the recruitment process. Prior to Oregon State, Ortiz was the Assistant Video Director at both the University of Washington and the University of Colorado. Ortiz was voted Pac-12 Video Coordinator of the year by his peers for the 2009-10 and 2012-13 seasons and was a finalist for the National Video Coordinator of the year.

Ortiz is a graduate of the University of Colorado with a bachelor's degree in broadcast journalism.



**NATALIA CICCONO • Assistant Commissioner, Communications**

Natalia Ciccone was named Assistant Commissioner of Communications for the Pac-10 in October 2008. Her responsibilities include assisting in the Conference's communications and marketing programs, with emphasis on women's basketball, volleyball and outdoor track & field; assisting with the Conference's internet and social media operations; and overseeing the production of the Conference's publications. She also serves as the Media Director of the Pac-10 Women's Basketball Tournament.

Ciccone was an Assistant Media Relations Director at the University of Maryland from 2002-2008, serving as the primary contact for the NCAA Champion women's basketball and field hockey teams. She served as assistant media coordinator for the NCAA Women's Basketball Tournament first and second rounds, and as media coordinator for a number of NCAA field hockey events, including the 2007 NCAA National Championship.

From 2000-03, Ciccone was a Sports Information Assistant at Penn State University and was an Assistant Sports Information Director at Mount St. Mary's College (Md.) prior to that.

Ciccone is a 1998 graduate of Goucher College where she was a member of the women's lacrosse team for four years.




**CHRIS MERINO • Assistant Commissioner, Compliance**

Chris Merino joined the Pac-12 in September 2013 as Assistant Commissioner of Compliance. His responsibilities include assisting the Compliance and Enforcement staff in monitoring and applying NCAA and Conference legislation, as well as aiding with coordination of the Pac-12 Student-Athlete Advisory Committee.

Prior to joining the Pac-12, Merino served as the Assistant Director of Compliance Services at Stanford University, where he administered and monitored student-athlete eligibility, amateurism issues, financial aid and playing and practice seasons. Preceding Stanford, Merino was a post-graduate intern with the NCAA, working with the Academic and Membership Affairs department. He has also previously served as a compliance assistant with the West Coast Conference and a legal compliance intern with Santa Clara University Athletics Department.

Merino graduated from the Santa Clara University of Law with his Juris Doctor degree. He earned his bachelor's degree in history from the University of Notre Dame. He and his wife welcomed their first child, Mateo Jude Merino, on July 5, 2013.



**STEPHANIE CRAMNER • Controller**

Stephanie Cranmer joined the Pac-12 in April 2012 as Controller. Her responsibilities include day-to-day accounting, budgeting and reporting functions and maintaining the general ledger for the Pac-12.

Cranmer previously spent two and a half years as a senior accountant for Armano McKenna, LLP, serving some of the Bay Area's largest schools, non-profits, foundations and corporations. She has also worked for the William and Flora Hewlett Foundation and Price-waterhouseCoopers. Cranmer is a member of the American Institute of Certified Public Accountants and the California Society of Certified Public Accountants.

A graduate of UCLA with a bachelor's degree in business economics and minor in accounting, Cranmer was a sports marketing intern in the athletic department for three years. She currently resides in Walnut Creek with her husband, Max.



**ANNA KAREFA-JOHNSON • Senior Manager, Marketing**

Anna Karefa-Johnson joined the Pac-12 in July 2012. She is responsible for executing the Pac-12 branding initiative while managing the Conference's live events, partner activations, premium items and merchandising.

Prior to joining the Pac-12, Karefa-Johnson worked with UMCA Sports where she managed event production for clients such as Nike Basketball, LRMR, The LeBron James Family Foundation and King's Academy Basketball Camp. She has also held public relations internships with the Los Angeles Lakers, Baltimore Ravens and the NFLPA.

Karefa-Johnson holds a bachelor's degree in communication from the University of Southern California. She also earned a master's in sports industry management from Georgetown University.



## **SCOTT TESTER • Senior Manager, Ticket Operations**

Scott Tester joined the Pac-12 in January 2014 as the Senior Manager of Ticketing. Tester came to the Conference by way of Oregon State after working in Corvallis as the Director of Tickets since February 2012. While at Oregon State, he led a staff responsible for managing all ticket sales and service for 100+ Beaver athletic events each year. Prior to OSU, he was the Assistant Director of Ticket Operations at the University of Washington in Seattle for nearly five years where he managed Husky ticket operations for multiple sports and postseason events. Before coming to the west coast, Tester worked in similar supporting roles at both the University of Maryland in College Park and the University of Toledo in Ohio.

Tester received his bachelor's of science in sport management from Bowling Green State University, where he also served as an assistant in the athletic ticket office. He currently resides in Pleasant Hill, Calif., with his wife Jen and two dogs.



## **CARRIE XU • Senior Manager, International**

Carrie Xu joined the Pac-12 in November 2012 as the Conference's first Senior Manager, International. Xu is responsible for all aspects of the Pac-12's globalization initiative aimed to proactively promote the Conference and its member institutions to new audiences through educational collaboration, cultural exchange and sport.

Prior to the Pac-12, Xu worked for Nike on its basketball initiatives, product marketing and merchandising in China. Xu began her career as a management trainee at Unilever China in Shanghai.

A Shanghai native, Xu graduated from Fudan University in China with a bachelor's degree in economics. Xu also holds an MBA from the Marshall Business School at the University of Southern California.



## **RONNY BUSH • Operations Manager**

Ronny Bush was named the Operations Manager in October 2012. He is responsible for coordinating event logistics for the Pac-12 Football Championship Game and the Pac-12 Men's Basketball Tournament including facilities, transportation, team operations, and event timelines.

Prior to joining the Pac-12, Bush worked as a Marketing Assistant at the University of Washington where he was responsible for the marketing and game-day production of volleyball, gymnastics, baseball, and track and field. He also assisted with the marketing and promotions for Husky Football and Men's Basketball games. Prior to working in marketing, Bush was an intern with the event management department, assisting in the operations and coordination of home athletic, university, and special events.

Bush is a graduate of Washington State University where he earned a bachelor of arts in sport management in 2010.



## **LINA DIAZ • Assistant Director of Business and Finance**

Lina Diaz was promoted to Assistant Director of Business and Finance in February 2006. She assists the Chief Financial Officer and Controller with maintaining the Conference's financial records and disbursement of funds.

Diaz joined the Pac-12 in October of 1991, but had worked in other part-time temporary capacities for the Conference since March of 1989 before joining the staff on a full-time basis.

A native of the Philippines, Diaz is a graduate of Far Eastern University in Manila with a degree in Commerce with an emphasis in banking and finance. She had worked in various secretarial positions around the Bay Area before joining the Pac-12.



## **PETER SMITH • Graphic Designer**

Peter Smith was named the Graphic Designer in September 2014. He is responsible for promoting the business interest of the Conference through both strategy and design. Smith is the in-house designer for the Conference for web, social, digital, special events and championships. Smith works on upholding the Pac-12's values of integrity and heritage while focusing on helping to continue the transformation of the Pac-12 into the new digital media era.

Smith came to the Pac-12 from working as a graphic design contractor for Brand Fever Inc., where he worked with some of the world's largest publicly and privately held companies, including The Coca-Cola Company and Georgia Pacific. Prior to Brand Fever, he was a contract designer for Next Marketing. He earned his degree in design at the Portfolio Center after earning a bachelor of arts in history at Trinity College (Conn.).




## **CHERYL WONG • Manager, Officiating and Sports Management**

Cheryl Wong was named sports management manager in August 2012. Her primary responsibilities include assisting the Conference's multiple officiating programs, as well as serving as the sports liaison for wrestling. As part of the sports management team, she will also assist with the Pac-12 Football Championship Game, as well as, the men's and women's basketball tournaments.

Wong came to the Pac-12 from the University of California where she was the travel coordinator. While there, she successfully researched and secured airfare, local and road transportation, and lodging for all of Cal's 29 varsity teams. She also was the primary contact for the Cal football airplane charter. In addition to being the travel coordinator, Wong was also part of the event management football game day staff for three seasons.

Wong is a graduate of UCLA where she received a bachelor of arts in the study of religion. She also earned a master's in education with a major in sport administration from the University of Miami.



## **JAIMIE ALFIERI • Video Operations Coordinator**

Jaimie Alfieri joined the Pac-12 Conference as Video Operations Coordinator in September 2013. She assists the Director of Video Operations in overseeing all Video Coordinators in the Conference, as well as providing video and video support for officials and networks.

Alfieri previously worked as a ticker operator and logger with Pac-12 Enterprises, writing on-air headlines for breaking news stories and archiving games for highlight package purposes. Prior to joining the Pac-12, she served as the head student video editor for the Oregon State University Football Video Department, where she edited practices and games and organized editing crews.

Alfieri graduated from Oregon State University in May 2012.



**LIZ BEADLE • Public Affairs Coordinator**

Liz Beadle joined the Conference in July 2014 as the Public Affairs Coordinator. She will be contributing in strategic communications, proactive public relations and media relations for various sports throughout the upcoming season.

Most recently, Beadle served as a postgraduate intern with the NCAA, dividing her time between executive communications and the NCAA's communications office. Prior to that, she interned for two United States Senators from her home state of Arkansas, wrote sports articles for the Arkansas Traveler and interned at a Little Rock advertising and public affairs agency. Beadle graduated from the University of Arkansas with a degree in journalism focusing on advertising and public relations, as well as a degree in political science.



**SEAN HARRIS • Coordinator, Championships and Sports Management**

Sean Harris joined the Pac-12 as an Administrative Fellow in July 2013. In January 2014, Harris joined the team in a full-time position as Sports Management and Championships Coordinator. His primary responsibilities include overseeing the awards and merchandise programs, assist in overseeing the cross country and track and field programs, and is heavily involved in the planning of all championships. Harris graduated from Washington State University in 2013 with a bachelor's degree in sport management with a emphasis on business administration.

Harris was a student intern for the WSU Foundation on the annual giving and special gifts team. He helped receive and organize donations as well as hosting foundation sponsored events and fundraisers. He worked in the WSU tutoring services providing fellow student-athletes with professional assistance in sport management courses. Harris was a four-year varsity letter award recipient in track and field.



**IN JA HALCOMB • Executive Assistant to the Commissioner**

In Ja Halcomb was named Executive Assistant to the Commissioner in July 2012. Halcomb provides administrative assistance to the Commissioner.

Halcomb joined the Pac-12 after nine years as an Executive Assistant for Maloof Sports and Entertainment, where she assisted the company President with daily administration and business operations for the Sacramento Kings and Power Balance Pavilion. Halcomb worked directly with the executive management team, including the finance, sales, marketing and operations departments.



**HILARY BACH • Administrative Fellow**

Hilary Bach joined the Pac-12 as an Administrative Fellow in January 2014. She graduated from Arizona State University in 2011 with her bachelor's in business marketing, then obtained her master's of business administration in international leadership from ASU in May 2013.

Prior to joining the Pac-12, Bach played softball internationally for Team Toda in Japan. Before that, she served as a senior administrative graduate assistant at Arizona State's athletic department, where she received the ACWAA Administrator of Tomorrow Award. While an undergraduate, Bach was an intern in ASU's Athletic Promotions and Revenue Generation department, creating season marketing plans for the varsity teams. She has also held positions as a general manager for the Phoenix Women's Sports Association and as a research analyst for Navigate Research, as well as an account executive intern for KTAR Sports Talk Radio.



**KYRA GEITHMAN • Communications Fellow**

Kyra Geithman joined the Pac-12 as a Communications Fellow in July 2013. Geithman is a 2013 graduate of Arizona State University with a bachelor's degree in journalism and mass communication with a minor in design studies.

Prior to joining the Pac-12, Geithman was an intern in the ASU sports information department, assisting in media relations efforts for softball, volleyball and swimming. She wrote recaps, game notes and previews for publication to TheSunDevils.com, assisted with game-day operations, designed graphics and interactive content for publications and updated social media. Geithman was also a community assistant in a residence hall of 1,200 students providing mentoring and advising to students.



**JON OLIVERO • Communications Fellow**

Jonathan Olivero joined the Pac-12 as a Communications Fellow in July 2014. He is a 2014 graduate of USC with a bachelor's degree in public relations.

Most recently, Olivero worked as a public relations intern with the Los Angeles Lakers, acting as an on-site media liaison for Lakers home games and practices, editing and producing content for Lakers Magazine, and assisting with the editing and preparation of game notes. Prior to that, he has held internship positions in public relations and communications with the Los Angeles Kings, the Los Angeles D-Fenders and the Los Angeles Dodgers. He also served as a college marketing representative for Warner Bros. Pictures.



**Meghan Cesnik**  
Administrative Assistant  
General Counsel & CFO



**Wendy Heredia**  
Senior Administrative  
Assistant  
Marketing & Communications



## **BOBBY DIBLER • Coordinator of Men's Basketball Officiating**

Bobby Dibler enters his 15th year with the Mountain West after working in a similar capacity at the Western Athletic Conference from 1992-98. Prior to his duties of coordinating officials for the Conference, he was a WAC basketball official for 19 years. Dibler has also officiated in the Southwest Athletic (1973-93), Big West (1982-93), Pacific-10 (1982-86, 1988-1993), Big Eight (1981-82), and Missouri Valley (1973-82) conferences. During his 20 years as an official, he worked 14 NCAA tournaments, including three Final Fours, and several NIT games. Dibler was also employed with the Proctor and Gamble Distributing Company as an Account Executive/Operations Manager for 31 years before retiring in December 1999.



## **VIOLET PALMER • Coordinator of Women's Basketball Officiating**

A pioneer in refereeing, Violet Palmer was named the Conference's Coordinator of Women's Basketball Officiating in May 2010. The first woman to officiate a major U.S. professional sport at the highest level when she became a referee in the National Basketball Association (NBA) in 1997, Palmer has been on the NBA's officiating roster for 13 years and is the only woman among the league's officiating staff.

Palmer has officiated NBA playoff games and the WNBA Championships. Prior to joining the professional ranks, she spent nine seasons officiating at the collegiate level, including five NCAA Women's Final Fours and two National Championship games.

Palmer's duties with the Pac-12 will include implementing the Conference's officiating program, as well as identifying, recruiting and assigning referees. Palmer's strength and focus on education and training will further develop the Conference's officials and elevate them to the next level.

Palmer is a native of Los Angeles and a four-year letterwinner at Cal Poly Pomona where she led the Broncos to the 1985 and 1986 NCAA crowns.



## **DAN PEDERSEN • Coordinator of Baseball Officiating**

Dan Pedersen was named Coordinator of Baseball Officiating in July 2002. He spent 24 years as an NCAA Division I umpire and retired from the field in 2003. He has worked five College World Series (youngest at age 26) and more than twenty NCAA regional championships. He also worked the 1991 Pan American Games in Havana, Cuba, and is a former professional umpire.

Prior to joining the Pac-12 staff, Pedersen served as Supervisor of Baseball Umpires for the Western Athletic Conference. Under his guidance, the WAC program became one of the most successful in the nation. There is a tremendous contrast between his professional career and his baseball career. Dan spent 17 years managing programs within the space launch industry and is now serving in a senior management position developing and manufacturing the next generation of advanced avionics.

Pedersen holds a bachelor of science degree in business management. He and his wife, Melissa, have two children, Brady and Alyssa, and reside in San Diego, Calif.



## **JOANNE VENDITTO • Coordinator of Softball Officiating**

Joanne Venditto was appointed the newly created Coordinator of Softball Officiating in June 2003. She brings more than two decades of experience with assigning and coordinating softball programs, including 10 years at the Division I level.

From 2001-03, Venditto served as Softball Umpire Liaison for the Pac-10, helping to facilitate communication between Pac-12 coaches and umpires, disseminating playing rule interpretations and assisting in the standardization of umpiring mechanics. She spent two years as Coordinator of Softball Umpires for the Big West Conference and has also assigned for the California Collegiate Athletic Conference (CCAA), the NAIA and the Western State Community College Conference. In addition to her work with conferences, Venditto coordinated four workshops in 2002-03 as part of the NCAA Umpire Development Program. As an official, she worked full Division I and Division II schedules from 1980-1991.

Venditto holds a degree in recreation administration from California State University Northridge.



## **SANDRA HUNT • Coordinator of Women's Soccer**

Sandra Hunt was named Coordinator of Women's Soccer Officiating in April of 2009. Her duties include implementing the Conference's officiating program in women's soccer, as well as identifying, recruiting, training, assigning and evaluating referees for matches at Pac-12 institutions.

Hunt spent 17 years as an on-field official before retiring in 2004, representing the United States on officiating crews at a number of international events, including the 1999 and 2003 FIFA Women's World Cup, and the 2000 Olympic Games. Her experiences cover all levels of soccer, including the collegiate level where she was assigned the national championship game at the NCAA Women's College Cup twice. In 1998, she became one of the first two women to referee a game in Major League Soccer (MLS) and has also officiated in the Women's United Soccer Association (WUSA) professional league.

She is one of only 23 United States Soccer Federation (U.S.S.F.) national assessors designated a match inspector and is currently serving on the Board of Directorship for the U.S. Soccer Committee, National Association of Sports Officials (NASO) and Whatcom Sports Commission. Hunt a graduate of Seattle Pacific University with a degree in leisure and recreation.



## **CHARLIE BROWN • Coordinator of Women's Volleyball Officiating**

Charlie Brown was appointed Coordinator of Women's Volleyball Officiating in December 1994. For more than 20 years, he's excelled in the sport as an athlete, high school coach and referee.

Until recently, Brown had coached the girl's team at Granada HS in Livermore, Calif., where his program was consistently among the best in the state. As a referee, he's worked nationally with all levels of competition, particularly the U.S. Sports Festival. Professionally, Brown is employed by Lawrence Livermore Laboratory, where he's involved with project management and design engineering.

## NCAA TEAM TITLES WON BY CONFERENCE (ALL-TIME)

TEAM		INDIVIDUAL	
1. Pac-12	469	1. Pac-12	2,230
2. Big Ten	266	2. Big Ten	1,649
3. Southeastern	208	3. SEC	1,338
4. Big 12	162	4. Big 12	982
5. Atlantic Coast	159	5. ACC	478
6. Ivy	95	6. Ivy	427
7. American Athletic	48	7. American Athletic	245
8. Conference USA	42	8. Big East	209
9. Summit	32	9. Mountain West	207
10. West Coast	32	10. Conference USA	170

## NCAA TEAM TITLES WON BY CONFERENCE (ALL-TIME)

MEN		WOMEN	
1. Pac-12	287	1. Pac-12	154
2. Big Ten	204	2. Southeastern	93
3. Southeastern	114	3. Atlantic Coast	75
4. Big 12	113	4. Big Ten	42
5. Atlantic Coast	77	5. Big 12	31
6. Ivy	57	6. Ivy	16
7. American Athletic	33	7. American Athletic	14
8. Conference USA	29	8. Conference USA	13
9. West Coast	23	9. Big East	12
10. Atlantic 10	15	10. West Coast	9

COMBINED	
1. Pac-12	28
2. Ivy	22
Summit	22
4. Big Ten	20
5. Big 12	18

## NCAA INDIVIDUAL TITLES WON BY CONFERENCE (ALL-TIME)

MEN		WOMEN	
1. Big Ten	1,419	1. Pac-12	681
2. Pac-12	1,376	2. Southeastern	637
3. Big 12	738	3. Big 12	222
4. Southeastern	699	4. Big Ten	182
5. Atlantic Coast	294	5. Atlantic Coast	149
6. Ivy	279	6. American Athletic	67
7. American Athletic	168	7. Big East	67
8. Mountain West	141	8. Ivy	42
9. Conference USA	138	9. Conference USA	31
10. Big East	121	10. Mountain West	24

COMBINED	
1. Pac-12	173
2. Ivy	106
3. Summit	84
4. America East	73
5. Big Ten	48

## NCAA TEAM TITLES WON BY SCHOOL (ALL-TIME)

MEN		WOMEN	
1. USC	84	1. STANFORD	42
2. UCLA	72	2. UCLA	39
3. STANFORD	61	4. North Carolina	29
4. Oklahoma State	51	3. Louisiana State	25
5. Arkansas	42	5. Texas	23
6. Michigan	34	6. Maryland	20
7. CALIFORNIA	27	7. Georgia	19
8. Yale	26	8. USC	17
9. Indiana	24	9. Florida	15
Iowa	24	10. ARIZONA STATE	12

COMBINED	
1. Denver	22
2. COLORADO	18
3. West Virginia	16

## NCAA INDIVIDUAL TITLES WON BY SCHOOL (ALL-TIME)

MEN		WOMEN	
1. USC	311	1. STANFORD	186
2. Michigan	274	2. Texas	147
3. STANFORD	259	3. Florida	142
4. Ohio State	216	4. Georgia	140
5. Texas	180	5. Louisiana State	108
6. UCLA	164	6. UCLA	100
7. Oklahoma State	163	7. ARIZONA	91
8. CALIFORNIA	150	8. CALIFORNIA	73
9. Illinois	142	9. USC	70
10. Oklahoma	136	10. Auburn	51

COMBINED	
1. COLORADO	88
2. Denver	84
3. UTAH	69

## NCAA TEAM & INDIVIDUAL TITLES WON BY PAC-12 SCHOOLS (ALL-TIME)

### TEAM TITLES

MEN	WOMEN	COMBINED
USC	Stanford	Colorado
84	44	18
UCLA	UCLA	Utah
72	39	10
Stanford	USC	<b>TOTAL</b>
61	16	<b>28</b>
California	Arizona State	
27	12	
Oregon	Arizona	
15	11	
Arizona State	Oregon	
11	9	
Utah	Utah	
11	9	
Arizona	California	
7	6	
Oregon State	Washington	
3	6	
Colorado	Colorado	
4	2	
Washington State	<b>TOTAL</b>	<b>154</b>
2		
<b>TOTAL</b>		<b>287</b>

### INDIVIDUAL TITLES

MEN	WOMEN	COMBINED
USC	Stanford	Colorado
311	193	88
Stanford	UCLA	Utah
259	100	69
UCLA	Arizona	Stanford
164	92	13
California	California	Washington
150	75	2
Washington State	USC	Washington State
79	71	1
Oregon	Arizona State	<b>TOTAL</b>
85	46	<b>173</b>
Utah	Oregon	
72	35	
Arizona	Utah	
82	24	
Arizona State	Washington	
66	17	
Washington	Colorado	
53	15	
Oregon State	Oregon State	
32	7	
Colorado	Washington State	
23	6	
<b>TOTAL</b>	<b>TOTAL</b>	<b>681</b>
<b>1,376</b>		

based on 2013-14 conference memberships

## ALL-TIME NCAA CHAMPIONSHIPS BY SPORT » WOMEN'S SPORTS

### BASKETBALL (4)

1982-83—USC  
1983-84—USC  
1989-90—Stanford  
1991-92—Stanford

### CROSS COUNTRY (11)

1983—Oregon  
1987—Oregon  
1997—Stanford  
2000—Colorado  
2003—Stanford  
2004—Colorado  
2005—Stanford  
2006—Stanford  
2007—Stanford  
2008—Washington  
2012—Oregon

### GOLF (15)

1990—Arizona State  
1991—UCLA  
1993—Arizona State  
1994—Arizona State  
1995—Arizona State  
1996—Arizona  
1997—Arizona State  
1998—Arizona State  
2000—Arizona  
2003—USC  
2004—UCLA  
2008—USC  
2009—Arizona State  
2011—UCLA  
2013—USC

### GYMNASTICS (15)

1982—Utah  
1983—Utah  
1984—Utah  
1985—Utah  
1986—Utah  
1990—Utah  
1992—Utah  
1994—Utah  
1995—Utah  
1997—UCLA  
2000—UCLA  
2001—UCLA  
2003—UCLA  
2004—UCLA  
2010—UCLA

### ROWING (6)

1997—Washington  
1998—Washington  
2001—Washington  
2005—California  
2006—California  
2009—Stanford

### SOCCER (3)

2007—USC  
2011—Stanford  
2013—UCLA

### SOFTBALL (23)

1982—UCLA  
1984—UCLA  
1985—UCLA  
1988—UCLA  
1989—UCLA

1990—UCLA  
1991—Arizona  
1992—UCLA  
1993—Arizona  
1994—Arizona  
1996—Arizona  
1997—Arizona  
1999—UCLA  
2001—Arizona  
2002—California  
2003—UCLA  
2004—UCLA  
2006—Arizona  
2007—Arizona  
2008—Arizona State  
2009—Washington  
2010—UCLA  
2011—Arizona State

### SWIMMING (13)

1983—Stanford  
1989—Stanford  
1992—Stanford  
1993—Stanford  
1994—Stanford  
1995—Stanford  
1996—Stanford  
1997—USC  
1998—Stanford  
2008—Arizona  
2009—California  
2011—California  
2012—California

### TENNIS (21)

1982—Stanford  
1983—USC  
1984—Stanford  
1985—USC  
1986—Stanford  
1987—Stanford  
1988—Stanford  
1989—Stanford  
1990—Stanford  
1991—Stanford  
1997—Stanford  
1999—Stanford  
2001—Stanford  
2002—Stanford  
2004—Stanford  
2005—Stanford  
2006—Stanford  
2008—UCLA  
2010—Stanford  
2013—Stanford  
2014—UCLA

### INDOOR TRACK (9)

2000—UCLA  
2001—UCLA  
2007—Arizona State  
2008—Arizona State  
2010—Oregon  
2011—Oregon  
2012—Oregon  
2013—Oregon  
2014—Oregon

### OUTDOOR TRACK (6)

1982—UCLA  
1983—UCLA  
1985—Oregon  
2001—USC  
2004—UCLA  
2007—Arizona State

### VOLLEYBALL (14)

1981—USC  
1984—UCLA  
1990—UCLA  
1991—UCLA  
1992—Stanford  
1995—Stanford  
1996—Stanford  
1997—Stanford  
2001—Stanford  
2002—USC  
2003—USC  
2004—Stanford  
2005—Washington  
2011—UCLA

### WATER POLO (14)

2001—UCLA  
2002—Stanford  
2003—UCLA  
2004—USC  
2005—UCLA  
2006—UCLA  
2007—UCLA  
2008—UCLA  
2009—UCLA  
2010—USC  
2011—Stanford  
2012—Stanford  
2013—USC  
2014—Stanford



The Oregon men's track and field team won its first NCAA title in 30 years. It was also the Pac-12's 10th NCAA title of the 2013-14 season.



UCLA won its first women's soccer NCAA title and the Conference's third in seven years.

ALL-TIME NCAA CHAMPIONSHIPS BY SPORT » MEN'S SPORTS

<b>BASEBALL (28)</b>	1997—Stanford	1988—Utah	1963—USC	1934—Stanford	1990—USC
1947—California	2001—Colorado	1991—Colorado	1964—USC	1935—USC	1993—UCLA
1948—USC	2002—Stanford	1993—Utah	1965—UCLA	1936—USC	1995—UCLA
1957—California	2003—Stanford	1995—Colorado	1966—USC	1937—USC	1996—UCLA
1958—USC	2004—Colorado	1996—Utah	1967—USC	1938—USC	1997—Stanford
1961—USC	2006—Colorado	1997—Utah	1968—USC	1939—USC	1998—UCLA
1963—USC	2007—Oregon	1998—Colorado	1969—USC	1940—USC	2000—UCLA
1965—Arizona State	2008—Oregon	1999—Colorado	1970—UCLA	1941—USC	2006—UCLA
1967—Arizona State	2013—Colorado	2003—Utah	1971—UCLA	1942—USC	2010—Stanford
1968—USC		2006—Colorado	1973—Stanford	1943—USC	
1969—Arizona State	<b>GOLF (14)</b>	2011—Colorado	1974—Stanford	1949—USC	<b>WATER POLO (39)</b>
1970—USC	1938—Stanford	2013—Colorado	1975—UCLA	1950—USC	1969—UCLA
1971—USC	1939—Stanford		1976—UCLA	1951—USC	1971—UCLA
1972—USC	1941—Stanford	<b>SOCCER (4)</b>	USC	1952—USC	1972—UCLA
1973—USC	1942—Stanford	1985—UCLA	1977—Stanford	1953—USC	1973—California
1974—USC	1946—Stanford	1990—UCLA	1978—Stanford	1954—USC	1974—California
1976—Arizona	1953—Stanford	1998—UCLA	1979—UCLA	1955—USC	1975—California
1977—Arizona State	1988—UCLA	2002—UCLA	1980—Stanford	1956—UCLA	1976—Stanford
1978—USC	1990—Arizona State		1981—Stanford	1958—USC	1977—California
1980—Arizona	1992—Arizona	<b>SWIMMING (24)</b>	1982—UCLA	1961—USC	1978—Stanford
1981—Arizona State	1994—Stanford	1960—USC	1983—Stanford	1962—Oregon	1980—Stanford
1986—Arizona	1996—Arizona State	1963—USC	1984—UCLA	1963—USC	1981—Stanford
1987—Stanford	2004—California	1964—USC	1986—Stanford	1964—Oregon	1983—California
1988—Stanford	2007—Stanford	1965—USC	1988—Stanford	1965—Oregon	1984—California
1998—USC	2008—UCLA	1966—USC	1989—Stanford	USC	1985—Stanford
2006—Oregon State		1967—Stanford	1990—Stanford	1966—UCLA	1986—Stanford
2007—Oregon State	<b>GYMNASTICS (13)</b>	1974—USC	1991—USC	1967—USC	1987—California
2012—Arizona	1962—USC	1975—USC	1992—Stanford	1968—USC	1988—California
2013—UCLA	1968—California	1976—USC	1993—USC	1970—Oregon	1990—California
	1975—California	1977—USC	1994—USC	1971—UCLA	1991—California
<b>BASKETBALL (16)</b>	1984—UCLA	1979—California	1995—Stanford	1972—UCLA	1992—California
1938-39—Oregon	1986—Arizona State	1980—California	1996—Stanford	1973—UCLA	1993—Stanford
1941-42—Stanford	1987—UCLA	1982—UCLA	1997—Stanford	1976—USC	1994—Stanford
1943-44—Utah	1992—Stanford	1985—Stanford	1998—Stanford	1977—Arizona State	1995—UCLA
1958-59—California	1993—Stanford	1986—Stanford	2000—Stanford	1978—UCLA	1996—UCLA
1963-64—UCLA	1995—Stanford	1987—Stanford	2002—USC	1984—Oregon	1998—USC
1964-65—UCLA	1997—California	1992—Stanford	2005—UCLA	1987—UCLA	1999—UCLA
1966-67—UCLA	1998—California	1993—Stanford	2009—USC	1988—UCLA	2000—UCLA
1967-68—UCLA	2009—Stanford	1994—Stanford	2010—USC	2000—Stanford	2001—Stanford
1968-69—UCLA	2011—Stanford	1998—Stanford	2011—USC	2014—Oregon	2002—Stanford
1969-70—UCLA		2008—Arizona	2012—USC		2003—USC
1970-71—UCLA	<b>SKIING (28)</b>	2011—California	2014—USC	<b>VOLLEYBALL (25)</b>	2004—UCLA
1971-72—UCLA	1959—Colorado	2012—California		1970—UCLA	2005—USC
1972-73—UCLA	1960—Colorado	2014—California	<b>INDOOR TRACK (6)</b>	1971—UCLA	2006—California
1974-75—UCLA	1972—Colorado		1967—USC	1972—UCLA	2007—California
1994-95—UCLA	1973—Colorado	<b>TENNIS (54)</b>	1972—USC	1974—UCLA	2008—USC
1996-97—Arizona	1974—Colorado	1946—USC	1977—Wash. State	1975—UCLA	2009—USC
	1975—Colorado	1950—UCLA	2008—Arizona State	1976—UCLA	2010—USC
<b>BOXING (1)</b>	1976—Colorado	1951—USC	2009—Oregon	1977—USC	2011—USC
1937—Wash. State	1977—Colorado	1952—UCLA	2014—Oregon	1979—UCLA	2012—USC
	1978—Colorado	1953—UCLA		1980—USC	2013—USC
<b>CROSS COUNTRY (15)</b>	1979—Colorado	1954—UCLA	<b>OUTDOOR TRACK (46)</b>	1981—UCLA	
1961—Oregon State	1981—Utah	1955—USC	1922—California	1982—UCLA	<b>WRESTLING (1)</b>
1971—Oregon	1982—Colorado	1956—UCLA	1925—Stanford	1983—UCLA	1988—Arizona State
1973—Oregon	1983—Utah	1958—USC	1926—USC	1984—UCLA	
1974—Oregon	1984—Utah	1960—UCLA	1928—Stanford	1987—UCLA	
1977—Oregon	1986—Utah	1961—UCLA	1930—USC	1988—USC	
1996—Stanford	1987—Utah	1962—USC	1931—USC	1989—UCLA	

ALL-TIME NON-NCAA CHAMPIONSHIPS BY SPORT » MEN'S SPORTS

<b>FOOTBALL (Polls)</b>	<b>ROWING (31)</b>	1939—California	1997—Washington
1954—UCLA (UPI)	(IRA: pre-1979;	1940—Washington	1999—California
1962—USC (AP, UPI)	Cincinnati Regatta; 1982-)	1941—Washington	2000—California
1967—USC (AP, UPI)	1923—Washington	1948—Washington	2002—California
1972—USC (AP, UPI)	1924—Washington	1949—California	2007—Washington
1974—USC (UPI)	1926—Washington	1950—California	2009—Washington
1978—USC (UPI)	1928—California	1960—California	2011—Washington
1991—Washington	1932—California	1961—California	2012—Washington
(UPI, USA)	1934—California	1964—California	2013—Washington
2003—USC (AP)	1935—California	1970—Washington	2014—Washington
2004—USC (BCS)	1936—Washington	1976—California	
	1937—Washington	1984—Washington	

## PAC-12 CHAMPIONSHIPS

### BY SCHOOL » MEN'S TITLES

SPORT	ARIZ	ASU	CAL	COLO	ORE	OSU	STAN	UCLA	USC	UTAH	WASH	WSU
Baseball	4	10	23	0	12	13	16	8	37	0	14	22
Basketball	13	0	15	0	3	12	11	31	7	0	12	2
Cross Country	6	0	0	3	16	0	12	2	1	0	2	4
Football	1	3	14	0	10	5	14	17	38	0	15	4
Golf	3	12	2	0	3	0	8	5	20	0	6	0
Gymnastics*	0	1	13	0	4	0	2	9	1	0	3	0
Rowing	0	0	16	0	0	0	0	5	0	0	35	0
Soccer	0	0	3	0	0	0	1	8	0	0	2	0
Swimming	0	0	5	0	4	2	51	2	24	0	20	1
Tennis	0	0	6	0	0	0	22	37	33	0	41	0
Track & Field	0	1	3	0	17	1	5	18	41	0	9	5
Water Polo*	0	0	13	0	0	0	11	11	4	0	0	0
Wrestling	0	16	0	0	3	21	0	1	0	0	3	1
<b>TOTALS</b>	<b>27</b>	<b>43</b>	<b>113</b>	<b>3</b>	<b>72</b>	<b>54</b>	<b>153</b>	<b>154</b>	<b>206</b>	<b>0</b>	<b>162</b>	<b>39</b>

\* Pac-10 Championship until 1992, when the Mountain Pacific Sports Federation was founded.

Others: Baseball (Portland State 1), Basketball (Idaho 2), Cross Country (Idaho 1), Wrestling (Boise State 6, Cal State Bakersfield 1)

^ Two titles later vacated due to NCAA penalty



The Pac-12 hosts championships in 17 sports throughout the school year, including basketball, cross country, golf, rowing, swimming & diving, tennis and track & field for both men's and women's. The Conference also hosts championships in football, women's gymnastics and wrestling.

### TOTAL PAC-12 CHAMPIONSHIPS MEN'S & WOMEN'S

Stanford	268
UCLA	222
USC	222^
Washington	199
California	136
Oregon	92
Oregon State	61
Arizona State	57
Arizona	51
Washington State	41^
Colorado	4
Utah	1

Note: Championships includes ties. Championships also includes titles won where sports were split into Northern and Southern Division.

^ Two titles later vacated due to NCAA penalty

### BY SCHOOL » WOMEN'S TITLES

SPORT	ARIZ	ASU	CAL	COLO	ORE	OSU	STAN	UCLA	USC	UTAH	WASH	WSU
Basketball	1	1	1	0	2	0	23	1	2	0	3	0
Cross Country	1	0	0	1	8	0	15	0	0	0	3	0
Golf	7	8	2	0	0	0	2	5	4	0	0	0
Gymnastics	0	0	0	0	0	6	5	16	0	1	0	0
Rowing	0	0	10	0	0	0	0	2	1	0	14	0
Soccer	0	0	1	0	0	0	10	10	1	0	1	0
Softball	10	2	3	0	2	1	1	9	0	0	3	0
Swimming	4	0	3	0	0	0	19	2	0	0	0	0
Tennis	0	0	2	0	0	0	24	1	3	0	9	2
Track & Field	0	3	0	0	8	0	1	15	1	0	0	0
Volleyball	1	0	1	0	0	0	15	7	4	0	4	0
<b>TOTALS</b>	<b>24</b>	<b>14</b>	<b>23</b>	<b>1</b>	<b>20</b>	<b>7</b>	<b>115</b>	<b>68</b>	<b>16</b>	<b>1</b>	<b>37</b>	<b>2</b>



ARIZONA won its first-ever Pac-12 Championship in women's cross country in 2013.



STANFORD captured its first Pac-12 Championship crown in 20 years in 2014.



ALL-TIME PAC-12 CHAMPIONSHIPS BY SPORT » MEN'S SPORTS

<b>BASEBALL</b>				
1916 — California	1958 — USC	2005 — Oregon State	1972-73 — UCLA	1994 — Washington
1917 — California	1959 — USC	2006 — Oregon State	1973-74 — UCLA	1995 — Oregon
1918 — Oregon	1960 — California (So.)	2007 — Arizona State	1974-75 — UCLA	1996 — Stanford
1919 — Washington	USC (So.)	2008 — Arizona State	1975-76 — UCLA	1997 — Stanford
1920 — California	Washington State (No.)	2009 — Arizona State	1976-77 — UCLA	1998 — Stanford
1921 — California	1961 — USC (So.)	2010 — Arizona State	1977-78 — UCLA	1999 — Arizona
1922 — Washington	Washington State (No.)	2011 — UCLA	1978-79 — UCLA	2000 — Stanford
1923 — California (So.)	1962 — USC (So.)	2012 — Arizona	1979-80 — Oregon State	2001 — Stanford
Washington (No.)	Oregon State (No.)	UCLA	1980-81 — Oregon State	2002 — Stanford
1924 — California	1963 — USC (So.)	2013 — Oregon State	1981-82 — Oregon State	2003 — Stanford
USC	Oregon State (No.)	2014 — Oregon State	1982-83 — UCLA	2004 — Stanford
Stanford	1964 — USC (So.)		1983-84 — Oregon State	2005 — Stanford
1925 — Stanford (So.)	Oregon (No.)	<b>BASKETBALL</b>	Washington	2006 — Oregon
Washington (No.)	1965 — USC (So.)	1915-16 — Oregon State	1984-85 — USC	2007 — Oregon
1926 — California (So.)	Washington State (No.)	California	Washington	2008 — Oregon
Washington (No.)	1966 — Stanford (So.)	1916-17 — Washington State	1985-86 — Arizona	2009 — Stanford
1927 — USC (So.)	California (So.)	1918-19 — Oregon	1986-87 — UCLA	2010 — Stanford
Stanford (So.)	Washington State (No.)	1919-20 — Stanford	1987-88 — Arizona	2011 — Colorado
California (So.)	1967 — Stanford	1920-21 — Stanford	1988-89 — Arizona	2012 — Colorado
Washington State (No.)	1968 — USC	California	1989-90 — Arizona	2013 — Colorado
1928 — California (So.)	1969 — UCLA	1921-22 — Idaho	Oregon State	
Oregon (No.)	1970 — USC	1922-23 — Idaho	1990-91 — Arizona	<b>FOOTBALL</b>
Washington State (No.)	1971 — USC	1923-24 — California	1991-92 — UCLA	1916 — Washington
1929 — California (So.)	1972 — USC	1924-25 — California	1992-93 — Arizona	1917 — Washington State
Washington (No.)	1973 — USC	1925-26 — California	1993-94 — Arizona	1918 — California
1930 — USC (So.)	1974 — USC	1926-27 — California	1994-95 — UCLA	1919 — Washington
Washington (No.)	1975 — USC	1927-28 — USC	1995-96 — UCLA	Oregon
1931 — Stanford (So.)	1976 — UCLA (So.)	1928-29 — California	1996-97 — UCLA	1920 — California
USC (So.)	Washington State (No.)	1929-30 — USC	1997-98 — Arizona	1921 — California
Washington (No.)	1977 — USC	1930-31 — Washington	1998-99 — Stanford	1922 — California
1932 — California (So.)	1978 — USC	1931-32 — California	1999-00 — Arizona	1923 — California
Washington (No.)	1979 — UCLA	1932-33 — Oregon State	Stanford	1924 — Stanford
1933 — California (So.)	1980 — Arizona	1933-34 — Washington	2000-01 — Stanford	1925 — Washington
Washington State (No.)	California	1934-35 — USC	2001-02 — Arizona	1926 — Stanford
1934 — California (So.)	1981 — Arizona State	1935-36 — Stanford	2002-03 — Arizona	1927 — USC
Oregon (No.)	1982 — Arizona State	1936-37 — Stanford	2003-04 — Stanford	Stanford
1935 — California (So.)	1983 — Oregon State (No.)	1937-38 — Stanford	2004-05 — Washington	1928 — USC
USC (So.)	Stanford (So.)	1938-39 — Oregon	2005-06 — UCLA	1929 — USC
Oregon (No.)	1984 — Arizona State (So.)	1939-40 — USC	2006-07 — UCLA	1930 — Washington State
1936 — USC (So.)	Washington State (No.)	1940-41 — Washington State	2007-08 — UCLA	1931 — USC
Washington State (No.)	Portland State (No.)	1941-42 — Stanford	2008-09 — Washington	1932 — USC
1937 — USC (So.)	1985 — Stanford (So.)	1942-43 — Washington	2009-10 — California	1933 — Oregon
Oregon (No.)	Washington State (No.)	1943-44 — Washington	2010-11 — Arizona	Stanford
1938 — California (So.)	1986 — UCLA (So.)	California	2011-12 — Washington	1934 — Stanford
Oregon State (No.)	Oregon State (No.)	1944-45 — Oregon	2012-13 — UCLA	1935 — California
Washington State (No.)	1987 — Stanford (So.)	UCLA	2013-14 — Arizona	Stanford
1939 — USC (So.)	Washington State (No.)	1945-46 — California	<b>CROSS COUNTRY</b>	UCLA
Oregon (No.)	1988 — Arizona State (So.)	1946-47 — Oregon State	1957 — Idaho	1936 — Washington
1940 — California (So.)	Washington State (No.)	1947-48 — Washington	1958 — USC	1937 — California
Oregon State (No.)	1989 — Arizona (So.)	1948-49 — Oregon State	1969 — Oregon	1938 — California
1941 — USC (So.)	Washington State (No.)	1949-50 — UCLA	1970 — Oregon	USC
Oregon (No.)	1990 — Stanford (So.)	1950-51 — Washington	1971 — Washington State	1939 — USC
1942 — USC (So.)	Washington State (No.)	1951-52 — UCLA	1972 — Washington State	1940 — Stanford
Oregon (No.)	1991 — USC (So.)	1952-53 — Washington	1973 — Oregon	1941 — Oregon State
1943 — California (So.)	Washington State (No.)	1953-54 — USC	1974 — Washington State	1942 — UCLA
Oregon (No.)	1992 — Arizona (So.)	1954-55 — Oregon State	1975 — Washington State	1943 — USC
Oregon State (No.)	Washington (No.)	1955-56 — UCLA	1976 — Oregon	1944 — USC
1944 — UCLA (So.)	1993 — Arizona State (So.)	1956-57 — California	1977 — Oregon	1945 — USC
Washington State (No.)	Washington (No.)	1957-58 — Oregon State	1978 — Oregon	1946 — UCLA
1945 — California (So.)	1994 — Stanford (So.)	California	1979 — Oregon	1947 — USC
Washington State (No.)	Oregon State (No.)	1958-59 — California	1980 — Oregon	1948 — Oregon
1946 — USC (So.)	1995 — USC (So.)	1959-60 — California	1981 — UCLA	California
Oregon (No.)	Washington State (No.)	1960-61 — USC	1982 — Oregon	1949 — California
1947 — California	1996 — USC (So.)	1961-62 — UCLA	1983 — Arizona	1950 — California
1948 — USC	Washington (No.)	1962-63 — Stanford	1984 — Arizona	1951 — Stanford
1949 — USC	1997 — Washington	UCLA	1985 — Stanford	1952 — USC
1950 — Washington State	1998 — Washington	1963-64 — UCLA	1986 — Arizona	1953 — UCLA
1951 — USC	1999 — Stanford	1964-65 — UCLA	1987 — Arizona	1954 — UCLA
1952 — Oregon State	2000 — Arizona State	1965-66 — Oregon State	1988 — Oregon	1955 — UCLA
1953 — Stanford	Stanford	1966-67 — UCLA	1989 — Oregon	1956 — Oregon State
1954 — Oregon	UCLA	1967-68 — UCLA	1990 — Oregon	1957 — Oregon State
1955 — USC	2001 — USC	1968-69 — UCLA	1991 — Arizona	Oregon
1956 — Washington State	2002 — USC	1969-70 — UCLA	1992 — Oregon	1958 — California
1957 — California	2003 — Stanford	1970-71 — UCLA	1993 — Washington	
	2004 — Stanford	1971-72 — UCLA		



ALL-TIME PAC-12 CHAMPIONSHIPS BY SPORT » MEN'S SPORTS

<b>TENNIS</b>		<b>TRACK &amp; FIELD</b>		<b>WRESTLING</b>
1928 — Stanford	Washington (No.)	1919 — California	1989 — UCLA	1963 — Washington State
1929 — Stanford	1977 — UCLA (So.)	1920 — California	1990 — Oregon	1964 — UCLA
1930 — California	Washington (No.)	1921 — Washington	1991 — Washington State	1965 — Oregon State
1931 — Stanford	1978 — Stanford (So.)	1922 — Washington	1992 — UCLA	1966 — Oregon State
1932 — UCLA	Washington (No.)	1923 — California	1993 — UCLA	1967 — Oregon State
1933 — California	1979 — Stanford (So.)	1924 — Oregon	1994 — UCLA	1968 — Oregon State
Stanford	Washington (No.)	1925 — Stanford	1995 — UCLA	1969 — Oregon State
1934 — USC	1980 — Stanford (So.)	1926 — Stanford	1996 — UCLA	1970 — Oregon State
1935 — Stanford	USC (So.)	1927 — Stanford	1997 — USC	1971 — Washington
1936 — USC	Washington (No.)	1928 — Washington	1998 — UCLA	1972 — Washington
1937 — California	1981 — UCLA (So.)	1929 — USC	1999 — USC	Oregon State
1938 — USC (So.)	Washington (No.)	1930 — USC (So.)	2000 — USC	1973 — Oregon State
Washington (No.)	1982 — UCLA (So.)	Washington (No.)	2001 — Stanford	1974 — Washington
1939 — California (So.)	Washington (No.)	1931 — USC (So.)	2002 — Stanford	1975 — Oregon
Washington (No.)	1983 — Stanford (So.)	Washington (No.)	2003 — Oregon	1976 — Oregon State
1940 — USC (So.)	Washington (No.)	1932 — USC (So.)	2004 — UCLA	1977 — Oregon State
Washington (No.)	1984 — USC (So.)	Washington (No.)	2005 — Oregon	1978 — Oregon State
1941 — USC (So.)	Washington (No.)	1933 — Washington State	2006 — USC	1979 — Oregon State
Washington (No.)	1985 — UCLA (So.)	1934 — Oregon	2007 — Oregon	1980 — Arizona State
1942 — Stanford (So.)	Washington (No.)	1935 — USC (So.)	2008 — Oregon	1981 — Oregon
Washington (No.)	1986 — UCLA (So.)	Washington (No.)	2009 — Oregon	1982 — Oregon
1943 — USC (So.)	Washington (No.)	1936 — USC	2010 — Oregon	1983 — Oregon State
Washington (No.)	1987 — USC (So.)	1937 — USC	2011 — Oregon	1984 — Oregon State
1944 — USC	Washington (No.)	1938 — USC	2012 — Oregon	1985 — Arizona State
1945 — UCLA	1988 — Stanford (So.)	1939 — USC	2013 — Oregon	1986 — Arizona State
1946 — USC (So.)	Washington (No.)	1940 — USC	2014 — Oregon	1987 — Arizona State
Washington (No.)	1989 — UCLA (So.)	1941 — USC		1988 — Arizona State
1947 — UCLA (So.)	Washington (No.)	1942 — USC	<b>WATER POLO</b>	1989 — Arizona State
USC (So.)	1990 — UCLA (So.)	1943 — Washington	1960 — California	1990 — Arizona State
Washington (No.)	Washington (No.)	1944 — USC	1961 — California	1991 — Arizona State
1948 — UCLA (So.)	1991 — USC (So.)	1945 — USC	USC	1992 — Oregon State
USC (So.)	Washington (No.)	1946 — Oregon State	1962 — USC	1993 — Arizona State
Washington (No.)	1992 — USC (So.)	1947 — Washington	1963 — USC	1994 — Oregon State
1949 — UCLA (So.)	Washington (No.)	1948 — USC	1964 — USC	1995 — Arizona State
USC (So.)	1993 — USC (So.)	1949 — USC	UCLA	1996 — Cal State Bakersfield
Washington (No.)	Washington (No.)	1950 — USC	Stanford	1997 — Arizona State
1950 — USC (So.)	1994 — USC (So.)	1951 — USC	1965 — UCLA	1998 — Arizona State
Washington (No.)	Washington (No.)	1952 — USC	1966 — UCLA	1999 — Boise State
1951 — UCLA (So.)	1995 — Stanford (So.)	1953 — USC	1967 — UCLA	2000 — Boise State
Washington (No.)	Washington (No.)	1954 — USC	1968 — UCLA	2001 — Arizona State
1952 — California (So.)	1996 — UCLA (So.)	1955 — USC	1969 — UCLA	2002 — Boise State
UCLA (So.)	Washington (No.)	1956 — UCLA	1970 — UCLA	2003 — Arizona State
Washington (No.)	1997 — Stanford (So.)	1957 — USC	1971 — UCLA	2004 — Boise State
1953 — California (So.)	Washington (No.)	1958 — USC	1972 — UCLA	2005 — Arizona State
Washington (No.)	1998 — Stanford	1959 — USC	1973 — California	2006 — Arizona State
1954 — UCLA (So.)	1999 — Stanford	1960 — USC	1974 — UCLA	2007 — Oregon State
Washington (No.)	UCLA	1961 — USC	1975 — California	2008 — Boise State
1955 — USC (So.)	2000 — Stanford	1962 — USC	UCLA	2009 — Boise State
Washington (No.)	2001 — Stanford	1963 — USC	Stanford	2010 — Oregon State
1956 — UCLA (So.)	2002 — UCLA	1964 — USC	1976 — Stanford	2011 — Boise State
Washington (No.)	2003 — Stanford	1965 — Oregon	1977 — Stanford	2012 — Oregon State
1957 — UCLA (So.)	2004 — UCLA	1966 — UCLA	1978 — Stanford	2013 — Oregon State
USC (So.)	USC	1967 — Oregon	1979 — California	2014 — Oregon State
Washington (No.)	2005 — UCLA	1968 — USC	1980 — Stanford	
1958 — UCLA	Washington	1969 — UCLA	California	
1959 — UCLA	2006 — Stanford	1970 — UCLA	1981 — Stanford	
1960 — UCLA	UCLA	1971 — UCLA	1982 — Stanford	
1961 — UCLA	2007 — UCLA	1972 — USC	1983 — California	
1962 — USC	2008 — USC	1973 — UCLA	1984 — Stanford	
1963 — USC	2009 — UCLA	1974 — USC	1985 — Stanford	
1964 — USC	2010 — Stanford	1975 — USC	1986 — Stanford	
1965 — UCLA	USC	1976 — USC	1987 — California	
1966 — USC	2011 — USC	1977 — USC	1988 — California	
1967 — USC	2012 — USC	1978 — USC	1989 — California	
1968 — USC	2013 — UCLA	1979 — Oregon	1990 — California	
1969 — UCLA	2014 — USC	1980 — UCLA	1991 — California	
1970 — UCLA		1981 — Arizona State	1992 — California	
1971 — UCLA		1982 — UCLA		
1972 — Stanford		1983 — Washington State		
1973 — UCLA		1984 — Washington State		
1974 — Stanford		1985 — Washington State		
1975 — UCLA		1986 — Oregon		
1976 — UCLA (So.)		1987 — UCLA		
		1988 — UCLA		

## ALL-TIME PAC-12 CHAMPIONSHIPS BY SPORT » WOMEN'S SPORTS

<b>BASKETBALL</b>	<b>GOLF</b>		<b>SWIMMING</b>	<b>TRACK &amp; FIELD</b>
1986-87 — USC	1987 — Arizona State	2001 — Washington	1987 — Stanford	1987 — UCLA
1987-88 — Washington	1988 — Arizona State	2002 — Washington	1988 — Stanford	1988 — UCLA
1988-89 — Stanford	1989 — USC	2003 — Washington	1989 — Stanford	1989 — UCLA
1989-90 — Stanford	1990 — UCLA	2004 — California	1990 — Stanford	1990 — UCLA
Washington	1991 — UCLA	2005 — California	1991 — Stanford	1991 — Oregon
1990-91 — Stanford	1992 — Arizona	2006 — California	1992 — Stanford	1992 — Oregon
1991-92 — Stanford	1993 — Arizona State	2007 — USC	1993 — Stanford	1993 — UCLA
1992-93 — Stanford	1994 — Arizona State	2008 — California	1994 — Stanford	1994 — UCLA
1993-94 — USC	1995 — Arizona State	2009 — California	1995 — Stanford	1995 — UCLA
1994-95 — Stanford	1996 — Arizona State	2010 — California	1996 — Stanford	1996 — USC
1995-96 — Stanford	1997 — Arizona	2011 — California	1997 — Stanford	1997 — UCLA
1996-97 — Stanford	1998 — Arizona	2012 — California	1998 — Stanford	1998 — UCLA
1997-98 — Stanford	1999 — Stanford	2013 — California	1999 — Stanford	1999 — UCLA
1998-99 — UCLA	2000 — Arizona	2014 — Stanford	2000 — Arizona	2000 — UCLA
Oregon	2001 — Arizona		2001 — UCLA	2001 — UCLA
1999-00 — Oregon	2002 — Arizona	<b>SOCCER</b>	2002 — Stanford	2002 — UCLA
2000-01 — Arizona State	2003 — California	1993 — Stanford	2003 — UCLA	2003 — UCLA
Stanford	2004 — UCLA	1994 — None	2004 — Stanford	2004 — UCLA
Washington	2005 — UCLA	1995 — Stanford	2005 — Stanford	2005 — Stanford
2001-02 — Stanford	2006 — UCLA	1996 — Stanford	2006 — Arizona	2006 — Arizona State
2002-03 — Stanford	2007 — Arizona State	1997 — UCLA	2007 — Arizona	2007 — Arizona State
2003-04 — Arizona	2008 — USC	1998 — UCLA	2008 — Arizona	2008 — Arizona State
Stanford	2009 — Arizona State	USC	2009 — California	2009 — Oregon
2004-05 — Stanford	2010 — Arizona	California	2010 — Stanford	2010 — Oregon
2005-06 — Stanford	2011 — USC	1999 — Stanford	2011 — Stanford	2011 — Oregon
2006-07 — Stanford	2012 — California	2000 — Washington	2012 — California	2012 — Oregon
2007-08 — Stanford	2013 — USC	2001 — UCLA	2013 — Stanford	2013 — Oregon
2008-09 — Stanford	2014 — Stanford	2002 — Stanford	2014 — Stanford	2014 — Oregon
2009-10 — Stanford		2003 — UCLA		
2010-11 — Stanford	<b>GYMNASTICS</b>	2004 — UCLA		
2011-12 — Stanford	1987 — UCLA	2005 — UCLA	<b>TENNIS</b>	<b>VOLLEYBALL</b>
2012-13 — California	1988 — UCLA	2006 — UCLA	1987 — California (So.)	1986 — UCLA
Stanford	1989 — UCLA	2007 — UCLA	Washington (No.)	1987 — Stanford
2013-14 — Stanford	1990 — UCLA	2008 — UCLA	1988 — Stanford (So.)	1988 — UCLA
	1991 — Oregon State	2009 — Stanford	Washington (No.)	1989 — UCLA
	1992 — Oregon State	2010 — Stanford	1989 — Stanford (So.)	1990 — UCLA
	1993 — UCLA	2011 — Stanford	Washington (No.)	1991 — Stanford
<b>CROSS COUNTRY</b>	1994 — Oregon State	2012 — Stanford	1990 — Stanford (So.)	1992 — UCLA
1986 — Oregon	1995 — UCLA	2013 — UCLA	Washington (No.)	1993 — UCLA
1987 — Oregon	1996 — Oregon State		1991 — Stanford (So.)	1994 — Stanford
1988 — Oregon	1997 — UCLA	<b>SOFTBALL</b>	Washington (No.)	1995 — Stanford
1989 — Washington	1998 — Stanford	1987 — California	1992 — Stanford (So.)	1996 — Stanford
1990 — Oregon	1999 — UCLA	1988 — UCLA	Washington (No.)	1997 — Stanford
1991 — Oregon	2000 — UCLA	1989 — UCLA	1993 — Stanford (So.)	1998 — Stanford
1992 — Oregon	2001 — Stanford	1990 — UCLA	Washington (No.)	1999 — Stanford
1993 — Stanford	2002 — UCLA	1991 — UCLA	1994 — Stanford (So.)	UCLA
1994 — Stanford	2003 — UCLA	1992 — Arizona	Washington (No.)	2000 — Arizona
1995 — Oregon	2004 — Stanford	1993 — UCLA	1995 — Stanford (So.)	USC
1996 — Stanford	2005 — UCLA	1994 — Arizona	Washington State (No.)	2001 — Stanford
1997 — Stanford	2006 — Stanford	1995 — Arizona	1996 — Stanford (So.)	2002 — USC
1998 — Stanford	2007 — UCLA	1996 — Washington	Washington State (No.)	2003 — USC
1999 — Stanford	2008 — Stanford	1997 — Arizona	1997 — Stanford (So.)	2004 — Washington
2000 — Stanford	2009 — UCLA	1998 — Arizona	Washington (No.)	2005 — Washington
2001 — Stanford	2010 — UCLA	1999 — UCLA	1998 — Stanford	2006 — Stanford
2002 — Stanford	2011 — Oregon State	2000 — Washington	1999 — Stanford	2007 — Stanford
2003 — Stanford	2012 — UCLA	2001 — Arizona	2000 — Stanford	2008 — Stanford
2004 — Stanford	2013 — Oregon State	2002 — UCLA	2001 — Stanford	2009 — Stanford
2005 — Stanford	2014 — Utah	2003 — Arizona	2002 — Stanford	2010 — California
2006 — Stanford		2004 — Arizona	2003 — Stanford	Stanford
2007 — Stanford	<b>ROWING</b>	2005 — Arizona	2004 — Stanford	2011 — USC
2008 — Washington	1987 — Washington	California	2005 — Stanford	2012 — Stanford
2009 — Washington	1988 — Washington	Oregon State	2006 — Stanford	2013 — Washington
2010 — Stanford	1989 — Washington	Stanford	2007 — Stanford	
2011 — Colorado	1990 — UCLA	2006 — UCLA	2008 — Stanford	
2012 — Oregon	1991 — UCLA	2007 — Arizona	UCLA	
2013 — Arizona	1992 — Washington	2008 — Arizona State	2009 — USC	
	1993 — Washington	2009 — UCLA	2010 — Stanford	
	1994 — California	2010 — Washington	2011 — Stanford	
	1995 — Washington	2011 — Arizona State	2012 — Stanford	
	1996 — Washington	2012 — California	USC	
	1997 — Washington	2013 — Oregon	2013 — USC	
	1998 — Washington	2014 — Oregon	2014 — California	
	1999 — Washington			
	2000 — Washington			

**PAC-12 PRESS ROW NUMBERS**

Arizona .....	520-621-5291
Arizona State .....	480-965-7274
California .....	510-642-3098
Colorado .....	303-492-1552 or 4380
Oregon .....	541-346-4496 or 4497
Oregon State .....	541-737-3020
Stanford .....	650-723-4418
UCLA .....	310-825-1899
USC .....	213-740-3900
Utah .....	801-581-3510
Washington .....	206-543-2230 or 2231
Washington State .....	509-335-2684

**PAC-12 SPORTS INFORMATION OFFICES**

Arizona .....	520-621-4163
Arizona State .....	480-965-6592
California .....	510-642-5363
Colorado .....	303-492-5626
Oregon .....	541-346-5488
Oregon State .....	541-737-3720
Stanford .....	650-723-4418
UCLA .....	310-206-6831
USC .....	213-740-8480
Utah .....	801-581-3510
Washington .....	206-543-2230
Washington State .....	509-335-2684

**» PAC-12 COMMUNICATIONS**

Welcome to the 2014-15 men's college basketball season. This media guide was intended to assist in the media's coverage of Pac-12 men's basketball. Those needing additional information should contact Vice President for communications Dave Hirsch (dhirsch@pac-12.org) or Communications Fellow Kyra Geithman (kgeithman@pac-12.org) the Pac-12 Office at (415) 580-4200.

**» INTERNET SERVICES**

The official Pac-12 Conference website can be accessed by visiting [www.pac-12.com](http://www.pac-12.com). Statistical information, standings and news releases for all men's and women's sports are updated frequently. News releases for each sport are provided in PDF format and viewable HTML pages. Media guides, archived press releases and record books, as well as selected video can also be found on the Official Pac-12 website.

The Pac-12 can also be found on social networking sites Facebook and Twitter for instant updates. To "like" the Pac-12, visit [www.facebook.com/Pac-12Conference](http://www.facebook.com/Pac-12Conference). To follow the Pac-12, visit [www.twitter.com/Pac12](http://www.twitter.com/Pac12). A personal account is necessary to receive automatic updates on both sites. Both pages are public can be viewed without personal accounts.

**» EMAIL LIST-SERVE**

Media members may request to receive Pac-12 News, Press Releases and Weekly Releases via email. Media should send an email to dhirsch@pac-12.org or kgeithman@pac-12.org with the subject "Media News" requesting to be added to the media distribution list.

**» WEEKLY RELEASES**

Pac-12 Weekly Releases will be available at the Conference's official website at [www.pac-12.com](http://www.pac-12.com) every Monday afternoon starting Nov. 11 and continuing through to the end of the season. Weekly releases include the Pac-12 Players of the Week, updated Conference statistics, the latest polls and conference and team notes. Updated stats will be available on [www.pac-12.com](http://www.pac-12.com) following each night of competition.

**» PLAYERS OF THE WEEK**

A Pac-12 Player of the Week is selected throughout the regular season from nominations submitted by each school's media relations office. Player of the Week winners are selected by a vote of the media. Winners of the weekly honor are announced on Monday mornings via news release and also posted on the Pac-12 website, on the Pac-12 Facebook fan page and via the Pac-12 Twitter feed.

**» PAC-12 CHAMPION**

All 12 Pac-12 institutions participate in the Pac-12 Tournament at MGM Grand Garden Arena in Las Vegas, Nev., with the winner receiving the Conference's automatic bid to the 2015 NCAA Division I Women's Basketball Championship. The team that finishes the season atop the Pac-12 standings, based on a 18-game league schedule, is crowned the Conference Champion. The bracket of the Pac-12 men's tournament will be seeded according to the final standings with the regular-season champion earning the top seed.

**» PAC-12 AWARDS & HONORS**

The Pac-12 names an All-Pac-12 team, a five-player All-Freshman team, a five-player All-Defensive team, Player of the Year, Freshman of the Year, Defensive Player of the Year, Most Improved Player of the Year, and Coach of the Year. The award winners are nominated and voted upon by the Pac-12 head coaches. The honorees will be announced during the week of the Conference Tournament. Academic All-Pac-12 teams and the Scholar-Athlete of the Year are also named for men's basketball.

**» PAC-12 TOURNAMENT MEDIA INFORMATION**

The 2015 Pac-12 Men's Basketball Tournament will be played March 11-14, 2015 at MGM Grand Garden Arena in Las Vegas, Nev. Media credential applications for the Pac-12 Tournament will be made available online in January 2015. Credential applications will not be mailed out in advance. For further information concerning media coverage of the 2015 Pac-12 Tournament, please contact the Pac-12 Communications Office. A credential application website will provide complete details on covering the event.

**PAC-12 COMMUNICATIONS**

360 3rd Street, 3rd Floor  
 San Francisco, CA 94107  
 Office: (415) 580-4200 // Fax: (415) 549-2829  
[www.pac-12.com](http://www.pac-12.com)

Danette Leighton, Chief Marketing Officer  
[dleighton@pac-12.org](mailto:dleighton@pac-12.org)

Erik Hardenberg, Vice President, Public Affairs  
[ehardenberg@pac-12.org](mailto:ehardenberg@pac-12.org)

Dave Hirsch, Vice President, Communications (men's basketball contact)  
[dhirsch@pac-12.org](mailto:dhirsch@pac-12.org)

Kyra Geithman, Communications Fellow (assistant men's basketball contact)  
[kgeithman@pac-12.org](mailto:kgeithman@pac-12.org)

Natalia Ciccone, Assistant Commissioner, Comm.  
[nciccone@pac-12.org](mailto:nciccone@pac-12.org)

Jon Olivero, Communications Fellow  
[jolivero@pac-12.org](mailto:jolivero@pac-12.org)

Wendy Heredia, Administrative Assistant  
[wheredia@pac-12.org](mailto:wheredia@pac-12.org)

12 TEAMS. 11 GAMES. 4 DAYS.  
**1 CHAMPION.**  
1 LAST CHANCE AT THE DANCE.



**PAC -12 MEN'S BASKETBALL TOURNAMENT**

**MGM GRAND GARDEN ARENA**

**LAS VEGAS**

**MARCH 11-14, 2015**

**GET TIX AT PAC-12.COM**



**BASKETBALL  
TOURNAMENT**

**LAS VEGAS**

*presented by*

