



2013-14

PAC-12

MEN'S BASKETBALL MEDIA GUIDE



LARRY SCOTT
PAC-12 COMMISSIONER

WELCOME!

I want to welcome you to the Pac-12, a Conference steeped in tradition and focused on defining the future. Our vision is rooted in the West Coast, where a pioneering spirit and innovation have helped create some of the most significant advancements and leaders the world has ever known.

The Pac-12 is setting the standard in collegiate athletics. We continue to provide our athletic programs and student-athletes unprecedented coverage, thanks to our landmark media-rights deal with our television partners and Pac-12 Networks, the first-ever integrated media company owned by a college conference. In addition, the Conference is building best-in-class events for our student-athletes and fans, and driving positive change for our sports and athletics programs. Also with the Pac-12 China Initiative, we are proactively promoting the Conference and member institutions through innovative student-athlete exchanges and sport.

We have great pride and respect for our rich history of academic excellence and superior athletic achievement. It has literally defined us as the "Conference of Champions" with 459 NCAA titles at the end of 2013 academic year, by far won the most of any conference in the country. We will continue to uphold the traditions and embrace that broad-based commitment to success as we enter a new era in college athletics.

The institutions of the Pac-12 are centers of excellence that are fueled by an imperishable pursuit of research and discovery. The commitment to comprehensive excellence on our campuses has helped produce monumental breakthroughs in medicine, major developments in environmental sustainability and cutting edge technology that have had tremendous influence globally. The students and leaders who have helped shape the Conference for nearly a century continue to impact the world and inspire the next generation to even greater heights.

We have established a bold vision for the Pac-12 that will encourage more collaboration between all of our schools and will allow athletics to better serve as a bridge to the overall university mission.

We are very excited about what the future holds for the Pac-12 and are very much looking forward to another dynamic season of high-caliber competition.

Sincerely,

A handwritten signature in blue ink, appearing to read "Larry Scott". The signature is fluid and stylized, with a long horizontal stroke extending to the right.

Commissioner Larry Scott



ARIZONA

McKale Center
 1 National Championship Drive
 Tucson, AZ 85721
 www.arizonawildcats.com
 Head Coach: Sean Miller Office: (520) 621-4813
 Basketball SID: Cory Walton email: corywalton@email.arizona.edu
 Office/Cell:(520) 621-0916/(765) 337-2063
 Press Row: (520) 621-4334

ARIZONA STATE

Carson Student-Athlete Center
 500 East Veteran's Way
 Tempe, AZ 85287
 www.thesundevils.com
 Head Coach: Herb Sendek Office: (480) 965-3261
 Basketball SID: Doug Tammaro email: tammaro@asu.edu
 Office/Cell:(480) 965-5799/(480) 734-7795
 Press Row: (480) 965-7274/4778

CALIFORNIA

349 Haas Pavilion
 Berkeley, CA 94720
 www.calbears.com
 Head Coach: Mike Montgomery Office: (510) 642-0361
 Basketball SID: Doug Drabik email: ddrabik@berkeley.edu
 Office/Cell:(510) 642-3611/(510) 517-9059
 Press Row:(510) 642-3098/(303) 492-1552/4381

COLORADO

357 UCB
 Boulder, CO 80309
 www.cubuffs.com
 Head Coach: Tad Boyle Office: (303) 492-6877
 Basketball SID: Andrew Green email: andrew.green@colorado.edu
 Office/Cell:(303) 492-3812/(720) 470-9780
 Press Row: (303) 492-1552

OREGON

2727 Leo Harris Parkway
 Eugene, OR 97401
 www.goducks.com
 Head Coach: Dana Altman Office: (541) 346-4346
 Basketball SID: Greg Walker email: gswalker@uoregon.edu
 Office/Cell:(541) 346-5488/(541) 954-8775
 Press Row: (541) 346-4497

OREGON STATE

209 Gill Coliseum
 Corvallis, OR 97331
 www.osubeavers.com
 Head Coach: Craig Robinson Office: (541) 737-2076
 Basketball SID: Shawn Schoeffler email: shawn.schoeffler@oregonstate.edu
 Office/Cell:(541) 737-8898/(541) 231-1430
 Press Row: (541) 737-3020

STANFORD

Arrillaga Family Sports Center
 Stanford, CA 94305
 www.gostanford.com
 Head Coach: Johnny Dawkins Office: (650) 723-0562
 Basketball SID: Brian Rizzo email: brizzo@stanford.edu
 Office/Cell:(650) 723-4418/(650) 200-9513
 Press Row: (650) 200-9513 or 498-0368

UCLA

Morgan Center
 325 Westwood Plaza
 Los Angeles, CA 90024
 www.uclabruins.com
 Head Coach: Steve Alford Office: (310) 825-8699
 Basketball SID: Alex Timiraos email: atimiraos@athletics.ucla.edu
 Office/Cell:(310) 206-0524/(310) 847-9231
 Press Row: (310) 825-1899

USC

Heritage Hall 103
 Los Angeles, CA 90089-0602
 www.usctrojans.com
 Head Coach: Andy Enfield Office: (213) 740-3815
 Basketball SID: David Tuttle email: davidtut@usc.edu
 Office/Cell:(213) 740-8480/(213) 725-3102
 Press Row: (213) 740-3900

UTAH

1825 E. South Campus Drive
 Salt Lake City, UT 84112
 www.utahutes.com
 Head Coach: Larry Krystkowiak Office: (801) 581-5451
 Basketball SID: Mike DeVine email: mdevine@huntsman.utah.edu
 Office/Cell:(801) 581-8997/(801) 580-4502
 Press Row: (801) 581-6657

WASHINGTON

202 Graves Building
 Seattle, WA 98195
 www.gohuskies.com
 Head Coach: Lorenzo Romar Office: (206) 685-9104
 Basketball SID: Ashley Walker email: awalker1@uw.edu
 Office/Cell:(206) 543-2230/(206) 240-3899
 Press Row: (206) 543-2230

WASHINGTON STATE

Bohler Athletic Complex, Room 195
 Pullman, WA 99164-1610
 www.wsucougars.com
 Head Coach: Ken Bone Office: (509) 335-0240
 Basketball SID: Jessica Holmes email: jessica_schmick@wsu.edu
 Office/Cell:(509) 335-2684/(509) 781-0550
 Press Row: (509) 335-0270

PAC-12 CONFERENCE

1350 Treat Blvd., Suite 500, Walnut Creek, CA 94597
 Phone/Fax: (925) 932-4411/(925) 932-4601
 Website: www.pac-12.com

Communications Department

Danette Leighton, Chief Marketing Officer dleighton@pac-12.org
 Dave Hirsch, Vice President, Communications (men's basketball contact) dhirsch@pac-12.org/Cell: (415) 370-7112
 Erik Hardenbergh, Vice President, Public Affairs ehardenbergh@pac-12.org
 Natalia Ciccone, Assistant Commissioner, Communications nciccone@pac-12.org
 Kyra Geithman, Communications Fellow (men's basketball contact) kgeithman@pac-12.org/Cell: (720) 938-8924
 Sarah Jennings, Communications Fellow sjennings@pac-12.org
 Wendy Heredia, Marketing & Communications Senior Administrative Assistant wheredia@pac-12.org

PAC-12 CONFERENCE

1350 Treat Blvd., Suite 500

Walnut Creek, CA 94597

Office: (925) 932-4411 / Fax: (925) 932-4601

www.pac-12.com / @Pac12

Commissioner: Lawrence G. Scott
Deputy Commissioner/Chief Operating Officer: Kevin Weiberg
Chief Marketing Officer: Danette Leighton
Chief Financial Officer: Ron McQuate
General Counsel/Vice President of Business Affairs: Woodie Dixon
Senior Associate Commissioner/Senior Woman Administrator: Gloria Nevarez
Associate Commissioner, Compliance: Erik Price
Associate Commissioner, Governance & Enforcement: Ron Barker
Associate Commissioner, Governance & Legislation: Tammy Newman
Associate Commissioner, Sports Management: Chris Dawson
Associate Commissioner, Sports Management and Championships: Heather Perry
Associate Commissioner, Television: Duane Lindberg
Vice President, Communications: David Hirsch
Vice President, Marketing: Heather Vaughan
Vice President, Operations: Will Hunter
Vice President, Public Affairs: Erik Hardenbergh
Vice President, Ticket Sales: Rob Sine
Senior Director, Human Resources: Anna Roberts
Assistant Commissioner, Communications: Natalia Ciccone
Assistant Commissioner, Compliance: Chris Merino
Assistant Commissioner, Sports Management and Championships: Kris Berndt
Controller: Stephanie Cramner
Director, Business Operations: Taylor Lien
Director, Video Operations: Mike Ortiz
Senior Manager, International: Carrie Xu
Senior Manager, Ticket Sales: TBA
Executive Assistant to Commissioner: In Ja Holcomb
Assistant Director Business & Finance: Lina Diaz
Event Marketing Manager: Anna Karefa-Johnson
Interactive Marketing Manager: Amy Zirkle
Operations Manager: Ronny Bush
Sports Management Manager: Cheryl Wong
Video Operations Manager: Jamie Alfieri
Administrative Fellowship: Sean Harris
Communications Fellowship: Kyra Geithman, Sarah Jennings
Senior Administrative Assistant: Wendy Heredia
Administrative Assistants: Meghan Cesnik, Lytisha Santiago, Michelle Zumalt

MEN'S BASKETBALL ADMINISTRATION

Senior Associate Commissioner/Senior Woman Administrator/Men's Basketball: Gloria Nevarez
Coordinator of Men's Basketball Officiating: Bobby Dibler
Pac-12 Men's Basketball Tournament - Game Operations: Will Hunter
Pac-12 Men's Basketball Tournament - Media Operations: David Hirsch

CREDITS: The 2013-14 Pac-12 Conference Men's Basketball Media Guide has been produced by the Pac-12 Communications Department. Written by Dave Hirsch and Kyra Geithman. Layout by Natalia Ciccone. Contributions from Kristine Berndt, Wendy Heredia, Amy Zirkle and SID offices of Pac-12 institutions. Prepared entirely in-house with desktop publishing applications. Cover and template design by Amy Zirkle, Interactive Marketing Manager. Photos provided by Pac-12 institutions (contact institution for credit). This guide is available online at www.pac-12.com.

TABLE OF CONTENTS

PAC-12 CONFERENCE

Conference of Champions4-5

THE 2013-14 SEASON

Pac-12 Notebook7-10
 Pac-12 Composite Schedule11-13
 2014 NCAA Bracket/Schedule 13
 Pac-12 Basketball..... 14
 Team Previews.....15-39
 2014 NCAA Tournament Bracket40

2012-2013 IN REVIEW

Standings/Notes/Honors.....41-43
 Pac-12 Tournament Results44-45
 Overall/Conference Statistics46-53
 Postseason Results 54

2014 PAC-12 TOURNAMENT

Notes/Bracket.....55-57
 History/Records/Hall of Honor57-68

PAC-12 HISTORY & RECORDS

Yearly Standings.....69-78
 Team vs. Team Results.....79-93
 Final National Polls94-95
 Team vs. Team in Rankings.....96-97
 NCAA/NIT/CBI History.....98-108
 Yearly Team Leaders110-112
 Yearly Individual Leaders.....113-115
 Team/Individual Records.....116-117
 Career Leaders.....118-120
 Season/Game Bests121-123
 Coaching Records.....124-125
 Conference Honors126-138
 National Honors139-140
 NBA Draft History141-142
 Pac-12 Conference Staff143-148
 Pac-12 and NCAA Championships...149-156



J.T. Terrell, USC

BUILT ON A FIRM FOUNDATION of academic excellence and superior athletic performance, the Conference ushered in a new era on July 1, 2011, officially becoming the Pac-12 Conference with the additions of the University of Colorado and University of Utah.

Just 27 days after the Conference officially changed its name, Commissioner Larry Scott announced the creation of the Pac-12 Networks on July 27, 2011, solidifying a landmark television deal and putting the Conference on the forefront of collegiate athletics. The Networks, including one national network, six regional networks, and a robust digital network marked the first-ever integrated media company owned by a college conference. In addition, the “TV Everywhere” rights allow fans to access Pac-12 Networks outside the home on any digital device, including smartphones and tablet computers.

The Pac-12 launched its China Initiative in 2011 as a way to proactively promote the Conference and member institutions through student-athlete exchanges and sport. In its first two years, Pac-12 student-athletes have enjoyed unique cultural and athletic experiences in China, and the Conference has gained significant brand exposure for the future and set a foundation for growth.

On the field, the Pac-12 rises above the rest, upholding its tradition as the “Conference of Champions ®,” claiming an incredible 127 NCAA team titles since 1999-2000, including eight in 2012-13. That is an average of over nine championships per academic year. Even more impressive has been the breadth of the Pac-12’s success, with championships coming in 28 different men’s and women’s sports. The Pac-12 has led or tied the nation in NCAA Championships in 47 of the last 53 years. The only exceptions being in 1980-81, 1988-89, 1990-91 and 1995-96 when the Conference finished second, and only twice finished third (1998-99 and 2004-05).

For the eighth-consecutive year, the Pac-12 had the most NCAA titles or tied for the most of any conference in the country, winning at least six every year since 2000-01. No other conference has won double-digit NCAA crowns in a single year, the Pac-12 doing so six times, including a record 14 in 1996-97.

Spanning nearly a century of outstanding athletics achievements, the Pac-12 was the first conference to reach 400 championships in 2010-11. With the inclusion of Colorado and Utah, the Conference surpassed another major milestone, with league teams capturing 450 titles, outdistancing the next conference by nearly 200. In all, Conference teams have won 459 NCAA Championships (309 men’s, 150 women’s).

The Conference’s reputation is further proven in the annual Learfield Sports Directors’ Cup competition, the prestigious award that honors the best overall collegiate athletics programs in the country. STANFORD continued its remarkable run and won its unprecedented 19th-consecutive Directors’ Cup in 2012-13. Seven Pac-12 member institutions ranked among the top-25 Division I programs: No. 1 STANFORD, No. 3 UCLA, No. 14 USC, No. 15 OREGON, No. 17 CALIFORNIA, No. 18 ARIZONA STATE and No. 23 ARIZONA. It marks the third-straight year at least six member schools are in the top 25.

The Conference’s eight national titles came in the form of five women’s and three men’s crowns. Five different league schools claimed NCAA titles and, of the six NCAA institutions to have won multiples titles, two were from the Pac-12. No other conference in the country had more than one team win multiple NCAA titles.

USC was the only institution in the country to win three NCAA titles in 2012-13, claiming both the men’s and women’s water polo titles, as well as women’s golf. It was the fifth-straight men’s water polo win, while the women’s golf team dominated the field, winning with a NCAA-record 19-under. OREGON won a pair of NCAA titles, capturing its first women’s cross country crown since 1987 then stood atop the podium at the women’s indoor track & field championships for the fourth-consecutive year. STANFORD reclaimed the women’s tennis national championship, its first since 2010, while COLORADO won the skiing championship for the second time in three years. UCLA claimed its first-ever

baseball title, which was the program’s first in the sport and the institution’s nation-leading 109th NCAA title all-time.

In addition to the eight national championships, the Pac-12 also had runners-up in eight NCAA Championship events: women’s volleyball (OREGON), men’s water polo (UCLA), skiing (UTAH), men’s swimming (CALIFORNIA), women’s swimming (CALIFORNIA), women’s rowing (CALIFORNIA), men’s tennis (UCLA) and women’s water polo (STANFORD). Overall, the Conference had 33 teams finish in the top four at 25 NCAA Championship events.

Participation in the postseason was a common occurrence for the Pac-12 in 2012-13. Of the 22 sports sponsored by the Conference, 15 witnessed at least half its teams participating in NCAA or other postseason action. The men sent 59 of a possible 101 teams into the postseason (58.4 percent), while the women sent 70 of a possible 114 teams (61.4 percent).

The culmination of the 2012 Pac-12 football season included a pair of BCS bowl wins as Pac-12 champion STANFORD knocked off Wisconsin in the Rose Bowl and OREGON topped Kansas State in the Fiesta Bowl in a postseason that saw the Pac-12 send a record eight teams into bowl games. It was the third consecutive year that the Pac-12 had two teams participate in BCS bowls. Stanford, which claimed its first Pac-12 crown since 1999, posted its first Rose Bowl Game victory since 1972. Joining the Cardinal and Ducks on the bowl circuit were OREGON STATE (Valero Alamo Bowl), UCLA (Bridgepoint Education Holiday Bowl), USC (Hyundai Sun Bowl), WASHINGTON (MAACO Las Vegas Bowl), ARIZONA STATE (Kraft Fight Hunger Bowl) and ARIZONA (Gildan New Mexico Bowl). Oregon and Stanford finished among the top-10 in the final Associated Press poll, finishing second and seventh, respectively, while Oregon State ranked 20th.

In one of the closest league races in years, UCLA captured its 31st regular-season men’s basketball title, and first since the 2008 season. The one-game separation between the top four teams was the closest since 1985. After 11 years in Los Angeles, the Pac-12 moved its postseason basketball tournament to Las Vegas and the MGM Grand Garden Arena where the OREGON Ducks won their third Pac-12 Tournament title, and first since 2007. The Ducks were the fifth different team over the last six years to capture the league’s postseason crown. Joining Oregon in the NCAA Tournament were ARIZONA, CALIFORNIA, COLORADO, and UCLA. Arizona and Oregon advanced to the Sweet 16, marking the first time the league placed two teams in regional semifinals since 2008. Also representing the Pac-12 in the postseason were NIT participants ARIZONA STATE, STANFORD and WASHINGTON.

On the women’s side, Pac-12 teams saw tremendous success with four teams earning NCAA Tournament bids and two more playing in the WNIT. CALIFORNIA, who earned a share of the Pac-12 regular-season title, the program’s first, advanced to its first-ever NCAA Women’s Final Four. It was the sixth-straight year a Pac-12 team had advanced to the national semifinals. STANFORD shared the regular-season crown and went on to claim the Pac-12 Tournament title at KeyArena in Seattle. Joining Cal and Stanford in the NCAA Tournament were COLORADO, its first appearance in the Big Dance since 2004, and UCLA. In the WNIT, UTAH lost by just three points in the title game.

The Conference has dominated the volleyball field, winning a record 14 NCAA titles in the sport since 1982. This past year was no different with seven teams earning NCAA Tournament bids, the 13th-consecutive year the Conference has sent at least six teams to the postseason event. OREGON represented the Pac-12 in the national championship match, making it the third-straight year a Conference team has played for the NCAA title. STANFORD won its sixth Conference title in seven years.

UCLA won the Conference’s 28th all-time NCAA baseball championship. The Pac-12’s 28 titles in the sport are, by far, the most for any conference, with the SEC coming in second with 10. Four Pac-12 teams in total received NCAA Tournament bids, with OREGON and ARIZONA STATE joining the Bruins in the postseason, as did OREGON STATE, who advanced to Omaha, Neb., to play in

the College World Series.

Without question, the Conference has dominated the softball field, winning 23 national championships in the sport since 1982, most recently capturing six in a row from 2006-11. Eight Pac-12 teams earned NCAA Tournament bids in 2013. It was the second year in a row for the Conference to have eight teams participate in the postseason. ARIZONA STATE and WASHINGTON both punched their tickets to the NCAA Women's College World Series, the 27th consecutive year the Conference has sent two teams to the WCWS.

Pac-12 members have won 309 NCAA team championships on the men's side, 88 more than the next closest conference. Men's NCAA crowns have come at a phenomenal rate for the Pac-12 - 16 basketball titles by six schools (more than any other conference), 53 tennis titles, 45 outdoor track & field crowns, and 28 baseball titles. Pac-12 members have won 25 of 44 NCAA titles in volleyball, 39 of 43 in water polo, 28 in skiing, and 23 in swimming & diving national championships.

Individually, the Conference has produced an impressive number of NCAA individual champions. Over 2,000 (2,123) individual crowns have been won by Pac-12 student-athletes over the years with 1,459 by male student-athletes.

On the women's side, the story is much the same. Since the NCAA began conducting women's championships 32 years ago, Pac-12 members have claimed at least four national titles in a single season on 23 occasions, including 13-consecutive years from 2000-2013. Overall, the Pac-12 has captured 150 NCAA women's titles, easily outdistancing the SEC, which is second, with 90. Pac-12 members have dominated a number of sports, winning 23 softball titles, 20 tennis crowns, 14 volleyball titles, 15 of the last 24 trophies in golf, and 13 in swimming & diving.

Pac-12 women student-athletes shine nationally on an individual basis, as well, having captured an unmatched 664 NCAA individual crowns, an average of nearly 21 championships per season.



Oregon Ducks - 2013 Pac-12 Tournament Champions

PAC-12 CONFERENCE HISTORY

The roots of the Pac-12 Conference date back 98 years to December 2, 1915, when the Pacific Coast Conference (PCC) was founded at a meeting at the Oregon Hotel in Portland, Ore. The original membership consisted of four schools - the University of California at Berkeley, the University of Washington, the University of Oregon, and Oregon State College (now Oregon State University). All still are charter members of the Conference.

Pacific Coast Conference play began in 1916 and, one year later, Washington State College (now Washington State University) was accepted into the league, with Stanford University following in 1918.

In 1922, the PCC expanded to eight teams with the admission of the University of Southern California (USC) and the University of Idaho. In 1924, the University of Montana joined the league roster, and in 1928, the PCC grew to 10 members with the addition of UCLA.

The Pacific Coast Conference competed as a 10-member league until 1950, with the exception of 1943-45 when World War II curtailed intercollegiate athletic competition to a minimum. During that time, the league's first commissioner was named. Edwin N. Atherton was Commissioner in 1940 and was succeeded by Victor O. Schmidt in 1944. In 1950, Montana resigned from the Conference and the PCC continued as a nine-team Conference through 1958.

In 1959, the PCC was dissolved and the Athletic Association of Western Universities (AAWU) was formed and Thomas J. Hamilton was appointed Commissioner of the new league. The original AAWU membership included California, Stanford, Southern California, UCLA and Washington. Washington State joined the membership in 1962, while Oregon and Oregon State joined in 1964. Under Hamilton's watch, the name Pacific-8 Conference was adopted in 1968. In 1971, Wiles Hallock took over as Commissioner of the Pac-8.

Ten years later, on July 1, 1978, the University of Arizona and Arizona State University were admitted to the league and the Pacific-10 Conference became a reality. In 1986-87, the league took on a new look, expanding to include 10 women's sports. Since then, the Conference has been considered the premiere league in women's athletics, securing the most NCAA titles in women's sports of any conference nearly every year.

Thomas C. Hansen was named the Commissioner of the Pac-10 in 1983, a role he would hold for 26 years until 2009. Hansen was succeeded by current Commissioner Larry Scott, who took on the new role in July 2009.

During the 2010-11 academic year, the University of Colorado accepted its invitation to join the Pac-12 on June 11, 2010, and on June 17, 2010, the University of Utah agreed to join the Conference. The Buffaloes and Utes officially became the 11th and 12th members of the Conference on July 1, 2011, the first additions to the league since 1978. Since 1978, member schools have won 274 NCAA titles, including 139 women's and 135 men's.

It was during that 2010-11 academic year that Scott helped deliver monumental changes that transformed the Conference into a modern 12-team league. The Conference expanded to add two more teams, agreed to equal revenue sharing for the first time in Conference history, created two divisions - the North and the South, for football only, established a Football Championship Game for the first time ever, secured a landmark media rights deal that dramatically increased national exposure and revenue for each school, establishing the Pac-12 Networks and Pac-12 Digital Network that guaranteed enhanced exposure across all sports.

Currently, the Pac-12 sponsors 11 men's sports and 11 women's sports. Additionally, the Conference is a member of the Mountain Pacific Sports Federation (MPSF) in four other men's sports and three women's sports.

The Pac-12 Conference offices are located 25 miles east of San Francisco in Walnut Creek, Calif.

2013-14 PAC-12 CONFERENCE CHAMPIONSHIP DATES AND SITES

BASEBALL - Champion determined by three-game series round-robin play

BASKETBALL (M)

at MGM Grand Garden Arena, Las Vegas, Nev.
Wednesday-Saturday, March 12-15, 2014 » **Host:** Pac-12 Conference

BASKETBALL (W)

at KeyArena, Seattle, Wash.
Thursday-Sunday, March 6-9, 2014 » **Host:** Pac-12 Conference

CROSS COUNTRY (M&W)

at Coal Creek Golf Course, Louisville, Colo.
Saturday, November 2, 2013 » **Host:** Colorado

DIVING (M&W)

at Weyerhaeuser King County Aquatic Center, Federal Way, Wash.
Wednesday-Saturday, February 26-March 1, 2014 » **Host:** Pac-12 Conference

FOOTBALL

at TBD
Saturday, December 7, 2013 » **Host:** Pac-12 Conference

GOLF (M)

at Gallery Golf Club, Marana, Ariz.
Friday-Sunday, April 25-27, 2014 » **Host:** Arizona

GOLF (W)

at Trysting Tree Golf Course, Corvallis, Ore.
Friday-Sunday, April 25-27, 2014 » **Host:** Oregon State

GYMNASTICS (W)

at Haas Pavilion, Berkeley, Calif.
Saturday, March 22, 2014 » **Host:** California

ROWING (M&W)

at Sacramento State Aquatics Center, Lake Natoma, Calif.
Sunday, May 18, 2014 » **Host:** Pac-12 Conference

SOCCER (M) - Champion determined by double round-robin play.

SOCCER (W) - Champion determined by single round-robin play.

SOFTBALL - Champion determined by three-game series round-robin play.

SWIMMING (M)

at Weyerhaeuser King County Aquatic Center, Federal Way, Wash.
Wednesday-Saturday, March 5-8, 2014 » **Host:** Pac-12 Conference

SWIMMING (W)

at Weyerhaeuser King County Aquatic Center, Federal Way, Wash.
February 26-March 1, 2014 » **Host:** Pac-12 Conference

TENNIS (M&W)

at Ojai Valley Athletic Club/Libbey Park, Ojai, Calif.
Tuesday-Sunday, April 22-27, 2014 » **Host:** Pac-12 Conference

TRACK & FIELD (M&W)

at Mooberry Track and Field, Pullman, Wash.
Multi-events: May 10-11, 2014; Championship: May 17-18, 2014
Host: Washington State

VOLLEYBALL (W) - Champion determined by best 20-match conference record

WRESTLING

at Maples Pavilion, Stanford, Calif.
Sunday, March 2, 2014 » **Host:** Stanford



Max Homa, California
2013 Pac-12 and NCAA Men's Golf Individual Champion



Brigetta Barrett, Arizona
Three-time Pac-12 and NCAA High Jump Individual Champion

ARIZONA - The Wildcats have posted three consecutive 20-win seasons under coach **Sean Miller**, including a Sweet 16 appearance last season. . . While the Wildcats have lost their top two scorers in All-Pac-12 guard Mark Lyons and NBA first round draft pick Solomon Hill, they do return three solid starters – junior guard **Nick Johnson** (11.5 ppg/3.6 rpg/3.2 apg/1.9 spg), sophomore center **Kaleb Tarczewski** (6.6 ppg/6.1 rpg/53.8 FG%), and sophomore forward **Brandon Ashley** (7.5 ppg/5.3 rpg). . . With the departure of Lyons, the Wildcats will count on sophomore transfer **T.J. McConnell** to handle point guard duties. Senior guard **Jordin Mayes** (2.8 ppg) and sophomore guard **Gabe York** will give the Wildcats depth in the back court. . . The Wildcats will depend on a stellar recruiting class that includes a pair of McDonalds All-American forwards in freshmen **Aaron Gordon** and **Rondae Hollis-Jefferson**. Gordon was a member of Team USA U19 squad that won the FIBA world championship this summer and was named MVP.

ARIZONA STATE - The Sun Devil back court is expected to be one of the best in the league with sophomore **Jahii Carson** (18.5 ppg/5.25 apg) and senior transfer **Jermaine Marshall**. Carson was named Pac-12 Co-Freshman of the Year as he led all freshmen in the nation in scoring in a league-leading 37.2 minutes per game. He is the first freshman to average 18.5 points/5.1 assists since Chris McGuthrie of Mount St. Mary's notched the feat in 1992-93 (19.8/5.1). Marshall led Penn State in scoring last season, and was sixth in the Big Ten, with 15.3 points per game. . . Senior center **Jordan Bachynski** (9.8 ppg/5.9 rpg) shot an efficient 58.3 percent from the field, while his 3.4 blocks per game (Pac-12 record 120 blocked shots) were key in ASU limiting the opposition to 41.0 percent field goal shooting. . . Junior forward **Jonathan Gilling** (9.7 ppg/6.1 rpg) continues to give the Sun Devils a scoring threat from beyond the arc with a league-best 84 three pointers (2.40 per game). Big improvement on the boards for Gilling as he raised his rebound average from 1.8 as a freshman to 6.1 last season.



Spencer Dinwiddie, Colorado

CALIFORNIA - The Bears return four starters from last year's squad and look to build upon the momentum from last season's third-round NCAA Tournament finish. . . California will rely on senior guard **Justin Cobbs** (15.1 ppg/4.8 apg), who combined with Allen Crabbe as one of the top scoring duos in the Pac-12 last year. . . Cobbs will join up with sophomore guard **Tyrone Wallace** (7.2 ppg/4.4 rpg) to run the Cal backcourt after the two combined to pace the Bears in total assists (245/7.4 apg) last season... Offensively, although the Bears lost their scoring leader in Pac-12 Player of the Year Crabbe, senior forward **Richard Solomon** (8.9 ppg/6.8 rpg) and junior forward **David Kravish** (7.9 ppg/6.9 rpg), who followed Crabbe and Cobbs in most points per game, are more than properly equipped to lead the Golden Bears on the front line. . . Cal brought in a top-20 recruiting class this fall, including five-star prospect guard **Jabari Bird**, who was ranked as the 15th-best prospect in the nation by CBSSports.com. . . Will look to take advantage of a non-conference schedule that has it open the year with a four-game homestand, then wrap up the season with four of its final six games in Berkeley as well.

COLORADO - Coach **Tad Boyle** aims to continue his streak of three-straight 20-win seasons and back-to-back NCAA Tournament appearances. The two consecutive tourney visits are the first such occurrence for the Buffs in 50 years. . . Boyle will have a seasoned squad of four returning starters to work with, including first team All-Pac-12 junior guard **Spencer Dinwiddie** (15.3 ppg/3.0 apg), who spent his summer representing Team USA at the World University Games after pacing the Buffs in points per game and assists. . . Junior guard **Askia Booker** (12.4 ppg) who started in all 33 games and finished second to Dinwiddie in points per game last season, also returns to a strong backcourt. . . Colorado's front line includes sophomore forwards **Josh Scott** (10.2 ppg/5.7 rpg) an All-Pac-12 freshman team honoree, and **Xavier Johnson** (8.9 ppg/4.8 rpg). The two combined for a solid 19.1 ppg and 10.5 rpg. . . The Buffs look to continue to make the Coors Events Center a difficult place for the opponents as wther ere undefeated at home during the non-conference slate, finishing the year with a 12-3 overall.

OREGON - The reigning conference tournament champions continue to rise under the direction of Pac-12 Coach of the Year **Dana Altman** after their third straight 20-win season. . . The Pac-12 Tournament's Most Outstanding Player returns in senior guard **Johnathan Loyd** (5.0 ppg, 2.9 apg), who recorded a season-high 19 points in the championship game after coming off the bench. . . Sophomore guard **Damyean Dotson**, who was second on the squad in scoring (11.4 ppg/3.5 rpg), will also return for Oregon after starting 36 games as a true freshman and earning Pac-12 All-Freshmen Team honors along the way. . . Sophomore guard **Dominic Artis** looks to build upon a solid freshman-year performance (8.5 ppg/3.2 apg) where he started in 25 of his 28 appearances and was a fairly consistent three-point shooter (34-of-95, .358). . . The Ducks landed highly-touted UNLV transfer **Mike Moser**, a fifth-year senior who provides four seasons of experience at forward. Moser posted 14.0 ppg and 10.4 rpg in 2011-12 and is looking to bounce back with Oregon after injuries limited his playing time as a senior.



Jahii Carson, Arizona State

OREGON STATE - The Beavers have possibly the lowest turnover risk from last season as they only lose one starter and return their top two starting scorers in guard **Roberto Nelson** (17.8 ppg/3.3 rpg) and forward **Devon Collier** (12.6 ppg/6.0 rpg), two members in a well-rounded group of experienced seniors. . . Collier, who only started 15 games but appeared in all 32 with an average of 25.5 minutes per game, combines with junior forward **Eric Moreland** (9.4 ppg/10.6 rpg) to provide a formidable pair in the low post. Moreland had an impressive sophomore campaign where he led Oregon State with 307 rebounds (10.6 rpg), and has been tough around the basket with his 73 blocked shots (2.52 bpg). The two combined to shoot 53.6 percent from the field. . . Redshirt senior center **Angus Brandt** is expected to provide a very physical presence in



Dominic Artis, Oregon



Dwight Powell, Stanford

the paint after senior F/C Joe Burton's departure. Brandt scored an average of 11.3 ppg in four games last season, including his first career double-double against Alabama on Nov. 15, before a season-ending injury. . . The Beavers certainly don't lack in the height department with six players standing 6-10 or taller.

STANFORD— The Cardinal made its 23rd appearance in the postseason over the last 26 seasons, advancing to the second round of the NIT Tournament last year. . . Stanford won't suffer from a high turnover rate as they return four starters who had an ability to score and distribute the ball, with three players averaging more than 10 points per game. . . A strong core of experience along the front line will boost Stanford, including returning senior forwards **Josh Huestis** (10.5 ppg/9.0 rpg) and All-Pac-12 honoree **Dwight Powell** (14.9 ppg/8.4 rpg), who combined to form the league's top rebounding tandem (17.4 rpg). . . Powell, the team's leading scorer, was the only player ranked among the league's top-10 in Pac-12 games in both scoring and rebounding. . . Junior guard **Chasson Randle** (13.6 ppg) will continue to advance the Cardinal's downtown game, as he knocked down 61 of his 170 three-point attempts last season. . . Adding to Stanford's backcourt is senior guard **Aaron Bright** (9.3 ppg/3.4 apg), who notched a .321 three-point field goal percentage and led the team in assists with 103 (3.4 apg).

UCLA—Regular-season conference champions UCLA welcomes new head coach **Steve Alford** to lead the Bruins in 2013-14. . . Versatile sophomore guard **Kyle Anderson** spearheaded the Bruins' rebounding effort with 302 total rebounds (8.6 rpg), which ranked sixth overall in the league. He also added 9.7 ppg and 3.5 apg. . . The Bruins also have returning experience in senior forwards **Travis Wear** (10.9 ppg/5.2 rpg) and **David Wear** (7.1 ppg/5.0 rpg) and junior guard **Norman Powell** (6.1 ppg/2.2 rpg)...Notable sophomore returners include forward **Jordan Adams** and forward **Tony Parker** (2.4 ppg/1.2 rpg). Adams was the second leading scorer for the UCLA squad with 15.3 ppg and hit a team-high 46 three-pointers. Adams also led the Conference in steals (73, 2.2 steals per

game) and was third overall in the Pac-12 from the charity stripe (.843). . . UCLA has a favorable home schedule to start the season. Of the first 16 games, only one is a true road game (Dec. 7 at Missouri), with three others on neutral courts.

USC — A core of returning starters and a touted recruiting class will help new USC head coach **Andy Enfield** in his first season. . . Enfield arrives in Los Angeles with a 41-28 career record over two seasons of head coaching experience, and comes from a Florida Gulf Coast team that advanced to the NCAA Sweet 16. . . Trojan returners include three-point shooting leader **J.T. Terrell** (67-for-185, .362), who was also the second leading scorer for the Trojans last season (11.7 ppg). . . Junior guard **Byron Wesley** (10.2 ppg, 4.3 rpg) joins Terrell as the other returning starter for the Trojans. . . At 7-2, 270 pounds, the Trojans will count on senior center Omar Oraby (6.3 ppg/3.9 rpg/1.5 bpg) to provide an imposing presence in the paint. . . USC roped a signing class of five that ranked second in the conference and No. 21 by HoopScoop, including the 2013 Gatorade High School Player of the Year for California in guard/forward **Roschon Prince**, who averaged 20.3 ppg and 7.2 rpg his senior season at Long Beach Poly and will surely add young talent to the Trojan squad.

UTAH — Despite returning only two starters from last year's squad, Utah brought in new recruits and transfers to add to their established backcourt. . . The Utes will see sophomore forward and local product **Jordan Loveridge** (12.1 ppg/7.0 rpg) come back after an impressive freshman campaign where he led the team in rebounds per game and helped pace the Utes as their second leading scorer. . . Also returning will be sophomore guard **Brandon Taylor** (6.9 ppg), who saw action in 29 games and started 13...Utah added Snow College transfer **Connor Van Brocklin**, who accrued 15.9 ppg to lead the Badgers and earned second team All-Scenic Western Athletic Conference accolades. . . Junior college transfer **Princeton Onwas** joins the Utes from Navarro College, where he was the team's top scorer at 11.5 ppg and



Kyle Anderson, UCLA



Jordan Loveridge, Utah

earned All-Region honors...This year's freshman class for the Utes includes German native **Kenneth Ogbie**, a player who brings international experience to Utah after competing in the 2011 Nike Global Challenge.

WASHINGTON — Guard **C.J. Wilcox** returns for his senior season after fronting the Huskies' effort in scoring (16.8 ppg) and starting all 34 games last season. Wilcox stands third all-time for UW in career three-pointers (211) and finished his junior campaign ranked second overall in average three-point field goals made per game. . . Wilcox will be complemented in the backcourt by sophomore guard **Andrew Andrews** (7.8 ppg, 3.0 rpg), who logged 24.7 minutes per game. . . Junior forwards **Shawn Kemp, Jr.** (6.3 ppg) and **Desmond Simmons** (4.9 ppg) look to step up their offensive contributions after Washington loses three starters. . . UW will gain five-star recruit **Nigel Williams-Goss**, a member of Team USA in the FIBA U-19 World Championship. . . Also joining Williams-Goss are guards **Mike Anderson**, **Darin Johnson** and **Jahmel Taylor**, who look to grow into the positions vacated by Scott Suggs and Abdul Gaddy.

WASHINGTON STATE — The Cougars look to bounce back from a 4-14 conference performance last season and rely on a bevy of fresh faces next year, namely shooting guard **Que Johnson**. Johnson, who had to sit out last season, will play his first season with Washington State and has been projected to make an immediate impact. . . Junior guards **Royce Woolridge** (11.0 ppg, 2.7 apg) and **DaVonté Lacy** (10.5 ppg, 2.9 rpg) return in their prominent roles in the backcourt. Woolridge anchored the Cougs' efforts at the charity stripe, posting a team-high .772 free throw-shooting average over the year (78-of-101). . . Redshirt senior forward **D.J. Shelton** (6.2 ppg/6.0 rpg) rounds out the returning starter squad and will spearhead a primarily young front line of forwards looking to replace Brock Motum's dominant performance...Other new talent for Washington State is transfer junior point guard **Danny Lawhorn**, transfer junior center **Jordan Railey** and freshmen **Josh Hawkinson**, and **Ike Iroegbu**.



DaVonté Lacy, Washington State

AROUND THE PAC-12

Returning All-Pac-12 Performers... Three first team All-Pac-12 performers, and three second team selection return in 2013-14. First team honorees include ARIZONA STATE guard **Jahii Carson**, COLORADO guard **Spencer Dinwiddie**, and STANFORD forward **Dwight Powell**. UCLA guard **Kyle Anderson**, CALIFORNIA guard **Justin Cobbs**, and WASHINGTON guard **C.J. Wilcox** were second team picks.

Coach Speak... Excluding Washington coach **Lorenzo Romar's** 118 wins in Pac-12 play, California coach **Mike Montgomery** has more Pac-12 wins (272) than the 10 other Pac-12 coaches combined (258). . . Five Pac-12 coaches have posted 300 or more career victories: Montgomery (656), Oregon's **Dana Altman** (483), Washington State's **Ken Bone** (405), Arizona State's **Herb Sendek** (374) and Washington's **Lorenzo Romar** (330).

Champs - Regular Season/Tournament... UCLA won its 31st Pac-12 title and first since 2008. Meanwhile, Oregon became the fifth different school over the last six years to capture the Pac-12 Tournament crown. It's the fifth consecutive year that the regular season champion did not capture the league's postseason title. Since the Pac-12 reinstated the league's postseason tournament in 2002, only three teams won both the regular season and tournament titles - Stanford (2004), UCLA (2006 and 2008).

Homegrown Talent... Pac-12 rosters include 162 student-athletes hailing from 26 different States. Leading the way is California with 62, followed by Washington (15), Arizona (14) and Texas (10)

Foreign Service... Check the Pac-12 rosters and you'll find 26 student-athletes who hail from 15 different countries outside the United States. Those countries are: Canada (7), Australia (3), Serbia (3), Senegal (2), Belgium, Brazil, Cameroon, Denmark, Egypt, Germany, Hungary, Iran, Netherlands, Russia, and Sweden. . . Oregon State's roster is well represented with student-athletes from Sweden, Senegal (2), Canada, Australia and the Netherlands.

Tale of the Tape... Ten players on Pac-12 rosters stand 7-0 or taller, with Arizona State's Jordan Bachynski and USC's Omar Oraby each topping the list at 7-2. . . On the other end of the measuring stick, UCLA's Aubrey Williams and Oregon's Johnathan Lloyd, the Pac-12 Tournament Most Outstanding Player, stand 5-8.

Returning Starters... Each Pac-12 team has at least two returning starters, with an average of 2.8 returning starters per team. Here is the breakdown of the number of returning starters by team:

Arizona	3
Arizona State	3
California	4
Colorado	3
Oregon	2
Oregon State	3
Stanford	4
UCLA	3
USC	2
Utah	2
Washington	2
Washington State	3

Who Do We Miss?... A true round-robin schedule in the Pac-12 would call for a 22-game schedule for each member. However, the league only plays an 18-game schedule, which will require a pair of home misses and a pair of road misses. Here's a look at which pair of games will be absent from the schedule:

Travel Partners	Home Misses	Road Misses
ARIZ, ASU	UCLA, USC	WASH, WSU
CAL, STAN	ORE, OSU	COLO, UTAH
COLO, UTAH	CAL, STAN	ORE, OSU
ORE, OSU	COLO, UTAH	CAL, STAN
UCLA, USC	WASH, WSU	ARIZ, ASU
WASH, WSU	ARIZ, ASU	UCLA, USC

Pac-12 Tournament... The Pac-12 Men's Basketball Tournament returns to Las Vegas for the 2013-14 season. The MGM Grand Garden Arena will be site to the four-day event, March 12-15.



Roberto Nelson, Oregon State



C.J. Wilcox, Washington

Get Your Picture Taken With David Stern/Adam Silver... With UCLA's Shabazz Muhammad selected 14th overall in the NBA Draft, the Pac-12 now has now had a player selected in the first round in the NBA Draft for the 25th consecutive year. The league has had 23 first-round picks over the last six years of the NBA Draft. Over the last six NBA Drafts a total of 39 Pac-12 players have been selected representing 11 of the Conference's 12 member institutions.

2013 NBA DRAFT

First Round

- | | | |
|-----|------------------------|-----------|
| 14. | Shabazz Muhammad, UCLA | Utah |
| 23. | Solomon Hill, ARIZ | Indiana |
| 26. | André Roberson, COLO | Minnesota |

Second Round

- | | | |
|-----|---------------------|------------|
| 31. | Allen Crabbe, CAL | Cleveland |
| 33. | Carrick Felix, ASU | Cleveland |
| 40. | Grant Jerrett, ARIZ | Portland |
| 54. | Arsalan Kazemi, ORE | Washington |



2014 BASKETBALL
TOURNAMENT

RETURNING STARTERS

Arizona (3)

Nick Johnson, Jr., G..... 11.5 ppg/3.6 rpg/3.2 apg
 Brandon Ashley, So., F..... 7.5 ppg/5.3 rpg
 Kaleb Tarczewski, So., C..... 6.6 ppg/6.1 rpg

Arizona State (3)

Jahii Carson, So., G..... 18.5 ppg/3.7 rpg/5.1 apg
 Jordan Bachynski, Sr., C... 9.8 ppg/5.9 rpg/3.4 bpg
 Jonathan Gilling, Jr., F..... 9.7 ppg/6.4 rpg/87 3FG

California (4)

Justin Cobbs, Sr., G..... 15.1 ppg/3.5 rpg/4.8 apg
 Tyrone Wallace, So., G..... 7.2 ppg/4.4 rpg/2.6 apg
 Richard Solomon, Sr., F 8.9 ppg/6.8 rpg
 David Kravish, Jr., F 7.9 ppg/6.9 rpg/1.7 bpg

Colorado (3)

Askia Booker, Jr., G..... 12.4 ppg/3.5 rpg
 Spencer Dinwiddie, Jr., G 15.3 ppg/3.2 rpg/3.0 apg
 Josh Scott, So., F 10.2 ppg/5.7 rpg

Oregon (2)

Dominic Artis, So., G..... 8.5 ppg/2.2 rpg/3.2 apg
 Damyean Dotson, So., G 11.4 ppg/3.5 rpg

Oregon State (3)

Eric Moreland, Jr., F 9.4 ppg/10.6 rpg/2.5 bpg
 Jarmal Reid, So., F..... 1.5 ppg/1.7 rpg
 Roberto Nelson, Sr., G..... 17.8 ppg/3.3 rpg

Stanford (4)

Aaron Bright, Sr., G..... 9.3 ppg/3.4 apg
 Chasson Randle, Jr., G.... 13.6 ppg/2.9 rpg/2.6 apg
 Josh Huestis, Sr., F 10.5 ppg/9.0 rpg/2.1 bpg
 Dwight Powell, Sr., F 14.9 ppg/8.4 rpg

UCLA (3)

Jordan Adams, So., G 15.3 ppg/3.8 rpg
 Kyle Anderson, So., G 9.7 ppg/8.6 rpg/3.5 apg
 Travis Wear, Sr., F..... 10.9 ppg/5.2 rpg

USC (2)

J.T. Terrell, Sr., G..... 11.7 ppg/2.1 rpg
 Byron Wesley, Jr., G 10.2 ppg/4.3 rpg

Utah (2)

Brandon Taylor, So., G..... 6.9 ppg/1.6 rpg
 Jordan Loveridge, So., F..... 12.1 ppg/7.0 rpg

Washington (2)

C.J. Wilcox, Sr., G..... 16.8 ppg/4.3 rpg/75 3FG
 Shawn Kemp Jr., Jr., F 6.3 ppg/3.0 rpg

Washington State (3)

Royce Wooldrige, Jr., G 11.0 ppg/2.8 rpg
 D.J. Shelton, Sr., F 6.2 ppg/6.0 rpg
 DaVonté Lacy, Jr., G 10.5 ppg/2.9 rpg

CAREER LEADERS (ACTIVE)

POINTS

C.J. Wilcox (Sr.), WASH 1,293
 Devon Collier (Sr.), OSU 1,086
 Roberto Nelson (Sr.), OSU 1,082
 Chasson Randle (Jr.), STAN 976
 Dwight Powell (Sr.), STAN 960
 Justin Cobbs (Sr.) CAL 924
 Aaron Bright (Sr.), STAN 872
 Spencer Dinwiddie (Jr.), COLO 865
 Askia Booker (Jr.), COLO 727
 Nick Johnson (Jr.), ARIZ 719

REBOUNDS

Dwight Powell (Sr.), STAN 606
 Eric Moreland (Jr.), OSU 557
 Josh Huestis (Sr.), STAN 539
 Devon Collier (Sr.), OSU 511
 Richard Solomon (Sr.), CAL 452
 Desmond Simmons (Jr.), WASH 389
 Jordan Bachynski (Sr.), ASU 382
 David Wear (Sr.), UCLA 373
 Travis Wear (Sr.), UCLA 345
 C.J. Wilcox (Sr.), WASH 322

THREE-POINT FIELD GOALS

C.J. Wilcox (Sr.), WASH 211
 Chasson Randle (Jr.), STAN 146
 Aaron Bright (Sr.), STAN 147
 Jonathan Gilling (Jr.), ASU 137
 Roberto Nelson (Sr.), OSU 122
 Davonte Lacy (Jr.), WSU 105
 John Gage (Sr.), STAN 89
 Spencer Dinwiddie (Jr.), COLO 89
 Nick Johnson (Jr.), ARIZ 82
 Askia Booker (Jr.), COLO 78

ASSISTS

Justin Cobbs (Sr.), CAL 327
 Aaron Bright (Sr.), STAN 300
 Johnathan Lloyd (Sr.), ORE 278
 Nick Johnson (Jr.), ARIZ 197
 Roberto Nelson (Sr.), OSU 192
 Jahii Carson (So.), ASU 177
 Chasson Randle (Jr.), STAN 165
 Spencer Dinwiddie (Jr.), COLO 163
 Jonathan Gilling (Jr.), ASU 149
 Devon Collier (Sr.), OSU 136

STEALS

Johnathan Lloyd (Sr.), ORE 111
 Nick Johnson (Jr.), ARIZ 94
 Devon Collier (Sr.), OSU 91
 Chasson Randle (Jr.), STAN 80
 C.J. Wilcox (Sr.), WASH 80
 Dwight Powell (Sr.), STAN 78
 Roberto Nelson (Sr.), OSU 76
 Justin Cobbs (Sr.), CAL 72
 Spencer Dinwiddie (Jr.), COLO 71
 Askia Booker (Jr.), COLO 66

BLOCKS

Jordan Bachynski (Sr.), ASU 181
 Eric Moreland (Jr.), OSU 145
 Josh Huestis (Sr.), STAN 121
 Devon Collier (Sr.), OSU 97
 David Kravish (Jr.), CAL 97
 Dwight Powell (Sr.), STAN 88
 Richard Solomon (Sr.), CAL 80
 Travis Wear (Sr.), UCLA 69
 C.J. Wilcox (Sr.), WASH 65
 Omar Oraby (Sr.), USC 47

RETURNING PRODUCTION

SCORING

1. Oregon State..... 74.4%
 1. Stanford..... 96.7%
 2. Colorado..... 72.9%
 3. Oregon State..... 70.4%
 4. UCLA 66.5%
 5. California 61.1%
 6. Washington State 57.0%
 7. Arizona State 55.7%
 8. Washington 54.4%
 9. USC..... 48.5%
 10. Utah..... 43.5%
 11. Arizona 40.0%
 12. Oregon 39.5%

REBOUNDING

1. Stanford..... 96.1%
 2. UCLA 75.9%
 3. Oregon State..... 74.9%
 4. California 66.9%
 5. Washington State 61.6%
 6. Washington 55.9%
 7. Colorado 54.6%
 8. Arizona State 51.5%
 9. Utah 49.7%
 10. Arizona 47.7%
 11. USC..... 39.4%
 12. Oregon 33.5%

THREE-POINT FIELD GOALS

1. Stanford..... 97.9%
 2. Colorado..... 75.8%
 3. Washington State 69.8%
 4. USC..... 65.7%
 5. Oregon State..... 65.6%
 6. UCLA 59.1%
 7. Washington 55.9%
 8. Oregon 53.6%
 9. Arizona State 48.4%
 10. California 47.8%
 11. Utah 44.4%
 12. Arizona 25.7%

ASSISTS

1. Stanford..... 96.1%
 2. Washington State 71.9%
 3. Colorado..... 70.4%
 4. California 68.4%
 5. Oregon State..... 60.0%
 6. Arizona State 58.6%
 7. Oregon 53.5%
 8. UCLA 48.7%
 9. Washington 48.1%
 10. Arizona..... 40.5%
 11. USC..... 35.7%
 12. Utah 34.6%

STEALS

1. Stanford..... 92.5%
 2. UCLA 71.4%
 3. Washington State 68.1%
 4. Oregon State..... 65.8%
 5. California 62.0%
 6. Washington 60.7%
 7. Colorado 53.0%
 8. Oregon 51.6%
 9. Arizona 49.1%
 10. Arizona State 39.6%
 11. USC..... 35.9%
 12. Utah 46.4%

BLOCKS

1. Stanford..... 99.2%
 2. Oregon State..... 93.9%
 3. UCLA 81.1%
 4. Arizona State 66.4%
 5. Washington State 61.0%
 6. Washington 58.9%
 7. Colorado 54.3%
 8. Utah 46.4%
 9. Arizona 46.3%
 10. USC..... 42.6%
 11. California 40.9%
 12. Oregon 40.4%

The 2013-14 Pac-12 Conference basketball television package continues to deliver an unprecedented 221 men's contests telecast to national and regional audiences.

The Pac-12 men's basketball package includes 150 games aired on the Pac-12 Networks, 45 on ESPN/ESPN2/ESPNU, 25 games on Fox Sports 1 (including the Pac-12 Tournament championship game), and one nationally on CBS. Additional appearances will be made through other conference television agreements and various in-season tournaments.

All times listed are local to site.

Date	Game	Time	Network
Sun., Oct. 27	Northwest Christian at Oregon (Exhib.)	5 p.m. PT	P12N
Mon., Oct. 28	Augustana College at Arizona (Exhib.)	7 p.m. MT	P12N
Tues., Oct. 29	Corbin at Oregon State (Exhib.)	7 p.m. PT	
Wed., Oct. 30	Cal State San Bernardino at UCLA (Exhib.)	7:30 p.m.	
Thurs., Oct. 31	Humboldt State at California (Exhib.)	7 p.m. PT	
Fri., Nov. 1	Saint Martin's at Utah (Exhib.)	7:30 p.m. MT	
	Central Washington at Washington State (Exhib.)	TBD	
Sat., Nov. 2	Point Loma at Oregon (Exhib.)	2 p.m. PT	
	Seattle Pacific at Stanford (Exhib.)	2 p.m. PT	
Mon., Nov. 4	Cal State San Marcos at UCLA (Exhib.)	7:30 p.m. PT	P12N
Tues., Nov. 5	Concordia at Oregon State (Exhib.)	7 p.m. PT	
Wed., Nov. 6	Central Washington at Washington (Exhib.)	7 p.m. PT	
Fri., Nov. 8	Oregon vs. Georgetown (1)	5 p.m. PT	ESPN
	Maryland-Baltimore County at Arizona State	6 p.m. MT	P12N
	Evergreen State at Utah	6 p.m. MT	P12N
	Bucknell at Stanford	7 p.m. PT	P12N
	Cal Poly at Arizona	8 p.m. MT	P12N
	Colorado vs. Baylor (2)	9 p.m. CT	
	Cal State Bakersfield at Washington State	7 p.m. PT	P12N
	Coppin State at California	9 p.m. PT	P12N
	Drexel at UCLA	9 p.m. PT	P12N
	USC at Utah State	7 p.m. MT	CBSSN
Sun., Nov. 10	Tennessee-Martin at Colorado	4 p.m. MT	P12N
	Coppin State at Oregon State	5 p.m. PT	P12N
	Seattle at Washington	7 p.m. PT	P12N
Mon., Nov. 11	Long Beach State at Arizona	8 p.m. MT	P12N
	Brigham Young at Stanford	8 p.m. PT	ESPN2
Tues., Nov. 12	Miami (Ohio) at Arizona State	7 p.m. MT	P12N
	Oakland at UCLA	6 p.m. PT	P12N
	Denver at California	8 p.m. PT	P12N
	Cal State Northridge at USC	8 p.m. PT	P12N
Wed., Nov. 13	Portland at Oregon State	6 p.m. PT	P12N
	Wyoming at Colorado	7 p.m. MT	P12N
	Western Carolina at Oregon	8 p.m. PT	P12N
Thurs., Nov. 14	Arizona at San Diego State	7 p.m. PT	CBSSN
	Northwestern at Stanford	8 p.m. PT	ESPNU
	UC Irvine at Washington (3)	8 p.m. PT	P12N
Fri., Nov. 15	Idaho State at Arizona State	7 p.m. MT	P12N
	UC Davis at Utah	8 p.m. MT	P12N
	Oakland at California	8 p.m. PT	P12N
	Northern Arizona at USC	8 p.m. PT	P12N
Sat., Nov. 16	Jackson State at Colorado	10 a.m. MT	P12N
	Lamar at Washington State	TBA	P12N
Sun., Nov. 17	Oregon State at Maryland	6 p.m. ET	ESPNU
	Stanford at Denver	12 noon MT	ROOT
	Eastern Washington at Washington (3)	5 p.m. PT	P12N
Mon., Nov. 18	Arkansas State at Colorado	7 p.m. PT	P12N
	Fairleigh Dickinson at Arizona (4)	9 p.m. MT	ESPNU
	Southern Utah at California	8 p.m. PT	P12N
	Sacramento State at UCLA	8 p.m. PT	P12N
Tues., Nov. 19	Utah Valley at Oregon	6 p.m. PT	P12N
	Rhode Island or Metro State at Arizona (4)	9 p.m. MT	ESPNU
	Arizona State at UNLV	TBD	
	Cal State Fullerton at USC	8 p.m. PT	P12N
Thurs., Nov. 21	Washington vs. Indiana (5)	9 p.m. ET	ESPN2
	Grand Canyon at Utah (6)	7:30 p.m. MT	
	Texas Southern at Stanford (7)	7 p.m. PT	P12N
	UC Santa Barbara at Colorado	6 p.m. MT	P12N
	West Alabama at USC (8)	7 p.m. PT	P12N
	Washington State at Gonzaga	6 p.m. PT	
Fri., Nov. 22	Lamar at Utah (6)	7 p.m. MT	P12N
	Bradley at Arizona State	7 p.m. MT	P12N
	Morehead State at UCLA (9)	8 p.m. PT	P12N
	Washington vs. Boston College/Connecticut (5)	TBD	ESPN2/U
Sat., Nov. 23	Savannah State at Utah (6)	TBD	P12N

Sun., Nov. 24	Harvard at Colorado	2:30 p.m. MT	ESPNU
	TCU at Washington State	3 p.m. PT	P12N
	San Francisco at Oregon	5 p.m. PT	P12N
	Chattanooga at UCLA (9)	7 p.m. PT	P12N
Mon., Nov. 25	California vs. Arkansas (10)	9 a.m. HT	ESPN2
	Marquette at Arizona State	7 p.m. MT	FS1
	Stanford vs. Houston (11)	9:30 p.m.	ESPN2
Tues., Nov. 26	California at Maui Invitational (10)	TBD	ESPN TBD
	Southern Illinois-Edwardsville at Oregon State	8 p.m. PT	P12N
	Stanford vs. Pittsburgh or Texas Tech (11)	TBD	ESPN TBD
	Montana at Washington	6 p.m. PT	P12N
Wed., Nov. 27	Arizona at NIT Season Tip-Off (12)	TBD	ESPN
	California at Maui Invitational (10)	TBD	ESPN TBD
	Ball State at Utah	8 p.m.	P12N
Thurs., Nov. 28	USC vs. Villanova (13)	1 p.m. ET	AXS TV
	Washington State vs. Butler (14)	2 p.m. ET	ESPN2
	UCLA vs. Nevada (15)	4:30 p.m. PT	ESPN3
	Arizona State vs. Creighton (16)	8 p.m. PT	ESPN2
Fri., Nov. 29	Arizona at NIT Season Tip-Off (12)	TBA	ESPN
	Pacific at Oregon (18)	12 noon PT	P12N
	USC vs. Kansas/Wake Forest (13)	TBD	NBCSN/AXS
	Arizona State vs. Charleston/San Diego St. (16)	TBD	ESPN2/U
	UCLA vs. Northwestern (15)	8:30 p.m. PT	ESPN2
	Washington State vs. Purdue/Oklahoma St. (14)	TBA	ESPN2/U
Sat., Nov. 30	Colorado at Air Force	2 p.m. MT	
	North Dakota at Oregon (18)	TBD	P12N
	USC at Battle 4 Atlantis (13)	TBD	
	Long Beach State at Washington	TBA	P12N
Sun., Dec. 1	Arizona State at Wooden Legacy (17)	TBD	ESPN2/U/3
	Cal Poly at Oregon (18)	7 p.m. PT	P12N
	Oregon State at DePaul	4 p.m. CT	FS1
	South Dakota State at Stanford (7)	5 p.m. PT	P12N
	Washington State at Old Spice Classic (14)	TBD	ESPN2/U/3
Mon., Dec. 2	UC Irvine at California	7:30 p.m. PT	P12N
Tues., Dec. 3	Texas Tech at Arizona	7 p.m. MT	P12N
	Colorado at Colorado State	7 p.m. MT	ESPN3
	UC Santa Barbara at UCLA	8 p.m. PT	P12N
	Utah at Boise State	8 p.m. MT	CBSSN
Fri., Dec. 6	Arizona State at DePaul	6 p.m. CT	FS1
	California at UC Santa Barbara	7 p.m. PT	
Sat., Dec. 7	UNLV at Arizona	3:15 p.m. MT	ESPN2
	Kansas at Colorado	1:15 p.m. MT	ESPN2
	Arkansas-Pine Bluff at Oregon State	12 noon PT	P12N
	UCLA at Missouri	11:30 a.m. CT	CBS
	Fresno State at Utah	3 p.m. MT	P12N
	Washington State at Idaho	TBA	



Justin Cobbs, California

PAC-12 COMPOSITE SCHEDULE



Sun., Dec. 8	Oregon at Mississippi Boston College at USC Washington at San Diego State	4 p.m. CT 4 p.m. PT 12:05 p.m. PT	ESPNU P12N CBSN	Wed., Jan. 15	Washington at California Washington State at Stanford	8 p.m. PT 7 p.m. PT	ESPNU P12N
Tues., Dec. 10	Nevada at California Idaho State at Utah	8 p.m. PT 7 p.m. MT	P12N P12N	Thurs., Jan. 16	Arizona State at Arizona USC at Utah UCLA at Colorado	7 p.m. MT 8 p.m. MT 6 p.m. MT	FS1 P12N P12N
Wed., Dec. 11	New Mexico State at Arizona	7 p.m. MT	P12N	Sat., Jan. 18	USC at Colorado UCLA at Utah Washington at Stanford	12 noon MT 2 p.m. MT 8 p.m. PT	FS1 FS1 ESPNU
Fri., Dec. 13	Elon at Colorado	6:30 p.m. MT	P12N	Washington State at California	1 p.m. PT	P12N	
Sat., Dec. 14	Arizona at Michigan Grambling at Arizona State Fresno State at California Oregon vs. Illinois (19) UC Davis at Stanford Prairie View A&M at UCLA Brigham Young at Utah Idaho State at Washington	1 p.m. ET 12 noon MT 3 p.m. PT 6 p.m. PT 5 p.m. PT 5 p.m. PT 8 p.m. MT 1 p.m. PT	CBS P12N P12N ESPN2 P12N P12N P12N P12N	Sun., Jan. 19	Oregon at Oregon State	5 p.m. PT	ESPNU
Sun., Dec. 15	Maryland Eastern Shore at Oregon State CS Bakersfield at USC Pepperdine at Washington State	3 p.m. PT 7 p.m. PT 5 p.m. PT	P12N P12N P12N	Wed., Jan. 22	California at USC Oregon State at Washington State	8 p.m. PT 7 p.m. PT	ESPNU P12N
Tues., Dec. 17	UC Irvine at Oregon Washington at Tulane	7:30 p.m. PT 7 p.m. CT	P12N P12N	Thurs., Jan. 23	Colorado at Arizona Utah at Arizona State Stanford at UCLA Oregon at Washington	7 p.m. MT 7 p.m. MT 8 p.m. PT 8 p.m. PT	ESPN2 P12N P12N FS1
Wed., Dec. 18	Towson at Oregon State Stanford at Connecticut Washington State vs. San Francisco State (20)	7 p.m. PT 9 p.m. ET 7 p.m. PT	P12N ESPN2 P12N	Sat., Jan. 25	Colorado at Arizona State Oregon State at Washington	5 p.m. MT 2 p.m. PT	P12N P12N
Thurs., Dec. 19	Southern at Arizona UCLA vs. Duke (21) USC at Long Beach State Texas State at Utah	7:30 p.m. ET 7 p.m. PT 7 p.m. PT 7 p.m. MT	ESPN P12N P12N P12N	Sun., Jan. 26	Utah at Arizona Stanford at USC California at UCLA Oregon at Washington State	6 p.m. MT 2 p.m. PT 5 p.m. PT 4 p.m. PT	FS1 P12N ESPNU P12N
Sat., Dec. 21	Texas Tech at Arizona State Stanford vs. Michigan (22) UTEP at Washington State Brigham Young at Oregon Colorado vs. Oklahoma State (23)	4:30 p.m. MT 8 p.m. ET 5:30 p.m. PT 7:30 p.m. PT 8:30 p.m. PT	P12N FS1 P12N P12N ESPN2	Wed., Jan. 29	Arizona at Stanford Arizona State at California	6 p.m. PT 8 p.m. PT	ESPN2 ESPNU
Sun., Dec. 22	California at Creighton Weber State at UCLA USC at Dayton Connecticut at Washington Oregon State vs. Akron (24)	6 p.m. CT 4 p.m. PT TBD 12:30 p.m. PT 1:30 p.m. HT	FS1 P12N ESPNU ESPNU	Thurs., Jan. 30	USC at Oregon State UCLA at Oregon	6 p.m. PT 6 p.m. PT	P12N ESPN/2
Mon., Dec. 23	Northern Arizona at Arizona Oregon State vs. George Mason or Iowa St. (24)	8 p.m. MT TBA	P12N ESPNU	Sat., Feb. 1	Utah at Colorado Arizona State at Stanford Arizona at California USC at Oregon Washington at Washington State	12 noon MT 1 p.m. PT 7:30 p.m. PT 5 p.m. PT 3 p.m. PT	P12N P12N P12N P12N P12N
Wed., Dec. 25	Oregon State at Diamond Head Classic (24)	TBA	ESPNU	Sun., Feb. 2	UCLA at Oregon State	11:30 a.m. PT	ESPNU
Fri., Dec. 27	Mississippi Valley State at Washington	7:30 p.m.	P12N	Wed., Feb. 5	Washington State at Colorado Stanford at California	7:30 p.m. MT 6 p.m. PT	P12N ESPNU
Sat., Dec. 28	UC-Irvine at Arizona State Furman at California Georgia at Colorado Alabama at UCLA St. Katherine at Utah Mississippi Valley State at Washington State	12 noon MT 3 p.m. PT 8 p.m. MT 7 p.m. PT 2 p.m. MT 5 p.m. PT	P12N P12N P12N ESPN2 P12N P12N	Thurs., Feb. 6	Oregon at Arizona Oregon State at Arizona State Washington at Utah	7 p.m. MT 9 p.m. MT 7 p.m. MT	ESPN/2 FS1 P12N
Sun., Dec. 29	Morgan State at Oregon Cal Poly at Stanford Howard at USC Hartford at Washington Quinnipiac at Oregon State	12 noon PT 4 p.m. PT 2 p.m. PT 6 p.m. PT 8 p.m. PT	P12N P12N P12N P12N P12N	Sat., Feb. 8	Oregon at Arizona State UCLA at USC Washington State at Utah	3 p.m. MT 7:30 p.m. PT 6 p.m. MT	FS1 P12N P12N
Thurs., Jan. 2	Washington State at Arizona Washington at Arizona State Oregon State at Colorado Oregon at Utah California at Stanford	8 p.m. MT 6 p.m. MT 8 p.m. MT 6 p.m. MT 6 p.m. PT	P12N ESPNU ESPNU P12N FS1	Sun., Feb. 9	Oregon State at Arizona Washington at Colorado	5 p.m. MT 6 p.m. MT	P12N ESPNU
Sat., Jan. 4	Washington at Arizona Oregon State at Utah	12 noon MT 2 p.m. MT	P12N P12N	Wed., Feb. 12	Stanford at Washington California at Washington State	6 p.m. PT 8 p.m. PT	ESPN2 ESPNU
Sun., Jan. 5	Washington State at Arizona State USC at UCLA Oregon at Colorado	4 p.m. MT 12 noon PT 3 p.m. MT	ESPNU FS1 FS1	Thurs., Feb. 13	Colorado at UCLA Utah at USC	6 p.m. PT 7:30 p.m. PT	ESPN/2 P12N
Wed., Jan. 8	Colorado at Washington State Utah at Washington	6 p.m. PT 8 p.m. PT	P12N P12N	Fri., Feb. 14	Arizona at Arizona State	7 p.m. MT	ESPN
Thurs., Jan. 9	Arizona at UCLA Arizona State at USC California at Oregon Stanford at Oregon State	6 p.m. PT 7 p.m. PT 8 p.m. PT 7 p.m. PT	ESPN/2 P12N FS1 P12N	Sat., Feb. 15	Utah at UCLA California at Washington Stanford at Washington State	2 p.m. PT 12 noon PT 4 p.m. PT	P12N P12N P12N
Sat., Jan. 11	California at Oregon State	5 p.m. PT	ESPNU	Sun., Feb. 16	Colorado at USC Oregon State at Oregon	5 p.m. PT 12 noon PT	ESPNU FS1
Sun., Jan. 12	Colorado at Washington Arizona at USC Arizona State at UCLA Utah at Washington State Stanford at Oregon	12 noon PT 6 p.m. PT 7 p.m. PT 4 p.m. PT 2 p.m. PT	FS1 P12N ESPNU P12N FS1	Wed., Feb. 19	Arizona at Utah Arizona State at Colorado USC at Stanford UCLA at California Washington at Oregon Washington State at Oregon State	8 p.m. MT 9 p.m. MT 8 p.m. PT 7:30 p.m. PT 6 p.m. PT 6 p.m. PT	FS1 ESPNU P12N P12N ESPN2 P12N
				Sat., Feb. 22	Arizona at Colorado UCLA at Stanford Washington at Oregon State	TBA TBA 1 p.m. PT	ESPN/2 ESPN/2 P12N
				Sun., Feb. 23	Arizona State at Utah USC at California Washington State at Oregon	6 p.m. MT 5 p.m. PT 6 p.m. PT	ESPNU FS1 P12N
				Wed., Feb. 26	California at Arizona Stanford at Arizona State	7 p.m. MT 9 p.m. MT	ESPN2 ESPNU
				Thurs., Feb. 27	Oregon State at USC Oregon at UCLA	9 p.m. PT 6 p.m. PT	FS1 ESPN/2
				Fri., Feb. 28	Washington State at Washington	7:30 p.m. PT	P12N
				Sat., Mar. 1	California at Arizona State Oregon at USC Colorado at Utah	4 p.m. MT 1 p.m. PT 12 noon MT	P12N P12N P12N
				Sun., Mar. 2	Stanford at Arizona Oregon State at UCLA	6 p.m. MT 6 p.m. PT	ESPNU FS1

Tues., Mar. 4	Arizona State at Oregon	8 p.m. PT	FS1
Wed., Mar. 5	Arizona at Oregon State	8 p.m. PT	FS1
	Colorado at Stanford	6 p.m. PT	ESPN2
	Utah at California	8 p.m. PT	ESPNU
Thurs., Mar. 6	USC at Washington State	8 p.m. PT	ESPNU
	UCLA at Washington	6 p.m. PT	ESPN/2
Sat., Mar. 8	Arizona at Oregon	1 p.m. PT	CBS
	Arizona State at Oregon State	1:30 p.m. PT	P12N
	USC at Washington	1:30 p.m. PT	P12N
	UCLA at Washington State	8 p.m. PT	FS1
	Colorado at California	3:30 p.m. PT	P12N
	Utah at Stanford	11:30 a.m. PT	P12N

**Mar. 12-15 Pac-12 Tournament
Las Vegas, Nev. (MGM Grand Garden Arena)**

Wed., Mar. 12	Game 1: No. 8 Seed vs. No. 9 Seed	12 noon PT	P12N
	Game 2: No. 5 Seed vs. No. 12 Seed	2:30 p.m. PT	P12N
	Game 3: No. 7 Seed vs. No. 10 Seed	6 p.m. PT	P12N
	Game 4: No. 6 Seed vs. No. 11 Seed	8:30 p.m. PT	P12N
Thurs., Mar. 13	Game 5: Winner of Game 1 vs. No. 1 Seed	12 noon PT	P12N
	Game 6: Winner of Game 2 vs. No. 4 Seed	2:30 p.m. PT	P12N
	Game 7: Winner of Game 3 vs. No. 2 Seed	6 p.m. PT	P12N
	Game 8: Winner of Game 4 vs. No. 3 seed	8:30 p.m. PT	FS1
Fri., Mar. 14	Semifinal 1	6 p.m. PT	P12N
	Semifinal 2	8:30 p.m. PT	FS1
Sat., Mar. 15	Pac-12 Championship Game	3 p.m. PT	FS1

In-Season Tournaments and Neutral Sites:

- (1) Armed Forces Classic, Camp Humphreys, South Korea
- (2) Tip-Off Showcase, Dallas, Texas (American Airlines Center)
- (3) 2K Sports Classic, Seattle, Wash. (Alaska Airlines Arena)
- (4) NIT Season Tip-Off, Tucson, Arizona (McKale Center)
- (5) 2K Sports Classic, New York, N.Y. (Madison Square Garden)
- (6) Utah Tournament, Salt Lake City, Utah (Huntsman Center)
- (7) Legends Classic, Stanford, Calif. (Maples Pavilion)
- (8) Battle 4 Atlantis, Los Angeles, Calif. (Galen Center)
- (9) Las Vegas Invitational, Los Angeles, Calif. (Pauley Pavilion)
- (10) Maui Invitational, Lahaina, Maui (Lahaina Civic Center)
- (11) Legends Classic, Brooklyn, N.Y. (Barclays Center)
- (12) NIT Season Tip-Off, New York, N.Y. (Madison Square Garden)
- (13) Battle 4 Atlantis, Nassau, Bahamas (Atlantis Resort)
- (14) Old Spice Classic, Orlando, Fla. (HP Field House)
- (15) Las Vegas Invitational, Las Vegas, Nev. (Orleans Arena)
- (16) Wooden Legacy, Fullerton, Calif. (Titan Gym)
- (17) Wooden Legacy, Anaheim, Calif. (Honda Center)
- (18) Global Sports Classic, Eugene, Ore. (Matthew Knight Arena)
- (19) Portland, Ore. (Moda Center)
- (20) Kennewick, Wash. (Toyota Center)
- (21) New York, N.Y. (Madison Square Garden)
- (22) Brooklyn Hoops Holiday Invitational, Brooklyn, N.Y. (Barclays Center)
- (23) Las Vegas, Nev. (MGM Grand Garden Arena)
- (24) Diamond Head Classic, Honolulu, Hawai'i (Stan Sheriff Center)



2014 NCAA TOURNAMENT

FIRST ROUND

Tuesday, March 18 & Wednesday, March 19:
Dayton Arena, Dayton, Ohio
(University of Dayton, host)

SECOND & THIRD ROUNDS

Thursday, March 20 & Saturday, March 22:
First Niagara Center, Buffalo, N.Y.
(Metro Atlantic Athletic Conference, host)

BMO Harris Bradley Center, Milwaukee, Wis.
(Marquette, host)

Amway Center, Orlando, Fla.
(Stetson, host)

Spokane Arena, Spokane, Wash.
(Washington State, host)

Friday, March 21 & Sunday, March 23:

PNC Arena, Raleigh, N.C.
(North Carolina State, host)

AT&T Center, San Antonio, Texas
(Texas-San Antonio, host)

Viejas Arena, San Diego, Calif.
(San Diego State, host)

Scottrade Center, St. Louis, Mo.
(Missouri Valley Conference, host)

REGIONALS

Thursday, March 27 & Saturday, March 29:
Honda Center, Anaheim, Calif.
(Big West Conference, host)

FedEx Forum, Memphis, Tenn.
(Memphis, host)

Friday, March 28 & Sunday, March 29:

Lucas Oil Stadium, Indianapolis, Ind.
(Horizon League/IUPUI, hosts)

Madison Square Garden, New York, N.Y.
(St. John's/Big East Conference, hosts)

FINAL FOUR

Saturday, April 5 and Monday, April 7:

AT&T Stadium, Dallas, Texas
(Big 12 Conference, host)

Information: www.ncaasports.com

Future Final Four Sites

- 2015 Lucas Oil Stadium, Indianapolis (April 4 & 6)
- 2016 Reliant Stadium, Houston (April 2 & 4)



Nick Johnson, Arizona



UCLA's Lew Alcindor (Kareem Abdul-Jabbar) and Bill Walton flank John Wooden - arguably two of the greatest college players and coach ever.

Then came UCLA and its unlikely-to-ever-be-duplicated-again feat of seven consecutive NCAA Championships (11 overall), which was engineered by the great John Wooden – “The Wizard of Westwood.” The Bruins actually won a pair of titles in 1964 and '65, then began their streak in 1967 (Alcindor's first season). A loss to North Carolina State in the 1974 Finals ended the streak, but UCLA came back the following season to defeat Kentucky for its 10th title in 12 years.

After UCLA captured the school's 11th title in 1995 with a victory over Arkansas, the Arizona Wildcats became the sixth Pac-12 team to capture the league's 16th men's basketball championship in 1997. The Wildcats became the first team in the history of the tournament to defeat three number one seeds (Kansas, North Carolina and Kentucky) en route to the title.



Arizona State's James Harden is one of four former Pac-12 players to play for Team USA in the 2012 London Olympics.

With 16 NCAA Championships (by six different schools) under its belt, it's easy to see why Pac-12 Basketball has as rich and as storied a tradition of hoop excellence as any Conference – if not more so.

Some of the best ever to play the game have passed through this league – Jason Kidd, Gary Payton, Kareem Abdul-Jabbar (Lew Alcindor), Bill Walton, Hank Luisetti, Sidney Wicks, Bob Houbregs, Jack Gardner. The same is true on the coaching side – John Wooden, Slats Gill, Ralph Miller, Pete Newell, Marv Harshman, Everett Dean, Lute Olson.


The “Conference of Champions” has claimed a record 16 NCAA Tournament titles, 38 NCAA Final Four Appearances, 90 consensus All-Americans, 17 National Players of the Year, 25 Naismith Memorial Basketball Hall of Fame members . . . well, you get the picture.

Pac-12 Basketball began 98 years ago with the formation of the Pacific Coast Conference. California won the first title in 1916 with a 5-3 record, ahead of competitors Oregon State (5-3) and Washington (2-6). That season also produced the league's first All-American, Ade Sieberts of Oregon State. Six teams competed the following year, and Washington State's 8-1 mark stood above the others.

With the expansion of the PCC to eight teams in 1922, the league was split into north and south divisions, with the divisional champions meeting in a playoff. Idaho defeated California in the first playoff and produced the Conference's fifth All-American in eight seasons in Al Fox.

The NCAA Tournament became a reality with the 1939 season, and a Pac-12 (PCC) team was the first to win it, as Oregon defeated Texas, Oklahoma and Ohio State en route to the title in Evanston, Ill. USC was in the Final Four the next year, while Washington State advanced to the title game in 1941, but fell to Wisconsin by five, 39-34. Stanford claimed the NCAA crown the following year with a 53-38 win over Dartmouth. Utah, which joined the Pac-12 in 2011, captured the 1944 NCAA title with a 42-40 overtime victory over Dartmouth.

Pete Newell's California Golden Bears won the 1959 NCAA title with a win over West Virginia, and were runners-up to Ohio State the following season.



Oregon State's Gary Payton was one of college basketball's most dominant players in the mid-1980's. He was inducted into the Basketball Hall of Fame in 2013.

In recent years, the Pac-12 has enjoyed a large amount of success – as evidenced by NCAA “Sweet 16” appearances in 23 of the past 26 seasons, at least half its teams in postseason play in 23 of the last 25 seasons, 12 national and freshman players of the year in the last 24 seasons and a couple of NIT pre- and postseason titles, just to name a few of the accolades – giving the Pac-12 the right to proudly be referred to as “The Conference of Champions.”

THIS IS PAC-12 BASKETBALL ...

- 16 NCAA titles - more than any other conference.
- Since 2008, the Pac-12 has had 23 players drafted in the first round of the NBA. Over the last six NBA Drafts a total of 39 Pac-12 players have been selected representing 11 of the Conference's 12 member institutions.
- Four former Pac-12 players on Team USA that won Gold at the 2012 London Olympics.





▶ Arizona State's Jordan Bachynski posted a Pac-12 record single-season record with 120 blocked shots last season. He's back to swat more in 2013-14.

▶ Oregon's Damyeon Dotson looks to guide the Ducks in defense of their Pac-12 Tournament crown.



▶ UCLA will count on a healthy Jordan Adams to lead the Bruins in coach Steve Alford's first season in Westwood.





WILDCAT FACTS

Location: Tucson, AZ 85721
Founded/Enrollment: 1885/40,200
Colors: Cardinal & Navy
 (Pantone® 200/281)
Joined Pac-12: 1978-79
All-time record: 1,645-900-1 (109 seasons)
President: Dr. Ann Weaver Hart
Faculty Rep: Jory Hancock
Athletic Director: Greg Byrne
SWA: Erika Barnes

Head Coach: Sean Miller (Pittsburgh, '92)
Career Record: 216-90 (9 years)
Arizona Record: 96-43 (4 years)
Pac-12 Record: 48-24 (4 years)
Office: (520) 621-4813
Fax: (520) 621-2202

Associate Head Coach: Joe Pasternack
Assistant Coaches: Emanuel Richardson, Damon Stoudamire

Basketball SID: Cory Walton
E-mail: corywalton@email.arizona.edu
Office: (520) 621-4163
Cell: (765) 337-2063

Local Radio: KCUB (1290 AM)

Home Court: McKale Center
 (14,545/1973)
Record in McKale: 520-102 (41 years)
Press Row Phone: (520) 621-4334
Press Will-Call: Northeast entrance
Press Row Location: Courtside across from benches, baselines, Sect. 24

RECORD HOLDERS

POINTS
Career: 2555 – Sean Elliott, 1986-89
Season: 848 – Khalid Reeves, 1994
Game: 46 – Ernie McCray vs. CSLA, 2/6/60

THREE-POINT FIELD GOALS
Career: 342 – Salim Stoudamire, 2002-05
Season: 120 – Salim Stoudamire, 2005
Game: 9 – Salim Stoudamire vs. Oregon State, 2/20/05

REBOUNDS
Career: 1190 – Al Fleming, 1973-76
Season: 375 – Jordan Hill, 2008-09
Game: 26 – Bill Reeves vs. UCSB, 2/1/56
 Joe Skaisgir vs. CSLA, 1/31/62

ASSISTS
Career: 810 – Russell Brown, 1978-81
Season: 247 – Russell Brown, 1979
Game: 19 – Russell Brown vs. Grand Canyon, 12/8/79

STEALS
Career: 245 – Jason Terry, 1996-99
Season: 85 – Jason Terry, 1997
Game: 9 – Bennett Davison vs. Stanford, 2/28/98

BLOCKED SHOTS
Career: 278 – Anthony Cook, 1986-89
Season: 102 – Loren Woods, 2000
Game: 14 – Loren Woods vs. Oregon, 2/3/00

ARIZONA NUMERICAL ROSTER

No.	Name	Pos.	Ht.	Wt.	Yr.	Exp.	Hometown (Last School)
1	Gabe York	G	6-2	185	So.	1L	Orange Calif. (Orange Lutheran HS)
4	T.J. McConnell	G	6-1	190	Sr.	1L	Pittsburgh, Pa. (Duquesne)
11	Aaron Gordon	F	6-8	210	Fr.	HS	San Jose, Calif. (Archbishop Mitty)
13	Nick Johnson	G	6-3	200	Jr.	2L	Gilbert, Ariz. (Findlay Prep HS (Nev.))
20	Jordin Mayes	G	6-3	200	Sr.	3L	Los Angeles, Calif. (Westchester HS)
21	Brandon Ashley	F	6-8	235	So.	1L	San Francisco, Calif. (Findlay Prep HS (Nev.))
23	Rondae Hollis-Jefferson	F	6-7	205	Fr.	HS	Chester, Pa. (Chester HS)
24	Pitts, Elliott	G	6-5	180	Fr.	HS	Dublin, Calif. (De La Salle HS)
31	Matt Korcheck	F	6-10	225	Jr.	JC	Tuscon, Ariz. (Cochise College (Ariz.))
33	Zach Peters	F	6-10	238	Fr.*	TR	Plano, Texas (Kansas)
35	Kaleb Tarczewski	C	7-0	255	So.	1L	Claremont, N.H. (St. Mark's School (Mass.))
44	Trey Mason	G	6-2	180	Fr.	HS	Los Angeles, Calif. (Loyola HS)
50	Jacob Hazzard	G	5-11	165	So.	HS#	Los Angeles, Calif. (Loyola HS)
52	Chris Johnson	F	6-6	210	Jr.	TR	Gilbert, Ariz. (Cal State San Bernadino)
54	Eric Conklin	F	6-7	240	Fr.	HS	Scottsdale, Ariz. (Chaparral HS)
55	Drew Mellon	F	6-6	210	Jr.	2L#	Santa Ana, Calif. (Mater Dei HS)

* - Has used redshirt year. # - Walk-on. Returning starter in **bold**.



HEAD COACH - SEAN MILLER

- Appointed Arizona's head men's basketball coach on April 7, 2009, becoming the sixth head coach in the last 83 years.
- In just his second year at Arizona, earned Pac-10 Coach of the Year honors as he led the Wildcats to their 12th league title, the school's third 30-win season and an NCAA Elite Eight appearance.
- Coached Xavier to three straight Atlantic-10 Conference regular season championships while compiling a 120-47 (.719) record in five seasons.
- In 2007-08, set a record for most victories in a season at Xavier, 30, earning Atlantic-10 Conference Coach of the Year honors.
- Played on the United States' 1991 World University Games team that earned a gold medal.

MILLER YEAR-BY-YEAR

Year	School	ALL W-L	CONFERENCE W-L	Fin.	Conf.	POSTSEASON NCAA	Other
2004-05	Xavier	17-12	10-6	T2nd	A-10		
2005-06	Xavier	21-11	8-8	T7th	A-10	0-1	
2006-07	Xavier	25-9	13-3	T1st	A-10	1-1	
2007-09	Xavier	30-7	14-2	1st	A-10	3-1	
2008-09	Xavier	27-8	12-4	1st	A-10	2-1	
<i>Xavier totals (5 years)</i>		<i>120-47 (.719)</i>	<i>57-23 (.713)</i>			<i>6-4 (.600)</i>	<i>0-0</i>
2009-10	Arizona	16-15	10-8	4th	Pac-10		
2010-11	Arizona	30-8	14-4	1st	Pac-10	3-1	
2011-12	Arizona	23-12	12-6	4th	Pac-12		0-1 (NIT)
2012-13	Arizona	27-8	12-6	T2nd	Pac-12	2-1	
<i>Arizona totals (4 years)</i>		<i>96-43 (.691)</i>	<i>48-24 (.658)</i>			<i>5-2 (.714)</i>	<i>0-1</i>
Career totals (9 years)		216-90 (.706)	105-47 (.691)			11-6 (.647)	0-1



2013-14 SCHEDULE

Table with columns for month (October, November, December, January, February, March) and game details including date, opponent, time, and broadcast network.

- (1) NIT Season Tip Off, Tucson, Ariz.
(2) NIT Season Tip Off, New York, N.Y. (Madison Square Garden)
(3) Las Vegas, Nev. (MGM Grand Garden Arena)

* Pac-12 game
Game times local to site.

2012-13 RESULTS (27-8, 12-6)

Table with columns for date, opponent, result (W/L), and score.

- (1) Diamond Head Classic, Honolulu, Hawaii
(2) Pac-12 Tournament, Las Vegas, Nev. (MGM Grand Garden Arena)
(3) NCAA Second and Third Rounds, Salt Lake City, Utah (Energy Solutions Arena)
(4) NCAA Sweet Sixteen, Los Angeles, Calif. (Staples Center)
*Pac-12 Conference Game. Rankings listed are Associated Press.

RECENT FINISHES

Table with columns for Year, CONF. W-L, Fin., ALL W-L, and Post. showing performance in various conferences and tournaments.

* - Pac-10 Tournament Champion
^ - NCAA Final Four
- NCAA Champion
+ - NCAA runner-up

2012-13 ARIZONA STATISTICS (Overall: 27-8, Pac-12: 12-6/2nd)

Comprehensive statistics table for the 2012-13 season, including player names, GP-GS, Min/Avg, FG-A, Pct, 3-PTS, FT-A, Pct, REBOUNDS, PF-FO, A, TO, Blk, Stl, Pts, and Avg.

SUN DEVIL FACTS

Location: Tempe, AZ 85287-2505
Founded/Enrollment: 1885/73,373
Colors: Maroon & Gold (Pantone® 208/123)
Joined Pac-12: 1978-79
All-time Record: 1,272-1,143 (101 years)

President: Dr. Michael Crow
Faculty Rep: Dr. Gary Grossman
Athletic Director: Steve Patterson
SWA: Dawn Rogers

Head Coach: Herb Sendek
 (Carnegie-Mellon, '85)
Career Record: 374-267 (20 years)
ASU Record: 120-109 (7 years)
Pac-12 Record: 53-73 (7 years)
Office: (480) 965-3261
Fax: (480) 965-9082

Associate Head Coach: Eric Musselman
Assistant Coaches: Larry Greer, Stan Johnson

Basketball SID: Doug Tammaro
E-Mail: tammaro@asu.edu
Office: (480) 965-5799
Cell: (480) 734-7795

Local Radio: KTAR (620 AM)

Home Court: Wells Fargo Arena
 (10,734/1974)

Record in WFA: 374-180 (35 years)
Press Row Phone: (480) 965-7274/4778
Press Will-Call: Ticket office, west side
Press Row Location: Courtside and above opponent bench

RECORD HOLDERS

POINTS

Career: 2044 – Eddie House, 1997-2000
Season: 736 – Eddie House, 2000
Game: 61 – Eddie House vs. Cal, 1/8/00

THREE-POINT FIELD GOALS

Career: 323 – Stevin Smith, 1991-94
Season: 113 – Stevin Smith, 1993
Game: 10 – Twice. Last, Stevin Smith vs. Oregon State, 1/27/94

REBOUNDS

Career: 1022 – Tony Cerkvienik, 1960-63
Season: 415 – Tony Cerkvienik, 1961
Game: 27 – Mark Landsberger vs. San Diego State, 12/3/76

ASSISTS

Career: 551 – Derek Glasser, 2007-10
Season: 294 – Ahlon Lewis, 1998
Game: 16 – Ahlon Lewis vs. Northern Arizona, 12/23/97

STEALS

Career: 258 – Eddie House, 1997-2000
Season: 76 – Lafayette Lever, 1982
Game: 8 – Four times. Last, Stevin Smith vs. Alaska-Anchorage, 1/2/93

BLOCKED SHOTS

Career: 191 – Mario Bennett, 1992-95
Season: 120 – Jordan Bachynski, 2013
Game: 12 – Jordan Bachynski vs. Cal State Northridge, 12/8/12

ARIZONA STATE NUMERICAL ROSTER

No.	Name	Pos.	Ht.	Wt.	Yr.	Exp.	Hometown (Last School)
1	Jahii Carson	G	5-11	180	So.*	1L	Mesa, Ariz. (Mesa HS)
3	Chance Murray	G	6-3	190	Fr.	HS	Los Angeles, Calif. (Price HS)
4	Bo Barnes	G	6-4	190	Jr.*	1L	Scottsdale, Ariz. (Hawaii)
5	Richie Edwards	F	6-7	230	Sr.*	TR	Lakeland, Fla. (Valparaiso)
10	Christian Pino	G	5-9	160	Fr.	HS	Romulus, Mich. (Romulus HS)
11	Calaen Robinson	G	6-2	170	Fr.*	SQ	Tempe, Ariz. (Corona del Sol HS)
12	D.J. Henderson	G	6-0	170	Fr.	HS	Mesa, Ariz. (Mesa HS)
13	Jordan Bachynski	C	7-2	250	Sr.	3L	Calgary, Alberta, Canada (Centennial HS)
15	Egor Koulechov	F	6-5	205	Fr.	HS	Volgograd, Russia (Sagemont HS (Fla.))
21	Eric Jacobsen	F/C	6-10	250	So.	1L	Chandler, Ariz. (Hamilton HS)
22	Jarett Upchurch	G	6-0	195	Jr.	TR	Scottsdale, Ariz. (Eastern Wyoming)
24	Sai Tummala	F	6-6	210	So.	TR	Phoenix, Ariz. (Salt Lake CC)
31	Jonathan Gilling	F	6-7	215	Jr.	2L	Rungsted Kyst, Denmark (Horsholm 79ers)
32	Brandan Kearney	F	6-5	190	Jr.*	TR	Detroit, Mich. (Michigan State)
33	Dave Whitmore	G	6-6	210	Sr.	1L	Tempe, Ariz. (Corona Del Sol HS)
34	Jermaine Marshall	W	6-4	215	Sr.	TR	Etters, Pa. (Penn State)
40	Shaquille McKissic	F	6-3	200	Jr.	TR	Seattle, Wash. (Edmonds CC)

* - Has used redshirt year. Returning starter in **bold**.



HEAD COACH - HERB SENDEK

- Named the 13th men's basketball coach at Arizona State on April 3, 2006. In just his third season, he guided ASU to its most wins (25) in 30 years.
- Named 2009-10 Pac-10 Coach of the Year after leading ASU to a 22-11 record and second-place finish, equalling its best-ever finish in Pac-10 play. Led ASU to three consecutive 20-win seasons (08-10) for the first time since 1961-63.
- Led N.C. State to five 20-win seasons and nine postseason appearances in 10 years. Took N.C. State to the NCAA Tournament the last five seasons.
- ACC Coach of the Year in 2003-04 after leading N.C. State to a 11-5 league record, the most wins in ACC play for the Wolfpack since 1974.
- MAC Coach of the Year in 1994-95 after leading Miami to a 23-7 record.
- Ten former assistants earned Division I head coaching jobs, including eight currently.

SENDEK YEAR-BY-YEAR

Year	School	ALL		CONFERENCE			POSTSEASON	
		W-L	W-L	Fin.	Conf.	NCAA	Other	
1993-94	Miami (Ohio)	19-11	12-6	2nd	MAC		0-1 (NIT)	
1994-95	Miami (Ohio)	23-7	16-2	1st	MAC	1-1		
1995-96	Miami (Ohio)	21-8	12-6	3rd	MAC		0-1 (NIT)	
<i>Miami (Ohio) totals (3 years)</i>		<i>63-26 (.708)</i>	<i>40-14 (.741)</i>			<i>1-1 (.500)</i>	<i>0-2 (.000)</i>	
1996-97	North Carolina State	17-15	4-12	8th	ACC		1-1 (NIT)	
1997-98	North Carolina State	17-15	5-11	8th	ACC		1-1 (NIT)	
1998-99	North Carolina State	19-14	6-10	5th	ACC		1-1 (NIT)	
1999-00	North Carolina State	20-14	6-10	6th	ACC		3-2 (NIT)	
2000-01	North Carolina State	13-16	5-11	7th	ACC			
2001-02	North Carolina State	23-11	9-7	T3rd	ACC	1-1		
2002-03	North Carolina State	18-13	9-7	4th	ACC	0-1		
2003-04	North Carolina State	21-10	11-5	2nd	ACC	1-1		
2004-05	North Carolina State	21-14	7-9	6th	ACC	2-1		
2005-06	North Carolina State	22-10	10-6	4th	ACC	1-1		
<i>N.C. State totals (10 years)</i>		<i>191-132(.591)</i>	<i>72-88 (.450)</i>			<i>5-5 (.500)</i>	<i>6-5 (.545)</i>	
2006-07	Arizona State	8-22	2-16	10th	Pac-10			
2007-08	Arizona State	21-13	9-9	T5th	Pac-10		2-1 (NIT)	
2008-09	Arizona State	25-10	11-7	T3rd	Pac-10	1-1		
2009-10	Arizona State	22-11	12-6	2nd	Pac-10		0-1	
2010-11	Arizona State	12-19	4-14	10th	Pac-10			
2011-12	Arizona State	10-21	6-12	10th	Pac-12			
2012-13	Arizona State	22-13	9-9	T6th	Pac-12		1-1	
<i>Arizona State totals (7 years)</i>		<i>120-109 (.524)</i>	<i>53-73 (.421)</i>			<i>1-1</i>	<i>3-3 (.500)</i>	
Career totals (20 years)		374-267 (.583)	165-175 (.485)			7-7 (.500)	9-10 (.473)	



2013-14 SCHEDULE

November

Table with 3 columns: Date, Opponent, Time/TV. Includes games against UMBC, Miami (OH), Idaho State, UNLV, Bradley, Marquette, vs. Creighton (1), and Charleston or San Diego St. (1).

December

Table with 3 columns: Date, Opponent, Time/TV. Includes games at Wooden Legacy (2), DePaul, Grambling, Texas Tech, and UC Irvine.

January

Table with 3 columns: Date, Opponent, Time/TV. Includes games against Washington, Washington State, USC, UCLA, Arizona, Utah, Colorado, and California.

February

Table with 3 columns: Date, Opponent, Time/TV. Includes games at Stanford, Oregon State, Oregon, Arizona, Colorado, and Stanford.

March

Table with 3 columns: Date, Opponent, Time/TV. Includes games against California, Oregon, Oregon State, and Pac-12 Tournament (2).

- (1) Wooden Legacy, Fullerton, Calif. (Titan Gym)
(2) Wooden Legacy, Anaheim, Calif. (Honda Center)
(3) Las Vegas, Nev. (MGM Grand Garden Arena)

* Pac-12 Game
Game times local to site.

2012-13 RESULTS (22-13, 9-9)

Table with 4 columns: Date, Opponent, Result, Score. Lists 32 games including Central Arkansas, Florida A&M, Cornell, Arkansas (1), #14 Creighton (1), Arkansas-Pine Bluff, Sacramento State, Hartford, Cal State Northridge, DePaul, Dartmouth, at Texas Tech, Coppin State, Utah*, Colorado*, at Oregon State*, at Oregon*, #7 Arizona*, USC*, UCLA*, at Washington State*, at Washington*, California*, Stanford*, at Utah*, at Colorado*, Washington State*, Washington*, at UCLA*, at USC*, at #18 Arizona*, vs. Stanford (2), vs. #21 UCLA (2), vs. Detroit (3), and at Baylor (4).

- (1) Continental Tire Las Vegas Invitational, Las Vegas, Nev. (Orleans Arena)
(2) Pac-12 Tournament, Las Vegas, Nev. (MGM Grand Garden Arena)
(3) NIT First Round, Tempe, Ariz.
(4) NIT Second Round, Waco, Texas
*Pac-12 Conference Game. Rankings listed are Associated Press.

RECENT FINISHES

Table with 5 columns: Year, CONF. W-L, Fin., ALL W-L, Post. Shows recent finishes for various years from 78-79 to 12-13 across different conferences and NCAA/NIT events.

! - NCAA Sweet Sixteen

2012-13 ARIZONA STATE STATISTICS (Overall: 22-13, Pac-12: 9-9)

Large table with 20 columns: Player, GP-GS, Min/Avg, TOTAL FG-A Pct, 3-PTS 3FG-A Pct, FT-A Pct, REBOUNDS Off/Def Tot Avg, PF-FO, A, TO, Blk, Stl, Pts, Avg. Includes totals for ARIZONA STATE and Opponents.

GOLDEN BEAR FACTS

Location: Berkeley, CA 94720
Founded/Enrollment: 1868/35,409
Colors: Blue & Gold (Pantone® 282/116)
Joined Pac-12: 1915-16
All-time Record: 1,468-1,096 (103 years)

Chancellor: Nicholas Dirks
Faculty Rep: Bob Jacobsen
Athletic Director: Sandy Barbour
SWA: Teresa Kuehn-Gould

Head Coach: Mike Montgomery
 (Long Beach State '68)
Career Record: 656-303 (31 years)
California Record: 109-59 (5 years)
Pac-12 Record: 272-142 (23 years)
Office: (510) 642-0361
Fax: (510) 642-6807

Associate Head Coach: Travis DeCuir
Assistant Coaches: John Montgomery, Gregg Gottlieb

Basketball SID: Doug Drabik
E-Mail: ddrabik@berkeley.edu
Office: (510) 642-3611
Cell: (510) 517-9059

Local Radio: KGO (810 AM)

Home Court: Haas Pavilion (11,877/1999)
Record in Haas Pavilion/Harmon Gym: 700-338 (73 years)
Press Row Phone: (510) 642-3098
Press Will-Call: East entrance
Press Row Locations: East side of court

RECORD HOLDERS

POINTS
Career: 1835 – Jerome Randle, 2007-10
Season: 729 – Lamond Murray, 1994
Game: 48 – Ed Gray vs. Wash. St., 2/22/97

THREE-POINT FIELD GOALS
Career: 252 – Jerome Randle, 2007-10
Season: 92 – Jerome Randle 2009-10
Game: 9 – Joe Shipp vs. Fresno State, 12/11/01

REBOUNDS
Career: 1019 – Bob McKeen, 1952-55
Season: 382 – Ansley Truitt, 1972
Game: 27 – Bob Presley vs. St. Mary's, 12/6/67

ASSISTS
Career: 546 – Keith Smith, 1987-90
Season: 272 – Jason Kidd, 1994
Game: 18 – Jason Kidd vs. Stanford, 1/20/94

STEALS
Career: 204 – Jason Kidd, 1993-94
Season: 110 – Jason Kidd, 1993
Game: 8 – Jason Kidd vs. Washington, 1/28/93; A.J. Diggs vs. Cleveland State, 11/30/02

BLOCKED SHOTS
Career: 206 – Michael Stewart, 1994-97
Season: 62 – David Kravish, 2013
Game: 7 – Three times. Last, Michael Stewart vs. Stanford, 1/19/95

CALIFORNIA NUMERICAL ROSTER

No.	Name	Pos.	Ht.	Wt.	Yr.	Exp.	Hometown (Last School)
1	Justin Cobbs	G	6-2	195	Sr.*	2L	Los Angeles, Calif. (Minnesota)
2	Sam Singer	G	6-4	195	Fr.	HS	Miami, Fla. (Ransom Everglades HS)
3	Tyrone Wallace	G	6-4	186	So.	1L	Bakersfield, Calif. (Bakersfield HS)
10	Garrett Galvin	G	6-4	198	So.	1L	Rancho Santa Fe, Calif. (Torrey Pines HS)
12	Roger Moute a Bidias	F	6-7	200	Fr.	HS	Cameron (Notre Dame Prep (Mass.))
14	Christian Behrens	F	6-9	225	So.*	1L	Maple Valley, Wash. (Tahoma HS)
20	Kahlil Johnson	G	6-7	206	So.	1L	Los Angeles, Calif. (Price HS)
21	Jeff Powers	G	6-7	223	Sr.*	2L	Clayton, Calif. (Denver)
22	Jordan Matthews	G	6-4	200	Fr.	HS	Santa Monica, Calif. (Santa Monica HS)
23	Jabari Bird	G	6-6	190	Fr.	HS	Richmond, Calif. (Salesian HS)
24	Ricky Kreklow	G	6-6	210	Jr.*	TR	Columbia, Mo. (Missouri)
35	Richard Solomon	F	6-10	235	Sr.	3L	Los Angeles, Calif. (Price HS)
44	Kameron Rooks	C	7-0	270	Fr.	HS	San Marcos, Calif. (Mission Hills HS)
45	David Kravish	F	6-9	210	So.	1L	Lee's Summit, Mo. (Lee's Summit North HS)

* - Has used redshirt year. Returning starter in **bold**.



HEAD COACH - MIKE MONTGOMERY

- Named California's 15th head men's basketball coach on April 5, 2008.
- Guided Cal to the Pac-10 title in 2010 - Cal's first league title in 50 years.
- Four-time Pac-10 Coach of the Year during his 18 years at Stanford. Led the Cardinal to 12 NCAA Tournament appearances, including the 1998 Final Four. His 1991 squad captured the postseason NIT title.
- Won 20 or more games in a season 19 times - 13 at Stanford, four times at Montana, and three times at California. Posted 30 or more victories three times.
- Earned John R. Wooden "Legends of Coaching" Lifetime Achievement Award.
- Spent two seasons as head coach of the NBA's Golden State Warriors (2005-06), where he compiled a 68-96 record.

MONTGOMERY YEAR-BY-YEAR		ALL	CONFERENCE	POSTSEASON			
Year	School	W-L	W-L	Fin.	Conf.	NCAA	Other
1978-79	Montana	14-13	7-7	T4th	Big Sky		
1979-80	Montana	17-11	8-6	3rd	Big Sky		
1980-81	Montana	19-9	11-3	T2nd	Big Sky		
1981-82	Montana	17-10	10-4	2nd	Big Sky		
1982-83	Montana	21-8	9-5	T3rd	Big Sky		
1983-84	Montana	23-7	9-5	T2nd	Big Sky		
1984-85	Montana	22-8	10-4	T2nd	Big Sky		0-1 (NIT)
1985-86	Montana	21-11	9-5	T1st	Big Sky		0-1 (NIT)
<i>Montana totals (8 years)</i>		<i>154-77 (.667)</i>	<i>73-39 (.652)</i>				<i>0-2 (.000)</i>
1986-87	Stanford	15-13	9-9	6th	Pac-10		
1987-88	Stanford	21-12	11-7	4th	Pac-10		1-1 (NIT)
1988-89	Stanford	26-7	15-3	2nd	Pac-10	0-1	
1989-90	Stanford	18-12	9-9	6th	Pac-10		0-1 (NIT)
1990-91	Stanford	20-13	8-10	T5th	Pac-10		5-0& (NIT)
1991-92	Stanford	18-11	10-8	4th	Pac-10	0-1	
1992-93	Stanford	7-23	2-16	10th	Pac-10		
1993-94	Stanford	17-11	10-8	T4th	Pac-10		0-1 (NIT)
1994-95	Stanford	20-9	10-8	T5th	Pac-10	1-1	
1995-96	Stanford	21-8^	13-5^	3rd	Pac-10	1-1	
1996-97	Stanford	22-8	12-6	T2nd	Pac-10	2-1	
1997-98	Stanford	30-5	15-3	2nd	Pac-10	4-1*	
1998-99	Stanford	26-7	15-3	1st	Pac-10	1-1	
1999-00	Stanford	27-4	15-3	T1st	Pac-10	1-1	
2000-01	Stanford	31-3	16-2	1st	Pac-10	3-1	
2001-02	Stanford	20-10	12-6	T2nd	Pac-10	1-1	
2002-03	Stanford	24-9	14-4	2nd	Pac-10	1-1	
2003-04	Stanford	30-2	17-1	1st#	Pac-10	1-1	
<i>Stanford totals (18 years)</i>		<i>393-167 (.702)</i>	<i>213-111 (.657)</i>			<i>16-12 (.571)</i>	<i>6-3 (.667)</i>
2008-09	California	22-11	11-7	T3rd	Pac-10	0-1	
2009-10	California	24-11	13-5	1st	Pac-10	1-1	
2010-11	California	18-15	10-8	T4th	Pac-10		1-1 (NIT)
2011-12	California	24-10	13-5	T2nd	Pac-12	0-1	
2012-13	California	21-12	12-6	T2nd	Pac-12	1-1	
<i>California totals (5 years)</i>		<i>109-59 (.649)</i>	<i>59-31 (.656)</i>			<i>2-4 (.500)</i>	<i>1-1 (.500)</i>
Career totals (30 years)		656-303 (.681)	356-188 (.654)			18-15 (.545)	7-7 (.500)

& - National Invitation Tournament Champion. * - NCAA Final Four. # - Pac-10 Tournament Champion



2013-14 SCHEDULE

November

Table with 3 columns: Date, Opponent, Time/TV. Includes games like Humboldt State, Coppin State, Denver, Oakland, Southern Utah, Arkansas (1), Minnesota or Syracuse (1), EA Sports Maui Invitational (1).

December

Table with 3 columns: Date, Opponent, Time/TV. Includes games like UC Irvine, UC Santa Barbara, Nevada, Fresno State, Creighton, Furman.

January

Table with 3 columns: Date, Opponent, Time/TV. Includes games like Stanford, Oregon, Oregon State, Washington, Washington State, USC, UCLA, Arizona State.

February

Table with 3 columns: Date, Opponent, Time/TV. Includes games like Arizona, Stanford, Washington State, UCLA, USC, Arizona.

March

Table with 3 columns: Date, Opponent, Time/TV. Includes games like Arizona State, Utah, Colorado, Pac-12 Tournament (2).

(1) Maui Invitational, Maui, Hawai' (Lahaina Civic Center)
(2) Las Vegas, Nev. (MGM Grand Garden Arena)

* Pac-12 Game
Game times local to site.

2012-13 RESULTS (21-12, 12-6)

Table with 4 columns: Date, Opponent, Result, Score. Lists 33 games from 11/11 to 3/23, including opponents like Cal State Bakersfield, Pepperdine, Drake, Georgia Tech, Pacific, Wisconsin, UNLV, Creighton, UC Santa Barbara, Prairie View A&M, Harvard, UCLA, USC, Washington, Washington State, Stanford, Utah, Colorado, Oregon State, Oregon, Arizona State, Arizona, UCLA, USC, Stanford, Utah (2), UNLV (3), Syracuse (3).

(1) Anaheim Classic, Anaheim, Calif. (Convention Center)
(2) Pac-12 Tournament, Las Vegas, Nev. (MGM Grand Garden Arena)
(3) NCAA Second and Third Rounds, San Jose, Calif. (HP Pavillion)
*Pac-12 Conference Game. Rankings listed are Associated Press.

RECENT FINISHES

Table with 5 columns: Year, CONF. W-L, Fin., ALL W-L, Post. Lists recent finishes from 78-79 to 12-13 across various conferences and post-season results.

^ Required by NCAA to forfeit five league victories and 13 wins overall in 1994-95 and nine league victories and 15 victories overall in 1995-96. Cal's 1996 NCAA appearance also was vacated.

2012-13 CALIFORNIA STATISTICS (Overall: 21-12, Pac-12: 12-6)

Table with 19 columns: Player, GP-GS, Min/Avg, TOTAL FG-A Pct, 3-PTS 3FG-A Pct, FT-A Pct, REBOUNDS Off/Def Tot Avg, PF-FO, A, TO, Blk, Stl, Pts, Avg. Lists statistics for 20 players and team totals for California and Opponents.



BUFFS FACTS

Location: Boulder, CO 80309
Founded/Enrollment: 1876/29,884
Colors: Silver, Black, Gold
Joined Pac-12: 2011-12
All-time Record: 1,197-1,125 (113 years)

President: Bruce Benson
Faculty Rep: David Clough
Athletic Director: Rick George
SWA: Ceal Barry

Head Coach: Tad Boyle
 (Kansas '85)
Career Record: 125-104 (7 years)
Colorado Record: 69-38 (3 years)
Pac-12 Record: 21-15 (2 years)
Office: (303) 492-6877
Fax: (303) 492-6607

Assistant Coaches: Jean Prioleau, Mike Rohn, Rodney Billups

Basketball SID: Andrew Green
E-Mail: andrew.green@colorado.edu
Office: (303) 492-3812
Cell: (720) 470-9780

Local Radio: 850 KOA

Home Court: Coors Events Center
 (11,064/1979)
Record in Coors Events Center:
 359-158 (34 years)
Press Row Phone: (303) 492-1552
Press Will-Call: Southwest entrance
Press Row Locations: Section 1552 or 4381

RECORD HOLDERS

POINTS

Career: 2001 – Cory Higgins 2007-11; Richard Roby, 2004-08
Season: 779 – Alec Burks, 2010-2011
Game: 47 – Cliff Meely vs. Oklahoma, 2/13/71

THREE-POINT FIELD GOALS

Career: 257 – Blair Wilson, 2000-04
Season: 87 – Kenny Price 1998-99
Game: 9 – Kenny Price vs. Texas, 3/5/99

REBOUNDS

Career: 1054 – Stephane Pelle, 1999-03
Season: 401- André Roberson, 2012
Game: 31 – Burdette Haldorson vs. Oklahoma, 12/29/52

ASSISTS

Career: 562 – Jay Humphries, 1981-84
Season: 194 – Jose Winston, 2000-01
Game: 15 – Jose Winston vs. Coppin St., 1/2/01

STEALS

Career: 309 – Jay Humphries, 1980-84
Season: 115 – Jay Humphries, 1982-83
Game: 10 – Jay Humphries vs. Wis.-Milwaukee, 1/15/83

BLOCKED SHOTS

Career: 225 – David Harrison, 2001-04
Season: 106 – David Harrison, 2002-03
Game: 11 – David Harrison vs. Nebraska, 3/8/03

COLORADO NUMERICAL ROSTER

No.	Name	Pos.	Ht.	Wt.	Yr.	Exp.	Hometown (Last School)
0	Askia Booker	G	6-2	170	Jr.	1L	Los Angeles, Calif. (Price HS)
1	Wesley Gordon	F	6-9	225	Fr.*	HS	Colorado Springs, Colo. (Sierra HS)
2	Xavier Johnson	F	6-7	220	So.	1L	Los Angeles, Calif. (Mater Dei HS)
3	Xavier Talton	G	6-2	180	So.	1L	Sterling, Colo. (Sterling HS)
5	Eli Stalzer	G	6-3	185	So.	1L	Brea, Calif. (Mater Dei HS)
10	Tre'Shaun Fletcher	G/F	6-7	200	Fr.	HS	Tacoma, Wash. (Lincoln HS)
11	Chris Jenkins	F	6-7	185	So.	1L	Detroit, Mich. (Univ. of Detroit Jesuit HS)
12	Kevin Nelson	G	6-2	185	Sr.	1L	Albuquerque, N.M. (Missouri St. Univ. West Plains)
13	Dustin Thomas	F	6-7	220	Fr.	HS	Texarkana, Texas (Pleasant Grove HS)
14	Beau Gamble	G	6-0	180	Jr.*	1L	Boulder, Colo. (Santa Clara) (Fairview HS)
23	John Hopkins	G	6-5	190	Fr.	HS	Mesa, Ariz. (Dobson HS)
24	George King	G/F	6-5	208	Fr.	HS	San Antonio, Texas (Brennan HS)
25	Spencer Dinwiddie	G	6-6	200	Jr.	2L	Woodland Hills, Calif. (Taft HS)
32	Ben Mills	C	7-0	230	Sr.	3L	Hartland, Wis. (Arrowhead HS)
40	Josh Scott	F	6-10	245	So.	1L	Monument, Colo. (Lewis-Palmer HS)

*- Has used redshirt year. Returning starter in **bold**.



HEAD COACH - TAD BOYLE

- First CU head coach in 50 years since Sox Walseth (1961-62 & 1962-63) to lead the Buffs to back-to-back NCAA Tournament appearances (2011-12 & 2012-13)
- Won the 2011-12 Pac-12 Tournament. First league team to win four tournament games to capture the title. CU's first conference title since 1968-69 (Big 8 Conference).
- 18th head coach in school history and is 69-38 in his three years in Boulder; 69 wins are the most in any three-year span in school history. Boyle is also 44-7 at the Coors Event Center.
- First CU coach to lead Buffs to three-consecutive post-season appearances (2010-11 NIT semifinal; 2011-12 NCAA 3rd Round; 2012-13 NCAA 2nd Round).
- First CU coach to win 20 games in each of his first three years and first CU coach to have three 20+ winning seasons.
- 94-46 (.671) coaching record over the last four years, including a 25-8 record at Northern Colorado, 2009-10).

Year	School	ALL			CONFERENCE			POSTSEASON	
		W-L	W-L	Fin.	Conf.	NCAA	Other		
2006-07	Northern Colorado	4-24	2-14	--	Big Sky				
2007-08	Northern Colorado	13-16	6-10	T7th	Big Sky				
2008-09	Northern Colorado	14-18	8-8	5th	Big Sky				
2009-10	Northern Colorado	25-8	12-4	2nd	Big Sky				
<i>Northern Colorado (4 years)</i>		<i>56-66 (.460)</i>	<i>28-36 (.438)</i>				<i>0-0</i>	<i>0-0</i>	
2010-11	Colorado	24-14	8-8	T5th	Big 12			3-1& (NIT)	
2011-12	Colorado	24-12	11-7	T5th#	Pac-12		1-1		
2012-13	Colorado	21-12	10-8	5th	Pac-12		0-1		
<i>Colorado totals (3 years)</i>		<i>69-38 (.649)</i>	<i>29-23 (.558)</i>				<i>1-2 (.333)</i>	<i>3-1 (.750)</i>	
Career totals (7 years)		125-104 (.546)	57-59 (.491)				1-2 (.333)	3-1 (.750)	

& - NIT Semifinals
 # - Pac-12 Tournament Champions



2013-14 SCHEDULE

November

Table with 3 columns: Date, Opponent, Time/TV. Includes games vs. Baylor (1), UT Martin, Wyoming, Jackson State, Arkansas State, UC Santa Barbara, Harvard, and Air Force.

December

Table with 3 columns: Date, Opponent, Time/TV. Includes games at Colorado State, Kansas, Elon, vs. Oklahoma State (2), and Georgia.

January

Table with 3 columns: Date, Opponent, Time/TV. Includes games at Oregon State, Oregon, Washington State, Washington, UCLA, USC, and Arizona.

February

Table with 3 columns: Date, Opponent, Time/TV. Includes games at Utah, Washington State, Washington, at UCLA, at USC, Arizona State, and Arizona.

March

Table with 3 columns: Date, Opponent, Time/TV. Includes games at Utah, at Stanford, at California, and Pac-12 Tournament (2).

- (1) Tip-Off Showcase, Dallas, Texas (American Airlines Center)
(2) Las Vegas, Nev. (MGM Grand Garden Arena)
(2) Las Vegas, Nev. (MGM Grand Garden Arena)

* Pac-12 Game
Game times local to site.

2012-13 RESULTS (21-12, 10-8)

Table with 4 columns: Date, Opponent, Result, Score. Lists 32 games from 11/9 to 3/22, including wins and losses against various opponents.

- (1) DIRECTV Charleston Classic, Charleston, S.C.
(2) Pac-12 Tournament, Las Vegas, Nev. (MGM Grand Garden Arena)
(3) NCAA Second Round, Austin, Texas (Frank Erwin Center)
*Pac-12 Conference Game. Rankings listed are Associated Press.

RECENT FINISHES

Table with 5 columns: Year, CONF. W-L, Fin., ALL W-L, Post. Shows performance from 1978-79 to 2012-13, including conference finishes and national tournament results.

1979-96 - member of Big 8
1997-2011 - member of Big 12

& - NIT Semifinalist

2012-13 COLORADO STATISTICS (Overall: 21-12, Pac-12; 10-8/5th)

Comprehensive statistics table for the 2012-13 season. Columns include Player, GP-GS, Min/Avg, TOTAL FG-A Pct, 3-PTS 3FG-A Pct, FT-A Pct, REBOUNDS Off/Def Tot Avg, PF-FO, A, TO, Blk, Stl, Pts, Avg. Includes totals for COLORADO and Opponents.

DUCK FACTS

Location: Eugene, OR 97401
Founded/Enrollment: 1876/25,000
Colors: Green & Yellow
 (Pantone® 342 5C/Pantone Yellow C)
Joined Pac-12: 1916-17
All-Time Record: 1,505-1,305 (107 years)

President: Michael R. Gottfredson
Faculty Rep: Dr. James O'Fallon
Athletic Director: Rob Mullens
SWA: Lisa Peterson

Head Coach: Dana Altman
 (Eastern New Mexico '80)
Career Record: 483-280 (24 years)
Oregon Record: 73-37 (3 years)
Pac-12 Record: 32-22 (3 years)
Office: (541) 346-4346
Fax: (541) 346-4482

Assistant Coaches: Brian Fish, Tony Stubblefield, Kevin McKenna

Basketball SID: Greg Walker
E-mail: gswalker@uoregon.edu
Office: (541) 346-2252
Cell: (541) 954-8775

Local Radio: KUGN (590 AM)

Home Court: Matthew Knight Arena
 (12,369/2011)

Record in Matthew Knight Arena:
 43-11 (2.5 years)

Press Row Phone: (541) 346-4497
Press Will-Call: Box Office, 13th Ave. side
Press Row Location: Corner seating in arena on east side

RECORD HOLDERS

POINTS

Career: 2085 – Ron Lee, 1973-76
Season: 745 – Terrell Brandon, 1991
Game: 43 – Greg Ballard vs. Oral Roberts, 3/9/77

THREE-POINT FIELD GOALS

Career: 345 –Tajuan Porter, 2007-10
Season: 110 – Tajuan Porter, 2007
Game: 10 – Tajuan Porter vs. Portland State, 11/12/06

REBOUNDS

Career: 1114 – Greg Ballard, 1974-77
Season: 465 – Bob Peterson, 1952
Game: 32 – Jim Loscutoff vs. Brigham Young, 1/28/55

ASSISTS

Career: 614 – Kenya Wilkins, 1994-97
Season: 218 – Luke Ridnour, 2003
Game: 17 – Ron Lee vs. Villanova, 12/23/74

STEALS

Career: 213 – Kenya Wilkins, 1994-97
Season: 89 – Malcolm Armstead, 2010-11
Game: 9 – Kenya Wilkins vs. Boise State, 12/20/96

BLOCKED SHOTS

Career: 116 – Blair Rasmussen, 1982-85
Season: 51 – Tony Woods, 2012
Game: 8 – Blair Rasmussen vs. Davidson, 12/27/84

OREGON NUMERICAL ROSTER

No.	Name	Pos.	Ht.	Wt.	Yr.	Exp.	Hometown (Last School)
0	Mike Moser	F	6-8	210	Sr.*	TR	Portland, Ore. (UCLA/UNLV)
1	Dominic Artis	G	6-1	185	So.	1L	Oakland, Calif. (Findlay Prep)
2	Arik Armstead	F	6-8	280	Fr.*	HS	Sacramento, Calif. (Pleasant Grove HS)
3	Joseph Young	G	6-3	185	Jr.*	TR	Houston, Texas (Houston)
4	Nicholas Lucenti	G	6-2	197	Sr.	3L#	Los Angeles, Calif. (Loyola HS)
5	Jordan Bell	F	6-8	225	Fr.	HS	Long Beach, Calif. (Poly HS)
10	Johnathan Loyd	G	5-8	165	Sr.	3L	Las Vegas, Nev. (Bishop Gorman HS)
12	Jason Calliste	G	6-2	173	Sr.*	TR	Scarborough, Ont. (Detroit)
13	Richard Amardi	F	6-9	215	Sr.*	TR	Scarborough, Ont. (Indian Hills CC)
15	Jalil Abdul-Bassit	G	6-4	185	Jr.	TR	Anchorage, Alaska (North Idaho College)
20	Waverly Austin	C	6-11	270	Sr.	1L	Fredricksburg, Va. (Palm Beach State College)
21	Damyean Dotson	G	6-5	202	So.	1L	Houston, Texas (Yates HS)
23	Elgin Cook	F	6-6	195	So.	TR	Millwaukee, Wis. (Northwest Florida State)
24	A.J. Lapray	G	6-4	185	Fr.	HS	Salem, Ore. (Sprague HS)
32	Ben Carter	F	6-8	219	So.	1L	Las Vegas, Nev. (Bishop Gorman HS)

* - Has used redshirt year. #- Walk-on. Returning starter in **bold**.



HEAD COACH - DANA ALTMAN

- On April 26, 2010, Dana Altman was named the 19th head coach in the history of the University of Oregon men's basketball program.
- Led the Ducks to a historic 2012-13 season as Oregon advanced to the NCAA Sweet 16 after winning the 2013 Pac-12 Tournament title. It was Oregon's farthest run in the tourney since 2007.
- Was named the 2013 Jim Phelan National Coach of the Year after his third-straight 20-win season. Altman was the first to do so since Howard Hobson in 1935-39.
- Spent 16 seasons at Creighton where he became the school's all-time winningest coach with a record of 327-176 (.650). Led Creighton to 13 consecutive postseason appearances.

ALTMAN YEAR-BY-YEAR

Year	School	ALL W-L	CONFERENCE W-L	Fin.	Conf.	POSTSEASON NCAA	Other
1989-90	Marshall	15-13	9-5	2nd	Southern		
	<i>Marshall totals (1 year)</i>	<i>15-13 (.536)</i>	<i>9-5 (.643)</i>			<i>0-0 (.000)</i>	<i>0-0</i>
1990-91	Kansas State	13-15	3-11	8th	Big Eight		
1991-92	Kansas State	16-14	5-9	T6th	Big Eight		1-1 (NIT)
1992-93	Kansas State	19-11	7-7	T5th	Big Eight	0-1	
1993-94	Kansas State	20-14	4-10	T6th	Big Eight		3-2* (NIT)
	<i>Kansas State totals (4 years)</i>	<i>68-54 (.557)</i>	<i>19-37 (.339)</i>			<i>0-1 (.000)</i>	<i>4-3 (.571)</i>
1994-95	Creighton	7-19	4-14	9th	MVC		
1995-96	Creighton	14-15	9-9	T5th	MVC		
1996-97	Creighton	15-15	10-8	6th	MVC		
1997-98	Creighton	18-10	12-6	2nd	MVC		0-1 (NIT)
1998-99	Creighton	22-9	11-7	T2nd	MVC	1-1	
1999-00	Creighton	23-10	11-7	4th	MVC	0-1	
2000-01	Creighton	24-8	14-4	1st	MVC	0-1	
2001-02	Creighton	23-9	14-4	T1st	MVC	1-1	
2002-03	Creighton	29-5	15-3	2nd	MVC	0-1	
2003-04	Creighton	20-9	12-6	T2nd	MVC		0-1 (NIT)
2004-05	Creighton	23-11	11-7	T3rd	MVC	0-1	
2005-06	Creighton	20-10	12-6	T2nd	MVC		1-1 (NIT)
2006-07	Creighton	22-11	13-5	2nd	MVC	0-1	
2007-08	Creighton	22-11	10-8	4th	MVC		1-1 (NIT)
2008-09	Creighton	27-8	14-4	T1st	MVC		1-1 (NIT)
2009-10	Creighton	18-16	10-8	4th	MVC		2-1 (CIT)
	<i>Creighton totals (16 years)</i>	<i>327-176 (.650)</i>	<i>182-106 (.632)</i>			<i>2-7 (.222)</i>	<i>5-6 (.455)</i>
2010-11	Oregon	21-18	7-11	T7th	Pac-10		5-1& (CBI)
2011-12	Oregon	24-10	13-5	T2nd	Pac-12		2-1 (NIT)
2012-13	Oregon	28-9	12-6	T2nd^	Pac-12	2-1	
	<i>Oregon totals (3 years)</i>	<i>73-37 (.664)</i>	<i>32-22 (.596)</i>			<i>2-1 (.666)</i>	<i>7-2 (.778)</i>
	Career totals (24 years)	483-280 (.633)	242-170 (.587)			4-9 (.308)	16-11 (.593)

* - NIT Final Four. & - CBI Champions. ^ - Pac-12 Tournament Champions.



2013-14 SCHEDULE

Schedule table listing dates, opponents, times, and broadcast networks for the 2013-14 season, categorized by month from October to March.

(1) Armed Forces Classic, Camp Humphreys, South Korea
(2) Global Sports Hardwood Challenge, Eugene, Ore.
(3) Portland, Ore. (Moda Center)
(4) Las Vegas, Nev. (MGM Grand Garden Arena)

* Pac-12 Game
Game times local to site.

2012-13 RESULTS (28-9, 12-6)

Results table listing dates, opponents, scores, and outcomes for the 2012-13 season.

(1) Global Sports Classic; (2) Las Vegas, Nev. (Thomas & Mack Arena); (3) Pac-12 Tournament, Las Vegas, Nev. (MGM Grand Garden Arena); (4) NCAA Second and Third Rounds, San Jose, Calif. (HP Pavillion); (5) NCAA Sweet Sixteen, Indianapolis, Ind. (Lucas Oil Stadium)
*Pac-12 Conference Game. Rankings listed are Associated Press.

RECENT FINISHES

Recent finishes table showing conference and all-time records for various years, including columns for Year, CONF. W-L, Fin., ALL W-L, and Post.

* - NIT Final Four
^ - Pac-10/12 Tour. Champion
& - NCAA Elite Eight
% - CBI Champion

2012-13 OREGON STATISTICS (Overall: 28-9, Pac-12: 12-6/T-2nd)

Comprehensive statistics table for the 2012-13 season, including columns for Player, GP-GS, Min/Avg, FG-A, Pct, 3FG-A, Pct, FT-A, Pct, REBOUNDS (Off/Def, Tot, Avg), PF-FO, A, TO, Blk, Stl, Pts, and Avg.



BEAVER FACTS

Location: Corvallis, OR 97331
Founded/Enrollment: 1868/26,793
Colors: Orange & Black (Pantone® 172)
Joined Pac-12: 1915-16
All-Time Record: 1,654-1,251 (112 years)

President: Dr. Edward Ray
Faculty Rep: Dr. Joseph Spatafora
Athletic Director: Bob De Carolis
SWA: Marianne Vydra

Head Coach: Craig Robinson
 (Princeton '83)
Career Record: 108-117 (7 years)
OSU Record: 78-89 (5 years)
Pac-12 Record: 31-59 (5 years)
Office: (541) 737-2076
Fax: (541) 737-6179

Associate Head Coach: Doug Stewart
Assistant Coaches: Nate Pomeday, Freddie Owens

Basketball SID: Shawn Schoeffler
E-mail: shawn.schoeffler@oregonstate.edu
Office: (541) 737-8898
Cell: (541) 231-1430

Local Radio: KEJO (1240 AM)

Home Court: Gill Coliseum (9,604/1949)
Record in Gill: 564-293 (64 years)
Press Row Phone: (541) 737-3020
Press Will-Call: East side of Coliseum
Press Row Location: Front row of upper level, opposite team benches.

RECORD HOLDERS

POINTS

Career: 2172 – Gary Payton, 1987-90
Season: 775 – Mel Counts, 1964
Game: 58 – Gary Payton vs. USC, 2/22/90

THREE-POINT FIELD GOALS

Career: 185 – Ahmad Starks, 2011-13
Season: 82 – Gary Payton, 1989
Game: 7 – Four times. Last, Ahmad Starks at Kansas, 11/30/12

REBOUNDS

Career: 1375 – Mel Counts, 1962-64
Season: 489 – Mel Counts, 1964
Game: 36 – Swede Halbrook vs. Idaho, 2/15/55

ASSISTS

Career: 938 – Gary Payton, 1987-90
Season: 244 – Gary Payton, 1989
Game: 15 – Gary Payton vs. Arizona State, 11/30/89

STEALS

Career: 321 – Gary Payton, 1987-90
Season: 100 – Gary Payton, 1990
Game: 8 – Three times. Last, Jared Cunningham vs. Washington State, 3/4/10

BLOCKED SHOTS

Career: 172 – Scott Haskin, 1989-93
Season: 73 – Eric Moreland, 2013
Game: 6 – Seven times. Last, Eric Moreland vs. Towson, 12/29/12

OREGON STATE NUMERICAL ROSTER

No.	Name	Pos.	Ht.	Wt.	Yr.	Exp.	Hometown (Last School)
1	Victor Robbins	G/F	6-6	197	So.	1L	Compton, Calif. (Compton HS)
2	Michael Moyer	G	6-2	207	Sr.*	2L#	Turner, Ore. (St. John Fisher College)
3	Hallice Cooke	G	6-3	185	Fr.	HS	Union City, N.J. (St. Anthony HS)
4	Challe Barton	G	6-3	197	Jr.	2L	Goteborg, Sweden (Sandagymnasiet)
5	Cheikh N'diaye	C	7-0	230	Fr.	HS	Dakar, Senegal (Army-Navy Academy)
10	Daniel Jones	C	6-11	219	Sr.	3L#	Orland, Calif. (Hamilton Union HS)
11	Malcom Duvivier	G	6-2	2-5	Fr.	HS	Toronto, Canada (St. Michael's College School)
12	Angus Brandt	C	6-10	246	Sr.*	3L	Sydney, Australia (Blaxland HS)
13	Langston Morris-Walker	G	6-5	216	So.	1L	Berkeley, Calif. (Berkeley HS)
14	Daniel Gomis	F	6-10	223	Jr.*	2L	Thies, Senegal (Oak Hill Academy)
15	Eric Moreland	F	6-10	218	Jr.*	2L	Missouri City, Texas (UTEP)
24	C.J. Mitchell	G	6-1	182	Sr.	2L#	Portland, Ore. (Horizon Christian HS)
30	Olaf Schaftenaar	F	6-10	224	So.	1L	Utrecht, Netherlands (Rodenborch College)
31	Jullian Powers	G	6-2	193	Sr.	2L#	Arlington, Texas (Tennyson HS)
32	Jarmal Reid	F	6-7	231	So.	1L	Decatur, Ga. (Columbia HS)
44	Devon Collier	F	6-8	216	Sr.	3L	Bronx, N.Y. (St. Anthony HS)
55	Roberto Nelson	G	6-3	198	Sr.*	3L	Santa Barbara, Calif. (Santa Barbara HS)

* - Has used redshirt year. # - Walk-on. Returning starter in **bold**.



HEAD COACH - CRAIG ROBINSON

- Named Oregon State's 20th men's basketball head coach on April 9, 2008.
- In just his first season at Oregon State, he guided the Beavers to the CBI Championship. It was OSU's first postseason appearance since the 2004-05 season.
- In just his second season at Brown, he led the Bears to a school-record 19 victories and their fourth-ever postseason tournament appearance. Robinson won more games (30) in his first two years than any other head coach in Brown history.
- A graduate of Princeton, he was the first two-time Ivy League Player of the Year under legendary coach Pete Carrill. Led the Tigers to two NCAA Tournament appearances.
- Spent six seasons as an assistant at Northwestern (2001-06).

ROBINSON YEAR-BY-YEAR		ALL	CONFERENCE	POSTSEASON			
Year	School	W-L	W-L	Fin.	Conf.	NCAA	Other
2006-07	Brown University	11-18	6-8	5th	Ivy		
2007-08	Brown University	19-10	11-3	2nd	Ivy		0-1 (CBI)
<i>Brown University totals (2 years)</i>		<i>30-28 (.517)</i>	<i>17-11 (.607)</i>			<i>0-0</i>	<i>0-1</i>
2008-09	Oregon State	18-18	7-11	8th	Pac-10		5-1& (CBI)
2009-10	Oregon State	14-18	8-10	T5th	Pac-10		0-1 (CBI)
2010-11	Oregon State	11-20	5-13	9th	Pac-10		
2011-12	Oregon State	21-15	7-11	T8th	Pac-12		2-1 (CBI)
2012-13	Oregon State	14-18	4-14	T11th	Pac-12		
<i>Oregon State totals (5 years)</i>		<i>78-89 (.467)</i>	<i>31-59 (.330)</i>				<i>7-3 (.700)</i>
Career totals (7 years)		108-117 (.480)	48-74 (.393)			0-0	7-4 (.636)

& - CBI Champions



2013-14 SCHEDULE

Schedule table listing dates, opponents, and game times for October, November, December, January, February, and March.

(1) Diamond Head Classic, Honolulu, Hawai'i (Stan Sherif Center)
(2) Las Vegas, Nev. (MGM Grand Garden Arena)

* Pac-12 Game
Game times local to site.

2012-13 RESULTS (14-18, 4-18)

Results table listing dates, opponents, scores, and game outcomes for the 2012-13 season.

(1) New York, N.Y. (Madison Square Garden)
(2) Pac-12 Tournament, Las Vegas, Nev. (MGM Grand Garden Arena)
*Pac-12 Conference Game. Rankings listed are Associated Press.

RECENT FINISHES

Recent finishes table with columns for Year, CONF., W-L, Fin., W-L, Post., and All.

* - CBI Champions

2012-13 OREGON STATE STATISTICS (Overall: 14-18, Pac-12: 4-18/T-11th)

Statistics table with columns for Player, GP-GS, Min/Avg, TOTAL, 3-PTS, FT-A, REBOUNDS, PF-FO, A, TO, Blk, Stl, Pts, and Avg.

CARDINAL FACTS

Location: Stanford, CA 94305
Founded/Enrollment: 1891/15,140
Colors: Cardinal (Pantone® 201) & White
Joined Pac-12: 1916-17
All-Time Record: 1,422-1,071 (97 years)

President: John L. Hennessy
Faculty Rep: Al Camarillo
Athletic Director: Bernard Muir
SWA: Beth Goode

Head Coach: Johnny Dawkins (Duke '86)
Career Record: 94-74 (5 years)
Stanford Record: 94-74 (5 years)
Pac-12 Record: 39-51 (5 years)
Office: (650) 723-0562
Fax: (650) 723-5739

Assistant Coaches: Tim O'Toole, Charles Payne, Mike Schrage

Basketball SID: Brian Risso
E-Mail: brisso@stanford.edu
Cell: (650) 200-9513

Local Radio: KNBR 1050 AM

Home Court: Maples Pavilion
 (7,329/1968)

Record in Maples: 464-193 (45 years)
Press Row Phone: (650)200-9513
Press Will-Call: Northwest entrance

RECORD HOLDERS

POINTS

Career: 2336 – Todd Lichti, 1986-89
Season: 734 – Adam Keefe, 1992
Game: 50 – Hank Luisetti vs. Duquesne, 1/1/38

THREE-POINT FIELD GOALS

Career: 241 – Dion Cross, 1993-96
Season: 93 – Jeremy Green, 2009-10
Game: 8 – Twice; last, Julius Barnes vs. Rice, 11/24/02

REBOUNDS

Career: 1119 – Adam Keefe, 1989-92
Season: 355 – Adam Keefe, 1992
Game: 27 – Rich Kelley vs. Kentucky, 12/22/73

ASSISTS

Career: 780 – Brevin Knight, 1994-97
Season: 234 – Brevin Knight, 1997
Game: 16 – Mitch Johnson vs. Marquette, 3/22/08

STEALS

Career: 298 – Brevin Knight, 1994-97
Season: 83 – Brevin Knight, 1997
Game: 10 – Brevin Knight vs. McNeese State, 12/20/93

BLOCKED SHOTS

Career: 167 – Tim Young, 1994-99
Season: 85 – Curtis Borchardt, 2002
Game: 12 – Brook Lopez vs. USC, 1/25/07

STANFORD NUMERICAL ROSTER

No.	Name	Pos.	Ht.	Wt.	Yr.	Exp.	Hometown (Last School)
0	Schuyler Rimmer	C	6-10	235	Fr.	HS	Orlando, Fla. (Boone HS)
1	Christian Sanders	G	6-4	185	So.	1L	Houston, Texas (St. Thomas HS)
2	Aaron Bright	G	5-11	178	Sr.	3L	Bellevue, Wash. (Bellevue HS)
3	Malcolm Allen	G	6-1	170	Fr.	HS	Las Vegas, Nev. (Centennial HS)
4	Stefan Nastic	C	6-11	245	Jr.*	2L	Thornhill, Ontario, Canada (Thornhill Secondary School)
5	Chasson Randle	G	6-1	180	Jr.	2L	Rock Island, Ill. (Rock Island HS)
10	Robbie Lemons	G	6-3	205	Sr.	3L	Carmichael, Calif. (Sacramento Country Day HS)
11	Andy Brown	F	6-7	215	Sr.*	1L	Yorba Linda, Calif. (Mater Dei HS)
14	Jack Ryan	G/F	6-8	215	Jr.	2L	Glenview, Ill. (Glenbrook South HS)
15	Marcus Allen	G	6-3	180	Fr.	HS	Las Vegas, Nev. (Centennial HS)
20	Wade Morgan	G	6-1	168	Jr.	2L	South Orange, N.J. (Delbarton School)
21	Anthony Brown	G/F	6-7	230	Sr.	3L	Fountain Valley, Calif. (Ocean View HS)
24	Josh Huestis	F	6-7	230	Sr.	3L	Great Falls, Mont. (C.M. Russell HS)
25	Rosco Allen	F	6-9	215	So.	HS	Budapest, Hungary (Bishop Gorman HS)
30	Grant Verhoeven	C	6-9	240	So.	1L	Hanford, Calif. (Central Valley Christian HS)
31	Scott Woods	F	6-9	210	Fr.	HS	Simi Valley, Calif. (Royal HS)
33	Dwight Powell	F	6-10	235	Sr.	3L	Toronto, Ontario, Canada (IMG Academy)
40	John Gage	F/C	6-10	235	Sr.	3L	Vashon Island, Wash. (Vashon Island HS)
44	Elliott Bullock	F/C	6-11	245	Jr.	2L	Salt Lake City, Utah (Olympus HS)

*- Has used redshirt year. Returning starter in **bold**.



HEAD COACH - JOHNNY DAWKINS

- Named Stanford's 17th men's basketball head coach on April 28, 2008.
- In 2011-12, led Stanford to the NIT postseason title, the second in school history.
- Completed a three-year commitment with the USA Basketball Senior National Team as the program's Player Personnel Director from 2006-08. That team won the gold medal at the 2008 Olympics in Beijing.
- Spent 11 years as a member of the Duke coaching staff, the last nine seasons as the associate head coach. During that time, Duke sported a 330-60 record and won the national championship in 2001.
- Two-time consensus All-American at Duke (1985 and 1986). Concluded his Duke career as the school's all-time leading scorer.

DAWKINS YEAR-BY-YEAR

Year	School
2008-09	Stanford
2009-10	Stanford
2010-11	Stanford
2011-12	Stanford
2012-13	Stanford
<i>Stanford totals (5 years)</i>	
Career totals (5 years)	

ALL W-L	CONFERENCE W-L	Fin.	POSTSEASON	
			Conf.	Other
20-14	6-12	9th	Pac-10	2-1 (CBI)
14-18	7-11	T8th	Pac-10	
15-16	7-11	T6th	Pac-10	
26-11	10-8	T7th	Pac-12	5-0& (NIT)
19-15	9-9	T6th	Pac-12	1-1
<i>Stanford totals (5 years)</i>				
94-74 (.559)	39-51 (.433)		0-0	8-2 (.800)
94-74 (.559)	39-51 (.433)		0-0	8-2 (.800)

&- National Invitation Tournament Champion



2013-14 SCHEDULE

November

Table with 3 columns: Date, Opponent, Time/TV. Includes games like Seattle Pacific (Exhib.), Bucknell, Brigham Young, Northwestern, at Denver, Texas Southern (1), vs. Houston (2), vs. Pittsburgh or Texas Tech (2)...

December

Table with 3 columns: Date, Opponent, Time/TV. Includes games like South Dakota State (1), UC Davis, at Connecticut, vs. Michigan (3), Cal Poly...

January

Table with 3 columns: Date, Opponent, Time/TV. Includes games like California *, at Oregon State *, at Oregon *, Washington State *, Washington *, at UCLA *, at USC *, Arizona *

February

Table with 3 columns: Date, Opponent, Time/TV. Includes games like Arizona State *, at California *, at Washington *, at Washington State *, USC *, UCLA *, at Arizona State *

March

Table with 3 columns: Date, Opponent, Time/TV. Includes games like at Arizona *, Colorado *, Utah *, Pac-12 Tournament (4)

- (1) Progressive Legends Classic, Stanford, Calif.
(2) Progressive Legends Classic, Brooklyn, N.Y. (Barclays Center)
(3) Brooklyn Hoops Holiday Invitational, Brooklyn, N.Y. (Barclays Center)
(4) Las Vegas, Nev. (MGM Grand Garden Arena)

* Pac-12 Game
Game times local to site.

2012-13 RESULTS (19-15, 9-9)

Table with 5 columns: Date, Opponent, Result, Score, Location. Lists 34 games including wins and losses against teams like San Francisco, Cal State Fullerton, Alcorn State, Belmont, Northern Iowa, Minnesota, Seattle, Denver, UC Davis, North Carolina State, Northwestern, Lafayette, USC, UCLA, Washington State, Washington, California, Colorado, Utah, Oregon State, Arizona, USC, UCLA, Oregon State, Colorado, Utah, California, Arizona State, vs. Arizona State (4), vs. Stephen F. Austin (5), at Alabama (6)

- (1) Oakland, Calif. (Oracle Arena)
(2) Battle 4 Atlantis home game
(3) Battle 4 Atlantis, Paradise Island, Bahamas
(4) Pac-12 Tournament, Las Vegas, Nev. (MGM Grand Garden Arena)
(5) NIT First Round, Stanford, Calif.
(6) NIT Second Round, Tuscaloosa, Ala.
* Pac-12 Conference Game. Rankings listed are Associated Press.

RECENT FINISHES

Table with 5 columns: Year, CONF. W-L, ALL Fin. W-L, Post. Lists recent finishes from 78-79 to 07-08 across various conferences and tournaments like NIT, NCAA, and CBI.

* - NIT Champion
- NCAA Final Four
& - NCAA Sweet 16
^ - Pac-10 Tournament Champion

2012-13 STANFORD STATISTICS (Overall: 19-15, Pac-12: 9-9/T-6th)

Large table with 19 columns: Player, GP-GS, Min/Avg, TOTAL FG-A Pct, 3-PTS 3FG-A Pct, FT-A Pct, REBOUNDS Off/Def Tot Avg, PF-FO, A, TO, Blk, Stl, Pts, Avg. Lists stats for 20 players and team totals.

BRUIN FACTS

Location: Los Angeles, CA 90024
Founded/Enrollment: 1919/40,500
Colors: Blue & Gold (Pantone® 285c/123c)
Joined Pac-12: 1927-28
All-Time Record: 1,733-772 (93 years)

Chancellor: Dr. Gene D. Block
Faculty Rep: Donald Morrison
Athletic Director: Daniel G. Guerrero
SWA: Petrina Long

Head Coach: Steve Alford (Indiana '87)
Career Record: 463-235 (22 years)
UCLA Record: First Year
Pac-12 Record: First Year
Office: (310) 825-8699
Fax: (310) 206-3440

Assistant Coaches: Duane Broussard, David Grace, Ed Schilling

Basketball SID: Alex Timiraos
E-mail: atimiraos@athletics.ucla.edu
Cell: (310) 847-9231

Local Radio: KLAC Sports (570 AM)

Home Court: Pauley Pavilion (13,800/1965)
Record in Pauley: 652-102 (47 years)
Press Row Phone: (310) 825-1899
Press Will-Call: Central Ticket Office
Press Row Location: Pauley Ticket Window

RECORD HOLDERS

POINTS

Career: 2608 – Don MacLean, 1989-92
Season: 870 – Lew Alcindor, 1967
Game: 61 – Lew Alcindor vs. Washington State, 2/25/67

THREE-POINT FIELD GOALS

Career: 317 – Jason Kapono, 2000-03
Season: 87 – Jason Kapono, 2002
 87 – Arron Afflalo, 2007
Game: 9 – Jason Kapono vs. Washington State, 1/4/03

REBOUNDS

Career: 1370 – Bill Walton, 1972-74
Season: 506 – Bill Walton, 1973
Game: 28 – Willie Naulls vs. Arizona State, 1/28/56

ASSISTS

Career: 833 – Pooh Richardson, 1986-89
Season: 256 – Larry Drew II, 2013
Game: 16 – Earl Watson vs. Maryland, 3/18/00

STEALS

Career: 235 – Earl Watson, 1998-2001
Season: 82 – Cameron Dollar, 1997
Game: 11 – Tyus Edney vs. George Mason, 12/22/94

BLOCKED SHOTS

Career: 188 – Jelani McCoy, 1996-98
Season: 102 – Jelani McCoy, 1996
Game: 11 – Jelani McCoy vs. Maryland, 12/9/95

UCLA NUMERICAL ROSTER

No.	Name	Pos.	Ht.	Wt.	Yr.	Exp.	Hometown (Last School)
0	Nick Kazemi	G	6-3	205	So.*	SQ	Santa Ana, Calif. (Tustin HS)
1	Wanaah Bail	F	6-9	215	Fr.	HS	Houston, Texas (Lamar Consolidated HS)
2	Kory Alford	G	6-4	190	So.*	HS	Albuquerque, N.M. (La Cueva HS)
3	Jordan Adams	G	6-5	220	So.	1L	Lawrenceville, Ga. (Oak Hill Academy (VA))
4	Norman Powell	G	6-4	215	Jr.	2L	San Diego, Calif. (Lincoln HS)
5	Kyle Anderson	G/F	6-9	230	So.	1L	Fairview, N.J. (St. Anthony HS)
12	David Wear	F	6-10	230	Sr.*	2L	Huntington Beach, Calif. (North Carolina)
13	David Brown	G	6-3	185	Jr.	2L	Anaheim Hills, Calif. (Mater Dei HS)
14	Zach LaVine	G	6-5	180	Fr.	HS	Seattle, Wash. (Bothell HS)
20	Bryce Alford	G	6-3	180	Fr.	HS	Albuquerque, N.M. (La Cueva HS)
22	Noah Allen	G/F	6-6	215	Fr.	HS	Pacific Grove, Calif. (Palma HS)
23	Tony Parker	G	6-9	255	So.	1L	Lithonia, Ga. (Miller Grove HS)
24	Travis Wear	F/C	6-10	230	Sr.*	2L	Huntington Beach, Calif. (North Carolina)
30	Aubrey Williams	G	5-8	175	Sr.	1L	Palmdale, Calif. (Knight HS)
44	Sooren Derboghosian	C	6-10	255	Sr.	TR	Tehran, Iran (Sahakian)

* - Has used redshirt year. Returning starter in **bold**.



HEAD COACH - STEVE ALFORD

- Named the 13th head coach in Bruin history on March 30, 2013.
- Has qualified for the postseason 17 times in his 22 years of coaching experience, including seven NCAA Division I tournament berths.
- Reached the 20-win plateau in 11 of his 18 years of coaching at the Division I level.
- Earned Mountain West Conference Coach of the Year honors in three of the past five seasons at New Mexico's helm, where the Lobos made the trip to the post-season in all six seasons under Alford.
- Spent eight seasons at Iowa, leading the Hawkeyes to a school-record seven consecutive postseason appearances and two Big Ten Tournament championships.

ALFORD YEAR-BY-YEAR

Year	School	ALL W-L	CONFERENCE W-L	Fin.	Conf.	POSTSEASON NCAA	Other
1991-92	Manchester	4-16	3-11	8th	ICAC		
1992-93	Manchester	20-8	7-5	T3rd	ICAC		0-1
1993-94	Manchester	23-4	10-2	1st	ICAC		0-1
1994-95	Manchester	31-1	12-0	1st	ICAC		5-1 #
<i>Manchester totals (4 years)</i>		<i>78-29 (.729)</i>	<i>32-18 (.640)</i>			<i>0-0 (.000)</i>	<i>6-3 (.667)</i>
1995-96	Missouri St.	16-12	11-7	4th	MVC		
1996-97	Missouri St.	24-9	12-6	T2nd	MVC		0-1
1997-98	Missouri St.	16-16	11-7	T3rd	MVC		
1998-99	Missouri St.	22-11	11-7	T2nd	MVC	2-1	
<i>Missouri St. totals (4 years)</i>		<i>78-48 (.619)</i>	<i>45-27 (.625)</i>			<i>2-1 (.667)</i>	<i>0-1 (.000)</i>
1999-00	Iowa	14-16	6-10	T7th	Big 10		
2000-01	Iowa	23-12	7-9	T6th ^	Big 10	1-1	
2001-02	Iowa	19-16	5-11	T8th	Big 10		0-1
2002-03	Iowa	17-14	7-9	T8th	Big 10		2-1
2003-04	Iowa	16-13	9-7	4th	Big 10		0-1
2004-05	Iowa	21-12	7-9	7th	Big 10	0-1	
2005-06	Iowa	25-9	11-5	T2nd ^	Big 10	0-1	
2006-07	Iowa	17-14	9-7	4th	Big 10		
<i>Iowa totals (8 years)</i>		<i>152-106 (.589)</i>	<i>61-67 (.477)</i>			<i>1-3 (.250)</i>	<i>2-3 (.400)</i>
2007-08	New Mexico	24-9	11-5	3rd	MWC		0-1
2008-09	New Mexico	22-12	12-4	T1st	MWC		1-1
2009-10	New Mexico	30-5	14-2	1st	MWC	1-1	
2010-11	New Mexico	22-13	8-8	5th	MWC		1-1
2011-12	New Mexico	28-7	10-4	T1st \$	MWC	1-1	
2012-13	New Mexico	29-6	13-3	1st \$	MWC	0-1	
<i>New Mexico totals (6 years)</i>		<i>155-52 (.749)</i>	<i>68-26 (.723)</i>			<i>2-3 (.400)</i>	<i>2-3 (.400)</i>
Career totals (22 years)		463-235 (.663)	206-138 (.599)			5-7 (.417)	10-10 (.500)

- NCAA Division III National Runner-Up
 ^ - Big Ten Tournament Champions
 \$ - Mountain West Tournament Champions



2013-14 SCHEDULE

October
 Wed., 30..... CSU San Bernadino (Exhib.)..... 7:30 p.m.

November
 Mon., 4..... CS San Marcos (Exhib.)..... 7:30 p.m.P12N
 Fri., 8..... Drexel 9 p.m.P12N
 Tue., 12..... Oakland 6 p.m.P12N
 Mon., 18..... Sacramento State 8 p.m.P12N
 Fri., 22..... Morehead State (1)..... 8 p.m.P12N
 Sun., 24..... Chattanooga (1)..... 7 p.m.P12N
 Thurs., 28..... vs. Nevada (2)..... 4:30 p.m.ESPN3
 Fri., 29..... vs. Northwestern (2)..... 8:30 p.m.ESPN2

December
 Tue., 3..... UC Santa Barbara 8 p.m.P12N
 Sat., 7..... at Missouri 11:30 a.m.CBS
 Sat., 14..... Prairie View A&M..... 5 p.m.P12N
 Thurs., 19..... vs. Duke (3) 7:30 p.m.ESPN
 Sun., 22..... Weber State..... 4 p.m.P12N
 Sat., 28..... Alabama..... 7 p.m.ESPN2

January
 Sun., 5..... USC * 12 p.m.FS1
 Thurs., 9..... Arizona * 6 p.m.ESPN/2
 Sun., 12..... Arizona State * 7 p.m.ESPN
 Thurs., 16..... at Colorado * 6 p.m.P12N
 Sat., 18..... at Utah * 2 p.m.FS1
 Thurs., 23..... Stanford * 8 p.m.P12N
 Sun., 26..... California * 5 p.m.ESPNU
 Thurs., 30..... at Oregon * 6 p.m.ESPN/2

February
 Sun., 2..... at Oregon State * 11:30 a.m.ESPNU
 Sat., 8..... at USC * 7:30 p.m.P12N
 Thurs., 13..... Colorado * 6 p.m.ESPN/2
 Sat., 15..... Utah * 2 p.m.P12N
 Wed., 19..... at California * 7:30 p.m.P12N
 Sat., 22..... at Stanford * TBA.....ESPN/2
 Thurs., 27..... Oregon * 6 p.m.ESPN/2

March
 Sun., 2..... Oregon State * 6 p.m.FS1
 Thurs., 6..... at Washington * 6 p.m.ESPN/2
 Sat., 8..... at Washington State * 8 p.m.FS1
 12-15 Pac-12 Tournament (4)

- (1) Continental Tire Las Vegas Invitational, Los Angeles, Calif.
- (2) Las Vegas Invitational, Las Vegas, Nev. (Orleans Arena)
- (3) New York, N.Y. (Madison Square Garden)
- (4) Las Vegas, Nev. (MGM Grand Garden Arena)

* Pac-12 Game.
 Game times local to site.

**2012-13 UCLA RESULTS
(25-10, 13-5)**

11/9	Indiana State	W	86-59
11/13	UC Irvine (1)	W (OT)	80-79
11/15	James Madison (1)	W	100-70
11/19	vs. Georgetown (2)	L	70-78
11/20	Georgia (2)	W	60-56
11/25	Cal Poly	L	68-70
11/28	Cal State Northridge	W	82-56
12/1	vs. #25 SDSU (3)	L	69-78
12/8	vs. Texas (4)	W	65-63
12/15	Prairie View A&M	W	95-53
12/18	Long Beach State	W	89-70
12/22	Fresno State	W	91-78
12/28	#7 Missouri	W (OT)	97-94
1/3	California*	W	79-65
1/5	Stanford*	W	68-60
1/10	at Utah*	W	57-53
1/2	at Colorado*	W	78-75
1/17	Oregon State*	W	74-64
1/19	#21 Oregon*	L	67-76
1/24	at #6 Arizona*	W	84-73
1/26	at Arizona State*	L	60-78
1/30	USC*	L (OT)	71-75
2/7	Washington*	W	59-57
2/9	Washington State*	W	76-62
2/14	at California*	L	63-76
2/16	at Stanford*	W	88-80
2/24	at USC*	W	75-59
2/27	Arizona State*	W (OT)	79-74
3/2	#11 Arizona*	W	74-69
3/6	at Washington State*	L	61-73
3/9	at Washington*	W	61-54
3/14	vs. Arizona State (5)	W	80-75
3/15	vs. #18 Arizona (5)	W	66-64
3/16	vs. Oregon (5)	L	69-78
3/22	vs. Minnesota (6)	L	63-83

(1) Legends Classic, Los Angeles, Calif.; (2) Legends Classic, Brooklyn, N.Y. (Barclays Center); (3) Wooden Classic, Anaheim, Calif. (Honda Center); (4) Houston, Texas (Reliant Stadium); (5) Pac-12 Tournament, Las Vegas, Nev. (MGM Grand Garden Arena); (6) NCAA Second Round, Austin, Texas (Frank Erwin Center)
 *Pac-12 Conference Game. Rankings listed are Associated Press.

RECENT FINISHES

Year	CONF.		ALL		Post.
	W-L	Fin.	W-L		
78-79	15-3	1	25-5		NCAA
79-80	12-6	4	22-10		NCAA^
80-81	13-5	3	20-7		NCAA
81-82	14-4	2	21-6		
82-83	15-3	1	23-6		NCAA
83-84	10-8	4	17-11		
84-85	12-6	3t	21-12		NIT#
85-86	9-9	4	15-14		NIT
86-87	14-4	1%	25-7		NCAA
87-88	12-6	2t	16-14		
88-89	13-5	3t	21-10		NCAA
89-90	11-7	4	22-11		NCAA
90-91	11-7	2	23-9		NCAA
91-92	16-2	1	28-5		NCAA
92-93	11-7	3t	22-11		NCAA
93-94	13-5	2t	21-7		NCAA
94-95	16-2	1	31-2		NCAA^
95-96	16-2	1	23-8		NCAA
96-97	15-3	1	24-8		NCAA
97-98	12-6	3	24-9		NCAA
98-99	12-6	3	22-9		NCAA
99-00	10-8	4t	21-12		NCAA
00-01	14-4	3	23-9		NCAA
01-02	11-7	6	21-12		NCAA
02-03	6-12	6t	10-19		
03-04	7-11	8t	11-17		
04-05	11-7	3t	18-11		NCAA
05-06	14-4	1%	32-7		NCAA+
06-07	15-3	1	30-6		NCAA^
07-08	16-2	1%	35-4		NCAA^
08-09	13-5	2	26-9		NCAA
09-10	8-10	5	14-18		
10-11	13-5	2	23-11		NCAA
11-12	11-7	5t	19-14		
12-13	13-5	1	25-10		NCAA

* - NCAA Champion
 ^ - NCAA Final Four
 + - NCAA runner-up
 # - NIT Champion

2012-13 UCLA STATISTICS (Overall: 25-10, Pac-12: 13-5/1st)

Player	GP-GS	Min/Avg	TOTAL		3-PTS		REBOUNDS		PF-FO	A	TO	Blk	Stl	Pts	Avg			
			FG-A	Pct	3FG-A	Pct	FT-A	Pct								Off/Def	Tot	Avg
Muhammad, Shabazz	32-30	986/30.8	202-456	.443	40-106	.377	128-180	.711	87/80	167	5.2	53-1	27	51	4	23	572	17.9
Adams, Jordan	33-27	999/30.3	165-369	.447	46-150	.307	129-153	.843	21/106	127	3.8	69-1	58	40	12	73	505	15.3
Wear, Travis	32-31	924/28.9	140-284	.493	4-13	.308	66-81	.815	51/116	167	5.2	85-3	17	44	33	23	350	10.9
Anderson, Kyle	35-34	1046/29.9	122-293	.416	8-38	.211	86-117	.735	74/228	302	8.6	72-1	122	73	31	62	338	9.7
Drew II, Larry	35-35	1243/35.5	103-231	.446	29-67	.433	28-46	.609	9/76	85	2.4	59-0	256	86	7	49	263	7.5
Wear, David	34-9	796/23.4	102-229	.445	15-44	.341	23-36	.639	56/115	171	5.0	50-0	33	29	9	17	242	7.1
Powell, Norman	35-9	773/22.1	79-182	.434	27-92	.293	27-40	.675	4/72	76	2.2	67-0	37	38	18	25	212	6.1
Smith, Joshua	6-0	81/13.5	11-18	.611	0-0	.000	9-19	.474	10/15	25	4.2	13-0	2	10	3	7	31	5.2
Lamb, Tyler	1-0	14/14.0	1-2	.500	1-1	1.000	1-2	.500	0/3	3	3.0	2-0	2	1	0	2	4	4.0
Parker, Tony	33-0	207/6.3	33-61	.541	0-0	.000	14-32	.438	12/27	39	1.2	54-1	1	10	9	2	80	2.4
McCaskill, Khalid	2-0	4/2.0	1-2	.500	0-1	.000	0-0	.000	1/0	1	0.5	0-0	0	0	0	0	2	1.0
Brown, David	5-0	13/2.6	1-3	.333	1-2	.500	0-0	.000	0/0	0	0.0	0-0	3	4	0	0	3	0.6
Derboghosian, Sooren	4-0	7/1.8	1-1	1.000	0-0	.000	0-0	.000	1/0	1	0.3	1-0	1	0	1	0	2	0.5
Williams, Aubrey	4-0	7/1.8	0-0	.000	0-0	.000	0-0	.000	0/1	1	0.3	0-0	0	1	0	0	0	0.0
TEAM									61/50	111	3.2	1	4				0	
UCLA	35		961-2131	.451	171-514	.333	511-706	.724	387/889	1276	36.5	526-7	559	391	127	283	2604	74.4
Opponents	35		926-2181	.425	218-672	.324	357-537	.665	458/875	1333	38.1	568-8	483	491	118	219	2427	69.3

TROJAN FACTS

Location: Los Angeles, CA 90089
Founded/Enrollment: 1880/40,000
Colors: Cardinal & Gold
 (Pantone® 201/123c)
Joined Pac-12: 1921-22
All-Time Record: 1,493-1,104 (106 years)

President: C.L. Max Nikias
Faculty Rep: Clare Pastore
Athletic Director: Pat Haden
SWA: Donna Heinel

Head Coach: Andy Enfield (Johns Hopkins, '91)
Career Record: 41-28 (2 years)
USC Record: First year
Pac-12 Record: First year
Office: (213) 740-3815
Fax: (213) 740-7586

Assistant Coaches: Tony Bland, Jason Hart, Kevin Norris

Basketball SID: David Tuttle
E-mail: davidtut@usc.edu
Cell: (213) 725-3102

Local Radio: ESPN (710 AM KSPN)

Home Court: Galen Center (10,258/2006)
Record in Galen Center: 77-38 (7 years)
Press Row Phones: (213) 740-3900
Press Will-Call: Southeast side of the building (off Flower Street)
Press Row Location: Southeast endzone

RECORD HOLDERS

POINTS

Career: 2048 – Harold Miner, 1990-92
Season: 789 – Harold Miner, 1992
Game: 45 – John Block vs. Washington, 2/11/66

THREE-POINT FIELD GOALS

Career: 232 – Lodrick Stewart, 1999-2002
Season: 93 – Phil Glenn, 1993
Game: 9 – Anthony Pendleton vs. Long Beach State, 12/9/87

REBOUNDS

Career: 1067 – Ron Riley, 1970-72
Season: 398 – Ron Riley, 1971
Game: 28 – Twice. Last: David Bluthenthal vs. Arizona State, 1/20/00

ASSISTS

Career: 779 – Brandon Granville, 1999-2002
Season: 248 – Brandon Granville, 2000
Game: 15 – Brandon Granville vs. Memphis, 11/23/00

STEALS

Career: 229 – Brandon Granville, 1999-2002
Season: 94 – Jeff Trepagnier, 2000
Game: 10 – Jeff Trepagnier vs. Utah State, 11/24/00

BLOCKED SHOTS

Career: 253 – Taj Gibson, 2007-2009
Season: 100 – Taj Gibson, 2009
Game: 8 – 3 times. Last, Avondre Jones vs. Rhode Island, 12/30/95

USC NUMERICAL ROSTER

No.	Name	Pos.	Ht.	Wt.	Yr.	Exp.	Hometown (Last School)
0	Darion Clark	F	6-7	235	So.	TR	Conyers, Ga. (Charlotte)
1	Katin Reinhardt	G	6-5	210	So.	TR	Dana Point, Calif. (UNLV)
2	Roschon Prince	F	6-5	210	Fr.	HS	Long Beach, Calif. (Long Beach Poly)
3	Chass Bryan	G	5-9	165	Fr.	HS	Oak Park, Calif. (Oaks Christian)
5	Kahlil Dukes	G	5-11	180	Fr.	HS	Hartford, Conn. (Capital Prep Magnet School)
10	Pe'Shon Howard	G	6-3	190	Sr.	TR	Los Angeles, Calif. (Maryland)
12	Julian Jacobs	G	6-3	175	Fr.	HS	Las Vegas, Nev. (Desert Pines)
13	Samer Dhillon	F	6-7	200	Fr.	HS	Sacramento, Calif. (Inderkum)
14	Strahinja Gavrilovic	F	6-9	225	So.	HS	Kragujevac, Serbia (Rock Academy)
15	Brendyn Taylor	G	6-2	185	So.	1L	Los Angeles, Calif. (Fairfax HS)
20	J.T. Terrell	G	6-3	185	Sr.	1L	Burlington, N.C. (Peninsula JC)
21	Devon Pflueger	F	6-6	190	Fr.	HS	San Juan Capistrano, Calif. (JSerra)
22	Byron Wesley	G	6-5	210	Jr.	2L	Rancho Cucamonga, Calif. (Etiwanda HS)
24	Daniel Munoz	G	5-10	175	Sr.*	3L	Coto de Caza, Calif. (Santa Margarita HS)
32	Nikola Jovanovic	F	6-10	215	Fr.	HS	Belgrade, Serbia (Arlington County Day School)
33	D.J. Haley	C	7-0	250	Sr.	TR	Burlington, N.C. (VCU)
55	Omar Oraby	C	7-2	270	Sr.	1L	Cairo, Egypt (Rice)

*- Has used redshirt year. Returning starter in **bold**.



HEAD COACH - ANDY ENFIELD

- Named USC's head coach on April 1, 2013.
- Takes over the helm of the Trojans program after two historic seasons at Florida Gulf Coast, where Enfield tallied a record of 41-28.
- Guided the Eagles to the Sweet Sixteen, the first-ever No. 15 seed to do so in the history of the NCAA Division I Championship.
- Advanced to the Atlantic Sun Championship game both seasons.
- Prior to FGCU, Enfield served as an assistant coach at Florida State for five years, helping the Seminoles to three consecutive NCAA Tournaments, the first for FSU since 1998.
- Began coaching in the NBA with the Milwaukee Bucks, then the Boston Celtics.

ENFIELD YEAR-BY-YEAR

Year	School
2011-12	Florida Gulf Coast
2012-13	Florida Gulf Coast
<i>USC totals (2 years)</i>	
Career totals (2 years)	

ALL	CONFERENCE			POSTSEASON		
	W-L	W-L	Fin.	Conf.	NCAA	Other
15-17	8-10	T5th	A-Sun			
26-11	13-5	2nd	A-Sun	2-1		
<i>41-28 (.594)</i>	<i>21-15 (.583)</i>			<i>2-1</i>		<i>0-0</i>
41-28 (.594)	21-15 (.583)			2-1		0-0



2013-14 SCHEDULE

November

Table with 3 columns: Date, Location, Time/Channel. Includes games at Utah State, Cal State Northridge, Northern Arizona, Cal State Fullerton, West Alabama, Villanova, Kansas, and Wake Forest.

December

Table with 3 columns: Date, Location, Time/Channel. Includes games at Boston College, Cal State Bakersfield, Long Beach State, Dayton, and Howard.

January

Table with 3 columns: Date, Location, Time/Channel. Includes games at UCLA, Arizona State, Arizona, Utah, Colorado, California, Stanford, and Oregon State.

February

Table with 3 columns: Date, Location, Time/Channel. Includes games at Oregon, UCLA, Utah, Colorado, Stanford, California, and Oregon State.

March

Table with 3 columns: Date, Location, Time/Channel. Includes games at Oregon, Washington State, and Washington.

- (1) Battle 4 Atlantis, Nassau, Bahamas
(2) Las Vegas, Nev. (MGM Grand Garden Arena)

* Pac-12 Game
Game times local to site.

2012-13 RESULTS (14-18, 9-9)

Table with 4 columns: Date, Opponent, Result, Score. Lists results for games against Coppin State, Long Beach State, Illinois, Texas, Marquette, San Diego State, Nebraska, New Mexico, Minnesota, UC Riverside, UC Irvine, Georgia, Dayton, Stanford, California, Colorado, Utah, Oregon State, Washington State, Washington, at Stanford, at California, UCLA, #11 Arizona, Arizona State, Washington State, and vs. Utah.

- (1) Maui Invitational home game
(2) Maui Invitational, Lahaina, Maui
(3) Pac-12 Tournament, Las Vegas, Nev. (MGM Grand Garden Arena)
*Pac-12 Conference Game. Rankings listed are Associated Press.

RECENT FINISHES

Table with 5 columns: Year, W-L, Fin., W-L, Post. Shows recent finishes for various years from 78-79 to 12-13, including conference and national tournament results.

*East Regional Final

2012-13 USC STATISTICS (Overall: 14-8, Pac-12: 9-9/T6th)

Large statistics table with columns for Player, GP-GS, Min/Avg, FG-A, Pct, 3FG-A, Pct, FT-A, Pct, Off/Def, Tot, Avg, PF-FO, A, TO, Blk, Stl, Pts, Avg. Includes totals for USC and Opponent.

UTE FACTS

Location: Salt Lake City, UT 84112
Founded/Enrollment: 1850/30,819
Colors: Crimson (Pantone® 187) & White
Joined Pac-12: 2011-12
All-Time Record: 1,679-911 (104 years)

President: David W. Pershing, Ph.D
Faculty Rep: Karen Paisley
Athletic Director: Dr. Chris Hill
SWA: Mary Bowman

Head Coach: Larry Krystkowiak
 (Montana '96)

Career Record: 63-63 (4 years)
Utah Record: 21-43 (2 years)
Pac-10 Record: 8-28 (2 years)
Office: (801) 581-5451
Fax: (801) 581-4358

Assistant Coaches: Tommy Connor,
 DeMarlo Slocum, Andy Hill

Basketball SID: Drew Wiseman
E-mail: dwiseman@huntsman.utah.edu
Cell: (801) 201-8563

Local Radio: ESPN (700 AM)

Home Court: Jon M. Huntsman Center
 (15,000/1969)

Record in Jon M. Huntsman Center:
 537-132 (43 years)

Press Row Phones: (801) 581-6657
Press Will-Call: Ticket office, Southeast
 corner of Huntsman Center

Press Row Location: Top of lower bowl,
 south side, midcourt

RECORD HOLDERS

POINTS

Career: 2542 – Keith Van Horn, 1993-97
Season: 1009 – Billy McGill, 1961-62
Game: 60 – Billy McGill vs. Brigham
 Young, 2/24/62

THREE-POINT FIELD GOALS

Career: 287 – Nick Jacobson, 2000-04
Season: 99 – Nick Jacobson, 2003-04
Game: 8 – Johnnie Bryant vs. TCU,
 2/26/08

REBOUNDS

Career: 1106 – Billy McGill, 1959-62
Season: 430 – Billy McGill, 1960-61
Game: 24 – Billy McGill vs. UCLA,
 12/29/61

ASSISTS

Career: 778 – Jeff Jonas, 1973-77
Season: 309 – Jeff Jonas, 1976-77
Game: 16 – Scott Jones vs. Brigham
 Young, 1/12/74

STEALS

Career: 254 – Andre Miller, 1995-99
Season: 84 – Andre Miller, 1998-99
Game: 8 – Brandon Jessie vs. San Diego
 State, 1/15/96

BLOCKED SHOTS

Career: 219 – David Foster, 2006-07,
 2009-2013
Season: 115 – David Foster, 2009-10
Game: 10 – David Foster at Weber State,
 12/2/09

UTAH NUMERICAL ROSTER

No.	Name	Pos.	Ht.	Wt.	Yr.	Exp.	Hometown (Last School)
1	Marko Kovacevic	F	6-11	235	Jr.	TR	Belgrade, Serbia (Western Nebraska CC)
3	Princeton Onwas	G/F	6-5	210	Jr.	TR	Katy, Texas (Navarro College)
5	Parker Van Dyke	G	6-3	170	Fr.	HS	Salt Lake City, Utah (East HS)
10	Renan Lenz	F	6-9	221	Sr.	1L	Santo Angelo, Brazil (Arizona Western College)
11	Brandon Taylor	G	5-10	162	So.	1L	Los Angeles, Calif. (Pacific Hills)
13	Ahmad Fields	G	6-5	190	Fr.	HS	Washington, D.C. (Massanutten Military Academy)
14	Dakarai Tucker	G/F	6-5	187	So.	1L	Gardena, Calif. (Serra HS)
21	Jordan Loveridge	F	6-6	230	So.	1L	West Jordan, Utah (West Jordan HS)
25	Kenneth Ogbe	G	6-6	190	Fr.	HS	Ehingen, Germany (Urspring)
31	Dallin Bachynski	C	7-0	248	Jr.	1L	Calgary, Alberta, Canada (Southern Utah)
40	Xan Ricketts	F	6-7	217	Jr.*	1L	Sandy, Utah (Simon Fraser University)
41	Jeremy Olsen	C	6-10	228	So.*	1L	Lawrenceville, Ga. (Collins Hill)
55	Delon Wright	G	6-5	180	Jr.	TR	Lawndale, Calif. (City College of San Francisco)

* - Has used redshirt year. Returning starter in **bold**.



HEAD COACH - LARRY KRYSWKOWIAK

- Named the 15th men's basketball coach in Utah history on April 4, 2011.
- Comes to Salt Lake City from the New Jersey Nets, where he assisted for the 2010-11 season. He also coached the Milwaukee Bucks, where he was an assistant in 2006-07 and the head coach for the 2007-08 season.
- Went 42-20 in his first collegiate coaching job at Montana, where his alma mater won both Big Sky Tournament championships in his two-year tenure.
- Coached the Iowa Stampede of the CBA to a 38-14 record and the CBA Finals in 2003-04, his lone season with the CBA.
- Played in the NBA for nine years, including a one-year stint with the Utah Jazz. The power forward averaged 8.1 points and 4.9 rebounds over his career.

KRYSWKOWIAK YEAR-BY-YEAR

Year	School	ALL		CONFERENCE			POSTSEASON	
		W-L	W-L	Fin.	Conf.	NCAA	Other	
2004-05	Montana	18-13	9-5	T2nd	Big Sky	0-1		
2005-06	Montana	24-7	10-4	2nd	Big Sky	1-1		
<i>Montana totals (2 years)</i>		<i>42-20 (.677)</i>	<i>19-9 (.679)</i>			<i>1-2 (.333)</i>	<i>0-0</i>	
2011-12	Utah	6-25	3-15	11th	Pac-12			
2012-13	Utah	15-18	5-13	10th	Pac-12			
<i>Utah totals (2 years)</i>		<i>21-43 (.328)</i>	<i>8-28 (.222)</i>					
Career totals (4 years)		63-63 (.457)	27-37 (.422)			1-2 (.333)	0-0	



2013-14 SCHEDULE

November

Table with dates and opponents for November: Fri., 1... Saint Martin's (Exhib.)... 7:30 p.m., Fri., 8... Evergreen State... 6 p.m., Fri., 15... UC Davis... 8 p.m., Thurs., 21... Grand Canyon (1)... 6 p.m., Fri., 22... Lamar (1)... 7 p.m., Sat., 23... Savannah State (1)... TBD, Wed., 27... Ball State... 8 p.m.

December

Table with dates and opponents for December: Tue., 3... at Boise State... 8 p.m., Sat., 7... Fresno State... 3 p.m., Tue., 10... Idaho State... 7 p.m., Sat., 14... Brigham Young... 8 p.m., Thurs., 19... Texas State... 7 p.m., Sat., 28... St. Katharine... 2 p.m.

January

Table with dates and opponents for January: Thurs., 2... Oregon *... 6 p.m., Sat., 4... Oregon State *... 2 p.m., Wed., 8... at Washington *... 8 p.m., Sun., 12... at Washington State *... 4 p.m., Thurs., 16... USC *... 8 p.m., Sat., 18... UCLA *... 2 p.m., Thurs., 23... at Arizona State *... 7 p.m., Sun., 26... at Arizona *... 6 p.m.

February

Table with dates and opponents for February: Sat., 1... at Colorado *... 12 p.m., Thurs., 6... Washington *... 7 p.m., Sat., 8... Washington State *... 6 p.m., Thurs., 13... at USC *... 7:30 p.m., Sat., 15... at UCLA *... 2 p.m., Wed., 19... Arizona *... 8 p.m., Sun., 23... Arizona State *... 6 p.m.

March

Table with dates and opponents for March: Sat., 1... Colorado *... 12 p.m., Wed., 5... at California *... 8 p.m., Sat., 8... at Stanford *... 11:30 a.m., 12-15... Pac-12 Tournament (1)

(1) Utah Tournament, Salt Lake City, Utah
(2) Las Vegas, Nev. (MGM Grand Garden Arena)

* Pac-12 Game
Game times local to site.

2012-13 RESULTS (15-18, 5-13)

Table of 2012-13 results with columns for date, opponent, result, and score. Includes games like Willamette (W 104-47), Sacramento State (L 71-74), Idaho State (W 57-46), etc.

(1) Utah Thanksgiving Tournament, Salt Lake City, Utah
(2) Pac-12 Tournament, Las Vegas, Nev. (MGM Grand Garden Arena)
*Pac-12 Conference Game. Rankings listed are Associated Press.

RECENT FINISHES

Table of recent finishes with columns for Year, CONF. W-L, Fin., ALL W-L, Post. Includes data for years 78-79 through 12-13.

1979-99 - member of WAC
2000-09 - member of MWC
%- NIT Final Four
& - NCAA national runner-up

2012-13 UTAH STATISTICS (Overall: 15-18, Pac-12: 5-13/10th)

Table of 2012-13 Utah statistics for players and team. Columns include Player, GP-GS, Min/Avg, FG-A, Pct, 3FG-A, Pct, FT-A, Pct, REBOUNDS (Off/Def, Tot, Avg), PF-FO, A, TO, Blk, Stl, Pts, Avg.

HUSKY FACTS

Location: Seattle, WA 98195
Founded/Enrollment: 1861/43,307
Colors: Purple & Gold
 (Pantone® 5265/7502)
Joined Pac-12: 1915-16
All-Time Record: 1,683-1,087 (110 years)

President: Michael Young
Faculty Rep: Roland Dukes
Athletic Director: Scott Woodward
Sr. Assoc. AD: Stephanie Rempe

Head Coach: Lorenzo Romar
 (Cincinnati '92)
Career Record: 330-209 (17 years)
UW Record: 237-121 (11 years)
Pac-12 Record: 118-80 (11 years)
Office: (206) 543-5260
Fax: (206) 616-8906

Assistant Coaches: Raphael Chillious,
 Brad Jackson, T.J. Otzelberger

Basketball SID: Ashley Walker
E-mail: awalker1@uw.edu
Cell: (206) 250-3899

Local Radio: KJR (950 AM)

Home Court: Alaska Airlines Arena
 (10,000/1927)

Record in Alaska Airlines Arena:
 898-311 (85 years)

Press Row Phone: 206/543-2230
Press Will-Call: Southeast

Press Row Location: South side, con-
 course level

RECORD HOLDERS

POINTS

Career: 2073 – Chris Welp, 1984-87
Season: 846 – Bob Houbregs, 1953
Game: 49 – Bob Houbregs vs. Idaho,
 1/10/53

THREE-POINT FIELD GOALS

Career: 231 – Ryan Appleby, 2005-2008
Season: 84 – Ryan Appleby, 2007
Game: 9 – Ryan Appleby at Oregon
 State, 2/16/08

REBOUNDS

Career: 1283 – Jon Brockman, 2006-09
Season: 391 – Jon Brockman, 2009
Game: 30 – Ed Corell vs. Oregon,
 2/24/62

ASSISTS

Career: 515 – Will Conroy, 2002-05
Season: 219 – Will Conroy, 2005
Game: 16 – Rafael Stone vs. Cal,
 2/20/70

STEALS

Career: 195 – Jamie Booker, 1994-97
Season: 67 – Bryant Boston, 1995
Game: 9 – Jason Hamilton vs. Eastern
 Washington, 11/28/95

BLOCKED SHOTS

Career: 186 – Chris Welp, 1984-87
Season: 67 – Twice. Last, David Dixon,
 2002
Game: 7 – Three times. Last, Matthew
 Bryan-Amanning at Arizona,
 2/19/11

WASHINGTON NUMERICAL ROSTER

No.	Name	Pos.	Ht.	Wt.	Yr.	Exp.	Hometown (Last School)
1	Darin Johnson	G	6-5	195	Fr.	HS	Sacramento, Calif. (Sheldon)
2	Perris Blackwell	F	6-9	280	Sr.*	TR	Etiwanda, Calif. (San Francisco)
4	Hikeem Stewart	G	6-2	185	Jr.	2L	Seattle, Wash. (Rainier Beach HS)
5	Nigel Williams-Goss	G	6-3	185	Fr.	HS	Happy Valley, Ore. (Findlay Prep (Nev.))
11	Mike Anderson	G	6-4	200	Jr.	TR	Hartford, Conn. (Moberly Area CC)
12	Andrew Andrews	G	6-2	195	So.*	1L	Portland, Ore. (Benson Tech)
21	Jahmel Taylor	G	6-0	170	Fr.	HS	Los Angeles, Calif. (Pacific Hills)
22	Quinn Sterling	G	6-4	190	Jr.	1L	Mercer Island, Wash. (Mercer Island HS)
23	C.J. Wilcox	G	6-5	195	Sr.*	3L	Pleasant Grove, Utah (Pleasant Grove HS)
24	Robert Upshaw	C	6-11	260	So.	TR	Fresno, Calif. (Fresno State)
30	Desmond Simmons	F	6-7	225	Jr.*	2L	Vallejo, Calif. (Salesian HS)
33	Jernard Jarreau	F	6-10	210	So.*	1L	New Orleans, La. (McDonogh 35 Senior)
34	Gilles Dierickx	C	7-0	225	So.*	RS	Ghent, Belgium (Florida International)
40	Shawn Kemp, Jr.	F	6-9	250	Jr.	2L	Canton, Ga. (Hargraves Military Academy (Va.))

* - Has used redshirt year. Returning starter in **bold**.



HEAD COACH - LORENZO ROMAR

- Romar, who lettered at Washington in 1979 and 1980, became UW's 18th head coach on April 3, 2002.
- Guided the Huskies to the 2012 Pac-12 regular season title and the 2011 Pac-12 Tournament title.
- In 2008-09, led Washington to its first Pac-10 crown since sharing the title in 1985, and first outright Conference title since 1953.
- Has posted six 20-win seasons over the last nine seasons, with three NCAA Tournament Sweet Sixteen appearances (2005, 2006 and 2010).
- Three-time Pac-12 Coach of the Year (2012, 2009 and 2005)
- In 2000, became first coach in Saint Louis history to win a conference title and earn a trip to the NCAA Tournament in debut season.
- UCLA assistant from 1992-1996, helping UCLA win the 1995 NCAA title.

ROMAR YEAR-BY-YEAR

Year	School	ALL			CONFERENCE			POSTSEASON		
		W-L	W-L	Fin.	Conf.	NCAA	Other			
1996-97	Pepperdine	6-21	4-10	T6th	WCC					
1997-98	Pepperdine	17-10	9-5	2nd	WCC					
1998-99	Pepperdine	19-13	9-5	T2nd	WCC			0-1 (NIT)		
<i>Pepperdine totals (3 years)</i>		<i>42-44 (.448)</i>	<i>22-20 (.524)</i>					<i>0-1 (.000)</i>		
1999-00	Saint Louis	19-14	7-9	T7th	C-USA*	0-1				
2000-01	Saint Louis	17-14	8-8	8th	C-USA					
2001-02	Saint Louis	15-16	9-7	5th	C-USA					
<i>Saint Louis totals (3 years)</i>		<i>51-44 (.537)</i>	<i>24-24 (.500)</i>			<i>0-1 (.000)</i>		<i>0-0</i>		
2002-03	Washington	10-17	5-13	9th	Pac-10					
2003-04	Washington	19-12	12-6	2nd	Pac-10	0-1				
2004-05	Washington	29-6	14-4	2nd	Pac-10#	2-1				
2005-06	Washington	26-7	13-5	2nd	Pac-10	2-1				
2006-07	Washington	19-13	8-10	7th	Pac-10					
2007-08	Washington	16-17	7-11	8th	Pac-10			0-1 (CBI)		
2008-09	Washington	26-9	14-4	1st	Pac-10	1-1				
2009-10	Washington	26-10	11-7	3rd	Pac-10#	2-1				
2010-11	Washington	24-11	11-7	3rd	Pac-10#	1-1				
2011-12	Washington	24-11	14-4	1st	Pac-12			3-1 (NIT)		
2012-13	Washington	18-8	9-9	T6th	Pac-12			0-1 (NIT)		
<i>Washington totals (11 years)</i>		<i>237-121 (.662)</i>	<i>118-80 (.596)</i>			<i>7-6 (.538)</i>		<i>3-3 (.500)</i>		
Career totals (17 years)		330-209 (.612)	164-124 (.569)			8-7 (.538)		3-4 (.429)		

* - Conference USA Tournament Champion
 # - Pac-10 Tournament Champion

2013-14 SCHEDULE
November

Wed., 6.....	Central Washington (Exhib.).....	7 p.m.	
Sun., 10.....	Seattle.....	7 p.m.	P12N
Thurs., 14.....	UC Irvine (1).....	8 p.m.	P12N
Sun., 17.....	Eastern Washington (1).....	5 p.m.	P12N
Thurs., 21.....	vs. Indiana (2).....	9 p.m.	ESPN2
Fri., 22.....	vs. Boston College or Connecticut (2)....	TBD.....	ESPNU/2
Tue., 26.....	Montana.....	6 p.m.	P12N
Sat., 30.....	Long Beach State.....	TBD.....	P12N

December

Sun., 8.....	at San Diego State.....	12 p.m.	CBSSN
Sat., 14.....	Idaho State.....	1 p.m.	P12N
Tue., 17.....	at Tulane.....	7 p.m.	
Sun., 22.....	Connecticut.....	12:30 p.m.	ESPNU
Fri., 27.....	Mississippi Valley.....	7:30 p.m.	P12N
Sun., 29.....	Hartford.....	6 p.m.	P12N

January

Thurs., 2.....	at Arizona State *.....	6 p.m.	ESPNU
Sat., 4.....	at Arizona *.....	12 p.m.	P12N
Wed., 8.....	Utah *.....	8 p.m.	P12N
Sun., 12.....	Colorado *.....	12 p.m.	FS1
Wed., 15.....	at California *.....	8 p.m.	ESPNU
Sat., 18.....	at Stanford *.....	8 p.m.	ESPNU
Thurs., 23.....	Oregon *.....	8 p.m.	FS1
Sat., 25.....	Oregon State *.....	2 p.m.	P12N

February

Sat., 1.....	at Washington State *.....	3 p.m.	P12N
Thurs., 6.....	at Utah *.....	7 p.m.	P12N
Sun., 9.....	at Colorado *.....	6 p.m.	ESPNU
Wed., 12.....	Stanford *.....	6 p.m.	ESPN2
Sat., 15.....	California *.....	12 p.m.	P12N
Wed., 19.....	at Oregon *.....	6 p.m.	ESPN2
Sat., 22.....	at Oregon State *.....	1 p.m.	P12N
Fri., 28.....	Washington State *.....	7:30 p.m.	P12N

March

Thurs., 6.....	UCLA *.....	6 p.m.	ESPN/2
Sat., 8.....	USC *.....	1:30 p.m.	P12N
12-15.....	Pac-12 Tournament (3)		

- (1) 2K Sports Classic, Seattle, Wash.
 (2) 2K Sports Classic, New York, N.Y. (Madison Square Garden)
 (3) Las Vegas, Nev. (MGM Grand Garden Arena)

* Pac-12 Game
 Game times local to site.

**2012-13 RESULTS
 (18-16, 9-9)**

11/11	Loyola-Maryland (1)	W	85-63
11/13	Albany (1)	L	62-63
11/17	vs. Seton Hall (2)	W (OT)	84-73
11/18	#3 Ohio State (2)	L	66-77
11/24	Colorado State	L	55-73
11/28	Saint Louis	W	66-61
12/2	Cal State Fullerton	W	74-72
12/8	Nevada	L	73-76
12/13	at Seattle University (3)	W	87-74
12/15	Jackson State	W	75-67
12/20	Cal Poly	W	75-62
12/22	Northern Illinois	W	67-57
12/29	at Connecticut	L	53-61
1/5	at Washington State*	W	68-63
1/9	at California*	W	62-47
1/12	at Stanford*	W	65-60
1/16	Colorado*	W	64-54
1/19	Utah*	L	65-74
1/23	at Oregon State*	L	67-74
1/26	at #16 Oregon*	L	76-81
1/31	#8 Arizona*	L	53-57
2/2	Arizona State*	W	96-92
2/7	at UCLA*	L	57-59
2/10	at USC*	L	60-71
2/13	#23 Oregon*	L	52-65
2/16	Oregon State*	W	72-62
2/20	at #12 Arizona*	L	62-70
2/23	at Arizona State*	W	68-59
3/3	Washington State*	W	72-68
3/6	USC*	W	65-57
3/9	#23 UCLA*	L	54-61
3/13	vs. Washington State (4)	W	64-62
3/14	vs. Oregon (4)	L (OT)	77-80
3/19	vs. BYU (5)	L	79-90

- (1) Hall of Fame Classic home games
 (2) Hall of Fame Classic, Uncasville, Conn. (Moghegan Sun Arena)
 (3) Seattle, Wash. (KeyArena)
 (4) Pac-12 Tournament, Las Vegas, Nev. (MGM Grand Garden Arena)
 (5) NIT First Round, Provo Utah
 *Pac-12 Conference Game. Rankings listed are Associated Press.

RECENT FINISHES

Year	CONF.		ALL		Post.
	W-L	Fin.	W-L		
78-79	6-12	8t	11-16		
79-80	9-9	5	18-10	NIT	
80-81	8-10	5t	14-13		
81-82	11-7	4	19-10	NIT	
82-83	7-11	6t	16-15		
83-84	15-3	1t	24-7	NCAA*	
84-85	13-5	1t	22-10	NCAA	
85-86	13-5	2	19-12	NCAA	
86-87	10-8	3t	20-15	NIT	
87-88	5-13	8t	10-19		
88-89	8-10	6	12-16		
89-90	5-13	9	11-17		
90-91	5-13	10	14-14		
91-92	5-13	8	12-17		
92-93	7-11	8	13-14		
93-94	3-15	9	5-22		
94-95	5-13	7t	9-18		
95-96	9-9	5t	16-12	NIT	
96-97	10-8	6	17-11	NIT	
97-98	11-7	4	20-10	NCAA*	
98-99	10-8	4	17-12	NCAA	
99-00	5-13	8t	10-20		
00-01	4-14	9t	10-20		
01-02	5-13	8	11-18		
02-03	5-13	9	10-17		
03-04	12-6	2	19-12	NCAA	
04-05	14-4	2^	29-6	NCAA*	
05-06	13-5	2	26-7	NCAA*	
06-07	8-10	7	19-13		
07-08	7-11	8	16-17	CBI	
08-09	14-4	1	26-9	NCAA	
09-10	11-7	3^	26-10	NCAA*	
10-11	11-7	3^	24-11	NCAA	
11-12	14-4	1	24-11	NIT	
12-13	9-9	6t	18-16	NIT	

^ - Pac-10 Tournament Champion
 * - NCAA Sweet 16

2012-13 WASHINGTON STATISTICS (Overall: 18-8, Pac-12: 9-9/T-6th)

Player	GP-GS	Min/Avg	TOTAL		3-PTS		REBOUNDS						PF-FO	A	TO	Blk	Stl	Pts	Avg
			FG-A	Pct	3FG-A	Pct	FT-A	Pct	Off/Def	Tot	Avg								
Wilcox, C.J.	34-34	1184/34.8	201-480	.419	75-205	.366	93-114	.816	40/106	146	4.3	71-1	65	63	36	37	570	16.8	
Suggs, Scott	31-31	954/30.8	134-316	.424	55-142	.387	54-62	.871	11/60	71	2.3	60-0	41	60	9	19	377	12.2	
Gaddy, Abdul	34-34	1069/31.4	143-330	.433	25-81	.309	60-91	.659	39/69	108	3.2	102-3	157	103	9	34	371	10.9	
N'Diaye, Aziz	34-34	976/28.7	125-223	.561	0-1	.000	53-124	.427	112/196	308	9.1	75-1	11	59	40	16	303	8.9	
Andrews, Andrew	31-2	766/24.7	74-204	.363	20-74	.270	74-101	.733	24/68	92	3.0	81-1	72	56	6	21	242	7.8	
Kemp, Jr., Shawn	27-14	507/18.8	72-135	.533	0-0	.000	27-42	.643	40/41	81	3.0	49-1	5	28	16	2	171	6.3	
Simmons, Desmond	34-14	812/23.9	54-139	.388	6-17	.353	52-75	.693	76/144	220	6.5	79-1	34	36	13	28	166	4.9	
Jarreau, Jernard	31-7	393/12.7	35-87	.402	0-0	.000	28-37	.757	33/48	81	2.6	54-0	10	26	11	13	98	3.2	
Overstreet, Dion	2-0	2/1.0	0-0	.000	0-0	.000	2-2	1.000	0/0	0	0.0	0-0	0	1	0	0	2	1.0	
Stewart, Hikeem	16-0	129/8.1	3-13	.231	0-5	.000	2-3	.667	1/4	5	0.3	8-0	9	7	1	6	8	0.5	
Breunig, Martin	9-0	50/5.6	0-3	.000	0-2	.000	1-2	.500	2/5	7	0.8	3-0	1	2	0	1	1	0.1	
Sterling, Quinn	3-0	6/2.0	0-1	.000	0-1	.000	0-0	.000	0/0	0	0.0	1-0	0	2	0	1	0	0.0	
TEAM									61/57	118	3.5	1		6			0		
WASHINGTON	34		841-1931	.436	181-528	.343	446-653	.683	439/798	1237	36.4	584-8	405	449	141	178	2309	67.9	
Opponents	34		834-1927	.433	190-556	.342	427-623	.685	363/738	1101	32.4	582-	424	417	101	210	2285	67.2	



COUGAR FACTS

Location: Pullman, WA 99164
Founded/Enrollment: 1890/19,225
Colors: Crimson & Gray (Pantone® 201c/CG11)
Joined Pac-12: 1916-17
All-Time Record: 1,514-1,387 (111 years)
President: Dr. Elson S. Floyd
Faculty Rep: Ken Casavant
Director of Athletics: Bill Moos
SWA: Anne McCoy

Head Coach: Ken Bone
 (Seattle Pacific '83)
Career Record: 405-232 (21 years)
WSU Record: 70-65 (4 years)
Pac-12 Record: 26-46 (4 years)
Office: (509) 335-0240
Fax: (509) 335-0267

Assistant Coaches: Curtis Allen, Ray Lopes

Basketball SID: Jessica Schmick
E-mail: jessica_schmick@wsu.edu
Cell: (509) 781-0550

Local Radio: KXLY (920 AM)

Home Court: Friel Court (11,671/1973)
Record in Friel: 325-188 (40 years)
Press Row Phone: (509) 335-4940
Press Will-Call: Tunnel entrance, east side
Press Row Location: Upper level, opposite benches

RECORD HOLDERS

POINTS

Career: 2003 – Isaac Fontaine, 1994-97
Season: 733 – Klay Thompson, 2010-11
Game: 45 – Brian Quinnett vs. Loyola Marymount, 12/5/86

THREE-POINT FIELD GOALS

Career: 242 – Klay Thompson, 2009-11
Season: 98 – Klay Thompson, 2010-11
Game: 9 – Four times. Last, Derrick Low vs. Oregon, 1/27/07

REBOUNDS

Career: 992 – Steve Puidokas, 1974-77
Season: 323 – Ted Werner, 1964
Game: 27 – Jim McKean vs. West Virginia, 12/28/66

ASSISTS

Career: 473 – Bennie Seltzer, 1990-93
Season: 193 – Reggie Moore, 2012
Game: 15 – Donminic Ellison vs. Cal State Northridge, 1/25/95

STEALS

Career: 204 – Don Collins, 1977-80
Season: 76 – Don Collins, 1980
Game: 8 – Twice. Last, Mike Bush vs. Portland State, 12/20/99

BLOCKED SHOTS

Career: 176 – James Donaldson, 1976-79
Season: 82 – James Donaldson, 1978
Game: 10 – James Donaldson vs. Seattle Univ., 12/6/77

WASHINGTON STATE NUMERICAL ROSTER

No.	Name	Pos.	Ht.	Wt.	Yr.	Exp.	Hometown (Last School)
0	Ike Iroegbu	G	6-2	190	Fr.	HS	Elk Grove, Calif. (Oak Hill Academy)
3	Danny Lawhorn	G	5-11	165	Jr.	TR	Hartford, Conn. (San Jacinto College-Texas)
5	Will Dilorio	F	6-6	195	Sr.	2V	Bainbridge Island, Wash. (Bainbridge HS)
10	Dexter Kernich-Drew	G	6-7	190	Jr.*	2V	Melbourne, Australia (Caulfield Grammar)
13	James Hunter	F	6-10	265	Jr.	1V	Sydney, Australia (Gillette College-Wyo.)
14	George Hill	G	6-2	190	Jr.	SQ	Indianola, Wash. (Kingston HS)
15	Junior Longrus	F	6-7	240	So.	1V	Oakland, Calif. (Bishop O'Dowd HS)
20	Jordan Railey	C	7-0	245	Jr.*	SQ	Beaverton, Ore. (Iowa State)
21	Dominic Ballard	G	6-4	199	So.*	1V	Seattle, Wash. (Bothell HS)
22	Royce Woolridge	G	6-3	180	Jr.*	1V	Phoenix, Ariz. (Kansas)
23	D.J. Shelton	F	6-10	250	Sr.*	2V	Rialto, Calif. (Citrus College)
24	Josh Hawkinson	F	6-10	245	Fr.	HS	Shoreline, Wash. (Shorewood HS)
25	DaVonté Lacy	G	6-4	215	Jr.	2V	Tacoma, Wash. (Curtis HS)
31	Keaton Hayenga	F	6-5	209	Sr.	1V	Sammamish, Wash. (Bellevue CC)
32	Que Johnson	G	6-5	205	Fr.*	SQ	Pontiac, Mich. (Westwind Prep-Ariz.)
33	Brett Boese	F	6-7	230	So.	1V	Spokane, Wash. (Shadle Park HS)

* - Has used redshirt year. ^- Will redshirt the 2012-13 season. Returning starter in **bold**.



HEAD COACH - KEN BONE

- Named the 17th coach in Cougar history on April 7, 2009.
- Guided the Cougars to the NIT Semifinals in 2011, where they fell to eventual champion Wichita State.
- Led Portland State to back-to-back NCAA Tournament appearances in 2007-08 and 2008-09. The Vikings posted a 46-20 record over those two years, the best consecutive seasons in the team's 48-year history.
- During his final two years at PSU, he coached a Big Sky Conference Player and Newcomer of the Year, the Big Sky Defensive Player of the Year and six All-Big Sky selections.
- In 2000, named both NABC District 8 Coach of the Year and PacWest Conference Co-Coach of the Year.

BONE YEAR-BY-YEAR

Year	School	ALL W-L	CONFERENCE W-L	Fin.	Conf.	POSTSEASON NCAA	Other
1984-85	&Cal State Stanislaus	5-21	N/A	N/A	N/A		
<i>Cal State Stanislaus totals</i>		<i>5-21 (.192)</i>	<i>N/A</i>				
1990-91	^Seattle Pacific	17-10	5-3	T1st	PacWest		
1991-92	^Seattle Pacific	23-8	7-3	T1st	PacWest		
1992-93	^Seattle Pacific	21-9	7-3	T3rd	PacWest		
1993-94	^Seattle Pacific	18-10	6-6	T3rd	PacWest	0-1	
1994-95	^Seattle Pacific	20-9	9-3	1st	PacWest	2-1	
1995-96	^Seattle Pacific	23-6	9-3	T1st	PacWest	2-1	
1996-97	^Seattle Pacific	18-9	6-6	T3rd	PacWest		
1997-98	^Seattle Pacific	18-12	7-5	T2nd	PacWest	2-1	
1998-99	^Seattle Pacific	23-8	12-6	T3rd	PacWest	2-1	
1999-00	^Seattle Pacific	27-5	12-2	1st	PacWest	3-1	
2000-01	^Seattle Pacific	21-6	14-4	2nd	PacWest	0-1	
2001-02	^Seattle Pacific	24-5	15-3	T1st	PacWest	1-1	
<i>Seattle Pacific totals (12 years)</i>		<i>253-97 (.723)</i>	<i>109-47 (.699)</i>			<i>12-8 (.600)</i>	<i>0-0</i>
2005-06	Portland State	12-16	5-9	T5th	Big Sky		
2006-07	Portland State	19-13	9-7	4th	Big Sky		
2007-08	Portland State	23-10	14-2	1st	Big Sky	0-1	
2008-09	Portland State	23-10	11-5	T2nd	Big Sky	0-1	
<i>Portland State totals (4 years)</i>		<i>77-49 (.611)</i>	<i>39-23 (.629)</i>			<i>0-2 (.000)</i>	<i>0-0</i>
2009-10	Washington State	16-15	6-12	10th	Pac-10		
2010-11	Washington State	22-12	9-9	6th	Pac-10		3-1&
2011-12	Washington State	19-18	7-11	T8th	Pac-12		4-2 (CBI)
2012-13	Washington State	13-19	4-14	T11th	Pac-12		
<i>Washington State totals (4 years)</i>		<i>70-65 (.522)</i>	<i>26-46 (.361)</i>			<i>3-1 (.350)</i>	<i>4-2 (.667)</i>
Career totals (21 years)		405-230 (.638)	176-126 (.583)			15-11 (.578)	4-2 (.667)

& Record at Division III, ^Record at Division II



2013-14 SCHEDULE

November

Table of November games including dates, opponents, times, and TV channels.

December

Table of December games including dates, opponents, times, and TV channels.

January

Table of January games including dates, opponents, times, and TV channels.

February

Table of February games including dates, opponents, times, and TV channels.

March

Table of March games including dates, opponents, times, and TV channels.

- (1) Old Spice Classic, Orlando, Fla. (HP Field House)
(2) Kennewick, Wash. (Toyota Center)
(3) Las Vegas, Nev. (MGM Grand Garden Arena)

* Pac-12 Game
Game times local to site.

2012-13 RESULTS (13-19, 4-14)

Table of 2012-13 game results with columns for date, opponent, score, and result.

- (1) CBE Hall of Fame Classic, Pullman, Wash.
(2) CBE Hall of Fame Classic, Kansas City, Mo.
(3) Cougar Hardwood Classic, Seattle, Wash. (KeyArena)
(4) Kennewick, Wash. (Toyota Center)
(5) Pac-12 Tournament, Las Vegas, Nev. (MGM Grand Garden Arena)
*Pac-12 Conference Game. Rankings listed are Associated Press.

RECENT FINISHES

Table showing recent finishes with columns for Year, CONF. W-L, Fin., ALL W-L, Post., and NIT.

* - NCAA Sweet Sixteen
% - NIT Final Four

2012-13 WASHINGTON STATE STATISTICS (Overall: 13-19, Pac-12: 4-14/T-11th)

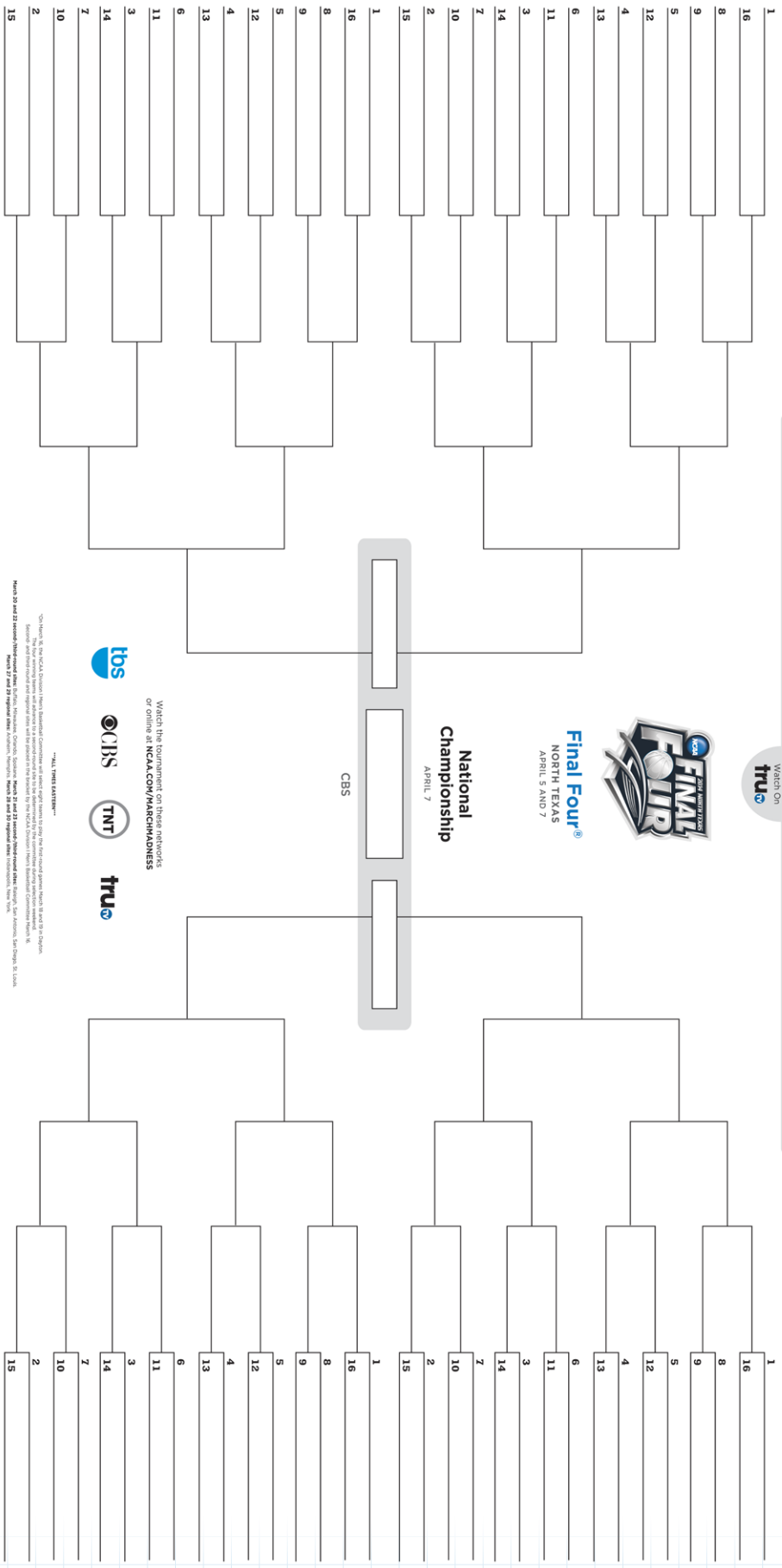
Comprehensive statistics table for the 2012-13 season, including player names, GP-GS, Min/Avg, FG-A, Pct, 3FG-A, FT-A, REBOUNDS, PF-FO, A, TO, Blk, Stl, Pts, and Avg.

2014 NCAA® Division I

MEN'S BASKETBALL CHAMPIONSHIP

NCAA.com

Second Round MARCH 20-21	Third Round MARCH 22-23	Regional Semifinals MARCH 27-28	Regional Finals MARCH 29-30	National Semifinals APRIL 5	NATIONAL BRACKET DAY MARCH 1	Regional Semifinals MARCH 7-28	Regional Finals MARCH 29-30	Third Round MARCH 22-23	Second Round MARCH 20-21
-----------------------------	----------------------------	------------------------------------	--------------------------------	--------------------------------	---------------------------------	-----------------------------------	--------------------------------	----------------------------	-----------------------------



First Four®

16	16	TBD	TBD
16	16	TBD	TBD

First Round*
DAYTON
MARCH 18-19
WATCH ON
tru

Final Four®
NORTH TEXAS
APRIL 5 AND 7

National Championship
APRIL 7

CBS

Watch the tournament on these networks
or online at NCAA.com/MAKESHOWNESS

fbs **CBS** **TNT** **tru**

*TBD means the 2014 NCAA Division I Men's Basketball Championship will feature eight teams in the First Four and quarterfinals on March 18 and 19. Division I men's basketball will feature a record 16 teams in the championship bracket. For the first time, the championship will feature a "Final Four" weekend on April 5 and 7. The 2014 NCAA Division I Men's Basketball Championship will be held at the Alamodome in San Antonio, Texas. The 2014 NCAA Division I Men's Basketball Championship will be held at the Alamodome in San Antonio, Texas. The 2014 NCAA Division I Men's Basketball Championship will be held at the Alamodome in San Antonio, Texas. The 2014 NCAA Division I Men's Basketball Championship will be held at the Alamodome in San Antonio, Texas.



► **UCLA BRUINS (25-10, 13-5)**
2013 Pac-12 Champions



► **OREGON DUCKS (28-9, 12-6)**
2013 Pac-12 Tournament Champions



2012-13 PAC-12 CONFERENCE MEN'S BASKETBALL STANDINGS

	CONFERENCE					OVERALL					
	W	L	PCT	HOME	AWAY	W	L	PCT	HOME	AWAY	NEUT
UCLA (NCAA)	13	5	.722	7-2	6-3	25	10	.7314	15-3	6-3	4-4
Arizona (NCAA)	12	6	.667	7-2	5-4	27	8	.771	14-2	7-4	6-1
Oregon* (NCAA)	12	6	.667	7-2	5-4	28	9	.757	17-2	6-5	5-1
California (NCAA)	12	6	.667	7-2	5-4	21	12	.636	11-5	6-5	4-1
Colorado (NCAA)	10	8	.556	6-3	4-5	21	12	.636	12-3	5-7	4-2
Arizona State (NIT)	9	9	.500	6-3	3-6	22	13	.629	16-4	4-7	2-2
Stanford (NIT)	9	9	.500	5-4	4-5	19	15	.559	12-5	5-7	2-3
Washington (NIT)	9	9	.500	5-4	4-5	18	16	.529	11-7	5-7	2-2
USC	9	9	.500	6-3	3-6	14	18	.438	10-6	3-9	1-3
Utah	5	13	.278	4-5	1-8	15	18	.455	11-7	2-10	2-1
Oregon State	4	14	.222	2-7	2-7	14	18	.438	9-8	3-8	2-2
Washington State	4	14	.222	3-6	1-8	13	19	.406	10-7	1-9	2-3

* - Pac-12 Tournament Champions

- NIT Champions, & - CBI Runner-up

EIGHT TEAMS REACH POSTSEASON ARIZONA, OREGON IN SWEET 16

The Pac-12 placed five teams in the NCAA Tournament, with another three teams playing in the NIT. The five teams in the NCAA Tournament represented the most by the Pac-12 since six participated in the 2009 NCAA Tournament. With ARIZONA and OREGON advancing to the Sweet 16, it marked the first time the league placed two teams in the regional semifinals since 2008.

In one of the closest league races in years, UCLA captured its 31st regular season Conference title, and first since the 2008 season. The Bruins are just the third Conference champion to post a 13-5 league record under the 18-game league schedule in 35 seasons of Pac-10/Pac-12 competition.

After 11 years in Los Angeles, the Pac-12 moved its championship to Las Vegas where the MGM Grand Garden Arena played host to the league's postseason tournament... Similar to the regular season where 57 of 108 league games were decided by single digits, the 11-game Pac-12 Tournament provided eight games decided by single digits, including a tournament record three overtime games... OREGON won its third Pac-12 Tournament title, and first since 2007. The Ducks were the fifth different league school to capture the postseason crown over the last six years.

Earning All-America recognition for their efforts during the 2012-13 season were CALIFORNIA junior G **Allen Crabbe** (NABC Third Team), and UCLA freshman G/F **Shabazz Muhammad** (Sporting News Second Team, USBWA All-Freshman First Team). Crabbe (18.4 ppg/6.1 rpg) was named the Pac-12 Player of the Year, becoming the third California player in the last four years to earn the honor... Muhammad (17.9 ppg) and ARIZONA STATE freshman G **Jahii Carson** (18.5 ppg/5.1 apg) shared Pac-12 Co-Freshman of the Year honors. Carson was the nation's top freshman scorer... COLORADO junior F **André Roberson** was tabbed the Pac-12 Defensive Player of the Year after leading the league with 11.2 rebounds per game (second in the nation). He also added 2.2 steals per game (2nd in Pac-12) and 1.3 blocked shots per game (8th in Pac-12)... STANFORD junior F **Dwight Powell** was named the Pac-12's Most Improved Player. During the 2012 season, he averaged 5.8 points and 4.6 rebounds. He boosted those numbers during the 2013 season to 14.9 points per game and 8.4 rebounds per game... OREGON coach **Dana Altman** was tabbed as the John R. Wooden Pac-12 Coach of the Year, as well as picking up NABC District 20 Coach of the Year honors, as he guided the Ducks to their third consecutive 20-win season, a Pac-12 Tournament title and an appearance in the NCAA Sweet 16 where they lost to eventual NCAA champion Louisville... ARIZONA STATE senior G/F **Carrick Felix**, who earned All-Pac-12 Second Team honors, was named the Pac-12 Scholar-Athlete of the Year. Felix graduated with a B.S. in Communications in the spring of 2012 and was accepted into the Masters of Liberal Studies program where he is studying for his masters degree.



CALIFORNIA's Allen Crabbe was named the Pac-12 Player of the Year after leading the Golden Bears to their fourth 20-win season in five years. He averaged 18.4 points and 6.1 rebounds in 2012-13 and became the third different Cal player to earn the honor over the last four years.

POSTSEASON HONORS

NABC District 20

Jahii Carson, Arizona State (1st)
 Allen Crabbe, California (1st)
 Solomon Hill, Arizona (1st)
 Mark Lyons, Arizona (1st)
 Shabazz Muhammad, UCLA (1st)
 Spencer Dinwiddie, Colorado (2nd)
 Carrick Felix, Arizona State (2nd)
 Brock Motum, Washington State (2nd)
 Dwight Powell, Stanford (2nd)
 E.J. Singler, Oregon (2nd)
 C.J. Wilcox, Washington (2nd)

NABC District 20 Coach of the Year

Dana Altman, Oregon

USBWA All-District VIII

Spencer Dinwiddie, Colorado
 André Roberson, Colorado*
 *District VIII Player of the Year

USBWA All-District IX

Jahii Carson, Arizona State
 Allen Crabbe, California
 Carrick Felix, Arizona State
 Solomon Hill, Arizona
 Mark Lyons, Arizona
 Brock Motum, Washington State
 Shabazz Muhammad, UCLA

USBWA Freshman All-America Team

Shabazz Muhammad, UCLA (1st)

The Sporting News All-America Team

Shabazz Muhammad, UCLA (2nd)

NABC All-America Team

Allen Crabbe, California (3rd)

2013 NBA DRAFT

First Round

- 14. Shabazz Muhammad, UCLA
Utah Jazz
- 23. Solomon Hill, Arizona
Indiana Pacers
- 26. Andre Roberson, Colorado
Minnesota Timberwolves

Second Round

- 31. Allen Crabbe, California
Cleveland Cavaliers
- 33. Carrick Felix, Arizona State
Cleveland Cavaliers
- 40. Grant Jerrett, Arizona
Portland Trail Blazers
- 54. Arsalan Kazemi, Oregon
Washington Wizards

ALL-PAC-12 TEAM

FIRST TEAM

Name, School	Pos	Yr	Ht	Wt	Hometown (Last School)
Jahii Carson, ASU	G	Fr.	5-10	160	Mesa, Ariz. (Mesa HS)
Allen Crabbe, CAL	G	Jr.	6-6	205	Los Angeles, Calif. (Price HS)
Spencer Dinwiddie, COLO	G	So.	6-5	190	Woodland Hills, Calif. (Taft HS)
Larry Drew II, UCLA	G	Sr.	6-2	180	Encino, Calif. (North Carolina)
Solomon Hill, ARIZ	F	Sr.	6-7	220	Los Angeles, Calif. (Fairfax HS)
Mark Lyons, ARIZ	G	Sr.	6-1	200	Schenectady, N.Y. (Xavier)
Shabazz Muhammad, UCLA	G/F	Fr.	6-6	225	Las Vegas, Nev. (Bishop Gorman HS)
Dwight Powell, STAN	F	Jr.	6-9	225	Toronto, Ontario, Canada (IMG Academy)
André Roberson, COLO	F	Jr.	6-7	210	San Antonio, Texas (Wagner HS)
E.J. Singler, ORE	F	Sr.	6-6	215	Medford, Ore. (South Medford HS)

SECOND TEAM

Name, School	Pos	Yr	Ht	Wt	Hometown
Kyle Anderson, UCLA	G	Fr.	6-9	235	Fairview, N.J. (St. Anthony HS)
Justin Cobbs, CAL	G	Jr.	6-2	195	Los Angeles, Calif. (Minnesota)
Carrick Felix, ASU	G/F	Sr.	6-6	197	Goodyear, Ariz. (College of Southern Idaho)
Brock Motum, WSU	F	Sr.	6-10	230	Brisbane, Aus. (Australia Institute of Sport)
C.J. Wilcox, WASH	G	Jr.	6-5	195	Pleasant Grove, Utah (Pleasant Grove HS)

Honorable Mention (receiving at least three votes): Jio Fontan (USC, Sr., G), Arsalan Kazemi (ORE, Sr., F), Roberto Nelson (OSU, Jr., G), Jason Washburn (UTAH, Sr., C), Eric Wise (USC, Sr., F).

PAC-12 ALL-FRESHMAN TEAM

Name, School	Pos	Ht	Wt	Hometown
Kyle Anderson, UCLA	G	6-9	235	Fairview, N.J. (St. Anthony HS)
Jahii Carson, ASU	G	5-10	160	Mesa, Ariz. (Mesa HS)
Damyean Dotson, ORE	G	6-5	200	Houston, Texas (Yates HS)
Shabazz Muhammad, UCLA	G/F	6-6	225	Las Vegas, Nev.
Josh Scott, COLO	F	6-10	215	Monument, Colo. (Lewis-Palmer HS)

Honorable Mention (receiving at least three votes): Jordan Adams (UCLA, G), Kaleb Tarczewski (ARIZ, C).

PAC-12 ALL-DEFENSIVE TEAM

Name, School	Pos	Yr.	Ht	Wt	Hometown (Last School)
Jordan Bachynski, ASU	C	Jr.	7-2	257	Calgary, Alberta, Canada (Centennial HS)
Carrick Felix, ASU	G/F	Sr.	6-6	197	Goodyear, Ariz. (College of Southern Idaho)
Josh Huestis, STAN	F	Jr.	6-7	225	Great Falls, Mont. (C.M. Russell HS)
Arsalan Kazemi, ORE	F	Sr.	6-7	222	Esfahan, Iran (Patterson HS)
André Roberson, COLO	F	Jr.	6-7	210	San Antonio, Texas (Wagner HS)

Honorable Mention (receiving at least three votes): Nick Johnson (ARIZ, So., G), Eric Moreland (OSU, So., F).

PAC-12 ALL-ACADEMIC TEAM

FIRST TEAM

Name, School	Year	GPA	Major
Sabatino Chen, Colorado	Sr.	3.51	Actuarial Studies
Carrick Felix, Arizona State	Grad.	3.50	Liberal Studies
John Gage, Stanford	Jr.	3.65	Economics
Robbie Lemons, Stanford	Jr.	3.51	Economics
Jeremy Olsen, Utah	RS Fr.	3.79	Busines

Second Team

Andy Brown, Stanford	RS Sr.	3.35	Communication
Shane Harris-Tunks, Colorado	RS Jr.	3.39	Advertising
Stefan Nastic, Stanford	RS So.	3.28	Psychology
Dwight Powell, Stanford	Jr.	3.23	Science, Technology & Society
Chasson Randle, Stanford	So.	3.35	Undeclared

Honorable Mention: Angus Brandt, Sr., OSU; Anthony Brown, Jr., STAN; David Kravish, So., CAL.

Pac-12 Player of the Year: Allen Crabbe, California

Pac-12 Co-Freshman of the Year: Jahii Carson, Arizona State; Shabazz Muhammad, UCLA

Pac-12 Defensive Player of the Year: André Roberson, Colorado

Pac-12 Most Improved Player: Dwight Powell, Stanford

Pac-12 Coach of the Year: Dana Altman, Oregon

Toyo Tires Pac-12 Scholar-Athlete of the Year: Carrick Felix, Arizona State

FINAL POLLS

AP

March 18 - Final

1	Gonzaga (45)	31-2	1,604
2	Louisville (20)	29-5	1,579
3	Kansas	29-5	1,459
4	Indiana	27-6	1,410
5	Miami (FL)	27-6	1,353
6	Duke	27-5	1,297
7	Ohio State	26-7	1,243
8	Georgetown	25-6	1,204
9	Michigan State	25-8	1,038
10	New Mexico	29-5	989
10	Michigan	26-7	989
12	Kansas State	27-7	903
13	Saint Louis	27-6	810
14	Florida	26-7	768
15	Marquette	23-8	646
16	Syracuse	26-9	626
17	Oklahoma State	24-8	595
18	Wisconsin	23-11	528
19	Memphis	30-4	424
20	Pittsburgh	24-8	293
21	ARIZONA	25-7	259
22	Creighton	27-7	215
23	Notre Dame	25-9	198
24	UCLA	25-9	189
25	OREGON	26-8	172

ESPN/USA Today

April 9 - Final

1	Louisville (31)	34-5	775
2	Michigan	31-7	744
3	Syracuse	30-10	696
4	Wichita State	30-9	643
5	Duke	30-6	607
6	Ohio State	29-8	594
7	Indiana	29-7	568
8	Kansas	31-6	533
9	Florida	29-8	530
10	Miami (FL)	29-7	487
11	Marquette	26-9	475
12	Gonzaga	32-3	444
13	Michigan State	27-9	440
14	ARIZONA	27-8	359
15	OREGON	28-9	320
16	Saint Louis	28-7	265
17	Georgetown	25-7	253
18	Memphis	31-5	185
19	New Mexico	29-6	165
20	Kansas State	27-8	147
21	Creighton	28-8	134
22	Wisconsin	23-12	101
23	VCU	27-9	99
24	La Salle	24-10	97
25	Florida Gulf Coast	26-11	91

PAC-12 VS:

America East.....	2-1
Atlantic Coast.....	3-1
Atlantic Sun.....	1-0
Atlantic 10.....	3-0
Big East.....	1-7
Big Sky.....	11-1
Big South.....	1-0
Big Ten.....	3-8
Big 12.....	6-5
Big West.....	14-2
Colonial.....	1-1
Conference USA.....	4-1
Great West.....	1-0
Horizon.....	2-0
Ivy.....	3-1
Metro Atlantic.....	2-0
Mid-American.....	3-0
Mid-Continent.....	0-0
Mid-Eastern.....	4-0
Missouri Valley.....	3-2
Mountain West.....	9-7
North Atlantic.....	0-0
Northeast.....	0-0
Ohio Valley.....	3-1
Patriot.....	1-0
Southeastern.....	6-4
Southern.....	1-0
Southland.....	3-0
Southwestern.....	10-0
Summit.....	0-0
Sun Belt.....	0-0
West Coast.....	4-4
Western Athletic.....	8-0
Independent.....	4-0
D I Reclassifying.....	0-0
Non-Division I.....	2-0
Total - All.....	105-41 (.719)
Total - Div. I.....	103-41 (.715)

DOUBLE-DOUBLES

Carrick Felix, ASU (13).....	13
Eric Moreland, OSU (15).....	12
André Roberson, COLO (37).....	12
Aziz N'Diaye, WASH (16).....	11
Arsalan Kazemi, ORE (11).....	11
Dwight Powell, STAN (11).....	10
Josh Huestis, STAN (11).....	9
Kyle Anderson, UCLA (8).....	8
Joe Burton, OSU (10).....	6
Brock Motum, WSU (8).....	5
Jason Washburn, UTAH (8).....	5
Jordan Bachynski, ASU (5)*.....	4
Jordan Loveridge, UTAH (4).....	4
Jonathan Gilling, ASU (3).....	3
David Kravish, CAL (3).....	3
Shabazz Muhammad, UCLA (3).....	3
Desmond Simmons, WASH (3).....	3
Richard Solomon, CAL (4).....	3
Eric Wise, USC (3).....	3
Brandon Ashley, ARIZ (2).....	2
Dallin Bachynski, UTAH (2).....	2
Devon Collier, OSU (5).....	2
Allen Crabbe, CAL (6).....	2
Dewayne Dedmon, USC (2).....	2
Solomon Hill, ARIZ (14).....	2
Xavier Johnson, COLO (2).....	2
Mike Ladd, WSU (2).....	2
Omar Oraby, USC (2).....	2
Josh Scott, COLO (2).....	2
Tyrone Wallace, CAL (2).....	2
David Wear, UCLA (4).....	2
Angus Brandt, OSU (1).....	1
Jahii Carson, ASU (1).....	1
Jio Fontan, USC (1).....	1
Aaron Fuller, USC (1).....	1
Shawn Kemp Jr., WASH (1).....	1
Dexter Kernich-Drew, WSU (1).....	1
D.J. Shelton, WSU (1).....	1

() - career totals
* - Includes triple-double

PAC-12 PLAYERS OF THE WEEK

- 11/11 - Ahmad Starks, G, OSU
- 11/18 - Askia Booker, G, COLO
- 11/25 - Justin Cobbs, G, CAL
- 12/3 - Carrick Felix, F, ASU
- 12/10 - Brock Motum, F, WSU
- 12/17 - André Roberson, F, COLO
- 12/24 - Eric Moreland, F, OSU
- 12/31 - Shabazz Muhammad, F, UCLA
- 1/7 - Carrick Felix, F, ASU
- 1/14 - C.J. Wilcox, G, WASH
- 1/21 - Mark Lyons, G, ARIZ
- 1/28 - Carrick Felix, G, ASU
- 2/4 - Josh Huestis, F, STAN
- 2/11 - Allen Crabbe, G, CAL
- 2/18 - Allen Crabbe, G, CAL
- 2/25 - Justin Cobbs, G, CAL
- 3/4 - Kyle Anderson, G, UCLA
- 3/11 - Brock Motum, F, WSU

2012-13 HOME ATTENDANCE

School (Arena Cap.)	Games	Att.	Avg.	Cap. Pct.
ARIZ (14,538)	16	226,505	14,157	97.4
ASU (10,734)	20	122,860	6,143	57.2
CAL (11,877)	16	132,757	8,297	69.9
COLO (11,064)	15	155,884	10,392	93.9
ORE (12,369)	19	144,439	7,602	61.5
OSU (10,400)	17	81,331	4,784	46.0
STAN (7,329)	17	77,003	4,530	61.8
UCLA (13,800)	18	171,874	9,549	69.2
USC (10,258)	16	67,880	4,242	41.4
UTAH (15,000)	18	155,002	8,611	57.4
WASH (10,000)	18	142,860	7,937	79.4
WSU (11,671)	17	83,311	4,901	42.0
Totals	207	1,561,706	7,544	

SCORING

	Cl	G	FG	3FG	FT	Pts	Avg/G
1. Motum, Brock-WSU	SR	32	216	45	120	597	18.7
2. Carson, Jahii-ASU	FR	35	231	33	152	647	18.5
3. Crabbe, Allen-CAL	JR	33	215	64	113	607	18.4
4. Muhammad, Shabazz-UCLA	FR	32	202	40	128	572	17.9
5. Nelson, Roberto-OSU	JR	32	179	56	155	569	17.8
6. Wilcox, C.J.-WASH	JR	34	201	75	93	570	16.8
7. Lyons, Mark-ARIZ	SR	35	177	67	125	546	15.6
8. Adams, Jordan-UCLA	FR	33	165	46	129	505	15.3
Dinwiddie, Spencer-COLO	SO	33	130	47	198	505	15.3
10. Cobbs, Justin-CAL	JR	33	172	26	127	497	15.1
11. Powell, Dwight-STAN	JR	34	179	15	133	506	14.9
12. Felix, Carrick-ASU	SR	35	189	52	81	511	14.6
13. Randle, Chasson-STAN	SO	34	156	61	91	464	13.6
14. Hill, Solomon-ARIZ	SR	35	158	57	95	468	13.4
15. Collier, Devon-OSU	JR	32	146	0	112	404	12.6
16. DuBois, Jarred-UTAH	SR	32	121	42	114	398	12.4
17. Booker, Askia-COLO	SO	33	152	49	57	410	12.4
18. Suggs, Scott-WASH	SR	31	134	55	54	377	12.2
19. Loveridge, Jordan-UTAH	FR	32	136	35	80	387	12.1
20. Wise, Eric-USC	SR	32	146	21	69	382	11.9

REBOUNDING

	Cl	G	OFF	DEF	TOT	Avg/G
1. Roberson, Andre-COLO	JR	31	92	255	347	11.2
2. Moreland, Eric-OSU	SO	29	85	222	307	10.6
3. Kazemi, Arsalan-ORE	SR	35	98	252	350	10.0
4. N'Diaye, Aziz-WASH	SR	34	112	196	308	9.1
5. Huestis, Josh-STAN	JR	34	111	196	307	9.0
6. Anderson, Kyle-UCLA	FR	35	74	228	302	8.6
7. Powell, Dwight-STAN	JR	34	72	213	285	8.4
8. Felix, Carrick-ASU	SR	35	73	212	285	8.1
9. Loveridge, Jordan-UTAH	FR	32	73	150	223	7.0
10. Dedmon, Dewayne-USC	JR	31	70	146	216	7.0
11. Kravish, David-CAL	SO	33	68	161	229	6.9
12. Solomon, Richard-CAL	JR	33	72	154	226	6.8
13. Washburn, Jason-UTAH	SR	33	66	157	223	6.8
14. Simmons, Desmond-WASH	SO	34	76	144	220	6.5
15. Burton, Joe-OSU	SR	32	76	130	206	6.4
16. Motum, Brock-WSU	SR	32	61	140	201	6.3
17. Gilling, Jonathan-ASU	SO	35	30	183	213	6.1
18. Crabbe, Allen-CAL	JR	33	33	167	200	6.1
19. Tarczewski, Kaleb-ARIZ	FR	35	73	139	212	6.1
20. Collier, Devon-OSU	JR	32	80	112	192	6.0

FIELD GOAL PCT (Min. 3.0 made per game)

	Cl	G	FG	FGA	Pct.
1. Kazemi, Arsalan-ORE	SR	35	113	190	.595
2. Bachynski, Jordan-ASU	JR	35	134	230	.583
3. Moreland, Eric-OSU	SO	29	105	183	.574
4. N'Diaye, Aziz-WASH	SR	34	125	223	.561
5. Washburn, Jason-UTAH	SR	33	166	302	.550
6. Woods, Tony-ORE	SR	37	126	241	.523
7. Johnson, Xavier-COLO	FR	33	105	204	.515
8. Collier, Devon-OSU	JR	32	146	285	.512
9. Felix, Carrick-ASU	SR	35	189	378	.500
10. Burton, Joe-OSU	SR	32	151	303	.498

ASSISTS

	Cl	G	Asst	Avg/G
1. Drew II, Larry-UCLA	SR	35	256	7.31
2. Fontan, Jio-USC	SR	32	168	5.25
3. Carson, Jahii-ASU	FR	35	177	5.06
4. Cobbs, Justin-CAL	JR	33	158	4.79
5. Gaddy, Abdul-WASH	SR	34	157	4.62
6. Anderson, Kyle-UCLA	FR	35	122	3.49
7. Bright, Aaron-STAN	JR	30	103	3.43
8. Burton, Joe-OSU	SR	32	109	3.41
9. Artis, Dominic-ORE	FR	28	90	3.21
10. Johnson, Nick-ARIZ	SO	35	112	3.20

FREE THROW PCT (Min. 2.0 made per game)

	Cl	G	FTM	FTA	Pct
1. Lyons, Mark-ARIZ	SR	35	125	146	.856
2. DuBois, Jarred-UTAH	SR	32	114	134	.851
3. Adams, Jordan-UCLA	FR	33	129	153	.843
4. Cobbs, Justin-CAL	JR	33	127	151	.841
5. Dinwiddie, Spencer-COLO	SO	33	198	240	.825
6. Wilcox, C.J.-WASH	JR	34	93	114	.816
7. Wear, Travis-UCLA	JR	32	66	81	.815
8. Crabbe, Allen-CAL	JR	33	113	139	.813
9. Powell, Dwight-STAN	JR	34	133	167	.796
10. Singler, E.J.-ORE	SR	37	99	126	.786

STEALS

	Cl	G	Stl	Avg/G
1. Adams, Jordan-UCLA	FR	33	73	2.21
2. Roberson, Andre-COLO	JR	31	67	2.16
3. Kazemi, Arsalan-ORE	SR	35	71	2.03
4. Johnson, Nick-ARIZ	SO	35	68	1.94
5. Anderson, Kyle-UCLA	FR	35	62	1.77
6. Artis, Dominic-ORE	FR	28	43	1.54
7. Felix, Carrick-ASU	SR	35	50	1.43
8. Drew II, Larry-UCLA	SR	35	49	1.40
9. Loyd, Johnathan-ORE	JR	37	51	1.38
10. Gordon, Evan-ASU	JR	35	47	1.34

3-POINT FG PCT (Min. 1.0 made per game)

	Cl	G	3FG	FGA	Pct
1. Gage, John-STAN	JR	34	45	101	.446
2. Taylor, Brandon-UTAH	FR	29	34	81	.420
3. DuBois, Jarred-UTAH	SR	32	42	101	.416
4. Nelson, Roberto-OSU	JR	32	56	141	.397
5. Parrrom, Kevin-ARIZ	SR	35	42	106	.396
6. Starks, Ahmad-OSU	JR	32	64	162	.395
7. Johnson, Nick-ARIZ	SO	35	42	107	.393
8. Hill, Solomon-ARIZ	SR	35	57	146	.390
9. Suggs, Scott-WASH	SR	31	55	142	.387
10. Woolridge, Royce-WSU	SO	32	43	113	.381

3-POINT FG MADE

	Cl	G	3FG	Avg/G
1. Gilling, Jonathan-ASU	SO	35	84	2.40
2. Wilcox, C.J.-WASH	JR	34	75	2.21
3. Terrell, J.T.-USC	JR	31	67	2.16
4. Starks, Ahmad-OSU	JR	32	64	2.00
5. Crabbe, Allen-CAL	JR	33	64	1.94
6. Lyons, Mark-ARIZ	SR	35	67	1.91
7. Lacy, DeVonte-WSU	SO	25	46	1.84
8. Randle, Chasson-STAN	SO	34	61	1.79
9. Suggs, Scott-WASH	SR	31	55	1.77
10. Nelson, Roberto-OSU	JR	32	56	1.75

BLOCKED SHOTS

	Cl	G	Blk	Avg/G
1. Bachynski, Jordan-ASU	JR	35	120	3.43
2. Moreland, Eric-OSU	SO	29	73	2.52
3. Dedmon, Dewayne-USC	JR	31	66	2.13
4. Huestis, Josh-STAN	JR	34	71	2.09
5. Kravish, David-CAL	SO	33	56	1.70
6. Washburn, Jason-UTAH	SR	33	49	1.48
7. Oraby, Omar-USC	JR	32	47	1.47
8. Roberson, Andre-COLO	JR	31	41	1.32
9. N'Diaye, Aziz-WASH	SR	34	40	1.18
10. Powell, Dwight-STAN	JR	34	39	1.15

ASSIST/TURNOVER RATIO (Min. 3.0 assists/game)

	Cl	G	Asst	Avg	Turn	Avg	Ratio
1. Drew II, Larry-UCLA	SR	35	256	7.3	86	2.5	2.98
2. Bright, Aaron-STAN	JR	30	103	3.4	49	1.6	2.10
3. Fontan, Jio-USC	SR	32	168	5.3	90	2.8	1.87
4. Johnson, Nick-ARIZ	SO	35	112	3.2	66	1.9	1.70
5. Anderson, Kyle-UCLA	FR	35	122	3.5	73	2.1	1.67
6. Cobbs, Justin-CAL	JR	33	158	4.8	97	2.9	1.63
7. Gaddy, Abdul-WASH	SR	34	157	4.6	103	3.0	1.52
8. Carson, Jahii-ASU	FR	35	177	5.1	124	3.5	1.43
9. DuBois, Jarred-UTAH	SR	32	99	3.1	71	2.2	1.39
10. Dinwiddie, Spencer-COLO	SO	33	99	3.0	73	2.2	1.36

MINUTES PLAYED

	Cl	G	Min.	Avg/G
1. Carson, Jahii-ASU	FR	35	1303	37.23
2. Crabbe, Allen-CAL	JR	33	1195	36.21
3. Cobbs, Justin-CAL	JR	33	1175	35.61
4. Drew II, Larry-UCLA	SR	35	1243	35.51
5. Motum, Brock-WSU	SR	32	1131	35.34
6. Felix, Carrick-ASU	SR	35	1235	35.29
7. Wilcox, C.J.-WASH	JR	34	1184	34.82
8. Gilling, Jonathan-ASU	SO	35	1209	34.54
9. Roberson, Andre-COLO	JR	31	1036	33.42
10. Hill, Solomon-ARIZ	SR	35	1154	32.97

SCORING OFFENSE

	G	W-L	Pts	Avg/G
1. UCLA	35	25-10	2604	74.4
2. Arizona	35	27-8	2570	73.4
3. Oregon State	32	14-18	2304	72.0
4. Arizona State	35	22-13	2512	71.8
5. Oregon	37	28-9	2650	71.6
6. Stanford	34	19-15	2397	70.5
7. Washington	34	18-16	2309	67.9
8. Colorado	33	21-12	2230	67.6
9. California	33	21-12	2218	67.2
10. USC	32	14-18	2101	65.7
11. Washington State	32	13-19	2061	64.4
12. Utah	33	15-18	2117	64.2

SCORING DEFENSE

	G	Pts	Avg/G
1. Washington State	32	2015	63.0
2. Utah	33	2086	63.2
3. Oregon	37	2352	63.6
4. Colorado	33	2098	63.6
5. Arizona	35	2226	63.6
6. California	33	2123	64.3
7. Stanford	34	2260	66.5
8. Washington	34	2285	67.2
9. Arizona State	35	2363	67.5
10. USC	32	2163	67.6
11. UCLA	35	2427	69.3
12. Oregon State	32	2248	70.2

SCORING MARGIN

	G	OFF	DEF	Margin
1. Arizona	35	73.4	63.6	+9.8
2. Oregon	37	71.6	63.6	+8.1
3. UCLA	35	74.4	69.3	+5.1
4. Arizona State	35	71.8	67.5	+4.3
5. Stanford	34	70.5	66.5	+4.0
6. Colorado	33	67.6	63.6	+4.0
7. California	33	67.2	64.3	+2.9
8. Oregon State	32	72.0	70.2	+1.8
9. Washington State	32	64.4	63.0	+1.4
10. Utah	33	64.2	63.2	+0.9
11. Washington	34	67.9	67.2	+0.7
12. USC	32	65.7	67.6	-1.9

FREE THROW PERCENTAGES

	G	FTM	FTA	Pct
1. Utah	33	413	547	.755
2. Arizona	35	541	722	.749
3. Stanford	34	496	668	.743
4. UCLA	35	511	706	.724
5. California	33	418	585	.715
6. Oregon	37	570	809	.705
7. USC	32	379	547	.693
8. Washington State	32	395	574	.688
9. Colorado	33	502	732	.686
10. Washington	34	446	653	.683
11. Oregon State	32	460	687	.670
12. Arizona State	35	458	706	.649

FIELD GOAL PERCENTAGES

	G	FG	FGA	Pct
1. Arizona State	35	902	1964	.459
2. Arizona	35	880	1933	.455
3. UCLA	35	961	2131	.451
4. Oregon	37	944	2109	.448
5. Oregon State	32	829	1855	.447
6. California	33	833	1875	.444
7. Utah	33	754	1717	.439
8. Washington	34	841	1931	.436
9. Colorado	33	775	1788	.433
10. Washington State	32	717	1681	.427
11. USC	32	778	1826	.426
12. Stanford	34	832	2002	.416

FIELD GOAL PCT DEFENSE

	G	FG	FGA	Pct
1. California	33	753	1915	.393
2. Utah	33	743	1869	.398
3. Colorado	33	769	1918	.401
4. Arizona State	35	861	2098	.410
5. Arizona	35	784	1909	.411
6. Oregon	37	845	2039	.414
7. USC	32	749	1805	.415
8. UCLA	35	926	2181	.425
9. Stanford	34	814	1915	.425
10. Washington State	32	713	1663	.429
11. Oregon State	32	823	1908	.431
12. Washington	34	834	1927	.433

3-POINT FIELD GOAL PERCENTAGES

	G	FG	FGA	Pct
1. Arizona	35	269	725	.371
2. Oregon State	32	186	511	.364
3. Utah	33	196	542	.362
4. Stanford	34	237	660	.359
5. Washington State	32	232	669	.347
6. Arizona State	35	250	722	.346
7. Colorado	33	178	517	.344
8. Washington	34	181	528	.343
9. USC	32	166	486	.342
10. Oregon	37	192	576	.333
11. UCLA	35	171	514	.333
12. California	33	134	443	.302

3-POINT FIELD GOAL PCT DEFENSE

	G	FG	FGA	Pct
1. Colorado	33	224	700	.320
2. UCLA	35	218	672	.324
3. Utah	33	213	642	.332
4. Stanford	34	163	489	.333
5. Oregon	37	203	608	.334
6. California	33	189	562	.336
7. Arizona State	35	227	673	.337
8. Washington	34	190	556	.342
9. Oregon State	32	206	599	.344
10. USC	32	196	568	.345
11. Washington State	32	223	640	.348
12. Arizona	35	211	589	.358

REBOUNDING OFFENSE

	G	Reb	Avg/G
1. Oregon	37	1389	37.5
2. California	33	1228	37.2
3. Colorado	33	1227	37.2
4. Oregon State	32	1185	37.0
5. UCLA	35	1276	36.5
6. Washington	34	1237	36.4
7. Arizona	35	1273	36.4
8. Stanford	34	1235	36.3
9. Arizona State	35	1261	36.0
10. USC	32	1130	35.3
11. Utah	33	1132	34.3
12. Washington State	32	1067	33.3

REBOUNDING DEFENSE

	G	Reb	Avg/G
1. Arizona	35	1051	30.0
2. Oregon	37	1157	31.3
3. Washington State	32	1004	31.4
4. Washington	34	1101	32.4
5. Colorado	33	1119	33.9
6. Utah	33	1126	34.1
7. California	33	1133	34.3
8. Stanford	34	1173	34.5
9. USC	32	1131	35.3
10. Oregon State	32	1134	35.4
11. Arizona State	35	1251	35.7
12. UCLA	35	1333	38.1

REBOUNDING MARGIN

	G	TEAM	OPP	Margin
1. Arizona	35	36.4	30.0	+6.3
2. Oregon	37	37.5	31.3	+6.3
3. Washington	34	36.4	32.4	+4.0
4. Colorado	33	37.2	33.9	+3.3
5. California	33	37.2	34.3	+2.9
6. Washington State	32	33.3	31.4	+2.0
7. Stanford	34	36.3	34.5	+1.8
8. Oregon State	32	37.0	35.4	+1.6
9. Arizona State	35	36.0	35.7	+0.3
10. Utah	33	34.3	34.1	+0.2
11. USC	32	35.3	35.3	+0.0
12. UCLA	35	36.5	38.1	-1.6

BLOCKED SHOTS

	G	Blocks	Avg/G
1. Arizona State	35	211	6.03
2. USC	32	162	5.06
3. California	33	154	4.67
4. Oregon State	32	147	4.59
5. Washington	34	141	4.15
6. Stanford	34	137	4.03
7. Oregon	37	146	3.95
8. Arizona	35	134	3.83
9. UCLA	35	127	3.63
10. Utah	33	110	3.33
11. Colorado	33	105	3.18
12. Washington State	32	77	2.41

ASSISTS

	G	Assists	Avg/G
1. UCLA	35	559	15.97
2. Oregon State	32	457	14.28
3. Arizona State	35	497	14.20
4. California	33	468	14.18
5. Utah	33	458	13.88
6. Arizona	35	476	13.60
7. Oregon	37	484	13.08
8. USC	32	403	12.59
9. Washington State	32	392	12.25
10. Stanford	34	413	12.15
11. Washington	34	405	11.91
12. Colorado	33	328	9.94

STEALS

	G	Steals	Avg/G
1. Oregon	37	314	8.49
2. UCLA	35	283	8.09
3. Colorado	33	230	6.97
4. Arizona	35	234	6.69
5. Arizona State	35	222	6.34
6. Oregon State	32	202	6.31
7. Stanford	34	200	5.88
8. California	33	192	5.82
9. USC	32	181	5.66
10. Utah	33	183	5.55
11. Washington	34	178	5.24
12. Washington State	32	144	4.50

TURNOVER MARGIN

	G	TEAM	OPP	Margin
1. UCLA	35	11.2	14.0	+2.86
2. Stanford	34	11.8	13.2	+1.35
3. Oregon	37	15.0	15.4	+0.38
4. Arizona	35	13.1	13.3	+0.20
5. Washington State	32	12.0	12.2	+0.16
6. Arizona State	35	12.7	12.4	-0.31
7. Colorado	33	13.3	12.9	-0.39
8. Washington	34	13.2	12.3	-0.94
9. USC	32	13.3	12.0	-1.34
10. Oregon State	32	13.5	12.2	-1.34
11. California	33	12.6	11.2	-1.42
12. Utah	33	12.9	10.8	-2.03

ASSIST/TURNOVER RATIO

	G	Ast	AvgTurn/Avg	Ratio
1. UCLA	35	16.0	11.2	1.43
2. California	33	14.2	12.6	1.12
3. Arizona State	35	14.2	12.7	1.12
4. Utah	33	13.9	12.9	1.08
5. Oregon State	32	14.3	13.5	1.06
6. Arizona	35	13.6	13.1	1.04
7. Stanford	34	12.1	11.8	1.03
8. Washington State	32	12.3	12.0	1.02
9. USC	32	12.6	13.3	0.95
10. Washington	34	11.9	13.2	0.90
11. Oregon	37	13.1	15.0	0.87
12. Colorado	33	9.9	13.3	0.75

OFFENSIVE REBOUNDS

	G	No.	Avg/G
1. Washington	34	439	12.91
2. Oregon State	32	396	12.38
3. Oregon	37	451	12.19
4. Stanford	34	397	11.68
5. Colorado	33	379	11.48
6. Arizona	35	393	11.23
7. UCLA	35	387	11.06
8. California	33	361	10.94
9. Washington State	32	330	10.31
10. USC	32	328	10.25
11. Arizona State	35	338	9.66
12. Utah	33	297	9.00

DEFENSIVE REBOUNDS

	G	No.	Avg/G
1. Arizona State	35	923	26.37
2. California	33	867	26.27
3. Colorado	33	848	25.70
4. UCLA	35	889	25.40
5. Oregon	37	938	25.35
6. Utah	33	835	25.30
7. Arizona	35	880	25.14
8. USC	32	802	25.06
9. Oregon State	32	789	24.66
10. Stanford	34	838	24.65
11. Washington	34	798	23.47
12. Washington State	32	737	23.03

3-POINT FIELD GOALS MADE

	G	3FG	Avg/G
1. Arizona	35	269	7.69
2. Washington State	32	232	7.25
3. Arizona State	35	250	7.14
4. Stanford	34	237	6.97
5. Utah	33	196	5.94
6. Oregon State	32	186	5.81
7. Colorado	33	178	5.39
8. Washington	34	181	5.32
9. Oregon	37	192	5.19
10. USC	32	166	5.19
11. UCLA	35	171	4.89
12. California	33	134	4.06



Brock Motum, Washington State
Pac-12 Scoring Leader - 18.7 ppg



André Roberson, Colorado
Pac-12 Rebound Leader - 11.2 rpg

SCORING

	Cl	G	FG	3FG	FT	Pts	Avg/G
1. Nelson, Roberto-OSU	JR	18	111	30	91	343	19.1
2. Carson, Jahii-ASU	FR	18	121	16	62	320	17.8
3. Muhammad, Shabazz-UCLA	FR	18	111	26	67	315	17.5
4. Motum, Brock-WSU	SR	18	109	27	68	313	17.4
5. Crabbe, Allen-CAL	JR	18	114	36	44	308	17.1
6. Dinwiddie, Spencer-COLO	SO	18	78	23	109	288	16.0
7. Lyons, Mark-ARIZ	SR	18	91	33	70	285	15.8
8. Powell, Dwight-STAN	JR	18	97	9	78	281	15.6
9. Wilcox, C.J.-WASH	JR	18	94	32	60	280	15.6
10. Randle, Chasson-STAN	SO	18	90	43	40	263	14.6
11. Cobbs, Justin-CAL	JR	18	87	13	69	256	14.2
12. Hill, Solomon-ARIZ	SR	18	90	31	44	255	14.2
13. Felix, Carrick-ASU	SR	18	90	28	43	251	13.9
14. Woolridge, Royce-WSU	SO	18	83	28	54	248	13.8
15. Washburn, Jason-UTAH	SR	18	104	3	32	243	13.5
16. Adams, Jordan-UCLA	FR	18	82	19	58	241	13.4
17. Terrell, J.T.-USC	JR	17	77	42	31	227	13.4
18. Singler, E.J.-ORE	SR	18	73	25	58	229	12.7
19. Wise, Eric-USC	SR	18	85	10	42	222	12.3
20. DuBois, Jarred-UTAH	SR	18	62	19	64	207	11.5

REBOUNDING

	Cl	G	OFF	DEF	TOT	Avg/G
1. Roberson, Andre-COLO	JR	16	46	130	176	11.0
2. Moreland, Eric-OSU	SO	15	46	102	148	9.9
3. Huestis, Josh-STAN	JR	18	59	112	171	9.5
4. N'Diaye, Aziz-WASH	SR	18	58	111	169	9.4
5. Kazemi, Arsalan-ORE	SR	18	50	118	168	9.3
6. Anderson, Kyle-UCLA	FR	18	40	127	167	9.3
7. Powell, Dwight-STAN	JR	18	39	120	159	8.8
8. Felix, Carrick-ASU	SR	18	38	119	157	8.7
9. Washburn, Jason-UTAH	SR	18	39	108	147	8.2
10. Dedmon, Dewayne-USC	JR	18	35	89	124	6.9
11. Burton, Joe-OSU	SR	18	43	80	123	6.8
12. Kravish, David-CAL	SO	18	42	78	120	6.7
13. Solomon, Richard-CAL	JR	18	40	79	119	6.6
14. Loveridge, Jordan-UTAH	FR	17	32	78	110	6.5
15. Wise, Eric-USC	SR	18	35	79	114	6.3
16. Crabbe, Allen-CAL	JR	18	14	97	111	6.2
17. Shelton, D.J.-WSU	JR	18	22	88	110	6.1
18. Collier, Devon-OSU	JR	18	46	64	110	6.1
19. Motum, Brock-WSU	SR	18	34	75	109	6.1
20. Tarczewski, Kaleb-ARIZ	FR	18	38	68	106	5.9

FIELD GOAL PCT (Min. 3.0 made per game)

	Cl	G	FG	FGA	Pct
1. Kazemi, Arsalan-ORE	SR	18	60	99	.606
2. Bachynski, Jordan-ASU	JR	18	70	123	.569
3. Moreland, Eric-OSU	SO	15	45	83	.542
4. Wear, Travis-UCLA	JR	15	65	120	.542
5. N'Diaye, Aziz-WASH	SR	18	62	115	.539
6. Washburn, Jason-UTAH	SR	18	104	193	.539
7. Kravish, David-CAL	SO	18	72	137	.526
8. Dedmon, Dewayne-USC	JR	18	58	111	.523
9. Johnson, Xavier-COLO	FR	18	68	133	.511
10. Woods, Tony-ORE	SR	18	56	112	.500

ASSISTS

	Cl	G	Asst	Avg/G
1. Drew II, Larry-UCLA	SR	18	127	7.06
2. Cobbs, Justin-CAL	JR	18	97	5.39
3. Fontan, Jio-USC	SR	18	92	5.11
4. Gaddy, Abdul-WASH	SR	18	84	4.67
5. Carson, Jahii-ASU	FR	18	80	4.44
6. Bright, Aaron-STAN	JR	18	66	3.67
Burton, Joe-OSU	SR	18	66	3.67
8. Anderson, Kyle-UCLA	FR	18	61	3.39
9. Johnson, Nick-ARIZ	SO	18	59	3.28
10. Dinwiddie, Spencer-COLO	SO	18	58	3.22
Loyd, Johnathan-ORE	JR	18	58	3.22

FREE THROW PCT (Min. 2.0 made per game)

	Cl	G	FTM	FTA	Pct
1. DuBois, Jarred-UTAH	SR	18	64	71	.901
2. Cobbs, Justin-CAL	JR	18	69	79	.873
3. Wear, Travis-UCLA	JR	15	31	36	.861
4. Dinwiddie, Spencer-COLO	SO	18	109	127	.858
5. Lyons, Mark-ARIZ	SR	18	70	83	.843
6. Singler, E.J.-ORE	SR	18	58	70	.829
7. Anderson, Kyle-UCLA	FR	18	48	59	.814
8. Woolridge, Royce-WSU	SO	18	54	67	.806
9. Adams, Jordan-UCLA	FR	18	58	72	.806
10. Andrews, Andrew-WASH	FR	18	37	46	.804

STEALS

	Cl	G	Stl	Avg/G
1. Adams, Jordan-UCLA	FR	18	49	2.72
2. Roberson, Andre-COLO	JR	16	37	2.31
3. Anderson, Kyle-UCLA	FR	18	34	1.89
4. Kazemi, Arsalan-ORE	SR	18	33	1.83
5. Drew II, Larry-UCLA	SR	18	32	1.78
Johnson, Nick-ARIZ	SO	18	32	1.78
7. Loyd, Johnathan-ORE	JR	18	31	1.72
8. Dinwiddie, Spencer-COLO	SO	18	27	1.50
9. Lyons, Mark-ARIZ	SR	18	26	1.44
10. Crabbe, Allen-CAL	JR	18	25	1.39
Felix, Carrick-ASU	SR	18	25	1.39

3-POINT FG PCT (Min. 1.0 made per game)

	Cl	G	3FG	FGA	Pct
1. Gage, John-STAN	JR	18	27	55	.491
2. Randle, Chasson-STAN	SO	18	43	91	.473
3. Jerrett, Grant-ARIZ	FR	17	18	44	.409
4. Kernich-Drew, Dexter-WSU	SO	18	20	50	.400
5. Hill, Solomon-ARIZ	SR	18	31	78	.397
6. Taylor, Brandon-UTAH	FR	17	23	59	.390
7. Woolridge, Royce-WSU	SO	18	28	72	.389
Loveridge, Jordan-UTAH	FR	17	21	54	.389
9. Muhammad, Shabazz-UCLA	FR	18	26	67	.388
10. Terrell, J.T.-USC	JR	17	42	110	.382

3-POINT FG MADE

	Cl	G	3FG	Avg/G
1. Terrell, J.T.-USC	JR	17	42	2.47
2. Randle, Chasson-STAN	SO	18	43	2.39
3. Gilling, Jonathan-ASU	SO	18	36	2.00
Crabbe, Allen-CAL	JR	18	36	2.00
5. Lyons, Mark-ARIZ	SR	18	33	1.83
6. Wilcox, C.J.-WASH	JR	18	32	1.78
7. Hill, Solomon-ARIZ	SR	18	31	1.72
8. Lacy, DaVonte-WSU	SO	16	27	1.69
9. Nelson, Roberto-OSU	JR	18	30	1.67
10. Starks, Ahmad-OSU	JR	18	29	1.61

BLOCKED SHOTS

	Cl	G	Blk	Avg/G
1. Bachynski, Jordan-ASU	JR	18	54	3.00
2. Dedmon, Dewayne-USC	JR	18	42	2.33
3. Moreland, Eric-OSU	SO	15	33	2.20
4. Kravish, David-CAL	SO	18	34	1.89
5. Huestis, Josh-STAN	JR	18	29	1.61
6. Solomon, Richard-CAL	JR	18	24	1.33
Washburn, Jason-UTAH	SR	18	24	1.33
8. Oraby, Omar-USC	JR	18	23	1.28
9. Roberson, Andre-COLO	JR	16	20	1.25
10. N'Diaye, Aziz-WASH	SR	18	21	1.17

ASSIST/TURNOVER RATIO (Min. 3.0 assists/game)

	Cl	G	Asst	Avg	Turn	Avg	Ratio
1. Drew II, Larry-UCLA	SR	18	127	7.1	50	2.8	2.54
2. Bright, Aaron-STAN	JR	18	66	3.7	26	1.4	2.54
3. Cobbs, Justin-CAL	JR	18	97	5.4	51	2.8	1.90
4. Johnson, Nick-ARIZ	SO	18	59	3.3	32	1.8	1.84
5. Fontan, Jio-USC	SR	18	92	5.1	50	2.8	1.84
6. Gaddy, Abdul-WASH	SR	18	84	4.7	48	2.7	1.75
7. Dinwiddie, Spencer-COLO	SO	18	58	3.2	35	1.9	1.66
Loyd, Johnathan-ORE	JR	18	58	3.2	35	1.9	1.66
9. Burton, Joe-OSU	SR	18	66	3.7	42	2.3	1.57
10. Anderson, Kyle-UCLA	FR	18	61	3.4	40	2.2	1.53

MINUTES PLAYED

	Cl	G	Min.	Avg/G
1. Carson, Jahii-ASU	FR	18	689	38.28
2. Felix, Carrick-ASU	SR	18	678	37.67
3. Crabbe, Allen-CAL	JR	18	675	37.50
4. Motum, Brock-WSU	SR	18	669	37.17
5. Drew II, Larry-UCLA	SR	18	649	36.06
6. Cobbs, Justin-CAL	JR	18	648	36.00
7. Gilling, Jonathan-ASU	SO	18	626	34.78
8. Hill, Solomon-ARIZ	SR	18	625	34.72
9. Roberson, Andre-COLO	JR	16	555	34.69
10. Wilcox, C.J.-WASH	JR	18	616	34.22

SCORING OFFENSE

	G	W-L	Pts	Avg/G
1. Stanford	18	9-9	1284	71.3
2. Arizona	18	12-6	1283	71.3
3. UCLA	18	13-5	1274	70.8
4. Oregon State	18	4-14	1223	67.9
5. USC	18	9-9	1221	67.8
6. Oregon	18	12-6	1211	67.3
7. Arizona State	18	9-9	1201	66.7
8. Washington	18	9-9	1167	64.8
Washington State	18	4-14	1167	64.8
California	18	12-6	1167	64.8
11. Colorado	18	10-8	1161	64.5
12. Utah	18	5-13	1091	60.6

SCORING DEFENSE

	G	Pts	Avg/G
1. Colorado	18	1119	62.2
2. California	18	1134	63.0
3. Washington	18	1174	65.2
4. Oregon	18	1187	65.9
5. Arizona	18	1193	66.3
6. Arizona State	18	1199	66.6
7. Utah	18	1201	66.7
8. Stanford	18	1221	67.8
9. UCLA	18	1223	67.9
10. Washington State	18	1234	68.6
11. USC	18	1271	70.6
12. Oregon State	18	1294	71.9

SCORING MARGIN

	G	OFF	DEF	Margin
1. Arizona	18	71.3	66.3	+5.0
2. Stanford	18	71.3	67.8	+3.5
3. UCLA	18	70.8	67.9	+2.8
4. Colorado	18	64.5	62.2	+2.3
5. California	18	64.8	63.0	+1.8
6. Oregon	18	67.3	65.9	+1.3
7. Arizona State	18	66.7	66.6	+0.1
8. Washington	18	64.8	65.2	-0.4
9. USC	18	67.8	70.6	-2.8
10. Washington State	18	64.8	68.6	-3.7
11. Oregon State	18	67.9	71.9	-3.9
12. Utah	18	60.6	66.7	-6.1

FREE THROW PERCENTAGES

	G	FTM	FTA	Pct
1. Stanford	18	265	356	.744
2. Utah	18	200	270	.741
3. Arizona	18	267	364	.734
4. California	18	201	276	.728
5. UCLA	18	240	336	.714
6. USC	18	218	310	.703
7. Colorado	18	242	347	.697
8. Washington State	18	226	326	.693
9. Oregon	18	277	404	.686
10. Oregon State	18	233	345	.675
11. Washington	18	203	307	.661
12. Arizona State	18	183	299	.612

FIELD GOAL PERCENTAGES

	G	FG	FGA	Pct
1. Arizona State	18	450	1011	.445
2. California	18	446	1016	.439
3. UCLA	18	473	1081	.438
4. Oregon	18	428	984	.435
5. Arizona	18	442	1020	.433
6. USC	18	451	1041	.433
7. Oregon State	18	444	1031	.431
8. Washington	18	443	1040	.426
9. Utah	18	398	936	.425
10. Stanford	18	441	1041	.424
11. Colorado	18	413	993	.416
12. Washington State	18	400	971	.412

FIELD GOAL PCT DEFENSE

	G	FG	FGA	Pct
1. California	18	400	1016	.394
2. Colorado	18	421	1025	.411
3. UCLA	18	475	1134	.419
4. Arizona State	18	436	1035	.421
5. USC	18	447	1058	.422
6. Utah	18	423	988	.428
7. Arizona	18	425	980	.434
8. Oregon	18	427	977	.437
9. Washington	18	425	972	.437
10. Stanford	18	451	1024	.440
11. Oregon State	18	471	1042	.452
12. Washington State	18	428	914	.468

3-POINT FIELD GOAL PERCENTAGES

	G	FG	FGA	Pct
1. Stanford	18	137	333	.411
2. USC	18	101	280	.361
3. Washington State	18	141	401	.352
4. Utah	18	95	275	.345
5. Arizona	18	132	383	.345
6. Oregon State	18	102	296	.345
7. UCLA	18	88	263	.335
8. Arizona State	18	118	362	.326
9. Colorado	18	93	298	.312
10. Washington	18	78	256	.305
11. Oregon	18	78	257	.304
12. California	18	74	255	.290

3-POINT FIELD GOAL PCT DEFENSE

	G	FG	FGA	Pct
1. UCLA	18	90	325	.277
2. Washington	18	78	249	.313
3. Colorado	18	100	312	.321
4. USC	18	105	320	.328
5. California	18	91	274	.332
6. Stanford	18	77	231	.333
7. Arizona State	18	111	329	.337
8. Utah	18	125	354	.353
9. Washington State	18	126	353	.357
10. Oregon State	18	128	355	.361
11. Oregon	18	102	281	.363
12. Arizona	18	104	276	.377

REBOUNDING OFFENSE

	G	Reb	Avg/G
1. Washington	18	664	36.9
2. Arizona	18	644	35.8
3. USC	18	640	35.6
4. Colorado	18	637	35.4
5. California	18	630	35.0
6. Oregon State	18	628	34.9
7. Oregon	18	627	34.8
8. Stanford	18	626	34.8
9. UCLA	18	622	34.6
10. Arizona State	18	621	34.5
11. Washington State	18	574	31.9
12. Utah	18	565	31.4

REBOUNDING DEFENSE

	G	Reb	Avg/G
1. Washington	18	565	31.4
2. Oregon	18	568	31.6
3. Arizona	18	578	32.1
4. Washington State	18	582	32.3
5. Colorado	18	626	34.8
California	18	626	34.8
7. Oregon State	18	632	35.1
8. Stanford	18	633	35.2
9. Utah	18	636	35.3
10. Arizona State	18	639	35.5
11. USC	18	654	36.3
12. UCLA	18	739	41.1

REBOUNDING MARGIN

	G	TEAM	OPP	Margin
1. Washington	18	36.9	31.4	+5.5
2. Arizona	18	35.8	32.1	+3.7
3. Oregon	18	34.8	31.6	+3.3
4. Colorado	18	35.4	34.8	+0.6
5. California	18	35.0	34.8	+0.2
6. Oregon State	18	34.9	35.1	-0.2
7. Stanford	18	34.8	35.2	-0.4
8. Washington State	18	31.9	32.3	-0.4
9. USC	18	35.6	36.3	-0.8
10. Arizona State	18	34.5	35.5	-1.0
11. Utah	18	31.4	35.3	-3.9
12. UCLA	18	34.6	41.1	-6.5

BLOCKED SHOTS

	G	Blocks	Avg/G
1. USC	18	93	5.17
2. Arizona State	18	92	5.11
3. California	18	90	5.00
4. Oregon State	18	71	3.94
5. Arizona	18	68	3.78
Oregon	18	68	3.78
7. Washington	18	66	3.67
8. UCLA	18	61	3.39
9. Stanford	18	57	3.17
10. Utah	18	49	2.72
11. Colorado	18	48	2.67
12. Washington State	18	33	1.83

ASSISTS

	G	Assists	Avg/G
1. UCLA	18	278	15.44
2. California	18	264	14.67
3. Oregon State	18	239	13.28
4. Utah	18	232	12.89
5. Arizona	18	225	12.50
6. Arizona State	18	224	12.44
USC	18	224	12.44
8. Stanford	18	216	12.00
9. Oregon	18	213	11.83
10. Washington State	18	212	11.78
11. Washington	18	204	11.33
12. Colorado	18	173	9.61

STEALS

	G	Steals	Avg/G
1. UCLA	18	155	8.61
2. Oregon	18	144	8.00
3. Colorado	18	128	7.11
4. Arizona	18	119	6.61
5. California	18	115	6.39
6. Utah	18	106	5.89
7. Washington	18	102	5.67
Stanford	18	102	5.67
9. USC	18	101	5.61
Arizona State	18	101	5.61
11. Oregon State	18	97	5.39
12. Washington State	18	83	4.61

TURNOVER MARGIN

	G	TEAM	OPP	Margin
1. UCLA	18	11.3	14.7	+3.39
2. Stanford	18	10.6	12.1	+1.50
3. Colorado	18	12.1	12.9	+0.89
4. Arizona	18	12.3	13.1	+0.78
5. Washington State	18	11.6	12.3	+0.72
6. Oregon	18	14.2	14.3	+0.11
7. Arizona State	18	11.6	11.2	-0.44
8. California	18	11.8	11.1	-0.72
9. Utah	18	12.3	11.3	-0.94
10. Washington	18	13.4	12.3	-1.17
11. Oregon State	18	13.1	11.6	-1.56
12. USC	18	13.4	10.9	-2.56

ASSIST/TURNOVER RATIO

	G	Asst/Avg	Turn/Avg	Ratio
1. UCLA	18	15.4	11.3	1.36
2. California	18	14.7	11.8	1.24
3. Stanford	18	12.0	10.6	1.14
4. Arizona State	18	12.4	11.6	1.07
5. Utah	18	12.9	12.3	1.05
6. Washington State	18	11.8	11.6	1.02
7. Arizona	18	12.5	12.3	1.01
8. Oregon State	18	13.3	13.1	1.01
9. USC	18	12.4	13.4	0.93
10. Washington	18	11.3	13.4	0.84
11. Oregon	18	11.8	14.2	0.83
12. Colorado	18	9.6	12.1	0.80

OFFENSIVE REBOUNDS

	G	No.	Avg/G
1. Washington	18	242	13.44
2. Oregon State	18	212	11.78
3. Arizona	18	207	11.50
4. Colorado	18	206	11.44
5. Oregon	18	202	11.22
6. Washington State	18	194	10.78
7. California	18	184	10.22
8. Stanford	18	183	10.17
9. USC	18	180	10.00
UCLA	18	180	10.00
11. Arizona State	18	173	9.61
12. Utah	18	146	8.11

DEFENSIVE REBOUNDS

	G	No.	Avg/G
1. USC	18	460	25.56
2. Arizona State	18	448	24.89
3. California	18	446	24.78
4. Stanford	18	443	24.61
5. UCLA	18	442	24.56
6. Arizona	18	437	24.28
7. Colorado	18	431	23.94
8. Oregon	18	425	23.61
9. Washington	18	422	23.44
10. Utah	18	419	23.28
11. Oregon State	18	416	23.11
12. Washington State	18	380	21.11

3-POINT FIELD GOALS MADE

	G	3FG	Avg/G
1. Washington State	18	141	7.83
2. Stanford	18	137	7.61
3. Arizona	18	132	7.33
4. Arizona State	18	118	6.56
5. Oregon State	18	102	5.67
6. USC	18	101	5.61
7. Utah	18	95	5.28
8. Colorado	18	93	5.17
9. UCLA	18	88	4.89
10. Oregon	18	78	4.33
Washington	18	78	4.33
12. California	18	74	4.11



Arizona State's Jordan Bachynski (left) set a Pac-12 record in season blocks with 120 on the year.



UCLA's freshman Jordan Adams (right) led the Conference in steals, averaging 2.21 per game.

TEAM GAME HIGHS

Points	
104	Utah vs Willamette (11/09/12)
102	Oregon State vs Niagara (11/9/12)
Field goals made	
40	Colorado vs Northern Arizona (12/21/12)
40	UCLA vs Missouri (12/28/12)
Field goals attempts	
81	Oregon at Utep (12/19/12)
79	UCLA vs Missouri (12/28/12)
Field goal percentage	
.675 (27-40)	Utah vs Boise State (12/05/12)
.667 (40-60)	Colorado vs Northern Arizona (12/21/12)
3-Pt FG made	
15	USC at Arizona State (01/24/13)
15	Stanford vs Arizona State (03/13/13)
3-Pt FG attempts	
33	Stanford vs Arizona State (03/13/13)
32	Arizona vs Charleston Southern (11/11/12)
32	Washington State vs USC (03/09/13)
3-Pt percentage	
.727 (8-11)	Oregon vs Saint Louis (03/23/13)
.667 (8-12)	Stanford vs Washington State (1/9/13)
.667 (8-12)	Washington at Oregon (1/26/13)
.667 (4-6)	Oregon State vs San Diego (12/22/12)
Free throws made	
33	Colorado vs Texas Southern (11/27/12)
28	UCLA vs Indiana State (11/09/12)
28	Colorado vs Wofford (11/09/12)
28	Arizona vs Colorado (1/3/13)
28	California vs Washington State (1/12/13)
Free throw attempts	
44	Colorado vs Texas Southern (11/27/12)
42	Arizona State vs Cal State Northridge (12/08/12)
Free throw percentage	
1.000 (12-12)	Washington State vs Arkansas-Pine Bluff (11/24/12)
1.000 (10-10)	California vs Colorado (3/2/13)
1.000 (8-8)	Washington State vs Oregon State (02/13/13)
1.000 (4-4)	Utah at Colorado (2/21/13)
1.000 (3-3)	Washington State vs Kansas (11/19/12)
1.000 (2-2)	California vs Oregon State (1/31/13)
1.000 (2-2)	Oregon vs Colorado (2/7/13)
1.000 (1-1)	Stanford vs Arizona State (03/13/13)
Rebounds	
55	Utah vs Willamette (11/09/12)
53	California vs Creighton (12/15/12)
53	Arizona State vs UCLA (01/26/13)
Assists	
27	UCLA vs James Madison (11/15/12)
26	UCLA vs Cal State Northridge (11/28/12)
Steals	
16	California at Colorado (01/27/13)
16	California at Utah (01/24/13)
Blocked Shots	
13	Arizona State vs Cal State Northridge (12/08/12)
13	Arizona State vs Colorado (01/06/13)
Turnovers	
27	Arizona vs Southern Miss (12/4/12)
24	Arizona State vs Detroit (03/20/13)
Fouls	
28	Oregon at Utep (12/19/12)
27	Colorado at Wyoming (12/01/12)
27	Washington at Oregon (1/26/13)
27	Utah at Oregon (2/9/13)
27	Oregon State at Oregon (2/28/13)
27	Arizona State at Baylor (3/22/13)

INDIVIDUAL PLAYER GAME HIGHS

Points	
36	Woolridge, Royce (Washington State) vs Oregon (02/16/13)
34	Nelson, Roberto (Oregon State) vs Chicago State (12/16/12)
34	Carson, Jahii (Arizona State) vs Stanford (03/13/13)
Field goals made	
14	Carson, Jahii (Arizona State) vs Stanford (03/13/13)
13	Carson, Jahii (Arizona State) at Washington (02/02/13)
Field goal attempts	
26	Crabbe, Allen (California) vs Creighton (12/15/12)
26	Nelson, Roberto (Oregon State) vs Stanford (2/21/13)
Field goal percentage	
.909 (10-11)	Ladd, Mike (Washington State) at Oregon State (1/26/13)
.889 (8-9)	Kazemi, Arsalan (Oregon) vs UT San Antonio (11/29/12)
.889 (8-9)	Booker, Askia (Colorado) vs Northern Arizona (12/21/12)
.889 (8-9)	Woods, Tony (Oregon) at UCLA (01/19/13)
3-Pt FG made	
7	Starks, Ahmad (Oregon State) at Kansas (11/30/12)
7	Lacy, DaVonte (Washington State) vs Oregon State (02/13/13)
3-Pt FG attempts	
14	Gilling, Jonathan (Arizona State) at UCLA (02/27/13)
13	Starks, Ahmad (Oregon State) at Kansas (11/30/12)
3-Pt percentage	
1.000 (5-5)	Parrom, Kevin (Arizona) vs Long Beach State (11/19/12)
.857 (6-7)	Nelson, Roberto (Oregon State) vs Chicago State (12/16/12)
Free throws made	
16	Adams, Jordan (UCLA) vs UC Irvine (11/13/12)
16	Dinwiddie, Spencer (Colorado) vs Texas Southern (11/27/12)
Free throw attempts	
18	Dinwiddie, Spencer (Colorado) vs Texas Southern (11/27/12)
16	Adams, Jordan (UCLA) vs UC Irvine (11/13/12)
16	Lyons, Mark (Arizona) at USC (02/27/13)
Free throw percentage (Min. 10 attempts)	
1.000 (16-16)	Adams, Jordan (UCLA) vs UC Irvine (11/13/12)
1.000 (14-14)	Dinwiddie, Spencer (Colorado) vs Arizona State (2/16/13)
1.000 (11-11)	Hill, Solomon (Arizona) vs Long Beach State (11/19/12)
1.000 (10-10)	Lyons, Mark (Arizona) vs Colorado (1/3/13)
1.000 (10-10)	Nelson, Roberto (Oregon State) at USC (01/19/13)
Rebounds	
20	Roberson, Andre (Colorado) at Fresno State (12/12/12)
20	Roberson, Andre (Colorado) vs Stanford (01/24/13)
Assists	
13	Drew II, Larry (UCLA) vs Cal State Northridge (11/28/12)
13	Drew II, Larry (UCLA) vs Arizona State (02/27/13)
Steals	
7	Adams, Jordan (UCLA) vs Stanford (01/05/13)
6	Hill, Solomon (Arizona) vs Oral Roberts (12/18/12)
6	Wilcox, C.J. (Washington) at USC (02/10/13)
6	Crabbe, Allen (California) vs USC (2/7/13)
Blocked shots	
12	Bachynski, Jordan (Arizona State) vs Cal State Northridge (12/08/12)
10	Huestis, Josh (Stanford) vs Seattle (11/28/12)
Turnovers	
10	Fontan, Jio (USC) vs Oregon State (01/19/13)
8	Cobbs, Justin (California) at Oregon (2/21/13)
8	Cobbs, Justin (California) vs Stanford (3/6/13)
8	Singler, E.J. (Oregon) vs Saint Louis (03/23/13)

NCAA TOURNAMENT

Second Round

Thursday, March 21

ARIZONA 81, Belmont 64 (Salt Lake City, Utah)
CALIFORNIA 64, UNLV 61 (San Jose, Calif.)
OREGON 68, Oklahoma State 55 (San Jose, Calif.)

Friday, March 22

Illinois 57, COLORADO 49 (Austin, Texas)
Minnesota 83, UCLA 63 (Austin, Texas)

Third Round

Saturday, March 23

ARIZONA 74, Harvard 51 (Salt Lake City, Utah)
Syracuse 66, CALIFORNIA 60 (San Jose, Calif.)
OREGON 74, Saint Louis 57 (San Jose, Calif.)

Sweet Sixteen

Thursday, March 28

Ohio State 73, ARIZONA 70 (Los Angeles, Calif.)
Louisville 77, OREGON 69 (Indianapolis, Ind.)

NIT

First Round

Wednesday, March 20

ARIZONA STATE 83, Detroit 68 (Tempe, Ariz.)
STANFORD 58, Stephen F. Austin 57 (Stanford, Calif.)
BYU 90, WASHINGTON 79 (Provo, Utah)

Second Round

Friday, March 22

Baylor 89, ARIZONA STATE 86 (Waco, Texas)
Alabama 66, STANFORD 54 (Tuscaloosa, Ala.)



► MGM Grand, Las Vegas, Nevada
Host site of the 2014 Pac-12 Men's Basketball Tournament.





The 2013-15 Pac-12 Tournament shifts venues this year. After 11 years of playing the league's postseason tournament in Los Angeles at The STAPLES Center, the Pac-12 Conference will crown its postseason champion in Las Vegas at the MGM Grand Garden Arena. The Tournament will get underway on Wednesday, March 12 and conclude with the championship game on Saturday, March 15.

The Pac-12 Networks will broadcast all four men's games on Wednesday, three of the four men's quarterfinals on Thursday, and one semifinal on Friday. Meanwhile, one quarterfinal, one semifinal and the championship game will be broadcast by FS1.

The Conference previously held a 10-team postseason tournament from 1987-90. On October 23, 2000, the Conference CEO Group/Council voted to reinstate a men's basketball tournament following the 2002 season.

The original Pac-10 Tournament was inaugurated following the 1986-87 season at UCLA's Pauley Pavilion where the host UCLA Bruins captured the first Pac-10 postseason title. Subsequent Tournaments were held at Arizona's McKale Center (1988), the Great Western Forum in Los Angeles (1989), and Arizona State's University Activity Center (1990). Arizona's Sean Elliott was tabbed the Most Outstanding Player in 1988 and again in 1989 as

he led the Wildcats to a pair of Conference crowns. Arizona captured its third Pac-10 crown following the 1990 season, which happened to mark the end of the first run of the Pac-10 Tournament.

Arizona made it four in a row with the return of the Pac-10 Tournament in 2002. It was the first year in an 11-year run with the Los Angeles STAPLES Center serving as host of the league's postseason tournament. The Wildcats' streak ended the next year as Oregon captured its first tournament crown in 2003.

In 2004, Stanford nearly ran the table in the regular season, finishing league play with a 17-1 record. It's only loss came at Washington in the last game of the season. However, the Cardinal retaliated with a 77-66 victory over Washington in the championship game to capture the school's first-ever postseason conference crown. In 2005, it was Washington's turn. For the fourth consecutive year, a different school cut down the nets on Saturday as the Huskies claimed their first Tournament crown with a 81-72 victory over Arizona.

The UCLA Bruins were the fifth different team over five seasons to capture the Tournament title with their 71-52 victory over California in the 2006 championship game. What was different about the 2006 Pacific Life Tournament? It was the first time since the Pac-10 resurrected the league tournament that all 10 teams participated. In the previous four tournaments, only the top eight teams qualified for the Pac-10 Tournament.

Oregon returned to the award stand in 2007 with its' 81-57 victory over USC in the championship game. A record 84,477 fans attended the four-day Tournament. UCLA returned to the victory stand in 2008 with its 67-64 win over Stanford, catapulting the Bruins to their third consecutive NCAA Final Four appearance.

In 2009, USC became the lowest seeded team to win the Pac-10 Tournament. The Trojans entered tournament play as the No. 6 seed, then proceeded to knock off No. 3 California and No. 2 UCLA to reach the championship game. It was the fourth time USC played in the championship game, but this time it came out victorious with a 66-63 win over No. 4 Arizona State to win the Pac-10 Tournament crown.

Washington raised the championship hardware for the second time, with a 79-75 win over California in the 2010 Tournament, then successfully defended its crown with a thrilling 77-75 overtime victory over Arizona in 2011 as Husky guard Isaiah Thomas nailed the game-winner at the buzzer. Thomas earned his second Tournament Most Outstanding Player honors, joining former Arizona All-American Sean Elliott as the only two-time recipients of the award.

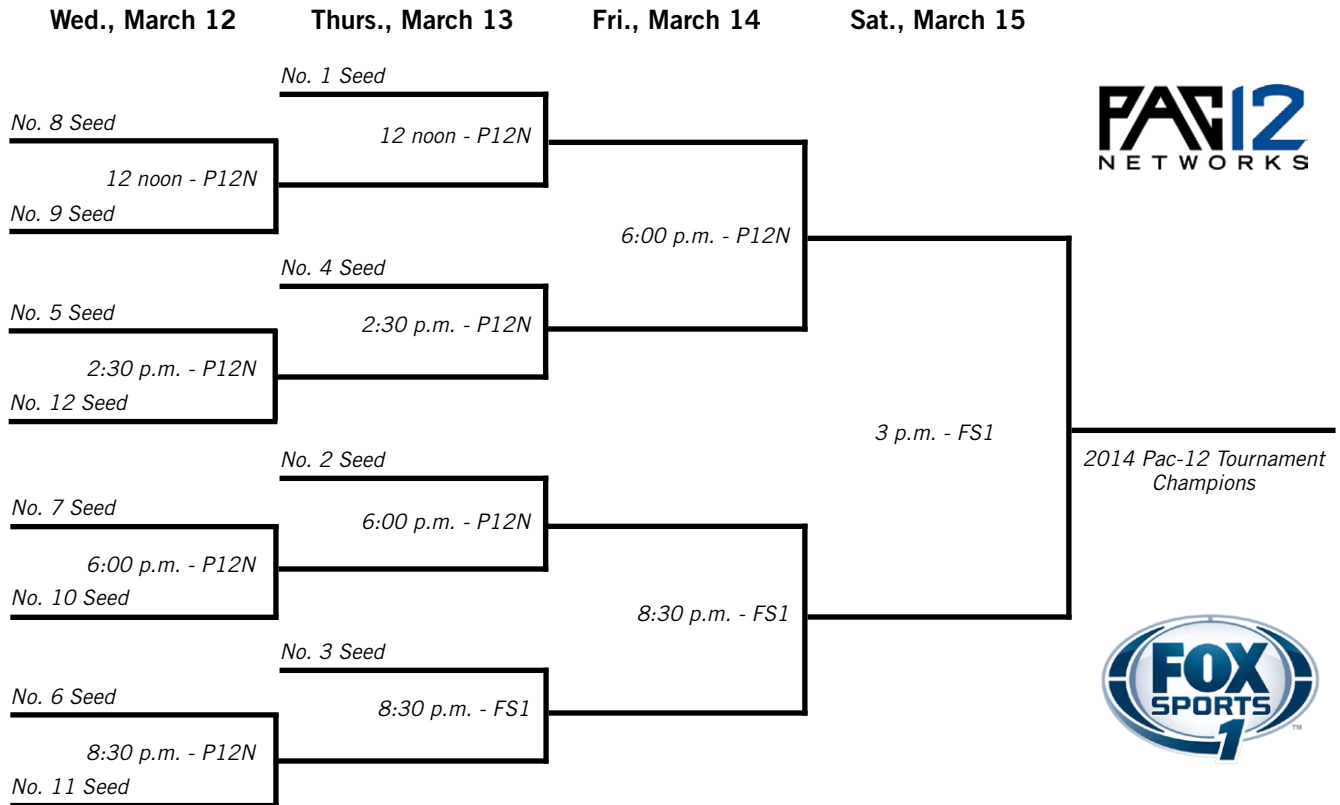
In 2012, the league's postseason tournament grew from nine to 11 games with the addition of expansion members Colorado and Utah. And it was the Colorado Buffaloes who ran the table, becoming the first team in the league's postseason history to win four games in four days to capture the 2012 Pac-12 Tournament title. Carlon Brown, the Pac-12 Tournament's Most Outstanding Player, led the Buffaloes with 15.8 points and 4.8 rebounds as Colorado earned the Pac-12's automatic berth in the NCAA Tournament. The 2012 Tournament marked the last year of an 11-year run for STAPLES Center.

Viva Las Vegas! The Pac-12 moved the 2013 Tournament location to the bright lights of Las Vegas and the MGM Grand Garden Arena. The Oregon Ducks knocked off the Pac-12 regular season champion, 78-69, to capture their third Tournament crown. The Ducks were the fifth different school in a six-year span to win the Pac-12 Championship game.



Oregon's Johnathan Loyd, the 2013 Pac-12 Tournament MVP

2014 PAC-12 TOURNAMENT BRACKET



PAC-12 TOURNAMENT STRUCTURE-SEEDING AND TIE-BREAKING PROCEDURES

Seeding: The seedings and pairings shall be determined upon completion of regular season play on Saturday, March 8. The won-lost percentage record of the teams in regular season Conference play will determine tournament seedings. The team with the best won-lost percentage in Conference play will be seeded #1, the next best won-lost percentage in Conference play will be seeded #2, and so forth through all the seeds.

Tie-Breakers: Tie breaking procedures for determining all tournament seeding will be:

1. Two-team tie

- a. Results of head-to-head competition during the regular season.
- b. Each team's record vs. the team occupying the highest position in the final regular standings, and then continuing down through the standings until one team gains an advantage.
When arriving at another group of tied teams while comparing records, use each team's record against the collective tied teams as a group (prior to that group's own tie-breaking procedure), rather than the performance against individual tied teams.
- c. Won-lost percentage against all Division I opponents.
- d. Coin toss conducted by the Commissioner or designee.

2. Multiple-team tie

- a. Results of collective head-to-head competition during the regular season among the tied teams.
- b. If more than two teams are still tied, each of the tied team's record vs. the team occupying the highest position in the final regular season standings, and then continuing down through the standings, eliminating teams with inferior records, until one team gains an advantage.
When arriving at another group of tied teams while comparing records, use each team's record against the collective tied teams as a group (prior to that group's own tie-breaking procedure), rather than the performance against individual tied teams.
If at any point the multiple-team tie is reduced to two teams, the two-team tie-breaking procedure will be applied.
- c. Won-lost percentage against all Division I opponents.
- d. Coin toss conducted by the Commissioner or designee.

1987 PAC-10 TOURNAMENT**Pauley Pavilion
Los Angeles****Session 1 - Thur., March 5**

Game 1: (8) ASU 76, (9) WSU 60
Game 2: (7) ORE 51, (10) USC 49
Attendance: 4,851

Session 2 - Fri., March 6

Game 3: (4) CAL 64, (5) OSU 57
Game 4: (1) UCLA 99, ASU 83
Attendance: 8,918

Session 3 - Fri., March 6

Game 5: (3) WASH 86, (6) STAN 71
Game 6: ORE 72, (2) ARIZ 63
Attendance: 5,424

Session 4 - Sat., March 7

Game 7: UCLA 75, CAL 68
Game 8: WASH 70, ORE 56
Attendance: 9,352

Session 5 - Sun., March 8

Game 9: UCLA 76, WASH 64
Attendance: 9,117

1988 PAC-10 TOURNAMENT**McKale Center
Tucson, Ariz.****Session 1 - Thur., March 10**

Game 1: (9) CAL 75, (8) USC 59
Game 2: (10) WASH 96, (7) ASU 82
Attendance: 12,635

Session 2 - Fri., March 11

Game 3: (4) STAN 88, (5) ORE 67
Game 4: (1) ARIZ 88, CAL 64
Attendance: 13,436

Session 3 - Fri., March 11

Game 5: (2) OSU 80, WASH 61
Game 6: (6) WSU 73, (3) UCLA 71
Attendance: 13,061

Session 4 - Sat., March 12

Game 7: ARIZ 97, STAN 83
Game 8: OSU 74, WSU 68, 2OT
Attendance: 13,549

Session 5 - Sun., March 13

Game 9: ARIZ 93, OSU 67
Attendance: 13,796

1989 PAC-10 TOURNAMENT**Great Western Forum
Los Angeles****Session 1 - Thur., March 9**

Game 1: (8) WSU 78, (9) ORE 56
Game 2: (10) USC 94, (7) ASU 82
Attendance: 4,830

Session 2 - Fri., March 10

Game 3: (4) OSU 79, (5) CAL 66
Game 4: (1) ARIZ 62, WSU 54
Attendance: 7,195

Session 3 - Fri., March 10

Game 5: (2) STAN 66, USC 61
Game 6: (3) UCLA 64, (6) WASH 54
Attendance: 9,001

Session 4 - Sat., March 11

Game 7: ARIZ 98, OSU 87
Game 8: STAN 95, UCLA 86
Attendance: 10,565

Session 5 - Sun., March 12

Game 9: ARIZ 73, STAN 51
Attendance: 10,403

1990 PAC-10 TOURNAMENT**University Activity Center
Tempe, Ariz.****Session 1 - Thur., March 8**

Game 1: (8) ASU 57, (9) WASH 51
Game 2: (7) USC 85, (10) WSU 68
Attendance: 4,567

Session 2 - Fri., March 9

Game 3: (4) UCLA 94, (5) ORE 76
Game 4: ASU 83, (1) OSU 75
Attendance: 4,380

Session 3 - Fri., March 9

Game 5: (2) ARIZ 80, USC 57
Game 6: (6) STAN 77, (3) CAL 61
Attendance: 8,079

Session 4 - Sat., March 10

Game 7: UCLA 79, ASU 78
Game 8: ARIZ 85, STAN 61
Attendance: 10,989

Session 5 - Sun., March 11

Game 9: ARIZ 94, UCLA 78
Attendance: 8,037

2002 PAC-10 TOURNAMENT**STAPLES Center
Los Angeles****Session 1 - Thur., March 7**

Game 1: (1) ORE 86, (8) WASH 64
Game 2: (4) USC 103, (5) STAN 78
Attendance: 12,096

Session 2 - Thur., March 7

Game 3: (2) ARIZ 73, (7) ASU 56
Game 4: (3) CAL 67, (6) UCLA 61
Attendance: 17,839

Session 3 - Fri., March 8

Game 5: USC 89, ORE 78
Game 6: ARIZ 90, CAL 78
Attendance: 18,887

Session 4 - Sat., March 9

Game 7: ARIZ 81, USC 71
Attendance: 18,997

2003 PAC-10 TOURNAMENT**STAPLES Center
Los Angeles****Session 1 - Thur., March 13**

Game 1: (8) UCLA 96, (1) ARIZ 89 (OT)
Game 2: (5) ORE 83, (4) ASU 82
Attendance: 14,441

Session 2 - Thur., March 13

Game 3: (7) USC 79, (2) STAN 74
Game 4: (3) CAL 69, (6) OSU 46
Attendance: 15,048

Session 3 - Fri., March 14

Game 5: ORE 75, UCLA 74
Game 6: USC 79, CAL 62
Attendance: 16,689

Session 4 - Sat., March 15

Game 7: ORE 74, USC 66
Attendance: 17,485

2004 PAC-10 TOURNAMENT**STAPLES Center
Los Angeles****Session 1 - Thur., March 11**

Game 1: (1) STAN 68, (8) WSU 47
Game 2: (5) ORE 87, (4) CAL 82
Attendance: 13,270

Session 2 - Thur., March 11

Game 3: (2) WASH 91, (7) UCLA 83
Game 4: (3) ARIZ 79, (6) USC 76
Attendance: 14,689

Session 3 - Fri., March 12

Game 5: STAN 70, ORE 63
Game 6: WASH 90, ARIZ 85
Attendance: 15,754

Session 4 - Sat., March 13

Game 7: STAN 77, WASH 66
Attendance: 16,413

2005 PAC-10 TOURNAMENT**STAPLES Center
Los Angeles****Session 1 - Thur., March 10**

Game 1: (1) ARIZ 88, (8) CAL 63
Game 2: (5) OSU 79, (4) UCLA 72
Attendance: 14,014

Session 2 - Thur., March 10

Game 3: (2) WASH 95, (7) ASU 90 (OT)
Game 4: (3) STAN 60, (6) WSU 58
Attendance: 14,393

Session 3 - Fri., March 11

Game 5: ARIZ 90, OSU 59
Game 6: WASH 66, STAN 63
Attendance: 15,068

Session 4 - Sat., March 12

Game 7: WASH 81, ARIZ 72
Attendance: 18,672

2006 PAC-10 TOURNAMENT**STAPLES Center
Los Angeles****Session 1 - Wed., March 8**

Game 1: (8) OSU 66, (9) ASU 63
Game 2: (7) ORE 66, (10) WSU 55
Attendance: 7,936

Session 2 - Thur., March 9

Game 3: (4) ARIZ 73, (5) STAN 68
Game 4: (1) UCLA 79, OSU 47
Attendance: 15,144

Session 3 - Thur., March 9

Game 5: (3) CAL 82, (6) USC 67
Game 6: (7) ORE 84, (2) WASH 73
Attendance: 15,321

Session 4 - Fri., March 10

Game 7: UCLA 71, ARIZ 59
Game 8: CAL 91, ORE 87 (2OT)
Attendance: 17,856

Session 5 - Sat., March 12

Game 9: UCLA 71, CAL 52
Attendance: 18,544

2007 PAC-10 TOURNAMENT**STAPLES Center
Los Angeles****Session 1 - Wed., March 7**

Game 1: (8) CAL 70, (9) OSU 51
Game 2: (7) WASH 59, (10) ASU 51
Attendance: 15,119

Session 2 - Thur., March 8

Game 3: (4) ORE 69, (5) ARIZ 50
Game 4: CAL 76, UCLA 69 (OT)
Attendance: 16,318

Session 3 - Thur., March 8

Game 5: (3) USC 83, (6) STAN 79 (OT)
Game 6: (2) WSU 74, WASH 64
Attendance: 16,585

Session 4 - Fri., March 9

Game 7: ORE 81, CAL 63
Game 8: USC 70, WSU 61
Attendance: 18,196

Session 5 - Sat., March 10

Game 9: ORE 81, USC 57
Attendance: 18,259

2008 PAC-10 TOURNAMENT**STAPLES Center
Los Angeles****Session 1 - Wed., March 12**

Game 1: (8) CAL 84, (9) WASH 81
Game 2: (7) ARIZ 87, (10) OSU 56
Attendance: 11,642

Session 2 - Thur., March 13

Game 3: (4) USC 59, (5) ASU 55
Game 4: (1) UCLA 88, CAL 66
Attendance: 17,194

Session 3 - Thur., March 13

Game 5: (3) WSU 75, (6) ORE 70
Game 6: (2) STAN 75, ARIZ 64
Attendance: 16,442

Session 4 - Fri., March 14

Game 7: UCLA 57, USC 54
Game 8: STAN 75, WSU 68
Attendance: 18,997

Session 5 - Sat., March 15

Game 9: UCLA 67, STAN 64
Attendance: 17,534

2009 PAC-10 TOURNAMENT**STAPLES Center
Los Angeles****Session 1 - Wed., March 11**

Game 1: (9) STAN 62, (8) OSU 54
Game 2: (7) WSU 62, (10) ORE 40
Attendance: 10,964

Session 2 - Thur., March 12

Game 3: (4) ASU 68, (5) ARIZ 56
Game 4: (1) WASH 85, STAN 73
Attendance: 14,732

Session 3 - Thur., March 12

Game 5: (6) USC 79, (3) CAL 75
Game 6: (2) UCLA 64, WSU 53
Attendance: 16,271

Session 4 - Fri., March 13

Game 7: ASU 75, WASH 65
Game 8: USC 65, UCLA 55
Attendance: 18,497

Session 5 - Sat., March 14

Game 9: USC 66, ASU 63
Attendance: 16,988

2010 PAC-10 TOURNAMENT
STAPLES Center
Los Angeles

Session 1 - Wed., March 10
Game 1: (8) ORE 82, (9) WSU 80 (OT)
Attendance: 6,090

Session 2 - Thur., March 11
Game 2: (5) UCLA 75, (4) ARIZ 69
Game 3: (1) CAL 90, ORE 74
Attendance: 12,125

Session 3 - Thur., March 11
Game 4: (7) STAN 70, (2) ASU 61
Game 5: (3) WASH 59, (6) OSU 52
Attendance: 12,255

Session 4 - Fri., March 12
Game 6: CAL 85, UCLA 72
Game 7: WASH 79, STAN 64
Attendance: 15,971

Session 5 - Sat., March 13
Game 8: WASH 79, CAL 75
Attendance: 15,851

2011 PAC-10 TOURNAMENT
STAPLES Center
Los Angeles

Session 1 - Wed., March 9
Game 1: (9) OSU 69, (8) STAN 67
Game 2: (7) ORE 76, (10) ASU 69
Attendance: 7,814

Session 2 - Thur., March 10
Game 3: (4) USC 70, (5) CAL 56
Game 4: (1) ARIZ 78, (9) OSU 69
Attendance: 10,782

Session 3 - Thur., March 10
Game 5: (7) ORE 76, (2) UCLA 59
Game 6: (3) WASH 89, (6) WSU 87
Attendance: 12,191

Session 4 - Fri., March 11
Game 7: (1) ARIZ 67, (4) USC 62
Game 8: (3) WASH 69, (7) ORE 51
Attendance: 13,190

Session 5 - Sat., March 12
Game 9: (3) WASH 77, (1) ARIZ 75 (OT)
Attendance: 12,074

2012 PAC-12 TOURNAMENT
STAPLES Center
Los Angeles

Session 1 - Wed., March 7
Game 1: (9) OSU 69, (8) WSU 64
Game 2: (5) UCLA 55, (12) USC 40
Attendance: 5,973

Session 2 - Wed., March 7
Game 3: (7) STAN 85, (10) ASU 65
Game 4: (6) COLO 53, (11) UTAH 41
Attendance: 6,747

Session 3 - Thur., March 8
Game 5: (9) OSU 86, (1) WASH 84
Game 6: (4) ARIZ 66, (5) UCLA 58
Attendance: 8,780

Session 4 - Thur., March 8
Game 7: (2) CAL 77, (7) STAN 71
Game 8: (6) COLO 63, (3) ORE 62
Attendance: 9,317

Session 5 - Fri., March 9
Game 9: (4) ARIZ 72, (9) OSU 61
Game 10: (6) COLO 70, (2) CAL 59
Attendance: 11,615

Session 6 - Sat., March 10
Game 11: (6) COLO 53, (4) ARIZ 51
Attendance: 11,197

2013 PAC-12 TOURNAMENT
MGM Grand Garden Arena
Las Vegas, Nev.

Session 1 - Wed., March 13
Game 1: (9) ASU 89, (8) STAN 88 (OT)
Game 2: (5) COLO 74, (12) OSU 68
Attendance: 7,451

Session 2 - Wed., March 13
Game 3: (10) UTAH 69, (7) USC 66
Game 4: (6) WASH 64, (11) WSU 62
Attendance: 8,566

Session 3 - Thur., March 14
Game 5: (1) UCLA 86, (9) ASU 84
Game 6: (4) ARIZ 66, (5) COLO 58
Attendance: 12,915

Session 4 - Thur., March 14
Game 7: (10) UTAH 79, (2) CAL 69 (OT)
Game 8: (3) ORE 80, (6) WASH 77 (OT)
Attendance: 10,566

Session 5 - Fri., March 15
Game 9: (1) UCLA 68, (4) ARIZ 66
Game 10: (3) ORE 64, (10) UTAH 45
Attendance: 13,151

Session 6 - Sat., March 16
Game 11: (3) ORE 78, (1) UCLA 69
Attendance: 11,101

INDIVIDUAL RECORDS

POINTS

Half: 25 Klay Thompson, Washington State vs. Washington, Mar. 10, 2011 (2nd)

Game: 43 Klay Thompson, Washington State vs. Washington, Mar. 10, 2011

Tournament: 83 Reggie Miller, UCLA, 1987 (3 games)

FIELD GOALS

Game: 15 Reggie Miller, UCLA vs. Arizona State, Mar. 6, 1987 (15-of-20)

15 Klay Thompson, Washington State vs. Washington, Mar. 10, 2011 (15-of-29)

Tournament: 27 Reggie Miller, UCLA, 1987 (3 games)

FIELD GOAL ATTEMPTS

Game: 29 Klay Thompson, Washington State vs. Washington, Mar. 10, 2011 (15-of-29)

Tournament: 60 Brook Lopez, Stanford, 2008 (25-of-60, 3 games)

FIELD GOAL PERCENTAGE

Game (min 10 made): 1.000 Bryce Taylor, Oregon vs. USC, Mar. 10, 2007 (11-of-11)

Tournament (min 15 made): .791 Isaac Austin, Arizona State, 1988 (19-of-24, 3 games)

THREE-POINT FIELD GOALS

Game: 8 Klay Thompson, Washington State vs. Washington, Mar. 10, 2011 (8-of-14)

Tournament: 14 Chamberlain Oguchi, Oregon, 2006 (14-of-38, 3 games)

THREE-POINT FIELD GOAL ATTEMPTS

Game: 15 Jeremy Green, Stanford vs. Oregon State, Mar. 9, 2011 (7-of-15)

Tournament: 38 Chamberlain Oguchi, Oregon, 2006 (14-of-38, 3 games)

THREE-POINT FIELD GOAL PERCENTAGE

Game (min 3 made): 1.000 Five times. Last, Elston Turner, Washington vs. Stanford, Mar. 12, 2009 (3-of-3)

Tournament (min 5 made): .833 Marcus Williams, Arizona, 2006 (5-of-6, 2 games)

FREE THROWS

Game: 15 Sean Elliott, Arizona vs. Stanford, Mar. 12, 1988 (15-of-16); Jared Cunningham, Oregon State vs. Stanford, Mar. 9, 2011

Tournament: 30 Leon Powe, California, 2006 (30-of-41, 3 games)

FREE THROW ATTEMPTS

Game: 20 Jared Cunningham, Oregon State vs. Stanford, Mar. 9, 2011 (15-of-20)

Tournament: 41 Leon Powe, California, 2006 (30-of-41, 3 games)

FREE THROW PERCENTAGE

Game (min 10 made): 1.000 Jason Gardner, Arizona vs. Arizona State, Mar. 7, 2003 (12-of-12); Eric Knox, Oregon State vs. Washington State, Mar. 12, 1988 2 OT (10-of-10); Adam Keefe, Stanford vs. California, Mar. 9, 1990 (10-of-10)

Tournament (min 15 made): 1.000, Jerome Randle, CAL, 2010 (16-of-16, 3 games)

REBOUNDS

Game: 20 Leon Powe, California vs. USC, Mar. 9, 2006

Offensive, Game: 11 Trevor Wilson, UCLA vs. Arizona, Mar. 11, 1990 (17 total)

Defensive, Game: 15 Leon Powe, California vs. USC, Mar. 9, 2006 (20 total)

Tournament: 41 André Roberson, Colorado, 2012 (4 games); 37 Phil Zevenbergen, Washington, 1987 (3 games)

PERSONAL FOULS

Tournament: 15 Austin Dufault, Colorado, 2012 (4 games); 13 Keith Balderston, Oregon, 1987 (3 games); Sven Meyer, Oregon, 1987 (3 games)

DISQUALIFICATIONS

Tournament: 2 Bryant Walton, California, 1988 (2 games)

ASSISTS

Game: 12 David Girley, Oregon vs. Washington, Mar. 7, 1987; Matt Othick, Arizona vs. UCLA, Mar. 11, 1990; Isaiah Thomas, Washington vs. Oregon, Mar. 11, 2011

Tournament: 30 Isaiah Thomas, Washington, 2011 (3 games)

STEALS

Game: 7 James Harden, Arizona State vs. USC, Mar. 13, 2008

Tournament: 9 Carlton Brown, Colorado, 2012 (4 games); 9 Gary Payton, Oregon State, 1988 (3 games)

BLOCKED SHOTS

Game: 6 Josh Huestis, Stanford vs. Arizona State, Mar. 13, 2013

Tournament: 9 Sean Rooks, Arizona, 1990 (3 games)

TURNOVERS

Game: 9 Matt Othick, Arizona vs. USC, Mar. 9, 1990; Luke Ridnour, Oregon vs. Washington, Mar. 7, 2002

Tournament: 15 Jordan Farmar, UCLA, 2006 (3 games)

MINUTES

Game: 50 Earl Martin and Gary Payton, Oregon State vs. Washington State, Mar. 12, 1988 (2 OT)

Tournament: 135 André Roberson, Colorado (4 games); 126 Earl Martin, Oregon State, 1988 (3 games)



Klay Thompson, Washington State



Reggie Miller, UCLA – 1987 Pac-10 Tournament Most Outstanding Player

TEAM RECORDS

POINTS

Most, Game: 103 USC vs. STAN (78), Mar. 7, 2002
Most, Half: 59 ARIZ vs. OSU (21), Mar. 12, 2008 (1st)
Most, Both Teams, Game: 185 ARIZ (98) vs. OSU (87), Mar. 11, 1989; UCLA (96) vs. ARIZ (89), Mar. 13, 2003 (OT); WASH (95), ASU (90), Mar. 10, 2005 (OT)
Fewest, Game: 40 USC vs. UCLA, Mar. 7, 2012; ORE vs. WSU, Mar. 11, 2009
Fewest, Half: 15 UTAH vs. ORE (29), Mar. 15, 2013 (1st)
Fewest, Both Teams, Game: 94 COLO (53) vs. UTAH (41), Mar. 7, 2012
Largest Margin, Game: 32 UCLA (79) vs. OSU (47), Mar. 9, 2006
Most, Tournament: 278 ARIZ, 1988 (3 games)
Fewest Allowed, Tournament (min 3 games): 158 UCLA, 2006
Biggest Margin, Tournament: 64 ARIZ, 1988 (278-214, 3 games)

FIELD GOALS

Most, Game: 39 UCLA vs. ASU, Mar. 6, 1987 (39-of-71)
Most, Both Teams, Game: 70 UCLA (39) vs. ASU (31), Mar. 6, 1987; ARIZ (37) vs. OSU (33), Mar. 11, 1989
Most, Tournament: 97 ARIZ, 2005 (97-of-178, 3 games)
Fewest, Game: 13 ORE vs. WSU, Mar. 11, 2009 (13-of-50)
Fewest, Both Teams, Game: 29 COLO (15) vs. UTAH (14), Mar. 7, 2012
Fewest Allowed, Tournament (min 3 games): 79 COLO, 212 (79-of-206, 4 games); 59 UCLA, 2006 (59-of-156, 3 games)

FIELD GOAL ATTEMPTS

Most, Game: 88 ARIZ vs. UCLA, Mar. 13, 2003 (33-of-88) (OT)
Most, Both Teams, Game: 157 UCLA (69) vs. ARIZ (88), Mar. 13, 2003 (OT)
Most, Tournament: 207 UCLA, 1990 (3 games)
Fewest, Game: 28 STAN vs. ARIZ, Mar. 12, 1989 (19-of-28)
Fewest, Both Teams, Game: 73 STAN (28) vs. ARIZ (45), Mar. 12, 1989
Fewest Allowed, Tournament (min 3 games): 146 UCLA, 2008 (67-of-146, 3 games)

FIELD GOAL PERCENTAGE

Highest, Game: .683 CAL vs. USC, Mar. 10, 1988 (28-of-41)
Highest, Both Teams, Game: .589 ARIZ (24-of-45) vs. STAN (19-of-28), Mar. 12, 1989
Highest, Tournament (3 games): .587 STAN, 1989 (74-of-126, 3 games) (2 games): .563 WSU, 1988 (49-of-87)
Lowest, Game: .260 ORE vs. WSU, Mar. 11, 2009 (13-of-50)
Lowest, Both Teams, Game: .315 UCLA (19-of-56) vs. USC (15-of-52), Mar. 7, 2012
Lowest Allowed, Tournament (3 games): .329 ARIZ, 1990 (68-of-207, 3 games)

THREE-POINT FIELD GOALS

Most, Game: 15 STAN vs. ASU, Mar. 13, 2013 (OT)
Most, Both Teams, Game: 26 STAN (15) vs. ASU (11), Mar. 13, 2012 (OT)
Most, Tournament: 34 ORE, 2007 (34-of-65, 3 games), 2007
Fewest, Game: 0, Six times. Last, WSU vs. ORE, Mar. 11, 2009 (0-of-6)
Fewest, Both Teams, Game: 0 ORE vs. USC, Mar. 5, 1987
Fewest Allowed, Tournament (min 3 games): 6 WASH, 1987 (6-of-18, 3 games)

THREE-POINT FIELD GOAL ATTEMPTS

Most, Game: 36 ARIZ vs. UCLA, Mar. 13, 2003
Most, Both Teams, Game: 55 STAN (33) vs. ASU (22), Mar. 13, 2013
Most, Tournament: 79 ORE, 2006 (28-of-79, 3 games)
Fewest, Game: 1 WASH vs. ASU, Mar. 8, 1990 (0-of-1)
Fewest, Both Teams, Game: 8 CAL (4) vs. OSU (4), Mar. 6, 1987
Fewest Allowed, Tournament (min 3 games): 18 WASH, 1987 (6-of-18, 3 games)

THREE-POINT FIELD GOAL PERCENTAGE

Highest, Game: .800 STAN vs. UCLA, Mar. 11, 1989 (4-of-5)
Highest, Both Teams, Game: .541 ORE (7-of-14) vs. UCLA (6-of-10), Mar. 16, 2013 (13-of-24)
Highest, Tournament (3 games): .538 ARIZ, 1988 (21-of-39); STAN, 1989 (7-of-13) (2 games): .548 WSU, 2008 (17-of-31)
Lowest, Game: .000 ORE vs. WSU, Mar. 9, 1989 (0-of-11); WASH vs. ASU, Mar. 8, 1990 (0-of-1); WSU vs. ORE, Mar. 11, 2009 (0-of-6)
Lowest, Both Teams, Game: .000 ORE (0-of-4) vs. USC (0-of-6), Mar. 5, 1987 (0-of-10)
Lowest Allowed, Tournament (min 3 games): .190 ORE, 1987 (8-of-42, 3 games)

FREE THROWS

Most, Game: 33 CAL vs. ORE, Mar. 10, 2006 (2 OT) (33-of-43)
Most, Both Teams, Game: 53 WASH (29) vs. ASU (24), Mar. 10, 2005
Most, Tournament: 81 ARIZ, 1988 (81-of-103, 3 games)
Fewest, Game: 1 STAN vs. ASU, Mar. 13, 2013 (1-of-1)
Fewest, Both Teams, Game: 11 OSU (6) vs. CAL (5), Mar. 13, 2003; ORE (6) vs. ARIZ (5), Mar. 8, 2007; ORE (7) vs. USC (4), Mar. 10, 2007
Fewest Allowed, Tournament (min 3 games): 22 ARIZ, 2002 (22-of-39, 3 games)

FREE THROW ATTEMPTS

Most, Game: 44 STAN vs. UCLA, Mar. 11, 1989 (25-of-44)
Most, Both Teams, Game: 71 ARIZ (39) vs. STAN (32), Mar. 10, 1990
Most, Tournament: 105 ARIZ, 1990 (79-of-105, 3 games)
Fewest, Game: 1 STAN vs. ASU, Mar. 13, 2013 (1-of-1)
Fewest, Both Teams, Game: 18 WASH (7) vs. WSU (11), Mar. 13, 2013
Fewest Allowed, Tournament (min 3 games): 37 UCLA, 2006 (29-of-37, 3 games)

FREE THROW PERCENTAGE

Highest, Game: 1.000 USC vs. ORE, Mar. 8, 2002 (22-of-22)
Highest, Both Teams, Game: .902 WASH (17-of-18) vs. CAL (20-of-23), Mar. 13, 2010
Highest, Tournament (3 games): .852 CAL, 2010 (52-of-61) (2 games): .871 ARIZ, 2010 (27-of-31)
Lowest, Game: .167 ASU (2-of-12) vs. ARIZ, Mar. 7, 2002
Lowest, Both Teams, Game: .492 OSU (17-of-32) vs. WASH (12-of-27), Mar. 8, 2012
Lowest Allowed, Tournament (min 3 games): .564 ARIZ, 2002 (22-of-39, 3 games)

REBOUNDS

Most, Game: 56 ARIZ vs. USC, Mar. 9, 1990
Most, Both Teams, Game: 94 UCLA (49) vs. ORE (45), Mar. 9, 1990
Most, Tournament: 149 ARIZ, 1990 (3 games)
Fewest, Game: 15 STAN vs. ARIZ, Mar. 12, 1989; USC vs. CAL, Mar. 9, 2006
Fewest, Both Teams, Game: 38 STAN (15) vs. ARIZ (23), Mar. 12, 1989
Largest Margin, Game: 25 CAL (40) vs. USC (15), Mar. 9, 2006
Largest Margin, Tournament: 31 WASH, 1987 (116-85, 3 games)
Fewest Allowed, Tournament (min 3 games): 76 CAL, 2006 (3 games)

ASSISTS

Most, Game: 23 ARIZ vs. OSU, Mar. 11, 1989
Most, Both Teams, Game: 42 ARIZ (22) vs. OSU (20), Mar. 13, 1988
Most, Tournament: 56 ARIZ, 1990 (3 games)
Fewest, Game: 3 ORE vs. WSU, Mar. 9, 1989; OSU vs. ARIZ, Mar. 12, 2008; ORE vs. WSU, Mar. 11, 2009
Fewest, Both Teams, Game: 12 COLO (6) vs. ARIZ (6), Mar. 10, 2012
Fewest Allowed, Tournament (min 3 games): 16 UCLA, 2006 (3 games)

STEALS

Most, Game: 14 USC vs. CAL, Mar. 14, 2003; ASU vs. USC, Mar. 13, 2008; UCLA vs. USC, Mar. 13, 2009
Most, Both Teams, Game: 24 UCLA (14) vs. USC (10), Mar. 13, 2009
Most, Tournament: 31 COLO, 2012 (4 games); 30 ORE, 2003 (3 games); ORE, 2011 (3 games)
Fewest, Game: 1 CAL vs. UCLA, Mar. 7, 1987; USC vs. CAL, Mar. 12, 2009
Fewest, Both Teams, Game: 4 USC (3) vs. ARIZ (1), Mar. 9, 2002
Fewest Allowed, Tournament (min 3 games): 9 ARIZ, 2002 (3 games); USC, 2003 (3 games)

BLOCKED SHOTS

Most, Game: 9 ORE vs. WASH, Mar. 7, 2002
Most, Both Teams, Game: 13 ORE (9) vs. WASH (4), Mar. 7, 2002
Most, Tournament (min 3 games): 19 ARIZ, 1989 (3 games)
Fewest, Game: 0 Many times. Last, STAN vs. CAL, Mar. 8, 2012
Fewest, Both Teams, Game: 0 CAL (0) vs. USC (0), Mar. 10, 1988
Fewest Allowed, Tournament (min 3 games): 1 ARIZ, 1988 (3 games)

PERSONAL FOULS

Most, Game: 42 ORE vs. UCLA, Mar. 9, 1990
Most, Both Teams, Game: 68 ORE (42) vs. UCLA (26), Mar. 9, 1990
Fewest, Game: 8 STAN vs. WSU, Mar. 11, 2005
Fewest, Both Teams, Game: 20 ARIZ (10) vs. CAL (10), Mar. 10, 2005
Most, Tournament: 62 COLO, 2012 (4 games); ORE, 2003 (3 games)
Fewest, Tournament (min 3 games): 40 UTAH, 2013

DISQUALIFICATIONS

Most, Game: 4 CAL vs. ARIZ, Mar. 11, 1988; UCLA vs. STAN, Mar. 11, 1989
Most, Both Teams, Game: 5 ORE (2) vs. ARIZ (3), Mar. 6, 1987; WASH (2) vs. ASU (3), Mar. 10, 2005
Most, Tournament: 5 CAL, 1988 (2 games)

POINTS

- 43 Klay Thompson, WSU vs. WASH, Mar. 10, 2011
- 41 Leon Powe, CAL vs. ORE, Mar. 10, 2006 (2 OT)
- 39 Reggie Miller, UCLA vs. ASU, Mar. 6, 1987
- 37 Salim Stoudamire, ARIZ vs. WASH, Mar. 12, 2005
- 34 Jahii Carson, ASU vs. STAN, Mar. 13, 2013 (OT)
- 32 Sean Elliott, ARIZ vs. STAN, Mar. 12, 1988
Bryce Taylor, ORE vs. USC, Mar. 10, 2007
Tajuan Porter, ORE vs. WSU, Mar. 10, 2010
- 31 Chris Moore, USC vs. ASU, Mar. 9, 1989
Gary Payton, OSU vs. ASU, Mar. 9, 1990
- 30 Todd Anderson, WSU vs. UCLA, Mar. 11, 1988
Hassan Adams, ARIZ vs. WASH, Mar. 12, 2004
Brandon Roy, WASH vs. ORE, Mar. 9, 2006
Brook Lopez, STAN vs. WSU, Mar. 14, 2008
Chasson Randle, STAN vs. ASU, Mar. 7, 2012

FIELD GOALS

- 15 Klay Thompson, WSU vs. WASH, Mar. 10, 2011 (15-of-29)
Reggie Miller, UCLA vs. ASU, Mar. 6, 1987 (15-of-20)
- 14 Jahii Carson, ASU vs. STAN, Mar. 13, 2013 (14-of-22)
Leon Powe, CAL vs. ORE, Mar. 10, 2006 (14-of-17, 2 OT)
- 13 Trevor Wilson, UCLA vs. ARIZ, Mar. 11, 1990 (13-of-27)
- 12 Earl Martin, OSU vs. WASH, Mar. 11, 1988 (12-of-16)
Todd Anderson, WSU vs. UCLA, Mar. 11, 1988 (12-of-15)
Gary Payton, OSU vs. ASU, Mar. 9, 1990 (12-of-24)
Hassan Adams, ARIZ vs. WASH, Mar. 9, 2004 (12-of-19)
Tajuan Porter, ORE vs. WSU, Mar. 10, 2010 (12-of-28)

FIELD GOAL ATTEMPTS

- 29 Klay Thompson, WSU vs. WASH, Mar. 10, 2011 (15-of-29)
- 28 Anthony Pendleton, USC vs. STAN, Mar. 10, 1989 (8-of-28)
Tajuan Porter, ORE vs. WSU, Mar. 10, 2010 (12-of-28)
- 27 Trevor Wilson, UCLA vs. ARIZ, Mar. 11, 1990 (13-of-27)
- 24 Gary Payton, OSU vs. ASU, Mar. 9, 1990 (12-of-24)
Brook Lopez, STAN vs. ARIZ, Mar. 13, 2008 (9-of-24)

FIELD GOAL PERCENTAGE (min 7 made)

- 1.000 Bryce Taylor, ORE vs. USC, Mar. 10, 2007 (11-of-11)
- 1.000 Jordan Hill, ARIZ vs. OSU, Mar. 12, 2008 (7-of-7)
- .917 Anthony Cook, ARIZ vs. OSU, Mar. 11, 1989 (11-of-12)
- .909 Channing Frye, ARIZ vs. CAL, Mar. 10, 2005 (10-of-11)
- .900 Salim Stoudamire, ARIZ vs. USC, Mar. 9, 2002 (9-of-10)

THREE-POINT FIELD GOALS

- 8 Klay Thompson, WSU vs. WASH, Mar. 10, 2011 (8-of-14)
- 7 Jeremy Green, STAN vs. OSU, Mar. 9, 2011 (7-of-15)
Salim Stoudamire, ARIZ vs. WASH, Mar. 12, 2005 (7-of-13)
Bryce Taylor, ORE vs. USC, Mar. 10, 2007 (7-of-7)
- 6 10 times. Last, Chasson Randle, STAN vs. ASU, Mar. 7, 2012 (6-of-8)

THREE-POINT FIELD GOAL ATTEMPTS

- 15 Jeremy Green, STAN vs. OSU, Mar. 9, 2011
- 14 Klay Thompson, WSU vs. WASH, Mar. 10, 2011 (8-of-14)
Anthony Pendleton, USC vs. STAN, Mar. 10, 1989 (6-of-14)
Mike Redhair, ASU vs. WASH, Mar. 8, 1990 (5-of-14)
Chamberlain Oguchi, ORE vs. WASH, Mar. 9, 2006 (6-of-14)
Derek Low, WSU vs. USC, Mar. 9, 2007 (5-of-14)
- 13 Kevin Kruger, ASU vs. WASH, Mar. 10, 2005 (5-of-13)
Salim Stoudamire, ARIZ vs. WASH, Mar. 12, 2005 (7-of-13)

THREE-POINT FIELD GOAL PERCENTAGE (min 3 made)

- 1.000 Bryce Taylor, ORE vs. USC, Mar. 10, 2007 (7-of-7)
Luke Ridnour, ORE vs. UCLA, Mar. 14, 2003 (4-of-4)
Greg Hill, WASH vs. STAN, Mar. 6, 1987 (3-of-3)
Matt Muehlebach, ARIZ vs. UCLA, Mar. 11, 1990 (3-of-3)
Elston Turner, WASH vs. STAN, Mar. 12, 2009 (3-of-3)

FREE THROWS

- 15 Jared Cunningham, OSU vs. STAN, Mar. 9, 2011 (15-of-20)
Sean Elliott, ARIZ vs. STAN, Mar. 12, 1988 (15-of-16)
- 13 Reggie Miller, UCLA vs. CAL, Mar. 7, 1987 (13-of-15)
Leon Powe, CAL vs. ORE, Mar. 10, 2006 (13-of-18)
- 12 Jason Gardner, ARIZ vs. ASU, Mar. 7, 2002 (12-of-12)
Jesse Perry, ARIZ vs. UCLA, Mar. 8, 2012 (12-of-13)
Solomon Hill, ARIZ vs. UCLA, Mar. 8, 2012 (12-of-14)

FREE THROW ATTEMPTS

- 20 Jared Cunningham, OSU vs. STAN, Mar. 9, 2011 (15-of-20)
- 18 Leon Powe, CAL vs. ORE, Mar. 10, 2006 (13-of-18)
- 17 Leon Powe, CAL vs. USC, Mar. 9, 2006 (12-of-17)
- 16 Sean Elliott, ARIZ vs. STAN, Mar. 12, 1988 (15-of-16)
- 15 Sean Elliott, ARIZ vs. ORE, Mar. 6, 1987 (10-of-15)
Reggie Miller, UCLA vs. CAL, Mar. 7, 1987 (13-of-15)
Tony Wroten, WASH vs. OSU, Mar. 8, 2012 (9-of-15)

FREE THROW PERCENTAGE (min 9 made)

- 1.000 Jason Gardner, ARIZ vs. ASU, Mar. 7, 2002 (12-of-12)
Eric Knox, OSU vs. WSU, Mar. 12, 1988 (2 OT) (10-of-10)
Adam Keefe, STAN vs. CAL, Mar. 9, 1990 (10-of-10)
Tom Tolbert, ARIZ vs. CAL, Mar. 11, 1988 (9-of-9)
Gabe Pruitt, USC vs. CAL, Mar. 9, 2006 (9-of-9)

REBOUNDS

- 20 Leon Powe, CAL vs. USC, Mar. 9, 2006
- 18 Ike Diogu, ASU vs. ORE, Mar. 13, 2003
- 17 Trevor Wilson, UCLA vs. ARIZ, Mar. 11, 1990
- 16 Alex Stepheson, USC vs. CAL, Mar. 10, 2011
Ryan Anderson, CAL vs. WASH, Mar. 12, 2008
Taj Gibson, USC vs. CAL, Mar. 12, 2009
- 15 Ryan Anderson, CAL vs. OSU, Mar. 7, 2007
Landry Fields, STAN vs. WASH, Mar. 12, 2009
Eric Boateng, ASU vs. STAN, Mar. 11, 2010

ASSISTS

- 12 Isaiah Thomas, WASH vs. ORE, Mar. 11, 2011
David Girley, ORE vs. WASH, Mar. 7, 1987
Matt Othick, ARIZ vs. UCLA, Mar. 11, 1990
- 11 Abdul Gaddy, WASH vs. WSU, Mar. 13, 2013
Isaiah Thomas, WASH vs. WSU, Mar. 10, 2011
Brandon Granville, USC vs. STAN, Mar. 7, 2002
- 10 Pooh Richardson, UCLA vs. WSU, Mar. 11, 1988
Gary Payton, OSU vs. ARIZ, Mar. 12, 1988
Reggie Moore, WSU vs. OSU, Mar. 7, 2012

STEALS

- 7 James Harden, ASU vs. USC, Mar. 13, 2008
- 6 Jared Cunningham, OSU vs. ARIZ, Mar. 10, 2011
Malcolm Armstead, ORE vs. WASH, Mar. 11, 2011
- 5 11 times. Last, Kyle Anderson, UCLA vs. ARIZ, Mar. 15, 2013

BLOCKED SHOTS

- 6 Josh Huestis, STAN vs. ASU, Mar. 13, 2013
- 5 Ike Diogu, ASU vs. WASH, Mar. 10, 2005
Jason Washburn, UTAH vs. COLO, Mar. 7, 2012
Eric Moreland, OSU vs. COLO, Mar. 13, 2013
- 4 15 times. Last, Tony Woods, ORE vs. COLO, Mar. 8, 2012

POINTS

- 83 Reggie Miller, UCLA, 1987 (3 games)
- 80 Leon Powe, CAL, 2006 (3 games)
- 71 Sean Elliott, ARIZ, 1988 (3 games)
- 68 Luke Walton, ARIZ, 2002 (3 games)
- 67 Sean Elliott, ARIZ, 1989 (3 games)
- 66 Derrick Williams, ARIZ, 2011 (3 games)
Desmon Farmer, USC, 2003 (3 games)
- 65 Brook Lopez, STAN, 2008 (3 games)
- 64 Chris Welp, WASH, 1987 (3 games)
- 63 Anthony Taylor, ORE, 1987 (3 games)
Chamberlain Oguchi, ORE, 2006 (3 games)
DeMar DeRozan, USC, 2009 (3 games)
Carlton Brown, COLO, 2012 (4 games)

FIELD GOALS

- 27 Reggie Miller, UCLA, 1987 (27-of-49, 3 games)
- 26 Luke Walton, ARIZ, 2002 (26-of-54, 3 games)
- 25 Earl Martin, OSU, 1988 (25-of-40, 3 games)
Leon Powe, CAL, 2006 (25-of-43, 3 games)
Brook Lopez, STAN, 2008 (25-of-60, 3 games)
Carlton Brown, COLO, 2012 (25-of-50, 4 games)

FIELD GOAL ATTEMPTS

- 60 Brook Lopez, STAN, 2008 (25-of-60, 3 gamrs)
- 54 Luke Walton, ARIZ, 2002 (26-of-54, 3 games)
- 51 Anthony Taylor, ORE, 1987 (22-of-51, 3 games)
- 50 Carlton Brown, COLO, 2012 (25-of-50, 4 games)
- 49 Reggie Miller, UCLA, 1987 (27-of-49, 3 games)
Trevor Wilson, UCLA, 1990 (21-of-49, 3 games)
Desmon Farmer, USC, 2003 (18-of-49, 3 games)
Chamberlain Oguchi, ORE, 2006 (19-of-49, 3 games)

FIELD GOAL PERCENTAGE (min 15 made)

- .791 Isaac Austin, ASU, 1990 (19-of-24, 3 games)
- .767 Channing Frye, ARIZ, 2005 (23-of-30, 3 games)
- .762 Todd Anderson, WSU, 1988 (16-of-21, 2 games)
- .750 Bryce Taylor, ORE, 2007 (18-of-24, 3 games)
- .682 Howard Wright, STAN, 1989 (15-of-22, 2 games)

THREE-POINT FIELD GOALS

- 14 Chamberlain Oguchi, ORE, 2006 (14-of-38, 3 games)
- 13 Tajuan Porter, ORE, 2007 (13-of-21, 3 games)
- 11 Alex Austin, ASU, 1990 (11-of-22, 3 games)
James Davis, ORE, 2003 (11-of-22, 3 games)
Salim Stoudamire, ARIZ, 2005 (11-of-23, 3 games)
Gabe Pruitt, USC, 2007 (11-of-22, 3 games)

THREE-POINT FIELD GOAL ATTEMPTS

- 38 Chamberlain Oguchi, ORE, 2006 (14-of-28, 3 games)
- 29 Desmon Farmer, USC, 2003 (7-of-29, 3 games)
- 23 Salim Stoudamire, ARIZ, 2005 (11-of-30, 3 games)
- 22 Alex Austin, ASU, 1990 (11-of-22, 3 games)
James Davis, ORE, 2003 (11-of-22, 3 games)
Luke Ridnour, ORE, 2003 (10-of-22, 3 games)
Gabe Pruitt, USC, 2007 (11-of-22, 3 games)

THREE-POINT FIELD GOAL PERCENTAGE (min 5 made)

- .833 Marcus Williams, ARIZ, 2006 (5-of-6, 2 games)
- .800 Bryce Taylor, ORE, 2007 (8-of-10, 3 games)
- .750 Steve Kerr, ARIZ, 1988 (9-of-12, 3 games)
- .714 Theo Robertson, CAL, 2006 (5-of-7, 3 games)
Kevin Kruger, ASU, 2006 (5-of-7, 1 game)

FREE THROWS

- 30 Leon Powe, CAL, 2006 (30-of-41, 3 games)
- 26 Sean Elliott, ARIZ, 1989 (26-of-27, 3 games)
- 25 Sean Elliott, ARIZ, 1988 (25-of-29, 3 games)
- 23 Reggie Miller, UCLA, 1987 (23-of-25, 3 games)
- 23 Desmon Farmer, USC, 2003 (23-of-29, 3 games)

FREE THROW ATTEMPTS

- 41 Leon Powe, CAL, 2006 (30-of-41, 3 games)
- 29 Sean Elliott, ARIZ, 1988 (25-of-29, 3 games)
- 29 Desmon Farmer, USC, 2003 (23-of-29, 3 games)
- 28 Jesse Perry, ARIZ, 2012 (22-of-28, 3 games)
- 27 Jared Cunningham, OSU, 2011 (18-of-27, 2 games)
Sean Elliott, ARIZ, 1989 (26-of-27, 3 games)
Adam Keefe, STAN, 1989 (18-of-27, 3 games)
Jason Gardner, ARIZ, 2002 (22-of-27, 3 games)

FREE THROW PERCENTAGE (min 15 made)

- 1.000 Jerome Randle, CAL, 2010 (16-of-16, 3 games)
- .963 Sean Elliott, ARIZ, 1989 (26-of-27, 3 games)
- .920 Reggie Miller, UCLA, 1987 (23-of-25, 3 games)
- .889 David Bluthenthal, USC, 2002 (16-of-18, 3 games)
Anthony Goods, STAN, 2009 (16-of-18, 2 games)

REBOUNDS

- 41 André Roberson, COLO, 2012 (4 games)
- 37 Phil Zevenbergen, WASH, 1987 (3 games)
- 35 Ryan Anderson, CAL, 2007 (3 games)
- 34 Leon Powe, CAL, 2006 (3 games)
- 33 Brook Lopez, STAN, 2008 (3 games)
- 32 Taj Gibson, USC, 2009 (3 games)
- 31 Jesse Perry, ARIZ, 2012 (3 games)
- 30 Trevor Wilson, UCLA, 1990 (3 games)
- 29 Luke Jackson, ORE, 2003 (3 games)
Taj Gibson, USC, 2007 (3 games)

ASSISTS

- 30 Isaiah Thomas, WASH, 2011, (3 games)
- 24 Gary Payton, OSU, 1988 (3 games)
- 24 Brandon Granville, USC, 2002 (3 games)
- 24 Luke Ridnour, ORE, 2003 (3 games)
- 22 Pooh Richardson, UCLA, 1987 (3 games)
- 21 Matt Othick, ARIZ, 1990 (3 games)

STEALS

- 11 Malcolm Armstead, ORE, 2011 (3 games)
- 9 Gary Payton, OSU, 1988 (3 games)
Carlton Brown, COLO, 2012 (4 games)
- 8 Jared Cunningham, OSU, 2011 (2 games)
- 7 Dave Immel, UCLA, 1987 (3 games)
Ken Lofton, ARIZ, 1988 (3 games)
Ken Lofton, ARIZ, 1989 (3 games)
Terry Taylor, STAN, 1989 (3 games)
Matt Othick, ARIZ, 1990 (3 games)
Nate Robinson, WASH, 2004 (3 games)
James Harden, ASU, 2008 (1 game)
Nic Wise, ARIZ, 2008 (2 games)
Jared Cunningham, OSU, 2012 (3 games)
Nate Tomlinson, COLO, 2012 (4 games)
André Roberson, COLO, 2012 (4 games)

BLOCKED SHOTS

- 9 Sean Rooks, ARIZ, 1990 (3 games)
Robin Lopez, STAN, 2008 (3 games)
- 8 Ed Stokes, ARIZ, 1990 (3 games)
- 7 Anthony Cook, ARIZ, 1988 (3 games)
Taj Gibson, USC, 2008 (2 games)
André Roberson, COLO, 2012 (4 games)

PAC-12 TOURNAMENT CHAMPIONS

1987 UCLA
 1988 ARIZONA
 1989 ARIZONA
 1990 ARIZONA
 2002 ARIZONA
 2003 OREGON
 2004 STANFORD
 2005 WASHINGTON
 2006 UCLA
 2007 OREGON
 2008 UCLA
 2009 USC
 2010 WASHINGTON
 2011 WASHINGTON
 2012 COLORADO
 2013 OREGON

COACHING RECORDS (active coaches are bold)

COACH, TEAM	YRS	1st	2nd	W	L	PCT
Tad Boyle, COLO	2	1	0	5	1	.833
Walt Hazzard, UCLA	2	1	0	3	1	.750
Lute Olson, ARIZ	10	4	1	16	6	.727
Dana Altman, ORE	3	1	0	5	2	.714
Lorenzo Romar, WASH	10	3	1	14	7	.667
Tim Floyd, USC	4	1	1	6	3	.667
Bill Frieder, ASU	1	0	0	2	1	.667
Ernie Kent, ORE	8	2	0	11	6	.647
Jim Harrick, UCLA	2	0	1	3	2	.600
Henry Bibby, USC	3	0	2	4	3	.571
Ben Howland, UCLA	10	2	1	11	8	.579
Sean Miller, ARIZ	4	0	2	5	4	.556
Larry Krystkowiak, UTAH	2	0	0	2	2	.500
Ben Braun, CAL	7	0	1	7	7	.500
Ralph Miller, OSU	3	0	1	3	3	.500
Andy Russo, WASH	3	0	1	3	3	.500
Tony Bennett, WSU	3	0	0	3	3	.500
Mike Montgomery, STAN/CAL	12	1	2	10	11	.476
Trent Johnson, STAN	4	0	1	3	4	.429
Kevin O'Neill, ARIZ/USC	3	0	0	2	3	.400
Kelvin Sampson, WSU	4	0	0	2	3	.400
Johnny Dawkins, STAN	5	0	0	3	5	.375
Craig Robinson, OSU	5	0	0	3	5	.375
Lou Campanelli, CAL	4	0	0	2	4	.333
Steve Lavin, UCLA	2	0	0	1	2	.333
Don Monson, ORE	4	0	0	2	4	.333
Steve Patterson, ASU	2	0	0	1	2	.333
George Raveling, USC	4	0	0	2	4	.333
Jay John, OSU	4	0	0	2	4	.333
Herb Sendek, ASU	7	0	1	3	7	.300
Ken Bone, WSU	4	0	0	0	4	.000
Bob Cantu, USC	1	0	0	0	1	.000
Russ Pennell, ARIZ	1	0	0	0	1	.000
Kevin Mouton, OSU	1	0	0	0	1	.000
Bob Schermerhorn, ASU	1	0	0	0	1	.000
Len Stevens, WSU	1	0	0	0	1	.000
Jim Anderson, OSU	1	0	0	0	1	.000
Lynn Nance, WASH	1	0	0	0	1	.000
Bob Bender, WASH	1	0	0	0	1	.000
Dick Bennett, WSU	3	0	0	0	3	.000
Rob Evans, ASU	4	0	0	0	4	.000
Steve Alford, UCLA	0	0	0	0	0	----
Andy Enfield, USC	0	0	0	0	0	----



UCLA's Walt Hazzard receives the inaugural Pac-10 Tournament trophy from Pac-10 Commissioner Tom Hansen

COMPOSITE STANDINGS

TEAM	W	L	PCT	Titles
Colorado	5	1	.833	1
Arizona	22	12	.647	4
Oregon	18	12	.600	3
Washington	17	12	.586	3
UCLA	18	13	.581	3
USC	13	13	.500	1
Utah	2	2	.500	
Stanford	13	15	.464	1
California	12	16	.429	
Oregon State	8	14	.364	
Arizona State	6	15	.286	
Washington State	5	14	.263	

TEAM vs. TEAM RESULTS

	vs. ARIZ	vs. ASU	vs. CAL	vs. COLO	vs. ORE	vs. OSU	vs. STAN	vs. UCLA	vs. USC	vs. UTAH	vs. WASH	vs. WSU	Total
ARIZ	-	1-1	3-0	1-1	0-2	6-0	4-1	2-4	4-0	-	0-3	1-0	22-12
ASU	1-1	-	-	-	0-2	1-1	1-2	0-3	0-3	-	2-3	1-0	6-15
CAL	0-3	-	-	0-1	2-2	3-1	1-1	3-3	2-3	0-1	1-1	-	12-16
COLO	1-1	-	-	-	1-0	2-0	-	-	-	1-0	-	-	5-1
ORE	2-0	2-0	2-2	0-1	-	-	0-2	3-1	3-1	1-0	3-2	2-3	18-12
OSU	0-6	1-1	1-3	0-1	-	-	1-1	1-1	-	-	2-1	2-0	8-14
STAN	1-4	2-1	1-1	-	2-0	1-1	-	1-1	1-3	-	1-4	3-0	13-15
UCLA	4-2	3-0	3-3	-	1-3	1-1	1-1	-	2-1	-	2-1	1-1	18-13
USC	1-4	2-0	3-2	-	1-3	-	3-1	1-2	-	0-1	-	2-0	13-13
UTAH	-	-	1-0	0-1	0-1	-	-	-	1-0	-	-	-	2-2
WASH	3-0	3-2	1-1	-	2-3	1-2	4-1	1-2	-	-	-	2-1	17-12
WSU	0-1	0-1	-	-	3-2	0-2	0-3	1-1	0-2	-	1-2	-	5-14

YEAR-BY-YEAR RECORDS (seed)

	ARIZ	ASU	CAL	COLO	ORE	OSU	STAN	UCLA	USC	UTAH	WASH	WSU
1987	0-1 (2)	1-1 (8)	1-1 (4)	N/A	2-1 (7)	0-1 (5)	0-1 (6)	3-0 (1)	0-1 (10)	N/A	2-1 (3)	0-1 (9)
1988	3-0 (1)	0-1 (7)	1-1 (9)	N/A	0-1 (5)	2-1 (2)	1-1 (4)	0-1 (3)	0-1 (8)	N/A	1-1 (10)	1-1 (6)
1989	3-0 (1)	0-1 (7)	0-1 (5)	N/A	0-1 (9)	1-1 (4)	2-1 (2)	1-1 (3)	1-1 (10)	N/A	0-1 (6)	1-1 (8)
1990	3-0 (2)	2-1 (8)	0-1 (3)	N/A	0-1 (5)	0-1 (1)	1-1 (6)	2-1 (4)	1-1 (7)	N/A	0-1 (9)	0-1 (10)
2002	3-0 (2)	0-1 (7)	1-1 (3)	N/A	1-1 (1)	-	0-1 (5)	0-1 (6)	2-1 (4)	N/A	0-1 (8)	-
2003	0-1 (1)	0-1 (4)	1-1 (3)	N/A	3-0 (5)	1-1 (6)	0-1 (2)	1-1 (8)	2-1 (7)	N/A	-	-
2004	1-1 (3)	-	0-1 (4)	N/A	1-1 (5)	-	3-0 (1)	0-1 (7)	0-1 (6)	N/A	2-1 (2)	0-1 (8)
2005	2-1 (1)	0-1 (7)	0-1 (8)	N/A	-	1-1 (5)	1-1 (3)	0-1 (4)	-	N/A	3-0 (2)	0-1 (6)
2006	1-1 (4)	0-1 (8)	2-1 (3)	N/A	2-1 (7)	1-1 (9)	0-1 (5)	3-0 (1)	0-1 (6)	N/A	0-1 (2)	0-1 (10)
2007	0-1 (5)	0-1 (10)	2-1 (8)	N/A	3-0 (4)	0-1 (9)	0-1 (6)	0-1 (1)	2-1 (3)	N/A	1-1 (7)	1-1 (2)
2008	1-1 (7)	0-1 (5)	1-1 (9)	N/A	0-1 (6)	0-1 (10)	2-1 (2)	3-0 (1)	1-1 (4)	N/A	0-1 (8)	1-1 (3)
2009	0-1 (5)	2-1 (4)	0-1 (3)	N/A	0-1 (10)	0-1 (8)	1-1 (9)	1-1 (2)	3-0 (6)	N/A	1-1 (1)	1-1 (7)
2010	0-1 (4)	0-1 (2)	2-1 (1)	N/A	1-1 (8)	0-1 (6)	1-1 (7)	1-1 (5)	-	N/A	3-0 (3)	0-1 (9)
2011	2-1 (1)	0-1 (10)	0-1 (5)	N/A	2-1 (7)	1-1 (9)	0-1 (8)	0-1 (2)	1-1 (4)	N/A	3-0 (3)	0-1 (6)
2012	2-1 (4)	0-1 (10)	1-1 (2)	4-0 (6)	0-1 (3)	2-1 (9)	1-1 (7)	1-1 (5)	0-1 (12)	0-1 (11)	0-1 (1)	0-1 (8)
2013	1-1 (4)	1-1 (9)	0-1 (2)	1-1 (5)	3-0 (3)	0-1 (12)	0-1 (8)	2-1 (1)	0-1 (7)	2-1 (10)	1-1 (6)	0-1 (11)

RECORD BY SEED

YEAR	#1	#2	#3	#4	#5	#6	#7	#8	#9	#10	#11	#12
1987	3-0	0-1	2-1	1-1	0-1	0-1	2-1	1-1	0-1	0-1	N/A	N/A
Upsets: (7) Oregon 72, (2) Arizona 63												
1988	3-0	2-1	0-1	1-1	0-1	1-1	0-1	0-1	1-1	1-1	N/A	N/A
Upsets: (9) California 75, (8) USC 59; (10) Washington 96, (7) Arizona State 82; (6) Washington State 73, (3) UCLA 71												
1989	3-0	2-1	1-1	1-1	0-1	0-1	0-1	1-1	0-1	1-1	N/A	N/A
Upsets: (10) USC 94, (7) Arizona State 82												
1990	0-1	3-0	0-1	2-1	0-1	1-1	1-1	2-1	0-1	0-1	N/A	N/A
Upsets: (8) Arizona State 83, (1) Oregon State 75; (6) Stanford 77, (3) California 61												
2002	1-1	3-0	1-1	2-1	0-1	0-1	0-1	0-1	-	-	N/A	N/A
Upsets: (4) USC 89, (1) Oregon 78												
2003	0-1	0-1	1-1	0-1	3-0	0-1	2-1	1-1	-	-	N/A	N/A
Upsets: (8) UCLA 96, (1) Arizona 89 OT; (7) USC 79, (2) Stanford 74; (5) Oregon 83, (4) Arizona State 82; (7) USC 79, (3) California 62												
2004	3-0	2-1	1-1	0-1	1-1	0-1	0-1	0-1	-	-	N/A	N/A
Upsets: (5) Oregon 87, (4) California 82												
2005	2-1	3-0	1-1	0-1	1-1	0-1	0-1	0-1	-	-	N/A	N/A
Upsets: (5) Oregon State 79, (4) UCLA 72; (2) Washington 81, (1) Arizona 72												
2006	3-0	0-1	2-1	1-1	0-1	0-1	2-1	0-1	1-1	0-1	N/A	N/A
Upsets: (9) Oregon State 71, (8) Arizona State 68; (7) Oregon 84, (2) Washington 73												
2007	0-1	1-1	2-1	3-0	0-1	0-1	1-1	2-1	0-1	0-1	N/A	N/A
Upsets: (8) California 76, (1) UCLA 69 OT; (3) USC 70, (2) Washington State 61; (4) Oregon 81, (3) USC 57												
2008	3-0	2-1	1-1	1-1	0-1	0-1	1-1	0-1	1-1	0-1	N/A	N/A
Upsets: (9) California 84, (8) Washington 81												
2009	1-1	1-1	0-1	2-1	0-1	3-0	1-1	0-1	1-1	0-1	N/A	N/A
Upsets: (9) Stanford 62, (8) Oregon State 54; (6) USC 79, (3) California 75; (4) Arizona State 75, (1) Washington 65; (6) USC 65, (2) UCLA 55, (6) USC 66, (4) Arizona State 63												
2010	2-1	0-1	3-0	0-1	1-1	0-1	1-1	1-1	0-1	-	N/A	N/A
Upsets: (5) UCLA 75, (4) Arizona 69; (7) Stanford 70, (2) Arizona State 61; (3) Washington 79, (1) California 75												
2011	2-1	0-1	3-0	1-1	0-1	0-1	2-1	0-1	1-1	0-1	N/A	N/A
Upsets: (9) Oregon State 69, (8) Stanford 67; (7) Oregon 76, (2) UCLA 59; (3) Washington 77, (1) Arizona 75 (OT)												
2012	0-1	1-1	0-1	2-1	1-1	1-1	1-1	0-1	2-1	0-1	0-1	0-1
Upsets: (9) Oregon State 69, (8) Washington State 64; (9) Oregon State 86, (1) Washington 84; (6) Colorado 63, (3) Oregon 62; (6) Colorado 70, (2) California 59; (6) Colorado 53, (4) Arizona 51												
2013	2-1	0-1	3-0	1-1	1-1	1-1	0-1	0-1	1-1	2-1	0-1	0-1
Upsets: (9) Oregon State 89, (8) Stanford 88 (OT); (10) Utah 69, (7) USC 66; (10) Utah 79, (2) California 69; (3) Oregon 78, (1) UCLA 69												
Totals	28-10	20-13	21-13	18-15	8-15	10-14	14-16	8-16	8-12	4-11	0-2	0-2

SEED vs. SEED RESULTS

	vs. #1	vs. #2	vs. #3	vs. #4	vs. #5	vs. #6	vs. #7	vs. #8	vs. #9	vs. #10	vs. #11	vs. #12	Total
#1	-	4-1	2-3	7-2	3-0	-	-	6-3	6-1	-	-	-	28-10
#2	1-4	-	5-1	2-0	-	2-2	8-5	-	-	2-1	-	-	20-13
#3	3-2	1-5	-	0-1	-	12-4	4-1	-	-	1-0	-	-	21-13
#4	2-7	0-2	1-0	-	12-4	0-2	-	2-0	1-0	-	-	-	18-15
#5	0-3	-	-	4-12	-	-	1-0	1-0	-	-	-	2-0	8-15
#6	-	2-2	4-12	2-0	-	-	-	-	-	-	2-0	-	10-14
#7	-	5-8	1-4	-	0-1	-	-	-	-	8-3	-	-	14-16
#8	3-6	-	-	0-1	0-1	-	0-1	-	5-7	-	-	-	8-16
#9	1-6	-	-	0-1	-	-	-	7-5	-	-	-	-	8-12
#10	-	1-2	0-1	-	-	-	3-8	-	-	-	-	-	4-11
#11	-	-	-	-	-	0-2	-	-	-	-	-	-	0-2
#12	-	-	-	-	0-2	-	-	-	-	-	-	-	0-2

ATTENDANCE

YEAR	SESSION 1	SESSION 2	SESSION 3	SESSION 4	SESSION 5	CHAMPIONSHIP	TOTAL
1987	4,851	8,918	5,424	9,352	-	9,117	37,663
1988	12,635	13,436	13,061	13,549	-	13,796	66,477
1989	4,830	7,195	9,001	10,565	-	10,403	41,994
1990	4,567	4,380	8,079	10,989	-	8,037	36,052
2002	12,096	17,839	18,887	-	-	18,997	67,819
2003	14,441	15,048	16,689	-	-	17,485	63,663
2004	13,270	14,689	15,754	-	-	16,413	60,126
2005	14,014	14,393	15,068	-	-	18,672	62,147
2006	7,936	15,144	15,321	17,856	-	18,544	74,801
2007	15,119	16,318	16,585	18,196	-	18,259	84,477
2008	11,642	17,194	16,442	18,997	-	17,534	81,809
2009	10,964	14,732	16,271	18,497	-	16,988	77,452
2010	6,090	12,125	12,255	15,971	-	15,851	62,292
2011	7,814	10,782	12,191	13,190	-	12,074	56,051
2012	5,973	6,747	8,780	9,317	11,615	11,197	53,629
2012	7,451	8,566	12,915	10,566	13,151	11,101	63,750

PAC-12 ALL-TOURNAMENT TEAMS

1987
Reggie Miller, UCLA
Pooh Richardson, UCLA
Anthony Taylor, Oregon
Chris Welp, Washington
Phil Zevenbergen, Washington

1988
Sean Elliott, Arizona
Anthony Cook, Arizona
Steve Kerr, Arizona
Todd Lichti, Stanford
Gary Payton, Oregon State

1989
Jud Buechler, Arizona
Sean Elliott, Arizona
Anthony Cook, Arizona
Todd Lichti, Stanford
Gary Payton, Oregon State

1990
Jud Buechler, Arizona
Matt Muehlebach, Arizona
Adam Keefe, Stanford
Alex Austin, Arizona State
Trevor Wilson, UCLA

2002
Sam Clancy, USC
Brandon Granville, USC
Jason Gardner, Arizona
Salim Stoudamire, Arizona
Luke Walton, Arizona

2003
James Davis, Oregon
Desmon Farmer, USC
Luke Jackson, Oregon
Rory O'Neil, USC
Luke Ridnour, Oregon
Ray Young, UCLA

2004
Hassan Adams, Arizona
Josh Childress, Stanford
Luke Jackson, Oregon
Andre Joseph, Oregon
Matt Lottich, Stanford
Nate Robinson, Washington

2005
Channing Frye, Arizona
Matt Haryasz, Stanford
Chris Hernandez, Stanford
Nate Robinson, Washington
Tre Simmons, Washington
Salim Stoudamire, Arizona

2006
Arron Afflalo, UCLA
Jordan Farmar, UCLA
Chamberlain Oguchi, Oregon
Leon Powe, California
Brandon Roy, Washington
Ayinde Ubaka, California

2007
Ryan Anderson, California
Taj Gibson, USC
Gabe Pruitt, USC
Aaron Brooks, Oregon
Bryce Taylor, Oregon
Tajuan Porter, Oregon

2008
Darren Collison, UCLA
Brook Lopez, Stanford
Kevin Love, UCLA
O.J. Mayo, USC
Kyle Weaver, Washington State
Russell Westbrook, UCLA

2009
DeMar DeRozan, USC
Taj Gibson, USC
Derek Glasser, Arizona State
Daniel Hackett, USC
James Harden, Arizona State
Jeff Pendergraph, Arizona State

2010
Jamal Boykin, California
Quincy Pondexter, Washington
Jerome Randle, California
Theo Robertson, California
Michael Roll, UCLA
Isaiah Thomas, Washington

2011
Jared Cunningham, Oregon State
Terrence Ross, Washington
E.J. Singler, Oregon
Klay Thompson, Washington State
Derrick Williams, Arizona
Isaiah Thomas, Washington

2012
Jared Cunningham, Oregon State
Kyle Fogg, Arizona
Solomon Hill, Arizona
Jesse Perry, Arizona
Andre Roberson, Colorado
Carlton Brown, Colorado

2013
Jahii Carson, Fr., Arizona State
Jordan Adams, Fr., UCLA
Larry Drew II, Sr., UCLA
Arsalan Kazemi, Sr., Oregon
Damyean Dotson, Fr., Oregon
Johnathan Loyd, Jr., Oregon

MOST OUTSTANDING PLAYER
1987 Reggie Miller, UCLA (Sr.)
1988 Sean Elliott, ARIZ* (Jr.)
1989 Sean Elliott, ARIZ* (Sr.)
1990 Jud Buechler, ARIZ (Sr./
Matt Muehlebach, ARIZ (Sr.)
2002 Luke Walton, ARIZ (Jr.)
2003 Luke Ridnour, ORE* (Jr.)
2004 Josh Childress, STAN* (Jr.)
2005 Salim Stoudamire, ARIZ (Sr.)
2006 Leon Powe, CAL (So.)
2007 Tajuan Porter, ORE (Fr.)
2008 Darren Collison, UCLA (Jr.)
2009 DeMar DeRozan, USC (Fr.)
2010 Isaiah Thomas, WASH (So.)
2011 Isaiah Thomas, WASH (Jr.)
2012 Carlton Brown, COLO (Sr.)
2013 Johnathan Loyd, ORE (Jr.)

* - Also named Pac-12 Player of the Year the same season.

PAC-12 HALL OF HONOR

The Pac-12 Conference established the Pac-12 Hall of Honor in 2002. Each year, each Pac-12 institution will elect one individual to be inducted into the Hall of Honor.

2002 (Inaugural class)

Sean Elliott, Arizona
Byron Scott, Arizona State
Pete Newell, California
John Dick, Oregon
Gary Payton, Oregon State
Hank Luisetti, Stanford
John Wooden, UCLA
Bill Sharman, USC
Bob Houbregs, Washington
Craig Ehlo, Washington State

2003

Steve Kerr, Arizona
Ned Wulk, Arizona State
Kevin Johnson, California
Howard Hobson, Oregon
Amory "Slats" Gill, Oregon State
Todd Lichti, Stanford
Kareem Abdul-Jabbar, UCLA
Fred "Tex" Winter, USC
Marv Harshman, Washington
Jack Friel, Washington State

2004

Khalid Reeves, Arizona
Lafayette "Fat" Lever, Arizona State
Jason Kidd, California
Ron Lee, Oregon
Mel Counts, Oregon State
Howard "Howie" Dallmar, Stanford
Walt Hazzard, UCLA
Bob Boyd, USC
James Edwards, Washington
George Raveling, Washington State

2005

Pete Williams, Arizona
Joe Caldwell, Arizona State
Darrall Imhoff, California
Blair Rasmussen, Oregon
Ed Lewis, Oregon State
Rich Kelley, Stanford
Gail Goodrich, UCLA
John Rudometkin, USC
Jack Nichols, Washington
Gene Conley, Washington State

2006

Damon Stoudamire, Arizona
Lionel Hollins, Arizona State
Andy Wolfe, California
Jim Loscutt, Oregon
Ralph Miller, Oregon State
Adam Keefe, Stanford
Don Barksdale, UCLA
Dennis "Mo" Layton, USC
Steve Hawes, Washington
James Donaldson, Washington State

2007

Chris Mills, Arizona
Eddie House, Arizona State
Russ Critchfield, California
Dick Harter, Oregon
Steve Johnson, Oregon State
George Yardley, Stanford
Jamaal (Keith) Wilkes, UCLA
Ron Reilly, USC
Christian Welp, Washington
Vince Hanson, Washington State

2008

Miles Simon, Arizona
Alton Lister, Arizona State
Charles Johnson, California
Terrell Brandon, Oregon
Ephraim J. Rocha, Oregon State
Tom Dose, Stanford
Marques Johnson, UCLA
Paul Westphal, USC
Louie Nelson, Washington
Mark Hendrickson, Washington State

2009

Lute Olson, Arizona
Royce Youree, Arizona State
Nibs Price, California
Greg Ballard, Oregon
Paul Valenti, Oregon State
Jim Pollard, Stanford
Michael Warren, UCLA
Gus Williams, USC
Dettef Schrempf, Washington
Isaac Fontaine, Washington State

2010

Mike Bibby, Arizona
Jeremy Veal, Arizona State
Earl Robinson, California
Kenya Wilkins, Oregon
Dave Gambee, Oregon State
John Arrillaga, Stanford
Reggie Miller, UCLA
John Block, USC
Eldridge Recasner, Washington
Paul Lindemann, Washington State

2011

Michael Dickerson, Arizona
Isaac Austin, Arizona State
Bob McKeen, California
Charlie Warren, Oregon
Charlie White, Oregon State
Brevin Knight, Stanford
Don MacLean, UCLA
Harold Miner, USC
Todd MacCulloch, Washington
Ray Sundquist, Washington State

2012

Richard Jefferson, Arizona
Kurt Nimphius, Arizona State
Lamond Murray, California
Burdette Haldorson, Colorado
Jim Barnett, Oregon
A.C. Green, Oregon State
George Selleck, Stanford
Ed O'Bannon, UCLA
Sam Barry, USC
Arnie Ferrin, Utah
George Irvine, Washington
Steve Puidokas, Washington State

2012

Jason Gardner, Arizona
Dennis Hamilton, Arizona State
Shareef Abdur-Rahim, California
Cliff Meely, Colorado
Chuck Rask, Oregon
Charlie Sitton, Oregon State
Ron Tomasic, Stanford
Lucius Allen, UCLA
Forrest Twogood, USC
Keith Van Horn, Utah
Nate Robinson, Washington
James McKean, Washington State



▶ Pete Newell and his California Golden Bears celebrate the 1959 NCAA title.



▶ Oregon's "Tall Firs" won the first NCAA title in 1939.



▶ Lute Olson and the Arizona Wildcats captured the 1997 NCAA title.



▶ The 1963-64 UCLA Bruins, the first of the school's 11 NCAA Championship squads.



2011-12 (Pac-12)

	W	L	PCT	ALL
1. WASH (NIT)	14	4	.778	24-11
2. CAL (NCAA)	13	5	.722	24-10
3. ORE (NIT)	13	5	.722	24-10
4. ARIZ (NIT)	12	6	.667	23-12
5. COLO* (NCAA)	11	7	.611	24-12
6. UCLA	11	7	.611	19-14
7. STAN (NIT)	10	8	.556	26-11
8. OSU (CBI)	7	11	.389	21-15
9. WSU (CBI)	7	11	.389	19-18
10. ASU	6	12	.333	10-21
11. UTAH	3	15	.167	6-25
12. USC	1	17	.056	6-26

* - Pac-12 Tournament Champion

2012-13 (Pac-12)

	W	L	PCT	ALL
1. UCLA (NCAA)	13	5	.722	25-10
2. ARIZ (NCAA)	12	6	.667	27-8
3. ORE (NCAA)	12	6	.667	28-9
4. CAL (NCAA)	12	6	.667	21-12
5. COLO* (NCAA)	10	8	.556	21-12
6. ASU (NIT)	9	9	.500	22-13
7. STAN (NIT)	9	9	.500	19-15
8. WASH (NIT)	9	9	.500	18-16
9. USC	9	9	.500	14-18
10. UTAH	5	13	.278	15-18
11. OSU	4	14	.222	14-18
12. WSU	4	14	.222	13-19

* - Pac-12 Tournament Champion

**PAC-12 OVERTIME GAMES
(1979-2011 = 90 games)
(2012- current = 108 games)**

No.	Year
13	1986
10	1984, '88, '00
8	1983, '95, '06, '07, '08, '09
7	1981, '82, '85, '99, '01, '04, '05, '13
6	1998
5	1987, '91, '97, '03, '10
4	1992, '94, '96, '02
3	1979, '80, '12
2	1989, '90
1	1993

Excludes Pac-12 Tournament

**PAC-12 OVERTIME
CONFERENCE GAMES
BY SCHOOL:**

	1979-2011	2012-
1. WSU	45	2
2. CAL	44	0
USC	44	2
UCLA	44	2
5. ASU	42	4
6. ORE	37	1
7. OSU	34	2
8. WASH	35	0
9. STAN	30	1
10. ARIZ	29	2
11. UTAH	-	2
12. COLO	-	2

Excludes Pac-12 Tournament

**BEST PAC-12 START BEFORE
FIRST CONFERENCE LOSS:
(Since 1979)**

ARIZ	16-0 (1998)
ASU	6-0 (1980)
CAL	7-0 (2003)
COLO	3-0 (2012)
ORE	7-0 (2013)
OSU	17-0 (1981)
STAN	17-0 (2004)
UCLA	9-0 (1983)
USC	5-0 (2000, '02)
UTAH	0-1 (2012)
WASH	6-0 (1982, '84)
WSU	7-0 (1983)

CONFERENCE, ALL-TIME (Since 1916)

	YEARS	TITLES	W	L	PCT
1. Arizona	35	12 (2)	422	208	.670
2. UCLA	86	31 (2)	866	443	.662
3. Colorado	2	0	21	15	.583
4. Washington	97	11 (3)	848	723	.540
5. California	96	15 (4)	710	680	.511
6. USC	91	7 (1)	676	663	.505
7. Stanford	93	11 (4)	672	688	.494
8. Oregon State	92	12 (4)	737	767	.490
9. Oregon	90	4 (1)	671	808	.454
10. Arizona State	35	0	280	350	.444
11. Washington State	91	2	614	868	.414
12. Idaho	40	2	195	369	.346
13. Utah	2	0	8	28	.222
14. Montana	8	0	15	58	.205

CONFERENCE, 1979-2011 (Pac-10 years)

	YEARS	TITLES	W	L	PCT
1. UCLA	33	10	410	186	.688
2. Arizona	33	12 (2)	398	196	.668
3. Stanford	33	4 (1)	320	274	.537
4. Washington	33	3 (2)	284	310	.477
5. California	33	1	282	312	.473
6. USC	33	1 (1)	274	320	.460
7. Arizona State	33	0	265	329	.445
8. Oregon State	33	5 (2)	265	329	.445
9. Oregon	33	1	246	348	.413
10. Washington State	33	0	226	368	.379

CONFERENCE, 2012- (Pac-12 Years)

	YEARS	TITLES	W	L	PCT
1. California	2		25	11	.694
2. Oregon	2		25	11	.694
3. Arizona	2		24	12	.667
4. UCLA	2	1	24	12	.667
5. Washington	2	1	23	13	.639
6. Colorado	2		21	15	.583
7. Stanford	2		19	17	.528
8. Arizona State	2		15	21	.417
9. Oregon State	2		11	25	.306
10. Washington State	2		11	25	.306
11. USC	2		10	26	.278
12. Utah	2		8	28	.222

CONFERENCE, PAST 10 YEARS (2003-2012)

	YEARS	TITLES	W	L	PCT
1. UCLA	10	4	121	59	.672
2. Arizona	10	2	113	67	.628
3. Washington	10	2	113	67	.628
4. Colorado	2		21	15	.583
5. Stanford	10	1	101	79	.561
6. California	10	1	98	82	.544
7. Oregon	10		83	97	.461
8. USC	10		80	100	.444
9. Washington State	10		76	104	.422
10. Oregon State	10		53	127	.417
11. Arizona State	10		69	111	.383
12. Utah	2		8	28	.222

(indicates number of shared titles and is included in team total)

ALL GAMES, ALL-TIME

	YEARS	W	L	PCT
1. UCLA	94	1753	779	.692
2. Arizona	108	1645	900	.646
3. Utah	105	1685	936	.643
4. Washington	111	1683	1095	.606
5. California	104	1489	1108	.5733
6. USC	107	1493	1114	.5726
7. Stanford	98	1422	1068	.571
8. Oregon State	112	1654	1251	.569
9. Oregon	108	1505	1302	.536
10. Arizona State	101	1272	1143	.527
11. Washington State	112	1527	1405	.521
12. Colorado	110	1197	1127	.515

(Totals based on the 2011-12 NCAA Records Book)

Under the Pac-12's current 18-game Conference schedule, no team has finished league play undefeated. Seven times a team has finished league play at 17-1:

1981	OSU
1988	ARIZ
1989	ARIZ
1993	ARIZ
1998	ARIZ
2003	ARIZ
2004	STAN

In addition, seven times a team has reached the halfway point of league play at 9-0:

1980	OSU
1981	OSU
1983	UCLA
1988	ARIZ
1993	ARIZ
1998	ARIZ
2004	STAN

There have been three instances in which a team managed a perfect road record in Pac-10 play (9-0):

1981	OSU
2001	STAN
2003	ARIZ

There have been 24 teams with an unblemished home record in league play (9-0):

1980	OSU
1981	OSU
1982	OSU
1983	WSU
1984	OSU/WASH
1986	ARIZ
1988	ARIZ
1989	ARIZ/STAN
1990	ARIZ/OSU
1991	ARIZ
1992	USC
1993	ARIZ
1996	UCLA
1997	STAN
1998	ARIZ
1999	ARIZ
2000	ARIZ
2002	ORE
2003	STAN
2004	STAN
2005	WASH
2007	UCLA
2011	ARIZ

Cumulative home court records in Pac-12 play:

1979	61-29
1980	53-37
1981	49-41
1982	57-33
1983	58-32
1984	59-31
1985	52-38
1986	59-31
1987	58-32
1988	52-38
1989	53-37
1990	57-33
1991	64-26
1992	56-34
1993	55-35
1994	55-35
1995	51-39
1996	54-36
1997	63-27
1998	54-36
1999	62-28
2000	50-40
2001	51-39
2002	55-35
2003	54-36
2004	55-35
2005	56-34
2006	51-39
2007	55-35
2008	48-42
2009	57-31
2010	56-34
2011	58-32
2012	72-36
2013	65-25

Cumulative non-conference record (includes postseason):

1979	64-35
1980	69-32
1981	66-26
1982	62-37
1983	69-44
1984	65-46
1985	79-42
1986	63-50
1987	63-41
1988	61-47
1989	71-37
1990	70-33
1991	90-30
1992	88-36
1993	71-39
1994	71-38
1995	83-30
1996	77-39
1997	85-34
1998	89-35
1999	89-30
2000	91-41
2001	95-37
2002	82-38
2003	73-35
2004	62-36
2005	84-31
2006	82-36
2007	103-31
2008	107-34
2009	105-37
2010	80-48
2011	97-47
2012	105-64
2013	105-41

	ARIZ	ASU	CAL	IDA	MON	ORE	OSU	STAN	UCLA	USC	WASH	WSU	CHAMPION
1915-16	—	—	1t	—	—	—	1t	—	—	—	3	—	California/OSU
1916-17	—	—	2	—	—	6	4	5	—	—	3	1	Washington State
1917-18	—	—	—	—	—	—	—	—	—	—	—	—	—
1918-19	—	—	3	—	—	1	5	6	—	—	4	2	Oregon
1919-20	—	—	2	—	—	6	4	1	—	—	5	3	Stanford
1920-21	—	—	1t	—	—	4	6	1t	—	—	3	5	Stanford/California
1921-22	—	—	3	1	—	8	2	5	—	7	4	6	Idaho
1922-23	—	—	1tS*	1tN*	—	5N	3tN	1tS	—	3	1tN	3tN	Idaho
1923-24	—	—	1S	4N	6N	3N	2N	3S	—	2S	1N	5N	California
1924-25	—	—	1S	3tN	5N	1tN	1tN*	2S	—	—	3tN	6N	California
1925-26	—	—	1S	3N	5N	1N	2N	2S	—	3S	4N	6N	California
1926-27	—	—	1S	2tN	6N	1N	4N	2S	—	3S	2tN	5N	California
1927-28	—	—	1tS	3tN	3tN	2N	3tN	4S	3S	1tS*	1N	6N	USC
1928-29	—	—	1S	2N	6N	5N	4N	2S	4S	3S	1N	3N	California
1929-30	—	—	2S	5N	—	3N	4N	4S	3S	1S	1N	2N	USC
1930-31	—	—	1S	5N	—	4N	3N	4S	3S	2S	1N	2N	Washington
1931-32	—	—	1tS*	5N	—	4N	3N	4S	3S	1tS	1N	2N	California
1932-33	—	—	2S	3tN	—	5N	1N	3S	4S	1S	2N	3tN	Oregon State
1933-34	—	—	2S	5N	—	2N	3N	3S	4S	1S	1N	4N	Washington
1934-35	—	—	2S	5N	—	3N	1N	3tS	3tS	1S	2N	4N	USC
1935-36	—	—	3S	5N	—	4N	2N	1tS*	4S	1tS	1N	3N	Stanford
1936-37	—	—	3S	5N	—	1tN	4N	1S	4S	2S	1tN	1tN	Stanford
1937-38	—	—	2S	3tN	6N	1N	5N	1S	4S	3S	2N	3tN	Stanford
1938-39	—	—	1tS*	5N	—	1N	4N	3S	4S	1tS	2N	3N	Oregon
1939-40	—	—	3S	5N	—	2N	1N	2S	4S	1S	4N	3N	USC
1940-41	—	—	2tS	5N	—	3tN	2N	1S	4S	2tS	3tN	1N	Washington State
1941-42	—	—	3S	5N	—	4N	1N	1S	4S	2S	2N	3N	Stanford
1942-43	—	—	4S	5N	—	2N	4N	2tS	2tS	1S	1N	3N	Washington
1943-44	—	—	1S	3tN	—	2N	3tN	—	2S	3S	1N	5N	Washington/CAL
1944-45	—	—	3S	5N	—	1tN*	3N	—	1S	2S	4N	1tN	Oregon/UCLA
1945-46	—	—	1S	1N	—	3N	2N	4S	3S	2S	4N	5N	California
1946-47	—	—	2S	5N	—	4N	1N	3S	1S	4S	3N	2N	Oregon State
1947-48	—	—	1S	5N	—	4N	1tN	3tS	3tS	2S	1tN*	3N	Washington
1948-49	—	—	4S	3tN	—	3tN	1N	3S	1S	2S	5N	2N	Oregon State
1949-50	—	—	3S	4N	—	5N	2tN	4S	1S	2S	2tN	1N	UCLA
1950-51	—	—	4S	4tN	—	2N	4tN	3S	1tS*	1tS	1N	3N	Washington
1951-52	—	—	2tS	2N	—	3N	5N	2tS	1S	4S	1N	4N	UCLA
1952-53	—	—	1S	2tN	—	2tN	4N	4S	3S	2S	1N	5N	Washington
1953-54	—	—	3S	2tN	—	2tN	1N	4S	2S	1S	4N	5N	USC
1954-55	—	—	4S	4tN	—	2N	1N	2S	1S	3S	3N	4tN	Oregon State
1955-56	—	—	3t	8	—	6t	6t	3t	1	5	2	9	UCLA
1956-57	—	—	1	7t	—	9	6	5	2t	4	2t	7t	California
1957-58	—	—	1t	4	—	7	1t	6	3	5	8	9	OSU/California
1958-59	—	—	1	7	—	8	6	3t	3t	5	2	9	California
1959-60	—	—	1	—	—	—	—	4	2	3	5	—	California
1960-61	—	—	4	—	—	—	—	5	2	1	3	—	USC
1961-62	—	—	5	—	—	—	—	2	1	3t	3t	—	UCLA
1962-63	—	—	5	—	—	—	—	1t	1t	3t	3t	—	Stanford/UCLA
1963-64	—	—	3	—	—	—	—	2	1	4	5	6	UCLA
1964-65	—	—	7	—	—	8	4	2	1	3	6	5	UCLA
1965-66	—	—	7t	—	—	4t	1	3	2	4t	7t	4t	Oregon State
1966-67	—	—	5t	—	—	8	2t	4	1	5t	5t	2t	UCLA
1967-68	—	—	4	—	—	8	5t	5t	1	2	7	3	UCLA
1968-69	—	—	7t	—	—	5t	5t	7t	1	3	4	2	UCLA
1969-70	—	—	6	—	—	4	7	8	1	2t	5	2t	UCLA
1970-71	—	—	3t	—	—	3t	6	7t	1	2	5	7t	UCLA
1971-72	—	—	5	—	—	8	3t	6	1	3t	2	7	UCLA
1972-73	—	—	7	—	—	3	5t	4	1	2	5t	8	UCLA
1973-74	—	—	7t	—	—	3	5	6	1	2	4	7t	UCLA

PAC-12 YEARLY CONFERENCE FINISHES



	ARIZ	ASU	CAL	COLO	IDA	MON	ORE	OSU	STAN	UCLA	USC	UTAH	WASH	WSU	CHAMPION
1974-75	—	—	4	—	—	—	5t	2	5t	1	3	—	5t	8	UCLA
1975-76#	—	—	6	—	—	—	2t	2t	7	1	8	—	4	5	UCLA
1976-77	—	—	6	—	—	—	2	4t	7	1	8	—	4t	3	UCLA
1977-78	—	—	7	—	—	—	5t	2	8	1	3t	—	5t	3t	UCLA
1978-79	4t	6t	10	—	—	—	6t	3	8t	1	2	—	8t	4t	UCLA
1979-80	6	2	10	—	—	—	7t	1	7t	4	7t	—	5	3	Oregon State
1980-81	5t	2	8t	—	—	—	7	1	8t	3	4	—	5t	10	Oregon State
1981-82	8t	6t	6t	—	—	—	8t	1	10	2	3	—	4	5	Oregon State
1982-83	10	3t	6t	—	—	—	9	3t	8	1	5	—	6t	2	UCLA
1983-84	5t	5t	9	—	—	—	3	1t	5t	4	8	—	1t	10	OSU/Washington
1984-85	3t	7	9	—	—	—	6	3t	10	3t	1t	—	1t	8	USC/Washington
1985-86	1	5t	3	—	—	—	9	5t	5t	4	10	—	2	5t	Arizona
1986-87	2	8t	3t	—	—	—	7	3t	6	1•	10	—	3t	8t	UCLA
1987-88	1•	7	8t	—	—	—	5	2t	4	2t	8t	—	8t	6	Arizona
1988-89	1•	7	5	—	—	—	9	3t	2	3t	10	—	6	8	Arizona
1989-90	1t•	7t	3	—	—	—	5	1t	6	4	7t	—	9t	9t	Arizona/OSU
1990-91	1	3t	5t	—	—	—	5t	5t	5t	2	3t	—	5t	10	Arizona
1991-92	3	5t	9	—	—	—	10	7	4	1	2	—	8	5t	UCLA
1992-93	1	3t	2	—	—	—	9	5t	10	3t	5t	—	5t	8	Arizona
1993-94	1	4t	2t	—	—	—	8	10	4t	2t	7	—	9	4t	Arizona
1994-95&	2	3	8t	—	—	—	4	7	5t	1	10	—	8t	5t	UCLA
1995-96&	2	8	4	—	—	—	5t	10	3	1	9	—	5t	7	UCLA
1996-97	5	10	2t	—	—	—	7	9	2t	1	2t	—	6	8	UCLA
1997-98	1	5t	5t	—	—	—	5t	9t	2	3	8	—	4	9t	Arizona
1998-99	2	9	5t	—	—	—	5t	7t	1	3	7t	—	4	10	Stanford
1999-00	1t	4t	7	—	—	—	3	8t	1t	4t	6	—	8t	10	Arizona/Stanford
2000-01	2	6t	4t	—	—	—	6t	9t	1	3	4t	—	9t	6t	Stanford
2001-02	2t•	7	2t	—	—	—	1	9	2t	6	2t	—	8	10	Oregon
2002-03	1	4	3	—	—	—	5•	6t	2	6t	6t	—	9	10	Arizona
2003-04	3	10	4t	—	—	—	4t	9	1•	7t	6	—	2	7t	Stanford
2004-05	1	6t	8t	—	—	—	8t	6t	3t	3t	10	—	2	6t	Arizona
2005-06	4t	8t	3	—	—	—	7	8t	4t	1•	6	—	2	10	UCLA
2006-07	3t	10	8	—	—	—	3t•	9	6	1	3t	—	7	2	UCLA
2007-08	7	5t	9	—	—	—	5t	10	2	1•	3t	—	8	3t	UCLA
2008-09	5t	3t	3t	—	—	—	10	8	9	2	5t	—	1	7	Washington
2009-10	4	2	1	—	—	—	8t	5t	8t	5t	5t	—	3	10	California
2010-11	1	10	5	—	—	—	7t	9	7t	2	4	—	3	6	Arizona
2011-12	4	10	2t	5t	—	—	2t	8t	7	5t	12	11	1	8t	Washington
2012-13	2t	6t	2t	5	—	—	2t	t11	6t	1	6t	10	6t	t11	UCLA

Conference champion in **boldface**

* - Divisional champion

• - Pac-12 Tournament champion

- 1975-76 standings reflect on-court standings (Oregon State subsequently forfeited seven Conference games)

& - 1994-95 and 1995-96 reflect on-court standings. (California subsequently forfeited five Conference games in 1995 and nine Conference games in 1996).

Pacific Coast Conference (PCC), 1915-16 - 1958-59

Athletic Association of Western Universities (AAWU), 1959-60 - 1967-68

Pacific-8 Conference (Pac-8), 1968-69 - 1977-78

Pacific-10 Conference (Pac-10), 1978-79 - 2010-11

Pac-12 Conference (Pac-12), 2011-12-present

CONFERENCE TITLES BY SCHOOL (Includes shared titles)

1. UCLA	31
2. California.....	15
3. Arizona.....	12
Oregon State	12
Washington	12
6. Stanford	11
7. USC	7
8. Oregon.....	4
9. Idaho	2
Washington State.....	2
11. Arizona State.....	0
Colorado.....	0
Utah.....	0
Montana.....	0

Results since 1978-79 only (the first season of Pac-10 play from Pac-8). # - Non-Conference game

ARIZ vs. ASU

ARIZ leads all-time series, 144-80
Longest Win Streak (Since 1978-79):
ARIZ: 12, 1996-2001; 2002-07
ASU: 9, 1980-1983
First meeting:
1913-14 #ARIZ... 41-17.....Tuc
1978-79 #ASU.... 84-82..... Mck
ASU..... 76-68..... UAC
ARIZ..... 85-80..... Mck
1979-80 #ASU.... 85-78..... UAC
ASU..... 97-72..... Mck
ASU..... 78-72..... UAC
1980-81 ASU..... 83-65..... UAC
ASU..... 71-66..... Mck
1981-82 ASU..... 55-54..... Mck
ASU..... 82-56..... UAC
1982-83 ASU..... 82-69..... UAC
ASU..... 77-70..... Mck
1983-84 ARIZ..... 71-49..... Mck
ARIZ..... 65-64..... UAC
1984-85 ARIZ..... 61-60..... UAC
ARIZ..... 68-48..... Mck
1985-86 ARIZ..... 62-53..... Mck
ASU..... 70-63..... UAC
1986-87 ARIZ..... 82-67..... UAC
ARIZ..... 66-54..... Mck
1987-88 ARIZ..... 99-59..... Mck
ARIZ..... 101-73..... UAC
1988-89 ARIZ..... 96-71..... UAC
ARIZ..... 109-74..... Mck
1989-90 ARIZ..... 70-61..... UAC
ARIZ..... 71-50..... Mck
1990-91 ARIZ..... 74-71..... UAC
ARIZ..... 71-50..... Mck
1991-92 ARIZ..... 92-55..... Mck
ASU..... 77-74..... UAC
1992-93 ARIZ..... 91-87..... UAC
ARIZ..... 116-80..... Mck
1993-94 ARIZ..... 98-81..... Mck
ASU..... 94-87..... UAC
1994-95 ASU..... 53-52..... UAC
ASU..... 103-98 (2OT)..... Mck
1995-96 ARIZ..... 71-69..... Mck
ARIZ..... 108-76..... UAC
1996-97 ARIZ..... 92-84..... UAC
ARIZ..... 87-71..... Mck
1997-98 ARIZ..... 127-99..... Mck
ARIZ..... 83-82..... UAC
1998-99 ARIZ..... 74-73..... WFA
ARIZ..... 86-80..... Mck
1999-00 ARIZ..... 82-55..... Mck
ARIZ..... 89-82..... WFA
2000-01 ARIZ..... 86-75..... Mck
ARIZ..... 88-58..... WFA
2001-02 ASU..... 88-72..... WFA
ARIZ..... 83-75..... Mck
ARIZ..... 73-56..... Stp (1)
2002-03 ARIZ..... 71-63..... Mck
ARIZ..... 92-72..... WFA
2003-04 ARIZ..... 93-74..... WFA
ARIZ..... 106-81..... Mck
2004-05 ARIZ..... 94-79..... Mck
ARIZ..... 70-68..... WFA
2005-06 ARIZ..... 80-70..... WFA
ARIZ..... 68-47..... Mck
2006-07 ARIZ..... 71-47..... Mck
ARIZ..... 61-58..... WFA
2007-08 ASU..... 64-59 (OT)..... WFA
ASU..... 59-54..... Mck
2008-09 ASU..... 53-47..... Mck
ASU..... 70-68..... WFA
ASU..... 68-56..... Stp (1)

2009-10 ARIZ..... 77-58..... WFA
ASU..... 73-69..... Mck
2010-11 ARIZ..... 80-69..... Mck
ARIZ..... 67-52..... WFA
2011-12 ARIZ..... 68-51..... Mck
ASU..... 87-80..... WFA
2012-13 ARIZ..... 71-54..... WFA
ARIZ..... 73-58..... Mck

ARIZ vs. CAL

ARIZ leads all-time series, 56-29
Longest Win Streak (Since 1978-79):
ARIZ: 10, 2000-2004
CAL: 4, 1982-1983
First meeting:
1923-24 #CAL... 38-30..... Oak
1978-79 ARIZ..... 69-64..... Mck
ARIZ..... 83-75..... H
1979-80 ARIZ..... 89-81..... H
ARIZ..... 65-62..... Mck
1980-81 ARIZ..... 73-71..... H
ARIZ..... 83-72..... Mck
1981-82 CAL..... 85-73..... Mck
CAL..... 63-59..... H
1982-83 CAL..... 59-57..... H
CAL..... 84-59..... Mck
1983-84 ARIZ..... 56-50..... Mck
CAL..... 70-62..... H
1984-85 ARIZ..... 69-67..... H
ARIZ..... 66-48..... Mck
1985-86 ARIZ..... 79-72 (2OT)..... Mck
ARIZ..... 61-52..... H
1986-87 CAL..... 82-81 (2OT)..... Mck
ARIZ..... 70-51..... H
1987-88 ARIZ..... 80-51..... Mck
ARIZ..... 74-62..... H
ARIZ..... 88-64..... Mck (1)
1988-89 ARIZ..... 64-55..... H
ARIZ..... 86-59..... Mck
1989-90 ARIZ..... 71-70 (OT)..... Mck
ARIZ..... 93-68..... H
1990-91 CAL..... 85-78..... H
ARIZ..... 100-63..... Mck
1991-92 ARIZ..... 80-68..... H
ARIZ..... 100-77..... Mck
1992-93 ARIZ..... 93-81..... Mck
CAL..... 74-71..... OC
1993-94 CAL..... 98-93 (OT)..... Mck
ARIZ..... 96-77..... H
1994-95 ARIZ..... 99-86..... H
&CAL..... 74-72..... Mck
1995-96 ARIZ..... 71-68..... Mck
&CAL..... 99-75..... OC
1996-97 ARIZ..... 81-80..... Mck
CAL..... 79-77..... CP
1997-98 ARIZ..... 70-57..... TNA
ARIZ..... 76-73..... Mck
1998-99 ARIZ..... 91-74..... Mck
CAL..... 89-76..... TNA
1999-00 ARIZ..... 65-61..... HP
ARIZ..... 70-61..... Mck
2000-01 ARIZ..... 78-75..... Mck
ARIZ..... 78-76..... HP
2001-02 ARIZ..... 68-58..... HP
ARIZ..... 99-53..... Mck
ARIZ..... 90-78..... Stp (1)
2002-03 ARIZ..... 95-80..... Mck
ARIZ..... 88-75..... HP
2003-04 ARIZ..... 95-75..... Mck
CAL..... 87-83..... HP
2004-05 ARIZ..... 87-67..... HP
ARIZ..... 97-76..... Mck
ARIZ..... 88-63..... Stp (1)

2005-06 ARIZ..... 66-55..... Mck
CAL..... 75-66..... HP
2006-07 ARIZ..... 94-85..... Mck
ARIZ..... 70-65..... HP
2007-08 ARIZ..... 79-75..... HP
ARIZ..... 83-73..... Mck
2008-09 CAL..... 69-55..... HP
CAL..... 83-77..... Mck
2009-10 ARIZ..... 76-72..... Mck
CAL..... 95-71..... HP
2010-11 ARIZ..... 73-71..... Mck
ARIZ..... 107-105 (3 OT)..... HP
2011-12 ARIZ..... 78-74..... HP
2012-13 CAL..... 77-69..... Mck

ARIZ vs. COLO

COLO leads all-time series, 10-9
Longest Win Streak:
ARIZ: 3, 1973-2010
COLO: 4, 1960-1961
First meeting:
1960-61 COLO... 82-72..... BDG
2011-12 COLO.... 64-63..... CEC
ARIZ..... 71-57..... Mck
COLO..... 53-51..... Stp (1)
2012-13 ARIZ..... 92-83..... Mck
COLO..... 71-58..... CEC
ARIZ..... 79-69..... MGM (1)

ARIZ vs. ORE

ARIZ leads all-time series, 45-24
Longest Win Streak (Since 1978-79):
ARIZ: 12, 1991-1997
ORE: 3, 1983-1984; 2007-08
First meeting:
1978-79 ORE..... 63-60..... McA
1978-79 ORE..... 63-60..... McA
ARIZ..... 69-67 (OT)..... Mck
1979-80 ORE..... 90-73..... Mck
ORE..... 76-62..... McA
1980-81 ARIZ..... 73-70..... Mck
ORE..... 79-75..... McA
1981-82 ORE..... 97-88..... McA
ARIZ..... 97-78..... Mck
1982-83 ORE..... 86-84..... Mck
ORE..... 63-57 (OT)..... McA
1983-84 ORE..... 69-55..... McA
ARIZ..... 75-67 (OT)..... Mck
1984-85 ARIZ..... 73-54..... McA
ORE..... 43-40..... Mck
1985-86 ARIZ..... 85-68..... Mck
ARIZ..... 65-59..... McA
1986-87 ORE..... 55-54 (OT)..... McA
ARIZ..... 68-53..... Mck
ORE..... 72-63..... PP (1)
1987-88 ARIZ..... 70-54..... McA
ARIZ..... 89-57..... Mck
1988-89 ARIZ..... 95-71..... Mck
ARIZ..... 78-57..... McA
1989-90 ORE..... 68-63..... McA
ARIZ..... 84-58..... Mck
1990-91 ORE..... 62-58..... McA
ARIZ..... 107-65..... Mck
1991-92 ARIZ..... 104-53..... Mck
ARIZ..... 104-56..... McA
1992-93 ARIZ..... 92-60..... McA
ARIZ..... 99-68..... Mck
1993-94 ARIZ..... 98-86..... Mck
ARIZ..... 75-71..... McA
1994-95 ARIZ..... 97-89..... McA
ARIZ..... 97-76..... Mck

1995-96 ARIZ..... 81-63..... Mck
ARIZ..... 70-65..... McA
1996-97 ARIZ..... 88-66..... Mck
ORE..... 78-72..... McA
1997-98 ARIZ..... 87-57..... Mck
ARIZ..... 81-66..... McA
1998-99 ARIZ..... 85-83..... McA
ARIZ..... 92-86..... Mck
1999-00 ARIZ..... 77-71..... Mck
ORE..... 86-81..... McA
2000-01 ORE..... 79-67..... McA
ARIZ..... 104-65..... Mck
2001-02 ORE..... 105-75..... McA
ORE..... 90-80..... Mck
2002-03 ARIZ..... 81-72..... McA
ARIZ..... 88-80..... Mck
2003-04 ARIZ..... 90-66..... Mck
ARIZ..... 100-87..... McA
2004-05 ARIZ..... 74-66..... McA
ARIZ..... 92-67..... Mck
2005-06 ORE..... 73-68..... McA
ARIZ..... 70-68..... Mck
2006-07 ORE..... 79-77..... Mck
ARIZ..... 77-74..... McA
ORE..... 69-50..... Stp (1)
2007-08 ORE..... 84-74..... Mck
ORE..... 78-69..... McA
2008-09 ARIZ..... 67-52..... Mck
ARIZ..... 87-77..... McA
2009-10 ARIZ..... 74-60..... McA
ARIZ..... 70-57..... Mck
2010-11 ARIZ..... 76-57..... McA
ARIZ..... 90-82..... Mck
2011-12 ORE..... 59-57..... Mck
2012-13 ORE..... 70-66..... McA

ARIZ vs. OSU

ARIZ leads all-time series, 56-20
Longest Win Streak (Since 1978-79):
ARIZ: 17, 1990-1998
OSU: 11, 1979-1984
First meeting:
1976-77 #ARIZ... 81-73..... G
1978-79 OSU..... 116-80..... G
OSU..... 93-79..... Mck
1979-80 OSU..... 77-72..... Mck
OSU..... 73-63..... G
1980-81 OSU..... 61-49..... Mck
OSU..... 80-62..... G
1981-82 OSU..... 68-55..... G
OSU..... 92-64..... Mck
1982-83 OSU..... 72-54..... Mck
OSU..... 81-56..... G
1983-84 OSU..... 53-48..... G
ARIZ..... 69-58..... Mck
1984-85 OSU..... 59-55..... G
ARIZ..... 69-58..... Mck
1985-86 ARIZ..... 63-62 (OT)..... Mck
ARIZ..... 55-53..... G
1986-87 ARIZ..... 54-48..... G
ARIZ..... 71-61..... Mck
1987-88 ARIZ..... 70-48..... G
ARIZ..... 77-62..... Mck
ARIZ..... 93-67..... Mck (1)
1988-89 ARIZ..... 73-69..... G
ARIZ..... 85-64..... Mck
ARIZ..... 98-87..... For (1)
1989-90 OSU..... 84-61..... G
ARIZ..... 87-60..... Mck
1990-91 ARIZ..... 103-65..... G
ARIZ..... 82-67..... Mck

ASU.....	81-79 (OT).....	F
2000-01 WSU.....	81-60.....	F
WSU.....	58-57.....	WFA
2001-02 ASU.....	81-71.....	F
ASU.....	96-45.....	WFA
2002-03 ASU.....	96-55.....	WFA
ASU.....	87-54.....	F
2003-04 WSU.....	63-56.....	F
WSU.....	83-70.....	WFA
2004-05 ASU.....	68-62.....	WFA
WSU.....	57-55.....	F
2005-06 WSU.....	64-49.....	F
ASU.....	68-55.....	WFA
2006-07 WSU.....	75-55.....	F
WSU.....	48-47.....	WFA
2007-08 WSU.....	56-55.....	WFA
WSU.....	59-47.....	F
2008-09 WSU.....	65-55.....	WFA
WSU.....	51-49 (OT).....	F
2009-10 ASU.....	71-46.....	WFA
ASU.....	81-70.....	F
2010-11 WSU.....	78-61.....	F
ASU.....	71-69.....	WFA
2011-12 ASU.....	71-67.....	WFA
WSU.....	72-50.....	F
2012-13 ASU.....	63-59.....	F
ASU.....	69-57.....	WFA

CAL vs. COLO

All-time series tied, 11-11
 Longest Win Streak:
 CAL: 3, 1944-1954
 COLO: 3, 2003-10

First meeting:
 1943-44 CAL..... 50-44..... N

2011-12 CAL..... 57-50..... HP
 COLO..... 70-57..... CEC
 COLO..... 70-59..... Stp (1)

2012-13 COLO..... 81-71..... CEC
 CAL..... 62-46..... HP

CAL vs. ORE

CAL leads all-time series, 79-55
 Longest Win Streak (Since 1978-79):
 CAL: 9, 2009-current
 ORE: 3, 1991-1992

First meeting:
 1918-19 ORE..... 39-37..... Eug

1978-79 ORE..... 74-59..... McA
 CAL..... 74-62..... H

1979-80 CAL..... 80-71..... H
 ORE..... 75-67..... McA

1980-81 ORE..... 87-80..... McA
 CAL..... 85-77..... H

1981-82 CAL..... 91-81..... H
 CAL..... 70-60..... McA

1982-83 ORE..... 69-67 (OT)..... McA
 CAL..... 75-63..... H

1983-84 CAL..... 55-54..... H
 ORE..... 45-44..... McA

1984-85 #CAL..... 70-68..... MC
 CAL..... 50-37..... H
 ORE..... 70-53..... McA

1985-86 ORE..... 65-55..... McA
 CAL..... 64-55..... H

1986-87 CAL..... 78-67..... H
 ORE..... 86-73..... McA

1987-88 CAL..... 77-74..... McA
 ORE..... 62-56..... H

1988-89 CAL..... 80-62..... H
 CAL..... 78-74..... McA

1989-90 CAL..... 95-72..... H

CAL.....	79-78.....	McA
1990-91 ORE.....	73-67.....	McA
ORE.....	74-71.....	H
1991-92 ORE.....	67-57.....	McA
CAL.....	87-76.....	H
1992-93 CAL.....	82-65.....	H
CAL.....	79-76.....	McA
1993-94 CAL.....	81-61.....	McA
CAL.....	82-73.....	H
1994-95 ORE.....	94-86.....	OC
ORE.....	83-67.....	McA
1995-96 &CAL.....	97-72.....	H
ORE.....	60-58.....	McA
1996-97 CAL.....	73-62.....	McA
CAL.....	73-66.....	H
1997-98 ORE.....	66-59.....	McA
CAL.....	75-71.....	TNA
1998-99 ORE.....	71-69 (OT).....	TNA
ORE.....	93-82.....	McA
CAL.....	85-69.....	MSG (NIT)
1999-00 ORE.....	83-68.....	McA
ORE.....	64-60.....	HP
2000-01 CAL.....	78-62.....	HP
CAL.....	65-56.....	McA
2001-02 ORE.....	76-72.....	McA
CAL.....	107-103 (2OT).....	HP
2002-03 CAL.....	88-72.....	HP
CAL.....	86-75.....	McA
2003-04 ORE.....	68-56.....	McA
CAL.....	85-81 (OT).....	HP
ORE.....	87-82.....	Stp (1)
2004-05 CAL.....	65-62.....	HP
ORE.....	63-58.....	McA
2005-06 CAL.....	77-66.....	HP
CAL.....	62-60.....	McA
CAL.....	91-87 (2OT).....	Stp (1)
2006-07 ORE.....	92-84.....	McA
CAL.....	63-61.....	HP
ORE.....	81-63.....	Stp (1)
2007-08 ORE.....	79-70.....	McA
ORE.....	92-70.....	HP
2008-09 CAL.....	76-69.....	HP
CAL.....	78-60.....	McA
2009-10 CAL.....	89-57.....	HP
CAL.....	64-49.....	McA
CAL.....	90-74.....	Stp (1)
2010-11 CAL.....	85-77.....	HP
CAL.....	81-71.....	MK
2011-12 CAL.....	77-60.....	MK
CAL.....	86-83.....	HP
2012-13 CAL.....	58-54.....	HP
CAL.....	48-46.....	MK

CAL vs. OSU

CAL leads all-time series, 80-60
 Longest Win Streak (Since 1978-79):
 CAL: 14, 1998-2005
 OSU: 8, 1979-1982 and 1988-1991

First meeting:
 1915-16 CAL..... 17-14..... Berk

1978-79 OSU..... 76-51..... G
 OSU..... 59-51..... H

1979-80 OSU..... 86-55..... H
 OSU..... 52-51..... G

1980-81 OSU..... 80-53..... G
 OSU..... 69-54..... H

1981-82 OSU..... 74-43..... H
 OSU..... 57-50..... G

1982-83 CAL..... 59-52..... G
 OSU..... 70-65 (OT)..... H

1983-84 OSU..... 44-42..... H
 OSU..... 64-60 (OT)..... G

1984-85 #OSU..... 70-59..... MC
 CAL..... 42-36..... H
 OSU..... 51-37..... G

1985-86 OSU..... 58-42..... G
 CAL..... 72-66..... H

1986-87 CAL..... 69-61..... H
 OSU..... 59-57..... G
 CAL..... 64-57..... PP (1)
 CAL..... 65-62..... G (NIT)

1987-88 OSU..... 82-46..... G
 OSU..... 65-54..... H

1988-89 OSU..... 69-64 (OT)..... H
 OSU..... 60-54..... G
 OSU..... 79-66..... For (1)

1989-90 OSU..... 64-58..... H
 OSU..... 98-81..... G

1990-91 OSU..... 59-55..... G
 CAL..... 83-76..... H

1991-92 OSU..... 77-65..... G
 CAL..... 79-66..... H

1992-93 OSU..... 64-63..... H
 CAL..... 78-72..... G

1993-94 &CAL..... 67-61..... G
 &CAL..... 74-44..... OC

1994-95 OSU..... 76-67..... H
 OSU..... 83-67..... G

1995-96 CAL..... 57-51..... G
 CAL..... 70-52..... H

1996-97 CAL..... 80-70..... G
 CAL..... 90-68..... H

1997-98 CAL..... 84-70..... G
 OSU..... 46-43..... TNA

1998-99 CAL..... 54-52..... TNA
 CAL..... 68-61..... G

1999-00 CAL..... 71-65..... G
 CAL..... 70-68..... HP

2000-01 CAL..... 81-67..... HP
 CAL..... 72-69 (OT)..... G

2001-02 CAL..... 61-53..... G
 CAL..... 73-58..... HP

2002-03 CAL..... 78-73..... HP
 CAL..... 84-71..... G
 CAL..... 69-49..... Stp (1)

2003-04 CAL..... 88-74..... G
 CAL..... 75-58..... HP

2004-05 CAL..... 91-66..... HP
 OSU..... 82-63..... G

2005-06 OSU..... 72-64..... HP
 CAL..... 69-52..... G

2006-07 CAL..... 77-74..... G
 CAL..... 84-80 (OT)..... HP
 CAL..... 70-51..... Stp (1)

2007-08 CAL..... 69-59..... G
 CAL..... 81-76..... HP

2008-09 OSU..... 69-65..... HP

OSU.....	65-54.....	G
2009-10 CAL.....	65-61.....	HP
OSU.....	80-64.....	G
2010-11 CAL.....	85-57.....	HP
CAL.....	87-76.....	G
2011-12 OSU.....	92-85.....	G
CAL.....	77-63.....	HP
2012-13 CAL.....	71-68.....	HP
CAL.....	60-59.....	G

CAL vs. STAN

CAL leads all-time series, 145-115
 Longest Win Streak (Since 1978-79):
 CAL: 5, 1982-1984 and 1985-1987
 STAN: 10, 1997-2002

First meeting:
 1911-12 #CAL.... 32-16..... Berk

1978-79 STAN.... 73-50..... H
 STAN.... 54-49..... MP

1979-80 CAL..... 77-69..... MP
 STAN.... 75-74..... H

1980-81 CAL..... 58-56..... H
 STAN.... 81-72..... MP

1981-82 CAL..... 87-78..... MP
 CAL..... 78-59..... H

1982-83 CAL..... 75-61..... H
 CAL..... 66-64..... MP

1983-84 CAL..... 66-64..... MP
 STAN.... 62-51..... H

1984-85 CAL..... 87-72..... H
 CAL..... 43-41 (2OT)..... MP

1985-86 CAL..... 75-69..... MP
 CAL..... 81-53..... H

1986-87 CAL..... 87-72..... H
 STAN.... 88-80..... MP

1987-88 STAN.... 70-54..... MP
 STAN.... 71-61..... H

1988-89 CAL..... 75-64..... H
 STAN.... 97-71..... MP

1989-90 CAL..... 66-63..... MP
 STAN.... 79-58..... H
 STAN.... 77-61..... UAC (1)

1990-91 STAN.... 90-72..... MP
 CAL..... 75-70..... H

1991-92 STAN.... 76-61..... MP
 STAN.... 92-66..... OC

1992-93 CAL..... 83-66..... H
 CAL..... 86-61..... MP

1993-94 STAN.... 88-79..... MP
 CAL..... 80-62..... H

1994-95 STAN.... 78-73..... H
 STAN.... 83-70..... MP

1995-96 &CAL..... 85-69..... H
 STAN.... 93-79..... MP

1996-97 CAL..... 70-64..... H
 STAN.... 73-63..... MP

1997-98 STAN.... 84-74..... MP
 STAN.... 74-72..... TNA

1998-99 STAN.... 71-62..... MP
 STAN.... 57-55..... TNA

1999-00 STAN.... 81-70..... HP
 STAN.... 101-50..... MP

2000-01 STAN.... 84-58..... MP
 STAN.... 88-56..... HP

2001-02 STAN.... 82-62..... MP
 CAL..... 68-54..... HP

2002-03 CAL..... 72-59..... HP
 STAN.... 72-60..... MP

2003-04 STAN.... 68-61..... MP
 STAN.... 69-58..... HP

2004-05 STAN.... 74-58..... HP
 STAN.... 71-56..... MP

2005-06 STAN.... 75-61..... MP
 CAL..... 65-62..... HP

CAL vs. WSU

CAL leads all-time series, 74-47
 Longest Win Streak (Since 1978-79):
 CAL: 6, 2000-2001
 WSU: 5, 1991-1993

First meeting:
 1916-17 CAL 28-20..... Berk

1978-79 CAL 67-65..... H
 WSU 68-52..... F

1979-80 WSU 83-64..... F
 WSU 80-68..... H

1980-81 WSU 63-52..... H
 CAL 73-65..... F

1981-82 WSU 57-55 (OT)..... F
 WSU 49-48..... H

1982-83 WSU 66-64..... F
 WSU 56-54..... H

1983-84 CAL 68-63 (OT)..... H
 WSU 71-62..... F

1984-85 WSU 86-67..... F
 CAL 67-58..... H

1985-86 CAL 84-68..... H
 WSU 81-78 (OT)..... F

1986-87 CAL 92-58..... H
 CAL 68-66..... F

1987-88 WSU 59-37..... H
 CAL 82-76..... F

1988-89 CAL 63-62..... F
 CAL 86-69..... H

1989-90 CAL 72-67..... H
 CAL 69-51..... F

1990-91 WSU 90-81..... H
 WSU 84-75..... F

1991-92 WSU 101-83..... F
 WSU 79-72..... H

1992-93 WSU 83-75..... H
 CAL 76-67..... F

1993-94 CAL 70-54..... H
 WSU 94-82..... F

1994-95 WSU 83-71..... F
 WSU 92-89..... H

1995-96 &CAL 87-79..... F
 CAL 71-67..... H

1996-97 CAL 77-75 (2OT)..... H
 WSU 89-87..... F

1997-98 CAL 86-75..... F
 CAL 69-60..... TNA

1998-99 CAL 75-68..... TNA
 WSU 79-73..... F

1999-00 CAL 80-46..... HP
 WSU 81-78..... F

2000-01 CAL 75-71 (OT)..... F
 CAL 84-65..... HP

2001-02 CAL 90-57..... HP
 CAL 77-56..... F

2002-03 CAL 76-63..... F
 CAL 63-53..... HP

2003-04 WSU 55-50..... HP
 WSU 70-58..... F

2004-05 CAL 59-47..... F
 CAL 63-57 (OT)..... HP

2005-06 CAL 55-53..... HP
 CAL 43-41..... F

2006-07 WSU 73-56..... HP
 WSU 59-46..... F

2007-08 CAL 69-64..... F
 WSU 70-49..... HP

2008-09 CAL 57-50..... F
 CAL 71-63..... HP

2009-10 CAL 93-88..... F
 CAL 86-70..... HP

2010-11 CAL 88-81 (OT)..... HP
 WSU 75-71..... F

2011-12 WSU 77-75..... F

2012-13 CAL 67-54..... HP

COLO vs. ORE

COLO leads all-time series, 7-3
 Longest Win Streak:
 COLO: 3, 1955-1983 and 2012-13
 ORE: 2, 1984-04

First meeting:
 1955-56 COLO.... 68-49..... McA

2011-12 COLO.... 72-71..... CEC
 ORE 90-81..... MK
 COLO.... 63-62..... Stp (1)

2012-13 COLO.... 48-47..... MK
 COLO.... 76-53..... CEC

COLO vs. OSU

COLO leads all-time series, 9-4
 Longest Win Streak:
 COLO: 5, 1940-2004
 OSU: 2, 2004-2009

First meeting:
 1940-41 COLO.... 38-29..... BF

2011-12 COLO.... 82-60..... CEC
 OSU 83-69..... G

2012-13 COLO.... 72-68..... G
 OSU 64-58..... CEC
 COLO.... 74-68..... MGM (1)

COLO vs. STAN

STAN leads all-time series, 11-3
 Longest Win Streak:
 COLO: 2, 1957-90 and 2013
 STAN: 5, 1991-2012

First meeting:
 1932-33 STAN 25-21..... (B)

2011-12 STAN 84-64..... MP
 STAN 74-50..... CEC

2012-13 COLO.... 75-54..... CEC
 COLO.... 65-63..... MP

COLO vs. UCLA

UCLA leads all-time series, 6-1
 Longest Win Streak:
 COLO: 1, 1962
 UCLA: 3, 1954-58

First meeting:
 1954-55 UCLA.... 65-62..... LA

2011-12 UCLA.... 77-60..... SA
 2012-13 UCLA.... 78-75..... CEC

COLO vs. USC

COLO leads all-time series, 4-3
 Longest Win Streak:
 COLO: 2, 1957-68
 USC: 2, 1969-76

First meeting:
 1940-41 USC..... 38-32... KC (NCAA)

2011-12 UTAH ... 74-50..... GC
 2012-13 COLO.... 66-60..... CEC

COLO vs. UTAH

COLO leads all-time series, 24-16
 Longest Win Streak:
 COLO: 7, 1938-1941
 UTAH: 3, 1913-1914; 1947-50

First meeting:
 1912-13 Utah 39-10..... SLC

2011-12 COLO.... 73-33..... CEC
 COLO.... 55-48..... JMHC
 COLO.... 53-41..... Stp (1)

2012-13 UTAH ... 58-55..... JMHC
 COLO.... 60-50..... CEC

COLO vs. WASH

WASH leads all-time series, 8-7
 Longest Win Streak:
 COLO: 2, 1954-57; 1959
 WASH: 4, 1972-78

First meeting:
 1953-54 COLO.... 81-60..... N

2011-12 COLO.... 87-69..... CEC
 2012-13 WASH ... 64-54..... CEC

COLO vs. WSU

COLO leads all-time series, 3-1
 Longest Win Streak:
 COLO: 2, 2012-13
 WSU: 1, 1969

First meeting:
 1952-53 COLO.... 76-46..... BF

2011-12 COLO.... 71-60..... CEC
 2012-13 COLO.... 58-49..... CEC

ORE vs. OSU

OSU leads all-time series, 186-153
 Longest Win Streak (Since 1978-79):
 ORE: 10, 1999-2004
 OSU: 15, 1980-1986

First meeting:
 1902-03 #OSU.... 32-2..... Eug

1978-79 OSU 85-58..... G
 #OSU.... 85-62..... MC
 ORE 45-44..... McA

1979-80 OSU 75-66..... G
 OSU 67-55..... McA

1980-81 #OSU.... 67-57..... MC
 OSU 82-55..... G
 OSU 78-61..... McA

1981-82 OSU 76-61..... McA
 OSU 94-51..... G

1982-83 OSU 63-46..... G
 OSU 62-60..... McA

1983-84 #OSU... 63-59 (OT)..... MC
 OSU 70-66..... McA
 OSU 29-23..... G

1984-85 OSU 59-54..... G
 OSU 53-51..... McA

1985-86 OSU 63-56..... McA
 ORE 60-47..... G

1986-87 OSU 71-63..... G
 OSU 64-63..... McA

1987-88 #OSU.... 62-51..... MC
 OSU 59-47..... G
 ORE 62-61..... McA

1988-89 OSU 73-69..... McA
 OSU 98-79..... G

1989-90 OSU 71-68..... MC
 OSU 69-67..... G
 OSU 57-55..... McA

1990-91 ORE 78-71..... MC
 OSU 84-76..... G
 ORE 83-66..... McA

1991-92 ORE 64-63..... McA
 OSU 62-54..... G

1992-93 OSU 83-75..... G
 OSU 54-48..... McA

1993-94 OSU 79-75..... MC
 ORE 74-64..... McA
 OSU 101-91 (2OT)..... G

1994-95 ORE 96-83..... G
 ORE 107-86..... McA

1995-96 ORE 70-59..... McA
 ORE 62-46..... G

1996-97 #ORE... 66-64..... RG
 ORE 91-69..... G
 ORE 88-73..... McA

1997-98 ORE 74-67..... McA
 ORE 50-48..... G

1998-99 OSU 48-45..... G
 ORE 73-68..... McA

1999-00 ORE 67-49..... G
 ORE 83-65..... McA

2000-01 ORE 84-66..... McA
 ORE 69-60..... G

2001-02 ORE 63-51..... G
 ORE 91-62..... McA

2002-03 ORE 79-68..... McA
 ORE 80-63..... G

2003-04 OSU 90-81..... G
 ORE 81-74..... McA

2004-05 ORE 73-64..... McA
 OSU 76-72..... G

2005-06 ORE 70-64..... McA
 OSU 65-62..... G

2006-07 ORE 76-73..... G
 ORE 70-49..... McA

2007-08 ORE 79-63..... McA
 ORE 80-68..... G

2008-09 OSU 57-54..... G
 ORE 79-69..... McA

2009-10 OSU 64-57..... McA
 OSU 62-42..... G

2010-11 ORE 63-59..... G
 ORE 82-63..... MK

2011-12 OSU 76-71..... MK
 ORE 74-73..... G

2012-13 ORE 79-66..... G
 ORE 85-75..... MK

ORE vs. STAN

STAN leads all-time series, 90-48
 Longest Win Streak (Since 1978-79):
 ORE: 6, 1983-1986
 STAN: 11, 1996-2001

First meeting:
 1919-20 Indians . 39-22..... SP

1978-79 ORE..... 68-55..... McA
 ORE..... 80-77..... M

1979-80 ORE..... 77-73..... MP
 STAN 60-59..... McA

1980-81 STAN 82-76..... McA
 STAN 80-79..... MP

1981-82 STAN 97-88..... MP
 STAN 79-75 (OT)..... McA

1982-83 STAN 80-74..... McA
 ORE..... 67-66..... MP

1983-84 ORE..... 79-78..... MP
 ORE..... 91-71..... McA

1984-85 ORE..... 61-54..... MP
 ORE..... 68-61..... McA

1985-86 ORE..... 83-69..... MP
 STAN 73-69 (OT)..... McA

1986-87 STAN 73-71..... MP
 ORE..... 68-55..... McA

1987-88 ORE..... 80-66..... McA
 STAN 84-61..... MP
 STAN 88-67..... McK (1)

1988-89 STAN 75-53..... MP
 STAN 54-50..... McA

1989-90 STAN 58-56..... MP
 ORE..... 62-61..... McA

1990-91 ORE..... 81-77 (OT)..... McA
 STAN 86-75..... MP

1991-92 STAN 78-57..... McA
 STAN 70-47..... MP

1992-93 STAN 71-66..... MP
 ORE..... 84-73..... McA

1993-94 STAN 69-67..... McA
 STAN 84-76..... MP

1994-95 STAN 92-87..... MP
 ORE..... 89-80..... McA

1995-96 ORE..... 64-62..... McA
 STAN 94-74..... MP

1996-97 STAN 72-69 (OT)..... McA
 STAN 83-61..... MP

1997-98 STAN 89-67..... McA
 STAN 95-67..... MP

1998-99 STAN 77-59..... MP
 STAN 73-61..... McA

1999-00 STAN 85-71..... McA
 STAN 76-61..... MP

2000-01 STAN 100-76..... MP
 STAN 69-62..... McA

2001-02 ORE..... 87-79..... McA
 STAN 90-87 (OT)..... MP

2002-03 STAN 81-57..... MP
 ORE..... 79-64..... McA

2003-04 STAN 83-80..... McA
 STAN 76-55..... MP
 STAN 70-63..... Stp (1)

2004-05 STAN 88-69..... MP
 STAN 58-56..... McA

2005-06 STAN 64-62..... MP
 STAN 57-56..... McA

2006-07 ORE..... 66-59..... McA
 STAN 88-69..... MP

2007-08 ORE..... 71-66..... McA
 STAN 72-43..... MP

2008-09 STAN 77-55..... MP
 ORE..... 68-60..... McA

2009-10 STAN 84-69..... MP
 STAN 72-65..... McA

2010-11 ORE..... 67-59..... MP

STAN 88-71..... MK
 2011-12 ORE..... 78-67..... MK
 ORE..... 68-64..... MP

2012-13 STAN 76-52..... MP
 ORE..... 77-66..... MK

ORE vs. UCLA

UCLA leads all-time series, 83-30
 Longest Win Streak (Since 1978-79):
 ORE: 5, 2002-2003
 UCLA: 10, 1979-1983

First meeting:
 1950-51 #UCLA.. 77-55..... McA

1978-79 UCLA 74-71..... PP
 UCLA 65-58..... McA

1979-80 UCLA 76-62..... McA
 UCLA 90-76..... PP

1980-81 UCLA 75-69..... McA
 UCLA 98-75..... PP

1981-82 UCLA 84-61..... PP
 UCLA 88-66..... McA

1982-83 UCLA 97-69..... PP
 UCLA 67-56..... McA

1983-84 ORE..... 62-51..... McA
 ORE..... 87-83 (OT)..... PP

1984-85 UCLA 67-59 (2OT)..... PP
 UCLA 72-69..... McA

1985-86 UCLA 71-65..... PP
 ORE..... 80-65..... McA

1986-87 UCLA 64-59..... PP
 UCLA 102-71..... McA

1987-88 UCLA 65-60..... PP
 UCLA 76-71..... McA

1988-89 UCLA 97-66..... McA
 UCLA 80-74..... PP

1989-90 UCLA 79-62..... PP
 ORE..... 105-99..... McA
 UCLA 94-76..... UAC (1)

1990-91 UCLA 90-83..... McA
 UCLA 100-83..... PP

1991-92 UCLA 99-71..... PP
 UCLA 84-65..... McA

1992-93 UCLA 99-87..... McA
 UCLA 97-90..... PP

1993-94 UCLA 89-73..... PP
 ORE..... 80-79..... McA

1994-95 ORE..... 82-72..... McA
 UCLA 94-78..... PP

1995-96 UCLA 77-71..... McA
 UCLA 85-78..... PP

1996-97 ORE..... 87-85 (OT)..... McA
 UCLA 74-67..... PP

1997-98 UCLA 68-66..... PP
 ORE..... 97-81..... McA

1998-99 UCLA 65-63..... McA
 UCLA 79-77..... PP

1999-00 ORE..... 73-58..... McA
 UCLA 75-69..... PP

2000-01 UCLA 98-88..... PP
 UCLA 88-73..... McA

2001-02 ORE..... 91-62..... McA
 ORE..... 65-62..... PP

2002-03 ORE..... 96-91 (OT)..... PP
 ORE..... 79-48..... McA
 ORE..... 75-74..... Stp (1)

2003-04 UCLA 81-74..... PP
 ORE..... 60-59..... McA

2004-05 UCLA 70-62..... McA
 UCLA 73-61..... PP

2005-06 UCLA 56-49..... McA
 UCLA 70-53..... PP

2006-07 ORE..... 68-66..... McA
 UCLA 69-57..... PP

2007-08 UCLA 80-75..... McA

UCLA 75-65..... PP
 2008-09 UCLA 83-74..... McA
 UCLA 94-68..... PP

2009-10 ORE..... 71-66 (OT)..... McA
 ORE..... 70-68..... PP

2010-11 UCLA 67-59..... MK
 UCLA 64-54..... PP
 ORE..... 76-59..... Stp (1)

2011-12 ORE..... 75-68..... MK
 2012-13 ORE..... 76-67..... PP
 ORE..... 78-69..... MGM (1)

ORE vs. USC

USC leads all-time series, 62-48
 Longest Win Streak (Since 1978-79):
 ORE: 9, 1987-1991
 USC: 7, 1991-1994

First meeting:
 1955-56 #ORE... 55-45..... McA

1978-79 USC..... 70-64..... SA
 USC..... 87-64..... McA

1979-80 USC..... 83-66..... McA
 ORE..... 82-81..... SA

1980-81 ORE..... 74-67..... McA
 ORE..... 81-78..... SA

1981-82 USC..... 107-91..... SA
 USC..... 80-68..... McA

1982-83 USC..... 62-54..... SA
 USC..... 65-55..... McA

1983-84 ORE..... 80-49..... McA
 ORE..... 52-47..... SA

1984-85 USC..... 63-59..... McA
 USC..... 65-62..... SA

1985-86 USC..... 75-60..... For
 ORE..... 76-63..... McA

1986-87 USC..... 60-56..... SA
 ORE..... 57-55..... McA
 ORE..... 51-49..... PP (1)

1987-88 ORE..... 52-40..... SA
 ORE..... 74-62..... McA

1988-89 ORE..... 64-62..... McA
 ORE..... 70-68..... SA

1989-90 ORE..... 66-65..... SA
 ORE..... 96-79..... McA

1990-91 ORE..... 86-84..... McA
 USC..... 84-71..... SA

1991-92 USC..... 85-56..... SA
 USC..... 69-68..... McA

1992-93 USC..... 69-58..... McA
 USC..... 73-67..... SA

1993-94 USC..... 77-69..... SA
 USC..... 84-75..... McA

1994-95 ORE..... 95-83..... McA
 ORE..... 81-77..... SA

1995-96 ORE..... 80-60..... McA
 ORE..... 99-78..... SA

1996-97 USC..... 79-69..... McA
 USC..... 72-69..... SA

1997-98 USC..... 63-59..... SA
 ORE..... 73-61..... McA

1998-99 USC..... 85-84..... McA
 ORE..... 60-55..... SA

1999-00 ORE..... 68-67..... McA
 ORE..... 80-77..... SA

2000-01 USC..... 78-74..... SA
 USC..... 87-80 (OT)..... McA

2001-02 ORE..... 73-69..... McA
 ORE..... 67-65..... SA
 USC..... 89-78..... Stp (1)

2002-03 USC..... 91-76..... SA
 ORE..... 79-66..... McA
 ORE..... 74-66..... Stp (1)

2003-04 ORE..... 92-74..... SA
 ORE..... 75-70..... McA

2005-06 USC..... 84-78..... McA
 ORE..... 73-61..... SA

2006-07 USC..... 84-82..... McA
 USC..... 71-68..... GC
 ORE..... 81-57..... Stp (1)

2007-08 USC..... 95-86 (OT)..... McA
 USC..... 81-75..... GC

2008-09 USC..... 83-62..... McA
 USC..... 80-66..... GC

2009-10 ORE..... 67-57..... McA
 ORE..... 54-44..... GC

2010-11 ORE..... 68-52..... MK
 ORE..... 61-51..... GC

2011-12 ORE..... 65-62..... MK
 2012-13 ORE..... 76-74..... GC

ORE vs. UTAH

ORE leads all-time series, 11-8
 Longest Win Streak:
 ORE: 3, 1968-89
 UTAH: 4, 1949-51

First meeting:
 1941 ORE..... 51-15..... McA

2011-12 ORE..... 79-68..... JMHC
 ORE..... 94-48..... MK

2012-13 ORE..... 73-64..... MK
 ORE..... 64-45..... MGM (1)

ORE vs. WASH

WASH leads all-time series, 187-107
 Longest Win Streak (Since 1978-79):
 ORE: 5, 1993-1995
 WASH: 5, 1980-1982

First meeting:
 1903-04 #WASH. 19-17..... Sea

1978-79 WASH ... 82-70..... HE
 ORE..... 73-71..... McA

1979-80 WASH ... 58-46..... McA
 WASH ... 70-65..... HE

1980-81 WASH ... 102-91..... HE
 WASH ... 70-68..... McA

1981-82 WASH ... 76-70..... McA
 ORE..... 82-78..... HE

1982-83 ORE..... 52-47..... McA
 WASH ... 79-66..... HE

1983-84 WASH ... 60-53..... HE
 WASH ... 79-58..... McA

1984-85 WASH ... 88-62..... HE
 ORE..... 70-66..... McA

1985-86 WASH ... 61-56..... McA
 WASH ... 73-67..... HE

1986-87 ORE..... 77-67..... McA
 WASH ... 81-74 (OT)..... HE
 WASH ... 70-56..... PP (1)

1987-88 WASH ... 75-63..... HE
 ORE..... 69-64..... McA

1988-89 WASH ... 71-70..... McA
 WASH ... 78-69..... HE

1989-90 ORE..... 65-54..... McA
 ORE..... 58-53..... HE

1990-91 WASH ... 88-86..... HE
 ORE..... 67-64..... McA

1991-92 WASH ... 72-71..... McA
 WASH ... 71-55..... HE

1992-93 WASH ... 70-53..... HE
 ORE..... 85-70..... McA

1993-94 ORE..... 61-60..... McA
 ORE..... 86-71..... HE

1994-95 ORE..... 92-83..... HE
 ORE..... 88-63..... McA

1995-96 WASH ... 72-69..... McA
 ORE..... 55-52..... HE

1996-97 WASH... 78-77.....HE
 ORE..... 69-59.....McA

1997-98 WASH... 81-71.....McA
 WASH... 62-61.....HE

1998-99 WASH... 86-76 (OT).....HE
 ORE..... 94-81.....McA

1999-00 ORE..... 76-74 (OT).....KA
 WASH... 67-58.....McA

2000-01 WASH... 72-71 (OT).....McA
 ORE..... 85-73.....BAHE

2001-02 WASH... 97-92.....BAHE
 ORE..... 90-84.....McA
 ORE..... 86-64.....Stp (1)

2002-03 ORE..... 91-66.....McA
 WASH... 78-66.....BAHE

2003-04 ORE..... 84-74.....McA
 WASH... 83-74.....BAHE

2004-05 WASH... 77-56.....BAHE
 WASH... 95-88 (OT).....McA

2005-06 WASH... 78-59.....BAHE
 ORE..... 75-72.....McA
 WASH... 84-73.....Stp (1)

2006-07 WASH... 89-77.....BAHE
 ORE..... 93-85.....McA

2007-08 WASH... 78-70.....BAHE
 ORE..... 71-58.....McA

2008-09 WASH... 84-67.....McA
 WASH... 103-84.....BAHE

2009-10 ORE..... 90-79.....BAHE
 WASH... 86-72.....McA

2010-11 WASH... 87-69.....AAA
 ORE..... 81-76.....MK
 WASH... 69-51.....Stp (1)

2011-12 WASH... 76-60.....AAA
 ORE..... 82-57.....MK
 WASH... 90-86.....AAA (3)

2012-13 ORE..... 81-76.....MK
 ORE..... 65-52.....AAA
 ORE..... 80-77.....MGM (1)

ORE vs. WSU

ORE leads all-time series, 162-123
 Longest Win Streak (Since 1978-79):
 ORE: 14, 2002-07
 WSU: 6, 2008-09

First meeting:

1907-08 #WSU ... 15-13..... Pull

1978-79 WSU 74-65..... F
 WSU 53-52..... McA

1979-80 WSU 62-52..... McA
 WSU 81-66..... F

1980-81 ORE 70-66..... F
 ORE 82-67..... McA

1981-82 ORE 60-56..... McA
 WSU 76-69..... F

1982-83 WSU 54-51..... McA
 WSU 48-45..... F

1983-84 ORE 64-60..... F
 ORE 78-73..... McA

1984-85 ORE 74-72..... F
 ORE 84-62..... McA

1985-86 WSU 60-59..... McA
 WSU 75-71..... F

1986-87 ORE 60-55..... McA
 WSU 79-65..... F

1987-88 ORE 67-46..... F
 ORE 73-66..... McA

1988-89 ORE 67-49..... McA
 WSU 60-54..... F
 WSU 78-56..... For (1)

1989-90 ORE 82-68..... McA
 ORE 58-53..... F

1990-91 WSU 82-79..... F
 ORE 75-69..... McA

1991-92 WSU 90-55..... McA
 WSU 97-82..... F

1992-93 WSU 95-79..... F
 ORE 62-60..... McA

1993-94 WSU 95-85..... McA
 ORE 98-87..... F

1994-95 WSU 83-78..... F
 WSU 76-59..... McA

1995-96 ORE 70-63..... McA
 WSU 70-65..... F

1996-97 WSU 81-67..... SP
 ORE 93-82..... McA

1997-98 ORE 71-62..... McA
 ORE 64-63..... F

1998-99 ORE 87-83 (3OT)..... F
 ORE 77-64..... McA

1999-00 ORE 81-80 (OT)..... F
 ORE 70-53..... McA

2000-01 ORE 81-66..... McA
 WSU 63-62..... F

2001-02 ORE 94-86..... F
 ORE 115-77..... McA

2002-03 ORE 76-66..... McA
 ORE 89-70..... F

2003-04 ORE 60-45..... McA
 ORE 67-62 (OT)..... F

2004-05 ORE 55-52..... F
 ORE 69-66..... McA

2005-06 ORE 52-50..... F
 ORE 67-37..... McA
 ORE 66-55..... Stp (1)

2006-07 ORE 77-74 (OT)..... F
 ORE 64-59..... McA

2007-08 WSU 69-60..... F
 WSU 62-53..... McA
 WSU 75-70..... Stp (1)

2008-09 WSU 74-62..... McA
 WSU 67-38..... F
 WSU 62-40..... Stp (1)

2009-10 ORE 91-89 (2OT)..... F
 ORE 74-66..... McA
 ORE 86-84 (OT)..... Stp (1)

2010-11 WSU 77-63..... F
 ORE 69-43..... MK

2011-12 ORE 92-75..... F
 ORE 78-69..... MK

2012-13 ORE 68-61..... MK
 ORE 65-52..... F

OSU vs. STAN

OSU leads all-time series, 71-66
 Longest Win Streak (Since 1978-79):
 OSU: 7, 1980-1983
 STAN: 11, 2000-2005

First meeting:

1929-30 OSU 29-24..... SP

1978-79 OSU 73-48..... G
 STAN 79-76..... MP

1979-80 OSU 18-16..... MP
 OSU 85-57..... G

1980-81 OSU 76-62..... G
 OSU 62-57..... M

1981-82 OSU 81-38..... MP
 OSU 111-8..... G

1982-83 OSU 62-53..... G
 STAN 88-75..... MP

1983-84 OSU 64-59..... MP
 OSU 73-68..... G

1984-85 OSU 83-73..... MP
 OSU 54-49..... G

1985-86 STAN 56-52..... G
 OSU 74-60..... MP

1986-87 OSU 70-66..... MP
 OSU 71-59..... G

1987-88 STAN 78-65..... G
 OSU 63-61..... MP

1988-89 STAN 87-59..... MP
 STAN 60-58..... G

1989-90 OSU 77-76..... MP
 OSU 84-70..... G

1990-91 OSU 73-66..... G
 STAN 64-59..... MP

1991-92 STAN 67-64..... G
 STAN 76-56..... MP

1992-93 OSU 77-66..... MP
 OSU 82-65..... G

1993-94 STAN 71-67..... G
 STAN 90-66..... MP

1994-95 STAN 95-82..... MP
 OSU 90-71..... G

1995-96 STAN 65-50..... G
 STAN 84-51..... MP

1996-97 OSU 86-77..... G
 STAN 87-54..... MP

1997-98 STAN 68-48..... G
 STAN 85-77..... MP

1998-99 STAN 72-56..... MP
 OSU 59-45..... G

1999-00 STAN 73-45..... G
 STAN 82-56..... MP

2000-01 STAN 73-49..... MP
 STAN 82-63..... G

2001-02 STAN 67-50..... G
 STAN 77-55..... MP

2002-03 STAN 57-54..... MP
 STAN 84-73..... G

2003-04 STAN 62-48..... G
 STAN 73-47..... MP

2004-05 STAN 69-65..... MP
 OSU 84-83..... G

2005-06 STAN 80-66..... MP
 STAN 71-64..... G

2006-07 STAN 67-56..... G
 STAN 70-55..... MP

2007-08 STAN 66-46..... G
 STAN 71-56..... MP

2008-09 OSU 77-62..... MP
 OSU 66-54..... G
 STAN 62-54..... Stp (1)
 OSU 65-62 (OT)..... G (2)

2009-10 STAN 59-35..... MP
 STAN 65-55..... G

2010-11 STAN 70-56..... MP

OSU 87-80..... GC
 OSU 69-67..... Stp (1)

2011-12 STAN 103-101 (4OT)..... GC
 STAN 87-82..... MP

2012-13 STAN 81-73..... MP
 STAN 82-72..... GC

OSU vs. UCLA

UCLA leads all-time series, 88-34
 Longest Win Streak (Since 1978-79):
 OSU: 4, 1983-1985
 UCLA: 13, 2006-11

First meeting:

1924-25 #OSU 20-15..... LA

1978-79 UCLA 65-63..... PP
 UCLA 69-56..... G

1979-80 OSU 76-67..... G
 UCLA 93-67..... PP

1980-81 OSU 81-67..... G
 OSU 82-76..... PP

1981-82 UCLA 74-68..... PP
 OSU 72-58..... G

1982-83 UCLA 99-77..... PP
 OSU 69-65..... G

1983-84 OSU 72-63..... PP
 OSU 70-65..... G

1984-85 OSU 59-49..... G
 UCLA 59-51..... PP

1985-86 OSU 54-49..... PP
 UCLA 74-63..... G

1986-87 UCLA 70-67 (OT)..... PP
 UCLA 57-53..... G

1987-88 OSU 65-64..... PP
 OSU 73-68..... G

1988-89 OSU 82-69..... G
 UCLA 92-75..... PP

1989-90 UCLA 94-80..... PP
 OSU 83-74..... G

1990-91 OSU 97-96 (2OT)..... G
 UCLA 87-56..... PP

1991-92 UCLA 87-81 (OT)..... PP
 UCLA 72-62..... G

1992-93 OSU 79-73..... G
 UCLA 76-75..... PP

1993-94 UCLA 104-71..... PP
 UCLA 78-67..... G

1994-95 UCLA 87-78..... G
 UCLA 86-67..... PP

1995-96 UCLA 68-66..... G
 UCLA 69-60..... PP

1996-97 UCLA 74-68..... G
 UCLA 81-69..... PP

1997-98 UCLA 90-72..... PP
 UCLA 84-75..... G

1998-99 OSU 65-63..... G
 UCLA 85-67..... PP

1999-00 UCLA 85-74..... G
 UCLA 69-59..... PP

2000-01 UCLA 67-40..... PP
 UCLA 68-65 (OT)..... G

2001-02 UCLA 70-48..... G
 UCLA 65-57..... PP

2002-03 OSU 83-79..... PP
 UCLA 69-66..... G

2003-04 UCLA 77-66..... PP
 OSU 65-56..... G

2004-05 OSU 85-80..... G
 UCLA 69-61..... PP
 OSU 79-72..... Stp (1)

2005-06 UCLA 63-54..... G
 UCLA 78-60..... PP
 UCLA 79-47..... Stp (1)

2006-07 UCLA 71-56..... PP
 UCLA 82-35..... G

WSU 80-69.....AAA
 WASH ... 89-87.....Stp (1)
 2011-12 WASH ... 75-65.....AAA
 WASH ... 59-55..... F
 2012-13 WASH ... 68-63..... F
 WASH ... 72-68.....AAA
 WASH ... 64-62..... MGM (1)

SITE KEY

AAA.....Alaska Airlines Arena, Seattle
 B Bohler Gym, Pullman, Wash.
 BF Balch Fieldhouse, Boulder, Colo.
 BDG Bear Down Gym, Tucson, Ariz.
 BAHE ... Bank of America Arena, Seattle
 Berk Berkeley, Calif. (venue n/a)
 CEC Coors Events Center, Boulder, Colo.
 Corv Corvallis, Ore. (venue n/a)
 CSDH... Cal State Dominguez Hills,
 Carson, Calif. (USC home game)
 CP Cow Palace, San Francisco
 CSLA Cal State Los Angeles
 (USC home game)
 Eug Eugene, Ore. (venue n/a)
 F Friel Court, Pullman, Wash.
 For The Forum, Inglewood, Calif.
 G Gill Coliseum, Corvallis, Ore.
 GC Galen Center, Los Angeles
 H Harmon Gym, Berkeley, Calif.
 HC Honda Center, Anaheim, Calif.
 HE Hec Edmundson Pavillion, Seattle
 HP Haas Pavillion, Berkeley, Calif.
 JMHC ... Jon M. Huntsman Center, Salt Lake City
 KA Key Arena, Seattle, Wash.
 LA Los Angeles, Calif. (venue n/a)
 LC Lyon Center, Los Angeles
 LMU Loyola Marymount University, Los Angeles
 MC Memorial Coliseum, Portland, Ore.
 MP Maples Pavilion, Stanford, Calif.
 n/a unknown
 McA McArthur Court, Eugene, Ore.
 McK McKale Center, Tucson, Ariz.
 MGM MGM Grand Garden Arena, Las Vegas, Nev.
 MK Matthew Knight Arena, Eugene, Ore.
 MSG Madison Square Garden, N.Y., N.Y.
 OC Oakland Coliseum Arena, Oakland, Calif.
 Oak Oakland, Calif. (venue n/a)
 PP Pauley Pavilion, Los Angeles
 Pull Pullman, Wash. (venue n/a)
 RG Rose Garden, Portland, Ore.
 SA Los Angeles Sports Arena, Los Angeles
 SP Spokane Arena, Spokane, Wash.
 SDG ... Sun Devil Gym, Tempe, Ariz.
 Sea Seattle, Wash. (venue n/a)
 SF San Francisco, Calif. (venue n/a)
 SP Stanford Pavilion, Stanford, Calif.
 Stp Staples Center, Los Angeles
 Tuc Tucson, Ariz. (venue n/a)
 TNA The New Arena, Oakland, Calif.
 UAC ... University Activity Center, Tempe, Ariz.
 USC USC campus (venue n/a)
 WFA Wells Fargo Arena, Tempe, Ariz.
 N Other neutral site
 # Non-conference game
 & California later forfeited these games.
 (1) Pac-12 Tournament game
 (2) CBI Tournament gam
 (3) NIT

ASSOCIATED PRESS (AP) – 1949 - present – Writers poll – Prior to NCAA Tournament
 UNITED PRESS INTERNATIONAL (UPI) – 1951-1996 – Coaches poll – Following NCAA Tournament
 USA TODAY – 1983 - present – Coaches poll – Following NCAA Tournament
 No. 1 and Pac-12 teams only. Number in parenthesis is depth of poll. Complete rankings can be found in the NCAA Records Book.

<p>1948-49 AP (10) 1. Kentucky 2. UTAH</p> <p>1949-50 AP (20) 1. Bradley 7. UCLA 15. ARIZONA* 18. WASHINGTON ST.</p> <p>1950-51 AP (20) 1. Kentucky 12. ARIZONA* 19. USC</p> <p>UPI (20) 1. Kentucky 12. ARIZONA* 13. WASHINGTON 16. UCLA</p> <p>1951-52 AP (20) 1. Kentucky 6. WASHINGTON 19. UCLA</p> <p>UPI (20) 1. Kentucky 5. WASHINGTON T20. UCLA</p> <p>1952-53 AP (20) 1. Indiana 4. WASHINGTON</p> <p>UPI (20) 1. Indiana 3. WASHINGTON 12. CALIFORNIA</p> <p>1953-54 AP (20) 1. Kentucky 11. USC</p> <p>UPI (20) 1. Indiana T14. USC 16. OREGON STATE</p> <p>1954-55 AP (20) 1. San Francisco 7. UTAH* 10. OREGON STATE 13. UCLA 15. COLORADO*</p> <p>UPI (20) 1. San Francisco 8. OREGON STATE 11. COLORADO* 12. UCLA</p> <p>1955-56 AP (20) 1. San Francisco 8. UCLA 20. UTAH*</p> <p>UPI (20) 1. San Francisco 9. UCLA</p> <p>1956-57 AP (20) 1. North Carolina 13. CALIFORNIA 14. UCLA</p> <p>UPI (20) 1. North Carolina 6. CALIFORNIA T9. UCLA</p>	<p>1957-58 AP (20) 1. West Virginia</p> <p>UPI (20) 1. West Virginia T16. OREGON STATE</p> <p>1958-59 AP (20) 1. Kansas State 11. CALIFORNIA 18. UTAH*</p> <p>UPI (20) 1. Kansas State 9. CALIFORNIA</p> <p>1959-60 AP (20) 1. Cincinnati 2. CALIFORNIA 6. UTAH*</p> <p>UPI (20) 1. CALIFORNIA</p> <p>1960-61 AP (20) 1. Ohio State 7. USC 11. UTAH*</p> <p>UPI (20) 1. Ohio State 5. USC</p> <p>1961-62 AP (20) 1. Ohio State 7. UTAH* 9. COLORADO* 14. OREGON STATE 16. ARIZONA STATE* 19. UCLA</p> <p>UPI (20) 1. Ohio State 8. COLORADO* 11. OREGON STATE 15. ARIZONA STATE* 17. UCLA</p> <p>1962-63 AP (10) 1. Cincinnati 4. ARIZONA STATE* 10. COLORADO*</p> <p>UPI (20) 1. Cincinnati 3. ARIZONA STATE* 9. COLORADO* 10. STANFORD 14. OREGON STATE 15. UCLA</p> <p>1963-64 AP (10) 1. UCLA 6. OREGON STATE</p> <p>UPI (20) 1. UCLA 5. OREGON STATE 19. ARIZONA STATE*</p> <p>1964-65 AP (10) 1. Michigan 2. UCLA</p> <p>UPI (20) 1. Michigan 2. UCLA</p>	<p>1965-66 AP (10) 1. Kentucky</p> <p>UPI (20) 1. Kentucky 15. OREGON STATE</p> <p>1966-67 AP (10) 1. UCLA</p> <p>UPI (20) 1. UCLA</p> <p>1967-68 AP (10) 1. Houston 2. UCLA</p> <p>UPI (20) 1. Houston 2. UCLA</p> <p>1968-69 AP (20) 1. UCLA 18. COLORADO*</p> <p>UPI (20) 1. UCLA T14. COLORADO*</p> <p>1969-70 AP (20) 1. Kentucky 2. UCLA 20. USC</p> <p>UPI (20) 1. Kentucky 2. UCLA</p> <p>1970-71 AP (20) 1. UCLA 5. USC</p> <p>UPI (20) 1. UCLA 5. USC</p> <p>1971-72 AP (20) 1. UCLA</p> <p>UPI (20) 1. UCLA</p> <p>1972-73 AP (20) 1. UCLA 16. ARIZONA STATE*</p> <p>UPI (20) 1. UCLA 13. ARIZONA STATE*</p> <p>1973-74 AP (20) 1. North Carolina State 2. UCLA 15. UTAH* 17. USC</p> <p>UPI (20) 1. North Carolina State 2. UCLA 3. USC</p>	<p>1974-75 AP (20) 1. UCLA 8. ARIZONA STATE* 18. OREGON STATE</p> <p>UPI (20) 1. Indiana 2. UCLA 7. ARIZONA STATE* 12. USC 17. ARIZONA*</p> <p>1975-76 AP (20) 1. Indiana 5. UCLA 15. ARIZONA</p> <p>UPI (20) 1. Indiana 5. UCLA 10. WASHINGTON 12. ARIZONA*</p> <p>1976-77 AP (20) 1. Michigan 2. UCLA 14. UTAH*</p> <p>UPI (20) 1. Michigan 4. UCLA</p> <p>1977-78 AP (20) 1. Kentucky 2. UCLA 14. UTAH*</p> <p>UPI (20) 1. Kentucky 2. UCLA</p> <p>1978-79 AP (20) 1. Indiana State 2. UCLA</p> <p>UPI (20) 1. Indiana State 2. UCLA</p> <p>1979-80 AP (20) 1. DePaul 5. OREGON STATE 18. ARIZONA STATE</p> <p>UPI (20) 1. DePaul 2. OREGON STATE 19. ARIZONA STATE</p> <p>1980-81 AP (20) 1. DePaul 2. OREGON STATE 3. ARIZONA STATE 10. UCLA 14. UTAH*</p> <p>UPI (20) 1. DePaul 2. OREGON STATE 5. ARIZONA STATE 11. UCLA</p> <p>1981-82 AP (20) 1. North Carolina 4. OREGON STATE 19. UCLA</p> <p>UPI (20) 1. North Carolina 4. OREGON STATE</p>	<p>1982-83 AP (20) 1. Houston 7. UCLA</p> <p>UPI (20) 1. Houston 7. UCLA</p> <p>USA TODAY/CNN (25) 1. North Carolina St. 24. WASHINGTON ST.</p> <p>1983-84 AP (20) 1. North Carolina 15. WASHINGTON 17. OREGON STATE</p> <p>UPI (20) 1. North Carolina 15. WASHINGTON 20. OREGON STATE</p> <p>USA TODAY/CNN (25) 1. Georgetown 15. WASHINGTON</p> <p>1984-85 AP (20) 1. Georgetown</p> <p>UPI (20) 1. Georgetown</p> <p>USA TODAY/CNN (25) 1. Villanova 23. UCLA</p> <p>1985-86 AP (20) 1. Duke</p> <p>UPI (20) 1. Duke</p> <p>USA TODAY/CNN (25) 1. Louisville</p> <p>1986-87 AP (20) 1. Nevada-Las Vegas 15. UCLA</p> <p>UPI (20) 1. Nevada-Las Vegas 13. UCLA</p> <p>USA TODAY/CNN (25) 1. Indiana 21. UCLA</p> <p>1987-88 AP (20) 1. Temple 2. ARIZONA</p> <p>UPI (20) 1. Temple 2. ARIZONA</p> <p>USA TODAY/CNN (25) 1. Kansas 3. ARIZONA</p> <p>1988-89 AP (20) 1. ARIZONA 13. STANFORD</p> <p>UPI (20) 1. ARIZONA 12. STANFORD</p> <p>USA TODAY/CNN (25) 1. Michigan 7. ARIZONA 21. STANFORD 25. UCLA</p>	<p>1989-90 AP (25) 1. Oklahoma 15. ARIZONA 22. OREGON STATE</p> <p>UPI (20) 1. Oklahoma 16. ARIZONA</p> <p>USA TODAY/CNN 1. Nevada-Las Vegas 21. ARIZONA 23. UCLA</p> <p>1990-91 AP (25) 1. Nevada-Las Vegas 8. ARIZONA 16. UCLA</p> <p>UPI (25) 1. Nevada-Las Vegas 7. ARIZONA 14. UCLA</p> <p>USA TODAY/CNN (25) 1. Duke 10. ARIZONA 25. UCLA</p> <p>1991-92 AP (25) 1. Duke 4. UCLA 8. USC 10. ARIZONA</p> <p>UPI (25) 1. Duke 3. UCLA 5. ARIZONA 7. USC</p> <p>USA TODAY/CNN (25) 1. Duke 8. UCLA 11. USC 16. ARIZONA</p> <p>1992-93 AP (25) 1. Indiana 5. ARIZONA 19. UTAH*</p> <p>UPI (25) 1. Indiana 5. ARIZONA</p> <p>USA TODAY/CNN (25) 1. North Carolina 12. ARIZONA 17. CALIFORNIA 24. UCLA</p> <p>1993-94 AP (25) 1. Arkansas 9. ARIZONA 16. CALIFORNIA 17. UCLA</p> <p>UPI (25) 1. Arkansas 9. ARIZONA 16. CALIFORNIA 17. UCLA</p> <p>USA TODAY/CNN (25) 1. Arkansas 3. ARIZONA 22. UCLA</p>	<p>1994-95 AP (25) 1. UCLA 15. ARIZONA 16. ARIZONA STATE 19. UTAH*</p> <p>UPI (25) 1. UCLA 13. ARIZONA 15. ARIZONA STATE 24. OREGON 25. STANFORD</p> <p>USA TODAY/CNN (25) 1. UCLA 13. ARIZONA STATE 25. ARIZONA</p> <p>1995-96 AP (25) 1. Massachusetts 11. ARIZONA 12. UTAH* 14. UCLA</p> <p>UPI (25) 1. Massachusetts 11. ARIZONA 13. UCLA</p> <p>USA TODAY/CNN (25) 1. Kentucky 11. ARIZONA 19. UCLA</p> <p>1996-97 AP (25) 1. Kansas 2. UTAH* 7. UCLA 15. ARIZONA 21. STANFORD 24. COLORADO</p> <p>UPI (25) 1. Kansas 2. UTAH* 7. UCLA 15. ARIZONA 21. STANFORD 24. COLORADO</p> <p>USA TODAY/CNN (25) 1. ARIZONA 7. UCLA 12. STANFORD 18. CALIFORNIA</p> <p>1997-98 AP (25) 1. North Carolina 7. UTAH* 4. ARIZONA 10. STANFORD 19. UCLA</p> <p>UPI (25) 1. North Carolina 7. UTAH* 4. ARIZONA 10. STANFORD 19. UCLA</p> <p>USA TODAY/ESPN (25) 1. Kentucky 4. STANFORD 6. ARIZONA 12. UCLA 24. WASHINGTON</p> <p>1998-99 AP (25) 1. Duke 6. UTAH* 7. STANFORD 12. ARIZONA 15. UCLA</p> <p>UPI (25) 1. Duke 6. UTAH* 7. STANFORD 12. ARIZONA 15. UCLA</p> <p>USA TODAY/ESPN (25) 1. Connecticut 2. STANFORD 16. ARIZONA 21. UCLA</p>
---	---	--	---	---	--	--

1999-00

- AP (25)
 1. Duke
 3. STANFORD
 4. ARIZONA
- USA TODAY/ESPN (25)
 1. Michigan State
 5. STANFORD
 8. ARIZONA
 23. UCLA

2000-01

- AP (25)
 1. Duke
 2. STANFORD
 5. ARIZONA
 15. UCLA
- USA TODAY/ESPN (25)
 1. Duke
 2. ARIZONA
 5. STANFORD
 12. UCLA
 14. USC

2001-02

- AP (25)
 1. Duke
 7. ARIZONA
 11. OREGON
 18. USC
 24. STANFORD
- USA TODAY/ESPN (25)
 1. Maryland
 6. OREGON
 10. ARIZONA
 20. UCLA

2002-03

- AP (25)
 1. Kentucky
 2. ARIZONA
 18. STANFORD
- USA TODAY/ESPN (25)
 1. Syracuse
 5. ARIZONA
 20. STANFORD

2003-04

- AP (25)
 1. STANFORD
 22. ARIZONA
- USA TODAY/ESPN (25)
 1. Connecticut
 6. STANFORD

2004-05

- AP (25)
 1. Illinois
 8. WASHINGTON
 9. ARIZONA
 18. UTAH*
- USA TODAY/ESPN (25)
 1. North Carolina
 6. ARIZONA
 9. WASHINGTON

2005-06

- AP (25)
 1. Duke
 17. UCLA
 17. WASHINGTON
- USA TODAY/ESPN (25)
 1. Florida
 2. UCLA
 12. WASHINGTON

2006-07

- AP (25)
 1. Ohio State
 7. UCLA
 10. OREGON
 13. WASHINGTON ST.
 23. USC
- USA TODAY/ESPN (25)
 1. Florida
 3. UCLA
 8. OREGON
 15. USC
 17. WASHINGTON ST.

2007-08

- AP (25)
 1. North Carolina
 3. UCLA
 10. STANFORD
 21. WASHINGTON ST.
- USA TODAY/ESPN (25)
 1. Kansas
 4. UCLA
 11. STANFORD
 15. WASHINGTON ST.

2008-09

- AP (25)
 1. Louisville
 15. WASHINGTON
 18. UCLA
 19. ARIZONA STATE
 25. UTAH*
- USA TODAY/ESPN (25)
 1. North Carolina
 16. WASHINGTON
 18. UCLA
 19. ARIZONA STATE
 24. ARIZONA

2009-10

- AP (25)
 1. Kansas
- USA TODAY/ESPN (25)
 1. Duke
 21. WASHINGTON

2010-11

- AP (25)
 1. Ohio State
 17. ARIZONA
 23. WASHINGTON
- USA TODAY/ESPN (25)
 1. Connecticut
 9. ARIZONA
 23. WASHINGTON

2011-12

- AP (25)
 1. Kentucky
- USA TODAY/ESPN (25)
 1. Kentucky

2012-13

- AP (25)
 1. Gonzaga
 21. ARIZONA
 24. UCLA
 25. OREGON
- USA TODAY/ESPN (25)
 1. Louisville
 14. ARIZONA
 15. OREGON

* Not a league member at the time of the ranking.

FINAL NO. 1 RANKINGS

AP

Kentucky	9
UCLA	8
Duke.....	6
North Carolina.....	5
Ohio State.....	4
Indiana.....	3
Cincinnati.....	2
DePaul.....	2
Houston.....	2
Kansas.....	2
Michigan.....	2
San Francisco.....	2
Nevada-Las Vegas.....	2
ARIZONA.....	1
Arkansas.....	1
Bradley.....	1
Georgetown.....	1
Gonzaga.....	1
Indiana State.....	1
Kansas State.....	1
Louisville.....	1
Massachusetts.....	1
North Carolina State.....	1
Oklahoma.....	1
STANFORD.....	1
Temple.....	1
West Virginia.....	1

UPI

UCLA	7
Indiana.....	5
Kentucky.....	5
North Carolina.....	3
DePaul.....	2
Duke.....	2
Houston.....	2
Michigan.....	2
Ohio State.....	2
San Francisco.....	2
Nevada-Las Vegas.....	2
ARIZONA.....	1
Arkansas.....	1
CALIFORNIA.....	1
Cincinnati.....	1
Georgetown.....	1
Indiana State.....	1
Kansas State.....	1
North Carolina State.....	1
Oklahoma.....	1
Temple.....	1
West Virginia.....	1

USA TODAY/ESPN

Duke.....	5
Kentucky.....	3
Florida.....	2
Kansas.....	2
Louisville.....	2
North Carolina.....	2
ARIZONA.....	1
UCLA	1
Arkansas.....	1
Connecticut.....	1
Georgetown.....	1
Indiana.....	1
Michigan.....	1
Michigan State.....	1
Nevada-Las Vegas.....	1
North Carolina State.....	1
Syracuse.....	1
Villanova.....	1

PAC-12 TEAMS IN THE FINAL RANKINGS

AP

UCLA.....	36
ARIZONA.....	20
UTAH.....	20
USC.....	10
STANFORD.....	9
OREGON STATE.....	8
ARIZONA STATE.....	8
WASHINGTON.....	7
COLORADO.....	5
CALIFORNIA.....	4
OREGON.....	3
WASHINGTON STATE.....	3

UPI

UCLA.....	29
OREGON STATE.....	10
ARIZONA.....	10
ARIZONA STATE.....	9
USC.....	6
WASHINGTON.....	5
CALIFORNIA.....	4
COLORADO.....	4
STANFORD.....	3
OREGON.....	1
WASHINGTON STATE.....	0

USA TODAY

ARIZONA.....	18
UCLA.....	18
STANFORD.....	8
WASHINGTON.....	7
OREGON.....	3
USC.....	3
WASHINGTON STATE.....	3
ARIZONA STATE.....	2
CALIFORNIA.....	2
COLORADO.....	0
OREGON STATE.....	0

1949-50
#18 WSU 58, @ #7 UCLA 60
#18 WSU 49, @ #7 UCLA 52

1950-51
Mar. 2, 1951
#18 USC 53, @ #17 UCLA 59
Mar. 3, 1951
#18 USC 43, @ #17 UCLA 41
Mar. 5, 1951
#18 USC 41, @ #17 UCLA 49

1951-52
Dec. 7, 1951
#13 UCLA 52, @ #3 WASH 60
Dec. 8, 1951
#13 UCLA 61, @ #3 WASH 76
Mar. 7, 1952
#6 WASH 53, @ #19 UCLA 65
Mar. 8, 1952
#6 WASH 53, @ #19 UCLA 50
Mar. 10, 1952
#6 WASH 50, @ #19 UCLA 60

1952-53
Dec. 12, 1952
#4 WASH 53, @ #7 UCLA 49
Dec. 13, 1952
#4 WASH 47, @ #7 UCLA 54
Dec. 19, 1952
#18 CAL 50, @ #9 WASH 60
Dec. 20, 1952
#18 CAL 88, @ #9 WASH 99
Jan. 9, 1953
#18 Idaho 64, @ #6 WASH 76
Jan. 10, 1953
#18 Idaho 58, @ #6 WASH 82

1954-55
Mar. 4, 1955
#9 UCLA 75, @ #14 OSU 82
Mar. 5, 1955
#9 UCLA 64, @ #14 OSU 83

1957-58
Jan. 3, 1958
#19 CAL 43, @ #18 OSU 55

1969-70
Dec. 12, 1969
#10 WASH 90, #12 USC 86
(Portland, Ore. - non-league game)

1970-71
Feb. 6, 1971
#3 UCLA 64, @ #2 USC 60
Mar. 13, 1971
#3 USC 62, @ #1 UCLA 73

1971-72
Feb. 5, 1972
#18 USC 56, @ #1 UCLA 81

1972-73
Feb. 3, 1973
#1 UCLA 79, @ #20 USC 56

1973-74
Feb. 2, 1974
#11 USC 54, @ #1 UCLA 65
Mar. 9, 1974
#3 UCLA 82, @ #7 USC 52

1974-75
Feb. 1, 1975
#6 USC 84, @ #4 UCLA 89
Feb. 7, 1975
#8 USC 81, @ #9 ORE 80
Feb. 8, 1975
#2 UCLA 107, @ #9 ORE 103
Feb. 14, 1975
#17 OSU 80, @ #10 USC 76
Feb. 14, 1975
#13 ORE 66, @ #2 UCLA 95
Feb. 15, 1975
#13 ORE 90, @ #10 USC 92
Feb. 15, 1975
#17 OSU 62, @ #2 UCLA 74
Mar. 1, 1975
#20 WASH 78, @ #17 OSU 86

1975-76
Jan. 17, 1976
#17 OSU 72, @ #6 WASH 70
Feb. 5, 1976
#9 UCLA 92, @ #6 WASH 87
Feb. 14, 1976
#9 WASH 76, @ #6 UCLA 78
Feb. 26, 1976
#8 WASH 67, @ #17 ORE 62

1979-80
Jan. 3, 1980
#14 OSU 76, @ #16 UCLA 67
Feb. 7, 1980
#4 OSU 82, @ #19 ASU 75 (OT)

1980-81
Jan. 3, 1981
#2 OSU 71, @ #13 ASU 67
Jan. 16, 1981
#8 UCLA 74, @ #12 ASU 78 (3 OT)
Jan. 29, 1981
#10 UCLA 67, @ #1 OSU 81
Feb. 14, 1981
#5 ASU 61, @ #8 UCLA 64
Mar. 1, 1981
#1 OSU 82, @ #13 UCLA 76
Mar. 7, 1981
#5 ASU 87, @ #1 OSU 67

1981-82
Jan. 29, 1982
#8 OSU 68, @ #20 UCLA 74

1982-83
Feb. 3, 1983
#18 WSU 87, @ #7 UCLA 89 (OT)

1988-89
Jan. 29, 1989
#19 STAN 52, @ #6 ARIZ 72
Mar. 12, 1989
#1 ARIZ 73, #12 STAN 51 @
Inglewood

1989-90
Jan. 13, 1990
#18 ARIZ 67, @ #19 UCLA 73
Jan. 27, 1990
#17 OSU 80, @ #23 UCLA 94
Feb. 10, 1990
#19 UCLA 74, @ #22 ARIZ 83
Mar. 3, 1990
#22 OSU 60, @ #15 ARIZ 87

1990-91
Jan. 12, 1991
#7 UCLA 77, @ #6 ARIZ 82
Feb. 10, 1991
#5 ARIZ 105, @ #14 UCLA 94 (OT)

1991-92
Jan. 9, 1992
#23 USC 68, @ #6 ARIZ 107
Jan. 11, 1992
#2 UCLA 89, @ #6 ARIZ 87
Jan. 27, 1992
#4 UCLA 79, @ #13 USC 83
Jan. 29, 1992
#25 USC 86, @ #2 UCLA 82
Mar. 12, 1992
#2 ARIZ 81, @ #8 UCLA 89
Mar. 14, 1992
#2 ARIZ 69, @ #10 USC 70

1992-93
Jan. 7, 1993
#20 ARIZ 82, @ #15 UCLA 80

1993-94
Jan. 13, 1994
#19 CAL 98, @ #6 ARIZ 93 (OT)
Jan. 20, 1994
#9 ARIZ 66, @ #2 UCLA 74
Feb. 13, 1994
#16 ARIZ 96, @ #18 CAL 77
Feb. 19, 1994
#8 UCLA 74, @ #15 ARIZ 98
Feb. 24, 1994
#17 CAL 92, @ #15 UCLA 88

1994-95
Jan. 5, 1995
#9 ARIZ 52, @ #15 ASU 53
Jan. 12, 1995
#13 ARIZ 99, @ #20 CAL 86
Jan. 14, 1995
#12 ASU 73, @ #20 CAL 68
Jan. 19, 1995
#4 UCLA 71, @ #11 ARIZ 61
Jan. 21, 1995
#4 UCLA 85, @ #13 ASU 72
Jan. 26, 1995
#12 ARIZ 97, @ #18 ORE 89
Jan. 26, 1995
#17 STAN 74, @ #4 UCLA 77
Jan. 28, 1995
#13 ASU 79, @ #18 ORE 76
Feb. 4, 1995
#22 ORE 87, @ #17 STAN 92
Feb. 9, 1995
#15 STAN 73, @ #9 ARIZ 84
Feb. 11, 1995
#15 STAN 70, @ #14 ASU 79
Feb. 16, 1995
#13 ASU 77, @ #6 UCLA 82 (OT)
Feb. 18, 1995
#12 ARIZ 70, @ #6 UCLA 72
Feb. 25, 1995
#2 UCLA 88, @ #19 STAN 77
Mar. 11, 1995
#18 ASU 103, @ #12 ARIZ 98 (2 OT)

1995-96
Jan. 20, 1996
#13 UCLA 79, @ #18 ARIZ 88
Feb. 15, 1996
#13 ARIZ 75, @ #18 UCLA 76

1996-97
Jan. 4, 1997
#21 STAN 75, @ #9 ARIZ 76
Jan. 16, 1997
#15 STAN 72, @ #24 ORE 69 (OT)
Feb. 13, 1997
#24 UCLA 66, @ #11 ARIZ 64
Mar. 8, 1997
#12 ARIZ 80, @ #23 STAN 81

1997-98
Jan. 3, 1998
#9 UCLA 75, @ #8 ARIZ 87
Jan. 17, 1998
#9 UCLA 80, @ #5 STAN 93
Jan. 29, 1998
#6 ARIZ 93, @ #4 STAN 75
Feb. 12, 1998
#14 STAN 84, @ #9 UCLA 81
Feb. 28, 1998
#8 STAN 58, @ #2 ARIZ 90
Mar. 7, 1998
#2 ARIZ 91, @ #19 UCLA 87

1998-99
Jan. 2, 1999
#6 ARIZ 75, @ #10 UCLA 82
Jan. 16, 1999
#4 STAN 72, @ #10 UCLA 59
Jan. 28, 1999
#3 STAN 76, @ #13 ARIZ 78
Feb. 2, 1999
#7 ARIZ 83, @ #6 STAN 98
Feb. 11, 1999
#9 UCLA 73, @ #6 STAN 77
Mar. 6, 1999
#12 UCLA 70, @ #13 ARIZ 87

1999-2000
Jan. 8, 2000
#5 ARIZ 68, @ #1 STAN 65
Jan. 20, 2000
#2 ARIZ 76, @ #25 UCLA 61
Feb. 3, 2000
#23 ORE 71, @ #9 ARIZ 77
Feb. 12, 2000
#24 ORE 61, @ #2 STAN 76
Mar. 9, 2000
#2 STAN 81, @ #9 ARIZ 86

2000-01
Jan. 6, 2001
#2 STAN 85, @ #16 ARIZ 76
Jan. 18, 2001
#20 USC 58, @ #17 ARIZ 71
Feb. 1, 2001
#21 USC 71, @ #1 STAN 77
Mar. 3, 2001
#1 STAN 85, @ #12 UCLA 79
Feb. 15, 2001
#8 ARIZ 77, @ #24 UCLA 79 (OT)
Mar. 8, 2001
#8 ARIZ 76, @ #1 STAN 75

2001-02
Jan. 17, 2002
#18 USC 80, @ #15 ARIZ 97
Jan. 19, 2002
#9 UCLA 86, @ #15 ARIZ 96
Jan. 24, 2002
#17 STAN 86, @ #13 UCLA 76
Jan. 26, 2002
#17 STAN 82, @ #23 USC 90
Feb. 2, 2002
#19 ARIZ 88, @ #18 STAN 82 (OT)

Feb. 6, 2002
#25 USC 65, @ #15 UCLA 67
Feb. 7, 2002
#13 ORE 87, @ #10 STAN 90 (OT)
Feb. 14, 2002
#9 ARIZ 76, @ #20 UCLA 77
Feb. 16, 2002
#9 ARIZ 89, @ #25 USC 94
Feb. 21, 2002
#20 USC 77, @ #10 STAN 58
Feb. 23, 2002
#25 UCLA 95, @ #10 STAN 92
Feb. 28, 2002
#17 STAN 76, @ #14 ARIZ 71
#13 ORE 67, @ #19 USC 65
Mar. 2, 2002
#21 CAL 53, @ #14 ARIZ 99
Mar. 7, 2002 (Pac-10 Tournament)
#22 USC 103, #16 STAN 78
Mar. 8, 2002 (Pac-10 Tournament)
#15 ARIZ 90, #25 CAL 78
#22 USC 89, #9 ORE 78
Mar. 9, 2002 (Pac-10 Tourn.)
#15 ARIZ 81, #22 USC 71

2002-03

Jan. 2, 2003
#4 ARIZ 81, @ #9 ORE 72
Feb. 1, 2003
#20 CAL 80, @ #1 ARIZ 95
Feb. 27, 2003
#1 ARIZ 88, @ #23 CAL 75
Mar. 1, 2003
#1 ARIZ 72, @ #19 STAN 69
Mar. 8, 2003
#22 CAL 60, @ #17 STAN 72

2003-04

Jan. 10, 2004
#4 STAN 82, @ #3 ARIZ 72
Feb. 7, 2004
#12 ARIZ 77, @ #2 STAN 80

2004-05

Jan. 27, 2005
#10 WASH 82, @ #11 ARIZ 91
Feb. 26, 2005
#9 ARIZ 85, @ #14 WASH 93
Mar. 12, 2005 (Pac-10 Tourn.)
#14 WASH 81, #8 ARIZ 72

2005-06

Jan. 5, 2006
#17 UCLA 85, @ #21 ARIZ 79
Jan. 14, 2006
#13 WASH 69, @ #11 UCLA 65
Feb. 11, 2006
#12 UCLA 67, @ #23 WASH 70

2006-07

Dec. 31, 2006
#14 WASH 74, @ #1 UCLA 96
Jan. 4, 2007
#7 ARIZ 96, @ #24 WASH 87
Jan. 6, 2007
#1 UCLA 66, @ #16 ORE 68
Jan. 14, 2007
#15 ORE 79, @ #10 ARIZ 77
Jan. 20, 2007
#11 ARIZ 69, #3 @ UCLA 73
Jan. 27, 2007
#9 ORE 77, @ #20 WSU 74 (OT)
Feb. 1, 2007
#18 WSU 72, @ #20 ARIZ 66
#9 ORE 57, @ #5 UCLA 69
Feb. 7, 2007
#19 USC 65, @ #1 UCLA 70
Feb. 8, 2007
#25 STAN 45, @ #14 WSU 58

Feb. 10, 2007
#24 ARIZ 77, @ #13 ORE 74
Feb. 15, 2007
#22 USC 80, @ #19 ARIZ 75
Feb. 17
#5 UCLA 81, @ #19 ARIZ 66
Feb. 22, 2007
#9 WSU 59, @ #23 ORE 64
Mar. 1, 2007
#2 UCLA 53, @ #13 WSU 45
Mar. 3, 2007
#23 USC 86, @ #13 WSU 88 (2 OT)

2007-08

Jan. 3, 2008
#5 UCLA 76, @ #24 STAN 67
Jan. 5, 2008
#22 USC 46, @ #24 STAN 52
Jan. 12, 2008
#4 WSU 74, @ #5 UCLA 81
Jan. 26, 2008
#6 WSU 56, @ #24 ASU 55
Feb. 2, 2008
#14 STAN 67, @ #9 WSU 65 (OT)
Feb. 7, 2008
#5 UCLA 67, @ #17 WSU 59
Mar. 1, 2008
#22 WSU 53, @ #8 STAN 60
Mar. 6, 2008
#7 STAN 67, @ #3 UCLA 77 (OT)
Mar. 14, 2008 (Pac-10 Tourn.)
#11 STAN 75, #21 WSU 64
Mar. 15, 2008 (Pac-10 Tourn.)
#3 UCLA 67, #11 STAN 64

2008-09

Jan. 17, 2009
#16 ASU 61, @ #9 UCLA 58 (OT)
Jan. 31, 2009
#23 WASH 84, @ #14 ASU 71
Feb. 12, 2009
#11 UCLA 67, @ #18 ASU 74
Feb. 19, 2009
#22 WASH 76, @ #20 UCLA 85
Feb. 26, 2009
#14 ASU 70, @ #21 WASH 73 (OT)
Mar. 13, 2009 (Pac-10 Tourn.)
#13 WASH 65, #23 ASU 75

2009-10

None

2010-11

None

2011-12

None

2012-13

Mar. 4, 2013 (Pac-12 Tournament)
#21 UCLA 66, #18 ARIZ 64

Ranking Notes:

- Associated Press polls began with the 1948-49 season.
- The AP poll was reduced from 20 teams to 10 teams in 1961-62.
- The AP poll expanded back to 20 teams during the 1968-69 season.
- The AP poll expanded from 20 teams to 25 teams during the 1989-90 season.
- 176 games have been played pitting two ranked Pac-12 teams.
- 34 games featured both teams ranked in the Top-10.
- Five Conference games featured both teams ranked in the Top-5:

1971	#2 USC vs. #3 UCLA
1971	#1 UCLA vs. #3 USC
1981	#1 OSU vs. #5 ASU
2000	#1 STAN vs. #5 ARIZ
2004	#4 STAN vs. #3 ARIZ
2006	#4 WSU vs. #5 UCLA
- Home teams are 95-68 (.583)
(12 games played at neutral sites)
- Higher-ranked teams own a 106-70 (.602) record.
- Conference breakdown during the ranking periods:

1949-1959	Pacific Coast
1960-1968	Athletic Association of Western Univ.
1969-1978	Pacific-8
1979-2011	Pacific-10
2012-	Pac-12

The Pac-12 Conference has won more NCAA basketball titles (16) than any other conference in the country . . . Oregon's Tall Firs won the first NCAA Championship in 1939. Stanford claimed the national title in 1942, followed by Utah in 1944 and California in 1959 . . . UCLA established a basketball dynasty that included 10 titles in 12 seasons and a winning streak of seven consecutive NCAA crowns. The Bruins' 11 basketball championships are double what any other school has ever won . . . In 1997, Arizona became the sixth different Pac-12 institution to capture the NCAA basketball title.

School (Seasons)	Yrs	W-L	Pct.	1st	2nd	3rd	4th
Arizona (1951, 76-77, 85-09, 2011, 13)	30	48-29	.623	1	1	2	0
Arizona State (1958, 61-64, 73, 75, 80-81, 91, 95, 03, 09)	13	13-14	.481	0	0	0	0
California (1946, 57-60, 90, 93-94, 96-97, 2001-03, 06, 09-10, 12-13)	18	20-18	.526	1	1	0	1
Colorado (1940, 42, 46, 54-55, 62-63, 69, 97, 2003, 12-13)	12	10-14	.417	0	0	1	0
Oregon (1939, 45, 60-61, 95, 00, 02-03, 07-08, 13)	11	14-10	.583	1	0	0	0
Oregon State (1947, 49, 55, 62-64, 66, 75, 80-82, 84-85, 88-90)	16	12-19	.387	0	0	0	2
Stanford (1942, 89, 92, 95-05, 07-08)	16	21-15	.583	1	0	1	0
UCLA (1950, 52, 56, 62-65, 67-81, 83, 87, 89-02, 2005-09, 11, 13)	45	100-38	.725	11	2	4	1
USC (1940, 54, 60-61, 79, 82, 85, 91-92, 97, 01-02, 07-09, 11)	16	12-18	.414	0	0	1	1
Utah (1944-45, 55-56, 59-61, 66, 77-79, 81, 83, 86, 91, 93, 95-00, 02-05, 09)	27	35-30	.538	1	1	0	2
Washington (1943, 48, 51, 53, 76, 84-86, 98-99, 04-06, 09-11)	16	18-17	.515	0	0	1	0
Washington State (1941, 80, 83, 94, 07-08)	6	6-6	.500	0	1	0	0
TOTALS		309-228	.575	16	6	10	7

Records of the following schools were later voided by the NCAA: UCLA (1980 – 5-1), OSU (1980 – 0-1, 1981 – 0-1, 1982 – 2-1), CAL (1996 – 0-1).

Note: Several current Pac-12 members competed in the NCAA Tournament while members of other conferences. Those teams and their records are Arizona (2-3), Arizona State (7-7), Colorado (9-12), Oregon (2-2), Oregon State (5-4), Utah (35-30).

YEARLY NCAA TOURNAMENT RESULTS

(Pac-12 schools only – Field size in parenthesis)

1938-39 (8 teams)

ORE 56, Texas 41West RSF.....Mar. 20.San Francisco, Calif.
 ORE 55, Oklahoma 37West RF.....Mar. 21.San Francisco, Calif.
 ORE 46, Ohio State 33NC.....Mar. 27.....Evanston, Ill.

1939-40 (8 teams)

USC 38, COLO 32West RSF.....Mar. 20..... Kansas City, Mo.
 Kansas 43, USC 42West RF.....Mar. 21..... Kansas City, Mo.

USC 38, COLO 32West RSF.....Mar. 20..... Kansas City, Mo.
 Rice 60, COLO 56West R3rd.....Mar. 21..... Kansas City, Mo.
 (COLO not a Conference member at time of game)

1940-41 (8 teams)

WSU 48, Creighton 39West RSF.....Mar. 20..... Kansas City, Mo.
 WSU 64, Arkansas 53West RF.....Mar. 22..... Kansas City, Mo.
 Wisconsin 39, WSU 34NC.....Mar. 29..... Kansas City, Mo.

1941-42 (8 teams)

STAN 53, Rice 47West RSF.....Mar. 20..... Kansas City, Mo.
 STAN 46, COLO 35West RF.....Mar. 21..... Kansas City, Mo.
 STAN 53, Dartmouth 38NC.....Mar. 28..... Kansas City, Mo.

COLO 46, Kansas 44West RSF.....Mar. 20..... Kansas City, Mo.
 STAN 46, COLO 35West RF.....Mar. 21..... Kansas City, Mo.
 (COLO not a Conference member at time of game)

1942-43 (8 teams)

Texas 59, WASH 55West RSF.....Mar. 26..... Kansas City, Mo.
 Oklahoma 58, WASH 43West R3rd.....Mar. 27..... Kansas City, Mo.

1943-44 (8 teams)

UTAH 45, Missouri 35West RSF.....Mar. 24..... Kansas City, Mo.
 UTAH 40, Iowa StateWRFMar. 25..... Kansas City, Mo.
 UTAH 42, Dartmouth 40 (OT)NC.....Mar. 28..... New York, N.Y.
 (UTAH not a Conference member at time of game)

1944-45 (8 teams)

Arkansas 79, ORE 76West RSF.....Mar. 23..... Kansas City, Mo.
 ORE 69, UTAH 66West R3rd.....Mar. 24..... Kansas City, Mo.

ORE 69, UTAH 66West R3rd.....Mar. 24..... Kansas City, Mo.
 (UTAH not a Conference member at time of game)

1945-46 (8 teams)

CAL 50, COLO 44West RSF.....Mar. 22..... Kansas City, Mo.
 Oklahoma A&M 52, CAL 35West RF.....Mar. 23..... Kansas City, Mo.
 Ohio State 63, CAL 45N3rd.....Mar. 26..... New York, N.Y.

CAL 50, COLO 44West RSF.....Mar. 22..... Kansas City, Mo.
 COLO 59, Baylor 44West R3rd.....Mar. 23..... Kansas City, Mo.

1946-47 (8 teams)

Oklahoma 56, OSU 54West RSF.....Mar. 21..... Kansas City, Mo.
 OSU 63, Wyoming 46West R3rd.....Mar. 22..... Kansas City, Mo.

1947-48 (8 teams)

Baylor 64, WASH 62West RSF.....Mar. 19..... Kansas City, Mo.
 WASH 57, Wyoming 47West R3rd.....Mar. 20..... Kansas City, Mo.

1948-49 (8 teams)

OSU 56, Arkansas 38West RSF.....Mar. 18..... Kansas City, Mo.
 Oklahoma A&M 55, OSU 30West RF.....Mar. 19..... Kansas City, Mo.
 Illinois 83, OSU 53N3rd.....Mar. 23..... New York, N.Y.

1949-50 (8 teams)

Bradley 73, UCLA 59West RSF.....Mar. 24..... Kansas City, Mo.
 Brigham Young 83, UCLA 62West R3rd.....Mar. 25..... Kansas City, Mo.

1950-51 (16 teams)

WASH 62, Texas A&M 40West 1st.....Mar. 22..... Kansas City, Mo.
 Oklahoma A&M 61, WASH 57West RSF.....Mar. 23..... Kansas City, Mo.
 WASH 80, Brigham Young 67West R3rd.....Mar. 24..... Kansas City, Mo.

Kansas State 61, ARIZ 59West 1st.....Mar. 21..... Kansas City, Mo.
 (ARIZ not a Conference member at time of game)

1951-52 (16 teams)

Santa Clara 68, UCLA 59West 1st.....Mar. 22..... Corvallis, Ore.
 Oklahoma City 55, UCLA 53West R3rd.....Mar. 22..... Corvallis, Ore.

1952-53 (22 teams)

WASH 92, Seattle 70West RSF.....Mar. 13..... Seattle, Wash.
 WASH 74, Santa Clara 62West RF.....Mar. 14..... Corvallis, Ore.
 Kansas 79, WASH 53NSFMar. 17..... Kansas City, Mo.
 WASH 88, Louisiana State 69N3rd.....Mar. 18..... Kansas City, Mo.

1953-54 (24 teams)

USC 73, Idaho State 59..... West RSF..... Mar. 12..... Corvallis, Ore.
 USC 66, Santa Clara 65 West RF..... Mar. 13..... Corvallis, Ore.
 Bradley 74, USC 72 NSF..... Mar. 19..... Kansas City, Mo.
 Penn State 70, USC 61 N3rd..... Mar. 20..... Kansas City, Mo.

Bradley 76, COLO 64 WRSF..... Mar. 12..... Stillwater, Okla.
 Rice 78, COLO 55 WR3rd..... Mar. 13..... Stillwater, Okla.

1954-55 (24 teams)

OSU 83, Seattle 71 West RSF..... Mar. 11..... Corvallis, Ore.
 San Francisco 57, OSU 56 West RF..... Mar. 12..... Corvallis, Ore.

San Francisco 78, UTAH 59 West RSF..... Mar. 11..... Corvallis, Ore.
 UTAH 108, Seattle 85 West R3rd..... Mar. 12..... Corvallis, Ore.
 (UTAH not a Conference member at time of game)

1955-56 (24 teams)

San Francisco 72, UCLA 61 West RSF..... Mar. 16..... Corvallis, Ore.
 UCLA 94, Seattle 70 West R3rd..... Mar. 17..... Corvallis, Ore.

COLO 69, Tulsas 59 West RSF..... Mar. 10..... Manhattan, Kan.
 COLO 93, Bradley 81 West RF..... Mar. 15..... Manhattan, Kan.
 San Francisco 62, COLO 50 NSF..... Mar. 19..... Kansas City, Mo.
 COLO 75, Iowa 54 N3rd..... Mar. 21..... Kansas City, Mo.
 (COLO not a Conference member at time of game)

UTAH 81, Seattle 72 West RSF..... Mar. 16..... Corvallis, Ore.
 San Francisco 92, UTAH 77 West RF..... Mar. 17..... Corvallis, Ore.
 (UTAH not a Conference member at time of game)

1956-57 (23 teams)

CAL 86, Brigham Young 59 West RSF..... Mar. 15..... Corvallis, Ore.
 San Francisco 50, CAL 46 West RF..... Mar. 16..... Corvallis, Ore.

1957-58 (24 teams)

CAL 54, Idaho State 43 West RSF..... Mar. 14. San Francisco, Calif.
 Seattle 66, CAL 62 OT West RF..... Mar. 15. San Francisco, Calif.
 Idaho State 72, ASU 68..... West 1st..... Mar. 12..... Berkeley, Calif.
 (ASU not a Conference member at time of game)

1958-59 (22 teams)

CAL 71, UTAH 53 West RSF..... Mar. 13. San Francisco, Calif.
 CAL 66, Saint Mary's (Calif.) 46..... West RF..... Mar. 14. San Francisco, Calif.
 CAL 64, Cincinnati 58 NSF..... Mar. 20..... Louisville, Ky.
 CAL 71, West Virginia 70 NC..... Mar. 21..... Louisville, Ky.

CAL 71, UTAH 53 West RSF..... Mar. 13. San Francisco, Calif.
 Idaho State 71, UTAH 65 West R3rd..... Mar. 14.. San Francisco, Calif.
 (UTAH not a Conference member at time of game)

1959-60 (25 teams)

CAL 71, Idaho State 44 West 1st..... Mar.8... San Francisco, Calif.
 CAL 69, Santa Clara 49 West RSF..... Mar. 11..... Seattle, Wash.
 CAL 70, ORE 49 West RF..... Mar. 12..... Seattle, Wash.
 CAL 77, Cincinnati 69 NSF..... Mar. 18. San Francisco, Calif.
 Ohio State 75, CAL 55 NC..... Mar. 19. San Francisco, Calif.

UTAH 80, USC 73..... West 1st..... Mar. 7..... Corvallis, Ore.

ORE 68, New Mexico State 60..... West 1st..... Mar. 7..... Corvallis, Ore.
 ORE 65, UTAH 64..... West RSF..... Mar. 11..... Corvallis, Ore.
 CAL 70, ORE 49..... West RF..... Mar. 12..... Seattle, Wash.
 (ORE not a Pac-12 member at time of game)

UTAH 80, USC 73..... West 1st..... Mar. 8..... Provo, Utah
 Oregon 65, Utah 54 West RSF..... Mar. 11..... Seattle, Wash.
 UTAH 89, Santa Clara 81 West R3rd..... Mar. 12..... Seattle, Wash.
 (UTAH not a Conference member at time of game)

1960-61 (24 teams)

USC 81, ORE 79 West 1st..... Mar. 15..... Portland, Ore.
 ASU 86, USC 71 West RSF..... Mar. 17..... Portland, Ore.
 Loyola Marymount 69, USC 67 West RF..... Mar. 24..... Kansas City, Mo.

ASU 72, Seattle 70..... West 1st..... Mar. 15..... Portland, Ore.
 ASU 86, USC 71 West RSF..... Mar. 17..... Portland, Ore.

UTAH 88, ASU 80..... West RF..... Mar. 18..... Portland, Ore.
 (ASU not a Conference member at time of game)

USC 81, ORE 79 West 1st..... Mar. 15..... Portland, Ore.
 (ORE not a Pac-12 member at time of game)

UTAH 91, Loyola Marymount 75 West RSF..... Mar. 17..... Portland, Ore.
 UTAH 88, ASU 80..... West RF..... Mar. 18..... Portland, Ore.
 Cincinnati 82, UTAH 67 NSF..... Mar. 24..... Kansas City, Mo.
 St. Joseph's 127, UTAH 120 (4OT)..... N3rd..... Mar. 25..... Kansas City, Mo..
 (UTAH not a Conference member at time of game)

1961-62 (25 teams)

UCLA 73, Utah State 62..... West RSF..... Mar. 16..... Provo, Utah
 UCLA 88, OSU 69..... West RF..... Mar. 17..... Provo, Utah
 Cincinnati 72, UCLA 70..... NSF..... Mar. 23..... Louisville, Ky.
 Wake Forest 82, UCLA 80 N3rd..... Mar. 24..... Louisville, Ky.

OSU 69, Seattle 65 West 1st..... Mar. 13..... Corvallis, Ore.
 OSU 69, Pepperdine 67 West RSF..... Mar. 16..... Provo, Utah
 UCLA 88, OSU 69 West SF..... Mar. 17..... Provo, Utah
 (OSU not a Conference member at time of game)

Utah State 78, ASU 73..... West 1st..... Mar. 13..... Corvallis, Ore.
 (ASU not a Conference member at time of game)

COLO 67, Texas Tech 60 West RSF..... Mar. 16..... Manhattan, Kan.
 Cincinnati 73, COLO 46..... West RF..... Mar. 17..... Manhattan, Kan.
 (COLO not a Conference member at time of game)

1962-63 (25 teams)

ASU 93, UCLA 79 West RSF..... Mar. 11..... Eugene, Ore.
 ASU 79, Utah State 75 (OT) West 1st..... Mar. 11..... Eugene, Ore.
 ASU 93, UCLA 79 West RSF..... Mar. 15..... Provo, Utah
 OSU 83, ASU 65 West SF..... Mar. 16..... Provo, Utah
 (ASU not a Conference member at time of game)

OSU 70, Seattle 66 West 1st..... Mar. 11..... Eugene, Ore.
 OSU 65, San Francisco 61 West RSF..... Mar. 15..... Provo, Utah
 OSU 83, ASU 65..... West RF..... Mar. 16..... Provo, Utah
 Cincinnati 80, OSU 46 NSF..... Mar. 22..... Louisville, Ky.
 Duke 85, OSU 63..... N3rd..... Mar. 23..... Louisville, Ky.
 (OSU not a Conference member at time of game)

COLO 78, Oklahoma City 72..... Midwest RSF ... Mar. 15..... Lawrence, Kan.
 Cincinnati 67, COLO 60..... Midwest R3rd .. Mar. 16..... Lawrence, Kan.
 (COLO not a Conference member at time of game)

1963-64 (25 teams)

UCLA 95, Seattle 90 West RSF..... Mar. 13..... Corvallis, Ore.
 UCLA 76, San Francisco 72 West RF..... Mar. 14..... Corvallis, Ore.
 UCLA 90, Kansas State 84 NSF..... Mar. 20..... Kansas City, Mo.
 UCLA 98, Duke 83..... NC..... Mar. 21..... Kansas City, Mo.

Seattle 61, OSU 57 West 1st..... Mar. 10..... Eugene, Ore.
 (OSU not a Pac-10 member at time of game)

Utah State 92, ASU 90..... West 1st..... Mar. 10..... Eugene, Ore.
 (ASU not a Conference member at time of game)

1964-65 (23 teams)

UCLA 100, Brigham Young 76 West RSF..... Mar. 12..... Provo, Utah
 UCLA 101, San Francisco 93 West RF..... Mar. 13..... Provo, Utah
 UCLA 108, Wichita State 89 NSF..... Mar. 19..... Portland, Ore.
 UCLA 91, Michigan 80 NC..... Mar. 20..... Portland, Ore.

1965-66 (22 teams)

OSU 63, Houston 60 West RSF..... Mar. 11... Los Angeles, Calif.
 UTAH 70, OSU 64 West RF..... Mar. 12... Los Angeles, Calif.

UTAH 83, Pacific 74 West RSF..... Mar. 11... Los Angeles, Calif.
 UTAH 70, OSU 64 West RF..... Mar. 12... Los Angeles, Calif.
 Texas Western 85, UTAH 78..... NSF..... Mar. 18..... College Park, Md.
 Duke 79, UTAH 77 N3rd..... Mar. 19..... College Park, Md.
 (UTAH not a Conference member at time of game)

1966-67 (23 teams)

UCLA 109, Wyoming 60.....West RSF.....Mar. 17.....Corvallis, Ore.
 UCLA 80, Pacific 64.....West SF.....Mar. 18.....Corvallis, Ore.
 UCLA 73, Houston 58.....NSF.....Mar. 24.....Louisville, Ky.
 UCLA 79, Dayton 64.....NC.....Mar. 25.....Louisville, Ky.

1967-68 (23 teams)

UCLA 58, New Mexico State 49.....West RSF.....Mar. 15...Albuquerque, N.M.
 UCLA 87, Santa Clara 66.....West RF.....Mar. 16...Albuquerque, N.M.
 UCLA 101, Houston 69.....NSF.....Mar. 22... Los Angeles, Calif.
 UCLA 78, North Carolina 55.....NC.....Mar. 23... Los Angeles, Calif.

1968-69 (25 teams)

UCLA 53, New Mexico State 38.....West RSF.....Mar. 13.... Los Angeles, Calif.
 UCLA 90, Santa Clara 52.....West SF.....Mar. 15.... Los Angeles, Calif.
 UCLA 85, Drake 82.....NSF.....Mar. 20.....Louisville, Ky.
 UCLA 92, Purdue 72.....NC.....Mar. 22.....Louisville, Ky.

Colorado State 64, COLO 56.....Midwest RSF ..Mar. 13..... Lawrence, Kan.
 COLO 97, Texas A&M 82.....Midwest R3rd ..Mar. 15..... Lawrence, Kan.
 (COLO not a Conference member at time of game)

1969-70 (25 teams)

UCLA 88, Long Beach State 65.....West RSF.....Mar. 12..... Seattle, Wash.
 UCLA 101, Utah State 79.....West RF.....Mar. 14..... Seattle, Wash.
 UCLA 93, New Mexico State 77.....NSF.....Mar. 19.....College Park, Md.
 UCLA 80, Jacksonville 69.....NC.....Mar. 21.....College Park, Md.

1970-71 (25 teams)

UCLA 91, Brigham Young 73.....West RSF.....Mar. 18. Salt Lake City, Utah
 UCLA 57, Long Beach State 55.....West RF.....Mar. 20.. Salt Lake City, Utah
 UCLA 68, Kansas 60.....NSF.....Mar. 25.....Houston, Texas
 UCLA 68, Villanova 62.....NC.....Mar. 27.....Houston, Texas

1971-72 (25 teams)

UCLA 90, Weber State 58.....West RSF.....Mar. 18.....Provo, Utah
 UCLA 73, Long Beach State 57.....West RF.....Mar. 20.....Provo, Utah
 UCLA 96, Louisville 77.....NSF.....Mar. 25.... Los Angeles, Calif.
 UCLA 81, Florida State 76.....NC.....Mar. 25.... Los Angeles, Calif.

1972-73 (25 teams)

UCLA 98, ASU 81.....West RSF.....Mar. 15... Los Angeles, Calif.
 UCLA 54, San Francisco 39.....West RF.....Mar. 17.... Los Angeles, Calif.
 UCLA 70, Indiana 69.....NSF.....Mar. 24.....St. Louis, Mo.
 UCLA 87, Memphis State 66.....NC.....Mar. 25.....St. Louis, Mo.

ASU 103, Oklahoma City 78.....West 1st.....Mar. 10..... Logan, Utah
 UCLA 98, ASU 81.....West RSF.....Mar. 15.... Los Angeles, Calif.
 (ASU not a Conference member at time of game)

1973-74 (25 teams)

UCLA 111, Dayton 100 (30T).....West RSF.....Mar. 14..... Tucson, Ariz.
 UCLA 83, San Francisco 60.....West RF.....Mar. 15..... Tucson, Ariz.
 N. Car. St. 80, UCLA 77 (20T).....NSF.....Mar. 24.....Greensboro, N.C.
 UCLA 78, Kansas 61.....NC3rd.....Mar. 25.....Greensboro, N.C.

1974-75 (32 teams)

UCLA 103, Michigan 91 (OT).....West 1st.....Mar. 15.....Portland, Ore.
 UCLA 67, Montana 64.....West RSF.....Mar. 20.....Portland, Ore.
 UCLA 89, ASU 75.....West RF.....Mar. 22.....Portland, Ore.
 UCLA 75, Louisville 74 (OT).....NSF.....Mar. 29.....San Diego, Calif.
 UCLA 92, Kentucky 85.....NC.....Mar. 31.....San Diego, Calif.

OSU 78, Middle Tenn. St. 67.....West 1st.....Mar. 15.....Lexington, Ky.
 Indiana 81, OSU 71.....Mideast RSF ..Mar. 20.....Dayton, Ohio
 Central Michigan 88, OSU 87.....Mideast R3rd ..Mar. 22.....Tulsa, Okla.

ASU 97, Alabama 94.....West 1st.....Mar. 15.....Tempe, Ariz.
 ASU 84, Nevada-Las Vegas 81.....West RSF.....Mar. 20.....Tempe, Ariz.
 UCLA 89, ASU 75.....West RF.....Mar. 22.....Portland, Ore.
 (ASU not a Conference member at time of game)

1975-76 (32 teams)

UCLA 74, San Diego State 64.....West 1st.....Mar. 13.....Eugene, Ore.
 UCLA 70, Pepperdine 61.....West RSF.....Mar. 20.....Eugene, Ore.
 UCLA 82, ARIZ 66.....West RF.....Mar. 20.... Los Angeles, Calif.
 Indiana 65, UCLA 51.....NSF.....Mar. 27.....Philadelphia, Pa.
 UCLA 106, Rutgers 92.....NC3rd.....Mar. 29.....Philadelphia, Pa.
 Missouri 69, WASH 67.....Midwest 1st.....Mar. 13.....Lawrence, Kan.

ARIZ 83, Georgetown 76.....West 1st.....Mar. 13.....Tempe, Ariz.
 ARIZ 117, Nev.-L.V. 109 (OT).....West RSF.....Mar. 18.....Tempe, Ariz.
 UCLA 82, ARIZ 66.....West RF.....Mar. 20.... Los Angeles, Calif.
 (ARIZ not a Conference member at time of game)

1976-77 (16 teams)

UCLA 87, Louisville 79.....West 1st.....Mar. 12.....Pocatello, Idaho
 Idaho State 76, UCLA 75.....West RSF.....Mar. 17.....Pocatello, Idaho

Southern Illinois 81, ARIZ 77.....Midwest 1stMar. 12.....Omaha, Neb.
 (ARIZ not a Conference member at time of game)

UTAH 72, St. John's 68.....West 1st.....Mar. 12.....Tucson, Ariz.
 UNLV 88, UTAH 83.....West RSF.....Mar. 17.....Provo, Utah
 (UTAH not a Conference member at time of game)

1977-78 (32 teams)

UCLA 83, Kansas 76.....West 1st.....Mar. 11.....Eugene, Ore.
 Arkansas 74, UCLA 70.....West RSF.....Mar. 16.....Eugene, Ore.

UTAH 86, Missouri 79 (20T).....Midwest 1st.....Mar. 12.....Wichita, Kan.
 Notre Dame 69, UTAH 56.....Midwest RSF ..Mar. 17.....Lawrence, Kan.
 (UTAH not a Conference member at time of game)

1978-79 (40 teams)

UCLA 76, Pepperdine 71.....West 2nd.....Mar. 11.... Los Angeles, Calif.
 UCLA 99, San Francisco 81.....West RSF.....Mar. 15.... Los Angeles, Calif.
 DePaul 95, UCLA 91.....West RF.....Mar. 17.....Provo, Utah

USC 86, Utah State 67.....West 1st.....Mar. 9..... Los Angeles, Calif.
 DePaul 89, USC 78.....West 2nd.....Mar. 11.... Los Angeles, Calif.

Pepperdine 92, UTAH 88 (OT).....West 1st.....Mar. 9..... Los Angeles, Calif.
 (UTAH not a Conference member at time of game)

1979-80 (48 teams)

UCLA 87, Old Dominion 74.....West 1st.....Mar. 7.....Tempe, Ariz.
 UCLA 77, DePaul 71.....West 2nd.....Mar. 9.....Tempe, Ariz.
 UCLA 72, Ohio State 68.....West RSF.....Mar. 13.....Tucson, Ariz.
 UCLA 85, Clemson 74.....West RF.....Mar. 15.....Tucson, Ariz.
 UCLA 67, Purdue 62.....NSF.....Mar. 22.....Indianapolis, Ind.
 Louisville 59, UCLA 52.....NC.....Mar. 24.....Indianapolis, Ind.

ASU 99, Loyola Marymount 71.....West 1st.....Mar. 7.....Tempe, Ariz.
 Ohio State 89, ASU 75.....West 2nd.....Mar. 9.....Tempe, Ariz.

Lamar 81, OSU 77.....West 2nd.....Mar. 8.....Ogden, Utah

Pennsylvania 62, WSU 55.....Mideast 1st.....Mar. 6.... West Lafayette, Ind.

1980-81 (48 teams)

Kansas State 50, OSU 48.....West 2nd.....Mar. 14.... Los Angeles, Calif.

Kansas 88, ASU 71.....Midwest 2nd....Mar. 15.....Wichita, Kan.

Brigham Young 78, UCLA 55.....East 2nd.....Mar. 14.....Providence, R.I.

UTAH 94, Northeastern 69.....West 2nd.....Mar. 15.....El Paso, Texas
 North Carolina 61, UTAH 56.....West RSF.....Mar. 19 Salt Lake City, Utah.\n
 (UTAH not a Conference member at time of game)

1981-82 (48 teams)

OSU 70, Pepperdine 51.....West 2nd.....Mar. 14.....Pullman, Wash.
 OSU 60, Idaho 42.....West RSF.....Mar. 18.....Pullman, Wash.
 Georgetown 69, OSU 45.....West RF.....Mar. 20.....Provo, Utah

Wyoming 61, USC 58.....West 1st.....Mar. 11.....Logan, Utah

1982-83 (48 teams)

WSU 62, Weber State 52.....West 1st.....Mar. 17..... Boise, Idaho
 Virginia 54, WSU 49.....West 2nd.....Mar. 19..... Boise, Idaho
 UTAH 67, UCLA 61.....West 2nd.....Mar. 19..... Boise, Idaho
 UTAH 52, Illinois 49.....West 1st.....Mar. 17..... Boise, Idaho
 UTAH 67, UCLA 61.....West 2nd.....Mar. 19..... Boise, Idaho
 North Carolina 75, UTAH 56.....West RSF.....Mar. 24.....Ogden, Utah
 (UTAH not a Conference member at time of game)

1983-84 (48 teams)

WASH 64, Nevada-Reno 54.....West 1st.....Mar. 16..... Pullman, Wash
 WASH 80, Duke 78.....West 2nd.....Mar. 23..... Pullman, Wash.
 Dayton 64, WASH 58.....West RSF.....Mar. 23..... Los Angeles, Calif.
 West Virginia 64, OSU 62.....Mideast 1st.....Mar. 15..... Birmingham, Ala.

1984-85 (64 teams)

Illinois State 58, USC 55.....Midwest 1st.....Mar. 14..... Tulsa, Okla.
 Kentucky 66, WASH 58.....West 1st.....Mar. 14.. Salt Lake City, Utah
 Notre Dame 79, OSU 70.....Southeast 1st...Mar. 14.....Notre Dame, Ind.
 Alabama 50, ARIZ 41.....West 1st.....Mar. 15...Albuquerque, N.M.

1985-86 (64 teams)

Auburn 73, ARIZ 63.....West 1st.....Mar. 14.... Long Beach, Calif.
 Michigan State 72, WASH 70.....Midwest 1st.....Mar. 14..... Dayton, Ohio
 North Carolina 84, UTAH 72.....West 1st.....Mar. 13.....Ogden, Utah

1986-87 (64 teams)

UCLA 92, Central Michigan 73.....West 1st.....Mar. 12.. Salt Lake City, Utah
 Wyoming 78, UCLA 68.....West 2nd.....Mar. 14.. Salt Lake City, Utah
 Texas-El Paso 98, ARIZ 91 (OT).....West 1st.....Mar. 14..... Tucson, Ariz.

1987-88 (64 teams)

ARIZ 90, Cornell 50.....West 1st.....Mar. 18.... Los Angeles, Calif.
 ARIZ 84, Seton Hall 55.....West 2nd.....Mar. 20.... Los Angeles, Calif.
 ARIZ 99, Iowa 79.....West RSF.....Mar. 25..... Seattle, Wash.
 ARIZ 70, North Carolina 52.....West RF.....Mar. 27..... Seattle Wash.
 Oklahoma 86, ARIZ 78.....NSF.....Apr. 2..... Kansas City, Mo.
 Louisville 70, OSU 61.....Southeast 1st...Mar. 17..... Atlanta, Ga.

1988-89 (64 teams)

ARIZ 94, Robert Morris 60.....West 1st.....Mar. 16..... Boise, Idaho
 ARIZ 94, Clemson 68.....West 2nd.....Mar. 18..... Boise, Idaho
 Nevada-Las Vegas 68, ARIZ 67.....West RSF.....Mar. 23..... Denver, Colo.
 Siena 80, STAN 78.....East 1st.....Mar. 16.....Greensboro, N.C.
 UCLA 84, Iowa State 74.....Southeast 1st...Mar. 17..... Atlanta, Ga.
 North Carolina 88, UCLA 81.....Southeast 2nd .Mar. 19..... Atlanta, Ga.
 Evansville 94, OSU 90 OT.....West 1st.....Mar. 15.. Salt Lake City, Utah

1989-90 (64 teams)

ARIZ 79, South Florida 67.....West 1st.....Mar. 16.... Long Beach, Calif.
 Alabama 77, ARIZ 55.....West 2nd.....Mar. 18.... Long Beach, Calif.
 CAL 65, Indiana 63.....East 1st.....Mar. 15..... Hartford, Conn.
 Connecticut 74, CAL 54.....East 2nd.....Mar. 17..... Hartford, Conn.
 Ball State 54, OSU 53.....West 1st.....Mar. 15.. Salt Lake City, Utah
 UCLA 68, Ala.-Birmingham 56.....East 1st.....Mar. 16..... Atlanta, Ga.
 UCLA 71, Kansas 70.....East 2nd.....Mar. 18..... Atlanta, Ga.
 Duke 90, UCLA 81.....East RSF.....Mar. 22..... Atlanta, Ga.

1990-91 (64 teams)

ARIZ 93, St. Francis (Pa.) 80.....West 1st.....Mar. 14.. Salt Lake City, Utah
 ARIZ 76, Brigham Young 61.....West 2nd.....Mar. 16.. Salt Lake City, Utah
 Seton Hall 81, ARIZ 77.....West RSF.....Mar. 21..... Seattle, Wash.

ASU 79, Rutgers 76.....Southeast 1st...Mar. 15..... Atlanta, Ga.
 Arkansas 97, ASU 90.....Southeast 2nd .Mar. 17..... Atlanta, Ga.

Penn State 74, UCLA 69.....East 1st.....Mar. 15..... Syracuse, N.Y.
 Florida State 75, USC 72.....Southeast 1st...Mar. 14..... Louisville, Ky.

UTAH 82, South Alabama 72.....West 1st.....Mar. 15..... Tucson, Ariz.
 UTAH 85, Michigan State 84 (2OT).....West 2nd.....Mar. 17..... Tucson, Ariz.
 UNLV 83, UTAH 66.....West RSF.....Mar. 21..... Seattle, Wash.
 (UTAH not a Conference member at time of game)

1991-92 (64 teams)

East Tennessee State 87, ARIZ 80.....Southeast 1st...Mar. 20..... Atlanta, Ga.
 Alabama 80, STAN 75.....Southeast 1st...Mar. 19..... Cincinnati, Ohio

UCLA 73, Robert Morris 53.....West 1st.....Mar. 20..... Tempe, Ariz.
 UCLA 85, Louisville 69.....West 2nd.....Mar. 22..... Tempe, Ariz.
 UCLA 85, New Mexico State 78.....West RSF.....Mar. 26..... Tempe, Ariz.
 Indiana 106, UCLA 79.....West RF.....Mar. 28...Albuquerque, N.M.

USC 84, Northeast Louisiana 54.....Midwest 1st.....Mar. 19.....Milwaukee, Wisc.
 Georgia Tech 79, USC 78.....Midwest 2nd....Mar. 21.....Milwaukee, Wisc.

1992-93 (64 teams)

Santa Clara 64, ARIZ 61.....West 1st.....Mar. 18.. Salt Lake City, Utah
 CAL 66, Louisiana State 61.....Midwest 1st.....Mar. 18..... Chicago, Ill.
 CAL 82, Duke 77.....Midwest 2nd....Mar. 20..... Chicago, Ill.
 Kansas 93, CAL 76.....Midwest RSF...Mar. 26..... St. Louis, Mo.

UCLA 81, Iowa State 70.....West 1st.....Mar. 19..... Tucson, Ariz.
 Michigan 86, UCLA 84 (OT).....West 2nd.....Mar. 21..... Tucson, Ariz.

UTAH 86, Pittsburgh 65.....Southeast 1st...Mar. 19..... Nashville, Tenn.
 Kentucky 83, UTAH 62.....Southeast 2nd .Mar. 21..... Nashville, Tenn.
 (UTAH not a Conference member at time of game)

1993-94 (64 teams)

ARIZ 81, Loyola (Md.) 55.....West 1st.....Mar. 18.... Sacramento, Calif.
 ARIZ 71, Virginia 58.....West 2nd.....Mar. 20.... Sacramento, Calif.
 ARIZ 82, Louisville 70.....West RSF.....Mar. 24.... Los Angeles, Calif.
 ARIZ 92, Missouri 72.....West RF.....Mar. 26.... Los Angeles, Calif.
 Arkansas 91, ARIZ 82.....NSF.....Apr. 2..... Charlotte, N.C.

Wisconsin-Green Bay 61, CAL 57.....West 1st.....Mar. 17.....Ogden, Utah

Tulsa 112, UCLA 102.....Midwest 1st.....Mar. 18 Oklahoma City, Okla.

Boston College 67, WSU 64.....East 1st.....Mar. 18..... Landover, Md.

1994-95 (64 teams)

Miami (Ohio) 71, ARIZ 62.....Midwest 1st.....Mar. 16..... Dayton, Ohio

ASU 81, Ball State 66.....Southeast 1st...Mar. 16..... Memphis, Tenn.
 ASU 64, Manhattan 54.....Southeast 1st...Mar. 18..... Memphis, Tenn.
 Kentucky 97, ASU 73.....RSF.....Mar. 23..... Birmingham, Ala.

Texas 90, ORE 73.....West 1st.....Mar. 16.. Salt Lake City, Utah

STAN 70, UNC-Charlotte 68.....East 1st.....Mar. 17.....Albany, N.Y.
 Massachusetts 75, STAN 53.....East 2nd.....Mar. 19.....Albany, N.Y.

UCLA 92, Florida International 56.....West 1st.....Mar. 17..... Boise, Idaho
 UCLA 75, Missouri 74.....West 2nd.....Mar. 19..... Boise, Idaho
 UCLA 86, Mississippi State 67.....RSF.....Mar. 23.....Oakland, Calif.
 UCLA 102, Connecticut 96.....RF.....Mar. 25.....Oakland, Calif.
 UCLA 74, Oklahoma State 61.....NSF.....Apr. 1..... Seattle, Wash.
 UCLA 89, Arkansas 78.....NC.....Apr. 3..... Seattle, Wash.

UTAH 76, Long Beach State 64.....West 1st.....Mar. 17..... Boise, Idaho
 Mississippi State 78, UTAH 64.....West 2nd.....Mar. 19..... Boise, Idaho
 (UTAH not a Conference member at time of game)

1995-96 (64 teams)

ARIZ 90, Valparaiso 51 West 1st..... Mar. 15..... Tempe, Ariz.
 ARIZ 87, Iowa 73 West 2nd Mar. 17..... Tempe, Ariz.
 Kansas 83, ARIZ 80 RSF Mar. 22..... Denver, Colo.
 Iowa State 74, CAL 64 Southeast 1st... Mar. 14..... Dallas, Texas

STAN 66, Bradley 58 East 1st Mar. 14..... Providence, R.I.
 Massachusetts 79, STAN 74 East 2nd Mar. 16..... Providence, R.I.

Princeton 43, UCLA 41 Southeast 1st... Mar. 14..... Indianapolis, Ind.

UTAH 72, Canisius 43 Midwest 1st Mar. 14..... Dallas, Texas
 UTAH 73, Iowa State 67 Midwest 2nd Mar. 16..... Dallas, Texas
 Kentucky 101, UTAH 70 Midwest RSF ... Mar. 21... Minneapolis, Minn.
 (UTAH not a Conference member at time of game)

1996-97 (64 teams)

ARIZ 65, South Alabama 57 Southeast 1st... Mar. 13..... Memphis, Tenn.
 ARIZ 73, College of Charleston 69 Southeast 2nd . Mar. 15..... Memphis, Tenn.
 ARIZ 85, Kansas 82 RSF Mar. 21..... Birmingham, Ala.
 ARIZ 96, Providence 92 (OT) RF Mar. 23..... Birmingham, Ala.
 ARIZ 66, North Carolina 58 NSF Mar. 29..... Indianapolis, Ind.
 ARIZ 84, Kentucky 79 (OT) NC..... Mar. 31..... Indianapolis, Ind.

CAL 55, Princeton 52 East 1st Mar. 13 Winston-Salem, N.C.
 CAL 75, Villanova 68 East 2nd Mar. 15 Winston-Salem, N.C.
 North Carolina 63, CAL 57 RSF Mar. 21..... Syracuse, N.Y.

STAN 80, Oklahoma 67 West 1st..... Mar. 14..... Tucson, Ariz.
 STAN 72, Wake Forest 66 West 2nd Mar. 16..... Tucson, Ariz.
 Utah 82, STAN 77 (OT) RSF Mar. 20..... San Jose, Calif.

UCLA 109, Charleston Southern 75 Midwest 1st Mar. 13.. Auburn Hills, Mich.
 UCLA 96, Xavier 83 Midwest 2nd Mar. 15.. Auburn Hills, Mich.
 UCLA 74, Iowa State 73 (OT) RSF Mar. 20... San Antonio, Texas
 Minnesota 80, UCLA 72 RF Mar. 22... San Antonio, Texas

Illinois 90, USC 77 Southeast 1st... Mar. 14..... Charlotte, N.C.

COLO 80, Indiana 62 East 1st Mar. 14 Winston-Salem, N.C.
 North Carolina 73, COLO 56 East 2nd Mar. 16 Winston-Salem, N.C.
 (COLO not a Conference member at time of game)

UTAH 75, Navy 61 West 1st..... Mar. 14..... Tucson, Ariz.
 UTAH 77, UNC Charlotte 58 West 2nd Mar. 26..... Tucson, Ariz.
 UTAH 82, STAN 77 (OT) West RSF..... Mar. 20..... San Jose, Calif.
 Kentucky 72, UTAH 59 West RF Mar. 22..... San Jose, Calif.
 (UTAH not a Conference member at time of game)

1997-98 (64 teams)

ARIZ 99, Nicholls State 60 West 1st..... Mar. 12..... Sacramento, Calif.
 ARIZ 82, Illinois State 49 West 2nd Mar. 14... Sacramento, Calif.
 ARIZ 87, Maryland 79 RSF Mar. 19..... Anaheim, Calif.
 Utah 76, ARIZ 51 RF Mar. 21..... Anaheim, Calif.

STAN 67, College of Charleston 57 Midwest 1st Mar. 13..... Chicago, Ill.
 STAN 83, Western Michigan 65 Midwest 2nd Mar. 15..... Chicago, Ill.
 STAN 67, Purdue 59 RSF Mar. 20..... St. Louis, Mo.
 STAN 79, Rhode Island 77 RF Mar. 22..... St. Louis, Mo.
 Kentucky 86, STAN 85 (OT) NSF Mar. 28... San Antonio, Texas

UCLA 65, Miami, Fla. 62 South 1st Mar. 13..... Atlanta, Ga.
 UCLA 85, Michigan 82 South 2nd Mar. 15..... Atlanta, Ga.
 Kentucky 94, UCLA 68 RSF Mar. 20... St. Petersburg, Fla.

WASH 69, Xavier 68 East 1st Mar. 12..... Washington, D.C.
 WASH 81, Richmond 66 East 2nd Mar. 14..... Washington, D.C.
 Connecticut 75, WASH 74 RSF Mar. 19..... Greensboro, N.C.

UTAH 85, San Francisco 68 West 1st..... Mar. 12..... Boise, Idaho
 UTAH 75, Arkansas 69 West 2nd Mar. 14..... Boise, Idaho
 UTAH 65, West Virginia 62 West RSF Mar. 19..... Anaheim Calif.
 UTAH 76, ARIZ 51 West RF Mar. 21..... Anaheim, Calif.
 UTAH 65, North Carolina 59 NSF Mar. 28... San Antonio, Texas
 Kentucky 78, UTAH 69 NC..... Mar. 30... San Antonio, Texas
 (UTAH not a Conference member at time of game)

1998-99 (64 teams)

Oklahoma 61, ARIZ 60 Midwest 1st Mar. 12..... Milwaukee, Wis.

STAN 69, Alcorn State 57 West 1st..... Mar. 11..... Seattle, Wash.
 Gonzaga 82, STAN 74 West 2nd Mar. 13..... Seattle, Wash.

Detroit 56, UCLA 53 South 1st Mar. 11..... Indianapolis, Ind.

Miami (Ohio) 59, WASH 58 Midwest 1st Mar. 12..... New Orleans, La.

UTAH 80, Arkansas State 58 Midwest 1st Mar. 12..... New Orleans, La.
 Miami (Ohio) 66, UTAH 58 Midwest 2nd Mar. 14..... New Orleans, La.
 (UTAH not a Conference member at time of game)

1999-00 (64 teams)

ARIZ 71, Jackson State 47 West 1st..... Mar. 16.. Salt Lake City, Utah
 Wisconsin 66, ARIZ 59 West 2nd Mar. 18.. Salt Lake City, Utah

Seton Hall 72, ORE 71 East 1st Mar. 17..... Buffalo, New York

STAN 84, S. Carolina St. South 1st Mar. 17..... Birmingham, Ala.
 North Carolina 60, STAN 53 South 2nd Mar. 19..... Birmingham, Ala.

UCLA 65, Ball State 57 Midwest 1st Mar. 16... Minneapolis, Minn.
 UCLA 105, Maryland 70 Midwest 2nd Mar. 18... Minneapolis, Minn.
 Iowa State 80, UCLA 56 Midwest RSF ... Mar. 23.. Auburn Hills, Mich.

UTAH 48, Saint Louis 45 Midwest 1st Mar. 16..... Cleveland, Ohio
 Michigan State 73, UTAH 61 Midwest 2nd Mar. 17..... Cleveland, Ohio
 (UTAH not a Conference member at time of game)

2000-01 (64 teams)

ARIZ 101, Eastern Illinois 76 Midwest 1st Mar. 16..... Kansas City, Mo.
 ARIZ 73, Butler 52 Midwest 2nd Mar. 18..... Kansas City, Mo.
 ARIZ 66, Mississippi 56 Midwest RSF ... Mar. 23... San Antonio, Texas
 ARIZ 87, Illinois 81 Midwest RF Mar. 25... San Antonio, Texas
 ARIZ 80, Michigan State 61 NSF Mar. 31... Minneapolis, Minn.
 Duke 82, ARIZ 72 NC..... Apr. 2 Minneapolis, Minn.

Fresno State 82, CAL 70 South 1st Mar. 16..... Memphis, Tenn.

STAN 89, UNC Greensboro 60 West 1st..... Mar. 15..... San Diego, Calif.
 STAN 90, St. Joseph's 83 West 2nd Mar. 17..... San Diego, Calif.
 STAN 78, Cincinnati 65 West RSF Mar. 22..... Anaheim, Calif.
 Maryland 87, STAN 71 West RF Mar. 24..... Anaheim, Calif.

UCLA 61, Hofstra 48 East 1st Mar. 15..... Greensboro, N.C.
 UCLA 75, Utah State 50 East 2nd Mar. 17..... Greensboro, N.C.
 Duke 76, UCLA 63 East RSF Mar. 22..... Philadelphia, Pa.

USC 69, Oklahoma State 54 East 1st Mar. 15..... Uniondale, N.Y.
 USC 74, Boston College 71 East 2nd Mar. 17..... Uniondale, N.Y.
 USC 80, Kentucky 76 East RSF Mar. 22..... Philadelphia, Pa.
 Duke 79, USC 69 East RF Mar. 24..... Philadelphia, Pa.

2001-02 (64 teams)

ARIZ 86, UC Santa Barbara 81 1st Mar. 14... Albuquerque, N.M.
 ARIZ 68, Wyoming 60 2nd Mar. 16... Albuquerque, N.M.
 Oklahoma 88, ARIZ 67 West RSF Mar. 21..... San Jose, Calif.

CAL 82, Pennsylvania 75 1st Mar. 15..... Pittsburgh, Pa.
 Pittsburgh 63, CAL 50 2nd Mar. 17..... Pittsburgh, Pa.

ORE 81, Montana 62 1st Mar. 14... Sacramento, Calif.
 ORE 92, Wake Forest 87 2nd Mar. 16... Sacramento, Calif.
 ORE 72, Texas 70 Midwest RSF ... Mar. 22..... Madison, Wisc.
 Kansas 104, ORE 86 Midwest RF Mar. 23..... Madison, Wisc.

STAN 84, Western Kentucky 69 1st Mar. 14... Sacramento, Calif.
 Kansas 86, STAN 63 2nd Mar. 16... Sacramento, Calif.

UCLA 80, Mississippi 58 1st Mar. 15..... Pittsburgh, Penn.
 UCLA 105, Cincinnati 101 (2OT) 2nd Mar. 17..... Pittsburgh, Penn.
 Missouri 82, UCLA 73 West RSF Mar. 21..... San Jose, Calif.

UNC-Wilmington 93, USC 89 (OT) 1st Mar. 14... Sacramento, Calif.
 Indiana 75, UTAH 56 South 1st Mar. 14... Sacramento, Calif.
 (UTAH not a Conference member at time of game)

2002-03 (64 teams)

ARIZ 80, Vermont 511st..... Mar. 20.. Salt Lake City, Utah
 ARIZ 96, Gonzaga 95 (2OT).....2nd Mar. 22.. Salt Lake City, Utah
 ARIZ 88, Notre Dame 71..... West RSF..... Mar. 27..... Anaheim, Calif.
 Kansas 78, Arizona 75 West RF Mar. 29..... Anaheim, Calif.

ASU 84, Memphis 71.....1st..... Mar. 20 Oklahoma City, Okla.
 Kansas 108, ASU 76.....2nd Mar. 22 Oklahoma City, Okla.

CAL 76, North Carolina State 74 (OT) ..1st..... Mar. 20 Oklahoma City, Okla.
 Oklahoma 74, CAL 652nd Mar. 22 Oklahoma City, Okla.

UTAH 60, ORE 58.....Midwest 1st Mar. 21..... Nashville, Tenn.

STAN 77, San Diego 69.....1st..... Mar. 20..... Spokane, Wash.
 Connecticut 85, STAN 74.....2nd Mar. 22..... Spokane, Wash.

Michigan State 79, COLO 641st..... Mar. Mar. 21 Tampa, Fla.

UTAH 60, ORE 58.....Midwest 1st Mar. 21..... Nashville, Tenn.
 Kentucky 74, UTAH 54Midwest 2nd Mar. 23..... Nashville, Tenn.
 (UTAH not a Conference member at time of game)

2003-04 (65 teams)

Seton Hall 80, ARIZ 761st..... Mar. 18..... Raleigh, N.C.

STAN 71, UT-San Antonio 451st..... Mar. 18..... Seattle, Wash.
 Alabama 70, STAN 67.....2nd Mar. 20..... Seattle, Wash.

UAB 102, WASH 100.....1st..... Mar. 19..... Columbus, Ohio

Boston College 58, UTAH 51.....1st..... Mar. 19..... St. Louis, Mo.
 (UTAH not a Conference member at time of game)

2004-05 (65 teams)

ARIZ 66, Utah State 531st..... Mar. 17..... Boise, Idaho
 ARIZ 85, UAB 63.....2nd Mar. 19..... Boise, Idaho
 ARIZ 79, Oklahoma State 78.....RSF Mar. 24..... Chicago, Ill.
 Illinois 90, ARIZ 89 (OT).....RF Mar. 26..... Chicago, Ill.

Mississippi State 93, STAN 701st..... Mar. 18..... Charlotte, N.C.

Texas Tech 78, UCLA 661st..... Mar. 17..... Tucson, Ariz.

WASH 88, Montana 771st..... Mar. 17..... Boise, Idaho
 WASH 97, Pacific 79.....2nd Mar. 19..... Boise, Idaho
 Louisville 93, WASH 79RSF Mar. 24...Albuquerque, N.M.

UTAH 60, UTEP 54.....1st..... Mar. 17..... Tucson, Ariz.
 UTAH 67, Oklahoma 582nd Mar. 19..... Tucson, Ariz.
 Kentucky 62, UTAH 52RSF Mar. 24..... Austin, Texas
 (UTAH not a Conference member at time of game)

2005-06 (65 teams)

ARIZ 94, Wisconsin 75.....1st..... Mar. 17..... Philadelphia, Pa.
 Villanova 82, ARIZ 78.....2nd Mar. 19..... Philadelphia, Pa.

North Carolina State 58, CAL 521st..... Mar. 17..... Dallas, Texas

UCLA 78, Belmont 441st..... Mar. 16..... San Diego, Calif.
 UCLA 62, Alabama 592nd Mar. 18..... San Diego, Calif.
 UCLA 73, Gonzaga 71.....RSF Mar. 23..... Oakland, Calif.
 UCLA 50, Memphis 45.....RF Mar. 25..... Oakland, Calif.
 UCLA 59, Louisiana State 45.....NSF Apr. 1 Indianapolis, Ind.
 Florida 73, UCLA 57NC..... Apr. 3 Indianapolis, Ind.

WASH 75, Utah State 611st..... Mar. 16..... San Diego, Calif.
 WASH 67, Illinois 642nd Mar. 18..... San Diego, Calif.
 Connecticut 98, WASH 92 (OT)RSF Mar. 24..... Washington, D.C.

2006-07 (65 teams)

Purdue 72, ARIZ 63.....1st..... Mar. 16..... New Orleans, La.

ORE 58, Miami (Ohio) 561st..... Mar. 16..... Spokane, Wash.
 ORE 75, Winthrop 612nd Mar. 18..... Spokane, Wash.
 ORE 76, UNLV 72RSF Mar. 23..... St. Louis, Mo.
 Florida 85, ORE 77RF Mar. 25..... St. Louis, Mo.

Louisville 78, STAN 581st..... Mar. 15..... Lexington, Ky.

UCLA 70, Weber State 421st..... Mar. 15.... Sacramento, Calif.
 UCLA 54, Indiana 492nd Mar. 17.... Sacramento, Calif.
 UCLA 64, Pittsburgh 55RSF Mar. 22..... San Jose, Calif.
 UCLA 68, Kansas 55RF Mar. 24..... San Jose, Calif.
 Florida 76, UCLA 66NSF Mar. 31..... Atlanta, Ga.

USC 77, Arkansas 60.....1st..... Mar. 16..... Spokane, Wash.
 USC 87, Texas 682nd Mar. 18..... Spokane, Wash.
 North Carolina 74, USC 64.....RSF Mar. 23 East Rutherford, N.J.

WSU 70, Oral Roberts 541st..... Mar. 15.... Sacramento, Calif.
 Vanderbilt 78, WSU 74 (2OT).....2nd Mar. 17.... Sacramento, Calif.

2007-08 (65 teams)

West Virginia 75, ARIZ 651st..... Mar. 20..... Washington, D.C.

Mississippi State 76, ORE 69.....1st..... Mar. 21..... Little Rock, Ark.

STAN 77, Cornell 531st..... Mar. 20..... Anaheim, Calif.
 STAN 82, Marquette 812nd Mar. 22..... Anaheim, Calif.
 Texas 82, STAN 62.....RSF Mar. 28..... Houston, Texas

UCLA 70, Mississippi Valley State 29...1st..... Mar. 20..... Anaheim, Calif.
 UCLA 51, Texas A&M 49.....2nd Mar. 22..... Anaheim, Calif.
 UCLA 88, Western Kentucky 27RSF Mar. 27..... Phoenix, Ariz.
 UCLA 76, Xavier 57RF Mar. 29..... Phoenix, Ariz.
 Memphis 78, UCLA 63.....NSF Apr. 5 San Antonio, Texas

Kansas State 80, USC 671st..... Mar. 20..... Omaha, Neb.

WSU 71, Winthrop 401st..... Mar. 20..... Denver, Colo.
 WSU 61, Notre Dame 412nd Mar. 22..... Denver, Colo.
 North Carolina 68, WSU 47RSF Mar. 27..... Charlotte, N.C.

2008-09 (65 teams)

ARIZ 84, Utah 71.....1st..... Mar. 20..... Miami, Fla.
 ARIZ 71, Cleveland State 57.....2nd Mar. 22..... Miami, Fla.
 Louisville 103, ARIZ 64RSF Mar. 27..... Indianapolis, Ind.

ASU 66, Temple 57.....1st..... Mar. 20..... Miami, Fla.
 Syracuse 78, ASU 67.....2nd Mar. 22..... Miami, Fla.

Maryland 84, CAL 711st..... Mar. 19..... Kansas City, Mo.

UCLA 65, Virginia Commonwealth 64 ..1st..... Mar. 19..... Philadelphia, Pa.
 Villanova 89, UCLA 692nd Mar. 21..... Philadelphia, Pa.

USC 72, Boston College 551st..... Mar. 20...Minneapolis, Minn.
 Michigan State, 74, USC 692nd Mar. 22...Minneapolis, Minn.

WASH 71, Mississippi State 58.....1st..... Mar. 19..... Portland, Ore.
 Purdue 76, WASH 74.....2nd Mar. 21..... Portland, Ore.

ARIZ 84, UTAH 711st..... Mar. 20..... Miami, Fla.
 (UTAH not a Conference member at time of game)

2009-10 (65 teams)

CAL 77, Louisville 62.....1st..... Mar. 19..... Jacksonville, Fla.
 Duke 68, California 532nd Mar. 21..... Jacksonville, Fla.

WASH 80, Marquette 781st..... Mar. 18..... San Jose, Calif.
 WASH 82, New Mexico 642nd Mar. 20..... San Jose, Calif.
 West Virginia 69, WASH 56.....RSF Mar. 25..... Syracuse, N.Y.

2010-11 (68 teams)

ARIZ 77, Memphis 752nd Mar. 18..... Tulsa, Okla.
 ARIZ 70, Texas 693rd Mar. 19..... Tulsa, Okla.
 ARIZ 93, Duke 77RSF Mar. 24..... Anaheim, Calif.
 Connecticut 65, ARIZ 63.....RF Mar. 26..... Anaheim, Calif.

UCLA 78, Michigan State 762nd Mar. 17..... Tampa, Fla.
 Florida 73, UCLA 653rd Mar. 19..... Tampa, Fla.

VCU 73, USC 651st..... Mar. 16..... Dayton, Ohio

WASH 68, Georgia 652nd Mar. 18..... Charlotte, N.C.
 North Carolina 86, WASH 833rd Mar. 20..... Charlotte, N.C.

2011-12 (68 teams)

South Florida 65, CAL 541st..... Mar. 14..... Dayton, Ohio

COLO 68, UNLV 642nd Mar. 15...Albuquerque, N.M.
 Baylor 80, COLO 633rd Mar. 17...Albuquerque, N.M.

2012-13 (68 teams)

ARIZ 81, Belmont 642nd Mar. 21.. Salt Lake City, Utah
 ARIZ 74, Harvard 513rd Mar. 23.. Salt Lake City, Utah
 Ohio State 73, ARIZ 70RSF Mar. 28.... Los Angeles, Calif.

CAL 64, UNLV 612nd Mar. 21..... San Jose, Calif.
 Syracuse 66, CAL 60.....3rd Mar. 23..... San Jose, Calif.

Illinois 57, COLO 492nd Mar. 22..... Austin, Texas


ORE 60, Oklahoma State 552nd Mar. 21..... San Jose, Calif.
 ORE 74, Saint Louis 573rd Mar. 23..... San Jose, Calif.
 Louisville 77, ORE 69RSF Mar. 28..... Indianapolis, Ind.

Minnesota 83, UCLA 632nd Mar. 22..... Austin, Texas

NCAA CHAMPIONS FROM THE PAC-12 (16)

1938-39	Oregon
1941-42	Stanford
1943-44	Utah
1958-59	California
1963-64	UCLA
1964-65	UCLA
1966-67	UCLA
1967-68	UCLA
1968-69	UCLA
1969-70	UCLA
1970-71	UCLA
1971-72	UCLA
1972-73	UCLA
1974-75	UCLA
1994-95	UCLA
1996-97	Arizona

The Pac-12 has had considerable success in the National Invitation Tournament (NIT), as five current members have captured the NIT crown - Colorado (1940), Utah (1944), UCLA (1985), Stanford (1991 and 2012) and California (1999). Colorado also finished second in 1991, as did Utah in 1974. Meanwhile third-place finishes were turned in by Oregon in 1975 and 2004, Colorado in 1955 and 2011, Utah in 1992, and Washington State in 2011. The league now stands at 75-70 (.517) in America's original postseason tourney. The records of all Pac-12 members in the NIT:



School (Seasons)	Yrs	W-L	PCT	1st	2nd	3rd	4th
Arizona (1946, 50-51, 12)	4	0-4	.000	0	0	0	0
Arizona State (1983, 90, 92-94, 98, 00, 02, 05, 08, 10, 13)	12	6-12	.333	0	0	0	0
California (1986-87, 89, 99-00, 08, 11)	7	12-6	.667	1	0	0	0
Colorado (1938, 40, 91, 95, 99-00, 04, 06, 11)	9	12-8	.600	1	1	1	0
Oregon (1975-77, 84, 88, 90, 97, 99, 04, 12)	10	13-11	.542	0	0	2	1
Oregon State (1979, 83, 87, 05)	4	3-4	.429	0	0	0	0
Stanford (1988, 90-91, 94, 06, 12-13)	7	13-5	.722	2	0	0	0
UCLA (1985-86)	2	5-1	.833	1	0	0	0
USC (1973, 93-94, 99)	4	2-4	.333	0	0	0	0
Utah (1944, 47, 49, 57-58, 70, 74, 87-88, 92, 01)	11	11-10	.524	1	0	1	0
Washington (1980, 82, 87, 96-97, 12-13)	7	6-7	.462	0	0	1	0
Washington State (1992, 95-96, 09, 11)	5	7-5	.500	0	0	1	0
TOTALS		87-76	.534	6	1	5	1

Note: Arizona (0-3), Colorado (12-8), and Utah (11-10) combined to post a 23-21 record while not Conference members. Thus, Pac-12 representatives' record in the NIT is now 55-50 (.524). Pac-12 members also combine for a 72-61 (.541) record in NIT games which did not match two Conference members.

YEARLY NIT RESULTS

(Pac-12 schools only – Field size in parenthesis)

1937-38

COLO 48, New York University 47Semi..... Mar. 14..... New York, N.Y.
 Temple 60, COLO 34.....Champ Mar. 16..... New York, N.Y.
 (COLO not Pac-12 member at time of game)

1939-40

COLO 52, DePaul 37Semi..... Mar. 13..... New York, N.Y.
 COLO 51, Duquesne 40Champ Mar. 14..... New York, N.Y.
 (COLO not Conference member at time of game)

1943-44

Kentucky 46, UTAH 381st..... Mar. 20..... New York, N.Y.
 (UTAH not Conference member at time of game)

1945-46 (8 teams)

Kentucky 77, ARIZ 531st..... n/a..... New York, N.Y.
 (ARIZ not Conference member at time of game)

1946-47 (12 teams)

UTAH 45, Duquesne 441st..... Mar. 17..... New York, N.Y.
 UTAH 64, West Virginia 62Semi..... Mar. 19..... New York, N.Y.
 UTAH 49, Kentucky 45Champ Mar. 24..... New York, N.Y.
 (UTAH not Conference member at time of game)

1948-49 (12 teams)

San Francisco 64, UTAH 631st..... Mar. 15..... New York, N.Y.
 (UTAH not Conference member at time of game)

1949-50 (12 teams)

LaSalle 72, ARIZ 661st..... n/a..... New York, N.Y.
 (ARIZ not Conference member at time of game)

1950-51 (12 teams)

Dayton 74, ARIZ 681st..... n/a..... New York, N.Y.
 (ARIZ not Conference member at time of game)

1956-57

Memphis State 77, UTAH 751st..... Mar. 16..... New York, N.Y.
 (UTAH not Conference member at time of game)

1957-58

St. John's 71, UTAH 701st..... Mar. 15..... New York, N.Y.
 (UTAH not Conference member at time of game)

1969-70 (16 teams)

UTAH 78, Duke 751st..... Mar. 14..... New York, N.Y.
 Marquette 83, UTAH 632nd Mar. 17..... New York, N.Y.
 (UTAH not Conference member at time of game)

1972-73 (16 teams)

Notre Dame 69, USC 651st..... n/a..... New York, N.Y.

1973-74 (16 teams)

UTAH 102, Rutgers 891st..... Mar. 17..... New York, N.Y.
 UTAH 92, Memphis 782nd Mar. 21..... New York, N.Y.
 UTAH 117, Boston College 93Semi..... Mar. 23..... New York, N.Y.
 Purdue 87, UTAH 81Champ Mar. 24..... New York, N.Y.
 (UTAH not Conference member at time of game)

1974-75 (16 teams)

ORE 85, St. Peter's 791st..... Mar. 16..... New York, N.Y.
 ORE 68, Oral Roberts 592nd Mar. 20..... New York, N.Y.
 Princeton 58, ORE 57Semi..... Mar. 22..... New York, N.Y.
 ORE 80, St. John's 78Consolation..... Mar. 23..... New York, N.Y.

1975-76 (16 teams)

N. Car.-Charlotte 79, ORE 721st..... n/a..... New York, N.Y.

1976-77 (16 teams)

ORE 90, Oral Roberts 891st..... n/a..... New York, N.Y.
 St. Bonaventure 76, ORE 732nd n/a..... New York, N.Y.

1978-79 (24 teams)

Nevada 62, OSU 61 (20T)1st..... n/a..... Corvallis, Ore.

1979-80 (32 teams)

Nevada-Las Vegas 93, WASH 731st..... Mar. 7..... Las Vegas, Nev.

1981-82 (32 teams)

WASH 66, Brigham Young 631st..... Mar. 10..... Provo, Utah
 Texas A&M 69, WASH 652nd Mar. 15..... Seattle, Wash.

1982-83 (32 teams)

OSU 77, Idaho 591st..... n/a..... Corvallis, Ore.
 OSU 88, New Orleans 712nd n/a..... Corvallis, Ore.
 Fresno State 76, OSU 67Semi..... n/a..... Corvallis, Ore.

ASU 87, Cal State Fullerton 831st..... n/a..... Tempe, Ariz.
 Texas Christian 78, ASU 762nd n/a..... Tempe, Ariz.

1983-84 (32 teams)

Santa Clara 66, ORE 531st..... Mar. 15..... Eugene, Ore.

1984-85 (32 teams)

UCLA 78, Montana 471st..... Mar. 13.... Los Angeles, Calif.
 UCLA 82, Nebraska 632nd Mar. 19.... Los Angeles, Calif.
 UCLA 53, Fresno State 433rd Mar. 23.... Los Angeles, Calif.
 UCLA 75, Louisville 66Semi..... Mar. 27..... New York, N.Y.
 UCLA 65, Indiana 62Champ. Mar. 29..... New York, N.Y.

1985-86 (32 teams)

Loyola Marymount 80, CAL 751st..... Mar. 13..... Berkeley, Calif.
 UC Irvine 80, UCLA 741st..... Mar. 13.... Los Angeles, Calif.

1986-87 (32 teams)

WASH 98, Montana St. 90 (OT).....1st..... Mar. 11..... Bozeman, Mont.
 WASH 73, Boise State 682nd Mar. 16..... Seattle, Wash.
 Nebraska 81, WASH 763rd Mar. 21..... Lincoln, Neb.
 CAL 72, Cal St. Full. 68 (OT)1st..... Mar. 13..... Berkeley, Calif.
 CAL 65, OSU 622nd Mar. 17..... Corvallis, Ore.
 Arkansas-Little Rock 80, CAL 733rd Mar. 21..... Little Rock, Ark.

OSU 85, New Mexico 821st..... Mar. 11...Albuquerque, N.M.
 CAL 65, OSU 622nd Mar. 17..... Corvallis, Ore.

Boise State 62, UTAH 611st..... Mar. 11..... Boise, Idaho
 (UTAH not Conference member at time of game)

1987-88 (32 teams)

ORE 81, Santa Clara 651st..... Mar. 17..... Eugene, Ore.
 New Mexico 78, ORE 592nd Mar. 22...Albuquerque, N.M.
 STAN 80, Long Beach State 771st..... Mar. 17..... Stanford, Calif.
 Arkansas State 60, STAN 592nd Mar. 22..... Stanford, Calif.

Evansville 66, UTAH 551st..... Mar. 17..... Evansville, Ind.
 (UTAH not Conference member at time of game)

1988-89 (32 teams)

CAL 73, Hawaii 571st..... Mar. 16..... Berkeley, Calif.
 Connecticut 73, CAL 722nd Mar. 20..... Hartford, Conn.

1989-90 (32 teams)

Long Beach State 86, ASU 711st..... Mar. 16..... Tempe, Ariz.
 New Mexico 89, ORE 781st..... Mar. 16...Albuquerque, N.M.
 Hawaii 69, STAN 571st..... Mar. 15..... Honolulu, Hawaii

1990-91 (32 teams)

STAN 93, Houston 861st..... Mar. 13..... Stanford, Calif.
 STAN 80, Wisconsin 722nd Mar. 18..... Madison, Wis.
 STAN 78, Southern Illinois 683rd Mar. 21..... Carbondale, Ill.
 STAN 73, Massachusetts 71Semi..... Mar. 25..... New York, N.Y.
 STAN 78, Oklahoma 72Champ Mar. 27..... New York, N.Y.
 COLO 71, Michigan 641st..... Mar. 13..... Boulder, Colo.
 COLO 83, Wyoming 752nd Mar. 18..... Boulder, Colo.
 COLO 81, Arkansas State 753rd Mar. 21..... Boulder, Colo.
 Oklahoma 88, Colorado 78Semi..... Mar. 25..... New York, N.Y.
 COLO 98, Massachusetts 91Consolation..... Mar. 27..... New York, N.Y.
 (COLO not Conference member at time of game)

1991-92 (32 teams)

ASU 71, UC Santa Barbara 651st..... Mar. 19.Santa Barbara, Calif.
 Utah 60, ASU 582nd Mar. 24..... Tempe, Ariz.
 WSU 72, Minnesota 701st..... Mar. 18..... Pullman, Wash.
 New Mexico 79, WSU 712nd Mar. 23...Albuquerque, N.M.
 UTAH 72, Ball State 571st..... Mar. 19.. Salt Lake City, Utah
 UTAH 60, ASU 582nd Mar. 24..... Tempe, Ariz.
 UTAH 84, Rhode Island 723rd Mar. 27.. Salt Lake City, Utah
 Notre Dame 58, UTAH 55Semi..... Mar. 30..... New York, N.Y.
 UTAH 81, Florida 78Consolation..... Apr. 1..... New York, N.Y.
 (UTAH not Conference member at time of game)

1992-93 (32 teams)

Georgetown 78, ASU 681st..... Mar. 18..... Tempe, Ariz.
 USC 90, Nevada-Las Vegas 741st..... Mar. 17..... Las Vegas, Nev.
 USC 71, Pepperdine 592nd Mar. 22.... Los Angeles, Calif.
 Minnesota 76, USC 583rd Mar. 24.. Bloomington, Minn.

1993-94 (32 teams)

Brigham Young 74, ASU 671st..... Mar. 17..... Provo, Utah
 Gonzaga 80, STAN 761st..... Mar. 17..... Stanford, Calif.
 Fresno State 79, USC 761st..... Mar. 16..... Fresno, Calif.

1994-95 (32 teams)

WSU 94, Texas Tech 821st..... Mar. 15..... Pullman, Wash.
 WSU 83, Illinois State 802nd Mar. 20..... Normal, Ill.
 Canisius 89, WSU 803rd Mar. 23..... Buffalo, N.Y.
 New Mexico State 98, COLO 831st..... Mar. 15..... Las Cruces, N.M.
 (COLO not Conference member at time of game)

1995-96 (32 teams)

Michigan State 64, WASH 501st..... Mar. 13.. East Lansing, Mich.
 WSU 92, Gonzaga 731st..... Mar. 14..... Pullman, Wash.
 Nebraska 82, WSU 732nd Mar. 19..... Lincoln, Neb.

1996-97 (32 teams)

Hawaii 71, ORE 611st..... Mar. 12..... Honolulu, Hawaii
 Nebraska 67, WASH 631st..... Mar. 12..... Lincoln, Neb.

1997-98 (32 teams)

Hawaii 90, ASU 731st..... Mar. 11..... Honolulu, Hawaii

1998-99 (32 teams)

CAL 79, Fresno State 711st..... Mar. 10..... Oakland, Calif.
 CAL 58, DePaul 572nd Mar. 16..... Chicago, Ill.
 CAL 71, Colorado State 623rd Mar. 18..... Oakland, Calif.
 CAL 85, ORE 69Semi..... Mar. 23..... New York, N.Y.
 CAL 61, Clemson 60Champ Mar. 25..... New York, N.Y.
 ORE 67, Georgia Tech 641st..... Mar. 10..... Eugene, Ore.
 ORE 93, Wyoming 722nd Mar. 15..... Eugene, Ore.
 ORE 77, Texas Christian 683rd Mar. 17..... Ft. Worth, Texas
 CAL 85, ORE 69Semi..... Mar. 23..... New York, N.Y.
 Xavier 106, ORE 75Consolation..... Mar. 25..... New York, N.Y.
 Wyoming 81, USC 771st..... Mar. 10..... Laramie, Wyo.

COLO 65, Pepperdine 611st..... Mar. 10..... Boulder, Colo.
 Colorado State 86, COLO 762nd Mar. 16..... Boulder, Colo.
 (COLO not Conference member at time of game)

1999-00 (32 teams)

CAL 70, Long Beach State 661st Mar. 15..... Oakland, Calif.
 CAL 60, Georgetown 492nd Mar. 21..... Oakland, Calif.
 Wake Forest 79, CAL 563rd Mar. 23 Winston-Salem, N.C.
 ASU 83, New Mexico State 771st..... Mar. 15 Tempe, Ariz.
 NC State 60, ASU 572nd Mar. 21..... Raleigh, N.C.


Southern Illinois 94, COLO 921st..... Mar. 16..... Boulder, Colo.
 (COLO not Conference member at time of game)

2000-01 (32 teams)

Memphis 71, UTAH 621st..... Mar. 13.. Salt Lake City, Utah
 (UTAH not Conference member at time of game)


2001-02 (32 teams)

UNLV 96, ASU 911st..... Mar. 12..... Las Vegas, Nev.




▶ Lew Alcindor (Kareem Abdul-Jabbar), UCLA


▶ Todd Lichti, Stanford




▶ Sean Elliott, Arizona



▶ Jason Kidd, California



▶ Mel Counts, Oregon State



FIELD GOAL PERCENTAGE

Year	Team	FG-FGA	PCT
1959-60	WASH	212-510	.417
1960-61	WASH	264-587	.450
1961-62	UCLA	305-708	.431
1962-63	WASH	245-603	.406
1963-64	UCLA	494-1113	.444
1964-65	OSU	304-695	.437
1965-66	OSU	298-666	.447
1966-67	UCLA	449-845	.531
1967-68	OSU	352-681	.517
1968-69	UCLA	461-860	.536
1969-70	UCLA	475-974	.488
1970-71	ORE	416-905	.460
1971-72	UCLA	526-1047	.502
1972-73	UCLA	468-937	.499
1973-74	UCLA	441-877	.503
1974-75	OSU	948-1938	.489
1975-76	OSU	839-1594	.526
1976-77	UCLA	1001-1994	.502
1977-78	UCLA	954-1883	.520
1978-79	UCLA	1053-1897	.555
1979-80	OSU	943-1732	.544
1980-81	OSU	862-1528	.564
1981-82	OSU	810-1518	.534
1982-83	STAN	752-1373	.548
1983-84	STAN	824-1574	.524
1984-85	OSU	759-1445	.525
1985-86	UCLA	878-1749	.502
1986-87	UCLA	960-1899	.506
1987-88	ARIZ	1147-2106	.545
1988-89	STAN	907-1739	.522
1989-90	ARIZ	879-1754	.501
1990-91	UCLA	1078-2085	.517
1991-92	ARIZ	967-1921	.503
1992-93	UCLA	985-1960	.503
1993-94	ARIZ	1108-2288	.484
1994-95	WSU	902-1743	.517
1995-96	UCLA	897-1698	.528
1996-97	UCLA	932-1791	.520
1997-98	UCLA	985-2011	.490
1998-99	WASH	749-1571	.477
1999-00	UCLA	952-1984	.480
2000-01	STAN	953-1865	.511
2001-02	ORE	1014-2082	.487
2002-03	ASU	886-1838	.482
2003-04	ARIZ	942-1938	.486
2004-05	WASH	1102-2271	.485
2005-06	UCLA	939-1987	.473
2006-07	ARIZ	846-1770	.478
2007-08	ORE	858-1788	.479
2008-09	UCLA	967-1973	.490
2009-10	CAL	966-2028	.476
2010-11	ARIZ	969-2064	.46948
2011-12	CAL	893-1878	.476
2012-13	ASU	902-1964	.459

DEFENSIVE FG PERCENTAGE

Year	Team	FG-FGA	PCT
1982-83	ORE	607-1292	.470
1983-84	WASH	646-1480	.436
1984-85	WASH	687-1590	.432
1985-86	ORE	720-1573	.458
1986-87	UCLA	838-1947	.430
1987-88	ARIZ	925-2160	.428
1988-89	ARIZ	869-2018	.431
1989-90	ARIZ	780-1990	.392
1990-91	ARIZ	903-2272	.397
1991-92	ARIZ	773-1887	.410
1992-93	ARIZ	710-1776	.400
1993-94	CAL	754-1848	.408
1994-95	UCLA	864-2119	.408
1995-96	UCLA	788-1908	.413
1996-97	CAL	779-1898	.410
1997-98	STAN	854-2052	.416
1998-99	STAN	719-1894	.380
1999-00	STAN	667-1893	.352
2000-01	ARIZ	862-2174	.397
2001-02	CAL	729-1743	.418
2002-03	STAN	782-1922	.407
2003-04	STAN	671-1745	.385
2004-05	WSU	557-1369	.407
2005-06	WSU	560-1438	.389
2006-07	USC	849-2178	.390
2007-08	USC	763-1935	.394
2008-09	WSU	626-1616	.387
2009-10	USC	591-1540	.384
2010-11	WSU	814-2040	.399
2011-12	COLO	812-2009	.404
2012-13	CAL	753-1915	.393

THREE PT FG PERCENTAGE

Year	Team	3P-3PA	PCT
1986-87	STAN	84-196	.429
1987-88	ARIZ	254-526	.483
1988-89	ASU	144-335	.430
1989-90	ORE	139-347	.401
1990-91	STAN	145-371	.391
1991-92	STAN	129-323	.399
1992-93	WSU	195-483	.404
1993-94	WSU	221-598	.370
1994-95	ARIZ	245-593	.413
1995-96	WSU	181-464	.390
1996-97	WSU	193-486	.397
1997-98	STAN	262-642	.408
1998-99	WSU	202-545	.371
1999-00	STAN	245-613	.400
2000-01	STAN	252-587	.429
2001-02	ORE	304-721	.422
2002-03	ORE	291-753	.386
2003-04	ORE	280-708	.395
2004-05	ARIZ	253-630	.402
2005-06	ASU	158-418	.378
2006-07	USC	207-523	.396
2007-08	ORE	279-711	.392
2008-09	CAL	210-492	.427
2009-10	CAL	228-609	.374
2010-11	ARIZ	296-745	.397
2011-12	STAN	252-665	.379
2012-13	ARIZ	269-725	.371

FREE THROW PERCENTAGE

Year	Team	FT-FTA	PCT
1959-60	UCLA	248-360	.690
1960-61	USC	238-316	.753
1961-62	WASH	229-326	.702
1962-63	WASH	187-266	.703
1963-64	STAN	249-340	.732
1964-65	USC	266-374	.711
1965-66	OSU	241-328	.735
1966-67	ORE	247-331	.746
1967-68	OSU	238-326	.730
1968-69	OSU	212-312	.679
1969-70	WSU	223-321	.695
1970-71	USC	261-366	.713
1971-72	OSU	237-321	.738
1972-73	OSU	191-251	.761
1973-74	UCLA	187-254	.736
1974-75	OSU	395-557	.709
1975-76	USC	385-508	.758
1976-77	OSU	355-478	.743
1977-78	UCLA	479-665	.720
1978-79	UCLA	462-611	.756
1979-80	WSU	494-683	.720
1980-81	STAN	484-648	.747
1981-82	STAN	461-633	.728
1982-83	STAN	617-839	.735
1983-84	OSU	450-620	.726
1984-85	STAN	533-737	.723
1985-86	UCLA	418-575	.727
1986-87	ASU	408-547	.746
1987-88	ARIZ	686*-932	.736
1988-89	ARIZ	627-846	.741
1989-90	WASH	408-551	.740
1990-91	OSU	385-520	.740
1991-92	WSU	554-729	.760
1992-93	WASH	386-530	.728
1993-94	ARIZ	629-884	.712
1994-95	STAN	603-827	.729
1995-96	STAN	558-736	.758
1996-97	STAN	561-752	.746
1997-98	ASU	493-661	.746
1998-99	ARIZ	600-845	.710
1999-00	ORE	481-646	.745
2000-01	ARIZ	703-940	.748
2001-02	ORE	662-861	.769
2002-03	ORE	530-685	.774
2003-04	ARIZ	511-650	.786
2004-05	ARIZ	541-697	.776
2005-06	STAN	500-655	.763
2006-07	CAL	400-520	.769
2007-08	CAL	533-687	.776
2008-09	WSU	343-446	.769
2009-10	CAL	543-717	.757
2010-11	ARIZ	671-899	.746
2011-12	CAL	477-641	.744
2012-13	UTAH	413-547	.755

• - Led NCAA

All statistics based on Conference games only prior to 1974-75.

SCORING

YEAR	PLAYER	G	PTS	AVG
1927-28	S: Vern Corbin, CAL	—	100	—
1928-29	S: Vern Corbin, CAL	—	90	—
1929-30	N: Harold Stowell, Idaho	16	171	10.7
	S: Kent Pursell, CAL	—	84	—
1930-31	N: Huntley Gordon, WSU	16	171	10.7
	S: Jack Read, CAL	—	72	—
1931-32	N: Huntley Gordon, WSU	16	135	8.4
	S: Jerry Nemer, USC	—	132	—
1932-33	N: Ed Lewis, OSU	16	173	10.8
	S: Hal Eifert, CAL	11	131	11.9
1933-34	N: Bob Galer, WASH	16	176	11.0
	S: Lee Guttero, USC	12	140	11.7
1934-35	N: Bob Galer, WASH	16	152	9.5
	S: Lee Guttero, USC	12	186	15.5
1935-36	N: Wally Palmberg, OSU	16	187	11.7
	S: Hank Luisetti, STAN	12	172	14.3
1936-37	N: Ivar Nelson, WSU	16	156	9.8
	S: Hank Luisetti, STAN	12	208	17.3
1937-38	N: Laddie Gale, ORE	20	249	12.5
	S: Hank Luisetti, STAN	12	232	19.3
1938-39	N: Laddie Gale, ORE	16	186	11.6
	S: Ralph Vaughn, USC	12	180	15.0
1939-40	N: John Dick, ORE	16	183	11.4
	S: Jackie Robinson, UCLA	12	148	12.3
1940-41	N: Vic Townsend, ORE	16	174	10.9
	S: Jackie Robinson, UCLA	12	133	11.1
1941-42	N: Ray Turner, Idaho	16	192	12.0
	S: Ernie Handlesman, UCLA	12	134	11.2
1942-43	N: Gale Bishop, WSU	16	224	14.0
	S: Gene Rock, USC	8	107	13.4
1943-44	N: Bob Hamilton, ORE	16	172	10.8
	S: Dick West, UCLA	6	48	8.0
1944-45	N: Vince Hanson, WSU	16	253	15.8
	S: Jack Nichols, USC	4	48	12.0
1945-46	N: Red Rocha, OSU	16	194	12.1
	S: Andy Wolfe, CAL	12	177	14.8
1946-47	N: Red Rocha, OSU	16	215	13.4
	S: Don Barksdale, UCLA	12	198	16.5
1947-48	N: Jack Nichols, WASH	16	265	16.6
	S: Chuck Hanger, CAL	12	170	14.2
1948-49	N: Roger Wiley, ORE	16	235	14.7
	S: Bill Sharman, USC	12	203	16.9
1949-50	N: Gene Conley, WSU	16	220	13.8
	S: Bill Sharman, USC	12	238	19.8
1950-51	N: Bob Houbregs, WASH	16	198	12.4
	S: Dick Ridgeway, UCLA	12	217	18.1
1951-52	N: Bob Houbregs, WASH	13	251	19.3
	S: Ed Tucker, STAN	12	184	15.3
1952-53	N: Bob Houbregs, WASH	16	406	25.4
	S: Bob McKeen, CAL	12	234	19.5
1953-54	N: Swede Halbrook, OSU	16	333	20.8
	S: Russ Lawler, STAN	12	210	17.5
1954-55	N: Jim Loscutt, ORE	16	314	19.6
	S: Bob McKeen, CAL	12	267	22.3
1955-56	Willie Naulls, UCLA	16	378	23.6
1956-57	Dave Gammee, OSU	16	353	22.1
1957-58	Gary Simmons, Idaho	16	346	21.6
1958-59	Walt Torrence, UCLA	16	344	21.5
1959-60	Bill Hanson, WASH	12	189	17.2
1960-61	John Rudometkin, USC	10	248	24.8
1961-62	John Rudometkin, USC	12	273	22.8
1962-63	Gordon Martin, USC	12	260	21.7
1963-64	Gail Goodrich, UCLA	15	326	21.7
1964-65	Jim Jarvis, USC	14	320	22.9
1965-66	John Block, USC	14	385	27.5
1966-67	Lew Alcindor, UCLA	14	384	27.4
1967-68	Lew Alcindor, UCLA	13	357	27.5
1968-69	Lew Alcindor, UCLA	14	309	22.1
1969-70	Stan Love, ORE	14	296	20.8
1970-71	Stan Love, ORE	14	382	27.3
1971-72	Bill Walton, UCLA	14	334	23.9
1972-73	Louie Nelson, WASH	14	307	21.9
1973-74	Ron Lee, ORE	14	269	19.2
1974-75	Steve Puidokas, WSU	25	559	22.4
1975-76	Richard Washington, UCLA	32	644	20.1
1976-77	Greg Ballard, ORE	29	629	21.7
1977-78	Cliff Robinson, USC	24	442	18.4
1978-79	David Greenwood, UCLA	30	596	19.9
1979-80	Don Collins, WSU	28	647	23.1

YEAR	PLAYER	G	PTS	AVG
1980-81	Steve Johnson, OSU	28	589	21.0
1981-82	Mark McNamara, CAL	27	593	22.0
1982-83	Byron Scott, ASU	33	713	21.6
1983-84	Keith Jones, STAN	31	619	20.0
1984-85	A.C. Green, OSU	31	591	19.1
1985-86	Reggie Miller, UCLA	29	750	25.9
1986-87	Jose Ortiz, OSU	30	668	22.3
1987-88	Anthony Taylor, ORE	26	555	21.3
1988-89	Sean Elliott, ARIZ	33	735	22.3
1989-90	Gary Payton, OSU	29	746	25.7
1990-91	Terrell Brandon, ORE	28	745	26.6
1991-92	Harold Miner, USC	30	789	26.3
1992-93	Chris Mills, ARIZ	28	570	20.4
1993-94	Lamond Murray, CAL	30	729	24.3
1994-95	Damon Stoudamire, ARIZ	30	684	22.8
1995-96	Shareef Abdur-Rahim, CAL	28	590	21.1
1996-97	Ed Gray, CAL	26	644	24.8
1997-98	Jeremy Veal, ASU	32	666	20.8
1998-99	Jason Terry, ARIZ	29	635	21.9
1999-00	Eddie House, ASU	32	736	23.0
2000-01	Sean Lampley, CAL	31	605	19.5
2001-02	Casey Jacobsen, STAN	30	658	21.9
2002-03	Joe Shipp, CAL	31	632	20.4
2003-04	Ike Diogu, ASU	27	615	22.8
2004-05	Ike Diogu, ASU	32	724	22.6
2005-06	Leon Powe, CAL	27	553	20.5
2006-07	Aaron Brooks, ORE	35	621	17.7
2007-08	Ryan Anderson, CAL	33	697	21.1
2008-09	James Harden, ASU	35	704	20.1
2009-10	Landry Fields, STAN	32	704	22.0
2010-11	Klay Thompson, WSU	34	733	21.6
2011-12	Brock Motum, WSU	34	613	18.0
2012-13	Brock Motum, WSU	32	597	18.7

Champion based on total conference points, 1927-28 - 1958-59; scoring average in conference games, 1959-60 - 1973-74; scoring average in all games, 1974-75 - Present.

REBOUNDING

YEAR	PLAYER	G	REB	AVG
1959-60	Darrall Imhoff, CAL	12	148	12.3
1960-61	Bill McClintock, CAL	12	145	12.1
1961-62	Bill Hanson, WASH	12	132	12.0
1962-63	Tom Dose, STAN	12	137	11.4
1963-64	Ted Werner, WSU	15	196	13.1
1964-65	Ted Werner, WSU	14	183	13.1
1965-66	Jim McKean, WSU	14	156	11.1
1966-67	Lew Alcindor, UCLA	14	197	14.1
1967-68	Lew Alcindor, UCLA	13	212	16.3
1968-69	Lew Alcindor, UCLA	14	191	13.6
1969-70	Sidney Wicks, UCLA	14	181	12.9
1970-71	Steve Hawes, WASH	14	211	15.1
1971-72	Bill Walton, UCLA	14	239	17.1
1972-73	Bill Walton, UCLA	14	228	16.3
1973-74	Bill Walton, UCLA	12	172	14.4
1974-75	Rich Kelley, STAN	26	300	11.5
1975-76	Ed Schweitzer, STAN	27	302	11.2
1976-77	Marques Johnson, UCLA	27	301	11.1
1977-78	David Greenwood, UCLA	28	319	11.4
1978-79	Cliff Robinson, USC	21	243	11.6
1979-80	Kimberly Belton, STAN	26	255	9.8
1980-81	Mark McNamara, CAL	26	272	10.5
1981-82	Mark McNamara, CAL	27	341	12.6
1982-83	A.C. Green, OSU	31	235	7.6
1983-84	Pete Williams, ARIZ	28	278	9.9
1984-85	A.C. Green, OSU	31	286	9.2
1985-86	Jerry Adams, ORE	28	289	10.3
1986-87	Dwayne Scholten, WSU	28	257	9.2
1987-88	Trevor Wilson, UCLA	30	281	9.4
1988-89	Trevor Wilson, UCLA	31	269	8.7
1989-90	Adam Keefe, STAN	30	272	9.1
	Trevor Wilson, UCLA	33	299	9.1
1990-91	Adam Keefe, STAN	33	313	9.5
1991-92	Adam Keefe, STAN	29	355	12.2
1992-93	Lester Neal, ASU	28	252	9.0
1993-94	Ed O'Bannon, UCLA	28	245	8.8
1994-95	Jaha Wilson, USC	28	284	10.1
1995-96	Mark Hendrickson, WSU	23	219	9.5
1996-97	Tim Young, STAN	30	253	8.4
1997-98	Carlos Daniel, WSU	28	282	10.1

REBOUNDING (Continued)

YEAR	PLAYER	G	REB	AVG
1998-99	Todd MacCulloch, WASH	29	345	11.9
1999-00	Mark Madsen, STAN	23	214	9.3
2000-01	Awvee Storey, ASU	29	263	9.1
2001-02	Curtis Borchardt, STAN	29	332	11.4
2002-03	Philip Ricci, OSU	28	230	8.2
2003-04	Leon Powe, CAL	27	256	9.5
2004-05	Ike Diogu, ASU	32	312	9.8
2005-06	Leon Powe, CAL	27	273	10.1
2006-07	Jon Brockman, WASH	32	307	9.6
2007-08	Jon Brockman, WASH	32	370	11.6
2008-09	Jon Brockman, WASH	34	391	11.5
2009-10	Nikola Vucevic, USC	30	283	9.4
2010-11	Nikola Vucevic, USC	34	350	10.3
2011-12	André Roberson, COLO	36	401	11.1
2012-13	André Roberson, COLO	31	347	11.2

FIELD GOAL PERCENTAGE

YEAR	PLAYER	G	FG-FGA	PCT
1959-60	Bill Hanson, WASH	12	68-121	.562
1960-61	Ed Corell, WASH	12	50-99	.505
1961-62	Pete Blackman, UCLA	12	53-95	.558
1962-63	Charlie Hart, WASH	12	31-64	.484
1963-64	Jack Hirsch, UCLA	15	83-153	.542
1964-65	Ed Fredenberg, OSU	14	36-66	.545
1965-66	Jack Gilbert, STAN	14	35-58	.603
1966-67	Rich Baker, STAN	14	52-80	.650
1967-68	Lew Alcindor, UCLA	13	144-221	.652
	Vic Bartolome, OSU	14	86-132	.652
1968-69	Lew Alcindor, UCLA	14	128-203	.631
1969-70	Vic Bartolome, OSU	14	103-177	.582
1970-71	Neal Jurgenson, OSU	14	52-98	.531
1971-72	Bill Walton, UCLA	14	130-200	.650
1972-73	Bill Walton, UCLA	14	119-199	.598
1973-74	Bill Walton, UCLA	12	93-134	.694
1974-75	Lars Hansen, WASH	25	106-171	.596
1975-76	Paul Miller, OSU	27	99-169	.586
1976-77	Steve Johnson, OSU	28	159-267	.596
1977-78	Bill McShane, OSU	26	67-120	.558
1978-79	Steve Johnson, OSU	27	197-298	.661
1979-80	Steve Johnson, OSU	30	211-297	.710•
1980-81	Steve Johnson, OSU	28	235-315	.746•
1981-82	Mark McNamara, CAL	27	231-329	.702•
1982-83	Johnny Rodgers, STAN	28	120-204	.588
1983-84	A.C. Green, OSU	23	134-204	.657
1984-85	Pete Williams, ARIZ	31	145-239	.607
1985-86	Reggie Miller, UCLA	29	274-493	.556
1986-87	Chris Welp, WASH	35	281-473	.594
1987-88	Howard Wright, STAN	33	196-315	.622
1988-89	Trent Edwards, ASU	28	208-330	.630
1989-90	Adam Keefe, STAN	30	210-335	.627
1990-91	Brian Williams, ARIZ	35	195-315	.619
	Richard Lucas, ORE	28	169-272	.619
1991-92	Scott Haskin, OSU	31	226-369	.612
1992-93	Alfred Grigsby, CAL	29	116-194	.598
1993-94	Fred Ferguson, WSU	31	134-203	.660
1994-95	Mark Hendrickson, WSU	30	183-292	.627
1995-96	Jelani McCoy, UCLA	31	138-204	.676
1996-97	Jelani McCoy, UCLA	32	152-201	.756
1997-98	Todd MacCulloch, WASH	30	225-346	.650•
1998-99	Todd MacCulloch, WASH	29	210-317	.662•
1999-00	Mark Madsen, STAN	23	108-184	.587
2000-01	Solomon Hughes, CAL	31	107-170	.629
2001-02	Channing Frye, ARIZ	34	122-205	.595
2002-03	Andre Patterson, UCLA	24	76-125	.608
2003-04	Jeff McMillan, USC	28	119-189	.630
2004-05	Ike Diogu, ASU	32	229-398	.575
2005-06	Luc Richard Mbah a Moute, UCLA	39	134-249	.538
2006-07	Taj Gibson, USC	37	174-312	.558
2007-08	Jordan Hill, ARIZ	34	184-297	.620
2008-09	Jeff Pendergraph, ASU	35	198-300	.660
2009-10	Eric Boateng, ASU	33	117-176	.665
2010-11	Brock Motum, WSU	35	106-177	.599
2011-12	Devon Collier, OSU	36	176-286	.615
2012-13	Arsalan Kazemi, ORE	35	113-190	.595

• - Led NCAA

All statistics based on Conference games only prior to 1974-75.

FREE THROW PERCENTAGE

YEAR	PLAYER	G	FT-FTA	PCT
1959-60	Gary Cunningham, UCLA	10	28-28	1.000
1960-61	Earl Schultz, CAL	12	45-53	.849
1961-62	Darrell Sutherland, STAN	12	37-45	.822
1962-63	Dick Smith, CAL	12	34-42	.810
1963-64	Tom Dose, STAN	15	71-86	.826
1964-65	Jim Jarvis, OSU	14	62-72	.861
1965-66	John Block, USC	14	125-148	.844
1966-67	Charlie Perkins, CAL	14	67-79	.848
1967-68	John Pinkstaff, ORE	14	49-58	.845
1968-69	Blaine Ellis, WSU	14	37-43	.860
1969-70	Gary Freeman, OSU	12	36-43	.837
1970-71	Bill Drozdiak, ORE	14	50-58	.862
1971-72	Dan Anderson, USC	14	40-45	.889
1972-73	Steve Ericksen, OSU	14	21-23	.913
1973-74	Dan Anderson, USC	14	41-46	.891
1974-75	Rich Kelley, STAN	26	144-173	.832
1975-76	Rocky Smith, OSU	27	144-174	.824
1976-77	Greg Ballard, ORE	29	153-179	.856
1977-78	Don Vaughn, WASH	26	52-58	.896
1978-79	Rob Closs, ORE	27	81-93	.871
1979-80	Joe Nehls, ARIZ	27	108-122	.885
1980-81	Rod Foster, UCLA	25	60-66	.909
1981-82	Rod Foster, UCLA	27	95-100	.950•
1982-83	Michael Holton, UCLA	29	64-75	.853
1983-84	Chris Beasley, ASU	28	112-128	.875
1984-85	Novian Whittitt, STAN	28	68-80	.850
1985-86	Steve Kerr, ARIZ	32	71-79	.899
1986-87	Terry Taylor, STAN	28	56-66	.848
1987-88	Todd Lichti, STAN	33	174-198	.879
1988-89	Alex Austin, ASU	28	69-80	.863
1989-90	Eldridge Recasner, WASH	26	99-112	.884
1990-91	Kevin Mixon, ORE	28	60-65	.923
1991-92	Don MacLean, UCLA	32	197-214	.921
1992-93	Mark Pope, WASH	27	112-130	.862
1993-94	Dylan Rigdon, ARIZ	34	82-92	.891
1994-95	Dion Cross, STAN	29	91-110	.827
1995-96	Dion Cross, STAN	29	81-88	.920
1996-97	Kris Johnson, UCLA	31	96-115	.835
1997-98	Arthur Lee, STAN	35	164-185	.886
1998-99	Arthur Lee, STAN	33	140-158	.886
1999-00	Ryan Mendez, STAN	31	63-72	.875
	David Mosley, STAN	31	63-72	.875
2000-01	Ryan Mendez, STAN	34	94-101	.931
2001-02	Salim Stoudamire, ARIZ	34	103-114	.904
2002-03	Luke Ridnour, ORE	33	162-184	.880
	Jason Kapono, UCLA	29	81-92	.880
2003-04	Chris Hernandez, STAN	30	96-105	.914
2004-05	Salim Stoudamire, ARIZ	36	122-134	.910
2005-06	Chris Hernandez, STAN	30	109-121	.901
2006-07	Tajuan Porter, ORE	35	80-88	.909
2007-08	Darren Collison, UCLA	33	102-117	.872
2008-09	Darren Collison, UCLA	35	113-126	.897
2009-10	Jerome Randle, CAL	35	139-149	.933
2010-11	E.J. Singler, ORE	39	104-122	.852
2011-12	E.J. Singler, ORE	34	110-121	.909
2012-13	Mark Lyons, ARIZ	35	125-146	.856

THREE-POINT FIELD GOAL PERCENTAGE

YEAR	PLAYER	G	3P-3PA	PCT
1986-87	Terry Taylor, STAN	28	40-82	.488
1987-88	Steve Kerr, ARIZ	38	114-199	.573
1988-89	Matt Anderson, ASU	28	41-80	.513
1989-90	Keith Smith, CAL	32	42-91	.462
1990-91	Billy Dreher, CAL	28	56-112	.500
1991-92	Tracy Murray, UCLA	33	78-156	.500
1992-93	Chris Mills, ARIZ	28	56-116	.483
1993-94	Isaac Fontaine, WSU	31	31-69	.449
1994-95	Dion Cross, STAN	29	82-171	.480
1995-96	Isaac Fontaine, WSU	29	66-136	.485
1996-97	Blake Pengelly, WSU	30	36-74	.486
1997-98	Ryan Mendez, STAN	34	45-95	.474
1998-99	Donald Watts, WASH	25	32-64	.500
1999-00	Jason Kapono, UCLA	33	82-173	.474
2000-01	Michael McDonald, STAN	34	56-109	.514
2001-02	Grant Leep, WASH	29	39-74	.527
2002-03	Thomas Kelati, WSU	27	62-136	.456
2003-04	Chris Hernandez, STAN	30	46-100	.460
2004-05	Salim Stoudamire, ARIZ	36	120-238	.504
2005-06	Sasa Cucic, OSU	30	36-73	.493
2006-07	Darren Collison, UCLA	35	51-114	.447
2007-08	Darren Collison, UCLA	33	53-101	.525
2008-09	Michael Roll, UCLA	35	51-99	.515
2009-10	Theo Robertson, CAL	29	48-106	.453
2010-11	Derrick Williams, ARIZ	38	42-74	.568
2011-12	Brendon Lavender, ARIZ	35	55-113	.487
2012-13	John Gage, STAN	34	45-101	.446

ASSISTS AVERAGE

YEAR	PLAYER	G	A	AVG
1974-75	Chester Dorsey, WASH	25	139	5.6
1975-76	Ron Lee, ORE	30	184	6.1
1976-77	George Tucker, OSU	29	186	6.4
1977-78	Roy Hamilton, UCLA	28	167	6.0
1978-79	Russell Brown, ARIZ	27	247	9.2
1979-80	Russell Brown, ARIZ	27	200	7.4
1980-81	Russell Brown, ARIZ	27	166	6.1
1981-82	Lester Conner, OSU	30	153	5.1
1982-83	Ralph Jackson, UCLA	29	148	5.1
1983-84	Ralph Jackson, UCLA	28	159	5.7
1984-85	Larry Friend, USC	29	176	6.1
1985-86	Pooh Richardson, UCLA	29	179	6.2
1986-87	Gary Payton, OSU	30	229	7.6
1987-88	Gary Payton, OSU	31	230	7.4
1988-89	Gary Payton, OSU	30	244	8.1
1989-90	Gary Payton, OSU	29	235	8.1
1990-91	Darrick Martin, UCLA	32	217	6.8
1991-92	Marcus Lollie, STAN	29	189	6.5
1992-93	Jason Kidd, CAL	29	222	7.7
1993-94	Jason Kidd, CAL	30	272	9.07•
1994-95	Damon Stoudamire, ARIZ	30	220	7.3
1995-96	Brevin Knight, STAN	29	212	7.3
1996-97	Brevin Knight, STAN	30	234	7.8•
1997-98	Ahlon Lewis, ASU	32	294	9.2•
1998-99	Jason Terry, ARIZ	29	159	5.5
1999-00	Brandon Granville, USC	30	248	8.3
2000-01	Brandon Granville, USC	34	207	6.1
2001-02	Luke Walton, ARIZ	31	194	6.3
2002-03	Luke Ridnour, ORE	33	218	6.6
2003-04	Cedric Bozeman, UCLA	28	155	5.5
2004-05	Will Conroy, WASH	34	219	6.4
2005-06	Jordan Farmar, UCLA	37	189	5.1
2006-07	Mustafa Shkur, ARIZ	31	215	6.9
2007-08	Mitch Johnson, STAN	36	188	5.2
2008-09	Jerome Randle, CAL	33	165	5.0
2009-10	Derek Glasser, ASU	33	158	4.8
2010-11	Isaiah Thomas, WASH	35	213	6.1
2011-12	Reggie Moore, WSU	37	193	5.2
2012-13	Larry Drew II, UCLA	35	256	7.3

BLOCKED SHOTS AVERAGE

YEAR	PLAYER	G	BL	AVG
1977-78	James Donaldson, WSU	27	82	3.0
1978-79	James Donaldson, WSU	26	76	2.9
1979-80	Stuart House, WSU	28	69	2.5
1980-81	Alton Lister, ASU	26	49	1.9
1981-82	Ken Johnson, USC	28	43	1.5
1982-83	Gerry Wright, USC	24	40	1.7
1983-84	Blair Rasmussen, ORE	29	42	1.4
1984-85	Jon Taylor, ASU	25	42	1.8
1985-86	Chris Welp, WASH	31	67	2.2
1986-87	Anthony Cook, ARIZ	30	69	2.3
1987-88	Anthony Cook, ARIZ	38	75	2.0
1988-89	Anthony Cook, ARIZ	33	84	2.5
1989-90	Ed Stokes, ARIZ	29	49	1.7
1990-91	Keith Owens, UCLA	32	61	1.9
1991-92	Scott Haskin, OSU	31	68	2.2
1992-93	Scott Haskin, OSU	27	51	1.9
1993-94	Michael Stewart, CAL	30	59	2.0
1994-95	Mario Bennett, ASU	33	115	3.5
1995-96	Jelani McCoy, UCLA	31	102	3.3
1996-97	Rodger Farrington, ASU	27	113	4.2
1997-98	Mike Batiste, ASU	32	51	1.6
1998-99	Todd MacCulloch, WASH	29	47	1.6
1999-00	Loren Woods, ARIZ	26	102	3.9
2000-01	Loren Woods, ARIZ	29	84	2.9
2001-02	Curtis Borchardt, STAN	29	83	2.9
2002-03	Tommy Smith, ASU	32	69	2.16
2003-04	Channing Frye, ARIZ	30	63	2.10
2004-05	Ike Diogu, ASU	32	75	2.34
2005-06	Nick DeWitz, OSU	28	59	2.11
2006-07	Robin Lopez, STAN	31	73	2.35
2007-08	Taj Gibson, USC	33	84	2.55
2008-09	Taj Gibson, USC	35	100	2.90
2009-10	DeAngelo Casto, WSU	31	67	2.16
2010-11	Tyler Honeycutt, UCLA	33	68	2.06
2011-12	Eric Moreland, OSU	36	69	1.92
2012-13	Jordan Bachynski, ASU	35	120	3.43

STEALS AVERAGE

YEAR	PLAYER	G	ST	AVG
1978-79	Don Collins, WSU	27	71	2.6
1979-80	Don Collins, WSU	28	76	2.7
1980-81	Lafayette Lever, ASU	28	74	2.6
1981-82	Lester Conner, OSU	30	91	3.0
1982-83	Craig Ehlo, WSU	30	59	2.0
1983-84	Keith Morrison, WSU	28	48	1.7
1984-85	Keith Morrison, WSU	28	56	2.0
	Keith Ramee, STAN	28	56	2.0
1985-86	Keith Morrison, WSU	30	60	2.0
	Darryl Flowers, OSU	27	55	2.0
1986-87	Derrick Dowell, USC	28	62	2.2
1987-88	Gary Payton, OSU	31	72	2.3
1988-89	Gary Payton, OSU	30	91	3.0
1989-90	Gary Payton, OSU	29	100	3.4
1990-91	Terrell Brandon, ORE	28	63	2.3
1991-92	Stevin Smith, ASU	30	66	2.2
1992-93	Jason Kidd, CAL	29	110	3.8•
1993-94	Jason Kidd, CAL	30	94	3.1
1994-95	Brevin Knight, STAN	28	78	2.8
1995-96	Jason Hamilton, WASH	28	59	2.1
1996-97	Brevin Knight, STAN	30	83	2.8
1997-98	Baron Davis, UCLA	32	77	2.4
1998-99	Jason Terry, ARIZ	29	80	2.8
1999-00	Jeff Trepagnier, USC	29	94	3.2
2000-01	Earl Watson, UCLA	32	62	1.9
2001-02	Errick Craven, USC	32	68	2.1
2002-03	Errick Craven, USC	29	73	2.5
2003-04	Errick Craven, USC	27	62	2.3
2004-05	Gabriel Pruitt, USC	29	56	1.9
2005-06	Hassan Adams, ARIZ	31	82	2.7
2006-07	Darren Collison, UCLA	35	78	2.2
2007-08	James Harden, ASU	34	73	2.2
2008-09	James Harden, ASU	35	59	1.7
2009-10	Seth Tarver, OSU	32	70	2.2
2010-11	Jared Cunningham, OSU	30	85	2.8
2011-12	Jared Cunningham, OSU	36	91	2.5
2012-13	Jordan Adams, UCLA	33	73	2.2

MOST POINTS

Season	3234	ARIZ, 1988 (38 games)
Game	149	UCLA vs. Loyola Marymount (98), Dec. 2, 1990
Conf. Game	127	ARIZ vs. ASU (99), Jan. 15, 1998
Both Teams, Game	247	UCLA (149) vs. Loyola Marymount (98), Dec. 2, 1990
Lossing Team, Game	111	WSU vs. ARIZ (115), Mar. 2, 1995 (2 OT)

HIGHEST SCORING AVERAGE

Season	94.6	UCLA, 1972
---------------	------	------------

LARGEST SCORING MARGIN

*Season	30.3	UCLA, 1972 (94.6 offense, 64.3 defense)
Game	100	CAL (108) vs. Pomona Am. Legion (8), 1922
Conf. Game	55	ARIZ (116) vs. WASH (61), Dec. 20, 1988

MOST FIELD GOALS

Season	1161	UCLA, 1968 (30 games)
Game	58	UCLA vs. Loyola Marymount, Dec. 2, 1990

MOST FIELD GOAL ATTEMPTS

Season	2349	ARIZ, 1998
Game	109	ORE vs. Idaho, Feb. 14, 1947

HIGHEST FIELD GOAL PERCENTAGE

Season	.564	OSU, 1981 (862-of-1528)
Game	.769	STAN vs. ORE, Jan. 8, 1983 (30-of-39)

MOST THREE-POINT FIELD GOALS

Season	350	ORE, 2007
Game	20	USC vs. OSU, Jan. 29, 2000

MOST THREE-POINT FIELD GOAL ATTEMPTS

Season	897	ORE, 2007
Game	51	ASU at Brigham Young, Dec. 1, 1992

HIGHEST THREE-POINT FIELD GOAL PERCENTAGE

Season	.483	ARIZ, 1988 (254-of-526)
Game (min 3 att.)	1.000	ASU vs. Manhattan, Dec. 28, 1986 (3-of-3)
	1.000	WASH vs. WSU, Jan. 11, 1992 (3-of-3)

MOST FREE THROWS

Season	686	ARIZ, 1988
Game	47	UCLA vs. USC, Mar. 10, 1956

MOST FREE THROW ATTEMPTS

Season	971	ORE, 1953
Game	63	USC vs. Idaho, 1957
	63	OSU vs. ASU, Feb. 28, 1983

HIGHEST FREE THROW PERCENTAGE

Season	.786	ARIZ, 2004 (511-of-650)
Game (min 15 att.)	1.000	WSU vs. ORE, Jan. 17, 2009 (28-of-28)

REBOUNDS

Season	1670	UCLA, 1964 (30 games)
Game	86	CAL vs. Oklahoma City, Jan. 3, 1972

HIGHEST REBOUNDING AVERAGE

Season	55.7	UCLA, 1964
---------------	------	------------

DEFENSIVE FIELD GOAL PERCENTAGE

Season	.352	STAN, 2000
---------------	------	------------

ASSISTS

Season	673	UCLA, 1974
Game	41	OSU vs. Texas-Wesleyan, Dec. 1, 1978

STEALS

Season	358	ARIZ, 1997
Game	27	OSU vs. Hawaii-Hilo, Dec. 22, 1985

BLOCKED SHOTS

Season	199	UCLA, 2011
Game	19	STAN vs. USC, Jan. 25, 2007

MOST CONSECUTIVE VICTORIES

*All Games	88	UCLA, 1971-74
*Regular Season	76	UCLA, 1971-74
Pac-12 Games	50	UCLA, 1971-74
*NCAA Tourney	38	UCLA, 1964-74 (10 Tournaments)

MOST CHAMPIONSHIPS

*NCAA	11	UCLA, 1964-65, 1967-73, 75, 95
*Consec. NCAA	7	UCLA, 1967-73
Conference	30	UCLA
*Consec. Conf.	13	UCLA, 1967-79
Pac-12 Tournament	4	ARIZ, 1988-90, 2002
Consec. Conf. Tourn.	4	ARIZ, 1988-90, 2002

WINS AND LOSSES

Win Pct., All Games	1.000	UCLA, 1964 (30-0)
	1.000	UCLA, 1972 (30-0)
	1.000	UCLA, 1973 (30-0)
	1.000	CAL, 1926 (14-0)
	1.000	CAL, 1927 (13-0)
Wins, Season	35	ARIZ, 1988
*Consec. Win Seasons	54	UCLA, 1949-2002
*25-Win Ssns., Consec.	10	UCLA, 1967-76
20-Win Ssns., Consec.	20	ARIZ, 1988-2007
Wins, Conf. Season	17	OSU, 1981
	17	ARIZ, 1988, '89, '93, '98, '03
	17	STAN, 2004
Losses, Season	27	WSU, 1953
Losses, Conf. Season	18	OSU, 2008
Consec. Conf. Losses	30	UCLA, 1937-40

CONSECUTIVE VICTORIES vs. ONE OPPONENT

52	UCLA vs. CAL, 1961-85
----	-----------------------

CONSECUTIVE HOME VICTORIES vs. ONE OPPONENT

46	UCLA vs. WSU, 1950-2004
----	-------------------------

ATTENDANCE

Largest, Pac-12 venue	15,517	UCLA at USC (LA Sports Arena), Feb. 27, 1992
Avg., Pac-12 venue	14,587	ARIZ 2006
Pac-12 Overall Avg.	8,723	2008 (1,491,696 fans/171 games)
	8,388	2000 (1,258,249 fans/150 games)
	8,340	2009 (1,442,792 fans/173 games)
	8,337	2005 (1,225,525 fans/147 games)
	8,279	2007 (1,415,697 fans/171 games)
	8,157	2004 (1,182,772 fans/145 games)
	8,088	1996 (1,100,028 fans/136 games)

* - NCAA record as of 2011 NCAA Records Book

MOST POINTS

Career	2608	Don MacLean, UCLA, 1989-92 (128 games)
Conf. Career	1486	Don MacLean, UCLA, 1989-92
Season	870	Lew Alcindor, UCLA, 1967 (30 games)
Conf. Season	500	Reggie Miller, UCLA, 1986 (18 games)
Game	61	Lew Alcindor, UCLA vs. WSU, Feb. 25, 1967
	61	Eddie House, ASU vs. CAL, Jan. 8, 2000

HIGHEST SCORING AVERAGE

Career	26.4	Lew Alcindor, UCLA, 1967-69
Conf. Career	25.6	Lew Alcindor, UCLA, 1967-69
Season	29.0	Lew Alcindor, UCLA, 1967
Conf. Season	27.8	Reggie Miller, UCLA, 1986

MOST FIELD GOALS

Career	943	Lew Alcindor, UCLA, 1967-69 (88 games)
	943	Don MacLean, UCLA, 1989-92 (128 games)
Season	346	Lew Alcindor, UCLA, 1967 (30 games)
Game	26	Lew Alcindor, UCLA vs. WSU, Feb. 25, 1967

MOST FIELD GOAL ATTEMPTS

Career	1776	Don MacLean, UCLA, 1989-92 (128 games)
Season	626	Ron Tomsic, STAN, 1953 (27 games)
Game	38	Gary Payton, OSU vs. USC, Feb. 22, 1990

HIGHEST FIELD GOAL PERCENTAGE

*Career	.678	Steve Johnson, OSU, 1977-81 (828/1222)
*Season	.746	Steve Johnson, OSU, 1981 (235/315) (NCAA Min. 5 made per game)
	.756	Jelani McCoy, UCLA, 1997 (152/201) (Pac-10 Min. 4 made per game)
Game (min 10 att.)	1.000	Steve Johnson, OSU vs. Hawaii-Hilo, Dec. 5, 1979 (13/13)
Conf. Game	1.000	Eric Boateng, ASU vs. STAN, Feb. 25, 2010 (11/11)
	1.000	Bryce Taylor, ORE vs. USC, Mar. 10, 2007 (11/11)
	1.000	Tommy Smith, ASU vs. WASH, Feb. 10, 2001 (11/11)
	1.000	Marques Johnson, UCLA vs. CAL, Feb. 27, 1976 (11/11)
	1.000	Three players tied (10/10)

MOST THREE-POINT FIELD GOALS

Career	342	Salim Stoudamire, ARIZ, 2002-05
Season	120	Salim Stoudamire, ARIZ, 2005
Game	10	Tajuan Porter, ORE vs. Portland St., Nov. 12, 2006
	10	Stevin Smith, ASU vs. ORE, Jan. 30, 1993
	10	Stevin Smith, ASU vs. OSU, Jan. 27, 1994
Consecutive	12	Brian Wright, WSU vs. OSU (4), ORE (8), Feb. 18-21, 1988

MOST THREE-POINT FIELD GOAL ATTEMPTS

Career	891	Stevin Smith, ASU, 1991-94
Season	300	Stevin Smith, ASU, 1993
Game	19	Anthony Pendleton, USC vs. STAN, Mar. 2, 1989 (8/19)

HIGHEST THREE-POINT FIELD GOAL PERCENTAGE

Career	.477	Todd Lichti, STAN, 1986-89
*Season	.573	Steve Kerr, ARIZ, 1988 (Min. 100 made per season)
Game (min 5 att.)	1.000	Maurice Jones, USC vs. South Carolina, Nov. 26, 2011 (7/7)
	1.000	Bryce Taylor, ORE vs. USC, Mar. 10, 2007 (7/7)
	1.000	Jawann McClellan, ARIZ vs. New Mexico St., Nov. 19, 2006 (7/7)
	1.000	Dion Cross, STAN vs. ARIZ, Mar. 7, 1996 (7/7)
	1.000	Two players tied (6/6)
	1.000	14 players tied (5/5)

* - NCAA record as of 2011 NCAA Records Book

MOST FREE THROWS

Career	711	Don MacLean, UCLA, 1989-92
Season	248	Ike Diogu, ASU, 2005
Game	23	Bryan Rison, WSU vs. ORE, Feb. 14, 1980
Consec., All Games	62	Luke Ridnour, ORE, 2003
Consec., Conf. Games	62	Luke Ridnour, Jan. 4 - Feb. 22, 2003

MOST FREE THROW ATTEMPTS

Career	886	Adam Keefe, STAN, 1989-92
Season	328	Swede Halbrook, OSU, 1954
Game	28	Swede Halbrook, OSU vs. Idaho, Jan. 22, 1954 (made 13)

HIGHEST FREE THROW PERCENTAGE

Career	.880	Rod Foster, UCLA, 1980-83 (309/351)
Season	.950	Rod Foster, UCLA, 1982 (95/100)
Game (min 10 att.)	1.000	John Block, USC vs. WASH, Feb. 11, 1966 (21/21)

MOST REBOUNDS

Career	1375	Mel Counts, OSU, 1962-64
Conf. Career	687	Bill Walton, UCLA, 1972-74
Season	506	Bill Walton, UCLA, 1973
Conf. Season	282	Jim Loscutt, ORE, 1955
Game	36	Swede Halbrook, OSU vs. Idaho, Feb. 15, 1955

HIGHEST REBOUNDING AVERAGE

Career	15.7	Bill Walton, UCLA, 1972-74
Conf. Career	16.4	Bill Walton, UCLA, 1972-74
Season	17.2	Jim Loscutt, ORE, 1955
Conf. Season	17.6	Jim Loscutt, ORE, 1955

MOST ASSISTS

Career	938	Gary Payton, OSU, 1987-90
Season	294	Ahlon Lewis, ASU, 1998
Game	19	Russell Brown, ARIZ vs. Grand Canyon, Dec. 8, 1979
Conf. Game	18	Jason Kidd, CAL vs. STAN, Jan. 20, 1993

HIGHEST ASSISTS AVERAGE

Career	8.4	Jason Kidd, CAL, 1993-94
Season	9.19	Ahlon Lewis, ASU, 1998 (294 in 32 games)

MOST STEALS

Career	321	Gary Payton, OSU, 1987-90
Season	110	Jason Kidd, CAL, 1993
Conf. Season	66	Jason Kidd, CAL, 1993
Game	11	Tyus Edney, UCLA vs. George Mason, Dec. 22, 1994
Conf. Game	9	Brevin Knight, STAN vs. USC, Feb. 23, '95
	9	Bennett Davison, ARIZ vs. STAN, Feb. 28, 1998

HIGHEST STEALS AVERAGE

Career	3.5	Jason Kidd, CAL, 1993-94
Season	3.8	Jason Kidd, CAL, 1993
Conf. Season	3.7	Jason Kidd, CAL, 1993

MOST BLOCKED SHOTS

Career	278	Anthony Cook, ARIZ, 1986-89
Season	120	Jordan Bachynski, ASU, 2013
*Game	14	Loren Woods, ARIZ vs. ORE, Feb. 3, 2000
Conf. Game	14	Loren Woods, ARIZ vs. ORE, Feb. 3, 2000

HIGHEST BLOCKED SHOTS AVERAGE

Career	3.4	Loren Woods, ARIZ, 2000-01
Season	4.2	Rodger Farrington, ASU, 1997

MOST PERSONAL FOULS

Career	470	Steve Johnson, OSU, 1977-81
Season	126	Steve Johnson, OSU, 1977

MOST MINUTES

Game	63.5	Gene Ransom, CAL vs. ORE, Feb. 10, 1977 (5 OT)
-------------	------	--

POINTS ALL GAMES (1,500-POINT CLUB)

1. 2608 Don MacLean, UCLA, 1989-92
2. 2555 Sean Elliott, ARIZ, 1986-89
3. 2336 Todd Lichti, STAN, 1986-89
4. 2325 Lew Alcindor, UCLA, 1967-69
5. 2319 Adam Keefe, STAN, 1989-92
6. 2172 Gary Payton, OSU, 1987-90
7. 2095 Reggie Miller, UCLA, 1984-87
7. 2095 Jason Kapon, UCLA, 2000-03
9. 2085 Ron Lee, ORE, 1973-76
10. 2073 Chris Welp, WASH, 1984-87
11. 2048 Harold Miner, USC, 1990-92
12. 2044 Eddie House, ASU, 1997-2000
13. 2035 Steve Johnson, OSU, 1977-81
14. 2003 Isaac Fontaine, WSU, 1994-97
15. 1984 Jeremy Veal, ASU, 1995-98
15. 1984 Jason Gardner, ARIZ, 2000-03
17. 1973 Mel Counts, OSU, 1962-64
18. 1970 Luke Jackson, ORE, 2001-2004
19. 1960 Salim Stoudamire, ARIZ, 2002-05
20. 1946 Ike Diogu, ASU, 2003-05
21. 1939 Anthony Taylor, ORE, 1984-88
21. 1925 Khalid Reeves, ARIZ, 1991-94
23. 1894 Steve Puidokas, WSU, 1974-77
24. 1849 Damon Stoudamire, ARIZ, 1992-95
25. 1846 Toby Bailey, UCLA, 1995-98
26. 1835 Jerome Randle, CAL, 2007-10
27. 1834 Ron Riley, ASU, 1993-96
28. 1829 Greg Ballard, ORE, 1973-77
29. 1818 Hassan Adams, ARIZ, 2003-06
30. 1815 Ed O'Bannon, UCLA, 1993-95
31. 1805 Jon Brockman, WASH, 2006-09
32. 1803 Tajuan Porter, ORE, 2007-10
33. 1801 J.R. Henderson, UCLA, 1995-98
34. 1798 Trevor Wilson, UCLA, 1987-90
35. 1792 Tracy Murray, UCLA, 1990-92
36. 1791 Michael Dickerson, ARIZ, 1995-98
37. 1789 Channing Frye, ARIZ, 2002-05
38. 1787 Quincy Pondexter, WASH, 2007-10
39. 1784 Charles O'Bannon, UCLA, 1994-97
40. 1776 Sean Lampley, CAL, 1998-2001
41. 1774 Bob Houbregs, WASH, 1951-53
42. 1767 Bill Walton, UCLA, 1972-74
43. 1756 Klay Thompson, WSU, 2009-11
44. 1743 Todd MacCulloch, WASH, 1996-99
45. 1734 Josh Shipp, UCLA, 2005-09
46. 1727 Ronnie Coleman, USC, 1988-91
47. 1723 Casey Jacobsen, STAN, 2000-02
48. 1721 Isaiah Thomas, WASH, 2009-11
48. 1721 David Greenwood, UCLA, 1976-79
50. 1714 Brevin Knight, STAN, 1994-97
51. 1700 Eldridge Recasner, WASH, 1987-90
51. 1700 Patrick Christopher, CAL, 2007-10
53. 1697 Chase Budinger, ARIZ, 2007-09
54. 1694 A.C. Green, OSU, 1982-85
55. 1690 Gail Goodrich, UCLA, 1963-65
56. 1688 Lamond Murray, CAL, 1992-94
57. 1674 Orlando Williams, ORE, 1992-95
58. 1673 Stevin Smith, ASU, 1991-94
59. 1666 Joe Shipp, CAL, 2000-03
60. 1664 Miles Simon, ARIZ, 1995-98
61. 1659 Marques Johnson, UCLA, 1974-77
62. 1657 Sam Clancy, USC, 1999-2002
63. 1655 Stan Love, ORE, 1968-71
63. 1655 Kevin Johnson, CAL, 1984-87
65. 1654 Bob McKeen, CAL, 1952-55



Pac-12 Career Scoring Leader - Don MacLean, UCLA

66. 1644 Fredrick Jones, ORE, 1999-2002
67. 1642 Malik Hairston, ORE, 2005-08
68. 1639 Darren Collison, UCLA, 2006-09
69. 1638 Kenny Fields, UCLA, 1981-84
70. 1635 Dion Cross, STAN, 1993-96
71. 1619 Chris Mills, ARIZ, 1991-93
72. 1615 Kimberly Belton, STAN, 1977-80
73. 1608 Leonard Taylor, CAL, 1985-89
74. 1606 Desmon Farmer, USC, 2001-04
75. 1599 Howard Wright, STAN, 1985-89
76. 1592 John Revell, STAN, 1980-84
77. 1591 Tim Young, STAN, 1995-99
78. 1590 Anthony Cook, ARIZ, 1986-89
79. 1588 Jeff Pendergraph, ASU, 2006-09
80. 1575 Shon Tarver, UCLA, 1991-94
81. 1572 Byron Scott, ASU, 1979-83
82. 1566 Claude Terry, STAN, 1970-72
83. 1563 Don Collins, WSU, 1977-80
84. 1561 Charlie Sitton, OSU, 1981-84
85. 1554 Blair Rasmussen, ORE, 1981-85
86. 1549 Steve Beck, ASU, 1984-87
87. 1548 James Edwards, WASH, 1974-77
88. 1546 E.J. Singler, ORE, 2010-13
89. 1540 Arron Afflalo, UCLA, 2005-07
90. 1537 Allen Crabbe, CAL, 2011-13
91. 1536 Brian Hendrick, CAL, 1990-93
92. 1530 Brock Motum, WSU, 2010-13
93. 1524 Wayne Carlander, USC, 1982-85
94. 1516 Steve Hawes, WASH, 1970-72
94. 1516 Keith Jones, STAN, 1980-84
96. 1515 Tyus Edney, UCLA, 1992-95
97. 1510 Aaron Brooks, ORE, 2004-07
98. 1504 Louie Nelson, WASH, 1971-73

SCORING AVERAGE ALL GAMES

(Min. 2 seasons)

1. 26.4 Lew Alcindor, UCLA, 1967-69
2. 23.5 Harold Miner, USC, 1990-92
3. 22.2 Mel Counts, OSU, 1962-64
4. 22.2 Terrell Brandon, ORE, 1990-91
5. 20.7 Ike Diogu, ASU, 2003-05
6. 21.1 Swede Halbrook, OSU, 1954-55
6. 21.1 Stan Love, ORE, 1969-71
8. 20.8 Steve Hawes, WASH, 1970-72
9. 20.6 Claude Terry, STAN, 1970-72
10. 20.5 Don MacLean, UCLA, 1989-92

FIELD GOALS ALL GAMES

1. 943 Lew Alcindor, UCLA, 1967-69
1. 943 Don MacLean, UCLA, 1989-92
3. 896 Sean Elliott, ARIZ, 1986-89
4. 838 Ron Lee, ORE, 1973-76
5. 830 Adam Keefe, STAN, 1989-92
6. 829 Gary Payton, OSU, 1987-90
7. 828 Steve Johnson, OSU, 1977-81
8. 820 Chris Welp, WASH, 1984-87
8. 820 Todd Lichti, STAN, 1986-89
10. 769 Reggie Miller, UCLA, 1984-87

FIELD GOAL ATTEMPTS ALL GAMES

1. 2006 Ron Lee, ORE, 1973-76
2. 1794 Eddie House, ASU, 1997-2000
3. 1776 Don MacLean, UCLA, 1989-92
4. 1750 Sean Elliott, ARIZ, 1986-89
5. 1710 Gary Payton, OSU, 1987-90
6. 1675 Ron Riley, ASU, 1993-96
7. 1653 Mel Counts, OSU, 1962-64
8. 1597 Jeremy Veal, ASU, 1995-98
9. 1581 Bob McKeen, CAL, 1952-55
10. 1526 Harold Miner, USC, 1990-92

FIELD GOAL PERCENTAGE ALL GAMES

(Min. 2 seasons/3 made per game)

1. .694 Jelani McCoy, UCLA, 1996-98
(347-of-500)
2. .678 Steve Johnson, OSU, 1977-81
(828-of-1222)
3. .664 Todd MacCulloch, WASH, 1996-99
(702-of-1058)
4. .662 Mark McNamara, CAL, 1981-82
(413-of-624)
5. .651 Bill Walton, UCLA, 1972-74
(747-of-1147)
6. .639 Lew Alcindor, UCLA, 1967-69
(943-of-1476)
7. .642 Fred Ferguson, WSU, 1993-94
(172-of-268)
8. .613 Joseph Blair, ARIZ, 1993-1996
(470-of-767)
9. .608 Jason Collins, STAN, 1997-2001
(262-of-431)
10. .607 Vic Bartolome, OSU, 1968-70
(463-of-763)

**POINTS
CONFERENCE GAMES
(1,000-POINT CLUB)**

1. 1486 Don MacLean, UCLA, 1989-92
2. 1340 Todd Lichti, STAN, 1986-89
3. 1331 Sean Elliott, ARIZ, 1986-89
4. 1330 Gary Payton, OSU, 1987-90
5. 1305 Harold Miner, USC, 1990-92
6. 1300 Adam Keefe, STAN, 1989-92
7. 1234 Reggie Miller, UCLA, 1984-87
8. 1219 Jason Kapon, UCLA, 2000-03
9. 1209 Jeremy Veal, ASU, 1995-98
10. 1199 Isaac Fontaine, WSU, 1994-97
11. 1191 Anthony Taylor, ORE, 1985-88
12. 1166 Salim Stoudamire, ARIZ, 2002-05
13. 1156 Chris Welp, WASH, 1984-87
14. 1143 Steve Johnson, OSU, 1977-81
15. 1141 Ike Diogu, ASU, 2003-05
16. 1137 Eddie House, ASU, 1997-2000
17. 1127 Luke Jackson, ORE, 2001-04
18. 1116 Orlando Williams, ORE, 1992-95
19. 1113 Todd MacCulloch, WASH, 1996-99
20. 1112 Damon Stoudamire, ARIZ, 1992-95
21. 1107 Khalid Reeves, ARIZ, 1991-94
22. 1103 Lamond Murray, CAL, 1992-94
23. 1100 Ron Riley, ASU, 1993-96
24. 1096 Steve Beck, ASU, 1984-87
25. 1089 Ron Lee, ORE, 1973-76
26. 1084 A.C. Green, OSU, 1982-85
27. 1079 Eldridge Recasner, WASH, 1987-90
28. 1072 Ronnie Coleman, USC, 1988-91
29. 1068 Brevin Knight, STAN, 1994-97
30. 1064 Kenny Fields, UCLA, 1981-84
31. 1057 Blair Rasmussen, ORE, 1982-85
32. 1055 Channing Frye, ARIZ, 2002-05
33. 1054 David Greenwood, UCLA, 1976-79
34. 1053 Kevin Johnson, CAL, 1984-87
35. 1050 Lew Alcindor, UCLA, 1967-69
36. 1042 Jason Gardner, ARIZ, 2000-03
37. 1037 Quincy Pondexter, WASH, 2007-10
38. 1033 Dion Cross, STAN, 1993-96
39. 1030 Casey Jacobsen, STAN, 2000-02
40. 1030 Stevin Smith, ASU, 1991-94
41. 1028 Ed O'Bannon, UCLA, 1993-95
42. 1026 Don Collins, WSU, 1977-80
43. 1023 Sean Lampley, CAL, 1998-2001
44. 1013 Charles O'Bannon, UCLA, 1994-97
45. 1011 Kimberly Belton, STAN, 1977-80
46. 1008 Toby Bailey, UCLA, 1995-98
47. 1002 Tracy Murray, UCLA, 1990-92

**SCORING AVERAGE
CONFERENCE GAMES
(Min. 2 seasons)**

1. 25.6 Lew Alcindor, UCLA, 1967-69
2. 24.2 Harold Miner, USC, 1990-92
3. 23.2 Terrell Brandon, ORE, 1990-91
4. 22.2 Claude Terry, STAN, 1970-72
5. 21.9 Stan Love, ORE, 1969-71
Don MacLean, UCLA, 1989-92
7. 21.3 Steve Hawes, WASH, 1970-72
8. 21.1 Ike Diogu, ASU, 2003-05
9. 20.9 Ed Gray, CAL, 1996-97
10. 20.5 Bill Walton, UCLA, 1972-74

**3-POINT FIELD GOALS
ALL GAMES**

1. 345 Tajuan Porter, ORE, 2007-10
2. 342 Salim Stoudamire, ARIZ, 2002-05
3. 323 Stevin Smith, ASU, 1991-94
4. 318 Jason Gardner, ARIZ, 2000-03
5. 317 Jason Kapon, UCLA, 2000-03
6. 282 Orlando Williams, ORE, 1992-95
7. 272 Damon Stoudamire, ARIZ, 1992-95
8. 263 Ron Riley, ASU, 1993-96
9. 252 Jerome Randle, CAL, 2007-10
10. 250 Eddie House, ASU, 1997-2000

**3-POINT FIELD GOAL ATTEMPTS
ALL GAMES**

1. 896 Tajuan Porter, ORE, 2007-10
2. 891 Stevin Smith, ASU, 1991-94
3. 875 Jason Gardner, ARIZ, 2000-03
4. 831 Ron Riley, ASU, 1993-96
5. 747 Salim Stoudamire, ARIZ, 2002-05
6. 718 Orlando Williams, ORE, 1992-95
7. 710 Jason Kapon, UCLA, 2000-03
8. 683 Eddie House, ASU, 1997-2000
9. 677 Damon Stoudamire, ARIZ, 1992-95
10. 629 Terik Brown, ORE, 1996-99

**3-POINT FIELD GOAL PCT.
ALL GAMES**

- (Min. 100 made and two seasons)
1. .477 Todd Lichti, STAN, 1986-89
(112-of-235)
 2. .463 Terry Taylor, STAN, 1986-89
(156-of-337)
 3. .458 Salim Stoudamire, ARIZ, 2002-05
(342-of-747)
 4. .457 Isaac Fontaine, WSU, 1994-97
(208-of-455)
 5. .446 Jason Kapon, UCLA, 2000-02
(317-of-710)
 6. .440 Theo Robertson, CAL, 2006-10
(154-of-350)
 7. .437 Dion Cross, STAN, 1993-1996
(241-of-551)
 8. .435 Darren Collison, UCLA, 2006-09
(164-of-377)
 9. .431 Chris Hernandez, STAN, 2002-06
(198-of-459)
 10. .429 Kenny Amman, STAN, 1990-91
(105-of-245)

(Steve Kerr, ARIZ, redshirted during the first season of the three-pointer, 1986-87. In 1987-88, his senior year, he shot 57.3 percent (114-of-199) from that distance)

**FREE THROWS
ALL GAMES**

1. 711 Don MacLean, UCLA, 1989-92
2. 671 Ike Diogu, ASU, 2003-05
3. 652 Adam Keefe, STAN, 1990-92
4. 625 Sean Elliott, ARIZ, 1986-89
5. 591 Brevin Knight, STAN, 1994-97
6. 584 Todd Lichti, STAN, 1986-89
7. 543 Mel Counts, OSU, 1962-64
8. 532 John Revelli, STAN, 1981-84
9. 516 Jason Gardner, ARIZ, 2000-03
10. 506 Luke Jackson, ORE, 2001-04

**FREE THROW ATTEMPTS
ALL GAMES**

1. 886 Adam Keefe, STAN, 1989-92
2. 854 Ike Diogu, ASU, 2003-05
3. 827 Don MacLean, UCLA, 1989-92
4. 786 Sean Elliott, ARIZ, 1986-89
5. 741 Brevin Knight, STAN, 1994-97
6. 726 John Revelli, STAN, 1981-84
7. 702 J.R. Henderson, UCLA, 1995-98
8. 699 Lew Alcindor, UCLA, 1967-69
9. 695 Todd Lichti, STAN, 1986-89
10. 693 Mel Counts, OSU, 1962-64

**FREE THROW PERCENTAGE
ALL GAMES**

- (Min. 2 seasons/2 made per game)
1. .881 Jerome Randle, CAL, 2007-10
(393-of-446)
 2. .880 Rod Foster, UCLA, 1980-83
(309-of-351)
 3. .871 Tajuan Porter, ORE, 2007-10
(290-of-333)
 4. .8699 Salim Stoudamire, ARIZ, 2002-05
(388-of-446)
 5. .8691 Ryan Mendez, STAN, 1998-01
(186-of-214)
 6. .868 Rob Closs, ORE, 1977-79
(145-of-167)
 7. .86698 Arthur Lee, STAN, 1996-99
(365-of-421)
 8. .86695 Curtis Allen, WASH, 2001-04
(202-of-233)
 9. .862 Chris Stephens, OSU, 2003-06
(224-of-260)
 10. .860 Don MacLean, UCLA, 1989-92
(711-of-827)

**REBOUNDS
ALL GAMES
(750-REBOUND CLUB)**

1. 1375 Mel Counts, OSU, 1962-64
2. 1370 Bill Walton, UCLA, 1972-74
3. 1367 Lew Alcindor, UCLA, 1967-69
4. 1283 Jon Brockman, WASH, 2006-09
5. 1119 Adam Keefe, STAN, 1989-92
6. 1114 Greg Ballard, ORE, 1974-77
7. 1081 Tim Young, STAN, 1995-99
8. 1067 Ron Riley, USC, 1970-72
9. 1051 Doug Smart, WASH, 1957-59
10. 1022 David Greenwood, UCLA, 1976-79
11. 1019 Bob McKeen, CAL, 1951-55
12. 1001 Trevor Wilson, UCLA, 1987-90
13. 997 Doug McClary, WASH, 1951-53
14. 995 Chris Welp, WASH, 1984-87
15. 992 Steve Puidokas, WSU, 1974-77
Don MacLean, UCLA, 1989-92
17. 975 Todd MacCulloch, WASH, 1996-99
975 Channing Frye, ARIZ, 2002-05
19. 971 Bob Houbregs, WASH, 1951-53
20. 955 Kimberly Belton, STAN, 1977-80
21. 945 Steve Hawes, WASH, 1970-72
22. 944 Rich Kelley, STAN, 1973-75
23. 942 Jeff Pendergraph, ASU, 2006-09
24. 940 Ansley Truitt, CAL, 1970-72
25. 927 Mark Hendrickson, WSU, 1993-96
26. 903 Maarty Leunen, ORE, 2005-08
27. 900 Willie Naulls, UCLA, 1954-56
28. 898 Brian Hendrick, CAL, 1990-93

29.	897	Marques Johnson, UCLA, 1974-77
30.	896	Dan Gadzuric, UCLA, 1999-2002
	896	Taj Gibson, USC, 2007-09
32.	894	Sidney Wicks, UCLA, 1969-71
33.	890	Chet Noe, ORE, 1950-53
34.	889	Sean Lampley, CAL, 1998-2001
35.	880	A.C. Green, OSU, 1982-85
36.	862	Doug True, CAL, 1977-80
37.	861	Anthony Cook, ARIZ, 1986-89
		Mark Madsen, STAN, 1997-2000
39.	860	Max Anderson, ORE, 1954-56
		Howard Wright, STAN, 1985-89
41.	846	Jim Loscutt, ORE, 1950-55
42.	844	Jim McKean, WSU, 1966-68
43.	839	Sam Clancy, USC, 1999-2002
44.	837	Ted Werner, WSU, 1963-65
45.	832	Bruno Boin, WASH, 1956-59
	832	Michael Wright, ARIZ, 1999-01
47.	831	John Rudometkin, USC, 1960-62
48.	828	Dave Gambee, OSU, 1956-58
49.	827	Charlie Sells, WSU, 1960-62
50.	822	Allen Young, USC, 1963-65
51.	821	Ronnie Coleman, USC, 1988-91
52.	820	Ed O'Bannon, UCLA, 1993-95
53.	818	Stan Love, ORE, 1968-71
		J.R. Henderson, UCLA, 1995-98
55.	817	A.J. Bramlett, ARIZ, 1996-99
56.	814	Dave Butler, CAL, 1983-87
57.	808	Sean Elliott, ARIZ, 1986-89
58.	806	Derrick Dowell, USC, 1984-87
59.	802	Ike Diogu, ASU, 2003-05
60.	798	John Revelli, STAN, 1980-84
61.	797	Charles O'Bannon, UCLA, 1994-97
62.	796	Curtis Rowe, UCLA, 1969-71
63.	792	James Edwards, WASH, 1974-77
64.	791	Dwight Morrison, Idaho, 1952-54
		Fred Slaughter, UCLA, 1962-64
66.	785	Steve Johnson, OSU, 1977-80
67.	784	Leonard Taylor, CAL, 1985-89
68.	775	Carlos Daniel, WSU, 1995-98
		L.R. Mbaha Moute, UCLA, 2006-08
70.	768	Roy Irvin, USC, 1953-55
		Ed Corell, WASH, 1961-63
72.	767	Wayne Carlander, USC, 1982-85
73.	766	Solomon Hill, ARIZ, 2010-13
74.	763	Jaha Wilson, USC, 1994-97
	763	Jordan Hill, ARIZ, 2007-09
76.	755	Tom Dose, STAN, 1962-64
	755	David Bluthenthal, USC, 1999-2002
78.	757	Quincy Pondexter, WASH, 2007-10
79.	752	Detlef Schrempf, WASH, 1982-85
80.	751	Don Bragg, UCLA, 1952-55

REBOUNDING AVERAGE ALL GAMES

(Min. 2 seasons)

1.	15.7	Bill Walton, UCLA, 1972-74
2.	15.5	Lew Alcindor, UCLA, 1967-69
3.	15.4	Mel Counts, OSU, 1962-64
4.	14.8	Jim Loscutt, ORE, 1951-55
5.	14.6	Bob Peterson, ORE, 1951-52
6.	13.7	Ron Riley, USC, 1970-72
7.	13.5	Doug Smart, WASH, 1957-59
8.	13.1	Steve Hawes, WASH, 1970-72
9.	12.8	Swede Halbrook, OSU, 1954-55
		Bob Presley, CAL, 1968-69

REBOUNDS CONFERENCE GAMES

1.	724	Jon Brockman, WASH, 2006-09
2.	687	Bill Walton, UCLA, 1972-74
3.	676	Chris Welp, WASH, 1984-87
4.	646	Doug Smart, WASH, 1957-59
5.	627	Adam Keefe, STAN, 1989-92
6.	600	Lew Alcindor, UCLA, 1967-69
7.	597	Trevor Wilson, UCLA, 1987-90
8.	581	Don MacLean, UCLA, 1989-92
9.	569	Ron Riley, USC, 1970-72
10.	567	Kimberly Belton, STAN, 1977-80

REBOUNDING AVERAGE CONFERENCE GAMES

(Min. 2 seasons)

1.	16.4	Bill Walton, UCLA, 1972-74
2.	14.6	Lew Alcindor, UCLA, 1967-69
3.	14.2	Steve Hawes, WASH, 1970-72
4.	13.5	Ron Riley, USC, 1970-72
		Doug Smart, WASH, 1957-59
6.	13.1	Ted Werner, WSU, 1964-65
7.	12.9	Swede Halbrook, OSU, 1954-55
8.	12.4	Willie Naulls, UCLA, 1954-56
9.	12.1	Bob Presley, CAL, 1968-69
10.	11.9	Rich Kelley, STAN, 1973-75

ASSISTS ALL GAMES

(Min. 2 seasons)

1.	938	Gary Payton, OSU, 1987-90
2.	833	Pooh Richardson, UCLA, 1986-89
3.	810	Russell Brown, ARIZ, 1978-81
4.	780	Brevin Knight, STAN, 1994-97
5.	779	Brandon Granville, USC, 1999-2002
6.	670	Mustafa Shakur, ARIZ, 2004-07
7.	663	Damon Stoudamire, ARIZ, 1992-95
8.	652	Tyus Edney, UCLA, 1992-95
9.	636	Darrick Martin, UCLA, 1989-92
10.	622	Jason Gardner, ARIZ, 2000-03

STEALS ALL GAMES (Min. 2 seasons)

1.	321	Gary Payton, OSU, 1986-90
2.	298	Brevin Knight, STAN, 1994-97
3.	258	Eddie House, ASU, 1997-2000
4.	246	Stevin Smith, ASU, 1990-94
5.	245	Jason Terry, ARIZ, 1996-99
6.	238	Hassan Adams, ARIZ, 2003-06
7.	236	Lafayette Lever, ASU, 1979-82
8.	235	Earl Watson, UCLA, 1998-2001
9.	228	Brandon Granville, USC, 1999-2002
10.	225	Jason Gardner, ARIZ, 2000-03

BLOCKED SHOTS ALL GAMES

1.	278	Anthony Cook, ARIZ, 1986-89
2.	253	Taj Gibson, USC, 2007-09
3.	258	Channing Frye, ARIZ, 2002-05
4.	207	Michael Stewart, CAL, 1994-97
5.	195	Sam Clancy, USC, 1999-2002
6.	191	Mario Bennett, ASU, 1991-95
7.	188	Jelani McCoy, UCLA, 1996-98
8.	186	Chris Welp, WASH, 1984-87
	186	Loren Woods, ARIZ, 2000-01
10.	184	Dan Gadzuric, UCLA, 1999-2002

Conference figures do not include Pac-12 Tournament games (1987-90, 2002-12)

TRIPLE-DOUBLES (All points-rebounds-assists) (Since 1985)

1.	4	Jason Kidd, CAL
		vs. Md.-Baltimore County, Dec. 10, 1993 (17-11-11)
		vs. ARIZ, Jan. 13, 1994 (17-11-11)
		vs. STAN, Jan. 20, 1994 (15-10-18)
		vs. UCLA, Jan. 30, 1994 (18-14-12)
2.	3	Andre Iguodala, ARIZ
		vs. Texas, Dec. 9, 2003 (13-13-10)
		vs. Liberty, Dec. 28, 2003 (13-11-11)
		vs UCLA, Feb. 14, 2004 (14-11-10)
3.	2	Loren Woods, ARIZ
		vs. ORE, Feb. 3, 2000 (16-10-14)*
		vs. WASH, Jan. 12, 2001 (13-10-10)*
		Luke Jackson, ORE
		vs. WASH, Feb. 17, 2001 (14-11-10)
		vs. Florida A&M, Dec. 20, 2002 (14-11-10)
5.	1	Kevin Johnson, CAL
		vs. ARIZ, Jan. 22, 1987 (22-10-12)
		Gary Payton, OSU
		vs. Portland, Nov. 26, 1989 (20-14-11)
		Matt Muehlebach, ARIZ
		vs. USC, Mar. 9, 1990 (10-11-10)
		Chris Mills, ARIZ
		vs. Northern Arizona, Dec. 18, 1991 (19-10-10)
		Damon Stoudamire, ARIZ
		vs. ORE, Feb. 23, 1995 (32-12-14)
		Jelani McCoy, UCLA
		vs. Maryland, Dec. 9, 1995 (15-10-11)*
		Toby Bailey, UCLA
		vs. Stephen F. Austin, Dec. 18, 1995 (23-10-10)
		Luke Walton, ARIZ
		vs. USC, Jan. 17, 2002 (27-11-10)
		Brook Lopez, STAN
		vs. USC, Jan. 25, 2007 (18-11-12)*
		Kyle Weaver, WSU
		vs. STAN, Jan. 13, 2007 (14-13-10)
		Daniel Hackett, USC
		vs. South Carolina, Nov. 17, 2008 (22-10-10)
		Jordan Bachynski, ASU
		vs. CS Northridge, Dec. 8, 2006 (13-12-12)

* - Points-rebounds-blocks

MOST POINTS

ALL GAMES

1. 870 Lew Alcindor, UCLA, 1967
2. 848 Khalid Reeves, ARIZ, 1994
3. 846 Bob Houbregs, WASH, 1953
4. 789 Harold Miner, USC, 1992
5. 775 Mel Counts, OSU, 1964
6. 750 Reggie Miller, UCLA, 1986
7. 746 Gary Payton, OSU, 1990
8. 745 Terrell Brandon, ORE, 1991
9. 744 Gail Goodrich, UCLA, 1965
10. 743 Sean Elliott, ARIZ, 1988

HIGHEST SCORING AVERAGE

ALL GAMES

1. 29.0 Lew Alcindor, UCLA, 1967
2. 26.7 Mel Counts, OSU, 1964
3. 26.6 Terrell Brandon, ORE, 1991
4. 26.3 Harold Miner, USC, 1992
5. 26.2 Lew Alcindor, UCLA, 1968
6. 25.9 Reggie Miller, UCLA, 1986
7. 25.7 Gary Payton, OSU, 1990
8. 25.6 Bob Houbregs, WASH, 1953
9. 25.3 Adam Keefe, STAN, 1992
10. 25.2 John Block, USC, 1966

FRESHMAN SCORING AVERAGE

ALL GAMES

1. 21.1 Shareef Abdur-Rahim, CAL, 1996
2. 20.6 Harold Miner, USC, 1990
3. 20.7 O.J. Mayo, USC, 2008
4. 19.7 Jerryd Bayless, ARIZ, 2008
5. 19.0 Ike Diogu, ASU, 2003
6. 18.6 Don MacLean, UCLA, 1989
7. 18.5 Jahii Carson, ASU, 2013
8. 18.4 Cliff Robinson, USC, 1978
9. 17.9 Shabazz Muhammad, UCLA, 2013
10. 17.8 James Harden, ASU, 2008

MOST FIELD GOALS

ALL GAMES

1. 346 Lew Alcindor, UCLA, 1967
2. 325 Bob Houbregs, WASH, 1953
3. 303 Lew Alcindor, UCLA, 1969
4. 294 Lew Alcindor, UCLA, 1968
5. 288 Gary Payton, OSU, 1990
6. 283 Byron Scott, ASU, 1983
7. 281 Chris Welp, WASH, 1987
8. 277 Gail Goodrich, UCLA, 1965
- 277 Bill Walton, UCLA, 1973
10. 276 Richard Washington, UCLA, 1976
- 276 Khalid Reeves, ARIZ, 1994

MOST FIELD GOAL ATTEMPTS

ALL GAMES

1. 626 Ron Tomsic, STAN, 1953
2. 623 Eddie House, ASU, 2000
3. 604 Bob Houbregs, WASH, 1953
4. 590 Ron Lee, ORE, 1975
5. 582 Willie Naulls, UCLA, 1956
6. 579 Mel Counts, OSU, 1964
7. 574 Mel Counts, OSU, 1963
8. 572 Khalid Reeves, ARIZ, 1994
9. 571 Gary Payton, OSU, 1990
- 571 Harold Miner, USC, 1992

HIGHEST FIELD GOAL PCT.

ALL GAMES (Min. 3.0 made per game)

1. .756 Jelani McCoy, UCLA, 1997 (152-of-201)
2. 746 Steve Johnson, OSU, 1981 (235-of-315)
3. .710 Steve Johnson, OSU, 1980 (211-of-297)
4. .702 Mark McNamara, CAL, 1982 (231-of-329)
5. .676 Todd MacCulloch, WASH, 1997 (163-of-241)
- .676 Jelani McCoy, UCLA, 1996 (138-of-204)
7. .667 Lew Alcindor, UCLA, 1967 (346-of-519)
- 8..66477 Eric Boateng, ASU, 2010 (117-of-176)
- 9..66475 Bill Walton, UCLA, 1974 (232-of-349)
10. .662 Todd MacCulloch, WASH, 1999 (210-of-317)

MOST 3-POINT FIELD GOALS

ALL GAMES

1. 120 Salim Stoudamire, ARIZ, 2005
2. 114 Steve Kerr, ARIZ, 1988
3. 113 Stevin Smith, ASU, 1993
4. 112 Damon Stoudamire, ARIZ, 1995
5. 110 Tajuan Porter, ORE, 2007
6. 106 Jason Gardner, ARIZ, 2002
7. 98 Klay Thompson, WSU, 2011
8. 96 Stevin Smith, ASU, 1994
9. 94 Orlando Williams, ORE, 1995
10. 93 Phil Glenn, USC, 1993
- 93 Damon Stoudamire, ARIZ, 1994
- 93 Luke Ridnour, ORE, 2002
- 93 Rihards Kuksiks, ASU, 2009
- 93 Jeremy Green, STAN, 2010

MOST 3-POINT FIELD GOAL ATT.

ALL GAMES

1. 300 Stevin Smith, ASU, 1993
2. 276 Jason Gardner, ARIZ, 2002
3. 265 Damon Stoudamire, ARIZ, 1994
4. 260 Stevin Smith, ASU, 1994
5. 252 Tajuan Porter, ORE, 2007
6. 249 Desmon Farmer, USC, 2004
7. 246 Klay Thompson, WSU, 2011
8. 244 Jeremy Green, STAN, 2010
9. 243 Dwayne Hackett, USC, 1993
10. 241 Damon Stoudamire, ARIZ, 1995

HIGHEST 3-POINT FIELD GOAL PCT.

ALL GAMES (Min. 1.0 made per game)

1. .573 Steve Kerr, ARIZ, 1988 (114-of-199)
2. .568 Derrick Williams, ARIZ, 2011 (42-of-74)
3. .527 Grant Leep, WASH, 2002 (39-of-74)
4. .525 Darren Collison, UCLA, 2008 (53-of-101)
5. .517 Todd Lichti, STAN, 1988 (46-of-89)
6. .515 Michael Roll, UCLA, 2009 (51-of-99)
7. .514 Michael McDonald, STAN 2001 (56-of-109)

8. .513 Matt Anderson, ASU, 1989 (41-of-80)
9. .504 Salim Stoudamire, ARIZ, 2005 (120-of-238)
10. .500 Donald Watts, WASH, 1999 (32-of-64)
- .500 Tracy Murray, UCLA, 1992 (78-of-156)
- .500 Billy Dreher, CAL, 1991 (56-of-112)
- .500 Anthony Lever, ORE, 2002 (53-of-106)
- .500 Nick DeWitz, OSU, 2005 (34-of-68)

MOST FREE THROWS

ALL GAMES

1. 248 Ike Diogu, ASU, 2005
2. 247 Derrick Williams, ARIZ, 2011
3. 243 Ike Diogu, ASU, 2004
4. 237 Mel Counts, OSU, 1964
5. 232 Harold Miner, USC, 1992
6. 211 Khalid Reeves, ARIZ, 1994
7. 204 James Harden, ASU, 2009
8. 203 Adam Keefe, STAN, 1991
9. 202 Reggie Miller, UCLA, 1986
10. 201 John Green, UCLA, 1962

MOST FREE THROW ATTEMPTS

ALL GAMES

1. 331 Derrick Williams, ARIZ, 2011
2. 328 Swede Halbrook, OSU, 1954
3. 316 Mel Counts, OSU, 1964
4. 311 Ike Diogu, ASU, 2005
5. 298 Ike Diogu, ASU, 2004
6. 294 Milo Mclvor, WSU, 1921
7. 286 Harold Miner, USC, 1992
8. 283 Larry Beck, WSU, 1956
9. 281 Dean Parsons, WASH, 1954
10. 274 Lew Alcindor, UCLA, 1967

HIGHEST FREE THROW PCT.

ALL GAMES (Min. 2.0 made per game)

1. .950 Rod Foster, UCLA, 1982 (95-of-100)
2. .933 Jerome Randle, CAL, 2010 (139-of-149)
3. .931 Ryan Mendez, STAN, 2001 (94-of-101)
4. .923 Kevin Mixon, ORE, 1991 (60-of-65)
5. .921 Don MacLean, UCLA, 1992 (197-of-214)
6. .920 Dion Cross, STAN, 1996 (81-of-88)
7. .918 Tajuan Porter, ORE, 2010 (56-of-61)
8. .914 Chris Hernandez, STAN, 2004 (96-of-105)
9. .910 Salim Stoudamire, ARIZ, 2005 (122-of-134)
10. .909 Rod Foster, UCLA, 1981 (60-of-66)
- Tajuan Porter, ORE, 2007 (80-of-88)
- E.J. Singler, ORE, 2012 (110-of-121)

MOST ASSISTS ALL GAMES

- 294 Ahlon Lewis, ASU, 1998
- 272 Jason Kidd, CAL, 1994
- 256 Larry Drew II, UCLA, 2013
- 248 Brandon Granville, USC, 2000
- 247 Russell Brown, ARIZ, 1979
- 244 Gary Payton, OSU, 1989
- 236 Pooh Richardson, UCLA, 1989
- 235 Gary Payton, OSU, 1990
- 234 Brevin Knight, STAN, 1997
- 233 Marcell Capers, ASU, 1995

MOST ASSISTS ALL GAMES - FRESHMAN

- 229 Gary Payton, OSU, 1987
- 222 Jason Kidd, CAL, 1993
- 197 Russell Brown, ARIZ, 1979
- 179 Pooh Richardson, UCLA, 1986
- 178 Mike Bibby, ARIZ, 1997
- 177 Jahii Carson, ASU, 2013
- 175 Jelani Gardner, CAL, 1995
- 175 Kenya Wilkins, ORE, 1994
- 162 Jason Gardner, ARIZ, 2000
- 161 Baron Davis, UCLA, 1998

MOST STEALS ALL GAMES

- 110 Jason Kidd, CAL, 1993
- 100 Gary Payton, OSU, 1990
- 94 Jeff Trepagnier, USC, 2000
- 91 Jared Cunningham, OSU, 2012
- 91 Gary Payton, OSU, 1989
- 91 Lester Connor, OSU, 1982
- 89 Malcolm Armstead, ORE, 2011
- 85 Jared Cunningham, OSU, 2011
- 85 Jason Terry, ARIZ, 1997
- 84 Mike Bibby, ARIZ, 1998

MOST STEALS ALL GAMES - FRESHMAN

- 110 Jason Kidd, CAL, 1993
- 77 Baron Davis, UCLA, 1998
- 77 Brevin Knight, STAN, 1994
- 76 Mike Bibby, ARIZ, 1997
- 73 James Harden, ASU, 2008
- 73 Jordan Adams, UCLA, 2013
- 71 Gilbert Arenas, ARIZ, 2000
- 69 Maurice Jones, USC, 2011
- 68 Errick Craven, USC, 2002
- 66 Tony Wroten, WASH, 2012

MOST REBOUNDS ALL GAMES

- 506 Bill Walton, UCLA, 1973
- 489 Mel Counts, OSU, 1964
- 485 Mel Counts, OSU, 1963
- 466 Lew Alcindor, UCLA, 1967
- 466 Bill Walton, UCLA, 1972
- 465 Bob Peterson, ORE, 1952
- 461 Lew Alcindor, UCLA, 1968
- 448 Jim Loscutoff, ORE, 1955
- 440 Lew Alcindor, UCLA, 1969
- 415 Kevin Love, UCLA, 2008

HIGHEST REBOUNDING AVERAGE ALL GAMES

- 17.2 Jim Loscutoff, ORE, 1955
- 16.9 Mel Counts, OSU, 1964
- 16.9 Bill Walton, UCLA, 1973
- 16.6 Bob Peterson, ORE, 1952
- 16.5 Lew Alcindor, UCLA, 1968
- 15.6 Mel Counts, OSU, 1963
- 15.5 Lew Alcindor, UCLA, 1967
- 15.5 Bill Walton, UCLA, 1972
- 15.3 Ron Riley, USC, 1971
- 14.8 Steve Hawes, WASH, 1971

MOST REBOUNDS ALL GAMES - FRESHMAN

- 415 Kevin Love, UCLA, 2008
- 321 Taj Gibson, USC, 2007
- 318 Luc Richard Mbah a Moute, UCLA, 2006
- 302 Kyle Anderson, UCLA, 2013
- 269 Ryan Anderson, CAL, 2007
- 256 Leon Powe, CAL, 2004
- 254 Michael Wright, ARIZ, 1999
- 249 Bob McKean, CAL, 1952
- 249 Tim Young, STAN, 1995
- 249 Ike Diogu, ASU, 2003

HIGHEST REBOUNDING AVERAGE ALL GAMES - FRESHMAN

- 10.6 Kevin Love, UCLA, 2008
- 9.6 Cliff Robinson, USC, 1978
- 9.5 Leon Powe, CAL, 2004
- 8.9 Steve Puidokas, WSU, 1974
- 8.8 Michael Wright, ARIZ, 1999
- 8.7 Taj Gibson, USC, 2007
- 8.6 Bob McKean, CAL, 1952
- 8.6 Tim Young, STAN, 1995
- 8.6 Kyle Anderson, UCLA, 2013
- 8.4 Shareef Abdur-Rahim, CAL, 1996

BLOCKED SHOTS ALL GAMES

- 120 Jordan Bachynski, ASU, 2013
- 115 Mario Bennett, ASU, 1995
- 113 Rodger Farrington, ASU, 1997
- 102 Jelani McCoy, UCLA, 1996
- 102 Loren Woods, ARIZ, 2000
- 100 Taj Gibson, USC, 2009
- 85 Channing Frye, ARIZ, 2005
- 84 Anthony Cook, ARIZ, 1989
- 84 Loren Woods, ARIZ, 2001
- 84 Taj Gibson, USC, 2008

BLOCKED SHOTS ALL GAMES - FRESHMAN

- 102 Jelani McCoy, UCLA, 1996
- 73 Robin Lopez, STAN, 2007
- 69 Taj Gibson, USC, 2007
- 69 Eric Moreland, OSU, 2012
- 59 Michael Stewart, CAL, 1994
- 55 Mario Bennett, ASU, 1992
- 54 Spencer Hawes, WASH, 2007
- 54 Jamal Sampson, CAL, 2002
- 52 Kevin Love, UCLA, 2008
- 50 Anthony Cook, ARIZ, 1986
- 50 Channing Frye, ARIZ, 2002

PAC-12 MEN'S BASKETBALL – BEST SEASON PERFORMANCE (Conference games only)

MOST POINTS CONFERENCE GAMES

- 500 Reggie Miller, UCLA, 1986
- 486 Terrell Brandon, ORE, 1991
- 484 Harold Miner, USC, 1992
- 463 Adam Keefe, STAN, 1992
- 454 Gary Payton, OSU, 1990
- 454 Lamond Murray, CAL, 1994
- 442 Don Collins, WSU, 1980
- 424 Harold Miner, USC, 1991
- 417 Khalid Reeves, ARIZ, 1994
- 416 Damon Stoudamire, ARIZ, 1995

HIGHEST SCORING AVERAGE CONFERENCE GAMES

- 27.8 Reggie Miller, UCLA, 1986
- 27.5 Lew Alcindor, UCLA, 1968
- 27.5 John Block, USC, 1966
- 27.4 Lew Alcindor, UCLA, 1967
- 27.3 Stan Love, ORE, 1971
- 27.0 Terrell Brandon, ORE, 1991
- 26.9 Harold Miner, USC, 1992
- 26.1 Ed Gray, CAL, 1997
- 25.7 Adam Keefe, STAN, 1992
- 25.2 Gary Payton, OSU, 1990
- 25.2 Lamond Murray, CAL, 1994

MOST REBOUNDS CONFERENCE GAMES

- 282 Jim Loscutoff, ORE, 1955
- 239 Bill Walton, UCLA, 1972
- 231 Willie Naulls, UCLA, 1956
- 229 Chet Noe, ORE, 1953
- 228 Bill Walton, UCLA, 1973
- 226 Doug Smart, WASH, 1959
- 226 Todd MacCulloch, WASH, 1999
- 224 Adam Keefe, STAN, 1992
- 223 Bob Peterson, ORE, 1952
- 223 Jon Brockman, WASH, 2009

HIGHEST REBOUNDING AVERAGE CONFERENCE GAMES

- 17.6 Jim Loscutoff, ORE, 1955
- 17.1 Bill Walton, UCLA, 1972
- 16.3 Lew Alcindor, UCLA, 1968
- 16.3 Bill Walton, UCLA, 1973
- 15.1 Steve Hawes, WASH, 1971
- 15.0 Ron Riley, USC, 1971
- 15.0 Ron Riley, USC, 1972
- 14.8 Steve Hawes, WASH, 1972
- 14.4 Willie Naulls, UCLA, 1956
- 14.4 Bill Walton, UCLA, 1974

SELECTED CATEGORIES

INDIVIDUAL

MOST POINTS - ALL GAMES

1. 61 Lew Alcindor, UCLA vs. WSU, Feb. 25, 1967
- 61 Eddie House, ASU vs. CAL, Jan. 8, 2000
3. 58 Gary Payton, OSU vs. USC, Feb. 22, 1990
4. 56 Lew Alcindor, UCLA vs. USC, Dec. 3, 1966
5. 50 Hank Luisetti, STAN vs. Duquesne, Jan. 1, 1938
6. 49 Bob Houbregs, WASH vs. Idaho, Jan. 10, 1953
Casey Jacobsen, STAN vs. ASU, Jan. 31, 2002
8. 48 Mel Counts, OSU vs. Louisiana State, Dec. 26, 1963
Gary Payton, OSU vs. Loyola Marymount, Dec. 19, 1989
Ed Gray, CAL vs. WSU, Feb. 22, 1997

Times 40 or more (multiple efforts only): Alcindor 6; House 4; Houbregs, Greg Ballard 3, Payton 3; John Block, Mel Counts, Gail Goodrich, Casey Jacobsen, Brian Quinnett, Reggie Miller, Damon Stoudamire, Klay Thompson 2

MOST POINTS - ALL GAMES (Freshman)

1. 41 Don MacLean, UCLA vs. North Texas State, Dec. 30, 1988

MOST POINTS - CONFERENCE GAME

1. 61 Lew Alcindor, UCLA vs. WSU, Feb. 25, 1967
61 Eddie House, ASU vs. CAL, Jan. 8, 2000
3. 58 Gary Payton, OSU vs. USC, Feb. 22, 1990
4. 49 Bob Houbregs, WASH vs. Idaho, Jan. 10, 1953
Casey Jacobsen, STAN vs. ASU, Jan. 31, 2002
6. 48 Ed Gray, CAL vs. WSU, Feb. 22, 1997
7. 45 John Block, USC vs. WASH, Feb. 11, 1966
Paul Williams, ASU vs. USC, Mar. 10, 1983
Damon Stoudamire, ARIZ vs. STAN, Jan. 14, 1995
10. 44 John Block, USC vs. ORE, Feb. 18, 1966
Lew Alcindor, UCLA vs. CAL, Jan. 12, 1968
Brian Quinnett, WSU vs. USC, Jan. 29, 1989
Jason Kapono, UCLA vs. WSU, Jan. 4, 2003

MOST POINTS - CONFERENCE GAME (Freshman)

1. 39 Cliff Robinson, USC vs. CAL, Feb. 2, 1978
Jerryd Bayless, ARIZ vs. ASU, Feb. 10, 2008

MOST REBOUNDS - ALL GAMES

1. 36 Swede Halbrook, OSU vs. Idaho, Feb. 15, 1955
2. 32 Swede Halbrook, OSU vs. Idaho, Feb. 14, 1955
Jim Loscutt, ORE vs. Brigham Young, Jan. 28, 1955
4. 30 Ed Corell, WASH vs. ORE, 1962 (date n/a)
5. 28 Steve Hawes, WASH vs. STAN, 1972 (date n/a)
Willie Naulls, UCLA vs. ASU, Jan. 28, 1956
Cliff Robinson, USC vs. Portland State, Jan. 20, 1978
David Bluthenthal, USC vs. ASU, Jan. 20, 2000
8. 27 Rich Kelley, STAN vs. Kentucky, Dec. 22, 1974
Jim McKean, WSU vs. West Virginia, Dec. 28, 1966
Bob Presley, CAL vs. St. Mary's, Dec. 6, 1967
Bill Walton, UCLA vs. Loyola (Chicago), Jan. 25, 1973
Bill Walton, UCLA vs. Maryland, Dec. 1, 1973

Times 25 or more: Halbrook 3; Presley, Walton 2

MOST REBOUNDS - CONFERENCE GAME

1. 36 Swede Halbrook, OSU vs. Idaho, Feb. 15, 1955
2. 32 Swede Halbrook, OSU vs. Idaho, Feb. 14, 1955
3. 28 Steve Hawes, WASH vs STAN, 1972
4. David Bluthenthal, USC vs. ASU, Jan. 20, 2000
5. 26 Dean Parsons, WASH vs. Idaho, 1955
6. 25 Bob Presley, CAL vs. OSU, Feb. 24, 1968
Ron Riley, USC vs. WSU, 1972
8. 24 Lew Alcindor, UCLA vs. WSU, Feb. 25, 1967
Ted Werner, WSU vs. UCLA, Feb. 13, 1965

MOST ASSISTS - ALL GAMES

1. 19 Russell Brown, ARIZ vs. Grand Canyon, Dec. 8, 1979
2. 18 Jason Kidd, CAL vs. STAN, Jan. 20, 1994
3. 17 Russell Brown, ARIZ vs. CAL, Feb. 2, 1979
4. 16 Rafael Stone, WASH vs. CAL, 1969-70
Ahlon Lewis, ASU vs. Northern Arizona, Dec. 3, 1997
Earl Watson, UCLA vs. Maryland, Mar. 18, 2000
Mitch Johnson, STAN vs. Marquette, Mar. 22, 2008
7. 15 Eight times. Last; Darren Collison, UCLA vs. ARIZ, Feb. 17, 2007

MOST ASSISTS - CONFERENCE GAME

1. 18 Jason Kidd, CAL vs. STAN, Jan. 20, 1994
2. 17 Russell Brown, ARIZ vs. CAL, Feb. 2, 1979
3. 16 Rafael Stone, WASH vs. CAL, 1970 (date n/a)
4. 15 Chester Dorsey, WASH vs. UCLA, 1975 (date n/a)
Gary Payton, OSU vs. ASU, Nov. 30, 1989
Donminic Ellison, WSU vs. CS Northridge, Jan. 25, 1995
Curtis Allen, WASH vs. ASU, Jan. 10, 2002
Darren Collison, UCLA vs. ARIZ, Feb. 17, 2007
9. 14 Six times. Last; Will Conroy, WASH vs. CAL, Mar. 3, 2005

MOST STEALS - ALL GAMES

1. 11 Tyus Edney, UCLA vs. George Mason, Dec. 22, 1994
2. 10 Brevin Knight, STAN vs. McNeese State, 1994
Jeff Trepagnier, USC vs. Utah State, Nov. 11, 1999
4. 9 Jason Hamilton, WASH vs. Eastern Wash., Nov. 28, 1995
Kenya Wilkins, ORE vs. Boise State, Dec. 20, 1996
Bennett Davison, ARIZ vs. STAN, Feb. 28, 1998
Darren Collison, UCLA vs. Long Beach State, Nov. 28, 2006
8. 8 14 times. Last; Jared Cunningham, OSU vs. WSU, Mar. 4, 2010

MOST BLOCKED SHOTS - ALL GAMES

1. 14 Loren Woods, ARIZ vs. ORE, Feb. 3, 2000
2. 12 Brook Lopez, STAN vs. USC, Jan. 25, 2007
- 12 Jordan Bachynski, ASU vs. CS Northridge, Dec. 8, 2013

TEAM

MOST POINTS - ALL GAMES

1. 149 UCLA vs. Loyola Marymount (98), Dec. 2, 1990
2. 134 UCLA vs. UC Irvine (101), Nov. 23, 1990
3. 133 UCLA vs. Louisiana State (84), Dec. 23, 1969
ARIZ vs. Duquesne (78), Nov. 27, 1987
5. 131 WSU vs. Prairie View A&M (89), Jan. 14, 1991
6. 130 WASH vs. Chico State (67), Dec. 1, 1992
7. 129 STAN vs. Yale (108), Dec. 6, 1986
8. 127 UCLA vs. Miami, Fla. (69), Dec. 12, 1969
CAL vs. Oklahoma City (67), Jan. 3, 1972
ARIZ vs. ASU (99), Jan. 15, 1998

MOST POINTS - CONFERENCE GAME

1. 127 ARIZ vs. ASU (99), Jan. 15, 1998
2. 121 UCLA vs. WSU (77), Jan. 4, 1964
ASU vs. WASH (90), Dec. 22, 1988
4. 120 UCLA vs. STAN (90), Feb. 27, 1970
UCLA vs. STAN (74), Feb. 26, 1976
6. 119 UCLA vs. ORE (78), Feb. 16, 1969
7. 118 UCLA vs. STAN (79), Jan. 14, 1972
8. 116 UCLA vs. STAN (78), Jan. 14, 1967
OSU vs. ARIZ (80), Jan. 13, 1979
STAN vs. UCLA (110), Dec. 23, 1987 (20T)
ARIZ vs. WASH (61), Dec. 20, 1988
ARIZ vs. ASU (80), Feb. 18, 1993

WINNING PERCENTAGE (Conference Games Only)

COACH, SCHOOL	YRS	W-L	PCT
1. Gary Cunningham, UCLA (1978-79)	2	29-3	.906
2. Ben Cherrington, CAL (1917)	1	5-1	.833
3. Gene Bartow, UCLA (1976-77)	2	23-5	.821
4. John Wooden, UCLA (1949-75)	27	304-74	.810
5. Dean Walker, ORE (1919)	1	11-3	.786
6. Ernie Holbrook, USC (1943-44)	2	7-2	.778
7. Lute Olson, ARIZ (1984-07)	24	327-101	.764
8. Bob Evans, STAN (1919-20)	2	9-3	.750
9. Jim Rosborough, ARIZ (2001)	1	3-1	.750
10. Jim Harrick, UCLA (1989-96)	8	107-37	.743
11. Walter Powell, STAN (1921)	1	8-3	.727
12. Larry Farmer, UCLA (1982-84)	3	39-15	.722
13. Pete Newell, CAL (1955-60)	6	63-26	.708
14. Larry Brown, UCLA (1980-81)	2	25-11	.694
15. Ben Howland, UCLA (2004-13)	10	121-58	.676
16. Sean Miller, ARIZ (2010-)	4	48-24	.667
Earl Wright, CAL (1920-24)	4	30-15	.667
18. Ralph Miller, OSU (1971-89)	19	204-106	.658
19. Mike Montgomery, STAN/CAL (1986-04/09-)	23	272-142	.657
20. Tippy Dye, WASH (1951-59)	9	99-52	.656
21. Walt Hazzard, UCLA (1985-88)	4	47-25	.653
22. Hec Edmundson, WASH (1921-47)	27	266-146	.646
23. Sam Barry, USC (1930-41, 1946-50)	17	137-76	.643
24. Ned Wulk, ASU (1978-82)	4	46-26	.639
25. Steve Lavin, UCLA (1997-03)	7	80-46	.635
26. Dave MacMillan, ID (1921-27)	6	36-21	.632
27. E.J. Stewart, OSU (1916)	1	5-3	.625
(n/a) Kilduff, CAL (1916)	1	5-3	.625
Trent Johnson, STAN (2005-08)	4	45-27	.625
30. Lorenzo Romar, WASH (2003-)	11	118-80	.596
31. Tony Bennett, WSU (2007-09)	3	32-22	.593
32. Howard Hobson, ORE (1936-47)	11	108-77	.584
33. Julie Bestos, USC (1942)	1	7-5	.583
Tad Boyle, COLO (2012-)	2	21-15	.583
35. Nibs Price, CAL (1925-54)	30	192-138	.582
36. Bob Boyd, USC (1967-79)	13	106-80	.570
37. Bob Hager, OSU (1923-28)	6	34-27	.557
38. Dana Altman, ORE (2011-)	3	32-22	.556
39. Tim Floyd, USC (2006-09)	4	39-33	.542
40. Everett May, OSU (1917)	1	7-6	.538
41. Slats Gill, OSU (1929-64)	31	276-241	.534
42. John Bunn, STAN (1931-38)	8	52-46	.531
43. John Warren, ORE (1945-51)	5	44-39	.530
44. Art McLarney, WASH (1948-50)	3	27-25	.519
45. Ben Braun, CAL (1997-08)	12	110-106	.509
46. William Reinhart, ORE (1924-35)	12	80-80	.500
Andy Russo, WASH (1986-89)	4	36-36	.500
Bob Weinbauer, ASU (1983-85)	3	27-27	.500
Leo Calland, USC (1928-29)	2	10-10	.500
Russ Pennell, ARIZ (2009)	1	9-9	.500
William Hollender, CAL (1919-20)	2	7-7	.500
Bob Cantu, USC (2013)	1	7-7	.500
53. Marv Harshman, WSU/WASH (1959-71/1972-85)	23	176-177	.499
54. Stan Morrison, USC (1980-86)	7	62-64	.492
55. Dick Harter, ORE (1972-78)	7	48-50	.490
56. Paul Valenti, OSU (1960-70)	6	41-43	.488
57. Andy Kerr, STAN (1923-26)	4	12-13	.480
58. Bill Borchert, ORE (1952-56)	5	38-42	.475
59. Jack Friel, WSU (1929-58)	30	232-257	.474
Lou Campanelli, CAL (1986-92)	8	64-71	.474
61. Ernie Kent, ORE (1998-2010)	13	109-125	.466
62. Bill Frieder, ASU (1990-97)	8	67-77	.465
63. Henry Bibby, USC (1996-04)	9	71-82	.464
64. Howard Dallmar, STAN (1955-75)	21	132-160	.452
Tex Winter, WASH (1969-71)	3	19-23	.452
66. Everett Dean, STAN (1939-51)	11	60-73	.451
67. John Davidson, WASH (1916-17)	2	9-11	.450
68. Forrest Twogood, ID/USC (1937-41/1951-66)	21	135-168	.446
69. Don Newman, ASU (1998)	1	8-10	.444
70. George Raveling, WSU/USC (1973-83/1987-94)	19	140-178	.440
71. Charles Finley, ID (1948-54)	7	49-63	.438
72. Jim Anderson, OSU (1990-95)	6	47-61	.435
73. Johnny Dawkins, STAN (2009-)	5	39-51	.433
R.B. Rutherford, OSU (1921-22)	2	12-16	.429
75. Jerry Green, ORE (1993-97)	5	38-52	.422
76. Herb Sendek, ASU (2007-)	7	53-73	.421
77. Claude Hunt, WASH (1919)	1	5-7	.417
Leonard Allison, WASH (1920)	1	5-7	.417
79. Jim Padgett, CAL (1969-72)	4	23-33	.411
80. Don Monson, ORE (1984-92)	9	66-96	.407
81. John Grayson, WASH (1960-63)	4	19-28	.404
82. Gene VanGent, STAN (1922)	1	4-6	.400
83. Bob Bender, WASH (1994-02)	9	63-97	.394
Fred Snowden, ARIZ (1973-82)	4	28-44	.389
85. Sly Huntington, ORE (1920)	1	5-8	.385
86. Rob Evans, ASU (1999-06)	8	55-89	.382
Kevin O'Neill, ARIZ/USC (2008/10-13)	5	29-47	.382
88. Kelvin Sampson, WSU (1988-94)	7	48-78	.381
89. Fred Bohler, WSU (1909-26)	9	38-62	.380
90. Husky Hunt, STAN (1927-30)	4	12-20	.375
91. Rene Herrerias, CAL (1961-68)	8	40-67	.374
92. Wilbur Johns, UCLA (1940-48)	9	34-58	.370
93. Ken Bone, WSU (2010-)	4	26-46	.361
94. Steve Patterson, ASU (1984-88)	4	23-41	.359
95. Harlan Hodges, ID (1955-59)	5	28-52	.350
96. Tom Davis, STAN (1982-86)	4	25-47	.347
97. Dick Edwards, CAL (1973-78)	6	29-55	.345
98. Kevin Eastman, WSU (1995-99)	5	31-59	.344
Craig Robinson, OSU (2009-)	5	31-59	.344
100. Mac Duckworth, WASH (1964-68)	5	24-47	.338
101. Dick Bennett, WSU (2004-06)	3	18-36	.333
Charlie Parker, USC (1995-96)	2	9-18	.333
Bill Hargiss, OSU (1919-20)	2	8-16	.333
Bobby Muth, USC (1944-45)	2	3-6	.333
105. Len Stevens, WSU (1984-87)	4	23-49	.319
Lynn Nance, WASH (1990-93)	4	22-47	.319
107. J.A. Brown, ID (1943-46)	4	21-46	.313
108. Robert Burnett, STAN (1952-54)	3	11-25	.306
109. Steve Belko, ORE (1957-71)	10	44-102	.301
110. Jim Haney, ORE (1979-83)	5	27-63	.300
111. Dick Kuchen, CAL (1979-85)	7	37-89	.294
112. George Bohler, ORE (1921-23)	3	10-26	.278
Jim Saia, USC (2005)	1	5-13	.278
114. Jay John, OSU (2003-08)	6	28-74	.275
115. Rich Fox, ID (1928-36)	9	35-97	.265
116. Todd Bozeman, CAL (1993-96)	4	14-40	.259
117. Bob Schermerhorn, ASU (1989)	1	2-6	.250
Bill Hunter, USC (1922)	1	1-3	.250
119. Eddie Payne, OSU (1995-00)	5	22-68	.244
120. Dick DiBiaso, STAN (1975-81)	7	27-87	.237
121. J.W. Stewart, MONT (1924-29)	6	12-41	.226
122. Ritchie McKay, OSU (2001-02)	2	8-28	.222
Larry Krystkowiak, UTAH (2012-)	2	8-28	.222
124. Caddy Works, UCLA (1922-39)	12	28-102	.215
125. Les Turner, USC (1923-27)	5	6-22	.214
Bob Greenwood, WSU (1972)	1	3-11	.214
127. Karl Schlademan, WSU (1927-28)	2	4-16	.200
128. George Dahlberg, MONT (1938)	1	3-17	.150
129. Paul Graham, WSU (2000-03)	4	9-63	.125
Guy Wicks, ID (1947)	2	4-28	.125
131. Ben Lindsey, ARIZ (1983)	1	1-17	.056
132. Russel Wilson, STAN (1918)	1	0-6	.000
Hugo Bezdek, ORE (1917)	1	0-8	.000
Kevin Mouton, OSU (2008)	1	0-12	.000

CAREER VICTORIES (Conference Games Only)

COACH, SCHOOL	YRS	W-L	PCT
1. Lute Olson, ARIZ (1984-07)	24	327-101	764
2. John Wooden, UCLA (1949-75)	27	304-74	810
3. Slats Gill, OSU (1929-1964)	31	276-241	534
4. Mike Montgomery, STAN/CAL (1986-04/09)	23	272-142	657
5. Hec Edmundson, WASH (1921-47)	27	266-146	646
6. Jack Friel, WSU (1929-58)	30	232-257	474
7. Ralph Miller, OSU (1971-89)	19	204-106	658
8. Nibs Price, CAL (1925-54)	30	192-138	582
9. Marv Harshman, WSU/WASH (1959-71/1972-85)	23	176-177	499
10. George Raveling, WSU/USC (1973-83/1987-94)	19	140-178	440
11. Sam Barry, USC (1930-41, 1946-50)	17	137-76	643
12. Forrest Twogood, ID/USC (1937-41/1951-66)	21	135-168	446
13. Howard Dallmar, STAN (1955-75)	21	132-160	452
14. Ben Howland, UCLA (2004-13)	10	121-58	676
15. Lorenzo Romar, WASH (2003-)	11	118-80	596
16. Ben Braun, CAL (1997-08)	12	110-106	509
17. Ernie Kent, ORE (1998-2010)	13	109-125	466
18. Howard Hobson, ORE (1936-47)	11	108-77	584
19. Jim Harrick, UCLA (1989-96)	8	107-37	743
20. Bob Boyd, USC (1967-79)	13	106-80	570
21. Tippy Dye, WASH (1951-59)	9	99-52	656
22. Steve Lavin, UCLA (1997-03)	7	80-46	641
William Reinhart, ORE (1924-35)	12	80-80	500
24. Henry Bibby, USC (1996-05)	9	71-82	464
Bill Frieder, ASU (1990-97)	8	67-77	465
26. Don Monson, ORE (1984-92)	9	66-96	407
27. Lou Campanelli, CAL (1986-92)	8	64-71	474
28. Pete Newell, CAL (1955-60)	6	63-26	708
Bob Bender, WASH (1994-02)	9	63-97	394
30. Stan Morrison, USC (1980-86)	7	62-64	492
31. Everett Dean, STAN (1939-51)	11	60-73	451
32. Rob Evans, ASU (1999-06)	8	55-89	382
33. Herb Sendek, ASU (2007-)	7	53-73	421
34. John Bunn, STAN (1931-38)	8	52-46	531
35. Charles Finley, ID (1948-54)	7	49-63	438
36. Sean Miller, ARIZ (2010-)	4	48-24	667
37. Dick Harter, ORE (1972-78)	7	48-50	490
Kelvin Sampson, WSU (1988-94)	7	48-78	381
39. Walt Hazzard, UCLA (1985-88)	4	47-25	653
Jim Anderson, OSU (1990-95)	6	47-61	435
41. Ned Wulk, ASU (1958-82)	4	46-26	639
42. Trent Johnson, STAN (2005-08)	4	45-27	625
43. John Warren, ORE (1945-51)	5	44-39	530
Steve Belko, ORE (1957-71)	10	44-102	301
45. Paul Valenti, OSU (1965-70)	6	41-43	488
46. Rene Herrerias, CAL (1961-68)	8	40-67	374
47. Larry Farmer, UCLA (1982-84)	3	39-15	722
Tim Floyd, USC (2006-09)	4	39-33	542
Johnny Dawkins, STAN (2009-)	5	39-51	433
50. Bill Borchert, ORE (1952-56)	5	38-42	475
Jerry Green, ORE (1993-97)	5	38-52	422
Fred Bohler, WSU (1909-26)	9	38-62	380
53. Dick Kuchen, CAL (1979-85)	7	37-89	294
54. Dave MacMillan, ID (1921-27)	6	36-21	632
Andy Russo, WASH (1986-89)	4	36-36	500
56. Rich Fox, ID (1928-36)	9	35-97	265
57. Bob Hager, OSU (1923-28)	6	34-27	557
Wilbur Johns, UCLA (1940-48)	9	34-58	370
59. Tony Bennett, WSU (2007-09)	3	32-22	593
Dana Altman, ORE (2011-)	3	32-22	556
61. Kevin Eastman, WSU (1995-99)	5	31-59	344
Craig Robinson, OSU (2009-)	5	31-59	344
Earl Wright, CAL (1921-24)	4	30-15	667
64. Gary Cunningham, UCLA (1978-79)	2	29-3	906
Dick Edwards, CAL (1973-78)	6	29-55	345
Kevin O'Neill, ARIZ/USC (2008/10-13)	5	29-47	382
67. Fred Snowden, ARIZ (1973-82)	4	28-44	389
Harlan Hodges, ID (1955-59)	5	28-52	350
Caddy Works, UCLA (1922-39)	12	28-102	215
Jay John, OSU (2003-08)	5	28-74	275
71. Art McLarney, WASH (1948-50)	3	27-25	519
Bob Weinbauer, ASU (1983-85)	3	27-27	500
Jim Haney, ORE (1979-1983)	5	27-63	300
Dick DiBiasi, STAN (1975-81)	7	27-87	237
74. Ken Bone, WSU (2010-)	4	26-46	361
75. Larry Brown, UCLA (1980-81)	2	25-11	694
Tom Davis, STAN (1982-86)	4	25-47	347
Mac Duckworth, WASH (1964-68)	5	24-47	338
78. Gene Bartow, UCLA (1976-77)	2	23-5	821
Jim Padgett, CAL (1969-72)	4	23-33	411
Steve Patterson, ASU (1986-89)	4	23-41	359
Len Stevens, WSU (1984-87)	4	23-49	319
82. Lynn Nance, WASH (1990-93)	4	22-47	319
Eddie Payne, OSU (1995-99)	5	22-68	244
84. J.A. Brown, ID (1943-46)	4	21-46	313
Tad Boyle, COLO (2012-)	2	21-15	583
86. Tex Winter, WASH (1969-71)	3	19-23	452
John Grayson, WASH (1960-63)	4	19-28	404
88. Dick Bennett, WSU (2004-06)	3	18-36	333
89. Todd Bozeman, CAL (1993-96)	4	14-40	259
90. Andy Kerr, STAN (1923-26)	4	12-13	480
R.B. Rutherford, OSU (1921-22)	2	12-16	429
Husky Hunt, STAN (1927-30)	4	12-20	375
J.W. Stewart, MONT (1924-29)	6	12-41	226
94. Dean Walker, ORE (1919)	1	11-3	786
Robert Burnett, STAN (1952-54)	3	11-25	306
96. Leo Calland, USC (1928-29)	2	10-10	500
George Bohler, ORE (1921-23)	3	10-26	278
98. Russ Pennell, ARIZ (2009)	1	9-9	500
Bob Evans, STAN (1919-20)	2	9-3	750
John Davidson, WASH (1916-17)	2	9-11	450
Charlie Parker, USC (1995-96)	2	9-18	333
102. Paul Graham, WSU (2000-03)	4	9-63	125
103. Walter Powell, STAN (1921)	1	8-3	727
Don Newman, ASU (1998)	1	8-10	444
Bill Hargiss, OSU (1919-1920)	2	8-16	333
Ritchie McKay, OSU (2001-02)	2	8-28	222
Larry Krystkowiak, UTAH (2012-)	2	8-28	222
108. Ernie Holbrook, USC (1943-44)	2	7-2	778
Julie Bestos, USC (1942)	1	7-5	583
Everett May, OSU (1917)	1	7-6	538
William Hollender, CAL (1919-20)	2	7-7	500
Bob Cantu, USC (2013)	2	7-7	500
113. Les Turner, USC (1923-1927)	5	6-22	214
114. Ben Cherrington, CAL (1917)	1	5-1	833
(n/a) Kilduff, CAL (1916)	1	5-3	625
E.J. Stewart, OSU (1916)	1	5-3	625
Leonard Allison, WASH (1920)	1	5-7	417
Claude Hunt, WASH (1919)	1	5-7	417
Sly Huntington, ORE (1920)	1	5-8	385
Jim Saia, USC (2005)	1	5-13	278
121. Gene VanGent, STAN (1922)	1	4-6	400
Karl Schlademan, WSU (1927-28)	2	4-16	200
Guy Wicks, ID (1947)	2	4-28	125
124. Jim Rosborough, ARIZ (2001)	1	3-1	750
Bobby Muth, USC (1944-45)	2	3-6	333
Bob Greenwood, WSU	1	3-11	214
George Dahlberg, MONT (1938)	1	3-17	150
128. Bob Schermerhorn, ASU (1989)	1	2-6	250
129. Bill Hunter, USC (1922)	1	1-3	250
Ben Lindsey, ARIZ (1983)	1	1-17	056
131. Russell Wilson, STAN (1918)	1	0-6	000
Hugo Bezdek, ORE (1917)	1	0-8	000
Kevin Mouton, OSU (2008)	1	0-12	000

Coaching records include all regular season and divisional and conference playoff games, but do not reflect forfeits. Active coaches are bold.

1915-16

F Adolph Siebets, OSU
F Jack Davidson, WASH
C Dan Foster, CAL
G P.A. Embury, CAL
G Ira Mix, OSU

1916-17

F Adolph Siebets, OSU
F Ivan Price, WSU
C George Hjelte, CAL
G Roy Bohler, WSU
G Steve Staatz, WASH

1917-18

No Conference competition.

1918-19

F Ed Durno, ORE
F McClellan Rockey, WSU
C Henry Anderson, CAL
G Hal Chapman, ORE
G Irving Cook, WASH

1919-20

F Ed Durno, ORE
F McClellan Rockey, WSU
C C.E. Righter, STAN
G Arthur Eggleston, CAL
G Irving Cook, WASH

1920-21

F Ed Durno, ORE
F C.E. Righter, STAN
C Henry Sielk, WASH
G Arthur Eggleston, CAL
G Fred Adams, STAN

1921-22

F John Talt, CAL
F Al Fox, IDA
C Marshall Hjelte, OSU
G Jimmy Bryan, WASH
G Amory Gill, OSU

1922-23

F Al Fox, IDA
F John Talt, CAL
C Hugh Latham, ORE
G Harold Telford, IDA
G J.R. Crawford, WASH

1923-24

F Amory Gill, OSU
F John Talt, CAL
C Hugh Latham, ORE
G Aubrey Kincaid, CAL
G Dick Welts, WASH

1924-25

F Bob Hesketh, WASH
F Harold Ridings, OSU
C Bill Higgins, CAL
G Carlos Steele, OSU
G Algot Westergren, ORE

1925-26

F Albert Schuss, WASH
F Jerry Gunther, ORE
C Bill Higgins, CAL
G George Dixon, CAL
G Algot Westergren, ORE

1926-27

F Francis Watson, CAL
F Morris Badgro, USC
C Roy Okerberg, ORE
G George Dixon, CAL
G Algot Westergren, ORE

1927-28

F Monty Snider, WASH
F Jesse Mortenson, USC
C Jack Bruner, USC
G Alfred James, WASH
G Rufus Gregory, CAL

1928-29

F Vern Corbin, CAL
F Frank McMillan, IDA
C Harold McClary, WASH
G Harlow Rotherth, STAN
G Joel Coffield, CAL

1929-30

F Kent Pursel, CAL
F Henry Swanson, WASH
C Jesse Mortenson, USC
G John Lehnors, USC
G Art McLarney, WSU

1930-31

F Richard Linthicum, UCLA
F Henry Swanson, WASH
C Wilbur Caldwell, USC
G Ralph Cairney, WASH
G Joel Coffield, CAL

1931-32

F Joe Kintana, CAL
F Jerry Nemer, USC
C Huntley Gordon, WSU
G Ralph Cairney, WASH
G Carl Vendt, CAL

1932-33

F Jerry Nemer, USC
F Hal Eifert, CAL
C Ed Lewis, OSU
G Julie Bescos, USC
G Hal Lee, WASH

1933-34

F Bob Galer, WASH
F Hal Eifert, CAL
C Lee Guttero, USC
G Hal Lee, WASH
G Julie Bescos, USC

1934-35

F Jack Hupp, USC
F Bob Galer, WASH
C Lee Guttero, USC
G George Hibbard, OSU
G Bryan Moore, STAN

1935-36

F Hank Luisetti, STAN
F Wally Palmberg, OSU
C Ralph Bishop, WASH
G Bob Egge, WASH
G Eddie Oram, USC

1936-37

F Hank Luisetti, STAN
F Ed Loverich, WASH
C Ivar Nelson, WSU
G Eddie Oram, USC
G Bryan Moore, STAN

1937-38

F Hank Luisetti, STAN
F Lauren Gale, ORE
C Art Stoefen, STAN
G Jack Calderwood, STAN
G Wally Johansen, ORE

1938-39

F Lauren Gale, ORE
F Ralph Vaughn, USC
C Urgel Wintermute, ORE
G George Ziegenfuss, WASH
G Dale Sears, USC

1939-40

F Ralph Vaughn, USC
F John Dick, ORE
C Dale Sears, USC
G Tom McGarvin, USC
G Al Hunter, OSU

1940-41

F Vic Townsend, ORE
F Don Burness, STAN
C Paul Lindeman, WSU
G Ray Sundquist, WSU
G Jen Davidson, STAN

1941-42

F Bob Ormsby, USC
F Ray Turner, IDA
C John Mandic, OSU
G Bill Cowden, STAN
G Jim Pollard, STAN

1942-43

F Gale Bishop, WSU
F Gene Rock, USC
C Chuck Gilmer, WASH
G Jim Seminoff, USC
G Bill Morris, WASH

1943-44

North
F Al Akins, WASH
F Perry Nelson, WASH
C Jack Nichols, WASH
G Bill Morris, WASH
G Bill Taylor, WASH

South

F Dick West, UCLA
F John Higgins, CAL
C Bob Howard, USC
G Wayne Hooper, CAL
G Bill Rankin, UCLA

1944-45**North**

F Dick Wilkins, ORE
F Ephraim Rocha, OSU
C Vince Hanson, WSU
G Bob Hamilton, ORE
G Bob Jorgenson, WASH

South

F Gus Mota, CAL
F Bill Rankin, UCLA
C Jack Nichols, USC
G Bill Putnam, UCLA
G Bob Graham, USC

1945-46**North**

F Fred Quinn, IDA
F Gale Bishop, WSU
C Ephraim Rocha, OSU
G Dick Wilkins, ORE
G Norm Dalthorp, WASH

South

F Merv Lafaille, CAL
F Andy Wolfe, CAL
C Jack Nichols, USC
G Chuck Clustka, UCLA
G Bob Hogeboom, CAL

1946-47**North**

F Bob Sheridan, WSU
F Jack Nichols, WASH
C Ephraim Rocha, OSU
G Lew Beck, OSU
G Stan Williamson, ORE

South

F Jack Rocker, CAL
F Andy Wolfe, CAL
C Don Barksdale, UCLA
G Dave Minor, UCLA
G John Higgins, STAN

1947-48**North**

F Sammy White, WASH
F Jack Nichols, WASH
C Vince Hanson, WSU
G Cliff Crandall, OSU
G Preston Brimhall, IDA
G Stan Williamson, ORE

South

F Chuck Hanger, CAL
F John Stanich, UCLA
F John Higgins, STAN
C Alex Hannum, USC
G Andy Wolfe, CAL
G Dave Minor, UCLA

1948-49**North**

F Ed Gayda, WSU
F Sammy White, WASH
C Roger Wiley, ORE
G Cliff Crandall, OSU
G Preston Brimhall, IDA

South

F Bill Sharman, USC
F Alan Sawyer, UCLA
C Bill Hagler, CAL
G George Stanich, UCLA
G Dave Davidson, STAN

1949-50**North**

F Will Urban, ORE
F Ed Gayda, WSU
C Gene Conley, WSU
G Lou Soriano, WASH
G Bob Pritchett, IDA

South

F Bill Sharman, USC
F George Yardley, STAN
C Carl Kraushaar, UCLA
G George Stanich, UCLA
G Bob Matheny, CAL

1950-51**North**

F Frank Guisness, WASH
F Bob Peterson, ORE
C Bob Houbregs, WASH
G Bob Gambold, WSU
G Bob Payne, OSU

South

F Dick Ridgway, UCLA
F Bill Hagler, CAL
C Jim Ramstead, STAN
G Tom Riach, USC
G Eddie Sheldrake, UCLA

1951-52**North**

F Frank Guisness, WASH
F Hartly Kruger, IDA
C Bob Houbregs, WASH
G Ken Hunt, ORE
G Danny Johnston, OSU

South

F Ron Tomsic, STAN
F Ken Flower, USC
C Bob McKeen, CAL
G Jim Doan, CAL
G Jim Walsh, STAN

1952-53**North**

F Chet Noe, ORE
F Doug McClary, WASH
C Bob Houbregs, WASH
G Joe Cipriano, WASH
G Ken Wegner, ORE

South

F Ken Flower, USC
F John Ricksen, CAL
C Bob McKeen, CAL
G Bob Matheny, CAL
G Ron Tomsic, STAN

1953-54**North**

F Ron Bennink, WSU
F Dean Parsons, WASH
C Swede Halbrook, OSU
G Cecil Holland, ORE
G Bob Garrison, IDA

South

F Roy Irvin, USC
F Bob McKeen, CAL
C Russ Lawler, STAN
G Ron Livingston, UCLA
G Don Bragg, UCLA

1954-55
North

F Dean Parsons, WASH
 F Jim Loscutoff, ORE
 C Swede Halbrook, OSU
 G Ron Bennink, WSU
 G Harlan Melton, IDA

South

F John Moore, UCLA
 F Don Bragg, UCLA
 F Willie Naulls, UCLA
 C Bob McKeen, CAL
 G Ron Tomsic, STAN
 G Dick Welsh, USC

1955-56

F Willie Naulls, UCLA
 F Larry Beck, WSU
 C Bruno Boin, WASH
 G Morris Taft, UCLA
 G George Selleck, STAN

1956-57

F Larry Friend, CAL
 F Dave Gambee, OSU
 C Doug Smart, WASH
 G Larry Beck, WSU
 G Danny Rogers, USC

1957-58

F Dave Gambee, OSU
 F Doug Smart, WASH
 C Don McIntosh, CAL
 G Charlie Franklin, ORE
 G Gary Simmons, IDA

1958-59

F Doug Smart, WASH
 F John Werhas, USC
 F Walt Torrence, UCLA
 C Darrall Imhoff, CAL
 G Denny Fitzpatrick, CAL
 G Paul Neumann, STAN
 G Lee Harman, OSU

1959-60

F Bill Hanson, So., WASH
 F Bill McClintock, Jr., CA
 C Darrall Imhoff, Sr., CAL
 G John Arrillaga, Sr., STAN
 G Earl Schultz, Jr., CAL

1960-61

F Bill Hanson, Jr., WASH
 F Bill McClintock, Sr., CAL
 C John Rudometkin, Jr., USC
 G Gary Cunningham, Jr., UCLA
 G Chris Appel, Jr., USC

1961-62

F John Windsor, Sr., STAN
 F John Rudometkin, Sr., USC
 C Bill Hanson, Sr., WASH
 G John Green, Sr., UCLA
 G Chris Appel, Sr., USC

1962-63

F Gordon Martin, Sr., USC
 F Ed Correll, Sr., WASH
 C Tom Dose, Jr., STAN
 G Walt Hazzard, Jr., UCLA
 G Don Clemetson, Sr., STAN

1963-64

F Jack Hirsch, Sr., UCLA
 F Allen Young, Jr., USC
 C Tom Dose, Sr., STAN
 G Gail Goodrich, Jr., UCLA
 G Walt Hazzard, Sr., UCLA

1964-65

F Keith Erickson, Sr., UCLA
 F Bob Bedell, Jr., STAN
 C John Block, Jr., USC
 G Gail Goodrich, Sr., UCLA
 G Jim Jarvis, Sr., OSU

1965-66

F Charlie White, Sr., OSU
 F Mike Lynn, Jr., UCLA
 C John Block, Sr., USC
 F Jim Barnett, Sr., ORE
 G Art Harris, So., STAN

1966-67

F Jim McKean, Jr., WSU
 F Bill Hewitt, Jr., USC
 C Lew Alcindor, So., UCLA
 G Russ Critchfield, Jr., CAL
 G Lucius Allen, So., UCLA

1967-68

F Bill Hewitt, Sr., USC
 F Jim McKean, Sr., WSU
 C Lew Alcindor, Jr., UCLA
 G Russ Critchfield, Sr., CAL
 G Mike Warren, Sr., UCLA

1968-69

F Curtis Rowe, So., UCLA
 F Ted Wierman, Sr., WSU
 C Lew Alcindor, Sr., UCLA
 G Mack Calvin, Sr., USC
 G Charlie Johnson, So., CAL

1969-70

F Sidney Wicks, Jr., UCLA
 F George Irvine, Sr., WASH
 C Stan Love, Jr., ORE
 G Rick Erickson, Sr., WSU
 G Paul Westphal, So., USC

1970-71

F Sidney Wicks, Sr., UCLA
 F Curtis Rowe, Sr., UCLA
 C Stan Love, Sr., ORE
 G Paul Westphal, So., USC
 G Phil Chenier, Jr., CAL

1971-72

F Ansley Truitt, Sr., CAL
 F Ron Riley, Sr., USC
 F Steve Hawes, Sr., WASH
 C Bill Walton, So., UCLA
 G Freddie Boyd, Sr., OSU
 G Claude Terry, Sr., STAN

1972-73

F Keith Wilkes, Jr., UCLA
 C Rich Kelley, So., STAN
 C Bill Walton, Jr., UCLA
 G Ron Lee, Fr., ORE
 G Louie Nelson, Sr., WASH

1973-74

F Keith Wilkes, Sr., UCLA
 C Bill Walton, Sr., UCLA
 C Rich Kelley, Jr., STAN
 G Ron Lee, So., ORE
 G Dan Anderson, Sr., USC

1974-75

F Dave Meyers, Sr., UCLA
 F Lonnie Shelton, So., OSU
 C Rich Kelley, Sr., STAN
 G Gus Williams, Sr., USC
 G Ron Lee, Jr., ORE

1975-76

F Marques Johnson, Jr., UCLA
 F Greg Ballard, Jr., ORE
 F Richard Washington, Jr., UCLA
 C James Edwards, Jr., WASH
 G *Ron Lee, Sr., ORE

1976-77

F *Marques Johnson, Sr., UCLA
 F Greg Ballard, Sr., ORE
 F David Greenwood, So., UCLA
 C James Edwards, Sr., WASH
 G Mike Bratz, Sr., STAN
 G Rocky Smith, Sr., OSU

1977-78
First Team

F *David Greenwood, Jr., UCLA
 F Rickey Lee, Sr., OSU
 C Cliff Robinson, Fr., USC
 G Raymond Townsend, Sr., UCLA
 G Roy Hamilton, Jr., UCLA

Second Team

F Kimberly Belton, So., STAN
 F Donald Collins, So., WSU
 C James Donaldson, Jr., WSU
 G Gene Ransom, Jr., CAL
 G Don Carfino, So., USC

1978-79
First Team

F *David Greenwood, Sr., UCLA
 C Steve Johnson, So., OSU
 C Cliff Robinson, So., USC
 C Larry Demic, Sr., ARIZ
 G Brad Holland, Sr., UCLA
 G Roy Hamilton, Sr., UCLA

Second Team

F Don Collins, Jr., WSU
 G Joe Nehls, Jr., ARIZ
 G Wolfe Perry, Sr., STAN
 F Kimberly Belton, Jr., STAN
 F Purvis Miller, So., USC
 F Kiki Vandeweghe, Jr., UCLA

1979-80

F *Don Collins, Sr., WSU
 F Kurt Nimphius, Sr., ASU
 F Kiki Vandeweghe, Sr., UCLA
 F Kimberly Belton, Sr., STAN
 F Doug True, Sr., CAL
 C Steve Johnson, Jr., OSU
 G Ray Blume, Jr., OSU
 G Don Carfino, Sr., USC
 G Bryan Rison, Sr., WSU
 G Joe Nehls, Sr., ARIZ

1980-81

F Ron Davis, Sr., ARIZ
 F Mike Sanders, Jr., UCLA
 F Andra Griffin, Sr., WASH
 F Sam Williams, Sr., ASU
 F Maurice Williams, Jr., USC
 C *Steve Johnson, Sr., OSU
 C Alton Lister, Sr., ASU
 G Ray Blume, Sr., OSU
 G Rod Foster, So., UCLA
 G Mark Radford, Sr., OSU
 G Lafayette Lever, Jr., ASU

1981-82

F Kenny Fields, So., UCLA
 F Mike Sanders, Sr., UCLA
 F Dan Caldwell, Sr., WASH
 F Maurice Williams, Sr., USC
 C Mark McNamara, Sr., CAL
 C Charlie Sitton, So., OSU
 C John Revelli, So., STAN
 G *Lester Conner, Sr., OSU
 G Dwight Anderson, Sr., USC
 G Lafayette Lever, Sr., ASU

1982-83

F *Kenny Fields, Jr., UCLA
 F Steve Harriel, Sr., WSU
 F A.C. Green, So., OSU
 F Paul Williams, Sr., ASU
 C Charlie Sitton, Jr., OSU
 C Blair Rasmussen, So., ORE
 G Byron Scott, Jr., ASU
 G Rod Foster, Sr., UCLA
 G Jacque Hill, Sr., USC
 G Keith Jones, Jr., STAN

1983-84

F *A.C. Green, Jr., OSU
 F Detlef Schrempf, Jr., WASH
 F Charlie Sitton, Sr., OSU
 F Kenny Fields, Sr., UCLA
 F Wayne Carlander, Jr., USC
 C Blair Rasmussen, Jr., ORE
 C Pete Williams, Jr., ARIZ
 G Keith Jones, Sr., STAN
 G Chris Beasley, Sr., ASU
 G Ralph Jackson, Sr., UCLA

1984-85

F *Wayne Carlander, Sr., USC
 F A.C. Green, Sr., OSU
 F Detlef Schrempf, Sr., WASH
 F Eddie Smith, Sr., ARIZ
 C Pete Williams, Sr., ARIZ
 C Blair Rasmussen, Sr., ORE
 C Chris Welp, So., WASH
 G Nigel Miguel, Sr., UCLA
 G Keith Morrison, Jr., WSU

1985-86

F Derrick Dowell, Jr., USC
 F Paul Fortier, Sr., WASH
 F Reggie Miller, Jr., UCLA
 C Jerry Adams, Sr., ORE
 C Jose Ortiz, Jr., OSU
 C *Chris Welp, Jr., WASH
 G Kevin Johnson, Jr., CAL
 G Steve Kerr, Jr., ARIZ
 G Todd Lichti, Fr., STAN
 G Keith Morrison, Sr., WSU

1986-87

F Derrick Dowell, Sr., USC
 F Sean Elliott, So., ARIZ
 F Todd Lichti, So., STAN
 F Reggie Miller, Sr., UCLA
 F Phil Zevenbergen, Sr., WASH
 C *Jose Ortiz, Sr., OSU
 C Chris Welp, Sr., WASH
 G Steve Beck, Sr., ASU
 G Kevin Johnson, Sr., CAL
 G Pooh Richardson, So., UCLA
 G Anthony Taylor, Jr., ORE

1987-88

F Anthony Cook, Jr., ARIZ
 F *Sean Elliott, Jr., ARIZ
 F Trevor Wilson, So., UCLA
 F Howard Wright, Jr., STAN
 G Steve Kerr, Sr., ARIZ
 G Todd Lichti, Jr., STAN
 G Gary Payton, So., OSU
 G Eldridge Recasner, So., WASH
 G Pooh Richardson, Jr., UCLA
 G Anthony Taylor, Sr., ORE

1988-89

F Anthony Cook, Sr., ARIZ
 F Trent Edwards, Sr., ASU
 F *Sean Elliott, Sr., ARIZ
 F Trevor Wilson, Jr., UCLA
 F Howard Wright, Sr., STAN
 C Leonard Taylor, Sr., CAL
 G Todd Lichti, Sr., STAN
 G Gary Payton, Jr., OSU
 G Eldridge Recasner, Jr., WASH
 G Pooh Richardson, Sr., UCLA

1989-90

F Jud Buechler, Sr., ARIZ
 F Brian Hendrick, Fr., CAL
 F Adam Keefe, So., STAN
 F Don MacLean, So., UCLA
 F Trevor Wilson, Sr., UCLA
 G *Gary Payton, Sr., OSU
 G Terrell Brandon, So., ORE
 G Harold Miner, Fr., USC
 G Eldridge Recasner, Sr., WASH
 G Keith Smith, Sr., CAL

1990-91

F Teo Alibegovic, Sr., OSU
 F Don MacLean, Jr., UCLA
 F Tracy Murray, So., UCLA
 F Brian Williams, Jr., ARIZ
 C Isaac Austin, Sr., ASU
 C Ronnie Coleman, Sr., USC
 C Brian Hendrick, So., CAL
 C Adam Keefe, Jr., STAN
 G *Terrell Brandon, Jr., ORE
 G Harold Miner, So., USC

1991-92

F Brian Hendrick, Jr., CAL
 F Adam Keefe, Sr., STAN
 F Don MacLean, Sr., UCLA
 F Chris Mills, Jr., ARIZ
 F Tracy Murray, Jr., UCLA
 C Scott Haskin, Jr., OSU
 C Sean Rooks, Sr., ARIZ
 G Duane Cooper, Sr., USC
 G Terrence Lewis, Sr., WSU
 G *Harold Miner, Jr., USC

1992-93

- F *Chris Mills, Sr., ARIZ
- F Lamond Murray, So., CAL
- F Ed O'Bannon, So., UCLA
- C Scott Haskin, Sr., OSU
- C Rich Manning, Sr., WASH
- G Tyus Edney, So., UCLA
- G Jason Kidd, Fr., CAL
- G Bennie Seltzer, Sr., WSU
- G Stevin Smith, Jr., ASU
- G Damon Stoudamire, So., ARIZ

1993-94

- F Mario Bennett, So., ASU
- F Lamond Murray, Jr., CAL
- F Ed O'Bannon, Jr., UCLA
- F Lorenzo Orr, Jr., USC
- G Tyus Edney, Jr., UCLA
- G *Jason Kidd, So., CAL
- G Khalid Reeves, Sr., ARIZ
- G Stevin Smith, Sr., ASU
- G Damon Stoudamire, Jr., ARIZ
- G Orlando Williams, Jr., ORE

1994-95

- F Brent Barry, Sr., OSU
- F Mario Bennett, Sr., ASU
- G Dion Cross, Jr., STAN
- G Tyus Edney, Sr., UCLA
- F Mark Hendrickson, Jr., WSU
- G Brevin Knight, So., STAN
- F *Ed O'Bannon, Sr., UCLA
- F Ray Owes, Sr., ARIZ
- G *Damon Stoudamire, Sr., ARIZ
- G Orlando Williams, Sr., ORE

1995-96

- F *Shareef Abdur-Rahim, Fr., CAL
- G Toby Bailey, So., UCLA
- G Dion Cross, Sr., STAN
- F Ben Davis, Sr., ARIZ
- G Isaac Fontaine, Jr., WSU
- G Reggie Geary, Sr., ARIZ
- F J.R. Henderson, So., UCLA
- F Mark Hendrickson, Sr., WSU
- G Brevin Knight, Jr., STAN
- F Charles O'Bannon, Jr., UCLA
- F Mark Sanford, So., WASH

1996-97

- G Toby Bailey, Jr., UCLA
- G Stais Boseman, Sr., USC
- F Michael Dickerson, Jr., ARIZ
- G Isaac Fontaine, Sr., WSU
- G *Ed Gray, Sr., CAL
- G Brevin Knight, Sr., STAN
- C Jelani McCoy, So., UCLA
- F Charles O'Bannon, Sr., UCLA
- F Mark Sanford, Jr., WASH
- G Jeremy Veal, Jr., ASU
- G Kenya Wilkins, Sr., ORE

1997-98

- G Toby Bailey, Sr., UCLA
- G *Mike Bibby, So., ARIZ
- F Carlos Daniel, Sr., WSU
- F Michael Dickerson, Sr., ARIZ
- F J.R. Henderson, Sr., UCLA
- C Todd MacCulloch, Jr., WASH
- G Miles Simon, Sr., ARIZ
- G Jeremy Veal, Sr., ASU
- G Kris Weems, Jr., STAN
- C Tim Young, Jr., STAN

1998-99

- F Mike Batiste, Sr., ASU
- F A.J. Bramlett, Sr., ARIZ
- G Baron Davis, So., UCLA
- G Eddie House, Jr., ASU
- F Bobby Lazor, Sr., ASU
- G Arthur Lee, Sr., STAN
- C Todd MacCulloch, Sr., WASH
- F Mark Madson, Jr., STAN
- G Deaundra Tanner, So., OSU
- G *Jason Terry, Sr., ARIZ

1999-00

- G Jason Gardner, Fr., ARIZ
- G *Eddie House, Sr., ASU
- F Casey Jacobsen, Fr., STAN
- F Jason Kapono, Fr., UCLA
- F Sean Lampley, Jr., CAL
- F Mark Madsen, Sr., STAN
- F Brian Scalabrine, Jr., USC
- G Alex Scales, Sr., ORE
- C Loren Woods, Jr., ARIZ
- F Michael Wright, So., ARIZ

2000-01

- G Gilbert Arenas, So., ARIZ
- F Bryan Bracey, Sr., ORE
- F Sam Clancy, Jr., USC
- F Jarron Collins, Sr., STAN
- C Jason Collins, Jr., STAN
- G/F Casey Jacobsen, So., STAN
- F Jason Kapono, So., UCLA
- F *Sean Lampley, Sr., CAL
- G Earl Watson, Sr., UCLA
- F Michael Wright, Jr., ARIZ

2001-02

- C Curtis Borchardt, Jr., STAN
- F *Sam Clancy, Sr., USC
- G Jason Gardner, Jr., ARIZ
- G/F Casey Jacobsen, Jr., STAN
- G Frederick Jones, Sr., ORE
- F Jason Kapono, Jr., UCLA
- F/C Chad Prewitt, Sr., ASU
- G Luke Ridnour, So., ORE
- F Luke Walton, Jr., ARIZ
- F Doug Wrenn, So., WASH

2002-03

- G Julius Barnes, Sr., STAN
- C Ike Diogu, Fr., ASU
- G Jason Gardner, Sr., ARIZ
- F Luke Jackson, Jr., ORE
- F Jason Kapono, Sr., UCLA
- F Philip Ricci, Sr., OSU
- G *Luke Ridnour, Jr., ORE
- F Joe Shipp, Sr., CAL
- F Amit Tamir, So., CAL
- F Luke Walton, Sr., ARIZ

2003-04

- G/F *Josh Childress, Jr., STAN
- F/C Ike Diogu, So., ASU
- G Desmon Farmer, Sr., USC
- C Channing Frye, Jr., ARIZ
- G Chris Hernandez, So., STAN
- F Andre Iguodala, So., ARIZ
- F Luke Jackson, Sr., ORE
- F David Lucas, Jr., OSU
- F Leon Powe, Fr., CAL
- G Nate Robinson, So., WASH

2004-05

- F/C *Ike Diogu, Jr., ASU
- C Channing Frye, Sr., ARIZ
- G Dan Grunfeld, Jr., STAN
- G Chris Hernandez, Jr., STAN
- G Thomas Kelati, Sr., WSU
- F David Lucas, Sr., OSU
- G Nate Robinson, Jr., WASH
- G Tre Simmons, Sr., WASH
- G Salim Stoudamire, Sr., ARIZ
- G/F Dijon Thompson, Sr., UCLA

2005-06

- G Hassan Adams, Sr., ARIZ
- G Arron Afflalo, So., UCLA
- G Jordan Farmar, So., UCLA
- F Matt Haryasz, Sr., STAN
- G Chris Hernandez, Sr., STAN
- F Leon Powe, So., CAL
- G Gabe Pruitt, So., USC
- G *Brandon Roy, Sr., WASH
- G Ayinde Ubaka, Jr., CAL
- G/F Nick Young, So., USC

2006-07

- G *Arron Afflalo, Jr., UCLA
- F Jon Brockman, So., WASH
- G Aaron Brooks, Sr., ORE
- G Darren Collison, So., UCLA
- F Lawrence Hill, So., STAN
- G Derrick Low, Jr., WSU
- G Kyle Weaver, Jr., WSU
- F Marcus Williams, So., ARIZ
- G/F Nick Young, Jr., USC

2007-08

- First Team**
- F Ryan Anderson, So., CAL
 - G James Harden, Fr., ASU
 - F Brook Lopez, So., STAN
 - C *Kevin Love, Fr., UCLA
 - G O.J. Mayo, Fr., USC
- Second Team**
- G Jerryd Bayless, Fr., ARIZ
 - F Jon Brockman, Jr., WASH
 - G Darren Collison, Jr., UCLA
 - F Maarty Leunen, Sr., ORE
 - G Kyle Weaver, Sr., WSU

Third Team

- F Chase Budinger, So., ARIZ
- F Taj Gibson, So., USC
- G Derrick Low, Sr., WSU
- F Jeff Pendergraph, Jr., ASU
- G Russell Westbrook, So., UCLA

2008-09

- First Team**
- F Jon Brockman, Sr., WASH
 - F Chase Budinger, Jr., ARIZ
 - G Patrick Christopher, Jr., CAL
 - G Darren Collison, Sr., UCLA
 - G Justin Dentmon, Sr., WASH
 - G *James Harden, So., ASU
 - F Jordan Hill, Jr., ARIZ
 - F Jeff Pendergraph, Sr., ASU
 - G Jerome Randle, Jr., CAL
 - G Taylor Rochestie, Sr., WSU
- Second Team**
- F Taj Gibson, Jr., USC
 - G Daniel Hackett, Jr., USC
 - G/F Josh Shipp, Sr., UCLA
 - G Isaiah Thomas, Fr., WASH
 - G Nic Wise, Jr., ARIZ

2009-10

- First Team**
- G Ty Abbott, Jr., ASU
 - G Patrick Christopher, Sr., CAL
 - F Landry Fields, Sr., STAN
 - F Quincy Pondexter, Sr., WASH
 - G *Jerome Randle, Sr., CAL
 - G Michael Roll, Sr., UCLA
 - G Isaiah Thomas, So., WASH
 - G Klay Thompson, So., WSU
 - F Derrick Williams, Fr., ARIZ
 - G Nic Wise, Sr., ARIZ
- Second Team**
- F Jamal Boykin, Sr., CAL
 - G Jeremy Green, So., STAN
 - G Calvin Haynes, Jr., OSU
 - F Theo Robertson, Sr., CAL
 - F Nikola Vucevic, So., USC

2010-11

- First Team**
- F Matthew Bryan-Amaning, Sr., WASH
 - G Jeremy Green, Jr., STAN
 - G Jorge Gutierrez, Jr., CAL
 - F Tyler Honeycutt, So., UCLA
 - G Malcolm Lee, Jr., UCLA
 - F Reeves Nelson, So., UCLA
 - G Isaiah Thomas, Jr., WASH
 - G Klay Thompson, Jr., WSU
 - F Nikola Vucevic, Jr., USC
 - F *Derrick Williams, So., ARIZ
- Second Team**
- F DeAngelo Casto, Jr., WSU
 - F Joevan Catron, Sr., ORE
 - G Jared Cunningham, So., OSU
 - F Harper Kamp, Jr., CAL
 - G Trent Lockett, So., ASU

2011-12

- First Team**
- G Allen Crabbe, So., CAL
 - G Jared Cunningham, Jr., OSU
 - G Kyle Fogg, Sr., ARIZ
 - G *Jorge Gutierrez, Sr., CAL
 - F Solomon Hill, Jr., ARIZ
 - G Devoe Joseph, Sr., ORE
 - F Brock Motum, Jr., WSU
 - F André Roberson, So., COLO
 - G Terence Ross, So., WASH
 - G Tony Wroten, Fr., WASH
- Second Team**
- G Carlon Brown, Sr., COLO
 - G Lazeric Jones, Sr., UCLA
 - F Harper Kamp, Sr., CAL
 - F Josh Owens, Sr., STAN
 - F E.J. Singler, Jr., ORE

2012-13

- First Team**
- G Jahii Carson, Fr., ASU
 - G *Allen Crabbe, Jr., CAL
 - G Spencer Dinwiddie, So., COLO
 - G Larry Drew II, Sr., UCLA
 - F Solomon Hill, Sr., ARIZ
 - G Mark Lyons, Sr., ARIZ
 - G/F Shabazz Muhammad, Fr., UCLA
 - F Dwight Powell, Jr., STAN
 - F André Roberson, Jr., COLO
 - G E.J. Singler, Sr., ORE
- Second Team**
- G Kyle Anderson, Fr., UCLA
 - G Justin Cobbs, Jr., CAL
 - G/F Carrick Felix, Sr., ASU
 - F Brock Motum, Sr., WSU
 - G C.J. Wilcox, Jr., WASH

* - Denotes Player of the Year

ALL-CONFERENCE SELECTIONS BY SCHOOL (Total selections)

1. UCLA	117
2. WASH	92
3. CAL	89
4. USC	80
5. STAN	78
6. ORE	64
7. OSU	61
8. ARIZ	55
9. WSU	48
10. ASU	31
11. IDA	13
12. COLO	4
13. MONT	0
UTAH	0

ARIZONA (40)

- G Hassan Adams ('06)
- G Gilbert Arenas ('01)
- G Jerryd Bayless ('08)
- G Mike Bibby ('98)
- F A.J. Bramlett ('99)
- F Chase Budinger ('08, '09)
- F Jud Buechler ('90)
- F Anthony Cook ('88, '89)
- F Ben Davis ('96)
- F Ron Davis ('81)
- C Larry Demic ('79)
- F Michael Dickerson ('97)
- F Sean Elliott ('87, '88, '89)
- G Kyle Fogg ('12)
- C Channing Frye ('04, '05)
- G Jason Gardner ('00, '02, '03)
- G Reggie Geary ('96)
- F Jordan Hill ('09)
- F Solomon Hill ('12, '13)
- F Andre Iguodala ('04)
- G Steve Kerr ('86, '88)
- G Mark Lyons ('13)
- F Chris Mills ('92, '93)
- G Joe Nehls ('80)
- F Ray Owes ('95)
- G Khalid Reeves ('94)
- C Sean Rooks ('92)
- G Miles Simon ('98)
- F Eddie Smith ('85)
- G Damon Stoudamire ('93, '94, '95)
- G Salim Stoudamire ('05)
- G Jason Terry ('99)
- F Luke Walton ('02, '03)
- F Brian Williams ('91)
- F Derrick Williams ('10, '11)
- C Pete Williams ('84, '85)
- F Marcus Williams ('07)
- G Nic Wise ('09, '10)
- C Loren Woods ('00)
- F Michael Wright ('00, '01)

ARIZONA STATE (24)

- G Ty Abbott ('10)
- C Isaac Austin ('91)
- F Mike Batiste ('99)
- G Chris Beasley ('84)
- G Steve Beck ('87)
- F Mario Bennett ('94, '95)
- G Jahii Carson ('13)
- F Ike Diogu ('03, '04, '05)
- F Trent Edwards ('89)
- G/F Carrick Felix ('13)
- G James Harden ('08, '09)
- G Eddie House ('99, '00)
- F Bobby Lazor ('99)
- G Lafayette Lever ('81, '82)
- C Alton Lister ('81)
- G Trent Locket ('11)
- F Kurt Nimphius ('80)
- F Jeff Pendergraph ('08, '09)
- F/C Chad Prewitt ('02)
- G Byron Scott ('83)
- G Stevin Smith ('93, '94)
- F Paul Williams ('83)
- F Sam Williams ('81)
- G Jeremy Veal ('97, '98)

CALIFORNIA (61)

- C Henry Anderson ('19)
- F Ryan Anderson ('08)
- F Jamal Boykin ('10)
- G Phil Chenier ('71)
- G Patrick Christopher ('09, '10)
- G Justin Cobbs ('13)

- G Joel Coffield ('29, '31)
- F Vern Corbin ('29)
- G Allen Crabbe ('12)
- G Russ Critchfield ('67, '68)
- G George Dixon ('26, '27)
- G Arthur Eggleston ('20, '21)
- F Hal Eifert ('33, '34)
- G P.A. Embury ('16)
- G Denny Fitzpatrick ('59)
- C Dan Foster ('16)
- F Larry Friend ('57)
- G Ed Gray ('97)
- G Rufus Gregory ('28)
- G Jorge Gutierrez ('11, '12)
- C Bill Hagler ('49, '51)
- F Chuck Hanger ('48)
- F Brian Hendrick ('90, '91, '92)
- C Bill Higgins ('25, '26)
- F John Higgins ('44)
- G Bob Hogeboom ('46)
- G Wayne Hooper ('44)
- C Darrall Imhoff ('59, '60)
- G Charlie Johnson ('69)
- G Kevin Johnson ('86, '87)
- F Harper Kamp ('11, '12)
- G Jason Kidd ('93, '94)
- G Aubrey Kincaid ('24)
- F Joe Kintana ('32)
- F Merv Lafaille ('46)
- F Sean Lampley ('00, '01)
- G Bob Matheny ('50, '53)
- F Bill McClintock ('60, '61)
- C Don McIntosh ('58)
- C Bob McKeen ('53, '54, '55)
- C Mark McNamara ('82)
- F Gus Mota ('45)
- F Lamond Murray ('93, '94)
- F Leon Powe ('04, '06)
- F Kent Pursel ('30)
- G Jerome Randle ('09, '10)
- G John Rickson ('53)
- G Theo Robertson ('10)
- F Jack Rocker ('47)
- F Joe Ship ('03)
- F John Talt ('22, '23, '24)
- C Leonard Taylor ('89)
- F Doug True ('80)
- F Ansley Truitt ('71)
- G Earl Schultz ('60)
- G Keith Smith ('90)
- F Amit Tamir ('03)
- G Ayinde Ubaka ('06)
- G Carl Vendt ('32)
- F Francis Watson ('27)
- F Andy Wolfe ('46, '47, '48)

COLORADO (3)

- G Carlton Brown ('12)
- G Spencer Dinwiddie ('13)
- F André Roberson ('12, '13)

OREGON (43)

- C Jerry Adams ('86)
- F Greg Ballard ('76, '77)
- G Jim Barnett ('66)
- F Bryan Bracey ('01)
- G Terrell Brandon ('90, '91)
- G Aaron Brooks ('07)
- F Joevan Catron ('11)
- G Hal Chapman ('19)
- F John Dick ('40)
- F Ed Durmo ('19, '20, '21)
- G Charlie Franklin ('58)
- F Lauren Gale ('38, '39)
- F Jerry Gunther ('26)

- G Bob Hamilton ('45)
- G Cecil Holland ('54)
- G Ken Hunt ('52)
- F Luke Jackson ('03, '04)
- G Wally Johansen ('38)
- G Frederick Jones ('02)
- G Devoe Joseph ('12)
- C Hugh Latham ('23, '24)
- G Ron Lee ('73, '74, '75, '76)
- F Maarty Leunen ('08)
- F Jim Loscutt ('55)
- C Stan Love ('70, '71)
- F Chet Noe ('53)
- C Roy Okerberg ('27)
- F Bob Peterson ('51)
- C Blair Rasmussen ('83, '84, '85)
- G Luke Ridnour ('02, '03)
- G Anthony Taylor ('87, '88)
- G Alex Scales ('00)
- F E.J. Singler ('12, '13)
- G Vic Townsend ('41)
- F Will Urban ('50)
- G Ken Wegner ('53)
- G Algot Westergren ('25, '26, '27)
- C Roger Wiley ('49)
- G Dick Wilkins ('45, '46)
- G Kenya Wilkins ('97)
- G Orlando Williams ('94, '95)
- G Stan Williamson ('47, '48)
- C Urgel Wintermute ('39)

OREGON STATE (43)

- F Teo Alibegovic ('91)
- F Brent Barry ('95)
- G Lew Beck ('47)
- G Ray Blume ('80, '81)
- G Freddie Boyd ('72)
- G Lester Conner ('82)
- G Cliff Crandall ('48, '49)
- G Jared Cunningham ('11, '12)
- F Dave Gambee ('57, '58)
- G Amory Gill ('22, '24)
- F A.C. Green ('83, '84, '85)
- C Swede Halbrook ('54, '55)
- G Lee Harman ('59)
- C Scott Haskin ('92, '93)
- G Calvin Haynes ('10)
- G George Hibbard ('35)
- C Marshall Hjelte ('22)
- G Al Hunter ('40)
- G Jim Jarvis ('65)
- C Steve Johnson ('79, '80, '81)
- G Danny Johnston ('52)
- F Rickey Lee ('78)
- C Ed Lewis ('33)
- F David Lucas ('04, '05)
- C John Mandic ('42)
- G Ira Mix ('16)
- G Jose Ortiz ('86, '87)
- F Wally Palmberg ('36)
- G Bob Payne ('51)
- G Gary Payton ('88, '89, '90)
- G Mark Radford ('81)
- C Philip Ricci ('03)
- F Harold Ridings ('25)
- F Ephraim Rocha ('45, '46, '47)
- F Lonnie Shelton ('75)
- F Adolph Siebets ('16, '17)
- C Charlie Sitton ('82, '83, '84)
- G Rocky Smith ('77)
- G Carlos Steele ('25)
- G Deaundra Tanner ('99)
- F Charlie White ('66)

STANFORD (54)

- G Fred Adams ('21)
- G John Arrillaga ('60)
- G Julius Barnes ('03)
- F Bob Bedell ('65)
- F Kimberly Belton ('80)
- C Curtis Borchart ('02)
- F Don Burness ('41)
- G Mike Bratz ('77)
- G Jack Calderwood ('38)
- G/F Josh Childress ('04)
- G Don Clemetson ('63)
- F Jarron Collins ('01)
- C Jason Collins ('01)
- G Bill Cowden ('42)
- G Dion Cross ('95, '96)
- G Dave Davidson ('49)
- G Jen Davidson ('41)
- C Tom Dose ('63, '64)
- F Landry Fields ('10)
- G Jeremy Green ('10, '11)
- G Dan Grunfeld ('05)
- G Art Harris ('66)
- F Matt Haryasz ('06)
- G Chris Hernandez ('04, '05, '06)
- G John Higgins ('47, '48)
- F Lawrence Hill ('07)
- F Casey Jacobsen ('00, '01, '02)
- G Keith Jones ('83, '84)
- F Adam Keefe ('90, '91, '92)
- C Rich Kelley ('73, '74, '75)
- G Brevin Knight ('95, '96, '97)
- C Russ Lawler ('54)
- G Arthur Lee ('99)
- G Todd Lichti ('86, '87, '88, '89)
- F Brook Lopez ('08)
- F Hank Luisetti ('36, '37, '38)
- F Mark Madsen ('99, '00)
- G Bryan Moore ('35, '37)
- G Paul Neumann ('59)
- F Josh Owens ('12)
- G Jim Pollard ('42)
- F Dwight Powell ('13)
- C Jim Ramstead ('51)
- C John Revelli ('82)
- C C.E. Righter ('20, '21)
- G Harlow Rothert ('29)
- G George Selleck ('55)
- C Art Stoeffen ('38)
- G Claude Terry ('72)
- G Ron Tomsic ('53, '55)
- G Kris Weems ('98)
- F John Windsor ('62)
- F Howard Wright ('88, '89)
- F George Yardley ('50)
- C Tim Young ('98)

- G Rod Foster ('81, '83)

- G Gail Goodrich ('64, '65)
- G John Green ('62)
- F David Greenwood ('77, '78, '79)
- G Roy Hamilton ('78, '79)
- G Walt Hazzard ('63, '64)
- F J.R. Henderson ('96, '98)
- F Jack Hirsch ('64)
- G Brad Holland ('79)
- F Tyler Honeycutt ('11)
- G Ralph Jackson ('84)
- F Marques Johnson ('76, '77)
- G Lazerio Jones ('12)
- F Jason Kapono ('00, '01, '02, '03)
- C Carl Kraushaar ('50)
- G Malcom Lee ('11)
- F Richard Linthicum ('31)
- G Ron Livingston ('54)
- C Kevin Love ('08)
- F Mike Lynn ('66)
- F Don MacLean ('90, '91, '92)
- C Jelani McCoy ('97)
- F Dave Meyers ('75)
- G Nigel Miguel ('85)
- F Reggie Miller ('86, '87)
- G Dave Minor ('47, '48)
- F John Moore ('55)
- G Shabazz Muhammad ('13)
- F Tracy Murray ('91, '92)
- F Reeves Nelson ('11)
- F Willie Naulls ('55, '56)
- F Charles O'Bannon ('96, '97)
- F Ed O'Bannon ('93, '94, '95)
- G Bill Putnam ('45)
- G Bill Rankin ('44, '45)
- G Pooh Richardson ('87, '88, '89)
- F Dick Ridgway ('51)
- G Michael Roll ('10)
- F Curtis Rowe ('69, '71)
- F Mike Sanders ('81, '82)
- F Alan Sawyer ('49)
- F Eddie Sheldrake ('51)
- G/F Josh Shipp ('09)
- G George Stanich ('49, '50)
- F John Stanich ('48)
- G Morris Taft ('56)
- G/F Dijon Thompson ('05)
- G Walt Torrence ('59)
- G Raymond Townsend ('78)
- F Kiki Vandeweghe ('80)
- C Bill Walton ('72, '73, '74)
- G Mike Warren ('68)
- F Richard Washington ('76)
- G Earl Watson ('01)
- F Dick West ('44)
- G Russell Westbrook ('08)
- F Sidney Wicks ('70, '71)
- F Keith Wilkes ('73, '74)
- F Trevor Wilson ('88, '89, '90)

USC (59)

- G Dan Anderson ('74)
- G Dwight Anderson ('82)
- G Chris Appel ('61, '62)
- F Morris Badgro ('27)
- G Julie Bescos ('33, '34)
- C John Block ('65, '66)
- G Stais Boseman ('97)
- C Jack Bruner ('28)
- C Wilbur Caldwell ('31)
- G Mack Calvin ('69)
- G Don Carfino ('80)
- F Wayne Carlander ('84, '85)
- F Sam Clancy ('01, '02)
- C Ronnie Coleman ('91)
- G Duane Cooper ('92)

F Derrick Dowell ('86, '87)
 G Desmon Farmer ('04)
 F Ken Flower ('53)
 F Taj Gibson ('08, '09)
 G Bob Graham ('45)
 C Lee Guttero ('34, '35)
 G Daniel Hackett ('09)
 C Alex Hannum ('48)
 F Bill Hewitt ('67, '68)
 G Jacque Hill ('83)
 C Bob Howard ('44)
 F Jack Hupp ('35)
 F Roy Irvin ('54)
 G John Lehnert ('30)
 F Gordon Martin ('63)
 G O.J. Mayo ('08)
 G Tom McGarvin ('40)
 G Harold Miner ('90, '91, '92)
 F Jesse Mortenson ('28, '30)
 F Jerry Nemer ('32, '33)
 C Jack Nichols ('45, '46)
 G Eddie Oram ('36, '37)
 F Bob Ormsby ('42)
 F Lorenzo Orr ('94)
 G Gabe Pruitt ('06)
 G Tom Riach ('51)
 F Ron Riley ('72)
 C Cliff Robinson ('78, '79)
 F Gene Rock ('43)
 G Danny Rogers ('57)
 C John Rudometkin ('61, '62)
 F Brian Scalabrine ('00)
 G Dale Sears ('39, '40)
 G Jim Seminoff ('43)
 F Bill Sharman ('49, '50)
 F Ralph Vaughn ('39, '40)
 F Nikola Vucevic ('10, '11)
 G Dick Welh ('55)
 F John Werhas ('59)
 G Paul Westphal ('70, '71)
 G Gus Williams ('75)
 F Maurice Williams ('81, '82)
 F Allen Young ('64)
 G/F Nick Young ('06, '07)

UTAH (0)

(None)

WASHINGTON (65)

F Al Akins ('44)
 C Ralph Bishop ('36)
 C Bruno Boin ('56)
 F Jon Brockman ('07, '08, '09)
 G Jimmy Bryan ('22)
 F Matthew Bryan-Amaning ('11)
 G Ralph Cairney ('31, '32)
 F Dan Caldwell ('82)
 G Joe Cipriano ('53)
 G Irving Cook ('19, '20)
 F Ed Correll ('63)
 G J.R. Crawford ('23)
 G Norm Dalthorp ('46)
 F Jack Davidson ('16)
 G Justin Dentmon ('09)
 C James Edwards ('76, '77)
 G Bob Egge ('36)
 F Paul Fortier ('86)
 F Bob Galer ('34, '35)
 C Chuck Gilmur ('43)
 F Andra Griffin ('81)
 F Frank Guisness ('51, '52)
 F Bill Hanson ('60, '61, '62)
 F Steve Hawes ('72)
 F Bob Hesketh ('25)
 C Bob Houbregs ('51, '52, '53)

F George Irvine ('70)
 G Alfred James ('28)
 G Bob Jorgenson ('45)
 G Hal Lee ('33, '34)
 F Ed Loverich ('37)
 C Todd MacCulloch ('98, '99)
 C Rich Manning ('93)
 F Doug McClary ('53)
 C Harold McClary ('29)
 G Bill Morris ('43, '44)
 G Louie Nelson ('73)
 F Perry Nelson ('44)
 C Jack Nichols ('44, '47, '48)
 F Dean Parsons ('54, '55)
 F Quincy Pondexter ('10)
 G Eldridge Recasner ('88, '89, '90)
 G Nate Robinson ('04, '05)
 G Terrence Ross ('12)
 G Brandon Roy ('06)
 F Mark Sanford ('96, '97)
 F Detleg Schrempf ('84, '85)
 F Albert Schuss ('26)
 C Henry Sielk ('21)
 G Tre Simmons ('05)
 C Doug Smart ('57, '58, '59)
 F Monty Snider ('28)
 G Lou Soriano ('50)
 G Steve Staatz ('17)
 F Henry Swanson ('30, '31)
 G Bill Taylor ('44)
 G Isaiah Thomas ('09, '10, '11)
 C Chris Welp ('85, '86, '87)
 G Dick Welts ('24)
 F Sammy White ('48, '49)
 G C.J. Wilcox ('13)
 F Doug Wrenn ('02)
 G Tony Wroten ('12)
 F Phil Zevenbergen ('87)
 G George Ziegenfuss ('39)

WASHINGTON STATE (35)

F Larry Beck ('56, '57)
 F Ron Bennink ('54, '55)
 F Gale Bishop ('43, '46)
 G Roy Bohler ('17)
 F DeAngelo Casto ('11)
 F Don Collins ('80)
 C Gene Conley ('50)
 F Carlos Daniel ('98)
 G Rick Erickson ('70)
 G Isaac Fontaine ('96, '97)
 C Bob Gambold ('51)
 F Ed Gayda ('49, '50)
 C Huntley Gordon ('32)
 C Vince Hanson ('45, '48)
 F Steve Harriel ('83)
 F Mark Hendrickson ('95, '96)
 G Terrence Lewis ('92)
 C Paul Lindeman ('41)
 G Derrick Low ('07, '08)
 G Thomas Kelati ('05)
 F Jim McKean ('67, '68)
 G Art McLarney ('30)
 G Keith Morrison ('85, '86)
 F Brock Motum ('12, '13)
 C Ivar Nelson ('37)
 F Ivan Price ('17)
 G Bryan Rison ('80)
 G Taylor Rochestie ('09)
 F McClellan Rockey ('19, '20)
 G Bennie Seltzer ('93)
 F Bob Sheridan ('47)
 G Ray Sundquist ('41)
 G Klay Thompson ('10, '11)

G Kyle Weaver ('07, '08)
 F Ted Wierman ('69)

IDAHO (11)

G Preston Brimhall ('48, '49)
 F Al Fox ('22, '23)
 G Bob Garrison ('54)
 F Hartly Kruger ('52)
 F Frank McMillan ('29)
 G Harlan Melton ('55)
 G Bob Pritchett ('50)
 F Fred Quinn ('46)
 G Gary Simmons ('58)
 G Harold Telford ('23)
 F Ray Turner ('42)

MONTANA (0)

(None)

FOUR-TIME ALL-CONFERENCE SELECTIONS

Jason Kaponu, UCLA ('00, '01, '02, '03)
 Ron Lee, ORE ('73, '74, '75, '76)
 Todd Lichti, STAN ('86, '87, '88, '89)
 Bob McKeen, CAL ('52, '53, '54, '55)

THREE-TIME ALL-CONFERENCE SELECTIONS

Lew Alcindor, UCLA ('67, '68, '69)
 Toby Bailey, UCLA ('96, '97, '98)
 Kimberly Belton, STAN ('78, '79, '80)
 Jon Brockman, WASH ('07, '08, '09)
 Don Collins, WSU ('78, '79, '80)
 Darren Collison, UCLA ('07, '08, '09)
 Ike Diogu, ASU ('03, '04, '05)
 Ed Durno, ORE ('19, '20, '21)
 Tyus Edney, UCLA ('93, '94, '95)
 Sean Elliott, ARIZ ('87, '88, '89)
 Kenny Fields, UCLA ('82, '83, '84)
 Jason Gardner, ARIZ ('00, '02, '03)
 A.C. Green, OSU ('83, '84, '85)
 David Greenwood, UCLA ('77, '78, '79)
 Brian Hendrick, CAL ('90, '91, '92)
 Chris Hernandez, STAN ('04, '05, '06)
 Bob Houbregs, WASH ('51, '52, '53)
 Casey Jacobsen, STAN ('00, '01, '02)
 Steve Johnson, OSU ('79, '80, '81)
 Adam Keefe, STAN ('90, '91, '92)
 Rich Kelley, STAN ('73, '74, '75)
 Brevin Knight, STAN ('95, '96, '97)
 Hank Luisetti, STAN ('36, '37, '38)
 Don MacLean, UCLA ('90, '91, '92)
 Harold Miner, USC ('90, '91, '92)
 Jack Nichols, WASH ('44, '47, '48)
 Ed O'Bannon, UCLA ('93, '94, '95)
 Gary Payton, OSU ('88, '89, '90)
 Blair Rasmussen, ORE ('83, '84, '85)
 Ephraim Rocha, OSU ('45, '46, '47)
 Charlie Sitton, OSU ('82, '83, '84)
 Doug Smart, WASH ('57, '58, '59)
 Damon Stoudamire, ARIZ ('93, '94, '95)
 John Tait, CAL ('22, '23, '24)
 Isaiah Thomas, WASH ('09, '10, '11)
 Bill Walton, UCLA ('72, '73, '74)
 Chris Welp, WASH ('85, '86, '87)
 Algot Westergren, ORE ('25, '26, '27)
 Andy Wolfe, CAL ('46, '47, '48)

1983-84

F Steve Beck, ASU
F Derrick Dowell, USC
C *Chris Welp, WASH
G Chris Washington, CAL
G Michael Tait, ARIZ
G Kevin Johnson, CAL

1984-85

F *Leonard Taylor, CAL
F Chris Sandle, ASU
F Craig Jackson, UCLA
G Anthony Taylor, ORE
G Eric Knox, OSU

1985-86

F *Sean Elliott, ARIZ
F Tom Lewis, USC
G *Pooh Richardson, UCLA
G Todd Lichti, STAN
G Bo Kimble, USC

1986-87

F Bob Erbst, USC
F Trevor Wilson, UCLA
G *Gary Payton, OSU
G Eldridge Recasner, WASH
G Bryant Walton, CAL

1987-88

F *Ronnie Coleman, USC
F Mike Hayward, WASH
G Will Brantley, OSU
G Ryan Drew, CAL
G Gerald Madkins, UCLA

1988-89

F Adam Keefe, STAN
F *Don MacLean, UCLA
C Sean Rooks, ARIZ
G Darrick Martin, UCLA
G Matt Othick, ARIZ

1989-90

F Brian Hendrick, CAL
F Tracy Murray, UCLA
C Ed Stokes, ARIZ
G *Harold Miner, USC
G Bennie Seltzer, WSU

1990-91

F *Jamal Faulkner, ASU
G Dwayne Fontana, ASU
G Jordy Lyden, ORE
G Khalid Reeves, ARIZ
G Shon Tarver, UCLA

1991-92

F Mario Bennett, ASU
F Lamond Murray, CAL
F *Mark Pope, WASH
G Tyus Edney, UCLA
G Damon Stoudamire, ARIZ

1992-93

F Mark Hendrickson, WSU
G Dion Cross, STAN
G Burt Harris, USC
G *Jason Kidd, CAL
G Ron Riley, ASU

1993-94

F Charles O'Bannon, UCLA
C Michael Stewart, CAL
G Isaac Fontaine, WSU
G *Brevin Knight, STAN
G Kenya Wilkins, ORE

1994-95

G Toby Bailey, UCLA
F *Tremaine Fowlkes, CAL
F J.R. Henderson, UCLA
F Mark Sanford, WASH
C Tim Young, STAN

1995-96

F *Shareef Abdur-Rahim, CAL
G Terik Brown, ORE
C Todd MacCulloch, WASH
C Jelani McCoy, UCLA
F Mark Seaton, STAN

1996-97

F Corey Benjamin, OSU
G *Mike Bibby, ARIZ
G Carson Cunningham, OSU
G Eddie House, ASU
G Blake Pengelly, WSU

1997-98

F Jarron Collins, STAN
G *Baron Davis, UCLA
F Sean Lampley, CAL
G Deandra Tanner, OSU
G Earl Watson, UCLA

1998-99

G Senque Carey, WASH
C Dan Gadzuric, UCLA
F Richard Jefferson, ARIZ
F JaRon Rush, UCLA
F *Michael Wright, ARIZ

1999-00

G Gilbert Arenas, ARIZ
G Jason Gardner, ARIZ
F Brian Jackson, OSU
G *Casey Jacobsen, STAN
F *Jason Kapono, UCLA

2000-01

G Curtis Allen, WASH
F T.J. Cummings, UCLA
F Luke Jackson, ORE
G Marcus Moore, WSU
G *Luke Ridnour, ORE

2001-02

G Erick Craven, USC
C Channing Frye, ARIZ
C Jamal Sampson, CAL
G *Salim Stoudamire, ARIZ
C/F Amit Tamir, CAL

2002-03

G Hassan Adams, ARIZ
C *Ike Diogu, ASU
F Andre Iguodala, ARIZ
G Richard Midgley, CAL
G Nate Robinson, WASH

2003-04

F Trevor Ariza, UCLA
G Aaron Brooks, ORE
G/F Marquise Kately, CAL
F *Leon Powe, CAL
G Mustafa Shakur, ARIZ
G Lodrick Stewart, USC

2004-05

G Arron Afflalo, UCLA
G *Jordan Farmar, UCLA
G Malik Hairston, ORE
G Gabe Pruitt, USC
G Bryce Taylor, ORE

2005-06

F Jon Brockman, WASH
G Justin Dentmon, WASH
F *L.R. Mbah a Moute, UCLA
F Jeff Pendergraph, ASU
F Marcus Williams, ARIZ

2006-07

F Ryan Anderson, CAL
F *Chase Budinger, ARIZ
F Taj Gibson, USC
C Spencer Hawes, WASH
F Brook Lopez, STAN
G Tajuan Porter, ORE

2007-08

G Jerryd Bayless, ARIZ
G James Harden, ASU
F Davon Jefferson, USC
C *Kevin Love, UCLA
G O.J. Mayo, USC

2008-09

F DeAngelo Casto, WSU
F DeMar DeRozan, USC
G Jeremy Green, STAN
G Jrue Holiday, UCLA
G *Isaiah Thomas, WASH
G Klay Thompson, WSU

2009-10

F Tyler Honeycutt, UCLA
G Trent Lockett, ASU
G Reggie Moore, WSU
F Reeves Nelson, UCLA
F *Derrick Williams, ARIZ

2010-11

G/F Anthony Brown, STAN
G *Allen Crabbe, CAL
G Maurice Jones, USC
F Dwight Powell, STAN
F Joshua Smith, UCLA
G C.J. Wilcox, WASH

2011-12

G Spencer Dinwiddie, COLO
G Nick Johnson, ARIZ
F David Kravish, CAL
G Chasson Randle, STAN
G *Tony Wroten, WASH

2012-13

G Kyle Anderson, UCLA
G *Jahii Carson, ASU
G Damyean Dotson, ORE
G/F *Shabazz Muhammad, UCLA
F Josh Scott, COLO

* - Freshman of the Year

Honors selected by Pac-12 coaches.

**ALL- FRESHMEN/
ALL-ROOKIE
SELECTIONS BY
SCHOOL**

1. UCLA.....	30
2. ARIZ.....	22
3. CAL.....	21
4. USC.....	17
5. STAN.....	16
WASH.....	16
7. OSU.....	13
8. ASU.....	12
9. WSU.....	11
10. ORE.....	10
11. COLO.....	2
12. UTAH.....	0

From 1980-81 - 1982-83, known as the All-Rookie Team and selected by Conference coaches.

From 1992-93 to 1998-99, the All-Newcomer team had been selected by Pac-12 radio play-by-play announcers. From 1999-2000 to 2005-06, the Newcomer of the Year was selected by the announcers and named the FRED HESSLER AWARD in honor of the late UCLA broadcaster.

1980-81

- F Charlie Sitton, Fr., OSU
- F Sam Potter, Fr., CAL
- F Lester Conner, Jr., OSU
- C *John Revelli, Fr., STAN
- G Ken McFadden, Jr., WSU
- G Keith Jones, Fr., STAN

1981-82

- F Wayne Carlander, Fr., USC
- F *Johnny Rodgers, Fr., STAN
- C A.C. Green, Fr., OSU
- G Ken Johnson, Fr., USC
- G Craig Ehlo, Jr., WSU

1982-83

- F *Dave Butler, Fr., CAL
- F Ricky Brown, Fr., WSU
- C Reggie Rogers, Fr., WASH
- G Steve Woodside, Fr., OSU
- G Darryl Flowers, Fr., OSU

1983-84 - 1991-92

(No honors awarded)

1992-93

- F Mustapha Hoff, Jr., OSU
- C Richard Petruska, Sr., UCLA
- G *Marcell Capers, Jr., ASU
- G Tony Harris, Jr., WSU
- G Prentiss Perkins, Jr., WASH

1993-94

- F Sam Allen, Jr., WASH
- F Darryl Parker, Jr., ORE
- G Stephane Brown, Jr., OSU
- G *Isaac Burton, Jr., ASU
- G Michael McClain, So., WASH

1994-95

- C Mike Amos, Jr., WASH
- G *Shamon Antrum, So., WSU
- F Ben Davis, Jr., ARIZ
- G Jason Hamilton, Jr., WASH
- F Vladimir Heredia, Jr., OSU
- G Jamal Lawrence, Jr., ORE

1995-96

- G *Ed Gray, Jr., CAL
- G Markee Brown, Jr., OSU
- F Kyle Milling, Jr., ORE
- C Rob Ramaker, Jr., ORE
- F Rodger Farrington, Jr., ASU

1996-97

- G Elias Ayuso, So., USC
- F Mike Batiste, So., ASU
- F Bennett Davison, Jr., ARIZ
- F *Rodrick Rhodes, Sr., USC
- F Terrill Woods, Jr., OSU

1997-98

- G Geno Carlisle, Jr., CAL
- G Michael Gill, Jr., CAL
- F Thomas Kilgore, Jr., CAL
- F *Bobby Lazor, Jr., ASU
- F Adam Spanich, Jr., USC

1998-99

- C *Brian Scalabrine, So., USC
- G Alex Scales, Jr., ORE
- G Josh Steintal, So., OSU
- G Jan-Michael Thomas, Jr., WSU
- G Darius Wright, Jr., ORE

* - Newcomer of the Year

Newcomer of the Year

- 1992-93 Marcell Capers, G, ASU (Jr., Los Angeles, Calif.)
- 1993-94 Isaac Burton, G, ASU (Jr., Los Angeles, Calif.)
- 1994-95 Shamon Antrum, G, WSU (Jr., New Haven, Conn.)
- 1995-96 Ed Gray, G, CAL (Jr., Riverside, Calif.)
- 1996-97 Rodrick Rhodes, F, USC (Sr., Jersey City, N.J.)
- 1997-98 Bobby Lazor, F, ASU (Jr., Norwich, N.Y.)
- 1998-99 Brian Scalabrine, C, USC (So., Enumclaw, Wash.)
- 1999-00 Loren Woods, C, ARIZ (Jr., St. Louis, Mo.)
- 2000-01 J Locklier, C, WSU (Jr., Rock Hill, S.C.)
- 2001-02 Doug Wrenn, F, WASH (So., Seattle, Wash.)
- 2002-03 Andre Joseph, G, ORE (Jr., Houston, Texas)
- 2003-04 Jeff McMillan, F, USC (Jr., Staten Island, N.Y.)
- 2004-05 Nick DeWitz, F, OSU (Jr., Chandler, Ariz.)
- 2005-06 Ryan Appleby, G, WASH (So., Stanwood, Wash.)

ALL-NEWCOMER SELECTIONS BY SCHOOL

1. OSU12
2. WASH8
3. ORE7
- USC7
5. CAL6
- WSU6
7. ASU5
8. ARIZ3
- STAN3
10. UCLA1

PAC-12 ALL-DEFENSIVE

2007-08

- G Darren Collison, UCLA
- F Taj Gibson, USC
- C Robin Lopez, STAN
- G Kyle Weaver, WSU
- G *Russell Westbrook, UCLA

2008-09

- C/F Alfred Aboya, UCLA
- G Darren Collison, UCLA
- F *Taj Gibson, USC
- G Daniel Hackett, USC
- F Jordan Hill, ARIZ

2009-10

- F DeAngelo Casto, WSU
- G Jorge Guitierrez, CAL
- F Justin Holiday, WASH
- G Venoy Overton, WASH
- G *Seth Tarver, OSU

2010-11

- F DeAngelo Casto, WSU
- G Jared Cunningham, OSU
- G Jorge Guitierrez, CAL
- G Malcolm Lee, UCLA
- G *Marcus Simmons, USC

2011-12

- G Jared Cunningham, OSU
- G Kyle Fogg, ARIZ
- G *Jorge Guitierrez, CAL
- C Aziz N'Diaye, WASH
- F André Roberson, COLO

2012-13

- G Jordan Bachynski, ASU
- G Carrick Felix, ASU
- G Josh Huestis, STAN
- C Arsalan Kazemi, ORE
- F *André Roberson, COLO

* - Defensive Player of the Year

Honors selected by Pac-12 coaches.

ALL-DEFENSIVE SELECTIONS BY SCHOOL

1. UCLA5
2. USC4
3. WSU3
4. CAL3
- OSU3
- WASH3
7. ASU2
- ARIZ2
- COLO2
- STAN2
- ORE1
12. UTAH0

1985-86

Keith Balderston, ORE
Dave Butler, CAL
Steve Kerr, ARIZ
Novian Whitsitt, STAN
Steve Woodside, OSU

1986-87

Keith Balderston, ORE
Dave Butler, CAL
Dave Immel, UCLA
Brian Quinnett, WSU
Novian Whitsitt, STAN

1987-88

Keith Balderston, ORE
Steve Kerr, ARIZ
Todd Lichti, STAN
Bill Sherwood, OSU
Terry Taylor, STAN

1988-89

Matt Muehlebach, ARIZ
Brian Quinnett, WSU
Eric Reveno, STAN
Terry Taylor, STAN
Andrew Vlahov, STAN

1989-90

Teo Alibegovic, OSU
Kenny Ammann, STAN
Matt Muehlebach, ARIZ
John Patrick, STAN
David Sanders, WSU

1990-91

Teo Alibegovic, OSU
Kenny Ammann, STAN
Matt Anderson, ASU
Matt Muehlebach, ARIZ
John Patrick, STAN

1991-92

Peter Dukes, STAN
Paul Garrett, STAN
Jon Mitchell, ORE
Dale Reed, WSU
Jason Weaver, STAN

1992-93

Peter Dukes, STAN
Jon Mitchell, ORE
Brett Pagett, WASH
Richard Petruska, UCLA
Mark Pope, WASH

1993-94

Scott Didrickson, WASH
Kevin Flanagan, ARIZ
Jon Mitchell, ORE
Damaine Powell, USC
George Zidek, UCLA

1994-95

David Harbour, STAN
*Jon Mitchell, ORE
J.D. Vetter, OSU
David Viik, WSU
George Zidek, UCLA

1995-96

Carlos Daniel, WSU
David Harbour, STAN
Rich Jackson, STAN
Ty Reuter, USC
J.D. Vetter, OSU

1996-97

Carlos Daniel, WSU
Rich Jackson, STAN
Cameron Johnson, WSU
Todd MacCulloch, WASH
Bob Myers, UCLA

1997-98

Carlos Daniel, WSU
Bobby Lazor, ASU
Todd MacCulloch, WASH
A.D. Smith, ORE
Chris Thompson, WASH

1998-99

Will Hutchens, WSU
Bobby Lazor, ASU
Todd MacCulloch, WASH
Mark Madsen, STAN
A.D. Smith, ORE

1999-00

Jason Heide, OSU
Mark Madsen, STAN
A.D. Smith, ORE
Josh Steinthal, OSU
Chris Walcott, WASH

2000-01

Eugene Edgeron, ARIZ
Ryan Forehan-Kelly, CAL
Dennis Gates, CAL
Morgan Lingle, CAL
Shawn Redhage, ASU

2001-02

Curtis Borchart, STAN
Dennis Gates, CAL
Ben Lindquist, ORE
J Locklier, WSU
Shawn Redhage, ASU

2002-03

Justin Allen, ASU
Joe Kirchofer, STAN
Shawn Redhage, ASU
Nick Robinson, STAN
Amit Tamir, CAL

2003-04

First Team
Dan Grunfeld, STAN
Rob Little, STAN
Jason Ranne, ARIZ
Nick Robinson, STAN
Amit Tamir, CAL
Second Team
Justin Allen, ASU
Jay Anderson, ORE
A.J. Diggs, CAL
Chris Hernandez, STAN
Andre Iguodala, ARIZ

2004-05

First Team
Dan Grunfeld, STAN
Jim Hanchett, OSU
Chris Hernandez, STAN
Rob Little, STAN
Nick Robinson, STAN
Second Team
Wilfried Fameni, ASU
Hans Gasser, WASH
Jason Haas, STAN
Lamar Hurd, OSU
Jordan Kent, ORE
Alexander Pribble, CAL

2005-06

First Team
Robbie Cowgill, WSU
Dan Grunfeld, STAN
Chris Hernandez, STAN
Lamar Hurd, OSU
Alex Pribble, CAL
Second Team
Taj Finger, STAN
Hans Gasser, WASH
Chad Goldstein, ASU
Jordan Kent, ORE
Peter Prowitt, STAN

2006-07

First Team
Aron Baynes, WSU
Robbie Cowgill, WSU
Daven Harmeling, WSU
Alex Pribble, CAL
Peter Prowitt, STAN
Second Team
Alfred Aboya, UCLA
Taj Finger, STAN
Hans Gasser, WASH
Angelo Tsagarakis, OSU
Carlton Weatherby, STAN
Ryan Wright, UCLA

2007-08

First Team
Brett Brielaier, ARIZ
Robbie Cowgill, WSU
Taj Finger, STAN
Daven Harmeling, WSU
Taylor Rochestie, WSU
Second Team
Alfred Aboya, UCLA
Aron Baynes, WSU
Nikola Knezevic, CAL
Nikola Koprivica, WSU
Roeland Schaftenaar, OSU

2008-09

First Team
Aron Baynes, WSU
Derek Glasser, ASU
Daven Harmeling, WSU
Nikola Koprivica, WSU
Taylor Rochestie, WSU
Second Team
Nikola Knezevic, CAL
Rihards Kuksiks, ASU
Roeland Schaftenaar, OSU
Drew Shiller, STAN
Jordan Wilkes, CAL

2009-10

First Team
Mustafa Abdul Hamid, UCLA
Landry Fields, STAN
Nikola Koprivica, WSU
Roeland Schaftenaar, OSU
Drew Shiller, STAN
Second Team
Jorge Guterrez, CAL
Malcolm Lee, UCLA
Abe Lodwick, WSU
Garrett Sim, ORE
Jack Trotter, STAN

2010-11

First Team
Angus Brandt, OSU
Trent Lockett, ASU
Abe Lodwick, WSU
Rhys Murphy, OSU
Jack Trotter, STAN
Second Team
Nicholas Fearn, ORE
Jorge Gutierrez, CAL
Harper Kamp, CAL
Josh Owens, STAN
Garrett Sim, ORE

2011-12

First Team
Sabatino Chen, COLO
John Gage, STAN
Trent Lockett, ASU
Rhys Murphy, OSU
Jack Trotter, STAN
Second Team
Harper Kamp, CAL
Abe Lodwick, WSU
Josh Owens, STAN
Patrick Simon, WSU
Andrew Zimmerman, STAN

2012-13

First Team
Sabatino Chen, COLO
Carrick Felix, ASU
John Gage, STAN
Robbie Lemons, STAN
Jeremy Olsen, UTAH
Second Team
Andy Brown, STAN
Shane Harris-Tunks, COLO
Stefan Nastic, STAN
Dwight Powell, STAN
Chasson Randle, STAN

* - Only four-time selection

ALL-ACADEMIC SELECTIONS BY SCHOOL

(Total selections)

1.	STAN	53
2.	WSU	28
3.	CAL	18
4.	OSU	17
5.	ORE	16
6.	ASU	14
7.	ARIZ	10
	WASH	10
9.	UCLA	9
10.	COLO	3
11.	USC	2
12.	UTAH	1

1983-84

11/28 Butch Hays (Sr.), CAL
 12/5 John Revelli (Sr.), STAN
 12/12 Blair Rasmussen (Jr.), ORE
 12/19 Kenny Fields (Sr.), UCLA
 12/27 Dave Butler (So.), CAL
 1/3 A.C. Green (Jr.), OSU
 1/9 Ralph Jackson (Sr.), UCLA
 1/16 Blair Rasmussen (Jr.), ORE
 1/23 Wayne Carlander (Jr.), USC
 1/30 Chris Harper (Jr.), ORE
 2/6 Detlef Schrempf (Jr.), WASH
 2/13 Greg Trapp (Jr.), ORE
 2/20 Keith Jones (Sr.), STAN
 Charlie Sitton (Sr.), OSU
 2/27 Pete Williams (Jr.), ARIZ
 3/5 Ralph Jackson (Sr.), UCLA
 3/12 A.C. Green (Jr.), OSU
 Charlie Sitton (Sr.), OSU

1984-85

12/3 Detlef Schrempf (Sr.), WASH
 12/10 Chris Sandle (Fr.), ASU
 12/17 A.C. Green (Sr.), OSU
 12/31 A.C. Green (Sr.), OSU
 1/7 Eddie Smith (Sr.), ARIZ
 1/14 Bobby Thompson (Sr.), ASU
 1/21 Wayne Carlander (Sr.), USC
 1/28 Nigel Miguel (So.), UCLA
 2/4 Kevin Johnson (So.), CAL
 2/11 Wayne Carlander (Sr.), USC
 2/18 Blair Rasmussen (Sr.), ORE
 2/25 Reggie Miller (Fr.), UCLA
 3/4 Blair Rasmussen (Sr.), ORE
 Wayne Carlander (Sr.), USC
 3/11 Pete Williams (Sr.), ARIZ

1985-86

12/2 Reggie Miller (So.), UCLA
 12/9 Tom Lewis (Fr.), USC
 12/16 Darrin Houston (Sr.), OSU
 12/23 Jerry Adams (Sr.), ORE
 12/30 Steve Kerr (So.), ARIZ
 1/6 Jose Ortiz (Jr.), OSU
 1/13 Chris Welp (Jr.), WASH
 1/20 Chris Welp (Jr.), WASH
 1/27 Dave Butler (Sr.), CAL
 2/3 Howard Wright (Fr.), STAN
 2/10 Reggie Miller (So.), UCLA
 2/17 Arthur Thomas (Jr.), ASU
 2/24 Jerry Adams (Sr.), ORE
 3/3 Kevin Johnson (Jr.), CAL
 3/10 Jerry Adams (Sr.), ORE

1986-87

12/1 Jose Ortiz (Sr.), OSU
 12/8 Reggie Miller (Jr.), UCLA
 12/15 Dwayne Scholten (Sr.), WSU
 12/22 Joe Wallace (Sr.), WSU
 12/30 Leonard Taylor (Jr.), CAL
 1/5 Anthony Taylor (Jr.), ORE
 1/12 Montel Hatcher (Sr.), UCLA
 1/19 Craig McMillan (Jr.), ARIZ
 1/26 Jose Ortiz (Sr.), OSU
 2/2 Chris Welp (Sr.), WASH
 2/9 Joe Wallace (Sr.), WSU
 2/16 Dave Butler (Sr.), CAL
 2/23 Sean Elliott (So.), ARIZ
 3/2 Reggie Miller (Jr.), UCLA

1987-88

11/30 Todd Lichti (Jr.), STAN
 12/7 Sean Elliott (Jr.), ARIZ
 12/14 Steve Kerr (Sr.), ARIZ

12/21 Steve Kerr (Sr.), ARIZ
 1/4 Sean Elliott (Jr.), ARIZ
 1/11 Eric Knox (Jr.), OSU
 1/18 David Sanders (So.), WSU
 1/25 Eldridge Recasner (So.), WASH
 2/1 Trevor Wilson (So.), UCLA
 2/8 Howard Wright (Jr.), STAN
 2/15 Ryan Drew (Fr.), CAL
 2/22 Sean Elliott (Jr.), ARIZ
 2/29 Gary Payton (So.), OSU
 3/7 Gary Payton (So.), OSU

1988-89

11/28 Gary Payton (Jr.), OSU
 12/5 Don MacLean (Fr.), UCLA
 12/12 Sean Elliott (Sr.), ARIZ
 12/19 Mark West (Jr.), WASH
 1/3 Todd Lichti (Sr.), STAN
 1/9 Todd Lichti (Sr.), STAN
 1/16 Anthony Cook (Sr.), ARIZ
 1/23 Gary Payton (Jr.), OSU
 1/30 Brian Quinnett (Sr.), WSU
 2/6 Todd Lichti (Sr.), STAN
 2/13 Gary Payton (Jr.), OSU
 2/20 Sean Elliott (Sr.), ARIZ
 2/27 Howard Wright (Sr.), STAN
 3/6 Anthony Cook (Sr.), ARIZ

1989-90

11/27 Jud Buechler (Sr.), ARIZ
 12/4 Gary Payton (Sr.), OSU
 12/11 Gary Payton (Sr.), OSU
 12/18 Adam Keefe (So.), STAN
 1/2 Gary Payton (Sr.), OSU
 1/9 Alex Austin (Sr.), ASU
 1/16 Brian Henrick (Fr.), CAL
 1/22 Adam Keefe (So.), STAN
 1/29 Don MacLean (So.), UCLA
 2/5 Harold Miner (Fr.), USC
 2/12 Jud Buechler (Sr.), ARIZ
 2/19 Keith Smith (Sr.), CAL
 2/26 Gary Payton (Sr.), OSU
 3/5 Harold Miner (Fr.), USC

1990-91

11/26 Chris Mills (So.), ARIZ
 12/3 Don MacLean (Jr.), UCLA
 12/10 Terrell Brandon (Jr.), ORE
 12/17 Harold Miner (So.), USC
 12/31 Terrell Brandon (Jr.), ORE
 1/7 Teo Alibegovic (Sr.), OSU
 1/14 Adam Keefe (Jr.), STAN
 1/21 Chris Mills (So.), ARIZ
 1/28 Doug Meekins (Jr.), WASH
 2/4 Adam Keefe (Jr.), STAN
 2/11 Brian Williams (Jr.), ARIZ
 2/18 Billy Dreher (So.), CAL
 2/25 Harold Miner (So.), USC
 3/5 Dion Brown (Sr.), WASH
 3/11 Matt Muehlebach (Sr.), ARIZ

1991-92

11/26 Neil Derrick (Sr.), WSU
 12/2 Chad Scott (Jr.), OSU
 12/9 Chris Mills (Jr.), ARIZ
 12/16 Adam Keefe (Sr.), STAN
 12/23 Harold Miner (Jr.), USC
 12/30 Peter Dukes (Jr.), STAN
 Chad Scott (Jr.), OSU
 1/6 Don MacLean (Sr.), UCLA
 1/13 Don MacLean (Sr.), UCLA
 1/20 Jamal Faulkner (So.), ASU
 1/27 Harold Miner (Jr.), USC
 2/3 Duane Cooper (Sr.), USC

2/10 Adam Keefe (Sr.), STAN
 Antoine Stoudamire (So.), ORE
 2/17 Scott Haskin (Jr.), OSU
 2/24 Mario Bennett (Fr.), ASU
 3/2 Harold Miner (Jr.), USC
 3/9 Bennie Seltzer (Jr.), WSU
 3/16 Don MacLean (Sr.), UCLA

1992-93

12/7 Ed O'Bannon (So.), UCLA
 12/14 Chris Mills (Sr.), ARIZ
 12/21 Bennie Seltzer (Sr.), WSU
 1/4 Dwayne Fontana (Jr.), ASU
 1/11 Chris Mills (Sr.), ARIZ
 Scott Haskin (Sr.), OSU
 1/18 Scott Haskin (Sr.), OSU
 1/25 Ed Stokes (Sr.), ARIZ
 2/1 Stevin Smith (Jr.), ASU
 2/8 Mark Hendrickson (Fr.), WSU
 2/15 Shon Tarver (Jr.), UCLA
 2/22 Chris Mills (Sr.), ARIZ
 3/1 Rodney Chatman (Sr.), USC
 3/15 Chris Mills (Sr.), ARIZ

1993-94

12/6 Damon Stoudamire (Jr.), ARIZ
 12/13 Jason Kidd (So.), CAL
 12/20 George Zidek (Jr.), UCLA
 1/3 Khalid Reeves (Sr.), ARIZ
 Jan 11 Lamond Murray (Jr.), CAL
 1/17 Lamond Murray (Jr.), CAL
 1/24 Tyus Edney (Jr.), UCLA
 1/31 Jason Kidd (So.), CAL
 2/7 Maurice Woods (Sr.), WASH
 2/14 Khalid Reeves (Sr.), ARIZ
 2/21 Orlando Williams (Jr.), ORE
 2/28 Khalid Reeves (Sr.), ARIZ
 3/7 Lamond Murray (Jr.), CAL
 3/14 Eddie Hill (Sr.), WSU

1994-95

12/5 Ed O'Bannon (Sr.), UCLA
 12/12 Brent Barry (Sr.), OSU
 12/19 Ed O'Bannon (Sr.), UCLA
 1/2 Kenya Wilkins (So.), ORE
 1/9 Donminic Ellison (So.), WSU
 1/16 Damon Stoudamire (Sr.), ARIZ
 1/23 Mark Hendrickson (Jr.), WSU
 1/30 Tremaine Fowlkes (Fr.), CAL
 2/6 Brevin Knight (So.), STAN
 2/13 Mario Bennett (Jr.), ASU
 2/20 Ed O'Bannon (Sr.), UCLA
 2/27 Ed O'Bannon (Sr.), UCLA
 3/6 Brent Barry (Sr.), OSU
 3/13 Mario Bennett (Jr.), ASU

1995-96

12/4 Joseph Blair (Sr.), ARIZ
 12/11 Jelani McCoy (Fr.), UCLA
 12/18 Ed Gray (Jr.), CAL
 1/2 Toby Bailey (So.), UCLA
 1/8 Shareef Abdur-Rahim (Fr.), CAL
 1/15 Kris Johnson (So.), UCLA
 1/22 Ben Davis (Sr.), ARIZ
 1/29 Mark Sanford (So.), WASH
 2/5 Brevin Knight (Jr.), STAN
 2/12 Miles Simon (So.), ARIZ
 2/19 Kenya Wilkins (Jr.), ORE
 2/26 Ed Gray (Jr.), CAL
 3/4 Shareef Abdur-Rahim (Fr.), CAL
 3/11 David Harbour (Sr.), STAN

1996-97

12/2 Ed Gray (Sr.), CAL
 12/9 Kenya Wilkins (Sr.), ORE
 12/16 Michael Dickerson (Jr.), ARIZ
 12/23 Kenya Wilkins (Sr.), ORE
 1/6 Rodrick Rhodes (Sr.), USC
 1/13 Brevin Knight (Sr.), STAN
 1/20 Corey Benjamin (Fr.), OSU
 1/27 Ed Gray (Sr.), CAL
 2/3 Mark Sanford (Jr.), WASH
 2/10 Miles Simon (Jr.), ARIZ
 Stais Boseman (Sr.), USC
 2/17 Charles O'Bannon (Sr.), UCLA
 2/24 Ed Gray (Sr.), CAL
 Toby Bailey (Jr.), UCLA
 3/3 Michael Dickerson (Jr.), ARIZ
 3/10 Tim Young (So.), STAN

1997-98

12/1 Todd MacCulloch (Jr.), WASH
 12/8 Mark Madsen (So.), STAN
 12/15 Jason Terry (Jr.), ARIZ
 12/22 J.R. Henderson (Sr.), UCLA
 1/6 Miles Simon (Sr.), ARIZ
 1/12 Michael Dickerson (Sr.), ARIZ
 1/19 Todd MacCulloch (Jr.), WASH
 1/26 Corey Benjamin (So.), OSU
 2/2 Mike Bibby (So.), ARIZ
 2/9 Jeremy Veal (Sr.), ASU
 2/16 Donald Watts (Jr.), WASH
 2/23 Sean Marks (Sr.), CAL
 3/2 Toby Bailey (Sr.), UCLA
 3/8 Gary Johnson (Sr.), USC

1998-99

11/30 Deon Lutton (Jr.), WASH
 12/7 Geno Carlisle (Sr.), CAL
 12/14 Jan-Michael Thomas (Jr.), WSU
 12/21 Eddie House (Jr.), ASU
 1/5 Baron Davis (So.), UCLA
 1/11 Deaundra Tanner (So.), OSU
 1/18 Todd MacCulloch (Sr.), WASH
 1/25 Baron Davis (So.), UCLA
 2/1 Jason Terry (Sr.), ARIZ
 2/8 Deon Lutton (Jr.), WASH
 2/15 Darius Wright (Jr.), ORE
 2/22 Jason Terry (Sr.), ARIZ
 3/1 Arthur Lee (Sr.), STAN
 3/7 Jason Terry (Sr.), ARIZ

1999-2000

11/27 Jason Collins (Fr.), STAN
 12/6 Michael Wright (So.), ARIZ
 12/13 Brian Scalabrine (Jr.), USC
 12/20 Eddie House (Sr.), ASU
 1/3 Eddie House (Sr.), ASU
 1/10 Eddie House (Sr.), ASU
 1/17 Loren Woods (Jr.), ARIZ
 1/24 David Bluthenthal (So.), USC
 1/31 A.D. Smith (Sr.), ORE
 2/7 Loren Woods (Jr.), ARIZ
 2/14 Mark Madsen (Sr.), STAN
 2/21 Eddie House (Sr.), ASU
 2/28 Earl Watson (Jr.), UCLA
 3/6 Alex Scales (Sr.), ORE
 3/13 Jeff Trepagnier (Jr.), USC

2000-01

11/27 Michael Wright (Jr.), ARIZ
 12/4 Luke Walton (So.), ARIZ
 12/11 David Bluthenthal (Jr.), USC
 12/18 Bryan Bracey (Sr.), ORE
 1/3 Sam Clancy (Jr.), USC
 1/8 Jarron Collins (Sr.), STAN

Jason Collins (Jr.), STAN
1/16 Jason Kapono (So.), UCLA
1/22 Gilbert Arenas (So.), ARIZ
1/29 Sean Lampley (Sr.), CAL
2/5 Awvee Storey (Jr.), ASU
2/12 Sean Lampley (Sr.), CAL
2/19 Gilbert Arenas (So.), ARIZ
2/26 Sean Lampley (Sr.), CAL
3/5 Casey Jacobsen (So.), STAN
3/12 Loren Woods (Sr.), ARIZ

2001-02

11/26 Jason Gardner (Jr.), ARIZ
12/3 Curtis Allen (So.), WASH
12/10 Marcus Moore (Jr.), WSU
12/17 Joe Shipp (Jr.), CAL
1/7 Chad Prewitt (Sr.), ASU
1/14 Matt Barnes (Sr.), UCLA
1/21 Luke Walton (Jr.), ARIZ
1/28 Philip Ricci (Jr.), OSU
2/4 Casey Jacobsen (Jr.), STAN
2/11 Amit Tamir (Fr.), CAL
2/18 David Bluthenthal (Sr.), USC
2/25 Frederick Jones (Sr.), ORE
3/4 Curtis Borchardt (Jr.), STAN

2002-03

12/2 Luke Ridnour (Jr.), ORE
12/9 Luke Jackson (Jr.), ORE
12/16 Jason Gardner (Sr.), ARIZ
1/6 Jason Kapono (Sr.), UCLA
1/13 Joe Shipp (Sr.), CAL
1/20 Joe Shipp (Sr.), CAL
1/27 Jason Gardner (Sr.), ARIZ
2/3 Brian Jackson (Sr.), OSU
2/10 Brian Wethers (Sr.), CAL
2/17 Ike Diogu (Fr.), ASU
2/24 Channing Frye (So.), ARIZ
3/3 Salim Stoudamire (So.), ARIZ
3/10 Tommy Smith (Sr.), ASU

2003-04

12/1 Chris Hernandez, (So.), STAN
12/8 Matt Lottich, (Sr.), STAN
12/15 Hassan Adams, (So.), ARIZ
12/22 Matt Lottich, (Sr.), STAN
1/5 Janou Rubin, (Jr.), UCLA
1/12 Josh Childress, (Jr.), STAN
1/19 Desmon Farmer, (Sr.), USC
1/26 Leon Powe, (Fr.), CAL
2/2 Nate Robinson, (So.), WASH
2/9 Richard Midgely, (So.), CAL
2/16 Salim Stoudamire, (Jr.), ARIZ
2/23 David Lucas, (Jr.), OSU
2/28 Brandon Roy, (So.), WASH
3/8 Luke Jackson, (Sr.), ORE

2004-05

11/29 Nate Robinson (Jr.), WASH
12/6 Ike Diogu (Jr.), ASU
12/13 Jordan Farmar (Fr.), UCLA
12/20 Dijon Thompson (Sr.), UCLA
1/3 David Lucas (Sr.), OSU
1/10 Ike Diogu (Jr.), ASU
1/17 Salim Stoudamire, (Sr.), ARIZ
1/24 Dan Grunfeld (Jr.), STAN
1/31 Thomas Kelati (Sr.), WSU
2/7 Ike Diogu (Jr.), ASU
2/14 David Lucas (Sr.), OSU
2/21 Salim Stoudamire (Sr.), ARIZ
2/28 Tre Simmons (Sr.), WASH
3/7 Salim Stoudamire (Sr.), ARIZ

2005-06

11/29 DeVon Hardin (So.), CAL
12/5 Leon Powe (So.), CAL
12/12 Gabe Pruitt (So.), USC
12/19 Chris Stephens (Sr.), OSU
12/26 Hassan Adams (Sr.), ARIZ
1/2 Hassan Adams (Sr.), ARIZ
1/9 Josh Akognon (So.), WSU
1/16 Bobby Jones (Sr.), WASH
1/23 Matt Haryasz (Sr.), STAN
1/30 Matt Haryasz (Sr.), STAN
2/6 Chris Hernandez (Sr.), STAN
2/13 Brandon Roy (Sr.), WASH
2/20 Brandon Roy (Sr.), WASH
2/27 Brandon Roy (Sr.), WASH
3/6 Arron Afflalo (So.), UCLA

2006-07

11/20 Chase Budinger (Fr.), ARIZ
11/27 Darren Collison (So.), UCLA
12/4 Josh Shipp (So.), UCLA
12/11 Daven Harmeling (So.), WSU
12/18 Bryce Taylor (Jr.), ORE
12/26 Spencer Hawes (Fr.), WASH
1/1 Ivan Radenovic (Sr.), ARIZ
1/7 Aaron Brooks (Sr.), ARIZ
1/15 Anthony Goods (So.), STAN
1/22 Nick Young (Jr.), USC
1/29 Brook Lopez (Fr.), STAN
2/5 Daven Harmeling (So.), WSU
2/12 Jon Brockman (So.), WASH
2/19 Darren Collison (So.), UCLA
2/26 Tajuan Porter (Fr.), ORE
3/5 Ivan Radenovic (Sr.), ARIZ

2007-08

11/19 Jon Brockman (Jr.), WASH
11/26 Kevin Love (Fr.), UCLA
12/3 Ryan Anderson (So.), CAL
12/10 Jordan Hill (So.), ARIZ
12/17 Ty Abbott (Fr.), ASU
12/24 Jon Brockman (Jr.), WASH
12/31 Jerome Randle (So.), CAL
1/7 James Harden (Fr.), ASU
1/14 Kevin Love (Fr.), UCLA
1/21 Jon Brockman (Jr.), WASH
1/28 Kevin Love (Fr.), UCLA
2/4 Ryan Anderson (So.), CAL
2/11 Jeff Pendergraph (Jr.), ASU
2/18 Jerryd Bayless (Fr.), ARIZ
2/25 O.J. Mayo (Fr.), USC
3/3 Brook Lopez (So.), STAN
3/10 Taj Gibson (So.), USC

2008-09

11/17 Darren Collison (Sr.), UCLA
11/24 James Harden (So.), ASU
12/1 James Harden (So.), ASU
12/8 Dwight Lewis (Jr.), USC
12/15 Jordan Hill (Jr.), ARIZ
12/22 Jerome Randle (Jr.), CAL
12/29 Jamelle Horne (So.), ARIZ
1/5 Patrick Christopher (Jr.), CAL
1/12 Patrick Christopher (Jr.), CAL
1/19 Lawrence Hill (Sr.), STAN
1/26 Roeland Schaffenaar (Jr.), OSU
2/2 Chase Budinger (Jr.), ARIZ
2/9 Alfred Aboya (Sr.), UCLA
2/16 Nic Wise (Jr.), ARIZ
2/23 Taylor Rochestie (Sr.), WSU
3/2 Jon Brockman (Sr.), WASH
3/9 Josh Shipp (Sr.), UCLA

2009-10

11/16 Quincy Pondexter (Sr.), WASH
11/23 Klay Thompson (So.), WSU
11/30 Klay Thompson (So.), WSU
12/7 Quincy Pondexter (Sr.), WASH
12/14 Patrick Chistopher (Sr.), CAL
12/21 Alex Stepeson (Jr.), USC
12/28 Mike Gerrity (Sr.), USC
1/4 Michael Dunigan (So.), ORE
1/11 Ty Abbott (Jr.), ASU
1/18 Quincy Pondexter (Sr.), WASH
1/25 Landry Fields (Sr.), STAN
2/1 Nic Wise (Sr.), ARIZ
2/8 Quincy Pondexter (Sr.), WASH
2/15 Jerome Randle (Sr.), CAL
2/22 Landry Fields (Sr.), STAN
3/1 Jamal Boykin (Sr.), CAL
3/8 Quincy Pondexter (Sr.), WASH

2010-11

11/22 Reeves Nelson (So.), UCLA
11/29 Klay Thompson (Jr.), WSU
12/6 Derrick Williams (So.), ARIZ
12/13 Klay Thompson (Jr.), WSU
12/20 Reeves Nelson (So.), UCLA
12/27 Jio Fontan (Jr.), USC
1/3 M. Bryan-Amaning (Sr.), WASH
1/10 Isaiah Thomas (Jr.), WASH
1/17 Derrick Williams (So.), ARIZ
1/24 Isaiah Thomas (Jr.), WASH
1/31 Lamont Jones (So.), ARIZ
2/7 Joevan Catron (Sr.), ORE
2/14 Isaiah Thomas (Jr.), WASH
2/21 Derrick Williams (So.), ARIZ
2/28 Nikola Vucevic (Jr.), USC
3/7 Ty Abbott (Sr.), ASU

2011-12

11/14 C.J. Wilcox (So.), WASH
11/21 Jared Cunningham (Jr.), OSU
11/28 Maurice Jones (So.), USC
12/5 Solomon Hill (Jr.), ARIZ
12/12 Brock Motum (Jr.), WSU
12/19 Ahmad Starks (So.), OSU
12/26 Solomon Hill (Jr.), ARIZ
1/2 Tony Wroten (Fr.), WASH
1/9 Carlon Brown (Sr.), COLO
1/16 Terrence Ross (So.), WASH
1/23 Faisal Aden (Sr.), WSU
1/30 Jared Cunningham (Jr.), OSU
2/6 Kyle Fogg (Sr.), ARIZ
2/13 E.J. Singler (Jr.), ORE
2/20 Justin Cobb (So.), CAL
2/27 Kyle Fogg (Sr.), ARIZ
3/5 Lazerick Jones (Sr.), UCLA

2012-13

11/12 Ahmad Starks (Jr.), OSU
11/19 Askia Booker (So.), COLO
11/26 Justin Cobbs (Jr.), CAL
12/3 Carrick Felix (Sr.), ASU
12/10 Brock Motum (Sr.), WSU
12/17 André Roberson (Jr.), COLO
12/24 Eric Moreland (So.), OSU
12/31 Shabazz Muhammad (Fr.), UCLA
1/7 Carrick Felix (Sr.), ASU
1/14 C.J. Wilcox (Jr.), WASH
1/21 Mark Lyons (Sr.), ARIZ
1/28 Carrick Felix (Sr.), ASU
2/4 Josh Huestis (Jr.), STAN
2/11 Allen Crabbe (Jr.), CAL
2/18 Allen Crabbe (Jr.), CAL
2/25 Justin Cobbs (Jr.), CAL
3/4 Kyle Anderson (Fr.), UCLA
3/11 Brock Motum (Sr.), WSU

PLAYERS OF THE WEEK - BY THE NUMBERS

Gary Payton, OSU.....	9
Chris Mills, ARIZ.....	7
Harold Miner, USC.....	7
Adam Keefe, STAN.....	6
Don MacLean, UCLA.....	6
Sean Elliott, ARIZ.....	6
Jon Brockman, WASH.....	5
Ed Gray, CAL.....	5
Eddie House, ASU.....	5
Reggie Miller, UCLA.....	5
Ed O'Bannon, UCLA.....	5
Quincy Pondexter, WASH.....	5
Salim Stoudamire, ARIZ.....	5
Wayne Carlander, USC.....	4
Ike Diogu, ASU.....	4
A.C. Green, OSU.....	4
Todd Lichti, STAN.....	4
Blair Rasmussen, ORE.....	4
Brandon Roy, WASH.....	4
Jason Terry, ARIZ.....	4
Klay Thompson, WSU.....	4
Hassan Adams, ARIZ.....	3
Jerry Adams, ORE.....	3
Toby Bailey, UCLA.....	3
Mario Bennett, ASU.....	3
David Bluthenthal, USC.....	3
Darren Collison, UCLA.....	3
Patrick Christopher, CAL.....	3
Michael Dickerson, ARIZ.....	3
Carrick Felix, ASU.....	3
Jason Gardner, ARIZ.....	3
James Harden, ASU.....	3
Scott Haskin, OSU.....	3
Steve Kerr, ARIZ.....	3
Brevin Knight, STAN.....	3
Sean Lampley, CAL.....	3
Kevin Love, UCLA.....	3
David Lucas, OSU.....	3
Todd MacCulloch, STAN.....	3
Brock Motum, WSU.....	3
Lamond Murray, CAL.....	3
Jose Ortiz, OSU.....	3
Khalid Reeves, ARIZ.....	3
Joe Shipp, CAL.....	3
Miles Simon, ARIZ.....	3
Isaiah Thomas, WASH.....	3
Chris Welp, WASH.....	3
Kenya Wilkins, ORE.....	3
Derrick Williams, ARIZ.....	3
Loren Woods, ARIZ.....	3
Howard Wright, STAN.....	3
Ty Abbott, ASU.....	2
Shareef Abdur-Rahim, CAL.....	2
Ryan Anderson, CAL.....	2
Gilbert Arenas, ARIZ.....	2
Brent Barry, OSU.....	2
Corey Benjamin, OSU.....	2
Terrell Brandon, OSU.....	2
Chase Budinger, ARIZ.....	2
Jud Buechler, ARIZ.....	2
Dave Butler, CAL.....	2
Justin Cobbs, CAL.....	2
Jason Collins, STAN.....	2
Anthony Cook, ARIZ.....	2
Allen Crabbe, CAL.....	2
Jared Cunningham, OSU.....	2
Baron Davis, UCLA.....	2

Landry Fields, STAN.....	2
Kyle Fogg, ARIZ.....	2
Daven Harmeling, WSU.....	2
Matt Haryasz, STAN.....	2
Mark Hendrickson, WSU.....	2
Chris Hernandez, STAN.....	2
Jordan Hill, ARIZ.....	2
Solomon Hill, ARIZ.....	2
Luke Jackson, ORE.....	2
Ralph Jackson, UCLA.....	2
Casey Jacobsen, STAN.....	2
Kevin Johnson, CAL.....	2
Jason Kapono, UCLA.....	2
Jason Kidd, CAL.....	2
Brook Lopez, STAN.....	2
Matt Lottich, STAN.....	2
Deon Luton, WASH.....	2
Mark Madsen, STAN.....	2
Reeves Nelson, UCLA.....	2
Leon Powe, CAL.....	2
Ivan Radenovic, ARIZ.....	2
Jerome Randle, CAL.....	2
Nate Robinson, WASH.....	2
Mark Sanford, WASH.....	2
Detlef Schrempf, WASH.....	2
Chad Scott, OSU.....	2
Bennie Seltzer, WSU.....	2
Josh Shipp, UCLA.....	2
Charlie Sitton, OSU.....	2
Ahmad Starks, OSU.....	2
Damon Stoudamire, ARIZ.....	2
Joe Wallace, WSU.....	2
Luke Walton, ARIZ.....	2
C.J. Wilcox, WASH.....	2
Pete Williams, ARIZ.....	2
Kenya Wilkins, ORE.....	2
Nic Wise, ARIZ.....	2
Michael Wright, ARIZ.....	2
Alfred Aboya, UCLA.....	1
Arron Afflalo, UCLA.....	1
Faisel Aden, WSU.....	1
Josh Akognon, WSU.....	1
Teo Alibegovic, OSU.....	1
Curtis Allen, WASH.....	1
Kyle Anderson, UCLA.....	1
Alex Austin, ASU.....	1
Matt Barnes, UCLA.....	1
Jerryd Bayless, ARIZ.....	1
Joseph Blair, ARIZ.....	1
Askia Booker, COLO.....	1
Curtis Borchardt, STAN.....	1
Stais Boseman, USC.....	1
Jamal Boykin, CAL.....	1
Bryan Bracey, ORE.....	1
Aaron Brooks, ORE.....	1
Carlton Brown, COLO.....	1
Dion Brown, WASH.....	1
Matthew Bryan-Amaning, WASH.....	1
Geno Carlisle, CAL.....	1
Joevan Catron, ORE.....	1
Rodney Chatman, USC.....	1
Josh Childress, STAN.....	1
Sam Clancy, USC.....	1
Justin Cobb, CAL.....	1
Jarron Collins, STAN.....	1
Duane Cooper, USC.....	1
Ben Davis, ARIZ.....	1
Neil Derrick, WSU.....	1
Billy Dreher, CAL.....	1
Ryan Drew, CAL.....	1
Peter Dukes, STAN.....	1
Michael Dunigan, ORE.....	1

Tyus Edney, UCLA.....	1
Donminic Ellison, WSU.....	1
Jordan Farmar, UCLA.....	1
Desmon Farmer, USC.....	1
Jamal Faulkner, ASU.....	1
Kenny Fields, UCLA.....	1
Jio Fontan, USC.....	1
Dwayne Fontana, ASU.....	1
Tremaine Fowlkes, CAL.....	1
Channing Frye, ARIZ.....	1
Mike Gerrity, USC.....	1
Taj Gibson, USC.....	1
Anthony Goods, STAN.....	1
Dan Grunfeld, STAN.....	1
David Harbour, STAN.....	1
DeVon Hardin, CAL.....	1
Chris Harper, ORE.....	1
Montel Hatcher, UCLA.....	1
Spencer Hawes, WASH.....	1
Butch Hays, CAL.....	1
J.R. Henderson, UCLA.....	1
Brian Hendrick, CAL.....	1
Eddie Hill, WSU.....	1
Lawrence Hill, STAN.....	1
Jamelle Horne, ARIZ.....	1
Darrin Houston, OSU.....	1
Josh Huestis, STAN.....	1
Gary Johnson, USC.....	1
Brian Jackson, OSU.....	1
Kris Johnson, UCLA.....	1
Bobby Jones, WASH.....	1
Frederick Jones, ORE.....	1
Keith Jones, STAN.....	1
Lamont Jones, ARIZ.....	1
Lazerick Jones, UCLA.....	1
Maurice Jones, USC.....	1
Thomas Kelati, WSU.....	1
Eric Knox, OSU.....	1
Arthur Lee, STAN.....	1
Dwight Lewis, USC.....	1
Tom Lewis, USC.....	1
Trent Lockett, ASU.....	1
Mark Lyons, ARIZ.....	1
Sean Marks, CAL.....	1
O.J. Mayo, USC.....	1
Jelani McCoy, UCLA.....	1
Craig McMillan, ARIZ.....	1
Doug Meekins, WASH.....	1
Richard Migdely, CAL.....	1
Nigel Miguel, UCLA.....	1
Marcus Moore, WSU.....	1
Eric Moreland, OSU.....	1
Matt Muehlebach, ARIZ.....	1
Shabazz Muhammad, UCLA.....	1
Charles O'Bannon, UCLA.....	1
Jeff Pendergraph, ASU.....	1
Chad Prewitt, ASU.....	1
Tajuan Porter, ORE.....	1
Gabe Pruitt, USC.....	1
Brian Quinnett, WSU.....	1
Jerome Randle, CAL.....	1
Eldridge Recasner, WASH.....	1
John Revelli, STAN.....	1
Rodrick Rhodes, USC.....	1
Philip Ricci, OSU.....	1
Luke Ridnour, ORE.....	1
André Roberson, COLO.....	1
Taylor Rochestie, WSU.....	1
Terrence Ross, WASH.....	1
Janou Rubin, UCLA.....	1
David Sanders, WSU.....	1
Chris Sandle, ASU.....	1
Brian Scalabrino, USC.....	1

Alex Scales, ORE.....	1
Roeland Schaftenaar, OSU.....	1
Dwayne Scholten, WSU.....	1
Tre Simmons, WASH.....	1
E.J. Singler, ORE.....	1
A.D. Smith, ORE.....	1
Eddie Smith, ARIZ.....	1
Keith Smith, CAL.....	1
Stevin Smith, ASU.....	1
Chris Stephens, OSU.....	1
Alex Stepheson, USC.....	1
Tommy Smith, ASU.....	1
Ed Stokes, ARIZ.....	1
Awtee Storey, ASU.....	1
Antoine Stoudamire, ORE.....	1
Amit Tamir, CAL.....	1
Deaundra Tanner, OSU.....	1
Shon Tarver, UCLA.....	1
Anthony Taylor, ORE.....	1
Bryce Taylor, ORE.....	1
Leonard Taylor, CAL.....	1
Arthur Thomas, ASU.....	1
Jan-Michael Thomas, WSU.....	1
Bobby Thompson, ASU.....	1
Dijon Thompson, UCLA.....	1
Greg Trapp, ORE.....	1
Jeff Trepagnier, USC.....	1
Jeremy Veal, ASU.....	1
Nikola Vucevic, USC.....	1
Earl Watson, UCLA.....	1
Donald Watts, WASH.....	1
Mark West, WASH.....	1
Brian Wethers, CAL.....	1
Brian Williams, ARIZ.....	1
Orlando Williams, ORE.....	1
Maurice Woods, WASH.....	1
Trevor Wilson, UCLA.....	1
Darius Wright, ORE.....	1
Tony Wroten, WASH.....	1
Nick Young, USC.....	1
Tim Young, STAN.....	1
George Zidek, UCLA.....	1

PLAYERS OF THE WEEK SELECTIONS BY SCHOOL

(Total selections)

1. ARIZ.....	85
2. UCLA.....	56
3. CAL.....	49
4. WASH.....	46
5. STAN.....	45
6. OSU.....	44
7. USC.....	34
8. ASU.....	32
9. ORE.....	30
10. WSU.....	27
11. COLO.....	3

PLAYERS OF THE WEEK BREAKDOWN BY CLASS

Senior.....	188
Junior.....	138
Sophomore.....	89
Freshmen.....	35

All honors selected by Conference coaches, unless noted otherwise.

PLAYER OF THE YEAR

1975-76 Ron Lee, G, ORE (Sr., Lexington, Mass.)
 1976-77 Marques Johnson, F, UCLA (Sr., Los Angeles, Calif.)
 1977-78 David Greenwood, F, UCLA (Jr., Los Angeles, Calif.)
 1978-79 David Greenwood, F, UCLA (Sr., Los Angeles, Calif.)
 1979-80 Don Collins, F, WSU (Sr., Toledo, Ohio)
 1980-81 Steve Johnson, C, OSU (Sr., San Bernardino, Calif.)
 1981-82 Lester Conner, G, OSU (Sr., Oakland, Calif.)
 1982-83 Kenny Fields, F, UCLA (Jr., Los Angeles, Calif.)
 1983-84 A.C. Green, F, OSU (Jr., Portland, Ore.)
 1984-85 Wayne Carlander, F, USC (Sr., Huntington Beach, Calif.)
 1985-86 Chris Welp, C, WASH (Jr., Osnabruck, W.G.)
 1986-87 Jose Ortiz, C, OSU (Sr., Cayey, P.R.)
 1987-88 Sean Elliott, F, ARIZ (Jr., Tucson, Ariz.)
 1988-89 Sean Elliott, F, ARIZ (Sr., Tucson, Ariz.)
 1989-90 Gary Payton, G, OSU (Sr., Oakland, Calif.)
 1990-91 Terrell Brandon, G, ORE (Jr., Portland, Ore.)
 1991-92 Harold Miner, G, USC (Jr., Inglewood, Calif.)
 1992-93 Chris Mills, F, ARIZ (Sr., Los Angeles, Calif.)
 1993-94 Jason Kidd, G, CAL (So., Oakland, Calif.)
 1994-95 Ed O'Bannon, F, UCLA (Sr., Lakewood, Calif.)
 Damon Stoudamire, G, ARIZ (Sr., Portland, Ore.)
 Shareef Abdur-Rahim, F, CAL (Fr., Marietta, Ga.)
 1995-96 Ed Gray, G, CAL (Sr., Riverside, Calif.)
 1996-97 Mike Bibby, G, ARIZ (So., Phoenix, Ariz.)
 1997-98 Jason Terry, G, ARIZ (Sr., Seattle, Wash.)
 1998-99 Eddie House, G, ASU (Sr., Union City, Calif.)
 1999-00 Sean Lampley, F, CAL (Sr., Chicago, Ill.)
 2000-01 Sam Clancy, F, USC (Sr., Fairview, Ohio)
 2001-02 Luke Ridnour, G, ORE (Jr., Blaine, Wash.)
 2002-03 Josh Childress, G/F, STAN (Jr., Los Angeles, Calif.)
 2003-04 Ike Diogu, F/C, ASU (Jr., Garland, Texas)
 2004-05 Brandon Roy, G, WASH (Sr., Seattle, Wash.)
 2005-06 Arron Afflalo, G, UCLA (Jr., Compton, Calif.)
 2006-07 Kevin Love, F, UCLA (Fr., Lake Oswego, Ore.)
 2007-08 James Harden, G, ASU (So., Los Angeles, Calif.)
 2008-09 Jerome Randle, G, CAL (Sr., Chicago, Ill.)
 2009-10 Derrick Williams, F, ARIZ (So., La Mirada, Calif.)
 2010-11 Jorge Gutierrez, G, CAL (Sr., Chihuahua, Mexico)
 2011-12 Allen Crabbe, G, CAL (Jr., Los Angeles, Calif.)
 2012-13

FRESHMAN OF THE YEAR

1978-79* Bryan Rison, G, WSU (Jr., Mt. Morris, Mich.)
 1979-80* Byron Scott, G, ASU (Fr., Inglewood, Calif.)
 1980-81* John Revelli, C, STAN (Fr., Scarsdale, N.Y.)
 1981-82* Johnny Rogers, F, STAN (Fr., Westminster, Calif.)
 1982-83* Dave Butler, F, CAL (Fr., Rancho Palos Verdes, Calif.)
 1983-84 Chris Welp, C, WASH (Osnabruck, W.G.)
 1984-85 Leonard Taylor, F, CAL (Lennox, Calif.)
 1985-86 Sean Elliott, F, ARIZ (Tucson, Ariz.)
 Pooh Richardson, G, UCLA (Philadelphia, Pa.)
 1986-87 Gary Payton, G, OSU (Oakland, Calif.)
 1987-88 Mike Hayward, F, WASH (San Rafael, Calif.)
 1988-89 Don MacLean, F, UCLA (Simi Valley, Calif.)
 1989-90 Harold Miner, G, USC (Inglewood, Calif.)
 1990-91 Jamal Faulkner, F, ASU (Middle Village, N.Y.)
 1991-92 Mark Pope, F, WASH (Bellevue, Wash.)
 1992-93 Jason Kidd, G, CAL (Oakland, Calif.)
 1993-94 Brevin Knight, G, STAN (East Orange, N.J.)
 1994-95 Tremaine Fowlkes, F, CAL (Los Angeles, Calif.)
 1995-96 Shareef Abdur-Rahim, F, CAL (Marietta, Ga.)
 1996-97 Mike Bibby, G, ARIZ (Phoenix, Ariz.)
 1997-98 Baron Davis, G, UCLA (Los Angeles, Calif.)
 1998-99 Michael Wright, F, ARIZ (Chicago, Ill.)
 1999-00 Casey Jacobsen, F, STAN (Glendora, Calif.)
 Jason Kaponov, F, UCLA (Lakewood, Calif.)
 Luke Ridnour, G, ORE (Blaine, Wash.)
 2000-01 Salim Stoudamire, G, ARIZ (Portland, Ore.)
 2001-02 Ike Diogu, F, ASU (Garland, Texas)
 2002-03 Leon Powe, F, CAL (Oakland, Calif.)
 2003-04 Jordan Farmar, G, UCLA (Van Nuys, Calif.)
 2004-05 Luc Richard Mbah a Moute, F, UCLA (Yaounde, Cameroon)
 2005-06 Chase Budinger, F, ARIZ (Encinitas, Calif.)
 2006-07 Kevin Love, F, UCLA (Lake Oswego, Ore.)
 2007-08 Isaiah Thomas, G, WASH (Tacoma, Wash.)
 2008-09 Derrick Williams, F, ARIZ (La Mirada, Calif.)
 2009-10 Allen Crabbe, G, CAL (Los Angeles, Calif.)
 2010-11 Tony Wroten, G, WASH (Seattle, Wash.)
 2011-12 Jahii Carson, G, ASU (Mesa, Ariz.)
 2012-13 Shabazz Muhammad, G, UCLA (Las Vegas, Nev.)

* - Rookie of the Year (included transfers)

All honors selected by Conference coaches, unless noted otherwise.

JOHN R. WOODEN COACH OF THE YEAR

1975-76	Dick DiBiasi, STAN George Raveling, WSU
1976-77	Dick Harter, ORE
1977-78	Gary Cunningham, UCLA
1978-79	Bob Boyd, USC
1979-80	Ned Wulk, ASU
1980-81	Ralph Miller, OSU
1981-82	Marv Harshman, WASH
1982-83	George Raveling, WSU
1983-84	Marv Harshman, WASH
1984-85	Stan Morrison, USC
1985-86	Lute Olson, ARIZ
1986-87	Walt Hazzard, UCLA
1987-88	Lute Olson, ARIZ
1988-89	Lute Olson, ARIZ Ralph Miller, OSU
1989-90	Jim Anderson, OSU
1990-91	Kelvin Sampson, WSU
1991-92	George Raveling, USC
1992-93	Lute Olson, ARIZ
1993-94	Lute Olson, ARIZ
1994-95	Jim Harrick, UCLA
1995-96	Bob Bender, WASH
1996-97	Ben Braun, CAL
1997-98	Lute Olson, ARIZ
1998-99	Mike Montgomery, STAN
1999-00	Mike Montgomery, STAN
2000-01	Steve Lavin, UCLA
2001-02	Ernie Kent, ORE
2002-03	Mike Montgomery, STAN Lute Olson, ARIZ
2003-04	Mike Montgomery, STAN
2004-05	Lorenzo Romar, WASH
2005-06	Ben Howland, UCLA
2006-07	Tony Bennett, WSU
2007-08	Trent Johnson, STAN
2008-09	Lorenzo Romar, WASH
2009-10	Herb Sendek, ASU
2010-11	Sean Miller, ARIZ
2011-12	Lorenzo Romar, WASH
2012-13	Dana Altman, ORE

DEFENSIVE PLAYER OF THE YEAR

1983-84	Butch Hays, CAL (Sr., Inglewood, Calif.)
1984-85	Nigel Miguel, UCLA (Sr., Pacoima, Calif.)
1985-86	Keith Morrison, WSU (Sr., Los Angeles, Calif.)
2007-08	Russell Westbrook, UCLA (So., Hawthorne, Calif.)
2008-09	Taj Gibson, USC (Jr., Brooklyn, N.Y.)
2009-10	Seth Tarver, OSU (Sr., Portland, Ore.)
2010-11	Marcus Simmons, USC (Sr., Alexandria, La.)
2011-12	Jorge Gutierrez, CAL (Sr., Chihuahua, Mexico)
2012-13	André Roberson, COLO (Sr., San Antonio, Texas)

MOST IMPROVED PLAYER OF THE YEAR

2008-09	Justin Dentmon, WASH (Sr., Carbondale, Ill.)
2009-10	Nikola Vucevic, USC (So., Bar, Montenegro)
2010-11	Matthew Bryan-Amaning, WASH (Sr., London, England)
2011-12	Brock Motum, WSU (Jr., Brisbane, Australia)
2012-13	Dwight Powell, STAN (Jr., Toronto, Ontario)

SCHOLAR-ATHLETE OF THE YEAR

2007-08	Robbie Cowgill, WSU
2008-09	Taylor Rochestie, WSU
2009-10	Landry Fields, STAN
2010-11	Rihards Kuksiks, ASU
2011-12	Harper Kamp, CAL
2012-13	Carrick Felix, ASU

DISCONTINUED AWARDS

SIXTH MAN OF THE YEAR

1983-84	Mike Wurm, WSU (Sr., St. Louis, Mo.)
1984-85	Glenn Smith, USC (Sr., Gardena, Calif.)
1985-86	Al Moscatel, WASH (Jr., Mercer Island, Wash.)
1986-87	Montel Hatcher, UCLA (Sr., Venice, Calif.)

CONSENSUS ALL-AMERICANS

(First team unless indicated)

- 1915-16 Dick Romney, UTAH
- 1928-29 Vern Corbin, CAL
- 1932-33 Jerry Nemer, USC
- 1934-35 Lee Guttero, USC
- 1935-36 Bill Kinner, UTAH
- Angelo Luisetti, STAN
- 1936-37 Angelo Luisetti, STAN
- 1937-38 Angelo Luisetti, STAN
- 1938-39 Urgel Wintermute, ORE
- 1939-40 Ralph Vaughn, USC
- John Dick, ORE
- Jack Harvey, COLO (2nd)
- 1941-42 Robert Doll, COLO (2nd)
- 1943-44 Arnie Ferrin, UTAH (2nd)
- 1944-45 Arnie Ferrin, UTAH
- 1946-47 Arnie Ferrin, UTAH (2nd)
- Vern Gardner, UTAH (2nd)
- 1947-48 Arnie Ferrin, UTAH (2nd)
- Jack Nichols, WASH (2nd)
- Andy Wolfe, CAL (2nd)
- 1949-50 Bill Sharman, USC
- 1951-52 Bob Houbregs, WASH (2nd)
- 1952-53 Bob Houbregs, WASH
- 1955-56 Willie Naulls, UCLA (2nd)
- 1957-58 Dave Gambee, OSU (2nd)
- 1959-60 Darrall Imhoff, CAL
- 1960-61 Billy McGill, UTAH (2nd)
- 1961-62 Billy McGill, UTAH
- John Rudometkin, USC (2nd)
- 1963-64 Walt Hazzard, UCLA
- Mel Counts, OSU (2nd)
- 1964-65 Gail Goodrich, UCLA
- 1966-67 Lew Alcindor, UCLA
- 1967-68 Lew Alcindor, UCLA
- 1968-69 Lew Alcindor, UCLA
- Lucius Allen, UCLA (2nd)
- 1969-70 Sidney Wicks, UCLA (2nd)
- 1970-71 Sidney Wicks, UCLA
- Curtis Rowe, UCLA (2nd)
- 1971-72 Bill Walton, UCLA
- Henry Bibby, UCLA
- 1972-73 Bill Walton, UCLA
- Keith Wilkes, UCLA
- 1973-74 Keith Wilkes, UCLA
- Bill Walton, UCLA
- 1974-75 Luther Burden, UTAH (2nd)
- Dave Meyers, UCLA
- Gus Williams, USC (2nd)
- Ron Lee, ORE (2nd)
- 1975-76 Richard Washington, UCLA
- 1976-77 Marques Johnson, UCLA
- Greg Ballard, ORE (2nd)
- 1977-78 David Greenwood, UCLA
- 1978-79 David Greenwood, UCLA
- 1980-81 Steve Johnson, OSU
- 1987-88 Sean Elliott, ARIZ
- 1988-89 Sean Elliott, ARIZ
- Todd Lichti, STAN (2nd)
- 1989-90 Gary Payton, OSU
- 1991-92 Harold Miner, USC
- Adam Keefe, STAN (2nd)
- Don MacLean, UCLA (2nd)
- 1992-93 Chris Mills, ARIZ (3rd)
- 1993-94 Jason Kidd, CAL
- Khalid Reeves, ARIZ (2nd)
- Lamond Murray, CAL (3rd)
- 1994-95 Damon Stoudamire, ARIZ
- Ed O'Bannon, UCLA
- 1995-96 Shareef Abdur-Rahim, CAL (3rd)
- Keith Van Horn, UTAH (2nd)
- 1996-97 Chauncey Billups, COLO (2nd)
- Brevin Knight, STAN (2nd)
- Keith Van Horn, UTAH

- 1997-98 Mike Bibby, ARIZ
- Miles Simon, ARIZ
- 1998-99 Andre Miller, UTAH
- Jason Terry, ARIZ
- 2000-01 Casey Jacobsen, STAN
- 2001-02 Sam Clancy, USC
- 2002-03 Jason Gardner, ARIZ (2nd)
- 2003-04 Josh Childress, STAN
- 2004-05 Andrew Bogut, UTAH
- Ike Diogu, ASU (2nd)
- Salim Stoudamire, ARIZ (2nd)
- Nate Robinson, WASH (3rd)
- 2005-06 Brandon Roy, WASH
- Leon Powe, CAL (2nd)
- 2006-07 Arron Afflalo, UCLA
- 2007-08 Kevin Love, UCLA
- 2008-09 James Harden, ASU
- 2010-11 Derrick Williams, ARIZ (2nd)

NATIONAL PLAYER OF THE YEAR

- 1952-53 Bob Houbregs, WASH
- 1963-64 Walt Hazzard, UCLA (USBWA)
- 1966-67 Lew Alcindor, UCLA (UPI, AP, USBWA)
- 1968-69 Lew Alcindor, UCLA (UPI, AP, USBWA, NA)
- 1970-71 Sidney Wicks, UCLA (USBWA)
- 1971-72 Bill Walton, UCLA (UPI, AP, USBWA, NA)
- 1972-73 Bill Walton, UCLA (UPI, AP, USBWA, NA)
- 1973-74 Bill Walton, UCLA (UPI, AP, USBWA, NA)
- 1976-77 Marques Johnson, UCLA (UPI, AP, USBWA, WA, NA, NABC)
- 1988-89 Sean Elliott, ARIZ (AP, WA, NABC)
- 1989-90 Gary Payton, OSU (SI)
- 1991-92 Harold Miner, USC (SI)
- 1994-95 Ed O'Bannon, UCLA (BT, WA, USBWA)
- Tyus Edney, UCLA (FPN)
- 1995-96 *Shareef Abdur-Rahim, CAL (BT)
- 1996-97 *Mike Bibby, ARIZ (BW)
- 1998-99 Jason Terry, ARIZ (SI, BT, CBS/Chevrolet)
- 1999-00 *Jason Gardner, ARIZ (BT, BN, USBWA)
- *Casey Jacobsen, STAN (TSN)
- *Jason Kapono, UCLA (CBS SportsLine)
- 2002-03 Jason Gardner, ARIZ (FPN)
- 2004-05 Andrew Bogut, UTAH (WA, NA, AP, USBWA, NABC)

*National Freshman of the Year

NATIONAL COACH OF THE YEAR

- 1959-60 Pete Newell, CAL (UPI, USBWA)
- 1963-64 John Wooden, UCLA (UPI, USBWA)
- 1966-67 John Wooden, UCLA (UPI, AP, USBWA)
- 1968-69 John Wooden, UCLA (UPI, AP, NABC)
- 1969-70 John Wooden, UCLA (UPI, AP, USBWA, NABC)
- 1971-72 John Wooden, UCLA (UPI, AP, USBWA, NABC)
- 1972-73 John Wooden, UCLA (UPI, AP, USBWA)
- 1980-81 Ralph Miller, OSU (UPI, AP, USBWA)
- 1981-82 Ralph Miller, OSU (AP)
- 1983-84 Marv Harshman, WASH (NABC)
- 1990-91 Rick Majerus, UTAH (UPI)
- 1991-92 George Raveling, USC (NABC, CBS, BW)
- 1994-95 Jim Harrick, UCLA (NABC)
- 1999-00 Mike Montgomery, STAN (BT, NA)
- 2000-01 Lute Olson, ARIZ (Clair Bee)
- 2003-04 Mike Montgomery, STAN (BT, SI)
- 2006-07 Tony Bennett, WSU (USBWA, NABC, BT, CBS, NA, JP)

NCAA TOURNAMENT

OUTSTANDING PLAYER AWARD

- 1941-42 Howard Dallmar, STAN
- 1963-64 Walt Hazzard, UCLA
- 1966-67 Lew Alcindor, UCLA
- 1967-68 Lew Alcindor, UCLA
- 1968-69 Lew Alcindor, UCLA
- 1969-70 Sidney Wicks, UCLA
- 1971-72 Bill Walton, UCLA
- 1972-73 Bill Walton, UCLA
- 1974-75 Richard Washington, UCLA
- 1994-95 Ed O'Bannon, UCLA
- 1996-97 Miles Simon, ARIZ

NCAA FINAL FOUR ALL-TOURNAMENT TEAM

- 1952-53 Bob Houbregs, WASH
- 1953-54 Roy Irvin, USC
- 1958-59 Darrall Imhoff, CAL
Denny Fitzpatrick, CAL
- 1959-60 Darrall Imhoff, CAL
- 1963-64 Walt Hazzard, UCLA
Gail Goodrich, UCLA
- 1964-65 Gail Goodrich, UCLA
Edgar Lacey, UCLA
Kenny Washington, UCLA
- 1966-67 Lew Alcindor, UCLA
Mike Warren, UCLA
Lucius Allen, UCLA
- 1967-68 Lew Alcindor, UCLA
Mike Warren, UCLA
Lucius Allen, UCLA
Lynn Shackelford, UCLA
- 1968-69 Lew Alcindor, UCLA
John Vallely, UCLA
- 1969-70 Sidney Wicks, UCLA
John Vallely, UCLA
Curtis Rowe, UCLA
- 1970-71 Steve Patterson, UCLA
Sidney Wicks, UCLA
- 1971-72 Bill Walton, UCLA
Keith Wilkes, UCLA
- 1972-73 Bill Walton, UCLA
- 1973-74 Bill Walton, UCLA
- 1974-75 Richard Washington, UCLA
Dave Meyers, UCLA
- 1975-76 Marques Johnson, UCLA
- 1979-80 Kiki Vandeweghe, UCLA
Rod Foster, UCLA
- 1987-88 Sean Elliott, ARIZ
- 1994-95 Ed O'Bannon, UCLA
Toby Bailey, UCLA
- 1996-97 Mike Bibby, ARIZ
Miles Simon, ARIZ
- 1997-98 Arthur Lee, STAN
- 2000-01 Richard Jefferson, ARIZ
Loren Woods, ARIZ
- 2005-06 Jordan Farmar, UCLA

NATIONAL INVITATIONAL TOURNAMENT

MOST OUTSTANDING PLAYER

- 1990-91 Adam Keefe, STAN
- 1998-99 Sean Lampley, CAL
- 2011-12 Aaron Bright, STAN

COLLEGIATE BASKETBALL INVITATIONAL

MOST OUTSTANDING PLAYER

- 2008-09 Roeland Schaftenaar, OSU
- 2010-11 Joevan Catron, ORE

NAISMITH MEMORIAL BASKETBALL

HALL OF FAME MEMBERS

- Kareem Abdul-Jabbar, player, UCLA
- Don Barksdale, player, UCLA
- Sam Barry, coach, USC
- Larry Brown, coach, UCLA
- John Bunn, coach, STAN
- Everett Dean, coach, STAN
- Laddie Gale, player, ORE
- Jack Gardner, player/coach, USC/UTAH
- Slats Gill, player and coach, OSU
- Gail Goodrich, player, UCLA
- Marv Harshman, coach, WASH and WSU
- Howard Hobson, player and coach, ORE
- Bob Houbregs, player, WASH
- Lloyd Leith, official, CAL
- Hank Luisetti, player, STAN
- Ralph Miller, coach, OSU
- Reggie Miller, player, UCLA
- Pete Newell, coach, CAL
- Lute Olson, coach, ARIZ
- Gary Payton, player, OSU
- Jim Pollard, player, STAN
- Bill Sharman, player, USC
- Bill Walton, player, UCLA
- Jamaal Wilkes, player, UCLA
- Tex Winter, coach, WASH
- John Wooden, coach, UCLA

NAISMITH AWARD

OUTSTANDING CONTRIBUTION TO MEN'S COLLEGE BASKETBALL

- 1983 John Wooden, UCLA
- 1987 Pete Newell, CAL
- 2001 Tex Winter, WASH
- 2013 Lute Olson, ARIZ

Legend

- AP Associated Press
- BA Basketball America
- BN Basketball News
- BT Basketball Times
- BW Basketball Weekly
- CBS/Chev CBS/Chevrolet
- FPN Frances Pomeroy Naismith
- JP Jim Phelan Award
- NA Naismith Award
- NABC National Association of Basketball Coaches
- SI Sports Illustrated
- TSN The Sporting News
- UPI United Press International
- USBWA United States Basketball Writers Association
- WA Wooden Award

Draft began in 1947. 1st Round picks only listed from 1967-78 (order prior to 1967 unavailable). All picks listed since 1979.

Number in parenthesis after year is rounds of Draft.

1967 (20)

- 1st (none)

1968 (21)

- 1st 11. Bill Hewitt (USC), Los Angeles

1969 (20)

- 1st 1. Lew Alcindor (UCLA), Milwaukee
3. Lucius Allen (UCLA), Seattle

1970 (19)

- 1st 14. John Vallely (UCLA), Atlanta
16. Gary Freeman (OSU), Milwaukee

1971 (19)

- 1st 2. Sidney Wicks (UCLA), Portland
7. Cliff Meely (COLO), San Diego
9. Stan Love (ORE), Baltimore
11. Curtis Rowe (UCLA), Detroit (Phil Chenier (CAL), taken by Baltimore in 1st round of supplementary draft for hardship cases)

1972 (10)

- 1st 5. Fred Boyd (OSU), Phoenix
10. Paul Westphal (USC), Boston

1973 (21)

- 1st 16. Swen Nater (UCLA), Milwaukee

1974 (10)

- 1st 1. Bill Walton (UCLA), Portland
6. Scott Wedman (COLO), KC-Omaha
10. Mike Sojourner (UTAH), Atlanta
11. Keith Wilkes (UCLA), Golden State

1975 (10)

- 1st 2. David Meyers (UCLA), Los Angeles
5. Lionel Hollins (ASU), Portland
7. Rich Kelley (STAN), New Orleans
15. John Lambert (USC), Cleveland

1976 (10)

- 1st 3. Richard Washington (UCLA), Kansas City
10. Ron Lee (ORE), Phoenix

1977 (Eight)

- 1st 3. Marques Johnson (UCLA), Milwaukee
4. Greg Ballard (ORE), Washington

1978 (10)

- 1st 22. Ray Townsend (UCLA), Golden State

1979 (10)

- 1st 2. Dave Greenwood (UCLA), Chicago
9. Larry Demic (ARIZ), New York
10. Roy Hamilton (UCLA), Detroit
11. Cliff Robinson (USC), New Jersey
14. Brad Holland (UCLA), Los Angeles
2nd 32. Tony Zeno (ASU), Indiana
4th 67. Greg Deane (UTAH), Utah
73. James Donaldson (WSU), Seattle
5th 89. Perry Wolfe (STAN), Utah
6th 114. Steve Smith (USC), Chicago
123. Dan Hartshorne (ORE), Philadelphia
9th 175. Gene Ransom (CAL), Golden State
180. Coby Leavitt (UTAH), Philadelphia
181. Emmett Lewis (COLO), Denver
10th 190. Marvin Thomas (UCLA), Chicago
195. Kelvin Small (ORE), Portland

1980 (10)

- 1st 11. Kiki Vandeweghe (UCLA), Dallas
18. Don Collins (WSU), Atlanta
2nd 42. Kimberly Belton (STAN), Phoenix
3rd 47. Kurt Nimphius (ASU), Denver
50. James Wilkes (UCLA), Chicago
53. Stuart House (WSU), Cleveland
65. Doug True (CAL), Phoenix
5th 95. Don Carfino (USC), Golden State
103. Darrell Allums (UCLA), Dallas
6th 134. Coby Leavitt (UTAH), Phoenix
7th 141. Lorenzo Romar (WASH), Golden State
148. Greg Sims (UCLA), Portland
152. Joe Nehls (ARIZ), Houston

1981 (10)

- 1st 7. Steve Johnson (OSU), Kansas City
5. Danny Vranes (UTAH), Seattle
8. Tom Chambers (UTAH), San Diego
21. Alton Lister (ASU), Milwaukee
2nd 33. Sam Williams (ASU), Golden State
36. Ray Blume (OSU), Indiana
3rd 53. Mark Radford (OSU), Seattle
60. Purvis Miller (USC), Indiana
61. Petur Gudmundsson (WASH), Portland
4th 79. Ron Davis (ARIZ), Washington
5th 96. Joe Cooper (COLO), New Jersey
97. Mike Clark (ORE), Utah
99. Andra Griffin (WASH), Seattle
108. Johnny Nash (ASU), Chicago
6th 116. Karl Bankowski (UTAH), Dallas
129. Robert Fronk (WASH), Indiana
134. Kevin Singleton (CAL), Los Angeles
146. JoJo Hunter (COLO), Milwaukee
7th 148. Roby Dosty (ARIZ), Golden State
9th 212. Brian Johnson (COLO), Phoenix
10th 206. Vic Sison (UCLA), New Jersey
213. Barry Brooks (USC), Golden State
216. Kenny Easley (UCLA), Chicago
220. Felton Sealey (ORE), Phoenix

1982 (10)

- 1st 11. Lafayette Lever (ASU), Portland
14. Lester Conner (OSU), Golden State
22. Mark McNamara (CAL), Philadelphia
2nd 41. Dwight Anderson (USC), Houston
3rd 52. Dan Caldwell (WASH), New York
65. John Greig (ORE), Seattle
4th 72. Mark Eaton (UCLA), Utah
74. Mike Sanders (UCLA), Kansas City
7th 151. Tony Anderson (UCLA), New Jersey
159. Maurice Williams (USC), Los Angeles
8th 173. Jacques Tuz (COLO), San Diego
180. Steve Burks (WASH), Seattle
9th 199. Ken Lyles (WASH), Denver
200. Dean Sears (UCLA), Denver

1983 (10)

- 1st 4. Byron Scott (ASU), San Diego
2nd 28. Rod Foster (UCLA), Phoenix
34. Guy Williams (WSU), Washington
43. Pace Mannion (UTAH), Golden State
45. Paul Williams (ASU), Phoenix
3rd 48. Craig Ehlo (WSU), Houston
53. Michael Holton (UCLA), Golden State
57. Darren Daye (UCLA), Washington
60. Steve Harriel (WSU), Kansas City
5th 109. Brad Watson (WASH), Seattle
7th 143. Dan Evans (OSU), San Diego
144. Jacque Hill (USC), Chicago
145. Peter Williams (UTAH), Golden State
147. Rob Gonzalez (COLO), Detroit
8th 177. Frank Smith (ARIZ), Portland
10th 219. Aaron Haskins (WSU), Kansas City

1984 (10)

- 1st 13. Jay Humphries (COLO), Phoenix
21. Kenny Fields (UCLA), Milwaukee
2nd 29. Stuart Gray (UCLA), Indiana
38. Charles Sitton (OSU), Dallas
4th 71. Ralph Jackson (UCLA), Indiana
92. John Revelli (STAN), LA Lakers
6th 138. Keith Jones (STAN), LA Lakers
7th 141. Butch Hays (CAL), Chicago
144. David Brantley (ORE), Clippers
146. Michael Pitts (CAL), San Antonio
152. Gary Gatewood (ORE), Seattle
8th 177. Chris Winans (UTAH), New Jersey

1985 (Seven)

- 1st 8. Detlef Schrempf (WASH), Dallas
15. Blair Rasmussen (ORE), Denver
23. A.C. Green (OSU), LA Lakers
3rd 49. Brad Wright (UCLA), Golden State
62. Nigel Miguel (UCLA), New Jersey
4th 74. Jim Deines (ASU), LA Clippers
75. Alex Stivrins (COLO), Seattle
89. Pete Williams (ARIZ), Denver
5th 99. Wayne Carlander (USC), Sacramento
106. Clayton Olivier (USC), San Antonio
6th 128. Chris Harper (ORE), San Antonio
7th 143. Gary Maloncon (UCLA), LA Clippers

1986 (Seven)

- 5th 103. Keith Morrison (WSU), Sacramento
104. Paul Fortier (WASH), Washington
106. Jerry Adams (ORE), Portland
7th 141. Steve Woodside (OSU), Indiana

1987 (Seven)

- 1st 7. Kevin Johnson (CAL), Cleveland
11. Reggie Miller (UCLA), Indiana
15. Jose Ortiz (OSU), Utah
16. Christian Welp (WASH), Philadelphia
2nd 37. Derrick Dowell (USC), Washington
3rd 51. Sven Meyer (ORE), Sacramento
4th 76. Steve Beck (ASU), Phoenix
79. Jack Haley (UCLA), Chicago
5th 114. Dave Butler (CAL), Boston
6th 128. Dwayne Scholten (WSU), Washington
7th 149. Montel Hatcher (UCLA), Indiana

1988 (Three)

- 2nd 34. Tom Tolbert (ARIZ), Charlotte
37. Greg Butler (STAN), New York
44. Anthony Taylor (ORE), Atlanta
50. Steve Kerr (ARIZ), Phoenix

1989 (Two)

- 1st 3. Sean Elliott (ARIZ), San Antonio
 10. Pooh Richardson (UCLA), Minnesota
 15. Todd Lichti (STAN), Denver
 24. Anthony Cook (ARIZ), Phoenix
 2nd 50. Brian Quinnett (WSU), New York

1990 (Two)

- 1st 2. Gary Payton (OSU), Seattle
 2nd 36. Trevor Wilson (UCLA), Atlanta
 38. Jud Buechler (ARIZ), Seattle

1991 (Two)

- 1st 10. Brian Williams (ARIZ), Orlando
 11. Terrell Brandon (ORE), Cleveland
 25. Shaun Vandiver (COLO), Golden State
 2nd 48. Isaac Austin (ASU), Utah

1992 (Two)

- 1st 10. Adam Keefe (STAN), Atlanta
 12. Harold Miner (USC), Miami
 18. Tracy Murray (UCLA), San Antonio
 19. Don MacLean (UCLA), Detroit
 2nd 30. Sean Rooks (ARIZ), Dallas
 36. Duane Cooper (USC), LA Lakers

1993 (Two)

- 1st 14. Scott Haskin (OSU), Indiana
 22. Chris Mills (ARIZ), Cleveland
 2nd 35. Ed Stokes (ARIZ), Miami
 40. Rich Manning (WASH), Atlanta
 43. Josh Grant (UTAH), Denver
 46. Richard Petruska (UCLA), Houston
 54. Byron Wilson (UTAH), Phoenix

1994 (Two)

- 1st 2. Jason Kidd (CAL), Dallas
 7. Lamond Murray (CAL), LA Clippers
 12. Khalid Reeves (ARIZ), Miami

1995 (Two)

- 1st 7. Damon Stoudamire (ARIZ), Toronto
 9. Ed O'Bannon (UCLA), New Jersey
 15. Brent Barry (OSU), Denver
 22. George Zidek (UCLA), Charlotte
 27. Mario Bennett (ASU), Phoenix
 2nd 42. Donnie Boyce (COLO), Atlanta
 47. Tyus Edney (UCLA), Sacramento

1996 (Two)

- 1st 3. Shareef Abdur-Rahim (CAL), Vancouver
 2nd 31. Mark Hedrickson (WSU), Philadelphia
 35. Joesph Blair (ARIZ), Seattle
 43. Ben Davis (ARIZ), Phoenix
 47. Ron Riley (ASU), Seattle
 56. Reggie Geary (ARIZ), Cleveland

1997 (Two)

- 1st 2. Keith Van Horn (UTAH), Philadelphia
 3. Chauncey Billups (COLO), Boston
 16. Brevin Knight (STAN), Cleveland
 22. Ed Gray (CAL), Atlanta
 24. Rodrick Rhodes (USC), Houston
 2nd 31. Mark Sanford (WASH), Miami
 32. Charles O'Bannon (UCLA), Detroit

1998 (Two)

- 1st 2. Mike Bibby (ARIZ), Vancouver
 12. Michael Doleac (UTAH), Orlando
 14. Michael Dickerson (ARIZ), Houston
 28. Corey Benjamin (OSU), Chicago
 2nd 33. Jelani McCoy (UCLA), Seattle
 42. Miles Simon (ARIZ), Orlando
 44. Sean Marks (CAL), New York
 45. Toby Bailey (UCLA), LA Lakers
 56. J.R. Henderson (UCLA), Vancouver

1999 (Two)

- 1st 3. Baron Davis (UCLA), Charlotte
 8. Andre Miller (UTAH), Cleveland
 10. Jason Terry (ARIZ), Atlanta
 2nd 39. A.J. Bramlett (ARIZ), Cleveland
 41. Francisco Elson (CAL), Denver
 47. Todd MacCulloch (WASH), Philadelphia
 56. Tim Young (STAN), Golden State

2000 (Two)

- 1st 11. Jerome Moiso (UCLA), Boston
 29. Mark Madsen (STAN), LA Lakers
 2nd 37. Eddie House (ASU), Miami
 40. Hanno Mottola (UTAH), Atlanta
 56. Jaquay Walls (COLO), Indiana

2001 (Two)

- 1st 13. Richard Jefferson (ARIZ), Houston
 18. Jason Collins (STAN), Houston
 2nd 31. Gilbert Arenas (ARIZ), Golden State
 35. Brian Scalabrine (USC), New Jersey
 36. Jeff Trepagnier (USC), Cleveland
 39. Michael Wright (ARIZ), New York
 40. Earl Watson (UCLA), Seattle
 45. Sean Lampley (CAL), Chicago
 46. Loren Woods (ARIZ), Minnesota
 53. Jarron Collins (STAN), Utah
 58. Bryan Bracey (ORE), San Antonio

2002 (Two)

- 1st 14. Frederick Jones (ORE), Indiana
 18. Curtis Borchardt (STAN), Utah
 22. Casey Jacobsen (STAN), Phoenix
 2nd 34. Dan Gadzuric (UCLA), Milwaukee
 45. Sam Clancy (USC), Philadelphia
 46. Matt Barnes (UCLA), Cleveland
 47. Jamaal Sampson (CAL), Milwaukee

2003 (Two)

- 1st 14. Luke Ridnour (ORE), Seattle
 2nd 31. Jason Kapono (UCLA), Cleveland
 32. Luke Walton (ARIZ), LA Lakers
 53. Tommy Smith (ASU), Chicago

2004 (Two)

- 1st 6. Josh Childress (STAN), Atlanta
 9. Andre Iguodala (ARIZ), Philadelphia
 10. Luke Jackson (ORE), Cleveland
 29. David Harrison (COLO), Indiana
 2nd 43. Trevor Ariza (UCLA), New York

2005 (Two)

- 1st 1. Andrew Bogut (UTAH), Milwaukee
 8. Channing Frye (ARIZ), New York
 9. Ike Diogu (ASU), Golden State
 21. Nate Robinson (WASH), Phoenix
 2nd 31. Salim Stoudamire (ARIZ), Atlanta
 54. Dijon Thompson (UCLA), New York

2006 (Two)

- 1st 6. Brandon Roy (WASH), Minnesota
 26. Jordan Farmar (UCLA), LA Lakers
 2nd 37. Bobby Jones (WASH), Minnesota
 49. Leon Powe (CAL), Denver
 50. Ryan Hollins (UCLA), Charlotte
 54. Hassan Adams (ARIZ), New Jersey

2007 (Two)

- 1st 10. Spencer Hawes (WASH), Sacramento
 16. Nick Young (USC), Washington
 26. Aaron Brooks (ORE), Houston
 27. Arron Afflalo (UCLA), Detroit
 2nd 32. Gabe Pruitt (USC), Boston
 33. Marcus Williams (ARIZ), San Antonio

2008 (Two)

- 1st 3. O.J. Mayo (USC), Chicago
 4. Russell Westbrook (UCLA), Seattle
 5. Kevin Love (UCLA), Houston
 10. Brook Lopez (STAN), New Jersey
 11. Jerryd Bayless (ARIZ), Indiana
 15. Robin Lopez (STAN), Phoenix
 21. Ryan Anderson (CAL), New Jersey
 2nd 37. Luc Richard Mbah a Moute (UCLA), Milwaukee
 38. Kyle Weaver (WSU), Charlotte
 48. Malik Hairston (ORE), Phoenix
 50. DeVon Hardin (CAL), Seattle
 54. Maarty Leunen (ORE), Houston

2009 (Two)

- 1st 3. James Harden (ASU), Oklahoma City
 8. Jordan Hill (ARIZ), New York
 9. DeMar DeRozan (USC), Toronto
 17. Jrue Holiday (UCLA), Philadelphia
 21. Darren Collison (UCLA), New Orleans
 26. Taj Gibson (USC), Chicago
 2nd 31. Jeff Pendergraph (ASU), Sacramento
 38. Jon Brockman (WASH), Portland
 44. Chase Budinger (ARIZ), Detroit

2010 (Two)

- 1st 26. Quincy Pondexter (WASH), OK City
 2nd 39. Landry Fields (STAN), New York

2011 (Two)

- 1st 2. Derrick Williams (ARIZ), Minnesota
 11. Klay Thompson (WSU), Golden State
 16. Nikola Vucevic (USC), Philadelphia
 2nd 35. Tyler Honeycutt (UCLA), Sacramento
 43. Malcolm Lee (UCLA), Chicago
 60. Isaiah Thomas (WASH), Sacramento

2012 (Two)

- 1st 8. Terrence Ross (WASH), Toronto
 24. Jared Cunningham (OSU), Cleveland
 25. Tony Wroten (WASH), Memphis

2012 (Two)

- 1st 8. Terrence Ross (WASH), Toronto
 14. Shabazz Muhammad (UCLA), Utah
 23. Solomon Hill (ARIZ), Indiana
 26. Andre Roberson (COLO), Minnesota
 2nd 31. Allen Crabbe (CAL), Cleveland
 33. Carrick Felix (ASU), Cleveland
 40. Grant Jerrett (ARIZ), Portland
 54. Arsalan Kazemi (ORE), Washington



▶ Arizona won the 2013 NCAA Baseball Championship, the Pac-12's eighth national title of the 2012-13 season. It marked the eighth-consecutive year the Conference has won the most, or tied for the most, NCAA team titles in the country in a single year.

▶ The Oregon women's cross country team won its first NCAA title since 1987. It was also the Pac-12's first NCAA title of the 2012-13 season.





LARRY SCOTT COMMISSIONER

Larry Scott came to college athletics in 2009 with an energy and bold vision that he has used to deliver monumental changes to one of the most storied Conferences in the country, the Pacific-10, and transform it into a modern 12-team Conference built for long-term success.

Scott succeeded Tom Hansen as the sixth Commissioner of the Pac-10 Conference on July 1, 2009. Scott came to collegiate athletics after serving six years as Chairman and Chief Executive Officer of the Sony Ericsson WTA Tour (Women's Tennis Association), where he helped generate unprecedented growth and popularity for women's professional tennis on a global scale.

He has established a solid track record of innovation and growth -- across a range of different sports, at both the college and professional levels -- grounded in deep experience that goes back to his student-athlete days at Harvard.

At the WTA Tour Scott achieved the long-sought goal of equal prize money for women in tennis' grand slam events. He also became the architect of the largest-ever sponsorship in both women's sports and professional tennis, a six-year \$88-million landmark title sponsorship agreement with Sony Ericsson. Among his many other WTA achievements are the largest television deal in women's tennis history, and a reform package that led to a 40 percent increase in prize money - a record \$86 million - and \$750 million in facilities investment.

More recently, in his first four years as Commissioner of the Pac-10, Scott has led the Conference through expansion for the first time since 1978 by successfully adding Colorado and Utah, created a Football Championship Game for the first time in Conference history, transformed the Pac-12 basketball tournaments into must-attend events, secured agreement for equal revenue sharing for the first time ever, delivered a landmark media rights agreement with ESPN and Fox that dramatically increases revenue and national exposure for schools, and created Pac-12 Networks, the first-ever integrated media company owned by a college conference that is delivering increased exposure for all sports throughout the Conference. He has also orchestrated a rebranding of the Conference, with messages of innovation, excellence, and the advantages of West Coast location at its core.

Scott has earned major recognition for his visionary leadership: In 2012, Scott was a finalist for Sports Executive of the Year by the Sports Business Journal and was awarded the Vision Award by Cynopsis Sports. Also that year, the Pac-12 was nominated by Sports Business Journal as Sports League of the Year. In 2013, Scott was given the Americanism Award by the Anti-Defamation League in tribute to his work to affect positive change through sports. Scott also serves on the Board of the Women's Sports Foundation.

Scott's career in athletics extends back to his captaincy of Harvard's tennis team, where he was named an All-American, earned a B.A. in European History in 1986, and gained a lifelong appreciation for the importance of maintaining a careful balance between academics and sports. He went on to play tennis professionally on the ATP circuit, winning one title, and then going on to serve for more than a decade in key posts, including Chief Operating Officer, President of ATP Properties, and Executive Vice President of the International Group. In these roles, which included postings in Sydney, Monte Carlo and London, he was credited with significantly growing the global popularity of men's tennis, establishing the Tennis Masters Cup as one of the sport's most successful events, negotiating the renewal of the ATP's 13-year partnership with Mercedes-Benz -- which remains one of the preeminent sponsorship agreements in tennis history -- and launching tournaments in such developing regions as China and the Persian Gulf.

Larry and his wife, Cybille, live in Danville, Calif., and have three children, Alexander, Sebastien and Alannah.

SCOTT QUICK FACTS

CURRENT POSITION:

**Commissioner
Pac-12 Conference
July 1, 2009-Present**

PREVIOUS POSITION:

**Chairman & CEO • WTA Tour
April 15, 2003-June 30, 2009**

HONORS:

- Finalist for Sports Business Journal Sports Executive of the Year, 2012
- Vision Award Winner, Cynopsis Sports Awards, 2012
- Americanism Award Recipient, Anti-Defamation League, 2013
- TIME Magazine's List of Best Sports Executives, 2008

EDUCATION:

Harvard University, B.A. European History
1986 graduate with Honors

ATHLETIC ACCOMPLISHMENTS:

All-American tennis player at Harvard
Three-year professional tennis player, winning one ATP title

PREVIOUS PAC-12 COMMISSIONERS

EDWIN N. ATHERTON
1940-1944

VICTOR O. SCHMIDT
1944-1959

THOMAS J. HAMILTON
1959-1971

WILES HALLOCK
1971-1983

THOMAS C. HANSEN
1983-2009

LAWRENCE G. SCOTT
2009-Present

LEARFIELD SPORTS DIRECTORS' CUP

Seven Pac-12 Conference institutions finished the 2012-13 academic year ranked in the final Learfield Sports Directors' Cup top 25, the most of any conference, the National Association of Collegiate Directors of Athletics (NACDA) announced.

STANFORD won its 19th consecutive cup after claiming a national championship in women's tennis and top-four finishes in women's cross country, women's soccer, men's gymnastics and women's water polo, accumulating an impressive 1,261.25 points.

With its baseball national title earned earlier this week, UCLA moved up to finish third (1,227.25 points) for the second straight year. In addition to the baseball crown, the Bruins posted top-four finishes in six other sports - men's and women's water polo, men's and women's tennis, women's gymnastics and women's golf. USC placed 14th overall with 945.00 points after sweeping the men's and women's water polo titles. OREGON placed 15th with 929.75 points after picking up a pair of NCAA titles in women's cross country and women's indoor track and field. Five top-four finishes helped CALIFORNIA to finish 17th (858.83), while ARIZONA STATE and ARIZONA rounded out the top 25, finishing 18th (852.08) and 23rd (786.58), respectively.

WASHINGTON finished 28th with 716.08 points, COLORADO was 56th overall (418.00, followed by OREGON STATE (69th, 319.50), UTAH (77th, 261.25) and WASHINGTON STATE (tied 192nd, 73.00).

The success of the Pac-12 in the Directors' Cup was bolstered by the capturing of eight NCAA titles, most among all conferences. In addition, 10 Pac-12 league members finished among the top four in 22 NCAA championships, while the Big Ten was next with its league members placing among the top four in 18 NCAA championships.

The Directors' Cup was developed as a joint effort between the National Association of Collegiate Directors of Athletics (NACDA) and USA Today. Points are awarded based on each institution's finish in up to 20 sports - 10 women's and 10 men's.

CONFERENCE COMPARISON

Conference*	Top 25 Schools	Membership Ratio
1. Pac-12 (12)	7	.583
2. SEC (12)	6	.500
3. Big Ten (12)	5	.417
4. ACC (12)	4	.333
5. Big 12 (10)	2	.200
6. Big East (15)	1	.067

* based on 2012-13 membership

WHERE THEY RANKED

	School	Total Pts
1.	Stanford	1261.25
3.	UCLA	1227.25
14.	USC	945.00
15.	Oregon	929.75
17.	California	858.83
18.	Arizona State	852.08
23.	Arizona	786.58
28.	Washington	716.08
56.	Colorado	418.00
69.	Oregon State	319.50
77.	Utah	261.25
T192.	Washington State	73.00

TOM HANSEN CONFERENCE MEDAL WINNERS



A Conference Medal is awarded annually to each member institution's outstanding senior male and female student-athlete based on the exhibition of the greatest combination of performance and achievement in scholarship, athletics and leadership. Conference medal winners have been named every year since the 1960-61 academic year. In 2009, the Pac-12 renamed the award the Tom Hansen Conference Medal in honor of Hansen, who retired at the end of June 2009 after serving for 26 years as Commissioner of the Pac-10.

Following are the 2012-13 award winners:

2012-13 PAC-12 TOM HANSEN CONFERENCE MEDAL WINNERS

School	Men	Women
Arizona	John Bonano, Football	Brigetta Barrett, Track & Field
Arizona State	Carrick Felix, Basketball	Constance Ezugha, Track & Field
California	Tom Shields, Swimming & Diving	Layshia Clarendon, Basketball
Colorado	Sabatino Chen, Basketball	Emma Coburn, Cross Country/Track & Field
Oregon	Michael Clay, Football	Alaina Bergsma, Volleyball
Oregon State	Matt Boyd, Baseball	Makayla Stambaugh, Gymnastics
Stanford	Mark Appel, Baseball	Becky Dru, Field Hockey
UCLA	Jeff Locke, Football	Vanessa Zamarripa, Gymnastics
USC	Matt Barkley, Football	Melanie Grindle, Rowing
Utah	Miles Havlik, Skiing	Rachel Messer, Basketball
Washington	Jeremy Taiwo, Track & Field	Christine Babcock, Track & Field
Washington State	Adam Nelubowich, Baseball	Liudmila Vasilieva, Tennis



KEVIN WEIBERG • Deputy Commissioner and Chief Operating Officer

Deputy Commissioner Kevin Weiberg enters his fourth year with the Pac-12 Conference. Weiberg has responsibility for all aspects of the Pac-12 Conference's administrative operations. He has oversight responsibility for the Conference's daily operations, including governance, enforcement, compliance, sport management, championships, football bowl relationships, officiating, and television administration.

Prior to joining the Pac-12, Weiberg was the Chief Executive Officer of iHoops from 2009 to 2010, a joint venture between the NCAA and NBA, formed to develop a structure and programs to improve the quality of youth basketball in the United States.

Weiberg has extensive experience in college athletics, as well. He served as vice president of university planning and development for the Big Ten Network from 2007-09. In addition, he served as deputy commissioner of the Big Ten Conference under Jim Delany from 1989 to 1998.

Weiberg served as commissioner of the Big 12 Conference from 1998 to 2007, overseeing its transformation into one of the most competitive and financially successful conferences in the country. Weiberg is a 1978 graduate of Kansas State University and earned a master's degree from Western Illinois University in 1979.



WOODIE DIXON • Senior Vice President Business Affairs

Woodie Dixon joined the Pac-12 in April 2010 and manages all business affairs, in-house legal matters and human resources for the Conference and Pac-12 Networks, as well as football administration for the Conference.

Prior to joining the Pac-12, Dixon spent six years (2004-10) as General Counsel for the NFL's Kansas City Chiefs overseeing all legal matters for the franchise, including player, marketing, sponsorship, stadium operations, special event and sales contracts, litigation and licensing. Previously, he has practiced law with the NFL, Sidley, Austin, Brown & Wood LLP in Chicago, and Dorsey & Whitney LLP in Minneapolis, Minn.

Dixon is a graduate of Harvard Law School, the University of Massachusetts graduate program in Sports Management and Amherst College.



DANETTE LEIGHTON • Chief Marketing Officer

Danette Leighton joined the Pac-12 Conference in April 2010 as the Conference's first Chief Marketing Officer. Her responsibilities include leading the Conference and Pac-12 Networks in the development and implementation of strategic marketing and communication programs, as well as integrating and supporting the marketing interests of the member institutions. She oversees the areas of business operations, communications, event operations, marketing, public affairs and ticket sales, as well as the communications and marketing departments at Pac-12 Networks.

An Arizona graduate, Leighton returns to the Pac-12 where she began her career as a public relations intern. Most recently, she acted as Vice President of Marketing and Brand Development for Maloof Sports & Entertainment. She spent the last decade overseeing all marketing and branding efforts for the NBA's Sacramento Kings and ARCO Arena, as well as the business operations for the WNBA's Sacramento Monarchs.

Previously, she led Sony's sports marketing division, focusing on the PGA Tour and the Sony Open in Hawai'i. She also served as the executive director of the 1999 NCAA Women's Basketball Final Four at Stanford and worked in public relations for the Fiesta Bowl.



RON MCQUATE • Chief Financial Officer

McQuate joined the Pac-12 in March 2010 as the Chief Financial Officer and manages the finances for the Conference and Pac-12 Networks. Prior to joining the Pac-12, McQuate spent seven years at the Sony Ericsson WTA Tour (WTA) where he served Sr. Vice President of Finance.

Before the WTA, McQuate acted as Vice President of Finance for the Soccer, Europe, and Events Divisions of AEG in Los Angeles, Calif.

He began his career in sports with the Cleveland Indians as Controller and then Director of Corporate Planning and Development. McQuate earned his B.S.B.A. in accounting from the University of Dayton.



GLORIA NEVAREZ • Senior Associate Commissioner, Senior Woman Administrator

Gloria Nevarez was named the Pac-12's Senior Associate Commissioner and Senior Woman Administrator in April 2010. Nevarez is responsible for the administration of the Conference's Senior Woman Administrators and oversees all sports except football. She is the Pac-12 liaison for men's basketball and women's golf.

Before joining the Pac-12, Nevarez spent the previous three years as Senior Associate Athletic Director at the University of Oklahoma, overseeing marketing, human resources, strength and conditioning and several sports including men's and women's basketball. She also served as the University's liaison for Title IX compliance and Big 12 governance issues. Before Oklahoma, Nevarez was Associate Commissioner/SWA for the West Coast Conference. Nevarez previously held positions in program management, compliance and legal affairs at the University of California. She also worked in the athletic department at San Jose State University and was an adjunct faculty member at the University of San Francisco.

Nevarez is a graduate of the University of Massachusetts where she played basketball and is a University of California, Berkeley Law alumna.


RON BARKER • Associate Commissioner, Governance & Enforcement

Ron Barker joined the Pac-12 as Assistant Commissioner for Governance and Enforcement in October of 2001 and was promoted to Associate Commissioner in February of 2006. His job duties include administering the Conference's enforcement and NCAA governance programs and working with the Faculty Athletic Representative group as well as managing the hardship petitions.

Prior to joining the Pac-12, Barker served as an enforcement representative for the National Collegiate Athletic Association (1999-2001). He has also been an investigator for the Legal Department of Novell, Inc. of Provo, Utah (1992-99) and served as a graduate assistant basketball coach at Brigham Young University (1989-91).

A former professional basketball player for Deportivo Luqueño (Paraguay), Barker is a 1987 graduate of California State University, Long Beach. He earned his master's degree in sports administration from BYU in 1991. He and his wife, Heidi, have four children.


CHRIS DAWSON • Associate Commissioner, Sports Management

Chris Dawson was named Assistant Commissioner of Olympic Sports in August 2001 and was promoted to Associate Commissioner in February of 2006. She is the Conference liaison for women's basketball, men's soccer, swimming and diving, tennis and softball. Dawson is also responsible for administering the officiating policy. She currently serves on the NCAA Division I Women's Basketball Committee as well as the NCAA Division I Awards, Benefits, Expenses and Financial Aid Cabinet.

Prior to joining the Pac-12, Dawson spent 23 years at the University of California as the Associate Athletic Director for Sport Programs and Senior Women's Administrator from 1992 to 2001. She was named Assistant Athletic Director for the Cal Women's Athletic Department in 1989 and was the Sports Information Director for the women's department from 1979-89. Dawson served as the chair of the NCAA Championships & Competition Cabinet, and as a member of the NCAA Strategic Planning Cabinet, the NCAA Soccer Rules Committee, the NCAA Woman of the Year Committee and the NCAA Volleyball Committee.

Dawson is a 1975 honors graduate of the University of Virginia where she was a student-athlete in basketball. She earned a master's degree in education, with emphasis in sport administration from Ohio University in 1979.


DUANE LINDBERG • Associate Commissioner, Television

Duane Lindberg returned to the Pac-12 staff for his second tour of duty in 1991 as Assistant Commissioner for Electronic Communications, and was promoted to Associate Commissioner, Television in February of 2006. His job duties include overseeing the Conference television agreements.

Lindberg spent 1989-91 at the Southwest Conference in Dallas as Assistant Commissioner overseeing the Conference's compliance program. His first stint at the Pac-12 saw him serve as Assistant Commissioner for Compliance and Enforcement in 1989, Assistant to the Commissioner from 1986-89, and Assistant Public Relations Director from 1983-86. He previously served two-and-one-half years as Assistant SID at USC.

A Tacoma, Wash., native, Lindberg has both undergraduate (1979) and master's (1981) degrees from the University of Washington.


ERIK PRICE • Associate Commissioner, Compliance

Erik Price joined the Pac-12 Conference in October 2002 after spending seven years in the Office of the Faculty Athletics Representative at the University of California, serving as Senior Administrative Analyst (1994-2000). Promoted to Associate Commissioner in July of 2013, he is primarily responsible for the Conference's compliance program, which includes rules education, and monitoring and interpreting NCAA and Conference rules for all Conference members.

Assistant Commissioner in February of 2006, his responsibilities include assisting the Compliance and Enforcement staff in monitoring and applying NCAA and Conference legislation. He coordinates the Pac-12 Student-Athlete Advisory Committee (SAAC).

A native of Berkeley, Calif., he is a 1989 graduate of Columbia University with a degree in economics and received a master's degree in journalism from the University of California in 1991.

He and his wife Paula are the parents of two children, Sasha and Ben.


TAMMY NEWMAN • Associate Commissioner, Governance & Enforcement

Tammy Newman joined the Pac-12 Conference in 1989. Promoted to Associate Commissioner, Governance in July 2013, her responsibilities include directing the NCAA and Pac-12 governance processes for the Conference office and institutional members. Additionally, she serves as the staff liaison to the Council, DLIR, Legislative and Nominating Committees. She also oversees the Conference VIP hospitality programs.

Newman has a bachelor of arts degree from Saint Mary's College of California. A Bay Area native, she is married to Dennis Willing.


HEATHER PERRY • Associate Commissioner, Sports Management & Championships

Heather Perry was named Assistant Commissioner of Championships in June 2007. She serves as the Conference liaison for baseball, women's gymnastics, men's and women's rowing, volleyball and is the Tournament Director for the Pac-12 Women's Basketball Championship.

Prior to joining the Pac-12, Perry spent nine years at the NCAA, most recently as the Associate Director of Playing Rules Administration. In her role, she has served as a championships administrator and media coordinator at the Women's College World Series, Women's Final Four, Division II Women's Elite Eight, Women's Frozen Four and the Women's Rowing Championship.

Perry earned her undergraduate degree from Ball State University in Muncie, Ind., where she received a bachelor of science degree in public relations with a minor in speech communication. She also has a master's degree in sports management from BSU.



DAVE HIRSCH • Vice President, Communications

Dave Hirsch has been with the Pac-12 since 1995 and was promoted to Vice President, Communications in June 2010. His responsibilities include administering the Conference marketing and communications programs with particular emphasis in football and men's basketball. Hirsch serves as the Media Operations Director for the Pac-12 Football Championship Game and the Pac-12 Men's Basketball Tournament.

Prior to joining the Pac-12, Hirsch was a member of the University of Arizona media relations staff (1988-1995) where he was Coordinator of Information Services. In that role, he was director of media operations for the Wildcats' nationally-ranked basketball team. He has received numerous citations for excellence in publications by the College Sports Information Directors of America (CoSIDA).

From 1998-2007, Hirsch worked with the Tournament of Roses Association, serving as the Assistant Media Coordinator for the Rose Bowl Game.

Hirsch is a 1986 graduate of the University of Arizona and was a member of the Wildcat baseball team for two years.



HEATHER VAUGHAN • Vice President, Marketing

Vaughan joined the Pac-12 in June 2010 as the Conference's first Senior Director, Marketing. Her duties include enhancing the overall marketing and staging of all Pac-12 Championships and events, serving as the creative lead for the Conference and working with the marketing team to develop and execute strategic marketing plans.

Prior to joining the Conference, Vaughan worked for the Maloof Sports & Entertainment team for nine years, overseeing the creative services department. She was responsible for the marketing, branding and creative materials to support the NBA's Sacramento Kings, the WNBA's Sacramento Monarchs and ARCO arena. She also worked for several advertising agencies in the Los Angeles area.

A San Diego, Calif., native, Vaughan graduated from California State University Chico with a bachelor's degree in communication design. She also holds a master's degree in communications from California State University, Fullerton.



WILL HUNTER • Vice President, Operations

Will Hunter joined the Pac-12 in July 2012 as the Vice President of Operations and oversees the development, operation and coordination of the Pac-12 Football Championship Game and Men's Basketball Tournament.

Hunter came to the Pac-12 after three years as the Event Operations Manager for Cowboys Stadium in Arlington, TX where he managed major events such as Super Bowl XLV, the 2010 NBA All-Star Game, Big 12 Football Championship and Cotton Bowl Classic. Hunter managed over 100 events at Cowboys Stadium for a combined total attendance of over two million guests. In addition to managing operations and logistics for events, he was heavily involved in sponsorship activation at Cowboys Stadium.

Hunter's previous experience includes stops with the NFL League Office in New York and the Scottish Claymores (NFL Europe) in Glasgow, Scotland.

Hunter earned a bachelor's degree in Psychology from Wofford College, where he captained the football team.



ERIK HARDENBERGH • Vice President, Public Affairs

Erik Hardenbergh joined the Pac-12 as the Vice President of Public Affairs in July 2012. Hardenbergh leads the development and execution of public relations plans and strategies promoting the interests and reputation of the Pac-12 and Pac-12 Networks. Hardenbergh plays a pivotal role in enhancing the Conference's visibility at local, national and global levels.

Most recently, Hardenbergh spent four years as the Vice President of the Glover Park Group in Washington, D.C., where he developed strategic messaging platforms and coordinated integrated campaigns for companies including JPMorgan Chase and United Technologies. Hardenbergh has also worked for several sports media outlets including Yahoo! Sports, Fox Sports Northwest and ABC Sports.

Hardenbergh holds a bachelor's degree in political science from Amherst College, where he was an Academic All-American and captained the golf team for three years. Hardenbergh also earned an MBA from the Kenan-Flagler Business School at University of North Carolina-Chapel Hill.



ROB SINE • Vice President, Ticket Sales

Rob Sine was named Vice President of Ticket Sales in June 2012. Sine is responsible for the ticket sales strategy and execution of Pac-12 Championships, including the Pac-12 Men's and Women's Basketball Tournaments and Pac-12 Football Championship Game as his major priorities. Sine also works closely with each of the Pac-12 institutions' ticket sales and operations departments.

Prior to joining the Pac-12, Sine founded and served as president of Hands On Sports, a consulting firm that specialized in working with sport executives to start-up or enhance ticket and sponsorship sales strategies or brand marketing campaigns. Clients included members of the NBA, NFL, MLB, NHL, NCAA, NASCAR, MLS, CFL, IFL, NLL, AFL, AHL and ECHL. Preceding Hands On Sports, Sine spent 11 years working on the team side of professional sports; five years in minor league sports and seven years in leadership roles overseeing ticket sales revenue with three NBA organizations—Portland Trail Blazers, Seattle Sonics, and Milwaukee Bucks.

Sine received his degree from Penn State University.



ANNA ROBERTS • Senior Director, Human Resources

Anna Roberts joined the Pac-12 in September 2011 as the Director of Human Resources and is responsible for all aspects of the Pac-12 people strategy including talent management, staffing, employee relations, compensation and performance management. Prior to joining the Conference office, Roberts was at Support.com, a mid-sized technology company, where she oversaw the human resources function. In addition, she worked several years in the human resource field in various environments, including several years with Adeco Group.

Roberts graduated from California Polytechnic State University, San Luis Obispo.


NATALIA CICCONE • Assistant Commissioner, Communications

Natalia Ciccone was named Assistant Commissioner of Communications for the Pac-10 in October 2008. Her responsibilities include assisting in the Conference's communications and marketing programs, with emphasis on women's basketball, volleyball and outdoor track & field, assisting with the Conference's internet and social media operations, and overseeing the production of the Conference's publications. She also serves as the Media Director of the Pac-10 Women's Basketball Tournament.

Ciccone was an Assistant Media Relations Director at the University of Maryland from 2002-2008, serving as the primary contact for the NCAA Champion women's basketball and field hockey teams. She served as assistant media coordinator for the NCAA Women's Basketball Tournament first and second rounds, and as media coordinator for a number of NCAA field hockey events, including the 2007 NCAA National Championship.

From 2000-03, Ciccone was a Sports Information Assistant at Penn State University, working with several nationally ranked teams. Prior to that, she was an Assistant Sports Information Director at Mount St. Mary's College (Md.).

Ciccone is a 1998 graduate of Goucher College where she was a member of the women's lacrosse team for four years. A New York City native, she resides in Concord, Calif., with her husband, Gene Btralik, and their son.


CHRIS MERINO • Assistant Commissioner, Compliance

Chris Merino joined the Pac-12 in September 2013 as Assistant Commissioner of Compliance. His responsibilities include assisting the Compliance and Enforcement staff in monitoring and applying NCAA and Conference legislation, as well as aiding with coordination of the Pac-12 Student-Athlete Advisory Committee.

Prior to joining the Pac-12, Merino served as the Assistant Director of Compliance Services at Stanford University, where he administered and monitored student-athlete eligibility, amateurism issues, financial aid and playing and practice seasons. Preceding Stanford, Merino was a post-graduate intern with the NCAA, working with the Academic and Membership Affairs department. He has also previously served as a compliance assistant with the West Coast Conference and a legal compliance intern with Santa Clara University Athletics Department.

Merino graduated from the Santa Clara University of Law with his Juris Doctor degree. He earned his bachelor's degree in history from the University of Notre Dame. He and his wife welcomed their first child, Mateo Jude Merino, on July 5, 2013.


KRISTINE BERNDT • Assistant Commissioner, Sports Management and Championships

Kristine Berndt joined the Pac-12 in August 2006 as the Administrative Fellow and was hired on a full-time basis in July 2007. Berndt was promoted to Assistant Commissioner, Sports Management and Championships in June 2012 and serves as the Conference liaison for cross country and track and field, women's soccer, men's golf and wrestling. Berndt is responsible for overseeing all Conference Championships and serves as the Assistant Tournament Director for the Pac-12 Women's Basketball Championship.

Berndt earned a bachelor's degree in physical education with a minor in Spanish from the University of Alabama, Birmingham where she was a four-year member of the softball team. She is currently working on her thesis of the Work-Family Balance of Senior Level Women Administrators as a culmination project to earn a master's degree in sport management from San Jose State University. Berndt resides in Brentwood, Calif., with husband Brandon and two daughters.


STEPHANIE CRAMNER • Controller

Stephanie Cranmer joined the Pac-12 in April 2012 as Controller. Her responsibilities include day-to-day accounting, budgeting and reporting functions and maintaining the general ledger for the Pac-12.

Cranmer previously spent two and a half years as a senior accountant for Armano McKenna, LLP, serving some of the Bay Area's largest schools, non-profits, foundations and corporations. She has also worked for the William and Flora Hewlett Foundation and PricewaterhouseCoopers. Cranmer is a member of the American Institute of Certified Public Accountants and the California Society of Certified Public Accountants.

A graduate of UCLA with a bachelor's degree in business economics and minor in accounting, Cranmer was a sports marketing intern in the athletic department for three years. She currently resides in Walnut Creek with her husband, Max.


TAYLOR LIEN • Director, Business Operations

Taylor Lien joined the Pac-12 in July 2009 as a strategy intern, identifying and analyzing growth opportunities and assisting in the development of a strategic roadmap for the Conference. In December 2009, he was promoted to Manager, Business Development.

Lien was promoted in June 2012 to Director, Business Operations, where he oversees the research and analytics for the Pac-12's new initiatives. He is also responsible for the business strategy, revenue and contractual aspects of the Conference's major championship events, acts as a liaison between the Conference office and Pac-12 Enterprises, and is part of the team developing the Pac-12's international initiative, with a focus on China.

Lien is a 2009 graduate of the University of California, Berkeley with a bachelor's degree in business administration from the Haas School of Business.


MICHAEL ORTIZ • Director, Video Operations

Michael Ortiz was named Video Operations Director in May 2012. Ortiz manages the day-to-day video operations at the Pac-12, including oversight of the Conference's Command Center for its officiating programs and instant replay technologies.

Ortiz came to the Pac-12 from Oregon State, where he served as the Football Video Director since 2007, overseeing management of the OSU football video department. Ortiz responsibilities included managing the coaching analysis information network, maintained hardware and software, overseeing video crews and creating videos for football-related functions and the recruitment process. Prior to Oregon State, Ortiz was the Assistant Video Director at both the University of Washington and the University of Colorado. Ortiz was voted Pac-12 Video Coordinator of the year by his peers for the 2009-10 and 2012-13 seasons and was a finalist for the National Video Coordinator of the year.

Ortiz is a graduate of the University of Colorado with a bachelor's degree in broadcast journalism.


CARRIE XU • Senior Manager, International

Carrie Xu joined the Pac-12 in November 2012 as the Conference's first Senior Manager, International. Xu is responsible for all aspects of the Pac-12's globalization initiative aimed to proactively promote the Conference and its member institutions to new audiences through educational collaboration, cultural exchange and sport.

Prior to the Pac-12, Xu worked for Nike on its basketball initiatives, product marketing and merchandising in China. Xu began her career as a management trainee at Unilever China in Shanghai.

A Shanghai native, Xu graduated from Fudan University in China with a bachelor's degree in economics. Xu also holds an MBA from the Marshall Business School at the University of Southern California.



IN JA HALCOMB • Executive Assistant to the Commissioner

In Ja Halcomb was named Executive Assistant to the Commissioner in July 2012. Halcomb provides administrative assistance to the Commissioner.

Halcomb joined the Pac-12 after nine years as an Executive Assistant for Maloof Sports and Entertainment, where she assisted the company President with daily administration and business operations for the Sacramento Kings and Power Balance Pavilion. Halcomb worked directly with the executive management team, including the finance, sales, marketing and operations departments.



LINA DIAZ • Assistant Director of Business and Finance

Lina Diaz was promoted to Assistant Director of Business and Finance in February 2006. She assists the Chief Financial Officer and Controller with maintaining the Conference's financial records and disbursement of funds.

Diaz joined the Pac-12 in October of 1991, but had worked in other part-time temporary capacities for the Conference since March of 1989 before joining the staff on a full-time basis.

A native of the Philippines, Diaz is a graduate of Far Eastern University in Manila with a degree in Commerce with an emphasis in banking and finance. She had worked in various secretarial positions around the Bay Area before joining the Pac-12.



ANNA KAREFA-JOHNSON • Event Marketing Manager

Anna Karefa-Johnson joined the Pac-12 in July 2012. She is responsible for executing the Pac-12 branding initiative while managing the Conference's live events, partner activations, premium items and merchandising.

Prior to joining the Pac-12, Karefa-Johnson worked with UMCA Sports where she managed event production for clients such as Nike Basketball, LRMR, The LeBron James Family Foundation and King's Academy Basketball Camp. She has also held public relations internships with the Los Angeles Lakers, Baltimore Ravens and the NFLPA.

Karefa-Johnson holds a bachelor's degree in communication from the University of Southern California. She also earned a master's in sports industry management from Georgetown University.




AMY ZIRKLE • Interactive Marketing Manager

Amy Zirkle was named the Interactive Marketing Manager in August 2012. She is responsible for promoting the business interest of the Conference through both strategy and design. Zirkle is the in-house designer for the Conference for web, social, digital, special events and championships. Zirkle works on upholding the Pac-12's values of integrity and heritage while focusing on helping to continue the transformation of the Pac-12 into the new digital media era.

Zirkle came to the Pac-12 from working as a senior marketing and web designer for consumer product companies in North Carolina. She also has nine years of experience working with the Baltimore Orioles as part of the community and media relations teams, as well as a productions crew member.

Zirkle graduated with a bachelor of marketing degree from University of Maryland. She also has an associate degree in specialized technology in graphic design from the Art Institute of York, Pa.



RONNY BUSH • Operations Manager

Ronny Bush was named the Operations Manager in October 2012. He is responsible for coordinating event logistics for the Pac-12 Football Championship Game and the Pac-12 Men's Basketball Tournament including facilities, transportation, team operations, and event timelines.

Prior to joining the Pac-12, Bush worked as a Marketing Assistant at the University of Washington where he was responsible for the marketing and game-day production of volleyball, gymnastics, baseball, and track and field. He also assisted with the marketing and promotions for Husky Football and Men's Basketball games. Prior to working in marketing, Bush was an intern with the event management department, assisting in the operations and coordination of home athletic, university, and special events.

Bush is a graduate of Washington State University where he earned a bachelor of arts in sport management in 2010.



CHERYL WONG • Sports Management Manager

Cheryl Wong was named sports management manager in August 2012. Her primary responsibilities include assisting the Conference's multiple officiating programs, as well as serving as the sports liaison for wrestling. As part of the sports management team, she will also assist with the Pac-12 Football Championship Game, as well as, the men's and women's basketball tournaments.

Wong came to the Pac-12 from the University of California where she was the travel coordinator. While there, she successfully researched and secured airfare, local and road transportation, and lodging for all of Cal's 29 varsity teams. She also was the primary contact for the Cal football airplane charter. In addition to being the travel coordinator, Wong was also part of the event management football game day staff for three seasons.

Wong is a graduate of UCLA where she received a bachelor of arts in the study of religion. She also earned a master's in education with a major in sport administration from the University of Miami.



JAIMIE ALFIERI • Video Operations Coordinator

Jamie Alfieri joined the Pac-12 Conference as Video Operations Coordinator in September 2013. She assists the Director of Video Operations in overseeing all Video Coordinators in the Conference, as well as providing video and video support for officials and networks.

Alfieri previously worked as a ticker operator and logger with Pac-12 Enterprises, writing on-air headlines for breaking news stories and archiving games for highlight package purposes. Prior to joining the Pac-12, she served as the head student video editor for the Oregon State University Football Video Department, where she edited practices and games and organized editing crews.

Alfieri graduated from Oregon State University in May 2012.



KYRA GEITHMAN • Communications Fellow

Kyra Geithman joined the Pac-12 as a Communications Fellow in July 2013. Geithman is a 2013 graduate of Arizona State University with a bachelor's degree in journalism and mass communication with a minor in design studies.

Prior to joining the Pac-12, Geithman was a intern in the ASU sports information department, assisting in media relations efforts for softball, volleyball and swimming. She wrote recaps, game notes and previews for publication to TheSunDevils.com, assisted with game-day operations, designed graphics and interactive content for publications and updated social media. Geithman was also a community assistant in a residence hall of 1,200 students providing mentoring and advising to students.



SEAN HARRIS • Administrative Fellow

Sean Harris joined the Pac-12 as an Administrative Fellow in July 2013. Harris graduated from Washington State University in 2013 with a bachelor's degree in sport management with a emphasis on business administration.

Harris was a student intern for the WSU Foundation on the annual giving and special gifts team. He helped receive and organize donations as well as hosting foundation sponsored events and fundraisers. Harris worked in the WSU tutoring services providing fellow student-athletes with professional assistance in sport management courses. Harris was a four-year varsity letter award recipient for the track and field team while at WSU.



SARAH JENNINGS • Communications Fellow

Sarah Jennings joined the Pac-12 as a Communications Fellow in July 2012. Jennings is a 2010 graduate of the University of Washington with a bachelor's degree in communication and earned her master's in Sport Administration and Leadership from Seattle University in June 2013.

Jennings was most recently a graduate assistant in the sports information department at the University of Washington. She worked with the men's and women's crew programs managing the crew pages on the athletics website including writing feature stories, press releases event previews and notes. In addition, Jennings traveled with the teams to events and worked in planning and execution of events such as the Windemere Cup.




Meghan Cesnik
Administrative Assistant
Front Desk Coordinator



Wendy Heredia
Senior Administrative
Assistant
Marketing & Communications



Lytisha Santiago
Executive Assistant
Business Affairs & CFO



Michelle Zumalt
Administrative Assistant
Deputy Commissioner & COO



TONY CORRENTE • Coordinator of Football Officiating

Tony Corrente was appointed Coordinator of Football Officiating in June 2011. He officiated 20 seasons as a collegiate official, including 13 seasons at the Division I level. He has spent 16 seasons in the National Football League where he has been awarded the opportunity to officiate in the NFL postseason as either an on field official or as an alternate in 15 of his 16 seasons with the league. His postseason assignments have included two NFL Europe "World Bowls", two American Bowls (Sydney and Tokyo), the Pro Bowl, three Conference Championships and a pair of Super Bowls (XL and XLI).

Outside of his officiating profession, Corrente has earned his bachelors degree from Cal State Fullerton, and a masters degree in education from Azusa Pacific University. He is currently a high school educator in social sciences.



BOBBY DIBLER • Coordinator of Men's Basketball Officiating

Bobby Dibler enters his 15th year with the Mountain West after working in a similar capacity at the Western Athletic Conference from 1992-98. Prior to his duties of coordinating officials for the Conference, he was a WAC basketball official for 19 years. Dibler has also officiated in the Southwest Athletic (1973-93), Big West (1982-93), Pacific-10 (1982-86, 1988-1993), Big Eight (1981-82), and Missouri Valley (1973-82) conferences. During his 20 years as an official, he worked 14 NCAA tournaments, including three Final Fours, and several NIT games. Dibler was also employed with the Proctor and Gamble Distributing Company as an Account Executive/Operations Manager for 31 years before retiring in December 1999.



VIOLET PALMER • Coordinator of Women's Basketball Officiating

A pioneer in refereeing, Violet Palmer was named the Conference's Coordinator of Women's Basketball Officiating in May 2010. The first woman to officiate a major U.S. professional sport at the highest level when she became a referee in the National Basketball Association (NBA) in 1997, Palmer has been on the NBA's officiating roster for 13 years and is the only woman among the league's officiating staff.

Palmer has officiated NBA playoff games and the WNBA Championships. Prior to joining the professional ranks, she spent nine seasons officiating at the collegiate level, including five NCAA Women's Final Fours and two National Championship games.

Palmer's duties with the Pac-12 will include implementing the Conference's officiating program, as well as identifying, recruiting and assigning referees. Palmer's strength and focus on education and training will further develop the Conference's officials and elevate them to the next level.

Palmer is a native of Los Angeles and a four-year letterwinner at Cal Poly Pomona where she led the Broncos to the 1985 and 1986 NCAA crowns.



DAN PEDERSEN • Coordinator of Baseball Officiating

Dan Pedersen was named Coordinator of Baseball Officiating in July 2002. He spent 24 years as an NCAA Division I umpire and retired from the field in 2003. He has worked five College World Series (youngest at age 26) and more than twenty NCAA regional championships. He also worked the 1991 Pan American Games in Havana, Cuba, and is a former professional umpire.

Prior to joining the Pac-12 staff, Pedersen served as Supervisor of Baseball Umpires for the Western Athletic Conference. Under his guidance, the WAC program became one of the most successful in the nation. There is a tremendous contrast between his professional career and his baseball career. Dan spent 17 years managing programs within the space launch industry and is now serving in a senior management position developing and manufacturing the next generation of advanced avionics.

Pedersen holds a bachelor of science degree in business management. He and his wife, Melissa, have two children, Brady and Alyssa, and reside in San Diego, Calif.



JOANNE VENDITTO • Coordinator of Softball Officiating

Joanne Venditto was appointed the newly created Coordinator of Softball Officiating in June 2003. She brings more than two decades of experience with assigning and coordinating softball programs, including 10 years at the Division I level.

From 2001-03, Venditto served as Softball Umpire Liaison for the Pac-10, helping to facilitate communication between Pac-12 coaches and umpires, disseminating playing rule interpretations and assisting in the standardization of umpiring mechanics. She spent two years as Coordinator of Softball Umpires for the Big West Conference and has also assigned for the California Collegiate Athletic Conference (CCAA), the NAIA and the Western State Community College Conference. In addition to her work with conferences, Venditto coordinated four workshops in 2002-03 as part of the NCAA Umpire Development Program. As an official, she worked full Division I and Division II schedules from 1980-1991.

Venditto holds a degree in recreation administration from California State University Northridge.



SANDRA HUNT • Coordinator of Women's Soccer

Sandra Hunt was named Coordinator of Women's Soccer Officiating in April of 2009. Her duties include implementing the Conference's officiating program in women's soccer, as well as identifying, recruiting, training, assigning and evaluating referees for matches at Pac-12 institutions.

Hunt spent 17 years as an on-field official before retiring in 2004, representing the United States on officiating crews at a number of international events, including the 1999 and 2003 FIFA Women's World Cup, and the 2000 Olympic Games. Her experiences cover all levels of soccer, including the collegiate level where she was assigned the national championship game at the NCAA Women's College Cup twice. In 1998, she became one of the first two women to referee a game in Major League Soccer (MLS) and has also officiated in the Women's United Soccer Association (WUSA) professional league.

She is one of only 23 United States Soccer Federation (U.S.S.F.) national assessors designated a match inspector and is currently serving on the Board of Directorship for the U.S. Soccer Committee, National Association of Sports Officials (NASO) and Whatcom Sports Commission. Hunt a graduate of Seattle Pacific University with a degree in leisure and recreation.



CHARLIE BROWN • Coordinator of Women's Volleyball Officiating

Charlie Brown was appointed Coordinator of Women's Volleyball Officiating in December 1994. For more than 20 years, he's excelled in the sport as an athlete, high school coach and referee.

Until recently, Brown had coached the girl's team at Granada HS in Livermore, Calif., where his program was consistently among the best in the state. As a referee, he's worked nationally with all levels of competition, particularly the U.S. Sports Festival. Professionally, Brown is employed by Lawrence Livermore Laboratory, where he's involved with project management and design engineering.

NCAA TEAM TITLES WON BY CONFERENCE (ALL-TIME)

**NCAA TITLES WON BY CONFERENCE
(all-time)***

TEAM	INDIVIDUAL
1. Pac-12.....459	1. Pac-12.....2,123
2. Big Ten.....262	2. Big Ten.....1,628
3. SEC.....204	3. SEC.....1,292
4. Big 12.....160	4. Big 12.....966
5. ACC.....127	5. Ivy.....422
6. Ivy.....95	6. ACC.....369
7. Big East.....74	7. Big East.....359
8. Conference USA.....47	8. Conference USA.....346
9. Western Athletic.....43	9. Western Athletic.....175
10. West Coast.....30	10. Mountain West.....147

**NCAA TEAM TITLES WON BY CONFERENCE
(ALL-TIME)**

MEN	WOMEN
1. Pac-12.....309	1. Pac-12.....150
2. Big Ten.....221	2. SEC.....90
3. Big 12.....130	3. ACC.....68
4. SEC.....114	4. Big Ten.....41
5. Ivy.....79	5. Big East.....26
6. ACC.....59	6. Big 12.....30
7. Big East.....48	7. Ivy.....16
8. Conference USA.....46	8. Colonial.....13
9. Western Athletic.....38	9. Big West.....9
10. West Coast.....23	10. West Coast.....7

**NCAA TEAM TITLES WON BY SCHOOL
(ALL-TIME)**

MEN	WOMEN
1. USC.....82	1. STANFORD.....43
2. UCLA.....72	2. UCLA.....37
3. STANFORD.....61	3. North Carolina.....29
4. Oklahoma State.....51	4. LSU.....25
5. Arkansas.....42	5. Texas.....22
6. Penn State.....34	6. Maryland.....19
7. Michigan.....33	7. Georgia.....18
8. Denver.....28	8. USC.....16
9. CALIFORNIA.....26	9. Florida.....13
Yale.....26	10. ARIZONA STATE.....12

**NCAA TEAM TITLES WON BY PAC-12 SCHOOLS
(ALL-TIME)**

MEN	WOMEN
USC.....82	Stanford.....43
UCLA.....72	UCLA.....37
Stanford.....61	USC.....16
California.....26	Arizona State.....12
Colorado.....21	Arizona.....11
Oregon.....13	Utah.....9
Arizona State.....11	California.....6
Utah.....11	Oregon.....8
Arizona.....7	Washington.....6
Oregon State.....3	Colorado.....2
Washington State.....2	TOTAL.....150
TOTAL.....309	

**NCAA INDIVIDUAL TITLES WON BY
CONFERENCE (ALL-TIME)**

MEN	WOMEN
1. Pac-12.....1,459	1. Pac-12.....664
Big Ten.....1,450	2. SEC.....611
3. Big 12.....749	3. Big 12.....217
4. SEC.....681	4. Big Ten.....178
5. Ivy.....384	5. ACC.....135
6. Big East.....278	6. Conference USA.....93
7. Conference USA.....253	7. Big East.....81
8. ACC.....234	8. Ivy.....38
9. Western Athletic.....168	9. West Coast.....23
10. Mountain West.....128	10. Missouri Valley.....19
	Mountain West.....19

**NCAA INDIVIDUAL TITLES WON BY SCHOOL
(ALL-TIME)**

MEN	WOMEN
1. USC.....309	1. STANFORD.....186
2. STANFORD.....269	2. Texas.....146
3. Michigan.....267	3. Florida.....141
4. Ohio State.....228	4. Georgia.....138
5. Texas.....176	5. LSU.....108
6. UCLA.....163	6. UCLA.....100
7. Oklahoma State.....161	7. ARIZONA.....91
8. CALIFORNIA.....145	8. CALIFORNIA.....73
9. Illinois.....144	9. USC.....69
10. Oklahoma.....135	10. Auburn.....51

**NCAA INDIVIDUAL TITLES WON BY PAC-12
SCHOOLS (ALL-TIME)**

MEN	WOMEN
1. USC.....309	1. Stanford.....186
2. Stanford.....269	2. UCLA.....100
3. UCLA.....163	3. Arizona.....91
4. California.....145	4. California.....73
5. Colorado.....109	5. USC.....69
6. Oregon.....81	6. Arizona State.....45
7. Washington State.....80	7. Oregon.....31
8. Arizona.....78	8. Utah.....24
9. Utah.....73	9. Washington.....17
10. Arizona State.....65	10. Colorado.....15
11. Washington.....55	11. Oregon State.....7
12. Oregon State.....32	12. Washington State.....6
TOTAL.....1,459	TOTAL.....664

* based on 2012-13 conference alignments

ALL-TIME NCAA CHAMPIONSHIPS BY SPORT » WOMEN'S SPORTS

BASKETBALL (4)

1982-83—USC
1983-84—USC
1989-90—Stanford
1991-92—Stanford

CROSS COUNTRY (11)

1983—Oregon
1987—Oregon
1997—Stanford
2000—Colorado
2003—Stanford
2004—Colorado
2005—Stanford
2006—Stanford
2007—Stanford
2008—Washington
2012—Oregon

GOLF (15)

1990—Arizona State
1991—UCLA
1993—Arizona State
1994—Arizona State
1995—Arizona State
1996—Arizona
1997—Arizona State
1998—Arizona State
2000—Arizona
2003—USC
2004—UCLA
2008—USC
2009—Arizona State
2011—UCLA
2013—USC

GYMNASTICS (15)

1982—Utah
1983—Utah
1984—Utah
1985—Utah
1986—Utah
1990—Utah
1992—Utah
1994—Utah
1995—Utah
1997—UCLA
2000—UCLA
2001—UCLA
2003—UCLA
2004—UCLA
2010—UCLA

ROWING (6)

1997—Washington
1998—Washington
2001—Washington
2005—California
2006—California
2009—Stanford

SOCCER (2)

2007—USC
2011—Stanford

SOFTBALL (23)

1982—UCLA
1984—UCLA
1985—UCLA
1988—UCLA
1989—UCLA

1990—UCLA
1991—Arizona
1992—UCLA
1993—Arizona
1994—Arizona
1996—Arizona
1997—Arizona
1999—UCLA
2001—Arizona
2002—California
2003—UCLA
2004—UCLA
2006—Arizona
2007—Arizona
2008—Arizona State
2009—Washington
2010—UCLA
2011—Arizona State

SWIMMING (13)

1983—Stanford
1989—Stanford
1992—Stanford
1993—Stanford
1994—Stanford
1995—Stanford
1996—Stanford
1997—USC
1998—Stanford
2008—Arizona
2009—California
2011—California
2012—California

TENNIS (20)

1982—Stanford
1983—USC
1984—Stanford
1985—USC
1986—Stanford
1987—Stanford
1988—Stanford
1989—Stanford
1990—Stanford
1991—Stanford
1997—Stanford
1999—Stanford
2001—Stanford
2002—Stanford
2004—Stanford
2005—Stanford
2006—Stanford
2008—UCLA
2010—Stanford
2013—Stanford

INDOOR TRACK (8)

2000—UCLA
2001—UCLA
2007—Arizona State
2008—Arizona State
2010—Oregon
2011—Oregon
2012—Oregon
2013—Oregon

OUTDOOR TRACK (6)

1982—UCLA
1983—UCLA
1985—Oregon
2001—USC
2004—UCLA
2007—Arizona State

VOLLEYBALL (14)

1981—USC
1984—UCLA
1990—UCLA
1991—UCLA
1992—Stanford
1995—Stanford
1996—Stanford
1997—Stanford
2001—Stanford
2002—USC
2003—USC
2004—Stanford
2005—Washington
2011—UCLA

WATER POLO (13)

2001—UCLA
2002—Stanford
2003—UCLA
2004—USC
2005—UCLA
2006—UCLA
2007—UCLA
2008—UCLA
2009—UCLA
2010—USC
2011—Stanford
2012—Stanford
2013—USC



UCLA won its first-ever NCAA title in baseball, the Pac-12's 28th all-time, by far more than any other conference in the country.



Oregon won its first NCAA title in women's cross country since 1987.

ALL-TIME NCAA CHAMPIONSHIPS BY SPORT » MEN'S SPORTS

BASEBALL (28)	1996—Stanford	1987—Utah	1962—USC	1934—Stanford	1990—USC
1947—California	1997—Stanford	1988—Utah	1963—USC	1935—USC	1993—UCLA
1948—USC	2001—Colorado	1991—Colorado	1964—USC	1936—USC	1995—UCLA
1957—California	2002—Stanford	1993—Utah	1965—UCLA	1937—USC	1996—UCLA
1958—USC	2003—Stanford	1995—Colorado	1966—USC	1938—USC	1997—Stanford
1961—USC	2004—Colorado	1996—Utah	1967—USC	1939—USC	1998—UCLA
1963—USC	2006—Colorado	1997—Utah	1968—USC	1940—USC	2000—UCLA
1965—Arizona State	2007—Oregon	1998—Colorado	1969—USC	1941—USC	2006—UCLA
1967—Arizona State	2008—Oregon	1999—Colorado	1970—UCLA	1942—USC	2010—Stanford
1968—USC		2003—Utah	1971—UCLA	1943—USC	
1969—Arizona State	GOLF (14)	2006—Colorado	1973—Stanford	1949—USC	WATER POLO (37)
1970—USC	1938—Stanford	2011—Colorado	1974—Stanford	1950—USC	1969—UCLA
1971—USC	1939—Stanford	2013—Colorado	1975—UCLA	1951—USC	1971—UCLA
1972—USC	1941—Stanford		1976—UCLA	1952—USC	1972—UCLA
1973—USC	1942—Stanford	SOCCER (4)	USC	1953—USC	1973—California
1974—USC	1946—Stanford	1985—UCLA	1977—Stanford	1954—USC	1974—California
1976—Arizona	1946—Stanford	1990—UCLA	1978—Stanford	1955—USC	1975—California
1977—Arizona State	1953—Stanford	1998—UCLA	1979—UCLA	1956—UCLA	1976—Stanford
1978—USC	1942—Stanford	2002—UCLA	1980—Stanford	1958—USC	1977—California
1980—Arizona	1946—Stanford		1981—Stanford	1961—USC	1978—Stanford
1981—Arizona State	1946—Stanford	SWIMMING (23)	1982—UCLA	1962—Oregon	1980—Stanford
1986—Arizona	1953—Stanford	1960—USC	1983—Stanford	1963—USC	1981—Stanford
1987—Stanford	1953—Stanford	1963—USC	1984—UCLA	1964—Oregon	1983—California
1988—Stanford	2007—Stanford	1964—USC	1986—Stanford	1965—Oregon	1984—California
1998—USC	2008—UCLA	1965—USC	1988—Stanford	USC	1985—Stanford
2006—Oregon State		1966—USC	1989—Stanford	1966—UCLA	1986—Stanford
2007—Oregon State	GYMNASTICS (13)	1967—Stanford	1990—Stanford	1967—USC	1987—California
2012—Arizona	1962—USC	1974—USC	1991—USC	1968—USC	1988—California
2013—UCLA	1968—California	1975—USC	1992—Stanford	1970—Oregon	1990—California
	1975—California	1976—USC	1993—USC	1971—UCLA	1991—California
BASKETBALL (16)	1984—UCLA	1977—USC	1994—USC	1972—UCLA	1992—California
1938-39—Oregon	1986—Arizona State	1979—California	1995—Stanford	1973—UCLA	1993—Stanford
1941-42—Stanford	1987—UCLA	1980—California	1996—Stanford	1976—USC	1994—Stanford
1943-44—Utah	1992—Stanford	1982—UCLA	1997—Stanford	1977—Arizona State	1995—UCLA
1958-59—California	1993—Stanford	1985—Stanford	1998—Stanford	1978—UCLA	1996—UCLA
1963-64—UCLA	1995—Stanford	1986—Stanford	2000—Stanford	1984—Oregon	1998—USC
1964-65—UCLA	1997—California	1987—Stanford	2002—USC	1987—UCLA	1999—UCLA
1966-67—UCLA	1998—California	1992—Stanford	2005—UCLA	1988—UCLA	2000—UCLA
1967-68—UCLA	2009—Stanford	1993—Stanford	2009—USC	2000—Stanford	2001—Stanford
1968-69—UCLA	2011—Stanford	1994—Stanford	2010—USC		2002—Stanford
1969-70—UCLA		1998—Stanford	2011—USC	VOLLEYBALL (25)	2003—USC
1970-71—UCLA	SKIING (28)	2008—Arizona	2012—USC	1970—UCLA	2004—UCLA
1971-72—UCLA	1959—Colorado	2011—California		1971—UCLA	2005—USC
1972-73—UCLA	1960—Colorado	2012—California	INDOOR TRACK (5)	1972—UCLA	2006—California
1974-75—UCLA	1972—Colorado		1967—USC	1974—UCLA	2007—California
1994-95—UCLA	1973—Colorado	TENNIS (53)	1972—USC	1975—UCLA	2008—USC
1996-97—Arizona	1974—Colorado	1946—USC	1977—Wash. State	1976—UCLA	2009—USC
	1975—Colorado	1950—UCLA	2008—Arizona State	1977—USC	2010—USC
BOXING (1)	1976—Colorado	1951—USC	2009—Oregon	1979—UCLA	2011—USC
1937—Wash. State	1977—Colorado	1952—UCLA		1980—USC	2012—USC
	1978—Colorado	1953—UCLA	OUTDOOR TRACK (45)	1981—UCLA	
CROSS COUNTRY (14)	1979—Colorado	1954—UCLA	1922—California	1982—UCLA	WRESTLING (1)
1961—Oregon State	1981—Utah	1955—USC	1925—Stanford	1983—UCLA	1988—Arizona State
1971—Oregon	1982—Colorado	1956—UCLA	1926—USC	1984—UCLA	
1973—Oregon	1983—Utah	1958—USC	1928—Stanford	1987—UCLA	
1974—Oregon	1984—Utah	1960—UCLA	1930—USC	1988—USC	
1977—Oregon	1986—Utah	1961—UCLA	1931—USC	1989—UCLA	

ALL-TIME NON-NCAA CHAMPIONSHIPS BY SPORT » MEN'S SPORTS

FOOTBALL (Polls)	ROWING (28)	1937—Washington	1976—California
1954—UCLA (UPI)	(IRA: pre-1979;	1939—California	1984—Washington
1962—USC (AP, UPI)	Cincinnati Regatta; 1982-)	1940—Washington	1997—Washington
1967—USC (AP, UPI)		1941—Washington	1999—California
1972—USC (AP, UPI)		1948—Washington	2000—California
1974—USC (UPI)		1926—Washington	2002—California
1978—USC (UPI)		1928—California	2007—Washington
1991—Washington		1932—California	2009—Washington
(UPI, USA)		1934—California	2011—Washington
2003—USC (AP)		1935—California	
2004—USC (BCS)		1936—Washington	

PAC-12 CHAMPIONSHIPS

BY SCHOOL » MEN'S TITLES

SPORT	ARIZ	ASU	CAL	COLO	ORE	OSU	STAN	UCLA	USC	UTAH	WASH	WSU
Baseball	4	10	23	0	12	12	16	8	37	0	14	22
Basketball	12	0	15	0	3	12	11	31	7	0	12	2
Cross Country	6	0	0	2	16	0	12	2	1	0	2	4
Football	1	3	14	0	10	5	13	17	38	0	15	4
Golf	3	12	2	0	3	0	7	5	20	0	6	0
Gymnastics*	0	1	13	0	4	0	2	9	1	0	3	0
Rowing	0	0	16	0	0	0	0	5	0	0	34	0
Soccer	0	0	3	0	0	0	1	8	0	0	1	0
Swimming	0	0	4	0	4	2	51	2	24	0	20	1
Tennis	0	0	6	0	0	0	22	37	32	0	41	0
Track & Field	0	1	3	0	16	1	5	18	41	0	9	5
Water Polo*	0	0	13	0	0	0	11	11	4	0	0	0
Wrestling	0	16	0	0	3	20	0	1	0	0	3	1
TOTALS	26	43	112	2	71	52	151	154	205	0	160	39



The Pac-12 hosts championships in 14 sports throughout the school year, including basketball, cross country, golf, rowing, swimming & diving, and tennis for both men's and women's. The Conference also hosts championships in women's gymnastics and wrestling.

* Pac-10 Championship until 1992, when the Mountain Pacific Sports Federation was founded.

Others: Baseball (Portland State 1), Basketball (Idaho 2), Cross Country (Idaho 1), Wrestling (Boise State 6, Cal State Bakersfield 1)

^ Two titles later vacated due to NCAA penalty

BY SCHOOL » WOMEN'S TITLES

SPORT	ARIZ	ASU	CAL	COLO	ORE	OSU	STAN	UCLA	USC	UTAH	WASH	WSU
Basketball	1	1	1	0	2	0	22	1	2	0	3	0
Cross Country	0	0	0	1	8	0	15	0	0	0	3	0
Golf	7	8	2	0	0	0	1	5	4	0	0	0
Gymnastics	0	0	0	0	0	6	5	16	0	0	0	0
Rowing	0	0	10	0	0	0	0	2	1	0	14	0
Soccer	0	0	1	0	0	0	9	9	1	0	1	0
Softball	10	2	3	0	1	1	1	9	0	0	3	0
Swimming	4	0	2	0	0	0	19	2	0	0	0	0
Tennis	0	0	1	0	0	0	24	1	3	0	9	2
Track & Field	0	3	0	0	7	0	1	15	1	0	0	0
Volleyball	1	0	1	0	0	0	15	7	4	0	2	0
TOTALS	23	14	21	1	18	7	112	67	16	0	35	2

TOTAL PAC-12 CHAMPIONSHIPS MEN'S & WOMEN'S

Stanford	263
UCLA	221
USC	221^
Washington	195
California	133
Oregon	89
Oregon State	59
Arizona State	57
Arizona	49
Washington State	41^
Colorado	3

Note: Championships includes ties. Championships also includes titles won where sports were split into Northern and Southern Division.
^ Two titles later vacated due to NCAA penalty



In 2012, Stanford won its sixth Pac-12 regular-season title in seven years.



California snapped Stanford's streak of 31-consecutive Pac-12 Championship wins in men's swimming & diving in 2013.

ALL-TIME PAC-12 CHAMPIONSHIPS BY SPORT » MEN'S SPORTS

BASEBALL	1956 — Washington State	2001 — USC	1968-69 — UCLA	1989 — Oregon
1916 — California	1957 — California	2002 — USC	1969-70 — UCLA	1990 — Oregon
1917 — California	1958 — USC	2003 — Stanford	1970-71 — UCLA	1991 — Arizona
1918 — Oregon	1959 — USC	2004 — Stanford	1971-72 — UCLA	1992 — Oregon
1919 — Washington	1960 — California (So.)	2005 — Oregon State	1972-73 — UCLA	1993 — Washington
1920 — California	USC (So.)	2006 — Oregon State	1973-74 — UCLA	1994 — Washington
1921 — California	Washington State (No.)	2007 — Arizona State	1974-75 — UCLA	1995 — Oregon
1922 — Washington	1961 — USC (So.)	2008 — Arizona State	1975-76 — UCLA	1996 — Stanford
1923 — California (So.)	Washington State (No.)	2009 — Arizona State	1976-77 — UCLA	1997 — Stanford
Washington (No.)	1962 — USC (So.)	2010 — Arizona State	1977-78 — UCLA	1998 — Stanford
1924 — California	Oregon State (No.)	2011 — UCLA	1978-79 — UCLA	1999 — Arizona
USC	1963 — USC (So.)	2012 — Arizona, UCLA	1979-80 — Oregon State	2000 — Stanford
Stanford	Oregon State (No.)	2013 — Baseball	1980-81 — Oregon State	2001 — Stanford
1925 — Stanford (So.)	1964 — USC (So.)	BASKETBALL	1981-82 — Oregon State	2002 — Stanford
Washington (No.)	Oregon (No.)	1915-16 — Oregon State	1982-83 — UCLA	2003 — Stanford
1926 — California (So.)	1965 — USC (So.)	1916-17 — Oregon State	1983-84 — Oregon State	2004 — Stanford
Washington (No.)	Washington State (No.)	California	Washington	2005 — Stanford
1927 — USC (So.)	1966 — Stanford (So.)	1916-17 — Washington State	1984-85 — USC	2006 — Oregon
Stanford (So.)	California (So.)	1918-19 — Oregon	Washington	2007 — Oregon
California (So.)	Washington State (No.)	1919-20 — Stanford	1985-86 — Arizona	2008 — Oregon
Washington State (No.)	1967 — Stanford	1920-21 — Stanford	1986-87 — UCLA	2009 — Stanford
1928 — California (So.)	1968 — USC	California	1987-88 — Arizona	2010 — Stanford
Oregon (No.)	1969 — UCLA	1921-22 — Idaho	1988-89 — Arizona	2011 — Colorado
Washington State (No.)	1970 — USC	1922-23 — Idaho	1989-90 — Arizona	2012 — Colorado
1929 — California (So.)	1971 — USC	1923-24 — California	Oregon State	FOOTBALL
Washington (No.)	1972 — USC	1924-25 — California	1990-91 — Arizona	1916 — Washington
1930 — USC (So.)	1973 — USC	1925-26 — California	1991-92 — UCLA	1917 — Washington State
Washington (No.)	1974 — USC	1926-27 — California	1992-93 — Arizona	1918 — California
1931 — Stanford (So.)	1975 — USC	1927-28 — USC	1993-94 — Arizona	1919 — Washington
USC (So.)	1976 — UCLA (So.)	1928-29 — California	1994-95 — UCLA	Oregon
Washington (No.)	Washington State (No.)	1929-30 — USC	1995-96 — UCLA	1920 — California
1932 — California (So.)	1977 — USC	1930-31 — Washington	1996-97 — UCLA	1921 — California
Washington (No.)	1978 — USC	1931-32 — California	1997-98 — Arizona	1922 — California
1933 — California (So.)	1979 — UCLA	1932-33 — Oregon State	1998-99 — Stanford	1923 — California
Washington State (No.)	1980 — Arizona	1933-34 — Washington	1999-00 — Arizona	1924 — Stanford
1934 — California (So.)	California	1934-35 — USC	Stanford	1925 — Washington
Oregon (No.)	1981 — Arizona State	1935-36 — Stanford	2000-01 — Stanford	1926 — Stanford
1935 — California (So.)	1982 — Arizona State	1936-37 — Stanford	2001-02 — Arizona	1927 — USC
USC (So.)	1983 — Oregon State (No.)	1937-38 — Stanford	2002-03 — Arizona	Stanford
Oregon (No.)	Stanford (So.)	1938-39 — Oregon	2003-04 — Stanford	1928 — USC
1936 — USC (So.)	1984 — Arizona State (So.)	1939-40 — USC	2004-05 — Washington	1929 — USC
Washington State (No.)	Washington State (No.)	1940-41 — Washington State	2005-06 — UCLA	1930 — Washington State
1937 — USC (So.)	Portland State (No.)	1941-42 — Stanford	2006-07 — UCLA	1931 — USC
Oregon (No.)	1985 — Stanford (So.)	1942-43 — Washington	2007-08 — UCLA	1932 — USC
1938 — California (So.)	Washington State (No.)	1943-44 — Washington	2008-09 — Washington	1933 — Oregon
Oregon State (No.)	1986 — UCLA (So.)	California	2009-10 — California	Stanford
Washington State (No.)	Oregon State (No.)	1944-45 — Oregon	2010-11 — Arizona	1934 — Stanford
1939 — USC (So.)	1987 — Stanford (So.)	UCLA	2011-12 — Washington	1935 — California
Oregon (No.)	Washington State (No.)	1945-46 — California	2012-13 — UCLA	Stanford
1940 — California (So.)	1988 — Arizona State (So.)	1946-47 — Oregon State	CROSS COUNTRY	UCLA
Oregon State (No.)	Washington State (No.)	1947-48 — Washington	1957 — Idaho	1936 — Washington
1941 — USC (So.)	1989 — Arizona (So.)	1948-49 — Oregon State	1958 — USC	1937 — California
Oregon (No.)	Washington State (No.)	1949-50 — UCLA	1969 — Oregon	1938 — California
1942 — USC (So.)	1990 — Stanford (So.)	1950-51 — Washington	1970 — Oregon	USC
Oregon (No.)	Washington State (No.)	1951-52 — UCLA	1971 — Washington State	1939 — USC
1943 — California (So.)	1991 — USC (So.)	1952-53 — Washington	1972 — Washington State	1940 — Stanford
Oregon (No.)	Washington State (No.)	1953-54 — USC	1973 — Oregon	1941 — Oregon State
Oregon State (No.)	1992 — Arizona (So.)	1954-55 — Oregon State	1974 — Washington State	1942 — UCLA
1944 — UCLA (So.)	Washington (No.)	1955-56 — UCLA	1975 — Washington State	1943 — USC
Washington State (No.)	1993 — Arizona State (So.)	1956-57 — California	1976 — Oregon	1944 — USC
1945 — California (So.)	Washington (No.)	1957-58 — Oregon State	1977 — Oregon	1945 — USC
Washington State (No.)	1994 — Stanford (So.)	California	1978 — Oregon	1946 — UCLA
1946 — USC (So.)	Oregon State (No.)	1958-59 — California	1979 — Oregon	1947 — USC
Oregon (No.)	1995 — USC (So.)	1959-60 — California	1980 — UCLA	1948 — Oregon
1947 — California	Washington State (No.)	1960-61 — USC	1981 — UCLA	California
1948 — USC	1996 — USC (So.)	1961-62 — UCLA	1982 — Oregon	1949 — California
1949 — USC	Washington (No.)	1962-63 — Stanford	1983 — Arizona	1950 — California
1950 — Washington State	1997 — Washington	UCLA	1984 — Arizona	1951 — Stanford
1951 — USC	1998 — Washington	1963-64 — UCLA	1985 — Stanford	1952 — USC
1952 — Oregon State	Stanford	1964-65 — UCLA	1986 — Arizona	1953 — UCLA
1953 — Stanford	2000 — Arizona State	1965-66 — Oregon State	1987 — Arizona	1954 — UCLA
1954 — Oregon	Stanford	1966-67 — UCLA	1988 — Oregon	1955 — UCLA
1955 — USC	UCLA	1967-68 — UCLA		

ALL-TIME PAC-12 CHAMPIONSHIPS BY SPORT » MEN'S SPORTS

1956 — Oregon State
 1957 — Oregon State
 Oregon
 1958 — California
 1959 — Washington
 USC
 UCLA
 1960 — Washington
 1961 — UCLA
 1962 — USC
 1963 — Washington
 1964 — Oregon State
 USC
 1965 — UCLA
 1966 — USC
 1967 — USC
 1968 — USC
 1969 — USC
 1970 — Stanford
 1971 — Stanford
 1972 — USC
 1973 — USC
 1974 — USC
 1975 — UCLA
 California
 1976 — USC
 1977 — Washington
 1978 — USC
 1979 — USC
 1980 — Washington
 1981 — Washington
 1982 — UCLA
 1983 — UCLA
 1984 — USC
 1985 — UCLA
 1986 — Arizona State
 1987 — USC
 UCLA
 1988 — USC
 1989 — USC
 1990 — Washington
 1991 — Washington
 1992 — Washington
 Stanford
 1993 — UCLA
 Arizona
 USC
 1994 — Oregon
 Washington
 1995 — USC
 Washington
 1996 — Arizona State
 1997 — Washington State
 UCLA
 1998 — UCLA
 1999 — Stanford
 2000 — Oregon
 Oregon State
 Washington
 2001 — Oregon
 2002 — USC
 Washington State
 2003 — USC
 2004 — USC^
 2005 — USC^
 2006 — USC
 California
 2007 — USC
 Arizona State
 2008 — USC
 2009 — Oregon
 2010 — Oregon
 2011 — Oregon
 2012 — Stanford

GOLF
 1958 — USC
 1959 — Oregon
 1960 — Stanford
 1961 — Washington
 1962 — USC
 1963 — Washington
 1964 — USC
 1965 — USC
 1966 — USC
 1967 — USC
 1968 — Stanford
 1969 — USC
 1970 — Stanford
 1971 — USC
 1972 — USC
 1973 — USC
 1974 — Stanford
 1975 — USC
 1976 — USC (So.)
 Oregon (No.)
 1977 — Stanford (So.)
 Oregon (No.)
 1978 — USC
 1979 — Arizona State
 1980 — USC
 1981 — Arizona State
 1982 — UCLA
 1983 — UCLA
 1984 — USC
 1985 — UCLA
 1986 — USC
 1987 — Arizona
 1988 — Washington
 1989 — Arizona State
 1990 — Arizona State
 1991 — Arizona
 1992 — Stanford
 1993 — Arizona State
 1994 — Stanford
 1995 — Arizona State
 1996 — Arizona State
 1997 — Arizona State
 1998 — Arizona State
 1999 — Arizona State
 2000 — Arizona State
 2001 — USC
 2002 — USC
 2003 — UCLA
 2004 — Arizona
 2005 — Washington
 2006 — UCLA
 2007 — USC
 2008 — Arizona State
 2009 — Washington
 2010 — Washington
 2011 — USC
 2012 — California
 2013 — California

GYMNASTICS
 1961 — California
 1962 — California
 USC
 1963 — Washington
 1964 — Washington
 1965 — Washington
 1966 — California
 1967 — UCLA
 1968 — California
 1969 — California
 1970 — California
 1971 — California

1972 — California
 1973 — California
 1974 — California
 1975 — California
 1976 — California
 1977 — Oregon
 1978 — Oregon
 1979 — Oregon
 1980 — Oregon
 1981 — UCLA
 1982 — UCLA
 1983 — UCLA
 1984 — UCLA
 1985 — Arizona State
 1986 — UCLA
 1987 — California
 1988 — UCLA
 1989 — UCLA
 1990 — Stanford
 1991 — UCLA
 1992 — Stanford

ROWING
 1960 — California
 1961 — Washington
 1962 — Washington
 1963 — Washington
 1964 — California
 1965 — Washington
 1966 — Washington
 1967 — UCLA
 1968 — Washington
 1969 — Washington
 1970 — UCLA
 1971 — Washington
 1972 — Washington
 1973 — Washington
 1974 — Washington
 1975 — Washington
 1976 — Washington
 1977 — Washington
 1978 — Washington
 1979 — California
 1980 — Washington
 1981 — Washington
 1982 — California
 1983 — Washington
 1984 — Washington
 1985 — Washington
 1986 — California
 1987 — UCLA
 1988 — UCLA
 1989 — UCLA
 1990 — Washington
 1991 — Washington
 1992 — Washington
 1993 — Washington
 1994 — California
 1995 — Washington
 1996 — Washington
 1997 — Washington
 1998 — California
 1999 — California
 2000 — California
 2001 — California
 2002 — California
 2003 — California
 2004 — Washington
 2005 — California
 2006 — California
 2007 — Washington
 2008 — Washington
 2009 — California

2010 — Washington
 2011 — Washington
 2012 — Washington
 2013 — Washington

SOCCER
 2000 — Washington
 2001 — Stanford
 2002 — UCLA
 2003 — UCLA
 2004 — UCLA
 2005 — UCLA
 2006 — California
 2007 — California
 2008 — UCLA
 2009 — UCLA
 2010 — California
 2011 — UCLA
 2012 — UCLA

SWIMMING
 1928 — USC
 1929 — Stanford
 1930 — Stanford
 1931 — Stanford
 1932 — Stanford
 1933 — Stanford
 1934 — Washington
 1935 — USC (So.)
 Oregon (No.)
 1936 — USC (So.)
 Oregon (No.)
 1937 — Stanford (So.)
 Oregon (No.)
 1938 — Stanford (So.)
 Oregon State (No.)
 1939 — USC (So.)
 Washington (No.)
 1940 — USC (So.)
 Washington (No.)
 1941 — California (So.)
 Washington (No.)
 1942 — USC (So.)
 Oregon (No.)
 1943 — Washington
 1946 — Stanford (So.)
 Washington (No.)
 1947 — Stanford (So.)
 Washington (No.)
 1948 — Stanford (So.)
 Washington (No.)
 1949 — USC (So.)
 Washington (No.)
 1950 — Stanford (So.)
 Washington State (No.)
 1951 — Stanford (So.)
 Washington (No.)
 1952 — Stanford (So.)
 Washington (No.)
 1953 — Stanford (So.)
 Washington (No.)
 1954 — Stanford (So.)
 Washington (No.)
 1955 — Stanford (So.)
 Washington (No.)
 1956 — Stanford (So.)
 Washington (No.)
 1957 — Stanford (So.)
 Oregon State (No.)
 1958 — Stanford (So.)
 Washington (No.)
 1959 — Stanford (So.)
 Washington (No.)

1961 — USC
 1962 — USC
 1963 — USC
 1964 — USC
 1965 — USC
 1966 — USC
 1967 — USC
 1968 — USC
 1969 — USC
 1970 — UCLA
 1971 — UCLA
 1972 — USC
 1973 — USC
 1974 — USC
 1975 — USC
 1976 — USC (So.)
 Washington (No.)
 1977 — USC (So.)
 Washington (No.)
 1978 — USC (So.)
 Washington (No.)
 1979 — USC
 1980 — California
 1981 — California
 1982 — Stanford
 1983 — Stanford
 1984 — Stanford
 1985 — Stanford
 1986 — Stanford
 1987 — Stanford
 1988 — Stanford
 1989 — Stanford
 1990 — Stanford
 1991 — Stanford
 1992 — Stanford
 1993 — Stanford
 1994 — Stanford
 1995 — Stanford
 1996 — Stanford
 1997 — Stanford
 1998 — Stanford
 1999 — Stanford
 2000 — Stanford
 2001 — Stanford
 2002 — Stanford
 2003 — Stanford
 2004 — Stanford
 2005 — Stanford
 2006 — Stanford
 2007 — Stanford
 2008 — Stanford
 2009 — Stanford
 2010 — Stanford
 2011 — Stanford
 2012 — Stanford
 2013 — California

TENNIS
 1928 — Stanford
 1929 — Stanford
 1930 — California
 1931 — Stanford
 1932 — UCLA
 1933 — California
 Stanford
 1934 — USC
 1935 — Stanford
 1936 — USC
 1937 — California
 1938 — USC (So.)
 Washington (No.)
 1939 — California (So.)
 Washington (No.)

ALL-TIME PAC-12 CHAMPIONSHIPS BY SPORT » MEN'S SPORTS

1940 — USC (So.)
Washington (No.)
1941 — USC (So.)
Washington (No.)
1942 — Stanford (So.)
Washington (No.)
1943 — USC (So.)
Washington (No.)
1944 — USC
1945 — UCLA
1946 — USC (So.)
Washington (No.)
1947 — UCLA (So.)
USC (So.)
Washington (No.)
1948 — UCLA (So.)
USC (So.)
Washington (No.)
1949 — UCLA (So.)
USC (So.)
Washington (No.)
1950 — USC (So.)
Washington (No.)
1951 — UCLA (So.)
Washington (No.)
1952 — California (So.)
UCLA (So.)
Washington (No.)
1953 — California (So.)
Washington (No.)
1954 — UCLA (So.)
Washington (No.)
1955 — USC (So.)
Washington (No.)
1956 — UCLA
Washington (No.)
1957 — UCLA (So.)
USC (So.)
Washington (No.)
1958 — UCLA
1959 — UCLA
1960 — UCLA
1961 — UCLA
1962 — USC
1963 — USC
1964 — USC
1965 — UCLA
1966 — USC
1967 — USC
1968 — USC
1969 — UCLA
1970 — UCLA
1971 — UCLA
1972 — Stanford
1973 — UCLA
1974 — Stanford
1975 — UCLA
1976 — UCLA (So.)
Washington (No.)
1977 — UCLA (So.)
Washington (No.)
1978 — Stanford (So.)
Washington (No.)
1979 — Stanford (So.)
Washington (No.)
1980 — Stanford (So.)
USC (So.)
Washington (No.)
1981 — UCLA (So.)
Washington (No.)
1982 — UCLA (So.)
Washington (No.)
1983 — Stanford (So.)
Washington (No.)

Washington (No.)
1984 — USC (So.)
Washington (No.)
1985 — UCLA (So.)
Washington (No.)
1986 — UCLA (So.)
Washington (No.)
1987 — USC (So.)
Washington (No.)
1988 — Stanford (So.)
Washington (No.)
1989 — UCLA (So.)
Washington (No.)
1990 — UCLA (So.)
Washington (No.)
1991 — USC (So.)
Washington (No.)
1992 — USC (So.)
Washington (No.)
1993 — USC (So.)
Washington (No.)
1994 — USC (So.)
Washington (No.)
1995 — Stanford (So.)
Washington (No.)
1996 — UCLA (So.)
Washington (No.)
1997 — Stanford (So.)
Washington (No.)
1998 — Stanford
1999 — Stanford
UCLA
2000 — Stanford
2001 — Stanford
2002 — UCLA
2003 — Stanford
2004 — UCLA
USC
2005 — UCLA
Washington
2006 — Stanford
UCLA
2007 — UCLA
2008 — USC
2009 — UCLA
2010 — Stanford
USC
2011 — USC
2012 — USC
2013 — UCLA

TRACK & FIELD

1919 — California
1920 — California
1921 — Washington
1922 — Washington
1923 — California
1924 — Oregon
1925 — Stanford
1926 — Stanford
1927 — Stanford
1928 — Washington
1929 — USC
1930 — USC (So.)
Washington (No.)
1931 — USC (So.)
Washington (No.)
1932 — USC (So.)
Washington (No.)
1933 — Washington State
1934 — Oregon
1935 — USC (So.)
Washington (No.)

1936 — USC
1937 — USC
1938 — USC
1939 — USC
1940 — USC
1941 — USC
1942 — USC
1943 — Washington
1944 — USC
1945 — USC
1946 — Oregon State
1947 — Washington
1948 — USC
1949 — USC
1950 — USC
1951 — USC
1952 — USC
1953 — USC
1954 — USC
1955 — USC
1956 — UCLA
1957 — USC
1958 — USC
1959 — USC
1960 — USC
1961 — USC
1962 — USC
1963 — USC
1964 — USC
1965 — Oregon
1966 — UCLA
1967 — Oregon
1968 — USC
1969 — UCLA
1970 — UCLA
1971 — UCLA
1972 — USC
1973 — UCLA
1974 — USC
1975 — USC
1976 — USC
1977 — USC
1978 — USC
1979 — Oregon
1980 — UCLA
1981 — Arizona State
1982 — UCLA
1983 — Washington State
1984 — Washington State
1985 — Washington State
1986 — Oregon
1987 — UCLA
1988 — UCLA
1989 — UCLA
1990 — Oregon
1991 — Washington State
1992 — UCLA
1993 — UCLA
1994 — UCLA
1995 — UCLA
1996 — UCLA
1997 — USC
1998 — UCLA
1999 — USC
2000 — USC
2001 — Stanford
2002 — Stanford
2003 — Oregon
2004 — UCLA
2005 — Oregon
2006 — USC
2007 — Oregon
2008 — Oregon

2009 — Oregon
2010 — Oregon
2011 — Oregon
2012 — Oregon
2013 — Oregon

WATER POLO

1960 — California
1961 — California
USC
1962 — USC
1963 — USC
1964 — USC
UCLA
Stanford
1965 — UCLA
1966 — UCLA
1967 — UCLA
1968 — UCLA
1969 — UCLA
1970 — UCLA
1971 — UCLA
1972 — UCLA
1973 — California
1974 — UCLA
1975 — California
UCLA
Stanford
1976 — Stanford
1977 — Stanford
1978 — Stanford
1979 — California
1980 — Stanford
California
1981 — Stanford
1982 — Stanford
1983 — California
1984 — Stanford
1985 — Stanford
1986 — Stanford
1987 — California
1988 — California
1989 — California
1990 — California
1991 — California
1992 — California

WRESTLING

1963 — Washington State
1964 — UCLA
1965 — Oregon State
1966 — Oregon State
1967 — Oregon State
1968 — Oregon State
1969 — Oregon State
1970 — Oregon State
1971 — Washington
1972 — Washington
Oregon State
1973 — Oregon State
1974 — Washington
1975 — Oregon
1976 — Oregon State
1977 — Oregon State
1978 — Oregon State
1979 — Oregon State
1980 — Arizona State
1981 — Oregon
1982 — Oregon
1983 — Oregon State
1984 — Oregon State
1985 — Arizona State
1986 — Arizona State
1987 — Arizona State
1988 — Arizona State
1989 — Arizona State
1990 — Arizona State
1991 — Arizona State
1992 — Oregon State
1993 — Arizona State
1994 — Oregon State
1995 — Arizona State
1996 — Cal State Bakersfield
1997 — Arizona State
1998 — Arizona State
1999 — Boise State
2000 — Boise State
2001 — Arizona State
2002 — Boise State
2003 — Arizona State
2004 — Boise State
2005 — Arizona State
2006 — Arizona State
2007 — Oregon State
2008 — Boise State
2009 — Boise State
2010 — Oregon State
2011 — Boise State
2012 — Oregon State
2013 — Oregon State

ALL-TIME PAC-12 CHAMPIONSHIPS BY SPORT » WOMEN'S SPORTS

BASKETBALL	GOLF		SWIMMING	TRACK & FIELD
1986-87 — USC	1987 — Arizona State	2001 — Washington	1987 — Stanford	1987 — UCLA
1987-88 — Washington	1988 — Arizona State	2002 — Washington	1988 — Stanford	1988 — UCLA
1988-89 — Stanford	1989 — USC	2003 — Washington	1989 — Stanford	1989 — UCLA
1989-90 — Stanford	1990 — UCLA	2004 — California	1990 — Stanford	1990 — UCLA
Washington	1991 — UCLA	2005 — California	1991 — Stanford	1991 — Oregon
1990-91 — Stanford	1992 — Arizona	2006 — California	1992 — Stanford	1992 — Oregon
1991-92 — Stanford	1993 — Arizona State	2007 — USC	1993 — Stanford	1993 — UCLA
1992-93 — Stanford	1994 — Arizona State	2008 — California	1994 — Stanford	1994 — UCLA
1993-94 — USC	1995 — Arizona State	2009 — California	1995 — Stanford	1995 — UCLA
1994-95 — Stanford	1996 — Arizona State	2010 — California	1996 — Stanford	1996 — USC
1995-96 — Stanford	1997 — Arizona	2011 — California	1997 — Stanford	1997 — UCLA
1996-97 — Stanford	1998 — Arizona	2012 — California	1998 — Stanford	1998 — UCLA
1997-98 — Stanford	1999 — Stanford	2013 — California	1999 — Stanford	1999 — UCLA
1998-99 — UCLA	2000 — Arizona		2000 — Arizona	2000 — UCLA
Oregon	2001 — Arizona	SOCCER	2001 — UCLA	2001 — UCLA
1999-00 — Oregon	2002 — Arizona	1993 — Stanford	2002 — Stanford	2002 — UCLA
2000-01 — Arizona State	2003 — California	1994 — None	2003 — UCLA	2003 — UCLA
Stanford	2004 — UCLA	1995 — Stanford	2004 — Stanford	2004 — UCLA
Washington	2005 — UCLA	1996 — Stanford	2005 — Stanford	2005 — Stanford
2001-02 — Stanford	2006 — UCLA	1997 — UCLA	2006 — Arizona	2006 — Arizona State
2002-03 — Stanford	2007 — Arizona State	1998 — UCLA	2007 — Arizona	2007 — Arizona State
2003-04 — Arizona	2008 — USC	USC	2008 — Arizona	2008 — Arizona State
Stanford	2009 — Arizona State	California	2009 — California	2009 — Oregon
2004-05 — Stanford	2010 — Arizona	1999 — Stanford	2010 — Stanford	2010 — Oregon
2005-06 — Stanford	2011 — USC	2000 — Washington	2011 — Stanford	2011 — Oregon
2006-07 — Stanford	2012 — California	2001 — UCLA	2012 — California	2012 — Oregon
2007-08 — Stanford	2013 — USC	2002 — Stanford	2013 — Stanford	2013 — Oregon
2008-09 — Stanford		2003 — UCLA		
2009-10 — Stanford		2004 — UCLA		
2010-11 — Stanford	GYMNASTICS	2005 — UCLA	TENNIS	VOLLEYBALL
2011-12 — Stanford	1987 — UCLA	2006 — UCLA	1987 — California (So.)	1986 — UCLA
2012-13 — California/Stanford	1988 — UCLA	2007 — UCLA	Washington (No.)	1987 — Stanford
	1989 — UCLA	2008 — UCLA	1988 — Stanford (So.)	1988 — UCLA
	1990 — UCLA	2009 — Stanford	Washington (No.)	1989 — UCLA
CROSS COUNTRY	1991 — Oregon State	2010 — Stanford	1989 — Stanford (So.)	1990 — UCLA
1986 — Oregon	1992 — Oregon State	2011 — Stanford	Washington (No.)	1991 — Stanford
1987 — Oregon	1993 — UCLA	2012 — Stanford	1990 — Stanford (So.)	1992 — UCLA
1988 — Oregon	1994 — Oregon State		Washington (No.)	1993 — UCLA
1989 — Washington	1995 — UCLA	SOFTBALL	1991 — Stanford (So.)	1994 — Stanford
1990 — Oregon	1996 — Oregon State	1987 — California	Washington (No.)	1995 — Stanford
1991 — Oregon	1997 — UCLA	1988 — UCLA	1992 — Stanford (So.)	1996 — Stanford
1992 — Oregon	1998 — Stanford	1989 — UCLA	Washington (No.)	1997 — Stanford
1993 — Stanford	1999 — UCLA	1990 — UCLA	1993 — Stanford (So.)	1998 — Stanford
1994 — Stanford	2000 — UCLA	1991 — UCLA	Washington (No.)	1999 — Stanford
1995 — Oregon	2001 — Stanford	1992 — Arizona	1994 — Stanford (So.)	UCLA
1996 — Stanford	2002 — UCLA	1993 — UCLA	Washington (No.)	2000 — Arizona
1997 — Stanford	2003 — UCLA	1994 — Arizona	1995 — Stanford (So.)	USC
1998 — Stanford	2004 — Stanford	1995 — Arizona	Washington State (No.)	2001 — Stanford
1999 — Stanford	2005 — UCLA	1996 — Washington	1996 — Stanford (So.)	2002 — USC
2000 — Stanford	2006 — Stanford	1997 — Arizona	Washington State (No.)	2003 — USC
2001 — Stanford	2007 — UCLA	1998 — Arizona	1997 — Stanford (So.)	2004 — Washington
2002 — Stanford	2008 — Stanford	1999 — UCLA	Washington (No.)	2005 — Washington
2003 — Stanford	2009 — UCLA	2000 — Washington	1998 — Stanford	2006 — Stanford
2004 — Stanford	2010 — UCLA	2001 — Arizona	1999 — Stanford	2007 — Stanford
2005 — Stanford	2011 — Oregon State	2002 — UCLA	2000 — Stanford	2008 — Stanford
2006 — Stanford	2012 — UCLA	2003 — Arizona	2001 — Stanford	2009 — Stanford
2007 — Stanford	2013 — Oregon State	2004 — Arizona	2002 — Stanford	2010 — California
2008 — Washington		2005 — Arizona	2003 — Stanford	Stanford
2009 — Washington	ROWING	California	2004 — Stanford	2011 — USC
2010 — Stanford	1987 — Washington	Oregon State	Washington State (No.)	2012 — Stanford
2011 — Colorado	1988 — Washington	Stanford	1996 — Stanford (So.)	
2012 — Oregon	1989 — Washington		2000 — Stanford	
	1990 — UCLA	2006 — UCLA	2001 — Stanford	
	1991 — UCLA	2007 — Arizona	2002 — Stanford	
	1992 — Washington	2008 — Arizona State	2003 — Stanford	
	1993 — Washington	2009 — UCLA	2004 — Stanford	
	1994 — California	2010 — Washington	2005 — Stanford	
	1995 — Washington	2011 — Arizona State	2006 — Stanford	
	1996 — Washington	2012 — California	2007 — Stanford	
	1997 — Washington	2012 — Oregon	2008 — Stanford	
	1998 — Washington		UCLA	
	1999 — Washington		2009 — USC	
	2000 — Washington		2010 — Stanford	
			2011 — Stanford	
			2012 — Stanford	
			USC	
			2013 — USC	



NETWORKS

Don't miss Pac-12 Men's Basketball on Pac-12 Networks. Watch nearly 150 games including pre and postgame analysis, original shows and exclusive Pac-12 Tournament coverage.

Pac-12.com

[@Pac12Networks](https://twitter.com/Pac12Networks)





**2014 BASKETBALL
TOURNAMENT**

**MARCH 12-15
LAS VEGAS**

