



MEN'S BASKETBALL
// MEDIA GUIDE 2012-2013

Schelde



SEE WHERE CHAMPIONS ARE MADE



NETWORKS

**7 NETWORKS. 1 NATIONAL.
6 REGIONAL. TV EVERYWHERE.**

More live sports, more national championships and more digital innovations to connect fans everywhere.

WELCOME



I WANT TO WELCOME YOU TO THE NEW PAC-12, a Conference steeped in tradition and focused on defining the future. Our vision is rooted in the West Coast, where a pioneering spirit and innovation have helped create some of the most significant advancements and leaders the world has ever known.

The Pac-12 continues to be the most innovative Conference in the country. Our foundation lies on the field where we are known as the “Conference of Champions” with 451 NCAA titles. This talent took center stage at the 2012 London Olympics where 255 of our current or former student-athletes captured 45 medals, including 19 gold, while representing 44 different countries and playing 18 different sports.

The start of 2012 saw the beginning of our landmark television deal and the launch of Pac-12 Networks - a wholly independent content organization dedicated exclusively to supporting the missions of the Conference and our member institutions. These media initiatives provide unprecedented coverage of all our athletic programs and showcase the best of what the Conference has to offer.

Also this fall, the Pac-12 embarked on a tour of China as part of the U.S.-China University Sports week. The UCLA men’s basketball team joined the Pac-12 as we took another step to promote the Conference and our member institutions through educational collaboration, cultural exchange, and sport.

With great pride and respect for our rich history of academic excellence, we will continue to uphold the traditions and embrace that broad-based commitment to success as we navigate through a new era in college athletics. Our member institutions are centers of excellence fueled by an imperishable pursuit of research and discovery. The students and leaders who have helped shape the Conference for nearly a century continue to impact the world and inspire the next generation to even greater heights.

We will push a bold agenda that takes advantage of our member institutions and matches their commitment to the students with forward-looking initiatives.

We are very excited about what the future holds for the Pac-12 and look forward to another dynamic season of high-caliber competition.

Sincerely,

A handwritten signature in black ink, appearing to read 'Larry Scott', written over a light blue background.

Commissioner Larry Scott

PAC-12 CONFERENCE // WELCOME

PAC12
CONFERENCE

ARIZONA

McKale Center
1 National Championship Drive
Tucson, AZ 85721
www.arizonawildcats.com Twitter: @AZAthletics
Head Coach: Sean Miller..... Office: (520) 621-4813
Basketball SID: Richard Paige..... email: rpaige@email.arizona.edu
Office/Cell:(520) 621-0916/(520) 850-2118
Press Row:..... (520) 621-4334

ARIZONA STATE

Carson Student-Athlete Center
500 East Veteran's Way
Tempe, AZ 85287
www.thesundevils.com Twitter: @SunDevilHoops
Head Coach: Herb Sendek..... Office: (480) 965-3261
Basketball SID: Doug Tammaro..... email: tammaro@asu.edu
Office/Cell:(480) 965-5799/(480) 734-7795
Press Row:..... (480) 965-7274/4778

CALIFORNIA

349 Haas Pavilion
Berkeley, CA 94720
www.calbears.com Twitter: @CalMensBBall
Head Coach: Mike Montgomery..... Office: (510) 642-0361
Basketball SID: Doug Drabik..... email: ddrabik@berkeley.edu
Office/Cell:(510) 642-3611/(510) 517-9059
Press Row:.....(510) 642-3098/(303) 492-1552/4381

COLORADO

357 UCB
Boulder, CO 80309
www.cubuffs.com Twitter: @CUBuffsMBB
Head Coach: Tad Boyle..... Office: (303) 492-6877
Basketball SID: Andrew Green..... email: andrew.green@colorado.edu
Office/Cell:(303) 492-3812/(720) 470-9780
Press Row:..... (303) 492-1552

OREGON

2727 Leo Harris Parkway
Eugene, OR 97401
www.goducks.com Twitter: @OregonMBB
Head Coach: Dana Altman..... Office: (541) 346-4346
Basketball SID: Andy McNamara..... email: mcnamara@uoregon.edu
Office/Cell:(541) 346-2253/(541) 543-0123
Press Row:..... (541) 346-4497

OREGON STATE

209 Gill Coliseum
Corvallis, OR 97331
www.osubeavers.com Twitter: @oregonstatembb
Head Coach: Craig Robinson..... Office: (541) 737-2076
Basketball SID: Shawn Schoeffler..... email: shawn.schoeffler@oregonstate.edu
Office/Cell:(541) 737-8898/(541) 231-1430
Press Row:..... (541) 737-3020

STANFORD

Arrillaga Family Sports Center
Stanford, CA 94305
www.gostanford.com Twitter: @stanfordbbal
Head Coach: Johnny Dawkins..... Office: (650) 723-0562
Basketball SID: Brian Rizzo..... email: brisso@stanford.edu
Office/Cell:(650) 723-4418/(650) 200-9513
Press Row:..... (650) 200-9513 or 498-0368

UCLA

Morgan Center
325 Westwood Plaza
Los Angeles, CA 90024
www.uclabruins.com Twitter: @UCLAMBB
Head Coach: Ben Howland..... Office: (310) 825-8699
Basketball SID: Alex Timiraos..... email: atimiraos@athletics.ucla.edu
Office/Cell:(310) 206-0524/(310) 847-9231
Press Row:..... (310) 825-1899

USC

Heritage Hall 103
Los Angeles, CA 90089-0602
www.usctrojans.com Twitter: @coachbobcantu
Head Coach: Kevin O'Neill..... Office: (213) 740-3815
Basketball SID: David Tuttle..... email: davidtut@usc.edu
Office/Cell:(213) 740-8480/(213) 725-3102
Press Row:..... (213) 740-3900

UTAH

1825 E. South Campus Drive
Salt Lake City, UT 84112
www.utahutes.com Twitter: @UtahMBasketball
Head Coach: Larry Krystkowiak..... Office: (801) 581-5451
Basketball SID: Mike DeVine..... email: mdevine@huntsman.utah.edu
Office/Cell:(801) 581-8997/(801) 580-4502
Press Row:..... (801) 581-6657

WASHINGTON

202 Graves Building
Seattle, WA 98195
www.gohuskies.com Twitter: @UW_MBB
Head Coach: Lorenzo Romar..... Office: (206) 685-9104
Basketball SID: Brian Tom..... email: brianptom@uw.edu
Office/Cell:(206) 897-1742/(206) 455-5361
Press Row:..... (206) 543-2230

WASHINGTON STATE

Bohler Athletic Complex, Room 195
Pullman, WA 99164-1610
www.wsucougars.com Twitter: @WSUMensHoops
Head Coach: Ken Bone..... Office: (509) 335-0240
Basketball SID: Jessica Schmick..... email: jessica_schmick@wsu.edu
Office/Cell:(509) 335-2684/(509) 781-0550
Press Row:..... (509) 335-0270

PAC-12 CONFERENCE

1350 Treat Blvd., Suite 500, Walnut Creek, CA 94597
Phone/Fax: (925) 932-4411/(925) 932-4601
Website..... www.pac-12.com

Communications Department

Danette Leighton, Chief Marketing Officer..... dleighton@pac-12.org
Dave Hirsch, Vice President, Communications (men's basketball contact)..... dhirsch@pac-12.org/Cell: (415) 370-7112
Erik Hardenbergh, Vice President, Public Affairs..... ehardenbergh@pac-12.org
Natalia Ciccone, Assistant Commissioner, Communications..... nciccone@pac-12.org
Megan Medeiros, Communications Fellow (men's basketball contact)..... mmedeiros@pac-12.org/Cell: (614) 403-3980
Alex Kaufman, Communications Fellow..... akaufman@pac-12.org
Wendy Heredia, Marketing & Communications Administrative Assistant..... wheredia@pac-12.org

PAC-12 CONFERENCE

1350 Treat Blvd., Suite 500

Walnut Creek, CA 94597

Office: (925) 932-4411 / Fax: (925) 932-4601

www.pac-12.com

Commissioner: Lawrence G. Scott
Deputy Commissioner/Chief Operating Officer: Kevin Weiberg
Chief Marketing Officer: Danette Leighton
Chief Financial Officer: Ron McQuate
General Counsel/Vice President of Business Affairs: Woodie Dixon
Senior Associate Commissioner/Senior Woman Administrator: Gloria Nevarez
Associate Commissioner, Compliance: Mike Matthews
Associate Commissioner, Governance & Enforcement: Ron Barker
Associate Commissioner, Sports Management: Chris Dawson
Associate Commissioner, Television: Duane Lindberg
Vice President, Communications: David Hirsch
Vice President, Marketing: Heather Vaughan
Vice President, Operations: Will Hunter
Vice President, Public Affairs: Erik Hardenbergh
Vice President, Ticket Sales: Rob Sine
Senior Director, Human Resources: Anna Roberts
Assistant Commissioner, Communications: Natalia Ciccone
Assistant Commissioner, Compliance: Erik Price
Assistant Commissioner, Governance & Finance: Tammy Newman
Assistant Commissioner, Sports Management and Championships: Kris Berndt
Assistant Commissioner, Sports Management and Championships: Heather Perry
Controller: Stephanie Cramner
Director, Business Operations: Taylor Lien
Director, Video Operations: Mike Ortiz
Senior Manager, International: Carrie Xu
Senior Manager, Ticket Sales: Courtney Jeffries
Executive Assistant to Commissioner: In Ja Holcomb
Assistant Director Business & Finance: Lina Diaz
Event Marketing Manager: Anna Karefa-Johnson
Interactive Marketing Manager: Amy Zirkle
Operations Manager: Ronny Bush
Sports Management Manager: Cheryl Wong
Administrative Fellowship: Robert Mullings
Communications Fellowship: Alex Kaufman, Megan Medeiros
Administrative Assistants: Meghan Auld, Wendy Heredia, Lytisha Santiago, Michelle Zumalt

MEN'S BASKETBALL ADMINISTRATION

Senior Associate Commissioner/Senior Woman Administrator/Men's Basketball: Gloria Nevarez
Coordinator of Men's Basketball Officiating: Ed Rush
Pac-12 Men's Basketball Tournament Director: Will Hunter
Pac-12 Men's Basketball Media Operations Director: David Hirsch

CREDITS: The 2012-13 Pac-12 Conference Men's Basketball Media Guide has been produced by the Pac-12 Communications Department. Written by Dave Hirsch and Megan Medeiros. Layout by Natalia Ciccone. Contributions from Kristine Berndt, Wendy Heredia, Heather Vaughan, and SID offices of Pac-12 institutions. Prepared entirely in-house with desktop publishing applications. Cover and template design by Heather Vaughan, Vice President Marketing. Photos provided by Pac-12 institutions (contact institution for credit). This guide is available online at www.pac-12.com.

TABLE OF CONTENTS

PAC-12 CONFERENCE
Conference of Champions4-5

THE 2012-13 SEASON
Pac-12 Notebook.....7-10
Pac-12 Composite Schedule11-13
2013 NCAA Bracket/Schedule 13
Pac-12 Basketball..... 14
Team Previews.....15-39
2013 NCAA Tournament Bracket40

2011-2012 IN REVIEW
Standings/Notes/Honors.....41-43
Pac-12 Tournament Results44-45
Overall/Conference Statistics46-53
Postseason Results 54

2012 PAC-12 TOURNAMENT
Notes/Bracket.....55-57
History/Records/Hall of Honor57-66

PAC-12 HISTORY & RECORDS
Yearly Standings.....67-76
Team vs. Team Results..... 77-89
Final National Polls90-91
Team vs. Team in Rankings.....92-93
NCAA/NIT/CBI History.....94-104
Yearly Team Leaders106-108
Yearly Individual Leaders.....109-111
Team/Individual Records.....112-113
Career Leaders.....114-116
Season/Game Bests117-119
Coaching Records.....120-121
Conference Honors122-134
National Honors.....135-136
NBA Draft History137-138
Pac-12 Conference Staff139-148
Pac-12 and NCAA Championships...149-156



Jason Washburn, Utah

Built on a firm foundation of academic excellence and superior athletic performance, the Conference ushered in a new era on July 1, 2011, officially becoming the Pac-12 Conference with the additions of the University of Colorado and University of Utah.

Just 27 days after the Conference officially changed its name, Commissioner Larry Scott announced the creation of the Pac-12 Networks on July 27, 2011, solidifying a landmark television deal and putting the Conference on the forefront. The Networks, including one national network and six regional networks, in conjunction with four of the nation's largest cable operators, marked the first time a U.S. collegiate conference or any other programmer has launched a collection of networks across a variety of platforms, rather than a sole network. In addition, the "TV everywhere" rights will allow fans to access coverage outside the home on any digital device, including smartphones and tablet computers.

On the field, the Pac-12 rises above the rest, upholding its tradition as the "Conference of Champions"®, claiming an incredible 119 NCAA team titles since 1999-2000, including nine in 2011-12. That is an average of over nine championships per academic year. Even more impressive has been the breadth of the Pac-12's success, with championships coming in 28 different men's and women's sports. The Pac-12 has led or tied the nation in NCAA Championships in 46 of the last 52 years. The only exceptions being in 1980-81, 1988-89, 1990-91 and 1995-96 when the Conference finished second, and only twice finished third (1998-99 and 2004-05).

For the seventh-consecutive year, the Pac-12 had the most NCAA titles or tied for the most of any conference in the country, winning at least six every year since 2000-01. No other conference has won double-digit NCAA crowns in a single year, the Pac-12 doing so six times, including a record 14 in 1996-97.

Spanning nearly a century of outstanding athletics achievements, the Pac-12 was the first conference to reach 400 championships in 2010-11. With the inclusion of Colorado and Utah, the Conference surpassed another major milestone, with league teams capturing 450 titles, outdistancing the next conference by nearly 200. In all, Conference teams have won 451 NCAA Championships (306 men's, 145 women's).

The Conference's reputation is further proven in the annual Learfield Sports Directors' Cup competition, the prestigious award that honors the best overall collegiate athletics programs in the country. STANFORD continued its remarkable run and won its unprecedented 18th-consecutive Directors' Cup in 2011-12. For the second-straight year, six of the top 25 Division I programs were Pac-12 member institutions: No. 1 STANFORD, No. 3 UCLA, No. 7 USC, No. 11 CALIFORNIA, No. 19 ARIZONA and No. 24 OREGON. With three teams in the top 10, it was the most of any conference.

The new era of the Pac-12 Conference and 2011-12 campaign kicked off with the Conference's first-ever Pac-12 Football Championship game, pitting OREGON for the North Division and UCLA for the South Division. The Ducks won the inaugural championship game, 49-31, in front of a sold-out stadium (59,376) in Eugene, Ore.

The Conference's nine national titles came in the form of five women's and four men's crowns. Six different league schools claimed NCAA titles and, of the five NCAA institutions to have won multiples titles, three were from the Pac-12.

CALIFORNIA, STANFORD and USC each won two NCAA Championships. The Golden Bears swept the men's and women's swimming and diving crowns for the second-consecutive year; the Cardinal raised the national championship trophy for the first time ever in women's soccer and added a second-consecutive crown in women's water polo; while the Trojans won their fourth-straight men's tennis and men's water polo crowns.

Arguably the best women's volleyball conference in the country, UCLA brought home the national title, the Pac-12's first in the sport in six years. OREGON also continued its remarkable streak in women's

indoor track, winning a third-straight crown. And ARIZONA won its first baseball crown in over a quarter century as it claimed the Conference's ninth of the year.

In addition to the nine national championships, the Pac-12 also had runners-up in eight NCAA Championship events: women's volleyball (USC), cross country (WASHINGTON), men's water polo (UCLA), skiing (UTAH), women's tennis (UCLA), women's track & field (OREGON), men's volleyball (USC) and women's water polo (USC). Overall, the Conference had 39 teams finish in the top four at 25 NCAA Championship events.

Participation in the postseason was a common occurrence for the Pac-12 in 2011-12. Of the 22 sports sponsored by the Conference, 14 witnessed at least half its teams participating in NCAA or other postseason action. The men sent 53 of a possible 101 teams into the postseason (52.4 percent), while the women sent 67 of a possible 113 teams (59.3 percent).

The Conference experienced continued success in football as the league sent two teams to BCS Bowl games for the second-straight year. Overall, seven teams went to bowls games. OREGON claimed its 10th Pac-12 crown in the sport, winning the Conference's first-ever Football Championship Game, and claimed a spot in the Rose Bowl. Meanwhile, STANFORD (Tostitos Fiesta Bowl), ARIZONA STATE (MAACO Las Vegas Bowl), CALIFORNIA (Holiday Bowl), WASHINGTON (Valero Alamo Bowl), UTAH (Hyundai Sun Bowl) and UCLA (Kraft Fight Hunger Bowl) also earned bowl bids. Oregon and Stanford were ranked in the top-5 of the Associated Press' poll at season's end, finishing fourth and fifth, respectively.

Conference newcomer COLORADO won the Pac-12 Tournament men's basketball title and was joined by CALIFORNIA in the NCAA Tournament. Regular-season champion WASHINGTON and STANFORD headed to the NIT where the Cardinal put together an impressive run that resulted in the Pac-12's sixth-ever NIT title. The Huskies advanced to New York City, but fell in the semifinals. The Conference's 10-3 record in NIT play were the most wins ever by Pac-12 teams in the nation's oldest tournament. WASHINGTON STATE narrowly missed out on becoming the third Pac-12 team in four years to capture a postseason title in the College Basketball Invitational (CBI), advancing to the championship series before falling, two games to one.

On the women's side, two teams competed in the NCAA Tournament and five others competed in the WNIT. STANFORD made its fifth-consecutive NCAA Women's Final Four appearance after winning its sixth-straight Pac-12 Tournament crown. CALIFORNIA made a return to the postseason after a two-year absence. With COLORADO and WASHINGTON advancing the furthest in the WNIT, Pac-12 teams went 12-4 in the postseason in games against non-Conference opponents.

The Conference has dominated the volleyball field, winning a record 14 NCAA titles in the sport since 1982. UCLA captured its first NCAA title since 1991, while USC advanced to the national semifinals for the second-straight year. Seven Pac-12 teams earned postseason bids, the 12th-consecutive year the Conference has sent at least six teams to the NCAA Tournament.

ARIZONA won the Conference's 27th all-time NCAA baseball championship in 2012, becoming only the second team in NCAA history to go 10-0 in postseason play. Five Pac-12 teams received NCAA Tournament bids, with UCLA joining the Wildcats at the NCAA College World Series. In addition, OREGON and STANFORD reached the Super Regionals, and OREGON STATE also represented the Conference in the postseason event.

Without question, the Conference has dominated the softball field, winning 23 national championships in the sport since 1982, most recently capturing six in a row from 2006-11. Eight Pac-12 teams earned NCAA Tournament bids in 2012, including the No. 1-overall seed CALIFORNIA. The eight postseason teams were the most for the Conference since 2007. Cal, ARIZONA STATE and OREGON punched

their tickets to the NCAA Women's College World Series, the ninth time the Conference had sent three teams to the WCWS.

The Pac-12 swept two men's and women's sports, capturing national championships in swimming & diving, and water polo. CALIFORNIA took home both swimming & diving crowns for the second-straight year. In water polo, USC was the top men's team for the fourth year in a row, while the STANFORD women repeated as national champions.

Pac-12 members have won 306 NCAA team championships on the men's side, 89 more than the next closest conference. Men's NCAA crowns have come at a phenomenal rate for the Pac-12 - 16 basketball titles by six schools (more than any other conference), 53 tennis titles, 45 outdoor track & field crowns, and 27 baseball titles. Pac-12 members have won 25 of 43 NCAA titles in volleyball, 38 of 42 in water polo, 27 in skiing, and 23 in swimming & diving national championships.

Individually, the Conference has produced an impressive number of NCAA men's individual champions, as well, boasting 2,073 individual crowns.

On the women's side, the story is much the same. Since the NCAA began conducting women's championships 31 years ago, Pac-12 members have claimed at least four national titles in a single season on 22 occasions, including the last 12-consecutive years. Overall, the Pac-12 has captured 145 NCAA women's titles, easily outdistancing the SEC, which is second, with 88. Pac-12 members have dominated a number of sports, winning 23 softball titles, 19 tennis crowns, 14 volleyball titles, 14 of the last 23 trophies in golf, and 13 in swimming & diving.

Pac-12 women student-athletes shine nationally on an individual basis, as well, having captured an unmatched 642 NCAA individual crowns, an average of nearly 21 championships per season.



PAC-12 CONFERENCE HISTORY

The roots of the Pac-12 Conference date back 97 years to December 2, 1915, when the Pacific Coast Conference (PCC) was founded at a meeting at the Oregon Hotel in Portland, Ore. The original membership consisted of four schools - the University of California at Berkeley, the University of Washington, the University of Oregon, and Oregon State College (now Oregon State University). All still are charter members of the Conference.

Pacific Coast Conference play began in 1916 and, one year later, Washington State College (now Washington State University) was accepted into the league, with Stanford University following in 1918.

In 1922, the PCC expanded to eight teams with the admission of the University of Southern California (USC) and the University of Idaho. In 1924, the University of Montana joined the league roster, and in 1928, the PCC grew to 10 members with the addition of UCLA.

The Pacific Coast Conference competed as a 10-member league until 1950, with the exception of 1943-45 when World War II curtailed intercollegiate athletic competition to a minimum. During that time, the league's first commissioner was named. Edwin N. Atherton was Commissioner in 1940 and was succeeded by Victor O. Schmidt in 1944. In 1950, Montana resigned from the Conference and joined the Mountain States Conference. The PCC continued as a nine-team Conference through 1958.

In 1959, the PCC was dissolved and the Athletic Association of Western Universities was formed and Thomas J. Hamilton was appointed Commissioner of the new league. The original AAWU membership included California, Stanford, Southern California, UCLA and Washington. Washington State joined the membership in 1962, while Oregon and Oregon State joined in 1964. Under Hamilton's watch, the name Pacific-8 Conference was adopted in 1968. In 1971, Wiles Hallock took over as Commissioner of the Pac-8.

Ten years later, on July 1, 1978, the University of Arizona and Arizona State University were admitted to the league and the Pacific-10 Conference became a reality. In 1986-87, the league took on a new look, expanding to include 10 women's sports. Since then, the Conference has been considered the premiere league in women's athletics, securing the most NCAA titles in women's sports of any conference nearly every year.

Thomas C. Hansen was named the Commissioner of the Pac-10 in 1983, a role he would hold for 26 years until 2009. Hansen was succeeded by current Commissioner Larry Scott, who took on the new role in July 2009.

During the 2010-11 academic year, Scott helped deliver monumental changes that transformed the Conference into a modern 12-team league. The Conference expanded to add two more teams, agreed to equal revenue sharing for the first time in Conference history, created two divisions - the North and the South, for football only, established a Football Championship Game for the first time ever, secured a landmark media rights deal that dramatically increased national exposure and revenue for each school and established the Pac-12 Network and Pac-12 Digital Network that guaranteed enhanced exposure across all sports.

The University of Colorado accepted its invitation to join the Pac-12 on June 11, 2010, and on June 17, 2010, the University of Utah agreed to join the Conference. The Buffaloes and Utes officially became the 11th and 12th members of the Conference July 1, 2011, the first additions to the league since 1978. During the 33 years between expansions, Conference teams claimed 258 NCAA titles, including 130 women's and 128 men's.

Currently, the Pac-12 sponsors 11 men's sports and 11 women's sports. Additionally, the Conference is a member of the Mountain Pacific Sports Federation (MPSF) in four other men's sports and three women's sports.

The Pac-12 Conference offices are located 25 miles east of San Francisco in Walnut Creek, Calif.

2012-13 PAC-12 CONFERENCE CHAMPIONSHIP DATES AND SITES

BASEBALL - Champion determined by three-game round-robin play

BASKETBALL (M)

at MGM Grand Garden Arena, Las Vegas, Nev.
March 13-16, 2013 » **Host:** Pac-12 Conference

BASKETBALL (W)

at KeyArena, Seattle, Wash.
March 7-10, 2013 » **Host:** Pac-12 Conference

CROSS COUNTRY (M&W)

at Robinson Ranch Country Club, Santa Clarita, Calif.
October 27, 2012 » **Host:** UCLA

DIVING (M&W)

at Weyerhaeuser King County Aquatic Center, Federal Way, Wash.
February 27-March 2, 2012 » **Host:** Pac-12 Conference

FOOTBALL

at TBD
November 30, 2012 » **Host:** Pac-12 Conference

GOLF (M)

at Los Angeles Country Club, Los Angeles, Calif.
April 29-May 1, 2013 » **Host:** UCLA

GOLF (W)

at Valencia Country Club, Valencia, Calif.
April 22-24, 2013 » **Host:** UCLA

GYMNASTICS (W)

at Gill Coliseum, Corvallis, Ore.
March 23, 2013 » **Host:** Oregon State

ROWING (M&W)

at Sacramento State Aquatics Center, Lake Natoma, Calif.
May 19, 2013 » **Host:** Pac-12 Conference

SOCCER (M&W) - Champion determined by double round-robin play.

SOFTBALL - Champion determined by three-game round-robin play.

SWIMMING (M)

at Belmont Plaza Olympic Pool, Long Beach, Calif.
March 6-9, 2013 » **Host:** Pac-12 Conference

SWIMMING (W)

at Weyerhaeuser King County Aquatic Center, Federal Way, Wash.
February 27-March 2, 2013 » **Host:** Pac-12 Conference

TENNIS (M&W)

at Ojai Valley Athletic Club/Libbey Park, Ojai, Calif.
April 23-28, 2013 » **Host:** Pac-12 Conference

TRACK & FIELD (M&W)

at Cromwell Field/Loker Stadium, Los Angeles, Calif..
Multi-events: May 4-5, 2013; Championship: May 11-12, 2013
Host: USC

VOLLEYBALL (W) - Champion determined by double round-robin play

WRESTLING

at Wells Fargo Arena, Tempe, Ariz.
March 3, 2013 » **Host:** Arizona State



*Lawi Lalang, Arizona
Pac-12 Men's Cross Country Individual Champion*



*To the victor goes the spoils...
The Pac-12 Rowing Championships*

ARIZONA - Coach **Sean Miller** led the Wildcats to back-to-back 20-win seasons and looks to make it three straight. To make that happen, he'll blend a pair of the top recruiting classes in the nation the past two years with veteran senior forward **Solomon Hill** (12.9 ppg/7.78 rpg) and senior guard/forward **Kevin Parrom** (4.9 ppg/2.9 rpg) . . . Miller has won more games (69) in his first three seasons than any other coach in UA history and will count on All-Pac-12 forward **Hill** to anchor a front line raw with young talent that includes sophomore forward **Angelo Chol** (2.8 ppg/2.3 rpg), freshman center **Kaleb Tarczewski**, and freshmen forwards **Brandon Ashley** and **Grant Jerrett**. Ashley and Jerrett were both members of the McDonald's HS All-America Team . . . The back court will have slightly more experience than the front court with Parrom, sophomore **Nick Johnson** (8.9 ppg/3.3 rpg), junior **Jordin Mayes** (4.7ppg/1.6 rpg), along with the addition of senior transfer **Mark Lyons** (15.1 ppg at Xavier) . . . Solid defense should continue as the Cats limited opponents to an average of 62.7 ppg last season. It was the lowest figure for the program since the 1985-86 team surrendered an average of 62.3 ppg . . . McKale Center continues to provide a strong home court advantage. Arizona posted a 14-3 regular season home record last season with the three losses coming by four, two and two points, respectively.

ARIZONA STATE - The Sun Devil perimeter will be solid with senior guard **Chris Colvin** (7.0 ppg/4.0 apg), redshirt freshman **Jahi Carson** and senior swingman **Carrick Felix** (10.5 ppg/4.0 rpg). In his final 15 games Colvin averaged 8.7 points (fourth on the team), 31.1 minutes and had 75 assists (5.0 per game) . . . Junior center **Jordan Bachynski** (6.0 ppg/4.0 rpg) showed great improvement over the last half of the season. He had seven double-figure scoring games in the final 13 games to average 10.1 ppg over that span. . . Bachynski (41 blocks), senior center **Ruslan Pateev** (30 blocks) and Felix (22 blocks) combined to collect 93 of the team's 123 blocked shots . . . Bachynski and Pateev provide a nice tandem up front as the pair of centers combined to shoot 117-of-208 (56.3 percent), but the



Solomon Hill, Arizona

two will be needed to pound the boards to improve ASU's rebounding numbers (31.5 per game/10th in the league) . . . Sophomore forward **Jonathan Gilling** (7.1 ppg/1.8 rpg) gives the Sun Devils a scoring threat from beyond the arc. He shot a team-best 53-of-129 (41.1 percent) from three-point range. . . Add offensive weapons in transfers **Bo Barnes** (6.9 ppg at Hawai'i) and **Evan Gordon** (14.4 ppg at Liberty), and the Sun Devils will be ready to push the ball and become more up-tempo this season.

CALIFORNIA - Despite losing Jorge Gutierrez, the Pac-12 Player of the Year, coach **Mike Montgomery** has the Bears loaded for another run at the postseason. . . All-Pac-12 junior guard **Allen Crabbe** (15.2 ppg/5.7 rpg) is the team's returning scoring leader and rebounding leader. The Golden Bears will be in good hands with Crabbe and junior guard **Justin Cobbs** (12.6 ppg/3.1 rpg/5.0 apg) running the Cal back court. Those two combined to average 27.8 points per game, most among returning Pac-12 guard combinations . . . Senior guard **Brandon Smith** (2.8 ppg/1.2 rpg/2.1 apg) provides Cal with depth in the backcourt. He's posted 218 assists in his career . . . Sophomore forward **David Kravish** (6.9 ppg/5.6 rpg) made great strides during his first season with the Bears, earning Pac-12 All-Freshman honors. He'll team with junior forward **Richard Solomon** (6.0 ppg/6.2 rpg) to give Cal an athletic front court . . . With 260 wins in league play, Montgomery needs just seven Pac-12 victories to move into fourth on the league's all-time victory list. The three ahead of him... Basketball Hall of Famers - Arizona's Lute Olson (327), UCLA's John Wooden (304) and Oregon State's Slat's Gill (276).

COLORADO - Matching last season's success would be another great achievement for coach **Tad Boyle** in his third season at Colorado. He led the Buffaloes to a school-best matching 24 wins last season, captured the Pac-12 Tournament crown in their first season in the Pac-12, and led CU to its first NCAA Tournament since 2003 . . . Junior forward **André Roberson** averaged a double-double with 11.6 ppg and 11.1 rpg (third in the nation). His margin of +3.4 rebounds over Arizona's Solomon Hill (7.7 rpg) is the widest since 1982 when California's Mark McNamara (12.6 rpg) had a +4.0 margin over Stanford's John Revelli (8.6 rpg). Roberson led the Pac-12 with 20 double-doubles . . . Roberson also posted a team leading 67 blocked shots (1.86 bpg) and 46 steals (1.3 spg). . . Sophomore guards **Askia Booker** (9.1 ppg/2.7 rpg) and **Spencer Dinwiddie** (10.0 ppg/3.6 rpg) combined to form the best 1-2 freshman scoring pair in school history with 677 points . . . Dinwiddie, a Pac-12 All-Freshman pick, has good range as he led the team in three-point field goal percentage (.438, 42-of-96), and free throw percentage (.816, 120-of-147). . . Six talented freshmen, featuring forwards **Josh Scott** and **Xavier Johnson**, highlight a strong recruiting class for the Buffs.

OREGON - Coach **Dana Altman** has led the Ducks to 20+ victories in his first two seasons at Oregon. It is just the third time in school history Oregon has produced consecutive seasons of 20+ wins . . . To make it three straight 20-win seasons, Altman will count on senior forward **E.J. Singler** (13.6 ppg/5.6 rpg), Oregon's top returning scorer and rebounder. Last season, Singler became the 13th player in school



Allen Crabbe, California

history to amass over 1,000 career points and 500 career rebounds (1,114 points and 546 rebounds). Singler's career free throw percentage (.875, 265-of-303) is currently the best in school history. . . Senior center **Tony Woods** (6.8 ppg/3.5 rpg) set a school record for blocks in a season with 51 (1.5 bpg). Woods' scoring production increased late last season, and will be a viable inside scoring option . . . Senior forward **Carlos Emory** (6.8 ppg/3.8 rpg) gives the Ducks another solid front line contributor. He finished the year strong by scoring in double figures in 10 of the last 14 outings. Emory averaged 11.1 points and 5.4 rebounds per game over that 14-game stretch . . . Junior guard **Johnathan Loyd** (3.3 ppg/1.4 rpg) dished out 2.9 assists per game, despite averaging just 17.9 minutes per contest . . . The previously mentioned four players are the only ones returning with extensive playing time, so the Ducks will turn to freshmen and transfers to contribute immediately.

OREGON STATE - The Beavers return a solid nucleus of 10 letterwinners, including four starters, that reached the semifinals of both the Pac-12 and the CBI postseason tournaments and posted 20 wins for the first time since the 1989-90 season . . . OSU led the Pac-12 in offense for the first time ever with 78.9 points per game, but will miss NBA first round pick Jared Cunningham who was a big contributor last season . . . The back court is solid with junior guards **Ahmad Starks** (12.1 ppg/2.3 rpg/2.7 apg) and **Roberto Nelson** (9.3 ppg/2.6 rpg). Starks is a threat to score from outside the arc as he led OSU with 79 three-pointers . . . A solid and versatile front line that includes sophomore forward **Eric Moreland** (5.2 ppg/6.8 rpg), junior forward **Devon Collier** (13.1 ppg/5.2 rpg), and seniors **Joe Burton** (8.3 ppg/5.9 rpg) and **Angus Brandt** (9.1 ppg/3.4 rpg). Moreland not only led the team in rebounding (fifth in the Pac-12), but added a Pac-12 leading 1.92 blocks per game. Collier led the Pac-12 in field goal percentage (.618), while Burton (.559) and Brandt (.535)



Ahmad Sparks, Oregon State

were among the league's top ten in that category as well . . . Redshirt freshman forward **Daniel Gomis** is expected to add more depth to the experienced front court . . . Coach **Craig Robinson** has collected more wins (64) in his first four seasons at Oregon State than Hall of Famers Slats Gill and Ralph Miller had in their first four years at Oregon State.

STANFORD – The defending NIT Champions return their top two scorers and five of their top six scorers . . . Junior guard **Aaron Bright** (11.7 ppg/3.7 apg), the NIT's Most Valuable Player, teams with sophomore guard **Chasson Randle** (13.8 ppg/3.2 rpg) to form a solid backcourt, combining to average 25.5 points per game last year. Only Cal's combination of Crabbe and Cobbs (27.8 ppg) averaged more among Pac-12 backcourts . . . Add junior swingman **Anthony Brown** (8.1 ppg/4.0 rpg) to the mix and the Cardinal have a potent perimeter game. Bright, Randle and Brown combined to hit 198 three-pointers (.415) . . . Junior forwards **Dwight Powell** (5.8 ppg/4.6 rpg) and **Josh Huestis** (5.3 ppg/4.8 rpg/1.2 bpg) give the Cardinal good experience along the front line . . . Stanford is among the top five teams in the league in terms of returning production in scoring (71.2 percent/2nd), rebounding (56.6 percent/5th), three-pointers (96.8 percent/1st), assists (71.8 percent/2nd) and steals (63.0 percent/2nd) . . . The Cardinal will be deep with bodies on the front line again this season with the return of junior forward/center **John Gage** (3.9 ppg/1.2 rpg) and sophomore center **Stefan Nastic** (2.0 ppg/1.1 rpg), as well as the addition of freshman forward **Rosco Allen** and freshman center **Grant Verhoeven**.

UCLA – The Bruins look to return to the postseason after bringing to campus one of the nation's best crop of recruits. A star-studded freshman class that includes three McDonald's All-America selections - guard **Kyle Anderson**, guard/forward **Shabazz Muhammad** and forward/center **Tony Parker** . . . The Bruin front line will be as deep as any in the league. Returning are 6-10 twin brothers **David** (10.2 ppg/6.3 rpg) and **Travis Wear** (11.5 ppg/5.9 rpg). David was an All-Pac-12 honorable mention pick, while Travis

returns as the team's top scorer . . . In addition, junior forward **Joshua Smith** (9.9 ppg/4.9 rpg) will give the Bruins an inside presence. . . Expect more of the same from the Bruins defensively as they were among the league leaders in scoring defense (62.7 ppg), field goal percent defense (.417), blocked shots (4.6 bpg) and steals (7.9 spg) . . . Junior guard **Tyler Lamb** is expected to contribute to the Bruin perimeter game as he was a solid contributor last season, but will need to recover from preseason knee surgery before he can match last year's numbers (9.0 ppg/3.6 rpg/2.8 apg). Sophomore guard **Normal Powell** and senior transfer **Larry Drew II** will battle for point guard duties . . . The Bruins return to a renovated Pauley Pavilion and site of the 11 NCAA national championship banners hung from the rafters.

USC – The good news is that USC has four starters returning. Now here's the catch - due to injuries, only one was able to play a complete season last year. . . Senior guard **Jio Fontan** returns after missing all of last season with a knee injury, but is expected to return to his junior form when he averaged 10.5 ppg/3.9 apg . . . Sophomore guard **Byron Wesley** (9.6 ppg/5.1 rpg) and junior transfer **J.T. Terrell** will give the Trojans one of the more athletic perimeters in the Pac-12. Among Pac-12 freshmen last season, Wesley was fourth in scoring and third in rebounding. Terrell averaged 24.4 points last season at Peninsula JC. . . Junior forward **Dewayne Dedmon** (7.6 ppg/5.5 rpg) and senior forward **Aaron Fuller** (10.6 ppg/5.9 rpg) will lead a deep front court that includes transfers **Renaldo Woolridge**, **Ari Stewart** and **Eric Wise**, as well as freshman **Strahinja Gavrilovic**. . . USC turned it over a league-low 10.7 times per game, while forcing the opposition into 15.0 turnovers per game. The +4.38 turnover margin was the best in league last season . . . Despite only three returning players with two years of playing experience at USC, the roster is loaded with upperclassmen - seven seniors and six juniors.

UTAH – Utah returns two starters from coach **Larry Krystkowiak's** first season with the Utes, including senior center **Jason Washburn** (11.4 ppg/6.2 rpg)



André Roberson, Colorado



C.J. Wilcox, Washington

and senior guard **Cedric Martin** (7.4 ppg/3.2 rpg). Washburn ranked among the league leaders in rebounds (6.2 rpg/9th), field goal percentage (.552/7th) and blocked shots (1.39 bpg/5th), while Martin hit a team-best 49 three-pointers. . . Washburn (6-10), redshirt freshman forward **Jeremy Olsen** (6-10) and sophomore center **Dallin Bachynski** (6-11) give the Utes an imposing front court. . . Keeping it in the Pac-12 family - Bachynski's brother, Jordan, is a center at Arizona State. . . Junior guards **Glen Dean** (Eastern Washington) and **Aaron Dotson** (LSU), along with sophomore forward **Alexander Ricketts** (Simon Fraser), will be available this season after redshirting the 2011-12 season and should immediately contend for playing time. . . Can build some confidence early with eight of their first 11 games at home, including the first five straight to open the season.

WASHINGTON – The defending Pac-12 champions return just two starters, but one is senior point guard **Abdul Gaddy** (8.1 ppg/2.6 rpg). Gaddy was second in the league in both assists (5.20 apg) and assist/turnover ratio (+2.43). He'll be joined in the back court by junior **C.J. Wilcox** (14.2 ppg/3.2 rpg). Wilcox led the team with 73 pointers and shot 40.1 percent from beyond the arc . . . The other returning starter is senior center **Aziz N'Diaye** (7.8 ppg/7.3 rpg). N'Diaye shot 52.2 percent from the field to pace the Huskies . . . Senior guard **Scott Suggs**, who missed last season with a knee injury, is a welcomed return to the lineup. He connected on 45 three-pointers, shooting 45.0 percent from three-point range as a junior during the 2010 season . . . Sophomore forward **Desmond Simmons** will add experience along side N'Diaye in the front court. He posted 4.2 ppg/4.8 rpg in just 17.8 minutes of action per game last year, . . . Sophomore forward **Austin Seferian-Jenkins** (1.1 ppg/2.1 rpg) was a late season addition and added a spark on the boards. The two-sport athlete also starts at tight end for the Husky football squad.

WASHINGTON STATE – The Cougars return two starters, including the league's leading scorer in All-Pac-12 senior forward **Brock Motum** (18.0 ppg/6.4 rpg). It was the second straight year that a Cougar led

the league in scoring (Klay Thompson, 21.6 ppg in 2010-11)... Motum and returning starting sophomore guard **DaVonté Lacy** (8.5 ppg/2.3 rpg) accounted for 39 percent of WSU's scoring last season. Lacy was one of three Cougars to appear in all 37 games last season, leading the squad with 59 three-pointers on the way to Pac-12 All-Freshman honorable mention recognition... Senior guard **Mike Ladd** (5.4 ppg/3.0 rpg) and sophomore guard **Dexter Kernich-Drew** adds depth to the WSU perimeter game... Coach **Ken Bone** will count on the newcomers for immediate contributions in the front court. Aside from Motum, the only returning front court player who saw minutes as a Cougar last season was junior **D.J. Shelton** (4.7 ppg/2.9 rpg)... WSU is looking for its seventh-straight winning season, its most since Jack Friel led his teams to eight-consecutive winning seasons from 1945-52.

AROUND THE PAC-12

Returning All-Pac-12 Performers... Four first team All-Pac-12 performers, and one second team selection return in 2012-13. First team honorees include CALIFORNIA guard **Allen Crabbe**, ARIZONA forward **Solomon Hill**, WASHINGTON STATE forward **Brock Motum** and COLORADO forward **André Roberson**. OREGON forward **E.J. Singler** was a second team pick.

Stat Leaders... The Pac-12 returns the leader in seven of the 11 statistical categories, including eight of 10 rebounders and all 10 shot blockers. Returning stat leaders include the following:

Scoring: Brock Motum, WSU.....18.0 ppg
Rebounding: André Roberson, COLO11.1 rpg
FG Percentage: Devon Collier, OSU 61.5%
FT Percentage: E.J. Singer, ORE..... 90.9%
3-Pointers Made: Allen Crabbe, CAL.....2.44 pg
Blocked Shots: Eric Moreland, OSU.....1.92 bpg
Assist/Turnover Ratio: Justin Cobbs, CAL..... +2.45

Coach Speak... California coach **Mike Montgomery** has more Pac-12 wins (260) than eight other Pac-12 coaches combined. Washington's **Lorenzo Romar** (109) and UCLA's **Ben Howland** (108) join Montgomery among a select group of 20 coaches in Pac-12 history to record 100 or more league victories.

Champs - Regular Season/Tournament... Washington won its 11th Pac-12 title and first since 2009. Meanwhile, Colorado became the first team in league history to win four games in capturing the Pac-12 Tournament crown. It's the fourth consecutive year that the regular season champion did not capture the league's postseason title. Since the Pac-12 reinstated the league's postseason tournament in 2002, only three teams won both the regular season and tournament titles - Stanford (2004), UCLA (2006) and UCLA (2008).

Home Away From Home... Check the Pac-12 rosters and you'll find 22 student-athletes who hail from 15 different countries outside the United States. Those countries are: Australia (5), Canada (3), Senegal (2), Belgium, Brazil, Denmark, Egypt, Germany, Iran, Netherlands, Russia, Serbia, Spain, Sudan, and Sweden.

USA, USA, USA... Four former Pac-12 players represented Team USA at the 2012 Olympic Games in London - Andre Igoudala (ARIZ), James Harden

(ASU), Kevin Love (UCLA) and Russell Westbrook (UCLA)... Five additional former players represented other countries during the Olympic Games: Robertas Javtokas (ARIZ) - Lithuania; Ike Diogu (ASU) - Nigeria; Eric Boateng (ASU) - Great Britain; Max Zhang (CAL) - China; Aron Baynes (WSU) - Australia... In addition, the Team USA trainer is Don Roberts (STAN).

Returning Starters.. Each Pac-12 team has at least two returning starters, with an average of 2.6 returning starters per team. Here is the breakdown of the number of returning starters by team:

Arizona	3
Arizona State	4
California	3
Colorado	2
Oregon	2
Oregon State	4
Stanford	3
UCLA	3
USC	4*
Utah	2
Washington	2
Washington State	2

* - Had one starter in 2010-11, who missed the 2011-12 season due to injury.

Not Since 2001-02... No coaching changes in the offseason for the first time since the 2001-02 season. What happened during that Pac-10 season of 2001-02? A record six teams participated in the NCAA Tournament.

Scheduling... The Pac-12 will continue to play an 18-game schedule. However, the league slate will include a pair of "misses" at home and on the road for each set of travel partners. Here's a look at which pair of games will be absent from the schedule:

Travel Partners	Home Misses	Road Misses
ARIZ, ASU	ORE, OSU	CAL, STAN
CAL, STAN	ARIZ, ASU	WASH, WSU
COLO, UTAH	WASH, WSU	UCLA, USC
ORE, OSU	UCLA, USC	ARIZ, ASU
UCLA, USC	COLO, UTAH	ORE, OSU
WASH, WSU	CAL, STAN	COLO, UTAH



Chris Colvin, Arizona State



Brock Motum, Washington State

Get Your Picture Taken With David Stern... With Washington's Terrence Ross selected eighth overall in the NBA Draft, the Pac-12 now has at least one player picked among the first 10 picks of the draft for the seventh time in eight years. In addition, the Pac-12 has now had a player selected in the first round in the NBA Draft for the 24th consecutive year. The league has had 20 first-round picks over the last five years of the NBA Draft. Over the last four NBA Drafts a total of 33 Pac-12 players have been selected representing 11 of the Conference's 12 member institutions.

2012 NBA Draft - First Round Selections

8. Terrence Ross, WASH	Toronto
24. Jared Cunningham, OSU	Cleveland
25. Tony Wroten Jr., WASH	Memphis

Vegas, Baby!... The Pac-12 Men's Basketball Tournament moves to Las Vegas for the 2012-13 season. The MGM Grand Garden Arena will be site to the four-day event, March 13-16.



RETURNING STARTERS

Arizona (3)

Solomon Hill, Sr., F 12.9 ppg/7.7 rpg
 Jordin Mayes, Jr., G 4.7 ppg/1.6 rpg
 Nick Johnson, So., G 8.9 ppg/3.3 rpg

Arizona State (2)

Carrick Felix, Sr., F/G 10.5 ppg/4.0 rpg
 Chris Colvin, Sr., G 7.0 ppg/4.0 rpg
 Jordan Bachynski, Jr., C 6.0 ppg/4.0 rpg/1.7 bpg
 Jonathan Gilling, So., F 7.1 ppg/1.8 rpg

California (3)

Allen Crabbe, Jr., G 15.2 ppg/5.7 rpg
 Justin Cobbs, Jr., G 12.6 ppg/3.1 rpg/5.0 apg
 David Kravish, So., F 6.9 ppg/5.6 rpg

Colorado (2)

André Roberson, Jr., F .. 11.6 ppg/11.1 rpg/1.9 bpg
 Spencer Dinwiddie, So., G 10.0 ppg/3.6 rpg

Oregon (2)

E.J. Singler, Sr., F 13.6 ppg/5.6 rpg
 Tony Woods, Sr., C 6.8 ppg/3.5 rpg/1.5 bpg

Oregon State (4)

Ahmad Starks, Jr., G 12.1 ppg/2.3 rpg/2.7 apg
 Eric Moreland, So., F 5.2 ppg/6.8 rpg/1.9 bpg
 Angus Brandt, Sr., F/C 9.1 ppg/3.4 rpg
 Devon Collier, Jr., F 13.1 ppg/5.2 rpg

Stanford (3)

Aaron Bright, Jr., G 11.7 ppg/1.6 rpg/3.7 apg
 Anthony Brown, Jr., F/G 8.1 ppg/4.0 rpg
 Chasson Randle, So., G 13.8 ppg/3.2 rpg

UCLA (3)

Tyler Lamb, Jr., G 9.0 ppg/3.6 rpg/2.8 apg
 David Wear, Jr., F 10.2 ppg/6.3 rpg
 Travis Wear, Jr., F 11.5 ppg/5.9 rpg

USC (4)

Jio Fontan, Sr., G 10.5 ppg/2.0 rpg/3.9 apg*
 Dewayne Dedmon, Jr., F 7.6 ppg/5.5 rpg
 Aaron Fuller, Sr., F 10.6 ppg/5.9 rpg
 Byron Wesley, So., G 9.6 ppg/5.1 rpg

Utah (2)

Jason Washburn, Sr., C ... 11.4 ppg/6.2 rpg/1.4 bpg
 Cedric Martin, Sr., G 7.4 ppg/3.2 rpg

Washington (2)

Abdul Gaddy, Sr., G 8.1 ppg/2.56 rpg/5.2 apg
 Aziz N'Diaye, Sr., C 7.8 ppg/7.3 rpg

Washington State (3)

DaVonté Lacy, So., G 8.5 ppg/2.3 rpg
 Brock Motum, Sr., F 18.0 ppg/6.4 rpg

CAREER LEADERS (ACTIVE)

POINTS

E.J. Singler (Sr.), ORE 1,114
 Solomon Hill (Sr.), ARIZ 962
 Brock Motum (Sr.), WSU 933
 Allen Crabbe (Jr.), CAL 930
 C.J. Wilcox (Jr.), WASH 723
 Devon Collier (Jr.), OSU 682
 Ahmad Starks (Jr.), OSU 659
 Aaron Bright (Jr.), STAN 593
 Anthony Brown (Jr.), STAN 555
 Abdul Gaddy (Sr.), WASH 536

REBOUNDS

André Roberson (Jr.), COLO 698
 Solomon Hill (Sr.), ARIZ 586
 E.J. Singler (Sr.), ORE 546
 Joe Burton (Sr.), OSU 522
 Aziz N'Diaye (Sr.), WASH 440
 Jason Washburn (Sr.), UTAH 387
 Allen Crabbe (Jr.), CAL 359
 Joshua Smith (Jr.), UCLA 356
 Brock Motum (Sr.), WSU 350
 Kyle Cain (Jr.), ASU 330

THREE-POINT FIELD GOALS

Allen Crabbe (Jr.), CAL 145
 C.J. Wilcox (Jr.), WASH 136
 E.J. Singler (Sr.), ORE 131
 Ahmad Starks (Jr.), OSU 121
 Aaron Bright (Jr.), STAN 102
 Scott Suggs (Sr.), WASH 89
 Chasson Randle (So.), STAN 85
 Anthony Brown (Sr.), STAN 84
 Jordin Mayes (Jr.), ARIZ 59
 Kevin Parrom (Sr.), ARIZ 56

ASSISTS

Abdul Gaddy (Sr.), WASH 312
 Brandon Smith, (Sr.), CAL 218
 Solomon Hill (Sr.), ARIZ 209
 Joe Burton (Sr.), OSU 206
 Aaron Bright (Jr.), STAN 197
 Johnathan Lloyd (Jr.), ORE 182
 E.J. Singler (Sr.), ORE 176
 Justin Cobbs (Jr.), CAL 169
 Ahmad Starks (Jr.), OSU 142
 Allen Crabbe (Jr.), CAL 132

STEALS

André Roberson (Jr.), COLO 97
 Joe Burton (Sr.), OSU 93
 Solomon Hill (Sr.), ARIZ 87
 E.J. Singler (Sr.), ORE 76
 Ahmad Starks (Jr.), OSU 76
 Tyler Lamb (Jr.), UCLA 72
 Johnathan Lloyd (Jr.), ORE 65
 Devon Collier (Jr.), OSU 63
 Abdul Gaddy (Sr.), WASH 51
 Brandon Smith (Sr.), CAL 50

BLOCKS

André Roberson (Jr.), COLO 109
 Jason Washburn (Sr.), UTAH 106
 Aziz N'Diaye (Sr.), WASH 72
 Devon Collier (Jr.), OSU 69
 Eric Moreland (So.), OSU 69
 Anthony Stover (Jr.), UCLA 66
 Ruslan Pateev (Sr.), ASU 65
 Jordan Bachynski (Jr.), ASU 61
 Joshua Smith (Jr.), UCLA 56
 E.J. Singler (Sr.), ORE 52

RETURNING PRODUCTION

SCORING

1. Oregon State 74.4%
 2. Stanford 71.2%
 3. California 63.62%
 4. UCLA 63.58%
 5. Colorado 55.2%
 6. Arizona State 54.0%
 7. Washington State 52.3%
 8. USC 52.2%
 9. Washington 47.4%
 10. Arizona 45.6%
 11. Oregon 40.7%
 12. Utah 34.4%

REBOUNDING

1. Oregon State 76.6%
 2. UCLA 64.1%
 3. Colorado 61.6%
 4. California 60.9%
 5. USC 60.7%
 6. Stanford 56.6%
 7. Washington 49.5%
 8. Arizona 46.2%
 9. Arizona State 45.8%
 10. Washington State 43.3%
 11. Oregon 41.7%
 12. Utah 33.0%

THREE-POINT FIELD GOALS

1. Stanford 96.8%
 2. California 76.9%
 3. Oregon State 74.7%
 4. Arizona State 59.7%
 5. UCLA 50.89%
 6. Washington State 50.88%
 7. Washington 50.7%
 8. Colorado 46.7%
 9. Arizona 43.4%
 10. Oregon 32.9%
 11. Utah 30.7%
 12. USC 24.4%

ASSISTS

1. Oregon State 79.7%
 2. Stanford 71.8%
 3. California 61.7%
 4. Arizona State 59.7%
 5. Washington 56.0%
 6. Arizona 51.8%
 7. Oregon 47.4%
 8. Colorado 46.7%
 9. UCLA 38.7%
 10. USC 38.4%
 11. Washington State 33.3%
 12. Utah 24.4%

STEALS

1. Oregon State 69.5%
 2. Stanford 63.0%
 3. Colorado 61.4%
 4. California 59.1%
 5. Arizona 53.8%
 6. UCLA 52.7%
 7. Arizona State 48.0%
 8. Washington 46.4%
 9. Washington State 43.3%
 10. USC 42.9%
 11. Oregon 40.2%
 12. Utah 22.6%

BLOCKS

1. Oregon State 89.8%
 2. California 83.0%
 3. Arizona State 79.7%
 4. Colorado 78.6%
 5. USC 66.1%
 6. Stanford 65.1%
 7. Utah 62.8%
 8. UCLA 61.4%
 9. Washington 60.4%
 10. Oregon 59.5%
 11. Arizona 58.2%
 12. Washington State 40.8%

The 2012-13 Pac-12 Conference basketball television package features an unprecedented 221 men's contests telecast to national and regional audiences.

The Pac-12 men's basketball package includes 150 games aired on the Pac-12 Networks, 47 on ESPN/ESPN2/ESPNU (including the Pac-12 Tournament championship game on ESPN), 22 games on FSN, and two nationally on CBS. Additional appearances will be made through other conference television agreements and various in-season tournaments.

With the launch of the Pac-12 Networks, every Pac-12 home contest will be televised during the 2012-13 season. The Pac-12 regular season gets underway on November 9 with five games televised by the Pac-12 Networks.

All times listed are local to site.

Date	Game	Time	Network
Fri., Nov. 9	Wofford at COLORADO	5 p.m. MT	P12N
	Niagara at OREGON STATE (1)	6 p.m. PT	P12N
	Willamette at UTAH	7 p.m. MT	P12N
	Coppin State at USC	8 p.m. PT	P12N
	Indiana State at UCLA	8 p.m. PT	FSN
Sat., Nov. 10	STANFORD vs. San Francisco (2)	8 p.m. PT	P12N
	Northern Arizona at OREGON (3)	4:30 p.m. PT	P12N
	Eastern Washington at WASHINGTON STATE (4)	4:30 p.m. PT	P12N
Sun., Nov. 11	Central Arkansas at ARIZONA STATE	5:30 p.m. MT	P12N
	Charleston Southern at ARIZONA	4 p.m. MT	P12N
	Loyola-Maryland at WASHINGTON (5)	5 p.m. PT	P12N
Mon., Nov. 12	New Mexico State at OREGON STATE (1)	6:30 p.m. PT	ESPNU
	Cal State Bakersfield at CALIFORNIA	7 p.m. PT	P12N
	Portland State at OREGON	6:30 p.m. PT	P12N
Tues., Nov. 13	Cal State Fullerton at STANFORD	8:30 p.m. PT	P12N
	Long Beach State at USC	6:30 p.m. PT	P12N
	Pepperdine at CALIFORNIA	6:30 p.m. PT	P12N
Wed., Nov. 14	Albany at WASHINGTON (5)	6:30 p.m. PT	P12N
	UC Irvine at UCLA (6)	8:30 p.m. PT	P12N
	Utah Valley at WASHINGTON STATE (4)	7 p.m. PT	P12N
Thurs., Nov. 15	COLORADO vs. Dayton (7)	12:30 p.m. ET	ESPN3
	OREGON STATE vs. Alabama (8)	7 p.m. ET	ESPN2
	TBD at STANFORD	6 p.m. PT	P12N
Fri., Nov. 16	UTEP at ARIZONA	8 p.m. MT	FSN
	James Madison at UCLA	8 p.m. PT	P12N
	COLORADO vs. Baylor or Boston College (7)	TBD	ESPNU
Sat., Nov. 17	CALIFORNIA at Denver	6 p.m. MT	ROOT
	Sacramento State at UTAH	7 p.m. MT	P12N
	OREGON STATE vs. Purdue/Villanova (8)	TBA	ESPN2
Sun., Nov. 18	WASHINGTON STATE at Pepperdine	7 p.m. PT	P12N
	Vanderbilt at OREGON	8 p.m. PT	P12N
	WASHINGTON vs. Seton Hall (9)	7:30 p.m. ET	ESPN3
Mon., Nov. 19	Florida A&M at ARIZONA STATE (10)	1 p.m. MT	P12N
	WASHINGTON vs. Ohio State/Rhode Island (9)	TBD	ESPN2 or 3
	Belmont at STANFORD	6 p.m. PT	P12N
Tues., Nov. 20	COLORADO vs. TBD (7)	TBD	ESPN2/U or 3
	UCLA vs. Georgetown (11)	8 p.m. ET	ESPN2
	Long Beach State at ARIZONA	7 p.m. MT	P12N
Wed., Nov. 21	WASHINGTON STATE vs. St. Louis/Texas A&M (13)	TBD	ESPNU or 3
	UCLA vs. Georgia or Indiana (11)	TBD	ESPN or U
	Cornell at ARIZONA STATE (10)	7 p.m. MT	P12N
Thurs., Nov. 22	USC vs. Texas or Chaminade (12)	TBD	ESPN2
	Idaho State at UTAH (14)	7 p.m. MT	P12N
	USC vs. TBD	TBD	ESPN2 or U
Fri., Nov. 23	STANFORD vs. Missouri (16)	1 p.m. ET	AXS
	CALIFORNIA vs. Drake (15)	8:30 p.m. PT	ESPN2
	ARIZONA STATE vs. Arkansas (17)	4 p.m. PT	ESPN3
Sat., Nov. 24	Central Michigan at UTAH (14)	5 p.m. MT	P12N
	OREGON vs. UNLV (18)	6 p.m. PT	P12N
	CALIFORNIA vs. Rice or Georgia Tech (15)	TBD	ESPN2 or U
Sun., Nov. 25	STANFORD vs. Louisville or Northern Iowa (16)	TBD	P12N
	Arkansas-Pine Bluff at WASHINGTON STATE	TBD	P12N
	Wright State at UTAH (14)	TBD	P12N
Mon., Nov. 19	Colorado State at WASHINGTON	4:30 p.m. PT	P12N
	ARIZONA STATE vs. Wisconsin or Creighton (17)	TBD	P12N
	OREGON vs. Cincinnati or Iowa State (18)	TBD	P12N
Tue., Nov. 20	STANFORD vs. TBD (16)	TBD	P12N
	Montana State at OREGON STATE	3 p.m. PT	P12N
	Air Force at COLORADO	6 p.m. MT	P12N

	Cal Poly at UCLA	7 p.m. PT	P12N
	San Diego State at USC	7 p.m. PT	FSN
	CALIFORNIA vs. TBD (15)	TBD	ESPN2/U or 3
Tues., Nov. 27	Texas Southern at COLORADO	7:30 p.m. MT	P12N
Wed., Nov. 28	Arkansas-Pine Bluff at ARIZONA STATE	6 p.m. MT	P12N
	Idaho at WASHINGTON STATE	7 p.m. PT	P12N
	Seattle at STANFORD	7 p.m. PT	P12N
	Northern Arizona at ARIZONA	8 p.m. MT	P12N
	UTAH at SMU	9 p.m. CT	P12N
	Cal State Northridge at UCLA	9 p.m. PT	P12N
	Saint Louis at WASHINGTON	9 p.m. PT	P12N
Thur., Nov. 29	UT-San Antonio at OREGON	7 p.m. PT	P12N
Fri., Nov. 30	OREGON STATE vs. Kansas (19)	7 p.m. CT	JTV
	UTAH at Texas State	7 p.m. CT	P12N
Sat., Dec. 1	Arkansas-Pine Bluff at OREGON	3:30 p.m. PT	P12N
	ARIZONA at Texas Tech	7 p.m. CT	ESPNU
	Sacramento State at ARIZONA STATE	6:30 p.m. MT	P12N
	San Diego State vs. UCLA (20)	7 p.m. PT	ESPNU
	COLORADO at Wyoming	8 p.m. MT	P12N
Sun., Dec. 2	Portland at WASHINGTON STATE	7:30 p.m. PT	P12N
	CALIFORNIA at Wisconsin	1 or 3 p.m. CT	BTN
	Denver at STANFORD	2 p.m. PT	P12N
	Cal State Fullerton at WASHINGTON	4 p.m. PT	P12N
Mon., Dec. 3	USC at Nebraska	7 p.m. CT	BTN
Tues., Dec. 4	Southern Mississippi at ARIZONA	7:30 p.m. MT	P12N
	Cal State San Marcos at UCLA (Exhib.)	7:30 p.m. PT	P12N
Wed., Dec. 5	Boise State at UTAH	6:30 p.m. MT	P12N
	Hartford at ARIZONA STATE	6:30 p.m. MT	P12N
	USC at New Mexico	8 p.m. MT	CBSSN
	Colorado State at COLORADO	8:30 p.m. MT	P12N
	Gonzaga at WASHINGTON STATE	8 p.m. PT	ESPNU
Sat., Dec. 8	Cal State Northridge at ARIZONA STATE	12 noon MT	P12N
	COLORADO at Kansas	1 p.m. CT	ESPN2
	Grambling State at OREGON STATE	1 p.m. PT	P12N
	UCLA vs. Texas (21)	4:15 p.m. CT	ESPN
	Idaho State at OREGON	3 p.m. PT	P12N
	Nevada at WASHINGTON	5 p.m. PT	P12N
	ARIZONA at Clemson	8 p.m. ET	ESPN2
	UTAH at BYU	7 p.m. MT	P12N
	Minnesota at USC	7:30 p.m. PT	P12N
Sun., Dec. 9	UNLV at CALIFORNIA	3 p.m. PT	ESPNU
	Fresno State at WASHINGTON STATE	4 p.m. PT	P12N



Aaron Bright, Stanford

PAC-12 COMPOSITE SCHEDULE



Wed., Dec. 12	DePaul at ARIZONA STATE COLORADO at Fresno State OREGON STATE at Portland State	7 p.m. MT 7 p.m. PT 7:30 p.m. PT	P12N CSN	Sat., Jan. 19	ARIZONA at ARIZONA STATE OREGON at UCLA CALIFORNIA AT STANFORD OREGON STATE AT USC COLORADO AT WASHINGTON STATE UTAH AT WASHINGTON	12:30 p.m. MT 1 p.m. PT 1:30 p.m. PT 5 p.m. PT 7 p.m. PT 6 or 8 p.m. PT	FSN CBS FSN P12N P12N ESPN2
Thurs., Dec. 13	Jackson State at WASHINGTON STATE WASHINGTON at Seattle (22)	7 p.m. PT 7 p.m. PT	P12N ROOT	Wed., Jan. 23	WASHINGTON STATE at OREGON WASHINGTON at OREGON STATE	6:30 p.m. PT 8:30 p.m. PT	P12N P12N
Sat., Dec. 15	Dartmouth at ARIZONA STATE Nebraska at OREGON UC Davis at STANFORD Jackson State at WASHINGTON UC Riverside at USC Prairie View A&M at UCLA Florida at ARIZONA Creighton at CALIFORNIA	1 p.m. MT 1:30 p.m. PT 2 p.m. PT 4 p.m. PT 4 p.m. PT 6 p.m. PT 8 p.m. MT 8 p.m. PT	P12N FSN P12N P12N P12N P12N ESPN P12N	Thurs., Jan. 24	CALIFORNIA at UTAH UCLA at ARIZONA STANFORD at COLORADO USC at ARIZONA STATE	6:30 p.m. MT 7 p.m. MT 8 p.m. MT 8:30 p.m. MT	P12N ESPN2 ESPN2 P12N
Sun., Dec. 16	Chicago State at OREGON STATE	4 p.m. PT	P12N	Sat., Jan. 26	WASHINGTON STATE at OREGON STATE WASHINGTON at OREGON USC at ARIZONA UCLA at ARIZONA STATE CALIFORNIA at COLORADO STANFORD at UTAH	2 p.m. PT 4 p.m. PT 5 p.m. MT 8 p.m. MT 1:30 p.m. MT 7 p.m. MT	P12N P12N ESPN2 FSN FSN P12N
Tues., Dec. 18	STANFORD at North Carolina State Oral Roberts at ARIZONA SMU at UTAH Long Beach State at UCLA UC Santa Barbara at CALIFORNIA	9 p.m. ET 7 p.m. MT 7 p.m. MT 8 p.m. PT 8 p.m. PT	ESPN2 P12N P12N P12N P12N	Wed., Jan. 30	USC at UCLA OREGON at STANFORD ARIZONA at WASHINGTON OREGON STATE at CALIFORNIA ARIZONA STATE at WASHINGTON STATE	7 p.m. PT 8 p.m. PT 6 p.m. PT 7 p.m. PT 8 p.m. MT	P12N ESPN2 ESPN or 2 ESPN2 P12N
Wed., Dec. 19	OREGON at Texas-EI Paso Howard at OREGON STATE	6 p.m. MT 7 p.m. PT	CBSSN P12N	Thur., Jan. 31	OREGON STATE at CALIFORNIA ARIZONA STATE at WASHINGTON STATE	7 p.m. PT 8 p.m. MT	ESPN2 P12N
Thurs., Dec. 20	Cal Poly at WASHINGTON UC Irvine at USC	6 p.m. PT 8 p.m. PT	P12N P12N	Sat., Feb. 2	COLORADO at UTAH OREGON at CALIFORNIA ARIZONA STATE at WASHINGTON ARIZONA at WASHINGTON STATE OREGON STATE at STANFORD	12:30 p.m. MT 1:30 p.m. PT 6 p.m. MT 7 p.m. PT 12 noon PT	FSN FSN ESPN2 P12N P12N
Fri., Dec. 21	STANFORD at Northwestern Northern Arizona at COLORADO WASHINGTON STATE vs. Buffalo (23) Cal State Northridge at UTAH	8 p.m. CT 6:30 p.m. MT 7:30 p.m. PT 8:30 p.m. MT	BTN P12N P12N P12N	Sun., Feb. 3	STANFORD at ARIZONA UTAH at OREGON STATE	7 or 9 p.m. MT 7 p.m. PT	ESPN2 P12N
Sat., Dec. 22	USC at Georgia Houston Baptist at OREGON Northern Illinois at WASHINGTON OREGON STATE vs. San Diego (24) Fresno State at UCLA ARIZONA vs. East Tennessee State (25) Prairie View A&M at CALIFORNIA ARIZONA STATE at Texas Tech	1:30 p.m. ET 12 noon PT 4 p.m. PT 6 p.m. PT 8 p.m. PT 5:30 p.m. HT 2 p.m. PT TBA	FSN P12N P12N P12N P12N ESPN2 P12N TBA	Wed., Feb. 6	WASHINGTON STATE at UCLA STANFORD at ARIZONA STATE CALIFORNIA at ARIZONA STATE COLORADO at OREGON STATE WASHINGTON STATE at USC UTAH at OREGON WASHINGTON STATE at UCLA STANFORD at ARIZONA STATE	7 p.m. PT 7 p.m. PT 7:30 p.m. MT 7 p.m. PT 8:30 p.m. PT 5 p.m. PT 7 p.m. PT 5 p.m. MT 6 p.m. PT 7 p.m. PT	P12N P12N P12N P12N P12N P12N P12N P12N P12N P12N
Sun., Dec. 23	ARIZONA vs. Miami, Fla. or Hawai'i (25)	TBD	ESPN2 or U	Sat., Feb. 9	CALIFORNIA at ARIZONA COLORADO at OREGON STATE WASHINGTON at USC	5 p.m. PT 5 p.m. MT 6 p.m. PT 7 p.m. PT	P12N P12N P12N FSN
Tues., Dec. 25	ARIZONA vs. TBD (25)	TBD	ESPN2 or U	Sun., Feb. 10	ARIZONA STATE at UTAH OREGON STATE at WASHINGTON STATE OREGON at WASHINGTON UCLA at CALIFORNIA ARIZONA at COLORADO USC at STANFORD	6 p.m. MT 7 p.m. PT 8 p.m. PT 6 p.m. PT 8 p.m. MT 8 p.m. PT	P12N P12N ESPN2 ESPN or 2 P12N P12N
Fri., Dec. 28	College of Idaho at UTAH Missouri at UCLA	7:30 p.m. MT 7 p.m. PT	P12N ESPN2	Thurs., Feb. 14	UTAH at OREGON WASHINGTON STATE at UCLA STANFORD at ARIZONA STATE CALIFORNIA at ARIZONA COLORADO at OREGON STATE WASHINGTON at USC	5 p.m. PT 7 p.m. PT 5 p.m. MT 6 p.m. PT 7 p.m. PT	ESPN2 P12N P12N P12N P12N FSN
Sat., Dec. 29	Coppin State at ARIZONA STATE Hartford at COLORADO WASHINGTON STATE vs. Idaho State (26) WASHINGTON at Connecticut Towson at OREGON STATE Harvard at CALIFORNIA Lafayette at STANFORD	12 noon MT 12 noon MT 3 p.m. PT 7:30 p.m. ET 5 p.m. PT 5 p.m. PT 7:30 p.m. PT	P12N P12N P12N ESPN2 P12N P12N P12N	Wed., Feb. 13	ARIZONA STATE at UTAH OREGON STATE at WASHINGTON STATE OREGON at WASHINGTON UCLA at CALIFORNIA ARIZONA at COLORADO USC at STANFORD	6 p.m. MT 7 p.m. PT 8 p.m. PT 6 p.m. PT 8 p.m. MT 8 p.m. PT	P12N P12N ESPN2 ESPN or 2 P12N P12N
Sun., Dec. 30	Dayton at USC	4 p.m. PT	P12N	Sat., Feb. 16	UTAH at STANFORD OREGON at WASHINGTON STATE ARIZONA STATE at COLORADO OREGON STATE at WASHINGTON ARIZONA at UTAH USC at CALIFORNIA	1 p.m. PT 4 p.m. PT 7 p.m. MT 8 p.m. PT 1 p.m. MT 7 p.m. PT	ESPN or 2 P12N P12N FSN P12N FSN
Mon., Dec. 31	Texas-Pan American at OREGON STATE Nevada at OREGON	2 p.m. PT 4 p.m. PT	P12N P12N	Sun., Feb. 17	WASHINGTON STATE at ARIZONA STATE WASHINGTON at ARIZONA CALIFORNIA at OREGON UTAH at COLORADO STANFORD at OREGON STATE WASHINGTON STATE at ARIZONA CALIFORNIA at OREGON STATE STANFORD at OREGON WASHINGTON at ARIZONA STATE UCLA at USC	8 p.m. MT 9 p.m. MT 6 p.m. PT 8 p.m. MT 8 p.m. PT 1 p.m. MT 3 p.m. PT 5 p.m. PT 9 p.m. MT 12:30 p.m. PT	P12N P12N P12N P12N ESPN2 FSN P12N P12N ESPN2 FSN
Wed., Jan. 2	UTAH at ARIZONA STATE	8 p.m. MT	P12N	Wed., Feb. 20	ARIZONA STATE at UTAH OREGON STATE at WASHINGTON STATE OREGON at WASHINGTON UCLA at CALIFORNIA ARIZONA at COLORADO USC at STANFORD	8 p.m. MT 9 p.m. MT 6 p.m. PT 8 p.m. MT 8 p.m. MT 8 p.m. PT	P12N P12N ESPN2 ESPN or 2 P12N P12N
Thurs., Jan. 3	COLORADO at ARIZONA STANFORD AT USC CALIFORNIA at UCLA	6 p.m. MT 7 p.m. PT 8 p.m. PT	ESPN2 ESPN2 FSN	Thurs., Feb. 21	WASHINGTON STATE at ARIZONA STATE WASHINGTON at ARIZONA CALIFORNIA at OREGON UTAH at COLORADO STANFORD at OREGON STATE WASHINGTON STATE at ARIZONA CALIFORNIA at OREGON STATE STANFORD at OREGON WASHINGTON at ARIZONA STATE UCLA at USC	8 p.m. PT 7 p.m. PT 8 p.m. MT 8 p.m. MT 8 p.m. PT 1 p.m. MT 3 p.m. PT 5 p.m. PT 9 p.m. MT 12:30 p.m. PT	ESPN2 P12N P12N P12N ESPN2 FSN P12N P12N ESPN2 FSN
Sat., Jan. 5	STANFORD at UCLA UTAH at ARIZONA WASHINGTON at WASHINGTON STATE CALIFORNIA at USC	12 noon PT 3 p.m. MT 6:30 p.m. PT 8 p.m. PT	P12N P12N ESPN2 FSN	Sat., Feb. 23	ARIZONA STATE at UTAH OREGON STATE at WASHINGTON STATE OREGON at WASHINGTON UCLA at CALIFORNIA ARIZONA at COLORADO USC at STANFORD	8 p.m. MT 9 p.m. MT 6 p.m. PT 8 p.m. MT 8 p.m. PT 1 p.m. MT	P12N P12N ESPN2 ESPN or 2 P12N P12N
Sun., Jan. 6	COLORADO at ARIZONA STATE OREGON at OREGON STATE	6 p.m. MT 7 p.m. PT	P12N FSN	Sun., Feb. 24	WASHINGTON STATE at ARIZONA STATE WASHINGTON at ARIZONA CALIFORNIA at OREGON UTAH at COLORADO STANFORD at OREGON STATE WASHINGTON STATE at ARIZONA CALIFORNIA at OREGON STATE STANFORD at OREGON WASHINGTON at ARIZONA STATE UCLA at USC	6 p.m. MT 7 p.m. PT 8 p.m. MT 8 p.m. MT 8 p.m. PT 1 p.m. MT 3 p.m. PT 5 p.m. PT 9 p.m. MT 12:30 p.m. PT	P12N FSN P12N P12N ESPN2 FSN P12N P12N ESPN2 FSN
Wed., Jan. 9	WASHINGTON STATE at STANFORD WASHINGTON at CALIFORNIA	7 p.m. PT 8 p.m. PT	P12N ESPN2	Wed., Feb. 27	ARIZONA at USC COLORADO at STANFORD ARIZONA STATE at UCLA	6:30 p.m. PT 8 p.m. PT 8:30 p.m. PT	P12N ESPN2 P12N
Thurs., Jan. 10	ARIZONA at OREGON UCLA at UTAH USC at COLORADO ARIZONA STATE at OREGON STATE UCLA at COLORADO WASHINGTON STATE at CALIFORNIA USC at UTAH ARIZONA at OREGON STATE WASHINGTON at STANFORD	6 p.m. PT 7:30 p.m. MT 8 p.m. MT 8:30 p.m. PT 12 noon MT 1 p.m. PT 4 p.m. MT 6:30 p.m. PT 8 p.m. PT	ESPN or 2 P12N ESPN2 P12N P12N P12N P12N ESPN2 FSN	Thurs., Feb. 28	UTAH at CALIFORNIA OREGON STATE at OREGON	6 p.m. PT 8 p.m. PT	ESPN2 ESPN2
Sun., Jan. 13	ARIZONA STATE at OREGON	6 p.m. PT	P12N	Sat., Mar. 2	ARIZONA STATE at USC COLORADO at CALIFORNIA ARIZONA at UCLA	12 noon PT 2 p.m. PT 6 p.m. PT	FSN ESPN2 ESPN
Wed., Jan. 16	UTAH at WASHINGTON STATE COLORADO at WASHINGTON	6:30 p.m. PT 8:30 p.m. PT	P12N P12N	Sun., Mar. 3	WASHINGTON STATE at WASHINGTON UTAH at STANFORD	12:30 p.m. PT 2 p.m. PT	FSN P12N
Thurs., Jan. 17	OREGON STATE at UCLA OREGON at USC	6 p.m. PT 8 p.m. PT	ESPN2 ESPN2				

Wed., Mar. 6	UCLA at WASHINGTON STATE STANFORD at CALIFORNIA USC at WASHINGTON	6:30 p.m. PT P12N 8 p.m. PT ESPN2 8:30 p.m. PT P12N
Thurs., Mar. 7	OREGON at COLORADO OREGON STATE at UTAH	7 p.m. MT ESPNU 9 p.m. MT ESPNU
Sat., Mar. 9	UCLA at WASHINGTON OREGON at UTAH ARIZONA STATE at ARIZONA OREGON STATE at COLORADO USC at WASHINGTON STATE	11 a.m. PT CBS 12:30 p.m. MT P12N 2:30 p.m. MT FSN 2:30 p.m. MT P12N 3:30 p.m. PT P12N

**2013 Pac-12 Men's Basketball Tournament
MGM Grand Garden Arena, Las Vegas, Nev.**

Wed., Mar. 13	Pac-12 Tournament Game 1 Pac-12 Tournament Game 2 Pac-12 Tournament Game 3 Pac-12 Tournament Game 4	12 noon PT P12N 2:30 p.m. PT P12N 6 p.m. PT P12N 8:30 p.m. PT P12N
Thurs., Mar. 14	Pac-12 Tournament Quarterfinal 1 Pac-12 Tournament Quarterfinal 2 Pac-12 Tournament Quarterfinal 3 Pac-12 Tournament Quarterfinal 4	12 noon PT P12N 2:30 p.m. PT P12N 6 p.m. PT P12N 8:30 p.m. PT ESPNU
Fri., Mar. 15	Pac-12 Tournament Semifinal 1 Pac-12 Tournament Semifinal 2	6 p.m. PT P12N 8:30 p.m. PT ESPN or 2
Sat., Mar. 16	Pac-12 Tournament Championship Game	8 p.m. PT ESPN

Neutral Sites & Tournaments

- (1) 2K Sports Classic Regional Round
- (2) Oakland, Calif. (Oracle Arena)
- (3) Global Sports Classic Host Round
- (4) CBE Hall of Fame Classic Host Round
- (5) Tip-Off Hall of Fame Classic Host Round
- (6) Legends Classic Host Round
- (7) Charleston Classic, Charleston, S.C.
- (8) 2K Sports Classic Championship, New York, N.Y. (Madison Square Garden)
- (9) Tip-Off Hall of Fame Classic, Unacadville, Conn. (Mohegan Sun Arena)
- (10) Continental Tire Las Vegas Invitational Host Round
- (11) Legends Classic, Brooklyn, N.Y. (Barclays Center)
- (12) Maui Invitational, Lahaina, Maui (Lahaina Civic Center)
- (13) CBE Hall of Fame Classic, Kansas City, Mo.
- (14) Utah Thanksgiving Tournament, Salt Lake City, Utah
- (15) Anaheim Classic, Anaheim, Calif. (Convention Center)
- (16) Battle 4 Atlantis, Paradise Island, Bahamas
- (17) Continental Tire Las Vegas Invitational, Las Vegas, Nev. (Orleans Arena)
- (18) Global Sports Classic, Las Vegas, Nev. (Thomas & Mack)
- (19) Kansas City, Mo.
- (20) John R. Wooden Classic, Anaheim, Calif.
- (21) Houston, Texas (Reliant Stadium)
- (22) Seattle, Wash. (KeyArena)
- (23) Cougar Hardwood Classic, Seattle, Wash. (KeyArena)
- (24) Las Vegas, Nev. (MGM Grand Garden Arena)
- (25) Diamond Head Classic, Honolulu, Hawaii
- (26) Kennewick, Wash. (Toyota Center)
- (27) Pac-12 Tournament, Las Vegas, Nev. (MGM Grand Garden Arena)



2013 NCAA TOURNAMENT

FIRST ROUND

Tuesday, March 19 & Wednesday, March 20:
Dayton Arena, Dayton, Ohio
(University of Dayton, host)

SECOND & THIRD ROUNDS

Thursday, March 21 & Saturday, March 23:
Palace of Auburn Hills, Auburn Hills, Mi.
(Oakland University, host)

Rupp Arena, Lexington, Ky.
(University of Kentucky, host)

Energy Solutions Arena, Salt Lake City, Utah
(University of Utah, host)

HP Pavilion, San Jose, Calif.
(West Coast Conference, host)

Friday, March 22 & Sunday, March 24:
Frank Erwin Center, Austin, Texas
(University of Texas, host)

UD Arena, Dayton, Ohio
(University of Dayton, host)

Sprint Center, Kansas City, Mo.
(Missouri Valley Conference, host)

Wells Fargo Center, Philadelphia, Pa.
(Temple University, host)

REGIONALS

Thursday, March 28 & Saturday, March 30:
Staples Center, Los Angeles, Calif.
(Pepperdine University, host)

Verizon Center, Washington, D.C.
(Georgetown University, host)

Friday, March 29 & Sunday, March 31:
Cowboys Stadium, Arlington, Texas
(Big 12 Conference, host)


Lucas Oil Stadium, Indianapolis, Ind.
(IUPUI, Horizon League, hosts)

FINAL FOUR

Saturday, April 6 and Monday, April 8:
Georgia Dome, Atlanta, Ga..
(Georgia Institute of Technology, host)
Information, website: www.ncaasports.com

Future Final Four Sites

- 2014 Cowboys Stadium, North Texas (April 5 & 7)
- 2015 Lucas Oil Stadium, Indianapolis (April 4 & 6)
- 2016 Reliant Stadium, Houston (April 2 & 4)



David Wear, UCLA



UCLA's Lew Alcindor (Kareem Abdul-Jabbar) and Bill Walton flank John Wooden - arguably two of the greatest college players and coach ever.

Then came UCLA and its unlikely-to-ever-be-duplicated-again feat of seven consecutive NCAA Championships (11 overall), which was engineered by the great John Wooden – “The Wizard of Westwood.” The Bruins actually won a pair of titles in 1964 and '65, then began their streak in 1967 (Alcindor’s first season). A loss to North Carolina State in the 1974 Finals ended the streak, but UCLA came back the following season to defeat Kentucky for its 10th title in 12 years.

After UCLA captured the school's 11th title in 1995 with a victory over Arkansas, the Arizona Wildcats became the sixth Pac-12 team to capture the league's 16th men's basketball championship in 1997. The Wildcats became the first team in the history of the tournament to defeat three number one seeds (Kansas, North Carolina and Kentucky) en route to the title.



Arizona State's James Harden is one of four former Pac-12 players to play for Team USA in the 2012 London Olympics.

With 16 NCAA Championships (by six different schools) under its belt, it's easy to see why Pac-12 Basketball has as rich and as storied a tradition of hoop excellence as any Conference – if not more so.

Some of the best ever to play the game have passed through this league – Jason Kidd, Gary Payton, Kareem Abdul-Jabbar (Lew Alcindor), Bill Walton, Hank Luisetti, Sidney Wicks, Bob Houbregs, Jack Gardner. The same is true on the coaching side – John Wooden, Slat Gill, Ralph Miller, Pete Newell, Marv Harshman, Everett Dean, Lute Olson.

The “Conference of Champions” has claimed a record 16 NCAA Tournament titles, 38 NCAA Final Four Appearances, 90 consensus All-Americans, 17 National Players of the Year, 25 Naismith Memorial Basketball Hall of Fame members . . . well, you get the picture.

Pac-12 Basketball began 95 seasons ago with the formation of the Pacific Coast Conference. California won the first title in 1916 with a 5-3 record, ahead of competitors Oregon State (5-3) and Washington (2-6). That season also produced the league's first All-American, Ade Sieberts of Oregon State. Six teams competed the following year, and Washington State's 8-1 mark stood above the others.

With the expansion of the PCC to eight teams in 1922, the league was split into north and south divisions, with the divisional champions meeting in a playoff. Idaho defeated California in the first playoff and produced the Conference's fifth All-American in eight seasons in Al Fox.


The NCAA Tournament became a reality with the 1939 season, and a Pac-12 (PCC) team was the first to win it, as Oregon defeated Texas, Oklahoma and Ohio State en route to the title in Evanston, Ill. USC was in the Final Four the next year, while Washington State advanced to the title game in 1941, but fell to Wisconsin by five, 39-34. Stanford claimed the NCAA crown the following year with a 53-38 win over Dartmouth. Utah, which joined the Pac-12 in 2011, captured the 1944 NCAA title with a 42-40 overtime victory over Dartmouth.

Pete Newell's California Golden Bears won the 1959 NCAA title with a win over West Virginia, and were runners-up to Ohio State the following season.

In recent years, the Pac-12 has enjoyed a large amount of success - as evidenced by NCAA "Sweet 16" appearances in 22 of the past 25 seasons, at least half its teams in postseason play in 22 of the last 24 seasons, 12 national and freshman players of the year in the last 23 seasons and a couple of NIT pre- and postseason titles, just to name a few of the accolades – giving the Pac-12 the right to proudly be referred to as “The Conference of Champions.”

This is Pac-12 Basketball. . .

- 16 NCAA titles - more than any other conference.
- Since 2008, the Pac-12 has had 20 players drafted in the first round of the NBA. Over the last four NBA Drafts a total of 33 Pac-12 players have been selected representing 11 of the Conference's 12 member institutions.
- Four former Pac-12 players on Team USA that won Gold at the 2012 London Olympics.



Oregon State's Gary Payton was one of college basketball's most dominant players in the mid-1980's.

PAC-12 CONFERENCE // THIS IS PAC-12 BASKETBALL



▶ Oregon's E.J. Singler will guide the Ducks in quest of a third straight 20-win season. It's only happened once before in school history when Oregon posted four consecutive 20-win seasons from 1936-39, which was capped with the 1939 NCAA title.

▶ Colorado's Tad Boyle will look to lead the Buffaloes in defense of their Pac-12 Tournament crown.



▶ USC will count on a healthy Jio Fontan to lead the Trojans back into the mix for a postseason berth.

WILDCAT FACTS

Location: Tucson, AZ 85721
Founded/Enrollment: 1885/40,200
Colors: Cardinal & Navy
 (Pantone® 200/281)
Joined Pac-12: 1978-79
All-time record: 1,618-892-1 (108 seasons)
President: Dr. Ann Weaver Hart
Faculty Rep: Jory Hancock
Athletic Director: Greg Byrne
SWA: Kathleen L. LaRose

Head Coach: Sean Miller (Pittsburgh, '92)
Career Record: 189-82 (8 years)
Arizona Record: 69-35 (3 years)
Pac-12 Record: 36-19 (3 years)
Office: (520) 621-4813
Fax: (520) 621-2202

Associate Head Coach: James Whitford
Assistant Coaches: Emanuel Richardson,
 Joe Pasternack

Basketball SID: Richard Paige
E-mail: rpaige@email.arizona.edu
Office: (520) 621-0916
Cell: (520) 850-2118

Local Radio: KCUB (1290 AM)

Home Court: McKale Center
 (14,538/1973)
Record in McKale: 506-100 (40 years)
Press Row Phone: (520) 621-4334
Press Will-Call: Northeast entrance
Press Row Location: Courtside across
 from benches, baselines, Sect. 24

RECORD HOLDERS

POINTS

Career: 2555 – Sean Elliott, 1986-89
Season: 848 – Khalid Reeves, 1994
Game: 46 – Ernie McCray vs. CSLA,
 2/6/60

THREE-POINT FIELD GOALS

Career: 342 – Salim Stoudamire, 2002-05
Season: 120 – Salim Stoudamire, 2005
Game: 9 – Salim Stoudamire vs. Oregon
 State, 2/20/05

REBOUNDS

Career: 1190 – Al Fleming, 1973-76
Season: 375 – Jordan Hill, 2008-09
Game: 26 – Bill Reeves vs. UCSB, 2/1/56
 Joe Skaisgir vs. CSLA, 1/31/62

ASSISTS

Career: 810 – Russell Brown, 1978-81
Season: 247 – Russell Brown, 1979
Game: 19 – Russell Brown vs. Grand
 Canyon, 12/8/79

STEALS

Career: 245 – Jason Terry, 1996-99
Season: 85 – Jason Terry, 1997
Game: 9 – Bennett Davison vs. Stanford,
 2/28/98

BLOCKED SHOTS

Career: 278 – Anthony Cook, 1986-89
Season: 102 – Loren Woods, 2000
Game: 14 – Loren Woods vs. Oregon,
 2/3/00

ARIZONA NUMERICAL ROSTER

No.	Name	Pos.	Ht.	Wt.	Yr.	Exp.	Hometown (Last School)
1	Gabe York	G	6-2	185	Fr.	HS	Orange Calif. (Orange Lutheran HS)
2	Mark Lyons	G	6-1	200	Sr.	TR	Schenectady, N.Y. (Xavier)
3	Kevin Parrom	G/F	6-6	220	Sr.	3L	Bronx, N.Y. (South Kent HS (Conn.))
4	T.J. McConnell	G	6-1	190	Jr.	TR	Pittsburgh, Pa. (Duquesne)
13	Nick Johnson	G	6-3	200	So.	1L	Gilbert, Ariz. (Findlay Prep HS (Nev.))
20	Jordin Mayes	G	6-3	200	Jr.	2L	Los Angeles, Calif. (Westchester HS)
21	Brandon Ashley	F	6-8	235	Fr.	HS	Oakland, Calif. (Findlay Prep HS (Nev.))
30	Angelo Chol	F	6-9	225	So.	1L	San Diego, Calif. (Hoover HS)
31	Matt Korcheck	F	6-10	225	Jr.	JC	Tucson, Ariz. (Cochise College (Ariz.))
33	Grant Jerrett	F	6-10	235	Fr.	HS	La Veme, Calif. (Lutheran HS)
35	Kaleb Tarczewski	C	7-0	255	Fr.	HS	Claremont, N.H. (St. Mark's School (Mass.))
44	Solomon Hill	F	6-7	220	Sr.	3L	Los Angeles, Calif. (Fairfax HS)
50	Jacob Hazzard	G	5-11	165	Fr.	HS#	Los Angeles, Calif. (Loyola HS)
51	Quinton Crawford	G	6-2	200	Sr.	1L#	Old Bridge, N.J. (Middlesex County College)
52	Max Wiepking	F	6-6	220	Sr.	3L#	Englewood, Colo. (Kent Denver School)
55	Drew Mellon	F	6-6	210	So.	1L#	Santa Ana, Calif. (Mater Dei HS)

* - Has used redshirt year. # - Walk-on. Returning starter in **bold**.



HEAD COACH - SEAN MILLER

- Appointed Arizona's head men's basketball coach on April 7, 2009, becoming the sixth head coach in the last 83 years.
- In just his second year at Arizona, earned Pac-10 Coach of the Year honors as he led the Wildcats to their 12th league title, the school's third 30-win season and an NCAA Elite Eight appearance.
- Coached Xavier to three straight Atlantic-10 Conference regular season championships while compiling a 120-47 (.719) record in five seasons.
- In 2007-08, set a record for most victories in a season at Xavier, 30, earning Atlantic-10 Conference Coach of the Year honors.
- Played on the United States' 1991 World University Games team that earned a gold medal.

MILLER YEAR-BY-YEAR

Year	School
2004-05	Xavier
2005-06	Xavier
2006-07	Xavier
2007-09	Xavier
2008-09	Xavier
<i>Xavier totals (5 years)</i>	
2009-10	Arizona
2010-11	Arizona
2011-12	Arizona
<i>Arizona totals (3 years)</i>	
Career totals (8 years)	

ALL	CONFERENCE	POSTSEASON			
		Fin.	Conf.	NCAA	Other
17-12	10-6	T2nd	A-10		
21-11	8-8	T7th	A-10	0-1	
25-9	13-3	T1st	A-10	1-1	
30-7	14-2	1st	A-10	3-1	
27-8	12-4	1st	A-10	2-1	
<i>120-47 (.719)</i>				<i>6-4 (.600)</i>	<i>0-0</i>
16-15	10-8	4th	Pac-10		
30-8	14-4	1st	Pac-10	3-1	
23-12	12-6	4th	Pac-12		0-1 (NIT)
<i>69-35 (.663)</i>				<i>3-1 (.750)</i>	<i>0-1</i>
189-82 (.697)				9-5 (.643)	0-1

2012-13 SCHEDULE

October
Wed., 31.....Humboldt State (Exhib.)...6:30 p.m.

November
Tues., 6Chico State (Exhib.)6:30 p.m.
Sun., 11.....Charleston Southern4 p.m.P12N
Thurs., 15.....UTEP8 p.m.FSN
Mon., 19.....Long Beach State7 p.m.P12N
Wed., 28.....Northern Arizona8 p.m.P12N

December
Sat., 1.....at Texas Tech7 p.m.ESPNU
Tues., 4Southern Miss7:30 p.m.P12N
Sat., 8.....at Clemson8 p.m.ESPN2
Sat., 15.....Florida.....8 p.m.ESPN
Tues., 18Oral Roberts.....7 p.m.P12N
Sat., 22.....ETSU (1)5:30 p.m.ESPN2
Sun., 23.....Miami, Fla./Hawaii (1)TBA.....ESPN2/U
Tues., 25TBATBA.....ESPN2/U

January
Thurs., 3.....Colorado*6 p.m.ESPNU
Sat., 5.....Utah*3 p.m.P12N
Thurs., 10.....at Oregon*6 p.m.ESPN2
Sat., 12.....at Oregon State*6:30 p.m.ESPNU
Sat., 19.....at Arizona State*12:30 p.m.FSN
Thurs., 24.....UCLA*7 p.m.ESPN2
Sat., 26.....USC*5 p.m.ESPNU
Thurs., 31.....at Washington*6 p.m.ESPN2

February
Sat., 2.....at Washington State*7 p.m.P12N
Wed., 6.....Stanford*7 or 9 p.m.ESPN2
Sun., 10.....California*5 p.m.P12N
Thurs., 14.....at Colorado*8 p.m.P12N
Sun., 17.....at Utah*1 p.m.P12N
Wed., 20.....Washington*9 p.m.ESPN2
Sat., 23.....Washington State*1 p.m.FSN
Wed., 27.....at USC*6:30 p.m.P12N

March
Sat., 2.....at UCLA*6 p.m.ESPN
Sat., 9.....Arizona State*2:30 p.m.FSN
13-16Pac-12 Tournament (2)

(1) Diamond Head Classic, Honolulu, Hawaii
(2) Las Vegas, Nev. (MGM Grand Garden Arena)

* Pac-12 game
Game times local to site.

**2011-12 RESULTS
(23-12, 12-6)**

11/7	Valparaiso	W	73-64
11/9	Duquesne (1)	W	67-59
11/13	Ball State	W	73-63
11/17	St. John's (2)	W	81-72
11/18	Miss. St./Texas A&M (2)	L	57-67
11/23	San Diego State	L	57-61
11/29	at New Mexico State	W	83-76
12/3	Northern Arizona	W	53-39
12/7	at Florida	L (OT)	72-78
12/10	Clemson	W	63-47
12/17	vs. Gonzaga	L	60-71
12/20	Oakland	W	85-73
12/22	Bryant University	W	100-60
12/31	Arizona State*	W	68-51
1/5	at UCLA*	L	58-65
1/8	at USC*	W	57-46
1/12	Oregon State*	W (OT)	81-83
1/14	Oregon*	L	57-59
1/19	at Utah*	W	77-51
1/21	at Colorado*	L	63-64
1/26	Washington State*	W	85-61
1/28	Washington*	L	67-69
2/2	at California*	W	78-74
2/4	at Stanford*	W	56-43
2/9	Colorado*	W	71-57
2/11	Utah*	W	70-61
2/16	at Washington State*	W	76-72
2/18	at Washington*	L	70-79
2/23	USC*	W	70-54
2/25	UCLA*	W	65-63
3/4	at Arizona State*	L	80-87
3/8	vs. UCLA (3)	W	66-58
3/9	vs. Oregon State (3)	W	72-61
3/10	vs. Colorado (3)	L	51-53
3/14	Bucknell (4)	L	54-65

(1) 2k Sports Classic benefiting Coaches vs. Cancer, New York, N.Y. (Madison Square Garden)
(2) 2k Sports Classic benefiting Coaches vs. Cancer, New York, N.Y. (Madison Square Garden)
(3) Pacific Life Pac-12 Tournament Los Angeles, Calif. (STAPLES Center)
(4) 2012 National Invitation Tournament, Tuscon, Ariz.
* Pac-12 Conference Game

RECENT FINISHES

Year	CONF.		ALL		Post.
	W-L	Fin.	W-L		
78-79	10-8	4t	16-11		
79-80	6-12	6	12-15		
80-81	8-10	5t	13-14		
81-82	4-14	8t	9-18		
82-83	1-17	10	4-24		
83-84	8-10	5t	11-17		
84-85	12-6	3t	21-10	NCAA	
85-86	14-4	1	23-9	NCAA	
86-87	13-5	2	18-12	NCAA	
87-88	17-1	1*	35-3	NCAA^	
88-89	17-1	1*	29-4	NCAA	
89-90	15-3	1t*	25-7	NCAA	
90-91	14-4	1	28-7	NCAA	
91-92	13-5	3	24-7	NCAA	
92-93	17-1	1	24-4	NCAA	
93-94	14-4	1	29-6	NCAA^	
94-95	13-5	2	23-8	NCAA	
95-96	13-5	2	26-7	NCAA	
96-97	11-7	5	25-9	NCAA#	
97-98	17-1	1	30-5	NCAA	
98-99	13-5	2	22-7	NCAA	
99-00	15-3	1t	27-7	NCAA	
00-01	15-3	2	28-8	NCAA+	
01-02	12-6	2t*	24-10	NCAA	
02-03	17-1	1	28-4	NCAA	
03-04	11-7	3	20-10	NCAA	
04-05	15-3	1	30-7	NCAA	
05-06	11-7	4t	20-13	NCAA	
06-07	11-7	3t	20-11	NCAA	
07-08	8-10	7	19-15	NCAA	
08-09	9-9	5t	21-14	NCAA	
09-10	10-8	4	16-15	NCAA	
10-11	14-4	1	30-8	NCAA	
11-12	12-6	4	23-12	NIT	

* - Pac-10 Tournament Champion
^ - NCAA Final Four
- NCAA Champion
+ - NCAA runner-up

2011-12 ARIZONA STATISTICS (Overall: 23-12, Pac-12: 12-6/4th)

Player	GP-GS	Min/Avg	TOTAL		3-PTS		REBOUNDS				PF-FO	A	TO	Blk	Stl	Pts	Avg	
			FG-A	Pct	3FG-A	Pct	FT-A	Pct	Off/Def	Tot								Avg
Fogg, Kyle	35-34	1124/32.1	140-333	.420	72-162	.444	120-152	.789	17/114	131	3.7	78-2	76	63	13	37	472	13.5
Hill, Solomon	35-35	1134/32.4	151-302	.500	37-95	.389	113-156	.724	76/195	271	7.7	91-3	91	86	18	36	452	12.9
Perry, Jesse	35-35	1065/30.4	147-303	.485	11-40	.275	123-175	.703	91/170	261	7.5	76-1	45	53	20	13	428	12.2
Johnson, Nick	35-28	983/28.1	99-268	.369	40-125	.320	74-109	.679	19/95	114	3.3	79-3	85	67	19	26	312	8.9
Turner, Josiah	29-17	721/24.9	63-151	.417	7-31	.226	64-102	.627	23/66	89	3.1	51-2	70	60	8	31	197	6.8
Lavender, Brendon	35-3	564/16.1	63-133	.474	55-113	.487	10-16	.625	4/33	37	1.1	39-0	28	18	5	6	191	5.5
Parrom, Kevin	20-1	311/15.6	33-82	.402	14-42	.333	18-29	.621	18/39	57	2.9	21-0	33	16	3	4	98	4.9
Mayes, Jordn	29-16	512/17.7	46-131	.351	20-69	.290	24-31	.774	8/38	46	1.6	44-0	31	28	2	26	136	4.7
Chol, Angelo	35-0	427/12.2	40-71	.563	0-0	.000	19-28	.679	30/50	80	2.3	74-1	5	23	29	13	99	2.8
Natyazhko, Kyryl	22-6	160/7.3	11-28	.393	1-4	.250	1-4	.250	13/22	35	1.6	25-0	4	9	2	2	24	1.1
Wiepking, Max	4-0	7/1.8	1-1	1.000	1-1	1.000	1-2	.500	0/3	3	0.8	0-0	0	0	0	0	4	1.0
Johnson, Sidiki	3-0	7/2.3	0-2	.000	0-0	.000	1-2	.500	1/1	2	0.7	1-0	0	1	1	0	1	0.3
Jacobson, Alex	8-0	21/2.6	1-6	.167	0-0	.000	0-0	.000	0/3	3	0.4	4-0	3	1	2	1	2	0.3
Wise, Dondre	7-0	8/1.1	0-0	.000	0-0	.000	0-0	.000	0/1	1	0.1	1-0	2	1	0	0	0	0.0
Arvizu, Robert	1-0	3/3.0	0-0	.000	0-0	.000	0-0	.000	0/0	0	0.0	1-0	0	1	0	0	0	0.0
Crawford, Quinton	2-0	2/1.0	0-1	.000	0-1	.000	0-0	.000	0/0	0	0.0	0-0	0	0	0	0	0	0.0
Mellon, Drew	1-0	1/1.0	0-0	.000	0-0	.000	0-0	.000	0/0	0	0.0	1-0	0	0	0	0	0	0.0
TEAM									49/58	107	3.1	2		9				
ARIZONA	35		795-1812	.439	258-683	.378	568-806	.705	349/888	1237	35.3	588-12	473	436	122	195	2416	69.0
Opponents	35		799-1969	.406	170-596	.285	428-644	.665	380/793	1173	33.5	667--	403	415	108	198	2196	62.7

SUN DEVIL FACTS

Location: Tempe, AZ 85287-2505
Founded/Enrollment: 1885/73,373
Colors: Maroon & Gold (Pantone® 208/123)
Joined Pac-12: 1978-79
All-time Record: 1,250-1,130 (100 years)

President: Dr. Michael Crow
Faculty Rep: Dr. Gary Grossman
Athletic Director: Steve Patterson
SWA: Dawn Rogers

Head Coach: Herb Sendek
 (Carnegie-Mellon, '85)
Career Record: 352-254 (19 years)
ASU Record: 98-96 (6 years)
Pac-12 Record: 42-62 (6 years)
Office: (480) 965-3261
Fax: (480) 965-9082

Associate Head Coach: Dedrique Taylor
Assistant Coaches: Larry Greer, Eric Musselman

Basketball SID: Doug Tammara
E-Mail: tammara@asu.edu
Office: (480) 965-5799
Cell: (480) 734-7795

Local Radio: KTAR (620 AM)

Home Court: Wells Fargo Arena
 (10,734/1974)

Record in WFA: 374-180 (35 years)
Press Row Phone: (480) 965-7274/4778
Press Will-Call: Ticket office, west side
Press Row Location: Courtside and above opponent bench

RECORD HOLDERS

POINTS

Career: 2044 – Eddie House, 1997-2000
Season: 736 – Eddie House, 2000
Game: 61 – Eddie House vs. Cal, 1/8/00

THREE-POINT FIELD GOALS

Career: 323 – Stevin Smith, 1991-94
Season: 113 – Stevin Smith, 1993
Game: 10 – Twice. Last, Stevin Smith vs. Oregon State, 1/27/94

REBOUNDS

Career: 1022 – Tony Cerkvenik, 1960-63
Season: 415 – Tony Cerkvenik, 1961
Game: 27 – Mark Landsberger vs. San Diego State, 12/3/76

ASSISTS

Career: 551 – Derek Glasser, 2007-10
Season: 294 – Ahlon Lewis, 1998
Game: 16 – Ahlon Lewis vs. Northern Arizona, 12/23/97

STEALS

Career: 258 – Eddie House, 1997-2000
Season: 76 – Lafayette Lever, 1982
Game: 8 – Four times. Last, Stevin Smith vs. Alaska-Anchorage, 1/2/93

BLOCKED SHOTS

Career: 191 – Mario Bennett, 1992-95
Season: 115 – Mario Bennett, 1994
Game: 8 – Six times. Last, Jeff Pendergraph vs. Southern Illinois 3/20/08

ARIZONA STATE NUMERICAL ROSTER

No.	Name	Pos.	Ht.	Wt.	Yr.	Exp.	Hometown (Last School)
0	Carrick Felix	F/G	6-6	197	Sr.	2L	Goodyear, Ariz. (College of Southern Idaho)
1	Jahii Carson	G	5-10	160	Fr.*	RS	Mesa, Ariz. (Mesa HS)
2	Chris Colvin	G	6-2	200	Sr.	1L	Chicago, Ill. (Palm Beach C.C.)
3	Eric Jacobsen	F/C	6-10	235	Fr.	HS	Chandler, Ariz. (Hamilton HS)
4	Bo Barnes	G	6-4	190	So.*	TR	Scottsdale, Ariz. (Hawaii)
5	Richie Edwards	F	6-7	220	Sr.	TR	Lakeland, Fla. (Valparaiso)
10	Evan Gordon	G	6-1	187	Jr.*	TR	Indianapolis, Ind. (Liberty)
11	Calaen Robinson	G	6-1	180	Fr.	HS	Tempe, Ariz. (Corona del Sol HS)
13	Jordan Bachynski	C	7-2	257	Jr.	2L	Calgary, Alberta, Canada (Centennial HS)
22	Jarett Upchurch	G	6-1	192	Jr.	TR	Scottsdale, Ariz. (Eastern Wyoming)
23	Rusian Pateev	C	7-0	249	Sr.	3L	Moscow, Russia (Montverde Academy (Fla.))
31	Jonathan Gilling	F	6-7	219	So.	1L	Rungsted Kyst, Denmark (Horsholm 79ers)
33	Dave Whitmore	G	6-6	206	Jr.	SQ	Tempe, Ariz. (Corona Del Sol HS)
41	Kenny Martin	F	6-8	210	Fr.	HS	Glendale, Ariz. (Glendale Ellis HS)

* - Has used redshirt year. Returning starter in **bold**.



HEAD COACH - HERB SENDEK

- Named the 13th men's basketball coach at Arizona State on April 3, 2006. In just his third season, he guided ASU to its most wins (25) in 30 years.
- Named 2009-10 Pac-10 Coach of the Year after leading ASU to a 22-11 record and second-place finish, equalling its best-ever finish in Pac-10 play. Led ASU to three consecutive 20-win seasons (08-10) for the first time since 1961-63.
- Led N.C. State to five 20-win seasons and nine postseason appearances in 10 years. Took N.C. State to the NCAA Tournament the last five seasons.
- ACC Coach of the Year in 2003-04 after leading N.C. State to a 11-5 league record, the most wins in ACC play for the Wolfpack since 1974.
- MAC Coach of the Year in 1994-95 after leading Miami to a 23-7 record.
- Eight former assistants are current Division I head coaches, most in the nation.

SENDEK YEAR-BY-YEAR

Year	School	ALL W-L	CONFERENCE W-L	Fin.	Conf.	POSTSEASON NCAA	Other
1993-94	Miami (Ohio)	19-11	12-6	2nd	MAC		0-1 (NIT)
1994-95	Miami (Ohio)	23-7	16-2	1st	MAC	1-1	
1995-96	Miami (Ohio)	21-8	12-6	3rd	MAC		0-1 (NIT)
<i>Miami (Ohio) totals (3 years)</i>		<i>63-26 (.708)</i>	<i>40-14 (.741)</i>			<i>1-1 (.500)</i>	<i>0-2 (.000)</i>
1996-97	North Carolina State	17-15	4-12	8th	ACC		1-1 (NIT)
1997-98	North Carolina State	17-15	5-11	8th	ACC		1-1 (NIT)
1998-99	North Carolina State	19-14	6-10	5th	ACC		1-1 (NIT)
1999-00	North Carolina State	20-14	6-10	6th	ACC		3-2 (NIT)
2000-01	North Carolina State	13-16	5-11	7th	ACC		
2001-02	North Carolina State	23-11	9-7	T3rd	ACC	1-1	
2002-03	North Carolina State	18-13	9-7	4th	ACC	0-1	
2003-04	North Carolina State	21-10	11-5	2nd	ACC	1-1	
2004-05	North Carolina State	21-14	7-9	6th	ACC	2-1	
2005-06	North Carolina State	22-10	10-6	4th	ACC	1-1	
<i>N.C. State totals (10 years)</i>		<i>191-132(.591)</i>	<i>72-88 (.450)</i>			<i>5-5 (.500)</i>	<i>6-5 (.545)</i>
2006-07	Arizona State	8-22	2-16	10th	Pac-10		
2007-08	Arizona State	21-13	9-9	T5th	Pac-10		2-1 (NIT)
2008-09	Arizona State	25-10	11-7	T3rd	Pac-10	1-1	
2009-10	Arizona State	22-11	12-6	2nd	Pac-10		0-1
2010-11	Arizona State	12-19	4-14	10th	Pac-10		
2011-12	Arizona State	10-21	6-12	10th	Pac-12		
<i>Arizona State totals (6 years)</i>		<i>98-96 (.505)</i>	<i>44-64 (.407)</i>			<i>1-1</i>	<i>2-2 (.500)</i>
Career totals (19 years)		352-254 (.581)	156-166 (.484)			7-7 (.500)	8-9 (.471)

2012-13 SCHEDULE

November

Sat., 10.....	Central Arkansas.....	5:30 p.m.	P12N
Sun., 18.....	Florida A&M	1 p.m.	P12N
Tues., 20.....	Cornell.....	7 p.m.	P12N
Fri., 23.....	Arkansas (1).....	4 p.m.	ESPN3
Sat., 24.....	Wisconsin/Creighton (1).....	TBA	
Wed., 28.....	Arkansas-Pine Bluff.....	6 p.m.	P12N

December

Sat., 1.....	Sacramento State.....	5:30 p.m.	P12N
Wed., 5.....	Hartford.....	6:30 p.m.	P12N
Sat., 8.....	Cal State Northridge.....	12 p.m.	P12N
Wed., 12.....	DePaul.....	7 p.m.	P12N
Sat., 15.....	Dartmouth.....	1 p.m.	P12N
Sat., 22.....	at Texas Tech.....	TBA	
Sat., 29.....	Coppin State.....	12 p.m.	P12N

January

Wed., 2.....	Utah*	8 p.m.	P12N
Sun., 6.....	Colorado*	6 p.m.	P12N
Thurs., 10.....	at Oregon State*	8:30 p.m.	P12N
Sun., 13.....	at Oregon*	6 p.m.	P12N
Sat., 19.....	Arizona*	12:30 p.m.	FSN
Thurs., 24.....	USC*	8:30 p.m.	P12N
Sat., 26.....	UCLA*	8 p.m.	FSN
Thurs., 31.....	at Washington State*	8 p.m.	P12N

February

Sat., 2.....	at Washington*	6 p.m.	ESPNU
Thurs., 7.....	California*	7:30 p.m.	P12N
Sat., 9.....	Stanford*	5 p.m.	ESPNU
Wed., 13.....	at Utah*	6 p.m.	P12N
Sat., 16.....	at Colorado*	7 p.m.	ESPNU
Wed., 20.....	Washington State*	8 p.m.	P12N
Sat., 23.....	Washington*	9 p.m.	ESPNU
Wed., 27.....	at UCLA*	8:30 p.m.	P12N

March

Sat., 2.....	at USC*	12 p.m.	FSN
Sat., 9.....	at Arizona*	2:30 p.m.	FSN
13-16.....	Pac-12 Tournament (2)		

(1) Continental Tire Las Vegas Invitational, Las Vegas, Nev. (Orleans Arena)
(2) Las Vegas, Nev. (MGM Grand Garden Arena)

* Pac-12 Game
Game times local to site.

**2011-12 RESULTS
(10-21, 6-12)**

11/11	Montana State	W	78-72
11/15	Pepperdine	L	60-66
11/18	New Mexico	L	71-76
11/24	vs. Fairfield (1)	L	44-55
11/25	vs. Wake Forest (1)	W	84-56
11/27	vs. DePaul (1)	L	64-68
12/3	at Tulsa	W	67-64
12/7	Nevada	L	61-69
12/10	North Dakota State	W	60-57
12/17	Northern Arizona	L	68-69
12/19	Southern Mississippi	L	61-64
12/21	Fresno State	L	65-68
12/31	at Arizona*	L	51-68
1/5	at USC*	W	62-53
1/7	at UCLA*	L	58-75
1/12	Oregon*	L	58-67
1/14	Oregon State*	W	76-66
1/19	at Colorado*	L	54-69
1/21	at Utah*	L	43-64
1/26	Washington*	L	54-60
1/28	Washington State*	W	71-67
2/2	at Stanford*	L	44-68
2/4	at California*	L	47-68
2/9	Utah*	W	57-52
2/11	Colorado*	L	49-63
2/16	at Washington*	L	69-77
2/18	at Washington State*	L	50-72
2/23	UCLA*	L	57-66
2/25	USC*	W	56-52
3/4	Arizona*	W	87-80
3/7	Stanford (2)	L	65-85

(1) Sixth Annual Old Spice Classic, Orlando, Fla. (HP Field House)
(2) Pacific Life Pac-12 Tournament Los Angeles, Calif. (STAPLES Center)

* Pac-12 Game

RECENT FINISHES

Year	CONF.		ALL		Post.
	W-L	Fin.	W-L		
78-79	7-11	6t	16-14		
79-80	15-3	2	22-7	NCAA	
80-81	16-2	2	24-4	NCAA	
81-82	8-10	6t	13-14		
82-83	12-6	3t	19-14	NIT	
83-84	8-10	5t	13-15		
84-85	7-11	7	12-16		
85-86	8-10	5t	14-14		
86-87	6-12	8t	11-17		
87-88	6-12	7	13-16		
88-89	5-13	7	12-16		
89-90	6-12	7t	15-16	NIT	
90-91	10-8	3t	20-10	NCAA	
91-92	9-9	5t	19-14	NIT	
92-93	11-7	3t	18-10	NIT	
93-94	10-8	4t	15-13	NIT	
94-95	12-6	3	24-9	NCAA!	
95-96	6-12	8	11-16		
96-97	2-16	10	10-20		
97-98	8-10	5t	18-14	NIT	
98-99	6-12	9	14-16		
99-00	10-8	4t	19-13	NIT	
00-01	5-13	6t	13-16		
01-02	7-11	7	14-15	NIT	
02-03	11-7	4	20-12	NCAA	
03-04	4-14	10	10-17		
04-05	7-11	6t	18-14	NIT	
05-06	5-13	8t	11-17		
06-07	2-16	10	8-22		
07-08	9-9	5t	21-13	NIT	
08-09	11-7	3t	25-10	NCAA	
09-10	12-6	2	22-11	NIT	
10-11	4-14	10	12-19		
11-12	6-12	10	10-21		

! - NCAA Sweet Sixteen

2011-12 ARIZONA STATE STATISTICS (Overall: 10-21, Pac-12: 6-12/10th)

Player	GP-GS	Min/Avg	TOTAL		3-PTS		FT-A		REBOUNDS		PF-FO	A	TO	Blk	Stl	Pts	Avg	
			FG-A	Pct	3FG-A	Pct	FT-A	Pct	Off/Def	Tot								Avg
King, Keala	13-13	424/32.6	60-116	.517	12-31	.387	46-68	.676	17/47	64	4.9	34-1	43	51	1	19	178	13.7
Lockett, Trent	25-25	873/34.9	107-215	.498	21-51	.412	91-128	.711	33/112	145	5.8	64-1	55	79	13	37	326	13.0
Felix, Carrick	29-27	955/32.9	102-242	.421	38-121	.314	63-85	.741	33/84	117	4.0	75-2	38	68	22	32	305	10.5
Cain, Kyle	29-17	680/23.4	89-196	.454	0-1	.000	40-52	.769	42/118	160	5.5	70-3	24	53	3	14	218	7.5
Gilling, Jonathan	30-18	728/24.3	69-165	.418	53-129	.411	21-28	.750	10/44	54	1.8	60-0	52	43	4	11	212	7.1
Colvin, Chris	27-17	709/26.3	59-166	.355	17-52	.327	55-87	.632	12/55	67	2.5	65-3	108	93	0	28	190	7.0
Bachynski, Jordan	30-13	522/17.4	63-109	.578	0-0	.000	53-97	.546	40/79	119	4.0	61-1	5	33	41	5	179	6.0
Creekmur, Chase	30-13	724/24.1	48-122	.393	39-108	.361	7-10	.700	15/54	69	2.3	41-0	18	22	8	18	142	4.7
Pateev, Ruslan	29-12	483/16.7	54-99	.545	0-0	.000	24-37	.649	23/67	90	3.1	66-2	21	46	30	7	132	4.6
Newton, Pierre	5-0	10/2.0	1-2	.500	1-2	.500	0-0	.000	1/1	2	0.4	0-0	1	0	0	0	3	0.6
Whitmore, Dave	7-0	17/2.4	1-2	.500	0-0	.000	2-2	1.000	0/2	2	0.3	2-0	1	0	1	0	4	0.6
Heller, Max	15-0	75/5.0	1-5	.200	0-2	.000	0-0	.000	3/6	9	0.6	7-0	11	8	0	2	2	0.1
TEAM										33/44	77	2.5	3	9				
ARIZONA STATE	31		654-1439	.454	181-497	.364	402-594	.677	262/713	975	31.5	548-14	377	505	123	173	1891	61.0
Opponents	31		701-1626	.431	211-574	.368	443-623	.711	307/622	929	30.0	553--	421	349	80	230	2056	66.3

GOLDEN BEAR FACTS

Location: Berkeley, CA 94720
Founded/Enrollment: 1868/35,409
Colors: Blue & Gold (Pantone® 282/116)
Joined Pac-12: 1915-16
All-time Record: 1,468-1,096 (103 years)

Chancellor: Dr. Robert Birgeneau
Faculty Rep: Bob Jacobsen
Athletic Director: Sandy Barbour
SWA: Teresa Kuehn-Gould

Head Coach: Mike Montgomery
 (Long Beach State '68)
Career Record: 635-291 (30 years)
California Record: 88-47 (4 years)
Pac-12 Record: 260-136 (22 years)
Office: (510) 642-0361
Fax: (510) 642-6807

Associate Head Coach: Travis DeCuire
Assistant Coaches: John Montgomery, Gregg Gottlieb

Basketball SID: Doug Drabik
E-Mail: ddrabik@berkeley.edu
Office: (510) 642-3611
Cell: (510) 517-9059

Local Radio: KNEW (910 AM)

Home Court: Haas Pavilion (11,877/1999)
Record in Haas Pavilion/Harmon Gym:
 700-338 (73 years)
Press Row Phone: (510) 642-3098
Press Will-Call: East entrance
Press Row Locations: East side of court

RECORD HOLDERS

POINTS
Career: 1835 – Jerome Randle, 2007-10
Season: 729 – Lamond Murray, 1994
Game: 48 – Ed Gray vs. Wash. St., 2/22/97

THREE-POINT FIELD GOALS
Career: 252 – Jerome Randle, 2007-10
Season: 92 – Jerome Randle 2009-10
Game: 9 – Joe Shipp vs. Fresno State, 12/11/01

REBOUNDS
Career: 1019 – Bob McKeen, 1952-55
Season: 382 – Ansley Truitt, 1972
Game: 27 – Bob Presley vs. St. Mary's, 12/6/67

ASSISTS
Career: 546 – Keith Smith, 1987-90
Season: 272 – Jason Kidd, 1994
Game: 18 – Jason Kidd vs. Stanford, 1/20/94

STEALS
Career: 204 – Jason Kidd, 1993-94
Season: 110 – Jason Kidd, 1993
Game: 8 – Jason Kidd vs. Washington, 1/28/93; A.J. Diggs vs. Cleveland State, 11/30/02

BLOCKED SHOTS
Career: 206 – Michael Stewart, 1994-97
Season: 59 – Michael Stewart, 1994
Game: 7 – Three times. Last, Michael Stewart vs. Stanford, 1/19/95

CALIFORNIA NUMERICAL ROSTER

No.	Name	Pos.	Ht.	Wt.	Yr.	Exp.	Hometown (Last School)
1	Justin Cobbs	G	6-2	195	Jr.*	1L	Los Angeles, Calif. (Minnesota)
3	Tyrone Wallace	G	6-4	180	Fr.	HS	Bakersfield, Calif. (Bakersfield HS)
10	Garrett Galvin	G	6-4	190	Fr.	HS	Del Mar, Calif. (Torrey Pines HS)
12	Brandon Smith	G	5-11	185	Sr.	3L	San Ramon, Calif. (De La Salle HS)
14	Christian Behrens	F	6-9	230	So.	1L	Maple Valley, Wash. (Tahoma HS)
15	Bak Bak	F	6-9	225	Sr.	2L	Wau, Sudan (Village Christian HS)
20	Kahlil Johnson	G	6-7	190	Fr.	HS	Los Angeles, Calif. (Price HS)
21	Jeff Powers	G	6-7	220	Jr.	1L	Clayton, Calif. (Denver)
22	Kaileb Rodriguez	F	6-9	200	Fr.	HS	Highlands Ranch, Colo. (Thunder Ridge HS)
23	Allen Crabbe	G	6-6	205	Jr.	2L	Los Angeles, Calif. (Price HS)
24	Ricky Krecklow	G	6-6	220	So.*	TR	Columbia, Mo. (Missouri)
34	Robert Thurman	F	6-10	270	Sr.*	2L	North Edwards, Calif. (Norwich)
35	Richard Solomon	F	6-10	220	Jr.	2L	Los Angeles, Calif. (Price HS)
41	Geoff Frid	C	7-1	240	Fr.	HS	Carlsbad, Calif. (Impact Academy)
45	David Kravish	F	6-9	210	So.	1L	Lee's Summit, Mo. (Lee's Summit North HS)

* - Has used redshirt year. Returning starter in **bold**.



HEAD COACH - MIKE MONTGOMERY

- Named California's 15th head men's basketball coach on April 5, 2008. Enters the 2012-13 season among the top 25 active coaches with 635 career wins.
- Guided Cal to the Pac-10 title in 2010 - Cal's first league title in 50 years.
- Four-time Pac-10 Coach of the Year during his 18 years at Stanford. Led the Cardinal to 12 NCAA Tournament appearances, including the 1998 Final Four. His 1991 squad captured the postseason NIT title.
- Won 20 or more games in a season 19 times - 13 at Stanford, four times at Montana, and three times at California. Posted 30 or more victories three times.
- Earned John R. Wooden "Legends of Coaching" Lifetime Achievement Award.
- Spent two seasons as head coach of the NBA's Golden State Warriors (2005-06), where he compiled a 68-96 record.

MONTGOMERY YEAR-BY-YEAR		ALL	CONFERENCE	POSTSEASON			
Year	School	W-L	W-L	Fin.	Conf.	NCAA	Other
1978-79	Montana	14-13	7-7	T4th	Big Sky		
1979-80	Montana	17-11	8-6	3rd	Big Sky		
1980-81	Montana	19-9	11-3	T2nd	Big Sky		
1981-82	Montana	17-10	10-4	2nd	Big Sky		
1982-83	Montana	21-8	9-5	T3rd	Big Sky		
1983-84	Montana	23-7	9-5	T2nd	Big Sky		
1984-85	Montana	22-8	10-4	T2nd	Big Sky		0-1 (NIT)
1985-86	Montana	21-11	9-5	T1st	Big Sky		0-1 (NIT)
<i>Montana totals (8 years)</i>		<i>154-77 (.667)</i>	<i>73-39 (.652)</i>				<i>0-2 (.000)</i>
1986-87	Stanford	15-13	9-9	6th	Pac-10		
1987-88	Stanford	21-12	11-7	4th	Pac-10		1-1 (NIT)
1988-89	Stanford	26-7	15-3	2nd	Pac-10	0-1	
1989-90	Stanford	18-12	9-9	6th	Pac-10		0-1 (NIT)
1990-91	Stanford	20-13	8-10	T5th	Pac-10		5-0& (NIT)
1991-92	Stanford	18-11	10-8	4th	Pac-10	0-1	
1992-93	Stanford	7-23	2-16	10th	Pac-10		
1993-94	Stanford	17-11	10-8	T4th	Pac-10		0-1 (NIT)
1994-95	Stanford	20-9	10-8	T5th	Pac-10	1-1	
1995-96	Stanford	21-8^	13-5^	3rd	Pac-10	1-1	
1996-97	Stanford	22-8	12-6	T2nd	Pac-10	2-1	
1997-98	Stanford	30-5	15-3	2nd	Pac-10	4-1*	
1998-99	Stanford	26-7	15-3	1st	Pac-10	1-1	
1999-00	Stanford	27-4	15-3	T1st	Pac-10	1-1	
2000-01	Stanford	31-3	16-2	1st	Pac-10	3-1	
2001-02	Stanford	20-10	12-6	T2nd	Pac-10	1-1	
2002-03	Stanford	24-9	14-4	2nd	Pac-10	1-1	
2003-04	Stanford	30-2	17-1	1st	Pac-10#	1-1	
<i>Stanford totals (18 years)</i>		<i>393-167 (.702)</i>	<i>213-111 (.657)</i>			<i>16-12 (.571)</i>	<i>6-3 (.667)</i>
2008-09	California	22-11	11-7	T3rd	Pac-10	0-1	
2009-10	California	24-11	13-5	1st	Pac-10	1-1	
2010-11	California	18-15	10-8	T4th	Pac-10		1-1 (NIT)
2011-12	California	24-10	13-5	T2nd	Pac-12		0-1 (NCAA)
<i>California totals (4 years)</i>		<i>88-47 (.652)</i>	<i>47-25 (.653)</i>			<i>1-2 (.333)</i>	<i>1-2 (.333)</i>
Career totals (30 years)		635-291 (.686)	344-182 (.654)			17-14 (.567)	7-7 (.500)

& - National Invitation Tournament Champion. * - NCAA Final Four
 # - Pac-10 Tournament Champion

2012-13 SCHEDULE

November

Tues., 6 San Francisco State (Exhib.) 7:30 p.m.	
Sun., 11 Cal State Bakersfield 7 p.m.	P12N
Tues., 13 Pepperdine 6:30 p.m.	P12N
Fri., 16 at Denver 6 p.m.	
Thur., 22 vs. Drake (1) 8:30 p.m.	ESPN2
Fri., 23 vs. Rice or Georgia Tech (1) TBA	ESPN2/U
Sat., 25 TBD (1) TBA	ESPN2/U/3

December

Sun., 2 at Wisconsin 1 p.m./3 p.m.	BTN
Sun., 9 UNLV 3 p.m.	ESPNU
Sat., 15 Creighton 8 p.m.	P12N
Tues., 18 UC Santa Barbara 8 p.m.	P12N
Sat., 22 Prairie View A&M 2 p.m.	P12N
Sat., 29 Harvard 5 p.m.	P12N

January

Thurs., 3 at UCLA* 8 p.m.	FSN
Sat., 5 at USC* 8 p.m.	FSN
Wed., 9 Washington* 8 p.m.	ESPN2
Sat., 12 Washington State* 1 p.m.	P12N
Sat., 19 at Stanford* 1:30 p.m.	FSN
Thurs., 24 at Utah* 6:30 p.m.	P12N
Sun., 27 at Colorado* 1:30 p.m.	FSN
Thurs., 31 Oregon State* 7 p.m.	ESPNU

February

Sat., 2 Oregon* 1:30 p.m.	FSN
Thurs., 7 at Arizona State* 7:30 p.m.	P12N
Sun., 10 at Arizona* 5 p.m.	P12N
Thurs., 14 UCLA* 6 p.m.	ESPN2
Sun., 17 USC* 7 p.m.	FSN
Thurs., 21 at Oregon* 6 p.m.	ESPNU
Sat., 23 at Oregon State* 3 p.m.	P12N
Thurs., 28 Utah* 6 p.m.	ESPNU

March

Sat., 2 Colorado* 2 p.m.	ESPNU
Wed., 6 Stanford* 8 p.m.	ESPN2
13-16 at Pac-12 Tournament (2) TBA	

(1) Anaheim Classic, Anaheim, Calif. (Convention Center)
(2) Las Vegas, Nev. (MGM Grand Garden Arena)

* Pac-12 Game
Game times local to site.

**2011-12 RESULTS
(24-10, 13-5)**

11/11	UC Irvine	W	77-56
11/13	George Washington (1)	W	81-54
11/15	Austin Peay (1)	W	72-55
11/21	Georgia (2)	W	70-46
11/22	vs. #21 Missouri (2)	L	53-92
11/26	Denver	W	80-59
11/28	McNeese State	W	73-57
12/4	at San Diego State	L	63-64
12/7	San Jose State	W	81-36
12/11	Jackson State	W	73-46
12/16	Weber State	W	77-57
12/19	UC Santa Barbara	W	70-50
12/23	at #21 UNLV	L	68-85
12/29	USC*	W	53-49
12/31	UCLA*	W	85-69
1/5	at Oregon State*	L	85-92
1/8	at Oregon*	W	77-60
1/12	Colorado*	W	57-50
1/14	Utah*	W	81-45
1/19	at Washington*	W	69-66
1/21	at Washington State*	L	75-77
1/29	Stanford*	W	69-59
2/2	Arizona*	L	74-78
2/4	Arizona State*	W	47-68
2/9	at USC*	W	75-49
2/11	at UCLA*	W	73-63
2/16	Oregon*	W	86-83
2/18	Oregon State*	W	77-63
2/23	at Utah*	W	60-46
2/26	at Colorado*	L	57-70
3/4	at Stanford*	L	70-75
3/8	vs. Stanford (3)	W	77-71
3/9	vs. Colorado (3)	L	59-70
3/14	vs. South Florida (4)	L	54-65

(1) Progressive CBE Classic, Berkeley, Calif.
(2) Progressive CBE Classic, Kansas City, Mo.
(3) Pacific Life Pac-12 Tournament - Los Angeles, Calif.
(4) NCAA Tournament First Round - Dayton, Ohio

RECENT FINISHES

Year	CONF.		ALL		Post.
	W-L	Fin.	W-L		
78-79	4-14	10	6-21		
79-80	3-15	10	8-19		
80-81	5-13	8t	13-14		
81-82	8-10	6t	14-13		
82-83	7-11	6t	14-14		
83-84	5-13	9	12-16		
84-85	5-13	8t	13-15		
85-86	11-7	3	19-10	NIT	
86-87	10-8	3t	20-15	NIT	
87-88	5-13	8t	9-20		
88-89	10-8	5	20-13	NIT	
89-90	12-6	3	22-10	NCAA	
90-91	8-10	5t	13-15		
91-92	4-14	9	10-18		
92-93	12-6	2	21-9	NCAA	
93-94	13-5	2t	22-8	NCAA	
94-95 [^]	5-13	8t	13-14		
95-96 [^]	11-7	4	17-11	NCAA	
96-97	12-6	2t	23-9	NCAA	
97-98	8-10	5t	12-15		
98-99	8-10	5t	22-11	NIT	
99-00	7-11	7	18-15	NIT	
00-01	11-7	4t	20-11	NCAA	
01-02	12-6	2t	23-9	NCAA	
02-03	13-5	3	22-9	NCAA	
03-04	9-9	4t	13-15		
04-05	6-12	8t	13-16		
05-06	12-6	3	20-11	NCAA	
06-07	6-12	8	16-17		
07-08	6-12	9	17-16	NIT	
08-09	11-7	3t	22-11	NCAA	
09-10	13-5	1	24-11	NCAA	
10-11	10-8	4t	18-15	NIT	
11-12	13-5	2t	24-10	NCAA	

[^] Required by NCAA to forfeit five league victories and 13 wins overall in 1994-95 and nine league victories and 15 victories overall in 1995-96. Cal's 1996 NCAA appearance also was vacated.

2011-12 CALIFORNIA STATISTICS (Overall: 24-10, Pac-12: 13-5/T2nd)

Player	GP-GS	Min/Avg	TOTAL		3-PTS		FT-A		REBOUNDS		PF-FO	A	TO	Blk	Stl	Pts	Avg	
			FG-A	Pct	3FG-A	Pct	Pct	Pct	Off/Def	Tot								Avg
Crabbe, Allen	34-33	1158/34.1	179-415	.431	83-208	.399	75-89	.843	32/162	194	5.7	48-0	71	53	20	18	516	15.2
Gutierrez, Jorge	33-33	1062/32.2	157-354	.444	25-76	.329	90-121	.744	33/141	174	5.3	79-1	136	78	4	39	429	13.0
Cobbs, Justin	34-27	1096/32.2	146-313	.466	26-63	.413	109-136	.801	18/86	104	3.1	47-0	169	69	3	35	427	12.6
Kamp, Harper	34-34	1018/29.9	153-280	.546	1-7	.143	86-113	.761	67/110	177	5.2	99-4	58	73	13	18	393	11.6
Kravish, David	34-24	834/24.5	98-165	.594	0-0	.000	38-55	.691	71/119	190	5.6	77-2	18	29	41	10	234	6.9
Solomon, Richard	13-8	236/18.2	26-57	.456	0-6	.000	26-41	.634	26/55	81	6.2	26-1	2	12	16	8	78	6.0
Thurman, Robert	30-0	336/11.2	51-80	.638	0-0	.000	9-19	.474	24/33	57	1.9	24-0	4	12	4	0	111	3.7
Smith, Brandon	31-11	517/16.7	28-83	.337	6-21	.286	25-37	.676	8/30	38	1.2	46-0	66	53	0	19	87	2.8
Bak, Bak	29-0	185/6.4	23-43	.535	0-0	.000	5-7	.714	14/25	39	1.3	16-0	1	7	3	4	51	1.8
Murray, Emerson	27-0	178/6.6	16-43	.372	9-28	.321	5-8	.625	7/14	21	0.8	10-0	11	10	1	5	46	1.7
Rossi, Alex	3-0	16/5.3	2-5	.400	1-4	.250	0-0	.000	0/1	1	0.3	1-0	1	1	0	0	5	1.7
Powers, Jeff	19-0	90/4.7	8-21	.381	5-14	.357	4-5	.800	3/5	8	0.4	12-0	2	6	0	0	25	1.3
Behrens, Christian	9-0	41/4.6	4-10	.400	0-0	.000	2-5	.400	3/6	9	1.0	2-0	0	1	1	0	10	1.1
Chalian, Raffi	11-0	16/1.5	1-5	.200	0-2	.000	2-3	.667	1/0	1	0.1	0-0	1	0	0	2	4	0.4
Filley, Rob	10-0	17/1.7	1-4	.250	0-1	.000	1-2	.500	0/1	1	0.1	1-0	0	2	0	1	3	0.3
TEAM										34/53	87	2.6	1	5				
CALIFORNIA	34		893-1878	.476	156-430	.363	477-641	.744	341/841	1182	34.8	489-8	540	411	106	159	2419	71.1
Opponents	34		786-1893	.415	186-568	.327	346-505	.685	315/722	1037	30.5	599--	386	438	84	169	2104	61.9

BUFFS FACTS

Location: Boulder, CO 80309
Founded/Enrollment: 1876/29,884
Colors: Silver, Black, Gold
Joined Pac-12: 2011-12
All-time Record: 1,176-1,113 (112 years)

Chancellor: Phil DiStefano
Faculty Rep: David Clough
Athletic Director: Mike Bohn
SWA: Ceal Barry

Head Coach: Tad Boyle
 (Kansas '85)
Career Record: 104-92 (6 years)
Colorado Record: 48-26 (2 years)
Pac-12 Record: 11-7 (1 year)
Office: (303) 492-6877
Fax: (303) 492-6607

Assistant Coaches: Jean Prioleau, Mike Rohn, Rodney Billups

Basketball SID: Andrew Green
E-Mail: andrew.green@colorado.edu
Office: (303) 492-3812
Cell: (720) 470-9780

Local Radio: KKZN (760 AM)

Home Court: Coors Events Center
 (11,064/1979)
Record in Coors Events Center:
 345-155 (32 years)
Press Row Phone: (303) 492-1552
Press Will-Call: Southwest entrance
Press Row Locations: Section 1552 or 4381

RECORD HOLDERS

POINTS

Career: 2001 – Richard Roby, 2004-08; Cory Higgins 2007-11
Season: 779 – Alec Burks, 2010-2011
Game: 47 – Cliff Meely vs. Oklahoma, 2/13/71

THREE-POINT FIELD GOALS

Career: 257 – Blair Wilson, 2000-04
Season: 87 – Kenny Price 1998-99
Game: 9 – Kenny Price vs. Texas, 3/5/99

REBOUNDS

Career: 1054 – Stephane Pelle, 1999-03
Season: 401- André Roberson, 2012
Game: 31 – Burdette Haldorson vs. Oklahoma, 12/29/52

ASSISTS

Career: 562 – Jay Humphries, 1981-84
Season: 194 – Jose Winston, 2000-01
Game: 15 – Jose Winston vs. Coppin St., 1/2/01

STEALS

Career: 309 – Jay Humphries, 1980-84
Season: 115 – Jay Humphries, 1982-83
Game: 10 – Jay Humphries vs. Wis.-Milwaukee, 1/15/83

BLOCKED SHOTS

Career: 225 – David Harrison, 2001-04
Season: 106 – David Harrison, 2002-03
Game: 11 – David Harrison vs. Nebraska, 3/8/03

COLORADO NUMERICAL ROSTER

No.	Name	Pos.	Ht.	Wt.	Yr.	Exp.	Hometown (Last School)
0	Askia Booker	G	6-1	170	So.	1L	Los Angeles, Calif. (Price HS)
1	Wesley Gordon	F	6-8	225	Fr.	HS	Colorado Springs, Colo. (Sierra HS)
2	Xavier Johnson	F	6-6	220	Fr.	HS	Los Angeles, Calif. (Mater Dei HS)
3	Xavier Talton	G	6-1	180	Fr.	HS	Sterling, Colo. (Sterling HS)
5	Eli Stalzer	G	6-3	185	Fr.	HS	Brea, Calif. (Mater Dei HS)
11	Chris Jenkins	F	6-7	180	Fr.	HS	Detroit, Mich. (Univ. of Detroit Jesuit HS)
13	Kevin Nelson	G	6-2	175	Jr.	TR	Albuquerque, N.M. (Missouri St. Univ. West Plains)
14	Beau Gamble	G	6-0	180	So.*	TR	Boulder, Colo. (Santa Clara) (Fairview HS)
15	Shane Harris-Tunks	F/C	6-11	250	Jr.*	2L	Liverpool, NSW, Australia (Australian Institute of Sport)
21	André Roberson	F	6-7	210	Jr.	2L	San Antonio, Texas (Wagner HS)
23	Sabatino Chen	G	6-4	190	So.	1L	Louisville, Colo. (University of Denver) (Monarch HS)
25	Spencer Dinwiddie	G	6-5	190	So.	1L	Woodland Hills, Calif. (Taft HS)
31	Jeremy Adams	G	6-5	220	Jr.	1L	Madison, Miss. (Navarro Junior College [Texas])
32	Ben Mills	C	7-0	225	Jr.	2L	Hartland, Wis. (Arrowhead HS)
40	Josh Scott	F	6-10	215	Fr.	HS	Monument, Colo. (Lewis-Palmer HS)

* - Has used redshirt year. Returning starter in **bold**.



HEAD COACH - TAD BOYLE

- Named the 18th head coach in CU men's basketball history (April 19, 2011). 48 wins in two years is a CU-best in any two-year span. Two-year home record is 32-4 at the Coors Events Center.
- Advanced to the NCAA Tournament Third Round in 2012, the school's first NCAA Tournament appearance in nine years; NIT Final Four in 2011.
- Won the 2012 Pac-12 Tournament. First league team to win four tournament games to capture the title.
- Started his head coaching career at Northern Colorado, where he guided the Bears to a 56-66 record after four years.
- Awarded the 2012 NABC Division I All-District Coach of the Year and Big Sky Coach of the Year in 2010 by The Sporting News and CollegeInsider.com, where he was also named a finalist for the National Mid-Major Coach of the Year award.
- Assisted at Wichita State, Jacksonville State and Oregon before going to UNC.

BOYLE YEAR-BY-YEAR

Year	School	ALL CONFERENCE			POSTSEASON		
		W-L	W-L	Fin.	Conf.	NCAA	Other
2006-07	Northern Colorado	4-24	2-14	--	Big Sky		
2007-08	Northern Colorado	13-16	6-10	T7th	Big Sky		
2008-09	Northern Colorado	14-18	8-8	5th	Big Sky		
2009-10	Northern Colorado	25-8	12-4	2nd	Big Sky		
	<i>Northern Colorado (4 years)</i>	<i>56-66 (.460)</i>	<i>28-36 (.438)</i>			<i>0-0</i>	<i>0-0</i>
2010-11	Colorado	24-14	8-8	T5th	Big 12		3-1& (NIT)
2011-12	Colorado	24-12	11-7	T5th	Pac-12#	1-1	
	<i>Colorado totals (2 years)</i>	<i>48-26 (.649)</i>	<i>19-15 (.559)</i>			<i>1-1 (.500)</i>	<i>3-1 (.750)</i>
	Career totals (6 years)	104-92 (.531)	47-51 (.480)			1-1 (.500)	3-1 (.750)

& - NIT Semifinals

- Pac-12 Tournament Champions

2012-13 SCHEDULE

November

Fri., 9.....	Wofford	5 p.m.....	P12N
Thurs., 15..	vs. Dayton (1).....	12:30 p.m.....	ESPN3
Fri., 16.....	vs. Baylor/Boston College (1).....	TBA.....	ESPNU
Sun., 18.....	TBD (1).....	ESPN2/U/3
Sun., 25.....	Air Force.....	6 p.m.....	P12N
Tues., 27 ..	Texas Southern.....	7:30 p.m.....	P12N

December

Sat., 1.....	at Wyoming	8 p.m.....	
Wed., 5.....	Colorado State.....	8:30 p.m.....	P12N
Sat., 8.....	at Kansas.....	1 p.m.....	ESPN2
Wed., 12.....	at Fresno State.....	7 p.m.....	
Fri., 21.....	Northern Arizona.....	6:30 p.m.....	P12N
Sat., 29.....	Hartford.....	12 p.m.....	P12N

January

Thurs., 3.....	at Arizona*.....	6 p.m.....	ESPNU
Sun., 6.....	at Arizona State*.....	6 p.m.....	P12N
Thurs., 10..	USC*.....	8 p.m.....	ESPNU
Sat., 12.....	UCLA*.....	12 p.m.....	P12N
Wed., 16.....	at Washington*.....	8:30 p.m.....	P12N
Sat., 19.....	at Washington State*.....	7 p.m.....	P12N
Thurs., 24..	Stanford*.....	8 p.m.....	ESPNU
Sun., 27.....	California*.....	1:30 p.m.....	FSN

February

Sat., 2.....	at Utah*.....	12:30 p.m.....	FSN
Thurs., 7.....	at Oregon*.....	7 p.m.....	ESPNU
Sun., 10.....	at Oregon State*.....	6 p.m.....	P12N
Thurs., 14..	Arizona*.....	8 p.m.....	P12N
Sat., 16.....	Arizona State*.....	7 p.m.....	ESPNU
Thurs., 21..	Utah*.....	8 p.m.....	P12N
Wed., 27.....	at Stanford*.....	8 p.m.....	ESPNU

March

Sun., 2.....	at California*.....	2 p.m.....	ESPNU
Thurs., 7.....	Oregon*.....	7 p.m.....	ESPNU
Sat., 9.....	Oregon State*.....	2:30 p.m.....	P12N
13-16	at Pac-12 Tournament (2).....	TBA.....	TBA

(1) DIRECTV Charleston Classic, Charleston, S.C.
(2) Las Vegas, Nev. (MGM Grand Garden Arena)

* Pac-12 Game
Game times local to site.

**2011-12 RESULTS
(24-12, 11-7)**

11/ 11	Fort Lewis	W	85-57
11/17	vs. Wichita State (1)	L	58-67
11/18	vs. Maryland (1)	L	71-78
11/20	vs. Western Michigan (1)	W	81-76
11/23	at Air Force	W/OT	76-73
11/28	Georgia	W	70-68
11/30	at Colorado State	L	64-65
12/7	Fresno State	W	71-64
12/9	Wyoming	L	54-65
12/19	Cal State Bakersfield	W	70-64
12/22	Texas Southern	W	56-51
12/28	New Orleans	W	92-34
12/31	Utah*	W	73-33
1/5	Washington*	W	87-69
1/7	Washington State*	W	71-60
1/12	at California*	L	50-57
1/14	at Stanford*	L	64-84
1/19	Arizona State*	W	69-54
1/21	Arizona*	W	64-63
1/26	at USC*	W	74-50
1/28	at UCLA*	L	60-77
2/2	Oregon State*	W	82-60
2/4	Oregon*	W	72-71
2/9	at Arizona*	L	51-57
2/11	at Arizona State*	W	63-49
2/18	at Utah*	W	55-48
2/23	Stanford*	L	50-74
2/26	California*	W	70-57
3/1	at Oregon*	L	81-90
3/3	at Oregon State*	L	69-83
3/7	vs. Utah (2)	W	53-41
3/8	vs. Oregon (2)	W	63-62
3/9	vs. California (2)	W	70-59
3/10	vs. Arizona (2)	W	53-51
3/15	vs. #23 UNLV (3)	W	68-64
3/17	vs. #9 Baylor (4)	L	63-80

(1) Puerto Rico Tip-Off, San Juan, P.R.
(2) Pacific Life Pac-12 Tournament - Los Angeles, Calif.
(3) NCAA Tournament Second Round - Albuquerque, N.M.
(4) NCAA Tournament Third Round - Albuquerque, N.M.

RECENT FINISHES

Year	CONF.		ALL		Post.
	W-L	Fin.	W-L		
78-79	4-10	8		14-3	
79-80	7-7	4t		17-10	
80-81	5-9	6		16-12	
81-82	3-11	8		11-16	
82-83	3-11	8		13-15	
83-84	6-8	4t		16-13	
84-85	5-9	5t		11-17	
85-86	0-14	8		8-20	
86-87	3-11	8		9-19	
87-88	3-11	8		7-21	
88-89	2-12	8		7-21	
89-90	2-12	8		12-18	
90-91	5-9	6t		19-14	
91-92	4-10	8		13-15	
92-93	2-12	8		10-17	
93-94	2-12	8		10-17	
94-95	5-9	6		15-13	NIT
95-96	3-11	8		9-18	
96-97	11-5	2		22-10	NCAA
97-98	7-9	7t		13-14	
98-99	7-9	7t		18-15	NIT
99-00	7-9	7		18-14	NIT
00-01	5-11	9		15-15	
01-02	5-11	9		15-14	
02-03	9-7	5t		20-12	NCAA
03-04	10-6	4t		18-11	NIT
04-05	4-12	11		14-16	
05-06	9-7	5		20-10	NIT
06-07	3-13	12		7-20	
07-08	3-13	12		12-20	
08-09	1-15	12		9-22	
09-10	6-10	8		15-16	
10-11	8-8	5t		24-14	NIT&
11-12	11-7	5t		24-12	NCAA
1979-96 - member of Big 8					
1997-2011 - member of Big 12					
& - NIT Semifinalist					

2011-12 COLORADO STATISTICS (Overall: 24-12, Pac-12; 11-7/T5th)

Player	GP-GS	Min/Avg	TOTAL		3-PTS		REBOUNDS		PF-FO	A	TO	Blk	Stl	Pts	Avg			
			FG-A	Pct	3FG-A	Pct	FT-A	Pct								Off/Def	Tot	Avg
Brown, Carlon	36-36	1027/28.5	169-378	.447	43-140	.307	73-101	.723	31/105	136	3.8	59-0	73	70	10	28	454	12.6
Roberson, André	36-35	1087/30.2	149-292	.510	19-50	.380	102-166	.614	111/290	401	11.1	85-2	42	65	67	46	419	11.6
Dufault, Austin	36-35	975/27.1	151-311	.486	23-64	.359	73-106	.689	52/107	159	4.4	94-1	33	46	9	20	398	11.1
Dinwiddie, Spencer	36-36	988/27.4	99-246	.402	42-96	.438	120-147	.816	25/106	131	3.6	84-5	64	50	9	27	360	10.0
Booker, Askia	35-1	754/21.5	104-259	.402	29-78	.372	80-105	.762	20/76	96	2.7	61-1	49	60	1	26	317	9.1
Tomlinson, Nate	36-34	1068/29.7	60-154	.390	36-105	.343	43-61	.705	5/68	73	2.0	65-0	108	59	0	32	199	5.5
Harris-Tunks, Shane	36-1	461/12.8	38-80	.475	0-0	.000	22-41	.537	21/59	80	2.2	64-0	19	44	10	11	98	2.7
Adams, Jeremy	31-1	306/9.9	20-64	.313	3-21	.143	27-40	.675	10/33	43	1.4	48-0	8	25	1	7	70	2.3
Chen, Sabatino	35-0	346/9.9	30-57	.526	0-11	.000	10-17	.588	14/21	35	1.0	35-0	15	16	4	12	70	2.0
Cain, Damiene	7-0	52/7.4	3-4	.750	0-0	.000	2-4	.500	4/5	9	1.3	6-0	0	8	2	0	8	1.1
Sharpe, Shannon	16-0	103/6.4	5-15	.333	1-3	.333	7-19	.368	4/12	16	1.0	8-0	8	11	3	1	18	1.1
Mills, Ben	7-0	21/3.0	3-5	.600	0-0	.000	1-3	.333	2/6	8	1.1	2-0	0	3	0	0	7	1.0
Webb, Beau	6-1	16/2.7	2-2	1.000	2-2	1.000	0-0	.000	2/0	2	0.3	1-0	0	1	0	0	6	1.0
Eckloff, Trey	8-0	21/2.6	2-7	.286	1-2	.500	0-0	.000	0/3	3	0.4	2-0	3	2	1	0	5	0.6
TEAM									50/47	97	2.8	0		8				
COLORADO	36		835-1874	.446	199-572	.348	560-810	.691	351/938	1289	35.8	614-9	422	468	117	210	2429	67.5
Opponents	36		812-2009	.404	229-703	.326	416-642	.648	366/816	1182	32.8	642--	393	444	137	227	2269	63.0

DUCK FACTS

Location: Eugene, OR 97401
Founded/Enrollment: 1876/24,000
Colors: Green & Yellow
 (Pantone® 342 5C/Pantone Yellow C)
Joined Pac-12: 1916-17
All-Time Record: 1,477-1,296 (106 years)

President: Michael R. Gottfredson
Faculty Rep: Dr. James O'Fallon
Athletic Director: Rob Mullens
SWA: Lisa Peterson

Head Coach: Dana Altman
 (Eastern New Mexico '80)
Career Record: 455-271 (23 years)
Oregon Record: 45-28 (2 years)
Pac-12 Record: 20-16 (2 years)
Office: (541) 346-4346
Fax: (541) 346-4482

Assistant Coaches: Brian Fish, Tony Stubblefield, Kevin McKenna

Basketball SID: Andy McNamara
E-mail: mcnamara@uoregon.edu
Office: (541) 346-2253
Cell: (541) 543-0123

Local Radio: KUGN (590 AM)

Home Court: Matthew Knight Arena
 (12,369/2011)

Record in Matthew Knight Arena:
 26-9 (1.5 years)

Press Row Phone: (541) 346-4497
Press Will-Call: Box Office, 13th Ave. side
Press Row Location: Corner seating in arena on east side

RECORD HOLDERS

POINTS

Career: 2085 – Ron Lee, 1973-76
Season: 745 – Terrell Brandon, 1991
Game: 43 – Greg Ballard vs. Oral Roberts, 3/9/77

THREE-POINT FIELD GOALS

Career: 345 – Tajuan Porter, 2007-10
Season: 110 – Tajuan Porter, 2007
Game: 10 – Tajuan Porter vs. Portland State, 11/12/06

REBOUNDS

Career: 1114 – Greg Ballard, 1974-77
Season: 465 – Bob Peterson, 1952
Game: 32 – Jim Loscutt vs. Brigham Young, 1/28/55

ASSISTS

Career: 614 – Kenya Wilkins, 1994-97
Season: 218 – Luke Ridnour, 2003
Game: 17 – Ron Lee vs. Villanova, 12/23/74

STEALS

Career: 213 – Kenya Wilkins, 1994-97
Season: 89 – Malcolm Armstead, 2010-11
Game: 9 – Kenya Wilkins vs. Boise State, 12/20/96

BLOCKED SHOTS

Career: 116 – Blair Rasmussen, 1982-85
Season: 51 – Tony Woods, 2012
Game: 8 – Blair Rasmussen vs. Davidson, 12/27/84

OREGON NUMERICAL ROSTER

No.	Name	Pos.	Ht.	Wt.	Yr.	Exp.	Hometown (Last School)
0	Arik Armstead	F	6-8	280	Fr.	HS	Sacramento, Calif. (Pleasant Grove HS)
1	Dominic Artis	G	6-1	175	Fr.	HS	Oakland, Calif. (Findlay Prep)
4	Nicholas Lucenti	G	6-3	212	Jr.	2L#	Los Angeles, Calif. (Loyola HS)
5	Fred Richardson III	G	6-5	190	Fr.	HS	Houston, Tex. (Clear Brook HS)
10	Johnathan Loyd	G	5-8	165	Jr.	2L	Las Vegas, Nev. (Bishop Gorman HS)
12	Coleton Baker	G	6-3	180	Jr.	TR	Sutherlin, Ore. (Umpqua CC)
14	Arsalan Kazemi	F	6-7	222	Sr.	TR	Esfahan, Iran (Patterson HS)
20	Waverly Austin	C	6-11	175	Jr.	TR	Fredricksburg, Va. (Palm Beach State College)
21	Damyean Dotson	G	6-5	200	Fr.	HS	Houston, Texas (Yates HS)
24	Willie Moore	G	6-3	195	Fr.	HS	Cincinnati, Ohio (Aiken HS)
25	E.J. Singler	F	6-6	215	Sr.	3L	Medford, Ore. (South Medford HS)
32	Ben Carter	F	6-8	217	Fr.	HS	Las Vegas, Nev. (Bishop Gorman HS)
33	Carlos Emory	F	6-6	225	Sr.	1L	Bloomington, Minn. (Howard College)
40	Austin Kuemper	C	6-9	230	Fr.*	HS	Portland, Ore. (Westview HS)
55	Tony Woods	C	6-11	250	Sr.	1L	Rome, Ga. (Wake Forest)

* - Has used redshirt year. #- Walk-on. Returning starter in **bold**.



HEAD COACH - DANA ALTMAN

- On April 26, 2010, Dana Altman was named the 19th head coach in the history of the University of Oregon men's basketball program.
- Led the Ducks to the CBI Championship in just his first season with the program. It was Oregon's first postseason appearance since the 2007-08 season.
- Spent 16 seasons at Creighton where he became the school's all-time winningest coach with a record of 327-176 (.650). Led Creighton to 13 consecutive postseason appearances.
- Won four Coach-of-the-Year awards from three different conferences - MVC (twice), Big Eight and Southern.
- Had a stretch of 11 straight seasons with 20-plus wins, including a Creighton school-record 29 wins in 2002-03.

ALTMAN YEAR-BY-YEAR

Year	School	ALL W-L	CONFERENCE W-L	Fin.	Conf.	POSTSEASON NCAA	Other
1989-90	Marshall	15-13	9-5	2nd	Southern		
<i>Marshall totals (1 year)</i>		<i>15-13 (.536)</i>	<i>9-5 (.643)</i>			<i>0-0 (.000)</i>	<i>0-0</i>
1990-91	Kansas State	13-15	3-11	8th	Big Eight		
1991-92	Kansas State	16-14	5-9	T6th	Big Eight		1-1 (NIT)
1992-93	Kansas State	19-11	7-7	T5th	Big Eight	0-1	
1993-94	Kansas State	20-14	4-10	T6th	Big Eight		3-2* (NIT)
<i>Kansas State totals (4 years)</i>		<i>68-54 (.557)</i>	<i>19-37 (.339)</i>			<i>0-1 (.000)</i>	<i>4-3 (.571)</i>
1994-95	Creighton	7-19	4-14	9th	MVC		
1995-96	Creighton	14-15	9-9	T5th	MVC		
1996-97	Creighton	15-15	10-8	6th	MVC		
1997-98	Creighton	18-10	12-6	2nd	MVC		0-1 (NIT)
1998-99	Creighton	22-9	11-7	T2nd	MVC	1-1	
1999-00	Creighton	23-10	11-7	4th	MVC	0-1	
2000-01	Creighton	24-8	14-4	1st	MVC	0-1	
2001-02	Creighton	23-9	14-4	T1st	MVC	1-1	
2002-03	Creighton	29-5	15-3	2nd	MVC	0-1	
2003-04	Creighton	20-9	12-6	T2nd	MVC		0-1 (NIT)
2004-05	Creighton	23-11	11-7	T3rd	MVC	0-1	
2005-06	Creighton	20-10	12-6	T2nd	MVC		1-1 (NIT)
2006-07	Creighton	22-11	13-5	2nd	MVC	0-1	
2007-08	Creighton	22-11	10-8	4th	MVC		1-1 (NIT)
2008-09	Creighton	27-8	14-4	T1st	MVC		1-1 (NIT)
2009-10	Creighton	18-16	10-8	4th	MVC		2-1 (CIT)
<i>Creighton totals (16 years)</i>		<i>327-176 (.650)</i>	<i>182-106 (.632)</i>			<i>2-7 (.222)</i>	<i>5-6 (.455)</i>
2010-11	Oregon	21-18	7-11	T7th	Pac-10		5-1& (CBI)
2011-12	Oregon	24-10	13-5	T2nd	Pac-12		2-1 (NIT)
<i>Oregon totals (2 years)</i>		<i>45-28 (.616)</i>	<i>20-16 (.556)</i>			<i>0-0</i>	<i>7-2 (.778)</i>
Career totals (23 years)		455-271 (.627)	230-164 (.584)			2-8 (.200)	16-11 (.593)

* - NIT Final Four. & - CBI Champions

2012-13 SCHEDULE

October
 Mon., 29..... Concordia (Exhib.)..... 7 p.m.

November
 Mon., 5..... SW Oklahoma State (Exhib)..... 7 p.m.
 Sat., 10..... Northern Arizona (1)..... 4:30 p.m..... P12N
 Mon., 12..... Portland State..... 6:30 p.m..... P12N
 Fri., 16..... Vanderbilt..... 8 p.m..... P12N
 Mon., 19..... Jacksonville State (1)..... 8 p.m..... P12N
 Fri., 23..... at UNLV (2)..... 6 p.m.
 Sat., 24..... Cincinnati/ Iowa State (2)..... TBA
 Thurs. 29..... Texas-San Antonio..... 7 p.m..... P12N

December
 Sat., 1..... Arkansas-Pine Bluff..... 3:30 p.m..... P12N
 Sat., 8..... Idaho State..... 3 p.m..... P12N
 Sat., 15..... Nebraska..... 1:30 p.m..... FSN
 Wed., 19..... at UTEP..... 6 p.m..... CBSSN
 Sat., 22..... Houston Baptist..... 12 p.m..... P12N
 Mon., 31..... Nevada..... 4 p.m..... P12N

January
 Sun., 6..... at Oregon State*..... 7 p.m..... FSN
 Thurs., 10..... Arizona*..... 6 p.m..... ESPN/2
 Sun., 13..... Arizona State*..... 6 p.m..... P12N
 Thurs., 17..... at USC*..... 8 p.m..... ESPN
 Sat., 19..... at UCLA*..... 1 p.m..... CBS
 Wed., 23..... Washington State*..... 6:30 p.m..... P12N
 Sat., 26..... Washington*..... 4 p.m..... P12N
 Wed., 30..... at Stanford*..... 8 p.m..... ESPN2

February
 Sat., 2..... at California*..... 1:30 p.m..... FSN
 Thurs., 7..... Colorado*..... 7 p.m..... ESPN
 Sat., 9..... Utah*..... 5 p.m..... P12N
 Wed., 13..... at Washington*..... 8 p.m..... ESPN2
 Sat., 16..... at Washington State*..... 4 p.m..... P12N
 Thurs., 21..... California*..... 6 p.m..... ESPN
 Sat., 23..... Stanford*..... 5 p.m..... P12N
 Thurs., 28..... Oregon State*..... 8 p.m..... ESPN

March
 Thurs., 7..... at Colorado*..... 7 p.m..... ESPN
 Sat., 9..... at Utah*..... 12:30 p.m..... P12N
 13-16..... at Pac-12 Tournament (3)..... TBA..... TBA

- (1) Global Sports Classic
- (2) Las Vegas, Nev. (Thomas & Mack Arena)
- (3) Las Vegas, Nev. (MGM Grand Garden Arena)

* Pac-12 Game
 Game times local to site.

**2011-12 RESULTS
(24-10, 13-5)**

11/11	at #7 Vanderbilt	L	64-78
11/17	Eastern Washington	W	73-65
11/20	Southeast Missouri State	W	86-61
11/23	at Nebraska	W	83-76
11/29	UTEP	W	64-59
12/3	vs. BYU (1)	L	65-79
12/10	Fresno State	W	74-70
12/12	Portland State	W	79-70
12/18	Virginia	L	54-67
12/20	North Carolina Central (2)	W	58-45
12/21	Prairie View A&M (2)	W	74-66
12/22	Stephen F. Austin (2)	W	55-45
12/29	at Washington State*	W	92-75
12/31	at Washington*	L	60-76
1/5	Stanford*	W	78-67
1/8	California*	L	60-77
1/12	at Arizona State*	W	67-58
1/14	at Arizona*	W	59-57
1/19	USC*	W	65-62
1/21	UCLA*	W	75-68
1/29	Oregon State*	L	71-76
2/2	at Utah*	W	79-68
2/4	at Colorado*	L	71-72
2/9	Washington*	W	82-57
2/11	Washington State*	W	78-69
2/16	at California*	L	83-86
2/19	at Stanford*	W	68-64
2/26	at Oregon State*	W	74-73
3/1	Colorado*	W	90-81
3/3	Utah*	W	94-48
3/8	vs. Colorado (3)	L	62-63
3/13	Louisiana State (4)	W	96-76
3/18	Iowa (5)	W	108-97
3/20	at Washington (6)	L	86-90

- (1) Salt Lake City, Utah
- (2) Global Sports Hoops Showcase, Eugene, Ore.
- (3) Pacific Life Pac-12 Tournament - Los Angeles, Calif.
- (4) NIT First Round - Eugene, Ore.
- (5) NIT Second Round - Eugene, Ore.
- (6) NIT Quarterfinals - Seattle, Wash.

RECENT FINISHES

Year	CONF.		ALL		Post.
	W-L	Fin.	W-L		
78-79	7-11	6t	12-15		
79-80	5-13	7t	10-17		
80-81	6-12	7	13-14		
81-82	4-14	8t	9-18		
82-83	5-13	9	9-18		
83-84	11-7	3	16-13		NIT
84-85	8-10	6	15-16		
85-86	6-12	9	11-17		
86-87	8-10	7	16-14		
87-88	10-8	5	16-14		NIT
88-89	3-15	9	8-21		
89-90	10-8	5	15-14		NIT
90-91	8-10	5t	13-15		
91-92	2-16	10	6-21		
92-93	3-15	9	10-20		
93-94	6-12	8	10-17		
94-95	11-7	4	19-9		NCAA
95-96	9-9	5t	16-13		
96-97	8-10	7	17-11		NIT
97-98	8-10	5t	13-14		
98-99	8-10	5t	19-13		NIT*
99-00	13-5	3	22-8		NCAA
00-01	5-13	6t	14-14		
01-02	14-4	1	26-9		NCAA&
02-03	10-8	5^	23-10		NCAA
03-04	9-9	4t	18-13		NIT*
04-05	6-12	8t	14-13		
05-06	7-11	7	15-18		
06-07	11-7	3t^	29-8		NCAA&
07-08	9-9	5t	18-14		NCAA
08-09	2-16	10	8-23		
09-10	7-11	8t	16-6		
10-11	7-11	7t	21-18		CBI%
11-12	13-5	2t	24-10		NIT

* - NIT Final Four
 ^ - Pac-10 Tournament Champion
 & - NCAA Elite Eight
 % - CBI Champion

2011-12 OREGON STATISTICS (Overall: 24-10, Pac-12: 13-5/T2nd)

Player	GP-GS	Min/Avg	TOTAL		3-PTS		REBOUNDS		PF-FO	A	TO	Blk	Stl	Pts	Avg			
			FG-A	Pct	3FG-A	Pct	FT-A	Pct								Off/Def	Tot	Avg
Joseph, Devoe	28-25	989/35.3	166-351	.473	66-158	.418	70-88	.795	18/87	105	3.8	43-0	91	52	4	38	468	16.7
Singler, E.J.	34-34	1046/30.8	151-323	.467	49-133	.368	110-121	.909	43/146	189	5.6	89-3	76	64	14	20	461	13.6
Sim, Garrett	34-34	1069/31.4	140-288	.486	73-157	.465	61-70	.871	13/73	86	2.5	44-0	91	61	7	34	414	12.2
Ashaolu, Olu	34-10	685/20.1	118-209	.565	1-11	.091	77-144	.535	71/106	177	5.2	106-3	26	55	18	16	314	9.2
Woods, Tony	33-28	591/17.9	85-160	.531	0-0	.000	54-93	.581	45/71	116	3.5	74-1	20	46	51	10	224	6.8
Emory, Carlos	34-0	608/17.9	72-160	.450	20-68	.294	66-87	.759	44/86	130	3.8	53-0	32	42	7	21	230	6.8
Brown, Jabari	2-2	51/25.5	3-11	.273	1-7	.143	5-12	.417	0/4	4	2.0	3-0	1	11	0	1	12	6.0
Jacob, Jeremy	34-23	507/14.9	67-143	.469	0-1	.000	16-29	.552	34/73	107	3.1	58-0	12	26	3	7	150	4.4
Loyd, Johnathan	34-11	589/17.3	34-100	.340	12-41	.293	33-47	.702	4/44	48	1.4	57-1	100	46	0	31	113	3.3
Kingma, Brett	19-0	186/9.8	21-68	.309	15-48	.313	1-3	.333	8/8	16	0.8	12-0	7	5	0	7	58	3.1
Nared, Tyrone	28-3	444/15.9	25-61	.410	8-27	.296	22-30	.733	29/55	84	3.0	38-1	22	22	17	18	80	2.9
Barron, Bruce	3-0	21/7.0	1-4	.250	1-3	.333	0-2	.000	0/3	3	1.0	5-0	5	3	0	1	3	1.0
Lucenti, Nicholas	5-0	14/2.8	0-6	.000	0-4	.000	0-0	.000	1/0	1	0.2	1-0	2	1	0	0	0	0.0
TEAM									50/45	95	2.9	0		4				
OREGON	34		883-1884	.469	246-658	.374	515-726	.709	360/801	1161	34.1	583-9	485	438	121	204	2527	74.3
Opponents	34		860-1962	.438	203-594	.342	418-617	.677	376/729	1105	32.5	655--	429	428	109	203	2341	68.9

OREGON STATE NUMERICAL ROSTER

BEAVER FACTS

Location: Corvallis, OR 97331
Founded/Enrollment: 1868/23,761
Colors: Orange & Black (Pantone® 172)
Joined Pac-12: 1915-16
All-Time Record: 1,640-1,233 (111 years)

President: Dr. Edward Ray
Faculty Rep: Dr. Joseph Spatafora
Athletic Director: Bob De Carolis
SWA: Marianne Vydra

Head Coach: Craig Robinson
 (Princeton '83)
Career Record: 94-99 (6 years)
OSU Record: 64-71 (4 years)
Pac-12 Record: 27-45 (4 years)
Office: (541) 737-2076
Fax: (541) 737-6179

Associate Head Coach: Doug Stewart
Assistant Coaches: Nate Pomeday, David Grace

Basketball SID: Shawn Schoeffler
E-mail: shawn.schoeffler@oregonstate.edu
Office: (541) 737-8898
Cell: (541) 231-1430

Local Radio: KEJO (1240 AM)

Home Court: Gill Coliseum (10,400/1949)
Record in Gill: 555-285 (63 years)
Press Row Phone: (541) 737-3020
Press Will-Call: East side of Coliseum
Press Row Location: Front row of upper level, opposite team benches.

RECORD HOLDERS

POINTS

Career: 2172 – Gary Payton, 1987-90
Season: 775 – Mel Counts, 1964
Game: 58 – Gary Payton vs. USC, 2/22/90

THREE-POINT FIELD GOALS

Career: 180 – Chris Stephens, 2003-06
Season: 82 – Gary Payton, 1989
Game: 7 – Three times. Last, Nick DeWitz vs. California, 2/26/05

REBOUNDS

Career: 1375 – Mel Counts, 1962-64
Season: 489 – Mel Counts, 1964
Game: 36 – Swede Halbrook vs. Idaho, 2/15/55

ASSISTS

Career: 938 – Gary Payton, 1987-90
Season: 244 – Gary Payton, 1989
Game: 15 – Gary Payton vs. Arizona State, 11/30/89

STEALS

Career: 321 – Gary Payton, 1987-90
Season: 100 – Gary Payton, 1990
Game: 8 – Three times. Last, Jared Cunningham vs. Washington State, 3/4/10

BLOCKED SHOTS

Career: 172 – Scott Haskin, 1989-93
Season: 69 – Eric Moreland, 2012
Game: 6 – Six times. Last, Eric Moreland vs. Stanford, 1-7-12

No.	Name	Pos.	Ht.	Wt.	Yr.	Exp.	Hometown (Last School)
1	Victor Robbins	G/F	6-6	195	Fr.	HS	Compton, Calif. (Compton HS)
2	Michael Moyer	G	6-2	205	Jr.*	1L#	Turner, Ore. (St. John Fisher College)
3	Ahmad Starks	G	5-9	165	Jr.	2L	Chicago, Ill. (Whitney Young HS)
4	Challe Barton	G	6-3	193	So.	1L	Goteborg, Sweden (Sandagymnasiet)
10	Daniel Jones	C	6-11	230	Jr.	2L#	Orland, Calif. (Hamilton Union HS)
11	Joe Burton	F/C	6-7	295	Sr.	3L	Soboba, Calif. (West Valley HS)
12	Angus Brandt	C	6-10	242	Sr.	3L	Sydney, Australia (Blaxland HS)
13	Langston Morris-Walker	G	6-5	215	Fr.	HS	Berkeley, Calif. (Berkeley HS)
14	Daniel Gomis	F	6-10	225	So.*	1L	Thies, Senegal (Oak Hill Academy)
15	Eric Moreland	F	6-10	215	So.*	1L	Missouri City, Texas (UTEP)
24	C.J. Mitchell	G	6-1	179	Jr.	1L#	Portland, Ore. (Horizon Christian HS)
30	Olaf Schaftenaar	F	6-9	219	Fr.	HS	Utrecht, Netherlands (Rodenborch College)
31	Jullian Powers	G	6-2	193	Jr.	1L#	Arlington, Texas (Tennyson HS)
32	Jarmal Reid	F	6-7	225	Fr.	HS	Decatur, Ga. (Columbia HS)
44	Devon Collier	F	6-8	215	Jr.	2L	Bronx, N.Y. (St. Anthony HS)
55	Roberto Nelson	G	6-3	195	Jr.*	2L	Santa Barbara, Calif. (Santa Barbara HS)

* - Has used redshirt year. # - Walk-on. Returning starter in **bold**.



HEAD COACH - CRAIG ROBINSON

- Named Oregon State's 20th men's basketball head coach on April 9, 2008.
- In just his first season at Oregon State, he guided the Beavers to the CBI Championship. It was OSU's first postseason appearance since the 2004-05 season.
- In just his second season at Brown, he led the Bears to a school-record 19 victories and their fourth-ever postseason tournament appearance. Robinson won more games (30) in his first two years than any other head coach in Brown history.
- A graduate of Princeton, he was the first two-time Ivy League Player of the Year under legendary coach Pete Carrill. Led the Tigers to two NCAA Tournament appearances.
- Spent six seasons as an assistant at Northwestern (2001-06).

ROBINSON YEAR-BY-YEAR		ALL	CONFERENCE	POSTSEASON			
Year	School	W-L	W-L	Fin.	Conf.	NCAA	Other
2006-07	Brown University	11-18	6-8	5th	Ivy		
2007-08	Brown University	19-10	11-3	2nd	Ivy		0-1 (CBI)
<i>Brown University totals (2 years)</i>		<i>30-28 (.517)</i>	<i>17-11 (.607)</i>			<i>0-0</i>	<i>0-1</i>
2008-09	Oregon State	18-18	7-11	8th	Pac-10		5-1 (CBI)
2009-10	Oregon State	14-18	8-10	T5th	Pac-10		0-1 (CBI)
2010-11	Oregon State	11-20	5-13	9th	Pac-10		
2011-12	Oregon State	21-15	7-11	T8th	Pac-12		2-1 (CBI)
<i>Oregon State totals (4 years)</i>		<i>64-71 (.474)</i>	<i>27-45 (.375)</i>				<i>7-3 (.700)</i>
Career totals (6 years)		94-99 (.487)	44-56 (.440)			0-0	7-4 (.636)

2012-13 SCHEDULE

November

Sun., 4.....	Lewis & Clark (Exhib.).....	7:30 p.m.	
Fri., 9.....	Niagara (1).....	6 p.m.	P12N
Sun., 11.....	New Mexico State (1).....	6:30 p.m.	ESPNU
Thurs., 15.....	vs. Alabama (1).....	7 p.m.	ESPN2
Fri., 16.....	Purdue/Villanova (1).....	TBA.....	ESPN2
Sun., 25.....	Montana State.....	3 p.m.	P12N
Fri., 30.....	at Kansas.....	7 p.m.	JTV

December

Sat. 8.....	Grambling State.....	1 p.m.	P12N
Wed. 12.....	at Portland State.....	7:30 p.m.	CSN
Sun., 16.....	Chicago State.....	4 p.m.	P12N
Wed., 19.....	Howard.....	7 p.m.	P12N
Sat., 22.....	vs. San Diego.....	6 p.m.	P12N
Sat., 29.....	Towson.....	5 p.m.	P12N
Mon., 31.....	Texas-Pan American.....	2 p.m.	P12N

January

Sun., 6.....	Oregon*.....	7 p.m.	FSN
Thurs., 10.....	Arizona State*.....	8:30 p.m.	P12N
Sat., 12.....	Arizona*.....	6:30 p.m.	ESPNU
Thurs., 17.....	at UCLA*.....	6 p.m.	ESPNU
Sat., 19.....	at USC*.....	5 p.m.	P12N
Wed., 23.....	Washington*.....	8:30 p.m.	P12N
Sat., 26.....	Washington State*.....	2 p.m.	P12N
Thurs., 31.....	at California*.....	7 p.m.	ESPNU

February

Sun., 3.....	at Stanford*.....	12 p.m.	P12N
Wed., 6.....	Utah*.....	7 p.m.	P12N
Sun., 10.....	Colorado*.....	6 p.m.	P12N
Wed., 13.....	at Washington State*.....	7 p.m.	P12N
Sat., 16.....	at Washington*.....	8 p.m.	FSN
Thurs., 21.....	Stanford*.....	8 p.m.	ESPNU
Sat., 23.....	California*.....	3 p.m.	P12N
Thurs., 28.....	at Oregon*.....	8 p.m.	ESPNU

March

Thurs., 7.....	at Utah*.....	9 p.m.	ESPNU
Sat., 9.....	at Colorado*.....	2:30 p.m.	P12N
13-16.....	at Pac-12 Tournament (2).....	TBA.....	TBA

(1) New York, N.Y. (Madison Square Garden)
(2) Las Vegas, Nev. (MGM Grand Garden Arena)

* Pac-12 Game
Game times local to site.

**2011-12 RESULTS
(21-15, 7-11)**

11/12	Cal State Bakersfield	W	86-62
11/14	West Alabama (1)	W	93-60
11/16	Hofstra (1)	W	82-72
11/19	vs. Texas (2)	W/OT	100-95
11/21	vs. #18 Vanderbilt (2)	L	62-64
11/26	at Towson	W	66-46
12/4	Montana	W	71-46
12/9	Idaho	L	60-74
12/13	Illinois-Chicago	W	95-53
12/15	Howard	W	93-72
12/18	Portland State	W	101-68
12/21	at Chicago State	W	92-66
12/29	at Washington*	L	80-95
12/31	at Washington State*	L	76-81
1/5	California*	W	92-85
1/7	Stanford*	L/4OT	101-103
1/12	at Arizona*	L/OT	73-81
1/14	at Arizona State*	L	66-76
1/19	UCLA*	W	87-84
1/21	USC*	W	78-59
1/29	at Oregon*	W	76-71
2/2	at Colorado*	L	60-82
2/4	at Utah*	W	76-58
2/9	Washington State*	L	73-83
2/12	Washington*	L	72-75
2/16	at Stanford*	L	82-87
2/18	at California*	L	63-77
2/26	Oregon*	L	73-74
3/1	Utah*	W	77-66
3/3	Colorado*	W	83-69
3/7	vs. Washington State (3)	W	69-64
3/8	vs. Washington (3)	W	86-84
3/9	vs. Arizona (3)	L	61-72
3/14	Western Illinois (4)	W	80-59
3/19	Texas Christian (5)	W	101-81
3/21	Washington State (6)	L	55-72

(1) Legends Classic, Corvallis, Ore.
(2) Legends Classic, New Jersey
(3) Pacific Life Pac-12 Tournament - Los Angeles, Calif.
(4) CBI First Round - Corvallis, Ore.
(5) CBI Quarterfinals - Corvallis, Ore.
(6) CBI Semifinals - Corvallis, Ore.

RECENT FINISHES

Year	CONF.		ALL		Post.
	W-L	Fin.	W-L		
78-79	11-7	3	18-10	NIT	
79-80	16-2	1	26-4	NCAA	
80-81	17-1	1	26-2	NCAA	
81-82	16-2	1	25-5	NCAA	
82-83	12-6	3t	20-11	NIT	
83-84	15-3	1t	22-7	NCAA	
84-85	12-6	3t	22-9	NCAA	
85-86	8-10	5t	12-15		
86-87	10-8	3t	19-11	NIT	
87-88	12-6	2t	20-11	NCAA	
88-89	13-5	3t	22-8	NCAA	
89-90	15-3	1t	22-7	NCAA	
90-91	8-10	5t	14-14		
91-92	7-11	7	15-16		
92-93	9-9	5t	13-14		
93-94	2-16	10	6-21		
94-95	6-12	7	9-18		
95-96	2-16	10	4-23		
96-97	3-15	9	7-20		
97-98	3-15	9t	13-17		
98-99	7-11	7t	13-14		
99-00	5-13	8t	13-16		
00-01	4-14	9t	10-20		
01-02	4-14	9	12-17		
02-03	6-12	6t	13-15		
03-04	6-12	9	12-16		
04-05	8-10	5	17-15	NIT	
05-06	5-13	8t	13-18		
06-07	3-15	9	11-21		
07-08	0-18	10	6-25		
08-09	7-11	8	18-18	CBI*	
09-10	8-10	5t	14-18	CBI	
10-11	5-13	9	11-20		
11-12	7-11	8t	21-15	CBI	

* - CBI Champions

2011-12 OREGON STATE STATISTICS (Overall: 21-15, Pac-12: 7-11/T8th)

Player	GP-GS	Min/Avg	TOTAL			3-PTS		REBOUNDS						PF-FO	A	TO	Blk	Stl	Pts	Avg
			FG-A	Pct	3FG-A	Pct	FT-A	Pct	Off/Def	Tot	Avg									
Cunningham, Jared	36-36	1245/34.6	198-440	.450	50-148	.338	199-270	.737	36/102	138	3.8	86-1	101	102	15	91	645	17.9		
Collier, Devon	36-33	964/26.8	176-286	.615	0-0	.000	121-192	.630	89/98	187	5.2	74-1	63	49	46	36	473	13.1		
Starks, Ahmad	35-35	1087/31.1	154-389	.396	79-213	.371	38-43	.884	7/72	79	2.3	73-0	96	49	0	58	425	12.1		
Nelson, Roberto	36-0	747/20.8	104-270	.385	46-132	.348	80-109	.734	20/72	92	2.6	73-1	80	63	8	31	334	9.3		
Brandt, Angus	36-35	834/23.2	122-228	.535	29-59	.492	55-82	.671	43/78	121	3.4	94-2	41	45	15	15	328	9.1		
Burton, Joe	36-21	914/25.4	124-222	.559	3-7	.429	48-70	.686	67/144	211	5.9	73-1	102	78	10	46	299	8.3		
Moreland, Eric	36-17	738/20.5	66-129	.512	1-3	.333	55-111	.495	76/169	245	6.8	91-1	41	52	69	28	188	5.2		
Barton, Challe	35-2	394/11.3	17-59	.288	6-29	.207	20-28	.714	3/15	18	0.5	58-2	29	30	1	11	60	1.7		
McShane, Kevin	33-1	277/8.4	23-42	.548	0-3	.000	7-13	.538	20/26	46	1.4	38-0	13	24	2	5	53	1.6		
Murphy, Rhys	18-0	92/5.1	9-21	.429	6-17	.353	4-8	.500	4/11	15	0.8	10-0	1	3	0	4	28	1.6		
Mitchell, C.J.	14-0	25/1.8	1-4	.250	1-3	.333	2-2	1.000	0/3	3	0.2	2-0	0	5	0	1	5	0.4		
Jones, Daniel	13-0	18/1.4	1-2	.500	0-1	.000	1-3	.333	0/2	2	0.2	0-0	0	0	0	1	3	0.2		
Powers, Jullian	9-0	15/1.7	0-1	.000	0-1	.000	0-0	.000	2/1	3	0.3	0-0	0	3	0	1	0	0.0		
TEAM									54/40	94	2.6	0		4						
OREGON STATE	36		995-2093	.475	221-616	.359	630-931	.677	421/833	1254	34.8	672-9	567	507	166	328	2841	78.9		
Opponents	36		932-2047	.455	237-611	.388	516-772	.668	422/824	1246	34.6	755--	470	598	112	229	2617	72.7		

CARDINAL FACTS

Location: Stanford, CA 94305
Founded/Enrollment: 1891/15,140
Colors: Cardinal (Pantone® 201) & White
Joined Pac-12: 1916-17
All-Time Record: 1,403-1,056 (97 years)

President: John L. Hennessy
Faculty Rep: Al Camarillo
Athletic Director: Bernard Muir
SWA: Beth Goode

Head Coach: Johnny Dawkins (Duke '86)
Career Record: 75-59 (4 years)
Stanford Record: 75-59 (4 years)
Pac-12 Record: 30-42 (4 years)
Office: (650) 723-0562
Fax: (650) 723-5739

Assistant Coaches: Mark Madsen, Charles Payne, Mike Schrage

Basketball SID: Brian Risso
E-Mail: brisso@stanford.edu
Cell: (650) 200-9513

Local Radio: KNBR 1050 AM

Home Court: Maples Pavilion
 (7,329/1968)
Record in Maples: 452-188 (44 years)
Press Row Phone: (650)200-9513 or
 498-0368
Press Will-Call: Booth on north side

RECORD HOLDERS

POINTS

Career: 2336 – Todd Lichti, 1986-89
Season: 734 – Adam Keefe, 1992
Game: 50 – Hank Luisetti vs. Duquesne,
 1/1/38

THREE-POINT FIELD GOALS

Career: 241 – Dion Cross, 1993-96
Season: 93 – Jeremy Green, 2009-10
Game: 8 – Twice; last, Julius Barnes vs.
 Rice, 11/24/02

REBOUNDS

Career: 1119 – Adam Keefe, 1989-92
Season: 355 – Adam Keefe, 1992
Game: 27 – Rich Kelley vs. Kentucky,
 12/22/73

ASSISTS

Career: 780 – Brevin Knight, 1994-97
Season: 234 – Brevin Knight, 1997
Game: 16 – Mitch Johnson vs. Mar-
 quette, 3/22/08

STEALS

Career: 298 – Brevin Knight, 1994-97
Season: 83 – Brevin Knight, 1997
Game: 10 – Brevin Knight vs. McNeese
 State, 12/20/93

BLOCKED SHOTS

Career: 167 – Tim Young, 1994-99
Season: 85 – Curtis Borchardt, 2002
Game: 12 – Brook Lopez vs. USC,
 1/25/07

STANFORD NUMERICAL ROSTER

No.	Name	Pos.	Ht.	Wt.	Yr.	Exp.	Hometown (Last School)
1	Christian Sanders	G	6-4	185	Fr.	HS	Houston, Texas (St. Thomas HS)
2	Aaron Bright	G	5-11	177	Jr.	2L	Bellevue, Wash. (Bellevue HS)
4	Stefan Nastic	C	6-11	245	So.*	1L	Thornhill, Ontario, Canada (Thornhill Secondary School)
5	Chasson Randle	G	6-1	175	So.	1L	Rock Island, Ill. (Rock Island HS)
10	Robbie Lemons	G	6-3	205	Jr.	2L	Carmichael, Calif. (Sacramento Country Day HS)
11	Andy Brown	F	6-7	215	Sr.*	1L	Yorba Linda, Calif. (Mater Dei HS)
12	Rosco Allen	F	6-9	205	Fr.	HS	Las Vegas, Nev. (Bishop Gorman HS)
14	Jack Ryan	G/F	6-7	200	So.	1L	Glenview, Ill. (Glenbrook South HS)
20	Wade Morgan	G	6-1	165	So.	1L	South Orange, N.J. (Delbarton School)
21	Anthony Brown	G/F	6-6	210	Jr.	2L	Fountain Valley, Calif. (Ocean View HS)
23	Gabriel Harris	G	6-2	190	Sr.	3L	Birmingham, Ala. (The Altamont School)
24	Josh Huestis	F	6-7	225	Jr.	2L	Great Falls, Mont. (C.M. Russell HS)
30	Grant Verhoeven	C	6-9	220	Fr.	HS	Hanford, Calif. (Central Valley Christian HS)
51	Elliott Bullock	F/C	6-11	220	Jr.	2L	Salt Lake City, Utah. (Olympus HS)
33	Dwight Powell	F	6-9	225	Jr.	2L	Toronto, Ontario, Canada (IMG Academy)
40	John Gage	F/C	6-9	225	Jr.	2L	Vashon Island, Wash. (Vashon Island HS)

* - Has used redshirt year. Returning starter in **bold**.



HEAD COACH - JOHNNY DAWKINS

- Named Stanford's 17th men's basketball head coach on April 28, 2008.
- In 2011-12, led Stanford to the NIT postseason title, the second in school history.
- Completed a three-year commitment with the USA Basketball Senior National Team as the program's Player Personnel Director from 2006-08. That team won the gold medal at the 2008 Olympics in Beijing.
- Spent 11 years as a member of the Duke coaching staff, the last nine seasons as the associate head coach. During that time, Duke sported a 330-60 record and won the national championship in 2001.
- Two-time consensus All-American at Duke (1985 and 1986). Concluded his Duke career as the school's all-time leading scorer.

DAWKINS YEAR-BY-YEAR

Year	School	ALL		CONFERENCE		POSTSEASON	
		W-L	W-L	Fin.	Conf.	NCAA	Other
2008-09	Stanford	20-14	6-12	9th	Pac-10		2-1 (CBI)
2009-10	Stanford	14-18	7-11	T8th	Pac-10		
2010-11	Stanford	15-16	7-11	T6th	Pac-10		
2011-12	Stanford	26-11	10-8	T7th	Pac-12		5-0& (NIT)
<i>Stanford totals (4 years)</i>		<i>75-59 (.560)</i>	<i>30-42 (.417)</i>			<i>0-0</i>	<i>7-1 (.875)</i>
Career totals (4 years)		75-59 (.560)	30-42 (.417)			0-0	7-1 (.875)

&- National Invitation Tournament Champion

2012-13 SCHEDULE

November

Sun., 4.....	UNC Pembroke (Exhib.)	1 p.m.	
Fri., 9.....	vs. San Francisco (1)	8 p.m.	P12N
Mon., 12.....	Cal State Fullerton	8:30 p.m.	P12N
Thurs., 15.....	TBD	6 p.m.	P12N
Sun., 18.....	Belmont (2)	6 p.m.	P12N
Thurs. 22.....	vs. Missouri (3)	1 p.m.	AXS
Fri., 23.....	Louisville/ Northern Iowa (3)	TBA	AXS or NBCSN
Sat., 24.....	TBA (3)	TBA	AXS or NBCSN
Wed., 28.....	Seattle	7 p.m.	P12N

December

Sun., 2.....	Denver	2 p.m.	P12N
Sat., 15.....	UC Davis	2 p.m.	P12N
Tues., 18.....	at North Carolina State	9 p.m.	ESPN2
Fri., 21.....	at Northwestern	8 p.m.	BTN
Sat., 29.....	Lafayette	7:30 p.m.	P12N

January

Thurs., 3.....	at USC*	7 p.m.	ESPNU
Sat., 5.....	at UCLA*	12 p.m.	P12N
Wed., 9.....	Washington State*	7 p.m.	P12N
Sat., 12.....	Washington*	8 p.m.	FSN
Sat., 19.....	California*	1:30 p.m.	FSN
Thurs., 24.....	at Colorado*	8 p.m.	ESPNU
Sun., 27.....	at Utah*	7 p.m.	P12N
Wed., 30.....	Oregon*	8 p.m.	ESPNU

February

Sun., 3.....	Oregon State*	12 p.m.	P12N
Thurs., 6.....	at Arizona*	7 p.m or 9 p.m.	ESPN2
Sat., 9.....	at Arizona State*	5 p.m.	ESPNU
Thurs., 14.....	USC*	8 p.m.	ESPNU
Sun., 16.....	UCLA*	1 p.m.	ESPN2
Thurs., 21.....	at Oregon State*	8 p.m.	ESPNU
Sat. 23.....	at Oregon*	5 p.m.	P12N
Wed., 27.....	Colorado*	8 p.m.	ESPN2

March

Sun., 3.....	Utah*	2 p.m.	P12N
Wed., 6.....	at California*	8 p.m.	ESPN2
13-16.....	at Pac-12 Tournament (4)	TBA	TBA

- (1) Oakland, Calif. (Oracle Arena)
- (2) Battle 4 Atlantis home game
- (3) Battle 4 Atlantis, Paradise Island, Bahamas
- (4) Las Vegas, Nev. (MGM Grand Garden Arena)

* Pac-12 Game
Game times local to site.

**2011-12 RESULTS
(26-11, 10-8)**

11/11	Central Arkansas	W	91-52
11/14	Fresno State (1)	W	75-59
11/15	Colorado State (1)	W	64-52
11/18	at UC Davis	W	70-49
11/23	vs. Oklahoma State (2)	W	82-67
11/25	vs. #5 Syracuse (2)	L	63-69
11/28	Pacific	W	79-37
12/1	at Seattle	W	72-49
12/4	North Carolina State	W	76-72
12/17	San Diego	W	75-55
12/19	Bethune-Cookman	W	75-56
12/22	Butler	L	66-71
12/29	UCLA*	W	60-59
12/31	USC*	W	51-43
1/5	at Oregon*	L	67-78
1/7	at Oregon State*	W/4OT	103-101
1/12	Utah*	W	68-65
1/14	Colorado*	W	84-64
1/19	at Washington State*	L	69-81
1/21	at Washington*	L	63-76
1/29	at California*	L	59-69
2/2	Arizona State*	W	68-44
2/4	Arizona*	L	56-43
2/9	at UCLA*	L	61-72
2/12	at USC*	W	59-47
2/16	Oregon State*	W	87-82
2/19	Oregon*	L	64-68
2/23	at Colorado*	W	74-50
2/25	at Utah*	L	57-58
3/4	California*	W	75-70
3/7	vs. Arizona State (3)	W	85-65
3/8	vs. California (3)	L	71-77
3/13	Cleveland State (4)	W	76-65
3/19	Illinois State (4)	W (OT)	92-88
3/21	Nevada (5)	W	84-56
3/27	vs. Massachusetts (6)	W	74-64
3/29	vs. Minnesota (6)	W	75-51

- (1) NIT Preseason Tip-Off, Stanford, Calif.
- (2) NIT Preseason Tip-Off Finals, N.Y., N.Y.
- (3) Pacific Life Pac-12 Tournament - Los Angeles, Calif.
- (4) NIT First Round/Second Round - Stanford, Calif.
- (5) NIT Quarterfinals - Stanford, Calif.
- (6) NIT Semifinals/Championship - N.Y., N.Y.

RECENT FINISHES

Year	CONF.		ALL		Post.
	W-L	Fin.	W-L		
78-79	6-12	8t	12-15		
79-80	5-13	7t	7-19		
80-81	5-13	8t	9-18		
81-82	2-16	10	7-20		
82-83	6-12	8	14-14		
83-84	8-10	5t	19-12		
84-85	3-15	10	11-17		
85-86	8-10	5t	14-16		
86-87	9-9	6	15-13		
87-88	11-7	4	21-12	NIT	
88-89	15-3	2	26-7	NCAA	
89-90	9-9	6	18-12	NIT*	
90-91	8-10	5t	20-13	NIT	
91-92	10-8	4	18-11	NCAA	
92-93	2-16	10	7-23		
93-94	10-8	4t	17-11	NIT	
94-95	10-8	5t	20-9	NCAA	
95-96	13-5	3	21-8	NCAA	
96-97	12-6	2t	22-8	NCAA	
97-98	15-3	2	30-5	NCAA#	
98-99	15-3	1	26-7	NCAA	
99-00	15-3	1t	27-4	NCAA	
00-01	16-2	1	31-3	NCAA	
01-02	12-6	2t	20-10	NCAA	
02-03	14-4	2	24-9	NCAA	
03-04	17-1	1^	30-2	NCAA	
04-05	11-7	3t	18-13	NCAA	
05-06	11-7	4t	16-14	NIT	
06-07	10-8	6	18-13	NCAA	
07-08	13-5	2	28-8	NCAA&	
08-09	6-12	9	20-14	CBI	
09-10	7-11	8	14-18		
10-11	7-11	7t	15-16		
11-12	10-8	7t	26-11	NIT*	

* - NIT Champion
- NCAA Final Four
& - NCAA Sweet 16
^ - Pac-10 Tournament Champion

2011-12 STANFORD STATISTICS (Overall: 26-11, Pac-12: 10-8/T7th)

Player	GP-GS	Min/Avg	TOTAL		3-PTS		REBOUNDS		PF-FO	A	TO	Blk	Stl	Pts	Avg			
			FG-A	Pct	3FG-A	Pct	FT-A	Pct								Off/Def	Tot	Avg
Randle, Chasson	37-36	1127/30.5	169-385	.439	85-194	.438	89-117	.761	21/98	119	3.2	111-2	76	83	2	42	512	13.8
Bright, Aaron	37-24	1049/28.4	136-315	.432	71-163	.436	91-115	.791	13/46	59	1.6	70-1	136	84	0	24	434	11.7
Owens, Josh	37-37	1001/27.1	177-310	.571	0-0	.000	77-124	.621	82/134	216	5.8	87-2	32	59	26	45	431	11.6
Brown, Anthony	37-21	886/23.9	106-268	.396	42-120	.350	45-72	.625	32/117	149	4.0	65-0	38	49	4	23	299	8.1
Powell, Dwight	35-11	614/17.5	73-161	.453	1-17	.059	55-78	.705	40/121	161	4.6	80-3	26	53	21	28	202	5.8
Huestis, Josh	37-5	742/20.1	73-167	.437	12-43	.279	38-74	.514	63/113	176	4.8	60-1	33	27	43	17	196	5.3
Zimmermann, Andrew	33-28	445/13.5	55-119	.462	5-16	.313	18-35	.514	29/54	83	2.5	67-1	24	26	11	18	133	4.0
Gage, John	33-2	302/9.2	46-107	.430	27-73	.370	10-14	.714	12/29	41	1.2	34-1	7	15	5	9	129	3.9
Mann, Jarrett	36-19	700/19.4	42-114	.368	1-10	.100	49-80	.613	36/68	104	2.9	60-3	72	54	1	25	134	3.7
Harris, Gabriel	12-0	162/13.5	11-41	.268	3-11	.273	18-25	.720	11/13	24	2.0	14-1	13	9	0	5	43	3.6
Trotter, Jack	27-2	218/8.1	27-57	.474	2-9	.222	12-15	.800	20/26	46	1.7	30-0	6	10	6	3	68	2.5
Nastic, Stefan	25-0	155/6.2	13-37	.351	2-4	.500	22-32	.688	10/18	28	1.1	24-0	6	21	5	2	50	2.0
Brown, Andy	9-0	35/3.9	4-7	.571	0-0	.000	2-7	.286	3/7	10	1.1	4-0	1	4	2	2	10	1.1
Ryan, Jack	12-0	27/2.3	4-5	.800	0-0	.000	3-4	.750	2/4	6	0.5	2-0	0	0	0	3	11	0.9
Lemons, Robbie	13-0	39/3.0	2-8	.250	1-5	.200	0-0	.000	2/2	4	0.3	4-0	2	4	0	0	5	0.4
Morgan, Wade	10-0	23/2.3	0-6	.000	0-0	.000	0-2	.000	1/0	1	0.1	5-0	4	6	0	0	0	0.0
TEAM									75/73	148	4.0	0		8				
STANFORD	37		938-2107	.445	252-665	.379	529-794	.666	452/923	1375	37.2	717-15	476	512	126	246	2657	71.8
Opponents	37		821-1987	.413	207-618	.335	488-751	.650	362/840	1202	32.5	708--	396	560	143	245	2337	63.2

BRUIN FACTS

Location: Los Angeles, CA 90024
Founded/Enrollment: 1919/40,500
Colors: Blue & Gold (Pantone® 286c/123c)
Joined Pac-12: 1927-28
All-Time Record: 1,733-772 (93 years)

Chancellor: Dr. Gene D. Block
Faculty Rep: Donald Morrison
Athletic Director: Daniel G. Guerrero
SWA: Petrina Long

Head Coach: Ben Howland (Weber State '79)
Career Record: 376-196 (18 years)
UCLA Record: 208-97 (9 years)
Pac-12 Record: 108-54 (9 years)
Office: (310) 825-8699
Fax: (310) 206-3440

Assistant Coaches: Scott Garson, Phil Mathews, Korey McCray

Basketball SID: Alex Timiraos
E-mail: atimiraos@athletics.ucla.edu
Cell: (310) 847-9231

Local Radio: KLAC Sports (570 AM)

Home Court: Pauley Pavilion (13,800/1965)
Record in Pauley: 637-99 (46 years)
Press Row Phone: (310) 825-1899
Press Will-Call: Central Ticket Office
Press Row Location: Upper south level

RECORD HOLDERS

POINTS

Career: 2608 – Don MacLean, 1989-92
Season: 870 – Lew Alcindor, 1967
Game: 61 – Lew Alcindor vs. Washington State, 2/25/67

THREE-POINT FIELD GOALS

Career: 317 – Jason Kapono, 2000-03
Season: 87 – Jason Kapono, 2002
 87 – Arron Afflalo, 2007
Game: 9 – Jason Kapono vs. Washington State, 1/4/03

REBOUNDS

Career: 1370 – Bill Walton, 1972-74
Season: 506 – Bill Walton, 1973
Game: 28 – Willie Naulls vs. Arizona State, 1/28/56

ASSISTS

Career: 833 – Pooh Richardson, 1986-89
Season: 236 – Pooh Richardson, 1989
Game: 16 – Earl Watson vs. Maryland, 3/18/00

STEALS

Career: 235 – Earl Watson, 1998-2001
Season: 82 – Cameron Dollar, 1997
Game: 11 – Tyus Edney vs. George Mason, 12/22/94

BLOCKED SHOTS

Career: 188 – Jelani McCoy, 1996-98
Season: 102 – Jelani McCoy, 1996
Game: 11 – Jelani McCoy vs. Maryland, 12/9/95

UCLA NUMERICAL ROSTER

No.	Name	Pos.	Ht.	Wt.	Yr.	Exp.	Hometown (Last School)
1	Tyler Lamb	G	6-5	200	Jr.	1L	Santa Ana, Calif. (Mater Dei HS)
2	Joshua Smith	C	6-10	305	Jr.	2L	Kent, Wash. (Kentwood HS)
3	Jordan Adams	G/F	6-5	220	Fr.	HS	Lawrenceville, Ga. (Oak Hill Academy (VA))
4	Norman Powell	G	6-3	200	So.	1L	San Diego, Calif. (Lincoln HS)
5	Kyle Anderson	G	6-9	235	Fr.	HS	Fairview, N.J. (St. Anthony HS)
10	Larry Drew II	G	6-2	180	Sr*	TR	Encino, Calif. (North Carolina)
12	David Wear	F	6-10	225	Jr*	1L	Huntington Beach, Calif. (North Carolina)
13	David Brown	G	6-3	185	So.	1L	Anaheim Hills, Calif. (Mater Dei HS)
14	Nick Kazemi	G	6-2	175	So.	SQ	Santa Ana, Calif. (Tustin HS)
15	Shabazz Muhammad	G/F	6-6	225	Fr.	HS	Las Vegas, Nev. (Bishop Gorman HS)
21	Khalid McCaskill	G	6-5	185	Fr.*	RS	Harlem, N.Y. (Brewster Academy)
23	Tony Parker	G	6-9	275	Fr.	HS	Lithonia, Ga. (Miller Grove HS)
24	Travis Wear	F/C	6-10	220	Jr.*	1L	Huntington Beach, Calif. (North Carolina)
30	Aubrey Williams	G	5-8	175	Jr.	HS	Palmdale, Calif. (Knight HS)
50	Adrià Gasol	C	6-10	220	Fr.	HS	Saint Boi de Llobregat, Spain (Sant Joan Despi)

* - Has used redshirt year. Returning starter in **bold**.



HEAD COACH - BEN HOWLAND

- Named the 12th head coach in Bruin history on April 2, 2003.
- Has led the Bruins to three consecutive Final Four appearances (2006-08), including UCLA's 13th appearance in the NCAA Championship game (2006).
- In 2003, guided the University of Pittsburgh to a No. 4 (Associated Press) ranking and advanced to the Sweet 16 of the NCAA Tournament.
- In 2002, was named the Big East Coach of the Year and consensus National Coach of the Year after leading the Panthers to a 29-6 mark, and a No. 9 final ranking.
- Five-year stint at Northern Arizona included Big Sky Coach of the Year honors (1997) and a Big Sky record 27 league wins in a two-year period (1997-98).
- Spent 12 seasons as an assistant coach for UC Santa Barbara.

HOWLAND YEAR-BY-YEAR

Year	School	ALL W-L	CONFERENCE W-L	Fin.	Conf.	POSTSEASON NCAA	Other
1994-95	Northern Arizona	9-17	4-10	7th	Big Sky		
1995-96	Northern Arizona	7-19	3-11	7th	Big Sky		
1996-97	Northern Arizona	21-7	14-2	1st	Big Sky		0-1 (NIT)
1997-98	Northern Arizona	21-8	13-3	1st	Big Sky	0-1	
1998-99	Northern Arizona	21-8	12-4	2nd	Big Sky		
<i>Northern Arizona totals (5 years)</i>		<i>79-59 (.572)</i>	<i>46-30 (.605)</i>			<i>0-1 (.000)</i>	<i>0-1 (.000)</i>
1999-00	Pittsburgh	13-15	5-11	11th	Big East		
2000-01	Pittsburgh	19-14	7-9	5th	Big East		1-1 (NIT)
2001-02	Pittsburgh	29-6	13-3	1st*	Big East	2-1	
2002-03	Pittsburgh	28-5	13-3	T1st*	Big East#	2-1	
<i>Pittsburgh totals (4 years)</i>		<i>89-40 (.690)</i>	<i>38-26 (.594)</i>			<i>4-2 (.667)</i>	<i>1-2 (.333)</i>
2003-04	UCLA	11-17	7-11	T7th	Pac-10		
2004-05	UCLA	18-11	11-7	T3rd	Pac-10	0-1	
2005-06	UCLA	32-7	14-4	1st^	Pac-10	5-1++	
2006-07	UCLA	30-6	15-3	1st	Pac-10	4-1+	
2007-08	UCLA	35-4	16-2	1st^	Pac-10	4-1+	
2008-09	UCLA	26-9	13-5	2nd	Pac-10	1-1	
2009-10	UCLA	14-18	8-10	T5th	Pac-10		
2010-11	UCLA	23-11	13-5	2nd	Pac-10	1-1	
2011-12	UCLA	19-14	11-7	T5th	Pac-12		
<i>UCLA totals (9 years)</i>		<i>208-97 (.682)</i>	<i>108-54 (.667)</i>			<i>15-6 (.714)</i>	<i>0-0</i>
Career totals (18 years)		376-196 (.657)	192-110 (.636)			19-9 (.679)	1-2 (.333)

- # - Big East Tournament champion
- * - Big East West Division title
- ^ - Pac-10 Tournament champion
- + - NCAA Final Four
- ++ - NCAA Championship Game

2012-13 SCHEDULE

November

Fri., 9.....	Indiana State	8 p.m.	FSN
Tues., 13.....	UC Irvine (1)	8:30 p.m.	P12N
Thur., 15.....	James Madison (1)	8 p.m.	P12N
Mon., 19.....	vs. Georgetown (2)	8 p.m.	ESPN2
Tues., 20.....	Georgia/Indiana (2)	7:30/10 p.m.	ESPN/U
Sun., 25.....	Cal Poly	7 p.m.	P12N
Wed., 28.....	Cal State Northridge	9 p.m.	P12N

December

Sat., 1.....	vs. San Diego State (3)	7 p.m.	ESPNU
Tues., 4.....	Cal State San Marcos (Exhib.)	7:30 p.m.	
Sat., 8.....	vs. Texas (4)	4:15 p.m.	ESPN
Sat., 15.....	Prairie View A&M	6 p.m.	P12N
Tues., 18.....	Long Beach State	8 p.m.	P12N
Sat., 22.....	Fresno State	8 p.m.	P12N
Thurs., 28.....	Missouri	7 p.m.	ESPN2

January

Thurs., 3.....	California*	8 p.m.	FSN
Sat., 5.....	Stanford*	12 p.m.	P12N
Thurs., 10.....	at Utah*	7:30 p.m.	P12N
Sat., 12.....	at Colorado*	12 p.m.	P12N
Thurs., 17.....	Oregon State*	6 p.m.	ESPNU
Sat., 19.....	Oregon*	1 p.m.	CBS
Thurs., 24.....	at Arizona*	7 p.m.	ESPN2
Sat., 26.....	at Arizona State*	8 p.m.	FSN
Wed., 30.....	USC*	7 p.m.	P12N

February

Thurs., 7.....	Washington*	6 p.m.	ESPN/2
Sat., 9.....	Washington State*	7 p.m.	P12N
Thurs., 14.....	at California*	6 p.m.	ESPN/2
Sat., 16.....	at Stanford*	1 p.m.	ESPN/2
Sun., 24.....	at USC*	12:30 p.m.	FSN
Wed., 27.....	Arizona State*	8:30 p.m.	P12N

March

Sat., 2.....	Arizona*	6 p.m.	ESPN
Wed., 6.....	at Washington State*	6:30 p.m.	P12N
Sat., 9.....	at Washington*	11 a.m.	CBS
13-16.....	Pac-12 Tournament (5)	TBA	TBA

- (1) Legends Classic, Los Angeles, Calif.
- (2) Legends Classic, Brooklyn, N.Y. (Barclays Center)
- (3) Wooden Classic, Anaheim, Calif. (Honda Center)
- (4) Houston, Texas (Reliant Stadium)
- (5) Las Vegas, Nev. (MGM Grand Garden Arena)

* Pac-12 Game. Game times local to site.

**2011-12 RESULTS
(19-14, 11-7)**

11/11	Loyola Marymount	L	58-69
11/15	Middle Tennessee State	L	66-86
11/21	vs. Chaminade (1)	W	92-60
11/22	vs. #14 Kansas (1)	L	56-72
11/23	vs. #15 Michigan (1)	L	63-79
11/28	Pepperdine	W	62-39
12/3	Texas	L	59-69
12/10	Penn (2)	W	77-73
12/14	Eastern Washington	W	60-47
12/17	UC Davis (2)	W	82-39
12/20	UC Irvine	W	89-60
12/23	Richmond	W	71-63
12/29	at Stanford*	L	59-60
12/31	at California*	L	69-85
1/5	Arizona* (2)	W	65-58
1/7	Arizona State* (2)	W	75-58
1/15	at USC*	W	66-47
1/19	at Oregon State*	L	84-87
1/21	at Oregon*	L	68-75
1/26	Utah*	W	76-49
1/28	Colorado*	W	77-60
2/2	at Washington*	L	69-71
2/4	at Washington State*	W	63-60
2/9	Stanford*	W	72-61
2/11	California*	L	63-73
2/15	USC*	W	64-54
2/18	at St., John's	L	63-66
2/23	at Arizona State*	W	66-57
2/25	at Arizona*	L	63-65
3/1	Washington State*	W	78-46
3/3	Washington*	W	75-69
3/7	vs. USC (3)	W	55-40
3/8	vs. Arizona (3)	L	58-66

- (1) EA Sports Maui Invitational, Lahaina, Maui
- (2) Anaheim, Calif. (Honda Center)
- (3) Pacific Life Pac-12 Tournament - Los Angeles, Calif.

RECENT FINISHES

Year	CONF.		ALL		Post.
	W-L	Fin.	W-L		
78-79	15-3	1	25-5		NCAA
79-80	12-6	4	22-10		NCAA^
80-81	13-5	3	20-7		NCAA
81-82	14-4	2	21-6		
82-83	15-3	1	23-6		NCAA
83-84	10-8	4	17-11		
84-85	12-6	3t	21-12		NIT#
85-86	9-9	4	15-14		NIT
86-87	14-4	1%	25-7		NCAA
87-88	12-6	2t	16-14		
88-89	13-5	3t	21-10		NCAA
89-90	11-7	4	22-11		NCAA
90-91	11-7	2	23-9		NCAA
91-92	16-2	1	28-5		NCAA
92-93	11-7	3t	22-11		NCAA
93-94	13-5	2t	21-7		NCAA
94-95	16-2	1	31-2		NCAA^
95-96	16-2	1	23-8		NCAA
96-97	15-3	1	24-8		NCAA
97-98	12-6	3	24-9		NCAA
98-99	12-6	3	22-9		NCAA
99-00	10-8	4t	21-12		NCAA
00-01	14-4	3	23-9		NCAA
01-02	11-7	6	21-12		NCAA
02-03	6-12	6t	10-19		
03-04	7-11	8t	11-17		
04-05	11-7	3t	18-11		NCAA
05-06	14-4	1%	32-7		NCAA+
06-07	15-3	1	30-6		NCAA^
07-08	16-2	1%	35-4		NCAA^
08-09	13-5	2	26-9		NCAA
09-10	8-10	5	14-18		
10-11	13-5	2	23-11		NCAA
11-12	11-7	5t	19-14		

- * - NCAA Champion
- ^ - NCAA Final Four
- + - NCAA runner-up
- # - NIT Champion
- % - Pac-10 Tournament Champion

2011-12 UCLA STATISTICS (Overall: 19-14, Pac-12: 11-7/T5th)

Player	GP-GS	Min/Avg	TOTAL		3-PTS		REBOUNDS		PF-FO	A	TO	Blk	Stl	Pts	Avg			
			FG-A	Pct	3FG-A	Pct	FT-A	Pct								Off/Def	Tot	Avg
Jones, Lazeric	33-33	1105/33.5	157-364	.431	48-127	.378	85-115	.739	18/99	117	3.5	69-0	136	85	6	61	447	13.5
Wear, Travis	30-24	786/26.2	137-257	.533	3-7	.429	68-86	.791	86/92	178	5.9	73-1	13	34	36	21	345	11.5
Wear, David	32-30	908/28.4	128-263	.487	14-30	.467	55-70	.786	66/136	202	6.3	77-2	24	38	7	22	325	10.2
Smith, Joshua	32-9	549/17.2	117-204	.574	0-0	.000	82-139	.590	73/83	156	4.9	101-4	14	60	23	18	316	9.9
Lamb, Tyler	33-32	1035/31.4	106-260	.408	43-120	.358	43-64	.672	19/99	118	3.6	80-3	93	75	19	57	298	9.0
Anderson, Jerime	32-31	1055/33.0	106-235	.451	30-74	.405	39-66	.591	13/87	100	3.1	52-1	135	58	9	57	281	8.8
Nelson, Reeves	6-1	116/19.3	14-35	.400	3-7	.429	3-7	.429	6/21	27	4.5	7-0	8	4	4	3	34	5.7
Powell, Norman	33-1	586/17.8	58-154	.377	26-75	.347	9-15	.600	9/65	74	2.2	45-0	39	24	9	16	151	4.6
Parker, De'End	2-1	34/17.0	2-6	.333	0-1	.000	4-7	.571	0/4	4	2.0	2-0	2	0	0	1	8	4.0
Lane, Brendan	19-0	125/6.6	13-26	.500	1-5	.200	4-10	.400	9/25	34	1.8	11-0	1	2	1	0	31	1.6
Jones, Kenny	8-0	25/3.1	3-9	.333	1-3	.333	1-2	.500	2/0	2	0.3	3-0	2	2	0	0	8	1.0
Brown, David	7-0	19/2.7	2-7	.286	0-2	.000	0-0	.000	1/1	2	0.3	3-0	0	2	0	3	4	0.6
Stover, Anthony	28-3	236/8.4	5-15	.333	0-0	.000	5-15	.333	19/23	42	1.5	37-0	3	6	39	1	15	0.5
Trapani, Tyler	8-0	10/1.3	0-3	.000	0-2	.000	0-0	.000	1/1	2	0.4	0-0	0	0	0	0	0	0.0
DeMarcus, Matt	6-0	9/1.5	0-0	.000	0-0	.000	0-0	.000	1/2	3	0.3	0-0	3	1	0	0	0	0.0
Kazemi, Nick	1-0	2/2.0	0-0	.000	0-0	.000	0-0	.000	0/1	1	1.0	0-0	0	0	0	0	0	0.0
TEAM									40/38	78	2.4	0	4					
UCLA	33		848-1838	.461	169-453	.373	398-596	.668	363/777	1140	34.5	560-11	473	395	153	260	2263	68.6
Opponents	33		723-1734	.417	196-538	.364	421-601	.701	322/722	1044	31.6	533-7	378	452	76	188	2063	62.5

TROJAN FACTS

Location: Los Angeles, CA 90089
Founded/Enrollment: 1880/38,000
Colors: Cardinal & Gold
 (Pantone® 201/123c)
Joined Pac-12: 1921-22
All-Time Record: 1,479-1,096 (105 years)

President: C.L. Max Nikias
Faculty Rep: Clare Pastore
Athletic Director: Pat Haden
SWA: Donna Heinel

Head Coach: Kevin O'Neill (McGill, '79)
Career Record: 229-249 (16 years)
USC Record: 41-55 (3 years)
Pac-12 Record: 27-45 (4 years)
Office: (213) 740-3815
Fax: (213) 740-7586

Associate Head Coach: Bob Cantu,
Assistant Coaches: Dieter Horton, Tony Miller

Basketball SID: David Tuttle
E-mail: davidtut@usc.edu
Cell: (213) 725-3102

Local Radio: ESPN (710 AM KSPN)

Home Court: Galen Center (10,258/2006)
Record in Galen Center: 67-32 (6 years)
Press Row Phones: (213) 740-3900
Press Will-Call: Southeast side of the building (off Flower Street)
Press Row Location: Southeast endzone

RECORD HOLDERS

POINTS

Career: 2048 – Harold Miner, 1990-92
Season: 789 – Harold Miner, 1992
Game: 45 – John Block vs. Washington, 2/11/66

THREE-POINT FIELD GOALS

Career: 232 – Lodrick Stewart, 1999-2002
Season: 93 – Phil Glenn, 1993
Game: 9 – Anthony Pendleton vs. Long Beach State, 12/9/87

REBOUNDS

Career: 1067 – Ron Riley, 1970-72
Season: 398 – Ron Riley, 1971
Game: 28 – Twice. Last; David Bluthenthal vs. Arizona State, 1/20/00

ASSISTS

Career: 779 – Brandon Granville, 1999-2002
Season: 248 – Brandon Granville, 2000
Game: 15 – Brandon Granville vs. Memphis, 11/23/00

STEALS

Career: 229 – Brandon Granville, 1999-2002
Season: 94 – Jeff Trepagnier, 2000
Game: 10 – Jeff Trepagnier vs. Utah State, 11/24/00

BLOCKED SHOTS

Career: 253 – Taj Gibson, 2007-2009
Season: 100 – Taj Gibson, 2009
Game: 8 – 3 times. Last, Avondre Jones vs. Rhode Island, 12/30/95

USC NUMERICAL ROSTER

No.	Name	Pos.	Ht.	Wt.	Yr.	Exp.	Hometown (Last School)
0	Renaldo Woolridge	F	6-9	220	Sr.	TR	Sheman Oaks, Calif. (Tennessee)
1	Jio Fontan [^]	G	6-0	175	Sr.*	1L	Paterson, N.J. (Fordham)
2	Greg Allen	G	6-3	180	Sr.	1L	Eureka, Calif. (Navarro College)
4	Tyler Sugiyama	G	5-10	150	Jr.*	2L	Winnetka, Ill. (New Trier HS)
5	Ari Stewart	F	6-7	205	Jr.*	TR	Marietta, Ga. (Wake Forest)
13	Chass Bryan	G	5-9	165	Fr.	HS	Oak Park, Calif. (Oaks Christian HS)
14	Dewayne Dedmon	F	7-0	255	Jr.*	1L	Lancaster, Calif. (Antelope Valley)
15	Brendyn Taylor	G	6-2	185	Fr.	HS	Los Angeles, Calif. (Fairfax HS)
20	J.T. Terrell	G	6-3	185	Jr.	TR	Burlington, NC (Peninsula JC)
21	Aaron Fuller	F	6-6	235	Sr.*	1L	Mesa, Ariz. (Iowa)
22	Byron Wesley	G	6-5	210	So.	1L	Etiwanda, Calif. (Etiwanda HS)
24	Daniel Munoz	G	5-10	175	Jr.*	2L	Coto de Caza, Calif. (Santa Margarita HS)
31	James Blasczyk	C	7-1	260	Sr.	1L	Friendswood, Texas (Texas A&M)
34	Eric Wise	F	6-6	240	Sr.*	TR	Riverside, Calif. (UC Irvine)
41	Strahinja Gavrilovic	F	6-8	225	Fr.	HS	Kragujevac, Serbia (Rock Academy)
55	Omar Oraby	C	7-2	270	Jr.	TR	Cairo, Egypt (Rice)

* - Has used redshirt year. Returning starter in **bold**. ^ - Starter during 2010-11 season, injured prior to 2011-12 season



HEAD COACH - KEVIN O'NEILL

- Named USC's men's basketball coach on June 20, 2009.
- Has 15 years of collegiate and NBA heading coaching experience.
- Head Coach of NBA's Toronto Raptors (2003-04).
- In 1994, he guided Marquette to its first-ever league title and led them to the NCAA Sweet 16 berth for the first time since 1979. For his efforts, he was honored as the NABC District 11 Co-Coach of the Year Award.
- Twice named his conference's Coach of the Year while at Marquette (Great Midwest Conference 1993 and 1994).
- Featured in the 1994 Oscar-nominated documentary "Hoop dreams."
- Led Marquette (1993-94) and Arizona (2008) to the NCAA Tournament.

O'NEILL YEAR-BY-YEAR

Year	School	ALL W-L	CONFERENCE W-L	Fin.	Conf.	POSTSEASON NCAA	Other
1982-83	Marycrest (NAIA)	17-14					
<i>Marycrest totals (1 year)</i>		<i>17-14 (.549)</i>					
1989-90	Marquette	15-14	9-5	3rd	MCC		0-1 (NIT)
1990-91	Marquette	11-18	7-7	T5th	MCC		
1991-92	Marquette	16-13	5-5	T3rd	GMC		
1992-93	Marquette	20-8	6-4	2nd	GMC	0-1	
1993-94	Marquette	24-9	10-2	1st	GMC	2-1	
<i>Marquette totals (5 years)</i>		<i>86-62 (.581)</i>	<i>37-23 (.617)</i>			<i>2-2 (.500)</i>	<i>0-1 (.000)</i>
1994-95	Tennessee	11-16	4-12	6th	SEC		
1995-96	Tennessee	14-15	6-10	T5th	SEC		0-1 (NIT)
1996-97	Tennessee	11-16	4-12	6th	SEC		
<i>Tennessee totals (3 years)</i>		<i>36-47 (.434)</i>	<i>14-34 (.292)</i>				<i>0-1 (.000)</i>
1997-98	Northwestern	10-17	3-13	T9th	Big Ten		
1998-99	Northwestern	15-14	6-10	8th	Big Ten		0-1 (NIT)
1999-00	Northwestern	5-25	0-16	11th	Big Ten		
<i>Northwestern totals (3 years)</i>		<i>30-56 (.349)</i>	<i>9-39 (.188)</i>				<i>0-1 (.000)</i>
2007-08	Arizona	19-15	8-10	7th	Pac-10	0-1	
<i>Arizona totals (1 year)</i>		<i>19-15 (.559)</i>	<i>8-10 (.444)</i>			<i>0-1</i>	
2009-10	USC	16-14	8-10	T5th	Pac-10		
2010-11	USC	19-15	10-8	T4th	Pac-10	0-1	
2011-12	USC	6-26	1-17	12th	Pac-12		
<i>USC totals (3 years)</i>		<i>41-55 (.427)</i>	<i>19-35 (.352)</i>			<i>0-1</i>	<i>0-0</i>
Career NCAA totals (16 years)		229-249 (.479)	87-141 (.382)			2-4 (.333)	0-3 (.000)

2012-13 SCHEDULE

November

Fri., 9.....	Coppin State (1)	8 p.m.....	P12N
Tues., 13	Long Beach State	6:30 p.m.....	P12N
Mon., 19.....	vs. Illinois (2).....	7 p.m.....	ESPN2
Tues., 20	Texas/Chaminade (2).....	TBA.....	ESPN2
Wed., 21.....	TBA (2).....	TBA.....	ESPN2/U
Sun., 25.....	San Diego State.....	7 p.m.....	FSN

December

Mon., 3.....	at Nebraska.....	7 p.m.....	BTN
Wed., 5.....	at New Mexico.....	8 p.m.....	CBSSN
Sat., 8.....	Minnesota	7:30 p.m.....	P12N
Sat., 15.....	UC Riverside.....	4 p.m.....	P12N
Thurs., 20.....	UC Irvine.....	8 p.m.....	P12N
Sat., 22.....	at Georgia.....	1:30 p.m.....	FSN
Sun., 30.....	Dayton	4 p.m.....	P12N

January

Thurs., 3.....	Stanford*	7 p.m.....	ESPNU
Sat., 5.....	California*	8 p.m.....	FSN
Thurs., 10.....	at Colorado*	8 p.m.....	ESPNU
Sat., 12.....	at Utah*	4 p.m.....	P12N
Thurs., 17.....	Oregon*	8 p.m.....	ESPNU
Sat., 19.....	Oregon State*	5 p.m.....	P12N
Thurs., 24.....	at Arizona State*	8:30 p.m.....	P12N
Sat., 26.....	at Arizona*	5 p.m.....	ESPNU
Wed., 30.....	at UCLA*	7 p.m.....	P12NU

February

Thurs., 7.....	Washington State*	8:30 p.m.....	P12N
Sun., 10.....	Washington*	7 p.m.....	FSN
Thurs., 14.....	at Stanford*	8 p.m.....	ESPNU
Sun., 17.....	at California*	7 p.m.....	FSN
Sun., 24.....	UCLA*	12:30 p.m.....	FSN
Wed., 27.....	Arizona*	6:30 p.m.....	P12N

March

Sat., 2.....	Arizona State*	12 p.m.....	FSN
Wed., 6.....	at Washington*	8:30 p.m.....	P12N
Sat., 9.....	at Washington State*	3:30 p.m.....	P12N
13-16.....	Pac-12 Tournament (3)	TBA.....	TBA

- (1) Maui Invitational home game
- (2) Maui Invitational, Lahaina, Maui
- (3) Las Vegas, Nev. (MGM Grand Garden Arena)

* Pac-12 Game
Game times local to site.

**2011-12 RESULTS
(6-26, 1-17)**

11/11	Cal State Northridge	W	66-59
11/14	Nebraska	L/2OT	61-64
11/17	at San Diego State	L	54-56
11/19	Cal Poly (1)	L	36-42
11/22	Morgan State (1)	W	65-62
11/25	at UNLV (2)	L	55-65
11/26	vs. South Carolina (2)	W	63-60
11/30	at UC Riverside	W	56-35
12/3	at Minnesota	L	40-55
12/10	New Mexico	L	41-44
12/17	Georgia	L	59-63
12/19	Texas Christian	W	83-59
12/22	#12 Kansas	L	47-63
12/29	at California*	L	49-53
12/31	at Stanford*	L	43-51
1/5	Arizona State*	L	53-62
1/8	Arizona*	L	46-57
1/15	UCLA*	L	47-66
1/19	at Oregon*	L	62-65
1/21	at Oregon State*	L	59-78
1/26	Colorado*	L	50-74
1/28	Utah*	W	62-45
2/2	at Washington State*	L	53-60
2/4	at Washington*	L	41-69
2/9	California*	L	49-75
2/12	Stanford*	L	47-59
2/15	at UCLA*	L	54-64
2/23	at Arizona*	L	54-70
2/25	at Arizona State*	L	52-56
3/1	Washington*	L	58-80
3/3	Washington State*	L	38-43
3/7	vs. UCLA (3)	L	40-55

- (1) Las Vegas Invitational - Los Angeles, Calif.
- (2) Las Vegas Invite, Las Vegas, Nev.
- (3) Pacific Life Pac-12 Tournament - Los Angeles, Calif.

RECENT FINISHES

Year	CONF.		ALL		Post.
	W-L	Fin.	W-L		
78-79	14-4	2	20-9		NCAA
79-80	5-13	7t	12-15		
80-81	9-9	4	14-13		
81-82	13-5	3	19-9		NCAA
82-83	11-7	5	17-11		
83-84	6-12	8	11-20		
84-85	13-5	1t	19-10		NCAA
85-86	5-13	10	11-17		
86-87	4-14	10	9-19		
87-88	5-13	8t	7-21		
88-89	2-16	10	10-22		
89-90	6-12	7t	12-16		
90-91	10-8	3t	19-10		NCAA
91-92	15-3	2	24-6		NCAA
92-93	9-9	5t	18-12		NIT
93-94	9-9	7	16-12		NIT
94-95	2-16	10	7-21		
95-96	4-14	9	11-19		
96-97	12-6	2t	17-11		NCAA
97-98	5-13	8	9-19		
98-99	7-11	7t	15-13		NIT
99-00	9-9	6t	16-14		
00-01	11-7	4t	24-10		NCAA*
01-02	12-6	2t	22-10		NCAA
02-03	6-12	6t	13-17		
03-04	8-10	6	13-15		
04-05	5-13	10	12-17		
05-06	8-10	6	17-13		
06-07	11-7	3t	25-12		NCAA*
07-08	11-7	3t	21-12		NCAA
08-09	9-9	5t	22-13		NCAA
09-10	8-10	5t	16-14		
10-11	10-8	4t	19-15		NCAA
11-12	1-17	12	6-26		

*East Regional Final

2011-12 USC STATISTICS (Overall: 6-26, Pac-12: 1-17/12th)

Player	GP-GS	Min/Avg	TOTAL		3-PTS		REBOUNDS		PF-FO	A	TO	Blk	Stl	Pts	Avg			
			FG-A	Pct	3FG-A	Pct	FT-A	Pct								Off/Def	Tot	Avg
Jones, Maurice	32-32	1221/38.2	143-425	.336	52-172	.302	78-119	.655	12/73	85	2.7	51-0	111	75	1	56	416	13.0
Fuller, Aaron	18-18	526/29.2	69-134	.515	0-0	.000	53-84	.631	50/57	107	5.9	46-1	7	25	7	16	191	10.6
Wesley, Byron	32-32	1107/34.6	130-318	.409	1-9	.111	46-89	.517	29/134	163	5.1	49-0	56	65	8	26	307	9.6
Dedmon, Dewayne	20-20	465/23.3	65-118	.551	0-1	.000	22-41	.537	49/60	109	5.5	64-2	6	29	19	14	152	7.6
Jackson, Garrett	32-14	710/22.2	89-219	.406	14-63	.222	30-44	.682	29/69	98	3.1	67-3	17	37	19	21	222	6.9
Allen, Greg	26-8	550/21.2	42-132	.318	29-99	.293	9-13	.692	4/44	48	1.8	32-0	26	19	0	11	122	4.7
Moore, Alexis	32-18	794/24.8	49-171	.287	26-92	.283	14-24	.583	8/57	65	2.0	64-0	49	40	2	20	138	4.3
Blasczyk, James	32-12	613/19.2	43-95	.453	0-0	.000	16-28	.571	36/56	92	2.9	60-0	14	24	9	9	102	3.2
Smith, Evan	4-0	47/11.8	2-10	.200	1-8	.125	0-0	.000	0/1	1	0.3	7-0	2	2	0	3	5	1.3
Strangis, Eric	24-5	309/12.9	9-26	.346	3-15	.200	2-2	1.000	2/13	15	0.6	30-0	9	6	0	5	23	1.0
Munoz, Daniel	12-1	101/8.4	1-10	.100	1-10	.100	2-2	1.000	1/5	6	0.5	5-0	8	13	0	3	5	0.4
Sugiyama, Tyler	3-0	6/2.0	0-0	.000	0-0	.000	0-0	.000	0/1	1	0.3	1-0	0	0	0	0	0	0.0
Dragovic, Danilo	1-0	1/1.0	0-0	.000	0-0	.000	0-0	.000	0/0	0	0.0	0-0	0	0	0	0	0	0.0
TEAM									36/40	76	2.4	0		6				
USC	32		642-1658	.387	127-469	.271	272-446	.610	256/610	866	27.1	476-6	305	341	65	184	1683	52.6
Opponents	32		686-1579	.434	160-469	.341	378-524	.721	338/822	1160	36.2	492--	359	481	95	149	1910	59.7

UTE FACTS

Location: Salt Lake City, UT 84112
Founded/Enrollment: 1850/30,819
Colors: Crimson (Pantone® 187) & White
Joined Pac-12: 2011-12
All-Time Record: 1,664-893 (103 years)

President: David W. Pershing, Ph.D
Faculty Rep: William Smith
Athletic Director: Dr. Chris Hill
SWA: Mary Bowman

Head Coach: Larry Krystkowiak
 (Montana '96)

Career Record: 42-20 (2 years)
Utah Record: 0-0 (1st year)
Pac-10 Record: 0-0 (1st year)
Office: (801) 581-5451
Fax: (801) 581-4358

Assistant Coaches: Tommy Connor,
 DeMarlo Slocum, Andy Hill

Basketball SID: Mike DeVine
E-mail: mdevine@huntsman.utah.edu
Cell: (801) 580-4502

Local Radio: ESPN (700 AM)

Home Court: Jon M. Huntsman Center
 (15,000/1969)

Record in Jon M. Huntsman Center:
 526-125 (42 years)

Press Row Phones: (801) 581-6657
Press Will-Call: Ticket office, Southeast
 corner of Huntsman Center

Press Row Location: Top of lower bowl,
 south side, midcourt

RECORD HOLDERS

POINTS

Career: 2542 – Keith Van Horn, 1993-97
Season: 1009 – Billy McGill, 1961-62
Game: 60 – Billy McGill vs. Brigham
 Young, 2/24/62

THREE-POINT FIELD GOALS

Career: 287 – Nick Jacobson, 2000-04
Season: 99 – Nick Jacobson, 2003-04
Game: 8 – Johnnie Bryant vs. TCU,
 2/26/08

REBOUNDS

Career: 1106 – Billy McGill, 1959-62
Season: 430 – Billy McGill, 1960-61
Game: 28 – Billy McGill vs. UCLA,
 12/29/61

ASSISTS

Career: 778 – Jeff Jonas, 1973-77
Season: 309 – Jeff Jonas, 1976-77
Game: 16 – Scott Jones vs. Brigham
 Young, 1/12/74

STEALS

Career: 254 – Andre Miller, 1995-99
Season: 84 – Andre Miller, 1998-99
Game: 8 – Brandon Jessie vs. San Diego
 State, 1/15/96

BLOCKED SHOTS

Career: 219 – David Foster, 2006-07,
 2009-present
Season: 115 – David Foster, 2009-10
Game: 10 – David Foster at Weber State,
 12/2/09

UTAH NUMERICAL ROSTER

No.	Name	Pos.	Ht.	Wt.	Yr.	Exp.	Hometown (Last School)
1	Glen Dean	G	5-10	175	Jr.*	TR	Seattle, Wash. (Eastern Washington)
2	Aaron Dotson	G/W	6-4	204	Jr.*	TR	Seattle, Wash. (LSU)
3	Justin Seymour	G	6-3	195	Fr.	HS	Marietta, Ga. (Wheeler HS)
5	Jarred DuBois	G	6-3	180	GS	TR	Inglewood, Calif. (Loyola Marymount)
10	Renan Lenz	F	6-9	240	Jr.	TR	Santo Angelo, Brazil (Arizona Western College)
11	Brandon Taylor	G	5-10	150	Fr.	HS	West Hollywood, Calif. (Pacific Hills HS)
13	Alex Mortensen	G	6-1	165	So.	1L	Springville, Utah (Springville HS)
14	Dakarai Tucker	W	6-5	185	Fr.	HS	Gardena, Calif. (Serra HS)
20	Ryan Osterloh	G	6-3	185	Sr.	SQ	Sandy, Utah (Salt Lake C.C.)
21	Jordan Loveridge	F	6-6	225	Fr.	HS	West Jordan, Utah (West Jordan HS)
31	Dallin Bachynski	C	7-0	255	So.	TR	Calgary, Alberta, Canada (Southern Utah)
34	Harry Whitt	C	6-10	220	So.	TR	Tucson, Ariz. (Southern Illinois)
40	Alexander Ricketts	F	6-7	214	So.*	RS	Sandy, Utah (Simon Fraser Univ.)
41	Jeremy Olsen	F	6-10	235	Fr.*	HS	Lawrenceville, Ga. (Collins Hill)
42	Jason Washburn	C	6-10	244	Sr.	3L	Battle Creek, Mich. (Battle Creek Central)
43	Cedric Martin	W	6-4	200	Sr.	1L	Minneapolis, Minn. (Lee College)
51	David Foster^	C	7-3	243	Sr.	TR	Lake Forest, Calif. (El Toro)

* - Has used redshirt year. Returning starter in **bold**. ^ - Starter during 2010-11 season, injured in 2011-12 season



HEAD COACH - LARRY KRYSWKOWIAK

- Named the 15th men's basketball coach in Utah history on April 4, 2011.
- Comes to Salt Lake City from the New Jersey Nets, where he assisted for the 2010-11 season. He also coached the Milwaukee Bucks, where he was an assistant in 2006-07 and the head coach for the 2007-08 season.
- Went 42-20 in his first collegiate coaching job at Montana, where his alma mater won both Big Sky Tournament championships in his two-year tenure.
- Coached the Iowa Stampede of the CBA to a 38-14 record and the CBA Finals in 2003-04, his lone season with the CBA.
- Played in the NBA for nine years, including a one-year stint with the Utah Jazz. The power forward averaged 8.1 points and 4.9 rebounds over his career.

KRYSWKOWIAK YEAR-BY-YEAR

Year	School	ALL		CONFERENCE		POSTSEASON		
		W-L		W-L	Fin.	Conf.	NCAA	Other
2004-05	Montana	18-13		9-5	T2nd	Big Sky	0-1	
2005-06	Montana	24-7		10-4	2nd	Big Sky	1-1	
<i>Montana totals (2 years)</i>		<i>42-20 (.677)</i>		<i>19-9 (.679)</i>			<i>1-2 (.333)</i>	<i>0-0</i>
2011-12	Utah	6-25		3-15	11th	Pac-12		
<i>Utah totals (1 year)</i>		<i>6-25 (.194)</i>		<i>3-15 (.167)</i>				
Career totals (3 years)		48-45 (.516)		22-24 (.478)			1-2 (.333)	0-0

2012-13 SCHEDULE

November

Fri., 2.....	Simon Fraser (Exhib).....	7 p.m.	
Fri., 9.....	Willamette	7 p.m.	P12N
Fri., 16.....	Sacramento State	7 p.m.	P12N
Wed., 21.....	Idaho State (1)	7 p.m.	P12N
Fri., 23.....	Central Michigan (1).....	5 p.m.	P12N
Sat., 24.....	Wright State (1).....	3:30/7:30 p.m.	P12N
Wed., 28.....	at Southern Methodist	9 p.m.	
Fri., 30.....	at Texas State	7 p.m.	

December

Wed., 5.....	Boise State	6:30 p.m.	P12N
Sat., 8.....	at BYU	7 p.m.	
Tues., 18.....	Southern Methodist	7 p.m.	P12N
Fri., 21.....	Cal State Northridge	8:30 p.m.	P12N
Fri., 28.....	College of Idaho.....	7:30 p.m.	P12N

January

Wed., 2.....	at Arizona State*	8 p.m.	P12N
Sat., 5.....	at Arizona*	3 p.m.	P12N
Thurs., 10.....	UCLA*	7:30 p.m.	P12N
Sat., 12.....	USC*	4 p.m.	P12N
Wed., 16.....	at Washington State*	6:30 p.m.	P12N
Sat., 19.....	at Washington*	6/8 p.m.	ESPNU
Thurs., 24.....	California*	6:30 p.m.	P12N
Sun., 27.....	Stanford*	7 p.m.	P12N

February

Sat., 2.....	Colorado*	12:30 p.m.	FSN
Wed., 6.....	at Oregon State*	7 p.m.	P12N
Sat., 9.....	at Oregon*	5 p.m.	P12N
Wed., 13.....	Arizona State*	6 p.m.	P12N
Sun., 17.....	Arizona*	1 p.m.	P12N
Thurs., 21.....	at Colorado*	8 p.m.	P12N
Thurs., 28.....	at California*	6 p.m.	ESPNU

March

Sun., 3.....	at Stanford*	2 p.m.	P12N
Thurs., 7.....	Oregon State*	9 p.m.	ESPNU
Sat., 9.....	Oregon*	12:30 p.m.	P12N
13-16.....	Pac-12 Tournament (2)	TBA.....	TBA

(1) Utah Thanksgiving Tournament, Salt Lake City, Utah
(2) Las Vegas, Nev. (MGM Grand Garden Arena)

* Pac-12 Game
Game times local to site.

**2011-12 RESULTS
(6-25, 3-15)**

11/14	San Diego Christian	W	58-55
11/16	at Boise State	L	59-80
11/19	Montana State	L	64-70
11/24	vs. Harvard (1)	L	47-75
11/25	vs. UMass (1)	L	75-90
11/26	vs. UNC Asheville (1)	L	65-87
12/3	at Fresno State	L	52-82
12/7	Cal State Fullerton	L	50-81
12/10	Brigham Young	L	42-60
12/16	Idaho State	W	71-59
12/19	Portland	W	72-67
12/22	at Weber State	L	51-80
12/31	at Colorado*	L	33-73
1/5	Washington State*	W/OT	62-60
1/7	Washington*	L	53-57
1/12	at Stanford*	L	65-68
1/14	at California*	L	45-81
1/19	Arizona*	L	51-77
1/21	Arizona State*	W	62-43
1/26	at UCLA*	L	49-76
1/28	at USC*	L	45-62
2/2	Oregon*	L	68-79
2/4	Oregon State*	L	58-76
2/9	at Arizona State*	L	52-57
2/11	at Arizona*	L	61-70
2/18	Colorado*	L	48-55
2/23	California*	L	46-60
2/25	Stanford*	W	58-57
3/1	at Oregon State*	L	67-77
3/3	at Oregon*	L	48-94
3/7	vs. Colorado (2)	L	41-53

(1) Battle 4 Atlantis, Bahamas
(2) Pacific Life Pac-12 Tournament - Los Angeles, Calif.

RECENT FINISHES

Year	CONF.		ALL		Post.
	W-L	Fin.	W-L		
78-79	9-3	2	20-1		NCAA
79-80	10-4	2t	18-10		
80-81	13-3	1t	25-5		NCAA
81-82	6-10	7	11-17		
82-83	11-5	1t	18-14		NCAA
83-84	4-12	8	11-19		
84-85	8-8	6	15-16		
85-86	12-4	1t	20-10		NCAA
86-87	9-7	5	17-13		NIT
87-88	11-5	2t	19-11		NIT
88-89	6-10	6t	16-17		
89-90	7-9	6t	16-14		
90-91	15-1	1	30-4		NCAA
91-92	9-7	4	24-11		NIT%
92-93	15-3	1t	24-7		NCAA
93-94	8-10	5t	14-14		
94-95	15-3	1	28-6		NCAA
95-96	15-3	1	27-7		NCAA
96-97	15-1	1	29-4		NCAA
97-98	12-2	1	30-4		NCAA&
98-99	14-0	1	28-5		NCAA
99-00	10-4	1t	23-9		NCAA
00-01	10-4	1t	19-12		NIT
01-02	10-4	2	21-9		NCAA
02-03	11-3	1t	25-8		NCAA
03-04	9-5	3	24-9		NCAA
04-05	13-1	1	29-6		NCAA
05-06	6-10	6	14-15		
06-07	6-10	6t	11-19		
07-08	7-9	6	18-15		CBI
08-09	12-4	1t	24-10		NCAA
09-10	7-9	5t	14-17		
10-11	6-10	6t	13-18		
11-12	3-15	11	6-25		

1979-99 - member of WAC
2000-09 - member of MWC

%- NIT Final Four
& - NCAA national runner-up

2011-12 UTAH STATISTICS (Overall: 6-25, Pac-12: 3-15/11th)

Player	GP-GS	Min/Avg	TOTAL		3-PTS		REBOUNDS		PF-FO	A	TO	Blk	Stl	Pts	Avg			
			FG-A	Pct	3FG-A	Pct	FT-A	Pct								Off/Def	Tot	Avg
Watkins, Josh	16-15	498/31.1	86-220	.391	12-56	.214	66-97	.680	12/40	52	3.3	41-1	77	66	3	17	250	15.6
Washburn, Jason	31-30	892/28.8	144-261	.552	1-5	.200	65-84	.774	54/137	191	6.2	64-2	17	46	43	11	354	11.4
Hines, Chris	29-26	883/30.4	95-288	.330	66-196	.337	22-30	.733	8/58	66	2.3	45-0	19	42	1	17	278	9.6
Martin, Cedric	31-30	963/31.1	69-194	.356	49-132	.371	42-64	.656	17/83	100	3.2	60-2	60	44	6	22	229	7.4
Farr, Dijon	31-24	803/25.9	84-179	.469	18-48	.375	23-41	.561	31/117	148	4.8	67-1	15	43	16	27	209	6.7
Storey, Kareem	31-15	742/23.9	39-112	.348	10-47	.213	51-75	.680	6/53	59	1.9	77-3	97	81	0	24	139	4.5
Dawson, Javon	31-1	457/14.7	34-71	.479	0-0	.000	28-47	.596	27/43	70	2.3	53-1	10	31	1	11	96	3.1
Odunsi, Anthony	29-3	437/15.1	25-69	.362	4-20	.200	32-48	.667	3/36	39	1.3	42-2	16	34	1	11	86	3.0
Wilkinson, Blake	25-6	259/10.4	17-47	.362	0-0	.000	10-18	.556	19/25	44	1.8	39-0	4	11	3	10	44	1.8
Matthews, George	35-0	209/6.0	11-42	.262	3-26	.115	2-5	.400	7/18	25	0.7	10-0	4	11	4	6	27	0.8
Mortensen, Alex	17-0	80/4.7	2-13	.154	0-2	.000	4-9	.444	0/5	5	0.3	15-0	1	13	0	3	8	0.5
Green, Corbin	1-0	2/2.0	0-0	.000	0-0	.000	0-0	.000	0/0	0	0.0	0-0	0	0	0	0	0	0.0
TEAM									42/55	97	3.1	1		13				
UTAH	31		606-1496	.405	163-532	.306	345-518	.666	226/670	896	28.9	514-12	320	435	78	159	1720	55.5
Opponents	31		780-1661	.470	222-569	.390	379-554	.684	312/751	1063	34.3	508--	460	336	100	217	2161	69.7

HUSKY FACTS

Location: Seattle, WA 98195
Founded/Enrollment: 1861/43,307
Colors: Purple & Gold
 (Pantone® 5265/7502)
Joined Pac-12: 1915-16
All-Time Record: 1,665-1,079 (109 years)

President: Michael Young
Faculty Rep: Roland Dukes
Athletic Director: Scott Woodward
Sr. Assoc. AD: Stephanie Rempe

Head Coach: Lorenzo Romar
 (Cincinnati '92)
Career Record: 312-201 (16 years)
UW Record: 219-113 (10 years)
Pac-12 Record: 109-71 (10 years)
Office: (206) 543-5260
Fax: (206) 616-8906

Assistant Coaches: Brad Jackson, Jim Shaw, Lamont Smith

Basketball SID: Brian Tom
E-mail: briantom@uw.edu
Cell: (206) 455-5361

Local Radio: KJR (950 AM)

Home Court: Alaska Airlines Arena
 (10,000/1927)

Record in Alaska Airlines Arena:
 887-304 (84 years)

Press Row Phone: 206/543-2230

Press Will-Call: Southeast

Press Row Location: South side, concourse level

RECORD HOLDERS

POINTS

Career: 2073 – Chris Welp, 1984-87
Season: 846 – Bob Houbregs, 1953
Game: 49 – Bob Houbregs vs. Idaho, 1/10/53

THREE-POINT FIELD GOALS

Career: 231 – Ryan Appleby, 2005-2008
Season: 84 – Ryan Appleby, 2007
Game: 9 – Ryan Appleby at Oregon State, 2/16/08

REBOUNDS

Career: 1283 – Jon Brockman, 2006-09
Season: 391 – Jon Brockman, 2009
Game: 30 – Ed Corell vs. Oregon, 2/24/62

ASSISTS

Career: 515 – Will Conroy, 2002-05
Season: 219 – Will Conroy, 2005
Game: 16 – Rafael Stone vs. Cal, 2/20/70

STEALS

Career: 195 – Jamie Booker, 1994-97
Season: 67 – Bryant Boston, 1995
Game: 9 – Jason Hamilton vs. Eastern Washington, 11/28/95

BLOCKED SHOTS

Career: 186 – Chris Welp, 1984-87
Season: 67 – Twice. Last, David Dixon, 2002
Game: 7 – Three times. Last, Matthew Bryan-Amaning at Arizona, 2/19/11

WASHINGTON NUMERICAL ROSTER

No.	Name	Pos.	Ht.	Wt.	Yr.	Exp.	Hometown (Last School)
0	Abdul Gaddy	G	6-3	195	Sr.	3L	Tacoma, Wash. (Bellarmine Prep)
2	Perris Blackwell	F	6-9	280	Sr.	TR	Etiwanda, Calif. (San Francisco)
4	Hikeem Stewart	G	6-2	185	So.	1L	Seattle, Wash. (Rainier Beach HS)
5	Aziz N'Diaye	C	7-0	260	Sr.*	2L	Dakar, Senegal (College of Southern Idaho)
10	Martin Breunig	F	6-8	210	So.	1L	Leverkusen, Germany (St. John's NW Military Academy)
12	Andrew Andrews	G	6-2	195	Fr.*	RS	Portland, Ore. (Benson Tech)
14	Dion Overstreet	G	5-9	175	Jr.	TR	Venice, Calif. (Edmonds CC)
15	Scott Suggs	G	6-6	195	Sr.*	3L	Washington, Mo. (Washington HS)
22	Quinn Sterling	G	6-4	185	So.	HS	Mercer Island, Wash. (Mercer Island HS)
23	C.J. Wilcox	G	6-5	195	Jr.*	2L	Pleasant Grove, Utah (Pleasant Grove HS)
30	Desmond Simmons	F	6-7	220	So.*	1L	Vallejo, Calif. (Salesian HS)
33	Jernard Jarreau	F	6-10	220	Fr.*	RS	New Orleans, La. (McDonogh 35 Senior)
34	Gilles Dierickx	C	6-11	220	So.*	TR	Ghent, Belgium (Florida International)
35	Austin Seferian-Jenkins	F	6-6	258	So.	1L	Fox Island, Wash. (Gig Harbor HS)
40	Shawn Kemp, Jr.	F	6-9	255	So.*	1L	Canton, Ga. (Hargraves Military Academy (Va.))

* - Has used redshirt year. Returning starter in **bold**.



HEAD COACH - LORENZO ROMAR

- Romar, who lettered at Washington in 1979 and 1980, became UW's 18th head coach on April 3, 2002.
- Guided the Huskies to the 2012 Pac-12 regular season title and the 2011 Pac-12 Tournament title.
- In 2008-09, led Washington to its first Pac-10 crown since sharing the title in 1985, and first outright Conference title since 1953.
- Has posted six 20-win seasons over the last eight seasons, with three NCAA Tournament Sweet Sixteen appearances (2005, 2006 and 2010).
- Three-time Pac-12 Coach of the Year (2012, 2009 and 2005)
- In 2000, became first coach in Saint Louis history to win a conference title and earn a trip to the NCAA Tournament in debut season.
- UCLA assistant from 1992-1996, helping UCLA win the 1995 NCAA title.

ROMAR YEAR-BY-YEAR

Year	School	ALL			CONFERENCE			POSTSEASON		
		W-L	W-L	Fin.	Conf.	NCAA	Other			
1996-97	Pepperdine	6-21	4-10	T6th	WCC					
1997-98	Pepperdine	17-10	9-5	2nd	WCC					
1998-99	Pepperdine	19-13	9-5	T2nd	WCC		0-1 (NIT)	0-1 (.000)		
<i>Pepperdine totals (3 years)</i>		<i>42-44 (.448)</i>	<i>22-20 (.524)</i>							
1999-00	Saint Louis	19-14	7-9	T7th	C-USA*	0-1				
2000-01	Saint Louis	17-14	8-8	8th	C-USA					
2001-02	Saint Louis	15-16	9-7	5th	C-USA		0-1 (.000)	0-0		
<i>Saint Louis totals (3 years)</i>		<i>51-44 (.537)</i>	<i>24-24 (.500)</i>							
2002-03	Washington	10-17	5-13	9th	Pac-10					
2003-04	Washington	19-12	12-6	2nd	Pac-10	0-1				
2004-05	Washington	29-6	14-4	2nd	Pac-10#	2-1				
2005-06	Washington	26-7	13-5	2nd	Pac-10	2-1				
2006-07	Washington	19-13	8-10	7th	Pac-10					
2007-08	Washington	16-17	7-11	8th	Pac-10		0-1 (CBI)			
2008-09	Washington	26-9	14-4	1st	Pac-10	1-1				
2009-10	Washington	26-10	11-7	3rd	Pac-10#	2-1				
2010-11	Washington	24-11	11-7	3rd	Pac-10#	1-1				
2011-12	Washington	24-11	14-4	1st	Pac-12			3-1 (NIT)		
<i>Washington totals (10 years)</i>		<i>219-113 (.660)</i>	<i>109-71 (.606)</i>			<i>7-6 (.538)</i>	<i>3-2 (.600)</i>			
Career totals (16 years)		312-201 (.608)	155-115 (.574)			8-7 (.538)	3-3 (.500)			

* - Conference USA Tournament Champion

- Pac-10 Tournament Champion

2012-13 SCHEDULE

November

Sun., 11..... Loyola-Maryland (1).....	5 p.m.....	P12N
Tues, 13 ... Albany (1)	6:30 p.m.....	P12N
Sat., 17..... vs. Seton Hall (2)	7:30 p.m.....	ESPN3
Sun., 18..... Ohio State/Rhode Island (2) 4:30/7:30 p.m.....		ESPN2/3
Sat., 24..... Colorado State	4:30 p.m.....	P12N
Wed., 28..... Saint Louis	9 p.m.....	P12N

December

Sun., 2..... Cal State Fullerton	4 p.m.....	P12N
Sat., 8..... Nevada	5 p.m.....	P12N
Wed., 13.... at Seattle University (3).....	7 p.m.....	ROOT
Sat., 15..... Jackson State	4 p.m.....	P12N
Wed., 20.... Cal Poly	6 p.m.....	P12N
Sat., 22..... Northern Illinois.....	2 p.m.....	P12N
Sat., 29..... at Connecticut	7:30 p.m.....	ESPN2

January

Sat., 5..... at Washington State*	6:30 p.m.....	ESPNU
Wed., 9..... at California*	8 p.m.....	ESPN2
Sat., 12..... at Stanford*	8 p.m.....	FSN
Wed., 16.... Colorado*	8:30 p.m.....	P12N
Sat., 19..... Utah*	6/8 p.m.....	ESPNU
Wed., 23.... at Oregon State*	8:30 p.m.....	P12N
Sat., 26..... at Oregon*	4 p.m.....	P12N
Thurs., 31. Arizona*	6 p.m.....	ESPN2

February

Sat., 2..... Arizona State*	6 p.m.....	ESPNU
Thurs., 7.... at UCLA*	6 p.m.....	ESPN2
Sun., 10.... at USC*	7 p.m.....	FSN
Wed., 13.... Oregon*	8 p.m.....	ESPN2
Sat., 16..... Oregon State*	8 p.m.....	FSN
Wed., 20.... at Arizona*	9 p.m.....	ESPN2
Sat., 23..... at Arizona State*	9 p.m.....	ESPNU

March

Sun., 3..... Washington State*	12:30 p.m.....	FSN
Wed., 6..... USC*	8:30 p.m.....	P12N
Sat., 9..... UCLA*	11 a.m.....	CBS
13-16	at Pac-12 Tournament (4).....	TBA..... TBA

- (1) Hall of Fame Classic home games
- (2) Hall of Fame Classic, Uncasville, Conn. (Mohegan Sun Arena)
- (3) Seattle, Wash. (KeyArena)
- (4) Las Vegas, Nev. (MGM Grand Garden Arena)

* Pac-12 Game
Game times local to site.

**2011-12 RESULTS
(24-11, 14-4)**

11/12	Georgia State (1)	W	91-74
11/13	Florida Atlantic (1)	W	77-71
11/14	Portland (1)	W	93-63
11/20	at St. Louis	L	64-77
11/25	Houston Baptist	W	88-65
12/2	at Nevada	L/OT	73-76
12/6	vs. #11 Marquette (2)	L	77-79
12/10	vs. #7 Duke (2)	L	80-86
12/16	UC Santa Barbara	W	87-80
12/18	South Dakota State	L	73-92
12/22	Cal State Northridge	W	74-50
12/29	Oregon State*	W	95-80
12/31	Oregon*	W	76-60
1/5	at Colorado*	L	69-87
1/7	at Utah*	W	57-53
1/10	Seattle	W	91-83
1/15	Washington State*	W	75-65
1/19	California*	L	66-69
1/21	Stanford*	W	76-63
1/26	at Arizona State*	W	60-54
1/28	at Arizona*	W	69-67
2/2	UCLA*	W	71-69
2/4	USC*	W	69-41
2/9	at Oregon*	L	57-82
2/12	at Oregon State*	W	75-72
2/16	Arizona State*	W	77-69
2/18	Arizona*	W	79-70
2/25	at Washington State*	W	59-55
3/1	at USC*	W	80-58
3/3	at UCLA*	L	69-75
3/8	vs. Oregon State (3)	L	84-86
3/13	UT Arlington (4)	W	82-72
3/16	Northwestern (4)	W	76-55
3/20	vs. Oregon (5)	W	90-86
3/27	vs. Minnesota (6)	L/OT	67-68

- (1) Basketball Travelers Tournament, Seattle, Wash.
- (2) Jimmy V Classic, N.Y., N.Y. (MSG)
- (3) Pacific Life Pac-12 Tournament - Los Angeles, Calif.
- (4) NIT First Round/Second Round - Seattle, Wash.
- (5) NIT Quarterfinals - Seattle, Wash.
- (6) NIT Semifinals - N.Y., N.Y. (Madison Square Garden)

RECENT FINISHES

Year	CONF.		ALL		Post.
	W-L	Fin.	W-L		
78-79	6-12	8t	11-16		
79-80	9-9	5	18-10		NIT
80-81	8-10	5t	14-13		
81-82	11-7	4	19-10		NIT
82-83	7-11	6t	16-15		
83-84	15-3	1t	24-7		NCAA*
84-85	13-5	1t	22-10		NCAA
85-86	13-5	2	19-12		NCAA
86-87	10-8	3t	20-15		NIT
87-88	5-13	8t	10-19		
88-89	8-10	6	12-16		
89-90	5-13	9	11-17		
90-91	5-13	10	14-14		
91-92	5-13	8	12-17		
92-93	7-11	8	13-14		
93-94	3-15	9	5-22		
94-95	5-13	7t	9-18		
95-96	9-9	5t	16-12		NIT
96-97	10-8	6	17-11		NIT
97-98	11-7	4	20-10		NCAA*
98-99	10-8	4	17-12		NCAA
99-00	5-13	8t	10-20		
00-01	4-14	9t	10-20		
01-02	5-13	8	11-18		
02-03	5-13	9	10-17		
03-04	12-6	2	19-12		NCAA
04-05	14-4	2^	29-6		NCAA*
05-06	13-5	2	26-7		NCAA*
06-07	8-10	7	19-13		
07-08	7-11	8	16-17		CBI
08-09	14-4	1	26-9		NCAA
09-10	11-7	3^	26-10		NCAA*
10-11	11-7	3^	24-11		NCAA
11-12	14-4	1	24-11		NIT

^ - Pac-10 Tournament Champion
* - NCAA Sweet 16

2011-12 WASHINGTON STATISTICS (Overall: 24-11, Pac-12: 14-4/1st)

Player	GP-GS	Min/Avg	TOTAL		3-PTS		REBOUNDS		PF-FO	A	TO	Blk	Stl	Pts	Avg			
			FG-A	Pct	3FG-A	Pct	FT-A	Pct								Off/Def	Tot	Avg
Ross, Terrence	35-35	1088/31.1	215-470	.457	72-194	.371	72-94	.766	48/177	225	6.4	99-2	49	70	33	44	574	16.4
Wroten, Tony	35-27	1062/30.3	198-447	.443	9-56	.161	154-264	.583	80/96	176	5.0	93-3	130	132	13	66	559	16.0
Wilcox, C.J.	32-12	912/28.5	152-348	.437	73-181	.403	78-93	.839	26/82	108	3.4	63-1	39	40	20	29	455	14.2
Gaddy, Abdul	35-35	1185/33.9	100-250	.400	29-88	.330	56-81	.691	17/74	91	2.6	83-2	182	75	5	23	285	8.1
N'Diaye, Aziz	33-31	770/23.3	105-201	.522	0-0	.000	46-116	.397	89/151	240	7.3	98-3	10	50	33	18	256	7.8
Gant, Darnell	35-23	856/24.5	96-206	.466	24-72	.333	35-57	.614	80/110	190	5.4	94-3	29	26	9	15	251	7.2
Simmons, Desmond	35-11	622/17.8	54-128	.422	6-27	.222	33-53	.623	74/95	169	4.8	63-0	25	27	4	29	147	4.2
Breunig, Martin	21-0	125/6.0	15-28	.536	1-4	.250	5-7	.714	10/14	24	1.1	24-0	3	13	4	2	36	1.7
Kemp, Jr., Shawn	28-0	183/6.5	16-29	.552	0-0	.000	12-21	.571	8/14	22	0.8	26-0	0	11	16	1	44	1.6
Seferian-Jenkins, A.	17-0	122/7.2	8-21	.381	0-0	.000	3-8	.375	13/23	36	2.1	38-2	1	1	2	3	19	1.1
Wegner, Alex	6-0	17/2.8	2-8	.250	2-4	.500	0-0	.000	1/1	2	0.3	1-0	0	2	0	0	6	1.0
Stewart, Hikeem	17-0	86/5.1	5-17	.294	1-6	.167	0-0	.000	0/5	5	0.3	6-0	6	4	0	3	11	0.6
Sherrer, Brendan	8-1	22/2.8	0-4	.000	0-1	.000	3-4	.750	2/4	6	0.8	3-0	1	2	0	0	3	0.4
TEAM									62/48	110	3.1			7				
WASHINGTON	35		966-2157	.448	217-633	.343	497-798	.623	510/894	1404	40.1	693-16	475	460	139	233	2646	75.6
Opponents	35		866-2053	.422	203-620	.327	518-789	.657	412/811	1223	34.9	631--	440	482	128	196	2453	70.1

COUGAR FACTS

Location: Pullman, WA 99164
Founded/Enrollment: 1890/19,225
Colors: Crimson & Gray (Pantone® 201c/CG11)
Joined Pac-12: 1916-17
All-Time Record: 1,514-1,387 (111 years)

President: Dr. Elson S. Floyd
Faculty Rep: Ken Casavant
Director of Athletics: Bill Moos
SWA: Anne McCoy

Head Coach: Ken Bone
 (Seattle Pacific '83)
Career Record: 392-213 (20 years)
WSU Record: 57-46 (3 years)
Pac-12 Record: 22-32 (3 years)
Office: (509) 335-0240
Fax: (509) 335-0267

Assistant Coaches: Curtis Allen, Ben Johnson, Ray Lopes

Basketball SID: Jessica Schmick
E-mail: jessica_schmick@wsu.edu
Cell: (509) 781-0550

Local Radio: KXLY (920 AM)

Home Court: Friel Court (11,671/1973)
Record in Friel: 315-181 (39 years)
Press Row Phone: (509) 335-2684
Press Will-Call: Tunnel entrance, east side
Press Row Location: Upper level, opposite benches

RECORD HOLDERS

POINTS

Career: 2003 – Isaac Fontaine, 1994-97
Season: 733 – Klay Thompson, 2010-11
Game: 45 – Brian Quinnett vs. Loyola Marymount, 12/5/86

THREE-POINT FIELD GOALS

Career: 242 – Klay Thompson, 2009-11
Season: 98 – Klay Thompson, 2010-11
Game: 9 – Four times. Last, Derrick Low vs. Oregon, 1/27/07

REBOUNDS

Career: 992 – Steve Puidokas, 1974-77
Season: 323 – Ted Werner, 1964
Game: 27 – Jim McKean vs. West Virginia, 12/28/66

ASSISTS

Career: 473 – Bennie Seltzer, 1990-93
Season: 193 – Reggie Moore, 2012
Game: 15 – Donminic Ellison vs. Cal State Northridge, 1/25/95

STEALS

Career: 204 – Don Collins, 1977-80
Season: 76 – Don Collins, 1980
Game: 8 – Twice. Last, Mike Bush vs. Portland State, 12/20/99

BLOCKED SHOTS

Career: 176 – James Donaldson, 1976-79
Season: 82 – James Donaldson, 1978
Game: 10 – James Donaldson vs. Seattle Univ., 12/6/77

WASHINGTON STATE NUMERICAL ROSTER

No.	Name	Pos.	Ht.	Wt.	Yr.	Exp.	Hometown (Last School)
2	Mike Ladd	G	6-5	195	Sr.*	1L	Seattle, Wash. (Fresno State)
3	DaVonté Lacy	G	6-3	206	So.	1L	Tacoma, Wash. (Curtis HS)
4	Bryce Leavitt	G	6-4	184	Fr.	HS	Kennewick, Wash. (Kennewick HS)
5	Will Dilorio	G	6-5	190	Jr.	2L	Bainbridge Island, Wash. (Bainbridge HS)
10	Brett Kingma	G	6-1	175	So.	TR	Mill Creek, Wash. (Oregon)
12	Brock Motum	F	6-10	245	Sr.	3L	Brisbane, Australia (Australia Institute of Sport)
13	James Hunter	F	6-9	250	So.	TR	Sydney, Australia (Gillette College-Wyo.)
15	Richard Longrus, Jr.	F	6-7	232	Fr.	HS	Oakland, Calif. (Bishop O'Dowd HS)
20	Jordan Railey	C	6-10	264	Jr.^	TR	Beaverton, Ore. (Iowa State)
21	Dominic Ballard	G	6-4	199	Fr.*	SQ	Seattle, Wash. (Bothell HS)
22	Royce Woolridge	G	6-3	175	So.*	SQ	Phoenix, Ariz. (Kansas)
23	D.J. Shelton	F	6-10	240	Jr.*	1L	Rialto, Calif. (Citrus College)
24	Keaton Hayenga	F	6-5	209	Jr.	TR	Sammamish, Wash. (Bellevue CC)
32	Que Johnson	G	6-5	205	Fr.	HS	Pontiac, Mich. (Westwind Prep-Ariz.)
33	Brett Boese	F	6-7	214	Fr.	HS	Spokane, Wash. (Shadle Park HS)
34	Dexter Kernich-Drew	G	6-6	182	So.*	1L	Melbourne, Australia (Caulfield Grammar)

* - Has used redshirt year. ^ - Will redshirt the 2012-13 season. Returning starter in **bold**.



HEAD COACH - KEN BONE

- Named the 17th coach in Cougar history on April 7, 2009.
- Guided the Cougars to the NIT Semifinals in 2011, where they fell to eventual champion Wichita State.
- Led Portland State to back-to-back NCAA Tournament appearances in 2007-08 and 2008-09. The Vikings posted a 46-20 record over those two years, the best consecutive seasons in the team's 48-year history.
- During last two years at PSU, he coached a Big Sky Conference Player and New-comer of the Year, the Big Sky Defensive Player of the Year and six All-Big Sky selections.
- In 2000, named both NABC District 8 Coach of the Year and PacWest Conference Co-Coach of the Year.

BONE YEAR-BY-YEAR

Year	School	ALL W-L	CONFERENCE W-L	Fin.	Conf.	POSTSEASON NCAA	Other
1984-85	&Cal State Stanislaus	5-21	N/A	N/A	N/A		
<i>Cal State Stanislaus totals</i>		<i>5-21 (.192)</i>	<i>N/A</i>				
1990-91	^Seattle Pacific	17-10	5-3	T1st	PacWest		
1991-92	^Seattle Pacific	23-8	7-3	T1st	PacWest		
1992-93	^Seattle Pacific	21-9	7-3	T3rd	PacWest		
1993-94	^Seattle Pacific	18-10	6-6	T3rd	PacWest	0-1	
1994-95	^Seattle Pacific	20-9	9-3	1st	PacWest	2-1	
1995-96	^Seattle Pacific	23-6	9-3	T1st	PacWest	2-1	
1996-97	^Seattle Pacific	18-9	6-6	T3rd	PacWest		
1997-98	^Seattle Pacific	18-12	7-5	T2nd	PacWest	2-1	
1998-99	^Seattle Pacific	23-8	12-6	T3rd	PacWest	2-1	
1999-00	^Seattle Pacific	27-5	12-2	1st	PacWest	3-1	
2000-01	^Seattle Pacific	21-6	14-4	2nd	PacWest	0-1	
2001-02	^Seattle Pacific	24-5	15-3	T1st	PacWest	1-1	
<i>Seattle Pacific totals (12 years)</i>		<i>253-97 (.723)</i>	<i>109-47 (.699)</i>			<i>12-8 (.600)</i>	<i>0-0</i>
2005-06	Portland State	12-16	5-9	T5th	Big Sky		
2006-07	Portland State	19-13	9-7	4th	Big Sky		
2007-08	Portland State	23-10	14-2	1st	Big Sky	0-1	
2008-09	Portland State	23-10	11-5	T2nd	Big Sky	0-1	
<i>Portland State totals (4 years)</i>		<i>77-49 (.611)</i>	<i>39-23 (.629)</i>			<i>0-2 (.000)</i>	<i>0-0</i>
2009-10	Washington State	16-15	6-12	10th	Pac-10		
2010-11	Washington State	22-12	9-9	6th	Pac-10	3-1&	
2011-12	Washington State	19-18	7-11	T8th	Pac-12		4-2 (CBI)
<i>Washington State totals (3 years)</i>		<i>57-45 (.559)</i>	<i>22-32 (.407)</i>			<i>3-1 (.350)</i>	<i>4-2 (.667)</i>
Career totals (20 years)		392-211 (.650)	172-112 (.606)			15-11 (.578)	4-2 (.667)

& Record at Division III, ^Record at Division II

2012-13 SCHEDULE

November

Tues., 6 Saint Martin's (Exhib.).....	7 p.m.	
Sat., 10 Eastern Washington (1)	4:30 p.m.	P12N
Wed., 14 Utah Valley (1)	7 p.m.	P12N
Fri., 16 at Pepperdine.....	7 p.m.	
Mon., 19 vs. Kansas (2)	9 p.m.	ESPN2
Tues., 20 Saint Louis/Texas A&M (2)	6/8:30 p.m.	ESPNU/3
Sat., 24 Arkansas Pine-Bluff.....	12:30/6:30 p.m.	P12N
Wed., 28 Idaho	7 p.m.	P12N

December

Sat., 1 Portland	7:30 p.m.	P12N
Wed., 5 Gonzaga.....	8 p.m.	ESPNU
Sun., 9 Fresno State.....	4 p.m.	P12N
Thurs., 13 Jackson State.....	7 p.m.	P12N
Fri., 21 vs. Buffalo (3).....	7:30 p.m.	P12N
Sat., 29 vs. Idaho State (4)	3 p.m.	P12N

January

Sat., 5 Washington*	6:30 p.m.	ESPNU
Wed., 9 at Stanford*.....	7 p.m.	P12N
Sat., 12 at California*	1 p.m.	P12N
Wed., 16 Utah*	6:30 p.m.	P12N
Sat., 19 Colorado*	7 p.m.	P12N
Wed., 23 at Oregon*	6:30 p.m.	P12N
Sat., 26 at Oregon State*	2 p.m.	P12N
Thurs., 31 Arizona State*	8 p.m.	P12N

February

Sat., 2 Arizona*	7 p.m.	P12N
Thurs., 7 at USC*.....	8:30 p.m.	P12N
Sat., 9 at UCLA*	7 p.m.	P12N
Wed., 13 Oregon State*	7 p.m.	P12N
Sat., 16 Oregon*	4 p.m.	P12N
Wed., 20 at Arizona State*	8 p.m.	P12N
Sat., 23 at Arizona*	1 p.m.	FSN

March

Sun., 3 at Washington*	12:30 p.m.	FSN
Wed., 6 UCLA*	6:30 p.m.	P12N
Sat., 9 USC*	3:30 p.m.	P12N
13-16 at Pac-12 Tournament (5).....	TBA	TBA

- (1) CBE Hall of Fame Classic, Pullman, Wash.
- (2) CBE Hall of Fame Classic, Kansas City, Mo.
- (3) Cougar Hardwood Classic, Seattle, Wash. (KeyArena)
- (4) Kennewick, Wash. (Toyota Center)

* Pac-12 Game
Game times local to site.

**2011-12 RESULTS
(19-18, 7-11)**

11/14	at #22 Gonzaga	L	81-89
11/17	Sacramento State	W	79-68
11/20	at Portland	W	83-73
11/24	vs. Oklahoma (1)	L	59-74
11/25	vs. New Mexico (1)	L	62-72
11/27	vs. UC Riverside (1)	L	63-64
11/30	Grambling State	W	69-37
12/3	Eastern Washington	W	75-49
12/7	at Idaho	W	66-64
12/11	Santa Clara	W	93-55
12/18	Western Oregon	W	66-42
12/22	Pepperdine (2)	W	67-56
12/29	Oregon*	L	75-92
12/31	Oregon State*	W	81-76
1/5	at Utah*	L/OT	60-62
1/7	at Colorado*	L	60-71
1/15	at Washington*	L	65-75
1/19	Stanford*	W	81-69
1/21	California*	W	77-75
1/26	at Arizona*	L	61-85
1/28	at Arizona State*	L	67-71
2/2	USC*	W	60-53
2/4	UCLA*	L	60-63
2/9	at Oregon State*	W	83-73
2/11	at Oregon*	L	69-78
2/16	Arizona*	L	72-76
2/18	Arizona State*	W	72-50
2/25	Washington*	L	55-59
3/1	at UCLA*	L	46-78
3/3	at USC*	W	43-38
3/7	vs. Oregon State (3)	L	64-69
3/13	at San Francisco (4)	W	89-75
3/19	Wyoming (5)	W	61-41
3/21	at Oregon State (6)	W	72-55
3/26	Pittsburgh (7)	W	67-66
3/28	at Pittsburgh (7)	L	53-57
3/30	at Pittsburgh (7)	L	65-71

- (1) 76 Classic at Anaheim, Anaheim, Calif.
- (2) Seattle, Wash. (KeyArena)
- (3) Pacific Life Pac-12 Tournament - Los Angeles, Calif.
- (4) CBI First Round - San Francisco, Calif.
- (5) CBI Quarterfinals - Pullman, Wash.
- (6) CBI Semifinals - Corvallis, Ore.
- (7) CBI Championship Series - Pullman, Wash.

RECENT FINISHES

Year	CONF.		ALL		Post.
	W-L	Fin.	W-L		
78-79	10-8	4t	18-9		
79-80	14-4	3	22-6	NCAA	
80-81	3-15	10	10-17		
81-82	10-8	5	16-14		
82-83	14-4	2	23-7	NCAA	
83-84	4-14	10	10-18		
84-85	5-13	8t	13-15		
85-86	8-10	5t	15-16		
86-87	6-12	8t	10-18		
87-88	7-11	6	13-16		
88-89	4-14	8	10-19		
89-90	1-17	10	7-22		
90-91	8-10	5t	16-12		
91-92	9-9	5t	22-11	NIT	
92-93	9-9	5t	15-12		
93-94	10-8	4t	20-11	NCAA	
94-95	10-8	5t	18-12	NIT	
95-96	9-9	5t	18-11	NIT	
96-97	5-13	8	13-17		
97-98	3-15	9t	10-19		
98-99	4-14	10	10-19		
99-00	1-17	10	6-22		
00-01	5-13	6t	12-16		
01-02	1-17	10	6-21		
02-03	2-16	10	7-20		
03-04	7-11	7t	13-16		
04-05	7-11	6t	12-16		
05-06	4-14	10	11-17		
06-07	13-5	2	26-8	NCAA	
07-08	11-7	3t	26-9	NCAA*	
08-09	8-10	7	17-16	NIT	
09-10	6-12	10	16-15		
10-11	9-9	6	22-13	NIT%	
11-12	7-11	8t	19-18	CBI	

* - NCAA Sweet Sixteen
% - NIT Final Four

2011-12 WASHINGTON STATE STATISTICS (Overall: 19-18, Pac-12: 7-11/T8th)

Player	GP-GS	Min/Avg	TOTAL			3-PTS		REBOUNDS		PF-FO	A	TO	Blk	Stl	Pts	Avg		
			FG-A	Pct	3FG-A	Pct	FT-A	Pct	Off/Def								Tot	Avg
Motum, Brock	34-34	1072/31.5	220-397	.554	29-73	.397	144-195	.738	62/154	216	6.4	75-1	54	103	14	19	613	18.0
Aden, Faisal	17-6	409/24.1	93-198	.470	19-56	.339	42-47	.894	9/43	52	3.1	25-0	24	48	2	22	247	14.5
Moore, Reggie	37-35	1223/33.1	115-319	.361	29-87	.333	119-159	.748	9/91	100	2.7	67-2	193	98	7	33	378	10.2
Lacy, DaVonte	37-30	986/26.6	96-247	.389	59-170	.347	63-86	.733	16/70	86	2.3	66-1	69	55	6	30	314	8.5
Lodwick, Abe	27-18	621/23.0	65-142	.458	48-104	.462	14-18	.778	30/89	119	4.4	73-4	26	23	5	10	192	7.1
Capers, Marcus	37-37	1097/29.6	78-135	.578	1-5	.200	57-87	.655	61/122	183	4.9	94-3	81	56	30	25	214	5.8
Ladd, Mike	26-1	513/19.7	47-112	.420	14-39	.359	32-56	.571	13/65	78	3.0	67-1	21	24	1	10	140	5.4
Shelton, D.J.	35-0	514/14.7	56-91	.615	0-0	.000	51-85	.600	39/62	101	2.9	67-1	12	34	19	11	163	4.7
Enquist, Charlie	32-22	460/14.4	42-66	.636	0-0	.000	31-39	.795	32/69	101	3.2	55-1	9	16	16	8	115	3.6
Simon, Patrick	23-0	143/6.2	22-56	.393	15-45	.333	0-0	.000	5/20	25	1.1	19-0	4	4	1	3	59	2.6
Kernich-Drew, Dexter	30-1	253/8.4	20-57	.351	14-44	.318	14-23	.609	5/15	20	0.7	23-0	10	14	2	6	68	2.3
Dilorio, Will	20-1	128/6.4	6-15	.400	0-0	.000	5-11	.455	13/12	25	1.3	11-1	2	2	0	1	17	0.9
Wink, Dave	3-0	6/2.0	0-1	.000	0-0	.000	1-2	.500	0/1	1	0.3	0-0	0	0	0	0	1	0.3
TEAM									45/62	107	2.9	1		8				
WASHINGTON STATE	37		860-1836	.468	228-623	.366	573-808	.709	339/875	1214	32.8	643-15	505	485	103	178	2521	68.1
Opponents	37		839-1969	.426	257-735	.350	486-723	.672	385/757	1142	30.9	704--	502	435	105	226	2421	65.4

2013 NCAA® Division I MEN'S BASKETBALL CHAMPIONSHIP

Second Round MARCH 21-22 Third Round MARCH 23-24 Regional Semifinals MARCH 28-29 Regional Finals MARCH 30-31 National Semifinals APRIL 6 National Bracket Day MARCH 18 National Semifinals APRIL 6 Regional Finals MARCH 30-31 Regional Semifinals MARCH 28-29 Third Round MARCH 23-24 Second Round MARCH 21-22

First Four



Watch On **tru**

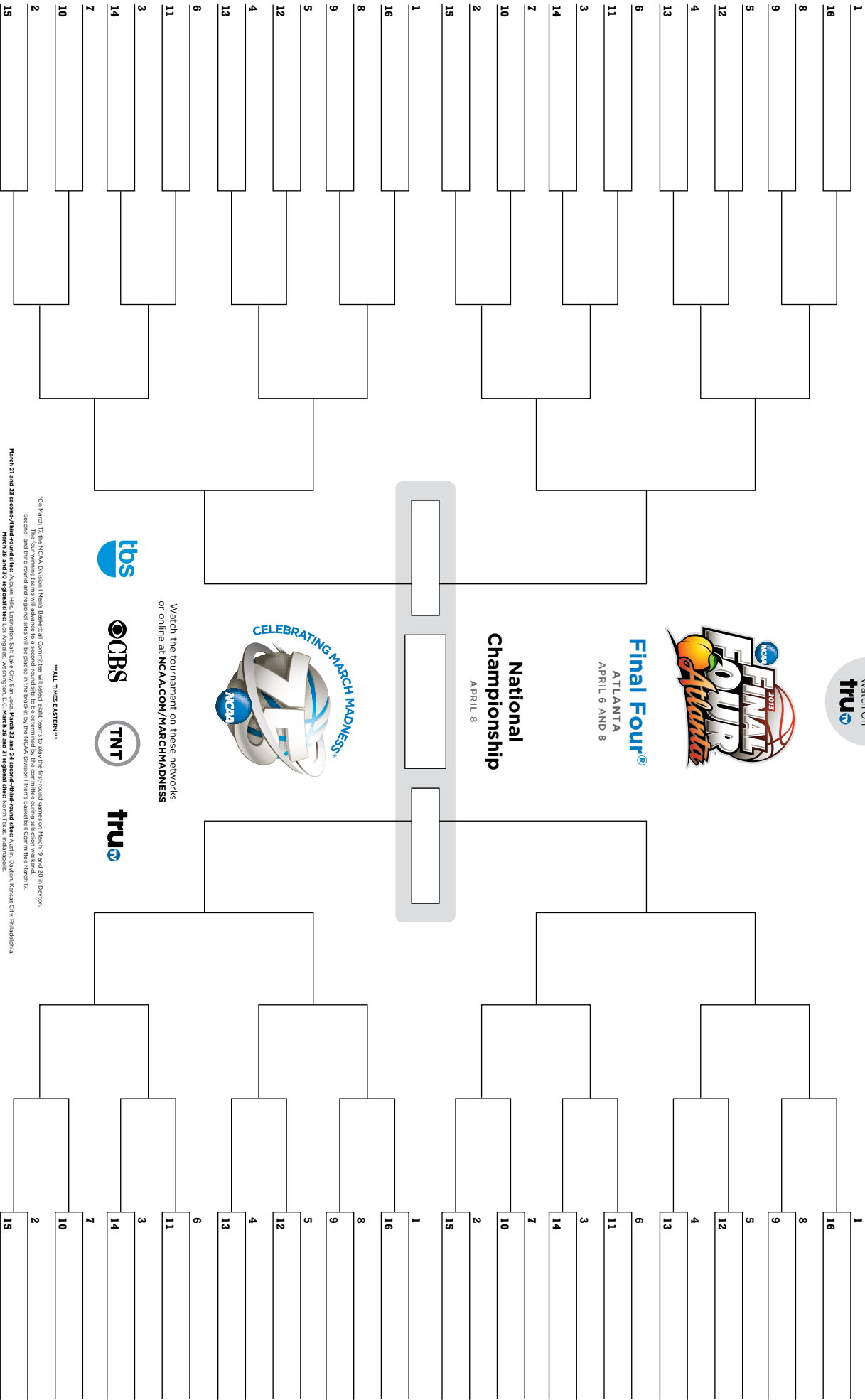


Final Four®
ATLANTA
APRIL 6 AND 8

National Championship
APRIL 8



Watch the tournament on these networks
or online at NCAA.COM/MARCHMADNESS



*On March 17 the NCAA Division I Men's Basketball Committee will select eight teams to play the first-round games on March 19 and 20 in Dayton. Second- and third-round and regional sites will be placed in the bracket by the NCAA Division I Men's Basketball Committee March 17. March 21 and 23 second-/third-round sites: Auburn Hills, Livingston, Salt Lake City, San Jose; March 22 and 24 second-/third-round sites: Austin, Dayton, Kansas City, Philadelphia. March 28 and 30 regional sites: Los Angeles, Washington, DC; March 29 and 31 regional sites: North Texas, Indianapolis.

****ALL TIMES EASTERN****



▶ WASHINGTON HUSKIES (24-11, 14-4)
2011-12 Pac-12 Champions

▶ COLORADO BUFFALOES (24-12, 11-7)
2012 Pac-12 Tournament Champions



PAC-12 CONFERENCE // 2011-12 SEASON IN REVIEW

PAC12
CONFERENCE

2011-12 PAC-12 CONFERENCE MEN'S BASKETBALL STANDINGS

	CONFERENCE					OVERALL					
	W	L	PCT	HOME	AWAY	W	L	PCT	HOME	AWAY	NEUT
Washington (NIT)	14	4	.778	8-1	6-3	24	11	.686	18-2	6-5	0-4
California (NCAA)	13	5	.722	8-1	5-4	24	10	.706	17-1	5-6	2-3
Oregon (NIT)	13	5	.722	7-2	6-3	24	10	.706	17-3	7-5	0-2
Arizona (NIT)	12	6	.667	7-2	5-4	23	12	.657	14-4	6-5	3-3
Colorado* (NCAA)	11	7	.611	8-1	3-6	24	12	.667	14-2	4-7	6-3
UCLA	11	7	.611	8-1	3-6	19	14	.576	14-4	3-7	2-3
Stanford (NIT#)	10	8	.556	7-2	3-6	26	11	.686	17-3	5-6	4-2
Oregon State (CBI)	7	11	.389	5-4	2-7	21	15	.583	14-6	4-7	3-2
Washington State (CBI&)	7	11	.389	5-4	2-7	19	18	.514	13-4	5-10	1-4
Arizona State	6	12	.333	5-4	1-8	10	21	.323	7-10	2-8	1-3
Utah	3	15	.167	3-6	0-9	6	25	.194	6-9	0-12	0-4
USC	1	17	.056	1-8	0-9	6	26	.188	4-12	1-12	1-2

* - Pac-12 Tournament Champions
- NIT Champions, & - CBI Runner-up



CALIFORNIA'S Jorge Gutierrez was named the Pac-12 Player of the Year after leading the Golden Bears to their third 20-win season in four years. He's averaged 12.9 points and 5.3 rebounds in 2011-12 and became the sixth Cal player to earn the honor.

STELLAR POSTSEASON, NIT TITLE HIGHLIGHT PAC-12 SEASON

PAC-12 ROLLS THROUGH THE POSTSEASON. . . The Pac-12 posted a 17-8 (.680) record in postseason play. That equals the most wins ever in postseason play for the Pac-12. The league also produced 17 wins (17-8, .680) during the 1996-97 season in which Arizona won the national title. No other conference won more games during the 2011-12 postseason.

STANFORD CAPTURES NIT CROWN. . . The STANFORD Cardinal put together an impressive postseason run that resulted in the Pac-12's sixth ever NIT title. Sophomore G **Aaron Bright**, the NIT's Most Outstanding Player, led the Cardinal to a dominating 75-51 victory over Minnesota in the NIT championship game at Madison Square Garden. In five NIT games, Bright shot 25-of-39 (.641) from the field, including 12-of-18 (.667) from three-point range, and 22-of-25 (.880) from the free throw line to average 16.8 points/4.2 assists. It was the second NIT title for the Cardinal, as they won the 1991 NIT crown as well. . . With WASHINGTON's run to the NIT semifinal, the Pac-12 tallied a 10-3 record in NIT play, the most wins ever by the Conference in the nation's oldest postseason tournament.

WASHINGTON STATE REACHES CBI CHAMPIONSHIP SERIES. . . WASHINGTON STATE narrowly missed out on becoming the third Pac-12 team in four years to capture a postseason title in the College Basketball Invitational (Oregon State in 2009; Oregon in 2011). Despite playing the three-game championship series without junior F **Brock Motum**, the Pac-12's Most Improved Player and the league's leading scorer (18.0 ppg), the Cougars fell just short to Pittsburgh, two games to one.

COLORADO WINS PAC-12 TOURNAMENT TITLE. . . In its debut season in the Pac-12, COLORADO became the first league team to win four tournament games to capture the Conference's postseason crown. Senior G **Carlton Brown**, the Pac-12 Tournament Most Outstanding Player, led the way by averaging 15.8 points and 4.8 rebounds. The Buffaloes earned the league's automatic NCAA Tournament bid and knocked off No. 23 UNLV in second round action. It was the first NCAA Tournament win for the Buffaloes since 1997

POSTSEASON HONORS

USBWA ALL-DISTRICT VIII

André Roberson, So., Colorado

USBWA ALL-DISTRICT IX

Jared Cunningham, Jr., Oregon State
 Kyle Fogg, Sr., Arizona
 Jorge Gutierrez, Sr., California
 Brock Motum, Jr., Washington State
 Terrence Ross, So., Washington
 Tony Wroten, Fr., Washington

NABC ALL-DISTRICT IX

First Team

Jorge Gutierrez, Sr., California
 Jared Cunningham, Jr., Oregon State
 Terrence Ross, So., Washington
 Solomon Hill, Jr., Arizona

Brock Motum, Jr., Washington State

Second Team

Tony Wroten, Fr., Washington
 André Robertson, So., Colorado
 Allen Crabbe, So., California
 Lazeric Jones, Sr., UCLA
 E.J. Singler, Jr., Oregon

PAC-12 PLAYERS OF THE WEEK

Nov. 14 - C.J. Wilcox, So., G, WASH
 Nov. 21 - J. Cunningham, Jr., G, OSU
 Nov. 28 - Maurice Jones, So., G, USC
 Dec. 5 - Solomon Hill, Jr., F, ARIZ
 Dec. 12 - Brock Motum, Jr., F, WSU
 Dec. 19 - Ahmad Starks, So., G, OSU
 Dec. 26 - Solomon Hill, Jr., F, ARIZ
 Jan. 2 - Tony Wroten, Fr., G, WASH
 Jan. 9 - Carlton Brown, Sr., G, COLO
 Jan. 16 - Terrence Ross, So., G, WASH
 Jan. 23 - Faisal Aden, Sr., G, WSU
 Jan. 30 - J. Cunningham, Jr., G, OSU
 Feb. 6 - Kyle Fogg, Sr., G, ARIZ
 Feb. 13 - E.J. Singler, Jr., F, ORE
 Feb. 20 - Justin Cobbs, So., G, CAL
 Feb. 27 - Kyle Fogg, Sr., G, ARIZ
 Mar. 5 - Lazeric Jones, Sr., G, UCLA

2012 NBA Draft

First Round

8. Terrence Ross, Washington
 Toronto Raptors
 24. Jared Cunningham, Oregon State
 Cleveland Cavaliers
 25. Tony Wroten Jr., Washington
 Memphis Grizzlies

ALL-PAC-12 TEAM

FIRST TEAM

Name, School	Pos	Yr	Ht	Wt	Hometown
Allen Crabbe, CAL	G	So.	6-6	205	Los Angeles, Calif. (Price HS)
Jared Cunningham, OSU	G	Jr.	6-4	182	Oakland, Calif. (San Leandro HS)
Kyle Fogg, ARIZ	G	Sr.	6-3	190	Brea, Calif. (Brea Olinda HS)
Jorge Gutierrez, CAL	G	Sr.	6-3	195	Chihuahua, Mexico (Findlay College Prep, Nev.)
Solomon Hill, ARIZ	F	Jr.	6-6	226	Los Angeles, Calif. (Fairfax HS)
Devoe Joseph, ORE	G	Sr.	6-4	180	Pickering, Ont., Canada (Minnesota)
Brock Motum, WSU	F	Jr.	6-10	230	Brisbane, Aus. (Australia Institute of Sport)
André Roberson, COLO	F	So.	6-7	210	San Antonio, Texas (Wagner HS)
Terrence Ross, WASH	G	So.	6-6	195	Portland, Ore. (Jefferson HS)
Tony Wroten, WASH	G	Fr.	6-4	205	Seattle, Wash. (Garfield HS)

SECOND TEAM

Name, School	Pos	Yr	Ht	Wt	Hometown
Carlton Brown, COLO	G	Sr.	6-5	215	Riverside, Calif. (Utah)
Lazeric Jones, UCLA	G	Sr.	6-0	187	Chicago, Ill. (John A. Logan College)
Harper Kamp, CAL	F	Sr.	6-8	245	Mesa, Ariz. (Mountain View HS)
Josh Owens, STAN	F	Sr.	6-8	230	Kennesaw, Ga. (Phillips Exeter Academy)
E.J. Singler, ORE	F	Jr.	6-6	210	Medford, Ore. (South Medford HS)

Honorable Mention (receiving at least three votes): Justin Cobbs (CAL, So., G), Reggie Moore (WSU, Jr., G), Jesse Perry (ARIZ, Sr., F), Garrett Sim (ORE, Sr., G), David Wear (UCLA, So., F), C.J. Wilcox (WASH, So., G).

PAC-12 ALL-FRESHMAN TEAM

Name, School	Pos	Ht	Wt	Hometown
Spencer Dinwiddie, COLO	G	6-5	190	Woodland Hills, Calif. (Taft HS)
Nick Johnson, ARIZ	G	6-2	195	Gilbert, Ariz. (Findlay Prep)
David Kravish, CAL	F	6-9	210	Lee's Summit, Mo. (Lee's Summit North HS)
Chasson Randle, STAN	G	6-1	170	Rock Island, Ill. (Rock Island HS)
Tony Wroten, WASH	G	6-4	205	Seattle, Wash. (Garfield HS)

Honorable Mention (receiving at least three votes): DaVonté Lacy (WSU, G), Josiah Turner (ARIZ, G).

PAC-12 ALL-DEFENSIVE TEAM

Name, School	Pos	Yr.	Ht	Wt	Hometown (Last School)
Jared Cunningham, OSU	G	Jr.	6-4	182	Oakland, Calif. (San Leandro HS)
Kyle Fogg, ARIZ	G	Sr.	6-3	190	Brea, Calif. (Brea Olinda HS)
Jorge Gutierrez, CAL	G	Sr.	6-3	195	Chihuahua, Mexico (Findlay College Prep, Nev.)
Aziz N'Diaye, WASH	C	Jr.	7-0	260	Senegal, Senegal (College of Southern Idaho)
André Roberson, COLO	F	So.	6-7	210	San Antonio, Texas (Wagner HS)

Honorable Mention (receiving at least three votes): Marcus Capers (WSU, Sr., G), Josh Huestis (STAN, So., F), Tony Woods (ORE, Jr., C)

PAC-12 ALL-ACADEMIC TEAM

FIRST TEAM

Name, School	Year	GPA	Major
Sabatino Chen, COLO	RS Jr.	3.56	Mathematics
John Gage, STAN	So.	3.66	Undeclared
Trent Lockett, ASU	Jr.	3.32	Business Communications
Rhys Murphy, OSU	Jr.	3.77	Psychology
Jack Trotter, STAN	Sr.	3.73	Economics

Second Team

Harper Kamp, CAL	Sr.	3.17	American Studies
Abe Lodwick, WSU	Sr.	3.22	Communication
Josh Owens, STAN	Sr.	3.10	Economics
Patrick Simon, WSU	So.	3.34	Undeclared
Andrew Zimmerman, STAN	Sr.	3.23	Psychology

Honorable Mention: Angus Brandt, Jr., OSU; Anthony Brown, So., STAN; Charlie Enquist, Sr., WSU; Jorge Gutierrez, Sr., CAL; Shane Harris-Tunks, RS So., COLO; Josh Huestis, So., STAN; Brendan Lane, Jr., UCLA; Stefan Nastic, So., STAN; Dwight Powell, So., STAN; Garrett Sim, Sr., ORE.

Pac-12 Player of the Year: Jorge Gutierrez, California
Pac-12 Freshman of the Year: Tony Wroten, Washington
Pac-12 Defensive Player of the Year: Jorge Gutierrez, California
Pac-12 Most Improved Player: Brock Motum, Washington State
Pac-12 Coach of the Year: Lorenzo Romar, Washington
Toyo Tires Pac-10 Scholar-Athlete: Andrew Triggs, USC

2012 PACIFIC LIFE PAC-12 TOURNAMENT Staples Center, Los Angeles, Calif.

Wed., Mar. 7

(Session 1 - 5,973)

#9 Oregon State 69, #8 Washington State 64

#5 UCLA 55, #12 USC 40

(Session 2 - 6,747)

#7 Stanford 85, #10 Arizona State 65

#6 Colorado 53, #11 Utah 41

Thur., Mar. 8

(Session 3 - 8,780)

#9 Oregon State 86, #1 Washington 84

#4 Arizona 66, #5 UCLA 58

(Session 4 - 9,317)

#2 California 77, #7 Stanford 71

#6 Colorado 63, #9 Oregon 62

Fri., Mar. 9

(Session 5 - 11,615)

#4 Arizona 72, #9 Oregon State 61

#6 Colorado 70, #2 California 59

Sat., Mar. 10

(Session 6 - 11,167)

#6 Colorado 53, #4 Arizona 51

2012 Pacific Life Pac-12 Tournament All-Tournament Team

Jared Cunningham, Oregon State

Kyle Fogg, Arizona

Solomon Hill, Arizona

Jesse Perry, Arizona

Andre Roberson, Colorado

Carlton Brown, Colorado - Most Outstanding Player

Game One

Oregon State 69, Washington State 64

OSU	FG-A	FT-A	Reb	PF	TP	A	TO	BLK	S
Brandt, Angus	f 2-7	0-1	1	1	5	1	1	0	1
Moreland, Eric	f 3-6	3-5	12	2	9	2	1	2	1
Collier, Devon	f 7-8	5-9	6	4	19	1	1	0	1
Cunningham, J.	g 1-8	2-4	3	2	4	4	2	1	2
Starks, Ahmad	g 4-11	1-2	1	3	13	2	0	0	1
McShane, Kevin	0-1	0-0	0	2	0	0	0	0	0
Barton, Challe	0-2	0-0	0	1	0	0	1	0	0
Burton, Joe	5-7	5-6	5	0	15	1	2	0	4
Murphy, Rhys	0-0	0-0	0	1	0	0	0	0	0
Nelson, Roberto	1-2	2-2	2	0	4	1	2	0	0
TEAM			4						1
Totals	23-52	18-29	34	16	69	12	11	3	10

WSU	FG-A	FT-A	Reb	PF	TP	A	TO	BLK	S
Motum, Brock	f 6-10	4-4	6	2	18	1	5	1	1
Lodwick, Abe	f 2-3	0-0	5	4	6	0	0	2	0
Capers, Marcus	g 6-7	2-5	8	5	14	2	3	1	0
Moore, Reggie	g 3-16	3-5	4	1	10	10	4	0	1
Lacy, DaVonte	g 2-7	0-0	0	2	5	0	1	0	2
Ladd, Mike	2-4	0-0	1	4	4	0	0	0	0
Shelton, D.J.	3-3	1-2	3	4	7	1	1	1	2
TEAM			3						1
Totals	24-50	10-16	30	22	64	14	15	5	6

Halftime: Oregon State 38, Washington State 39. 3-point goals: Oregon State 5-16 (Brandt 1-2, Cunningham 0-4, Starks 4-9, Nelson 0-1) Washington State 6-15 (Motum 2-2, Lodwick 2-3, Moore 1-4, Lacy 1-6) Officials: Verne Harris, Bruce Hicks, Michael Irving. Technical Fouls: Oregon State- None. Washington State- None.

Game Two

UCLA 55, USC 40

USC	FG-A	FT-A	Reb	PF	TP	A	TO	BLK	S
Jackson, Garrett	f 5-13	0-0	3	1	11	1	2	0	0
Blasczyk, James	c 0-2	0-0	2	4	0	0	1	1	0
Jones, Maurice	g 2-8	3-6	6	1	7	5	2	0	0
Strangis, Eric	g 1-4	2-2	2	2	5	0	0	0	0
Wesley, Byron	g 6-17	1-3	7	1	13	1	2	0	2
Allen, Greg	1-6	2-2	9	4	4	0	2	0	0
Moore, Alexis	0-2	0-0	0	0	0	0	2	0	1
TEAM							4		
Totals	15-52	8-13	33	13	40	7	11	1	3

UCLA	FG-A	FT-A	Reb	PF	TP	A	TO	BLK	S
Wear, David	f 2-12	4-4	10	2	8	1	1	0	1
Wear, Travis	f 5-9	2-2	8	1	12	0	1	1	0
Lamb, Tyler	g 3-8	0-0	2	4	8	2	5	2	0
Anderson, Jerime	g 2-6	3-4	8	0	7	2	1	1	2
Jones, Lazerick	g 5-12	3-4	3	3	1	2	1	0	1
Stover, Anthony	0-1	0-0	2	1	0	0	0	1	0
Jones, Kenny	0-0	0-0	0	0	0	0	0	0	0
Powell, Norman	0-5	0-0	5	2	0	3	0	1	2
Lane, Brendan	0-0	0-0	0	0	0	0	0	0	0
Smith, Joshua	2-3	1-1	0	3	5	0	2	0	1
Trapani, Tyler	0-0	0-0	0	0	0	0	0	0	0
TEAM			4						
Totals	19-56	13-15	42	16	55	10	11	6	7

Halftime: UCLA 22, USC 21. 3-point goals: UCLA 4-15 (Wear 0-3, Lamb 2-3, Anderson 0-1, Jones 2-5, Powell 0-3) USC 2-15 (Jackson 1-4, Jones 0-2, Strangis 1-3, Allen 0-5, Moore 0-1). Officials: Randy McCall, Dave Hall, Frank Harvey. Technical fouls: UCLA- None. USC- None.

Game Three

Stanford 85, Arizona State 65

Arizona State	FG-A	FT-A	Reb	PF	TP	A	TO	BLK	S
Felix, Carrick	f 2-6	5-8	0	5	9	1	1	0	3
Gilling, Jonathan	f 3-7	0-0	5	4	9	2	3	0	0
Bachynski, Jordanc	3-6	5-6	4	1	11	0	1	1	1
Colvin, Chris	g 2-11	4-6	4	3	9	5	2	0	2
Lockett, Trent	g 3-8	0-4	4	4	6	2	5	1	0
Cain, Kyle	2-4	2-2	5	2	6	0	0	0	0
Creekmur, Chansé	4-6	2-2	2	1	13	0	0	0	1
Pateev, Ruslan	1-2	0-1	3	1	2	0	1	2	0
TEAM			6						1
Totals	20-50	18-29	33	21	65	10	14	4	7

Stanford	FG-A	FT-A	Reb	PF	TP	A	TO	BLK	S
Owens, Josh	f 1-6	0-0	2	3	2	1	1	1	0
Zimmermann, A.	f 1-1	0-0	5	3	2	0	0	0	1
Brown, Anthony	g 3-5	1-2	4	3	8	3	2	0	0
Randle, Chasson	g 7-11	10-12	2	3	30	2	2	0	3
Mann, Jarrett	g 4-6	2-2	4	2	10	2	2	0	0
Bright, Aaron	3-11	2-2	1	3	11	5	0	0	1
Nastic, Stefan	0-1	0-0	2	0	0	1	0	0	0
Lemons, Robbie	0-0	0-0	0	0	0	0	0	0	0
Brown, Andy	0-0	0-1	0	0	0	0	0	0	1
Ryan, Jack	2-2	2-2	2	0	6	0	0	0	0
Morgan, Wade	0-1	0-0	0	1	0	0	1	0	0
Huestis, Josh	1-3	1-2	3	0	3	1	0	3	1
Powell, Dwight	2-4	5-6	4	0	9	3	2	0	0
Gage, John	1-2	0-0	0	0	2	0	0	0	0
Trotter, Jack	1-2	0-0	3	3	2	1	0	0	0
TEAM			4						
Totals	26-55	23-29	36	21	85	19	10	4	7

Halftime: Stanford 50, Arizona State 30. 3-point goals: Stanford 10-19 (Brown 1-3, Randle 6-8, Bright 3-6, Gage 0-1, Trotter 0-1) Arizona State 7-19 (Felix 0-3, Gilling 3-7, Colvin 1-3, Lockett 0-1, Creekmur 3-5) Officials: Kevin Brill, Mike Reed, Ruben Ramos. Technical Fouls: Stanford- None. Arizona State- None.

Game Four

Colorado 53, Utah 41

Utah	FG-A	FT-A	Reb	PF	TP	A	TO	BLK	S
Farr, Dijon	f 3-7	1-1	4	1	8	0	3	0	0
Washburn, Jason	c 4-13	3-4	6	1	11	2	3	5	1
Hines, Chris	g 3-10	0-0	6	4	8	2	4	0	2
Storey, Kareem	g 1-1	0-0	1	5	2	1	2	0	1
Martin, Cedric	g 1-5	0-4	4	4	3	0	2	0	1
Odunsi, Anthony	2-2	4-7	3	5	8	2	1	0	0
Mortensen, Alex	0-0	1-2	0	1	1	0	0	0	0
Matthews, George	0-0	0-0	1	1	0	0	2	0	0
Dawson, Javon	0-2	0-0	5	1	0	0	1	0	0
Wilkinson, Blake	0-0	0-0	0	0	0	0	0	0	0
TEAM			3				1		
Totals	14-40	9-18	33	24	41	7	18	5	5

Colorado	FG-A	FT-A	Reb	PF	TP	A	TO	BLK	S
Roberson, Andre	f 5-9	9-12	11	1	20	2	2	1	2
Dufault, Austin	f 2-8	2-2	5	4	6	0	1	0	0
Tomlinson, Nate	g 0-3	0-1	1	1	0	2	1	0	2
Dinwiddie, S.	g 1-4	8-8	0	4	10	1	1	0	2
Brown, Carlton	g 6-11	3-6	8	1	15	1	1	1	4
Booker, Askia	1-6	0-0	1	0	2	0	2	0	0
Sharpe, Shannon	0-0	0-0	0	0	0	0	0	0	0
Harris-Tunks, Shane	0-0	0-0	1	2	0	0	0	1	0
Chen, Sabatino	0-1	0-0	0	0	0	0	0	0	0
Adams, Jeremy	0-1	0-0	1	4	0	0	1	0	0
TEAM			2						
Totals	15-43	22-29	30	17	53	6	9	3	10

Halftime: Colorado 25, Utah 23. 3-point goals: Colorado 1-11 (Roberson 1-2, Dufault 0-2, Tomlinson 0-3, Dinwiddie 0-2, Brown 0-1, Booker 0-1) Utah 4-16 (Farr 1-2, Washburn 0-1, Hines 2-8, Martin 1-5) Officials: Mike Littlewood, Chris Rastatter, Jim Giron. Technical fouls: Colorado None. Utah- Team.

Game Five

Oregon State 86, Washington 84

Oregon State	FG-A	FT-A	Reb	PF	TP	A	TO	BLK	S
Moreland, Eric	f 5-8	3-7	6	3	13	0	1	4	0
Collier, Devon	f 8-15	3-6	7	3	19	1	3	0	1
Brandt, Angus	c 3-6	1-3	0	5	8	0	0	0	0
Cunningham, J.	g 6-15	6-12	10	4	18	8	4	0	2
Starks, Ahmad	g 5-12	0-0	2	1	14	2	2	0	1
McShane, Kevin	0-0	0-0	0	1	0	0	0	0	0
Barton, Challe	0-0	0-0	0	1	0	0	1	0	0
Burton, Joe	5-8	4-4	10	1	14	6	0	0	1
Nelson, Roberto	0-0	0-0	0	0					

Game Six Arizona 66, UCLA 58

UCLA	FG-A	FT-A	Reb	PF	TP	A	TO	BLK	S
Wear, David	f 2-6	0-0	9	4	4	0	0	1	0
Wear, Travis	f 4-7	2-4	6	5	10	0	2	3	2
Lamb, Tyler	g 2-6	0-0	3	4	4	0	5	0	3
Anderson, Jerime	g 6-11	1-2	4	2	14	4	1	0	3
Jones, Lazerice	g 5-16	6-8	3	3	17	5	3	1	3
Stover, Anthony	0-0	0-0	0	1	0	0	0	0	0
Powell, Norman	1-5	0-0	0	0	2	1	0	0	0
Smith, Joshua	3-8	1-2	3	5	7	0	1	0	2
TEAM			2				1		
Totals	23-59	10-16	30	24	58	10	13	5	13

Arizona	FG-A	FT-A	Reb	PF	TP	A	TO	BLK	S
Perry, Jesse	f 2-7	12-13	12	4	16	1	2	1	0
Hill, Solomon	f 5-9	12-14	12	1	25	0	6	0	3
Johnson, Nick	g 1-4	3-4	3	1	5	1	2	4	0
Mayes, Jordin	g 0-6	0-0	2	1	0	2	2	0	2
Fogg, Kyle	g 4-9	3-4	3	4	13	2	3	1	1
Natyazhko, Kyryl	1-1	0-0	2	1	2	0	2	0	0
Lavender, Brendon	1-6	0-0	3	2	2	1	0	0	1
Chol, Angelo	1-1	1-1	0	1	3	0	0	0	0
TEAM			2				2		
Totals	15-43	31-36	39	15	66	7	19	6	7

Halftime: Arizona 29, UCLA 23. 3-point goals: Arizona 5-15 (Hill 2-6, Johnson 0-1, Mayes 0-1, Fogg 2-3, Lavender 0-4) UCLA 2-12 (Wear 0-1, Lamb 0-1, Anders 1-2, Jones 1-5, Powell 0-3) Officials: Tony Padilla, Mike Greenstein, Randy Burkhart. Technical fouls: Arizona-None. UCLA- None.

Game Seven California 77, Stanford 71

Stanford	FG-A	FT-A	Reb	PF	TP	A	TO	BLK	S
Owens, Josh	f 2-7	2-2	6	4	6	1	3	0	3
Zimmermann, A.	f 8-16	4-5	7	4	22	0	1	0	1
Brown, Anthony	g 2-6	0-0	6	3	4	0	2	0	2
Randle, Chasson	g 5-16	7-8	5	4	19	4	0	0	2
Mann, Jarrett	g 0-3	1-2	1	0	1	1	1	0	0
Bright, Aaron	3-7	2-2	1	2	9	3	0	0	1
Huestis, Josh	0-1	0-0	0	0	0	0	0	0	1
Powell, Dwight	2-5	1-2	1	3	5	0	0	0	1
Gage, John	0-0	1-2	1	0	1	0	1	0	0
Trotter, Jack	1-3	2-2	3	2	4	0	1	0	0
TEAM			1						
Totals	23-64	20-25	32	22	71	9	9	0	11

California	FG-A	FT-A	Reb	PF	TP	A	TO	BLK	S
Kamp, Harper	f 6-8	5-6	8	3	17	3	5	0	1
Kravish, David	f 3-4	4-4	5	4	10	1	1	3	0
Cobbs, Justin	g 4-12	7-9	6	4	15	4	2	0	0
Gutierrez, Jorge	g 7-13	5-10	6	3	22	7	3	0	1
Crabbe, Allen	g 5-10	0-0	8	3	11	2	3	0	0
Smith, Brandon	0-0	0-0	1	0	0	1	0	0	0
Bak, Bak	0-0	0-0	0	1	0	0	0	0	1
Murray, Emerson	0-0	0-0	0	0	0	0	1	1	0
Thurman, Robert	1-1	0-2	2	0	2	0	1	0	0
TEAM			3						
Totals	26-48	21-31	38	19	77	17	17	4	3

Halftime: California 23, Stanford 30. 3-point goals: California 4-8 (Cobbs 0-1, Gutierrez 3-4, Crabbe 1-3) Stanford 5-18 (Zimmermann 2-5, Brown 0-1, Randle 2-9, Bright 1-3) Officials: Mike Scyphers, Mike Eggers, Deron White. Technical fouls: California-None. Stanford- None.

Game Eight Colorado 63, Oregon 62

Colorado	FG-A	FT-A	Reb	PF	TP	A	TO	BLK	S
Roberson, Andre	f 5-9	2-5	10	2	12	2	0	2	1
Dufault, Austin	f 4-7	1-1	0	4	9	0	0	0	0
Tomlinson, Nate	g 1-5	0-0	6	1	3	4	3	0	2
Dinwiddie, S.	g 3-8	1-2	4	2	8	1	1	0	0
Brown, Carlon	g 7-13	2-4	2	0	18	1	0	0	1
Booker, Askia	3-10	0-0	0	0	7	2	0	0	1
Harris-Tunks, S.	2-3	0-0	1	1	4	0	2	0	0
Chen, Sabatino	0-0	0-0	1	0	0	0	0	0	0
Adams, Jeremy	0-0	2-2	1	1	2	0	1	0	0
TEAM			4						
Totals	25-55	8-14	29	11	63	10	7	2	5

Oregon	FG-A	FT-A	Reb	PF	TP	A	TO	BLK	S
Jacob, Jeremy	f 1-2	0-0	1	1	2	0	0	1	0
Singler, E.J.	f 4-12	0-0	3	2	9	2	1	1	0
Woods, Tony	c 6-10	2-3	4	0	14	0	0	4	1
Sim, Garrett	g 3-12	0-0	7	0	8	3	3	0	0
Joseph, Devoe	g 6-19	0-0	8	0	12	4	0	0	2
Ashaolu, Olu	2-4	2-5	6	4	6	0	1	1	0
Loyd, Johnathan	0-0	0-0	0	0	0	0	2	0	0
Nared, Tyrone	0-0	0-0	3	1	0	1	1	0	1
Emory, Carlos	5-9	0-0	6	2	11	0	1	0	0
TEAM			5				1		
Totals	27-68	4-8	43	10	62	10	10	7	4

Halftime: Colorado 34, Oregon 33. 3-point goals: Colorado 5-15 (Roberson 0-1, Tomlinson 1-3, Dinwiddie 1-2, Brown 2-4, Booker 1-4) Oregon 4-22 (Singler 1-6, Sim 2-6, Joseph 0-7, Emory 1-3) Officials: Dick Cartmell, Mike Reed, Greg Nixon. Technical fouls: Colorado- None. Oregon- None.

Game Nine Arizona 72, Oregon State 61

Oregon State	FG-A	FT-A	Reb	PF	TP	A	TO	BLK	S
Moreland, Eric	f 0-2	1-2	7	1	1	1	1	0	0
Collier, Devon	f 7-11	1-3	8	5	15	0	4	2	0
Brandt, Angus	c 1-5	0-0	2	2	2	0	2	0	1
Cunningham, J.	g 5-14	2-3	4	3	14	1	2	0	3
Starks, Ahmad	g 1-7	1-2	2	3	4	1	2	0	1
McShane, Kevin	0-0	0-0	0	0	0	1	0	0	0
Barton, Challe	0-0	0-0	0	0	0	1	0	0	0
Burton, Joe	2-8	0-0	4	2	4	2	1	0	1
Murphy, Rhys	1-1	0-0	2	1	2	0	0	0	0
Nelson, Roberto	6-13	5-5	3	4	19	2	1	0	2
TEAM			2						
Totals	23-61	10-15	34	21	61	9	13	2	8

Arizona	FG-A	FT-A	Reb	PF	TP	A	TO	BLK	S
Perry, Jesse	f 5-10	5-7	11	2	16	1	3	0	1
Hill, Solomon	f 5-7	0-0	3	5	12	0	4	1	3
Johnson, Nick	g 3-11	2-4	3	2	9	5	1	1	1
Mayes, Jordin	g 1-3	0-0	3	1	2	1	0	0	1
Fogg, Kyle	g 6-12	7-9	8	3	22	3	2	0	1
Natyazhko, Kyryl	0-0	0-0	0	1	0	0	0	0	0
Lavender, Brendon	2-5	1-2	2	0	7	1	1	0	0
Chol, Angelo	2-3	0-0	4	3	4	0	1	3	0
TEAM			2						
Totals	24-51	15-22	36	17	72	11	12	5	7

Halftime: Arizona 27, Oregon State 34. 3-point goals: Arizona 9-18 (Perry 1-2, Hill 2-2, Johnson 1-4, Mayes 0-2, Fogg 3-5, Lavender 2-3) Oregon State 5-13 (Brandt 0-1, Cunningham 2-5, Starks 1-3, Nelson 2-4). Officials: Mike Eggers, Michael Irving, Mike Scyphers. Technical fouls: Arizona- Solomon Hill. Oregon State- None.

Game Ten Colorado 70, California 59

Colorado	FG-A	FT-A	Reb	PF	TP	A	TO	BLK	S
Roberson, Andre	f 6-6	3-4	9	1	17	0	2	2	1
Dufault, Austin	f 6-13	3-4	4	3	15	2	0	0	0
Tomlinson, Nate	g 2-3	4-4	0	3	10	3	0	0	1
Dinwiddie, S.	g 1-6	4-4	3	4	6	3	2	0	4
Brown, Carlon	g 8-15	1-2	5	3	17	1	1	0	4
Booker, Askia	2-4	0-0	1	3	5	1	1	0	0
Harris-Tunks, S.	0-1	0-0	3	1	0	1	2	0	0
Chen, Sabatino	0-0	0-0	0	0	0	0	0	0	0
Adams, Jeremy	0-2	0-0	0	1	0	0	1	0	0
TEAM									
Totals	25-50	15-18	25	19	70	11	9	2	10

California	FG-A	FT-A	Reb	PF	TP	A	TO	BLK	S
Kamp, Harper	f 2-8	0-2	2	5	6	2	2	1	0
Kravish, David	f 2-2	0-2	0	3	6	0	1	2	0
Cobbs, Justin	g 5-11	1-6	2	1	15	4	3	0	0
Gutierrez, Jorge	g 4-10	1-4	0	2	10	3	4	0	2
Crabbe, Allen	g 6-15	3-3	2	4	18	4	2	2	2
Smith, Brandon	0-0	0-0	1	2	0	0	4	0	0
Murray, Emerson	0-0	0-0	0	0	0	0	0	0	0
Thurman, Robert	2-3	0-0	3	1	4	0	1	1	0
TEAM									
Totals	21-49	12-17	31	18	59	13	17	6	4

Halftime: Colorado 28, California 27. 3-point goals: Colorado 5-14 (Roberson 2-2, Dufault 0-1, Tomlinson 2-3, Dinwiddie 0-3, Brown 0-3, Bookers 1-1, Adams 0-1) California 5-16 (Cobbs 1-3, Gutierrez 1-3, Crabbe 3-10) Officials: Chris Rastatter, Tony Padilla, Mike Greenstein. Technical fouls: Colorado- None. California- None.

Championship Game Colorado 53, Arizona 51

Colorado	FG-A	FT-A	Reb	PF	TP	A	TO	BLK	S
Roberson, Andre	f 4-6	1-2	11	2	10	3	1	2	3
Dufault, Austin	f 3-9	2-4	7	4	8	0	1	0	0
Tomlinson, Nate	g 1-3	0-0	1	3	2	1	2	0	2
Dinwiddie, S.	g 5-9	0-0	4	0	14	0	0	0	0
Brown, Carlon	g 4-11	5-6	4	2	13	1	2	0	0
Booker, Askia	0-6	0-0	2	0	0	0	0	0	0
Harris-Tunks, S.	1-4	0-0	6	2	2	1	1	0	0
Adams, Jeremy	1-2	2-4	0						

FINAL POLLS

AP

March 12 - Final

1. Kentucky (61)	32-2	1,621
2. Syracuse (1)	31-2	1,545
3. Missouri (2)	30-4	1,459
4. North Carolina (1)	29-5	1,403
5. Michigan State	27-7	1,386
6. Kansas	27-6	1,330
7. Ohio State	27-7	1,229
8. Duke	27-6	1,158
9. Baylor	27-7	1,064
10. Florida State	24-9	972
11. Marquette	25-7	912
12. Murray State	30-1	871
13. Michigan	24-9	808
14. Wisconsin	24-9	766
15. Georgetown	23-8	726
16. Indiana	25-8	576
17. Louisville	26-9	558
18. Wichita State	27-5	517
19. Creighton	28-5	373
20. Vanderbilt	24-10	334
21. New Mexico	27-6	318
22. San Diego State	26-7	223
23. UNLV	26-8	201
24. Saint Mary's	27-5	187
25. Florida	23-10	146

ESPN/USA Today

April 2 - Final

1. Kentucky (31)	37-2	775
2. Kansas	32-6	744
3. Ohio State	31-8	705
4. Louisville	30-10	661
5. Syracuse	34-3	641
6. North Carolina	32-6	624
7. Michigan State	29-8	566
8. Baylor	30-8	564
9. Florida	26-11	506
10. Marquette	27-8	464
11. Missouri	30-5	425
12. Wisconsin	26-10	424
13. Indiana	27-9	382
14. Duke	27-7	336
15. Florida State	25-10	325
16. Murray State	31-2	283
17. Georgetown	24-9	242
18. Cincinnati	26-11	216
19. Vanderbilt	25-11	161
20. North Carolina State	24-13	146
21. Creighton	29-6	129
22. Michigan	24-10	119
23. New Mexico	28-7	107
24. Xavier	23-13	92
25. Ohio	29-8	91

PAC-12 VS:

America East.....	0-0
Atlantic Coast.....	3-3
Atlantic Sun.....	0-0
Atlantic 10.....	4-2
Big East.....	2-7
Big Sky.....	11-3
Big South.....	0-1
Big Ten.....	3-3
Big 12.....	3-7
Big West.....	10-3
Colonial.....	3-0
Conference USA.....	2-1
Horizon.....	3-1
Ivy.....	1-1
Metro Atlantic.....	0-1
Mid-American.....	2-0
Mid-Continent.....	0-0
Mid-Eastern.....	4-0
Missouri Valley.....	1-1
Mountain West.....	6-11
North Atlantic.....	0-0
Northeast.....	1-0
Ohio Valley.....	2-0
Patriot.....	0-1
Southeastern.....	4-4
Southern.....	0-0
Southland.....	4-0
Southwestern.....	4-0
Summit.....	3-1
Sun Belt.....	2-1
West Coast.....	8-6
Western Athletic.....	7-5
Independent.....	6-0
D I Reclassifying.....	1-0
Non-Division I.....	5-0

Total - All..... 105-64 (.621)

Total - Div. I..... 100-64 (.610)

DOUBLE-DOUBLES

André Roberson, COLO (25).....	20
Solomon Hill, ARIZ (12).....	12
Jesse Perry, ARIZ (12).....	12
Terrence Ross, WASH (6).....	6
Trent Lockett, ASU (5).....	4
Allen Crabbe, CAL (4).....	3
Brock Motum, WSU (3).....	3
Aziz N'Diaye, WASH (5).....	3
Jason Washburn, UTAH (3).....	3
Travis Wear, UCLA (3).....	3
Olu Ashaolu, ORE (2).....	2
Joe Burton, OSU (3).....	2
Kyle Cain, ASU (4).....	2
Justin Cobbs, CAL (2).....	2
Devon Collier, OSU (3).....	2
Charlie Enquist, WSU (2).....	2
Kyle Fogg, ARIZ (2).....	2
Darnell Gant, WASH (2).....	2
Josh Huestis, STAN (2).....	2
Eric Moreland, OSU (2).....	2
Josh Owens, STAN (7).....	2
E.J. Singler, ORE (4).....	2
David Wear, UCLA (2).....	2
Jordan Bachynski, ASU (1).....	1
Anthony Brown, STAN (2).....	1
Jared Cunningham, OSU (1).....	1
Austin Default, COLO (1).....	1
Carlos Emory, ORE (1).....	1
Abdul Gaddy, WASH (1).....	1
Jorge Gutierrez, CAL (2).....	1
Keala King, ASU (1).....	1
Reggie Moore, WSU (2).....	1
Eric Moreland, OSU (1).....	1
Dwight Powell, STAN (2).....	1
Joshua Smith, UCLA (3).....	1
Kareem Storey, UTAH (1).....	1
Harper Kamp, CAL (3)	
Tyrone Nared, ORE (1)	
Richard Solomon, CAL (1)	
Jeremy Jacob, ORE (3)	
Marcus Capers, WSU (1)	
Jack Trotter, STAN (1)	

() - career totals

2011-12 HOME ATTENDANCE

School (Arena Cap.)	Games	Att.	Avg.	Cap. Pct.
ARIZ (14,538)	18	244,829	13,602	93.6
ASU (10,734)	17	91,993	5,411	50.4
CAL (11,877)	18	153,571	8,532	71.2
COLO (11,064)	16	124,860	7,804	70.5
ORE (12,369)	20	152,603	7,630	61.7
OSU (10,400)	20	99,827	4,991	48.0
STAN (7,329)	20	97,814	4,891	66.7
UCLA (13,800)	18	114,345	6,352	46.0
USC (10,258)	17	67,488	3,970	38.7
UTAH (15,000)	15	117,604	7,840	52.3
WASH (10,000)	20	175,700	8,785	87.9
WSU (11,671)	16	75,991	4,749	40.7
Totals	215	1,516,625	7,054	

SCORING

	Cl	G	FG	3FG	FT	Pts	Avg/G
1. Motum, Brock-WSU	JR	34	220	29	144	613	18.0
2. Cunningham, Jared-OSU	JR	36	198	50	199	645	17.9
3. Joseph, Devoe-ORE	SR	28	166	66	70	468	16.7
4. Ross, Terrence-WASH	SO	35	215	72	72	574	16.4
5. Wroten, Tony-WASH	FR	35	198	9	154	559	16.0
6. Crabbe, Allen-CAL	SO	34	179	83	75	516	15.2
7. Wilcox, C.J.-WASH	SO	32	152	73	78	455	14.2
8. Randle, Chasson-STAN	FR	37	169	85	89	512	13.8
9. Singler, E.J.-ORE	JR	34	151	49	110	461	13.6
10. Jones, Lazerick-UCLA	SR	33	157	48	85	447	13.5
11. Fogg, Kyle-ARIZ	SR	35	140	72	120	472	13.5
12. Collier, Devon-OSU	SO	36	176	0	121	473	13.1
13. Lockett, Trent-ASU	JR	25	107	21	91	326	13.0
14. Gutierrez, Jorge-CAL	SR	33	157	25	90	429	13.0
15. Jones, Maurice-USC	SO	32	143	52	78	416	13.0
16. Hill, Solomon-ARIZ	JR	35	151	37	113	452	12.9
17. Brown, Carlon-COLO	SR	36	169	43	73	454	12.6
18. Cobbs, Justin-CAL	SO	34	146	26	109	427	12.6
19. Perry, Jesse-ARIZ	SR	35	147	11	123	428	12.2
20. Sim, Garrett-ORE	SR	34	140	73	61	414	12.2

REBOUNDING

	Cl	G	OFF	DEF	TOT	Avg/G
1. Roberson, André-COLO	SO	36	111	290	401	11.1
2. Hill, Solomon-ARIZ	JR	35	76	195	271	7.7
3. Perry, Jesse-ARIZ	SR	35	91	170	261	7.5
4. N'Diaye, Aziz-WASH	SO	33	89	151	240	7.3
5. Moreland, Eric-OSU	FR	36	76	169	245	6.8
6. Ross, Terrence-WASH	SO	35	48	177	225	6.4
7. Motum, Brock-WSU	JR	34	62	154	216	6.4
8. Wear, David-UCLA	SO	32	66	136	202	6.3
9. Washburn, Jason-UTAH	JR	31	54	137	191	6.2
10. Wear, Travis-UCLA	SO	30	86	92	178	5.9
11. Burton, Joe-OSU	JR	36	67	144	211	5.9
12. Owens, Josh-STAN	SR	37	82	134	216	5.8
13. Lockett, Trent-ASU	JR	25	33	112	145	5.8
14. Crabbe, Allen-CAL	SO	34	32	162	194	5.7
15. Kravish, David-CAL	FR	34	71	119	190	5.6
16. Singler, E.J.-ORE	JR	34	43	146	189	5.6
17. Cain, Kyle-ASU	SO	29	42	118	160	5.5
18. Gant, Darnell-WASH	SR	35	80	110	190	5.4
19. Gutierrez, Jorge-CAL	SR	33	33	141	174	5.3
20. Ashaolu, Olu-ORE	SR	34	71	106	177	5.2
Kamp, Harper-CAL	SR	34	67	110	177	5.2

FIELD GOAL PCT (Min. 3.0 made per game)

	Cl	G	FG	FGA	Pct
1. Collier, Devon-OSU	SO	36	176	286	.615
2. Smith, Joshua-UCLA	SO	32	117	204	.574
3. Owens, Josh-STAN	SR	37	177	310	.571
4. Ashaolu, Olu-ORE	SR	34	118	209	.565
5. Burton, Joe-OSU	JR	36	124	222	.559
6. Motum, Brock-WSU	JR	34	220	397	.554
7. Washburn, Jason-UTAH	JR	31	144	261	.552
8. Kamp, Harper-CAL	SR	34	153	280	.546
9. Brandt, Angus-OSU	JR	36	122	228	.535
10. Wear, Travis-UCLA	SO	30	137	257	.533

ASSISTS

	Cl	G	Asst	Avg/G
1. Moore, Reggie-WSU	JR	37	193	5.22
2. Gaddy, Abdul-WASH	JR	35	182	5.20
3. Cobbs, Justin-CAL	SO	34	169	4.97
4. Anderson, Jerime-UCLA	SR	32	135	4.22
5. Gutierrez, Jorge-CAL	SR	33	136	4.12
6. Jones, Lazerick-UCLA	SR	33	136	4.12
7. Colvin, Chris-ASU	JR	27	108	4.00
8. Wroten, Tony-WASH	FR	35	130	3.71
9. Bright, Aaron-STAN	SO	37	136	3.68
10. Jones, Maurice-USC	SO	32	111	3.47

FREE THROW PCT (Min. 2.0 made per game)

	Cl	G	FTM	FTA	Pct
1. Singler, E.J.-ORE	JR	34	110	121	.909
2. Crabbe, Allen-CAL	SO	34	75	89	.843
3. Wilcox, C.J.-WASH	SO	32	78	93	.839
4. Dinwiddie, Spencer-COLO	FR	36	120	147	.816
5. Cobbs, Justin-CAL	SO	34	109	136	.801
6. Joseph, Devoe-ORE	SR	28	70	88	.795
7. Bright, Aaron-STAN	SO	37	91	115	.791
8. Wear, Travis-UCLA	SO	30	68	86	.791
9. Fogg, Kyle-ARIZ	SR	35	120	152	.789
10. Washburn, Jason-UTAH	JR	31	65	84	.774

STEALS

	Cl	G	Stl	Avg/G
1. Cunningham, Jared-OSU	JR	36	91	2.53
2. Wroten, Tony-WASH	FR	35	66	1.89
3. Jones, Lazerick-UCLA	SR	33	61	1.85
4. Anderson, Jerime-UCLA	SR	32	57	1.78
5. Jones, Maurice-USC	SO	32	56	1.75
6. Lamb, Tyler-UCLA	SO	33	57	1.73
7. Starks, Ahmad-OSU	SO	35	58	1.66
8. Lockett, Trent-ASU	JR	25	37	1.48
9. Joseph, Devoe-ORE	SR	28	38	1.36
10. Roberson, André-COLO	SO	36	46	1.28
Burton, Joe-OSU	JR	36	46	1.28

3-POINT FG PCT (Min. 1.0 made per game)

	Cl	G	3FG	FGA	Pct
1. Lavender, Brendon-ARIZ	SR	35	55	113	.487
2. Sim, Garrett-ORE	SR	34	73	157	.465
3. Fogg, Kyle-ARIZ	SR	35	72	162	.444
4. Randle, Chasson-STAN	FR	37	85	194	.438
5. Dinwiddie, Spencer-COLO	FR	36	42	96	.438
6. Bright, Aaron-STAN	SO	37	71	163	.436
7. Joseph, Devoe-ORE	SR	28	66	158	.418
8. Gilling, Jonathan-ASU	FR	30	53	129	.411
9. Wilcox, C.J.-WASH	SO	32	73	181	.403
10. Crabbe, Allen-CAL	SO	34	83	208	.399

3-POINT FG MADE

	Cl	G	3FG	Avg/G
1. Crabbe, Allen-CAL	SO	34	83	2.44
2. Joseph, Devoe-ORE	SR	28	66	2.36
3. Randle, Chasson-STAN	FR	37	85	2.30
4. Wilcox, C.J.-WASH	SO	32	73	2.28
5. Hines, Chris-UTAH	JR	29	66	2.28
6. Starks, Ahmad-OSU	SO	35	79	2.26
7. Sim, Garrett-ORE	SR	34	73	2.15
8. Ross, Terrence-WASH	SO	35	72	2.06
Fogg, Kyle-ARIZ	SR	35	72	2.06
10. Bright, Aaron-STAN	SO	37	71	1.92

BLOCKED SHOTS

	Cl	G	Bik	Avg/G
1. Moreland, Eric-OSU	FR	36	69	1.92
2. Roberson, André-COLO	SO	36	67	1.86
3. Woods, Tony-ORE	JR	33	51	1.55
4. Stover, Anthony-UCLA	SO	28	39	1.39
5. Washburn, Jason-UTAH	JR	31	43	1.39
6. Bachynski, Jordan-ASU	SO	30	41	1.37
7. Collier, Devon-OSU	SO	36	46	1.28
8. Kravish, David-CAL	FR	34	41	1.21
9. Wear, Travis-UCLA	SO	30	36	1.20
10. Huestis, Josh-STAN	SO	37	43	1.16

ASSIST/TURNOVER RATIO (Min. 3.0 assists/game)

	Cl	G	Asst	Avg	Turn	Avg	Ratio
1. Cobbs, Justin-CAL	SO	34	169	5.0	69	2.0	2.45
2. Gaddy, Abdul-WASH	JR	35	182	5.2	75	2.1	2.43
3. Anderson, Jerime-UCLA	SR	32	135	4.2	58	1.8	2.33
4. Moore, Reggie-WSU	JR	37	193	5.2	98	2.6	1.97
5. Tomlinson, Nate-COLO	SR	36	108	3.0	59	1.6	1.83
6. Joseph, Devoe-ORE	SR	28	91	3.3	52	1.9	1.75
7. Gutierrez, Jorge-CAL	SR	33	136	4.1	78	2.4	1.74
8. Bright, Aaron-STAN	SO	37	136	3.7	84	2.3	1.62
9. Jones, Lazerick-UCLA	SR	33	136	4.1	85	2.6	1.60
10. Jones, Maurice-USC	SO	32	111	3.5	75	2.3	1.48

MINUTES PLAYED

	Cl	G	Min.	Avg/G
1. Jones, Maurice-USC	SO	32	1221	38.16
2. Joseph, Devoe-ORE	SR	28	989	35.32
3. Lockett, Trent-ASU	JR	25	873	34.92
4. Wesley, Byron-USC	FR	32	1107	34.59
5. Cunningham, Jared-OSU	JR	36	1245	34.58
6. Crabbe, Allen-CAL	SO	34	1158	34.06
7. Gaddy, Abdul-WASH	JR	35	1185	33.86
8. Jones, Lazerick-UCLA	SR	33	1105	33.48
9. Moore, Reggie-WSU	JR	37	1223	33.05
10. Anderson, Jerime-UCLA	SR	32	1055	32.97

2011-12 TEAM STATS (ALL GAMES)



SCORING OFFENSE

	G	W-L	Pts	Avg/G
1. Oregon State	36	21-15	2841	78.9
2. Washington	35	24-11	2646	75.6
3. Oregon	34	24-10	2527	74.3
4. Stanford	37	26-11	2657	71.8
5. California	34	24-10	2419	71.1
6. Arizona	35	23-12	2416	69.0
7. UCLA	33	19-14	2263	68.6
8. Washington State	37	19-18	2521	68.1
9. Colorado	36	24-12	2429	67.5
10. Arizona State	31	10-21	1891	61.0
11. Utah	31	6-25	1720	55.5
12. USC	32	6-26	1683	52.6

SCORING DEFENSE

	G	Pts	Avg/G
1. USC	32	1910	59.7
2. California	34	2104	61.9
3. UCLA	33	2063	62.5
4. Arizona	35	2196	62.7
5. Colorado	36	2269	63.0
6. Stanford	37	2337	63.2
7. Washington State	37	2421	65.4
8. Arizona State	31	2056	66.3
9. Oregon	34	2341	68.9
10. Utah	31	2161	69.7
11. Washington	35	2453	70.1
12. Oregon State	36	2617	72.7

SCORING MARGIN

	G	OFF	DEF	Margin
1. California	34	71.1	61.9	+9.3
2. Stanford	37	71.8	63.2	+8.6
3. Arizona	35	69.0	62.7	+6.3
4. Oregon State	36	78.9	72.7	+6.2
5. UCLA	33	68.6	62.5	+6.1
6. Washington	35	75.6	70.1	+5.5
7. Oregon	34	74.3	68.9	+5.5
8. Colorado	36	67.5	63.0	+4.4
9. Washington State	37	68.1	65.4	+2.7
10. Arizona State	31	61.0	66.3	-5.3
11. USC	32	52.6	59.7	-7.1
12. Utah	31	55.5	69.7	-14.2

FREE THROW PERCENTAGES

	G	FTM	FTA	Pct
1. California	34	477	641	.744
2. Oregon	34	515	726	.709
3. Washington State	37	573	808	.709
4. Arizona	35	568	806	.705
5. Colorado	36	560	810	.691
6. Arizona State	31	402	594	.677
7. Oregon State	36	630	931	.677
8. UCLA	33	398	596	.668
9. Stanford	37	529	794	.666
10. Utah	31	345	518	.666
11. Washington	35	497	798	.623
12. USC	32	272	446	.610

FIELD GOAL PERCENTAGES

	G	FG	FGA	Pct
1. California	34	893	1878	.476
2. Oregon State	36	995	2093	.475
3. Oregon	34	883	1884	.469
4. Washington State	37	860	1836	.468
5. UCLA	33	848	1838	.461
6. Arizona State	31	654	1439	.454
7. Washington	35	966	2157	.448
8. Colorado	36	835	1874	.446
9. Stanford	37	938	2107	.445
10. Arizona	35	795	1812	.439
11. Utah	31	606	1496	.405
12. USC	32	642	1658	.387

FIELD GOAL PCT DEFENSE

	G	FG	FGA	Pct
1. Colorado	36	812	2009	.404
2. Arizona	35	799	1969	.406
3. Stanford	37	821	1987	.413
4. California	34	786	1893	.415
5. UCLA	33	723	1734	.417
6. Washington	35	866	2053	.422
7. Washington State	37	839	1969	.426
8. Arizona State	31	701	1626	.431
9. USC	32	686	1579	.434
10. Oregon	34	860	1962	.438
11. Oregon State	36	932	2047	.455
12. Utah	31	780	1661	.470

3-POINT FIELD GOAL PERCENTAGES

	G	FG	FGA	Pct
1. Stanford	37	252	665	.379
2. Arizona	35	258	683	.378
3. Oregon	34	246	658	.374
4. UCLA	33	169	453	.373
5. Washington State	37	228	623	.366
6. Arizona State	31	181	497	.364
7. California	34	156	430	.363
8. Oregon State	36	221	616	.359
9. Colorado	36	199	572	.348
10. Washington	35	217	633	.343
11. Utah	31	163	532	.306
12. USC	32	127	469	.271

3-POINT FIELD GOAL PCT DEFENSE

	G	FG	FGA	Pct
1. Arizona	35	170	596	.285
2. Colorado	36	229	703	.326
3. Washington	35	203	620	.327
4. California	34	186	568	.327
5. Stanford	37	207	618	.335
6. USC	32	160	469	.341
7. Oregon	34	203	594	.342
8. Washington State	37	257	735	.350
9. UCLA	33	196	538	.364
10. Arizona State	31	211	574	.368
11. Oregon State	36	237	611	.388
12. Utah	31	222	569	.390

REBOUNDING OFFENSE

	G	Reb	Avg/G
1. Washington	35	1404	40.1
2. Stanford	37	1375	37.2
3. Colorado	36	1289	35.8
4. Arizona	35	1237	35.3
5. Oregon State	36	1254	34.8
6. California	34	1182	34.8
7. UCLA	33	1140	34.5
8. Oregon	34	1161	34.1
9. Washington State	37	1214	32.8
10. Arizona State	31	975	31.5
11. Utah	31	896	28.9
12. USC	32	866	27.1

REBOUNDING DEFENSE

	G	Reb	Avg/G
1. Arizona State	31	929	30.0
2. California	34	1037	30.5
3. Washington State	37	1142	30.9
4. UCLA	33	1044	31.6
5. Stanford	37	1202	32.5
6. Oregon	34	1105	32.5
7. Colorado	36	1182	32.8
8. Arizona	35	1173	33.5
9. Utah	31	1063	34.3
10. Oregon State	36	1246	34.6
11. Washington	35	1223	34.9
12. USC	32	1160	36.2

REBOUNDING MARGIN

	G	TEAM	OPP	Margin
1. Washington	35	40.1	34.9	+5.2
2. Stanford	37	37.2	32.5	+4.7
3. California	34	34.8	30.5	+4.3
4. Colorado	36	35.8	32.8	+3.0
5. UCLA	33	34.5	31.6	+2.9
6. Washington State	37	32.8	30.9	+1.9
7. Arizona	35	35.3	33.5	+1.8
8. Oregon	34	34.1	32.5	+1.6
9. Arizona State	31	31.5	30.0	+1.5
10. Oregon State	36	34.8	34.6	+0.2
11. Utah	31	28.9	34.3	-5.4
12. USC	32	27.1	36.2	-9.2

BLOCKED SHOTS

	G	Blocks	Avg/G
1. UCLA	33	153	4.64
2. Oregon State	36	166	4.61
3. Washington	35	139	3.97
4. Arizona State	31	123	3.97
5. Oregon	34	121	3.56
6. Arizona	35	122	3.49
7. Stanford	37	126	3.41
8. Colorado	36	117	3.25
9. California	34	106	3.12
10. Washington State	37	103	2.78
11. Utah	31	78	2.52
12. USC	32	65	2.03

ASSISTS

	G	Assists	Avg/G
1. California	34	540	15.88
2. Oregon State	36	567	15.75
3. UCLA	33	473	14.33
4. Oregon	34	485	14.26
5. Washington State	37	505	13.65
6. Washington	35	475	13.57
7. Arizona	35	473	13.51
8. Stanford	37	476	12.86
9. Arizona State	31	377	12.16
10. Colorado	36	422	11.72
11. Utah	31	320	10.32
12. USC	32	305	9.53

STEALS

	G	Steals	Avg/G
1. Oregon State	36	328	9.11
2. UCLA	33	260	7.88
3. Washington	35	233	6.66
4. Stanford	37	246	6.65
5. Oregon	34	204	6.00
6. Colorado	36	210	5.83
7. USC	32	184	5.75
8. Arizona State	31	173	5.58
9. Arizona	35	195	5.57
10. Utah	31	159	5.13
11. Washington State	37	178	4.81
12. California	34	159	4.68

TURNOVER MARGIN

	G	TEAM	OPP	Margin
1. USC	32	10.7	15.0	+4.38
2. Oregon State	36	14.1	16.6	+2.53
3. UCLA	33	12.0	13.7	+1.73
4. Stanford	37	13.8	15.1	+1.30
5. California	34	12.1	12.9	+0.79
6. Washington	35	13.1	13.8	+0.63
7. Oregon	34	12.9	12.6	-0.29
8. Arizona	35	12.5	11.9	-0.60
9. Colorado	36	13.0	12.3	-0.67
10. Washington State	37	13.1	11.8	-1.35
11. Utah	31	14.0	10.8	-3.19
12. Arizona State	31	16.3	11.3	-5.03

ASSIST/TURNOVER RATIO

	G	Ast	AvgTurn	Avg	Ratio
1. California	34	15.9	12.1	1.31	
2. UCLA	33	14.3	12.0	1.20	
3. Oregon State	36	15.8	14.1	1.12	
4. Oregon	34	14.3	12.9	1.11	
5. Arizona	35	13.5	12.5	1.08	
6. Washington State	37	13.6	13.1	1.04	
7. Washington	35	13.6	13.1	1.03	
8. Stanford	37	12.9	13.8	0.93	
9. Colorado	36	11.7	13.0	0.90	
10. USC	32	9.5	10.7	0.89	
11. Arizona State	31	12.2	16.3	0.75	
12. Utah	31	10.3	14.0	0.74	

OFFENSIVE REBOUNDS

	G	No.	Avg/G
1. Washington	35	510	14.57
2. Stanford	37	452	12.22
3. Oregon State	36	421	11.69
4. UCLA	33	363	11.00
5. Oregon	34	360	10.59
6. California	34	341	10.03
7. Arizona	35	349	9.97
8. Colorado	36	351	9.75
9. Washington State	37	339	9.16
10. Arizona State	31	262	8.45
11. USC	32	256	8.00
12. Utah	31	226	7.29

DEFENSIVE REBOUNDS

	G	No.	Avg/G
1. Colorado	36	938	26.06
2. Washington	35	894	25.54
3. Arizona	35	888	25.37
4. Stanford	37	923	24.95
5. California	34	841	24.74
6. Washington State	37	875	23.65
7. Oregon	34	801	23.56
8. UCLA	33	777	23.55
9. Oregon State	36	833	23.14
10. Arizona State	31	713	23.00
11. Utah	31	670	21.61
12. USC	32	610	19.06

3-POINT FIELD GOALS MADE

	G	3FG	Avg/G
1. Washington	35	305	8.71
2. Arizona	38	296	7.79
3. Arizona State	31	240	7.74
4. Oregon	39	273	7.00
5. Washington State	35	240	6.86
6. Stanford	31	198	6.39
7. USC	34	204	6.00
8. Oregon State	31	160	5.16
9. California	33	169	5.12
10. UCLA	34	173	5.09



Brock Motum, Washington State
Pac-12 Scoring Leader - 18.0 ppg



André Roberson, Colorado
Pac-12 Rebound Leader - 11.1 rpg

2011-12 INDIVIDUAL STATS (PAC-12 GAMES)



SCORING

	Cl	G	FG	3FG	FT	Pts	Avg/G
1. Motum, Brock-WSU	JR	18	131	20	90	372	20.7
2. Cunningham, Jared-OSU	JR	18	104	33	104	345	19.2
3. Joseph, Devoe-ORE	SR	18	111	44	52	318	17.7
4. Wroten, Tony-WASH	FR	18	102	4	80	288	16.0
5. Ross, Terrence-WASH	SO	18	107	34	33	281	15.6
6. Crabbe, Allen-CAL	SO	18	87	41	56	271	15.1
7. Fogg, Kyle-ARIZ	SR	18	77	40	67	261	14.5
8. Randle, Chasson-STAN	FR	18	89	46	28	252	14.0
9. Singler, E.J.-ORE	JR	18	83	26	59	251	13.9
10. Jones, Lazerick-UCLA	SR	18	94	28	35	251	13.9
11. Kamp, Harper-CAL	SR	18	92	1	49	234	13.0
12. Cobbs, Justin-CAL	SO	18	87	10	48	232	12.9
13. Wilcox, C.J.-WASH	SO	15	63	28	36	190	12.7
14. Hill, Solomon-ARIZ	JR	18	77	19	53	226	12.6
15. Perry, Jesse-ARIZ	SR	18	75	1	71	222	12.3
16. Starks, Ahmad-OSU	SO	18	83	39	16	221	12.3
17. Gutierrez, Jorge-CAL	SR	18	84	11	42	221	12.3
18. Wear, Travis-UCLA	SO	17	81	0	45	207	12.2
19. Jones, Maurice-USC	SO	18	77	26	35	215	11.9
20. Sim, Garrett-ORE	SR	18	76	42	21	215	11.9
21. Collier, Devon-OSU	SO	18	76	0	63	215	11.9

REBOUNDING

	Cl	G	OFF	DEF	TOT	Avg/G
1. Roberson, André-COLO	SO	18	50	147	197	10.9
2. Hill, Solomon-ARIZ	JR	18	41	100	141	7.8
3. Perry, Jesse-ARIZ	SR	18	51	76	127	7.1
4. N'Diaye, Aziz-WASH	SO	18	44	78	122	6.8
5. Ross, Terrence-WASH	SO	18	25	96	121	6.7
6. Motum, Brock-WSU	JR	18	34	85	119	6.6
7. Moreland, Eric-OSU	FR	18	39	73	112	6.2
8. Wear, David-UCLA	SO	18	34	77	111	6.2
9. Owens, Josh-STAN	SR	18	45	65	110	6.1
10. Singler, E.J.-ORE	JR	18	23	86	109	6.1
11. Wear, Travis-UCLA	SO	17	44	56	100	5.9
12. Washburn, Jason-UTAH	JR	18	28	72	100	5.6
13. Farr, Dijon-UTAH	JR	18	23	77	100	5.6
14. Gutierrez, Jorge-CAL	SR	18	22	77	99	5.5
15. Burton, Joe-OSU	JR	18	27	72	99	5.5
16. Ashaolu, Olu-ORE	SR	18	37	61	98	5.4
17. Wesley, Byron-USC	FR	18	18	80	98	5.4
18. Capers, Marcus-WSU	SR	18	36	62	98	5.4
19. Crabbe, Allen-CAL	SO	18	16	82	98	5.4
20. Kravish, David-CAL	FR	18	36	60	96	5.3
21. Collier, Devon-OSU	SO	18	43	53	96	5.3

FIELD GOAL PCT (Min. 3.0 made per game)

	Cl	G	FG	FGA	Pct
1. Kravish, David-CAL	FR	18	59	97	.608
2. Burton, Joe-OSU	JR	18	63	108	.583
3. Owens, Josh-STAN	SR	18	89	154	.578
4. Smith, Joshua-UCLA	SO	17	64	111	.577
5. Kamp, Harper-CAL	SR	18	92	160	.575
6. Collier, Devon-OSU	SO	18	76	134	.567
7. Ashaolu, Olu-ORE	SR	18	66	117	.564
8. Wear, Travis-UCLA	SO	17	81	145	.559
9. N'Diaye, Aziz-WASH	SO	18	62	113	.549
10. Motum, Brock-WSU	JR	18	131	240	.546

ASSISTS

	Cl	G	Asst	Avg/G
1. Cobbs, Justin-CAL	SO	18	99	5.50
2. Moore, Reggie-WSU	JR	18	94	5.22
3. Gaddy, Abdul-WASH	JR	18	88	4.89
4. Anderson, Jerime-UCLA	SR	18	83	4.61
5. Jones, Lazerick-UCLA	SR	18	83	4.61
6. Colvin, Chris-ASU	JR	16	70	4.38
7. Gutierrez, Jorge-CAL	SR	18	77	4.28
8. Wroten, Tony-WASH	FR	18	69	3.83
9. Bright, Aaron-STAN	SO	18	69	3.83
10. Storey, Kareem-UTAH	FR	18	65	3.61

FREE THROW PCT (Min. 2.0 made per game)

	Cl	G	FTM	FTA	Pct
1. Singler, E.J.-ORE	JR	18	59	65	.908
2. Crabbe, Allen-CAL	SO	18	56	65	.862
3. Wilcox, C.J.-WASH	SO	15	36	42	.857
4. Fogg, Kyle-ARIZ	SR	18	67	81	.827
5. Joseph, Devoe-ORE	SR	18	52	63	.825
6. Booker, Askia-COLO	FR	18	46	56	.821
7. Dinwiddie, Spencer-COLO	FR	18	57	70	.814
8. Wear, Travis-UCLA	SO	17	45	56	.804
9. Cobbs, Justin-CAL	SO	18	48	62	.774
10. Bright, Aaron-STAN	SO	18	40	52	.769

STEALS

	Cl	G	Stl	Avg/G
1. Cunningham, Jared-OSU	JR	18	41	2.28
2. Wroten, Tony-WASH	FR	18	39	2.17
3. Lamb, Tyler-UCLA	SO	18	38	2.11
4. Jones, Maurice-USC	SO	18	36	2.00
5. Anderson, Jerime-UCLA	SR	18	36	2.00
6. Jones, Lazerick-UCLA	SR	18	32	1.78
7. Ross, Terrence-WASH	SO	18	28	1.56
8. Starks, Ahmad-OSU	SO	18	26	1.44
9. Gutierrez, Jorge-CAL	SR	18	24	1.33
10. Roberson, André-COLO	SO	18	24	1.33

3-POINT FG PCT (Min. 1.0 made per game)

	Cl	G	3FG	FGA	Pct
1. Lavender, Brendon-ARIZ	SR	18	36	72	.500
2. Joseph, Devoe-ORE	SR	18	44	95	.463
3. Sim, Garrett-ORE	SR	18	42	91	.462
4. Hill, Solomon-ARIZ	JR	18	19	43	.442
5. Lodwick, Abe-WSU	SR	18	28	64	.438
6. Randle, Chasson-STAN	FR	18	46	106	.434
7. Fogg, Kyle-ARIZ	SR	18	40	96	.417
8. Gilling, Jonathan-ASU	FR	18	42	101	.416
9. Cunningham, Jared-OSU	JR	18	33	80	.413
10. Gage, John-STAN	SO	18	19	47	.404

3-POINT FG MADE

	Cl	G	3FG	Avg/G
1. Hines, Chris-UTAH	JR	17	44	2.59
2. Randle, Chasson-STAN	FR	18	46	2.56
3. Joseph, Devoe-ORE	SR	18	44	2.44
4. Gilling, Jonathan-ASU	FR	18	42	2.33
5. Sim, Garrett-ORE	SR	18	42	2.33
6. Crabbe, Allen-CAL	SO	18	41	2.28
7. Fogg, Kyle-ARIZ	SR	18	40	2.22
8. Starks, Ahmad-OSU	SO	18	39	2.17
9. Lavender, Brendon-ARIZ	SR	18	36	2.00
10. Ross, Terrence-WASH	SO	18	34	1.89

BLOCKED SHOTS

	Cl	G	Blk	Avg/G
1. Roberson, André-COLO	SO	18	42	2.33
2. Moreland, Eric-OSU	FR	18	37	2.06
3. Bachynski, Jordan-ASU	SO	18	30	1.67
4. Woods, Tony-ORE	JR	17	28	1.65
5. Washburn, Jason-UTAH	JR	18	29	1.61
6. Stover, Anthony-UCLA	SO	16	25	1.56
7. Huestis, Josh-STAN	SO	18	25	1.39
8. Collier, Devon-OSU	SO	18	20	1.11
9. Kravish, David-CAL	FR	18	20	1.11
10. Wear, Travis-UCLA	SO	17	18	1.06

ASSIST/TURNOVER RATIO (Min. 3.0 assists/game)

	Cl	G	Asst	Avg	Turn	Avg	Ratio
1. Cobbs, Justin-CAL	SO	18	99	5.5	38	2.1	2.61
2. Moore, Reggie-WSU	JR	18	94	5.2	39	2.2	2.41
3. Tomlinson, Nate-COLO	SR	18	54	3.0	24	1.3	2.25
4. Anderson, Jerime-UCLA	SR	18	83	4.6	38	2.1	2.18
5. Gaddy, Abdul-WASH	JR	18	88	4.9	41	2.3	2.15
6. Gutierrez, Jorge-CAL	SR	18	77	4.3	41	2.3	1.88
7. Jones, Lazerick-UCLA	SR	18	83	4.6	51	2.8	1.63
8. Bright, Aaron-STAN	SO	18	69	3.8	46	2.6	1.50
9. Jones, Maurice-USC	SO	18	56	3.1	39	2.2	1.44
10. Colvin, Chris-ASU	JR	16	70	4.4	59	3.7	1.19

MINUTES PLAYED

	Cl	G	Min.	Avg/G
1. Jones, Maurice-USC	SO	18	674	37.44
2. Wesley, Byron-USC	FR	18	649	36.06
3. Joseph, Devoe-ORE	SR	18	647	35.94
4. Cunningham, Jared-OSU	JR	18	643	35.72
5. Crabbe, Allen-CAL	SO	18	638	35.44
6. Jones, Lazerick-UCLA	SR	18	624	34.67
7. Cobbs, Justin-CAL	SO	18	622	34.56
8. Gaddy, Abdul-WASH	JR	18	614	34.11
9. Motum, Brock-WSU	JR	18	612	34.00
10. Gutierrez, Jorge-CAL	SR	18	609	33.83

SCORING OFFENSE

	G	W-L	Pts	Avg/G
1. Oregon State	18	7-11	1388	77.1
2. Oregon	18	13-5	1346	74.8
3. California	18	13-5	1291	71.7
4. Washington	18	14-4	1279	71.1
5. UCLA	18	11-7	1252	69.6
6. Arizona	18	12-6	1249	69.4
7. Stanford	18	10-8	1212	67.3
8. Colorado	18	11-7	1211	67.3
9. Washington State	18	7-11	1187	65.9
10. Arizona State	18	6-12	1043	57.9
11. Utah	18	3-15	973	54.1
12. USC	18	1-17	917	50.9

SCORING DEFENSE

	G	Pts	Avg/G
1. USC	18	1127	62.6
2. Arizona	18	1129	62.7
3. UCLA	18	1135	63.1
4. California	18	1141	63.4
5. Colorado	18	1150	63.9
6. Stanford	18	1183	65.7
7. Arizona State	18	1187	65.9
8. Washington	18	1189	66.1
9. Utah	18	1222	67.9
10. Oregon	18	1234	68.6
11. Washington State	18	1244	69.1
12. Oregon State	18	1407	78.2

SCORING MARGIN

	G	OFF	DEF	Margin
1. California	18	71.7	63.4	+8.3
2. Arizona	18	69.4	62.7	+6.7
3. UCLA	18	69.6	63.1	+6.5
4. Oregon	18	74.8	68.6	+6.2
5. Washington	18	71.1	66.1	+5.0
6. Colorado	18	67.3	63.9	+3.4
7. Stanford	18	67.3	65.7	+1.6
8. Oregon State	18	77.1	78.2	-1.1
9. Washington State	18	65.9	69.1	-3.2
10. Arizona State	18	57.9	65.9	-8.0
11. USC	18	50.9	62.6	-11.7
12. Utah	18	54.1	67.9	-13.8

FREE THROW PERCENTAGES

	G	FTM	FTA	Pct
1. California	18	246	327	.752
2. Oregon	18	250	344	.727
3. Washington State	18	271	381	.711
4. Colorado	18	273	389	.702
5. Arizona	18	302	441	.685
6. Oregon State	18	305	449	.679
7. Utah	18	172	256	.672
8. UCLA	18	203	307	.661
9. Arizona State	18	200	307	.651
10. Stanford	18	210	330	.636
11. Washington	18	229	373	.614
12. USC	18	134	220	.609

FIELD GOAL PERCENTAGES

	G	FG	FGA	Pct
1. UCLA	18	478	987	.484
2. California	18	488	1008	.484
3. Oregon	18	480	1010	.475
4. Oregon State	18	486	1069	.455
5. Arizona State	18	367	814	.451
6. Washington State	18	403	898	.449
7. Colorado	18	419	952	.440
8. Arizona	18	408	929	.439
9. Washington	18	477	1092	.437
10. Stanford	18	438	1040	.421
11. Utah	18	349	879	.397
12. USC	18	357	961	.371

FIELD GOAL PCT DEFENSE

	G	FG	FGA	Pct
1. Arizona	18	412	1010	.408
2. Colorado	18	409	995	.411
3. Washington	18	425	1007	.422
4. California	18	422	994	.425
5. Stanford	18	407	953	.427
6. UCLA	18	400	933	.429
7. Arizona State	18	415	919	.452
8. Oregon	18	456	1000	.456
9. Washington State	18	437	946	.462
10. USC	18	423	903	.468
11. UTAH	18	446	946	.471
12. Oregon State	18	498	1033	.482

3-POINT FIELD GOAL PERCENTAGES

	G	FG	FGA	Pct
1. UCLA	18	93	225	.413
2. Oregon	18	136	343	.397
3. Arizona	18	131	341	.384
4. Arizona State	18	109	294	.371
5. Stanford	18	126	353	.357
6. Washington State	18	110	310	.355
7. Oregon State	18	111	318	.349
8. Colorado	18	100	301	.332
9. California	18	69	217	.318
10. Utah	18	103	327	.315
11. Washington	18	96	310	.310
12. USC	18	69	278	.248

3-POINT FIELD GOAL PCT DEFENSE

	G	FG	FGA	Pct
1. Arizona	18	78	278	.281
2. Washington	18	88	303	.290
3. Colorado	18	107	336	.318
4. Stanford	18	95	287	.331
5. California	18	96	289	.332
6. USC	18	78	227	.344
7. Arizona State	18	115	329	.350
8. Oregon	18	108	302	.358
9. UCLA	18	97	270	.359
10. Washington State	18	147	380	.387
11. Utah	18	121	307	.394
12. Oregon State	18	123	309	.398

REBOUNDING OFFENSE

	G	Reb	Avg/G
1. Washington	18	702	39.0
2. Stanford	18	658	36.6
3. Colorado	18	638	35.4
4. Arizona	18	638	35.4
5. Oregon State	18	613	34.1
6. Oregon	18	606	33.7
7. UCLA	18	601	33.4
8. California	18	596	33.1
9. Washington State	18	561	31.2
10. Arizona State	18	525	29.2
11. Utah	18	508	28.2
12. USC	18	452	25.1

REBOUNDING DEFENSE

	G	Reb	Avg/G
1. Arizona State	18	520	28.9
2. UCLA	18	541	30.1
3. Oregon	18	550	30.6
4. Washington State	18	553	30.7
5. California	18	561	31.2
6. Stanford	18	587	32.6
7. Colorado	18	600	33.3
8. Arizona	18	600	33.3
9. Washington	18	617	34.3
10. Utah	18	631	35.1
11. Oregon State	18	636	35.3
12. USC	18	702	39.0

REBOUNDING MARGIN

	G	TEAM	OPP	Margin
1. Washington	18	39.0	34.3	+4.7
2. Stanford	18	36.6	32.6	+3.9
3. UCLA	18	33.4	30.1	+3.3
4. Oregon	18	33.7	30.6	+3.1
5. Colorado	18	35.4	33.3	+2.1
6. Arizona	18	35.4	33.3	+2.1
7. California	18	33.1	31.2	+1.9
8. Washington State	18	31.2	30.7	+0.4
9. Arizona State	18	29.2	28.9	+0.3
10. Oregon State	18	34.1	35.3	-1.3
11. Utah	18	28.2	35.1	-6.8
12. USC	18	25.1	39.0	-13.9

BLOCKED SHOTS

	G	Blocks	Avg/G
1. Oregon State	18	77	4.28
2. UCLA	18	71	3.94
3. Stanford	18	68	3.78
4. Colorado	18	67	3.72
5. Arizona State	18	67	3.72
6. Arizona	18	62	3.44
7. Washington	18	57	3.17
8. Oregon	18	56	3.11
9. California	18	52	2.89
10. Utah	18	45	2.50
11. Washington State	18	44	2.44
12. USC	18	32	1.78

ASSISTS

	G	Assists	Avg/G
1. California	18	294	16.33
2. UCLA	18	265	14.72
3. Oregon State	18	258	14.33
4. Arizona	18	251	13.94
5. Oregon	18	251	13.94
6. Washington State	18	235	13.06
7. Arizona State	18	222	12.33
8. Washington	18	222	12.33
9. Stanford	18	213	11.83
10. Colorado	18	203	11.28
11. Utah	18	180	10.00
12. USC	18	172	9.56

STEALS

	G	Steals	Avg/G
1. Oregon State	18	154	8.56
2. UCLA	18	143	7.94
3. Washington	18	121	6.72
4. Colorado	18	108	6.00
5. Oregon	18	106	5.89
6. USC	18	106	5.89
7. Arizona State	18	101	5.61
8. Arizona	18	100	5.56
9. Utah	18	99	5.50
10. California	18	89	4.94
11. Stanford	18	85	4.72
12. Washington State	18	77	4.28

TURNOVER MARGIN

	G	TEAM	OPP	Margin
1. USC	18	9.3	14.6	+5.22
2. California	18	11.7	13.6	+1.89
3. Oregon State	18	13.4	15.2	+1.78
4. UCLA	18	12.4	13.7	+1.22
5. Washington	18	12.5	13.4	+0.94
6. Oregon	18	13.2	13.1	-0.17
7. Colorado	18	12.7	12.3	-0.33
8. Arizona	18	12.5	11.9	-0.56
9. Stanford	18	13.8	12.8	-1.00
10. Washington State	18	12.7	11.5	-1.22
11. Utah	18	14.1	11.4	-2.67
12. Arizona State	18	16.4	11.3	-5.11

ASSIST/TURNOVER RATIO

	G	Asst/Avg	Turn/Avg	Ratio
1. California	18	16.3	11.7	1.39
2. UCLA	18	14.7	12.4	1.18
3. Arizona	18	13.9	12.5	1.12
4. Oregon State	18	14.3	13.4	1.07
5. Oregon	18	13.9	13.2	1.05
6. Washington State	18	13.1	12.7	1.03
7. USC	18	9.6	9.3	1.02
8. Washington	18	12.3	12.5	0.99
9. Colorado	18	11.3	12.7	0.89
10. Stanford	18	11.8	13.8	0.86
11. Arizona State	18	12.3	16.4	0.75
12. Utah	18	10.0	14.1	0.71

OFFENSIVE REBOUNDS

	G	No.	Avg/G
1. Washington	18	255	14.17
2. Stanford	18	228	12.67
3. Oregon State	18	212	11.78
4. Oregon	18	206	11.44
5. Arizona	18	190	10.56
6. UCLA	18	181	10.06
7. California	18	174	9.67
8. Colorado	18	171	9.50
9. Washington State	18	160	8.89
10. Arizona State	18	138	7.67
11. USC	18	123	6.83
12. Utah	18	122	6.78

DEFENSIVE REBOUNDS

	G	No.	Avg/G
1. Colorado	18	467	25.94
2. Arizona	18	448	24.89
3. Washington	18	447	24.83
4. Stanford	18	430	23.89
5. California	18	422	23.44
6. UCLA	18	420	23.33
7. Oregon State	18	401	22.28
Washington State	18	401	22.28
9. Oregon	18	400	22.22
10. Arizona State	18	387	21.50
11. Utah	18	386	21.44
12. USC	18	329	18.28

3-POINT FIELD GOALS MADE

	G	3FG	Avg/G
1. Oregon	18	136	7.56
2. Arizona	18	131	7.28
3. Stanford	18	126	7.00
4. Oregon State	18	111	6.17
5. Washington State	18	110	6.11
6. Arizona State	18	109	6.06
7. UTAH	18	103	5.72
8. Colorado	18	100	5.56
9. Washington	18	96	5.33
10. UCLA	18	93	5.17
11. USC	18	69	3.83
California	18	69	3.83



Oregon State's Jared Cunningham (left) and Washington's Tony Wroten (right) were 1-2 in the Pac-12 in steals with 2.5 spg and 1.9 spg, respectively. Both were NBA first round draft picks.

TEAM GAME HIGHS

Points

108 Oregon vs Iowa (3/18/12)
103 Stanford at Oregon state (1/7/12)

Field goals made

40 Oregon State vs Portland State (12/18/11)
39 Oregon State vs Texas Christian (3/19/12)

Field goals attempts

92 Stanford at Oregon State (1/7/12)
79 Oregon State at Stanford (1/7/12)

Field goal percentage

.694 (34-49) Oregon at Washington State (12/29/11)
.674 (31-46) Washington State vs Santa Clara (12/11/11)

3-Pt FG made

15 Arizona vs Washington State (1/26/12)
15 Oregon vs Utah (3/3/12)

3-Pt FG attempts

33 Stanford at Washington State (1/19/12)
33 Oregon vs Utah (3/3/12)

3-Pt percentage

.692 (9-13) UCLA vs Colorado (1/28/12)
.688 (11-16) UCLA vs Washington State (3/1/12)

Free throws made

37 Washington vs Seattle (1/10/12)
31 Arizona vs Ball State (11/13/11)
31 Oregon State vs Texas (11/19/11)
31 Arizona vs UCLA (3/8/12)

Free throw attempts

59 Washington vs Seattle (1/10/12)
44 Oregon vs Eastern Washington (11/17/11)

Free throw percentage

1.000 (11-11) Utah at Arizona State (2/9/12)
1.000 (11-11) Oregon at California (2/16/12)

Rebounds

54 Stanford at Oregon State (1/7/12)
54 Oregon State vs Stanford (1/7/12)
54 Stanford vs UMass (3/27/12)

Assists

28 California vs UCLA (12/31/11)
27 Oregon State vs Portland State (12/18/11)

Steals

19 Oregon State vs CSU Bakersfield (11/12/11)
16 Oregon State at Utah (2/4/12)
15 UCLA vs Stanford (2/9/12)
15 Oregon State vs Vanderbilt (11/21/11)
15 Oregon State vs Illinois-Chicago (12/13/11)

Blocked Shots

12 UCLA vs Chaminade (11/21/11)
11 Oregon State vs Stanford (1/7/12)
11 UCLA vs Stanford (2/9/12)

Turnovers

26 Oregon state at Chicago State (12/21/11)
24 Stanford at Syracuse (11/25/11)

Fouls

30 Stanford at Oregon State (1/7/12)
29 Washington vs Duke (12/10/11)

INDIVIDUAL PLAYER GAME HIGHS

Points

37 Cunningham, Jared (Oregon State) vs Texas (11/19/11)
35 Cunningham, Jared (Oregon State) vs Hofstra (11/16/11)
34 Motum, Brock (Washington State) at Arizona State (01/28/12)

Field goals made

13 Motum, Brock (Washington State) at Arizona State (01/28/12)
13 Cobbs, Justin (California) vs Oregon (02/16/12)

Field goal attempts

23 Jones, Maurice (USC) at Oregon (01/19/12)
22 Wroten, Tony (Washington) vs Arizona (02/18/12)
22 Jones, Maurice (USC) vs Nebraska (11/14/11)

Field goal percentage

1.000 (8-8) Owens, Josh (Stanford) at Washington State (01/19/12)
.900 (9-10) Hill, Solomon (Arizona) vs Washington (01/28/12)
.900 (9-10) Singler, E.J. (Oregon) vs Iowa (03-18-12)
.900 (9-10) Collier, Devon (Oregon State) vs Texas Christian (3/19/12)

3-Pt FG made

7 Jones, Maurice (USC) vs South Carolina (11/26/11)
6 13 times; Last: Bright, Aaron (Stanford) vs Illinois State (3/19/12)

3-Pt FG attempts

14 Ross, Terrence (Washington) vs Northwestern (03/16/12)
13 Starks, Ahmad (Oregon State) vs Washington State (02/09/12)

3-Pt percentage

1.000 (7-7) Jones, Maurice (USC) vs South Carolina (11/26/11)
.857 (6-7) Creekmur, Chanse (Arizona State) vs Oregon State (01/14/12)
.857 (6-7) Randle, Chasson (Stanford) vs Oregon State (2/16/12)
.857 (6-7) Loyd, Johnathan (Oregon) vs UTEP (11/29/11)
.857 (6-7) Bright, Aaron (Stanford) vs Illinois State (3/19/12)

Free throws made

20 Cunningham, Jared (Oregon State) vs Texas (11/19/11)
16 Singler, E.J. (Oregon) vs UCLA (01/21/12)

Free throw attempts

23 Cunningham, Jared (Oregon State) vs Texas (11/19/11)
18 Wroten, Tony (Washington) vs Seattle (01/10/12)
18 Motum, Brock (Washington State) vs Arizona (02/16/12)

Free throw percentage (Min. 10 attempts)

1.000 (13-13) Aden, Faisal (Washington State) vs Stanford (01/19/12)
1.000 (10-10) Motum, Brock (Washington State) at Arizona (01/26/12)

Rebounds

18 Kravish, David (California) at USC (02/09/12)
17 Roberson, André (Colorado) vs Utah (12/31/11)

Assists

13 Cobbs, Justin (California) vs Oregon State (02/18/12)
12 Gaddy, Abdul (Washington) at UCLA (03/03/12)

Steals

7 Wroten, Tony (Washington) at Colorado (01/05/12)
7 Cunningham, Jared (Oregon State) vs Vanderbilt (11/21/11)

Blocked shots

8 Washburn, Jason (Utah) vs Oregon State (02/04/12)
7 Roberson, André (Colorado) vs Oregon (02/04/12)

Turnovers

9 Storey, Kareem (Utah) vs Oregon State (02/04/12)
9 Moore, Reggie (Washington State) vs Eastern Washington (12/03/11)

NCAA TOURNAMENT

First Round

Wednesday, March 14
South Florida 65, CALIFORNIA 54 (Dayton, Ohio)

Second Round

Thursday, March 15
COLORADO 68, #23 UNLV 64 (Albuquerque, N.M.)
Saturday, March 17
#9 Baylor 80, COLORADO 63 (Albuquerque, N.M.)

NIT

First Round

Tuesday, March 13
OREGON 96, Louisiana State 76 (Eugene, Ore.)
STANFORD 76, Cleveland State 65 (Stanford, Calif.)
WASHINGTON 82, Texas-Arlington 72 (Seattle, Wash.)
Wednesday, March 14
Bucknell 65, ARIZONA 54 (Tucson, Ariz.)

Second Round

Friday, March 16
WASHINGTON 76, Northwestern 55 (Seattle, Wash.)
Sunday, March 18
OREGON 108, Iowa 97 (Eugene, Ore.)
Monday, March 19
STANFORD 92, Illinois State 88 (Stanford, Calif.)

Quarterfinals

Tuesday, March 20
WASHINGTON 90, OREGON 86 (Seattle, Wash.)
WEDNESDAY, March 21
STANFORD 84, Nevada 56 (Stanford, Calif.)

Semifinals

Wednesday, March 28
STANFORD 74, Massachusetts 64 (New York, N.Y.)
Minnesota 68, WASHINGTON 67 (OT) (Seattle, Wash.)

Championship

Friday, March 30
STANFORD 75, Minnesota 51 (New York, N.Y.)

CBI

First Round

Tuesday, March 13
WASHINGTON STATE 89, San Francisco 75 (San Francisco, Calif.)
Wednesday, March 14
OREGON STATE 80, Western Illinois 59 (Corvallis, Ore.)

Quarterfinals

Monday, March 19
OREGON STATE 101, TCU 81 (Corvallis, Ore.)
WASHINGTON STATE 61, Wyoming 41 (Pullman, Wash.)

Semifinals

Wednesday, March 21
WASHINGTON STATE 72, OREGON STATE 55 (Corvallis, Ore.)

Championship Series

Monday, March 26
WASHINGTON STATE 67, Pittsburgh 66 (Pullman, Wash.)
Wednesday, March 28
Pittsburgh 57, WASHINGTON STATE 53 (Pittsburgh, Pa.)
Friday, March 30
Pittsburgh 71, WASHINGTON STATE 65 (Pittsburgh, Pa.)



Stanford Cardinal - 2012 NIT Champions



► MGM Grand, Las Vegas, Nevada
Host site of the 2013 Pac-12 Men's Basketball
Tournament.

PAC-12 CONFERENCE // PAC-12 TOURNAMENT

PAC12
CONFERENCE

2013 PAC-12 TOURNAMENT



The 2012-13 Pac-12 Tournament shifts venues this year. After 11 years of playing the league's postseason tournament in Los Angeles at The STAPLES Center, the Pac-12 Conference will crown its postseason champion in Las Vegas at the MGM Grand Garden Arena. The Tournament will get underway on Wednesday, March 13 and conclude with the championship game on Saturday, March 16.

The Pac-12 Networks will broadcast all four men's games on Wednesday, three of the four men's quarterfinals on Thursday, and one semifinal on Friday. Meanwhile, one quarterfinal will be aired on ESPNU, one semifinal on either ESPN or ESPN2, and the championship game will be broadcast by ESPN.

The Conference previously held a 10-team postseason tournament from 1987-90. On October 23, 2000, the Conference CEO Group/Council voted to reinstate a men's basketball tournament following the 2002 season.

The original Pac-10 Tournament was inaugurated following the 1986-87 season at UCLA's Pauley Pavilion where the host UCLA Bruins captured the first Pac-10 postseason title. Subsequent Tournaments were held at Arizona's McKale Center (1988), the Great Western Forum in Los Angeles (1989), and Arizona State's University Activity Center (1990).

Arizona's Sean Elliott was tabbed the Most Outstanding Player in 1988 and again in 1989 as he led the Wildcats to a pair of Conference crowns. Arizona captured its third Pac-10 crown following the 1990 season, which happened to mark the end of the first run of the Pac-10 Tournament. The Wildcats made it four in a row with the return of the Pac-10 Tournament in 2002. However, the streak ended there as Oregon captured the tournament crown in 2003.

In 2004, Stanford nearly ran the table in the regular season, finishing league play with a 17-1 record. It's only loss came at Washington in the last game of the season. However, the Cardinal retaliated with a 77-66 victory over Washington in the championship game to capture the school's first-ever postseason conference crown. In 2005, it was Washington's turn. For the fourth consecutive year, a different school cut down the nets on Saturday as the Huskies claimed their first Tournament crown with a 81-72 victory over Arizona.

The UCLA Bruins were the fifth different team over five seasons to capture the Tournament title with their 71-52 victory over California in the 2006 championship game. What was different about the 2006 Pacific Life Tournament? It was the first time since the Pac-10 resurrected the league tournament that all 10 teams participated. In the previous four tournaments, only the top eight teams qualified for the Pac-10 Tournament.

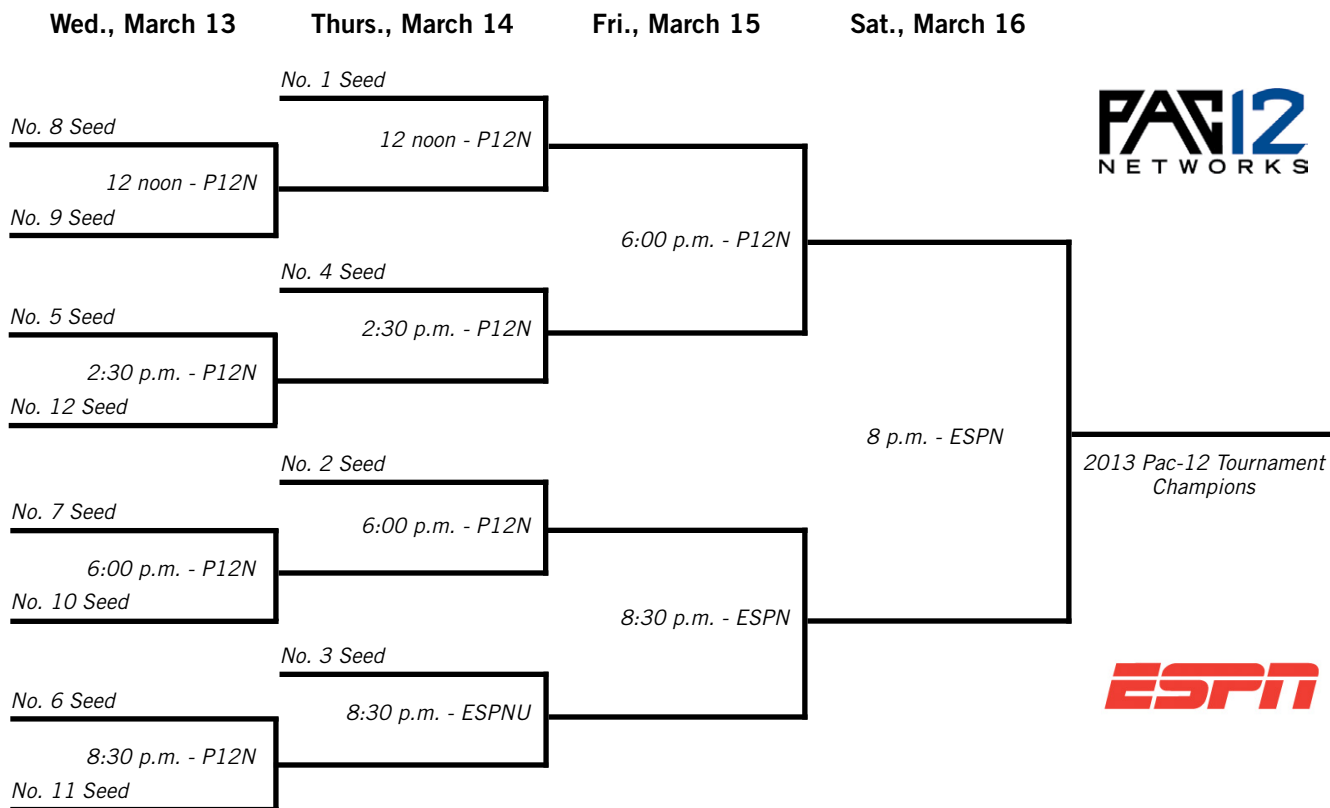
Oregon returned to the award stand in 2007 with its 81-57 victory over USC in the championship game. A record 84,477 fans attended the four-day Tournament. UCLA returned to the victory stand in 2008 with its 67-64 win over Stanford, catapulting the Bruins to their third consecutive NCAA Final Four appearance.

In 2009, USC became the lowest seeded team to win the Pac-10 Tournament. The Trojans entered tournament play as the No. 6 seed, then proceeded to knock off No. 3 California and No. 2 UCLA to reach the championship game. It was the fourth time USC played in the championship game, but this time it came out victorious with a 66-63 win over No. 4 Arizona State to win the Pac-10 Tournament crown.

Washington raised the championship hardware for the second time, with a 79-75 win over California in the 2010 Tournament, then successfully defended its crown with a thrilling 77-75 overtime victory over Arizona in 2011 as Husky guard Isaiah Thomas nailed the game-winner at the buzzer. Thomas earned his second Tournament Most Outstanding Player honors, joining former Arizona All-American Sean Elliott as the only two-time recipients of the award.

In 2012, the league's postseason tournament grew from nine to 11 games with the addition of expansion members Colorado and Utah. And it was the Colorado Buffaloes who ran the table, becoming the first team in the league's postseason history to win four games in four days to capture the 2012 Pac-12 Tournament title. Carlon Brown, the Pac-12 Tournament's Most Outstanding Player, led the Buffaloes with 15.8 points and 4.8 rebounds as Colorado earned the Pac-12's automatic berth in the NCAA Tournament.

2013 PAC-12 TOURNAMENT BRACKET



PAC-12 TOURNAMENT STRUCTURE-SEEDING AND TIE-BREAKING PROCEDURES

Seeding: The seedings and pairings shall be determined upon completion of regular season play on Saturday, March 9. The won-lost percentage record of the teams in regular season Conference play will determine tournament seedings. The team with the best won-lost percentage in Conference play will be seeded #1, the next best won-lost percentage in Conference play will be seeded #2, and so forth through all the seeds.

Tie-Breakers: Tie breaking procedures for determining all tournament seeding will be:

1. Two-team tie

- a. Results of head-to-head competition during the regular season.
- b. Each team's record vs. the team occupying the highest position in the final regular standings, and then continuing down through the standings until one team gains an advantage.

When arriving at another group of tied teams while comparing records, use each team's record against the collective tied teams as a group (prior to that group's own tie-breaking procedure), rather than the performance against individual tied teams.

- c. Won-lost percentage against all Division I opponents.
- d. Coin toss conducted by the Commissioner or designee.

2. Multiple-team tie

- a. Results of collective head-to-head competition during the regular season among the tied teams.
- b. If more than two teams are still tied, each of the tied team's record vs. the team occupying the highest position in the final regular season stand-ings, and then continuing down through the standings until one team gains an advantage.

When arriving at another group of tied teams while comparing records, use each team's record against the collective tied teams as a group (prior to that group's own tie-breaking procedure), rather than the performance against individual tied teams.

If at any point the multiple-team tie is reduced to two teams, the two-team tie-breaking procedure will be applied.

- c. Won-lost percentage against all Division I opponents.
- d. Coin toss conducted by the Commissioner or designee.

PAC-12 TOURNAMENT SUMMARY

1987 PAC-10 TOURNAMENT
Pauley Pavilion
Los Angeles

Session 1 - Thur., March 5
Game 1: (8) ASU 76, (9) WSU 60
Game 2: (7) ORE 51, (10) USC 49
Attendance: 4,851

Session 2 - Fri., March 6
Game 3: (4) CAL 64, (5) OSU 57
Game 4: (1) UCLA 99, ASU 83
Attendance: 8,918

Session 3 - Fri., March 6
Game 5: (3) WASH 86, (6) STAN 71
Game 6: ORE 72, (2) ARIZ 63
Attendance: 5,424

Session 4 - Sat., March 7
Game 7: UCLA 75, CAL 68
Game 8: WASH 70, ORE 56
Attendance: 9,352

Session 5 - Sun., March 8
Game 9: UCLA 76, WASH 64
Attendance: 9,117

1988 PAC-10 TOURNAMENT
McKale Center
Tucson, Ariz.

Session 1 - Thur., March 10
Game 1: (9) CAL 75, (8) USC 59
Game 2: (10) WASH 96, (7) ASU 82
Attendance: 12,635

Session 2 - Fri., March 11
Game 3: (4) STAN 88, (5) ORE 67
Game 4: (1) ARIZ 88, CAL 64
Attendance: 13,436

Session 3 - Fri., March 11
Game 5: (2) OSU 80, WASH 61
Game 6: (6) WSU 73, (3) UCLA 71
Attendance: 13,061

Session 4 - Sat., March 12
Game 7: ARIZ 97, STAN 83
Game 8: OSU 74, WSU 68, 20T
Attendance: 13,549

Session 5 - Sun., March 13
Game 9: ARIZ 93, OSU 67
Attendance: 13,796

1989 PAC-10 TOURNAMENT
Great Western Forum
Los Angeles

Session 1 - Thur., March 9
Game 1: (8) WSU 78, (9) ORE 56
Game 2: (10) USC 94, (7) ASU 82
Attendance: 4,830

Session 2 - Fri., March 10
Game 3: (4) OSU 79, (5) CAL 66
Game 4: (1) ARIZ 62, WSU 54
Attendance: 7,195

Session 3 - Fri., March 10
Game 5: (2) STAN 66, USC 61
Game 6: (3) UCLA 64, (6) WASH 54
Attendance: 9,001

Session 4 - Sat., March 11
Game 7: ARIZ 98, OSU 87
Game 8: STAN 95, UCLA 86
Attendance: 10,565

Session 5 - Sun., March 12
Game 9: ARIZ 73, STAN 51
Attendance: 10,403

1990 PAC-10 TOURNAMENT
University Activity Center
Tempe, Ariz.

Session 1 - Thur., March 8
Game 1: (8) ASU 57, (9) WASH 51
Game 2: (7) USC 85, (10) WSU 68
Attendance: 4,567

Session 2 - Fri., March 9
Game 3: (4) UCLA 94, (5) ORE 76
Game 4: ASU 83, (1) OSU 75
Attendance: 4,380

Session 3 - Fri., March 9
Game 5: (2) ARIZ 80, USC 57
Game 6: (6) STAN 77, (3) CAL 81
Attendance: 8,079

Session 4 - Sat., March 10
Game 7: UCLA 79, ASU 78
Game 8: ARIZ 85, STAN 61
Attendance: 10,989

Session 5 - Sun., March 11
Game 9: ARIZ 94, UCLA 78
Attendance: 8,037

2002 PAC-10 TOURNAMENT

STAPLES Center
Los Angeles

Session 1 - Thur., March 7

Game 1: (1) ORE 86, (8) WASH 64
Game 2: (4) USC 103, (5) STAN 78
Attendance: 12,096

Session 2 - Thur., March 7

Game 3: (2) ARIZ 73, (7) ASU 56
Game 4: (3) CAL 67, (6) UCLA 61
Attendance: 17,839

Session 3 - Fri., March 8

Game 5: USC 89, ORE 78
Game 6: ARIZ 90, CAL 78
Attendance: 18,887

Session 4 - Sat., March 9

Game 7: ARIZ 81, USC 71
Attendance: 18,997

2003 PAC-10 TOURNAMENT

STAPLES Center
Los Angeles

Session 1 - Thur., March 13

Game 1: (8) UCLA 96, (1) ARIZ 89 (OT)
Game 2: (5) ORE 83, (4) ASU 82
Attendance: 14,441

Session 2 - Thur., March 13

Game 3: (7) USC 79, (2) STAN 74
Game 4: (3) CAL 69, (6) OSU 46
Attendance: 15,048

Session 3 - Fri., March 14

Game 5: ORE 75, UCLA 74
Game 6: USC 79, CAL 62
Attendance: 16,689

Session 4 - Sat., March 15

Game 7: ORE 74, USC 66
Attendance: 17,485

2004 PAC-10 TOURNAMENT

STAPLES Center
Los Angeles

Session 1 - Thur., March 11

Game 1: (1) STAN 68, (8) WSU 47
Game 2: (5) ORE 87, (4) CAL 82
Attendance: 13,270

Session 2 - Thur., March 11

Game 3: (2) WASH 91, (7) UCLA 83
Game 4: (3) ARIZ 79, (6) USC 76
Attendance: 14,689

Session 3 - Fri., March 12

Game 5: STAN 70, ORE 63
Game 6: WASH 90, ARIZ 85
Attendance: 15,754

Session 4 - Sat., March 13

Game 7: STAN 77, WASH 66
Attendance: 16,413

2005 PAC-10 TOURNAMENT

STAPLES Center
Los Angeles

Session 1 - Thur., March 10

Game 1: (1) ARIZ 88, (8) CAL 63
Game 2: (5) OSU 79, (4) UCLA 72
Attendance: 14,014

Session 2 - Thur., March 10

Game 3: (2) WASH 95, (7) ASU 90 (OT)
Game 4: (3) STAN 60, (6) WSU 58
Attendance: 14,393

Session 3 - Fri., March 11

Game 5: ARIZ 90, OSU 59
Game 6: WASH 66, STAN 63
Attendance: 15,068

Session 4 - Sat., March 12

Game 7: WASH 81, ARIZ 72
Attendance: 18,672

2006 PAC-10 TOURNAMENT

STAPLES Center
Los Angeles

Session 1 - Wed., March 8

Game 1: (8) OSU 66, (9) ASU 63
Game 2: (7) ORE 66, (10) WSU 55
Attendance: 7,936

Session 2 - Thur., March 9

Game 3: (4) ARIZ 73, (5) STAN 68
Game 4: (1) UCLA 79, OSU 47
Attendance: 15,144

Session 3 - Thur., March 9

Game 5: (3) CAL 82, (6) USC 67
Game 6: (7) ORE 84, (2) WASH 73
Attendance: 15,321

Session 4 - Fri., March 10

Game 7: UCLA 71, ARIZ 59
Game 8: CAL 91, ORE 87 (2OT)
Attendance: 17,856

Session 5 - Sat., March 12

Game 9: UCLA 71, CAL 52
Attendance: 18,544

2007 PAC-10 TOURNAMENT

STAPLES Center
Los Angeles

Session 1 - Wed., March 7

Game 1: (8) CAL 70, (9) OSU 51
Game 2: (7) WASH 59, (10) ASU 51
Attendance: 15,119

Session 2 - Thur., March 8

Game 3: (4) ORE 69, (5) ARIZ 50
Game 4: CAL 76, UCLA 69 (OT)
Attendance: 16,318

Session 3 - Thur., March 8

Game 5: (3) USC 83, (6) STAN 79 (OT)
Game 6: (2) WSU 74, WASH 64
Attendance: 16,585

Session 4 - Fri., March 9

Game 7: ORE 81, CAL 63
Game 8: USC 70, WSU 61
Attendance: 18,196

Session 5 - Sat., March 10

Game 9: ORE 81, USC 57
Attendance: 18,259

2008 PAC-10 TOURNAMENT

STAPLES Center
Los Angeles

Session 1 - Wed., March 12

Game 1: (8) CAL 84, (9) WASH 81
Game 2: (7) ARIZ 87, (10) OSU 56
Attendance: 11,642

Session 2 - Thur., March 13

Game 3: (4) USC 59, (5) ASU 55
Game 4: (1) UCLA 88, CAL 66
Attendance: 17,194

Session 3 - Thur., March 13

Game 5: (3) WSU 75, (6) ORE 70
Game 6: (2) STAN 75, ARIZ 64
Attendance: 16,442

Session 4 - Fri., March 14

Game 7: UCLA 57, USC 54
Game 8: STAN 75, WSU 68
Attendance: 18,997

Session 5 - Sat., March 15

Game 9: UCLA 67, STAN 64
Attendance: 17,534

2009 PAC-10 TOURNAMENT

STAPLES Center
Los Angeles

Session 1 - Wed., March 11

Game 1: (9) STAN 62, (8) OSU 54
Game 2: (7) WSU 62, (10) ORE 40
Attendance: 10,964

Session 2 - Thur., March 12

Game 3: (4) ASU 68, (5) ARIZ 56
Game 4: (1) WASH 85, STAN 73
Attendance: 14,732

Session 3 - Thur., March 12

Game 5: (6) USC 79, (3) CAL 75
Game 6: (2) UCLA 64, WSU 53
Attendance: 16,271

Session 4 - Fri., March 13

Game 7: ASU 75, WASH 65
Game 8: USC 65, UCLA 55
Attendance: 18,497

Session 5 - Sat., March 14

Game 9: USC 66, ASU 63
Attendance: 16,988

2010 PAC-10 TOURNAMENT

STAPLES Center
Los Angeles

Session 1 - Wed., March 10

Game 1: (8) ORE 82, (9) WSU 80 (OT)
Attendance: 6,090

Session 2 - Thur., March 11

Game 2: (5) UCLA 75, (4) ARIZ 69
Game 3: (1) CAL 90, ORE 74
Attendance: 12,125

Session 3 - Thur., March 11

Game 4: (7) STAN 70, (2) ASU 61
Game 5: (3) WASH 59, (6) OSU 52
Attendance: 12,255

Session 4 - Fri., March 12

Game 6: CAL 85, UCLA 72
Game 7: WASH 79, STAN 64
Attendance: 15,971

Session 5 - Sat., March 13

Game 8: WASH 79, CAL 75
Attendance: 15,851

2011 PAC-10 TOURNAMENT

STAPLES Center
Los Angeles

Session 1 - Wed., March 9

Game 1: (9) OSU 69, (8) STAN 67
Game 2: (7) ORE 76, (10) ASU 69
Attendance: 7,814

Session 2 - Thur., March 10

Game 3: (4) USC 70, (5) CAL 56
Game 4: (1) ARIZ 78, (9) OSU 69
Attendance: 10,782

Session 3 - Thur., March 10

Game 5: (7) ORE 76, (2) UCLA 59
Game 6: (3) WASH 89, (6) WSU 87
Attendance: 12,191

Session 4 - Fri., March 11

Game 7: (1) ARIZ 67, (4) USC 62
Game 8: (3) WASH 69, (7) ORE 51
Attendance: 13,190

Session 5 - Sat., March 12

Game 9: (3) WASH 77, (1) ARIZ 75 (OT)
Attendance: 12,074

2012 PAC-12 TOURNAMENT

STAPLES Center
Los Angeles

Session 1 - Wed., March 7

Game 1: (9) OSU 69, (8) WSU 64
Game 2: (5) UCLA 55, (12) USC 40
Attendance: 5,973

Session 2 - Wed., March 7

Game 3: (7) STAN 85, (10) ASU 65
Game 4: (6) COLO 53, (11) UTAH 41
Attendance: 6,747

Session 3 - Thur., March 8

Game 5: (9) OSU 86, (1) WASH 84
Game 6: (4) ARIZ 66, (5) UCLA 58
Attendance: 8,780

Session 4 - Thur., March 8

Game 7: (2) CAL 77, (7) STAN 71
Game 8: (6) COLO 63, (3) ORE 62
Attendance: 9,317

Session 5 - Fri., March 9

Game 9: (4) ARIZ 72, (9) OSU 61
Game 10: (6) COLO 70, (2) CAL 59
Attendance: 11,615

Session 6 - Sat., March 10

Game 11: (6) COLO 53, (4) ARIZ 51
Attendance: 11,197

INDIVIDUAL RECORDS

POINTS

Half: 25 Klay Thompson, Washington State vs. Washington, Mar. 10, 2011 (2nd)
Game: 43 Klay Thompson, Washington State vs. Washington, Mar. 10, 2011
Tournament: 83 Reggie Miller, UCLA, 1987 (3 games)

FIELD GOALS

Game: 15 Reggie Miller, UCLA vs. Arizona State, Mar. 6, 1987 (15-of-20)
 15 Klay Thompson, Washington State vs. Washington, Mar. 10, 2011 (15-of-29)
Tournament: 27 Reggie Miller, UCLA, 1987 (3 games)

FIELD GOAL ATTEMPTS

Game: 29 Klay Thompson, Washington State vs. Washington, Mar. 10, 2011 (15-of-29)
Tournament: 60 Brook Lopez, Stanford, 2008 (25-of-60, 3 games)

FIELD GOAL PERCENTAGE

Game (min 10 made): 1.000 Bryce Taylor, Oregon vs. USC, Mar. 10, 2007 (11-of-11)
Tournament (min 15 made): .791 Isaac Austin, Arizona State, 1988 (19-of-24, 3 games)

THREE-POINT FIELD GOALS

Game: 8 Klay Thompson, Washington State vs. Washington, Mar. 10, 2011 (8-of-14)
Tournament: 14 Chamberlain Oguchi, Oregon, 2006 (14-of-38, 3 games)

THREE-POINT FIELD GOAL ATTEMPTS

Game: 15 Jeremy Green, Stanford vs. Oregon State, Mar. 9, 2011 (7-of-15)
Tournament: 38 Chamberlain Oguchi, Oregon, 2006 (14-of-38, 3 games)

THREE-POINT FIELD GOAL PERCENTAGE

Game (min 3 made): 1.000 Five times. Last, Elston Turner, Washington vs. Stanford, Mar. 12, 2009 (3-of-3)
Tournament (min 5 made): .833 Marcus Williams, Arizona, 2006 (5-of-6, 2 games)

FREE THROWS

Game: 15 Sean Elliott, Arizona vs. Stanford, Mar. 12, 1988 (15-of-16); Jared Cunningham, Oregon State vs. Stanford, Mar. 9, 2011
Tournament: 30 Leon Powe, California, 2006 (30-of-41, 3 games)

FREE THROW ATTEMPTS

Game: 20 Jared Cunningham, Oregon State vs. Stanford, Mar. 9, 2011 (15-of-20)
Tournament: 41 Leon Powe, California, 2006 (30-of-41, 3 games)

FREE THROW PERCENTAGE

Game (min 10 made): 1.000 Jason Gardner, Arizona vs. Arizona State, Mar. 7, 2003 (12-of-12); Eric Knox, Oregon State vs. Washington State, Mar. 12, 1988 2 OT (10-of-10); Adam Keefe, Stanford vs. California, Mar. 9, 1990 (10-of-10)
Tournament (min 15 made): 1.000, Jerome Randle, CAL, 2010 (16-of-16, 3 games)

REBOUNDS

Game: 20 Leon Powe, California vs. USC, Mar. 9, 2006
Offensive, Game: 11 Trevor Wilson, UCLA vs. Arizona, Mar. 11, 1990 (17 total)
Defensive, Game: 15 Leon Powe, California vs. USC, Mar. 9, 2006 (20 total)
Tournament: 41 André Roberson, Colorado, 2012 (4 games); 37 Phil Zevenbergen, Washington, 1987 (3 games)

PERSONAL FOULS

Tournament: 15 Austin Dufault, Colorado, 2012 (4 games); 13 Keith Balderston, Oregon, 1987 (3 games); Sven Meyer, Oregon, 1987 (3 games)

DISQUALIFICATIONS

Tournament: 2 Bryant Walton, California, 1988 (2 games)

ASSISTS

Game: 12 David Girley, Oregon vs. Washington, Mar. 7, 1987; Matt Othick, Arizona vs. UCLA, Mar. 11, 1990; Isaiah Thomas, Washington vs. Oregon, Mar. 11, 2011
Tournament: 30 Isaiah Thomas, Washington, 2011 (3 games)

STEALS

Game: 7 James Harden, Arizona State vs. USC, Mar. 13, 2008
Tournament: 9 Carlton Brown, Colorado, 2012 (4 games); 9 Gary Payton, Oregon State, 1988 (3 games)

BLOCKED SHOTS

Game: 5 Jason Washburn, Utah vs. Colorado, Mar. 7, 2012; Ike Diogu, Arizona State vs. Washington, Mar. 10, 2005
Tournament: 9 Sean Rooks, Arizona, 1990 (3 games)

TURNOVERS


Game: 9 Matt Othick, Arizona vs. USC, Mar. 9, 1990; Luke Ridnour, Oregon vs. Washington, Mar. 7, 2002
Tournament: 15 Jordan Farmar, UCLA, 2006 (3 games)

MINUTES

Game: 50 Earl Martin and Gary Payton, Oregon State vs. Washington State, Mar. 12, 1988 (2 OT)
Tournament: 135 André Roberson, Colorado (4 games); 126 Earl Martin, Oregon State, 1988 (3 games)



Klay Thompson, Washington State



Reggie Miller, UCLA – 1987 Pac-10 Tournament Most Outstanding Player

TEAM RECORDS

POINTS

Most, Game: 103 USC vs. STAN (78), Mar. 7, 2002
Most, Half: 59 ARIZ vs. OSU (21), Mar. 12, 2008 (1st)
Most, Both Teams, Game: 185 ARIZ (98) vs. OSU (87), Mar. 11, 1989; UCLA (96) vs. ARIZ (89), Mar. 13, 2003 (OT); WASH (95), ASU (90), Mar. 10, 2005 (OT)
Fewest, Game: 40 USC vs. UCLA, Mar. 7, 2012; ORE vs. WSU, Mar. 11, 2009
Fewest, Half: 16 WSU vs. OSU (20), Mar. 12, 1988 (2 OT) (1st)
Fewest, Both Teams, Game: 94 COLO (53) vs. UTAH (41), Mar. 7, 2012
Largest Margin, Game: 32 UCLA (79) vs. OSU (47), Mar. 9, 2006
Most, Tournament: 278 ARIZ, 1988 (3 games)
Fewest Allowed, Tournament (min 3 games): 158 UCLA, 2006
Biggest Margin, Tournament: 64 ARIZ, 1988 (278-214, 3 games)

FIELD GOALS

Most, Game: 39 UCLA vs. ASU, Mar. 6, 1987 (39-of-71)
Most, Both Teams, Game: 70 UCLA (39) vs. ASU (31), Mar. 6, 1987; ARIZ (37) vs. OSU (33), Mar. 11, 1989
Most, Tournament: 97 ARIZ, 2005 (97-of-178, 3 games)
Fewest, Game: 13 ORE vs. WSU, Mar. 11, 2009 (13-of-50)
Fewest, Both Teams, Game: 29 COLO (15) vs. UTAH (14), Mar. 7, 2012
Fewest Allowed, Tournament (min 3 games): 79 COLO, 212 (79-of-206, 4 games); 59 UCLA, 2006 (59-of-156, 3 games)

FIELD GOAL ATTEMPTS

Most, Game: 88 ARIZ vs. UCLA, Mar. 13, 2003 (33-of-88) (OT)
Most, Both Teams, Game: 157 UCLA (69) vs. ARIZ (88), Mar. 13, 2003 (OT)
Most, Tournament: 207 UCLA, 1990 (3 games)
Fewest, Game: 28 STAN vs. ARIZ, Mar. 12, 1989 (19-of-28)
Fewest, Both Teams, Game: 73 STAN (28) vs. ARIZ (45), Mar. 12, 1989
Fewest Allowed, Tournament (min 3 games): 146 UCLA, 2008 (67-of-146, 3 games)

FIELD GOAL PERCENTAGE

Highest, Game: .683 CAL vs. USC, Mar. 10, 1988 (28-of-41)
Highest, Both Teams, Game: .589 ARIZ (24-of-45) vs. STAN (19-of-28), Mar. 12, 1989
Highest, Tournament (3 games): .587 STAN, 1989 (74-of-126, 3 games) (2 games): .563 WSU, 1988 (49-of-87)
Lowest, Game: .260 ORE vs. WSU, Mar. 11, 2009 (13-of-50)
Lowest, Both Teams, Game: .315 UCLA (19-of-56) vs. USC (15-of-52), Mar. 7, 2012
Lowest Allowed, Tournament (3 games): .329 ARIZ, 1990 (68-of-207, 3 games)

THREE-POINT FIELD GOALS

Most, Game: 14 ORE vs. USC, Mar. 10, 2007; UCLA vs. CAL, Mar. 13, 2008
Most, Both Teams, Game: 21 ORE (14) vs. USC (7), Mar. 10, 2007; WSU (11) vs. WASH (10), Mar. 10, 2011
Most, Tournament: 34 ORE, 2007 (34-of-65, 3 games), 2007
Fewest, Game: 0, Six times. Last, WSU vs. ORE, Mar. 11, 2009 (0-of-6)
Fewest, Both Teams, Game: 0 ORE vs. USC, Mar. 5, 1987
Fewest Allowed, Tournament (min 3 games): 6 WASH, 1987 (6-of-18, 3 games)

THREE-POINT FIELD GOAL ATTEMPTS

Most, Game: 36 ARIZ vs. UCLA, Mar. 13, 2003
Most, Both Teams, Game: 51 ARIZ (36) vs. UCLA (15), Mar. 13, 2003; WSU (23) vs. WASH (28), Mar. 10, 2011
Most, Tournament: 79 ORE, 2006 (28-of-79, 3 games)
Fewest, Game: 1 WASH vs. ASU, Mar. 8, 1990 (0-of-1)
Fewest, Both Teams, Game: 8 CAL (4) vs. OSU (4), Mar. 6, 1987
Fewest Allowed, Tournament (min 3 games): 18 WASH, 1987 (6-of-18, 3 games)

THREE-POINT FIELD GOAL PERCENTAGE

Highest, Game: .800 STAN vs. UCLA, Mar. 11, 1989 (4-of-5)
Highest, Both Teams, Game: .536 UCLA (7-of-12) vs. ASU (8-of-16), Mar. 10, 1990
Highest, Tournament (3 games): .538 ARIZ, 1988 (21-of-39); STAN, 1989 (7-of-13) (2 games): .548 WSU, 2008 (17-of-31)
Lowest, Game: .000 ORE vs. WSU, Mar. 9, 1989 (0-of-11); WASH vs. ASU, Mar. 8, 1990 (0-of-1); WSU vs. ORE, Mar. 11, 2009 (0-of-6)
Lowest, Both Teams, Game: .000 ORE (0-of-4) vs. USC (0-of-6), Mar. 5, 1987 (0-of-10)
Lowest Allowed, Tournament (min 3 games): .190 ORE, 1987 (8-of-42, 3 games)

FREE THROWS

Most, Game: 33 CAL vs. ORE, Mar. 10, 2006 (2 OT) (33-of-43)
Most, Both Teams, Game: 53 WASH (29) vs. ASU (24), Mar. 10, 2005
Most, Tournament: 81 ARIZ, 1988 (81-of-103, 3 games)
Fewest, Game: 1 ORE vs. ASU, Mar. 9, 2011 (1-of-3)
Fewest, Both Teams, Game: 11 OSU (6) vs. CAL (5), Mar. 13, 2003; ORE (6) vs. ARIZ (5), Mar. 8, 2007; ORE (7) vs. USC (4), Mar. 10, 2007
Fewest Allowed, Tournament (min 3 games): 22 ARIZ, 2002 (22-of-39, 3 games)

FREE THROW ATTEMPTS

Most, Game: 44 STAN vs. UCLA, Mar. 11, 1989 (25-of-44)
Most, Both Teams, Game: 71 ARIZ (39) vs. STAN (32), Mar. 10, 1990
Most, Tournament: 105 ARIZ, 1990 (79-of-105, 3 games)
Fewest, Game: 3 ORE vs. ASU, Mar. 9, 2011 (1-of-3)
Fewest, Both Teams, Game: 19 ORE (10) vs. ARIZ (9), Mar. 8, 2007; ORE (12) vs. USC (7), Mar. 10, 2007
Fewest Allowed, Tournament (min 3 games): 37 UCLA, 2006 (29-of-37, 3 games)

FREE THROW PERCENTAGE

Highest, Game: 1.000 USC vs. ORE, Mar. 8, 2002 (22-of-22)
Highest, Both Teams, Game: .902 WASH (17-of-18) vs. CAL (20-of-23), Mar. 13, 2010
Highest, Tournament (3 games): .852 CAL, 2010 (52-of-61) (2 games): .871 ARIZ, 2010 (27-of-31)
Lowest, Game: .167 ASU (2-of-12) vs. ARIZ, Mar. 7, 2002
Lowest, Both Teams, Game: .492 OSU (17-of-32) vs. WASH (12-of-27), Mar. 8, 2012
Lowest Allowed, Tournament (min 3 games): .564 ARIZ, 2002 (22-of-39, 3 games)

REBOUNDS

Most, Game: 56 ARIZ vs. USC, Mar. 9, 1990
Most, Both Teams, Game: 94 UCLA (49) vs. ORE (45), Mar. 9, 1990
Most, Tournament: 149 ARIZ, 1990 (3 games)
Fewest, Game: 15 USC vs. CAL, Mar. 9, 2006
Fewest, Both Teams, Game: 38 STAN (15) vs. ARIZ (23), Mar. 12, 1989
Largest Margin, Game: 25 CAL (40) vs. USC (15), Mar. 9, 2006
Largest Margin, Tournament: 31 WASH, 1987 (116-85, 3 games)
Fewest Allowed, Tournament (min 3 games): 76 CAL, 2006 (3 games)

ASSISTS

Most, Game: 23 ARIZ vs. OSU, Mar. 11, 1989
Most, Both Teams, Game: 42 ARIZ (22) vs. OSU (20), Mar. 13, 1988
Most, Tournament: 56 ARIZ, 1990 (3 games)
Fewest, Game: 3 ORE vs. WSU, Mar. 9, 1989; OSU vs. ARIZ, Mar. 12, 2008; ORE vs. WSU, Mar. 11, 2009
Fewest, Both Teams, Game: 12 COLO (6) vs. ARIZ (6), Mar. 10, 2012
Fewest Allowed, Tournament (min 3 games): 16 UCLA, 2006 (3 games)

STEALS

Most, Game: 14 USC vs. CAL, Mar. 14, 2003; ASU vs. USC, Mar. 13, 2008; UCLA vs. USC, Mar. 13, 2009
Most, Both Teams, Game: 24 UCLA (14) vs. USC (10), Mar. 13, 2009
Most, Tournament: 31 COLO, 2012 (4 games); 30 ORE, 2003 (3 games); ORE, 2011 (3 games)
Fewest, Game: 1 CAL vs. UCLA, Mar. 7, 1987; USC vs. CAL, Mar. 12, 2009
Fewest, Both Teams, Game: 4 USC (3) vs. ARIZ (1), Mar. 9, 2002
Fewest Allowed, Tournament (min 3 games): 9 ARIZ, 2002 (3 games); USC, 2003 (3 games)

BLOCKED SHOTS

Most, Game: 9 ORE vs. WASH, Mar. 7, 2002
Most, Both Teams, Game: 13 ORE (9) vs. WASH (4), Mar. 7, 2002
Most, Tournament (min 3 games): 19 ARIZ, 1989 (3 games)
Fewest, Game: 0 Many times. Last, STAN vs. CAL, Mar. 8, 2012
Fewest, Both Teams, Game: 0 CAL (0) vs. USC (0), Mar. 10, 1988
Fewest Allowed, Tournament (min 3 games): 1 ARIZ, 1988 (3 games)

PERSONAL FOULS

Most, Game: 42 ORE vs. UCLA, Mar. 9, 1990
Most, Both Teams, Game: 68 ORE (42) vs. UCLA (26), Mar. 9, 1990
Fewest, Game: 8 STAN vs. WSU, Mar. 11, 2005
Fewest, Both Teams, Game: 20 ARIZ (10) vs. CAL (10), Mar. 10, 2005
Most, Tournament: 62 COLO, 2012 (4 games); ORE, 2003 (3 games)
Fewest, Tournament (min 3 games): 43 ARIZ, 2005; UCLA, 2008

DISQUALIFICATIONS

Most, Game: 4 CAL vs. ARIZ, Mar. 11, 1988; UCLA vs. STAN, Mar. 11, 1989
Most, Both Teams, Game: 5 ORE (2) vs. ARIZ (3), Mar. 6, 1987; WASH (2) vs. ASU (3), Mar. 10, 2005
Most, Tournament: 5 CAL, 1988 (2 games)

POINTS

- 43 Klay Thompson, WSU vs. WASH, Mar. 10, 2011
- 41 Leon Powe, CAL vs. ORE, Mar. 10, 2006 (2 OT)
- 39 Reggie Miller, UCLA vs. ASU, Mar. 6, 1987
- 37 Salim Stoudamire, ARIZ vs. WASH, Mar. 12, 2005
- 32 Sean Elliott, ARIZ vs. STAN, Mar. 12, 1988
- Bryce Taylor, ORE vs. USC, Mar. 10, 2007
- Tajuan Porter, ORE vs. WSU, Mar. 10, 2010
- 31 Chris Moore, USC vs. ASU, Mar. 9, 1989
- Gary Payton, OSU vs. ASU, Mar. 9, 1990
- 30 Todd Anderson, WSU vs. UCLA, Mar. 11, 1988
- Hassan Adams, ARIZ vs. WASH, Mar. 12, 2004
- Brandon Roy, WASH vs. ORE, Mar. 9, 2006
- Brook Lopez, STAN vs. WSU, Mar. 14, 2008
- Chasson Randle, STAN vs. ASU, Mar. 7, 2012

FIELD GOALS

- 15 Klay Thompson, WSU vs. WASH, Mar. 10, 2011 (15-of-29)
- Reggie Miller, UCLA vs. ASU, Mar. 6, 1987 (15-of-20)
- 14 Leon Powe, CAL vs. ORE, Mar. 10, 2006 (14-of-17, 2 OT)
- 13 Trevor Wilson, UCLA vs. ARIZ, Mar. 11, 1990 (13-of-27)
- 12 Earl Martin, OSU vs. WASH, Mar. 11, 1988 (12-of-16)
- Todd Anderson, WSU vs. UCLA, Mar. 11, 1988 (12-of-15)
- Gary Payton, OSU vs. ASU, Mar. 9, 1990 (12-of-24)
- Hassan Adams, ARIZ vs. WASH, Mar. 9, 2004 (12-of-19)
- Tajuan Porter, ORE vs. WSU, Mar. 10, 2010 (12-of-28)

FIELD GOAL ATTEMPTS

- 29 Klay Thompson, WSU vs. WASH, Mar. 10, 2011 (15-of-29)
- 28 Anthony Pendleton, USC vs. STAN, Mar. 10, 1989 (8-of-28)
- Tajuan Porter, ORE vs. WSU, Mar. 10, 2010 (12-of-28)
- 27 Trevor Wilson, UCLA vs. ARIZ, Mar. 11, 1990 (13-of-27)
- 24 Gary Payton, OSU vs. ASU, Mar. 9, 1990 (12-of-24)
- Brook Lopez, STAN vs. ARIZ, Mar. 13, 2008 (9-of-24)

FIELD GOAL PERCENTAGE (min 7 made)

- 1.000 Bryce Taylor, ORE vs. USC, Mar. 10, 2007 (11-of-11)
- 1.000 Jordan Hill, ARIZ vs. OSU, Mar. 12, 2008 (7-of-7)
- .917 Anthony Cook, ARIZ vs. OSU, Mar. 11, 1989 (11-of-12)
- .909 Channing Frye, ARIZ vs. CAL, Mar. 10, 2005 (10-of-11)
- .900 Salim Stoudamire, ARIZ vs. USC, Mar. 9, 2002 (9-of-10)

THREE-POINT FIELD GOALS

- 8 Klay Thompson, WSU vs. WASH, Mar. 10, 2011 (8-of-14)
- 7 Jeremy Green, STAN vs. OSU, Mar. 9, 2011 (7-of-15)
- Salim Stoudamire, ARIZ vs. WASH, Mar. 12, 2005 (7-of-13)
- Bryce Taylor, ORE vs. USC, Mar. 10, 2007 (7-of-7)
- 6 10 times. Last, Chasson Randle, STAN vs. ASU, Mar. 7, 2012 (6-of-8)

THREE-POINT FIELD GOAL ATTEMPTS

- 15 Jeremy Green, STAN vs. OSU, Mar. 9, 2011
- 14 Klay Thompson, WSU vs. WASH, Mar. 10, 2011 (8-of-14)
- Anthony Pendleton, USC vs. STAN, Mar. 10, 1989 (6-of-14)
- Mike Redhair, ASU vs. WASH, Mar. 8, 1990 (5-of-14)
- Chamberlain Oguchi, ORE vs. WASH, Mar. 9, 2006 (6-of-14)
- Derek Low, WSU vs. USC, Mar. 9, 2007 (5-of-14)
- 13 Kevin Kruger, ASU vs. WASH, Mar. 10, 2005 (5-of-13)
- Salim Stoudamire, ARIZ vs. WASH, Mar. 12, 2005 (7-of-13)

THREE-POINT FIELD GOAL PERCENTAGE (min 3 made)

- 1.000 Bryce Taylor, ORE vs. USC, Mar. 10, 2007 (7-of-7)
- Luke Ridnour, ORE vs. UCLA, Mar. 14, 2003 (4-of-4)
- Greg Hill, WASH vs. STAN, Mar. 6, 1987 (3-of-3)
- Matt Muehlebach, ARIZ vs. UCLA, Mar. 11, 1990 (3-of-3)
- Elston Turner, WASH vs. STAN, Mar. 12, 2009 (3-of-3)

FREE THROWS

- 15 Jared Cunningham, OSU vs. STAN, Mar. 9, 2011 (15-of-20)
- Sean Elliott, ARIZ vs. STAN, Mar. 12, 1988 (15-of-16)
- 13 Reggie Miller, UCLA vs. CAL, Mar. 7, 1987 (13-of-15)
- Leon Powe, CAL vs. ORE, Mar. 10, 2006 (13-of-18)
- 12 Jason Gardner, ARIZ vs. ASU, Mar. 7, 2002 (12-of-12)
- Jesse Perry, ARIZ vs. UCLA, Mar. 8, 2012 (12-of-13)
- Solomon Hill, ARIZ vs. UCLA, Mar. 8, 2012 (12-of-14)

FREE THROW ATTEMPTS

- 20 Jared Cunningham, OSU vs. STAN, Mar. 9, 2011 (15-of-20)
- 18 Leon Powe, CAL vs. ORE, Mar. 10, 2006 (13-of-18)
- 17 Leon Powe, CAL vs. USC, Mar. 9, 2006 (12-of-17)
- 16 Sean Elliott, ARIZ vs. STAN, Mar. 12, 1988 (15-of-16)
- 15 Sean Elliott, ARIZ vs. ORE, Mar. 6, 1987 (10-of-15)
- Reggie Miller, UCLA vs. CAL, Mar. 7, 1987 (13-of-15)
- Tony Wroten, WASH vs. OSU, Mar. 8, 2012 (9-of-15)

FREE THROW PERCENTAGE (min 9 made)

- 1.000 Jason Gardner, ARIZ vs. ASU, Mar. 7, 2002 (12-of-12)
- Eric Knox, OSU vs. WSU, Mar. 12, 1988 (2 OT) (10-of-10)
- Adam Keefe, STAN vs. CAL, Mar. 9, 1990 (10-of-10)
- Tom Tolbert, ARIZ vs. CAL, Mar. 11, 1988 (9-of-9)
- Gabe Pruitt, USC vs. CAL, Mar. 9, 2006 (9-of-9)

REBOUNDS

- 20 Leon Powe, CAL vs. USC, Mar. 9, 2006
- 18 Ike Diogu, ASU vs. ORE, Mar. 13, 2003
- 17 Trevor Wilson, UCLA vs. ARIZ, Mar. 11, 1990
- 16 Alex Stepheson, USC vs. CAL, Mar. 10, 2011
- Ryan Anderson, CAL vs. WASH, Mar. 12, 2008
- Taj Gibson, USC vs. CAL, Mar. 12, 2009
- 15 Ryan Anderson, CAL vs. OSU, Mar. 7, 2007
- Landry Fields, STAN vs. WASH, Mar. 12, 2009
- Eric Boateng, ASU vs. STAN, Mar. 11, 2010

ASSISTS

- 12 Isaiah Thomas, WASH vs. ORE, Mar. 11, 2011
- David Girley, ORE vs. WASH, Mar. 7, 1987
- Matt Othick, ARIZ vs. UCLA, Mar. 11, 1990
- 11 Isaiah Thomas, WASH vs. WSU, Mar. 10, 2011
- Brandon Granville, USC vs. STAN, Mar. 7, 2002
- 10 Pooh Richardson, UCLA vs. WSU, Mar. 11, 1988
- Gary Payton, OSU vs. ARIZ, Mar. 12, 1988
- Reggie Moore, WSU vs. OSU, Mar. 7, 2012

STEALS

- 7 James Harden, ASU vs. USC, Mar. 13, 2008
- 6 Jared Cunningham, OSU vs. ARIZ, Mar. 10, 2011
- Malcolm Armstead, ORE vs. WASH, Mar. 11, 2011
- 5 10 times. Last, Jorge Gutierrez, CAL vs. WASH, Mar. 13, 2010

BLOCKED SHOTS

- 5 Ike Diogu, ASU vs. WASH, Mar. 10, 2005
- Jason Washburn, UTAH vs. COLO, Mar. 7, 2012
- 4 15 times. Last, Tony Woods, ORE vs. COLO, Mar. 8, 2012

POINTS

83	Reggie Miller, UCLA, 1987 (3 games)
80	Leon Powe, CAL, 2006 (3 games)
71	Sean Elliott, ARIZ, 1988 (3 games)
68	Luke Walton, ARIZ, 2002 (3 games)
67	Sean Elliott, ARIZ, 1989 (3 games)
66	Derrick Williams, ARIZ, 2011 (3 games)
	Desmon Farmer, USC, 2003 (3 games)
65	Brook Lopez, STAN, 2008 (3 games)
64	Chris Welp, WASH, 1987 (3 games)
63	Anthony Taylor, ORE, 1987 (3 games)
	Chamberlain Oguchi, ORE, 2006 (3 games)
	DeMar DeRozan, USC, 2009 (3 games)
	Carlton Brown, COLO, 2012 (4 games)

FIELD GOALS

27	Reggie Miller, UCLA, 1987 (27-of-49, 3 games)
26	Luke Walton, ARIZ, 2002 (26-of-54, 3 games)
25	Earl Martin, OSU, 1988 (25-of-40, 3 games)
	Leon Powe, CAL, 2006 (25-of-43, 3 games)
	Brook Lopez, STAN, 2008 (25-of-60, 3 games)
	Carlton Brown, COLO, 2012 (25-of-50, 4 games)

FIELD GOAL ATTEMPTS

60	Brook Lopez, STAN, 2008 (25-of-60, 3 games)
54	Luke Walton, ARIZ, 2002 (26-of-54, 3 games)
51	Anthony Taylor, ORE, 1987 (22-of-51, 3 games)
50	Carlton Brown, COLO, 2012 (25-of-50, 4 games)
49	Reggie Miller, UCLA, 1987 (27-of-49, 3 games)
	Trevor Wilson, UCLA, 1990 (21-of-49, 3 games)
	Desmon Farmer, USC, 2003 (18-of-49, 3 games)
	Chamberlain Oguchi, ORE, 2006 (19-of-49, 3 games)

FIELD GOAL PERCENTAGE (min 15 made)

.791	Isaac Austin, ASU, 1990 (19-of-24, 3 games)
.767	Channing Frye, ARIZ, 2005 (23-of-30, 3 games)
.762	Todd Anderson, WSU, 1988 (16-of-21, 2 games)
.750	Bryce Taylor, ORE, 2007 (18-of-24, 3 games)
.682	Howard Wright, STAN, 1989 (15-of-22, 2 games)

THREE-POINT FIELD GOALS

14	Chamberlain Oguchi, ORE, 2006 (14-of-38, 3 games)
13	Tajuan Porter, ORE, 2007 (13-of-21, 3 games)
11	Alex Austin, ASU, 1990 (11-of-22, 3 games)
	James Davis, ORE, 2003 (11-of-22, 3 games)
	Salim Stoudamire, ARIZ, 2005 (11-of-23, 3 games)
	Gabe Pruitt, USC, 2007 (11-of-22, 3 games)

THREE-POINT FIELD GOAL ATTEMPTS

38	Chamberlain Oguchi, ORE, 2006 (14-of-28, 3 games)
29	Desmon Farmer, USC, 2003 (7-of-29, 3 games)
23	Salim Stoudamire, ARIZ, 2005 (11-of-30, 3 games)
22	Alex Austin, ASU, 1990 (11-of-22, 3 games)
	James Davis, ORE, 2003 (11-of-22, 3 games)
	Luke Ridnour, ORE, 2003 (10-of-22, 3 games)
	Gabe Pruitt, USC, 2007 (11-of-22, 3 games)

THREE-POINT FIELD GOAL PERCENTAGE (min 5 made)

.833	Marcus Williams, ARIZ, 2006 (5-of-6, 2 games)
.800	Bryce Taylor, ORE, 2007 (8-of-10, 3 games)
.750	Steve Kerr, ARIZ, 1988 (9-of-12, 3 games)
.714	Theo Robertson, CAL, 2006 (5-of-7, 3 games)
	Kevin Kruger, ASU, 2006 (5-of-7, 1 game)

FREE THROWS

30	Leon Powe, CAL, 2006 (30-of-41, 3 games)
26	Sean Elliott, ARIZ, 1989 (26-of-27, 3 games)
25	Sean Elliott, ARIZ, 1988 (25-of-29, 3 games)
23	Reggie Miller, UCLA, 1987 (23-of-25, 3 games)
23	Desmon Farmer, USC, 2003 (23-of-29, 3 games)

FREE THROW ATTEMPTS

41	Leon Powe, CAL, 2006 (30-of-41, 3 games)
29	Sean Elliott, ARIZ, 1988 (25-of-29, 3 games)
29	Desmon Farmer, USC, 2003 (23-of-29, 3 games)
28	Jesse Perry, ARIZ, 2012 (22-of-28, 3 games)
27	Jared Cunningham, OSU, 2011 (18-of-27, 2 games)
	Sean Elliott, ARIZ, 1989 (26-of-27, 3 games)
	Adam Keefe, STAN, 1989 (18-of-27, 3 games)
	Jason Gardner, ARIZ, 2002 (22-of-27, 3 games)

FREE THROW PERCENTAGE (min 15 made)

1.000	Jerome Randle, CAL, 2010 (16-of-16, 3 games)
.963	Sean Elliott, ARIZ, 1989 (26-of-27, 3 games)
.920	Reggie Miller, UCLA, 1987 (23-of-25, 3 games)
.889	David Bluthenthal, USC, 2002 (16-of-18, 3 games)
	Anthony Goods, STAN, 2009 (16-of-18, 2 games)

REBOUNDS

41	André Roberson, COLO, 2012 (4 games)
37	Phil Zevenbergen, WASH, 1987 (3 games)
35	Ryan Anderson, CAL, 2007 (3 games)
34	Leon Powe, CAL, 2006 (3 games)
33	Brook Lopez, STAN, 2008 (3 games)
32	Taj Gibson, USC, 2009 (3 games)
31	Jesse Perry, ARIZ, 2012 (3 games)
30	Trevor Wilson, UCLA, 1990 (3 games)
29	Luke Jackson, ORE, 2003 (3 games)
	Taj Gibson, USC, 2007 (3 games)

ASSISTS

30	Isaiah Thomas, WASH, 2011, (3 games)
24	Gary Payton, OSU, 1988 (3 games)
24	Brandon Granville, USC, 2002 (3 games)
24	Luke Ridnour, ORE, 2003 (3 games)
22	Pooh Richardson, UCLA, 1987 (3 games)
21	Matt Othick, ARIZ, 1990 (3 games)

STEALS

11	Malcolm Armstead, ORE, 2011 (3 games)
9	Gary Payton, OSU, 1988 (3 games)
	Carlton Brown, COLO, 2012 (4 games)
8	Jared Cunningham, OSU, 2011 (2 games)
7	Dave Immel, UCLA, 1987 (3 games)
	Ken Lofton, ARIZ, 1988 (3 games)
	Ken Lofton, ARIZ, 1989 (3 games)
	Terry Taylor, STAN, 1989 (3 games)
	Matt Othick, ARIZ, 1990 (3 games)
	Nate Robinson, WASH, 2004 (3 games)
	James Harden, ASU, 2008 (1 game)
	Nic Wise, ARIZ, 2008 (2 games)
	Jared Cunningham, OSU, 2012 (3 games)
	Nate Tomlinson, COLO, 2012 (4 games)
	André Roberson, COLO, 2012 (4 games)

BLOCKED SHOTS

9	Sean Rooks, ARIZ, 1990 (3 games)
	Robin Lopez, STAN, 2008 (3 games)
8	Ed Stokes, ARIZ, 1990 (3 games)
7	Anthony Cook, ARIZ, 1988 (3 games)
	Taj Gibson, USC, 2008 (2 games)
	André Roberson, COLO, 2012 (4 games)

PAC-12 TOURNAMENT CHAMPIONS

1987 UCLA
 1988 ARIZONA
 1989 ARIZONA
 1990 ARIZONA
 2002 ARIZONA
 2003 OREGON
 2004 STANFORD
 2005 WASHINGTON
 2006 UCLA
 2007 OREGON
 2008 UCLA
 2009 USC
 2010 WASHINGTON
 2011 WASHINGTON
 2012 COLORADO

COACHING RECORDS (active coaches are bold)

COACH, TEAM	YRS	1st	2nd	W	L	PCT
Tad Boyle, COLO	1	1	0	4	0	1.000
Walt Hazzard, UCLA	2	1	0	3	1	.750
Lute Olson, ARIZ	10	4	1	16	6	.727
Lorenzo Romar, WASH	9	3	1	13	6	.684
Tim Floyd, USC	4	1	1	6	3	.667
Bill Frieder, ASU	1	0	0	2	1	.667
Ernie Kent, ORE	8	2	0	11	6	.647
Jim Harrick, UCLA	2	0	1	3	2	.600
Sean Miller, ARIZ	3	0	2	4	3	.571
Henry Bibby, USC	3	0	2	4	3	.571
Ben Howland, UCLA	9	2	0	9	7	.563
Dana Altman, ORE	2	0	0	2	2	.500
Mike Montgomery, STAN/CAL	11	1	2	10	10	.500
Ben Braun, CAL	7	0	1	7	7	.500
Ralph Miller, OSU	3	0	1	3	3	.500
Andy Russo, WASH	3	0	1	3	3	.500
Tony Bennett, WSU	3	0	0	3	3	.500
Johnny Dawkins, STAN	4	0	0	3	4	.429
Craig Robinson, OSU	4	0	0	3	4	.429
Trent Johnson, STAN	4	0	1	3	4	.429
Kevin O'Neill, ARIZ/USC	3	0	0	2	3	.400
Kelvin Sampson, WSU	4	0	0	2	3	.400
Lou Campanelli, CAL	4	0	0	2	4	.333
Steve Lavin, UCLA	2	0	0	1	2	.333
Don Monson, ORE	4	0	0	2	4	.333
Steve Patterson, ASU	2	0	0	1	2	.333
George Raveling, USC	4	0	0	2	4	.333
Jay John, OSU	4	0	0	2	4	.333
Herb Sendek, ASU	6	0	1	2	6	.250
Ken Bone, WSU	3	0	0	0	3	.000
Larry Krystkowiak, UTAH	1	0	0	0	1	.000
Russ Pennell, ARIZ	1	0	0	0	1	.000
Kevin Mouton, OSU	1	0	0	0	1	.000
Bob Schermerhorn, ASU	1	0	0	0	1	.000
Len Stevens, WSU	1	0	0	0	1	.000
Jim Anderson, OSU	1	0	0	0	1	.000
Lynn Nance, WASH	1	0	0	0	1	.000
Bob Bender, WASH	1	0	0	0	1	.000
Dick Bennett, WSU	3	0	0	0	3	.000
Rob Evans, ASU	4	0	0	0	4	.000



UCLA's Walt Hazzard receives the inaugural Pac-10 Tournament trophy from Pac-10 Commissioner Tom Hansen

COMPOSITE STANDINGS

TEAM	W	L	PCT	Titles
Colorado	4	0	1.000	1
Arizona	21	11	.656	4
Washington	16	11	.593	3
UCLA	16	12	.571	3
Oregon	15	12	.556	2
USC	13	12	.520	1
Stanford	13	14	.481	1
California	12	15	.444	
Oregon State	8	13	.381	
Washington State	5	13	.278	
Arizona State	5	14	.263	
Utah	0	1	.000	

TEAM vs. TEAM RESULTS

	vs. ARIZ	vs. ASU	vs. CAL	vs. COLO	vs. ORE	vs. OSU	vs. STAN	vs. UCLA	vs. USC	vs. UTAH	vs. WASH	vs. WSU	Total
ARIZ	-	1-1	3-0	0-1	0-2	6-0	4-1	2-3	4-0	-	0-3	1-0	21-11
ASU	1-1	-	-	-	0-2	1-1	0-2	0-2	0-3	-	2-3	1-0	5-14
CAL	0-3	-	-	0-1	2-2	3-1	1-1	3-3	2-3	-	1-1	-	12-15
COLO	1-0	-	-	-	1-0	1-0	-	-	-	1-0	-	-	4-0
ORE	2-0	2-0	2-2	0-1	-	-	0-2	2-1	3-1	-	2-2	2-3	15-12
OSU	0-6	1-1	1-3	-	-	-	1-1	1-1	-	-	2-1	2-0	8-13
STAN	1-4	2-0	1-1	-	2-0	1-1	-	1-1	1-3	-	1-4	3-0	13-14
UCLA	3-2	2-0	3-3	-	1-2	1-1	1-1	-	2-1	-	2-1	1-1	16-12
USC	1-4	2-0	3-2	-	1-3	-	3-1	1-2	-	-	-	2-0	13-12
UTAH	-	-	-	0-1	-	-	-	-	-	-	-	-	0-1
WASH	3-0	3-2	1-1	-	2-2	1-2	4-1	1-2	-	-	-	1-1	16-11
WSU	0-1	0-1	-	-	3-2	0-2	0-3	1-1	0-2	-	1-1	-	5-13

YEAR-BY-YEAR RECORDS (seed)

	ARIZ	ASU	CAL	COLO	ORE	OSU	STAN	UCLA	USC	UTAH	WASH	WSU
1987	0-1 (2)	1-1 (8)	1-1 (4)	N/A	2-1 (7)	0-1 (5)	0-1 (6)	3-0 (1)	0-1 (10)	N/A	2-1 (3)	0-1 (9)
1988	3-0 (1)	0-1 (7)	1-1 (9)	N/A	0-1 (5)	2-1 (2)	1-1 (4)	0-1 (3)	0-1 (8)	N/A	1-1 (10)	1-1 (6)
1989	3-0 (1)	0-1 (7)	0-1 (5)	N/A	0-1 (9)	1-1 (4)	2-1 (2)	1-1 (3)	1-1 (10)	N/A	0-1 (6)	1-1 (8)
1990	3-0 (2)	2-1 (8)	0-1 (3)	N/A	0-1 (5)	0-1 (1)	1-1 (6)	2-1 (4)	1-1 (7)	N/A	0-1 (9)	0-1 (10)
2002	3-0 (2)	0-1 (7)	1-1 (3)	N/A	1-1 (1)	-	0-1 (5)	0-1 (6)	2-1 (4)	N/A	0-1 (8)	-
2003	0-1 (1)	0-1 (4)	1-1 (3)	N/A	3-0 (5)	1-1 (6)	0-1 (2)	1-1 (8)	2-1 (7)	N/A	-	-
2004	1-1 (3)	-	0-1 (4)	N/A	1-1 (5)	-	3-0 (1)	0-1 (7)	0-1 (6)	N/A	2-1 (2)	0-1 (8)
2005	2-1 (1)	0-1 (7)	0-1 (8)	N/A	-	1-1 (5)	1-1 (3)	0-1 (4)	-	N/A	3-0 (2)	0-1 (6)
2006	1-1 (4)	0-1 (8)	2-1 (3)	N/A	2-1 (7)	1-1 (9)	0-1 (5)	3-0 (1)	0-1 (6)	N/A	0-1 (2)	0-1 (10)
2007	0-1 (5)	0-1 (10)	2-1 (8)	N/A	3-0 (4)	0-1 (9)	0-1 (6)	0-1 (1)	2-1 (3)	N/A	1-1 (7)	1-1 (2)
2008	1-1 (7)	0-1 (5)	1-1 (9)	N/A	0-1 (6)	0-1 (10)	2-1 (2)	3-0 (1)	1-1 (4)	N/A	0-1 (8)	1-1 (3)
2009	0-1 (5)	2-1 (4)	0-1 (3)	N/A	0-1 (10)	0-1 (8)	1-1 (9)	1-1 (2)	3-0 (6)	N/A	1-1 (1)	1-1 (7)
2010	0-1 (4)	0-1 (2)	2-1 (1)	N/A	1-1 (8)	0-1 (6)	1-1 (7)	1-1 (5)	-	N/A	3-0 (3)	0-1 (9)
2011	2-1 (1)	0-1 (10)	0-1 (5)	N/A	2-1 (7)	1-1 (9)	0-1 (8)	0-1 (2)	1-1 (4)	N/A	3-0 (3)	0-1 (6)
2012	2-1 (4)	0-1 (10)	1-1 (2)	4-0 (6)	0-1 (3)	2-1 (9)	1-1 (7)	1-1 (5)	0-1 (12)	0-1 (11)	0-1 (1)	0-1 (8)

RECORD BY SEED

YEAR	#1	#2	#3	#4	#5	#6	#7	#8	#9	#10	#11	#12
1987	3-0	0-1	2-1	1-1	0-1	0-1	2-1	1-1	0-1	0-1	N/A	N/A
Upsets: (7) Oregon 72, (2) Arizona 63												
1988	3-0	2-1	0-1	1-1	0-1	1-1	0-1	0-1	1-1	1-1	N/A	N/A
Upsets: (9) California 75, (8) USC 59; (10) Washington 96, (7) Arizona State 82; (6) Washington State 73, (3) UCLA 71												
1989	3-0	2-1	1-1	1-1	0-1	0-1	0-1	1-1	0-1	1-1	N/A	N/A
Upsets: (10) USC 94, (7) Arizona State 82												
1990	0-1	3-0	0-1	2-1	0-1	1-1	1-1	2-1	0-1	0-1	N/A	N/A
Upsets: (8) Arizona State 83, (1) Oregon State 75; (6) Stanford 77, (3) California 61												
2002	1-1	3-0	1-1	2-1	0-1	0-1	0-1	0-1	-	-	N/A	N/A
Upsets: (4) USC 89, (1) Oregon 78												
2003	0-1	0-1	1-1	0-1	3-0	0-1	2-1	1-1	-	-	N/A	N/A
Upsets: (8) UCLA 96, (1) Arizona 89 OT; (7) USC 79, (2) Stanford 74; (5) Oregon 83, (4) Arizona State 82; (7) USC 79, (3) California 62												
2004	3-0	2-1	1-1	0-1	1-1	0-1	0-1	0-1	-	-	N/A	N/A
Upsets: (5) Oregon 87, (4) California 82												
2005	2-1	3-0	1-1	0-1	1-1	0-1	0-1	0-1	-	-	N/A	N/A
Upsets: (5) Oregon State 79, (4) UCLA 72; (2) Washington 81, (1) Arizona 72												
2006	3-0	0-1	2-1	1-1	0-1	0-1	2-1	0-1	1-1	0-1	N/A	N/A
Upsets: (9) Oregon State 71, (8) Arizona State 68; (7) Oregon 84, (2) Washington 73												
2007	0-1	1-1	2-1	3-0	0-1	0-1	1-1	2-1	0-1	0-1	N/A	N/A
Upsets: (8) California 76, (1) UCLA 69 OT; (3) USC 70, (2) Washington State 61; (4) Oregon 81, (3) USC 57												
2008	3-0	2-1	1-1	1-1	0-1	0-1	1-1	0-1	1-1	0-1	N/A	N/A
Upsets: (9) California 84, (8) Washington 81												
2009	1-1	1-1	0-1	2-1	0-1	3-0	1-1	0-1	1-1	0-1	N/A	N/A
Upsets: (9) Stanford 62, (8) Oregon State 54; (6) USC 79, (3) California 75; (4) Arizona State 75, (1) Washington 65; (6) USC 65, (2) UCLA 55, (6) USC 66, (4) Arizona State 63												
2010	2-1	0-1	3-0	0-1	1-1	0-1	1-1	1-1	0-1	-	N/A	N/A
Upsets: (5) UCLA 75, (4) Arizona 69; (7) Stanford 70, (2) Arizona State 61; (3) Washington 79, (1) California 75												
2011	2-1	0-1	3-0	1-1	0-1	0-1	2-1	0-1	1-1	0-1	N/A	N/A
Upsets: (9) Oregon State 69, (8) Stanford 67; (7) Oregon 76, (2) UCLA 59; (3) Washington 77, (1) Arizona 75 (OT)												
2012	0-1	1-1	0-1	2-1	1-1	4-0	1-1	0-1	2-1	0-1	0-1	0-1
Upsets: (9) Oregon State 69, (8) Washington State 64; (9) Oregon State 86, (1) Washington 84; (6) Colorado 63, (3) Oregon 62; (6) Colorado 70, (2) California 59; (6) Colorado 53, (4) Arizona 51												
Totals	26-9	20-12	18-13	17-14	7-14	9-13	14-15	8-15	7-11	2-10	0-1	0-1

SEED vs. SEED RESULTS

	vs. #1	vs. #2	vs. #3	vs. #4	vs. #5	vs. #6	vs. #7	vs. #8	vs. #9	vs. #10	vs. #11	vs. #12	Total
#1	-	4-1	2-2	6-2	3-0	-	-	6-3	5-1	-	-	-	26-9
#2	1-4	-	5-1	2-0	-	2-2	8-5	-	-	2-0	-	-	20-12
#3	2-2	1-5	-	0-1	-	11-4	4-1	-	-	-	-	-	18-13
#4	2-6	0-2	1-0	-	11-4	0-2	-	2-0	1-0	-	-	-	17-14
#5	0-3	-	-	4-11	-	-	1-0	1-0	-	-	-	1-0	7-14
#6	-	2-2	4-11	2-0	-	-	-	-	-	-	1-0	-	9-13
#7	-	5-8	1-4	-	0-1	-	-	-	-	8-2	-	-	14-15
#8	3-6	-	-	0-1	0-1	-	0-1	-	5-6	-	-	-	8-15
#9	1-5	-	-	0-1	-	-	-	6-5	-	-	-	-	7-11
#10	-	0-2	-	-	-	-	2-8	-	-	-	-	-	2-10
#11	-	-	-	-	-	0-1	-	-	-	-	-	-	0-1
#12	-	-	-	-	0-1	-	-	-	-	-	-	-	0-1

ATTENDANCE

YEAR	SESSION 1	SESSION 2	SESSION 3	SESSION 4	SESSION 5	CHAMPIONSHIP	TOTAL
1987	4,851	8,918	5,424	9,352	-	9,117	37,663
1988	12,635	13,436	13,061	13,549	-	13,796	66,477
1989	4,830	7,195	9,001	10,565	-	10,403	41,994
1990	4,567	4,380	8,079	10,989	-	8,037	36,052
2002	12,096	17,839	18,887	-	-	18,997	67,819
2003	14,441	15,048	16,689	-	-	17,485	63,663
2004	13,270	14,689	15,754	-	-	16,413	60,126
2005	14,014	14,393	15,068	-	-	18,672	62,147
2006	7,936	15,144	15,321	17,856	-	18,544	74,801
2007	15,119	16,318	16,585	18,196	-	18,259	84,477
2008	11,642	17,194	16,442	18,997	-	17,534	81,809
2009	10,964	14,732	16,271	18,497	-	16,988	77,452
2010	6,090	12,125	12,255	15,971	-	15,851	62,292
2011	7,814	10,782	12,191	13,190	-	12,074	56,051
2012	5,973	6,747	8,780	9,317	11,615	11,197	53,629

PAC-12 ALL-TOURNAMENT TEAMS

1987

Reggie Miller, UCLA
Pooh Richardson, UCLA
Anthony Taylor, Oregon
Chris Welp, Washington
Phil Zevenbergen, Washington

1988

Sean Elliott, Arizona
Anthony Cook, Arizona
Steve Kerr, Arizona
Todd Lichti, Stanford
Gary Payton, Oregon State

1989

Jud Buechler, Arizona
Sean Elliott, Arizona
Anthony Cook, Arizona
Todd Lichti, Stanford
Gary Payton, Oregon State

1990

Jud Buechler, Arizona
Matt Muehlebach, Arizona
Adam Keefe, Stanford
Alex Austin, Arizona State
Trevor Wilson, UCLA

2002

Sam Clancy, USC
Brandon Granville, USC
Jason Gardner, Arizona
Salim Stoudamire, Arizona
Luke Walton, Arizona

2003

James Davis, Oregon
Desmon Farmer, USC
Luke Jackson, Oregon
Rory O'Neil, USC
Luke Ridnour, Oregon
Ray Young, UCLA

2004

Hassan Adams, Arizona
Josh Childress, Stanford
Luke Jackson, Oregon
Andre Joseph, Oregon
Matt Lottich, Stanford
Nate Robinson, Washington

2005

Channing Frye, Arizona
Matt Haryasz, Stanford
Chris Hernandez, Stanford
Nate Robinson, Washington
Tre Simmons, Washington
Salim Stoudamire, Arizona

2006

Arron Afflalo, UCLA
Jordan Farmar, UCLA
Chamberlain Oguchi, Oregon
Leon Powe, California
Brandon Roy, Washington
Ayinde Ubaka, California

2007

Ryan Anderson, California
Taj Gibson, USC
Gabe Pruitt, USC
Aaron Brooks, Oregon
Bryce Taylor, Oregon
Tajuan Porter, Oregon

2008

Darren Collison, UCLA
Brook Lopez, Stanford
Kevin Love, UCLA
O.J. Mayo, USC
Kyle Weaver, Washington State
Russell Westbrook, UCLA

2009

DeMar DeRozan, USC
Taj Gibson, USC
Derek Glasser, Arizona State
Daniel Hackett, USC
James Harden, Arizona State
Jeff Pendergraph, Arizona State

2010

Jamal Boykin, California
Quincy Pondexter, Washington
Jerome Randle, California
Theo Robertson, California
Michael Roll, UCLA
Isaiah Thomas, Washington

2011

Jared Cunningham, Oregon State
Terrence Ross, Washington
E.J. Singler, Oregon
Klay Thompson, Washington State
Derrick Williams, Arizona
Isaiah Thomas, Washington

2012

Jared Cunningham, Oregon State
Kyle Fogg, Arizona
Solomon Hill, Arizona
Jesse Perry, Arizona
Andre Roberson, Colorado
Carlton Brown, Colorado

MOST OUTSTANDING PLAYER

1987 Reggie Miller, UCLA (Sr.)
1988 Sean Elliott, ARIZ* (Jr.)
1989 Sean Elliott, ARIZ* (Sr.)
1990 Jud Buechler, ARIZ (Sr.)/
Matt Muehlebach, ARIZ (Sr.)
2002 Luke Walton, ARIZ (Jr.)
2003 Luke Ridnour, ORE* (Jr.)
2004 Josh Childress, STAN* (Jr.)
2005 Salim Stoudamire, ARIZ (Sr.)
2006 Leon Powe, CAL (So.)
2007 Tajuan Porter, ORE (Fr.)
2008 Darren Collison, UCLA (Jr.)
2009 DeMar DeRozan, USC (Fr.)
2010 Isaiah Thomas, WASH (So.)
2011 Isaiah Thomas, WASH (Jr.)
2012 Carlton Brown, COLO (Sr.)

* - Also named Pac-12 Player of the Year the same season.

PAC-12 HALL OF HONOR

The Pac-12 Conference established the Pac-12 Hall of Honor in 2002. Each year, each Pac-12 institution will elect one individual to be inducted into the Hall of Honor.

2002 (Inaugural class)

Sean Elliott, Arizona
Byron Scott, Arizona State
Pete Newell, California
John Dick, Oregon
Gary Payton, Oregon State
Hank Luisetti, Stanford
John Wooden, UCLA
Bill Sharman, USC
Bob Houbregs, Washington
Craig Ehlo, Washington State

2003

Steve Kerr, Arizona
Ned Wulk, Arizona State
Kevin Johnson, California
Howard Hobson, Oregon
Amory "Slats" Gill, Oregon State
Todd Lichti, Stanford
Kareem Abdul-Jabbar, UCLA
Fred "Tex" Winter, USC
Marv Harshman, Washington
Jack Friel, Washington State

2004

Khalid Reeves, Arizona
Lafayette "Fat" Lever, Arizona State
Jason Kidd, California
Ron Lee, Oregon
Mel Counts, Oregon State
Howard "Howie" Dallmar, Stanford
Walt Hazzard, UCLA
Bob Boyd, USC
James Edwards, Washington
George Raveling, Washington State

2005

Pete Williams, Arizona
Joe Caldwell, Arizona State
Darrall Imhoff, California
Blair Rasmussen, Oregon
Ed Lewis, Oregon State
Rich Kelley, Stanford
Gail Goodrich, UCLA
John Rudometkin, USC
Jack Nichols, Washington
Gene Conley, Washington State

2006

Damon Stoudamire, Arizona
Lionel Hollins, Arizona State
Andy Wolfe, California
Jim Loscutoff, Oregon
Ralph Miller, Oregon State
Adam Keefe, Stanford
Don Barksdale, UCLA
Dennis "Mo" Layton, USC
Steve Hawes, Washington
James Donaldson, Washington State

2007

Chris Mills, Arizona
Eddie House, Arizona State
Russ Critchfield, California
Dick Harter, Oregon
Steve Johnson, Oregon State
George Yardley, Stanford
Jamaal (Keith) Wilkes, UCLA
Ron Reilly, USC
Christian Welp, Washington
Vince Hanson, Washington State

2008

Miles Simon, Arizona
Alton Lister, Arizona State
Charles Johnson, California
Terrell Brandon, Oregon
Ephraim J. Rocha, Oregon State
Tom Dose, Stanford
Marques Johnson, UCLA
Paul Westphal, USC
Louie Nelson, Washington
Mark Hendrickson, Washington State

2009

Lute Olson, Arizona
Royce Youree, Arizona State
Nibs Price, California
Greg Ballard, Oregon
Paul Valenti, Oregon State
Jim Pollard, Stanford
Michael Warren, UCLA
Gus Williams, USC
Dettef Schrempf, Washington
Isaac Fontaine, Washington State

2010

Mike Bibby, Arizona
Jeremy Veal, Arizona State
Earl Robinson, California
Kenya Wilkins, Oregon
Dave Gambee, Oregon State
John Arrillaga, Stanford
Reggie Miller, UCLA
John Block, USC
Eldridge Recasner, Washington
Paul Lindemann, Washington State

2011

Michael Dickerson, Arizona
Isaac Austin, Arizona State
Bob McKeen, California
Charlie Warren, Oregon
Charlie White, Oregon State
Brevin Knight, Stanford
Don MacLean, UCLA
Harold Miner, USC
Todd MacCulloch, Washington
Ray Sundquist, Washington State

2012

Richard Jefferson, Arizona
Kurt Nimphius, Arizona State
Lamond Murray, California
Burdette Haldorson, Colorado
Jim Barnett, Oregon
A.C. Green, Oregon State
George Selleck, Stanford
Ed O'Bannon, UCLA
Sam Barry, USC
Arnie Ferrin, Utah
George Irvine, Washington
Steve Puidokas, Washington State



▶ Pete Newell and his California Golden Bears celebrate the 1959 NCAA title.

▶ Oregon's "Tall Firs" won the first NCAA title in 1939.



▶ Lute Olson and the Arizona Wildcats captured the 1997 NCAA title.

▶ The 1963-64 UCLA Bruins, the first of the school's 11 NCAA Championship squads.



YEARLY CONFERENCE STANDINGS



1915-16 (PCC)

	W	L	PCT	ALL
1. CAL	5	3	.625	11-5
2. OSU	5	3	.625	16-5
3. WASH	2	6	.250	7-7

1916-17 (PCC)

	W	L	PCT	ALL
1. WSU	8	1	.888	25-1
2. CAL	5	1	.833	15-1
3. WASH	7	5	.583	9-8
4. OSU	7	6	.538	11-7
5. STAN	0	6	.000	8-8
6. ORE	0	8	.000	0-11

1917-18 (PCC)

No official Conference competition.

1918-19 (PCC)

	W	L	PCT	ALL
1. ORE	11	3	.786	13-4
2. WSU	7	5	.583	10-11
3. CAL	2	2	.500	6-3
4. WASH	5	7	.417	6-10
5. OSU	3	9	.250	3-13
6. STAN	0	2	.000	9-3

1919-20 (PCC)

	W	L	PCT	ALL
1. STAN	9	1	.900	8-3
2. CAL	5	5	.500	8-5
3. WSU	6	7	.462	10-11
4. OSU	5	7	.417	7-12
5. WASH	5	7	.417	7-8
6. ORE	5	8	.385	8-9

1920-21 (PCC)

	W	L	PCT	ALL
1. STAN	8	3	.727	15-3
2. CAL	8	3	.727	15-4
3. WASH	10	4	.714	18-4
4. ORE	8	4	.667	15-5
5. WSU	3	11	.214	12-16
6. OSU	2	14	.125	6-17

1921-22 (PCC)

	W	L	PCT	ALL
1. IDA	7	0	1.000	19-1
2. OSU	10	2	.823	21-2
3. CAL	10	4	.714	19-6
4. WASH	11	5	.688	13-5
5. STAN	4	6	.400	8-7
6. WSU	4	11	.267	9-17
7. USC	1	3	.250	7-5
8. ORE	0	16	.000	7-24

1922-23 (PCC)

NORTH	W	L	PCT	ALL
1. IDA	5	3	.625	14-3
2. WASH	5	3	.625	12-4
3. OSU	4	4	.500	19-7
4. WSU	4	4	.500	16-10
5. ORE	2	6	.250	15-10

North Playoff: IDA 24, WASH 12

SOUTH	W	L	PCT	ALL
1. CAL	5	3	.625	12-6
2. STAN	5	3	.625	12-4
3. USC	2	6	.250	5-12

South Playoff: CAL def. STAN in 3 of 4 regular season games

Playoff: IDA 28, CAL 20
IDA 29, CAL 25

1923-24 (PCC)

NORTH	W	L	PCT	ALL
1. WASH	7	2	.778	12-4
2. OSU	6	2	.750	20-5
3. ORE	4	4	.500	15-5
4. IDA	4	6	.400	10-8
5. WSU	3	7	.300	17-11
6. MONT	1	4	.200	7-8

SOUTH	W	L	PCT	ALL
1. CAL	5	3	.625	14-4
2. USC	4	4	.500	15-4
3. STAN	3	5	.375	10-5

Playoff: CAL 32, WASH 31
CAL 28, WASH 25

1924-25 (PCC)

NORTH	W	L	PCT	ALL
1. OSU	7	2	.778	29-8
2. ORE	7	2	.778	16-4
3. WASH	5	5	.500	14-7
4. IDA	5	5	.500	11-5
5. MONT	2	6	.250	9-10
6. WSU	2	8	.200	18-11

Playoff: OSU 15, ORE 12
ORE 23, OSU 21
OSU 27, ORE 26

SOUTH	W	L	PCT	ALL
1. CAL	3	1	.750	11-4
2. STAN	1	3	.250	10-3

Playoff: OSU 32, CAL 25
CAL 32, OSU 17
CAL 33, OSU 19

1925-26 (PCC)

NORTH	W	L	PCT	ALL
1. ORE	10	0	1.000	18-4
2. OSU	6	4	.600	18-6
3. IDA	5	4	.556	14-10
4. WASH	5	5	.500	10-6
5. MONT	2	8	.200	5-10
6. WSU	1	8	.111	9-17

SOUTH	W	L	PCT	ALL
1. CAL	5	0	1.000	14-0
2. STAN	3	2	.600	10-6
3. USC	0	6	.000	4-8

Playoff: CAL 32, ORE 17
CAL 29, ORE 23

1926-27 (PCC)

NORTH	W	L	PCT	ALL
1. ORE	8	2	.800	24-4
2. WASH	7	3	.700	15-4
3. IDA	7	3	.700	10-4
4. OSU	4	6	.400	14-11
5. WSU	3	7	.300	11-10
6. MONT	1	9	.100	5-11

SOUTH	W	L	PCT	ALL
1. CAL	5	0	1.000	13-0
2. STAN	3	2	.600	9-9
3. USC	0	6	.000	10-8

Playoff: CAL 39, ORE 35
CAL 33, ORE 21

1927-28 (PCC)

NORTH	W	L	PCT	ALL
1. WASH	9	1	.900	22-6
2. ORE	8	2	.800	18-3
3. IDA	4	6	.400	7-7
4. OSU	4	6	.400	15-16
5. MONT	4	6	.400	6-8
6. WSU	1	9	.100	7-17

SOUTH	W	L	PCT	ALL
1. USC	6	3	.667	22-4
2. CAL	6	3	.667	9-6
3. UCLA	5	4	.556	10-5
4. STAN	1	8	.111	8-13

South Playoff: USC def. CAL in 2 of 3 regular season games

Playoff: USC 53, WASH 50
USC 27, WASH 26

1928-29 (PCC)

NORTH	W	L	PCT	ALL
1. WASH	10	0	1.000	18-2
2. IDA	6	4	.600	11-10
3. WSU	5	5	.500	9-14
4. OSU	4	6	.400	12-8
5. ORE	3	7	.300	10-8
6. MONT	2	8	.200	9-11

SOUTH	W	L	PCT	ALL
1. CAL	9	0	1.000	17-3
2. STAN	6	3	.667	13-6
3. USC	2	7	.222	16-6
4. UCLA	1	8	.111	7-9

Playoff: CAL 43, WASH 21
CAL 30, WASH 27

1929-30 (PCC)

NORTH	W	L	PCT	ALL
1. WASH	12	4	.750	21-7
2. WSU	9	7	.562	14-12
3. ORE	8	8	.500	14-12
4. OSU	7	9	.437	14-13
5. IDA	4	12	.250	7-18

SOUTH	W	L	PCT	ALL
1. USC	7	2	.778	15-5
2. CAL	6	3	.667	9-8
3. UCLA	3	6	.333	14-8
4. STAN	2	7	.222	10-9

Playoff: USC 46, WASH 31
WASH 36, USC 31
USC 37, WASH 29

1930-31 (PCC)

NORTH	W	L	PCT	ALL
1. WASH	14	2	.875	25-3
2. WSU	10	6	.625	18-7
3. OSU	9	7	.562	19-9
4. ORE	6	10	.375	12-10
5. IDA	1	15	.062	3-16

SOUTH	W	L	PCT	ALL
1. CAL	6	3	.667	12-10
2. USC	5	4	.556	8-8
3. UCLA	4	5	.444	9-6
4. STAN	3	6	.333	8-9

Playoff: WASH 41, CAL 25
CAL 36, WASH 34
WASH 42, CAL 30

1931-32 (PCC)

NORTH	W	L	PCT	ALL
1. WASH	12	4	.750	19-6
2. WSU	11	5	.687	22-5
3. OSU	8	8	.500	12-12
4. ORE	7	9	.437	13-11
5. IDA	2	14	.125	8-16

SOUTH	W	L	PCT	ALL
1. CAL	8	3	.727	16-8
2. USC	8	3	.727	10-12
3. UCLA	4	7	.363	9-10
4. STAN	2	9	.181	6-13

South Playoff: CAL 26, USC 22

Playoff: CAL 22, WASH 21
CAL 36, WASH 24

1932-33 (PCC)

NORTH	W	L	PCT	ALL
1. OSU	12	4	.750	21-6
2. WASH	10	6	.625	22-6
3. WSU	8	8	.500	17-8
4. IDA	8	8	.500	8-8
5. ORE	2	14	.125	8-19

SOUTH	W	L	PCT	ALL
1. USC	10	1	.909	18-5
2. CAL	8	3	.727	18-7
3. STAN	3	8	.272	9-18
4. UCLA	1	10	.091	10-11

Playoff: OSU 35, USC 33
USC 39, OSU 28
OSU 24, USC 19

1933-34 (PCC)

NORTH	W	L	PCT	ALL
1. WASH	14	2	.875	20-5
2. ORE	9	7	.562	17-8
3. OSU	7	9	.437	14-10
4. WSU	6	10	.375	14-11
5. IDA	4	12	.250	4-12

SOUTH	W	L	PCT	ALL
1. USC	9	3	.750	16-8
2. CAL	8	4	.667	19-7
3. STAN	5	7	.417	8-12
4. UCLA	2	10	.167	10-13

Playoff: USC 27, WASH 25
WASH 43, USC 41
WASH 34, USC 30

1934-35 (PCC)

NORTH	W	L	PCT	ALL
1. OSU	12	4	.750	19-9
2. WASH	11			

1935-36 (PCC)

NORTH	W	L	PCT	ALL
1. WASH	13	3	.812	25-7
2. OSU	10	6	.625	16-9
3. WSU	8	8	.500	22-8
4. ORE	7	9	.437	20-11
5. IDA	2	14	.125	2-14

SOUTH	W	L	PCT	ALL
1. STAN	8	4	.667	22-7
2. USC	8	4	.667	14-12
3. CAL	6	6	.500	13-16
4. UCLA	2	10	.167	10-13

South Playoff: STAN 39, USC 36
Playoff: STAN 60, WASH 39
STAN 48, WASH 38

1936-37 (PCC)

NORTH	W	L	PCT	ALL
1. WSU	11	5	.687	24-8
2. ORE	11	5	.687	20-9
3. WASH	11	5	.687	15-11
4. OSU	5	11	.312	11-14
5. IDA	2	14	.125	8-18

Playoff: WSU 42, ORE 25
WSU 36, WASH 33

SOUTH	W	L	PCT	ALL
1. STAN	10	2	.833	25-2
2. USC	8	4	.667	19-6
3. CAL	4	8	.333	17-10
4. UCLA	2	10	.167	6-13

Playoff: STAN 31, WSU 28
STAN 41, WSU 40

1937-38 (PCC)

NORTH	W	L	PCT	ALL
1. ORE	14	6	.700	25-8
2. WASH	13	7	.650	29-7
3. WSU	12	8	.600	19-11
4. IDA	12	8	.600	12-8
5. OSU	6	14	.300	17-16
6. MONT	3	17	.150	10-19

SOUTH	W	L	PCT	ALL
1. STAN	10	2	.833	21-3
2. CAL	8	4	.667	18-11
3. USC	6	6	.500	17-9
4. UCLA	0	12	.000	4-20

Playoff: STAN 52, ORE 39
STAN 59, ORE 51

1938-39 (PCC)

NORTH	W	L	PCT	ALL
1. ORE (NCAA*)	14	2	.875	29-5
2. WASH	11	5	.687	20-5
3. WSU	8	8	.500	23-10
4. OSU	6	10	.375	13-11
5. IDA	1	15	.062	12-19

SOUTH	W	L	PCT	ALL
1. CAL	9	3	.750	24-8
2. USC	9	3	.750	20-5
3. STAN	6	6	.500	16-9
4. UCLA	0	12	.000	7-20

* - NCAA Champion
South Playoff: CAL 42, USC 36
Playoff: ORE 54, CAL 49
ORE 53, CAL 47

1939-40 (PCC)

NORTH	W	L	PCT	ALL
1. OSU	12	4	.750	27-11
2. ORE	10	6	.625	19-12
3. WSU	9	7	.562	23-10
4. WASH	6	10	.325	10-15
5. IDA	3	13	.187	11-15

SOUTH	W	L	PCT	ALL
1. USC (NCAA*)	10	2	.833	20-3
2. STAN	6	6	.500	14-9
3. CAL	5	7	.467	15-17
4. UCLA	3	9	.250	8-17

* - NCAA third place (tie)
Playoff: USC 53, OSU 41
USC 62, OSU 26

1940-41 (PCC)

NORTH	W	L	PCT	ALL
1. WSU (NCAA*)	13	3	.812	26-6
2. OSU	9	7	.562	19-9
3. ORE	7	9	.437	18-18
4. WASH	7	9	.437	12-13
5. IDA	4	12	.250	14-15

SOUTH	W	L	PCT	ALL
1. STAN	10	2	.833	21-5
2. CAL	6	6	.500	15-12
3. USC	6	6	.500	15-10
4. UCLA	2	10	.167	6-20

* - NCAA runner-up
Playoff: WSU 46, STAN 43
WSU 44, STAN 40

1941-42 (PCC)

NORTH	W	L	PCT	ALL
1. OSU	11	5	.688	18-9
2. WASH	10	6	.625	18-7
3. WSU	9	7	.562	21-8
4. ORE	7	9	.437	12-15
5. IDA	3	13	.187	12-16

SOUTH	W	L	PCT	ALL
1. STAN (NCAA*)	11	1	.917	28-4
2. USC	7	5	.583	12-8
3. CAL	4	8	.333	11-19
4. UCLA	2	10	.167	5-18

* - NCAA Champion
Playoff: STAN 41, OSU 28
OSU 42, STAN 33
STAN 40, OSU 35

1942-43 (PCC)

NORTH	W	L	PCT	ALL
1. WASH (NCAA)	12	4	.750	24-7
2. ORE	10	6	.625	19-10
3. WSU	9	7	.562	19-11
4. OSU	8	8	.500	19-9
5. IDA	1	15	.062	14-20

SOUTH	W	L	PCT	ALL
1. USC	7	1	.875	23-5
2. UCLA	4	4	.500	14-7
3. STAN	4	4	.500	10-11
4. CAL	1	7	.125	9-15

Playoff: WASH 53, USC 51
WASH 52, USC 45

1943-44 (PCC)

NORTH	W	L	PCT	ALL
1. WASH	15	1	.937	26-6
2. ORE	11	5	.687	16-10
3. IDA	5	11	.312	7-16
4. OSU	5	11	.312	8-16
5. WSU	4	12	.250	8-19

SOUTH	W	L	PCT	ALL
1. CAL	4	0	1.000	7-3
2. UCLA	3	3	.500	10-10
3. USC	1	5	.167	8-12

No Conference playoff held.

1944-45 (PCC)

NORTH	W	L	PCT	ALL
1. ORE (NCAA)	11	5	.687	30-15
2. WSU	11	5	.687	23-13
3. OSU	10	6	.625	20-8
4. WASH	5	11	.312	22-18
5. IDA	3	13	.188	13-20

Playoff: ORE 51, WSU 41
WSU 53, ORE 48
ORE 39, WSU 37

SOUTH	W	L	PCT	ALL
1. UCLA	3	1	.750	12-12
2. USC	2	2	.500	15-9
3. CAL	1	3	.250	7-8

No Conference playoff held.

1945-46 (PCC)

NORTH	W	L	PCT	ALL
1. IDA	11	5	.687	23-11
2. OSU	10	6	.625	13-11
3. ORE	8	8	.500	16-17
4. WASH	6	10	.375	14-14
5. WSU	5	11	.312	16-13

SOUTH	W	L	PCT	ALL
1. CAL (NCAA*)	11	1	.917	30-6
2. USC	8	4	.667	14-7
3. UCLA	5	7	.417	8-16
4. STAN	0	12	.000	6-18

* - NCAA fourth place
Playoff: CAL 52, IDA 37
IDA 28, CAL 23
CAL 53, IDA 36

1946-47 (PCC)

NORTH	W	L	PCT	ALL
1. OSU (NCAA)	13	3	.812	28-5
2. WSU	11	5	.687	23-10
3. WASH	8	8	.500	16-8
4. ORE	7	9	.437	18-9
5. IDA	1	15	.062	4-24

SOUTH	W	L	PCT	ALL
1. UCLA	9	3	.750	18-7
2. CAL	8	4	.667	20-11
3. STAN	5	7	.417	15-16
4. USC	2	10	.167	10-14

Playoff: OSU 69, UCLA 52
OSU 63, UCLA 46

1947-48 (PCC)

NORTH	W	L	PCT	ALL
1. WASH (NCAA)	10	6	.625	23-11
2. OSU	10	6	.625	21-13
3. WSU	9	7	.563	19-10
4. ORE	8	8	.500	18-11
5. IDA	3	13	.188	17-15

Playoff: WASH 59, OSU 42

SOUTH	W	L	PCT	ALL
1. CAL	11	1	.917	25-9
2. USC	7	5	.583	14-10
3. UCLA	3	9	.250	12-13
4. STAN	3	9	.250	15-11

Playoff: CAL 64, WASH 51
WASH 64, CAL 57
WASH 54, CAL 49

1948-49 (PCC)

NORTH	W	L	PCT	ALL
1. OSU (NCAA*)	12	4	.750	24-12
2. WSU	8	8	.500	21-9
3. ORE	7	9	.437	12-18
4. IDA	7	9	.437	17-15
5. WASH	6	10	.375	11-15

SOUTH	W	L	PCT	ALL
1. UCLA	10	2	.714	22-7
2. USC	8	4	.667	14-10
3. STAN	5	7	.417	19-9
4. CAL	1	11	.083	14-19

* - NCAA fourth place
Playoff: OSU 53, UCLA 41
UCLA 47, OSU 39
OSU 41, UCLA 35

1949-50 (PCC)

NORTH	W	L	PCT	ALL
1. WSU	11	5	.687	19-13
2. WASH	8	8	.500	19-10
3. OSU	8	8	.500	13-14
4. IDA	7	9	.437	15-17
5. ORE	6	10	.375	9-19

SOUTH	W	L	PCT	ALL
1. UCLA (NCAA)	10	2	.833	24-7
2. USC	7	5	.583	16-8
3. CAL	4	8	.333	10-17
4. STAN	3	9	.250	11-14

Playoff: UCLA 60, WSU 58
UCLA 52, WSU 49

1950-51 (PCC)

NORTH	W	L	PCT	ALL
1. WASH (NCAA)	11	5	.688	24-6
2. ORE	10	6	.625	18-13
3. WSU	7	9	.438	17-15
4. IDA	6	10	.375	15-14
5. OSU	6	10	.375	14-18

SOUTH	W	L	PCT	ALL
1. UCLA	8	4	.667	19-10
2. USC	8	4	.667	21-6
3. STAN	5	7	.417	12-14
4. CAL	3	9	.250	16-16

South Playoff: UCLA 49, USC 41
Playoff: WASH 70, UCLA 51
WASH 71, UCLA 54

YEARLY CONFERENCE STANDINGS

1951-52 (PCC)

	W	L	PCT	ALL
1. WASH	14	2	.875	25-6
2. IDA	9	7	.653	19-13
3. ORE	8	8	.500	14-16
4. WSU	6	10	.375	19-16
5. OSU	3	13	.188	9-19

	W	L	PCT	ALL
1. UCLA (NCAA)	8	4	.667	19-12
2. STAN	6	6	.500	19-8
3. CAL	6	6	.500	17-13
4. USC	4	8	.333	16-14

Playoff: UCLA 65, WASH 53
WASH 53, UCLA 50
UCLA 60, WASH 50

1952-53 (PCC)

	W	L	PCT	ALL
1. WASH (NCAA*)	15	1	.938	30-3
2. IDA	8	8	.500	15-12
3. ORE	8	8	.500	14-14
4. OSU	6	10	.375	11-18
5. WSU	3	13	.188	7-27

	W	L	PCT	ALL
1. CAL	9	3	.750	16-10
2. USC	7	5	.583	17-5
3. UCLA	6	6	.500	16-8
4. STAN	2	10	.167	7-20

* - NCAA third place
Playoff: WASH 60, CAL 47
WASH 80, CAL 57

1953-54 (PCC)

	W	L	PCT	ALL
1. OSU	11	5	.687	22-8
2. IDA	9	7	.563	15-8
3. ORE	9	7	.563	17-10
4. WASH	7	9	.437	8-18
5. WSU	4	12	.250	10-17

	W	L	PCT	ALL
1. USC (NCAA*)	8	4	.667	19-14
2. UCLA	7	5	.583	18-7
3. CAL	6	6	.500	17-7
4. STAN	3	9	.250	15-10

* - NCAA fourth place
Playoff: USC 53, OSU 48
OSU 65, USC 47
USC 48, OSU 45

1954-55 (PCC)

	W	L	PCT	ALL
1. OSU (NCAA)	15	1	.938	22-8
2. ORE	8	8	.500	13-13
3. WASH	7	9	.438	13-12
4. WSU	5	11	.313	11-15
5. IDA	5	11	.313	8-18

	W	L	PCT	ALL
1. UCLA	11	1	.917	21-5
2. STAN	7	5	.583	17-8
3. USC	5	7	.417	14-11
4. CAL	1	11	.083	9-16

Playoff: OSU 82, UCLA 75
OSU 82, UCLA 64

1955-56 (PCC)

	W	L	PCT	ALL
1. UCLA (NCAA)	16	0	1.000	22-6
2. WASH	11	5	.688	15-11
3. STAN	10	6	.625	18-6
4. CAL	10	6	.625	17-8
5. USC	9	7	.563	14-12
6. ORE	5	11	.313	11-15
7. OSU	5	11	.313	8-18
8. IDA	4	12	.250	6-19
9. WSU	2	14	.125	4-22

1956-57 (PCC)

	W	L	PCT	ALL
1. CAL (NCAA)	14	2	.875	21-5
2. UCLA	13	3	.813	22-4
3. WASH	13	3	.813	17-9
4. USC	9	7	.563	16-12
5. STAN	7	9	.438	11-15
6. OSU	6	10	.375	11-15
7. IDA	4	12	.250	10-16
8. WSU	4	12	.250	8-18
9. ORE	2	14	.125	4-21

1957-58 (PCC)

	W	L	PCT	ALL
1. OSU	12	4	.750	20-6
2. CAL (NCAA)	12	4	.750	19-9
3. UCLA	10	6	.625	16-10
4. IDA	9	7	.563	17-9
5. USC	8	8	.500	12-13
6. STAN	7	9	.438	12-13
7. ORE	6	10	.375	13-11
8. WASH	5	11	.313	8-18
9. WSU	3	13	.188	7-19

1958-59 (PCC)

	W	L	PCT	ALL
1. CAL (NCAA*)	14	2	.875	25-4
2. WASH	11	5	.688	18-8
3. UCLA	10	6	.625	16-9
4. STAN	10	6	.625	16-9
5. USC	8	8	.500	15-11
6. OSU	7	9	.438	13-13
7. IDA	6	10	.375	12-14
8. ORE	3	13	.188	9-16
9. WSU	3	13	.188	10-16

* - NCAA Champion

1959-60 (AAWU)

	W	L	PCT	ALL
1. CAL (NCAA*)	11	1	.917	28-2
2. UCLA	7	5	.583	14-12
3. USC (NCAA)	5	7	.417	16-11
4. STAN	4	7	.364	11-14
5. WASH	2	9	.182	15-13

* - NCAA runner-up

1960-61 (AAWU)

	W	L	PCT	ALL
1. USC (NCAA)	9	3	.750	21-8
2. UCLA	7	5	.583	18-8
3. WASH	6	6	.500	13-13
4. CAL	5	7	.417	16-10
5. STAN	3	9	.250	7-17

1961-62 (AAWU)

	W	L	PCT	ALL
1. UCLA (NCAA*)	10	2	.833	18-11
2. STAN	8	4	.667	16-6
3. WASH	5	7	.417	16-10
4. USC	5	7	.417	14-11
5. CAL	2	10	.167	8-17

* - NCAA fourth place

1962-63 (AAWU)

	W	L	PCT	ALL
1. UCLA (NCAA)	7	5	.583	20-9
2. STAN	7	5	.583	16-9
3. USC	6	6	.500	20-9
4. WASH	6	6	.500	13-13
5. CAL	4	8	.333	13-11

1963-64 (AAWU)

	W	L	PCT	ALL
1. UCLA (NCAA*)	15	0	1.000	30-0
2. STAN	9	6	.600	15-10
3. CAL	8	7	.533	13-14
4. USC	6	9	.400	10-16
5. WASH	5	10	.333	9-17
6. WSU	2	13	.133	5-21

* - NCAA Champion

1964-65 (AAWU)

	W	L	PCT	ALL
1. UCLA (NCAA*)	14	0	1.000	28-2
2. STAN	9	5	.643	15-8
3. USC	8	6	.571	14-12
4. OSU	7	7	.500	16-10
5. WSU	6	8	.429	9-17
6. WASH	5	9	.357	9-16
7. CAL	4	10	.286	8-15
8. ORE	3	11	.214	9-17

* - NCAA Champion

1965-66 (AAWU)

	W	L	PCT	ALL
1. OSU (NCAA)	12	2	.857	21-7
2. UCLA	10	4	.714	18-8
3. STAN	8	6	.571	13-12
4. WSU	6	8	.429	15-11
5. ORE	6	8	.429	13-13
6. USC	6	8	.429	13-13
7. WASH	4	10	.286	10-15
8. CAL	4	10	.286	9-16

1966-67 (AAWU)

	W	L	PCT	ALL
1. UCLA (NCAA*)	14	0	1.000	30-0
2. WSU	8	6	.571	15-11
3. OSU	8	6	.571	14-14
4. STAN	7	7	.500	15-11
5. CAL	6	8	.429	17-10
6. WASH	6	8	.429	13-12
7. USC	6	8	.429	13-12
8. ORE	1	13	.071	9-17

* - NCAA Champion

1967-68 (AAWU)

	W	L	PCT	ALL
1. UCLA (NCAA*)	14	0	1.000	29-1
2. USC	11	3	.786	18-8
3. WSU	8	6	.571	16-9
4. CAL	7	7	.500	16-9
5. OSU	5	9	.357	12-13
6. STAN	5	9	.357	11-15
7. WASH	4	10	.286	12-14
8. ORE	2	12	.143	7-19

* - NCAA Champion

1968-69 (Pac-8)

	W	L	PCT	ALL
1. UCLA (NCAA*)	13	1	.929	29-1
2. WSU	11	3	.786	18-8
3. USC	8	6	.571	15-11
4. WASH	6	8	.429	13-13
5. ORE	5	9	.357	13-13
6. OSU	5	9	.357	12-14
7. CAL	4	10	.286	12-13
8. STAN	4	10	.286	8-17

* - NCAA Champion

1969-70 (Pac-8)

	W	L	PCT	ALL
1. UCLA (NCAA*)	12	2	.857	28-2
2. WSU	9	5	.643	19-7
3. USC	9	5	.643	18-8
4. ORE	8	6	.571	17-9
5. WASH	7	7	.500	17-9
6. CAL	5	9	.357	11-15
7. OSU	4	10	.286	10-16
8. STAN	2	12	.143	5-20

* - NCAA Champion

1970-71 (Pac-8)

	W	L	PCT	ALL
1. UCLA (NCAA*)	14	0	1.000	29-1
2. USC	12	2	.857	24-2
3. ORE	8	6	.571	17-9
4. CAL	8	6	.571	16-9
5. WASH	6	8	.429	15-13
6. OSU	4	10	.286	12-14
7. WSU	2	12	.143	12-14
8. STAN	2	12	.143	6-20

* - NCAA Champion

1971-72 (Pac-8)

	W	L	PCT	ALL
1. UCLA (NCAA*)	14	0	1.000	30-0
2. WASH	10	4	.714	20-6
3. OSU	9	5	.643	18-10
4. USC	9	5	.643	16-10
5. CAL	6	8	.429	13-16
6. STAN	5	9	.357	10-15
7. WSU	3	11	.214	11-15
8. ORE	0	14	.000	6-20

* - NCAA Champion

1972-73 (Pac-8)

	W	L	PCT	ALL
1. UCLA (NCAA*)	14	0	1.000	30-0
2. USC (NIT)	9	5	.643	18-10
3. ORE	8	6	.571	16-10
4. STAN	7	7	.500	14-11
5. WASH	6	8	.429	16-11
6. OSU	6	8	.429	15-11
7. CAL	4	10	.286	11-15
8. WSU	2	12	.143	6-20

* - NCAA Champion

1973-74 (Pac-8)

	W	L	PCT	ALL
1. UCLA (NCAA*)	12	2	.857	26-4
2. USC	11	3	.785	24-5
3. ORE	9	5	.643	15-11
4. WASH	7	7	.500	16-10
5. OSU	6	8	.429	13-13
6. STAN	5	9	.357	11-14
7. CAL	3	11	.214	9-17
8. WSU	3	11	.214	8-21

* - NCAA third place

1974-75 (Pac-8)

	W	L	PCT	ALL
1. UCLA (NCAA*)	12	2	.857	28-3
2. OSU (NCAA)	10	4	.714	19-12
3. USC	8	6	.571	18-8
4. CAL	7	7	.500	17-9
5. ORE (NIT^)	6	8	.429	21-9
6. WASH	6	8	.429	16-10
7. STAN	6	8	.429	12-14
8. WSU	1	13	.071	10-16

* - NCAA Champion

^ - NIT third place

1975-76 (Pac-8)

	W	L	PCT	ALL
1. UCLA (NCAA*)	12	2	.857	27-5
2. OSU^	10	4	.714	18-9
3. ORE (NIT)	10	4	.714	19-11
4. WASH (NCAA)	9	5	.643	22-6
5. WSU	8	6	.571	18-8
6. CAL	4	10	.286	12-14
7. STAN	3	11	.214	9-18
8. USC	0	14	.000	11-16

* - NCAA third place

^ - OSU record does not include forfeits of 15 wins – including seven Conference victories – as required by the NCAA as a result of an ineligible player participating under a court order.

1976-77 (Pac-8)

	W	L	PCT	ALL
1. UCLA (NCAA)	11	3	.786	24-5
2. ORE (NIT)	9	5	.643	19-10
3. WSU	8	6	.571	19-8
4. WASH	8	6	.571	17-10
5. OSU	8	6	.571	16-13
6. CAL	7	7	.500	12-15
7. STAN	3	11	.214	11-16
8. USC	2	12	.143	6-20

1977-78 (Pac-8)

	W	L	PCT	ALL
1. UCLA (NCAA)	14	0	1.000	25-3
2. OSU	9	5	.643	16-11
3. WSU	7	7	.500	16-11
4. USC	7	7	.500	14-13
5. ORE	6	8	.429	16-11
6. WASH	6	8	.429	14-13
7. CAL	4	10	.286	11-16
8. STAN	3	11	.214	13-14

1978-79 (Pac-10)

	W	L	PCT	ALL
1. UCLA (NCAA)	15	3	.833	25-5
2. USC (NCAA)	14	4	.778	20-9
3. OSU (NIT)	11	7	.611	18-10
4. WSU	10	8	.556	18-9
5. ARIZ	10	8	.556	16-11
6. ASU	7	11	.389	16-14
7. ORE	7	11	.389	12-15
8. STAN	6	12	.333	12-15
9. WASH	6	12	.333	11-16
10. CAL	4	14	.222	6-21

1979-80 (Pac-10)

	W	L	PCT	ALL
1. OSU (NCAA)^	16	2	.889	26-4
2. ASU (NCAA)	15	3	.833	22-7
3. WSU (NCAA)	14	4	.778	22-6
4. UCLA (NCAA*)	12	6	.667	22-10
5. WASH (NIT)	9	9	.500	18-10
6. ARIZ	6	12	.333	12-15
7. USC	5	13	.278	12-15
8. ORE	5	13	.278	10-17
9. STAN	5	13	.278	7-19
10. CAL	3	15	.167	8-19

* - NCAA runner-up. Postseason record of 5-1 later vacated.

^ - Postseason record of 0-1 later vacated.

1980-81 (Pac-10)

	W	L	PCT	ALL
1. OSU (NCAA)	17	1	.944	26-2
2. ASU (NCAA)	16	2	.889	24-4
3. UCLA (NCAA)	13	5	.722	20-7
4. USC	9	9	.500	14-13
5. WASH	8	10	.444	14-13
6. ARIZ	8	10	.444	13-14
7. ORE	6	12	.333	13-14
8. CAL	5	13	.278	13-14
9. STAN	5	13	.278	9-18
10. WSU	3	15	.167	10-17

^ - Postseason record of 0-1 later vacated.

1981-82 (Pac-10)

	W	L	PCT	ALL
1. OSU (NCAA)	16	2	.889	25-5
2. UCLA	14	4	.778	21-6
3. USC (NCAA)	13	5	.722	19-9
4. WASH (NIT)	11	7	.611	19-10
5. WSU	10	8	.556	16-14
6. CAL	8	10	.444	14-13
7. ASU	8	10	.444	13-14
8. ORE	4	14	.222	9-18
9. ARIZ	4	14	.222	9-18
10. STAN	2	16	.111	7-20

^ - Postseason record of 2-1 later vacated.

1982-83 (Pac-10)

	W	L	PCT	ALL
1. UCLA (NCAA)	15	3	.833	23-6
2. WSU (NCAA)	14	4	.778	23-7
3. OSU (NIT)	12	6	.667	20-11
4. ASU (NIT)	12	6	.667	19-14
5. USC	11	7	.611	17-11
6. WASH	7	11	.389	16-15
7. CAL	7	11	.389	14-14
8. STAN	6	12	.333	14-14
9. ORE	5	13	.278	9-18
10. ARIZ	1	17	.056	4-24

1983-84 (Pac-10)

	W	L	PCT	ALL
1. WASH (NCAA)	15	3	.833	24-7
2. OSU (NCAA)	15	3	.833	22-7
3. ORE (NIT)	11	7	.611	16-13
4. UCLA	10	8	.556	17-11
5. STAN	8	10	.444	19-12
6. ASU	8	10	.444	13-15
7. ARIZ	8	10	.444	11-17
8. USC	6	12	.333	11-20
9. CAL	5	13	.278	12-16
10. WSU	4	14	.222	10-18

1984-85 (Pac-10)

	W	L	PCT	ALL
1. WASH (NCAA)	13	5	.722	22-10
2. USC (NCAA)	13	5	.722	19-10
3. OSU (NCAA)	12	6	.667	22-9
4. ARIZ (NCAA)	12	6	.667	21-10
5. UCLA (NIT*)	12	6	.667	21-12
6. ORE	8	10	.444	15-16
7. ASU	7	11	.389	12-16
8. WSU	5	13	.278	13-15
9. CAL	5	13	.278	13-15
10. STAN	3	15	.167	11-17

* - NIT Champion

1985-86 (Pac-10)

	W	L	PCT	ALL
1. ARIZ (NCAA)	14	4	.778	23-9
2. WASH (NCAA)	13	5	.722	19-12
3. CAL (NIT)	11	7	.611	19-10
4. UCLA (NIT)	9	9	.500	15-14
5. ASU	8	10	.444	14-14
6. WSU	8	10	.444	15-16
7. STAN	8	10	.444	14-16
8. OSU	8	10	.444	12-15
9. ORE	6	12	.333	11-17
10. USC	5	13	.278	11-17

1986-87 (Pac-10)

	W	L	PCT	ALL
1. UCLA* (NCAA)	14	4	.778	25-7
2. ARIZ (NCAA)	13	5	.722	18-12
3. WASH (NIT)	10	8	.556	20-15
4. CAL (NIT)	10	8	.556	20-15
5. OSU (NIT)	10	8	.556	19-11
6. STAN	9	9	.500	15-13
7. ORE	8	10	.444	16-14
8. ASU	6	12	.333	11-17
9. WSU	6	12	.333	10-18
10. USC	4	14	.222	9-19

* - Pac-10 Tournament Champion

1987-88 (Pac-10)

	W	L	PCT	ALL
1. ARIZ* (NCAA^)	17	1	.944	35-3
2. OSU (NCAA)	12	6	.667	20-11
3. UCLA	12	6	.667	16-14
4. STAN (NIT)	11	7	.611	21-12
5. ORE (NIT)	10	8	.556	16-14
6. WSU	7	11	.389	13-16
7. ASU	6	12	.333	13-16
8. USC	5	13	.278	7-21
9. CAL	5	13	.278	9-20
10. WASH	5	13	.278	10-19

* - Pac-10 Tournament Champion

^ - NCAA third place (tie)

1988-89 (Pac-10)

	W	L	PCT	ALL
1. ARIZ* (NCAA)	17	1	.944	29-4
2. STAN (NCAA)	15	3	.833	26-7
3. UCLA (NCAA)	13	5	.722	21-10
4. OSU (NCAA)	13	5	.722	22-8
5. CAL (NIT)	10	8	.556	20-13
6. WASH	8	10	.444	12-16
7. ASU	5	13	.278	12-16
8. WSU	4	14	.222	10-19
9. ORE	3	15	.167	8-21
10. USC	2	16	.111	10-22

* - Pac-10 Tournament Champion

1989-90 (Pac-10)

	W	L	PCT	ALL
1. OSU (NCAA)	15	3	.833	22-7
2. ARIZ* (NCAA)	15	3	.833	25-7
3. CAL (NCAA)	12	6	.667	22-10
4. UCLA (NCAA)	11	7	.611	22-11
5. ORE (NIT)	10	8	.556	15-14
6. STAN (NIT)	9	9	.500	18-12
7. USC	6	12	.333	12-16
8. ASU (NIT)	6	12	.333	15-16
9. WASH	5	13	.278	11-17
10. WSU	1	17	.056	7-22

* - Pac-10 Tournament Champion

1990-91 (Pac-10)

	W	L	PCT	ALL
1. ARIZ (NCAA)	14	4	.778	28-7
2. UCLA (NCAA)	11	7	.611	23-9
3. ASU (NCAA)	10	8	.556	20-10
4. USC (NCAA)	10	8	.556	19-10
5. STAN (NIT*)	8	10	.444	20-13
6. WSU	8	10	.444	16-12
7. OSU	8	10	.444	14-14
8. ORE	8	10	.444	13-15
9. CAL	8	10	.444	13-15
10. WASH	5	13	.278	14-14

* - NIT Champion

1991-92 (Pac-10)

	W	L	PCT	ALL
1. UCLA (NCAA)	16	2	.889	28-5
2. USC (NCAA)	15	3	.833	24-6
3. ARIZ (NCAA)	13	5	.722	24-7
4. STAN (NCAA)	10	8	.556	18-11
5. WSU (NIT)	9	9	.500	22-11
6. ASU (NIT)	9	9	.500	19-14
7. OSU	7	11	.389	15-16
8. WASH	5	13	.278	12-17
9. CAL	4	14	.222	10-18
10. ORE	2	16	.111	6-21

1992-93 (Pac-10)

	W	L	PCT	ALL
1. ARIZ (NCAA)	17	1	.944	24-4
2. CAL (NCAA)	12	6	.667	21-9
3. UCLA (NCAA)	11	7	.611	22-11
4. ASU (NIT)	11	7	.611	18-10
5. USC (NIT)	9	9	.500	18-12
6. WSU	9	9	.500	15-12
7. OSU	9	9	.500	13-14
8. WASH	7	11	.389	13-14
9. ORE	3	15	.177	10-20
10. STAN				

YEARLY CONFERENCE STANDINGS



1993-94 (Pac-10)

	W	L	PCT	ALL
1. ARIZ (NCAA*)	14	4	.778	29-6
2. UCLA (NCAA)	13	5	.722	21-7
3. CAL (NCAA)	13	5	.722	22-8
4. WSU (NCAA)	10	8	.556	20-11
5. STAN (NIT)	10	8	.556	17-11
6. ASU (NIT)	10	8	.556	15-13
7. USC (NIT)	9	9	.500	16-12
8. ORE	6	12	.333	10-17
9. WASH	3	15	.167	5-22
10. OSU	2	16	.125	6-21

* - NCAA third place (tie)

1994-95 (Pac-10)

	W	L	PCT	ALL
1. UCLA (NCAA*)	16	2	.889	31-2
2. ARIZ (NCAA)	13	5	.722	23-8
3. ASU (NCAA)%	12	6	.667	24-9
4. ORE (NCAA)	11	7	.611	19-9
5. STAN (NCAA)	10	8	.556	20-9
6. WSU (NIT)	10	8	.556	18-12
7. OSU	6	12	.333	9-18
8. CAL^	5	13	.333	13-14
9. WASH	5	13	.278	9-18
10. USC	2	16	.111	7-21

^ As required by the NCAA, California later forfeited five league wins and 13 victories overall due to the participation of an ineligible player. Additional wins were credited to Arizona, UCLA and Washington. Two additional wins were granted to USC.

& - Postseason record of 2-1 later vacated.

* - NCAA Champion

1995-96 (Pac-10)

	W	L	PCT	ALL
1. UCLA (NCAA)	16	2	.889	23-8
2. ARIZ (NCAA)	13	5	.722	26-7
3. STAN (NCAA)	12	6	.667	20-9
4. CAL^ (NCAA)	11	7	.611	17-10
5. WASH (NIT)	9	9	.500	16-12
6. ORE	9	9	.500	16-13
7. WSU (NIT)	8	10	.444	17-12
8. ASU	6	12	.333	11-16
9. USC	4	14	.222	11-19
10. OSU	2	16	.111	4-23

^ As required by the NCAA, California later forfeited nine league wins and 15 victories overall due to the participation of an ineligible player. Additional victories were awarded to Arizona, Arizona State, Oregon, Stanford and Washington State. Oregon State and USC were granted two victories each.

1996-97 (Pac-10)

	W	L	PCT	ALL
1. UCLA (NCAA)	15	3	.833	24-8
2. STAN (NCAA)	12	6	.667	22-8
3. CAL (NCAA)	12	6	.667	23-9
4. USC (NCAA)	12	6	.667	17-11
5. ARIZ (NCAA*)	11	7	.611	25-9
6. WASH (NIT)	10	8	.556	17-11
7. ORE (NIT)	8	10	.444	17-11
8. WSU	5	13	.278	13-17
9. OSU	3	15	.167	7-20
10. ASU	2	16	.111	10-20

* - NCAA Champion

1997-98 (Pac-10)

	W	L	PCT	ALL
1. ARIZ (NCAA)	17	1	.944	30-5
2. STAN (NCAA)	15	3	.833	30-5
3. UCLA (NCAA)	12	6	.667	24-9
4. WASH (NCAA)	11	7	.611	20-10
5. ASU (NIT)	8	10	.444	18-14
6. ORE	8	10	.444	13-14
7. CAL	8	10	.444	12-15
8. USC	5	13	.278	9-19
9. OSU	3	15	.167	13-17
10. WSU	3	15	.167	10-19

1998-99 (Pac-10)

	W	L	PCT	ALL
1. STAN (NCAA)	15	3	.833	26-7
2. ARIZ (NCAA)%	13	5	.722	22-7
3. UCLA (NCAA)#	12	6	.667	22-9
4. WASH (NCAA)	10	8	.556	17-12
5. CAL (NIT*)	8	10	.444	22-11
6. ORE (NIT^)	8	10	.444	19-13
7. USC	7	11	.389	15-13
8. OSU	7	11	.389	13-14
9. ASU	6	12	.333	14-16
10. WSU	4	14	.222	10-19

* - NIT Champion

^ - NIT Final Four (4th place)

% - Postseason record of 0-1 later vacated.

- Postseason record of 0-1 later vacated.

1999-2000 (Pac-10)

	W	L	PCT	ALL
1. STAN (NCAA)	15	3	.833	27-4
2. ARIZ (NCAA)	15	3	.833	27-7
3. ORE (NCAA)	13	5	.722	22-8
4. UCLA (NCAA)	10	8	.555	21-12
5. ASU (NIT)	10	8	.555	19-13
6. USC	9	9	.500	16-14
7. CAL (NIT)	7	11	.389	18-15
8. OSU	5	13	.278	13-16
9. WASH	5	13	.278	10-20
10. WSU	1	17	.056	6-22

2000-01 (Pac-10)

	W	L	PCT	ALL
1. STAN (NCAA)	16	2	.889	31-3
2. ARIZ (NCAA*)	15	3	.833	28-8
3. UCLA (NCAA)	14	4	.778	23-9
4. USC (NCAA)	11	7	.611	24-10
5. CAL (NCAA)	11	7	.611	20-11
6. ORE	5	13	.278	14-14
7. ASU	5	13	.278	13-16
8. WSU	5	13	.278	12-16
9. OSU	4	14	.222	10-20
10. WASH	4	14	.222	10-20

* - NCAA runner-up

2001-02 (Pac-10)

	W	L	PCT	ALL
1. ORE (NCAA)	14	4	.777	26-9
2. CAL (NCAA)	12	6	.667	23-9
3. ARIZ* (NCAA)	12	6	.667	24-10
4. USC (NCAA)	12	6	.667	22-10
5. STAN (NCAA)	12	6	.667	20-10
6. UCLA (NCAA)	11	7	.611	21-12
7. ASU (NIT)	7	11	.388	14-15
8. WASH	5	13	.278	11-18
9. OSU	4	14	.222	12-17
10. WSU	1	17	.056	6-21

* - Pac-10 Tournament Champion

2002-03 (Pac-10)

	W	L	PCT	ALL
1. ARIZ (NCAA)	17	1	.944	28-4
2. STAN (NCAA)	14	4	.778	24-9
3. CAL (NCAA)	13	5	.722	22-9
4. ASU (NCAA)	11	7	.611	20-12
5. ORE* (NCAA)	10	8	.556	23-10
6. OSU	6	12	.333	13-15
7. USC	6	12	.333	13-17
8. UCLA	6	12	.333	10-19
9. WASH	5	13	.278	10-17
10. WSU	2	16	.111	7-20

* - Pac-10 Tournament Champion

2003-04 (Pac-10)

	W	L	PCT	ALL
1. STAN* (NCAA)	17	1	.944	30-2
2. WASH (NCAA)	12	6	.667	19-12
3. ARIZ (NCAA)	11	7	.611	20-10
4. ORE (NIT)	9	9	.500	18-13
5. CAL	9	9	.500	13-15
6. USC	8	10	.444	13-15
7. WSU	7	11	.389	13-16
8. UCLA	7	11	.389	11-17
9. OSU	6	12	.333	12-16
10. ASU	4	14	.222	10-17

* - Pac-10 Tournament Champion

2004-05 (Pac-10)

	W	L	PCT	ALL
1. ARIZ (NCAA)	15	3	.833	30-7
2. WASH* (NCAA)	14	4	.777	29-6
3. UCLA (NCAA)	11	7	.611	18-11
4. STAN (NCAA)	11	7	.611	18-13
5. OSU (NIT)	8	10	.444	17-15
6. ASU (NIT)	7	11	.389	18-14
7. WSU	7	11	.389	12-16
8. ORE	6	12	.333	14-13
9. CAL	6	12	.333	13-16
10. USC	5	13	.278	12-17

* - Pac-10 Tournament Champion

2005-06 (Pac-10)

	W	L	PCT	ALL
1. UCLA* (NCAA^)	14	4	.778	32-7
2. WASH (NCAA)	13	5	.722	26-7
3. CAL (NCAA)	12	6	.667	20-11
4. ARIZ (NCAA)	11	7	.611	20-13
5. STAN (NIT)	11	7	.611	16-14
6. USC	8	10	.444	17-13
7. ORE	7	11	.389	15-18
8. OSU	5	13	.278	13-18
9. ASU	5	13	.278	11-17
10. WSU	4	14	.222	11-17

* - Pac-10 Tournament Champion

^ - NCAA runner-up

2006-07 (Pac-10)

	W	L	PCT	ALL
1. UCLA (NCAA^)	15	3	.833	30-6
2. WSU (NCAA)	13	5	.722	26-8
3. ORE* (NCAA)	11	7	.611	29-8
4. USC (NCAA)	11	7	.611	25-12
5. ARIZ (NCAA)	11	7	.611	20-11
6. STAN (NCAA)	10	8	.556	18-13
7. WASH	8	10	.444	19-13
8. CAL	6	12	.333	16-17
9. OSU	3	15	.167	11-21
10. ASU	2	16	.111	8-22

* - Pac-10 Tournament Champion

^ - NCAA Final Four

2007-08 (Pac-10)

	W	L	PCT	ALL
1. UCLA* (NCAA^)	16	2	.889	35-4
2. STAN (NCAA)	13	5	.722	28-8
3. WSU (NCAA)	11	7	.600	26-9
4. USC (NCAA)&	11	7	.600	21-12
5. ASU (NIT)	9	9	.500	21-13
6. ORE (NCAA)	9	9	.500	18-14
7. ARIZ (NCAA)%	8	10	.444	19-15
8. WASH (CBI)	7	11	.389	16-17
9. CAL (NIT)	6	12	.333	17-16
10. OSU	0	18	.000	6-25

* - Pac-10 Tournament Champion

^ - NCAA Final Four

& - 21 wins and one loss later vacated due to NCAA penalty.

% - 19 wins and one loss later vacated due to NCAA penalty

2008-09 (Pac-10)

	W	L	PCT	ALL
1. WASH (NCAA)	14	4	.777	26-9
2. UCLA (NCAA)	13	5	.722	26-9
3. ASU (NCAA)	11	7	.611	25-10
4. CAL (NCAA)	11	7	.611	22-11
5. USC* (NCAA)	9	9	.500	22-13
6. ARIZ (NCAA)	9	9	.500	21-14
7. WSU (NIT)	8	10	.444	17-16
8. OSU (CBI)	7	11	.389	18-18
9. STAN (CBI)	6	12	.333	20-14
10. ORE	2	16	.111	8-23

* - Pac-10 Tournament Champion

2009-10 (Pac-10)

	W	L	PCT	ALL
1. CAL (NCAA)	13	5	.722	24-11
2. ASU (NIT)	12	6	.667	22-11
3. WASH* (NCAA)	11	7	.611	26-10
4. ARIZ	10	8	.556	16-15
5. USC	8	10	.444	16-14
6. OSU (CBI)	8	10	.444	14-18
7. UCLA	8	10	.444	14-18
8. ORE	7	11	.389	16-16
9. STAN	7	11	.389	14-18
10. WSU	6	12	.333	16-15

* - Pac-10 Tournament Champion

2010-11 (Pac-10)

	W	L	PCT	ALL
1. ARIZ (NCAA)	14	4	.778	30-8
2. UCLA (NCAA)	13	5	.722	23-11
3. WASH* (NCAA)	11	7	.611	24-11
4. USC (NCAA)	10	8	.556	19-15
5. CAL (NIT)	10	8	.556	18-15
6. WSU (NIT)	9	9	.500	22-12
7. ORE (CBI)	7	11	.389	19-17
8. STAN	7	11	.389	15-16
9. OSU	5	13	.278	11-20
10. ASU	4	14	.222	12-19

* - Pac-10 Tournament Champion

2011-12 (Pac-12)

	W	L	PCT	ALL
1. WASH (NIT)	14	4	.778	24-11
2. CAL (NCAA)	13	5	.722	24-10
3. ORE (NIT)	13	5	.722	24-10
4. ARIZ (NIT)	12	6	.667	23-12
5. COLO* (NCAA)	11	7	.611	24-12
6. UCLA	11	7	.611	19-14
7. STAN (NIT)	10	8	.556	26-11
8. OSU (CBI)	7	11	.389	21-15
9. WSU (CBI)	7	11	.389	19-18
10. ASU	6	12	.333	10-21
11. UTAH	3	15	.167	6-25
12. USC	1	17	.056	6-26

* - Pac-12 Tournament Champion

PAC-12 OVERTIME GAMES (1979-2011 = 90 games) (2012- current = 108 games)

No.	Year
13	1986
10	1984, '88, '00
8	1983, '95, '06, '07, '08, '09
7	1981, '82, '85, '99, '01, '04, '05
6	1998
5	1987, '91, '97, '03, '10
4	1992, '94, '96, '02
3	1979, '80, '12
2	1989, '90
1	1993

PAC-12 OVERTIME GAMES BY SCHOOL:

	1979-2011	2012-
1. WSU	45	1
2. CAL	44	0
USC	44	0
UCLA	44	0
5. ASU	42	0
6. ORE	37	0
7. OSU	34	2
8. WASH	35	0
9. STAN	30	1
10. ARIZ	29	1
11. UTAH	-	1
12. COLO	-	0

BEST PAC-12 START BEFORE FIRST CONFERENCE LOSS: (Since 1979)

ARIZ	16-0 (1998)
ASU	6-0 (1980)
CAL	7-0 (2003)
COLO	3-0 (2012)
ORE	3-0 (1991, '96, '02)
OSU	17-0 (1981)
STAN	17-0 (2004)
UCLA	9-0 (1983)
USC	5-0 (2000, '02)
UTAH	0-1 (2012)
WASH	6-0 (1982, '84)
WSU	7-0 (1983)

PAC-12 ALL-TIME COMPOSITE RECORD



CONFERENCE, ALL-TIME (Since 1916)

	YEARS	TITLES	W	L	PCT
1. Arizona	34	12 (2)	410	202	.670
2. UCLA	85	30 (2)	853	438	.661
3. Colorado	1	0	11	7	.661
4. Washington	96	11 (3)	839	714	.540
5. California	95	15 (4)	698	674	.509
6. USC	90	7 (1)	667	654	.504
7. Stanford	92	11 (4)	663	679	.494
8. Oregon State	91	12 (4)	733	753	.493
9. Oregon	89	4 (1)	659	802	.451
10. Arizona State	34	0	271	341	.443
11. Washington State	90	2	610	864	.414
12. Idaho	40	2	195	369	.346
13. Montana	8	0	15	58	.205
14. Utah	1	0	3	15	.167

CONFERENCE, 1979-2011 (Pac-10 years)

	YEARS	TITLES	W	L	PCT
1. UCLA	33	10	410	186	.688
2. Arizona	33	12 (2)	398	196	.668
3. Stanford	33	4 (1)	320	274	.537
4. Washington	33	3 (2)	284	310	.477
5. California	33	1	282	312	.473
6. USC	33	1 (1)	274	320	.460
7. Arizona State	33	0	265	329	.445
8. Oregon State	33	5 (2)	265	329	.445
9. Oregon	33	1	246	348	.413
10. Washington State	33	0	226	368	.379

CONFERENCE, 2012- (Pac-12 Years)

	YEARS	TITLES	W	L	PCT
1. Washington	1	1	14	4	.778
2. California	1		13	5	.722
3. Oregon	1		13	5	.722
4. Arizona	1		12	6	.667
5. Colorado	1		11	7	.611
6. UCLA	1		11	7	.611
7. Stanford	1		10	8	.556
8. Oregon State	1		7	11	.389
9. Washington State	1		7	11	.389
10. Arizona State	1		6	12	.333
11. Utah	1		3	15	.167
12. USC	1		1	17	.056

CONFERENCE, PAST 10 YEARS (2003-2012)

	YEARS	TITLES	W	L	PCT
1. Arizona	10	3	118	62	.656
2. UCLA	10	3	114	66	.633
3. Colorado	1		11	7	.611
4. Washington	10	2	109	71	.605
5. Stanford	10	1	106	74	.589
6. California	10	1	99	81	.550
7. Oregon	10		81	99	.450
8. USC	10		77	103	.423
9. Washington State	10		74	106	.411
10. Arizona State	10		71	109	.394
11. Oregon State	10		55	125	.306
12. Utah	1		3	15	.167

(indicates number of shared titles and is included in team total)

ALL GAMES, ALL-TIME

	YEARS	W	L	PCT
1. UCLA	93	1728	769	.692
2. Utah	104	1670	918	.6452
3. Arizona	107	1618	892	.6446
4. Washington	110	1665	1079	.607
5. USC	106	1479	1096	.574
6. California	103	1468	1096	.573
7. Stanford	97	1403	1053	.5712
8. Oregon State	111	1640	1233	.5708
9. Oregon	107	1477	1293	.533
10. Arizona State	100	1250	1130	.525
11. Washington State	111	1514	1386	.522
12. Colorado	109	1176	1115	.513

(Totals based on the 2011-12 NCAA Records Book)

Under the Pac-12's current 18-game Conference schedule, no team has finished league play undefeated. Seven times a team has finished league play at 17-1:

1981	OSU
1988	ARIZ
1989	ARIZ
1993	ARIZ
1998	ARIZ
2003	ARIZ
2004	STAN

In addition, seven times a team has reached the halfway point of league play at 9-0:

1980	OSU
1981	OSU
1983	UCLA
1988	ARIZ
1993	ARIZ
1998	ARIZ
2004	STAN

There have been three instances in which a team managed a perfect road record in Pac-10 play (9-0):

1981	OSU
2001	STAN
2003	ARIZ

There have been 24 teams with an unblemished home record in league play (9-0):

1980	OSU
1981	OSU
1982	OSU
1983	WSU
1984	OSU/WASH
1986	ARIZ
1988	ARIZ
1989	ARIZ/STAN
1990	ARIZ/OSU
1991	ARIZ
1992	USC
1993	ARIZ
1996	UCLA
1997	STAN
1998	ARIZ
1999	ARIZ
2000	ARIZ
2002	ORE
2003	STAN
2004	STAN
2005	WASH
2007	UCLA
2011	ARIZ

Cumulative home court records in Pac-12 play:

1979	61-29
1980	53-37
1981	49-41
1982	57-33
1983	58-32
1984	59-31
1985	52-38
1986	59-31
1987	58-32
1988	52-38
1989	53-37
1990	57-33
1991	64-26
1992	56-34
1993	55-35
1994	55-35
1995	51-39
1996	54-36
1997	63-27
1998	54-36
1999	62-28
2000	50-40
2001	51-39
2002	55-35
2003	54-36
2004	55-35
2005	56-34
2006	51-39
2007	55-35
2008	48-42
2009	57-31
2010	56-34
2011	58-32
2012	72-36

Cumulative non-conference record (includes postseason):

1979	64-35
1980	69-32
1981	66-26
1982	62-37
1983	69-44
1984	65-46
1985	79-42
1986	63-50
1987	63-41
1988	61-47
1989	71-37
1990	70-33
1991	90-30
1992	88-36
1993	71-39
1994	71-38
1995	83-30
1996	77-39
1997	85-34
1998	89-35
1999	89-30
2000	91-41
2001	95-37
2002	82-38
2003	73-35
2004	62-36
2005	84-31
2006	82-36
2007	103-31
2008	107-34
2009	105-37
2010	80-48
2011	97-47
2012	105-64

PAC-12 YEARLY CONFERENCE FINISHES

	ARIZ	ASU	CAL	IDA	MON	ORE	OSU	STAN	UCLA	USC	WASH	WSU	CHAMPION
1915-16	—	—	1t	—	—	—	1t	—	—	—	3	—	California/OSU
1916-17	—	—	2	—	—	6	4	5	—	—	3	1	Washington State
1917-18	—	—	—	—	—	—	—	—	—	—	—	—	—
1918-19	—	—	3	—	—	1	5	6	—	—	4	2	Oregon
1919-20	—	—	2	—	—	6	4	1	—	—	5	3	Stanford
1920-21	—	—	1t	—	—	4	6	1t	—	—	3	5	Stanford/California
1921-22	—	—	3	1	—	8	2	5	—	7	4	6	Idaho
1922-23	—	—	1tS*	1tN*	—	5N	3tN	1tS	—	3	1tN	3tN	Idaho
1923-24	—	—	1S	4N	6N	3N	2N	3S	—	2S	1N	5N	California
1924-25	—	—	1S	3tN	5N	1tN	1tN*	2S	—	—	3tN	6N	California
1925-26	—	—	1S	3N	5N	1N	2N	2S	—	3S	4N	6N	California
1926-27	—	—	1S	2tN	6N	1N	4N	2S	—	3S	2tN	5N	California
1927-28	—	—	1tS	3tN	3tN	2N	3tN	4S	3S	1tS*	1N	6N	USC
1928-29	—	—	1S	2N	6N	5N	4N	2S	4S	3S	1N	3N	California
1929-30	—	—	2S	5N	—	3N	4N	4S	3S	1S	1N	2N	USC
1930-31	—	—	1S	5N	—	4N	3N	4S	3S	2S	1N	2N	Washington
1931-32	—	—	1tS*	5N	—	4N	3N	4S	3S	1tS	1N	2N	California
1932-33	—	—	2S	3tN	—	5N	1N	3S	4S	1S	2N	3tN	Oregon State
1933-34	—	—	2S	5N	—	2N	3N	3S	4S	1S	1N	4N	Washington
1934-35	—	—	2S	5N	—	3N	1N	3tS	3tS	1S	2N	4N	USC
1935-36	—	—	3S	5N	—	4N	2N	1tS*	4S	1tS	1N	3N	Stanford
1936-37	—	—	3S	5N	—	1tN	4N	1S	4S	2S	1tN	1tN	Stanford
1937-38	—	—	2S	3tN	6N	1N	5N	1S	4S	3S	2N	3tN	Stanford
1938-39	—	—	1tS*	5N	—	1N	4N	3S	4S	1tS	2N	3N	Oregon
1939-40	—	—	3S	5N	—	2N	1N	2S	4S	1S	4N	3N	USC
1940-41	—	—	2tS	5N	—	3tN	2N	1S	4S	2tS	3tN	1N	Washington State
1941-42	—	—	3S	5N	—	4N	1N	1S	4S	2S	2N	3N	Stanford
1942-43	—	—	4S	5N	—	2N	4N	2tS	2tS	1S	1N	3N	Washington
1943-44	—	—	1S	3tN	—	2N	3tN	—	2S	3S	1N	5N	Washington/CAL
1944-45	—	—	3S	5N	—	1tN*	3N	—	1S	2S	4N	1tN	Oregon/UCLA
1945-46	—	—	1S	1N	—	3N	2N	4S	3S	2S	4N	5N	California
1946-47	—	—	2S	5N	—	4N	1N	3S	1S	4S	3N	2N	Oregon State
1947-48	—	—	1S	5N	—	4N	1tN	3tS	3tS	2S	1tN*	3N	Washington
1948-49	—	—	4S	3tN	—	3tN	1N	3S	1S	2S	5N	2N	Oregon State
1949-50	—	—	3S	4N	—	5N	2tN	4S	1S	2S	2tN	1N	UCLA
1950-51	—	—	4S	4tN	—	2N	4tN	3S	1tS*	1tS	1N	3N	Washington
1951-52	—	—	2tS	2N	—	3N	5N	2tS	1S	4S	1N	4N	UCLA
1952-53	—	—	1S	2tN	—	2tN	4N	4S	3S	2S	1N	5N	Washington
1953-54	—	—	3S	2tN	—	2tN	1N	4S	2S	1S	4N	5N	USC
1954-55	—	—	4S	4tN	—	2N	1N	2S	1S	3S	3N	4tN	Oregon State
1955-56	—	—	3t	8	—	6t	6t	3t	1	5	2	9	UCLA
1956-57	—	—	1	7t	—	9	6	5	2t	4	2t	7t	California
1957-58	—	—	1t	4	—	7	1t	6	3	5	8	9	OSU/California
1958-59	—	—	1	7	—	8	6	3t	3t	5	2	9	California
1959-60	—	—	1	—	—	—	—	4	2	3	5	—	California
1960-61	—	—	4	—	—	—	—	5	2	1	3	—	USC
1961-62	—	—	5	—	—	—	—	2	1	3t	3t	—	UCLA
1962-63	—	—	5	—	—	—	—	1t	1t	3t	3t	—	Stanford/UCLA
1963-64	—	—	3	—	—	—	—	2	1	4	5	6	UCLA
1964-65	—	—	7	—	—	8	4	2	1	3	6	5	UCLA
1965-66	—	—	7t	—	—	4t	1	3	2	4t	7t	4t	Oregon State
1966-67	—	—	5t	—	—	8	2t	4	1	5t	5t	2t	UCLA
1967-68	—	—	4	—	—	8	5t	5t	1	2	7	3	UCLA
1968-69	—	—	7t	—	—	5t	5t	7t	1	3	4	2	UCLA
1969-70	—	—	6	—	—	4	7	8	1	2t	5	2t	UCLA
1970-71	—	—	3t	—	—	3t	6	7t	1	2	5	7t	UCLA
1971-72	—	—	5	—	—	8	3t	6	1	3t	2	7	UCLA
1972-73	—	—	7	—	—	3	5t	4	1	2	5t	8	UCLA
1973-74	—	—	7t	—	—	3	5	6	1	2	4	7t	UCLA

PAC-12 YEARLY CONFERENCE FINISHES



	ARIZ	ASU	CAL	COLO	IDA	MON	ORE	OSU	STAN	UCLA	USC	UTAH	WASH	WSU	CHAMPION
1974-75	—	—	4	—	—	—	5t	2	5t	1	3	—	5t	8	UCLA
1975-76#	—	—	6	—	—	—	2t	2t	7	1	8	—	4	5	UCLA
1976-77	—	—	6	—	—	—	2	4t	7	1	8	—	4t	3	UCLA
1977-78	—	—	7	—	—	—	5t	2	8	1	3t	—	5t	3t	UCLA
1978-79	4t	6t	10	—	—	—	6t	3	8t	1	2	—	8t	4t	UCLA
1979-80	6	2	10	—	—	—	7t	1	7t	4	7t	—	5	3	Oregon State
1980-81	5t	2	8t	—	—	—	7	1	8t	3	4	—	5t	10	Oregon State
1981-82	8t	6t	6t	—	—	—	8t	1	10	2	3	—	4	5	Oregon State
1982-83	10	3t	6t	—	—	—	9	3t	8	1	5	—	6t	2	UCLA
1983-84	5t	5t	9	—	—	—	3	1t	5t	4	8	—	1t	10	OSU/Washington
1984-85	3t	7	9	—	—	—	6	3t	10	3t	1t	—	1t	8	USC/Washington
1985-86	1	5t	3	—	—	—	9	5t	5t	4	10	—	2	5t	Arizona
1986-87	2	8t	3t	—	—	—	7	3t	6	1•	10	—	3t	8t	UCLA
1987-88	1•	7	8t	—	—	—	5	2t	4	2t	8t	—	8t	6	Arizona
1988-89	1•	7	5	—	—	—	9	3t	2	3t	10	—	6	8	Arizona
1989-90	1t•	7t	3	—	—	—	5	1t	6	4	7t	—	9t	9t	Arizona/OSU
1990-91	1	3t	5t	—	—	—	5t	5t	5t	2	3t	—	5t	10	Arizona
1991-92	3	5t	9	—	—	—	10	7	4	1	2	—	8	5t	UCLA
1992-93	1	3t	2	—	—	—	9	5t	10	3t	5t	—	5t	8	Arizona
1993-94	1	4t	2t	—	—	—	8	10	4t	2t	7	—	9	4t	Arizona
1994-95&	2	3	8t	—	—	—	4	7	5t	1	10	—	8t	5t	UCLA
1995-96&	2	8	4	—	—	—	5t	10	3	1	9	—	5t	7	UCLA
1996-97	5	10	2t	—	—	—	7	9	2t	1	2t	—	6	8	UCLA
1997-98	1	5t	5t	—	—	—	5t	9t	2	3	8	—	4	9t	Arizona
1998-99	2	9	5t	—	—	—	5t	7t	1	3	7t	—	4	10	Stanford
1999-00	1t	4t	7	—	—	—	3	8t	1t	4t	6	—	8t	10	Arizona/Stanford
2000-01	2	6t	4t	—	—	—	6t	9t	1	3	4t	—	9t	6t	Stanford
2001-02	2t•	7	2t	—	—	—	1	9	2t	6	2t	—	8	10	Oregon
2002-03	1	4	3	—	—	—	5•	6t	2	6t	6t	—	9	10	Arizona
2003-04	3	10	4t	—	—	—	4t	9	1•	7t	6	—	2	7t	Stanford
2004-05	1	6t	8t	—	—	—	8t	6t	3t	3t	10	—	2	6t	Arizona
2005-06	4t	8t	3	—	—	—	7	8t	4t	1•	6	—	2	10	UCLA
2006-07	3t	10	8	—	—	—	3t•	9	6	1	3t	—	7	2	UCLA
2007-08	7	5t	9	—	—	—	5t	10	2	1•	3t	—	8	3t	UCLA
2008-09	5t	3t	3t	—	—	—	10	8	9	2	5t	—	1	7	Washington
2009-10	4	2	1	—	—	—	8t	5t	8t	5t	5t	—	3	10	California
2010-11	1	10	5	—	—	—	7t	9	7t	2	4	—	3	6	Arizona
2010-11	1	10	5	—	—	—	7t	9	7t	2	4	—	3	6	Arizona
2011-12	4	10	2t	5t	—	—	2t	8t	7	5t	12	11	1	8t	Washington

Conference champion in **boldface**

* - Divisional champion

• - Pac-12 Tournament champion

- 1975-76 standings reflect on-court standings (Oregon State subsequently forfeited seven Conference games)

& - 1994-95 and 1995-96 reflect on-court standings. (California subsequently forfeited five Conference games in 1995 and nine Conference games in 1996).

Pacific Coast Conference (PCC), 1915-16 - 1958-59

Athletic Association of Western Universities (AAWU), 1959-60 - 1967-68

Pacific-8 Conference (Pac-8), 1968-69 - 1977-78

Pacific-10 Conference (Pac-10), 1978-79 - 2010-11

Pac-12 Conference (Pac-12), 2011-12-present

CONFERENCE TITLES BY SCHOOL (Includes shared titles)	
1. UCLA	30
2. California.....	15
3. Arizona.....	12
Oregon State	12
Washington	12
6. Stanford	11
7. USC	7
8. Oregon.....	4
9. Idaho	2
Washington State.....	2
11. Arizona State	0
Colorado.....	0
Utah.....	0
Montana.....	0

Results since 1978-79 only (the first season of Pac-10 play from Pac-8). # - Non-Conference game

ARIZ vs. ASU

ARIZ leads all-time series, 142-80
Longest Win Streak (Since 1978-79):
ARIZ: 12, 1996-2001; 2002-07
ASU: 9, 1980-1983

First meeting:

1913-14	#ARIZ ... 41-17.....	Tuc
1978-79	#ASU ... 84-82.....	McK
	ASU 76-68.....	UAC
	ARIZ 85-80.....	McK
1979-80	#ASU 85-78.....	UAC
	ASU 97-72.....	McK
	ASU 78-72.....	UAC
1980-81	ASU 83-65.....	UAC
	ASU 71-66.....	McK
1981-82	ASU 55-54.....	McK
	ASU 82-56.....	UAC
1982-83	ASU 82-69.....	UAC
	ASU 77-70.....	McK
1983-84	ARIZ 71-49.....	McK
	ARIZ 65-64.....	UAC
1984-85	ARIZ 61-60.....	UAC
	ARIZ 68-48.....	McK
1985-86	ARIZ 62-53.....	McK
	ASU 70-63.....	UAC
1986-87	ARIZ 82-67.....	UAC
	ARIZ 66-54.....	McK
1987-88	ARIZ 99-59.....	McK
	ARIZ 101-73.....	UAC
1988-89	ARIZ 96-71.....	UAC
	ARIZ 109-74.....	McK
1989-90	ARIZ 70-61.....	UAC
	ARIZ 71-50.....	McK
1990-91	ARIZ 74-71.....	UAC
	ARIZ 71-50.....	McK
1991-92	ARIZ 92-55.....	McK
	ASU 77-74.....	UAC
1992-93	ARIZ 91-87.....	UAC
	ARIZ 116-80.....	McK
1993-94	ARIZ 98-81.....	McK
	ASU 94-87.....	UAC
1994-95	ASU 53-52.....	UAC
	ASU 103-98 (2OT) ..	McK
1995-96	ARIZ 71-69.....	McK
	ARIZ 108-76.....	UAC
1996-97	ARIZ 92-84.....	UAC
	ARIZ 87-71.....	McK
1997-98	ARIZ 127-99.....	McK
	ARIZ 83-82.....	UAC
1998-99	ARIZ 74-73.....	WFA
	ARIZ 86-80.....	McK
1999-00	ARIZ 82-55.....	McK
	ARIZ 89-82.....	WFA
2000-01	ARIZ 86-75.....	McK
	ARIZ 88-58.....	WFA
2001-02	ASU 88-72.....	WFA
	ARIZ 83-75.....	McK
	ARIZ 73-56.....	Stp (1)
2002-03	ARIZ 71-63.....	McK
	ARIZ 92-72.....	WFA
2003-04	ARIZ 93-74.....	WFA
	ARIZ 106-81.....	McK
2004-05	ARIZ 94-79.....	McK
	ARIZ 70-68.....	WFA
2005-06	ARIZ 80-70.....	WFA
	ARIZ 68-47.....	McK
2006-07	ARIZ 71-47.....	McK
	ARIZ 61-58.....	WFA
2007-08	ASU 64-59 (OT).....	WFA
	ASU 59-54.....	McK
2008-09	ASU 53-47.....	McK
	ASU 70-68.....	WFA
	ASU 68-56.....	Stp (1)

2009-10	ARIZ 77-58.....	WFA
	ASU 73-69.....	McK
2010-11	ARIZ 80-69.....	McK
	ARIZ 67-52.....	WFA
2011-12	ARIZ 68-51.....	McK
	ASU 87-80.....	WFA

ARIZ vs. CAL

ARIZ leads all-time series, 55-28
Longest Win Streak (Since 1978-79):
ARIZ: 10, 2000-2004
CAL: 4, 1982-1983

First meeting:

1923-24	#CAL ... 38-30.....	Oak
1978-79	ARIZ 69-64.....	McK
	ARIZ 83-75.....	H
1979-80	ARIZ 89-81.....	H
	ARIZ 65-62.....	McK
1980-81	ARIZ 73-71.....	H
	ARIZ 83-72.....	McK
1981-82	CAL 85-73.....	McK
	CAL 63-59.....	H
1982-83	CAL 59-57.....	H
	CAL 84-59.....	McK
1983-84	ARIZ 56-50.....	McK
	CAL 70-62.....	H
1984-85	ARIZ 69-67.....	H
	ARIZ 66-48.....	McK
1985-86	ARIZ 79-72 (2OT) ..	McK
	ARIZ 61-52.....	H
1986-87	CAL 82-81 (2OT) ..	McK
	ARIZ 70-51.....	H
1987-88	ARIZ 80-51.....	McK
	ARIZ 74-62.....	H
	ARIZ 88-64.....	McK (1)
1988-89	ARIZ 64-55.....	H
	ARIZ 86-59.....	McK
1989-90	ARIZ 71-70 (OT) ..	McK
	ARIZ 93-68.....	H
1990-91	CAL 85-78.....	H
	ARIZ 100-63.....	McK
1991-92	ARIZ 80-68.....	H
	ARIZ 100-77.....	McK
1992-93	ARIZ 93-81.....	McK
	CAL 74-71.....	OC
1993-94	CAL 98-93 (OT) ..	McK
	ARIZ 96-77.....	H
1994-95	ARIZ 99-86.....	H
	&CAL 74-72.....	McK
1995-96	ARIZ 71-68.....	McK
	&CAL 99-75.....	OC
1996-97	ARIZ 81-80.....	McK
	CAL 79-77.....	CP
1997-98	ARIZ 70-57.....	TNA
	ARIZ 76-73.....	McK
1998-99	ARIZ 91-74.....	McK
	CAL 89-76.....	TNA
1999-00	ARIZ 65-61.....	HP
	ARIZ 70-61.....	McK
2000-01	ARIZ 78-75.....	McK
	ARIZ 78-76.....	HP
2001-02	ARIZ 68-58.....	HP
	ARIZ 99-53.....	McK
	ARIZ 90-78.....	Stp (1)
2002-03	ARIZ 95-80.....	McK
	ARIZ 88-75.....	HP
2003-04	ARIZ 95-75.....	McK
	CAL 87-83.....	HP
2004-05	ARIZ 87-67.....	HP
	ARIZ 97-76.....	McK
	ARIZ 88-63.....	Stp (1)
2005-06	ARIZ 66-55.....	McK

	CAL 75-66.....	HP
2006-07	ARIZ 94-85.....	McK
	ARIZ 70-65.....	HP
2007-08	ARIZ 79-75.....	HP
	ARIZ 83-73.....	McK
2008-09	CAL 69-55.....	HP
	CAL 83-77.....	McK
2009-10	ARIZ 76-72.....	McK
	CAL 95-71.....	HP
2010-11	ARIZ 73-71.....	McK
	ARIZ 107-105 (3 OT) ..	HP
2011-12	ARIZ 78-74.....	HP

ARIZ vs. COLO

COLO leads all-time series, 9-7
Longest Win Streak:
ARIZ: 3, 1973-2010
COLO: 4, 1960-1961

First meeting:

1960-61	COLO ... 82-72.....	BDG
2011-12	COLO ... 64-63.....	CEC
	ARIZ 71-57.....	McK
	COLO ... 53-51.....	Stp (1)

ARIZ vs. ORE

ARIZ leads all-time series, 45-24
Longest Win Streak (Since 1978-79):
ARIZ: 12, 1991-1997
ORE: 3, 1983-1984; 2007-08

First meeting:

1978-79	ORE 63-60.....	McA
1978-79	ORE 63-60.....	McA
	ARIZ 69-67 (OT) ..	McK
1979-80	ORE 90-73.....	McK
	ORE 76-62.....	McA
1980-81	ARIZ 73-70.....	McK
	ORE 79-75.....	McA
1981-82	ORE 97-88.....	McA
	ARIZ 97-78.....	McK
1982-83	ORE 86-84.....	McK
	ORE 63-57 (OT) ..	McA
1983-84	ORE 69-55.....	McA
	ARIZ 75-67 (OT) ..	McK
1984-85	ARIZ 73-54.....	McA
	ORE 43-40.....	McK
1985-86	ARIZ 85-68.....	McK
	ARIZ 65-59.....	McA
1986-87	ORE 55-54 (OT) ..	McA
	ARIZ 68-53.....	McK
	ORE 72-63.....	PP (1)
1987-88	ARIZ 70-54.....	McA
	ARIZ 89-57.....	McK
1988-89	ARIZ 95-71.....	McK
	ARIZ 78-57.....	McA
1989-90	ORE 68-63.....	McA
	ARIZ 84-58.....	McK
1990-91	ORE 62-58.....	McA
	ARIZ 107-65.....	McK
1991-92	ARIZ 104-53.....	McK
	ARIZ 104-56.....	McA
1992-93	ARIZ 92-60.....	McA
	ARIZ 99-68.....	McK
1993-94	ARIZ 98-86.....	McK
	ARIZ 75-71.....	McA
1994-95	ARIZ 97-89.....	McA
	ARIZ 97-76.....	McK
1995-96	ARIZ 81-63.....	McK
	ARIZ 70-65.....	McA
1996-97	ARIZ 88-66.....	McK
	ORE 78-72.....	McA
1997-98	ARIZ 87-57.....	McK

	ARIZ 81-66.....	McA
1998-99	ARIZ 85-83.....	McA
	ARIZ 92-86.....	McK
1999-00	ARIZ 77-71.....	McK
	ORE 86-81.....	McA
2000-01	ORE 79-67.....	McA
	ARIZ 104-65.....	McK
2001-02	ORE 105-75.....	McA
	ORE 90-80.....	McK
2002-03	ARIZ 81-72.....	McA
	ARIZ 88-80.....	McK
2003-04	ARIZ 90-66.....	McK
	ARIZ 100-87.....	McA
2004-05	ARIZ 74-66.....	McA
	ARIZ 92-67.....	McK
2005-06	ORE 73-68.....	McA
	ARIZ 70-68.....	McK
2006-07	ORE 79-77.....	McK
	ARIZ 77-74.....	McA
	ORE 69-50.....	Stp (1)
2007-08	ORE 84-74.....	McK
	ORE 78-69.....	McA
2008-09	ARIZ 67-52.....	McK
	ARIZ 87-77.....	McA
2009-10	ARIZ 74-60.....	McA
	ARIZ 70-57.....	McK
2010-11	ARIZ 76-57.....	McA
	ARIZ 90-82.....	McK
2011-12	ORE 59-57.....	McK

ARIZ vs. OSU

ARIZ leads all-time series, 55-20
Longest Win Streak (Since 1978-79):
ARIZ: 17, 1990-1998
OSU: 11, 1979-1984

First meeting:

1976-77	#ARIZ ... 81-73.....	G
1978-79	OSU 116-80.....	G
	OSU 93-79.....	McK
1979-80	OSU 77-72.....	McK
	OSU 73-63.....	G
1980-81	OSU 61-49.....	McK
	OSU 80-62.....	G
1981-82	OSU 68-55.....	G
	OSU 92-64.....	McK
1982-83	OSU 72-54.....	McK
	OSU 81-56.....	G
1983-84	OSU 103-48.....	G
	ARIZ 69-58.....	McK
1984-85	OSU 59-55.....	G
	ARIZ 69-58.....	McK
1985-86	ARIZ 63-62 (OT) ..	McK
	ARIZ 55-53.....	G
1986-87	ARIZ 54-48.....	G
	ARIZ 71-61.....	McK
1987-88	ARIZ 70-48.....	G
	ARIZ 77-62.....	McK
	ARIZ 93-67.....	McK (1)
1988-89	ARIZ 73-69.....	G
	ARIZ 85-64.....	McK
	ARIZ 98-87.....	For (1)
1989-90	OSU 84-61.....	G
	ARIZ 87-60.....	McK
1990-91	ARIZ 103-65.....	G
	ARIZ 82-67.....	McK
1991-92	ARIZ 86-58.....	McK
	ARIZ 70-62.....	G
1992-93	ARIZ 57-54.....	G
	ARIZ 81-70.....	McK
1993-94	ARIZ 100-56.....	McK
	ARIZ 96-69.....	G
1994-95	ARIZ 111-98.....	G

PAC-12 TEAM VS. TEAM RESULTS



ARIZ.....	83-69.....	Mck
1995-96	ARIZ.....	84-60..... Mck
	ARIZ.....	66-59..... G
1996-97	ARIZ.....	99-48..... Mck
	ARIZ.....	74-64..... G
1997-98	ARIZ.....	93-80..... Mck
	ARIZ.....	71-70..... G
1998-99	OSU.....	60-59..... G
	ARIZ.....	89-72..... Mck
1999-00	ARIZ.....	90-73..... Mck
	OSU.....	70-69 (OT)..... G
2000-01	ARIZ.....	68-41..... G
	ARIZ.....	65-54..... Mck
2001-02	ARIZ.....	76-73..... G
	ARIZ.....	93-87..... Mck
2002-03	ARIZ.....	80-65..... G
	ARIZ.....	72-60..... Mck
2003-04	ARIZ.....	109-75..... Mck
	OSU.....	90-84..... G
2004-05	ARIZ.....	92-83..... G
	ARIZ.....	91-70..... Mck
	ARIZ.....	90-59..... Stp (1)
2005-06	OSU.....	75-65..... G
	ARIZ.....	80-58..... Mck
2006-07	ARIZ.....	83-72..... Mck
	ARIZ.....	72-66..... G
2007-08	ARIZ.....	76-63..... Mck
	ARIZ.....	81-45..... G
	ARIZ.....	87-56..... Stp (1)
2008-09	ARIZ.....	64-47..... Mck
	ARIZ.....	56-53..... G
2009-10	OSU.....	67-64..... G
	OSU.....	63-55..... Mck
2010-11	OSU.....	76-75..... G
	ARIZ.....	70-59..... Mck
	ARIZ.....	78-69..... Stp (1)
2011-12	ARIZ.....	81-73 (OT)..... Mck
	ARIZ.....	72-61..... Stp (1)

ARIZ vs. STAN

ARIZ leads all-time series, 54-29
 Longest Win Streak (Since 1978-79):
 ARIZ: 15, 1989-1995
 STAN: 4, 2008-09

First meeting:

1937-38 #STAN.. 44-28..... Tuc

1978-79	ARIZ.....	74-64..... Mck
	ARIZ.....	63-62..... MP
1979-80	STAN.....	99-80..... MP
	ARIZ.....	95-88..... Mck
1980-81	ARIZ.....	91-81..... MP
	ARIZ.....	73-69..... Mck
1981-82	ARIZ.....	61-54..... Mck
	ARIZ.....	72-67..... MP
1982-83	STAN.....	86-69..... MP
	ARIZ.....	74-73..... Mck
1983-84	STAN.....	74-66..... Mck
	ARIZ.....	87-76..... MP
1984-85	STAN.....	55-51..... MP
	ARIZ.....	68-56..... Mck
1985-86	ARIZ.....	77-69..... Mck
	STAN.....	62-56..... MP
1986-87	ARIZ.....	77-70..... Mck
	STAN.....	75-73..... MP
1987-88	ARIZ.....	90-65..... Mck
	STAN.....	82-74..... MP
	ARIZ.....	97-83..... Mck (1)
1988-89	STAN.....	83-78..... MP
	ARIZ.....	72-52..... Mck
	ARIZ.....	73-51..... For (1)
1989-90	ARIZ.....	68-61..... Mck
	ARIZ.....	80-61..... MP
	ARIZ.....	85-61..... UAC (1)
1990-91	ARIZ.....	78-76..... MP

ARIZ.....	89-51.....	Mck
1991-92	ARIZ.....	72-70..... MP
	ARIZ.....	89-83..... Mck
1992-93	ARIZ.....	96-61..... Mck
	ARIZ.....	94-80..... MP
1993-94	ARIZ.....	89-72..... Mck
	ARIZ.....	77-60..... MP
1994-95	ARIZ.....	89-83 (OT)..... MP
	ARIZ.....	84-73..... Mck
1995-96	STAN.....	85-79..... Mck
	STAN.....	80-71..... MP
1996-97	ARIZ.....	76-75..... Mck
	STAN.....	81-80..... MP
1997-98	ARIZ.....	93-75..... MP
	ARIZ.....	90-58..... Mck
1998-99	ARIZ.....	78-76..... Mck
	STAN.....	98-83..... MP
1999-00	ARIZ.....	68-65..... MP
	ARIZ.....	86-81..... Mck
2000-01	STAN.....	85-76..... Mck
	ARIZ.....	76-75..... MP
2001-02	ARIZ.....	88-82 (OT)..... MP
	STAN.....	76-71..... Mck
2002-03	STAN.....	82-77..... Mck
	ARIZ.....	72-69..... MP
2003-04	STAN.....	83-72..... Mck
	STAN.....	80-77..... MP
2004-05	STAN.....	87-76..... MP
	ARIZ.....	90-72..... Mck
2005-06	ARIZ.....	90-81 (OT)..... Mck
	ARIZ.....	76-72..... MP
	ARIZ.....	73-68..... Stp (1)
2006-07	ARIZ.....	89-75..... Mck
	ARIZ.....	85-80 (OT)..... MP
2007-08	STAN.....	56-52..... MP
	STAN.....	67-66..... Mck
	STAN.....	75-64..... Stp (1)
2008-09	STAN.....	76-60..... MP
	ARIZ.....	101-87..... Mck
2009-10	ARIZ.....	76-68..... Mck
	ARIZ.....	71-69..... MP
2010-11	ARIZ.....	67-57..... Mck
	ARIZ.....	78-69..... MP
2011-12	ARIZ.....	53-43..... MP

ARIZ vs. UCLA

UCLA leads all-time series, 49-37
 Longest Win Streak (Since 1978-79):
 ARIZ: 4, four times
 UCLA: 11, 1979-1984

First meeting:

1922-23 #UCLA.. 44-30..... LA

1978-79	ARIZ.....	70-69..... Mck
	UCLA.....	110-86..... PP
1979-80	UCLA.....	69-59..... PP
	UCLA.....	90-78..... Mck
1980-81	UCLA.....	79-76..... Mck
	UCLA.....	90-79..... PP
1981-82	UCLA.....	65-56..... PP
	UCLA.....	88-73..... Mck
1982-83	UCLA.....	92-87..... Mck
	UCLA.....	111-58..... PP
1983-84	UCLA.....	61-58..... Mck
	UCLA.....	68-60..... PP
1984-85	ARIZ.....	53-52..... Mck
	UCLA.....	58-54..... PP
1985-86	ARIZ.....	85-60..... Mck
	ARIZ.....	88-76..... PP
1986-87	UCLA.....	84-83..... Mck
	UCLA.....	81-65..... PP
1987-88	ARIZ.....	86-74..... Mck
	ARIZ.....	78-76 (OT)..... PP
1988-89	ARIZ.....	102-64..... Mck
	ARIZ.....	89-86..... PP

1989-90	UCLA.....	73-63..... PP
	ARIZ.....	83-74..... Mck
	ARIZ.....	94-78..... UAC (1)
1990-91	ARIZ.....	82-77..... Mck
	ARIZ.....	105-94 (OT)..... PP
1991-92	UCLA.....	89-87..... Mck
	UCLA.....	89-81..... PP
1992-93	ARIZ.....	82-80..... PP
	ARIZ.....	99-80..... Mck
1993-94	UCLA.....	74-66..... PP
	ARIZ.....	98-74..... Mck
1994-95	UCLA.....	71-61..... Mck
	UCLA.....	72-70..... PP
1995-96	ARIZ.....	88-79..... Mck
	UCLA.....	76-75..... PP
1996-97	UCLA.....	84-78 (OT)..... PP
	UCLA.....	66-64..... Mck
1997-98	ARIZ.....	74-65..... Mck
	ARIZ.....	91-87..... PP
1998-99	UCLA.....	82-75..... PP
	ARIZ.....	87-70..... Mck
1999-00	ARIZ.....	76-61..... PP
	ARIZ.....	99-84..... Mck
2000-01	ARIZ.....	88-53..... Mck
	UCLA.....	79-77 (OT)..... PP
2001-02	ARIZ.....	96-86..... Mck
	UCLA.....	77-76..... PP
2002-03	ARIZ.....	87-52..... PP
	ARIZ.....	106-70..... Mck
	UCLA.....	96-89 (OT)..... Stp (1)
2003-04	ARIZ.....	97-72..... PP
	ARIZ.....	107-83..... Mck
2004-05	ARIZ.....	76-73..... Mck
	ARIZ.....	83-73..... PP
2005-06	UCLA.....	85-79..... Mck
	UCLA.....	84-73..... PP
	UCLA.....	71-59..... Stp (1)
2006-07	UCLA.....	73-69..... PP
	UCLA.....	81-66..... Mck
2007-08	UCLA.....	82-60..... PP
	UCLA.....	68-66..... Mck
2008-09	UCLA.....	83-60..... PP
	ARIZ.....	84-72..... Mck
2009-10	ARIZ.....	77-63..... PP
	ARIZ.....	78-73..... Mck
	UCLA.....	75-69..... Stp (1)
2010-11	ARIZ.....	82-73..... Mck
	UCLA.....	71-49..... PP
2011-12	UCLA.....	65-58..... HC
	ARIZ.....	65-63..... Mck
	ARIZ.....	66-58..... Stp (1)

ARIZ vs. USC

ARIZ leads all-time series, 60-40
 Longest Win Streak (Since 1978-79):
 ARIZ: 11, 1986-1991
 USC: 7, 1981-1984

First meeting:

1921-22 #ARIZ... 36-28..... Tuc

1978-79	ARIZ.....	74-72..... Mck
	USC.....	70-67..... SA
1979-80	ARIZ.....	86-83..... SA
	ARIZ.....	74-65..... Mck
1980-81	USC.....	67-63..... Mck
	USC.....	81-71..... SA
1981-82	USC.....	89-67..... SA
	USC.....	60-59 (OT)..... Mck
1982-83	USC.....	74-67..... Mck
	USC.....	72-70..... SA
1983-84	USC.....	71-61..... For
	ARIZ.....	55-49..... Mck
1984-85	USC.....	64-63..... Mck
	ARIZ.....	60-55..... SA
1985-86	USC.....	63-62..... SA

ARIZ.....	71-62.....	Mck
1986-87	ARIZ.....	78-44..... Mck
	ARIZ.....	73-61..... SA
1987-88	ARIZ.....	92-48..... Mck
	ARIZ.....	103-68..... SA
1988-89	ARIZ.....	97-69..... SA
	ARIZ.....	93-70..... Mck
1989-90	ARIZ.....	90-75..... SA
	ARIZ.....	95-70..... Mck
	ARIZ.....	80-57..... UAC (1)
1990-91	ARIZ.....	87-85..... Mck
	USC.....	87-83..... SA
1991-92	ARIZ.....	107-68..... Mck
	USC.....	96-69..... SA
1992-93	ARIZ.....	81-73..... For
	ARIZ.....	87-76..... Mck
1993-94	ARIZ.....	83-74..... For
	ARIZ.....	94-61..... Mck
1994-95	ARIZ.....	94-73..... Mck
	ARIZ.....	89-80..... SA
1995-96	ARIZ.....	93-81..... Mck
	ARIZ.....	86-72..... SA
1996-97	USC.....	75-62..... SA
	ARIZ.....	101-77..... Mck
1997-98	ARIZ.....	91-72..... Mck
	USC.....	91-90 (OT)..... SA
1998-99	ARIZ.....	87-78..... SA
	ARIZ.....	88-73..... Mck
1999-00	USC.....	80-72..... SA
	ARIZ.....	92-85..... Mck
2000-01	ARIZ.....	71-58..... Mck
	ARIZ.....	105-61..... SA
2001-02	ARIZ.....	97-80..... Mck
	USC.....	94-89..... SA
	ARIZ.....	81-71..... Stp (1)
2002-03	ARIZ.....	81-72..... SA
	ARIZ.....	86-59..... Mck
2003-04	USC.....	99-90..... SA
	ARIZ.....	97-70..... Mck
	ARIZ.....	79-76..... Stp (1)
2004-05	ARIZ.....	77-68..... Mck
	ARIZ.....	88-76..... SA
2005-06	ARIZ.....	74-63..... Mck
	USC.....	77-70..... SA
2006-07	USC.....	80-73..... GC
	USC.....	80-75..... Mck
2007-08	ARIZ.....	80-69..... GC
	USC.....	70-58..... Mck
2008-09	USC.....	65-64..... GC
	ARIZ.....	83-76..... Mck
2009-10	USC.....	56-50..... GC
	ARIZ.....	86-84 (2OT)..... Mck
2010-11	ARIZ.....	82-73..... Mck
	USC.....	65-57..... GC
	ARIZ.....	67-62..... Stp (1)
2011-2	ARIZ.....	57-46..... GC
	ARIZ.....	70-54..... Mck

ARIZ vs. UTAH

UTAH leads all-time series, 28-23
 Longest Win Streak:
 UTAH: 9, 1953-63
 ARIZ: 4, 1975-77

First meeting:

1953-54 Utah..... 65-57..... BDG

2011-12	ARIZ.....	77-51..... JMHC
	ARIZ.....	70-61..... Mck

ARIZ vs. WASH

ARIZ leads all-time series, 44-28
Longest Win Streak (Since 1978-79):
ARIZ: 10, 1986-1990
WASH: 6, 1982-1984

First meeting:

1964-65	#ARIZ ... 77-63..... LA
1978-79	WASH ... 75-66.....HE ARIZ 71-68..... Mck
1979-80	ARIZ 67-65..... Mck WASH ... 75-72.....HE
1980-81	ARIZ 84-77.....HE ARIZ 68-66 (OT)..... Mck
1981-82	WASH ... 60-57..... Mck WASH ... 86-62.....HE
1982-83	WASH ... 74-61.....HE WASH ... 80-72..... Mck
1983-84	WASH ... 55-53..... Mck WASH ... 56-51.....HE
1984-85	ARIZ 69-56..... Mck WASH ... 60-58.....HE
1985-86	ARIZ 70-57.....HE ARIZ 77-56..... Mck
1986-87	ARIZ 73-72.....HE ARIZ 81-70..... Mck
1987-88	ARIZ 110-71.....HE ARIZ 89-71..... Mck
1988-89	ARIZ 116-61..... Mck ARIZ 85-68.....HE
1989-90	ARIZ 65-51..... Mck ARIZ 75-60.....HE
1990-91	WASH ... 70-56.....HE ARIZ 85-56..... Mck
1991-92	WASH ... 62-60.....HE ARIZ 85-51..... Mck
1992-93	ARIZ 93-76..... Mck ARIZ 81-72.....HE
1993-94	WASH ... 74-69.....HE ARIZ 95-62..... Mck
1994-95	ARIZ 91-65..... Mck ARIZ 63-54.....HE
1995-96	WASH ... 80-79 (OT)..... Mck ARIZ 67-65.....HE
1996-97	WASH ... 92-88.....HE ARIZ 103-82..... Mck
1997-98	ARIZ 110-91.....HE ARIZ 112-81..... Mck
1998-99	ARIZ 88-86..... Mck WASH ... 90-84.....HE
1999-00	ARIZ 69-62..... Mck ARIZ 65-56..... KA
2000-01	ARIZ 89-64..... BAHE ARIZ 82-62..... Mck
2001-02	ARIZ 74-69..... BAHE ARIZ 91-82..... Mck
2002-03	ARIZ 79-61..... Mck ARIZ 88-85 (OT)..... BAHE
2003-04	WASH ... 96-83..... BAHE WASH ... 89-84..... Mck
2004-05	WASH ... 90-85..... Stp (1) ARIZ 91-82..... Mck
2005-06	WASH ... 93-85..... BAHE WASH ... 81-72..... Stp (1)
2005-06	ARIZ 98-96 (2OT)..... BAHE WASH ... 70-67..... Mck
2006-07	ARIZ 96-87..... BAHE ARIZ 84-54..... Mck
2007-08	ARIZ 84-69..... Mck WASH ... 75-66..... BAHE
2008-09	ARIZ 106-97..... Mck WASH ... 83-78..... BAHE
2009-10	ARIZ 87-70..... Mck WASH ... 81-75..... BAHE
2010-11	WASH ... 85-68..... AAA

ARIZ 87-86..... Mck
WASH ... 77-75 (OT)..... Stp (1)
2011-12 WASH ... 69-67..... Mck
WASH ... 79-70..... AAA

ARIZ vs. WSU

ARIZ leads all-time series, 55-16
Longest Win Streak (Since 1978-79):
ARIZ: 38, 1986-2005
WSU: 3, 1980-1981, 2009-10

First meeting:

1959-60	#WSU ... 64-58..... B
1978-79	WSU 74-68..... F ARIZ 78-72..... Mck
1979-80	WSU 59-57..... Mck WSU 74-71..... F
1980-81	WSU 80-71..... F ARIZ 77-73..... Mck
1981-82	WSU 59-53..... Mck ARIZ 58-56..... F
1982-83	WSU 86-64..... F WSU 75-65..... Mck
1983-84	WSU 51-49..... Mck ARIZ 86-68..... F
1984-85	ARIZ 73-56..... Mck ARIZ 63-60..... F
1985-86	WSU 65-63 (OT)..... F ARIZ 62-61..... Mck
1986-87	ARIZ 96-59..... B ARIZ 84-58..... Mck
1987-88	ARIZ 89-55..... F ARIZ 79-41..... Mck
1988-89	ARIZ 76-59..... Mck ARIZ 74-48..... F
1989-90	ARIZ 65-51..... Mck ARIZ 86-62..... F
1990-91	ARIZ 84-69..... F ARIZ 84-71..... Mck
1991-92	ARIZ 78-65..... F ARIZ 94-72..... Mck
1992-93	ARIZ 87-63..... Mck ARIZ 70-64..... F
1993-94	ARIZ 80-68..... F ARIZ 85-69..... Mck
1994-95	ARIZ 84-76..... Mck ARIZ 114-111 (2OT)..... F
1995-96	ARIZ 96-78..... Mck ARIZ 72-62..... F
1996-97	ARIZ 87-78..... F ARIZ 100-86..... Mck
1997-98	ARIZ 94-81..... F ARIZ 83-61..... Mck
1998-99	ARIZ 98-87..... Mck ARIZ 81-79..... F
1999-00	ARIZ 80-75..... Mck ARIZ 73-50..... F
2000-01	ARIZ 84-51..... F ARIZ 86-51..... Mck
2001-02	ARIZ 92-85..... F ARIZ 85-68..... Mck
2002-03	ARIZ 82-69..... Mck ARIZ 75-62..... F
2003-04	ARIZ 61-57..... F ARIZ 72-60..... Mck
2004-05	WSU 70-63..... Mck ARIZ 57-56 (OT)..... F
2005-06	ARIZ 70-52..... F ARIZ 66-61..... Mck
2006-07	WSU 77-73..... F WSU 72-66..... Mck
2007-08	ARIZ 76-64..... Mck ARIZ 65-55..... F
2008-09	ARIZ 66-56..... Mck

WSU 69-53..... F
2009-10 WSU 78-76..... Mck
WSU 78-60..... F
2010-11 ARIZ 65-63..... F
ARIZ 79-70..... Mck
2011-12 ARIZ 85-61..... Mck
ARIZ 76-72..... F

ASU vs. CAL

CAL leads all-time series, 37-35
Longest Win Streak (Since 1978-79):
ASU: 7, 1983-1986
CAL: 5, 1989-1991, 2010-current

First meeting:

1955-56	#CAL ... 64-59..... SDG
1978-79	CAL 70-59..... UAC ASU 91-55.....H
1979-80	ASU 74-63.....H ASU 69-58..... UAC
1980-81	ASU 84-81 (2OT).....H ASU 81-68..... UAC
1981-82	ASU 70-57..... UAC CAL 70-65.....H
1982-83	ASU 72-65.....H ASU 79-69..... UAC
1983-84	ASU 75-60..... UAC ASU 59-54.....H
1984-85	ASU 77-70.....H ASU 61-60..... UAC
1985-86	ASU 69-67..... UAC CAL 83-61.....H
1986-87	ASU 61-53..... UAC CAL 71-65.....H
1987-88	ASU 82-60..... UAC ASU 88-75.....H
1988-89	CAL 84-60.....H CAL 73-63..... UAC
1989-90	CAL 68-66..... UAC CAL 69-60.....H
1990-91	CAL 76-65.....H ASU 87-78..... UAC
1991-92	CAL 68-61.....H ASU 74-71..... UAC
1992-93	ASU 90-83..... UAC CAL 91-67.....OC
1993-94	ASU 63-60..... UAC CAL 95-78.....H
1994-95	ASU 73-68.....OC ASU 100-81..... UAC
1995-96	ASU 56-53..... UAC CAL 97-82.....H
1996-97	ASU 64-60..... UAC CAL 84-66.....H
1997-98	CAL 82-77..... TNA ASU 99-80..... UAC
1998-99	ASU 69-66..... WFA CAL 78-73..... TNA
1999-00	ASU 111-108 (2OT)..... HP ASU 85-76..... WFA
2000-01	CAL 82-67..... WFA CAL 86-67..... HP
2001-02	CAL 67-59..... HP CAL 91-80..... WFA
2002-03	ASU 75-70..... WFA CAL 80-72..... HP
2003-04	CAL 74-62..... WFA CAL 85-83..... HP
2004-05	ASU 79-70..... HP CAL 84-82..... WFA
2005-06	CAL 88-58..... WFA ASU 65-64 (2OT)..... HP
2006-07	CAL 66-62 (OT)..... WFA ASU 42-41..... HP
2007-08	ASU 99-90 (2OT)..... HP

CAL 76-73..... WFA
2008-09 CAL 81-71..... HP
ASU 83-66..... WFA
2009-10 CAL 78-70..... WFA
CAL 62-46..... HP
2010-11 CAL 65-61..... WFA
CAL 66-62..... HP
2011-12 CAL 68-47..... HP

ASU vs. COLO

COLO leads all-time series, 4-2
Longest Win Streak:
ASU: 1, 1968
COLO: 3, 1968-current

First meeting:

1962-63	ASU 71-53..... SDG
2011-12	COLO ... 69-54..... CEC
	COLO ... 63-49..... WFA

ASU vs. ORE

ASU leads all-time series, 41-33
Longest Win Streak (Since 1978-79):
ASU: 8, 1990-1994
ORE: 5, 1986-1988

First meeting:

1960-61	#ORE ... 71-55..... McA
1978-79	ASU 65-45..... McA ORE 70-63..... UAC
1979-80	ASU 103-77..... UAC ASU 88-65..... McA
1980-81	ASU 104-64..... UAC ASU 78-77 (OT)..... McA
1981-82	ORE 82-65..... McA ASU 80-62..... UAC
1982-83	ASU 54-52..... UAC ASU 81-80 (OT)..... McA
1983-84	ORE 80-69..... McA ASU 60-56..... UAC
1984-85	ORE 81-72..... McA ASU 65-64..... UAC
1985-86	ASU 76-58..... UAC ORE 89-65..... McA
1986-87	ORE 77-69..... McA ORE 70-62..... UAC
1987-88	ORE 86-84..... McA ORE 87-82 (OT)..... UAC
1988-89	ASU 72-70..... UAC ASU 98-94..... McA
1989-90	ORE 63-61..... McA ASU 75-71..... UAC
1990-91	ASU 99-84..... McA ASU 87-84 (OT)..... UAC
1991-92	ASU 71-62..... UAC ASU 58-48..... McA
1992-93	ASU 99-84..... McA ASU 103-88..... UAC
1993-94	ASU 84-78..... UAC ORE 87-80..... McA
1994-95	ASU 79-76..... McA ORE 72-73..... UAC
1995-96	ORE 81-70..... UAC ASU 74-73..... McA
1996-97	ORE 76-51..... UAC ORE 85-77..... McA
1997-98	ASU 67-51..... UAC ORE 97-73..... McA
1998-99	ASU 64-60..... McA ORE 76-75..... WFA
1999-00	ORE 86-73..... WFA ORE 76-74..... McA
2000-01	ASU 99-72..... McA ASU 86-74..... WFA
2001-02	ORE 103-90..... McA

PAC-12 TEAM VS. TEAM RESULTS



ASU.....	95-88.....	WFA	
2002-03	ORE.....	94-73.....	McA
	ASU.....	91-77.....	WFA
	ORE.....	83-82.....	Stp (1)
2003-04	ORE.....	83-76.....	WFA
	ASU.....	86-75.....	McA
2004-05	ASU.....	64-51.....	McA
	ASU.....	66-56.....	WFA
2005-06	ORE.....	67-53.....	McA
	ORE.....	98-87.....	WFA
2006-07	ORE.....	60-55.....	WFA
	ORE.....	55-51.....	McA
2007-08	ASU.....	62-54.....	WFA
	ORE.....	67-61.....	McA
2008-09	ASU.....	76-58.....	WFA
	ASU.....	66-57.....	McA
2009-10	ASU.....	76-57.....	McA
	ASU.....	61-51.....	WFA
2010-11	ASU.....	60-55.....	McA
	ASU.....	73-53.....	WFA
	ORE.....	76-69.....	Stp (1)
2011-12	ORE.....	67-59.....	WFA

ASU vs. OSU

OSU leads all-time series, 42-34
 Longest Win Streak (Since 1978-79):
 ASU: 6, 2008-10
 OSU: 9, 1986-90

First meeting:

1960-61 #ASU.... 79-77..... SDG

1978-79	OSU.....	97-80.....	G
	ASU.....	85-72.....	UAC
1979-80	OSU.....	63-59.....	UAC
	OSU.....	82-75 (OT).....	G
1980-81	OSU.....	71-67.....	UAC
	ASU.....	87-67.....	G
1981-82	OSU.....	74-43.....	G
	ASU.....	68-60.....	UAC
1982-83	OSU.....	68-59.....	UAC
	OSU.....	108-93.....	G
1983-84	OSU.....	67-62.....	G
	OSU.....	69-58.....	UAC
1984-85	ASU.....	83-82 (20T).....	G
	OSU.....	75-64.....	UAC
1985-86	ASU.....	71-56.....	UAC
	OSU.....	75-69 (OT).....	G
1986-87	OSU.....	81-75.....	G
	OSU.....	86-71.....	UAC
1987-88	OSU.....	76-68.....	G
	OSU.....	78-75.....	UAC
1988-89	OSU.....	85-65.....	UAC
	OSU.....	89-83.....	G
1989-90	OSU.....	87-64.....	G
	OSU.....	73-59.....	UAC
	ASU.....	83-75.....	UAC (1)
1990-91	OSU.....	91-69.....	G
	ASU.....	84-69.....	UAC
1991-92	OSU.....	61-47.....	UAC
	OSU.....	80-72.....	G
1992-93	ASU.....	82-73.....	G
	ASU.....	76-61.....	UAC
1993-94	ASU.....	88-82.....	UAC
	ASU.....	80-60.....	G
1994-95	OSU.....	83-70.....	G
	ASU.....	82-44.....	UAC
1995-96	ASU.....	63-58 (OT).....	UAC
	ASU.....	93-75.....	G
1996-97	ASU.....	78-75 (OT).....	UAC
	OSU.....	71-67.....	G
1997-98	OSU.....	70-61.....	UAC
	ASU.....	70-63.....	G
1998-99	OSU.....	81-51.....	G
	ASU.....	87-66.....	WFA
1999-00	ASU.....	75-64.....	WFA

ASU.....	77-74 (OT).....	G	
2000-01	ASU.....	73-58.....	G
	ASU.....	61-59.....	WFA
2001-02	OSU.....	62-57.....	G
	ASU.....	67-58.....	WFA
2002-03	ASU.....	67-47.....	G
	ASU.....	74-64.....	WFA
2003-04	ASU.....	83-79.....	WFA
	OSU.....	68-61.....	G
2004-05	OSU.....	88-66.....	G
	ASU.....	75-73.....	WFA
2004-05	ASU.....	65-63 (OT).....	G
	ASU.....	76-59.....	WFA
	OSU.....	71-68.....	Stp (1)
2006-07	OSU.....	67-59.....	WFA
	OSU.....	59-55.....	G
2007-08	ASU.....	72-53.....	WFA
	ASU.....	77-64.....	G
2008-09	ASU.....	69-38.....	WFA
	ASU.....	49-38.....	G
2009-10	ASU.....	66-57.....	G
	ASU.....	56-46.....	WFA
2010-11	OSU.....	80-58.....	G
	ASU.....	80-66.....	WFA
2011-12	ASU.....	76-66.....	WFA

ASU vs. STAN

STAN leads all-time series, 43-30
 Longest Win Streak (Since 1978-79):
 ASU: 6, 1980-1982
 STAN: 13, 1998-2004

First meeting:

1957-58 #STAN.. 78-71..... SP

1978-79	ASU.....	80-68.....	UAC
	STAN....	75-61.....	MP
1979-80	ASU.....	70-64.....	MP
	ASU.....	93-80.....	UAC
1980-81	ASU.....	84-66.....	MP
	ASU.....	79-54.....	UAC
1981-82	ASU.....	66-58.....	UAC
	ASU.....	70-69.....	MP
1982-83	STAN....	86-80.....	MP
	ASU.....	76-72 (20T).....	UAC
1983-84	STAN....	64-58.....	UAC
	STAN....	74-66.....	MP
1984-85	ASU.....	89-74.....	MP
	ASU.....	91-75.....	UAC
1985-86	STAN....	66-59.....	UAC
	ASU.....	77-75 (OT).....	MP
1986-87	STAN....	69-65.....	UAC
	STAN....	97-92 (OT).....	MP
1987-88	ASU.....	104-80.....	UAC
	STAN....	96-63.....	MP
1988-89	STAN....	94-65.....	MP
	STAN....	75-60.....	UAC
1989-90	ASU.....	64-53.....	UAC
	STAN....	57-44.....	MP
1990-91	ASU.....	58-47.....	MP
	ASU.....	75-57.....	UAC
1991-92	STAN....	86-73.....	MP
	ASU.....	76-71.....	UAC
1992-93	ASU.....	109-87.....	UAC
	ASU.....	75-71.....	MP
1993-94	ASU.....	78-67.....	UAC
	ASU.....	71-69.....	MP
1994-95	STAN....	91-75.....	MP
	ASU.....	79-70.....	UAC
1995-96	STAN....	67-53.....	UAC
	STAN....	83-70.....	MP
1996-97	STAN....	81-65.....	UAC
	STAN....	86-63.....	MP
1997-98	ASU.....	90-87 (OT).....	MP
	STAN....	86-73.....	UAC
1998-99	STAN....	73-63.....	WFA

STAN....	87-77 (OT).....	MP	
1999-00	STAN....	86-67.....	MP
	STAN....	65-57.....	WFA
2000-01	STAN....	94-77.....	WFA
	STAN....	99-75.....	MP
2001-02	STAN....	90-81.....	MP
	STAN....	81-76.....	WFA
2002-03	STAN....	58-57.....	WFA
	STAN....	88-77.....	MP
2003-04	STAN....	63-62.....	WFA
	STAN....	81-51.....	MP
2004-05	ASU.....	81-69.....	MP
	ASU.....	74-67.....	WFA
2005-06	STAN....	70-64.....	WFA
	STAN....	82-69.....	MP
2006-07	STAN....	71-60.....	WFA
	STAN....	63-53.....	MP
2007-08	STAN....	67-52.....	MP
	ASU.....	72-68 (OT).....	WFA
2008-09	ASU.....	90-60.....	MP
	STAN....	74-64.....	WFA
2009-10	ASU.....	88-70.....	WFA
	ASU.....	68-60.....	MP
	STAN....	70-61.....	Stp (1)
2010-11	STAN....	55-41.....	WFA
	STAN....	83-75.....	MP
2011-12	STAN....	68-44.....	MP
	STAN....	85-65.....	Stp (1)

ASU vs. UCLA

UCLA leads all-time series, 61-17
 Longest Win Streak (Since 1978-79):
 ASU: 3, 1980-1981 and 2002-2003
 UCLA: 22, 1990-2000

First meeting:

1949-50 #UCLA.. 83-53..... LA

1978-79	UCLA....	95-79.....	UAC
	UCLA....	85-83.....	PP
1979-80	ASU.....	78-76.....	PP
	ASU.....	92-80.....	UAC
1980-81	ASU.....	78-74 (30T).....	UAC
	UCLA....	64-61.....	PP
1981-82	UCLA....	75-59.....	PP
	UCLA....	72-60.....	UAC
1982-83	UCLA....	87-86.....	UAC
	ASU.....	78-76.....	PP
1983-84	UCLA....	79-57.....	PP
	ASU.....	76-67.....	UAC
1984-85	UCLA....	64-61.....	UAC
	UCLA....	69-65.....	PP
1985-86	UCLA....	86-75.....	PP
	ASU.....	74-73 (OT).....	UAC
1986-87	UCLA....	61-51.....	UAC
	ASU.....	67-64.....	PP
	UCLA....	99-83.....	PP (1)
1987-88	UCLA....	94-81.....	UAC
	UCLA....	79-73.....	PP
1988-89	UCLA....	94-84.....	PP
	ASU.....	93-86.....	UAC
1989-90	UCLA....	62-53.....	PP
	UCLA....	80-72.....	UAC
	UCLA....	79-78.....	UAC (1)
1990-91	UCLA....	82-68.....	UAC
	UCLA....	64-44.....	PP
1991-92	UCLA....	83-62.....	UAC
	UCLA....	85-77.....	PP
1992-93	UCLA....	89-85.....	PP
	UCLA....	74-77.....	UAC
1993-94	UCLA....	98-81.....	PP
	UCLA....	76-70.....	UAC
1994-95	UCLA....	85-72.....	UAC
	UCLA....	82-77 (OT).....	PP
1995-96	UCLA....	87-73.....	UAC
	UCLA....	87-70.....	PP

1996-97	UCLA....	79-62.....	PP
	UCLA....	92-81.....	UAC
1997-98	UCLA....	78-73.....	UAC
	UCLA....	102-94.....	PP
1998-99	UCLA....	88-85 (OT).....	PP
	UCLA....	68-65.....	WFA
1999-00	UCLA....	83-77.....	PP
	ASU.....	104-75.....	WFA
2000-01	UCLA....	91-83.....	WFA
	UCLA....	73-68.....	PP
2001-02	UCLA....	82-79.....	WFA
	ASU.....	69-68.....	PP
2002-03	ASU.....	75-64.....	PP
	ASU.....	85-69.....	WFA
2003-04	UCLA....	66-58.....	PP
	ASU.....	74-62 (OT).....	WFA
2004-05	UCLA....	86-82.....	WFA
	UCLA....	95-76.....	PP
2005-06	UCLA....	61-60.....	WFA
	UCLA....	69-60.....	PP
2006-07	UCLA....	60-50.....	PP
	UCLA....	67-61.....	WFA
2007-08	UCLA....	84-51.....	PP
	UCLA....	70-49.....	WFA
2008-09	ASU.....	61-58 (OT).....	PP
	ASU.....	74-67.....	WFA
2009-10	UCLA....	72-70.....	PP
	ASU.....	65-46.....	WFA
2010-11	UCLA....	73-72 (OT).....	WFA
	UCLA....	71-53.....	PP
2011-12	UCLA....	75-58.....	HC
	UCLA....	66-57.....	WFA

ASU vs. USC

USC leads all-time series, 49-37
 Longest Win Streak (Since 1978-79):
 ASU: 4, 1980-1981
 USC: 5, 2001-2003

First meeting:

1928-29 #USC.... 44-19..... SDG

1978-79	USC.....	69-65.....	UAC
	USC.....	75-59.....	SA
1979-80	#USC....	77-66.....	UAC
	ASU.....	81-75.....	SA
	ASU.....	67-57.....	UAC
1980-81	ASU.....	69-55.....	UAC
	ASU.....	77-61.....	SA
1981-82	USC.....	64-57.....	SA
	ASU.....	80-62.....	UAC
1982-83	ASU.....	75-68.....	UAC
	USC.....	94-92.....	SA
1983-84	ASU.....	65-48.....	UAC
	ASU.....	76-73.....	SA
1984-85	USC.....	73-54.....	UAC
	USC.....	76-60.....	SA
1985-86	USC.....	81-72.....	SA
	ASU.....	75-67.....	UAC
1986-87	USC.....	66-62.....	UAC
	ASU.....	69-62.....	SA
1987-88	ASU.....	77-74.....	UAC
	USC.....	74-70.....	SA
1988-89	ASU.....	67-62.....	SA
	USC.....	93-86.....	UAC
	USC.....	94-82.....	For (1)
1989-90	USC.....	69-59.....	LC
	USC.....	88-63.....	UAC
1990-91	ASU.....	84-80 (OT).....	UAC
	ASU.....	88-83.....	SA
1991-92	USC.....	69-64.....	UAC
	USC.....	81-66.....	SA
1992-93	USC.....	87-79.....	SA
	ASU.....	101-67.....	UAC
1993-94	ASU.....	87-62.....	LC
	USC.....	68-56.....	UAC

1994-95	ASU	81-71	UAC
	USC	74-70	SA
1995-96	USC	80-67	UAC
	ASU	69-66	SA
1996-97	USC	75-56	SA
	USC	72-66	UAC
1997-98	ASU	84-81	UAC
	USC	117-71	SA
1998-99	USC	72-70	SA
	USC	84-73	WFA
1999-00	USC	95-92 (OT)	SA
	ASU	93-81	WFA
2000-01	USC	77-58	WFA
	USC	80-68	SA
2001-02	USC	81-73	WFA
	USC	83-61	SA
2002-03	USC	76-74	SA
	ASU	108-78	WFA
2003-04	ASU	100-85	SA
	USC	93-84 (OT)	WFA
2004-05	USC	98-94	WFA
	USC	82-71	SA
2005-06	USC	66-65	WFA
	ASU	68-65	SA
2006-07	USC	58-49	GC
	ASU	68-58	WFA
2007-08	USC	67-53	GC
	ASU	80-66	WFA
	USC	59-55	Stp (1)
2008-09	USC	61-49	GC
	ASU	65-53	WFA
	USC	66-63	Stp (1)
2009-10	USC	47-37	GC
	ASU	59-54	WFA
2010-11	USC	63-61	WFA
	USC	62-46	GC
2011-2	ASU	62-53	GC
	ASU	56-52	WFA

ASU vs. UTAH

UTAH leads all-time series, 25-17
Longest Win Streak:
ASU: 5, 1973-1975
UTAH: 7, 1976-82

First meeting:

1960-61	UTAH	...	88-80	N
2011-12	UTAH	...	64-43	JMHC
	ASU	57-52	WFA

ASU vs. WASH

WASH leads all-time series, 38-36
Longest Win Streak (Since 1978-79):
ASU: 14, 1990-1996
WASH: 11, 2004-08

First meeting:

1977-78	#WASH	...	68-62	HE
1978-79	ASU	70-65	HE
	ASU	77-59	UAC
1979-80	ASU	69-56	UAC
	ASU	75-61	HE
1980-81	ASU	90-62	HE
	ASU	78-76	UAC
1981-82	WASH	...	47-46	UAC
	WASH	...	59-55	HE
1982-83	ASU	72-68	HE
	ASU	70-54	UAC
1983-84	WASH	...	57-53	UAC
	WASH	...	70-61	HE
1984-85	WASH	...	72-65	UAC
	WASH	...	81-63	HE
1985-86	WASH	...	72-58	HE
	WASH	...	64-62	UAC

1986-87	WASH	...	81-72	HE
	ASU	71-70	UAC
1987-88	ASU	87-78	HE
	WASH	...	77-73	UAC
	WASH	...	96-82	McK (1)
1988-89	ASU	121-90	UAC
	WASH	...	83-72	HE
1989-90	ASU	63-48	UAC
	ASU	58-56	HE
	ASU	57-51	UAC (1)
1990-91	ASU	68-60	HE
	ASU	53-41	UAC
1991-92	ASU	68-62	HE
	ASU	55-47	UAC
1992-93	ASU	94-85	UAC
	ASU	79-74	HE
1993-94	ASU	59-53	HE
	ASU	75-55	UAC
1994-95	ASU	78-73 (OT)	UAC
	ASU	72-71	HE
1995-96	ASU	88-79	UAC
	WASH	...	75-64	HE
1996-97	WASH	...	72-61	HE
	WASH	...	72-69	UAC
1997-98	WASH	...	92-70	HE
	ASU	94-85	UAC
1998-99	ASU	96-72	WFA
	WASH	...	93-85	HE
1999-00	ASU	90-80	WFA
	ASU	81-67	KA
2000-01	WASH	...	70-68 (OT)	BAHE
	ASU	89-57	WFA
2001-02	WASH	...	81-68	BAHE
	ASU	86-74	WFA
2002-03	ASU	89-57	WFA
	ASU	79-77 (OT)	BAHE
2003-04	WASH	...	90-81	BAHE
	WASH	...	96-72	WFA
2004-05	WASH	...	79-70	WFA
	WASH	...	90-82	BAHE
	WASH	...	95-90 (OT)	Stp (1)
2005-06	WASH	...	91-67	BAHE
	WASH	...	91-66	WFA
2006-07	WASH	...	64-53	BAHE
	WASH	...	66-61	WFA
	WASH	...	59-51	Stp (1)
2007-08	WASH	...	72-61	WFA
	ASU	77-63	BAHE
2008-09	WASH	...	84-71	BAHE
	WASH	...	73-70 (OT)	WFA
	ASU	75-65	Stp (1)
2009-10	ASU	68-51	WFA
	WASH	...	79-56	BAHE
2010-11	WASH	...	88-75	BAHE
	WASH	...	79-62	WFA
2011-12	WASH	...	60-54	WFA
	WASH	...	77-69	BAHE

ASU vs. WSU

ASU leads all-time series, 36-35
Longest Win Streak (Since 1978-79):
ASU: 6, 1998-2000
WSU: 6, 2007-09

First meeting:

1959-60	#ASU	...	94-70	(n/a)
1978-79	WSU	84-67	F
	WSU	84-79	UAC
1979-80	ASU	75-74	UAC
	WSU	71-58	F
1980-81	ASU	62-59 (2OT)	F
	ASU	77-63	UAC
1981-82	WSU	53-43	UAC
	WSU	70-68 (OT)	F
1982-83	WSU	75-74	F

ASU	90-78	UAC	
1983-84	ASU	64-62 (OT)	UAC
	ASU	67-41	F
1984-85	ASU	63-59	UAC
	WSU	86-78	F
1985-86	WSU	70-62	F
	ASU	80-78 (2OT)	UAC
1986-87	ASU	80-64	F
	ASU	66-62	UAC
	ASU	76-60	PP (1)
1987-88	ASU	66-65 (OT)	F
	WSU	70-66	UAC
1988-89	WSU	65-59	UAC
	WSU	96-80	F
1989-90	ASU	75-64	UAC
	ASU	68-57	F
1990-91	WSU	95-86	F
	WSU	74-72	UAC
1991-92	ASU	95-86	F
	ASU	71-70	UAC
1992-93	ASU	81-77	UAC
	WSU	97-67	F
1993-94	WSU	73-70	F
	WSU	80-71	UAC
1994-95	ASU	87-60	UAC
	WSU	84-71	F
1995-96	WSU	72-58	UAC
	WSU	103-78	F
1996-97	WSU	74-55	F
	WSU	74-70	UAC
1997-98	ASU	86-85	F
	ASU	82-68	UAC
1998-99	ASU	91-63	WFA
	ASU	69-64	F
1999-00	ASU	81-64	WFA
	ASU	81-79 (OT)	F
2000-01	WSU	81-60	F
	WSU	58-57	WFA
2001-02	ASU	81-71	F
	ASU	96-45	WFA
2002-03	ASU	96-55	WFA
	ASU	87-54	F
2003-04	WSU	63-56	F
	WSU	83-70	WFA
2004-05	ASU	68-62	WFA
	WSU	57-55	F
2005-06	WSU	64-49	F
	ASU	68-55	WFA
2006-07	WSU	75-55	F
	WSU	48-47	WFA
2007-08	WSU	56-55	WFA
	WSU	59-47	F
2008-09	WSU	65-55	WFA
	WSU	51-49 (OT)	F
2009-10	ASU	71-46	WFA
	ASU	81-70	F
2010-11	WSU	78-61	F
	ASU	71-69	WFA
2011-12	ASU	71-67	WFA
	WSU	72-50	F

CAL vs. COLO

All-time series tied, 10-10
Longest Win Streak:
CAL: 3, 1944-1954
COLO: 3, 2003-10

First meeting:

1943-44	CAL	50-44	N
2011-12	CAL	57-50	HP
	COLO	70-57	CEC
	COLO	70-59	Stp (1)

CAL vs. ORE

CAL leads all-time series, 77-55
Longest Win Streak (Since 1978-79):
CAL: 9, 2009-current
ORE: 3, 1991-1992

First meeting:

1918-19	ORE	39-37	Eug
1978-79	ORE	74-59	McA
	CAL	74-62	H
1979-80	CAL	80-71	H
	ORE	75-67	McA
1980-81	ORE	87-80	McA
	CAL	85-77	H
1981-82	CAL	91-81	H
	CAL	70-60	McA
1982-83	ORE	69-67 (OT)	McA
	CAL	75-63	H
1983-84	CAL	55-54	H
	ORE	45-44	McA
1984-85	#CAL	70-68	MC
	CAL	50-37	H
	ORE	70-53	McA
1985-86	ORE	65-55	McA
	CAL	64-55	H
1986-87	CAL	78-67	H
	ORE	86-73	McA
1987-88	CAL	77-74	McA
	ORE	62-56	H
1988-89	CAL	80-62	H
	CAL	78-74	McA
1989-90	CAL	95-72	H
	CAL	79-78	McA
1990-91	ORE	73-67	McA
	ORE	74-71	H
1991-92	ORE	67-57	McA
	CAL	87-76	H
1992-93	CAL	82-65	H
	CAL	79-76	McA
1993-94	CAL	81-61	McA
	CAL	82-73	H
1994-95	ORE	94-86	OC
	ORE	83-67	McA
1995-96	&CAL	97-72	H
	ORE	60-58	McA
1996-97	CAL	73-62	McA
	CAL	73-66	H
1997-98	ORE	66-59	McA</

PAC-12 TEAM VS. TEAM RESULTS



2009-10 CAL 89-57..... HP
 CAL 64-49..... McA
 CAL 90-74..... Stp (1)
 2010-11 CAL 85-77..... HP
 CAL 81-71..... MK
 2011-12 CAL 77-60..... MK
 CAL 86-83..... HP

CAL vs. OSU

CAL leads all-time series, 78-60
 Longest Win Streak (Since 1978-79):
 CAL: 14, 1998-2005
 OSU: 8, 1979-1982 and 1988-1991

First meeting:

1915-16 CAL 17-14..... Berk

1978-79 OSU..... 76-51.....G
 OSU..... 59-51.....H
 1979-80 OSU..... 86-55.....H
 OSU..... 52-51.....G
 1980-81 OSU..... 80-53.....G
 OSU..... 69-54.....H
 1981-82 OSU..... 74-43.....H
 OSU..... 57-50.....G
 1982-83 CAL 59-52.....G
 OSU..... 70-65 (OT).....H
 1983-84 OSU..... 44-42.....H
 OSU..... 64-60 (OT).....G
 1984-85 #OSU... 70-59..... MC
 CAL 42-36.....H
 OSU..... 51-37.....G
 1985-86 OSU..... 58-42.....G
 CAL 72-66.....H
 1986-87 CAL 69-61.....H
 OSU..... 59-57.....G
 CAL 64-57..... PP (1)
 CAL 65-62..... G (NIT)
 1987-88 OSU..... 82-46.....G
 OSU..... 65-54.....H
 1988-89 OSU..... 69-64 (OT).....H
 OSU..... 60-54.....G
 OSU..... 79-66..... For (1)
 1989-90 OSU..... 64-58.....H
 OSU..... 98-81.....G
 1990-91 OSU..... 59-55.....G
 CAL 83-76.....H
 1991-92 OSU..... 77-65.....G
 CAL 79-66.....H
 1992-93 OSU..... 64-63.....H
 CAL 78-72.....G
 1993-94 &CAL 67-61.....G
 &CAL 74-44.....OC
 1994-95 OSU..... 76-67.....H
 OSU..... 83-67.....G
 1995-96 CAL 57-51.....G
 CAL 70-52.....H
 1996-97 CAL 80-70.....G
 CAL 90-68.....H
 1997-98 CAL 84-70.....G
 OSU..... 46-43..... TNA
 1998-99 CAL 54-52..... TNA
 CAL 68-61.....G
 1999-00 CAL 71-65.....G
 CAL 70-68..... HP
 2000-01 CAL 81-67..... HP
 CAL 72-69 (OT).....G
 2001-02 CAL 61-53.....G
 CAL 73-58..... HP
 2002-03 CAL 78-73..... HP
 CAL 84-71.....G
 CAL 69-49..... Stp (1)
 2003-04 CAL 88-74.....G
 CAL 75-58..... HP
 2004-05 CAL 91-66..... HP
 OSU..... 82-63.....G

2005-06 OSU..... 72-64..... HP
 CAL 69-52.....G
 2006-07 CAL 77-74.....G
 CAL 84-80 (OT)..... HP
 CAL 70-51..... Stp (1)
 2007-08 CAL 69-59.....G
 CAL 81-76..... HP
 2008-09 OSU..... 69-65..... HP
 OSU..... 65-54.....G
 2009-10 CAL 65-61..... HP
 OSU..... 80-64.....G
 2010-11 CAL 85-57..... HP
 CAL 87-76.....G
 2011-12 OSU..... 92-85.....G
 CAL 77-63..... HP

CAL vs. STAN

CAL leads all-time series, 145-115
 Longest Win Streak (Since 1978-79):
 CAL: 5, 1982-1984 and 1985-1987
 STAN: 10, 1997-2002

First meeting:

1911-12 #CAL 32-16..... Berk

1978-79 STAN 73-50.....H
 STAN 54-49..... MP
 1979-80 CAL 77-69..... MP
 STAN 75-74.....H
 1980-81 CAL 58-56.....H
 STAN 81-72..... MP
 1981-82 CAL 87-78..... MP
 CAL 78-59.....H
 1982-83 CAL 75-61.....H
 CAL 66-64..... MP
 1983-84 CAL 66-64..... MP
 STAN 62-51.....H
 1984-85 CAL 87-72.....H
 CAL 43-41 (20T)..... MP
 1985-86 CAL 75-69..... MP
 CAL 81-53.....H
 1986-87 CAL 87-72.....H
 STAN 88-80..... MP
 1987-88 STAN 70-54..... MP
 STAN 71-61.....H
 1988-89 CAL 75-64.....H
 STAN 97-71..... MP
 1989-90 CAL 66-63..... MP
 STAN 79-58.....H
 STAN 77-61..... UAC (1)
 1990-91 STAN 90-72..... MP
 CAL 75-70.....H
 1991-92 STAN 76-61..... MP
 STAN 92-66.....OC
 1992-93 CAL 83-66.....H
 CAL 86-61..... MP
 1993-94 STAN 88-79..... MP
 CAL 80-62.....H
 1994-95 STAN 78-73.....H
 STAN 83-70..... MP
 1995-96 &CAL 85-69.....H
 STAN 93-79..... MP
 1996-97 CAL 70-64.....H
 STAN 73-63..... MP
 1997-98 STAN 84-74..... MP
 STAN 74-72..... TNA
 1998-99 STAN 71-62..... MP
 STAN 57-55..... TNA
 1999-00 STAN 81-70..... HP
 STAN 101-50..... MP
 2000-01 STAN 84-58..... MP
 STAN 88-56..... HP
 2001-02 STAN 82-62..... MP
 CAL 68-54..... HP
 2002-03 CAL 72-59..... HP
 STAN 72-60..... MP

2003-04 STAN 68-61..... MP
 STAN 69-58..... HP
 2004-05 STAN 74-58..... HP
 STAN 71-56..... MP
 2005-06 STAN 75-61..... MP
 CAL 65-62..... HP
 2006-07 CAL 67-63..... MP
 STAN 90-71..... HP
 2007-08 STAN 82-77..... HP
 STAN 79-69..... MP
 2008-09 STAN 75-69..... MP
 CAL 82-75..... HP
 2009-10 CAL 92-66..... HP
 CAL 71-61..... MP
 2010-11 STAN 82-68..... MP
 CAL 74-55..... HP
 2011-12 CAL 69-59..... HP
 STAN 75-70..... MP
 CAL 77-71..... Stp (1)

CAL vs. UCLA

UCLA leads all-time series, 132-100
 Longest Win Streak (Since 1978-79):
 CAL: 5, 1993-1995
 UCLA: 14, 1979-1985

First meeting:

1920-21 #CAL 36-28..... Berk

1978-79 UCLA 95-67.....H
 UCLA 79-68..... PP
 1979-80 UCLA 73-59..... PP
 UCLA 83-58.....H
 1980-81 UCLA 75-61..... PP
 UCLA 72-66.....H
 1981-82 UCLA 83-56.....H
 UCLA 70-65 (OT)..... PP
 1982-83 UCLA 68-63.....H
 UCLA 70-60..... PP
 1983-84 UCLA 76-54..... PP
 UCLA 70-62 (OT).....H
 1984-85 UCLA 80-69..... PP
 UCLA 54-48.....H
 1985-86 CAL 75-67.....H
 UCLA 76-63..... PP
 1986-87 UCLA 86-81..... PP
 UCLA 77-72.....H
 UCLA 75-68..... PP (1)
 1987-88 CAL 83-70.....H
 UCLA 74-66..... PP
 1988-89 UCLA 76-59..... PP
 UCLA 81-73.....H
 1989-90 UCLA 95-72.....H
 CAL 79-78..... PP
 1990-91 UCLA 98-81..... PP
 CAL 82-79.....H
 1991-92 UCLA 86-66.....OC
 UCLA 82-76..... PP
 1992-93 CAL 104-82..... PP
 CAL 85-71.....OC
 1993-94 CAL 85-70.....OC
 CAL 92-88..... PP
 1994-95 CAL 100-93..... PP
 UCLA 104-88.....H
 1995-96 UCLA 73-65.....OC
 UCLA 93-73..... PP
 1996-97 UCLA 64-56..... CP
 CAL 71-68..... PP
 1997-98 UCLA 74-73..... TNA
 UCLA 87-84..... PP
 1998-99 UCLA 72-61..... PP
 CAL 85-67..... TNA
 1999-00 CAL 73-70..... PP
 UCLA 83-62..... HP
 2000-01 CAL 92-63..... HP
 UCLA 79-75..... PP

2001-02 UCLA 64-57..... PP
 CAL 69-51..... HP
 CAL 67-61..... Stp (1)
 2002-03 CAL 80-69..... HP
 UCLA 76-75 (OT)..... PP
 2003-04 CAL 76-62..... HP
 UCLA 66-49..... PP
 2004-05 CAL 64-51..... PP
 UCLA 77-62..... HP
 2005-06 CAL 68-61..... PP
 UCLA 67-58 (OT)..... HP
 UCLA 71-52..... Stp (1)
 2006-07 UCLA 62-46..... HP
 UCLA 85-75..... PP
 CAL 76-69 (OT)..... Stp (1)
 2007-08 UCLA 70-58..... HP
 UCLA 81-80..... PP
 UCLA 68-66..... Stp (1)
 2008-09 UCLA 81-66..... PP
 UCLA 72-68..... HP
 2009-10 UCLA 76-75 (OT)..... HP
 CAL 72-58..... PP
 CAL 85-72..... Stp (1)
 2010-11 UCLA 86-84..... PP
 CAL 76-72 (OT)..... HP
 2011-12 CAL 85-69..... HP
 CAL 73-63..... SA

CAL vs. USC

CAL leads all-time series 130-121
 Longest Win Streak (Since 1978-79):
 CAL: 6, 1988-1991 and 1998-2000
 USC: 5, 1982-1984

First meeting:

1916-17 #CAL 27-15..... Berk

1978-79 USC 59-54.....H
 USC 86-64..... SA
 1979-80 USC 84-74..... SA
 CAL 69-66.....H
 1980-81 USC 72-66..... SA
 CAL 73-71 (OT).....H
 1981-82 USC 66-59.....H
 USC 75-70..... SA
 1982-83 USC 65-56.....H
 USC 55-53..... SA
 1983-84 USC 73-56..... SA
 CAL 46-37.....H
 1984-85 USC 86-80..... SA
 USC 75-52.....H
 1985-86 CAL 62-61.....H
 CAL 65-63..... SA
 1986-87 CAL 79-76..... LMU
 CAL 56-53.....H
 1987-88 USC 58-56 (20T).....H
 USC 63-46..... SA
 CAL 75-59..... McK (1)
 1988-89 CAL 73-66..... SA
 CAL 74-62.....H
 1989-90 CAL 74-60.....H
 CAL 74-70..... SA
 1990-91 CAL 69-66..... SA
 USC 85-76.....H
 1991-92 USC 85-83.....H
 USC 94-81..... SA
 1992-93 USC 67-65..... SA
 CAL 86-83 (OT).....H
 1993-94 CAL 77-68.....OC
 USC 86-78 (OT)..... SA
 1994-95 CAL 77-74..... SA
 CAL 95-74.....H
 1995-96 CAL 63-60..... SA
 CAL 85-69.....H
 1996-97 CAL 83-71..... CP
 USC 93-85..... SA

1997-98	CAL	92-82.....	TNA
	CAL	73-43.....	SA
1998-99	CAL	89-75.....	SA
	CAL	58-55.....	TNA
1999-00	CAL	66-62.....	SA
	CAL	86-73.....	HP
2000-01	USC	80-66.....	HP
	USC	74-69.....	SA
2001-02	CAL	92-91 (OT).....	SA
	CAL	83-64.....	HP
2002-03	CAL	73-68.....	HP
	CAL	84-82.....	SA
	USC	79-62.....	Stp (1)
2003-04	CAL	76-62.....	HP
	USC	70-60.....	SA
2004-05	USC	83-66.....	SA
	USC	89-70.....	HP
2005-06	CAL	62-58.....	Stp
	CAL	71-60.....	HP
	CAL	82-67.....	Stp (1)
2006-07	USC	76-73.....	HP
	USC	84-66.....	GC
2007-08	CAL	92-82.....	HP
	USC	93-89 (OT).....	GC
2008-09	USC	73-62.....	GC
	CAL	81-78 (OT).....	HP
	USC	79-75.....	Stp (1)
2009-10	CAL	67-59.....	HP
	USC	66-63.....	GC
2010-11	CAL	68-66.....	GC
	USC	78-75.....	HP
	USC	70-56.....	Stp (1)
2011-12	CAL	53-49.....	HP
	CAL	75-49.....	SA

CAL vs. UTAH

CAL leads all-time series tied, 11-8
Longest Win Streak:
CAL: 3, 1954-59
UTAH: 3, 1940-45

First meeting:

1933-34	CAL	43-32.....	UF
2011-12	CAL	81-45.....	HP
	CAL	60-46.....	JMHC

CAL vs. WASH

CAL leads all-time series, 78-77
Longest Win Streak (Since 1978-79):
CAL: 6, 1989-1992
WASH: 4, 1984-1985

First meeting:

1915-16	CAL	25-20.....	Berk
1978-79	CAL	45-39.....	H
	WASH	...	71-56.....	HE
1979-80	WASH	...	96-71.....	HE
	WASH	...	68-66.....	H
1980-81	CAL	74-65.....	H
	WASH	...	98-75.....	HE
1981-82	WASH	...	74-62.....	HE
	CAL	54-50.....	H
1982-83	WASH	...	58-57.....	HE
	CAL	96-64.....	H
1983-84	WASH	...	67-50.....	H
	WASH	...	54-51.....	HE
1984-85	WASH	...	72-54.....	HE
	WASH	...	41-38.....	H
1985-86	CAL	62-60.....	H
	CAL	78-72 (OT).....	HE
1986-87	WASH	...	70-61.....	H
	CAL	70-68.....	HE
1987-88	CAL	77-75.....	H
	CAL	84-82 (OT).....	HE
1988-89	WASH	...	82-80.....	HE

1984-70.....	H			
1989-90	CAL	63-58.....	HE
	CAL	86-64.....	H
1990-91	CAL	70-68.....	H
	CAL	67-46.....	HE
1991-92	CAL	76-58.....	HE
	WASH	...	76-74.....	H
1992-93	CAL	79-65.....	H
	CAL	76-75.....	HE
1993-94	CAL	79-64.....	H
	CAL	62-56.....	HE
1994-95	WASH	...	84-76.....	HE
	&CAL	...	73-74 (OT).....	H
1995-96	CAL	71-69.....	HE
	WASH	...	67-56.....	H
1996-97	CAL	80-52.....	HE
	CAL	78-67.....	H
1997-98	WASH	...	86-84 (OT).....	HE
	CAL	84-67.....	TNA
1998-99	WASH	...	87-73.....	TNA
	WASH	...	86-61.....	HE
1999-00	WASH	...	54-52.....	HP
	CAL	75-64.....	KA
2000-01	CAL	79-64.....	BAHE
	CAL	82-66.....	HP
2001-02	CAL	62-50.....	HP
	WASH	...	75-60.....	BAHE
2002-03	CAL	73-66.....	BAHE
	CAL	58-53.....	HP
2003-04	CAL	76-62.....	HP
	WASH	...	76-58.....	BAHE
2004-05	WASH	...	81-67.....	BAHE
	WASH	...	106-73.....	HP
2005-06	CAL	71-69.....	HP
	WASH	...	73-62.....	BAHE
2006-07	CAL	77-69.....	HP
	WASH	...	79-71.....	BAHE
2007-08	CAL	79-75.....	BAHE
	WASH	...	87-84.....	HP
	CAL	84-81.....	Stp (1)
2008-09	CAL	88-85 (3OT).....	BAHE
	CAL	86-71.....	HP
2009-10	WASH	...	84-69.....	BAHE
	CAL	93-81.....	HP
	WASH	...	79-75.....	Stp (1)
2010-11	WASH	...	92-71.....	HP
	WASH	...	109-77.....	AAA
2011-12	CAL	69-66.....	BAHE

CAL vs. WSU

CAL leads all-time series, 73-47
Longest Win Streak (Since 1978-79):
CAL: 6, 2000-2001
WSU: 5, 1991-1993

First meeting:

1916-17	CAL	28-20.....	Berk
1978-79	CAL	67-65.....	H
	WSU	68-52.....	F
1979-80	WSU	83-64.....	F
	WSU	80-68.....	H
1980-81	WSU	63-52.....	H
	CAL	73-65.....	F
1981-82	WSU	57-55 (OT).....	F
	WSU	49-48.....	H
1982-83	WSU	66-64.....	F
	WSU	56-54.....	H
1983-84	CAL	68-63 (OT).....	H
	WSU	71-62.....	F
1984-85	WSU	86-67.....	F
	CAL	67-58.....	H
1985-86	CAL	84-68.....	H
	WSU	81-78 (OT).....	F
1986-87	CAL	92-58.....	H
	CAL	68-66.....	F

1987-88	WSU	59-37.....	H
	CAL	82-76.....	F
1988-89	CAL	63-62.....	F
	CAL	86-69.....	H
1989-90	CAL	72-67.....	H
	CAL	69-51.....	F
1990-91	WSU	90-81.....	H
	WSU	84-75.....	F
1991-92	WSU	101-83.....	F
	WSU	79-72.....	H
1992-93	WSU	83-75.....	H
	CAL	76-67.....	F
1993-94	CAL	70-54.....	H
	WSU	94-82.....	F
1994-95	WSU	83-71.....	F
	WSU	92-89.....	H
1995-96	&CAL	...	87-79.....	F
	CAL	71-67.....	H
1996-97	CAL	77-75 (2OT).....	H
	WSU	89-87.....	F
1997-98	CAL	86-75.....	F
	CAL	69-60.....	TNA
1998-99	CAL	75-68.....	TNA
	WSU	79-73.....	F
1999-00	CAL	80-46.....	HP
	WSU	81-78.....	F
2000-01	CAL	75-71 (OT).....	F
	CAL	84-65.....	HP
2001-02	CAL	90-57.....	HP
	CAL	77-56.....	F
2002-03	CAL	76-63.....	F
	CAL	63-53.....	HP
2003-04	WSU	55-50.....	HP
	WSU	70-58.....	F
2004-05	CAL	59-47.....	F
	CAL	63-57 (OT).....	HP
2005-06	CAL	55-53.....	HP
	CAL	43-41.....	F
2006-07	WSU	73-56.....	HP
	WSU	59-46.....	F
2007-08	CAL	69-64.....	F
	WSU	70-49.....	HP
2008-09	CAL	57-50.....	F
	CAL	71-63.....	HP
2009-10	CAL	93-88.....	F
	CAL	86-70.....	HP
2010-11	CAL	88-81 (OT).....	HP
	WSU	75-71.....	F
2011-12	WSU	77-75.....	F

COLO vs. ORE

COLO leads all-time series, 5-3
Longest Win Streak:
COLO: 3, 1955-1983
ORE: 2, 1984-04

First meeting:

1955-56	COLO	68-49.....	McA
2011-12	COLO	72-71.....	CEC
	ORE	90-81.....	MK
	COLO	63-62.....	Stp (1)

COLO vs. OSU

COLO leads all-time series, 7-3
Longest Win Streak:
COLO: 5, 1940-2004
OSU: 2, 2004-2009

First meeting:

1940-41	COLO	38-29.....	BF
2011-12	COLO	82-60.....	CEC
	OSU	83-69.....	G

COLO vs. STAN

STAN leads all-time series, 9-3
Longest Win Streak:
COLO: 2, 1957-90
STAN: 5, 1991-2012

First meeting:

1932-33	STAN	25-21.....	(B)
2011-12	STAN	84-64.....	MP
	STAN	74-50.....	CEC

COLO vs. UCLA

UCLA leads all-time series, 5-1
Longest Win Streak:
COLO: 1, 1962
UCLA: 3, 1954-58

First meeting:

1954-55	UCLA	65-62.....	LA
2011-12	UCLA	77-60.....	SA

COLO vs. USC

All-time series tied, 3-3
Longest Win Streak:
COLO: 2, 1957-68
USC: 2, 1969-76

First meeting:

1940-41	USC	38-32.....	KC (NCAA)
2011-12	UTAH	...	74-50.....	GC

COLO vs. UTAH

COLO leads all-time series, 23-15
Longest Win Streak:
COLO: 7, 1938-1941
UTAH: 3, 1913-1914; 1947-50

First meeting:

1912-13	Utah	39-10.....	SLC
2011-12	COLO	73-33.....	CEC
	COLO	55-48.....	JHMC
	COLO	53-41.....	Stp (1)

COLO vs. WASH

All-time series tied, 7-7
Longest Win Streak:
COLO: 2, 1954-57; 1959
WASH: 4, 1972-78

First meeting:

1953-54	COLO	81-60.....	N
2011-12	COLO	87-69.....	CEC

COLO vs. WSU

COLO leads all-time series, 2-1
Longest Win Streak:
COLO: 1, 1952
WSU: 1, 1969

First meeting:

1952-53	COLO	76-46.....	BF
2011-12	COLO	71-60.....	CEC

PAC-12 TEAM VS. TEAM RESULTS



ORE vs. OSU

OSU leads all-time series, 184-153
 Longest Win Streak (Since 1978-79):
 ORE: 10, 1999-2004
 OSU: 15, 1980-1986

First meeting:
 1902-03 #OSU... 32-2..... Eug

1978-79 OSU..... 85-58..... G
 #OSU... 85-62..... MC
 ORE..... 45-44..... McA

1979-80 OSU..... 75-66..... G
 OSU..... 67-55..... McA

1980-81 #OSU... 67-57..... MC
 OSU..... 82-55..... G
 OSU..... 78-61..... McA

1981-82 OSU..... 76-61..... McA
 OSU..... 94-51..... G

1982-83 OSU..... 63-46..... G
 OSU..... 62-60..... McA

1983-84 #OSU... 63-59 (OT)..... MC
 OSU..... 70-66..... McA
 OSU..... 29-23..... G

1984-85 OSU..... 59-54..... G
 OSU..... 53-51..... McA

1985-86 OSU..... 63-56..... McA
 ORE..... 60-47..... G

1986-87 OSU..... 71-63..... G
 OSU..... 64-63..... McA

1987-88 #OSU... 62-51..... MC
 OSU..... 59-47..... G
 ORE..... 62-61..... McA

1988-89 OSU..... 73-69..... McA
 OSU..... 98-79..... G

1989-90 OSU..... 71-68..... MC
 OSU..... 69-67..... G
 OSU..... 57-55..... McA

1990-91 ORE..... 78-71..... MC
 OSU..... 84-76..... G
 ORE..... 83-66..... McA

1991-92 ORE..... 64-63..... McA
 OSU..... 62-54..... G

1992-93 OSU..... 83-75..... G
 OSU..... 54-48..... McA

1993-94 OSU..... 79-75..... MC
 ORE..... 74-64..... McA
 OSU..... 101-91 (2OT)..... G

1994-95 ORE..... 96-83..... G
 ORE..... 107-86..... McA

1995-96 ORE..... 70-59..... McA
 ORE..... 62-46..... G

1996-97 #ORE... 66-64..... RG
 ORE..... 91-69..... G
 ORE..... 88-73..... McA

1997-98 ORE..... 74-67..... McA
 ORE..... 50-48..... G

1998-99 OSU..... 48-45..... G
 ORE..... 73-68..... McA

1999-00 ORE..... 67-49..... G
 ORE..... 83-65..... McA

2000-01 ORE..... 84-66..... McA
 ORE..... 69-60..... G

2001-02 ORE..... 63-51..... G
 ORE..... 91-62..... McA

2002-03 ORE..... 79-68..... McA
 ORE..... 80-63..... G

2003-04 OSU..... 90-81..... G
 ORE..... 81-74..... McA

2004-05 ORE..... 73-64..... McA
 OSU..... 76-72..... G

2005-06 ORE..... 70-64..... McA
 OSU..... 65-62..... G

2006-07 ORE..... 76-73..... G
 ORE..... 70-49..... McA

2007-08 ORE..... 79-63..... McA

ORE..... 80-68..... G
 2008-09 OSU..... 57-54..... G
 ORE..... 79-69..... McA

2009-10 OSU..... 64-57..... McA
 OSU..... 62-42..... G

2010-11 ORE..... 63-59..... G
 ORE..... 82-63..... MK

2011-12 OSU..... 76-71..... MK
 ORE..... 74-73..... G

ORE vs. STAN

STAN leads all-time series, 89-47
 Longest Win Streak (Since 1978-79):
 ORE: 6, 1983-1986
 STAN: 11, 1996-2001

First meeting:
 1919-20 Indians . 39-22..... SP

1978-79 ORE..... 68-55..... McA
 ORE..... 80-77..... M

1979-80 ORE..... 77-73..... MP
 STAN... 60-59..... McA

1980-81 STAN... 82-76..... McA
 STAN... 80-79..... MP

1981-82 STAN... 97-88..... MP
 STAN... 79-75 (OT)..... McA

1982-83 STAN... 80-74..... McA
 ORE..... 67-66..... MP

1983-84 ORE..... 79-78..... MP
 ORE..... 91-71..... McA

1984-85 ORE..... 61-54..... MP
 ORE..... 68-61..... McA

1985-86 ORE..... 83-69..... MP
 STAN... 73-69 (OT)..... McA

1986-87 STAN... 70-71..... MP
 ORE..... 68-55..... McA

1987-88 ORE..... 80-66..... McA
 STAN... 84-61..... MP
 STAN... 88-67..... McK (1)

1988-89 STAN... 75-53..... MP
 STAN... 54-50..... McA

1989-90 STAN... 58-56..... MP
 ORE..... 62-61..... McA

1990-91 ORE..... 81-77 (OT)..... McA
 STAN... 86-75..... MP

1991-92 STAN... 78-57..... McA
 STAN... 70-47..... MP

1992-93 STAN... 71-66..... MP
 ORE..... 84-73..... McA

1993-94 STAN... 69-67..... McA
 STAN... 84-76..... MP

1994-95 STAN... 92-87..... MP
 ORE..... 89-80..... McA

1995-96 ORE..... 64-62..... McA
 STAN... 74-71..... MP

1996-97 STAN... 72-69 (OT)..... McA
 STAN... 83-61..... MP

1997-98 STAN... 89-67..... McA
 STAN... 95-67..... MP

1998-99 STAN... 77-59..... MP
 STAN... 73-61..... McA

1999-00 STAN... 85-71..... McA
 STAN... 76-61..... MP

2000-01 STAN... 100-76..... MP
 STAN... 69-62..... McA

2001-02 ORE..... 87-79..... McA
 STAN... 90-87 (OT)..... MP

2002-03 STAN... 81-57..... MP
 ORE..... 79-64..... McA

2003-04 STAN... 83-80..... McA
 STAN... 76-55..... MP
 STAN... 70-63..... Stp (1)

2004-05 STAN... 88-69..... MP
 STAN... 58-56..... McA

2005-06 STAN... 64-62..... MP

STAN... 57-56..... McA
 2006-07 ORE..... 66-59..... McA
 STAN... 88-69..... MP

2007-08 ORE..... 71-66..... McA
 STAN... 72-43..... MP

2008-09 STAN... 73-55..... MP
 ORE..... 68-60..... McA

2009-10 STAN... 84-69..... MP
 STAN... 72-65..... McA

2010-11 ORE..... 67-59..... MP
 STAN... 88-71..... MK

2011-12 ORE..... 78-67..... MK
 ORE..... 68-64..... MP

ORE vs. UCLA

UCLA leads all-time series, 83-29
 Longest Win Streak (Since 1978-79):
 ORE: 5, 2002-2003
 UCLA: 10, 1979-1983

First meeting:
 1950-51 #UCLA.. 77-55..... McA

1978-79 UCLA... 74-71..... PP
 UCLA... 65-58..... McA

1979-80 UCLA... 76-62..... McA
 UCLA... 90-76..... PP

1980-81 UCLA... 75-69..... McA
 UCLA... 98-75..... PP

1981-82 UCLA... 84-61..... PP
 UCLA... 88-66..... McA

1982-83 UCLA... 97-69..... PP
 UCLA... 67-56..... McA

1983-84 ORE..... 62-51..... McA
 ORE..... 87-83 (OT)..... PP

1984-85 UCLA... 67-59 (2OT)..... PP
 UCLA... 72-69..... McA

1985-86 UCLA... 71-65..... PP
 ORE..... 80-65..... McA

1986-87 UCLA... 64-59..... PP
 UCLA... 102-71..... McA

1987-88 UCLA... 65-60..... PP
 UCLA... 76-71..... McA

1988-89 UCLA... 97-66..... McA
 UCLA... 80-74..... PP

1989-90 UCLA... 79-62..... PP
 ORE..... 105-99..... McA

1990-91 UCLA... 94-76..... UAC (1)
 UCLA... 90-83..... McA
 UCLA... 100-83..... PP

1991-92 UCLA... 99-71..... PP
 UCLA... 84-65..... McA

1992-93 UCLA... 99-87..... McA
 UCLA... 97-90..... PP

1993-94 UCLA... 89-73..... PP
 ORE..... 80-79..... McA

1994-95 ORE..... 82-72..... McA
 UCLA... 94-78..... PP

1995-96 UCLA... 77-71..... McA
 UCLA... 85-78..... PP

1996-97 ORE..... 87-85 (OT)..... McA
 UCLA... 74-67..... PP

1997-98 UCLA... 68-66..... PP
 ORE..... 97-81..... McA

1998-99 UCLA... 65-63..... McA
 UCLA... 79-77..... PP

1999-00 ORE..... 73-58..... McA
 UCLA... 75-69..... PP

2000-01 UCLA... 98-88..... PP
 UCLA... 88-73..... McA

2001-02 ORE..... 91-62..... McA
 ORE..... 65-62..... PP

2002-03 ORE..... 96-91 (OT)..... PP
 ORE..... 79-48..... McA
 ORE..... 75-74..... Stp (1)

2003-04 UCLA... 81-74..... PP

ORE..... 60-59..... McA
 2004-05 UCLA... 70-62..... McA
 UCLA... 73-61..... PP

2005-06 UCLA... 56-49..... McA
 UCLA... 70-53..... PP

2006-07 ORE..... 68-66..... McA
 UCLA... 69-57..... PP

2007-08 UCLA... 80-75..... McA
 UCLA... 75-65..... PP

2008-09 UCLA... 83-74..... McA
 UCLA... 94-68..... PP

2009-10 ORE..... 71-66 (OT)..... McA
 ORE..... 70-68..... PP

2010-11 UCLA... 67-59..... MK
 UCLA... 64-54..... PP
 ORE..... 76-59..... Stp (1)

2011-12 ORE..... 75-68..... MK

ORE vs. USC

USC leads all-time series, 62-47
 Longest Win Streak (Since 1978-79):
 ORE: 9, 1987-1991
 USC: 7, 1991-1994

First meeting:
 1955-56 #ORE... 55-45..... McA

1978-79 USC..... 70-64..... SA
 USC..... 87-64..... McA

1979-80 USC..... 83-66..... McA
 ORE..... 82-81..... SA

1980-81 ORE..... 74-67..... McA
 ORE..... 81-78..... SA

1981-82 USC..... 107-91..... SA
 USC..... 80-68..... McA

1982-83 USC..... 62-54..... SA
 USC..... 65-55..... McA

1983-84 ORE..... 80-49..... McA
 ORE..... 52-47..... SA

1984-85 USC..... 63-59..... McA
 USC..... 65-62..... SA

1985-86 USC..... 75-60..... For
 ORE..... 76-63..... McA

1986-87 USC..... 60-56..... SA
 ORE..... 57-55..... McA
 ORE..... 51-49..... PP (1)

1987-88 ORE..... 52-40..... SA
 ORE..... 74-62..... McA

1988-89 ORE..... 64-62..... McA
 ORE..... 70-68..... SA

1989-90 ORE..... 66-65..... SA
 ORE..... 96-79..... McA

1990-91 ORE..... 86-84..... McA
 USC..... 84-71..... SA

1991-92 USC..... 85-56..... SA
 USC..... 69-68..... McA

1992-93 USC..... 69-58..... McA
 USC..... 73-67..... SA

1993-94 USC..... 77-69..... SA
 USC..... 84-75..... McA

1994-95 ORE..... 95-83..... McA
 ORE..... 81-77..... SA

1995-96 ORE..... 80-60..... McA
 ORE..... 99-78..... SA

1996-97 USC..... 79-69..... McA
 USC..... 72-69..... SA

1997-98 USC..... 63-59..... SA
 ORE..... 73-61..... McA

1998-99 USC..... 85-84..... McA
 ORE..... 60-55..... SA

1999-00 ORE..... 68-67..... McA
 ORE..... 80-77..... SA

2000-01 USC..... 78-74..... SA
 USC..... 87-80 (OT)..... McA

2001-02 ORE..... 73-69..... McA
 ORE..... 67-65..... SA

USC.....	89-78.....	Stp (1)
2002-03 USC.....	91-76.....	SA
ORE.....	79-66.....	McA
ORE.....	74-66.....	Stp (1)
2003-04 ORE.....	92-74.....	SA
ORE.....	75-70.....	McA
2005-06 USC.....	84-78.....	McA
ORE.....	73-61.....	SA
2006-07 USC.....	84-82.....	McA
USC.....	71-68.....	GC
ORE.....	81-57.....	Stp (1)
2007-08 USC.....	95-86 (OT).....	McA
USC.....	81-75.....	GC
2008-09 USC.....	83-62.....	McA
USC.....	80-66.....	GC
2009-10 ORE.....	67-57.....	McA
ORE.....	54-44.....	GC
2010-11 ORE.....	68-52.....	MK
ORE.....	61-51.....	GC
2011-12 ORE.....	65-62.....	MK

ORE vs. UTAH

ORE leads all-time series, 9-8

Longest Win Streak:

ORE: 3, 1968-89

UTAH: 4, 1949-51

First meeting:

1941 ORE..... 51-15..... McA

2011-12 ORE..... 79-68..... JMHC

ORE..... 94-48..... MK

ORE vs. WASH

WASH leads all-time series, 186-105

Longest Win Streak (Since 1978-79):

ORE: 5, 1993-1995

WASH: 5, 1980-1982

First meeting:

1903-04 #WASH. 19-17..... Sea

1978-79 WASH... 82-70..... HE

ORE..... 73-71..... McA

1979-80 WASH... 58-46..... McA

WASH... 70-65..... HE

1980-81 WASH... 102-91..... HE

WASH... 70-68..... McA

1981-82 WASH... 76-70..... McA

ORE..... 82-78..... HE

1982-83 ORE..... 52-47..... McA

WASH... 79-66..... HE

1983-84 WASH... 60-53..... HE

WASH... 79-58..... McA

1984-85 WASH... 88-62..... HE

ORE..... 70-66..... McA

1985-86 WASH... 61-56..... McA

WASH... 73-67..... HE

1986-87 ORE..... 77-67..... McA

WASH... 81-74 (OT)..... HE

WASH... 70-56..... PP (1)

1987-88 WASH... 75-63..... HE

ORE..... 69-64..... McA

1988-89 WASH... 71-70..... McA

WASH... 78-69..... HE

1989-90 ORE..... 65-54..... McA

ORE..... 58-53..... HE

1990-91 WASH... 88-86..... HE

ORE..... 67-64..... McA

1991-92 WASH... 72-71..... McA

WASH... 71-55..... HE

1992-93 WASH... 70-53..... HE

ORE..... 85-70..... McA

1993-94 ORE..... 61-60..... McA

ORE..... 86-71..... HE

1994-95 ORE..... 92-83..... HE

ORE..... 88-63..... McA

1995-96 WASH... 72-69.....	McA
ORE..... 55-52.....	HE
1996-97 WASH... 78-77.....	HE
ORE..... 69-59.....	McA
1997-98 WASH... 81-71.....	McA
WASH... 62-61.....	HE
1998-99 WASH... 86-76 (OT).....	HE
ORE..... 94-81.....	McA
1999-00 ORE..... 76-74 (OT).....	KA
WASH... 67-58.....	McA
2000-01 WASH... 72-71 (OT).....	McA
ORE..... 85-73.....	BAHE
2001-02 WASH... 97-92.....	BAHE
ORE..... 90-84.....	McA
ORE..... 86-64.....	Stp (1)
2002-03 ORE..... 91-66.....	McA
WASH... 78-66.....	BAHE
2003-04 ORE..... 84-74.....	McA
WASH... 83-74.....	BAHE
2004-05 WASH... 77-56.....	BAHE
WASH... 95-88 (OT).....	McA
2005-06 WASH... 78-59.....	BAHE
ORE..... 75-72.....	McA
WASH... 84-73.....	Stp (1)
2006-07 WASH... 89-77.....	BAHE
ORE..... 93-85.....	McA
2007-08 WASH... 78-70.....	BAHE
ORE..... 71-58.....	McA
2008-09 WASH... 84-67.....	McA
WASH... 103-84.....	BAHE
2009-10 ORE..... 90-79.....	BAHE
WASH... 86-72.....	McA
2010-11 WASH... 87-69.....	AAA
ORE..... 81-76.....	MK
WASH... 69-51.....	Stp (1)
2011-12 WASH... 76-60.....	AAA
ORE..... 82-57.....	MK

ORE vs. WSU

ORE leads all-time series, 161-123

Longest Win Streak (Since 1978-79):

ORE: 14, 2002-07

WSU: 6, 2008-09

First meeting:

1907-08 #WSU... 15-13..... Pull

1978-79 WSU..... 74-65..... F

WSU..... 53-52..... McA

1979-80 WSU..... 62-52..... McA

WSU..... 81-66..... F

1980-81 ORE..... 70-66..... F

ORE..... 82-67..... McA

1981-82 ORE..... 60-56..... McA

WSU..... 76-69..... F

1982-83 WSU..... 54-51..... McA

WSU..... 48-45..... F

1983-84 ORE..... 64-60..... F

ORE..... 78-73..... McA

1984-85 ORE..... 74-72..... F

ORE..... 84-62..... McA

1985-86 WSU..... 60-59..... McA

WSU..... 75-71..... F

1986-87 ORE..... 60-55..... McA

WSU..... 79-65..... F

1987-88 ORE..... 67-46..... F

ORE..... 73-66..... McA

1988-89 ORE..... 67-49..... McA

WSU..... 60-54..... F

WSU..... 78-56..... For (1)

1989-90 ORE..... 82-68..... McA

ORE..... 58-53..... F

1990-91 WSU..... 82-79..... F

ORE..... 75-69..... McA

1991-92 WSU..... 90-55..... McA

WSU..... 97-82..... F

1992-93 WSU..... 95-79.....	F
ORE..... 62-60.....	McA
1993-94 WSU..... 95-85.....	McA
ORE..... 98-87.....	F
1994-95 WSU..... 83-78.....	F
WSU..... 76-59.....	McA
1995-96 ORE..... 70-63.....	McA
WSU..... 70-65.....	F
1996-97 WSU..... 81-67.....	SP
ORE..... 93-82.....	McA
1997-98 ORE..... 71-62.....	McA
ORE..... 64-63.....	F
1998-99 ORE..... 87-83 (3OT).....	F
ORE..... 77-64.....	McA
1999-00 ORE..... 81-80 (OT).....	F
ORE..... 70-53.....	McA
2000-01 ORE..... 81-66.....	McA
WSU..... 63-62.....	F
2001-02 ORE..... 94-86.....	F
ORE..... 115-77.....	McA
2002-03 ORE..... 76-66.....	McA
ORE..... 89-70.....	F
2003-04 ORE..... 60-45.....	McA
ORE..... 67-62 (OT).....	F
2004-05 ORE..... 55-52.....	F
ORE..... 69-66.....	McA
2005-06 ORE..... 52-50.....	F
ORE..... 67-37.....	McA
ORE..... 66-55.....	Stp (1)
2006-07 ORE..... 77-74 (OT).....	F
ORE..... 64-59.....	McA
2007-08 WSU..... 69-60.....	F
WSU..... 62-53.....	McA
WSU..... 75-70.....	Stp (1)
2008-09 WSU..... 74-62.....	McA
WSU..... 67-38.....	F
WSU..... 62-40.....	Stp (1)
2009-10 ORE..... 91-89 (2OT).....	F
ORE..... 74-66.....	McA
ORE..... 86-84 (OT).....	Stp (1)
2010-11 WSU..... 77-63.....	F
ORE..... 69-43.....	MK
2011-12 ORE..... 92-75.....	F
ORE..... 78-69.....	MK

OSU vs. STAN

OSU leads all-time series, 71-64

Longest Win Streak (Since 1978-79):

OSU: 7, 1980-1983

STAN: 11, 2000-2005

First meeting:

1929-30 OSU..... 29-24..... SP

1978-79 OSU..... 73-48..... G

STAN... 79-76..... MP

1979-80 OSU..... 18-16..... MP

OSU..... 85-57..... G

1980-81 OSU..... 76-62..... G

OSU..... 62-57..... M

1981-82 OSU..... 81-38..... MP

OSU..... 111-8..... G

1982-83 OSU..... 62-53..... G

STAN... 88-75..... MP

1983-84 OSU..... 64-59..... MP

OSU..... 73-68..... G

1984-85 OSU..... 83-73..... MP

OSU..... 54-49..... G

1985-86 STAN... 56-52..... G

OSU..... 74-60..... MP

1986-87 OSU..... 70-66..... MP

OSU..... 71-59..... G

1987-88 STAN... 78-65..... G

OSU..... 63-61..... MP

1988-89 STAN... 87-59..... MP

STAN... 60-58..... G

1989-90 OSU..... 77-76.....	MP
OSU..... 84-70.....	G
1990-91 OSU..... 73-66.....	G
STAN... 64-59.....	MP
1991-92 STAN... 67-64.....	G
STAN... 76-56.....	MP
1992-93 OSU..... 77-66.....	MP
OSU..... 82-65.....	G
1993-94 STAN... 71-67.....	G
STAN... 90-66.....	MP
1994-95 STAN... 95-82.....	MP
OSU..... 90-71.....	G
1995-96 STAN... 65-50.....	G
STAN... 84-51.....	MP
1996-97 OSU..... 86-77.....	G
STAN... 87-54.....	MP
1997-98 STAN... 68-48.....	G
STAN... 85-77.....	MP
1998-99 STAN... 72-56.....	MP
OSU..... 59-45.....	G
1999-00 STAN... 73-45.....	G
STAN... 82-56.....	MP
2000-01 STAN... 73-49.....	MP
STAN... 82-63.....	G
2001-02 STAN... 67-50.....	G
STAN... 77-55.....	MP
2002-03 STAN... 57-54.....	MP
STAN... 84-73.....	G
2003-04 STAN... 62-48.....	G
STAN... 73-47.....	MP
2004-05 STAN... 69-65.....	MP
OSU..... 84-83.....	G
2005-06 STAN... 80-66.....	MP
STAN... 71-64.....	G
2006-07 STAN... 67-56.....	G
STAN... 70-55.....	MP
2007-08 STAN... 66-46.....	G
STAN... 71-56.....	MP
2008-09 OSU..... 77-62.....	MP
OSU..... 66-54.....	G
STAN... 62-54.....	Stp (1)
OSU..... 65-62 (OT).....	G (2)
2009-10 STAN... 59-35.....	MP
STAN... 65-55.....	G
2010-11 STAN... 70-56.....	MP
OSU..... 87-80.....	GC
OSU..... 69-67.....	Stp (1)
2011-12 STAN... 103-101 (4OT).....	GC
STAN... 87-82.....	MP

OSU vs. UCLA

UCLA leads all-time series, 87-34

Longest Win Streak (Since 1978-79):

OSU: 4, 1983-1985

UCLA: 13, 2006-11

First meeting:

1924-25 #OSU... 20-15..... LA

1978-79 UCLA... 65-63..... PP

UCLA... 69-56..... G

1979-80 OSU..... 76-67..... G

UCLA... 93-67..... PP

1980-81 OSU..... 81-67..... G

OSU..... 82-76..... PP

1981-82 UCLA... 74-68..... PP

OSU..... 72-58..... G

1982-83 UCLA... 99-77..... PP

OSU..... 69-65..... G

1983-84 OSU..... 72-63..... PP

OSU..... 70-65..... G

1984-85 OSU..... 59-49..... G

UCLA... 59-51..... PP

1985-86 OSU..... 54-49..... PP

UCLA... 74-63..... G

1986-87 UCLA... 70-67 (OT)..... PP

PAC-12 TEAM VS. TEAM RESULTS



UCLA	57-53	G
1987-88 OSU	65-64	PP
OSU	73-68	G
1988-89 OSU	82-69	G
UCLA	92-75	PP
1989-90 UCLA	94-80	PP
OSU	83-74	G
1990-91 OSU	97-96 (20T)	G
UCLA	87-56	PP
1991-92 UCLA	87-81 (OT)	PP
UCLA	72-62	G
1992-93 OSU	79-73	G
UCLA	76-75	PP
1993-94 UCLA	104-71	PP
UCLA	78-67	G
1994-95 UCLA	87-78	G
UCLA	86-67	PP
1995-96 UCLA	68-66	G
UCLA	69-60	PP
1996-97 UCLA	74-68	G
UCLA	81-69	PP
1997-98 UCLA	90-72	PP
UCLA	84-75	G
1998-99 OSU	65-63	G
UCLA	85-67	PP
1999-00 UCLA	85-74	G
UCLA	69-59	PP
2000-01 UCLA	67-40	PP
UCLA	68-65 (OT)	G
2001-02 UCLA	70-48	G
UCLA	65-57	PP
2002-03 OSU	83-79	PP
UCLA	69-66	G
2003-04 UCLA	77-66	PP
OSU	65-56	G
2004-05 OSU	85-80	G
UCLA	69-61	PP
OSU	79-72	Stp (1)
2005-06 UCLA	63-54	G
UCLA	78-60	PP
UCLA	79-47	Stp (1)
2006-07 UCLA	71-56	PP
UCLA	82-35	G
2007-08 UCLA	85-62	G
UCLA	84-49	PP
2008-09 UCLA	69-46	PP
UCLA	79-54	G
2009-10 UCLA	62-52	G
UCLA	65-56	PP
2010-11 UCLA	62-57	GC
UCLA	69-61	PP
2011-12 OSU	87-84	GC

OSU vs. USC

USC leads all-time series, 65-59
 Longest Win Streak (Since 1978-79):
 OSU: 7, 1979-1982
 USC: 7, 2005-2008

First meeting:

1924-25 OSU	30-22	(n/a)
1978-79 USC	76-75	SA
OSU	70-67	G
1979-80 OSU	82-68	G
OSU	73-72	SA
1980-81 OSU	55-48	G
OSU	73-64	SA
1981-82 OSU	72-55	SA
OSU	45-36	G
1982-83 USC	74-69	SA
OSU	62-50	G
1983-84 OSU	51-45	G
OSU	66-57	SA
1984-85 USC	60-58	G
OSU	60-58 (OT)	SA

1985-86 OSU	68-64	SA
USC	66-60	G
1986-87 OSU	57-51	SA
USC	65-55	G
1987-88 OSU	80-77 (OT)	LMU
OSU	84-57	G
1988-89 OSU	64-55	G
OSU	74-65	SA
1989-90 OSU	92-82	SA
OSU	98-94 (OT)	G
1990-91 USC	70-68	G
USC	85-75	SA
1991-92 USC	90-73	SA
OSU	92-78	G
1992-93 OSU	68-57	G
USC	69-60	SA
1993-94 USC	82-76	SA
USC	69-68	G
1994-95 OSU	90-89 (OT)	G
OSU	83-81 (OT)	SA
1995-96 OSU	56-54	G
USC	64-47	SA
1996-97 USC	71-68	G
USC	83-62	SA
1997-98 USC	71-67	SA
OSU	83-74 (OT)	G
1998-99 OSU	69-66 (OT)	G
USC	86-61	SA
1999-00 USC	82-69	G
USC	82-71	SA
2000-01 USC	73-47	SA
OSU	67-52	G
2001-02 USC	64-51	G
USC	79-45	SA
2002-03 OSU	83-74	SA
OSU	61-60	G
2003-04 USC	91-82	SA
USC	63-60	G
2004-05 OSU	74-64	G
USC	78-68	SA
2005-06 USC	72-70 (OT)	G
USC	89-84	SA
2006-07 USC	91-46	G
USC	73-56	GC
2007-08 USC	68-44	G
USC	81-53	GC
2008-09 OSU	62-58 (OT)	G
USC	68-52	GC
2009-10 OSU	51-45	G
OSU	49-44	GC
2010-11 OSU	80-76	G
USC	67-56	GC
2011-12 OSU	78-59	GC

OSU vs. UTAH

UTAH leads all-time series, 12-9
 Longest Win Streak:
 OSU: 2, 1941
 UTAH: 4, 1958-68

First meeting:

1939 UTAH	53-37	UF
2011-12 OSU	76-58	JMHC
OSU	77-66	GC

OSU vs. WASH

WASH leads all-time series, 154-137
 Longest Win Streak (Since 1978-79):
 OSU: 10, 1979-1983
 WASH: 8, 2008-2011

First meeting:

1903-04 #OSU	22-19	Corv
1978-79 OSU	68-66	HE
OSU	75-69	G

1979-80 OSU	89-84	G
OSU	83-73	HE
1980-81 OSU	97-91	HE
OSU	89-63	G
1981-82 OSU	63-43	G
OSU	55-44	HE
1982-83 OSU	71-52	G
OSU	60-50	HE
1983-84 WASH	72-58	HE
OSU	64-52	G
1984-85 OSU	52-45	HE
WASH	60-45	G
1985-86 WASH	73-72	G
WASH	65-55	HE
1986-87 OSU	71-50	G
WASH	63-61	HE
1987-88 WASH	63-59	HE
OSU	69-57	G
OSU	80-61	McK (1)
1988-89 OSU	71-70	G
OSU	106-66	HE
1989-90 OSU	70-63	G
WASH	66-57	HE
1990-91 OSU	70-60	HE
OSU	80-63	G
1991-92 OSU	82-58	G
OSU	77-67	HE
1992-93 OSU	73-70	HE
WASH	61-51	G
1993-94 OSU	75-71 (OT)	G
WASH	62-49	HE
1994-95 WASH	75-57	HE
WASH	65-63	G
1995-96 OSU	63-55	G
WASH	50-40	HE
1996-97 WASH	77-72	HE
WASH	87-78	G
1997-98 WASH	70-57	G
WASH	84-74	HE
1998-99 WASH	70-50	HE
WASH	82-69	G
1999-00 OSU	74-57	KA
OSU	71-47	G
2000-01 OSU	63-56	G
OSU	83-69	BAHE
2001-02 OSU	68-53	BAHE
WASH	68-63	G
2002-03 OSU	82-62	G
OSU	80-72	BAHE
2003-04 WASH	103-99 (OT)	G
WASH	80-79	BAHE
2004-05 WASH	108-68	BAHE
OSU	90-73	G
2005-06 WASH	69-65	BAHE
WASH	96-63	G
2006-07 WASH	91-74	BAHE
OSU	73-65	G
2007-08 WASH	83-74	BAHE
WASH	97-59	G
2008-09 WASH	85-59	G
WASH	79-60	BAHE
2009-10 WASH	76-70	BAHE
WASH	82-70	G
WASH	59-52	Stp (1)
2010-11 WASH	103-72	AAA
OSU	68-56	G
2011-12 WASH	95-80	AAA
WASH	75-72	G
OSU	86-84	Stp (1)

OSU vs. WSU

OSU leads all-time series, 163-122
 Longest Win Streak (Since 1978-79):
 OSU: 6, 1984-1987 and 1988-1990
 WSU: 7, 1994-1997

First meeting:

1906-07 #OSU	30-14	Pull
1978-79 WSU	67-61	F
OSU	66-52	G
1979-80 OSU	65-63	G
WSU	69-51	F
1980-81 OSU	66-53	F
OSU	81-53	G
1981-82 OSU	64-46	G
OSU	40-36	F
1982-83 WSU	79-69	G
WSU	63-61 (OT)	F
1983-84 #OSU	79-57	MC
WSU	74-65	F
OSU	66-55	G
1984-85 OSU	73-56	F
OSU	69-49	G
1985-86 OSU	57-54	G
OSU	66-49	F
1986-87 OSU	66-48	G
WSU	73-63	F
1987-88 WSU	56-49	F
OSU	62-48	G
OSU	74-68 (20T)McK (1)	G
1988-89 OSU	90-63	G
OSU	83-70	F
1989-90 OSU	79-64	G
OSU	83-63	F
1990-91 WSU	99-77	F
OSU	87-85	G
1991-92 WSU	81-69	G
WSU	87-84 (OT)	F
1992-93 WSU	56-51	F
OSU	59-58	G
1993-94 WSU	81-66	G
WSU	101-64	F
1994-95 WSU	77-75	F
WSU	94-85	G
1995-96 WSU	76-62	G
WSU	61-42	F
1996-97 WSU	80-64	SP
OSU	61-49	G
1997-98 WSU	69-53	G
WSU	80-68	F
1998-99 WSU	84-79	F
OSU	83-64	G
1999-00 OSU	77-73	F
OSU	64-56	G
2000-01 OSU	67-62	G
WSU	57-53	F
2001-02 OSU	74-72	F
OSU	91-55	G
2002-03 OSU	63-48	G
WSU	75-71	F
2003-04 OSU	52-41	G
OSU	65-58	F
2004-05 WSU	63-45	F
OSU	58-51	G
2005-06 OSU	59-50	F
OSU	71-62	G
2006-07 WSU	70-55	G
WSU	58-54	F
2007-08 WSU	69-46	F
WSU	70-57	G
2008-09 WSU	61-57 (OT)	G
OSU	54-52	F
2009-10 WSU	65-60	F
OSU	59-55	G
2010-11 WSU	84-70	F

OSU.....	61-55.....	G
2011-12 WSU.....	81-76.....	F
WSU.....	83-73.....	G
OSU.....	69-64.....	Stp (1)

STAN vs. UCLA

UCLA leads all-time series, 135-91
Longest Win Streak (Since 1978-79):
STAN: 6, 2003-2005
UCLA: 9, 1991-1995

First meeting:
1924-25 #STAN.. 23-17..... SP

1978-79	STAN	75-72.....	MP
	UCLA	99-71.....	PP
1979-80	UCLA	92-60.....	PP
	UCLA	75-62.....	MP
1980-81	UCLA	85-58.....	PP
	STAN	74-72.....	MP
1981-82	UCLA	42-34.....	MP
	UCLA	79-53.....	PP
1982-83	UCLA	101-87.....	MP
	UCLA	99-86.....	PP
1983-84	UCLA	71-66.....	PP
	STAN	75-64.....	MP
1984-85	UCLA	100-71.....	PP
	UCLA	72-66.....	MP
1985-86	STAN	76-70.....	MP
	UCLA	95-74.....	PP
1986-87	UCLA	95-75.....	PP
	UCLA	93-62.....	MP
1987-88	STAN	116-110 (2OT).....	MP
	UCLA	91-69.....	PP
1988-89	UCLA	74-70.....	PP
	STAN	84-75.....	MP
	STAN	95-86.....	For (1)
1989-90	STAN	87-79.....	MP
	STAN	70-69.....	PP
1990-91	STAN	89-82.....	PP
	UCLA	89-86.....	MP
1991-92	UCLA	83-77.....	MP
	UCLA	96-70.....	PP
1992-93	UCLA	84-76.....	PP
	UCLA	72-64.....	MP
1993-94	UCLA	69-65.....	MP
	UCLA	103-88.....	PP
1994-95	UCLA	77-74.....	PP
	UCLA	88-77.....	MP
1995-96	STAN	67-66.....	MP
	UCLA	64-56.....	PP
1996-97	STAN	109-61.....	MP
	UCLA	87-68.....	PP
1997-98	STAN	93-80.....	MP
	STAN	84-81.....	PP
1998-99	STAN	72-59.....	PP
	STAN	77-73.....	MP
1999-00	STAN	78-63.....	PP
	UCLA	94-93 (OT).....	MP
2000-01	UCLA	79-73.....	MP
	STAN	85-79.....	PP
2001-02	STAN	86-76.....	PP
	UCLA	95-92.....	MP
2002-03	STAN	52-51.....	MP
	STAN	93-84.....	PP
2003-04	STAN	67-52.....	MP
	STAN	73-60.....	PP
2004-05	STAN	75-64.....	PP
	STAN	78-65.....	MP
2005-06	UCLA	71-54.....	PP
	UCLA	75-54.....	MP
2006-07	STAN	75-68.....	MP
	UCLA	75-61.....	PP
2007-08	UCLA	76-67.....	MP
	UCLA	77-67 (OT).....	PP
	UCLA	67-64.....	Stp (1)

2008-09	UCLA	97-63.....	PP
	UCLA	76-71.....	MP
2009-10	STAN	70-59.....	MP
	UCLA	77-73.....	PP
2010-11	UCLA	68-57.....	PP
	UCLA	69-65.....	MP
2011-12	STAN	60-59.....	MP
	UCLA	72-61.....	SA

STAN vs. USC

USC leads all-time series, 125-116
Longest Win Streak (Since 1978-79):
STAN: 13, 1984-1990
USC: 4, 1981-1982

First meeting:
1916-17 #STAN.. 34-10..... SP

1978-79	USC.....	57-55.....	MP
	USC.....	79-68.....	SA
1979-80	USC.....	69-68.....	SA
	STAN	93-91 (OT).....	MP
1980-81	USC.....	89-64.....	SA
	USC.....	74-67.....	MP
1981-82	USC.....	85-74.....	MP
	USC.....	74-59.....	SA
1982-83	STAN	92-74.....	MP
	USC.....	90-76.....	SA
1983-84	USC.....	51-49 (OT).....	SA
	STAN	64-56.....	MP
1984-85	STAN	60-54.....	SA
	STAN	86-65.....	MP
1985-86	STAN	61-59.....	SA
	STAN	85-64.....	MP
1986-87	STAN	64-58.....	SA
	STAN	72-57.....	MP
1987-88	STAN	88-62.....	MP
	STAN	73-65.....	SA
1988-89	STAN	68-52.....	SA
	STAN	74-65.....	MP
	STAN	66-61.....	For (2)
1989-90	STAN	74-61.....	MP
	USC.....	71-62.....	SA
1990-91	USC.....	85-67.....	SA
	STAN	92-76.....	MP
1991-92	USC.....	82-72.....	MP
	USC.....	73-72 (OT).....	SA
1992-93	USC.....	63-55.....	SA
	STAN	78-62.....	MP
1993-94	STAN	76-67.....	MP
	STAN	66-55.....	SA
1994-95	STAN	85-82.....	SA
	STAN	90-78.....	MP
1995-96	USC.....	84-80.....	SA
	STAN	99-69.....	MP
1996-97	STAN	85-70.....	MP
	USC.....	84-81.....	SA
1997-98	STAN	99-62.....	MP
	STAN	83-59.....	SA
1998-99	STAN	72-55.....	SA
	USC.....	86-82 (OT).....	MP
1999-00	STAN	67-57.....	SA
	STAN	111-68.....	MP
2000-01	STAN	77-71.....	MP
	STAN	70-68.....	SA
2001-02	USC.....	90-82.....	SA
	USC.....	77-58.....	MP
	USC.....	103-78.....	Stp (1)
2002-03	STAN	80-72.....	MP
	STAN	73-67.....	SA
	USC.....	79-74.....	Stp (1)
2003-04	STAN	77-67.....	MP
	STAN	76-67.....	SA
2004-05	STAN	78-70.....	SA
	STAN	71-62.....	MP
2005-06	USC.....	82-71.....	Stp

2006-07	STAN	58-56.....	MP
	STAN	65-50.....	MP
	USC.....	69-65.....	GC
	USC.....	83-79 (OT).....	Stp (1)
2007-08	STAN	52-46.....	MP
	USC.....	77-64.....	GC
2008-09	USC.....	70-69.....	GC
	STAN	75-63.....	MP
2009-10	STAN	54-53.....	MP
	USC.....	54-49.....	GC
2010-11	USC.....	65-42.....	GC
	USC.....	69-53.....	MP
2011-12	STAN	51-43.....	MP
	STAN	59-47.....	GC

STAN vs. UTAH

UTAH leads all-time series, 15-8
Longest Win Streak:
STAN: 2, twice. Last: 1960-62
UTAH: 3, four times. Last: 1969-72

First meeting:
1932 STAN 41-37..... UF

2011-12	STAN	68-65.....	MP
	UTAH ...	57-58.....	JMHC

STAN vs. WASH

STAN leads all-time series, 70-67
Longest Win Streak (Since 1978-79):
STAN: 10, 1998-2002
WASH: 6, 2009-10

First meeting:
1915-16 #WASH. 35-19..... SP

1978-79	STAN	80-69.....	MP
	WASH ...	84-63.....	HE
1979-80	WASH ...	81-59.....	HE
	STAN	79-78 (OT).....	MP
1980-81	WASH ...	65-57.....	MP
	WASH ...	89-71.....	HE
1981-82	WASH ...	75-70.....	HE
	WASH ...	53-52.....	MP
1982-83	WASH ...	84-65.....	HE
	STAN	77-63.....	MP
1983-84	STAN	78-74.....	MP
	WASH ...	68-63.....	HE
1984-85	WASH ...	78-69.....	HE
	WASH ...	67-47.....	MP
1985-86	WASH ...	70-69.....	MP
	WASH ...	96-87.....	HE
1986-87	STAN	82-77.....	MP
	WASH ...	70-65.....	HE
	WASH ...	86-71.....	PP (1)
1987-88	STAN	86-70.....	MP
	WASH ...	84-82 (2OT).....	HE
1988-89	STAN	71-69.....	HE
	STAN	82-74 (OT).....	MP
1989-90	WASH ...	71-59.....	HE
	STAN	59-48.....	MP
1990-91	STAN	87-55.....	MP
	STAN	60-59.....	HE
1991-92	STAN	64-58.....	HE
	STAN	85-70.....	MP
1992-93	WASH ...	68-67.....	MP
	WASH ...	56-51.....	HE
1993-94	STAN	67-65.....	MP
	STAN	76-61.....	HE
1994-95	STAN	65-51.....	HE
	STAN	74-65.....	MP
1995-96	STAN	71-56.....	MP
	WASH ...	74-71.....	HE
1996-97	STAN	78-67.....	MP
	WASH ...	75-61.....	HE
1997-98	STAN	74-72.....	HE
	STAN	93-70.....	MP

1998-99	STAN	67-60.....	MP
	STAN	89-57.....	HE
1999-00	STAN	92-62.....	MP
	STAN	77-52.....	KA
2000-01	STAN	94-63.....	BAHE
	STAN	99-79.....	MP
2001-02	STAN	105-60.....	MP
	STAN	91-65.....	BAHE
2002-03	WASH ...	73-68.....	BAHE
	STAN	78-69.....	MP
2003-04	STAN	85-72.....	MP
	WASH ...	75-62.....	BAHE
	STAN	77-66.....	Stp (1)
2004-05	WASH ...	76-73.....	BAHE
	STAN	77-67.....	MP
	WASH ...	66-63.....	Stp (1)
2005-06	STAN	76-67 (OT).....	MP
	WASH ...	75-57.....	BAHE
2006-07	STAN	78-77.....	MP
	WASH ...	64-52.....	BAHE
2007-08	STAN	65-51.....	BAHE
	STAN	82-79.....	MP
2008-09	WASH ...	84-83.....	BAHE
	WASH ...	75-68.....	MP
	WASH ...	85-73.....	Stp (1)
2009-10	WASH ...	94-61.....	BAHE
	WASH ...	78-61.....	MP
	WASH ...	79-64.....	Stp (1)
2010-11	STAN	58-56.....	MP
	WASH ...	87-76.....	AAA
2011-12	WASH ...	76-63.....	AAA

STAN vs. WSU

STAN leads all-time series, 69-59
Longest Win Streak (Since 1978-79):
STAN: 18, 1996-2004
WSU: 5, 1981-1983

First meeting:
1916-17 #WSU ... 36-18..... SP

1978-79	WSU.....	75-52.....	MP
	WSU.....	69-47.....	F
1979-80	WSU.....	102-74.....	F
	WSU.....	93-75.....	MP
1980-81	STAN	62-60.....	MP
	WSU.....	59-58.....	F
1981-82	WSU.....	63-58.....	F
	WSU.....	62-54.....	MP
1982-83	WSU.....	67-63.....	F
	WSU.....	79-69.....	MP
1983-84	STAN	68-65.....	MP
	WSU.....	65-61.....	F
1984-85	WSU.....	71-59.....	F
	WSU.....	78-68.....	MP
1985-86	STAN	84-67.....	MP
	WSU.....	69-66.....	F
1986-87	STAN	93-76.....	MP
	WSU.....	74-64.....	F
1987-88	WSU.....	70-68 (OT).....	MP
	STAN	51-50.....	F
1988-89	STAN	85-43.....	F
	STAN	65-63.....	MP
1989-90	STAN	69-49.....	F
	STAN	68-54.....	MP
1990-91	STAN	94-63.....	MP
	WSU.....	74-68.....	F
1991-92	WSU.....	67-59.....	F
	STAN	85-70.....	MP
1992-93	WSU.....	64-59.....	MP
	WSU.....	87-54.....	F
1993-94	STAN	75-64.....	MP
	WSU.....	77-71.....	F
1994-95	WSU.....	77-63.....	F
	STAN	79-72.....	MP
1995-96	WSU.....	68-59.....	MP

PAC-12 TEAM VS. TEAM RESULTS



STAN	...	78-67	F
1996-97	STAN	...	81-61 MP
	STAN	...	76-63 F
1997-98	STAN	...	82-72 F
	STAN	...	72-56 MP
1998-99	STAN	...	94-45 MP
	STAN	...	64-48 F
1999-00	STAN	...	63-38 MP
	STAN	...	89-52 F
2000-01	STAN	...	72-61 F
	STAN	...	75-64 MP
2001-02	STAN	...	83-50 MP
	STAN	...	76-63 F
2002-03	STAN	...	73-68 (OT) F
	STAN	...	72-54 MP
2003-04	STAN	...	73-51 MP
	STAN	...	63-61 F
	STAN	...	68-47 Stp (1)
2004-05	WSU	...	60-51 F
	WSU	...	59-48 MP
	STAN	...	60-58 Stp (1)
2005-06	STAN	...	69-59 MP
	STAN	...	39-37 F
2006-07	STAN	...	71-68 MP
	WSU	...	58-45 F
2007-08	STAN	...	67-65 (OT) F
	STAN	...	60-53 MP
	STAN	...	75-64 Stp (1)
2008-09	WSU	...	55-54 F
	STAN	...	65-54 MP
2009-10	WSU	...	77-73 F
	STAN	...	60-58 MP
2010-11	WSU	...	61-58 MP
	STAN	...	75-62 F
2011-12	WSU	...	81-69 F

UCLA vs. USC

UCLA leads all-time series, 132-104
 Longest Win Streak (Since 1978-79):
 UCLA: 10, 1995-1999
 USC: 4, 2003-2004; 2009-2011

First meeting:

1927-28 USC..... 45-35..... USC

1978-79	UCLA	...	89-86 SA
	UCLA	...	102-94 (OT) PP
1979-80	USC	...	82-74 SA
	UCLA	...	91-64 PP
1980-81	USC	...	68-66 PP
	UCLA	...	76-62 SA
1981-82	USC	...	86-71 SA
	UCLA	...	69-66 PP
1982-83	UCLA	...	77-60 PP
	UCLA	...	71-64 SA
1983-84	UCLA	...	75-69 (OT) PP
	USC	...	80-72 SA
1984-85	USC	...	78-77 (2OT) SA
	USC	...	80-78 (4OT) PP
1985-86	UCLA	...	66-56 PP
	USC	...	79-64 SA
1986-87	UCLA	...	77-65 SA
	UCLA	...	82-76 PP
1987-88	UCLA	...	81-65 PP
	UCLA	...	85-70 SA
1988-89	UCLA	...	67-66 SA
	UCLA	...	68-65 PP
1989-90	UCLA	...	89-72 PP
	USC	...	76-75 SA
1990-91	UCLA	...	98-81 PP
	USC	...	76-74 SA
1991-92	USC	...	86-82 PP
	USC	...	83-79 SA
1992-93	UCLA	...	90-80 SA
	USC	...	72-62 PP
1993-94	UCLA	...	101-72 PP

USC	...	85-79 SA	
1994-95	UCLA	...	73-69 SA
	UCLA	...	100-93 PP
1995-96	UCLA	...	99-72 PP
	UCLA	...	61-59 SA
1996-97	UCLA	...	96-87 SA
	UCLA	...	82-60 PP
1997-98	UCLA	...	101-84 PP
	UCLA	...	82-75 (OT) SA
1998-99	UCLA	...	98-80 SA
	UCLA	...	68-63 PP
1999-00	USC	...	79-71 SA
	UCLA	...	83-78 PP
2000-01	UCLA	...	80-75 PP
	UCLA	...	85-76 SA
2001-02	USC	...	81-77 For
	UCLA	...	67-65 PP
2002-03	USC	...	80-75 PP
	USC	...	86-85 SA
2003-04	USC	...	76-69 PP
	USC	...	78-77 (OT) SA
2004-05	UCLA	...	72-69 SA
	UCLA	...	90-69 PP
2005-06	UCLA	...	66-45 PP
	USC	...	71-68 SA
2006-07	UCLA	...	65-64 GC
	UCLA	...	70-65 PP
2007-08	USC	...	72-63 PP
	UCLA	...	56-46 GC
	UCLA	...	57-54 Stp (1)
2008-09	UCLA	...	64-60 GC
	UCLA	...	76-60 PP
	USC	...	65-55 Stp (1)
2009-10	USC	...	67-46 PP
	USC	...	68-64 GC
2010-11	USC	...	63-52 GC
	UCLA	...	64-50 PP
2011-12	UCLA	...	66-47 GC
	UCLA	...	64-54 SA
	UCLA	...	55-40 Stp (1)

* - USC home game

** - UCLA home game

UCLA vs. UTAH

UCLA leads all-time series, 5-4

Longest Win Streak:

UCLA: 2, 1929

UTAH: 2, 1929-61

First meeting:

1928 UCLA... 38-32..... UF

2011-12 UCLA... 76-49..... SA

UCLA vs. WASH

UCLA leads all-time series, 90-42

Longest Win Streak (Since 1978-79):

UCLA: 10, 1987-1990; 1993-1998

WASH: 3, 2005-2006; 2010-current

First meeting:

1936-37 WASH ... 52-51..... HE

1978-79	UCLA	...	86-61 PP
	WASH	...	69-68 HE
1979-80	UCLA	...	76-59 HE
	WASH	...	72-70 PP
1980-81	UCLA	...	96-74 PP
	UCLA	...	91-72 HE
1981-82	WASH	...	56-50 HE
	UCLA	...	68-67 PP
1982-83	UCLA	...	84-65 PP
	UCLA	...	90-66 HE
1983-84	WASH	...	89-81 (3OT) HE
	UCLA	...	73-59 PP
1984-85	UCLA	...	63-51 PP
	WASH	...	67-61 HE

1985-86	WASH	...	90-65 HE
	UCLA	...	94-89 (OT) PP
1986-87	WASH	...	90-80 HE
	WASH	...	95-87 PP
	UCLA	...	76-64 PP (1)
1987-88	UCLA	...	78-71 PP
	UCLA	...	97-87 HE
1988-89	UCLA	...	93-74 HE
	UCLA	...	101-78 PP
	UCLA	...	64-54 For (1)
1989-90	UCLA	...	58-56 HE
	UCLA	...	74-61 PP
1990-91	WASH	...	86-68 HE
	UCLA	...	73-60 PP
1991-92	UCLA	...	74-61 PP
	UCLA	...	80-79 HE
1992-93	WASH	...	81-67 HE
	UCLA	...	83-64 PP
1993-94	UCLA	...	82-62 HE
	UCLA	...	79-76 PP
1994-95	UCLA	...	91-78 PP
	UCLA	...	74-66 HE
1995-96	UCLA	...	91-88 (OT) PP
	UCLA	...	78-70 HE
1996-97	UCLA	...	79-70 PP
	UCLA	...	87-85 HE
1997-98	UCLA	...	105-94 PP
	WASH	...	95-94 HE
1998-99	WASH	...	93-83 HE
	UCLA	...	79-62 PP
1999-00	WASH	...	63-62 KA
	UCLA	...	90-64 PP
2000-01	UCLA	...	86-64 PP
	WASH	...	96-94 BAHE
2001-02	UCLA	...	85-79 BAHE
	UCLA	...	74-62 PP
2002-03	UCLA	...	77-67 BAHE
	UCLA	...	83-72 PP
2003-04	UCLA	...	86-84 (OT) BAHE
	UCLA	...	80-75 PP
	WASH	...	91-83 Stp (1)
2004-05	UCLA	...	95-86 PP
	WASH	...	82-70 BAHE
2005-06	WASH	...	69-65 PP
	WASH	...	70-67 BAHE
2006-07	UCLA	...	96-74 PP
	WASH	...	61-51 BAHE
2007-08	UCLA	...	69-55 PP
	WASH	...	71-61 BAHE
2008-09	WASH	...	86-75 BAHE
	UCLA	...	85-76 PP
2009-10	UCLA	...	62-61 PP
	WASH	...	97-68 BAHE
2010-11	WASH	...	74-63 PP
	WASH	...	70-63 AAA
2011-12	WASH	...	71-69 AAA
	UCLA	...	75-69 SA

UCLA vs. WSU

UCLA leads all-time series, 101-14

Longest Win Streak (Since 1978-79):

UCLA: 22, 1993-2004

WSU: 1, eight times

First meeting:

1936-37 #WSU ... 33-23..... B

1978-79	UCLA	...	89-71 PP
	UCLA	...	110-102 (3OT) F
1979-80	WSU	...	80-64 F
	UCLA	...	80-66 PP
1980-81	UCLA	...	87-61 PP
	UCLA	...	59-50 F
1981-82	WSU	...	57-51 (3OT) F
	UCLA	...	57-54 PP
1982-83	UCLA	...	89-87 (OT) PP

WSU	...	70-68 F	
1983-84	UCLA	...	73-59 F
	UCLA	...	83-64 PP
1984-85	UCLA	...	75-48 PP
	WSU	...	66-58 (OT) F
1985-86	UCLA	...	81-80 (2OT) F
	UCLA	...	88-81 PP
1986-87	WSU	...	81-73 F
	UCLA	...	61-60 PP
1987-88	UCLA	...	88-63 PP
	UCLA	...	62-55 F
	WSU	...	73-71 McK (1)
1988-89	UCLA	...	64-63 F
	UCLA	...	86-55 PP
1989-90	UCLA	...	68-64 F
	UCLA	...	74-61 PP
1990-91	UCLA	...	99-91 F
	UCLA	...	88-64 PP
1991-92	UCLA	...	82-61 PP
	UCLA	...	89-85 F
1992-93	WSU	...	67-56 F
	UCLA	...	71-70 PP
1993-94	UCLA	...	81-79 F
	UCLA	...	76-66 PP
1994-95	UCLA	...	91-78 PP
	UCLA	...	98-83 F
1995-96	UCLA	...	82-71 PP
	UCLA	...	78-73 (OT) F
1996-97	UCLA	...	84-56 PP
	UCLA	...	87-86 F
1997-98	UCLA	...	88-68 PP
	UCLA	...	78-75 F
1998-99	UCLA	...	69-66 F
	UCLA	...	100-61 PP
1999-00	UCLA	...	86-64 F
	UCLA	...	90-64 PP
2000-01	UCLA	...	75-57 PP
	UCLA	...	86-76 F
2001-02	UCLA	...	79-74 F
	UCLA	...	81-69 PP
2002-03	UCLA	...	98-83 F
	UCLA	...	86-71 PP
2003-04	UCLA	...	48-45 F
	WSU	...	55-48 PP
2004-05	UCLA	...	80-77 (2OT) PP
	UCLA	...	58-56 (OT) F
2005-06	UCLA	...	63-61 PP
	UCLA	...	50-30 F
2006-07	UCLA	...	55-52 PP
	UCLA	...	53-45 F
2007-08	UCLA	...	81-74 PP
	UCLA	...	67-59 F
2008-09	UCLA	...	61-59 F
	WSU	...	82-81 PP
	UCLA	...	64-53 Stp (1)
2009-10	UCLA	...	74-62 PP
	UCLA	...	71-51 F
2010-11	UCLA	...	80-71 PP
	UCLA	...	58-54 (OT) F
2011-12	UCLA	...	63-60 F
	UCLA	...	7846 SA

USC vs. UTAH

USC leads all-time series, 16-14

Longest Win Streak:

USC vs. WASH

All-time series tied, 68-68
Longest Win Streak:
USC: 7, 1999-2002
WASH: 5, 2004-2006

First meeting:

1924-25 WASH ... 40-23.....HE

1978-79 USC 69-59.....SA

USC 61-59.....HE

1979-80 WASH ... 80-72.....HE

USC 77-68.....SA

1980-81 WASH ... 63-61 (OT).....SA

USC 90-81.....HE

1981-82 WASH ... 73-72 (OT).....HE

USC 76-70.....SA

1982-83 USC 73-60.....SA

WASH ... 82-73.....HE

1983-84 WASH ... 79-47.....HE

WASH ... 71-66.....SA

1984-85 WASH ... 66-50.....CSDH

USC 61-50.....HE

1985-86 WASH ... 91-75.....HE

WASH ... 70-64.....SA

1986-87 WASH ... 95-82.....HE

WASH ... 51-45.....SA

1987-88 USC 67-65.....SA

WASH ... 71-41.....HE

1988-89 WASH ... 84-75.....HE

WASH ... 74-68.....SA

1989-90 WASH ... 65-60.....HE

USC 73-65.....SA

1990-91 WASH ... 82-65.....HE

USC 75-51.....SA

1991-92 USC 59-56.....SA

USC 82-68.....HE

1992-93 WASH ... 46-41.....HE

USC 56-55.....SA

1993-94 USC 53-46.....HE

WASH ... 50-49.....SA

1994-95 USC 85-76.....SA

WASH ... 83-73.....HE

1995-96 WASH ... 69-62.....SA

USC 94-72.....HE

1996-97 USC 77-58.....SA

WASH ... 94-84.....HE

1997-98 WASH ... 101-86.....SA

WASH ... 91-66.....HE

1998-99 WASH ... 85-83.....HE

USC 70-57.....SA

1999-00 USC 81-79 (OT).....KA

USC 90-71.....SA

2000-01 USC 87-61.....SA

USC 85-56.....BAHE

2001-02 USC 87-65.....BAHE

USC 94-74.....For

2002-03 WASH ... 76-72.....BAHE

WASH ... 95-89.....SA

2003-04 USC 88-80.....BAHE

WASH ... 93-82.....SA

2004-05 WASH ... 84-59.....SA

WASH ... 99-69.....BAHE

2005-06 WASH ... 86-77.....SA

WASH ... 87-73.....BAHE

2006-07 USC 86-79 (2OT).....GC

WASH ... 85-70.....BAHE

2007-08 USC 66-51.....GC

USC 73-59.....BAHE

2008-09 WASH ... 78-73.....BAHE

WASH ... 60-51.....GC

2009-10 USC 87-61.....GC

USC 67-64.....BAHE

2010-11 WASH ... 73-67 (OT).....GC

USC 62-60.....AAA

2011-12 WASH ... 69-41.....AAA

WASH ... 80-58.....GC

USC vs. WSU

USC leads all-time series, 67-46

Longest Win Streak:

USC: 9, 1999-2003

WSU: 4, 2004-05

First meeting:

1948-49 WSU 55-52.....SF

1978-79 USC 67-61.....SA

USC 71-69.....F

1979-80 WSU 77-57.....F

WSU 69-67.....SA

1980-81 USC 57-43.....SA

USC 60-59.....F

1981-82 USC 57-56 (OT).....F

USC 61-56.....SA

1982-83 USC 56-49.....SA

WSU 83-80.....F

1983-84 USC 68-61.....F

USC 57-56.....For

1984-85 USC 69-62.....CSDH

USC 64-58.....F

1985-86 WSU 65-58.....F

WSU 77-75 (OT).....SA

1986-87 WSU 70-60.....F

USC 66-37.....SA

1987-88 USC 65-60.....SA

WSU 67-57.....F

1988-89 WSU 72-65.....F

USC 78-63.....SA

1989-90 WSU 68-67.....F

USC 91-75.....SA

USC 85-68.....UAC (1)

1990-91 USC 80-62.....F

USC 74-57.....SA

1991-92 USC 75-62.....SA

WSU 82-68.....F

1992-93 WSU 73-51.....F

USC 81-65.....SA

1993-94 WSU 89-59.....F

WSU 70-64.....SA

1994-95 USC 85-76.....SA

WSU 84-64.....F

1995-96 WSU 69-62.....SA

USC 82-81.....F

1996-97 USC 106-73.....SA

USC 92-85.....F

1997-98 USC 75-69 (OT).....SA

WSU 78-71.....F

1998-99 WSU 95-86.....F

USC 83-62.....SA

1999-00 USC 83-61.....F

USC 82-63.....SA

2000-01 USC 82-59.....SA

USC 78-63.....F

2001-02 USC 78-63.....F

USC 85-64.....For

2002-03 USC 97-90.....F

USC 86-68.....SA

2003-04 WSU 76-61.....F

WSU 60-51.....SA

2004-05 WSU 69-52.....SA

WSU 61-53.....F

2005-06 USC 71-66.....SA

WSU 60-47.....F

2006-07 WSU 58-55.....GC

WSU 88-86 (2OT).....F

2007-08 USC 70-61.....Stp (1)

USC 73-58.....GC

2008-09 WSU 74-50.....F

USC 46-44.....F

2009-10 USC 61-51.....GC

WSU 67-60.....GC

WSU 51-47.....F

2010-11 USC 60-56.....GC

WSU 85-77.....F

2011-12 WSU 60-53.....F

WSU 43-38.....GC

UTAH vs. WASH

WASH lead all-time series, 7-5

Longest Win Streak:

WASH: 3, 1951-52

UTAH: 3, 1968-89

First meeting:

1950-51 UTAH ... 62-61.....UF

2011-12 WASH ... 57-53.....JMHC

UTAH vs. WSU

UTAH lead all-time series, 14-2

Longest Win Streak:

UTAH: 11, 1952-2000

WSU: 1, twice: 1946, 2005

First meeting:

1938 UTAH ... 45-44.....Pull

2011-12 UTAH ... 62-60 (OT).....JMHC

WASH vs. WSU

WASH lead all-time series, 174-100

Longest Win Streak (Since 1978-79):

WASH: 8, 1983-1987

WSU: 7, 2006-2008

First meeting:

1909-10 WASH ... 13-9.....Pull

1978-79 #WSU ... 60-47.....MC

WASH ... 57-56.....F

WSU 65-56.....HE

1979-80 WSU 72-68.....HE

WASH ... 64-63.....F

1980-81 WASH ... 81-70.....F

WASH ... 70-64.....HE

1981-82 WASH ... 75-60.....HE

WSU 62-42.....F

1982-83 WSU 72-70 (2OT).....F

WASH ... 76-75.....HE

1983-84 WASH ... 58-48.....HE

WASH ... 67-51.....F

1984-85 WASH ... 73-56.....F

WASH ... 68-55.....HE

1985-86 WASH ... 72-63.....HE

WASH ... 79-70.....F

1986-87 WASH ... 79-65.....HE

WSU 86-80.....F

1987-88 WSU 70-63.....HE

WSU 61-52.....F

1988-89 WASH ... 69-63.....F

WASH ... 76-70.....HE

1989-90 WASH ... 80-79.....HE

WASH ... 59-56.....F

1990-91 WASH ... 50-48.....F

WSU 80-76.....HE

1991-92 WASH ... 78-73 (OT).....HE

WSU 75-57.....F

1992-93 WASH ... 59-56.....F

WSU 72-57.....HE

1993-94 WSU 67-46.....HE

WSU 75-51.....F

1994-95 WSU 74-73.....F

WASH ... 78-72.....HE

1995-96 WASH ... 85-71.....HE

WSU 76-66.....F

1996-97 WASH ... 74-72.....F

WASH ... 91-70.....HE

1997-98 WASH ... 82-76.....HE

WASH ... 70-51.....F

1998-99 WSU 72-71.....SP

WASH ... 76-59.....HE

1999-00 WASH ... 74-68 (OT).....KA

WASH ... 64-60.....F

2000-01 WASH ... 78-72.....BAHE

WSU 79-61.....F

2001-02 WSU 81-79.....F

WASH ... 82-75.....BAHE

2002-03 WASH ... 81-67.....BAHE

WSU 98-76.....F

2003-04 WASH ... 75-62.....F

WASH ... 71-67.....BAHE

2004-05 WASH ... 66-48.....BAHE

WASH ... 68-55.....F

2005-06 WSU 78-71.....BAHE

WSU 77-64.....F

2006-07 WSU 75-47.....F

WSU 65-61.....BAHE

WSU 74-64.....Stp (1)

2007-08 WSU 56-52.....BAHE

WSU 76-73 (OT).....F

2008-09 WASH ... 68-48.....F

WASH ... 67-60.....BAHE

2009-10 WASH ... 92-64.....BAHE

WASH ... 59-52.....F

2010-11 WSU 87-80.....F

WSU 80-69.....AAA

ASSOCIATED PRESS (AP) – 1949 - present – Writers poll – Prior to NCAA Tournament
 UNITED PRESS INTERNATIONAL (UPI) – 1951-1996 – Coaches poll – Following NCAA Tournament
 USA TODAY – 1983 - present – Coaches poll – Following NCAA Tournament
 No. 1 and Pac-12 teams only. Number in parenthesis is depth of poll. Complete rankings can be found in the NCAA Records Book.

<p>1948-49 AP (10) 1. Kentucky 12. UTAH</p> <p>1949-50 AP (20) 1. Bradley 7. UCLA 15. ARIZONA* 18. WASHINGTON ST.</p> <p>1950-51 AP (20) 1. Kentucky 12. ARIZONA* 19. USC</p> <p>UPI (20) 1. Kentucky 12. ARIZONA* 13. WASHINGTON 16. UCLA</p> <p>1951-52 AP (20) 1. Kentucky 6. WASHINGTON 19. UCLA</p> <p>UPI (20) 1. Kentucky 5. WASHINGTON T20. UCLA</p> <p>1952-53 AP (20) 1. Indiana 4. WASHINGTON</p> <p>UPI (20) 1. Indiana 3. WASHINGTON 12. CALIFORNIA</p> <p>1953-54 AP (20) 1. Kentucky 11. USC</p> <p>UPI (20) 1. Indiana T14. USC 16. OREGON STATE</p> <p>1954-55 AP (20) 1. San Francisco 7. UTAH* 10. OREGON STATE 13. UCLA 15. COLORADO*</p> <p>UPI (20) 1. San Francisco 8. OREGON STATE 11. COLORADO* 12. UCLA</p> <p>1955-56 AP (20) 1. San Francisco 8. UCLA 20. UTAH*</p> <p>UPI (20) 1. San Francisco 9. UCLA</p> <p>1956-57 AP (20) 1. North Carolina 13. CALIFORNIA 14. UCLA</p> <p>UPI (20) 1. North Carolina 6. CALIFORNIA T9. UCLA</p>	<p>1957-58 AP (20) 1. West Virginia</p> <p>UPI (20) 1. West Virginia T16. OREGON STATE</p> <p>1958-59 AP (20) 1. Kansas State 11. CALIFORNIA 18. UTAH*</p> <p>UPI (20) 1. Kansas State 9. CALIFORNIA</p> <p>1959-60 AP (20) 1. Cincinnati 2. CALIFORNIA 6. UTAH*</p> <p>UPI (20) 1. CALIFORNIA</p> <p>1960-61 AP (20) 1. Ohio State 7. USC 11. UTAH*</p> <p>UPI (20) 1. Ohio State 5. USC</p> <p>1961-62 AP (20) 1. Ohio State 7. UTAH* 9. COLORADO* 14. OREGON STATE 16. ARIZONA STATE* 19. UCLA</p> <p>UPI (20) 1. Ohio State 8. COLORADO* 11. OREGON STATE 15. ARIZONA STATE* 17. UCLA</p> <p>1962-63 AP (10) 1. Cincinnati 4. ARIZONA STATE* 10. COLORADO*</p> <p>UPI (20) 1. Cincinnati 3. ARIZONA STATE* 9. COLORADO* 10. STANFORD 14. OREGON STATE 15. UCLA</p> <p>1963-64 AP (10) 1. UCLA 6. OREGON STATE</p> <p>UPI (20) 1. UCLA 5. OREGON STATE 19. ARIZONA STATE*</p> <p>1964-65 AP (10) 1. Michigan 2. UCLA</p> <p>UPI (20) 1. Michigan 2. UCLA</p>	<p>1965-66 AP (10) 1. Kentucky</p> <p>UPI (20) 1. Kentucky 15. OREGON STATE</p> <p>1966-67 AP (10) 1. UCLA</p> <p>UPI (20) 1. UCLA</p> <p>1967-68 AP (10) 1. Houston 2. UCLA</p> <p>UPI (20) 1. Houston 2. UCLA</p> <p>1968-69 AP (20) 1. UCLA 18. COLORADO*</p> <p>UPI (20) 1. UCLA T14. COLORADO*</p> <p>1969-70 AP (20) 1. Kentucky 2. UCLA 20. USC</p> <p>UPI (20) 1. Kentucky 2. UCLA</p> <p>1970-71 AP (20) 1. UCLA 5. USC</p> <p>UPI (20) 1. UCLA 5. USC</p> <p>1971-72 AP (20) 1. UCLA</p> <p>UPI (20) 1. UCLA</p> <p>1972-73 AP (20) 1. UCLA 16. ARIZONA STATE*</p> <p>UPI (20) 1. UCLA 13. ARIZONA STATE*</p> <p>1973-74 AP (20) 1. North Carolina State 2. UCLA 15. UTAH* 17. USC</p> <p>UPI (20) 1. North Carolina State 2. UCLA 3. USC</p>	<p>1974-75 AP (20) 1. UCLA 8. ARIZONA STATE* 18. OREGON STATE</p> <p>UPI (20) 1. Indiana 2. UCLA 7. ARIZONA STATE* 12. USC 17. ARIZONA*</p> <p>1975-76 AP (20) 1. Indiana 5. UCLA 15. ARIZONA</p> <p>UPI (20) 1. Indiana 5. UCLA 10. WASHINGTON 12. ARIZONA*</p> <p>1976-77 AP (20) 1. Michigan 2. UCLA 14. UTAH*</p> <p>UPI (20) 1. Michigan 4. UCLA</p> <p>1977-78 AP (20) 1. Kentucky 2. UCLA 14. UTAH*</p> <p>UPI (20) 1. Kentucky 2. UCLA</p> <p>1978-79 AP (20) 1. Indiana State 2. UCLA</p> <p>UPI (20) 1. Indiana State 2. UCLA</p> <p>1979-80 AP (20) 1. DePaul 5. OREGON STATE 18. ARIZONA STATE</p> <p>UPI (20) 1. DePaul 2. OREGON STATE 19. ARIZONA STATE</p> <p>1980-81 AP (20) 1. DePaul 2. OREGON STATE 3. ARIZONA STATE 10. UCLA 14. UTAH*</p> <p>UPI (20) 1. DePaul 2. OREGON STATE 5. ARIZONA STATE 11. UCLA</p> <p>1981-82 AP (20) 1. North Carolina 4. OREGON STATE 19. UCLA</p> <p>UPI (20) 1. North Carolina 4. OREGON STATE</p>	<p>1982-83 AP (20) 1. Houston 7. UCLA</p> <p>UPI (20) 1. Houston 7. UCLA</p> <p>USA TODAY/CNN (25) 1. North Carolina St. 24. WASHINGTON ST.</p> <p>1983-84 AP (20) 1. North Carolina 15. WASHINGTON 17. OREGON STATE</p> <p>UPI (20) 1. North Carolina 15. WASHINGTON 20. OREGON STATE</p> <p>USA TODAY/CNN (25) 1. Georgetown 15. WASHINGTON</p> <p>1984-85 AP (20) 1. Georgetown</p> <p>UPI (20) 1. Georgetown</p> <p>USA TODAY/CNN (25) 1. Villanova 23. UCLA</p> <p>1985-86 AP (20) 1. Duke</p> <p>UPI (20) 1. Duke</p> <p>USA TODAY/CNN (25) 1. Louisville</p> <p>1986-87 AP (20) 1. Nevada-Las Vegas 15. UCLA</p> <p>UPI (20) 1. Nevada-Las Vegas 13. UCLA</p> <p>USA TODAY/CNN (25) 1. Indiana 21. UCLA</p> <p>1987-88 AP (20) 1. Temple 2. ARIZONA</p> <p>UPI (20) 1. Temple 2. ARIZONA</p> <p>USA TODAY/CNN (25) 1. Kansas 3. ARIZONA</p> <p>1988-89 AP (20) 1. ARIZONA 13. STANFORD</p> <p>UPI (20) 1. ARIZONA 12. STANFORD</p> <p>USA TODAY/CNN (25) 1. Michigan 7. ARIZONA 21. STANFORD 25. UCLA</p>	<p>1989-90 AP (25) 1. Oklahoma 15. ARIZONA 22. OREGON STATE</p> <p>UPI (20) 1. Oklahoma 16. ARIZONA</p> <p>USA TODAY/CNN 1. Nevada-Las Vegas 21. ARIZONA 23. UCLA</p> <p>1990-91 AP (25) 1. Nevada-Las Vegas 8. ARIZONA 16. UCLA</p> <p>UPI (25) 1. Nevada-Las Vegas 7. ARIZONA 14. UCLA</p> <p>USA TODAY/CNN (25) 1. Duke 10. ARIZONA 25. UCLA</p> <p>1991-92 AP (25) 1. Duke 4. UCLA 8. USC 10. ARIZONA</p> <p>UPI (25) 1. Duke 3. UCLA 5. ARIZONA 7. USC</p> <p>USA TODAY/CNN (25) 1. Duke 8. UCLA 11. USC 16. ARIZONA</p> <p>1992-93 AP (25) 1. Indiana 5. ARIZONA 19. UTAH*</p> <p>UPI (25) 1. Indiana 5. ARIZONA</p> <p>USA TODAY/CNN (25) 1. North Carolina 12. ARIZONA 17. CALIFORNIA 24. UCLA</p> <p>1993-94 AP (25) 1. Arkansas 9. ARIZONA 16. CALIFORNIA 17. UCLA</p> <p>UPI (25) 1. Arkansas 9. ARIZONA 16. CALIFORNIA 17. UCLA</p> <p>USA TODAY/CNN (25) 1. Arkansas 3. ARIZONA 22. UCLA</p>	<p>1994-95 AP (25) 1. UCLA 15. ARIZONA 16. ARIZONA STATE 19. UTAH*</p> <p>UPI (25) 1. UCLA 13. ARIZONA 15. ARIZONA STATE 24. OREGON 25. STANFORD</p> <p>USA TODAY/CNN (25) 1. UCLA 13. ARIZONA STATE 25. ARIZONA</p> <p>1995-96 AP (25) 1. Massachusetts 11. ARIZONA 12. UTAH* 14. UCLA</p> <p>UPI (25) 1. Massachusetts 11. ARIZONA 13. UCLA</p> <p>USA TODAY/CNN (25) 1. Kentucky 11. ARIZONA 19. UCLA</p> <p>1996-97 AP (25) 1. Kansas 2. UTAH* 7. UCLA 15. ARIZONA 21. STANFORD 24. COLORADO</p> <p>UPI (25) 1. Kansas 2. UTAH* 7. UCLA 15. ARIZONA 21. STANFORD 24. COLORADO</p> <p>USA TODAY/CNN (25) 1. ARIZONA 7. UCLA 12. STANFORD 18. CALIFORNIA</p> <p>1997-98 AP (25) 1. North Carolina 7. UTAH* 4. ARIZONA 10. STANFORD 19. UCLA</p> <p>UPI (25) 1. North Carolina 7. UTAH* 4. ARIZONA 10. STANFORD 19. UCLA</p> <p>USA TODAY/ESPN (25) 1. Kentucky 4. STANFORD 6. ARIZONA 12. UCLA 24. WASHINGTON</p> <p>1998-99 AP (25) 1. Duke 6. UTAH* 7. STANFORD 12. ARIZONA 15. UCLA</p> <p>UPI (25) 1. Duke 6. UTAH* 7. STANFORD 12. ARIZONA 15. UCLA</p> <p>USA TODAY/ESPN (25) 1. Connecticut 2. STANFORD 16. ARIZONA 21. UCLA</p>
---	---	--	---	---	--	--

1999-00

- AP (25)
 1. Duke
 3. STANFORD
 4. ARIZONA
- USA TODAY/ESPN (25)
 1. Michigan State
 5. STANFORD
 8. ARIZONA
 23. UCLA

2000-01

- AP (25)
 1. Duke
 2. STANFORD
 5. ARIZONA
 15. UCLA
- USA TODAY/ESPN (25)
 1. Duke
 2. ARIZONA
 5. STANFORD
 12. UCLA
 14. USC

2001-02

- AP (25)
 1. Duke
 7. ARIZONA
 11. OREGON
 18. USC
 24. STANFORD
- USA TODAY/ESPN (25)
 1. Maryland
 6. OREGON
 10. ARIZONA
 20. UCLA

2002-03

- AP (25)
 1. Kentucky
 2. ARIZONA
 18. STANFORD
- USA TODAY/ESPN (25)
 1. Syracuse
 5. ARIZONA
 20. STANFORD

2003-04

- AP (25)
 1. STANFORD
 22. ARIZONA
- USA TODAY/ESPN (25)
 1. Connecticut
 6. STANFORD

2004-05

- AP (25)
 1. Illinois
 8. WASHINGTON
 9. ARIZONA
 18. UTAH*
- USA TODAY/ESPN (25)
 1. North Carolina
 6. ARIZONA
 9. WASHINGTON

2005-06

- AP (25)
 1. Duke
 17. UCLA
 17. WASHINGTON
- USA TODAY/ESPN (25)
 1. Florida
 2. UCLA
 12. WASHINGTON

2006-07

- AP (25)
 1. Ohio State
 7. UCLA
 10. OREGON
 13. WASHINGTON ST.
 23. USC
- USA TODAY/ESPN (25)
 1. Florida
 3. UCLA
 8. OREGON
 15. USC
 17. WASHINGTON ST.

2007-08

- AP (25)
 1. North Carolina
 3. UCLA
 10. STANFORD
 21. WASHINGTON ST.
- USA TODAY/ESPN (25)
 1. Kansas
 4. UCLA
 11. STANFORD
 15. WASHINGTON ST.

2008-09

- AP (25)
 1. Louisville
 15. WASHINGTON
 18. UCLA
 19. ARIZONA STATE
 25. UTAH*
- USA TODAY/ESPN (25)
 1. North Carolina
 16. WASHINGTON
 18. UCLA
 19. ARIZONA STATE
 24. ARIZONA

2009-10

- AP (25)
 1. Kansas
- USA TODAY/ESPN (25)
 1. Duke
 21. WASHINGTON

2010-11

- AP (25)
 1. Ohio State
 17. ARIZONA
 23. WASHINGTON
- USA TODAY/ESPN (25)
 1. Connecticut
 9. ARIZONA
 23. WASHINGTON

2011-12

- AP (25)
 1. Kentucky
- USA TODAY/ESPN (25)
 1. Kentucky

* Not a league member at the time of the ranking.

FINAL NO. 1 RANKINGS

AP

Kentucky	9
UCLA	8
Duke.....	6
North Carolina.....	5
Ohio State.....	4
Indiana.....	3
Cincinnati.....	2
DePaul.....	2
Houston.....	2
Kansas.....	2
Michigan.....	2
San Francisco.....	2
Nevada-Las Vegas.....	2
ARIZONA.....	1
Arkansas.....	1
Bradley.....	1
Georgetown.....	1
Indiana State.....	1
Kansas State.....	1
Louisville.....	1
Massachusetts.....	1
North Carolina State.....	1
Oklahoma.....	1
STANFORD.....	1
Temple.....	1
West Virginia.....	1

UPI

UCLA	7
Indiana.....	5
Kentucky.....	5
North Carolina.....	3
DePaul.....	2
Duke.....	2
Houston.....	2
Michigan.....	2
Ohio State.....	2
San Francisco.....	2
Nevada-Las Vegas.....	2
ARIZONA.....	1
Arkansas.....	1
CALIFORNIA.....	1
Cincinnati.....	1
Georgetown.....	1
Indiana State.....	1
Kansas State.....	1
North Carolina State.....	1
Oklahoma.....	1
Temple.....	1
West Virginia.....	1

USA TODAY/ESPN

Duke.....	5
Kentucky.....	3
Kansas.....	2
Florida.....	2
North Carolina.....	2
ARIZONA.....	1
UCLA	1
Arkansas.....	1
Connecticut.....	1
Georgetown.....	1
Indiana.....	1
Louisville.....	1
Michigan.....	1
Michigan State.....	1
Nevada-Las Vegas.....	1
North Carolina State.....	1
Syracuse.....	1
Villanova.....	1

PAC-12 TEAMS IN THE FINAL RANKINGS

AP

UCLA.....	35
UTAH.....	20
ARIZONA.....	19
USC.....	10
STANFORD.....	9
OREGON STATE.....	8
ARIZONA STATE.....	8
WASHINGTON.....	7
COLORADO.....	5
CALIFORNIA.....	4
WASHINGTON STATE.....	3
OREGON.....	2

UPI

UCLA.....	29
OREGON STATE.....	10
ARIZONA.....	10
ARIZONA STATE.....	9
USC.....	6
WASHINGTON.....	5
CALIFORNIA.....	4
COLORADO.....	4
STANFORD.....	3
OREGON.....	1
WASHINGTON STATE.....	0

USA TODAY

UCLA.....	18
ARIZONA.....	17
STANFORD.....	8
WASHINGTON.....	7
USC.....	3
WASHINGTON STATE.....	3
ARIZONA STATE.....	2
CALIFORNIA.....	2
OREGON.....	2
OREGON STATE.....	0

1949-50

#18 WSU 58, @ #7 UCLA 60
#18 WSU 49, @ #7 UCLA 52

1950-51

Mar. 2, 1951
#18 USC 53, @ #17 UCLA 59
Mar. 3, 1951
#18 USC 43, @ #17 UCLA 41
Mar. 5, 1951
#18 USC 41, @ #17 UCLA 49

1951-52

Dec. 7, 1951
#13 UCLA 52, @ #3 WASH 60
Dec. 8, 1951
#13 UCLA 61, @ #3 WASH 76
Mar. 7, 1952
#6 WASH 53, @ #19 UCLA 65
Mar. 8, 1952
#6 WASH 53, @ #19 UCLA 50
Mar. 10, 1952
#6 WASH 50, @ #19 UCLA 60

1952-53

Dec. 12, 1952
#4 WASH 53, @ #7 UCLA 49
Dec. 13, 1952
#4 WASH 47, @ #7 UCLA 54
Dec. 19, 1952
#18 CAL 50, @ #9 WASH 60
Dec. 20, 1952
#18 CAL 88, @ #9 WASH 99
Jan. 9, 1953
#18 Idaho 64, @ #6 WASH 76
Jan. 10, 1953
#18 Idaho 58, @ #6 WASH 82

1954-55

Mar. 4, 1955
#9 UCLA 75, @ #14 OSU 82
Mar. 5, 1955
#9 UCLA 64, @ #14 OSU 83

1957-58

Jan. 3, 1958
#19 CAL 43, @ #18 OSU 55

1969-70

Dec. 12, 1969
#10 WASH 90, #12 USC 86
(Portland, Ore. - non-league game)

1970-71

Feb. 6, 1971
#3 UCLA 64, @ #2 USC 60
Mar. 13, 1971
#3 USC 62, @ #1 UCLA 73

1971-72

Feb. 5, 1972
#18 USC 56, @ #1 UCLA 81

1972-73

Feb. 3, 1973
#1 UCLA 79, @ #20 USC 56

1973-74

Feb. 2, 1974
#11 USC 54, @ #1 UCLA 65
Mar. 9, 1974
#3 UCLA 82, @ #7 USC 52

1974-75

Feb. 1, 1975
#6 USC 84, @ #4 UCLA 89
Feb. 7, 1975
#8 USC 81, @ #9 ORE 80
Feb. 8, 1975
#2 UCLA 107, @ #9 ORE 103
Feb. 14, 1975
#17 OSU 80, @ #10 USC 76
Feb. 14, 1975
#13 ORE 66, @ #2 UCLA 95
Feb. 15, 1975
#13 ORE 90, @ #10 USC 92
Feb. 15, 1975
#17 OSU 62, @ #2 UCLA 74
Mar. 1, 1975
#20 WASH 78, @ #17 OSU 86

1975-76

Jan. 17, 1976
#17 OSU 72, @ #6 WASH 70
Feb. 5, 1976
#9 UCLA 92, @ #6 WASH 87
Feb. 14, 1976
#9 WASH 76, @ #6 UCLA 78
Feb. 26, 1976
#8 WASH 67, @ #17 ORE 62

1979-80

Jan. 3, 1980
#14 OSU 76, @ #16 UCLA 67
Feb. 7, 1980
#4 OSU 82, @ #19 ASU 75 (OT)

1980-81

Jan. 3, 1981
#2 OSU 71, @ #13 ASU 67
Jan. 16, 1981
#8 UCLA 74, @ #12 ASU 78 (3 OT)
Jan. 29, 1981
#10 UCLA 67, @ #1 OSU 81
Feb. 14, 1981
#5 ASU 61, @ #8 UCLA 64
Mar. 1, 1981
#1 OSU 82, @ #13 UCLA 76
Mar. 7, 1981
#5 ASU 87, @ #1 OSU 67

1981-82

Jan. 29, 1982
#8 OSU 68, @ #20 UCLA 74

1982-83

Feb. 3, 1983
#18 WSU 87, @ #7 UCLA 89 (OT)

1988-89

Jan. 29, 1989
#19 STAN 52, @ #6 ARIZ 72
Mar. 12, 1989
#1 ARIZ 73, #12 STAN 51 @
Inglewood

1989-90

Jan. 13, 1990
#18 ARIZ 67, @ #19 UCLA 73
Jan. 27, 1990
#17 OSU 80, @ #23 UCLA 94
Feb. 10, 1990
#19 UCLA 74, @ #22 ARIZ 83
Mar. 3, 1990
#22 OSU 60, @ #15 ARIZ 87

1990-91

Jan. 12, 1991
#7 UCLA 77, @ #6 ARIZ 82
Feb. 10, 1991
#5 ARIZ 105, @ #14 UCLA 94 (OT)

1991-92

Jan. 9, 1992
#23 USC 68, @ #6 ARIZ 107
Jan. 11, 1992
#2 UCLA 89, @ #6 ARIZ 87
Jan. 27, 1992
#4 UCLA 79, @ #13 USC 83
Jan. 29, 1992
#25 USC 86, @ #2 UCLA 82
Mar. 12, 1992
#2 ARIZ 81, @ #8 UCLA 89
Mar. 14, 1992
#2 ARIZ 69, @ #10 USC 70

1992-93

Jan. 7, 1993
#20 ARIZ 82, @ #15 UCLA 80

1993-94

Jan. 13, 1994
#19 CAL 98, @ #6 ARIZ 93 (OT)
Jan. 20, 1994
#9 ARIZ 66, @ #2 UCLA 74
Feb. 13, 1994
#16 ARIZ 96, @ #18 CAL 77
Feb. 19, 1994
#8 UCLA 74, @ #15 ARIZ 98
Feb. 24, 1994
#17 CAL 92, @ #15 UCLA 88

1994-95

Jan. 5, 1995
#9 ARIZ 52, @ #15 ASU 53
Jan. 12, 1995
#13 ARIZ 99, @ #20 CAL 86
Jan. 14, 1995
#12 ASU 73, @ #20 CAL 68
Jan. 19, 1995
#4 UCLA 71, @ #11 ARIZ 61
Jan. 21, 1995
#4 UCLA 85, @ #13 ASU 72
Jan. 26, 1995
#12 ARIZ 97, @ #18 ORE 89
Jan. 26, 1995
#17 STAN 74, @ #4 UCLA 77
Jan. 28, 1995
#13 ASU 79, @ #18 ORE 76
Feb. 4, 1995
#22 ORE 87, @ #17 STAN 92
Feb. 9, 1995
#15 STAN 73, @ #9 ARIZ 84
Feb. 11, 1995
#15 STAN 70, @ #14 ASU 79
Feb. 16, 1995
#13 ASU 77, @ #6 UCLA 82 (OT)
Feb. 18, 1995
#12 ARIZ 70, @ #6 UCLA 72
Feb. 25, 1995
#2 UCLA 88, @ #19 STAN 77
Mar. 11, 1995
#18 ASU 103, @ #12 ARIZ 98 (2 OT)

1995-96

Jan. 20, 1996
#13 UCLA 79, @ #18 ARIZ 88
Feb. 15, 1996
#13 ARIZ 75, @ #18 UCLA 76

1996-97

Jan. 4, 1997
#21 STAN 75, @ #9 ARIZ 76
Jan. 16, 1997
#15 STAN 72, @ #24 ORE 69 (OT)
Feb. 13, 1997
#24 UCLA 66, @ #11 ARIZ 64
Mar. 8, 1997
#12 ARIZ 80, @ #23 STAN 81

1997-98

Jan. 3, 1998
#9 UCLA 75, @ #8 ARIZ 87
Jan. 17, 1998
#9 UCLA 80, @ #5 STAN 93
Jan. 29, 1998
#6 ARIZ 93, @ #4 STAN 75
Feb. 12, 1998
#14 STAN 84, @ #9 UCLA 81
Feb. 28, 1998
#8 STAN 58, @ #2 ARIZ 90
Mar. 7, 1998
#2 ARIZ 91, @ #19 UCLA 87

1998-99

Jan. 2, 1999
#6 ARIZ 75, @ #10 UCLA 82
Jan. 16, 1999
#4 STAN 72, @ #10 UCLA 59
Jan. 28, 1999
#3 STAN 76, @ #13 ARIZ 78
Feb. 2, 1999
#7 ARIZ 83, @ #6 STAN 98
Feb. 11, 1999
#9 UCLA 73, @ #6 STAN 77
Mar. 6, 1999
#12 UCLA 70, @ #13 ARIZ 87

1999-2000

Jan. 8, 2000
#5 ARIZ 68, @ #1 STAN 65
Jan. 20, 2000
#2 ARIZ 76, @ #25 UCLA 61
Feb. 3, 2000
#23 ORE 71, @ #9 ARIZ 77
Feb. 12, 2000
#24 ORE 61, @ #2 STAN 76
Mar. 9, 2000
#2 STAN 81, @ #9 ARIZ 86

2000-01

Jan. 6, 2001
#2 STAN 85, @ #16 ARIZ 76
Jan. 18, 2001
#20 USC 58, @ #17 ARIZ 71
Feb. 1, 2001
#21 USC 71, @ #1 STAN 77
Mar. 3, 2001
#1 STAN 85, @ #12 UCLA 79
Feb. 15, 2001
#8 ARIZ 77, @ #24 UCLA 79 (OT)
Mar. 8, 2001
#8 ARIZ 76, @ #1 STAN 75

2001-02

Jan. 17, 2002
#18 USC 80, @ #15 ARIZ 97
Jan. 19, 2002
#9 UCLA 86, @ #15 ARIZ 96
Jan. 24, 2002
#17 STAN 86, @ #13 UCLA 76
Jan. 26, 2002
#17 STAN 82, @ #23 USC 90
Feb. 2, 2002
#19 ARIZ 88, @ #18 STAN 82 (OT)

Feb. 6, 2002
#25 USC 65, @ #15 UCLA 67
Feb. 7, 2002
#13 ORE 87, @ #10 STAN 90 (OT)
Feb. 14, 2002
#9 ARIZ 76, @ #20 UCLA 77
Feb. 16, 2002
#9 ARIZ 89, @ #25 USC 94
Feb. 21, 2002
#20 USC 77, @ #10 STAN 58
Feb. 23, 2002
#25 UCLA 95, @ #10 STAN 92
Feb. 28, 2002
#17 STAN 76, @ #14 ARIZ 71
#13 ORE 67, @ #19 USC 65
Mar. 2, 2002
#21 CAL 53, @ #14 ARIZ 99
Mar. 7, 2002 (Pac-10 Tournament)
#22 USC 103, #16 STAN 78
Mar. 8, 2002 (Pac-10 Tournament)
#15 ARIZ 90, #25 CAL 78
#22 USC 89, #9 ORE 78
Mar. 9, 2002 (Pac-10 Tourn.)
#15 ARIZ 81, #22 USC 71

2002-03

Jan. 2, 2003
#4 ARIZ 81, @ #9 ORE 72
Feb. 1, 2003
#20 CAL 80, @ #1 ARIZ 95
Feb. 27, 2003
#1 ARIZ 88, @ #23 CAL 75
Mar. 1, 2003
#1 ARIZ 72, @ #19 STAN 69
Mar. 8, 2003
#22 CAL 60, @ #17 STAN 72

2003-04

Jan. 10, 2004
#4 STAN 82, @ #3 ARIZ 72
Feb. 7, 2004
#12 ARIZ 77, @ #2 STAN 80

2004-05

Jan. 27, 2005
#10 WASH 82, @ #11 ARIZ 91
Feb. 26, 2005
#9 ARIZ 85, @ #14 WASH 93
Mar. 12, 2005 (Pac-10 Tourn.)
#14 WASH 81, #8 ARIZ 72

2005-06

Jan. 5, 2006
#17 UCLA 85, @ #21 ARIZ 79
Jan. 14, 2006
#13 WASH 69, @ #11 UCLA 65
Feb. 11, 2006
#12 UCLA 67, @ #23 WASH 70

2006-07

Dec. 31, 2006
#14 WASH 74, @ #1 UCLA 96
Jan. 4, 2007
#7 ARIZ 96, @ #24 WASH 87
Jan. 6, 2007
#1 UCLA 66, @ #16 ORE 68
Jan. 14, 2007
#15 ORE 79, @ #10 ARIZ 77
Jan. 20, 2007
#11 ARIZ 69, #3 @ UCLA 73
Jan. 27, 2007
#9 ORE 77, @ #20 WSU 74 (OT)
Feb. 1, 2007
#18 WSU 72, @ #20 ARIZ 66
#9 ORE 57, @ #5 UCLA 69
Feb. 7, 2007
#19 USC 65, @ #1 UCLA 70
Feb. 8, 2007
#25 STAN 45, @ #14 WSU 58

Feb. 10, 2007
#24 ARIZ 77, @ #13 ORE 74
Feb. 15, 2007
#22 USC 80, @ #19 ARIZ 75
Feb. 17
#5 UCLA 81, @ #19 ARIZ 66
Feb. 22, 2007
#9 WSU 59, @ #23 ORE 64
Mar. 1, 2007
#2 UCLA 53, @ #13 WSU 45
Mar. 3, 2007
#23 USC 86, @ #13 WSU 88 (2 OT)

2007-08

Jan. 3, 2008
#5 UCLA 76, @ #24 STAN 67
Jan. 5, 2008
#22 USC 46, @ #24 STAN 52
Jan. 12, 2008
#4 WSU 74, @ #5 UCLA 81
Jan. 26, 2008
#6 WSU 56, @ #24 ASU 55
Feb. 2, 2008
#14 STAN 67, @ #9 WSU 65 (OT)
Feb. 7, 2008
#5 UCLA 67, @ #17 WSU 59
Mar. 1, 2008
#22 WSU 53, @ #8 STAN 60
Mar. 6, 2008
#7 STAN 67, @ #3 UCLA 77 (OT)
Mar. 14, 2008 (Pac-10 Tourn.)
#11 STAN 75, #21 WSU 64
Mar. 15, 2008 (Pac-10 Tourn.)
#3 UCLA 67, #11 STAN 64

2008-09

Jan. 17, 2009
#16 ASU 61, @ #9 UCLA 58 (OT)
Jan. 31, 2009
#23 WASH 84, @ #14 ASU 71
Feb. 12, 2009
#11 UCLA 67, @ #18 ASU 74
Feb. 19, 2009
#22 WASH 76, @ #20 UCLA 85
Feb. 26, 2009
#14 ASU 70, @ #21 WASH 73 (OT)
Mar. 13, 2009 (Pac-10 Tourn.)
#13 WASH 65, #23 ASU 75

2009-10

None

2010-11

None

2011-12

None

Ranking Notes:

- Associated Press polls began with the 1948-49 season.
- The AP poll was reduced from 20 teams to 10 teams in 1961-62.
- The AP poll expanded back to 20 teams during the 1968-69 season.
- The AP poll expanded from 20 teams to 25 teams during the 1989-90 season.
- 169 games have been played pitting two ranked Pac-10 teams.
- 34 games featured both teams ranked in the Top-10, 20 of those games were played in the last 16 years.
- Five Conference games featured both teams ranked in the Top-5:

1971	#2 USC vs. #3 UCLA
1971	#1 UCLA vs. #3 USC
1981	#1 OSU vs. #5 ASU
2000	#1 STAN vs. #5 ARIZ
2004	#4 STAN vs. #3 ARIZ
2006	#4 WSU vs. #5 UCLA
- Home teams are 95-68 (.583)
(11 games played at neutral sites)
- Higher-ranked teams own a 106-69 (.606) record.
- Conference breakdown during the ranking periods:

1949-1959	Pacific Coast
1960-1968	Athletic Association of Western Univ.
1969-1978	Pacific-8
1979-2011	Pacific-10
2012-	Pac-12

The Pac-12 Conference has won more NCAA basketball titles (16) than any other conference in the country . . . Oregon's Tall Firs won the first NCAA Championship in 1939. Stanford claimed the national title in 1942, followed by Utah in 1944 and California in 1959 . . . UCLA established a basketball dynasty that included 10 titles in 12 seasons and a winning streak of seven consecutive NCAA crowns. The Bruins' 11 basketball championships are double what any other school has ever won . . . In 1997, Arizona became the sixth different Pac-12 institution to capture the NCAA basketball title.

School (Seasons)	Yrs	W-L	Pct.	1st	2nd	3rd	4th
Arizona (1951, 76-77, 85-09, 11)	29	46-28	.614	1	1	2	0
Arizona State (1958, 61-64, 73, 75, 80-81, 91, 95, 03, 09)	13	13-14	.481	0	0	0	0
California (1946, 57-60, 90, 93-94, 96-97, 01-03, 06, 09-10, 12)	17	19-17	.527	1	1	0	1
Colorado (1940, 42, 46, 54-55, 62-63, 69, 97, 03, 12)	11	10-13	.435	0	0	1	0
Oregon (1939, 45, 60-61, 95, 00, 02-03, 07-08)	10	12-9	.571	1	0	0	0
Oregon State (1947, 49, 55, 62-64, 66, 75, 80-82, 84-85, 88-90)	16	12-19	.387	0	0	0	2
Stanford (1942, 89, 92, 95-05, 07-08)	16	21-15	.583	1	0	1	0
UCLA (1950, 52, 56, 62-65, 67-81, 83, 87, 89-02, 05-09, 11)	44	100-37	.733	11	2	4	1
USC (1940, 54, 60-61, 79, 82, 85, 91-92, 97, 01-02, 07-09, 11)	16	12-18	.414	0	0	1	1
Utah (1944-45, 55-56, 59-61, 66, 77-79, 81, 83, 86, 91, 93, 95-00, 02-05, 09)	27	35-30	.538	1	1	0	2
Washington (1943, 48, 51, 53, 76, 84-86, 98-99, 04-06, 09-11)	16	18-17	.515	0	0	1	0
Washington State (1941, 80, 83, 94, 07-08)	6	6-6	.500	0	1	0	0
TOTALS		304-223	.577	16	6	10	7

Records of the following schools were later voided by the NCAA: UCLA (1980 – 5-1), OSU (1980 – 0-1, 1981 – 0-1, 1982 – 2-1), CAL (1996 – 0-1).

Note: Several current Pac-12 members competed in the NCAA Tournament while members of other conferences. Those teams and their records are Arizona (2-3), Arizona State (7-7), Colorado (9-12), Oregon (2-2), Oregon State (5-4), Utah (35-30).

YEARLY NCAA TOURNAMENT RESULTS

(Pac-12 schools only – Field size in parenthesis)

1938-39 (8 teams)

ORE 56, Texas 41 West RSF Mar. 20..... San Francisco, Calif.
 ORE 55, Oklahoma 37 West RF Mar. 21..... San Francisco, Calif.
 ORE 46, Ohio State 33 NC..... Mar. 27..... Evanston, Ill.

1939-40 (8 teams)

USC 38, COLO 32 West RSF Mar. 20..... Kansas City, Mo.
 Kansas 43, USC 42 West RF Mar. 21..... Kansas City, Mo.

USC 38, COLO 32 West RSF Mar. 20..... Kansas City, Mo.
 Rice 60, COLO 56 West R3rd..... Mar. 21..... Kansas City, Mo.
 (COLO not a Conference member at time of game)

1940-41 (8 teams)

WSU 48, Creighton 39 West RSF Mar. 20..... Kansas City, Mo.
 WSU 64, Arkansas 53 West RF Mar. 22..... Kansas City, Mo.
 Wisconsin 39, WSU 34 NC..... Mar. 29..... Kansas City, Mo.

1941-42 (8 teams)

STAN 53, Rice 47 West RSF Mar. 20..... Kansas City, Mo.
 STAN 46, COLO 35 West RF Mar. 21..... Kansas City, Mo.
 STAN 53, Dartmouth 38 NC..... Mar. 28..... Kansas City, Mo.

COLO 46, Kansas 44 West RSF Mar. 20..... Kansas City, Mo.
 STAN 46, COLO 35 West RF Mar. 21..... Kansas City, Mo.
 (COLO not a Conference member at time of game)

1942-43 (8 teams)

Texas 59, WASH 55 West RSF Mar. 26..... Kansas City, Mo.
 Oklahoma 58, WASH 43 West R3rd..... Mar. 27..... Kansas City, Mo.

1943-44 (8 teams)

UTAH 45, Missouri 35 West RSF Mar. 24..... Kansas City, Mo.
 UTAH 40, Iowa State WRF Mar. 25..... Kansas City, Mo.
 UTAH 42, Dartmouth 40 (OT) NC..... Mar. 28..... New York, N.Y.
 (UTAH not a Conference member at time of game)

1944-45 (8 teams)

Arkansas 79, ORE 76 West RSF Mar. 23..... Kansas City, Mo.
 ORE 69, UTAH 66 West R3rd..... Mar. 24..... Kansas City, Mo.

ORE 69, UTAH 66 West R3rd..... Mar. 24..... Kansas City, Mo.
 (UTAH not a Conference member at time of game)

1945-46 (8 teams)

CAL 50, COLO 44 West RSF Mar. 22..... Kansas City, Mo.
 Oklahoma A&M 52, CAL 35 West RF Mar. 23..... Kansas City, Mo.
 Ohio State 63, CAL 45 N3rd..... Mar. 26..... New York, N.Y.

CAL 50, COLO 44 West RSF Mar. 22..... Kansas City, Mo.
 COLO 59, Baylor 44 West R3rd..... Mar. 23..... Kansas City, Mo.

1946-47 (8 teams)

Oklahoma 56, OSU 54 West RSF Mar. 21..... Kansas City, Mo.
 OSU 63, Wyoming 46 West R3rd..... Mar. 22..... Kansas City, Mo.

1947-48 (8 teams)

Baylor 64, WASH 62 West RSF Mar. 19..... Kansas City, Mo.
 WASH 57, Wyoming 47 West R3rd..... Mar. 20..... Kansas City, Mo.

1948-49 (8 teams)

OSU 56, Arkansas 38 West RSF Mar. 18..... Kansas City, Mo.
 Oklahoma A&M 55, OSU 30 West RF Mar. 19..... Kansas City, Mo.
 Illinois 83, OSU 53 N3rd..... Mar. 23..... New York, N.Y.

1949-50 (8 teams)

Bradley 73, UCLA 59 West RSF Mar. 24..... Kansas City, Mo.
 Brigham Young 83, UCLA 62 West R3rd..... Mar. 25..... Kansas City, Mo.

1950-51 (16 teams)

WASH 62, Texas A&M 40 West 1st..... Mar. 22..... Kansas City, Mo.
 Oklahoma A&M 61, WASH 57 West RSF Mar. 23..... Kansas City, Mo.
 WASH 80, Brigham Young 67 West R3rd..... Mar. 24..... Kansas City, Mo.

Kansas State 61, ARIZ 59 West 1st..... Mar. 21..... Kansas City, Mo.
 (ARIZ not a Conference member at time of game)

1951-52 (16 teams)

Santa Clara 68, UCLA 59 West 1st..... Mar. 22..... Corvallis, Ore.
 Oklahoma City 55, UCLA 53 West R3rd..... Mar. 22..... Corvallis, Ore.

1952-53 (22 teams)

WASH 92, Seattle 70 West RSF Mar. 13..... Seattle, Wash.
 WASH 74, Santa Clara 62 West RF Mar. 14..... Corvallis, Ore.
 Kansas 79, WASH 53 NSF Mar. 17..... Kansas City, Mo.
 WASH 88, Louisiana State 69 N3rd..... Mar. 18..... Kansas City, Mo.

1953-54 (24 teams)

USC 73, Idaho State 59..... West RSF..... Mar. 12..... Corvallis, Ore.
 USC 66, Santa Clara 65 West RF..... Mar. 13..... Corvallis, Ore.
 Bradley 74, USC 72 NSF..... Mar. 19..... Kansas City, Mo.
 Penn State 70, USC 61 N3rd..... Mar. 20..... Kansas City, Mo.

Bradley 76, COLO 64 WRSF..... Mar. 12..... Stillwater, Okla.
 Rice 78, COLO 55 WR3rd..... Mar. 13..... Stillwater, Okla.

1954-55 (24 teams)

OSU 83, Seattle 71 West RSF..... Mar. 11..... Corvallis, Ore.
 San Francisco 57, OSU 56 West RF..... Mar. 12..... Corvallis, Ore.

San Francisco 78, UTAH 59 West RSF..... Mar. 11..... Corvallis, Ore.
 UTAH 108, Seattle 85 West R3rd..... Mar. 12..... Corvallis, Ore.
 (UTAH not a Conference member at time of game)

1955-56 (24 teams)

San Francisco 72, UCLA 61 West RSF..... Mar. 16..... Corvallis, Ore.
 UCLA 94, Seattle 70 West R3rd..... Mar. 17..... Corvallis, Ore.

COLO 69, Tulsas 59 West RSF..... Mar. 10..... Manhattan, Kan.
 COLO 93, Bradley 81 West RF..... Mar. 15..... Manhattan, Kan.
 San Francisco 62, COLO 50 NSF..... Mar. 19..... Kansas City, Mo.
 COLO 75, Iowa 54 N3rd..... Mar. 21..... Kansas City, Mo.
 (COLO not a Conference member at time of game)

UTAH 81, Seattle 72 West RSF..... Mar. 16..... Corvallis, Ore.
 San Francisco 92, UTAH 77 West RF..... Mar. 17..... Corvallis, Ore.
 (UTAH not a Conference member at time of game)

1956-57 (23 teams)

CAL 86, Brigham Young 59 West RSF..... Mar. 15..... Corvallis, Ore.
 San Francisco 50, CAL 46 West RF..... Mar. 16..... Corvallis, Ore.

1957-58 (24 teams)

CAL 54, Idaho State 43 West RSF..... Mar. 14. San Francisco, Calif.
 Seattle 66, CAL 62 OT West RF..... Mar. 15. San Francisco, Calif.
 Idaho State 72, ASU 68..... West 1st..... Mar. 12..... Berkeley, Calif.
 (ASU not a Conference member at time of game)

1958-59 (22 teams)

CAL 71, UTAH 53 West RSF..... Mar. 13. San Francisco, Calif.
 CAL 66, Saint Mary's (Calif.) 46 West RF..... Mar. 14. San Francisco, Calif.
 CAL 64, Cincinnati 58 NSF..... Mar. 20..... Louisville, Ky.
 CAL 71, West Virginia 70 NC..... Mar. 21..... Louisville, Ky.

CAL 71, UTAH 53 West RSF..... Mar. 13. San Francisco, Calif.
 Idaho State 71, UTAH 65 West R3rd..... Mar. 14.. San Francisco, Calif.
 (UTAH not a Conference member at time of game)

1959-60 (25 teams)

CAL 71, Idaho State 44 West 1st..... Mar.8... San Francisco, Calif.
 CAL 69, Santa Clara 49 West RSF..... Mar. 11..... Seattle, Wash.
 CAL 70, ORE 49 West RF..... Mar. 12..... Seattle, Wash.
 CAL 77, Cincinnati 69 NSF..... Mar. 18. San Francisco, Calif.
 Ohio State 75, CAL 55 NC..... Mar. 19. San Francisco, Calif.

UTAH 80, USC 73 West 1st..... Mar. 7 Corvallis, Ore.

ORE 68, New Mexico State 60 West 1st..... Mar. 7 Corvallis, Ore.
 ORE 65, UTAH 64 West RSF..... Mar. 11..... Corvallis, Ore.
 CAL 70, ORE 49 West RF..... Mar. 12..... Seattle, Wash.
 (ORE not a Pac-12 member at time of game)

UTAH 80, USC 73 West 1st..... Mar. 8..... Provo, Utah
 Oregon 65, Utah 54 West RSF..... Mar. 11..... Seattle, Wash.
 UTAH 89, Santa Clara 81 West R3rd..... Mar. 12..... Seattle, Wash.
 (UTAH not a Conference member at time of game)

1960-61 (24 teams)

USC 81, ORE 79 West 1st..... Mar. 15..... Portland, Ore.
 ASU 86, USC 71 West RSF..... Mar. 17..... Portland, Ore.
 Loyola Marymount 69, USC 67 West RF..... Mar. 24..... Kansas City, Mo.

ASU 72, Seattle 70 West 1st..... Mar. 15..... Portland, Ore.
 ASU 86, USC 71 West RSF..... Mar. 17..... Portland, Ore.

UTAH 88, ASU 80 West RF..... Mar. 18..... Portland, Ore.
 (ASU not a Conference member at time of game)

USC 81, ORE 79 West 1st..... Mar. 15..... Portland, Ore.
 (ORE not a Pac-12 member at time of game)

UTAH 91, Loyola Marymount 75 West RSF..... Mar. 17..... Portland, Ore.
 UTAH 88, ASU 80 West RF..... Mar. 18..... Portland, Ore.
 Cincinnati 82, UTAH 67 NSF..... Mar. 24..... Kansas City, Mo.
 St. Joseph's 127, UTAH 120 (40T)..... N3rd..... Mar. 25..... Kansas City, Mo..
 (UTAH not a Conference member at time of game)

1961-62 (25 teams)

UCLA 73, Utah State 62 West RSF..... Mar. 16..... Provo, Utah
 UCLA 88, OSU 69 West RF..... Mar. 17..... Provo, Utah
 Cincinnati 72, UCLA 70 NSF..... Mar. 23..... Louisville, Ky.
 Wake Forest 82, UCLA 80 N3rd..... Mar. 24..... Louisville, Ky.

OSU 69, Seattle 65 West 1st..... Mar. 13..... Corvallis, Ore.
 OSU 69, Pepperdine 67 West RSF..... Mar. 16..... Provo, Utah
 UCLA 88, OSU 69 West SF..... Mar. 17..... Provo, Utah
 (OSU not a Conference member at time of game)

Utah State 78, ASU 73 West 1st..... Mar. 13..... Corvallis, Ore.
 (ASU not a Conference member at time of game)

COLO 67, Texas Tech 60 West RSF..... Mar. 16..... Manhattan, Kan.
 Cincinnati 73, COLO 46 West RF..... Mar. 17..... Manhattan, Kan.
 (COLO not a Conference member at time of game)

1962-63 (25 teams)

ASU 93, UCLA 79 West RSF..... Mar. 11..... Eugene, Ore.
 ASU 79, Utah State 75 (OT) West 1st..... Mar. 11..... Eugene, Ore.
 ASU 93, UCLA 79 West RSF..... Mar. 15..... Provo, Utah
 OSU 83, ASU 65 West SF..... Mar. 16..... Provo, Utah
 (ASU not a Conference member at time of game)

OSU 70, Seattle 66 West 1st..... Mar. 11..... Eugene, Ore.
 OSU 65, San Francisco 61 West RSF..... Mar. 15..... Provo, Utah
 OSU 83, ASU 65 West RF..... Mar. 16..... Provo, Utah
 Cincinnati 80, OSU 46 NSF..... Mar. 22..... Louisville, Ky.
 Duke 85, OSU 63 N3rd..... Mar. 23..... Louisville, Ky.
 (OSU not a Conference member at time of game)

COLO 78, Oklahoma City 72 Midwest RSF ... Mar. 15..... Lawrence, Kan.
 Cincinnati 67, COLO 60 Midwest R3rd .. Mar. 16..... Lawrence, Kan.
 (COLO not a Conference member at time of game)

1963-64 (25 teams)

UCLA 95, Seattle 90 West RSF..... Mar. 13..... Corvallis, Ore.
 UCLA 76, San Francisco 72 West RF..... Mar. 14..... Corvallis, Ore.
 UCLA 90, Kansas State 84 NSF..... Mar. 20..... Kansas City, Mo.
 UCLA 98, Duke 83 NC..... Mar. 21..... Kansas City, Mo.

Seattle 61, OSU 57 West 1st..... Mar. 10..... Eugene, Ore.
 (OSU not a Pac-10 member at time of game)

Utah State 92, ASU 90 West 1st..... Mar. 10..... Eugene, Ore.
 (ASU not a Conference member at time of game)

1964-65 (23 teams)

UCLA 100, Brigham Young 76 West RSF..... Mar. 12..... Provo, Utah
 UCLA 101, San Francisco 93 West RF..... Mar. 13..... Provo, Utah
 UCLA 108, Wichita State 89 NSF..... Mar. 19..... Portland, Ore.
 UCLA 91, Michigan 80 NC..... Mar. 20..... Portland, Ore.

1965-66 (22 teams)

OSU 63, Houston 60 West RSF..... Mar. 11... Los Angeles, Calif.
 UTAH 70, OSU 64 West RF..... Mar. 12... Los Angeles, Calif.

UTAH 83, Pacific 74 West RSF..... Mar. 11... Los Angeles, Calif.
 UTAH 70, OSU 64 West RF..... Mar. 12... Los Angeles, Calif.
 Texas Western 85, UTAH 78 NSF..... Mar. 18..... College Park, Md.
 Duke 79, UTAH 77 N3rd..... Mar. 19..... College Park, Md.
 (UTAH not a Conference member at time of game)

1966-67 (23 teams)

UCLA 109, Wyoming 60.....West RSF.....Mar. 17.....Corvallis, Ore.
 UCLA 80, Pacific 64.....West SF.....Mar. 18.....Corvallis, Ore.
 UCLA 73, Houston 58.....NSF.....Mar. 24.....Louisville, Ky.
 UCLA 79, Dayton 64.....NC.....Mar. 25.....Louisville, Ky.

1967-68 (23 teams)

UCLA 58, New Mexico State 49.....West RSF.....Mar. 15...Albuquerque, N.M.
 UCLA 87, Santa Clara 66.....West RF.....Mar. 16...Albuquerque, N.M.
 UCLA 101, Houston 69.....NSF.....Mar. 22... Los Angeles, Calif.
 UCLA 78, North Carolina 55.....NC.....Mar. 23... Los Angeles, Calif.

1968-69 (25 teams)

UCLA 53, New Mexico State 38.....West RSF.....Mar. 13... Los Angeles, Calif.
 UCLA 90, Santa Clara 52.....West SF.....Mar. 15... Los Angeles, Calif.
 UCLA 85, Drake 82.....NSF.....Mar. 20.....Louisville, Ky.
 UCLA 92, Purdue 72.....NC.....Mar. 22.....Louisville, Ky.

Colorado State 64, COLO 56.....Midwest RSF ..Mar. 13..... Lawrence, Kan.
 COLO 97, Texas A&M 82.....Midwest R3rd ..Mar. 15..... Lawrence, Kan.
 (COLO not a Conference member at time of game)

1969-70 (25 teams)

UCLA 88, Long Beach State 65.....West RSF.....Mar. 12..... Seattle, Wash.
 UCLA 101, Utah State 79.....West RF.....Mar. 14..... Seattle, Wash.
 UCLA 93, New Mexico State 77.....NSF.....Mar. 19..... College Park, Md.
 UCLA 80, Jacksonville 69.....NC.....Mar. 21..... College Park, Md.

1970-71 (25 teams)

UCLA 91, Brigham Young 73.....West RSF.....Mar. 18. Salt Lake City, Utah
 UCLA 57, Long Beach State 55.....West RF.....Mar. 20.. Salt Lake City, Utah
 UCLA 68, Kansas 60.....NSF.....Mar. 25.....Houston, Texas
 UCLA 68, Villanova 62.....NC.....Mar. 27.....Houston, Texas

1971-72 (25 teams)

UCLA 90, Weber State 58.....West RSF.....Mar. 18..... Provo, Utah
 UCLA 73, Long Beach State 57.....West RF.....Mar. 20..... Provo, Utah
 UCLA 96, Louisville 77.....NSF.....Mar. 25... Los Angeles, Calif.
 UCLA 81, Florida State 76.....NC.....Mar. 25... Los Angeles, Calif.

1972-73 (25 teams)

UCLA 98, ASU 81.....West RSF.....Mar. 15... Los Angeles, Calif.
 UCLA 54, San Francisco 39.....West RF.....Mar. 17... Los Angeles, Calif.
 UCLA 70, Indiana 69.....NSF.....Mar. 24..... St. Louis, Mo.
 UCLA 87, Memphis State 66.....NC.....Mar. 25..... St. Louis, Mo.

ASU 103, Oklahoma City 78.....West 1st.....Mar. 10..... Logan, Utah
 UCLA 98, ASU 81.....West RSF.....Mar. 15... Los Angeles, Calif.
 (ASU not a Conference member at time of game)

1973-74 (25 teams)

UCLA 111, Dayton 100 (30T).....West RSF.....Mar. 14..... Tucson, Ariz.
 UCLA 83, San Francisco 60.....West RF.....Mar. 15..... Tucson, Ariz.
 N. Car. St. 80, UCLA 77 (20T).....NSF.....Mar. 24.....Greensboro, N.C.
 UCLA 78, Kansas 61.....NC3rd.....Mar. 25.....Greensboro, N.C.

1974-75 (32 teams)

UCLA 103, Michigan 91 (OT).....West 1st.....Mar. 15.....Portland, Ore.
 UCLA 67, Montana 64.....West RSF.....Mar. 20.....Portland, Ore.
 UCLA 89, ASU 75.....West RF.....Mar. 22.....Portland, Ore.
 UCLA 75, Louisville 74 (OT).....NSF.....Mar. 29.....San Diego, Calif.
 UCLA 92, Kentucky 85.....NC.....Mar. 31.....San Diego, Calif.

OSU 78, Middle Tenn. St. 67.....West 1st.....Mar. 15.....Lexington, Ky.
 Indiana 81, OSU 71.....Midwest RSF ..Mar. 20.....Dayton, Ohio
 Central Michigan 88, OSU 87.....Midwest R3rd ..Mar. 22.....Tulsa, Okla.

ASU 97, Alabama 94.....West 1st.....Mar. 15.....Tempe, Ariz.
 ASU 84, Nevada-Las Vegas 81.....West RSF.....Mar. 20.....Tempe, Ariz.
 UCLA 89, ASU 75.....West RF.....Mar. 22.....Portland, Ore.
 (ASU not a Conference member at time of game)

1975-76 (32 teams)

UCLA 74, San Diego State 64.....West 1st.....Mar. 13.....Eugene, Ore.
 UCLA 70, Pepperdine 61.....West RSF.....Mar. 20.....Eugene, Ore.
 UCLA 82, ARIZ 66.....West RF.....Mar. 20... Los Angeles, Calif.
 Indiana 65, UCLA 51.....NSF.....Mar. 27.....Philadelphia, Pa.
 UCLA 106, Rutgers 92.....NC3rd.....Mar. 29... Philadelphia, Pa.
 Missouri 69, WASH 67.....Midwest 1st.....Mar. 13.....Lawrence, Kan.

ARIZ 83, Georgetown 76.....West 1st.....Mar. 13.....Tempe, Ariz.
 ARIZ 117, Nev.-L.V. 109 (OT).....West RSF.....Mar. 18.....Tempe, Ariz.
 UCLA 82, ARIZ 66.....West RF.....Mar. 20... Los Angeles, Calif.
 (ARIZ not a Conference member at time of game)

1976-77 (16 teams)

UCLA 87, Louisville 79.....West 1st.....Mar. 12.....Pocatello, Idaho
 Idaho State 76, UCLA 75.....West RSF.....Mar. 17.....Pocatello, Idaho

Southern Illinois 81, ARIZ 77.....Midwest 1st ..Mar. 12.....Omaha, Neb.
 (ARIZ not a Conference member at time of game)

UTAH 72, St. John's 68.....West 1st.....Mar. 12.....Tucson, Ariz.
 UNLV 88, UTAH 83.....West RSF.....Mar. 17.....Provo, Utah
 (UTAH not a Conference member at time of game)

1977-78 (32 teams)

UCLA 83, Kansas 76.....West 1st.....Mar. 11.....Eugene, Ore.
 Arkansas 74, UCLA 70.....West RSF.....Mar. 16.....Eugene, Ore.

UTAH 86, Missouri 79 (20T).....Midwest 1st.....Mar. 12.....Wichita, Kan.
 Notre Dame 69, UTAH 56.....Midwest RSF ..Mar. 17.....Lawrence, Kan.
 (UTAH not a Conference member at time of game)

1978-79 (40 teams)

UCLA 76, Pepperdine 71.....West 2nd.....Mar. 11... Los Angeles, Calif.
 UCLA 99, San Francisco 81.....West RSF.....Mar. 15... Los Angeles, Calif.
 DePaul 95, UCLA 91.....West RF.....Mar. 17.....Provo, Utah

USC 86, Utah State 67.....West 1st.....Mar. 9..... Los Angeles, Calif.
 DePaul 89, USC 78.....West 2nd.....Mar. 11... Los Angeles, Calif.

Pepperdine 92, UTAH 88 (OT).....West 1st.....Mar. 9..... Los Angeles, Calif.
 (UTAH not a Conference member at time of game)

1979-80 (48 teams)

UCLA 87, Old Dominion 74.....West 1st.....Mar. 7.....Tempe, Ariz.
 UCLA 77, DePaul 71.....West 2nd.....Mar. 9.....Tempe, Ariz.
 UCLA 72, Ohio State 68.....West RSF.....Mar. 13.....Tucson, Ariz.
 UCLA 85, Clemson 74.....West RF.....Mar. 15.....Tucson, Ariz.
 UCLA 67, Purdue 62.....NSF.....Mar. 22.....Indianapolis, Ind.
 Louisville 59, UCLA 52.....NC.....Mar. 24.....Indianapolis, Ind.

ASU 99, Loyola Marymount 71.....West 1st.....Mar. 7.....Tempe, Ariz.
 Ohio State 89, ASU 75.....West 2nd.....Mar. 9.....Tempe, Ariz.

Lamar 81, OSU 77.....West 2nd.....Mar. 8.....Ogden, Utah
 Pennsylvania 62, WSU 55.....Midwest 1st.....Mar. 6... West Lafayette, Ind.

1980-81 (48 teams)

Kansas State 50, OSU 48.....West 2nd.....Mar. 14... Los Angeles, Calif.

Kansas 88, ASU 71.....Midwest 2nd...Mar. 15.....Wichita, Kan.

Brigham Young 78, UCLA 55.....East 2nd.....Mar. 14.....Providence, R.I.

UTAH 94, Northeastern 69.....West 2nd.....Mar. 15.....El Paso, Texas
 North Carolina 61, UTAH 56.....West RSF.....Mar. 19 Salt Lake City, Utah.\n
 (UTAH not a Conference member at time of game)

1981-82 (48 teams)

OSU 70, Pepperdine 51.....West 2nd.....Mar. 14.....Pullman, Wash.
 OSU 60, Idaho 42.....West RSF.....Mar. 18.....Pullman, Wash.
 Georgetown 69, OSU 45.....West RF.....Mar. 20.....Provo, Utah

Wyoming 61, USC 58.....West 1st.....Mar. 11.....Logan, Utah

1982-83 (48 teams)

WSU 62, Weber State 52.....West 1st.....Mar. 17.....Boise, Idaho
 Virginia 54, WSU 49.....West 2nd.....Mar. 19.....Boise, Idaho
 UTAH 67, UCLA 61.....West 2nd.....Mar. 19.....Boise, Idaho
 UTAH 52, Illinois 49.....West 1st.....Mar. 17.....Boise, Idaho
 UTAH 67, UCLA 61.....West 2nd.....Mar. 19.....Boise, Idaho
 North Carolina 75, UTAH 56.....West RSF.....Mar. 24.....Ogden, Utah
 (UTAH not a Conference member at time of game)

1983-84 (48 teams)

WASH 64, Nevada-Reno 54.....West 1st.....Mar. 16.....Pullman, Wash
 WASH 80, Duke 78.....West 2nd.....Mar. 23.....Pullman, Wash.
 Dayton 64, WASH 58.....West RSF.....Mar. 23.....Los Angeles, Calif.
 West Virginia 64, OSU 62.....Mideast 1st.....Mar. 15.....Birmingham, Ala.

1984-85 (64 teams)

Illinois State 58, USC 55.....Midwest 1st.....Mar. 14.....Tulsa, Okla.
 Kentucky 66, WASH 58.....West 1st.....Mar. 14.....Salt Lake City, Utah
 Notre Dame 79, OSU 70.....Southeast 1st.....Mar. 14.....Notre Dame, Ind.
 Alabama 50, ARIZ 41.....West 1st.....Mar. 15.....Albuquerque, N.M.

1985-86 (64 teams)

Auburn 73, ARIZ 63.....West 1st.....Mar. 14.....Long Beach, Calif.
 Michigan State 72, WASH 70.....Midwest 1st.....Mar. 14.....Dayton, Ohio
 North Carolina 84, UTAH 72.....West 1st.....Mar. 13.....Ogden, Utah

1986-87 (64 teams)

UCLA 92, Central Michigan 73.....West 1st.....Mar. 12.....Salt Lake City, Utah
 Wyoming 78, UCLA 68.....West 2nd.....Mar. 14.....Salt Lake City, Utah
 Texas-El Paso 98, ARIZ 91 (OT).....West 1st.....Mar. 14.....Tucson, Ariz.

1987-88 (64 teams)

ARIZ 90, Cornell 50.....West 1st.....Mar. 18.....Los Angeles, Calif.
 ARIZ 84, Seton Hall 55.....West 2nd.....Mar. 20.....Los Angeles, Calif.
 ARIZ 99, Iowa 79.....West RSF.....Mar. 25.....Seattle, Wash.
 ARIZ 70, North Carolina 52.....West RF.....Mar. 27.....Seattle Wash.
 Oklahoma 86, ARIZ 78.....NSF.....Apr. 2.....Kansas City, Mo.
 Louisville 70, OSU 61.....Southeast 1st.....Mar. 17.....Atlanta, Ga.

1988-89 (64 teams)

ARIZ 94, Robert Morris 60.....West 1st.....Mar. 16.....Boise, Idaho
 ARIZ 94, Clemson 68.....West 2nd.....Mar. 18.....Boise, Idaho
 Nevada-Las Vegas 68, ARIZ 67.....West RSF.....Mar. 23.....Denver, Colo.
 Siena 80, STAN 78.....East 1st.....Mar. 16.....Greensboro, N.C.
 UCLA 84, Iowa State 74.....Southeast 1st.....Mar. 17.....Atlanta, Ga.
 North Carolina 88, UCLA 81.....Southeast 2nd.....Mar. 19.....Atlanta, Ga.
 Evansville 94, OSU 90 OT.....West 1st.....Mar. 15.....Salt Lake City, Utah

1989-90 (64 teams)

ARIZ 79, South Florida 67.....West 1st.....Mar. 16.....Long Beach, Calif.
 Alabama 77, ARIZ 55.....West 2nd.....Mar. 18.....Long Beach, Calif.
 CAL 65, Indiana 63.....East 1st.....Mar. 15.....Hartford, Conn.
 Connecticut 74, CAL 54.....East 2nd.....Mar. 17.....Hartford, Conn.
 Ball State 54, OSU 53.....West 1st.....Mar. 15.....Salt Lake City, Utah
 UCLA 68, Ala.-Birmingham 56.....East 1st.....Mar. 16.....Atlanta, Ga.
 UCLA 71, Kansas 70.....East 2nd.....Mar. 18.....Atlanta, Ga.
 Duke 90, UCLA 81.....East RSF.....Mar. 22.....Atlanta, Ga.

1990-91 (64 teams)

ARIZ 93, St. Francis (Pa.) 80.....West 1st.....Mar. 14.....Salt Lake City, Utah
 ARIZ 76, Brigham Young 61.....West 2nd.....Mar. 16.....Salt Lake City, Utah
 Seton Hall 81, ARIZ 77.....West RSF.....Mar. 21.....Seattle, Wash.

ASU 79, Rutgers 76.....Southeast 1st.....Mar. 15.....Atlanta, Ga.
 Arkansas 97, ASU 90.....Southeast 2nd.....Mar. 17.....Atlanta, Ga.

Penn State 74, UCLA 69.....East 1st.....Mar. 15.....Syracuse, N.Y.
 Florida State 75, USC 72.....Southeast 1st.....Mar. 14.....Louisville, Ky.

UTAH 82, South Alabama 72.....West 1st.....Mar. 15.....Tucson, Ariz.
 UTAH 85, Michigan State 84 (2OT).....West 2nd.....Mar. 17.....Tucson, Ariz.
 UNLV 83, UTAH 66.....West RSF.....Mar. 21.....Seattle, Wash.
 (UTAH not a Conference member at time of game)

1991-92 (64 teams)

East Tennessee State 87, ARIZ 80.....Southeast 1st.....Mar. 20.....Atlanta, Ga.
 Alabama 80, STAN 75.....Southeast 1st.....Mar. 19.....Cincinnati, Ohio

UCLA 73, Robert Morris 53.....West 1st.....Mar. 20.....Tempe, Ariz.
 UCLA 85, Louisville 69.....West 2nd.....Mar. 22.....Tempe, Ariz.
 UCLA 85, New Mexico State 78.....West RSF.....Mar. 26.....Tempe, Ariz.
 Indiana 106, UCLA 79.....West RF.....Mar. 28.....Albuquerque, N.M.

USC 84, Northeast Louisiana 54.....Midwest 1st.....Mar. 19.....Milwaukee, Wisc.
 Georgia Tech 79, USC 78.....Midwest 2nd.....Mar. 21.....Milwaukee, Wisc.

1992-93 (64 teams)

Santa Clara 64, ARIZ 61.....West 1st.....Mar. 18.....Salt Lake City, Utah
 CAL 66, Louisiana State 61.....Midwest 1st.....Mar. 18.....Chicago, Ill.
 CAL 82, Duke 77.....Midwest 2nd.....Mar. 20.....Chicago, Ill.
 Kansas 93, CAL 76.....Midwest RSF.....Mar. 26.....St. Louis, Mo.

UCLA 81, Iowa State 70.....West 1st.....Mar. 19.....Tucson, Ariz.
 Michigan 86, UCLA 84 (OT).....West 2nd.....Mar. 21.....Tucson, Ariz.

UTAH 86, Pittsburgh 65.....Southeast 1st.....Mar. 19.....Nashville, Tenn.
 Kentucky 83, UTAH 62.....Southeast 2nd.....Mar. 21.....Nashville, Tenn.
 (UTAH not a Conference member at time of game)

1993-94 (64 teams)

ARIZ 81, Loyola (Md.) 55.....West 1st.....Mar. 18.....Sacramento, Calif.
 ARIZ 71, Virginia 58.....West 2nd.....Mar. 20.....Sacramento, Calif.
 ARIZ 82, Louisville 70.....West RSF.....Mar. 24.....Los Angeles, Calif.
 ARIZ 92, Missouri 72.....West RF.....Mar. 26.....Los Angeles, Calif.
 Arkansas 91, ARIZ 82.....NSF.....Apr. 2.....Charlotte, N.C.

Wisconsin-Green Bay 61, CAL 57.....West 1st.....Mar. 17.....Ogden, Utah
 Tulsa 112, UCLA 102.....Midwest 1st.....Mar. 18 Oklahoma City, Okla.

Boston College 67, WSU 64.....East 1st.....Mar. 18.....Landover, Md.

1994-95 (64 teams)

Miami (Ohio) 71, ARIZ 62.....Midwest 1st.....Mar. 16.....Dayton, Ohio
 ASU 81, Ball State 66.....Southeast 1st.....Mar. 16.....Memphis, Tenn.
 ASU 64, Manhattan 54.....Southeast 1st.....Mar. 18.....Memphis, Tenn.
 Kentucky 97, ASU 73.....RSF.....Mar. 23.....Birmingham, Ala.

Texas 90, ORE 73.....West 1st.....Mar. 16.....Salt Lake City, Utah

STAN 70, UNC-Charlotte 68.....East 1st.....Mar. 17.....Albany, N.Y.
 Massachusetts 75, STAN 53.....East 2nd.....Mar. 19.....Albany, N.Y.

UCLA 92, Florida International 56.....West 1st.....Mar. 17.....Boise, Idaho
 UCLA 75, Missouri 74.....West 2nd.....Mar. 19.....Boise, Idaho
 UCLA 86, Mississippi State 67.....RSF.....Mar. 23.....Oakland, Calif.
 UCLA 102, Connecticut 96.....RF.....Mar. 25.....Oakland, Calif.
 UCLA 74, Oklahoma State 61.....NSF.....Apr. 1.....Seattle, Wash.
 UCLA 89, Arkansas 78.....NC.....Apr. 3.....Seattle, Wash.

UTAH 76, Long Beach State 64.....West 1st.....Mar. 17.....Boise, Idaho
 Mississippi State 78, UTAH 64.....West 2nd.....Mar. 19.....Boise, Idaho
 (UTAH not a Conference member at time of game)

PAC-12 IN THE NCAA TOURNAMENT



1995-96 (64 teams)

ARIZ 90, Valparaiso 51 West 1st..... Mar. 15..... Tempe, Ariz.
 ARIZ 87, Iowa 73 West 2nd Mar. 17..... Tempe, Ariz.
 Kansas 83, ARIZ 80 RSF Mar. 22..... Denver, Colo.
 Iowa State 74, CAL 64 Southeast 1st... Mar. 14..... Dallas, Texas

STAN 66, Bradley 58 East 1st Mar. 14..... Providence, R.I.
 Massachusetts 79, STAN 74 East 2nd Mar. 16..... Providence, R.I.

Princeton 43, UCLA 41 Southeast 1st... Mar. 14..... Indianapolis, Ind.

UTAH 72, Canisius 43 Midwest 1st Mar. 14..... Dallas, Texas
 UTAH 73, Iowa State 67 Midwest 2nd Mar. 16..... Dallas, Texas
 Kentucky 101, UTAH 70 Midwest RSF ... Mar. 21... Minneapolis, Minn.
 (UTAH not a Conference member at time of game)

1996-97 (64 teams)

ARIZ 65, South Alabama 57 Southeast 1st... Mar. 13..... Memphis, Tenn.
 ARIZ 73, College of Charleston 69 Southeast 2nd . Mar. 15..... Memphis, Tenn.
 ARIZ 85, Kansas 82 RSF Mar. 21..... Birmingham, Ala.
 ARIZ 96, Providence 92 (OT) RF Mar. 23..... Birmingham, Ala.
 ARIZ 66, North Carolina 58 NSF Mar. 29..... Indianapolis, Ind.
 ARIZ 84, Kentucky 79 (OT) NC..... Mar. 31..... Indianapolis, Ind.

CAL 55, Princeton 52 East 1st Mar. 13 Winston-Salem, N.C.
 CAL 75, Villanova 68 East 2nd Mar. 15 Winston-Salem, N.C.
 North Carolina 63, CAL 57 RSF Mar. 21..... Syracuse, N.Y.

STAN 80, Oklahoma 67 West 1st..... Mar. 14..... Tucson, Ariz.
 STAN 72, Wake Forest 66 West 2nd Mar. 16..... Tucson, Ariz.
 Utah 82, STAN 77 (OT) RSF Mar. 20..... San Jose, Calif.

UCLA 109, Charleston Southern 75 Midwest 1st Mar. 13.. Auburn Hills, Mich.
 UCLA 96, Xavier 83 Midwest 2nd Mar. 15.. Auburn Hills, Mich.
 UCLA 74, Iowa State 73 (OT) RSF Mar. 20... San Antonio, Texas
 Minnesota 80, UCLA 72 RF Mar. 22... San Antonio, Texas

Illinois 90, USC 77 Southeast 1st... Mar. 14..... Charlotte, N.C.

COLO 80, Indiana 62 East 1st Mar. 14 Winston-Salem, N.C.
 North Carolina 73, COLO 56 East 2nd Mar. 16 Winston-Salem, N.C.
 (COLO not a Conference member at time of game)

UTAH 75, Navy 61 West 1st..... Mar. 14..... Tucson, Ariz.
 UTAH 77, UNC Charlotte 58 West 2nd Mar. 26..... Tucson, Ariz.
 UTAH 82, STAN 77 (OT) West RSF..... Mar. 20..... San Jose, Calif.
 Kentucky 72, UTAH 59 West RF Mar. 22..... San Jose, Calif.
 (UTAH not a Conference member at time of game)

1997-98 (64 teams)

ARIZ 99, Nicholls State 60 West 1st..... Mar. 12..... Sacramento, Calif.
 ARIZ 82, Illinois State 49 West 2nd Mar. 14... Sacramento, Calif.
 ARIZ 87, Maryland 79 RSF Mar. 19..... Anaheim, Calif.
 Utah 76, ARIZ 51 RF Mar. 21..... Anaheim, Calif.

STAN 67, College of Charleston 57 Midwest 1st Mar. 13..... Chicago, Ill.
 STAN 83, Western Michigan 65 Midwest 2nd Mar. 15..... Chicago, Ill.
 STAN 67, Purdue 59 RSF Mar. 20..... St. Louis, Mo.
 STAN 79, Rhode Island 77 RF Mar. 22..... St. Louis, Mo.
 Kentucky 86, STAN 85 (OT) NSF Mar. 28... San Antonio, Texas

UCLA 65, Miami, Fla. 62 South 1st Mar. 13..... Atlanta, Ga.
 UCLA 85, Michigan 82 South 2nd Mar. 15..... Atlanta, Ga.
 Kentucky 94, UCLA 68 RSF Mar. 20... St. Petersburg, Fla.

WASH 69, Xavier 68 East 1st Mar. 12..... Washington, D.C.
 WASH 81, Richmond 66 East 2nd Mar. 14..... Washington, D.C.
 Connecticut 75, WASH 74 RSF Mar. 19..... Greensboro, N.C.

UTAH 85, San Francisco 68 West 1st..... Mar. 12..... Boise, Idaho
 UTAH 75, Arkansas 69 West 2nd Mar. 14..... Boise, Idaho
 UTAH 65, West Virginia 62 West RSF Mar. 19..... Anaheim Calif.
 UTAH 76, ARIZ 51 West RF Mar. 21..... Anaheim, Calif.
 UTAH 65, North Carolina 59 NSF Mar. 28... San Antonio, Texas
 Kentucky 78, UTAH 69 NC..... Mar. 30... San Antonio, Texas
 (UTAH not a Conference member at time of game)

1998-99 (64 teams)

Oklahoma 61, ARIZ 60 Midwest 1st Mar. 12..... Milwaukee, Wis.

STAN 69, Alcorn State 57 West 1st..... Mar. 11..... Seattle, Wash.
 Gonzaga 82, STAN 74 West 2nd Mar. 13..... Seattle, Wash.

Detroit 56, UCLA 53 South 1st Mar. 11..... Indianapolis, Ind.

Miami (Ohio) 59, WASH 58 Midwest 1st Mar. 12..... New Orleans, La.

UTAH 80, Arkansas State 58 Midwest 1st Mar. 12..... New Orleans, La.
 Miami (Ohio) 66, UTAH 58 Midwest 2nd Mar. 14..... New Orleans, La.
 (UTAH not a Conference member at time of game)

1999-00 (64 teams)

ARIZ 71, Jackson State 47 West 1st..... Mar. 16.. Salt Lake City, Utah
 Wisconsin 66, ARIZ 59 West 2nd Mar. 18.. Salt Lake City, Utah

Seton Hall 72, ORE 71 East 1st Mar. 17..... Buffalo, New York

STAN 84, S. Carolina St. South 1st Mar. 17..... Birmingham, Ala.
 North Carolina 60, STAN 53 South 2nd Mar. 19..... Birmingham, Ala.

UCLA 65, Ball State 57 Midwest 1st Mar. 16... Minneapolis, Minn.
 UCLA 105, Maryland 70 Midwest 2nd Mar. 18... Minneapolis, Minn.
 Iowa State 80, UCLA 56 Midwest RSF ... Mar. 23.. Auburn Hills, Mich.

UTAH 48, Saint Louis 45 Midwest 1st Mar. 16..... Cleveland, Ohio
 Michigan State 73, UTAH 61 Midwest 2nd Mar. 17..... Cleveland, Ohio
 (UTAH not a Conference member at time of game)

2000-01 (64 teams)

ARIZ 101, Eastern Illinois 76 Midwest 1st Mar. 16..... Kansas City, Mo.
 ARIZ 73, Butler 52 Midwest 2nd Mar. 18..... Kansas City, Mo.
 ARIZ 66, Mississippi 56 Midwest RSF ... Mar. 23... San Antonio, Texas
 ARIZ 87, Illinois 81 Midwest RF Mar. 25... San Antonio, Texas
 ARIZ 80, Michigan State 61 NSF Mar. 31... Minneapolis, Minn.
 Duke 82, ARIZ 72 NC..... Apr. 2 Minneapolis, Minn.

Fresno State 82, CAL 70 South 1st Mar. 16..... Memphis, Tenn.

STAN 89, UNC Greensboro 60 West 1st..... Mar. 15..... San Diego, Calif.
 STAN 90, St. Joseph's 83 West 2nd Mar. 17..... San Diego, Calif.
 STAN 78, Cincinnati 65 West RSF Mar. 22..... Anaheim, Calif.
 Maryland 87, STAN 73 West RF Mar. 24..... Anaheim, Calif.

UCLA 61, Hofstra 48 East 1st Mar. 15..... Greensboro, N.C.
 UCLA 75, Utah State 50 East 2nd Mar. 17..... Greensboro, N.C.
 Duke 76, UCLA 63 East RSF Mar. 22..... Philadelphia, Pa.

USC 69, Oklahoma State 54 East 1st Mar. 15..... Uniondale, N.Y.
 USC 74, Boston College 71 East 2nd Mar. 17..... Uniondale, N.Y.
 USC 80, Kentucky 76 East RSF Mar. 22..... Philadelphia, Pa.
 Duke 79, USC 69 East RF Mar. 24..... Philadelphia, Pa.

2001-02 (64 teams)

ARIZ 86, UC Santa Barbara 81 1st Mar. 14... Albuquerque, N.M.
 ARIZ 68, Wyoming 60 2nd Mar. 16... Albuquerque, N.M.
 Oklahoma 88, ARIZ 67 West RSF Mar. 21..... San Jose, Calif.

CAL 82, Pennsylvania 75 1st Mar. 15..... Pittsburgh, Pa.
 Pittsburgh 63, CAL 50 2nd Mar. 17..... Pittsburgh, Pa.

ORE 81, Montana 62 1st Mar. 14... Sacramento, Calif.
 ORE 92, Wake Forest 87 2nd Mar. 16... Sacramento, Calif.
 ORE 72, Texas 70 Midwest RSF ... Mar. 22..... Madison, Wisc.
 Kansas 104, ORE 86 Midwest RF Mar. 23..... Madison, Wisc.

STAN 84, Western Kentucky 69 1st Mar. 14... Sacramento, Calif.
 Kansas 86, STAN 63 2nd Mar. 16... Sacramento, Calif.

UCLA 80, Mississippi 58 1st Mar. 15... Pittsburgh, Penn.
 UCLA 105, Cincinnati 101 (2OT) 2nd Mar. 17... Pittsburgh, Penn.
 Missouri 82, UCLA 73 West RSF Mar. 21..... San Jose, Calif.

UNC-Wilmington 93, USC 89 (OT) 1st Mar. 14... Sacramento, Calif.
 Indiana 75, UTAH 56 South 1st Mar. 14... Sacramento, Calif.
 (UTAH not a Conference member at time of game)

2002-03 (64 teams)

ARIZ 80, Vermont 511st..... Mar. 20.. Salt Lake City, Utah
 ARIZ 96, Gonzaga 95 (2OT).....2nd Mar. 22.. Salt Lake City, Utah
 ARIZ 88, Notre Dame 71..... West RSF..... Mar. 27..... Anaheim, Calif.
 Kansas 78, Arizona 75 West RF Mar. 29..... Anaheim, Calif.

ASU 84, Memphis 71.....1st..... Mar. 20 Oklahoma City, Okla.
 Kansas 108, ASU 76.....2nd Mar. 22 Oklahoma City, Okla.

CAL 76, North Carolina State 74 (OT) ..1st..... Mar. 20 Oklahoma City, Okla.
 Oklahoma 74, CAL 65.....2nd Mar. 22 Oklahoma City, Okla.

UTAH 60, ORE 58.....Midwest 1st Mar. 21..... Nashville, Tenn.

STAN 77, San Diego 69.....1st..... Mar. 20..... Spokane, Wash.
 Connecticut 85, STAN 74.....2nd Mar. 22..... Spokane, Wash.

Michigan State 79, COLO 641st..... Mar. Mar. 21 Tampa, Fla.

UTAH 60, ORE 58.....Midwest 1st Mar. 21..... Nashville, Tenn.
 Kentucky 74, UTAH 54Midwest 2nd Mar. 23..... Nashville, Tenn.
 (UTAH not a Conference member at time of game)

2003-04 (65 teams)

Seton Hall 80, ARIZ 761st..... Mar. 18..... Raleigh, N.C.

STAN 71, UT-San Antonio 451st..... Mar. 18..... Seattle, Wash.
 Alabama 70, STAN 67.....2nd Mar. 20..... Seattle, Wash.

UAB 102, WASH 100.....1st..... Mar. 19..... Columbus, Ohio

Boston College 58, UTAH 51.....1st..... Mar. 19..... St. Louis, Mo.
 (UTAH not a Conference member at time of game)

2004-05 (65 teams)

ARIZ 66, Utah State 53.....1st..... Mar. 17..... Boise, Idaho
 ARIZ 85, UAB 63.....2nd Mar. 19..... Boise, Idaho
 ARIZ 79, Oklahoma State 78.....RSF Mar. 24..... Chicago, Ill.
 Illinois 90, ARIZ 89 (OT).....RF Mar. 26..... Chicago, Ill.

Mississippi State 93, STAN 701st..... Mar. 18..... Charlotte, N.C.

Texas Tech 78, UCLA 661st..... Mar. 17..... Tucson, Ariz.

WASH 88, Montana 77.....1st..... Mar. 17..... Boise, Idaho
 WASH 97, Pacific 79.....2nd Mar. 19..... Boise, Idaho
 Louisville 93, WASH 79RSF Mar. 24...Albuquerque, N.M.

UTAH 60, UTEP 54.....1st..... Mar. 17..... Tucson, Ariz.
 UTAH 67, Oklahoma 582nd Mar. 19..... Tucson, Ariz.
 Kentucky 62, UTAH 52RSF Mar. 24..... Austin, Texas
 (UTAH not a Conference member at time of game)

2005-06 (65 teams)

ARIZ 94, Wisconsin 75.....1st..... Mar. 17..... Philadelphia, Pa.
 Villanova 82, ARIZ 78.....2nd Mar. 19..... Philadelphia, Pa.

North Carolina State 58, CAL 521st..... Mar. 17..... Dallas, Texas

UCLA 78, Belmont 441st..... Mar. 16..... San Diego, Calif.
 UCLA 62, Alabama 592nd Mar. 18..... San Diego, Calif.
 UCLA 73, Gonzaga 71.....RSF Mar. 23..... Oakland, Calif.
 UCLA 50, Memphis 45.....RF Mar. 25..... Oakland, Calif.
 UCLA 59, Louisiana State 45.....NSF Apr. 1 Indianapolis, Ind.
 Florida 73, UCLA 57NC..... Apr. 3 Indianapolis, Ind.

WASH 75, Utah State 611st..... Mar. 16..... San Diego, Calif.
 WASH 67, Illinois 642nd Mar. 18..... San Diego, Calif.
 Connecticut 98, WASH 92 (OT)RSF Mar. 24..... Washington, D.C.

2006-07 (65 teams)

Purdue 72, ARIZ 63.....1st..... Mar. 16..... New Orleans, La.

ORE 58, Miami (Ohio) 561st..... Mar. 16..... Spokane, Wash.
 ORE 75, Winthrop 612nd Mar. 18..... Spokane, Wash.
 ORE 76, UNLV 72RSF Mar. 23..... St. Louis, Mo.
 Florida 85, ORE 77RF Mar. 25..... St. Louis, Mo.

Louisville 78, STAN 581st..... Mar. 15..... Lexington, Ky.

UCLA 70, Weber State 421st..... Mar. 15..... Sacramento, Calif.
 UCLA 54, Indiana 492nd Mar. 17..... Sacramento, Calif.
 UCLA 64, Pittsburgh 55RSF Mar. 22..... San Jose, Calif.
 UCLA 68, Kansas 55.....RF Mar. 24..... San Jose, Calif.
 Florida 76, UCLA 66NSF Mar. 31..... Atlanta, Ga.

USC 77, Arkansas 60.....1st..... Mar. 16..... Spokane, Wash.
 USC 87, Texas 682nd Mar. 18..... Spokane, Wash.
 North Carolina 74, USC 64.....RSF Mar. 23 East Rutherford, N.J.

WSU 70, Oral Roberts 541st..... Mar. 15... Sacramento, Calif.
 Vanderbilt 78, WSU 74 (2OT).....2nd Mar. 17... Sacramento, Calif.

2007-08 (65 teams)

West Virginia 75, ARIZ 651st..... Mar. 20..... Washington, D.C.

Mississippi State 76, ORE 69.....1st..... Mar. 21..... Little Rock, Ark.

STAN 77, Cornell 531st..... Mar. 20..... Anaheim, Calif.
 STAN 82, Marquette 812nd Mar. 22..... Anaheim, Calif.
 Texas 82, STAN 62.....RSF Mar. 28..... Houston, Texas

UCLA 70, Mississippi Valley State 29...1st..... Mar. 20..... Anaheim, Calif.
 UCLA 51, Texas A&M 49.....2nd Mar. 22..... Anaheim, Calif.
 UCLA 88, Western Kentucky 27RSF Mar. 27..... Phoenix, Ariz.
 UCLA 76, Xavier 57.....RF Mar. 29..... Phoenix, Ariz.
 Memphis 78, UCLA 63.....NSF Apr. 5 San Antonio, Texas

Kansas State 80, USC 671st..... Mar. 20..... Omaha, Neb.

WSU 71, Winthrop 401st..... Mar. 20..... Denver, Colo.
 WSU 61, Notre Dame 41.....2nd Mar. 22..... Denver, Colo.
 North Carolina 68, WSU 47RSF Mar. 27..... Charlotte, N.C.

2008-09 (65 teams)

ARIZ 84, Utah 71.....1st..... Mar. 20..... Miami, Fla.
 ARIZ 71, Cleveland State 57.....2nd Mar. 22..... Miami, Fla.
 Louisville 103, ARIZ 64RSF Mar. 27..... Indianapolis, Ind.

ASU 66, Temple 57.....1st..... Mar. 20..... Miami, Fla.
 Syracuse 78, ASU 67.....2nd Mar. 22..... Miami, Fla.

Maryland 84, CAL 711st..... Mar. 19..... Kansas City, Mo.

UCLA 65, Virginia Commonwealth 64 ..1st..... Mar. 19..... Philadelphia, Pa.
 Villanova 89, UCLA 692nd Mar. 21..... Philadelphia, Pa.

USC 72, Boston College 551st..... Mar. 20...Minneapolis, Minn.
 Michigan State, 74, USC 692nd Mar. 22...Minneapolis, Minn.

WASH 71, Mississippi State 58.....1st..... Mar. 19..... Portland, Ore.
 Purdue 76, WASH 74.....2nd Mar. 21..... Portland, Ore.

ARIZ 84, UTAH 711st..... Mar. 20..... Miami, Fla.
 (UTAH not a Conference member at time of game)

2009-10 (65 teams)

CAL 77, Louisville 62.....1st..... Mar. 19..... Jacksonville, Fla.
 Duke 68, California 532nd Mar. 21..... Jacksonville, Fla.

WASH 80, Marquette 781st..... Mar. 18..... San Jose, Calif.
 WASH 82, New Mexico 642nd Mar. 20..... San Jose, Calif.
 West Virginia 69, WASH 56.....RSF Mar. 25..... Syracuse, N.Y.

2010-11 (68 teams)

ARIZ 77, Memphis 75.....2nd Mar. 18..... Tulsa, Okla.
 ARIZ 70, Texas 693rd Mar. 19..... Tulsa, Okla.
 ARIZ 93, Duke 77RSF Mar. 24..... Anaheim, Calif.
 Connecticut 65, ARIZ 63.....RF Mar. 26..... Anaheim, Calif.

UCLA 78, Michigan State 762nd Mar. 17..... Tampa, Fla.
 Florida 73, UCLA 653rd Mar. 19..... Tampa, Fla.

VCU 73, USC 651st..... Mar. 16..... Dayton, Ohio

WASH 68, Georgia 652nd Mar. 18..... Charlotte, N.C.
 North Carolina 86, WASH 833rd Mar. 20..... Charlotte, N.C.

2011-12 (68 teams)

South Florida 65, CAL 541st..... Mar. 14..... Dayton, Ohio

COLO 68, UNLV 642nd Mar. 15...Albuquerque, N.M.
 Baylor 80, COLO 633rd Mar. 17...Albuquerque, N.M.

**NCAA CHAMPIONS
 FROM THE PAC-12 (16)**

1938-39 Oregon
 1941-42 Stanford
 1943-44 Utah
 1958-59 California
 1963-64 UCLA
 1964-65 UCLA
 1966-67 UCLA
 1967-68 UCLA
 1968-69 UCLA
 1969-70 UCLA
 1970-71 UCLA
 1971-72 UCLA
 1972-73 UCLA
 1974-75 UCLA
 1994-95 UCLA
 1996-97 Arizona

YEAR	TEAM	W-L	FIN.	YEAR	TEAM	W-L	FIN.	YEAR	TEAM	W-L	FIN.	* - Record and finish later vacated
1938-39	ORE	3-0	1st	1978-79	UCLA	2-1		1997-98	ARIZ	3-1		
1939-40	USC	1-1	3rd tie		USC	1-1			STAN	4-1	3rd tie	
	COLO	0-2			UTAH	0-1			UCLA	2-1		
1940-41	WSU	2-1	2nd	1979-80	ASU	1-1			UTAH	5-1	2nd	
1941-42	COLO	1-1			OSU	0-1			WASH	2-1		
	STAN	3-0	1st		UCLA	5-1	2nd*	1998-99	ARIZ	0-1		
1942-43	WASH	0-2			WSU	0-1			STAN	1-1		
1943-44	UTAH	3-0	1st	1980-81	ASU	0-1			UCLA	0-1		
1944-45	ORE	1-1			OSU	0-1			UTAH	1-1		
	UTAH	0-2			UCLA	0-1			WASH	0-1		
1945-46	COLO	1-1			UTAH	1-1		1999-00	ARIZ	1-1		
	CAL	1-2	4th	1981-82	OSU	2-1			ORE	0-1		
1946-47	OSU	1-1			USC	0-1			STAN	1-1		
1947-48	WASH	1-1		1982-83	UCLA	0-1			UCLA	2-1		
1948-49	OSU	1-2	4th		UTAH	2-1			UTAH	1-1		
1949-50	UCLA	0-2			WSU	1-1		2000-01	ARIZ	5-1	2nd	
1950-51	ARIZ	0-1		1983-84	OSU	0-1			CAL	0-1		
	WASH	1-1			WASH	2-1			STAN	3-1		
1951-52	UCLA	0-2		1984-85	ARIZ	0-1			UCLA	2-1		
1952-53	WASH	3-1	3rd		OSU	0-1			USC	3-1		
1953-54	COLO	0-2			USC	0-1		2001-02	ARIZ	2-1		
	USC	2-2	4th		WASH	0-1			CAL	1-1		
1954-55	COLO	3-1		1985-86	ARIZ	0-1			ORE	3-1		
	OSU	1-1			UTAH	0-1			STAN	1-1		
	UTAH	1-1			WASH	0-1			UCLA	2-1		
1955-56	UCLA	1-1		1986-87	ARIZ	0-1			USC	0-1		
	UTAH	1-1			UCLA	1-1			UTAH	0-1		
1956-57	CAL	1-1		1987-88	ARIZ	4-1	3rd tie	2002-03	ARIZ	3-1		
1957-58	CAL	1-1			OSU	0-1			ASU	1-1		
1958-59	CAL	4-0	1st	1988-89	ARIZ	2-1			CAL	1-1		
	UTAH	0-2			OSU	0-1			COLO	0-1		
1959-60	CAL	4-1	2nd		STAN	0-1			ORE	0-1		
	ORE	2-1			UCLA	1-1			STAN	1-1		
	USC	0-1			ARIZ	1-1			UTAH	1-1		
	UTAH	2-1		1989-90	CAL	1-1		2003-04	ARIZ	0-1		
1960-61	ASU	2-1			OSU	0-1			STAN	1-1		
	ORE	0-1			UCLA	2-1			UTAH	0-1		
	USC	1-2		1990-91	ARIZ	2-1			WASH	0-1		
	UTAH	2-2	4th		ASU	1-1		2004-05	ARIZ	3-1		
1961-62	ASU	0-1			UCLA	0-1			STAN	0-1		
	COLO	1-1			USC	0-1			UCLA	0-1		
	OSU	2-1			UTAH	2-1			UTAH	2-1		
	UCLA	2-2	4th	1991-92	ARIZ	0-1			WASH	2-1		
1962-63	ASU	2-1			STAN	0-1		2005-06	ARIZ	1-1		
	COLO	1-1			UCLA	3-1			CAL	0-1		
	OSU	3-2	4th		USC	1-1			UCLA	5-1	2nd	
	UCLA	0-2		1992-93	ARIZ	0-1			WASH	2-1		
1963-64	ASU	0-1			CAL	2-1		2006-07	ARIZ	0-1		
	OSU	0-1			UCLA	1-1			ORE	3-1		
	UCLA	4-0	1st		UTAH	1-1			STAN	0-1		
1964-65	UCLA	4-0	1st	1993-94	ARIZ	4-1	3rd tie		UCLA	4-1	3rd tie	
1965-66	OSU	1-1			CAL	0-1			USC	2-1		
	UTAH	2-2	4th		UCLA	0-1			WSU	1-1		
1966-67	UCLA	4-0	1st		WSU	0-1		2007-08	ARIZ	0-1		
1967-68	UCLA	4-0	1st	1994-95	UCLA	6-0	1st		ORE	0-1		
1968-69	COLO	1-1			ASU	2-1			STAN	2-1		
	UCLA	4-0	1st		ARIZ	0-1			UCLA	4-1	3rd tie	
1969-70	UCLA	4-0	1st		ORE	0-1			USC	0-1		
1970-71	UCLA	4-0	1st		STAN	1-1			WSU	2-1		
1971-72	UCLA	4-0	1st		UTAH	1-1		2008-09	ARIZ	2-1		
1972-73	ASU	1-1		1995-96	ARIZ	2-1			ASU	1-1		
	UCLA	4-0	1st		STAN	1-1			CAL	0-1		
1973-74	UCLA	2-1	3rd		CAL	0-1*			UCLA	1-1		
1974-75	ASU	2-1			UCLA	0-1			USC	1-1		
	OSU	1-2			UTAH	2-1			UTAH	0-1		
	UCLA	5-0	1st	1996-97	ARIZ	6-0	1st		WASH	1-1		
1975-76	ARIZ	2-1			CAL	2-1		2009-10	CAL	1-1		
	UCLA	4-1	3rd		COLO	1-1			WASH	2-1		
	WASH	0-1			STAN	2-1		2010-11	ARIZ	3-1		
1976-77	ARIZ	0-1			UCLA	3-1			UCLA	1-1		
	UCLA	1-1			USC	0-1			USC	0-1		
	UTAH	1-1			UTAH	3-1			WASH	1-1		
1977-78	UCLA	1-1						2011-12	CAL	0-1		
	UTAH	1-1							COLO	1-1		

The Pac-12 has had considerable success in the National Invitation Tournament (NIT), as five current members have captured the NIT crown - Colorado (1940), Utah (1944), UCLA (1985), Stanford (1991 and 2012) and California (1999). Colorado also finished second in 1991, as did Utah in 1974. Meanwhile third-place finishes were turned in by Oregon in 1975 and 2004, Colorado in 1955, and Utah 1992. The league now stands at 75-70 (.517) in America's original postseason tourney. The records of all Pac-12 members in the NIT:



School (Seasons)	Yrs	W-L	PCT	1st	2nd	3rd	4th
Arizona (1946, 50-51, 12)	4	0-4	.000	0	0	0	0
Arizona State (1983, 90, 92-94, 98, 00, 02, 05, 08, 10)	11	5-11	.313	0	0	0	0
California (1986-87, 89, 99-00, 08, 11)	7	12-6	.667	1	0	0	0
Colorado (1938, 40, 91, 95, 99-00, 04, 06)	8	9-7	.563	1	1	0	0
Oregon (1975-77, 84, 88, 90, 97, 99, 04, 12)	10	13-11	.542	0	0	2	1
Oregon State (1979, 83, 87, 05)	4	3-4	.429	0	0	0	0
Stanford (1988, 90-91, 94, 06, 12)	6	12-4	.750	2	0	0	0
UCLA (1985-86)	2	5-1	.833	1	0	0	0
USC (1973, 93-94, 99)	4	2-4	.333	0	0	0	0
Utah (1944, 47, 49, 57-58, 70, 74, 87-88, 92, 01)	11	11-10	.524	1	0	1	0
Washington (1980, 82, 87, 96-97, 12)	6	6-6	.500	0	0	1	0
Washington State (1992, 95-96, 09, 11)	5	7-5	.500	0	0	1	0
TOTALS		85-73	.538	6	1	5	1

Note: Arizona (0-3), Colorado (9-7), and Utah (11-10) combined to post a 20-20 record while not Conference members. Thus, Pac-12 representatives' record in the NIT is now 55-50 (.524). Pac-12 members also combine for a 72-61 (.541) record in NIT games which did not match two Conference members.

YEARLY NIT RESULTS

(Pac-12 schools only – Field size in parenthesis)

1937-38

COLO 48, New York University 47Semi..... Mar. 14..... New York, N.Y.
 Temple 60, COLO 34.....Champ Mar. 16..... New York, N.Y.
 (COLO not Pac-12 member at time of game)

1939-40

COLO 52, DePaul 37Semi..... Mar. 13..... New York, N.Y.
 COLO 51, Duquesne 40Champ Mar. 14..... New York, N.Y.
 (COLO not Conference member at time of game)

1943-44

Kentucky 46, UTAH 381st..... Mar. 20..... New York, N.Y.
 (UTAH not Conference member at time of game)

1945-46 (8 teams)

Kentucky 77, ARIZ 531st..... n/a..... New York, N.Y.
 (ARIZ not Conference member at time of game)

1946-47 (12 teams)

UTAH 45, Duquesne 441st..... Mar. 17..... New York, N.Y.
 UTAH 64, West Virginia 62Semi..... Mar. 19..... New York, N.Y.
 UTAH 49, Kentucky 45Champ Mar. 24..... New York, N.Y.
 (UTAH not Conference member at time of game)

1948-49 (12 teams)

San Francisco 64, UTAH 631st..... Mar. 15..... New York, N.Y.
 (UTAH not Conference member at time of game)

1949-50 (12 teams)

LaSalle 72, ARIZ 661st..... n/a..... New York, N.Y.
 (ARIZ not Conference member at time of game)

1950-51 (12 teams)

Dayton 74, ARIZ 681st..... n/a..... New York, N.Y.
 (ARIZ not Conference member at time of game)

1956-57

Memphis State 77, UTAH 751st..... Mar. 16..... New York, N.Y.
 (UTAH not Conference member at time of game)

1957-58

St. John's 71, UTAH 701st..... Mar. 15..... New York, N.Y.
 (UTAH not Conference member at time of game)

1969-70 (16 teams)

UTAH 78, Duke 751st..... Mar. 14..... New York, N.Y.
 Marquette 83, UTAH 632nd Mar. 17..... New York, N.Y.
 (UTAH not Conference member at time of game)

1972-73 (16 teams)

Notre Dame 69, USC 651st..... n/a..... New York, N.Y.

1973-74 (16 teams)

UTAH 102, Rutgers 891st..... Mar. 17..... New York, N.Y.
 UTAH 92, Memphis 782nd Mar. 21..... New York, N.Y.
 UTAH 117, Boston College 93Semi..... Mar. 23..... New York, N.Y.
 Purdue 87, UTAH 81Champ Mar. 24..... New York, N.Y.
 (UTAH not Conference member at time of game)

1974-75 (16 teams)

ORE 85, St. Peter's 791st..... Mar. 16..... New York, N.Y.
 ORE 68, Oral Roberts 592nd Mar. 20..... New York, N.Y.
 Princeton 58, ORE 57Semi..... Mar. 22..... New York, N.Y.
 ORE 80, St. John's 78Consolation..... Mar. 23..... New York, N.Y.

1975-76 (16 teams)

N. Car.-Charlotte 79, ORE 721st..... n/a..... New York, N.Y.

1976-77 (16 teams)

ORE 90, Oral Roberts 891st..... n/a..... New York, N.Y.
 St. Bonaventure 76, ORE 732nd n/a..... New York, N.Y.

1978-79 (24 teams)

Nevada 62, OSU 61 (20T)1st..... n/a..... Corvallis, Ore.

1979-80 (32 teams)

Nevada-Las Vegas 93, WASH 731st..... Mar. 7..... Las Vegas, Nev.

1981-82 (32 teams)

WASH 66, Brigham Young 631st..... Mar. 10..... Provo, Utah
 Texas A&M 69, WASH 652nd Mar. 15..... Seattle, Wash.

1982-83 (32 teams)

OSU 77, Idaho 591st..... n/a..... Corvallis, Ore.
 OSU 88, New Orleans 712nd n/a..... Corvallis, Ore.
 Fresno State 76, OSU 67Semi..... n/a..... Corvallis, Ore.

ASU 87, Cal State Fullerton 831st..... n/a..... Tempe, Ariz.
 Texas Christian 78, ASU 762nd n/a..... Tempe, Ariz.

1983-84 (32 teams)

Santa Clara 66, ORE 531st..... Mar. 15..... Eugene, Ore.

1984-85 (32 teams)

UCLA 78, Montana 471st..... Mar. 13.... Los Angeles, Calif.
 UCLA 82, Nebraska 632nd Mar. 19.... Los Angeles, Calif.
 UCLA 53, Fresno State 433rd Mar. 23.... Los Angeles, Calif.
 UCLA 75, Louisville 66Semi..... Mar. 27..... New York, N.Y.
 UCLA 65, Indiana 62Champ. Mar. 29..... New York, N.Y.

1985-86 (32 teams)

Loyola Marymount 80, CAL 751st..... Mar. 13..... Berkeley, Calif.
 UC Irvine 80, UCLA 741st..... Mar. 13.... Los Angeles, Calif.

1986-87 (32 teams)

WASH 98, Montana St. 90 (OT)1st..... Mar. 11..... Bozeman, Mont.
 WASH 73, Boise State 682nd Mar. 16..... Seattle, Wash.
 Nebraska 81, WASH 763rd Mar. 21..... Lincoln, Neb.
 CAL 72, Cal St. Full. 68 (OT)1st..... Mar. 13..... Berkeley, Calif.
 CAL 65, OSU 622nd Mar. 17..... Corvallis, Ore.
 Arkansas-Little Rock 80, CAL 733rd Mar. 21..... Little Rock, Ark.

OSU 85, New Mexico 821st..... Mar. 11...Albuquerque, N.M.
 CAL 65, OSU 622nd Mar. 17..... Corvallis, Ore.

Boise State 62, UTAH 611st..... Mar. 11..... Boise, Idaho
 (UTAH not Conference member at time of game)

1987-88 (32 teams)

ORE 81, Santa Clara 651st..... Mar. 17..... Eugene, Ore.
 New Mexico 78, ORE 592nd Mar. 22...Albuquerque, N.M.
 STAN 80, Long Beach State 771st..... Mar. 17..... Stanford, Calif.
 Arkansas State 60, STAN 592nd Mar. 22..... Stanford, Calif.

Evansville 66, UTAH 551st..... Mar. 17..... Evansville, Ind.
 (UTAH not Conference member at time of game)

1988-89 (32 teams)

CAL 73, Hawaii 571st..... Mar. 16..... Berkeley, Calif.
 Connecticut 73, CAL 722nd Mar. 20..... Hartford, Conn.

1989-90 (32 teams)

Long Beach State 86, ASU 711st..... Mar. 16..... Tempe, Ariz.
 New Mexico 89, ORE 781st..... Mar. 16...Albuquerque, N.M.
 Hawaii 69, STAN 571st..... Mar. 15..... Honolulu, Hawaii

1990-91 (32 teams)

STAN 93, Houston 861st..... Mar. 13..... Stanford, Calif.
 STAN 80, Wisconsin 722nd Mar. 18..... Madison, Wis.
 STAN 78, Southern Illinois 683rd Mar. 21..... Carbondale, Ill.
 STAN 73, Massachusetts 71Semi..... Mar. 25..... New York, N.Y.
 STAN 78, Oklahoma 72Champ Mar. 27..... New York, N.Y.
 COLO 71, Michigan 641st..... Mar. 13..... Boulder, Colo.
 COLO 83, Wyoming 752nd Mar. 18..... Boulder, Colo.
 COLO 81, Arkansas State 753rd Mar. 21..... Boulder, Colo.
 Oklahoma 88, Colorado 78Semi..... Mar. 25..... New York, N.Y.
 COLO 98, Massachusetts 91Consolation Mar. 27..... New York, N.Y.
 (COLO not Conference member at time of game)

1991-92 (32 teams)

ASU 71, UC Santa Barbara 651st..... Mar. 19.Santa Barbara, Calif.
 Utah 60, ASU 582nd Mar. 24..... Tempe, Ariz.
 WSU 72, Minnesota 701st..... Mar. 18..... Pullman, Wash.
 New Mexico 79, WSU 712nd Mar. 23...Albuquerque, N.M.
 UTAH 72, Ball State 571st..... Mar. 19.. Salt Lake City, Utah
 UTAH 60, ASU 582nd Mar. 24..... Tempe, Ariz.
 UTAH 84, Rhode Island 723rd Mar. 27.. Salt Lake City, Utah
 Notre Dame 58, UTAH 55Semi..... Mar. 30..... New York, N.Y.
 UTAH 81, Florida 78Consolation Apr. 1 New York, N.Y.
 (UTAH not Conference member at time of game)

1992-93 (32 teams)

Georgetown 78, ASU 681st..... Mar. 18..... Tempe, Ariz.
 USC 90, Nevada-Las Vegas 741st..... Mar. 17..... Las Vegas, Nev.
 USC 71, Pepperdine 592nd Mar. 22.... Los Angeles, Calif.
 Minnesota 76, USC 583rd Mar. 24.. Bloomington, Minn.

1993-94 (32 teams)

Brigham Young 74, ASU 671st..... Mar. 17..... Provo, Utah
 Gonzaga 80, STAN 761st..... Mar. 17..... Stanford, Calif.
 Fresno State 79, USC 761st..... Mar. 16..... Fresno, Calif.

1994-95 (32 teams)

WSU 94, Texas Tech 821st..... Mar. 15..... Pullman, Wash.
 WSU 83, Illinois State 802nd Mar. 20..... Normal, Ill.
 Canisius 89, WSU 803rd Mar. 23..... Buffalo, N.Y.
 New Mexico State 98, COLO 831st..... Mar. 15..... Las Cruces, N.M.
 (COLO not Conference member at time of game)

1995-96 (32 teams)

Michigan State 64, WASH 501st..... Mar. 13.. East Lansing, Mich.
 WSU 92, Gonzaga 731st..... Mar. 14..... Pullman, Wash.
 Nebraska 82, WSU 732nd Mar. 19..... Lincoln, Neb.

1996-97 (32 teams)

Hawaii 71, ORE 611st..... Mar. 12..... Honolulu, Hawaii
 Nebraska 67, WASH 631st..... Mar. 12..... Lincoln, Neb.

1997-98 (32 teams)

Hawaii 90, ASU 731st..... Mar. 11..... Honolulu, Hawaii

1998-99 (32 teams)

CAL 79, Fresno State 711st..... Mar. 10..... Oakland, Calif.
 CAL 58, DePaul 572nd Mar. 16..... Chicago, Ill.
 CAL 71, Colorado State 623rd Mar. 18..... Oakland, Calif.
 CAL 85, ORE 69Semi..... Mar. 23..... New York, N.Y.
 CAL 61, Clemson 60Champ Mar. 25..... New York, N.Y.
 ORE 67, Georgia Tech 641st..... Mar. 10..... Eugene, Ore.
 ORE 93, Wyoming 722nd Mar. 15..... Eugene, Ore.
 ORE 77, Texas Christian 683rd Mar. 17..... Ft. Worth, Texas
 CAL 85, ORE 69Semi..... Mar. 23..... New York, N.Y.
 Xavier 106, ORE 75Consolation Mar. 25..... New York, N.Y.
 Wyoming 81, USC 771st..... Mar. 10..... Laramie, Wyo.

COLO 65, Pepperdine 611st..... Mar. 10..... Boulder, Colo.
 Colorado State 86, COLO 762nd Mar. 16..... Boulder, Colo.
 (COLO not Conference member at time of game)

1999-00 (32 teams)

CAL 70, Long Beach State 661st Mar. 15..... Oakland, Calif.
 CAL 60, Georgetown 492nd Mar. 21..... Oakland, Calif.
 Wake Forest 79, CAL 563rd Mar. 23 Winston-Salem, N.C.
 ASU 83, New Mexico State 771st..... Mar. 15 Tempe, Ariz.
 NC State 60, ASU 572nd Mar. 21..... Raleigh, N.C.

Southern Illinois 94, COLO 921st..... Mar. 16..... Boulder, Colo.
 (COLO not Conference member at time of game)

2000-01 (32 teams)

Memphis 71, UTAH 621st..... Mar. 13.. Salt Lake City, Utah
 (UTAH not Conference member at time of game)

2001-02 (32 teams)

UNLV 96, ASU 911st..... Mar. 12..... Las Vegas, Nev.

2003-04 (32 teams)

ORE 77, Colorado 72 (OT).....1st.....Mar. 17..... Eugene, Ore.
 ORE 68, George Mason 54.....2nd.....Mar. 23..... Eugene, Ore.
 ORE 65, Notre Dame 61.....3rd.....Mar. 25..... South Bend, Ind.
 Michigan 78, ORE 53.....Semi.....Mar. 30..... New York, N.Y.

ORE 77, COLO 72 (OT).....1st.....Mar. 17..... Eugene, Ore.
 (COLO not Conference member at time of game)

2004-05 (32 teams)

UNLV 89, ASU 78.....1st.....Mar. 17..... Las Vegas, Nev.

CS Fullerton 85, OSU 83 (OT).....1st.....Mar. 16..... Corvallis, Ore.

2005-06 (32 teams)

STAN 65, Virginia 49.....Opening Rd.....Mar. 14.....Stanford, Calif.
 Missouri State 76, STAN 67.....1st.....Mar. 17..... Springfield, Mo.

Old Dominion 79, COLO 61.....1st.....Mar. 15..... Boulder, Colo.
 (COLO not Conference member at time of game)

2007-08 (32 teams)

ASU 64, Alabama State 53.....1st.....Mar. 18..... Tempe, Ariz.
 ASU 65, Southern Illinois 51.....2nd.....Mar. 20..... Tempe, Ariz.
 Florida 70, ASU 57.....3rd.....Mar. 25..... Tempe, Ariz.

CAL 68, New Mexico 66.....1st.....Mar. 19..... Berkeley, Calif.
 Ohio State 73, CAL 56.....2nd.....Mar. 24..... Columbus, Ohio

2008-09 (32 teams)

Saint Mary's 68, WSU 57.....1st.....Mar. 17..... Moraga, Calif.

2009-10 (32 teams)

Jacksonville 67, ASU 66.....1st.....Mar. 16..... Tempe, Ariz.

2011-12 (32 teams)

Bucknell 65, ARIZ 54.....1st.....Mar. 13..... Tucson, Ariz.

ORE 96, LSU 76.....1st.....Mar. 13..... Eugene, Ore.
 ORE 108, Iowa 97.....2nd.....Mar. 18..... Eugene, Ore.
 WASH 90, ORE 86.....3rd.....Mar. 20..... Seattle, Wash.

STAN 76, Cleveland State 65.....1st.....Mar. 13.....Stanford, Calif.
 STAN 92, Illinois State 88.....2nd.....Mar. 19.....Stanford, Calif.
 STAN 84, Nevada 56.....3rd.....Mar. 21.....Stanford, Calif.
 STAN 74, Massachusetts.....Semi.....Mar. 28..... New York, N.Y.
 STAN 75, Minnesota 51.....Finals.....Mar. 30..... New York, N.Y.

WASH 82, Texas-Arlington 72.....1st.....Mar. 13..... Seattle, Wash.
 WASH 76, Northwestern 55.....2nd.....Mar. 16..... Seattle, Wash.
 WASH 90, ORE 86.....3rd.....Mar. 20..... Seattle, Wash.
 Minnesota 68, WASH 67 (OT).....Semi.....Mar. 28..... New York, N.Y.

PAC-12 IN THE NIT


YEAR	TEAM	W-L	FIN.	YEAR	TEAM	W-L	FIN.
1937-38	COLO	1-1	2nd	1994-95	COLO	0-1	
1939-40	COLO	2-0	1st		WSU	2-1	
1943-44	UTAH	0-1		1995-96	WASH	0-1	
1945-46	ARIZ	0-1			WSU	1-1	
1946-47	UTAH	3-0	1st	1996-97	ORE	0-1	
1948-49	UTAH	0-1			WASH	0-1	
1949-50	ARIZ	0-1		1997-98	ASU	0-1	
1950-51	ARIZ	0-1		1998-99	CAL	5-0	1st
1956-57	UTAH	0-1			COLO	1-1	
1957-58	UTAH	0-1			ORE	3-2	
1969-70	UTAH	1-1			USC	0-1	
1972-73	USC	0-1		1999-00	ASU	1-1	
1973-74	UTAH	3-1	2nd		CAL	2-1	
1974-75	ORE	3-1	3rd		COLO	1-1	
1975-76	ORE	0-1		2000-01	UTAH	0-1	
1976-77	ORE	1-1		2001-02	ASU	0-1	
1978-79	OSU	0-1		2003-04	COLO	0-1	
1979-80	WASH	0-1			ORE	3-1	3rd
1981-82	WASH	1-1		2004-05	ASU	0-1	
1982-83	ASU	1-1			OSU	0-1	
	OSU	2-1		2005-06	COLO	0-1	
1983-84	ORE	0-1			STAN	1-1	
1984-85	UCLA	5-0	1st	2007-08	ASU	2-1	
1985-86	CAL	0-1			CAL	1-1	
	UCLA	0-1		2008-09	WSU	0-1	
1986-87	CAL	2-1		2009-10	ASU	0-1	
	OSU	1-1		2011-12	ARIZ	0-1	
	UTAH	0-1			ORE	2-1	
	WASH	2-1			STAN	5-0	1st
1987-88	ORE	1-1			WASH	3-1	3rd
	STAN	1-1					
	UTAH	0-1					
1988-89	CAL	1-1					
1989-90	ASU	0-1					
	ORE	0-1					
	STAN	0-1					
1990-91	COLO	4-1	3rd				
	STAN	5-0	1st				
1991-92	ASU	1-1					
	UTAH	4-1	3rd				
	WSU	1-1					
1992-93	ASU	0-1					
	USC	2-1					
1993-94	ASU	0-1					
	STAN	0-1					
	USC	0-1					

NIT CHAMPIONS FROM THE PAC-12 (6)

1939-40	Colorado
1946-47	Utah
1984-85	UCLA
1990-91	Stanford
1998-99	California
2011-12	Stanford

College Basketball Invitational: The 16-team field was created for the 2007-08 season and in just the second year of its existence, Oregon State captured the postseason crown. The Pac-12 made it two-in-a-row as Oregon followed with a CBI title of its own in 2011. Washington State reached the championship round in 2012, marking the third time in the tournament's four-year existence that a Pac-12 team played for the CBI title.

School (Seasons)	Yrs	W-L	PCT	1st	2nd	3rd	4th
Oregon (2011)	1	5-1	.833	1	0	0	0
Oregon State (2009-10, 12)	3	7-3	.700	1	0	0	0
Stanford (2009)	1	2-1	.667	0	0	1	0
Washington (2008)	1	0-1	.000	0	0	0	0
Washington State (2012)	1	4-2	.667	0	1	0	0
TOTALS		7-4	.636	2	1	1	0





▶ Lew Alcindor (Kareem Abdul-Jabbar), UCLA

▶ Todd Lichti, Stanford




▶ Sean Elliott, Arizona



▶ Jason Kidd, California

▶ Mel Counts, Oregon State



PAC-12 CONFERENCE // STATISTICAL LEADERS & RECORDS

PAC12
CONFERENCE

SCORING OFFENSE

Year	Team	FG	3FG	FT	PTS	AVG
1959-60	USC	261	—	219	731	60.9
1960-61	USC	294	—	238	826	68.8
1961-62	UCLA	305	—	236	846	70.5
1962-63	UCLA	315	—	207	837	69.8
1963-64	UCLA	494	—	297	1285	85.7
1964-65	UCLA	409	—	278	1096	78.3
1965-66	UCLA	449	—	263	1161	82.9
1966-67	UCLA	449	—	227	1125	80.4
1967-68	UCLA	533	—	232	1298	92.7
1968-69	UCLA	461	—	244	1166	83.3
1969-70	UCLA	475	—	262	1212	86.6
1970-71	CAL	482	—	275	1239	88.5
1971-72	UCLA	526	—	232	1284	91.7
1972-73	UCLA	468	—	160	1096	78.3
1973-74	UCLA	441	—	187	1069	76.4
1974-75	USC	935	—	370	2240	86.2
1975-76	UCLA	1112	—	421	2645	82.7
1976-77	UCLA	1001	—	407	2409	83.1
1977-78	UCLA	954	—	479	2387	85.3
1978-79	UCLA	1053	—	462	2568	85.6
1979-80	UCLA	968	—	618	2554	79.8
1980-81	ASU	894	—	429	2217	79.2
1981-82	ORE	773	—	463	2009	74.4
1982-83	UCLA	956	—	415	2327	80.2
1983-84	STAN	824	—	663	2311	74.5
1984-85	UCLA	881	—	520	2282	69.2
1985-86	UCLA	878	—	418	2174	75.0
1986-87	UCLA	960	142	430	2492	77.9
1987-88	ARIZ	1147	254	686	3234	85.1
1988-89	ARIZ	988	185	627	2788	84.5
1989-90	UCLA	984	127	561	2656	80.5
1990-91	UCLA	1078	156	642	2954	92.3
1991-92	ARIZ	967	181	514	2629	84.8
1992-93	ASU	867	263	369	2366	84.5
1993-94	ARIZ	1108	279	629	3124	89.3
1994-95	UCLA	1079	118	613	2889	87.5
1995-96	ARIZ	973	222	525	2693	81.6
1996-97	ARIZ	1015	222	598	2850	83.8
1997-98	ARIZ	1146	269	616	3177	90.8
1998-99	ARIZ	820	143	600	2383	82.2
1999-00	ASU	924	162	529	2539	79.3
2000-01	STAN	834	252	671	2829	83.2
2001-02	ORE	1014	304	662	2994	85.5
2002-03	ARIZ	973	228	551	2725	85.2
2003-04	ARIZ	942	219	511	2614	87.1
2004-05	WASH	1102	257	565	3026	86.5
2005-06	WASH	982	220	522	2706	82.0
2006-07	ARIZ	846	172	553	2417	78.0
2007-08	ORE	858	279	455	2450	76.6
2008-09	WASH	977	146	650	2750	78.6
2009-10	WASH	1004	191	652	2851	79.2
2010-11	WASH	1061	305	480	2907	83.1
2011-12	OSU	995	221	630	2841	78.9

SCORING DEFENSE

Year	Team	FG	3FG	FT	PTS	AVG
1959-60	CAL	208	—	164	580	48.3
1960-61	CAL	261	—	178	700	58.3
1961-62	STAN	272	—	208	752	62.7
1962-63	WASH	243	—	235	721	60.1
1963-64	CAL	344	—	258	946	63.1
1964-65	OSU	284	—	273	841	60.1
1965-66	OSU	279	—	218	776	55.4
1966-67	UCLA	318	—	164	800	57.1
1967-68	UCLA	352	—	222	926	66.1
1968-69	UCLA	339	—	192	870	62.1
1969-70	OSU	351	—	226	928	66.4
1970-71	UCLA	377	—	164	918	65.6
1971-72	UCLA	372	—	192	936	66.9
1972-73	UCLA	362	—	85	809	57.8
1973-74	UCLA	345	—	128	818	58.4
1974-75	OSU	868	—	432	2168	69.9
1975-76	ORE	718	—	615	2051	68.4
1976-77	ORE	602	—	562	1766	60.9
1977-78	WSU	688	—	313	1689	62.6
1978-79	OSU	692	—	431	1815	64.8
1979-80	WSU	730	—	353	1813	64.8
1980-81	OSU	652	—	401	1705	60.9
1981-82	OSU	671	—	308	1650	55.0
1982-83	ORE	607	—	445	1659	61.4
1983-84	OSU	664	—	290	1618	55.8
1984-85	OSU	702	—	384	1788	57.7
1985-86	OSU	658	—	344	1660	61.5
1986-87	OSU	710	78	412	1910	63.7
1987-88	OSU	735	123	359	1963	63.0
1988-89	STAN	771	145	457	2144	65.0
1989-90	STAN	722	118	348	1910	63.7
1990-91	WASH	681	132	401	1895	67.7
1991-92	WASH	713	176	359	1963	67.7
1992-93	WSU	616	106	424	1762	65.3
1993-94	WSU	767	175	429	2138	69.0
1994-95	ASU	859	137	476	2331	70.0
1995-96	STAN	713	144	364	1934	66.7
1996-97	CAL	779	196	417	2171	67.8
1997-98	STAN	854	210	472	2390	68.3
1998-99	STAN	719	166	402	2006	60.8
1999-00	STAN	667	164	352	1850	59.7
2000-01	OSU	691	182	349	1913	63.8
2001-02	OSU	706	182	334	1928	66.5
2002-03	STAN	782	188	478	2230	67.6
2003-04	WSU	622	144	342	1730	59.7
2004-05	WSU	557	131	349	1594	56.9
2005-06	WSU	560	136	360	1616	57.7
2006-07	WSU	709	202	404	2024	59.5
2007-08	WSU	717	186	355	1975	56.4
2008-09	WSU	626	193	384	1829	55.4
2009-10	USC	591	149	384	1715	57.2
2010-11	USC	741	191	458	2131	62.7
2011-12	USC	686	160	378	1910	59.7

SCORING MARGIN

Year	Team	DIFF
1959-60	CAL	+12.3
1960-61	USC	+ 4.7
1961-62	UCLA	+ 6.5
1962-63	UCLA	+ 6.3
1963-64	UCLA	+18.4
1964-65	UCLA	+15.5
1965-66	UCLA	+15.5
1966-67	UCLA	+23.2
1967-68	UCLA	+26.6
1968-69	UCLA	+21.2
1969-70	UCLA	+12.2
1970-71	UCLA	+13.3
1971-72	UCLA	+24.9
1972-73	UCLA	+20.5
1973-74	UCLA	+18.0
1974-75	UCLA	+12.5
1975-76	WASH	+11.4
1976-77	UCLA	+12.7
1977-78	UCLA	+17.9•
1978-79	UCLA	+12.2
1979-80	OSU	+10.6
1980-81	OSU	+15.7
1981-82	OSU	+14.6•
1982-83	UCLA	+ 9.5
1983-84	STAN	+ 6.2
1984-85	ARIZ	+ 8.2
1985-86	ARIZ	+ 6.5
1986-87	ARIZ	+ 6.8
1987-88	ARIZ	+ 20.9
1988-89	ARIZ	+ 17.6
1989-90	ARIZ	+12.0
1990-91	ARIZ	+14.6
1991-92	ARIZ	+16.0
1992-93	ARIZ	+12.2
1993-94	ARIZ	+14.9
1994-95	UCLA	+13.7
1995-96	ARIZ	+9.3
1996-97	STAN	+11.9
1997-98	ARIZ	+16.2
1998-99	STAN	+12.7
1999-00	STAN	+19.3
2000-01	STAN	+17.7
2001-02	ORE	+13.0
2002-03	ARIZ	+14.5
2003-04	ARIZ	+13.1
2004-05	WASH	+12.3
2005-06	WASH	+12.1
2006-07	UCLA	+11.4
2007-08	UCLA	+14.5
2008-09	UCLA	+11.5
2009-10	WASH	+9.2
2010-11	WASH	+12.4
2011-12	CAL	+9.3

• - Led NCAA
All statistics based on Conference games only prior to 1974-75.

FIELD GOAL PERCENTAGE

Year	Team	FG-FGA	PCT
1959-60	WASH	212-510	.417
1960-61	WASH	264-587	.450
1961-62	UCLA	305-708	.431
1962-63	WASH	245-603	.406
1963-64	UCLA	494-1113	.444
1964-65	OSU	304-695	.437
1965-66	OSU	298-666	.447
1966-67	UCLA	449-845	.531
1967-68	OSU	352-681	.517
1968-69	UCLA	461-860	.536
1969-70	UCLA	475-974	.488
1970-71	ORE	416-905	.460
1971-72	UCLA	526-1047	.502
1972-73	UCLA	468-937	.499
1973-74	UCLA	441-877	.503
1974-75	OSU	948-1938	.489
1975-76	OSU	839-1594	.526
1976-77	UCLA	1001-1994	.502
1977-78	UCLA	954-1883	.520
1978-79	UCLA	1053-1897	.555
1979-80	OSU	943-1732	.544
1980-81	OSU	862-1528	.564
1981-82	OSU	810-1518	.534
1982-83	STAN	752-1373	.548
1983-84	STAN	824-1574	.524
1984-85	OSU	759-1445	.525
1985-86	UCLA	878-1749	.502
1986-87	UCLA	960-1899	.506
1987-88	ARIZ	1147-2106	.545
1988-89	STAN	907-1739	.522
1989-90	ARIZ	879-1754	.501
1990-91	UCLA	1078-2085	.517
1991-92	ARIZ	967-1921	.503
1992-93	UCLA	985-1960	.503
1993-94	ARIZ	1108-2288	.484
1994-95	WSU	902-1743	.517
1995-96	UCLA	897-1698	.528
1996-97	UCLA	932-1791	.520
1997-98	UCLA	985-2011	.490
1998-99	WASH	749-1571	.477
1999-00	UCLA	952-1984	.480
2000-01	STAN	953-1865	.511
2001-02	ORE	1014-2082	.487
2002-03	ASU	886-1838	.482
2003-04	ARIZ	942-1938	.486
2004-05	WASH	1102-2271	.485
2005-06	UCLA	939-1987	.473
2006-07	ARIZ	846-1770	.478
2007-08	ORE	858-1788	.479
2008-09	UCLA	967-1973	.490
2009-10	CAL	966-2028	.476
2010-11	ARIZ	969-2064	.46948
2011-12	CAL	893-1878	.476

DEFENSIVE FG PERCENTAGE

Year	Team	FG-FGA	PCT
1982-83	ORE	607-1292	.470
1983-84	WASH	646-1480	.436
1984-85	WASH	687-1590	.432
1985-86	ORE	720-1573	.458
1986-87	UCLA	838-1947	.430
1987-88	ARIZ	925-2160	.428
1988-89	ARIZ	869-2018	.431
1989-90	ARIZ	780-1990	.392
1990-91	ARIZ	903-2272	.397
1991-92	ARIZ	773-1887	.410
1992-93	ARIZ	710-1776	.400
1993-94	CAL	754-1848	.408
1994-95	UCLA	864-2119	.408
1995-96	UCLA	788-1908	.413
1996-97	CAL	779-1898	.410
1997-98	STAN	854-2052	.416
1998-99	STAN	719-1894	.380
1999-00	STAN	667-1893	.352
2000-01	ARIZ	862-2174	.397
2001-02	CAL	729-1743	.418
2002-03	STAN	782-1922	.407
2003-04	STAN	671-1745	.385
2004-05	WSU	557-1369	.407
2005-06	WSU	560-1438	.389
2006-07	USC	849-2178	.390
2007-08	USC	763-1935	.394
2008-09	WSU	626-1616	.387
2009-10	USC	591-1540	.384
2010-11	WSU	814-2040	.399
2011-12	COLO	812-2009	.404

THREE PT FG PERCENTAGE

Year	Team	3P-3PA	PCT
1986-87	STAN	84-196	.429
1987-88	ARIZ	254-526	.483
1988-89	ASU	144-335	.430
1989-90	ORE	139-347	.401
1990-91	STAN	145-371	.391
1991-92	STAN	129-323	.399
1992-93	WSU	195-483	.404
1993-94	WSU	221-598	.370
1994-95	ARIZ	245-593	.413
1995-96	WSU	181-464	.390
1996-97	WSU	193-486	.397
1997-98	STAN	262-642	.408
1998-99	WSU	202-545	.371
1999-00	STAN	245-613	.400
2000-01	STAN	252-587	.429
2001-02	ORE	304-721	.422
2002-03	ORE	291-753	.386
2003-04	ORE	280-708	.395
2004-05	ARIZ	253-630	.402
2005-06	ASU	158-418	.378
2006-07	USC	207-523	.396
2007-08	ORE	279-711	.392
2008-09	CAL	210-492	.427
2009-10	CAL	228-609	.374
2010-11	ARIZ	296-745	.397
2011-12	STAN	252-665	.379

FREE THROW PERCENTAGE

Year	Team	FT-FTA	PCT
1959-60	UCLA	248-360	.690
1960-61	USC	238-316	.753
1961-62	WASH	229-326	.702
1962-63	WASH	187-266	.703
1963-64	STAN	249-340	.732
1964-65	USC	266-374	.711
1965-66	OSU	241-328	.735
1966-67	ORE	247-331	.746
1967-68	OSU	238-326	.730
1968-69	OSU	212-312	.679
1969-70	WSU	223-321	.695
1970-71	USC	261-366	.713
1971-72	OSU	237-321	.738
1972-73	OSU	191-251	.761
1973-74	UCLA	187-254	.736
1974-75	OSU	395-557	.709
1975-76	USC	385-508	.758
1976-77	OSU	355-478	.743
1977-78	UCLA	479-665	.720
1978-79	UCLA	462-611	.756
1979-80	WSU	494-683	.720
1980-81	STAN	484-648	.747
1981-82	STAN	461-633	.728
1982-83	STAN	617-839	.735
1983-84	OSU	450-620	.726
1984-85	STAN	533-737	.723
1985-86	UCLA	418-575	.727
1986-87	ASU	408-547	.746
1987-88	ARIZ	686*-932	.736
1988-89	ARIZ	627-846	.741
1989-90	WASH	408-551	.740
1990-91	OSU	385-520	.740
1991-92	WSU	554-729	.760
1992-93	WASH	386-530	.728
1993-94	ARIZ	629-884	.712
1994-95	STAN	603-827	.729
1995-96	STAN	558-736	.758
1996-97	STAN	561-752	.746
1997-98	ASU	493-661	.746
1998-99	ARIZ	600-845	.710
1999-00	ORE	481-646	.745
2000-01	ARIZ	703-940	.748
2001-02	ORE	662-861	.769
2002-03	ORE	530-685	.774
2003-04	ARIZ	511-650	.786
2004-05	ARIZ	541-697	.776
2005-06	STAN	500-655	.763
2006-07	CAL	400-520	.769
2007-08	CAL	533-687	.776
2008-09	WSU	343-446	.769
2009-10	CAL	543-717	.757
2010-11	ARIZ	671-899	.746
2011-12	CAL	477-641	.744

• - Led NCAA
All statistics based on Conference games only prior to 1974-75.

PAC-12 YEARLY LEADERS - TEAM



REBOUNDING

Year	Team	G	REB	PCT
1961-62	UCLA	12	572	.521
1962-63	UCLA	12	613	.538
1963-64	UCLA	15	807	.547
1964-65	USC	14	660	.544
1965-66	UCLA	14	718	.545
1966-67	UCLA	14	578	.564
1967-68	UCLA	14	708	.506
1968-69	UCLA	14	635	.579
1969-70	UCLA	14	664	.548
1970-71	UCLA	14	691	.555
1971-72	UCLA	14	756	.585
1972-73	UCLA	14	667	.583
1973-74	UCLA	14	590	.574
**				AVG
1974-75	WASH	26	1278	49.2
1975-76	UCLA	32	1379	43.1
1976-77	UCLA	29	1229	42.4
1977-78	UCLA	28	1147	41.0
1978-79	ASU	30	1290	43.0
1979-80	ASU	29	1193	41.1
1980-81	ASU	28	1145	40.9
1981-82	ORE	27	1037	38.4
1982-83	WASH	31	1192	38.5
1983-84	ASU	28	1034	36.9
1984-85	UCLA	33	1132	34.3
	WASH	32	1098	34.3
1985-86	WASH	31	1147	37.0
1986-87	WASH	35	1302	37.2
1987-88	UCLA	30	1106	36.9
1988-89	USC	32	1231	38.5
1989-90	UCLA	33	1285	38.9
1990-91	ARIZ	35	1422	40.6
1991-92	ARIZ	31	1250	40.3
1992-93	ARIZ	28	1208	43.1
1993-94	UCLA	28	1230	43.9
1994-95	ARIZ	31	1285	41.5
1995-96	ORE	29	1108	38.2
1996-97	ARIZ	34	1376	40.5
1997-98	STAN	35	1444	41.3
1998-99	ARIZ	29	1207	41.6
1999-00	STAN	31	1309	42.2
2000-01	ARIZ	36	1433	39.8
2001-02	STAN	30	1254	41.8
2002-03	ARIZ	32	1374	42.9
2003-04	ARIZ	30	1177	39.2
2004-05	WASH	35	1305	37.3
2005-06	WASH	33	1232	37.3
2006-07	STAN	31	1193	38.5
2007-08	STAN	36	1409	39.1
2008-09	WASH	35	1437	41.1
2009-10	WASH	36	1364	37.9
2010-11	WASH	35	1367	39.1
2011-12	WASH	35	1404	40.1

** Rebounding based on percentage prior to 1974-75.

REBOUNDING MARGIN

Year	Team	DIFF
1961-62	UCLA	+ 3.8
1962-63	UCLA	+ 7.2
1963-64	UCLA	+ 9.3
1964-65	UCLA	+ 8.2
	USC	+ 8.2
1965-66	UCLA	+ 8.5
1966-67	UCLA	+ 9.4
1967-68	UCLA	+ 9.9
1968-69	UCLA	+12.4
1969-70	UCLA	+ 8.4
1970-71	(unavailable)	
1971-72	UCLA	+15.6
1972-73	UCLA	+13.6
1973-74	UCLA	+10.9
1974-75	ORE	+ 6.1
1975-76	WASH	+ 5.1
1976-77	UCLA	+ 4.7
1977-78	UCLA	+ 7.2
1978-79	ASU	+ 4.4
1979-80	UCLA	+ 5.7
1980-81	ASU	+ 5.2
1981-82	UCLA	+ 6.0
1982-83	ASU	+ 4.1
1983-84	WASH	+ 2.5
1984-85	WASH	+ 7.4
1985-86	WASH	+ 3.9
1986-87	WASH	+ 4.7
1987-88	STAN	+ 6.4
1988-89	STAN	+ 7.1
1989-90	STAN	+6.2
1990-91	STAN	+8.5
1991-92	ARIZ	+7.3
1992-93	ARIZ	+8.9
1993-94	UCLA	+7.6
1994-95	UCLA	+4.4
1995-96	UCLA	+6.0
1996-97	STAN	+6.4
1997-98	STAN	+9.3
1998-99	ARIZ	+8.1
1999-00	STAN	+9.7
2000-01	STAN	+7.4
2001-02	STAN	+8.5
2002-03	ARIZ	+6.4
2003-04	STAN	+6.8
2004-05	ARIZ	+4.1
2005-06	WASH	+5.9
2006-07	WASH	+9.0
2007-08	UCLA	+8.2
2008-09	WASH	+8.2
2009-10	WASH	+3.6
2010-11	UCLA	+4.6
2011-12	WASH	+5.2

TURNOVER MARGIN

Year	Team	DIFF
1982-83	OSU	+3.6
1983-84	CAL	+2.1
1984-85	OSU	+1.8
1985-86	OSU	+1.8
	ASU	+1.8
1986-87	OSU	+3.8
1987-88	OSU	+7.7
1988-89	OSU	+8.3
1989-90	OSU	+7.3
1990-91	WSU	+3.6
1991-92	WSU	+2.8
	USC	+2.8
1992-93	ASU	+8.8
1993-94	STAN	+3.0
1994-95	ASU	+4.4
1995-96	ASU	+2.4
1996-97	ASU	+5.2
1997-98	ARIZ	+5.6
1998-99	CAL	+4.6
1999-00	ASU	+4.0
2000-01	CAL	+2.6
2001-02	USC	+5.1
2002-03	USC	+3.4
2003-04	OSU	+2.7
2004-05	WASH	+3.7
2005-06	ARIZ	+5.8
2006-07	WSU	+3.5
2007-08	WSU	+2.9
2008-09	UCLA	+3.1
2009-10	WASH	+3.3
2010-11	ORE	+3.2
2011-12	USC	+4.4

ASSISTS

Year	Team	ASTS	AVG
1978-79	OSU	571	19.71
1979-80	OSU	651	21.70
1980-81	ASU	513	18.32
1981-82	OSU	493	16.43
1982-83	OSU	525	16.94
1983-84	ORE	440	15.17
1984-85	OSU	501	16.16
1985-86	WASH	516	16.65
1986-87	OSU	514	17.13
1987-88	OSU	573	18.50
1988-89	OSU	579	19.30
1989-90	OSU	538	18.60
1990-91	UCLA	634	19.80
1991-92	UCLA	605	18.30
1992-93	ASU	512	18.30
1993-94	UCLA	495	17.70
1994-95	UCLA	653	19.80
1995-96	ARIZ	589	17.80
1996-97	STAN	534	17.80
1997-98	ASU	639	19.97
1998-99	ASU	512	17.07
1999-00	USC	518	17.27
2000-01	STAN	566	16.65
2001-02	ORE	580	16.57
2002-03	ARIZ	569	17.78
2003-04	ARIZ	560	18.67
2004-05	WASH	660	18.86
2005-06	WASH	529	16.03
2006-07	ARIZ	511	16.48
2007-08	ARIZ	526	15.47
2008-09	ASU	544	15.54
2009-10	UCLA	489	15.28
2010-11	WASH	593	16.94
2011-12	CAL	540	15.88

STEALS

Year	Team	STLS	AVG
1978-79	OSU	293	10.46
1979-80	OSU	274	9.13
1980-81	ASU	245	8.75
1981-82	OSU	246	8.20
1982-83	STAN	206	7.36
1983-84	STAN	239	7.71
1984-85	STAN	238	8.50
1985-86	STAN	246	8.20
1986-87	OSU	227	7.57
1987-88	OSU	288	9.29
1988-89	OSU	320	10.67
1989-90	OSU	277	9.55
1990-91	WSU	229	8.18
1991-92	UCLA	258	7.82
1992-93	ASU	337	12.04
1993-94	OSU	235	8.70
1994-95	ASU	345	10.45
1995-96	WASH	269	9.61
1996-97	ARIZ	358	10.53
1997-98	ARIZ	352	10.06
1998-99	OSU	308	9.94
1999-00	USC	275	9.17
2000-01	ARIZ	283	7.86
2001-02	USC	287	8.97
2002-03	USC	276	9.20
2003-04	USC	249	8.89
2004-05	USC	240	8.28
2005-06	ARIZ	322	9.76
2006-07	OSU	246	7.69
2007-08	UCLA	285	7.311
2008-09	UCLA	292	8.34
2009-10	OSU	262	8.16
2010-11	OSU	293	9.45
2011-12	OSU	328	9.11

BLOCKED SHOTS

Year	Team	BLKS	AVG
1978-79	ASU	165	5.50
1979-80	ASU	163	5.62
1980-81	ASU	144	5.14
1981-82	ASU	92	3.41
1982-83	UCLA	92	3.17
1983-84	UCLA	97	3.46
1984-85	ASU	106	3.79
1985-86	USC	127	4.54
1986-87	ARIZ	120	4.00
1987-88	ARIZ	173	4.55
1988-89	ARIZ	145	4.39
1989-90	ARIZ	185	5.78
1990-91	ARIZ	183	5.23
1991-92	ARIZ	120	3.87
1992-93	UCLA	177	5.36
1993-94	UCLA	119	4.25
1994-95	ASU	165	5.00
1995-96	UCLA	162	5.23
1996-97	ASU	172	5.73
1997-98	USC	122	4.36
1998-99	USC	124	4.43
1999-00	ARIZ	192	5.65
2000-01	USC	151	4.44
2001-02	WASH	139	4.79
2002-03	ASU	139	4.34
2003-04	ARIZ	135	4.50
2004-05	OSU	126	3.94
2005-06	OSU	147	4.74
2006-07	STAN	184	5.94
2007-08	STAN	187	5.19
2008-09	USC	165	4.71
2009-10	WSU	140	4.52
2010-11	UCLA	199	5.85
2011-12	UCLA	153	4.64

• - Led NCAA
All statistics based on Conference games only prior to 1974-75.

SCORING

YEAR	PLAYER	G	PTS	AVG
1927-28	S: Vern Corbin, CAL	—	100	—
1928-29	S: Vern Corbin, CAL	—	90	—
1929-30	N: Harold Stowell, Idaho	16	171	10.7
	S: Kent Pursell, CAL	—	84	—
1930-31	N: Huntley Gordon, WSU	16	171	10.7
	S: Jack Read, CAL	—	72	—
1931-32	N: Huntley Gordon, WSU	16	135	8.4
	S: Jerry Nemer, USC	—	132	—
1932-33	N: Ed Lewis, OSU	16	173	10.8
	S: Hal Eifert, CAL	11	131	11.9
1933-34	N: Bob Galer, WASH	16	176	11.0
	S: Lee Guttero, USC	12	140	11.7
1934-35	N: Bob Galer, WASH	16	152	9.5
	S: Lee Guttero, USC	12	186	15.5
1935-36	N: Wally Palmberg, OSU	16	187	11.7
	S: Hank Luisetti, STAN	12	172	14.3
1936-37	N: Ivar Nelson, WSU	16	156	9.8
	S: Hank Luisetti, STAN	12	208	17.3
1937-38	N: Laddie Gale, ORE	20	249	12.5
	S: Hank Luisetti, STAN	12	232	19.3
1938-39	N: Laddie Gale, ORE	16	186	11.6
	S: Ralph Vaughn, USC	12	180	15.0
1939-40	N: John Dick, ORE	16	183	11.4
	S: Jackie Robinson, UCLA	12	148	12.3
1940-41	N: Vic Townsend, ORE	16	174	10.9
	S: Jackie Robinson, UCLA	12	133	11.1
1941-42	N: Ray Turner, Idaho	16	192	12.0
	S: Ernie Handlesman, UCLA	12	134	11.2
1942-43	N: Gale Bishop, WSU	16	224	14.0
	S: Gene Rock, USC	8	107	13.4
1943-44	N: Bob Hamilton, ORE	16	172	10.8
	S: Dick West, UCLA	6	48	8.0
1944-45	N: Vince Hanson, WSU	16	253	15.8
	S: Jack Nichols, USC	4	48	12.0
1945-46	N: Red Rocha, OSU	16	194	12.1
	S: Andy Wolfe, CAL	12	177	14.8
1946-47	N: Red Rocha, OSU	16	215	13.4
	S: Don Barksdale, UCLA	12	198	16.5
1947-48	N: Jack Nichols, WASH	16	265	16.6
	S: Chuck Hanger, CAL	12	170	14.2
1948-49	N: Roger Wiley, ORE	16	235	14.7
	S: Bill Sharman, USC	12	203	16.9
1949-50	N: Gene Conley, WSU	16	220	13.8
	S: Bill Sharman, USC	12	238	19.8
1950-51	N: Bob Houbregs, WASH	16	198	12.4
	S: Dick Ridgeway, UCLA	12	217	18.1
1951-52	N: Bob Houbregs, WASH	13	251	19.3
	S: Ed Tucker, STAN	12	184	15.3
1952-53	N: Bob Houbregs, WASH	16	406	25.4
	S: Bob McKeen, CAL	12	234	19.5
1953-54	N: Swede Halbrook, OSU	16	333	20.8
	S: Russ Lawler, STAN	12	210	17.5
1954-55	N: Jim Loscutoff, ORE	16	314	19.6
	S: Bob McKeen, CAL	12	267	22.3
1955-56	Willie Naulls, UCLA	16	378	23.6
1956-57	Dave Gambie, OSU	16	353	22.1
1957-58	Gary Simmons, Idaho	16	346	21.6
1958-59	Walt Torrence, UCLA	16	344	21.5
1959-60	Bill Hanson, WASH	12	189	17.2
1960-61	John Rudometkin, USC	10	248	24.8
1961-62	John Rudometkin, USC	12	273	22.8
1962-63	Gordon Martin, USC	12	260	21.7
1963-64	Gail Goodrich, UCLA	15	326	21.7
1964-65	Jim Jarvis, USC	14	320	22.9
1965-66	John Block, USC	14	385	27.5
1966-67	Lew Alcindor, UCLA	14	384	27.4
1967-68	Lew Alcindor, UCLA	13	357	27.5
1968-69	Lew Alcindor, UCLA	14	309	22.1
1969-70	Stan Love, ORE	14	296	20.8
1970-71	Stan Love, ORE	14	382	27.3
1971-72	Bill Walton, UCLA	14	334	23.9
1972-73	Louie Nelson, WASH	14	307	21.9
1973-74	Ron Lee, ORE	14	269	19.2
1974-75	Steve Puidokas, WSU	25	559	22.4
1975-76	Richard Washington, UCLA	32	644	20.1
1976-77	Greg Ballard, ORE	29	629	21.7
1977-78	Cliff Robinson, USC	24	442	18.4
1978-79	David Greenwood, UCLA	30	596	19.9
1979-80	Don Collins, WSU	28	647	23.1

YEAR	PLAYER	G	PTS	AVG
1980-81	Steve Johnson, OSU	28	589	21.0
1981-82	Mark McNamara, CAL	27	593	22.0
1982-83	Byron Scott, ASU	33	713	21.6
1983-84	Keith Jones, STAN	31	619	20.0
1984-85	A.C. Green, OSU	31	591	19.1
1985-86	Reggie Miller, UCLA	29	750	25.9
1986-87	Jose Ortiz, OSU	30	668	22.3
1987-88	Anthony Taylor, ORE	26	555	21.3
1988-89	Sean Elliott, ARIZ	33	735	22.3
1989-90	Gary Payton, OSU	29	746	25.7
1990-91	Terrell Brandon, ORE	28	745	26.6
1991-92	Harold Miner, USC	30	789	26.3
1992-93	Chris Mills, ARIZ	28	570	20.4
1993-94	Lamond Murray, CAL	30	729	24.3
1994-95	Damon Stoudamire, ARIZ	30	684	22.8
1995-96	Shareef Abdur-Rahim, CAL	28	590	21.1
1996-97	Ed Gray, CAL	26	644	24.8
1997-98	Jeremy Veal, ASU	32	666	20.8
1998-99	Jason Terry, ARIZ	29	635	21.9
1999-00	Eddie House, ASU	32	736	23.0
2000-01	Sean Lampley, CAL	31	605	19.5
2001-02	Casey Jacobsen, STAN	30	658	21.9
2002-03	Joe Shipp, CAL	31	632	20.4
2003-04	Ike Diogu, ASU	27	615	22.8
2004-05	Ike Diogu, ASU	32	724	22.6
2005-06	Leon Powe, CAL	27	553	20.5
2006-07	Aaron Brooks, ORE	35	621	17.7
2007-08	Ryan Anderson, CAL	33	697	21.1
2008-09	James Harden, ASU	35	704	20.1
2009-10	Landry Fields, STAN	32	704	22.0
2010-11	Klay Thompson, WSU	34	733	21.6
2011-12	Brock Motum, WSU	34	613	18.0

Champion based on total conference points, 1927-28 - 1958-59; scoring average in conference games, 1959-60 - 1973-74; scoring average in all games, 1974-75 - Present.

REBOUNDING

YEAR	PLAYER	G	REB	AVG
1959-60	Darrall Imhoff, CAL	12	148	12.3
1960-61	Bill McClintock, CAL	12	145	12.1
1961-62	Bill Hanson, WASH	12	132	12.0
1962-63	Tom Dose, STAN	12	137	11.4
1963-64	Ted Werner, WSU	15	196	13.1
1964-65	Ted Werner, WSU	14	183	13.1
1965-66	Jim McKean, WSU	14	156	11.1
1966-67	Lew Alcindor, UCLA	14	197	14.1
1967-68	Lew Alcindor, UCLA	13	212	16.3
1968-69	Lew Alcindor, UCLA	14	191	13.6
1969-70	Sidney Wicks, UCLA	14	181	12.9
1970-71	Steve Hawes, WASH	14	211	15.1
1971-72	Bill Walton, UCLA	14	239	17.1
1972-73	Bill Walton, UCLA	14	228	16.3
1973-74	Bill Walton, UCLA	12	172	14.4
1974-75	Rich Kelley, STAN	26	300	11.5
1975-76	Ed Schweitzer, STAN	27	302	11.2
1976-77	Marques Johnson, UCLA	27	301	11.1
1977-78	David Greenwood, UCLA	28	319	11.4
1978-79	Cliff Robinson, USC	21	243	11.6
1979-80	Kimberly Belton, STAN	26	255	9.8
1980-81	Mark McNamara, CAL	26	272	10.5
1981-82	Mark McNamara, CAL	27	341	12.6
1982-83	A.C. Green, OSU	31	235	7.6
1983-84	Pete Williams, ARIZ	28	278	9.9
1984-85	A.C. Green, OSU	31	286	9.2
1985-86	Jerry Adams, ORE	28	289	10.3
1986-87	Dwayne Scholten, WSU	28	257	9.2
1987-88	Trevor Wilson, UCLA	30	281	9.4
1988-89	Trevor Wilson, UCLA	31	269	8.7
1989-90	Adam Keefe, STAN	30	272	9.1
	Trevor Wilson, UCLA	33	299	9.1
1990-91	Adam Keefe, STAN	33	313	9.5
1991-92	Adam Keefe, STAN	29	355	12.2
1992-93	Lester Neal, ASU	28	252	9.0
1993-94	Ed O'Bannon, UCLA	28	245	8.8
1994-95	Jaha Wilson, USC	28	284	10.1
1995-96	Mark Hendrickson, WSU	23	219	9.5
1996-97	Tim Young, STAN	30	253	8.4
1997-98	Carlos Daniel, WSU	28	282	10.1
1998-99	Todd MacCulloch, WASH	29	345	11.9

REBOUNDING (Continued)

YEAR	PLAYER	G	REB	AVG
1999-00	Mark Madsen, STAN	23	214	9.3
2000-01	Awvee Storey, ASU	29	263	9.1
2001-02	Curtis Borchardt, STAN	29	332	11.4
2002-03	Philip Ricci, OSU	28	230	8.2
2003-04	Leon Powe, CAL	27	256	9.5
2004-05	Ike Diogu, ASU	32	312	9.8
2005-06	Leon Powe, CAL	27	273	10.1
2006-07	Jon Brockman, WASH	32	307	9.6
2007-08	Jon Brockman, WASH	32	370	11.6
2008-09	Jon Brockman, WASH	34	391	11.5
2009-10	Nikola Vucevic, USC	30	283	9.4
2010-11	Nikola Vucevic, USC	34	350	10.3
2011-12	André Roberson, COLO	36	401	11.1

FIELD GOAL PERCENTAGE

YEAR	PLAYER	G	FG-FGA	PCT
1959-60	Bill Hanson, WASH	12	68-121	.562
1960-61	Ed Corell, WASH	12	50-99	.505
1961-62	Pete Blackman, UCLA	12	53-95	.558
1962-63	Charlie Hart, WASH	12	31-64	.484
1963-64	Jack Hirsch, UCLA	15	83-153	.542
1964-65	Ed Fredenberg, OSU	14	36-66	.545
1965-66	Jack Gilbert, STAN	14	35-58	.603
1966-67	Rich Baker, STAN	14	52-80	.650
1967-68	Lew Alcindor, UCLA	13	144-221	.652
	Vic Bartolome, OSU	14	86-132	.652
1968-69	Lew Alcindor, UCLA	14	128-203	.631
1969-70	Vic Bartolome, OSU	14	103-177	.582
1970-71	Neal Jurgenson, OSU	14	52-98	.531
1971-72	Bill Walton, UCLA	14	130-200	.650
1972-73	Bill Walton, UCLA	14	119-199	.598
1973-74	Bill Walton, UCLA	12	93-134	.694
1974-75	Lars Hansen, WASH	25	106-171	.596
1975-76	Paul Miller, OSU	27	99-169	.586
1976-77	Steve Johnson, OSU	28	159-267	.596
1977-78	Bill McShane, OSU	26	67-120	.558
1978-79	Steve Johnson, OSU	27	197-298	.661
1979-80	Steve Johnson, OSU	30	211-297	.710•
1980-81	Steve Johnson, OSU	28	235-315	.746•
1981-82	Mark McNamara, CAL	27	231-329	.702•
1982-83	Johnny Rodgers, STAN	28	120-204	.588
1983-84	A.C. Green, OSU	23	134-204	.657
1984-85	Pete Williams, ARIZ	31	145-239	.607
1985-86	Reggie Miller, UCLA	29	274-493	.556
1986-87	Chris Welp, WASH	35	281-473	.594
1987-88	Howard Wright, STAN	33	196-315	.622
1988-89	Trent Edwards, ASU	28	208-330	.630
1989-90	Adam Keefe, STAN	30	210-335	.627
1990-91	Brian Williams, ARIZ	35	195-315	.619
	Richard Lucas, ORE	28	169-272	.619
1991-92	Scott Haskin, OSU	31	226-369	.612
1992-93	Alfred Grigsby, CAL	29	116-194	.598
1993-94	Fred Ferguson, WSU	31	134-203	.660
1994-95	Mark Hendrickson, WSU	30	183-292	.627
1995-96	Jelani McCoy, UCLA	31	138-204	.676
1996-97	Jelani McCoy, UCLA	32	152-201	.756
1997-98	Todd MacCulloch, WASH	30	225-346	.650•
1998-99	Todd MacCulloch, WASH	29	210-317	.662•
1999-00	Mark Madsen, STAN	23	108-184	.587
2000-01	Solomon Hughes, CAL	31	107-170	.629
2001-02	Channing Frye, ARIZ	34	122-205	.595
2002-03	Andre Patterson, UCLA	24	76-125	.608
2003-04	Jeff McMillan, USC	28	119-189	.630
2004-05	Ike Diogu, ASU	32	229-398	.575
2005-06	Luc Richard Mbah a Moute, UCLA	39	134-249	.538
2006-07	Taj Gibson, USC	37	174-312	.558
2007-08	Jordan Hill, ARIZ	34	184-297	.620
2008-09	Jeff Pendergraph, ASU	35	198-300	.660
2009-10	Eric Boateng, ASU	33	117-176	.665
2010-11	Brock Motum, WSU	35	106-177	.599
2011-12	Devon Collier, OSU	36	176-286	.615

FREE THROW PERCENTAGE

YEAR	PLAYER	G	FT-FTA	PCT
1959-60	Gary Cunningham, UCLA	10	28-28	1.000
1960-61	Earl Schultz, CAL	12	45-53	.849
1961-62	Darrell Sutherland, STAN	12	37-45	.822
1962-63	Dick Smith, CAL	12	34-42	.810
1963-64	Tom Dose, STAN	15	71-86	.826
1964-65	Jim Jarvis, OSU	14	62-72	.861
1965-66	John Block, USC	14	125-148	.844
1966-67	Charlie Perkins, CAL	14	67-79	.848
1967-68	John Pinkstaff, ORE	14	49-58	.845
1968-69	Blaine Ellis, WSU	14	37-43	.860
1969-70	Gary Freeman, OSU	12	36-43	.837
1970-71	Bill Drozdiak, ORE	14	50-58	.862
1971-72	Dan Anderson, USC	14	40-45	.889
1972-73	Steve Ericksen, OSU	14	21-23	.913
1973-74	Dan Anderson, USC	14	41-46	.891
1974-75	Rich Kelley, STAN	26	144-173	.832
1975-76	Ricky Smith, OSU	27	144-174	.824
1976-77	Greg Ballard, ORE	29	153-179	.856
1977-78	Don Vaughn, WASH	26	52-58	.896
1978-79	Rob Closs, ORE	27	81-93	.871
1979-80	Joe Nehls, ARIZ	27	108-122	.885
1980-81	Rod Foster, UCLA	25	60-66	.909
1981-82	Rod Foster, UCLA	27	95-100	.950•
1982-83	Michael Holton, UCLA	29	64-75	.853
1983-84	Chris Beasley, ASU	28	112-128	.875
1984-85	Novian Whitsitt, STAN	28	68-80	.850
1985-86	Steve Kerr, ARIZ	32	71-79	.899
1986-87	Terry Taylor, STAN	28	56-66	.848
1987-88	Todd Lichti, STAN	33	174-198	.879
1988-89	Alex Austin, ASU	28	69-80	.863
1989-90	Eldridge Recasner, WASH	26	99-112	.884
1990-91	Kevin Mixon, ORE	28	60-65	.923
1991-92	Don MacLean, UCLA	32	197-214	.921
1992-93	Mark Pope, WASH	27	112-130	.862
1993-94	Dylan Rigdon, ARIZ	34	82-92	.891
1994-95	Dion Cross, STAN	29	91-110	.827
1995-96	Dion Cross, STAN	29	81-88	.920
1996-97	Kris Johnson, UCLA	31	96-115	.835
1997-98	Arthur Lee, STAN	35	164-185	.886
1998-99	Arthur Lee, STAN	33	140-158	.886
1999-00	Ryan Mendez, STAN	31	63-72	.875
	David Mosley, STAN	31	63-72	.875
2000-01	Ryan Mendez, STAN	34	94-101	.931
2001-02	Salim Stoudamire, ARIZ	34	103-114	.904
2002-03	Luke Ridnour, ORE	33	162-184	.880
	Jason Kapono, UCLA	29	81-92	.880
2003-04	Chris Hernandez, STAN	30	96-105	.914
2004-05	Salim Stoudamire, ARIZ	36	122-134	.910
2005-06	Chris Hernandez, STAN	30	109-121	.901
2006-07	Tajuan Porter, ORE	35	80-88	.909
2007-08	Darren Collison, UCLA	33	102-117	.872
2008-09	Darren Collison, UCLA	35	113-126	.897
2009-10	Jerome Randle, CAL	35	139-149	.933
2010-11	E.J. Singler, ORE	39	104-122	.852
2011-12	E.J. Singler, ORE	34	110-121	.909

• - Led NCAA
All statistics based on Conference games only prior to 1974-75.

THREE-POINT FIELD GOAL PERCENTAGE

YEAR	PLAYER	G	3P-3PA	PCT
1986-87	Terry Taylor, STAN	28	40-82	.488
1987-88	Steve Kerr, ARIZ	38	114-199	.573
1988-89	Matt Anderson, ASU	28	41-80	.513
1989-90	Keith Smith, CAL	32	42-91	.462
1990-91	Billy Dreher, CAL	28	56-112	.500
1991-92	Tracy Murray, UCLA	33	78-156	.500
1992-93	Chris Mills, ARIZ	28	56-116	.483
1993-94	Isaac Fontaine, WSU	31	31-69	.449
1994-95	Dion Cross, STAN	29	82-171	.480
1995-96	Isaac Fontaine, WSU	29	66-136	.485
1996-97	Blake Pengelly, WSU	30	36-74	.486
1997-98	Ryan Mendez, STAN	34	45-95	.474
1998-99	Donald Watts, WASH	25	32-64	.500
1999-00	Jason Kapono, UCLA	33	82-173	.474
2000-01	Michael McDonald, STAN	34	56-109	.514
2001-02	Grant Leep, WASH	29	39-74	.527
2002-03	Thomas Kelati, WSU	27	62-136	.456
2003-04	Chris Hernandez, STAN	30	46-100	.460
2004-05	Salim Stoudamire, ARIZ	36	120-238	.504
2005-06	Sasa Cuic, OSU	30	36-73	.493
2006-07	Darren Collison, UCLA	35	51-114	.447
2007-08	Darren Collison, UCLA	33	53-101	.525
2008-09	Michael Roll, UCLA	35	51-99	.515
2009-10	Theo Robertson, CAL	29	48-106	.453
2010-11	Derrick Williams, ARIZ	38	42-74	.568
2011-12	Brendon Lavender, ARIZ	35	55-113	.487

ASSISTS AVERAGE

YEAR	PLAYER	G	A	AVG
1974-75	Chester Dorsey, WASH	25	139	5.6
1975-76	Ron Lee, ORE	30	184	6.1
1976-77	George Tucker, OSU	29	186	6.4
1977-78	Roy Hamilton, UCLA	28	167	6.0
1978-79	Russell Brown, ARIZ	27	247	9.2
1979-80	Russell Brown, ARIZ	27	200	7.4
1980-81	Russell Brown, ARIZ	27	166	6.1
1981-82	Lester Conner, OSU	30	153	5.1
1982-83	Ralph Jackson, UCLA	29	148	5.1
1983-84	Ralph Jackson, UCLA	28	159	5.7
1984-85	Larry Friend, USC	29	176	6.1
1985-86	Pooh Richardson, UCLA	29	179	6.2
1986-87	Gary Payton, OSU	30	229	7.6
1987-88	Gary Payton, OSU	31	230	7.4
1988-89	Gary Payton, OSU	30	244	8.1
1989-90	Gary Payton, OSU	29	235	8.1
1990-91	Darrick Martin, UCLA	32	217	6.8
1991-92	Marcus Lollie, STAN	29	189	6.5
1992-93	Jason Kidd, CAL	29	222	7.7
1993-94	Jason Kidd, CAL	30	272	9.07•
1994-95	Damon Stoudamire, ARIZ	30	220	7.3
1995-96	Brevin Knight, STAN	29	212	7.3
1996-97	Brevin Knight, STAN	30	234	7.8•
1997-98	Ahlon Lewis, ASU	32	294	9.2•
1998-99	Jason Terry, ARIZ	29	159	5.5
1999-00	Brandon Granville, USC	30	248	8.3
2000-01	Brandon Granville, USC	34	207	6.1
2001-02	Luke Walton, ARIZ	31	194	6.3
2002-03	Luke Ridnour, ORE	33	218	6.6
2003-04	Cedric Bozeman, UCLA	28	155	5.5
2004-05	Will Conroy, WASH	34	219	6.4
2005-06	Jordan Farmar, UCLA	37	189	5.1
2006-07	Mustafa Shkur, ARIZ	31	215	6.9
2007-08	Mitch Johnson, STAN	36	188	5.2
2008-09	Jerome Randle, CAL	33	165	5.0
2009-10	Derek Glasser, ASU	33	158	4.8
2010-11	Isaiah Thomas, WASH	35	213	6.1
2011-12	Reggie Moore, WSU	37	193	5.22

BLOCKED SHOTS AVERAGE

YEAR	PLAYER	G	BL	AVG
1977-78	James Donaldson, WSU	27	82	3.0
1978-79	James Donaldson, WSU	26	76	2.9
1979-80	Stuart House, WSU	28	69	2.5
1980-81	Alton Lister, ASU	26	49	1.9
1981-82	Ken Johnson, USC	28	43	1.5
1982-83	Gerry Wright, USC	24	40	1.7
1983-84	Blair Rasmussen, ORE	29	42	1.4
1984-85	Jon Taylor, ASU	25	42	1.8
1985-86	Chris Welp, WASH	31	67	2.2
1986-87	Anthony Cook, ARIZ	30	69	2.3
1987-88	Anthony Cook, ARIZ	38	75	2.0
1988-89	Anthony Cook, ARIZ	33	84	2.5
1989-90	Ed Stokes, ARIZ	29	49	1.7
1990-91	Keith Owens, UCLA	32	61	1.9
1991-92	Scott Haskin, OSU	31	68	2.2
1992-93	Scott Haskin, OSU	27	51	1.9
1993-94	Michael Stewart, CAL	30	59	2.0
1994-95	Mario Bennett, ASU	33	115	3.5
1995-96	Jelani McCoy, UCLA	31	102	3.3
1996-97	Rodger Farrington, ASU	27	113	4.2
1997-98	Mike Batiste, ASU	32	51	1.6
1998-99	Todd MacCulloch, WASH	29	47	1.6
1999-00	Loren Woods, ARIZ	26	102	3.9
2000-01	Loren Woods, ARIZ	29	84	2.9
2001-02	Curtis Borchardt, STAN	29	83	2.9
2002-03	Tommy Smith, ASU	32	69	2.16
2003-04	Channing Frye, ARIZ	30	63	2.10
2004-05	Ike Diogu, ASU	32	75	2.34
2005-06	Nick DeWitz, OSU	28	59	2.11
2006-07	Robin Lopez, STAN	31	73	2.35
2007-08	Taj Gibson, USC	33	84	2.55
2008-09	Taj Gibson, USC	35	100	2.90
2009-10	DeAngelo Casto, WSU	31	67	2.16
2010-11	Tyler Honeycutt, UCLA	33	68	2.06
2011-12	Eric Moreland, OSU	36	69	1.92

STEALS AVERAGE

YEAR	PLAYER	G	ST	AVG
1978-79	Don Collins, WSU	27	71	2.6
1979-80	Don Collins, WSU	28	76	2.7
1980-81	Lafayette Lever, ASU	28	74	2.6
1981-82	Lester Conner, OSU	30	91	3.0
1982-83	Craig Ehlo, WSU	30	59	2.0
1983-84	Keith Morrison, WSU	28	48	1.7
1984-85	Keith Morrison, WSU	28	56	2.0
	Keith Ramee, STAN	28	56	2.0
1985-86	Keith Morrison, WSU	30	60	2.0
	Darryl Flowers, OSU	27	55	2.0
1986-87	Derrick Dowell, USC	28	62	2.2
1987-88	Gary Payton, OSU	31	72	2.3
1988-89	Gary Payton, OSU	30	91	3.0
1989-90	Gary Payton, OSU	29	100	3.4
1990-91	Terrell Brandon, ORE	28	63	2.3
1991-92	Stevin Smith, ASU	30	66	2.2
1992-93	Jason Kidd, CAL	29	110	3.8•
1993-94	Jason Kidd, CAL	30	94	3.1
1994-95	Brevin Knight, STAN	28	78	2.8
1995-96	Jason Hamilton, WASH	28	59	2.1
1996-97	Brevin Knight, STAN	30	83	2.8
1997-98	Baron Davis, UCLA	32	77	2.4
1998-99	Jason Terry, ARIZ	29	80	2.8
1999-00	Jeff Trepagnier, USC	29	94	3.2
2000-01	Earl Watson, UCLA	32	62	1.9
2001-02	Errick Craven, USC	32	68	2.1
2002-03	Errick Craven, USC	29	73	2.5
2003-04	Errick Craven, USC	27	62	2.3
2004-05	Gabriel Pruitt, USC	29	56	1.9
2005-06	Hassan Adams, ARIZ	31	82	2.7
2006-07	Darren Collison, UCLA	35	78	2.2
2007-08	James Harden, ASU	34	73	2.2
2008-09	James Harden, ASU	35	59	1.7
2009-10	Seth Tarver, OSU	32	70	2.2
2010-11	Jared Cunningham, OSU	30	85	2.8
2011-12	Jared Cunningham, OSU	36	91	2.5

MOST POINTS

Season	3234	ARIZ, 1988 (38 games)
Game	149	UCLA vs. Loyola Marymount (98), Dec. 2, 1990
Conf. Game	127	ARIZ vs. ASU (99), Jan. 15, 1998
Both Teams, Game	247	UCLA (149) vs. Loyola Marymount (98), Dec. 2, 1990
Lossing Team, Game	111	WSU vs. ARIZ (115), Mar. 2, 1995 (2 OT)

HIGHEST SCORING AVERAGE

Season	94.6	UCLA, 1972
---------------	------	------------

LARGEST SCORING MARGIN

*Season	30.3	UCLA, 1972 (94.6 offense, 64.3 defense)
Game	100	CAL (108) vs. Pomona Am. Legion (8), 1922
Conf. Game	55	ARIZ (116) vs. WASH (61), Dec. 20, 1988

MOST FIELD GOALS

Season	1161	UCLA, 1968 (30 games)
Game	58	UCLA vs. Loyola Marymount, Dec. 2, 1990

MOST FIELD GOAL ATTEMPTS

Season	2349	ARIZ, 1998
Game	109	ORE vs. Idaho, Feb. 14, 1947

HIGHEST FIELD GOAL PERCENTAGE

Season	.564	OSU, 1981 (862-of-1528)
Game	.769	STAN vs. ORE, Jan. 8, 1983 (30-of-39)

MOST THREE-POINT FIELD GOALS

Season	350	ORE, 2007
Game	20	USC vs. OSU, Jan. 29, 2000

MOST THREE-POINT FIELD GOAL ATTEMPTS

Season	897	ORE, 2007
Game	51	ASU at Brigham Young, Dec. 1, 1992

HIGHEST THREE-POINT FIELD GOAL PERCENTAGE

Season	.483	ARIZ, 1988 (254-of-526)
Game (min 3 att.)	1.000	ASU vs. Manhattan, Dec. 28, 1986 (3-of-3)
	1.000	WASH vs. WSU, Jan. 11, 1992 (3-of-3)

MOST FREE THROWS

Season	686	ARIZ, 1988
Game	47	UCLA vs. USC, Mar. 10, 1956

MOST FREE THROW ATTEMPTS

Season	971	ORE, 1953
Game	63	USC vs. Idaho, 1957
	63	OSU vs. ASU, Feb. 28, 1983

HIGHEST FREE THROW PERCENTAGE

Season	.786	ARIZ, 2004 (511-of-650)
Game (min 15 att.)	1.000	WSU vs. ORE, Jan. 17, 2009 (28-of-28)

REBOUNDS

Season	1670	UCLA, 1964 (30 games)
Game	86	CAL vs. Oklahoma City, Jan. 3, 1972

HIGHEST REBOUNDING AVERAGE

Season	55.7	UCLA, 1964
---------------	------	------------

DEFENSIVE FIELD GOAL PERCENTAGE

Season	.352	STAN, 2000
---------------	------	------------

ASSISTS

Season	673	UCLA, 1974
Game	41	OSU vs. Texas-Wesleyan, Dec. 1, 1978

STEALS

Season	358	ARIZ, 1997
Game	27	OSU vs. Hawaii-Hilo, Dec. 22, 1985

BLOCKED SHOTS

Season	199	UCLA, 2011
Game	19	STAN vs. USC, Jan. 25, 2007

MOST CONSECUTIVE VICTORIES

*All Games	88	UCLA, 1971-74
*Regular Season	76	UCLA, 1971-74
Pac-12 Games	50	UCLA, 1971-74
*NCAA Tourney	38	UCLA, 1964-74 (10 Tournaments)

MOST CHAMPIONSHIPS

*NCAA	11	UCLA, 1964-65, 1967-73, 75, 95
*Consec. NCAA	7	UCLA, 1967-73
Conference	30	UCLA
*Consec. Conf.	13	UCLA, 1967-79
Pac-12 Tournament	4	ARIZ, 1988-90, 2002
Consec. Conf. Tourn.	4	ARIZ, 1988-90, 2002

WINS AND LOSSES

Win Pct., All Games	1.000	UCLA, 1964 (30-0)
	1.000	UCLA, 1972 (30-0)
	1.000	UCLA, 1973 (30-0)
	1.000	CAL, 1926 (14-0)
	1.000	CAL, 1927 (13-0)
Wins, Season	35	ARIZ, 1988
*Consec. Win Seasons	54	UCLA, 1949-2002
*25-Win Ssns., Consec.	10	UCLA, 1967-76
20-Win Ssns., Consec.	20	ARIZ, 1988-2007
Wins, Conf. Season	17	OSU, 1981
	17	ARIZ, 1988, '89, '93, '98, '03
	17	STAN, 2004
Losses, Season	27	WSU, 1953
Losses, Conf. Season	18	OSU, 2008
Consec. Conf. Losses	30	UCLA, 1937-40

CONSECUTIVE VICTORIES vs. ONE OPPONENT

	52	UCLA vs. CAL, 1961-85
--	----	-----------------------

CONSECUTIVE HOME VICTORIES vs. ONE OPPONENT

	46	UCLA vs. WSU, 1950-2004
--	----	-------------------------

ATTENDANCE

Largest, Pac-12 venue	15,517	UCLA at USC (LA Sports Arena), Feb. 27, 1992
Avg., Pac-12 venue	14,587	ARIZ 2006
Pac-12 Overall Avg.	8,723	2008 (1,491,696 fans/171 games)
	8,388	2000 (1,258,249 fans/150 games)
	8,340	2009 (1,442,792 fans/173 games)
	8,337	2005 (1,225,525 fans/147 games)
	8,279	2007 (1,415,697 fans/171 games)
	8,157	2004 (1,182,772 fans/145 games)
	8,088	1996 (1,100,028 fans/136 games)

* - NCAA record as of 2011 NCAA Records Book

MOST POINTS

Career	2608	Don MacLean, UCLA, 1989-92 (128 games)
Conf. Career	1486	Don MacLean, UCLA, 1989-92
Season	870	Lew Alcindor, UCLA, 1967 (30 games)
Conf. Season	500	Reggie Miller, UCLA, 1986 (18 games)
Game	61	Lew Alcindor, UCLA vs. WSU, Feb. 25, 1967
	61	Eddie House, ASU vs. CAL, Jan. 8, 2000

HIGHEST SCORING AVERAGE

Career	26.4	Lew Alcindor, UCLA, 1967-69
Conf. Career	25.6	Lew Alcindor, UCLA, 1967-69
Season	29.0	Lew Alcindor, UCLA, 1967
Conf. Season	27.8	Reggie Miller, UCLA, 1986

MOST FIELD GOALS

Career	943	Lew Alcindor, UCLA, 1967-69 (88 games)
	943	Don MacLean, UCLA, 1989-92 (128 games)
Season	346	Lew Alcindor, UCLA, 1967 (30 games)
Game	26	Lew Alcindor, UCLA vs. WSU, Feb. 25, 1967

MOST FIELD GOAL ATTEMPTS

Career	1776	Don MacLean, UCLA, 1989-92 (128 games)
Season	626	Ron Tomsic, STAN, 1953 (27 games)
Game	38	Gary Payton, OSU vs. USC, Feb. 22, 1990

HIGHEST FIELD GOAL PERCENTAGE

*Career	.678	Steve Johnson, OSU, 1977-81 (828/1222)
*Season	.746	Steve Johnson, OSU, 1981 (235/315) (NCAA Min. 5 made per game)
	.756	Jelani McCoy, UCLA, 1997 (152/201) (Pac-10 Min. 4 made per game)
Game (min 10 att.)	1.000	Steve Johnson, OSU vs. Hawaii-Hilo, Dec. 5, 1979 (13/13)
Conf. Game	1.000	Eric Boateng, ASU vs. STAN, Feb. 25, 2010 (11/11)
	1.000	Bryce Taylor, ORE vs. USC, Mar. 10, 2007 (11/11)
	1.000	Tommy Smith, ASU vs. WASH, Feb. 10, 2001 (11/11)
	1.000	Marques Johnson, UCLA vs. CAL, Feb. 27, 1976 (11/11)
	1.000	Three players tied (10/10)

MOST THREE-POINT FIELD GOALS

Career	342	Salim Stoudamire, ARIZ, 2002-05
Season	120	Salim Stoudamire, ARIZ, 2005
Game	10	Tajuan Porter, ORE vs. Portland St., Nov. 12, 2006
	10	Stevin Smith, ASU vs. ORE, Jan. 30, 1993
	10	Stevin Smith, ASU vs. OSU, Jan. 27, 1994
Consecutive	12	Brian Wright, WSU vs. OSU (4), ORE (8), Feb. 18-21, 1988

MOST THREE-POINT FIELD GOAL ATTEMPTS

Career	891	Stevin Smith, ASU, 1991-94
Season	300	Stevin Smith, ASU, 1993
Game	19	Anthony Pendleton, USC vs. STAN, Mar. 2, 1989 (8/19)

HIGHEST THREE-POINT FIELD GOAL PERCENTAGE

Career	.477	Todd Lichti, STAN, 1986-89
*Season	.573	Steve Kerr, ARIZ, 1988 (Min. 100 made per season)
Game (min 5 att.)	1.000	Maurice Jones, USC vs. South Carolina, Nov. 26, 2011 (7/7)
	1.000	Bryce Taylor, ORE vs. USC, Mar. 10, 2007 (7/7)
	1.000	Jawann McClellan, ARIZ vs. New Mexico St., Nov. 19, 2006 (7/7)
	1.000	Dion Cross, STAN vs. ARIZ, Mar. 7, 1996 (7/7)
	1.000	Two players tied (6/6)
	1.000	13 players tied (5/5)

* - NCAA record as of 2011 NCAA Records Book

MOST FREE THROWS

Career	711	Don MacLean, UCLA, 1989-92
Season	248	Ike Diogu, ASU, 2005
Game	23	Bryan Rison, WSU vs. ORE, Feb. 14, 1980
Consec., All Games	62	Luke Ridnour, ORE, 2003
Consec., Conf. Games	62	Luke Ridnour, Jan. 4 - Feb. 22, 2003

MOST FREE THROW ATTEMPTS

Career	886	Adam Keefe, STAN, 1989-92
Season	328	Swede Halbrook, OSU, 1954
Game	28	Swede Halbrook, OSU vs. Idaho, Jan. 22, 1954 (made 13)

HIGHEST FREE THROW PERCENTAGE

Career	.880	Rod Foster, UCLA, 1980-83 (309/351)
Season	.950	Rod Foster, UCLA, 1982 (95/100)
Game (min 10 att.)	1.000	John Block, USC vs. WASH, Feb. 11, 1966 (21/21)

MOST REBOUNDS

Career	1375	Mel Counts, OSU, 1962-64
Conf. Career	687	Bill Walton, UCLA, 1972-74
Season	506	Bill Walton, UCLA, 1973
Conf. Season	282	Jim Loscutoff, ORE, 1955
Game	36	Swede Halbrook, OSU vs. Idaho, Feb. 15, 1955

HIGHEST REBOUNDING AVERAGE

Career	15.7	Bill Walton, UCLA, 1972-74
Conf. Career	16.4	Bill Walton, UCLA, 1972-74
Season	17.2	Jim Loscutoff, ORE, 1955
Conf. Season	17.6	Jim Loscutoff, ORE, 1955

MOST ASSISTS

Career	938	Gary Payton, OSU, 1987-90
Season	294	Ahlon Lewis, ASU, 1998
Game	19	Russell Brown, ARIZ vs. Grand Canyon, Dec. 8, 1979
Conf. Game	18	Jason Kidd, CAL vs. STAN, Jan. 20, 1993

HIGHEST ASSISTS AVERAGE

Career	8.4	Jason Kidd, CAL, 1993-94
Season	9.19	Ahlon Lewis, ASU, 1998 (294 in 32 games)

MOST STEALS

Career	321	Gary Payton, OSU, 1987-90
Season	110	Jason Kidd, CAL, 1993
Conf. Season	66	Jason Kidd, CAL, 1993
Game	11	Tyus Edney, UCLA vs. George Mason, Dec. 22, 1994
Conf. Game	9	Brevin Knight, STAN vs. USC, Feb. 23, '95
	9	Bennett Davison, ARIZ vs. STAN, Feb. 28, 1998

HIGHEST STEALS AVERAGE

Career	3.5	Jason Kidd, CAL, 1993-94
Season	3.8	Jason Kidd, CAL, 1993
Conf. Season	3.7	Jason Kidd, CAL, 1993

MOST BLOCKED SHOTS

Career	278	Anthony Cook, ARIZ, 1986-89
Season	115	Mario Bennett, ASU, 1995
*Game	14	Loren Woods, ARIZ vs. ORE, Feb. 3, 2000
Conf. Game	14	Loren Woods, ARIZ vs. ORE, Feb. 3, 2000

HIGHEST BLOCKED SHOTS AVERAGE

Career	3.4	Loren Woods, ARIZ, 2000-01
Season	4.2	Rodger Farrington, ASU, 1997

MOST PERSONAL FOULS

Career	470	Steve Johnson, OSU, 1977-81
Season	126	Steve Johnson, OSU, 1977

MOST MINUTES

Game	63.5	Gene Ransom, CAL vs. ORE, Feb. 10, 1977 (5 OT)
-------------	------	--

POINTS ALL GAMES (1,500-POINT CLUB)

1. 2608 Don MacLean, UCLA, 1989-92
2. 2555 Sean Elliott, ARIZ, 1986-89
3. 2336 Todd Lichti, STAN, 1986-89
4. 2325 Lew Alcindor, UCLA, 1967-69
5. 2319 Adam Keefe, STAN, 1989-92
6. 2172 Gary Payton, OSU, 1987-90
7. 2095 Reggie Miller, UCLA, 1984-87
2095 Jason Kapono, UCLA, 2000-03
9. 2085 Ron Lee, ORE, 1973-76
10. 2073 Chris Welp, WASH, 1984-87
11. 2048 Harold Miner, USC, 1990-92
12. 2044 Eddie House, ASU, 1997-2000
13. 2035 Steve Johnson, OSU, 1977-81
14. 2003 Isaac Fontaine, WSU, 1994-97
15. 1984 Jeremy Veal, ASU, 1995-98
1984 Jason Gardner, ARIZ, 2000-03
17. 1973 Mel Counts, OSU, 1962-64
18. 1970 Luke Jackson, ORE, 2001-2004
19. 1960 Salim Stoudamire, ARIZ, 2002-05
20. 1946 Ike Diogu, ASU, 2003-05
21. 1939 Anthony Taylor, ORE, 1984-88
22. 1925 Khalid Reeves, ARIZ, 1991-94
23. 1894 Steve Puidokas, WSU, 1974-77
24. 1849 Damon Stoudamire, ARIZ, 1992-95
25. 1846 Toby Bailey, UCLA, 1995-98
26. 1835 Jerome Randle, CAL, 2007-10
27. 1834 Ron Riley, ASU, 1993-96
28. 1829 Greg Ballard, ORE, 1973-77
29. 1818 Hassan Adams, ARIZ, 2003-06
30. 1815 Ed O'Bannon, UCLA, 1993-95
31. 1805 Jon Brockman, WASH, 2006-09
32. 1803 Tajuan Porter, ORE, 2007-10
33. 1801 J.R. Henderson, UCLA, 1995-98
34. 1798 Trevor Wilson, UCLA, 1987-90
35. 1792 Tracy Murray, UCLA, 1990-92
36. 1791 Michael Dickerson, ARIZ, 1995-98
37. 1789 Channing Frye, ARIZ, 2002-05
38. 1787 Quincy Pondexter, WASH, 2007-10
39. 1784 Charles O'Bannon, UCLA, 1994-97
40. 1776 Sean Lampley, CAL, 1998-2001
41. 1774 Bob Houbregs, WASH, 1951-53
42. 1767 Bill Walton, UCLA, 1972-74
43. 1756 Klay Thompson, WSU, 2009-11
44. 1743 Todd MacCulloch, WASH, 1996-99
45. 1734 Josh Shipp, UCLA, 2005-09
46. 1727 Ronnie Coleman, USC, 1988-91
47. 1723 Casey Jacobsen, STAN, 2000-02
48. 1721 Isaiah Thomas, WASH, 2009-11
David Greenwood, UCLA, 1976-79
50. 1714 Brevin Knight, STAN, 1994-97
51. 1700 Eldridge Recasner, WASH, 1987-90
1700 Patrick Christopher, CAL, 2007-10
53. 1697 Chase Budinger, ARIZ, 2007-09
54. 1694 A.C. Green, OSU, 1982-85
55. 1690 Gail Goodrich, UCLA, 1963-65
56. 1688 Lamond Murray, CAL, 1992-94
57. 1674 Orlando Williams, ORE, 1992-95
58. 1673 Stevin Smith, ASU, 1991-94
59. 1666 Joe Shipp, CAL, 2000-03
60. 1664 Miles Simon, ARIZ, 1995-98
61. 1659 Marques Johnson, UCLA, 1974-77
62. 1657 Sam Clancy, USC, 1999-2002
63. 1655 Stan Love, ORE, 1968-71
Kevin Johnson, CAL, 1984-87
65. 1654 Bob McKeen, CAL, 1952-55



Pac-12 Career Scoring Leader - Don MacLean, UCLA

66. 1644 Fredrick Jones, ORE, 1999-2002
67. 1642 Malik Hairston, ORE, 2005-08
68. 1639 Darren Collison, UCLA, 2006-09
69. 1638 Kenny Fields, UCLA, 1981-84
70. 1635 Dion Cross, STAN, 1993-96
71. 1619 Chris Mills, ARIZ, 1991-93
72. 1615 Kimberly Belton, STAN, 1977-80
73. 1608 Leonard Taylor, CAL, 1985-89
74. 1606 Desmon Farmer, USC, 2001-04
75. 1599 Howard Wright, STAN, 1985-89
76. 1592 John Revell, STAN, 1980-84
77. 1591 Tim Young, STAN, 1995-99
78. 1590 Anthony Cook, ARIZ, 1986-89
79. 1588 Jeff Pendergraph, ASU, 2006-09
80. 1575 Shon Tarver, UCLA, 1991-94
81. 1572 Byron Scott, ASU, 1979-83
82. 1566 Claude Terry, STAN, 1970-72
83. 1563 Don Collins, WSU, 1977-80
84. 1561 Charlie Sitton, OSU, 1981-84
85. 1554 Blair Rasmussen, ORE, 1981-85
86. 1549 Steve Beck, ASU, 1984-87
87. 1548 James Edwards, WASH, 1974-77
88. 1540 Arron Afflalo, UCLA, 2005-07
89. 1536 Brian Hendrick, CAL, 1990-93
90. 1524 Wayne Carlander, USC, 1982-85
91. 1516 Steve Hawes, WASH, 1970-72
Keith Jones, STAN, 1980-84
93. 1515 Tyus Edney, UCLA, 1992-95
94. 1510 Aaron Brooks, ORE, 2004-07
95. 1504 Louie Nelson, WASH, 1971-73

SCORING AVERAGE ALL GAMES

(Min. 2 seasons)

1. 26.4 Lew Alcindor, UCLA, 1967-69
2. 23.5 Harold Miner, USC, 1990-92
3. 22.2 Mel Counts, OSU, 1962-64
4. 22.2 Terrell Brandon, ORE, 1990-91
5. 20.7 Ike Diogu, ASU, 2003-05
6. 21.1 Swede Halbrook, OSU, 1954-55
Stan Love, ORE, 1969-71
8. 20.8 Steve Hawes, WASH, 1970-72
9. 20.6 Claude Terry, STAN, 1970-72
10. 20.5 Don MacLean, UCLA, 1989-92

FIELD GOALS ALL GAMES

1. 943 Lew Alcindor, UCLA, 1967-69
Don MacLean, UCLA, 1989-92
3. 896 Sean Elliott, ARIZ, 1986-89
4. 838 Ron Lee, ORE, 1973-76
5. 830 Adam Keefe, STAN, 1989-92
6. 829 Gary Payton, OSU, 1987-90
7. 828 Steve Johnson, OSU, 1977-81
8. 820 Chris Welp, WASH, 1984-87
Todd Lichti, STAN, 1986-89
10. 769 Reggie Miller, UCLA, 1984-87

FIELD GOAL ATTEMPTS ALL GAMES

1. 2006 Ron Lee, ORE, 1973-76
2. 1794 Eddie House, ASU, 1997-2000
3. 1776 Don MacLean, UCLA, 1989-92
4. 1750 Sean Elliott, ARIZ, 1986-89
5. 1710 Gary Payton, OSU, 1987-90
6. 1675 Ron Riley, ASU, 1993-96
7. 1653 Mel Counts, OSU, 1962-64
8. 1597 Jeremy Veal, ASU, 1995-98
9. 1581 Bob McKeen, CAL, 1952-55
10. 1526 Harold Miner, USC, 1990-92

FIELD GOAL PERCENTAGE ALL GAMES

(Min. 2 seasons/3 made per game)

1. .694 Jelani McCoy, UCLA, 1996-98
(347-of-500)
2. .678 Steve Johnson, OSU, 1977-81
(828-of-1222)
3. .664 Todd MacCulloch, WASH, 1996-99
(702-of-1058)
4. .662 Mark McNamara, CAL, 1981-82
(413-of-624)
5. .651 Bill Walton, UCLA, 1972-74
(747-of-1147)
6. .639 Lew Alcindor, UCLA, 1967-69
(943-of-1476)
7. .642 Fred Ferguson, WSU, 1993-94
(172-of-268)
8. .613 Joseph Blair, ARIZ, 1993-1996
(470-of-767)
9. .608 Jason Collins, STAN, 1997-2001
(262-of-431)
10. .607 Vic Bartolome, OSU, 1968-70
(463-of-763)

POINTS
CONFERENCE GAMES
(1,000-POINT CLUB)

1. 1486 Don MacLean, UCLA, 1989-92
2. 1340 Todd Lichti, STAN, 1986-89
3. 1331 Sean Elliott, ARIZ, 1986-89
4. 1330 Gary Payton, OSU, 1987-90
5. 1305 Harold Miner, USC, 1990-92
6. 1300 Adam Keefe, STAN, 1989-92
7. 1234 Reggie Miller, UCLA, 1984-87
8. 1219 Jason Kaponu, UCLA, 2000-03
9. 1209 Jeremy Veal, ASU, 1995-98
10. 1199 Isaac Fontaine, WSU, 1994-97
11. 1191 Anthony Taylor, ORE, 1985-88
12. 1166 Salim Stoudamire, ARIZ, 2002-05
13. 1156 Chris Welp, WASH, 1984-87
14. 1143 Steve Johnson, OSU, 1977-81
15. 1141 Ike Diogu, ASU, 2003-05
16. 1137 Eddie House, ASU, 1997-2000
17. 1127 Luke Jackson, ORE, 2001-04
18. 1116 Orlando Williams, ORE, 1992-95
19. 1113 Todd MacCulloch, WASH, 1996-99
20. 1112 Damon Stoudamire, ARIZ, 1992-95
21. 1107 Khalid Reeves, ARIZ, 1991-94
22. 1103 Lamond Murray, CAL, 1992-94
23. 1100 Ron Riley, ASU, 1993-96
24. 1096 Steve Beck, ASU, 1984-87
25. 1089 Ron Lee, ORE, 1973-76
26. 1084 A.C. Green, OSU, 1982-85
27. 1079 Eldridge Recasner, WASH, 1987-90
28. 1072 Ronnie Coleman, USC, 1988-91
29. 1068 Brevin Knight, STAN, 1994-97
30. 1064 Kenny Fields, UCLA, 1981-84
31. 1057 Blair Rasmussen, ORE, 1982-85
32. 1055 Channing Frye, ARIZ, 2002-05
33. 1054 David Greenwood, UCLA, 1976-79
34. 1053 Kevin Johnson, CAL, 1984-87
35. 1050 Lew Alcindor, UCLA, 1967-69
36. 1042 Jason Gardner, ARIZ, 2000-03
37. 1037 Quincy Pondexter, WASH, 2007-10
38. 1033 Dion Cross, STAN, 1993-96
39. 1030 Casey Jacobsen, STAN, 2000-02
40. 1030 Stevin Smith, ASU, 1991-94
41. 1028 Ed O'Bannon, UCLA, 1993-95
42. 1026 Don Collins, WSU, 1977-80
43. 1023 Sean Lampley, CAL, 1998-2001
44. 1013 Charles O'Bannon, UCLA, 1994-97
45. 1011 Kimberly Belton, STAN, 1977-80
46. 1008 Toby Bailey, UCLA, 1995-98
47. 1002 Tracy Murray, UCLA, 1990-92

SCORING AVERAGE
CONFERENCE GAMES
(Min. 2 seasons)

1. 25.6 Lew Alcindor, UCLA, 1967-69
2. 24.2 Harold Miner, USC, 1990-92
3. 23.2 Terrell Brandon, ORE, 1990-91
4. 22.2 Claude Terry, STAN, 1970-72
5. 21.9 Stan Love, ORE, 1969-71
Don MacLean, UCLA, 1989-92
7. 21.3 Steve Hawes, WASH, 1970-72
8. 21.1 Ike Diogu, ASU, 2003-05
9. 20.9 Ed Gray, CAL, 1996-97
10. 20.5 Bill Walton, UCLA, 1972-74

3-POINT FIELD GOALS
ALL GAMES

1. 345 Tajuan Porter, ORE, 2007-10
2. 342 Salim Stoudamire, ARIZ, 2002-05
3. 323 Stevin Smith, ASU, 1991-94
4. 318 Jason Gardner, ARIZ, 2000-03
5. 317 Jason Kaponu, UCLA, 2000-03
6. 282 Orlando Williams, ORE, 1992-95
7. 272 Damon Stoudamire, ARIZ, 1992-95
8. 263 Ron Riley, ASU, 1993-96
9. 252 Jerome Randle, CAL, 2007-10
10. 250 Eddie House, ASU, 1997-2000

3-POINT FIELD GOAL ATTEMPTS
ALL GAMES

1. 896 Tajuan Porter, ORE, 2007-10
2. 891 Stevin Smith, ASU, 1991-94
3. 875 Jason Gardner, ARIZ, 2000-03
4. 831 Ron Riley, ASU, 1993-96
5. 747 Salim Stoudamire, ARIZ, 2002-05
6. 718 Orlando Williams, ORE, 1992-95
7. 710 Jason Kaponu, UCLA, 2000-03
8. 683 Eddie House, ASU, 1997-2000
9. 677 Damon Stoudamire, ARIZ, 1992-95
10. 629 Terik Brown, ORE, 1996-99

3-POINT FIELD GOAL PCT.
ALL GAMES

- (Min. 100 made and two seasons)
1. .477 Todd Lichti, STAN, 1986-89
(112-of-235)
 2. .463 Terry Taylor, STAN, 1986-89
(156-of-337)
 3. .458 Salim Stoudamire, ARIZ, 2002-05
(342-of-747)
 4. .457 Isaac Fontaine, WSU, 1994-97
(208-of-455)
 5. .446 Jason Kaponu, UCLA, 2000-02
(317-of-710)
 6. .440 Theo Robertson, CAL, 2006-10
(154-of-350)
 7. .437 Dion Cross, STAN, 1993-1996
(241-of-551)
 8. .435 Darren Collison, UCLA, 2006-09
(164-of-377)
 9. .431 Chris Hernandez, STAN, 2002-06
(198-of-459)
 10. .429 Kenny Amman, STAN, 1990-91
(105-of-245)

(Steve Kerr, ARIZ, redshirted during the first season of the three-pointer, 1986-87. In 1987-88, his senior year, he shot 57.3 percent (114-of-199) from that distance)

FREE THROWS
ALL GAMES

1. 711 Don MacLean, UCLA, 1989-92
2. 671 Ike Diogu, ASU, 2003-05
3. 652 Adam Keefe, STAN, 1990-92
4. 625 Sean Elliott, ARIZ, 1986-89
5. 591 Brevin Knight, STAN, 1994-97
6. 584 Todd Lichti, STAN, 1986-89
7. 543 Mel Counts, OSU, 1962-64
8. 532 John Revelli, STAN, 1981-84
9. 516 Jason Gardner, ARIZ, 2000-03
10. 506 Luke Jackson, ORE, 2001-04

FREE THROW ATTEMPTS
ALL GAMES

1. 886 Adam Keefe, STAN, 1989-92
2. 854 Ike Diogu, ASU, 2003-05
3. 827 Don MacLean, UCLA, 1989-92
4. 786 Sean Elliott, ARIZ, 1986-89
5. 741 Brevin Knight, STAN, 1994-97
6. 726 John Revelli, STAN, 1981-84
7. 702 J.R. Henderson, UCLA, 1995-98
8. 699 Lew Alcindor, UCLA, 1967-69
9. 695 Todd Lichti, STAN, 1986-89
10. 693 Mel Counts, OSU, 1962-64

FREE THROW PERCENTAGE
ALL GAMES

- (Min. 2 seasons/2 made per game)
1. .881 Jerome Randle, CAL, 2007-10
(393-of-446)
 2. .880 Rod Foster, UCLA, 1980-83
(309-of-351)
 3. .871 Tajuan Porter, ORE, 2007-10
(290-of-333)
 4. .8699 Salim Stoudamire, ARIZ, 2002-05
(388-of-446)
 5. .8691 Ryan Mendez, STAN, 1998-01
(186-of-214)
 6. .868 Rob Closs, ORE, 1977-79
(145-of-167)
 7. .86698 Arthur Lee, STAN, 1996-99
(365-of-421)
 8. .86695 Curtis Allen, WASH, 2001-04
(202-of-233)
 9. .862 Chris Stephens, OSU, 2003-06
(224-of-260)
 10. .860 Don MacLean, UCLA, 1989-92
(711-of-827)
- Active:**
- .875 E.J. Singler, ORE, 2010-12
(265-of-303)

REBOUNDS
ALL GAMES
(750-REBOUND CLUB)

1. 1375 Mel Counts, OSU, 1962-64
2. 1370 Bill Walton, UCLA, 1972-74
3. 1367 Lew Alcindor, UCLA, 1967-69
4. 1283 Jon Brockman, WASH, 2006-09
5. 1119 Adam Keefe, STAN, 1989-92
6. 1114 Greg Ballard, ORE, 1974-77
7. 1081 Tim Young, STAN, 1995-99
8. 1067 Ron Riley, USC, 1970-72
9. 1051 Doug Smart, WASH, 1957-59
10. 1022 David Greenwood, UCLA, 1976-79
11. 1019 Bob McKeen, CAL, 1951-55
12. 1001 Trevor Wilson, UCLA, 1987-90
13. 997 Doug McClary, WASH, 1951-53
14. 995 Chris Welp, WASH, 1984-87
15. 992 Steve Puidokas, WSU, 1974-77
Don MacLean, UCLA, 1989-92
17. 975 Todd MacCulloch, WASH, 1996-99
975 Channing Frye, ARIZ, 2002-05
19. 971 Bob Houbregs, WASH, 1951-53
20. 955 Kimberly Belton, STAN, 1977-80
21. 945 Steve Hawes, WASH, 1970-72
22. 944 Rich Kelley, STAN, 1973-75
23. 942 Jeff Pendergraph, ASU, 2006-09
24. 940 Ansley Truitt, CAL, 1970-72
25. 927 Mark Hendrickson, WSU, 1993-96

26.	903	Maarty Leunen, ORE, 2005-08
27.	900	Willie Naulls, UCLA, 1954-56
28.	898	Brian Hendrick, CAL, 1990-93
29.	897	Marques Johnson, UCLA, 1974-77
30.	896	Dan Gadzuric, UCLA, 1999-2002
	896	Taj Gibson, USC, 2007-09
32.	894	Sidney Wicks, UCLA, 1969-71
33.	890	Chet Noe, ORE, 1950-53
34.	889	Sean Lampley, CAL, 1998-2001
35.	880	A.C. Green, OSU, 1982-85
36.	862	Doug True, CAL, 1977-80
37.	861	Anthony Cook, ARIZ, 1986-89
		Mark Madsen, STAN, 1997-2000
39.	860	Max Anderson, ORE, 1954-56
		Howard Wright, STAN, 1985-89
41.	846	Jim Loscutt, ORE, 1950-55
42.	844	Jim McKean, WSU, 1966-68
43.	839	Sam Clancy, USC, 1999-2002
44.	837	Ted Werner, WSU, 1963-65
45.	832	Bruno Boin, WASH, 1956-59
	832	Michael Wright, ARIZ, 1999-01
47.	831	John Rudometkin, USC, 1960-62
48.	828	Dave Gambia, OSU, 1956-58
49.	827	Charlie Sells, WSU, 1960-62
50.	822	Allen Young, USC, 1963-65
51.	821	Ronnie Coleman, USC, 1988-91
52.	820	Ed O'Bannon, UCLA, 1993-95
53.	818	Stan Love, ORE, 1968-71
		J.R. Henderson, UCLA, 1995-98
55.	817	A.J. Bramlett, ARIZ, 1996-99
56.	814	Dave Butler, CAL, 1983-87
57.	808	Sean Elliott, ARIZ, 1986-89
58.	806	Derrick Dowell, USC, 1984-87
59.	802	Ike Diogu, ASU, 2003-05
60.	798	John Revelli, STAN, 1980-84
61.	797	Charles O'Bannon, UCLA, 1994-97
62.	796	Curtis Rowe, UCLA, 1969-71
63.	792	James Edwards, WASH, 1974-77
64.	791	Dwight Morrison, Idaho, 1952-54
		Fred Slaughter, UCLA, 1962-64
66.	785	Steve Johnson, OSU, 1977-80
67.	784	Leonard Taylor, CAL, 1985-89
68.	775	Carlos Daniel, WSU, 1995-98
		L.R. Mbah a Moute, UCLA, 2006-08
70.	768	Roy Irvin, USC, 1953-55
		Ed Corell, WASH, 1961-63
72.	767	Wayne Carlander, USC, 1982-85
73.	763	Jaha Wilson, USC, 1994-97
	763	Jordan Hill, ARIZ, 2007-09
75.	755	Tom Dose, STAN, 1962-64
	755	David Bluthenthal, USC, 1999-2002
77.	757	Quincy Pondexter, WASH, 2007-10
78.	752	Detlef Schrempf, WASH, 1982-85
79.	751	Don Bragg, UCLA, 1952-55

REBOUNDING AVERAGE ALL GAMES

(Min. 2 seasons)

1.	15.7	Bill Walton, UCLA, 1972-74
2.	15.5	Lew Alcindor, UCLA, 1967-69
3.	15.4	Mel Counts, OSU, 1962-64
4.	14.8	Jim Loscutt, ORE, 1951-55
5.	14.6	Bob Peterson, ORE, 1951-52
6.	13.7	Ron Riley, USC, 1970-72
7.	13.5	Doug Smart, WASH, 1957-59
8.	13.1	Steve Hawes, WASH, 1970-72
9.	12.8	Swede Halbrook, OSU, 1954-55
		Bob Presley, CAL, 1968-69

REBOUNDS

CONFERENCE GAMES

1.	724	Jon Brockman, WASH, 2006-09
2.	687	Bill Walton, UCLA, 1972-74
3.	676	Chris Welp, WASH, 1984-87
4.	646	Doug Smart, WASH, 1957-59
5.	627	Adam Keefe, STAN, 1989-92
6.	600	Lew Alcindor, UCLA, 1967-69
7.	597	Trevor Wilson, UCLA, 1987-90
8.	581	Don MacLean, UCLA, 1989-92
9.	569	Ron Riley, USC, 1970-72
10.	567	Kimberly Belton, STAN, 1977-80

REBOUNDING AVERAGE CONFERENCE GAMES

(Min. 2 seasons)

1.	16.4	Bill Walton, UCLA, 1972-74
2.	14.6	Lew Alcindor, UCLA, 1967-69
3.	14.2	Steve Hawes, WASH, 1970-72
4.	13.5	Ron Riley, USC, 1970-72
		Doug Smart, WASH, 1957-59
6.	13.1	Ted Werner, WSU, 1964-65
7.	12.9	Swede Halbrook, OSU, 1954-55
8.	12.4	Willie Naulls, UCLA, 1954-56
9.	12.1	Bob Presley, CAL, 1968-69
10.	11.9	Rich Kelley, STAN, 1973-75

ASSISTS

ALL GAMES

(Min. 2 seasons)

1.	938	Gary Payton, OSU, 1987-90
2.	833	Pooh Richardson, UCLA, 1986-89
3.	810	Russell Brown, ARIZ, 1978-81
4.	780	Brevin Knight, STAN, 1994-97
5.	779	Brandon Granville, USC, 1999-2002
6.	670	Mustafa Shakur, ARIZ, 2004-07
7.	663	Damon Stoudamire, ARIZ, 1992-95
8.	652	Tyus Edney, UCLA, 1992-95
9.	636	Darrick Martin, UCLA, 1989-92
10.	622	Jason Gardner, ARIZ, 2000-03

STEALS

ALL GAMES (Min. 2 seasons)

1.	321	Gary Payton, OSU, 1986-90
2.	298	Brevin Knight, STAN, 1994-97
3.	258	Eddie House, ASU, 1997-2000
4.	246	Stevin Smith, ASU, 1990-94
5.	245	Jason Terry, ARIZ, 1996-99
6.	238	Hassan Adams, ARIZ, 2003-06
7.	236	Lafayette Lever, ASU, 1979-82
8.	235	Earl Watson, UCLA, 1998-2001
9.	228	Brandon Granville, USC, 1999-2002
10.	225	Jason Gardner, ARIZ, 2000-03

BLOCKED SHOTS

ALL GAMES

1.	278	Anthony Cook, ARIZ, 1986-89
2.	253	Taj Gibson, USC, 2007-09
3.	258	Channing Frye, ARIZ, 2002-05
4.	207	Michael Stewart, CAL, 1994-97
5.	195	Sam Clancy, USC, 1999-2002
6.	191	Mario Bennett, ASU, 1991-95
7.	188	Jelani McCoy, UCLA, 1996-98
8.	186	Chris Welp, WASH, 1984-87
	186	Loren Woods, ARIZ, 2000-01
10.	184	Dan Gadzuric, UCLA, 1999-2002

Conference figures do not include Pac-12 Tournament games (1987-90, 2002-12)

TRIPLE-DOUBLES

(All points-rebounds-assists)

(Since 1985)

1.	4	Jason Kidd, CAL
		vs. Md.-Baltimore County, Dec. 10, 1993 (17-11-11)
		vs. ARIZ, Jan. 13, 1994 (17-11-11)
		vs. STAN, Jan. 20, 1994 (15-10-18)
		vs. UCLA, Jan. 30, 1994 (18-14-12)
2.	3	Andre Iguodala, ARIZ
		vs. Texas, Dec. 9, 2003 (13-13-10)
		vs. Liberty, Dec. 28, 2003 (13-11-11)
		vs UCLA, Feb. 14, 2004 (14-11-10)
3.	2	Loren Woods, ARIZ
		vs. ORE, Feb. 3, 2000 (16-10-14)*
		vs. WASH, Jan. 12, 2001 (13-10-10)*
		Luke Jackson, ORE
		vs. Wash. Feb. 17, 2001 (14-11-10)
		vs. Florida A&M, Dec. 20, 2002 (14-11-10)
5.	1	Kevin Johnson, CAL
		vs. ARIZ, Jan. 22, 1987 (22-10-12)
		Gary Payton, OSU
		vs. Portland, Nov. 26, 1989 (20-14-11)
		Matt Muehlebach, ARIZ
		vs. USC, Mar. 9, 1990 (10-11-10)
		Chris Mills, ARIZ
		vs. Northern Arizona, Dec. 18, 1991 (19-10-10)
		Damon Stoudamire, ARIZ
		vs. ORE, Feb. 23, 1995 (32-12-14)
		Jelani McCoy, UCLA
		vs. Maryland, Dec. 9, 1995 (15-10-11)*
		Toby Bailey, UCLA
		vs. Stephen F. Austin, Dec. 18, 1995 (23-10-10)
		Luke Walton, ARIZ
		vs. USC, Jan. 17, 2002 (27-11-10)
		Brook Lopez, STAN
		vs. USC, Jan. 25, 2007 (18-11-12)*
		Kyle Weaver, WSU
		vs. STAN, Jan. 13, 2007 (14-13-10)
		Daniel Hackett, USC
		vs. South Carolina, Nov. 17 (22-10-10)

* - Points-rebounds-blocks

MOST POINTS

ALL GAMES

1. 870 Lew Alcindor, UCLA, 1967
2. 848 Khalid Reeves, ARIZ, 1994
3. 846 Bob Houbregs, WASH, 1953
4. 789 Harold Miner, USC, 1992
5. 775 Mel Counts, OSU, 1964
6. 750 Reggie Miller, UCLA, 1986
7. 746 Gary Payton, OSU, 1990
8. 745 Terrell Brandon, ORE, 1991
9. 744 Gail Goodrich, UCLA, 1965
10. 743 Sean Elliott, ARIZ, 1988

HIGHEST SCORING AVERAGE

ALL GAMES

1. 29.0 Lew Alcindor, UCLA, 1967
2. 26.7 Mel Counts, OSU, 1964
3. 26.6 Terrell Brandon, ORE, 1991
4. 26.3 Harold Miner, USC, 1992
5. 26.2 Lew Alcindor, UCLA, 1968
6. 25.9 Reggie Miller, UCLA, 1986
7. 25.7 Gary Payton, OSU, 1990
8. 25.6 Bob Houbregs, WASH, 1953
9. 25.3 Adam Keefe, STAN, 1992
10. 25.2 John Block, USC, 1966

FRESHMAN SCORING AVERAGE

ALL GAMES

1. 21.1 Shareef Abdur-Rahim, CAL, 1996
2. 20.6 Harold Miner, USC, 1990
3. 20.7 O.J. Mayo, USC, 2008
4. 19.7 Jerryd Bayless, ARIZ, 2008
5. 19.0 Ike Diogu, ASU, 2003
6. 18.6 Don MacLean, UCLA, 1989
7. 18.4 Cliff Robinson, USC, 1978
8. 17.8 James Harden, ASU, 2008
9. 17.6 Tom Lewis, USC, 1986
10. 17.5 Kevin Love, UCLA, 2008

MOST FIELD GOALS

ALL GAMES

1. 346 Lew Alcindor, UCLA, 1967
2. 325 Bob Houbregs, WASH, 1953
3. 303 Lew Alcindor, UCLA, 1969
4. 294 Lew Alcindor, UCLA, 1968
5. 288 Gary Payton, OSU, 1990
6. 283 Byron Scott, ASU, 1983
7. 281 Chris Welp, WASH, 1987
8. 277 Gail Goodrich, UCLA, 1965
- 277 Bill Walton, UCLA, 1973
10. 276 Richard Washington, UCLA, 1976
- 276 Khalid Reeves, ARIZ, 1994

MOST FIELD GOAL ATTEMPTS

ALL GAMES

1. 626 Ron Tomsic, STAN, 1953
2. 623 Eddie House, ASU, 2000
3. 604 Bob Houbregs, WASH, 1953
4. 590 Ron Lee, ORE, 1975
5. 582 Willie Naulls, UCLA, 1956
6. 579 Mel Counts, OSU, 1964
7. 574 Mel Counts, OSU, 1963
8. 572 Khalid Reeves, ARIZ, 1994
9. 571 Gary Payton, OSU, 1990
- 571 Harold Miner, USC, 1992

HIGHEST FIELD GOAL PCT.

ALL GAMES (Min. 3.0 made per game)

1. .756 Jelani McCoy, UCLA, 1997
(152-of-201)
2. 746 Steve Johnson, OSU, 198
(235-of-315)
3. .710 Steve Johnson, OSU, 1980
(211-of-297)
4. .702 Mark McNamara, CAL, 1982
(231-of-329)
5. .676 Todd MacCulloch, WASH, 1997
(163-of-241)
- .676 Jelani McCoy, UCLA, 1996
(138-of-204)
7. .667 Lew Alcindor, UCLA, 1967
(346-of-519)
- 8..66477 Eric Boateng, ASU, 2010
(117-of-176)
- 9..66475 Bill Walton, UCLA, 1974
(232-of-349)
10. .662 Todd MacCulloch, WASH, 1999
(210-of-317)

MOST 3-POINT FIELD GOALS

ALL GAMES

1. 120 Salim Stoudamire, ARIZ, 2005
2. 114 Steve Kerr, ARIZ, 1988
3. 113 Stevin Smith, ASU, 1993
4. 112 Damon Stoudamire, ARIZ, 1995
5. 110 Tajuan Porter, ORE, 2007
6. 106 Jason Gardner, ARIZ, 2002
7. 98 Klay Thompson, WSU, 2011
8. 96 Stevin Smith, ASU, 1994
9. 94 Orlando Williams, ORE, 1995
10. 93 Phil Glenn, USC, 1993
- 93 Damon Stoudamire, ARIZ, 1994
- 93 Luke Ridnour, ORE, 2002
- 93 Rihards Kuksiks, ASU, 2009
- 93 Jeremy Green, STAN, 2010

MOST 3-POINT FIELD GOAL ATT.

ALL GAMES

1. 300 Stevin Smith, ASU, 1993
2. 276 Jason Gardner, ARIZ, 2002
3. 265 Damon Stoudamire, ARIZ, 1994
4. 260 Stevin Smith, ASU, 1994
5. 252 Tajuan Porter, ORE, 2007
6. 249 Desmon Farmer, USC, 2004
7. 246 Klay Thompson, WSU, 2011
8. 244 Jeremy Green, STAN, 2010
9. 243 Dwayne Hackett, USC, 1993
10. 241 Damon Stoudamire, ARIZ, 1995

HIGHEST 3-POINT FIELD GOAL PCT.

ALL GAMES (Min. 1.0 made per game)

1. .573 Steve Kerr, ARIZ, 1988
(114-of-199)
2. .568 Derrick Williams, ARIZ, 2011
(42-of-74)
3. .527 Grant Leap, WASH, 2002
(39-of-74)
4. .525 Darren Collison, UCLA, 2008
(53-of-101)
5. .517 Todd Lichti, STAN, 1988
(46-of-89)
6. .515 Michael Roll, UCLA, 2009
(51-of-99)
7. .514 Michael McDonald, STAN 2001
(56-of-109)

8. .513 Matt Anderson, ASU, 1989
(41-of-80)
9. .504 Salim Stoudamire, ARIZ, 2005
(120-of-238)
10. .500 Donald Watts, WASH, 1999
(32-of-64)
- .500 Tracy Murray, UCLA, 1992
(78-of-156)
- .500 Billy Dreher, CAL, 1991
(56-of-112)
- .500 Anthony Lever, ORE, 2002
(53-of-106)
- .500 Nick DeWitz, OSU, 2005
(34-of-68)

MOST FREE THROWS

ALL GAMES

1. 248 Ike Diogu, ASU, 2005
2. 247 Derrick Williams, ARIZ, 2011
3. 243 Ike Diogu, ASU, 2004
4. 237 Mel Counts, OSU, 1964
5. 232 Harold Miner, USC, 1992
6. 211 Khalid Reeves, ARIZ, 1994
7. 204 James Harden, ASU, 2009
8. 203 Adam Keefe, STAN, 1991
9. 202 Reggie Miller, UCLA, 1986
10. 201 John Green, UCLA, 1962

MOST FREE THROW ATTEMPTS

ALL GAMES

1. 331 Derrick Williams, ARIZ, 2011
2. 328 Swede Halbrook, OSU, 1954
3. 316 Mel Counts, OSU, 1964
4. 311 Ike Diogu, ASU, 2005
5. 298 Ike Diogu, ASU, 2004
6. 294 Milo Mclvor, WSU, 1921
7. 286 Harold Miner, USC, 1992
8. 283 Larry Beck, WSU, 1956
9. 281 Dean Parsons, WASH, 1954
10. 274 Lew Alcindor, UCLA, 1967

HIGHEST FREE THROW PCT.

ALL GAMES (Min. 2.0 made per game)

1. .950 Rod Foster, UCLA, 1982
(95-of-100)
2. .933 Jerome Randle, CAL, 2010
(139-of-149)
3. .931 Ryan Mendez, STAN, 2001
(94-of-101)
4. .923 Kevin Mixon, ORE, 1991
(60-of-65)
5. .921 Don MacLean, UCLA, 1992
(197-of-214)
6. .920 Dion Cross, STAN, 1996
(81-of-88)
7. .918 Tajuan Porter, ORE, 2010
(56-of-61)
8. .914 Chris Hernandez, STAN, 2004
(96-of-105)
9. .910 Salim Stoudamire, ARIZ, 2005
(122-of-134)
10. .909 Rod Foster, UCLA, 1981
(60-of-66)
- Tajuan Porter, ORE, 2007
(80-of-88)
- E.J. Singler, ORE, 2012
(110-of-121)

MOST ASSISTS ALL GAMES

1. 294 Ahlon Lewis, ASU, 1998
2. 272 Jason Kidd, CAL, 1994
3. 248 Brandon Granville, USC, 2000
4. 247 Russell Brown, ARIZ, 1979
5. 244 Gary Payton, OSU, 1989
6. 236 Pooh Richardson, UCLA, 1989
7. 235 Gary Payton, OSU, 1990
8. 234 Brevin Knight, STAN, 1997
9. 233 Marcell Capers, ASU, 1995
10. 231 Reggie Geary, ARIZ, 1996

MOST STEALS ALL GAMES

1. 110 Jason Kidd, CAL, 1993
2. 100 Gary Payton, OSU, 1990
3. 94 Jeff Trepagnier, USC, 2000
4. 91 Jared Cunningham, OSU, 2012
- 91 Gary Payton, OSU, 1989
- 91 Lester Connor, OSU, 1982
7. 89 Malcolm Armstead, ORE, 2011
8. 85 Jared Cunningham, OSU, 2011
- 85 Jason Terry, ARIZ, 1997
10. 84 Mike Bibby, ARIZ, 1998

MOST STEALS ALL GAMES - FRESHMAN

1. 110 Jason Kidd, CAL, 1993
2. 77 Baron Davis, UCLA, 1998
- 77 Brevin Knight, STAN, 1994
4. 76 Mike Bibby, ARIZ, 1997
5. 73 James Harden, ASU, 2008
6. 71 Gilbert Arenas, ARIZ, 2000
7. 69 Maurice Jones, USC, 2011
8. 68 Errick Craven, USC, 2002
9. 66 Tony Wroten, WASH, 2012
10. 64 Earl Watson, UCLA, 1998

MOST REBOUNDS ALL GAMES

1. 506 Bill Walton, UCLA, 1973
2. 489 Mel Counts, OSU, 1964
3. 485 Mel Counts, OSU, 1963
4. 466 Lew Alcindor, UCLA, 1967
- Bill Walton, UCLA, 1972
6. 465 Bob Peterson, ORE, 1952
7. 461 Lew Alcindor, UCLA, 1968
8. 448 Jim Loscutoff, ORE, 1955
9. 440 Lew Alcindor, UCLA, 1969
10. 415 Kevin Love, UCLA, 2008

HIGHEST REBOUNDING AVERAGE ALL GAMES

1. 17.2 Jim Loscutoff, ORE, 1955
2. 16.9 Mel Counts, OSU, 1964
- Bill Walton, UCLA, 1973
4. 16.6 Bob Peterson, ORE, 1952
5. 16.5 Lew Alcindor, UCLA, 1968
6. 15.6 Mel Counts, OSU, 1963
7. 15.5 Lew Alcindor, UCLA, 1967
- Bill Walton, UCLA, 1972
9. 15.3 Ron Riley, USC, 1971
10. 14.8 Steve Hawes, WASH, 1971

BLOCKED SHOTS - ALL GAMES

1. 115 Mario Bennett, ASU, 1995
2. 113 Rodger Farrington, ASU, 1997
3. 102 Jelani McCoy, UCLA, 1996
- 102 Loren Woods, ARIZ, 2000
5. 100 Taj Gibson, USC, 2009
6. 85 Channing Frye, ARIZ, 2005
7. 84 Anthony Cook, ARIZ, 1989
- 84 Loren Woods, ARIZ, 2001
- 84 Taj Gibson, USC, 2008
10. 83 Curtis Borchardt, STAN, 2002
- 83 Robin Lopez, STAN, 2008

PAC-12 MEN'S BASKETBALL – BEST SEASON PERFORMANCE (Conference games only)

MOST POINTS CONFERENCE GAMES

1. 500 Reggie Miller, UCLA, 1986
2. 486 Terrell Brandon, ORE, 1991
3. 484 Harold Miner, USC, 1992
4. 463 Adam Keefe, STAN, 1992
5. 454 Gary Payton, OSU, 1990
- Lamond Murray, CAL, 1994
7. 442 Don Collins, WSU, 1980
8. 424 Harold Miner, USC, 1991
9. 417 Khalid Reeves, ARIZ, 1994
10. 416 Damon Stoudamire, ARIZ, 1995

HIGHEST SCORING AVERAGE CONFERENCE GAMES

1. 27.8 Reggie Miller, UCLA, 1986
2. 27.5 Lew Alcindor, UCLA, 1968
- John Block, USC, 1966
4. 27.4 Lew Alcindor, UCLA, 1967
5. 27.3 Stan Love, ORE, 1971
6. 27.0 Terrell Brandon, ORE, 1991
7. 26.9 Harold Miner, USC, 1992
8. 26.1 Ed Gray, CAL, 1997
9. 25.7 Adam Keefe, STAN, 1992
10. 25.2 Gary Payton, OSU, 1990
- 25.2 Lamond Murray, CAL, 1994

MOST REBOUNDS CONFERENCE GAMES

1. 282 Jim Loscutoff, ORE, 1955
2. 239 Bill Walton, UCLA, 1972
3. 231 Willie Naulls, UCLA, 1956
4. 229 Chet Noe, ORE, 1953
5. 228 Bill Walton, UCLA, 1973
6. 226 Doug Smart, WASH, 1959
- 226 Todd MacCulloch, WASH, 1999
8. 224 Adam Keefe, STAN, 1992
9. 223 Bob Peterson, ORE, 1952
10. 223 Jon Brockman, WASH, 2009

HIGHEST REBOUNDING AVERAGE CONFERENCE GAMES

1. 17.6 Jim Loscutoff, ORE, 1955
2. 17.1 Bill Walton, UCLA, 1972
3. 16.3 Lew Alcindor, UCLA, 1968
- 16.3 Bill Walton, UCLA, 1973
5. 15.1 Steve Hawes, WASH, 1971
6. 15.0 Ron Riley, USC, 1971
- 15.0 Ron Riley, USC, 1972
8. 14.8 Steve Hawes, WASH, 1972
9. 14.4 Willie Naulls, UCLA, 1956
- 14.4 Bill Walton, UCLA, 1974

SELECTED CATEGORIES

INDIVIDUAL

MOST POINTS - ALL GAMES

1. 61 Lew Alcindor, UCLA vs. WSU, Feb. 25, 1967
- 61 Eddie House, ASU vs. CAL, Jan. 8, 2000
3. 58 Gary Payton, OSU vs. USC, Feb. 22, 1990
4. 56 Lew Alcindor, UCLA vs. USC, Dec. 3, 1966
5. 50 Hank Luisetti, STAN vs. Duquesne, Jan. 1, 1938
6. 49 Bob Houbregs, WASH vs. Idaho, Jan. 10, 1953
Casey Jacobsen, STAN vs. ASU, Jan. 31, 2002
8. 48 Mel Counts, OSU vs. Louisiana State, Dec. 26, 1963
Gary Payton, OSU vs. Loyola Marymount, Dec. 19, 1989
Ed Gray, CAL vs. WSU, Feb. 22, 1997

Times 40 or more (multiple efforts only): Alcindor 6; House 4; Houbregs, Greg Ballard 3, Payton 3; John Block, Mel Counts, Gail Goodrich, Casey Jacobsen, Brian Quinnett, Reggie Miller, Damon Stoudamire, Klay Thompson 2

MOST POINTS - ALL GAMES (Freshman)

1. 41 Don MacLean, UCLA vs. North Texas State, Dec. 30, 1988

MOST POINTS - CONFERENCE GAME

1. 61 Lew Alcindor, UCLA vs. WSU, Feb. 25, 1967
61 Eddie House, ASU vs. CAL, Jan. 8, 2000
3. 58 Gary Payton, OSU vs. USC, Feb. 22, 1990
4. 49 Bob Houbregs, WASH vs. Idaho, Jan. 10, 1953
Casey Jacobsen, STAN vs. ASU, Jan. 31, 2002
6. 48 Ed Gray, CAL vs. WSU, Feb. 22, 1997
7. 45 John Block, USC vs. WASH, Feb. 11, 1966
Paul Williams, ASU vs. USC, Mar. 10, 1983
Damon Stoudamire, ARIZ vs. STAN, Jan. 14, 1995
10. 44 John Block, USC vs. ORE, Feb. 18, 1966
Lew Alcindor, UCLA vs. CAL, Jan. 12, 1968
Brian Quinnett, WSU vs. USC, Jan. 29, 1989
Jason Kapono, UCLA vs. WSU, Jan. 4, 2003

MOST POINTS - CONFERENCE GAME (Freshman)

1. 39 Cliff Robinson, USC vs. CAL, Feb. 2, 1978
Jerryd Bayless, ARIZ vs. ASU, Feb. 10, 2008

MOST REBOUNDS - ALL GAMES

1. 36 Swede Halbrook, OSU vs. Idaho, Feb. 15, 1955
2. 32 Swede Halbrook, OSU vs. Idaho, Feb. 14, 1955
Jim Loscutt, ORE vs. Brigham Young, Jan. 28, 1955
4. 30 Ed Corell, WASH vs. ORE, 1962 (date n/a)
5. 28 Steve Hawes, WASH vs. STAN, 1972 (date n/a)
Willie Naulls, UCLA vs. ASU, Jan. 28, 1956
Cliff Robinson, USC vs. Portland State, Jan. 20, 1978
David Bluthenthal, USC vs. ASU, Jan. 20, 2000
8. 27 Rich Kelley, STAN vs. Kentucky, Dec. 22, 1974
Jim McKean, WSU vs. West Virginia, Dec. 28, 1966
Bob Presley, CAL vs. St. Mary's, Dec. 6, 1967
Bill Walton, UCLA vs. Loyola (Chicago), Jan. 25, 1973
Bill Walton, UCLA vs. Maryland, Dec. 1, 1973

Times 25 or more: Halbrook 3; Presley, Walton 2

MOST REBOUNDS - CONFERENCE GAME

1. 36 Swede Halbrook, OSU vs. Idaho, Feb. 15, 1955
2. 32 Swede Halbrook, OSU vs. Idaho, Feb. 14, 1955
3. 28 Steve Hawes, WASH vs STAN, 1972
4. David Bluthenthal, USC vs. ASU, Jan. 20, 2000
5. 26 Dean Parsons, WASH vs. Idaho, 1955
6. 25 Bob Presley, CAL vs. OSU, Feb. 24, 1968
Ron Riley, USC vs. WSU, 1972
8. 24 Lew Alcindor, UCLA vs. WSU, Feb. 25, 1967
Ted Werner, WSU vs. UCLA, Feb. 13, 1965

MOST ASSISTS - ALL GAMES

1. 19 Russell Brown, ARIZ vs. Grand Canyon, Dec. 8, 1979
2. 18 Jason Kidd, CAL vs. STAN, Jan. 20, 1994
3. 17 Russell Brown, ARIZ vs. CAL, Feb. 2, 1979
4. 16 Rafael Stone, WASH vs. CAL, 1969-70
Ahlon Lewis, ASU vs. Northern Arizona, Dec. 3, 1997
Earl Watson, UCLA vs. Maryland, Mar. 18, 2000
Mitch Johnson, STAN vs. Marquette, Mar. 22, 2008
7. 15 Eight times. Last; Darren Collison, UCLA vs. ARIZ, Feb. 17, 2007

MOST ASSISTS - CONFERENCE GAME

1. 18 Jason Kidd, CAL vs. STAN, Jan. 20, 1994
2. 17 Russell Brown, ARIZ vs. CAL, Feb. 2, 1979
3. 16 Rafael Stone, WASH vs. CAL, 1970 (date n/a)
4. 15 Chester Dorsey, WASH vs. UCLA, 1975 (date n/a)
Gary Payton, OSU vs. ASU, Nov. 30, 1989
Donminic Ellison, WSU vs. CS Northridge, Jan. 25, 1995
Curtis Allen, WASH vs. ASU, Jan. 10, 2002
Darren Collison, UCLA vs. ARIZ, Feb. 17, 2007
9. 14 Six times. Last; Will Conroy, WASH vs. CAL, Mar. 3, 2005

MOST STEALS - ALL GAMES

1. 11 Tyus Edney, UCLA vs. George Mason, Dec. 22, 1994
2. 10 Brevin Knight, STAN vs. McNeese State, 1994
Jeff Trepagnier, USC vs. Utah State, Nov. 11, 1999
4. 9 Jason Hamilton, WASH vs. Eastern Wash., Nov. 28, 1995
Kenya Wilkins, ORE vs. Boise State, Dec. 20, 1996
Bennett Davison, ARIZ vs. STAN, Feb. 28, 1998
Darren Collison, UCLA vs. Long Beach State, Nov. 28, 2006
8. 8 14 times. Last; Jared Cunningham, OSU vs. WSU, Mar. 4, 2010

MOST BLOCKED SHOTS - ALL GAMES

1. 14 Loren Woods, ARIZ vs. ORE, Feb. 3, 2000
2. 12 Brook Lopez, STAN vs. USC, Jan. 25, 2007

TEAM

MOST POINTS - ALL GAMES

1. 149 UCLA vs. Loyola Marymount (98), Dec. 2, 1990
2. 134 UCLA vs. UC Irvine (101), Nov. 23, 1990
3. 133 UCLA vs. Louisiana State (84), Dec. 23, 1969
ARIZ vs. Duquesne (78), Nov. 27, 1987
5. 131 WSU vs. Prairie View A&M (89), Jan. 14, 1991
6. 130 WASH vs. Chico State (67), Dec. 1, 1992
7. 129 STAN vs. Yale (108), Dec. 6, 1986
8. 127 UCLA vs. Miami, Fla. (69), Dec. 12, 1969
CAL vs. Oklahoma City (67), Jan. 3, 1972
ARIZ vs. ASU (99), Jan. 15, 1998

MOST POINTS - CONFERENCE GAME

1. 127 ARIZ vs. ASU (99), Jan. 15, 1998
2. 121 UCLA vs. WSU (77), Jan. 4, 1964
ASU vs. WASH (90), Dec. 22, 1988
4. 120 UCLA vs. STAN (90), Feb. 27, 1970
UCLA vs. STAN (74), Feb. 26, 1976
6. 119 UCLA vs. ORE (78), Feb. 16, 1969
7. 118 UCLA vs. STAN (79), Jan. 14, 1972
8. 116 UCLA vs. STAN (78), Jan. 14, 1967
OSU vs. ARIZ (80), Jan. 13, 1979
STAN vs. UCLA (110), Dec. 23, 1987 (2OT)
ARIZ vs. WASH (61), Dec. 20, 1988
ARIZ vs. ASU (80), Feb. 18, 1993

PAC-12 COACHING RECORDS



WINNING PERCENTAGE (Conference Games Only)

COACH, SCHOOL	YRS	W-L	PCT
1. Gary Cunningham, UCLA (1978-79)	2	29-3	.906
2. Ben Cherrington, CAL (1917)	1	5-1	.833
3. Gene Bartow, UCLA (1976-77)	2	23-5	.821
4. John Wooden, UCLA (1949-75)	27	304-74	.810
5. Dean Walker, ORE (1919)	1	11-3	.786
6. Ernie Holbrook, USC (1943-44)	2	7-2	.778
7. Lute Olson, ARIZ (1984-07)	24	327-101	.764
8. Bob Evans, STAN (1919-20)	2	9-3	.750
9. Jim Rosborough, ARIZ (2001)	1	3-1	.750
10. Jim Harrick, UCLA (1989-96)	8	107-37	.743
11. Walter Powell, STAN (1921)	1	8-3	.727
12. Larry Farmer, UCLA (1982-84)	3	39-15	.722
13. Pete Newell, CAL (1955-60)	6	63-26	.708
14. Larry Brown, UCLA (1980-81)	2	25-11	.694
15. Ben Howland, UCLA (2004-)	9	108-53	.671
16. Sean Miller, ARIZ (2010-)	3	36-18	.667
Earl Wright, CAL (1920-24)	4	30-15	.667
18. Ralph Miller, OSU (1971-89)	19	204-106	.658
19. Mike Montgomery, STAN/CAL (1986-04/09-)	22	260-136	.657
20. Tippy Dye, WASH (1951-59)	9	99-52	.656
21. Walt Hazzard, UCLA (1985-88)	4	47-25	.653
22. Hec Edmundson, WASH (1921-47)	27	266-146	.646
23. Sam Barry, USC (1930-41, 1946-50)	17	137-76	.643
24. Ned Wulk, ASU (1978-82)	4	46-26	.639
25. Steve Lavin, UCLA (1997-03)	7	80-46	.635
26. Dave MacMillan, ID (1921-27)	6	36-21	.632
27. E.J. Stewart, ARIZ (1916)	1	5-3	.625
(n/a) Kilduff, CAL (1916)	1	5-3	.625
Trent Johnson, STAN (2005-08)	4	45-27	.625
30. Tad Boyle, COLO (2012-)	1	11-7	.611
31. Lorenzo Romar, WASH (2003-)	10	109-71	.606
32. Howard Hobson, ORE (1936-47)	11	108-77	.584
33. Tony Bennett, WSU (2007-09)	3	32-22	.593
34. Julie Bestos, USC (1942)	1	7-5	.583
35. Nibs Price, CAL (1925-54)	30	192-138	.582
36. Bob Boyd, USC (1967-79)	13	106-80	.570
37. Bob Hager, OSU (1923-28)	6	34-27	.557
38. Tim Floyd, USC (2006-09)	4	39-33	.542
39. Everett May, OSU (1917)	1	7-6	.538
40. Slats Gill, OSU (1929-64)	31	276-241	.534
41. John Bunn, STAN (1931-38)	8	52-46	.531
42. John Warren, ORE (1945-51)	5	44-39	.530
43. Art McLarney, WASH (1948-50)	3	27-25	.519
44. Ben Braun, CAL (1997-08)	12	110-106	.509
45. William Reinhart, ORE (1924-35)	12	80-80	.500
Andy Russo, WASH (1986-89)	4	36-36	.500
Bob Weinbauer, ASU (1983-85)	3	27-27	.500
Leo Calland, USC (1928-29)	2	10-10	.500
Russ Pennell, ARIZ (2009)	1	9-9	.500
William Hollender, CAL (1919-20)	2	7-7	.500
51. Marv Harshman, WSU/WASH (1959-71/1972-85)	23	176-177	.499
52. Stan Morrison, USC (1980-86)	7	62-64	.492
53. Dick Harter, ORE (1972-78)	7	48-50	.490
54. Paul Valenti, OSU (1960-70)	6	41-43	.488
55. Andy Kerr, STAN (1923-26)	4	12-13	.480
56. Bill Borchert, ORE (1952-56)	5	38-42	.475
57. Jack Friel, WSU (1929-58)	30	232-257	.474
Lou Campanelli, CAL (1986-92)	8	64-71	.474
59. Ernie Kent, ORE (1998-2010)	13	109-125	.466
60. Bill Frieder, ASU (1990-97)	8	67-77	.465
61. Henry Bibby, USC (1996-04)	9	71-82	.464
62. Howard Dallmar, STAN (1955-75)	21	132-160	.452
Tex Winter, WASH (1969-71)	3	19-23	.452
64. Everett Dean, STAN (1939-51)	11	60-73	.451
65. John Davidson, WASH (1916-17)	2	9-11	.450
66. Forrest Twogood, ID/USC (1937-41/1951-66)	21	135-168	.446
Don Newman, ASU (1998)	1	8-10	.444
68. George Raveling, WSU/USC (1973-83/1987-94)	19	140-178	.440
69. Charles Finley, ID (1948-54)	7	49-63	.438
70. Jim Anderson, OSU (1990-95)	6	47-61	.435
71. R.B. Rutherford, OSU (1921-22)	2	12-16	.429
Jerry Green, ORE (1993-97)	5	38-52	.422
Johnny Dawkins, STAN (2009-)	4	30-42	.417
Claude Hunt, WASH (1919)	1	5-7	.417
Leonard Allison, WASH (1920)	1	5-7	.417
76. Jim Padgett, CAL (1969-72)	4	23-33	.411
77. Don Monson, ORE (1984-92)	9	66-96	.407
78. Herb Sendek, ASU (2007-)	6	44-64	.407
79. Ken Bone, WSU (2010-)	3	22-32	.407
80. John Grayson, WASH (1960-63)	4	19-28	.404
81. Gene VanGent, STAN (1922)	1	4-6	.400
82. Bob Bender, WASH (1994-02)	9	63-97	.394
83. Dana Altman, ORE (2011-)	2	20-16	.556
Fred Snowden, ARIZ (1973-82)	4	28-44	.389
85. Sly Huntington, ORE (1920)	1	5-8	.385
86. Rob Evans, ASU (1999-06)	8	55-89	.382
87. Kelvin Sampson, WSU (1988-94)	7	48-78	.381
88. Fred Bohler, WSU (1909-26)	9	38-62	.380
89. Husky Hunt, STAN (1927-30)	4	12-20	.375
90. Rene Herrerias, CAL (1961-68)	8	40-67	.374
91. Craig Robinson, OSU (2009-)	4	27-45	.375
Kevin O'Neill, ARIZ/USC (2008/10-)	4	27-45	.375
93. Wilbur Johns, UCLA (1940-48)	9	34-58	.370
94. Steve Patterson, ASU (1984-88)	4	23-41	.359
95. Harlan Hodges, ID (1955-59)	5	28-52	.350
96. Tom Davis, STAN (1982-86)	4	25-47	.347
97. Dick Edwards, CAL (1973-78)	6	29-55	.345
98. Kevin Eastman, WSU (1995-99)	5	31-59	.344
99. Mac Duckworth, WASH (1964-68)	5	24-47	.338
100. Dick Bennett, WSU (2004-06)	3	18-36	.333
Charlie Parker, USC (1995-96)	2	9-18	.333
Bill Hargiss, OSU (1919-20)	2	8-16	.333
Bobby Muth, USC (1944-45)	2	3-6	.333
104. Len Stevens, WSU (1984-87)	4	23-49	.319
Lynn Nance, WASH (1990-93)	4	22-47	.319
106. J.A. Brown, ID (1943-46)	4	21-46	.313
107. Robert Burnett, STAN (1952-54)	3	11-25	.306
108. Steve Belko, ORE (1957-71)	10	44-102	.301
109. Jim Haney, ORE (1979-83)	5	27-63	.300
110. Dick Kuchen, CAL (1979-85)	7	37-89	.294
111. George Bohler, ORE (1921-23)	3	10-26	.278
Jim Saia, USC (2005)	1	5-13	.278
113. Jay John, OSU (2003-08)	6	28-74	.275
114. Rich Fox, ID (1928-36)	9	35-97	.265
115. Todd Bozeman, CAL (1993-96)	4	14-40	.259
116. Bob Schermerhorn, ASU (1989)	1	2-6	.250
Bill Hunter, USC (1922)	1	1-3	.250
118. Eddie Payne, OSU (1995-00)	5	22-68	.244
119. Dick DiBiasi, STAN (1975-81)	7	27-87	.237
120. J.W. Stewart, MONT (1924-29)	6	12-41	.226
121. Ritchie McKay, OSU (2001-02)	2	8-28	.222
122. Caddy Works, UCLA (1922-39)	12	28-102	.215
123. Les Turner, USC (1923-27)	5	6-22	.214
Bob Greenwood, WSU (1972)	1	3-11	.214
125. Karl Schlademan, WSU (1927-28)	2	4-16	.200
126. Larry Krystkowiak, UTAH (2012-)	1	3-15	.167
127. George Dahlberg, MONT (1938)	1	3-17	.150
128. Paul Graham, WSU (2000-03)	4	9-63	.125
Guy Wicks, ID (1947)	2	4-28	.125
130. Ben Lindsey, ARIZ (1983)	1	1-17	.056
131. Russel Wilson, STAN (1918)	1	0-6	.000
Hugo Bezdek, ORE (1917)	1	0-8	.000
Kevin Mouton, OSU (2008)	1	0-12	.000

CAREER VICTORIES (Conference Games Only)

COACH, SCHOOL	YRS	W-L	PCT
1. Lute Olson, ARIZ (1984-07)	24	327-101	.764
2. John Wooden, UCLA (1949-75)	27	304-74	.810
3. Slats Gill, OSU (1929-1964)	31	276-241	.534
4. Hec Edmundson, WASH (1921-47)	27	266-146	.646
5. Mike Montgomery, STAN/CAL (1986-04/09)	22	260-136	.657
6. Jack Friel, WSU (1929-58)	30	232-257	.474
7. Ralph Miller, OSU (1971-89)	19	204-106	.658
8. Nibs Price, CAL (1925-54)	30	192-138	.582
9. Marv Harshman, WSU/WASH (1959-71/1972-85)	23	176-177	.499
10. George Raveling, WSU/USC (1973-83/1987-94)	19	140-178	.440
11. Sam Barry, USC (1930-41, 1946-50)	17	137-76	.643
12. Forrest Twogood, ID/USC (1937-41/1951-66)	21	135-168	.446
13. Howard Dallmar, STAN (1955-75)	21	132-160	.452
14. Ben Braun, CAL (1997-08)	12	110-106	.509
15. Lorenzo Romar, WASH (2003-)	10	109-71	.606
Ernie Kent, ORE (1998-2010)	13	109-125	.466
17. Ben Howland, UCLA (2004-)	9	108-53	.671
Howard Hobson, ORE (1936-47)	11	108-77	.584
19. Jim Harrick, UCLA (1989-96)	8	107-37	.743
20. Bob Boyd, USC (1967-79)	13	106-80	.570
21. Tippy Dye, WASH (1951-59)	9	99-52	.656
22. Steve Lavin, UCLA (1997-03)	7	80-46	.641
William Reinhart, ORE (1924-35)	12	80-80	.500
24. Henry Bibby, USC (1996-05)	9	71-82	.464
Bill Frieder, ASU (1990-97)	8	67-77	.465
26. Don Monson, ORE (1984-92)	9	66-96	.407
27. Lou Campanelli, CAL (1986-92)	8	64-71	.474
28. Pete Newell, CAL (1955-60)	6	63-26	.708
Bob Bender, WASH (1994-02)	9	63-97	.394
30. Stan Morrison, USC (1980-86)	7	62-64	.492
31. Everett Dean, STAN (1939-51)	11	60-73	.451
32. Rob Evans, ASU (1999-06)	8	55-89	.382
33. John Bunn, STAN (1931-38)	8	52-46	.531
34. Charles Finley, ID (1948-54)	7	49-63	.438
35. Dick Harter, ORE (1972-78)	7	48-50	.490
Kelvin Sampson, WSU (1988-94)	7	48-78	.381
37. Walt Hazzard, UCLA (1985-88)	4	47-25	.653
Jim Anderson, OSU (1990-95)	6	47-61	.435
39. Ned Wulk, ASU (1958-82)	4	46-26	.639
40. Trent Johnson, STAN (2005-08)	4	45-27	.625
41. Herb Sendek, ASU (2007-)	6	44-64	.407
John Warren, ORE (1945-51)	5	44-39	.530
Steve Belko, ORE (1957-71)	10	44-102	.301
44. Paul Valenti, OSU (1965-70)	6	41-43	.488
45. Rene Herrerias, CAL (1961-68)	8	40-67	.374
46. Larry Farmer, UCLA (1982-84)	3	39-15	.722
47. Tim Floyd, USC (2006-09)	4	39-33	.542
Bill Borchert, ORE (1952-56)	5	38-42	.475
Jerry Green, ORE (1993-97)	5	38-52	.422
Fred Bohler, WSU (1909-26)	9	38-62	.380
51. Dick Kuchen, CAL (1979-85)	7	37-89	.294
52. Sean Miller, ARIZ (2010-)	3	36-18	.667
Dave MacMillan, ID (1921-27)	6	36-21	.632
Andy Russo, WASH (1986-89)	4	36-36	.500
55. Rich Fox, ID (1928-36)	9	35-97	.265
56. Bob Hager, OSU (1923-28)	6	34-27	.557
Wilbur Johns, UCLA (1940-48)	9	34-58	.370
58. Tony Bennett, WSU (2007-09)	3	32-22	.593
59. Kevin Eastman, WSU (1995-99)	5	31-59	.344
60. Johnny Dawkins, STAN (2009-)	4	30-42	.417
Earl Wright, CAL (1921-24)	4	30-15	.667
62. Gary Cunningham, UCLA (1978-79)	2	29-3	.906
Dick Edwards, CAL (1973-78)	6	29-55	.345
64. Fred Snowden, ARIZ (1973-82)	4	28-44	.389
Harlan Hodges, ID (1955-59)	5	28-52	.350
Caddy Works, UCLA (1922-39)	12	28-102	.215
Jay John, OSU (2003-08)	5	28-74	.275
68. Craig Robinson, OSU (2009-)	4	27-45	.375
Kevin O'Neill, ARIZ/USC (2008/10-)	4	27-45	.375
70. Art McLarney, WASH (1948-50)	3	27-25	.519

Bob Weinhauer, ASU (1983-85)	3	27-27	.500
Jim Haney, ORE (1979-1983)	5	27-63	.300
Dick DiBiasi, STAN (1975-81)	7	27-87	.237
74. Larry Brown, UCLA (1980-81)	2	25-11	.694
Tom Davis, STAN (1982-86)	4	25-47	.347
Mac Duckworth, WASH (1964-68)	5	24-47	.338
77. Gene Bartow, UCLA (1976-77)	2	23-5	.821
Jim Padgett, CAL (1969-72)	4	23-33	.411
Steve Patterson, ASU (1986-89)	4	23-41	.359
Len Stevens, WSU (1984-87)	4	23-49	.319
81. Ken Bone, WSU (2010-)	3	22-32	.407
Lynn Nance, WASH (1990-93)	4	22-47	.319
Eddie Payne, OSU (1995-99)	5	22-68	.244
84. J.A. Brown, ID (1943-46)	4	21-46	.313
85. Dana Altman, ORE (2011-)	2	20-16	.556
86. Tex Winter, WASH (1969-71)	3	19-23	.452
John Grayson, WASH (1960-63)	4	19-28	.404
88. Dick Bennett, WSU (2004-06)	3	18-36	.333
89. Todd Bozeman, CAL (1993-96)	4	14-40	.259
90. Andy Kerr, STAN (1923-26)	4	12-13	.480
R.B. Rutherford, OSU (1921-22)	2	12-16	.429
Husky Hunt, STAN (1927-30)	4	12-20	.375
J.W. Stewart, MONT (1924-29)	6	12-41	.226
94. Tad Boyle, COLO (2012-)	1	11-7	.611
Dean Walker, ORE (1919)	1	11-3	.786
Robert Burnett, STAN (1952-54)	3	11-25	.306
96. Leo Calland, USC (1928-29)	2	10-10	.500
George Bohler, ORE (1921-23)	3	10-26	.278
98. Russ Pennell, ARIZ (2009)	1	9-9	.500
Bob Evans, STAN (1919-20)	2	9-3	.750
John Davidson, WASH (1916-17)	2	9-11	.450
Charlie Parker, USC (1995-96)	2	9-18	.333
102. Paul Graham, WSU (2000-03)	4	9-63	.125
103. Walter Powell, STAN (1921)	1	8-3	.727
Don Newman, ASU (1998)	1	8-10	.444
Bill Hargiss, OSU (1919-1920)	2	8-16	.333
Ritchie McKay, OSU (2001-02)	2	8-28	.222
107. Ernie Holbrook, USC (1943-44)	2	7-2	.778
Julie Bestos, USC (1942)	1	7-5	.583
Everett May, OSU (1917)	1	7-6	.538
William Hollender, CAL (1919-20)	2	7-7	.500
111. Les Turner, USC (1923-1927)	5	6-22	.214
112. Ben Cherrington, CAL (1917)	1	5-1	.833
(n/a) Kilduff, CAL (1916)	1	5-3	.625
E.J. Stewart, OSU (1916)	1	5-3	.625
Leonard Allison, WASH (1920)	1	5-7	.417
Claude Hunt, WASH (1919)	1	5-7	.417
Sly Huntington, ORE (1920)	1	5-8	.385
Jim Saia, USC (2005)	1	5-13	.278
120. Gene VanGent, STAN (1922)	1	4-6	.400
Karl Schlademan, WSU (1927-28)	2	4-16	.200
Guy Wicks, ID (1947)	2	4-28	.125
122. Jim Rosborough, ARIZ (2001)	1	3-1	.750
Bobby Muth, USC (1944-45)	2	3-6	.333
Bob Greenwood, WSU	1	3-11	.214
Larry Krystkowiak, UTAH (2012-)	1	3-15	.167
George Dahlberg, MONT (1938)	1	3-17	.150
127. Bob Schermerhorn, ASU (1989)	1	2-6	.250
128. Bill Hunter, USC (1922)	1	1-3	.250
Ben Lindsey, ARIZ (1983)	1	1-17	.056
130. Russell Wilson, STAN (1918)	1	0-6	.000
Hugo Bezdek, ORE (1917)	1	0-8	.000
Kevin Mouton, OSU (2008)	1	0-12	.000

Coaching records include all regular season and divisional and conference playoff games, but do not reflect forfeits. Active coaches are **bold**.

1915-16

F Adolph Siebets, OSU
 F Jack Davidson, WASH
 C Dan Foster, CAL
 G P.A. Embury, CAL
 G Ira Mix, OSU

1916-17

F Adolph Siebets, OSU
 F Ivan Price, WSU
 C George Hjelte, CAL
 G Roy Bohler, WSU
 G Steve Staatz, WASH

1917-18

No Conference competition.

1918-19

F Ed Durno, ORE
 F McClellan Rockey, WSU
 C Henry Anderson, CAL
 G Hal Chapman, ORE
 G Irving Cook, WASH

1919-20

F Ed Durno, ORE
 F McClellan Rockey, WSU
 C C.E. Righter, STAN
 G Arthur Eggleston, CAL
 G Irving Cook, WASH

1920-21

F Ed Durno, ORE
 F C.E. Righter, STAN
 C Henry Sielk, WASH
 G Arthur Eggleston, CAL
 G Fred Adams, STAN

1921-22

F John Talt, CAL
 F Al Fox, IDA
 C Marshall Hjelte, OSU
 G Jimmy Bryan, WASH
 G Amory Gill, OSU

1922-23

F Al Fox, IDA
 F John Talt, CAL
 C Hugh Latham, ORE
 G Harold Telford, IDA
 G J.R. Crawford, WASH

1923-24

F Amory Gill, OSU
 F John Talt, CAL
 C Hugh Latham, ORE
 G Aubrey Kincaid, CAL
 G Dick Welts, WASH

1924-25

F Bob Hesketh, WASH
 F Harold Ridings, OSU
 C Bill Higgins, CAL
 G Carlos Steele, OSU
 G Algot Westergren, ORE

1925-26

F Albert Schuss, WASH
 F Jerry Gunther, ORE
 C Bill Higgins, CAL
 G George Dixon, CAL
 G Algot Westergren, ORE

1926-27

F Francis Watson, CAL
 F Morris Badgro, USC
 C Roy Okerberg, ORE
 G George Dixon, CAL
 G Algot Westergren, ORE

1927-28

F Monty Snider, WASH
 F Jesse Mortenson, USC
 C Jack Bruner, USC
 G Alfred James, WASH
 G Rufus Gregory, CAL

1928-29

F Vern Corbin, CAL
 F Frank McMillan, IDA
 C Harold McClary, WASH
 G Harlow Rothert, STAN
 G Joel Coffield, CAL

1929-30

F Kent Pursel, CAL
 F Henry Swanson, WASH
 C Jesse Mortenson, USC
 G John Lehnars, USC
 G Art McLarney, WSU

1930-31

F Richard Linthicum, UCLA
 F Henry Swanson, WASH
 C Wilbur Caldwell, USC
 G Ralph Cairney, WASH
 G Joel Coffield, CAL

1931-32

F Joe Kintana, CAL
 F Jerry Nemer, USC
 C Huntley Gordon, WSU
 G Ralph Cairney, WASH
 G Carl Vendt, CAL

1932-33

F Jerry Nemer, USC
 F Hal Eifert, CAL
 C Ed Lewis, OSU
 G Julie Bescos, USC
 G Hal Lee, WASH

1933-34

F Bob Galer, WASH
 F Hal Eifert, CAL
 C Lee Guttero, USC
 G Hal Lee, WASH
 G Julie Bescos, USC

1934-35

F Jack Hupp, USC
 F Bob Galer, WASH
 C Lee Guttero, USC
 G George Hibbard, OSU
 G Bryan Moore, STAN

1935-36

F Hank Luisetti, STAN
 F Wally Palmberg, OSU
 C Ralph Bishop, WASH
 G Bob Egge, WASH
 G Eddie Oram, USC

1936-37

F Hank Luisetti, STAN
 F Ed Loverich, WASH
 C Ivar Nelson, WSU
 G Eddie Oram, USC
 G Bryan Moore, STAN

1937-38

F Hank Luisetti, STAN
 F Lauren Gale, ORE
 C Art Stoeffen, STAN
 G Jack Calderwood, STAN
 G Wally Johansen, ORE

1938-39

F Lauren Gale, ORE
 F Ralph Vaughn, USC
 C Urgel Wintermute, ORE
 G George Ziegenfuss, WASH
 G Dale Sears, USC

1939-40

F Ralph Vaughn, USC
 F John Dick, ORE
 C Dale Sears, USC
 G Tom McGarvin, USC
 G Al Hunter, OSU

1940-41

F Vic Townsend, ORE
 F Don Burness, STAN
 C Paul Lindeman, WSU
 G Ray Sundquist, WSU
 G Jen Davidson, STAN

1941-42

F Bob Ormsby, USC
 F Ray Turner, IDA
 C John Mandic, OSU
 G Bill Cowden, STAN
 G Jim Pollard, STAN

1942-43

F Gale Bishop, WSU
 F Gene Rock, USC
 C Chuck Gilmur, WASH
 G Jim Seminoff, USC
 G Bill Morris, WASH

1943-44

North
 F Al Akins, WASH
 F Perry Nelson, WASH
 C Jack Nichols, WASH
 G Bill Morris, WASH
 G Bill Taylor, WASH

South

F Dick West, UCLA
 F John Higgins, CAL
 C Bob Howard, USC
 G Wayne Hooper, CAL
 G Bill Rankin, UCLA

1944-45

North
 F Dick Wilkins, ORE
 F Ephraim Rocha, OSU
 C Vince Hanson, WSU
 G Bob Hamilton, ORE
 G Bob Jorgenson, WASH

South

F Gus Mota, CAL
 F Bill Rankin, UCLA
 C Jack Nichols, USC
 G Bill Putnam, UCLA
 G Bob Graham, USC

1945-46

North
 F Fred Quinn, IDA
 F Gale Bishop, WSU
 C Ephraim Rocha, OSU
 G Dick Wilkins, ORE
 G Norm Dalthorp, WASH

South

F Merv Lafaille, CAL
 F Andy Wolfe, CAL
 C Jack Nichols, USC
 G Chuck Clustka, UCLA
 G Bob Hogeboom, CAL

1946-47

North
 F Bob Sheridan, WSU
 F Jack Nichols, WASH
 C Ephraim Rocha, OSU
 G Lew Beck, OSU
 G Stan Williamson, ORE

South

F Jack Rocker, CAL
 F Andy Wolfe, CAL
 C Don Barksdale, UCLA
 G Dave Minor, UCLA
 G John Higgins, STAN

1947-48

North
 F Sammy White, WASH
 F Jack Nichols, WASH
 C Vince Hanson, WSU
 G Cliff Crandall, OSU
 G Preston Brimhall, IDA
 G Stan Williamson, ORE

South

F Chuck Hanger, CAL
 F John Stanich, UCLA
 F John Higgins, STAN
 C Alex Hannum, USC
 G Andy Wolfe, CAL
 G Dave Minor, UCLA

1948-49

North
 F Ed Gayda, WSU
 F Sammy White, WASH
 C Roger Wiley, ORE
 G Cliff Crandall, OSU
 G Preston Brimhall, IDA

South

F Bill Sharman, USC
 F Alan Sawyer, UCLA
 C Bill Hagler, CAL
 G George Stanich, UCLA
 G Dave Davidson, STAN

1949-50

North
 F Will Urban, ORE
 F Ed Gayda, WSU
 C Gene Conley, WSU
 G Lou Soriano, WASH
 G Bob Pritchett, IDA

South

F Bill Sharman, USC
 F George Yardley, STAN
 C Carl Kraushaar, UCLA
 G George Stanich, UCLA
 G Bob Matheny, CAL

1950-51

North
 F Frank Guisness, WASH
 F Bob Peterson, ORE
 C Bob Houbregs, WASH
 G Bob Gambold, WSU
 G Bob Payne, OSU

South

F Dick Ridgway, UCLA
 F Bill Hagler, CAL
 C Jim Ramstead, STAN
 G Tom Riach, USC
 G Eddie Sheldrake, UCLA

1951-52

North
 F Frank Guisness, WASH
 F Hartly Kruger, IDA
 C Bob Houbregs, WASH
 G Ken Hunt, ORE
 G Danny Johnston, OSU

South

F Ron Tomsic, STAN
 F Ken Flower, USC
 C Bob McKeen, CAL
 G Jim Doan, CAL
 G Jim Walsh, STAN

1952-53

North
 F Chet Noe, ORE
 F Doug McClary, WASH
 C Bob Houbregs, WASH
 G Joe Cipriano, WASH
 G Ken Wegner, ORE

South

F Ken Flower, USC
 F John Rickson, CAL
 C Bob McKeen, CAL
 G Bob Matheny, CAL
 G Ron Tomsic, STAN

1953-54

North
 F Ron Bennink, WSU
 F Dean Parsons, WASH
 C Swede Halbrook, OSU
 G Cecil Holland, ORE
 G Bob Garrison, IDA

South

F Roy Irvin, USC
 F Bob McKeen, CAL
 C Russ Lawler, STAN
 G Ron Livingston, UCLA
 G Don Bragg, UCLA

1954-55

- North**
F Dean Parsons, WASH
F Jim Loscutoff, ORE
C Swede Halbrook, OSU
G Ron Bennink, WSU
G Harlan Melton, IDA

South

- F John Moore, UCLA
F Don Bragg, UCLA
F Willie Naulls, UCLA
C Bob McKeen, CAL
G Ron Tomsic, STAN
G Dick Welsh, USC

1955-56

- F Willie Naulls, UCLA
F Larry Beck, WSU
C Bruno Boin, WASH
G Morris Taft, UCLA
G George Selleck, STAN

1956-57

- F Larry Friend, CAL
F Dave Gambee, OSU
C Doug Smart, WASH
G Larry Beck, WSU
G Danny Rogers, USC

1957-58

- F Dave Gambee, OSU
F Doug Smart, WASH
C Don McIntosh, CAL
G Charlie Franklin, ORE
G Gary Simmons, IDA

1958-59

- F Doug Smart, WASH
F John Werhas, USC
F Walt Torrence, UCLA
C Darrall Imhoff, CAL
G Denny Fitzpatrick, CAL
G Paul Neumann, STAN
G Lee Harman, OSU

1959-60

- F Bill Hanson, So., WASH
F Bill McClintock, Jr., CA
C Darrall Imhoff, Sr., CAL
G John Arrillaga, Sr., STAN
G Earl Schultz, Jr., CAL

1960-61

- F Bill Hanson, Jr., WASH
F Bill McClintock, Sr., CAL
C John Rudometkin, Jr., USC
G Gary Cunningham, Jr., UCLA
G Chris Appel, Jr., USC

1961-62

- F John Windsor, Sr., STAN
F John Rudometkin, Sr., USC
C Bill Hanson, Sr., WASH
G John Green, Sr., UCLA
G Chris Appel, Sr., USC

1962-63

- F Gordon Martin, Sr., USC
F Ed Correll, Sr., WASH
C Tom Dose, Jr., STAN
G Walt Hazzard, Jr., UCLA
G Don Clemetson, Sr., STAN

1963-64

- F Jack Hirsch, Sr., UCLA
F Allen Young, Jr., USC
C Tom Dose, Sr., STAN
G Gail Goodrich, Jr., UCLA
G Walt Hazzard, Sr., UCLA

1964-65

- F Keith Erickson, Sr., UCLA
F Bob Bedell, Jr., STAN
C John Block, Jr., USC
G Gail Goodrich, Sr., UCLA
G Jim Jarvis, Sr., OSU

1965-66

- F Charlie White, Sr., OSU
F Mike Lynn, Jr., UCLA
C John Block, Sr., USC
C John Barnett, Sr., ORE
G Art Harris, So., STAN

1966-67

- F Jim McKean, Jr., WSU
F Bill Hewitt, Jr., USC
C Lew Alcindor, So., UCLA
G Russ Critchfield, Jr., CAL
G Lucius Allen, So., UCLA

1967-68

- F Bill Hewitt, Sr., USC
F Jim McKean, Sr., WSU
C Lew Alcindor, Jr., UCLA
G Russ Critchfield, Sr., CAL
G Mike Warren, Sr., UCLA

1968-69

- F Curtis Rowe, So., UCLA
F Ted Wierman, Sr., WSU
C Lew Alcindor, Sr., UCLA
G Mack Calvin, Sr., USC
G Charlie Johnson, So., CAL

1969-70

- F Sidney Wicks, Jr., UCLA
F George Irvine, Sr., WASH
C Stan Love, Jr., ORE
G Rick Erickson, Sr., WSU
G Paul Westphal, So., USC

1970-71

- F Sidney Wicks, Sr., UCLA
F Curtis Rowe, Sr., UCLA
C Stan Love, Sr., ORE
G Paul Westphal, So., USC
G Phil Chenier, Jr., CAL

1971-72

- F Ansley Truitt, Sr., CAL
F Ron Riley, Sr., USC
F Steve Hawes, Sr., WASH
C Bill Walton, So., UCLA
G Freddie Boyd, Sr., OSU
G Claude Terry, Sr., STAN

1972-73

- F Keith Wilkes, Jr., UCLA
C Rich Kelley, So., STAN
C Bill Walton, Jr., UCLA
G Ron Lee, Fr., ORE
G Louie Nelson, Sr., WASH

1973-74

- F Keith Wilkes, Sr., UCLA
C Bill Walton, Sr., UCLA
C Rich Kelley, Jr., STAN
G Ron Lee, So., ORE
G Dan Anderson, Sr., USC

1974-75

- F Dave Meyers, Sr., UCLA
F Lonnie Shelton, So., OSU
C Rich Kelley, Sr., STAN
G Gus Williams, Sr., USC
G Ron Lee, Jr., ORE

1975-76

- F Marques Johnson, Jr., UCLA
F Greg Ballard, Jr., ORE
F Richard Washington, Jr., UCLA
C James Edwards, Jr., WASH
G *Ron Lee, Sr., ORE

1976-77

- F *Marques Johnson, Sr., UCLA
F Greg Ballard, Sr., ORE
F David Greenwood, So., UCLA
C James Edwards, Sr., WASH
G Mike Bratz, Sr., STAN
G Rocky Smith, Sr., OSU

1977-78

- First Team**
F *David Greenwood, Jr., UCLA
F Rickey Lee, Sr., OSU
C Cliff Robinson, Fr., USC
G Raymond Townsend, Sr., UCLA
G Roy Hamilton, Jr., UCLA
Second Team
F Kimberly Belton, So., STAN
F Donald Collins, So., WSU
C James Donaldson, Jr., WSU
G Gene Ransom, Jr., CAL
G Don Carfino, So., USC

1978-79

- First Team**
F *David Greenwood, Sr., UCLA
C Steve Johnson, So., OSU
C Cliff Robinson, So., USC
C Larry Demic, Sr., ARIZ
G Brad Holland, Sr., UCLA
G Roy Hamilton, Sr., UCLA
Second Team
F Don Collins, Jr., WSU
G Joe Nehls, Jr., ARIZ
G Wolfe Perry, Sr., STAN
F Kimberly Belton, Jr., STAN
F Purvis Miller, So., USC
F Kiki Vandeweghe, Jr., UCLA

1979-80

- F *Don Collins, Sr., WSU
F Kurt Nimphius, Sr., ASU
F Kiki Vandeweghe, Sr., UCLA
F Kimberly Belton, Sr., STAN
F Doug True, Sr., CAL
C Steve Johnson, Jr., OSU
G Ray Blume, Jr., OSU
G Don Carfino, Sr., USC
G Bryan Rison, Sr., WSU
G Joe Nehls, Sr., ARIZ

1980-81

- F Ron Davis, Sr., ARIZ
F Mike Sanders, Jr., UCLA
F Andra Griffin, Sr., WASH
F Sam Williams, Sr., ASU
F Maurice Williams, Jr., USC
C *Steve Johnson, Sr., OSU
C Alton Lister, Sr., ASU
G Ray Blume, Sr., OSU
G Rod Foster, So., UCLA
G Mark Radford, Sr., OSU
G Lafayette Lever, Jr., ASU

1981-82

- F Kenny Fields, So., UCLA
F Mike Sanders, Sr., UCLA
F Dan Caldwell, Sr., WASH
F Maurice Williams, Sr., USC
C Mark McNamara, Sr., CAL
C Charlie Sitton, So., OSU
C John Revelli, So., STAN
G *Lester Conner, Sr., OSU
G Dwight Anderson, Sr., USC
G Lafayette Lever, Sr., ASU

1982-83

- F *Kenny Fields, Jr., UCLA
F Steve Harriel, Sr., WSU
F A.C. Green, So., OSU
F Paul Williams, Sr., ASU
C Charlie Sitton, Jr., OSU
C Blair Rasmussen, So., ORE
G Byron Scott, Jr., ASU
G Rod Foster, Sr., UCLA
G Jacque Hill, Sr., USC
G Keith Jones, Jr., STAN

1983-84

- F *A.C. Green, Jr., OSU
F Detlef Schrempf, Jr., WASH
F Charlie Sitton, Sr., OSU
F Kenny Fields, Sr., UCLA
F Wayne Carlander, Jr., USC
C Blair Rasmussen, Jr., ORE
C Pete Williams, Jr., ARIZ
G Keith Jones, Sr., STAN
G Chris Beasley, Sr., ASU
G Ralph Jackson, Sr., UCLA

1984-85

- F *Wayne Carlander, Sr., USC
F A.C. Green, Sr., OSU
F Detlef Schrempf, Sr., WASH
F Eddie Smith, Sr., ARIZ
C Pete Williams, Sr., ARIZ
C Blair Rasmussen, Sr., ORE
C Chris Welp, So., WASH
G Nigel Miguel, Sr., UCLA
G Keith Morrison, Jr., WSU

1985-86

- F Derrick Dowell, Jr., USC
F Paul Fortier, Sr., WASH
F Reggie Miller, Jr., UCLA
C Jerry Adams, Sr., ORE
C Jose Ortiz, Jr., OSU
C *Chris Welp, Jr., WASH
G Kevin Johnson, Jr., CAL
G Steve Kerr, Jr., ARIZ
G Todd Lichti, Fr., STAN
G Keith Morrison, Sr., WSU

1986-87

- F Derrick Dowell, Sr., USC
F Sean Elliott, So., ARIZ
F Todd Lichti, So., STAN
F Reggie Miller, Sr., UCLA
F Phil Zevenbergen, Sr., WASH
C *Jose Ortiz, Sr., OSU
C Chris Welp, Sr., WASH
G Steve Beck, Sr., ASU
G Kevin Johnson, Sr., CAL
G Pooh Richardson, So., UCLA
G Anthony Taylor, Jr., ORE

1987-88

- F Anthony Cook, Jr., ARIZ
F *Sean Elliott, Jr., ARIZ
F Trevor Wilson, So., UCLA
F Howard Wright, Jr., STAN
G Steve Kerr, Sr., ARIZ
G Todd Lichti, Jr., STAN
G Gary Payton, So., OSU
G Eldridge Recasner, So., WASH
G Pooh Richardson, Jr., UCLA
G Anthony Taylor, Sr., ORE

1988-89

- F Anthony Cook, Sr., ARIZ
F Trent Edwards, Sr., ASU
F *Sean Elliott, Sr., ARIZ
F Trevor Wilson, Jr., UCLA
F Howard Wright, Sr., STAN
C Leonard Taylor, Sr., CAL
G Todd Lichti, Sr., STAN
G Gary Payton, Jr., OSU
G Eldridge Recasner, Jr., WASH
G Pooh Richardson, Sr., UCLA

1989-90

- F Jud Buechler, Sr., ARIZ
F Brian Hendrick, Fr., CAL
F Adam Keefe, So., STAN
F Don MacLean, So., UCLA
F Trevor Wilson, Sr., UCLA
G *Gary Payton, Sr., OSU
G Terrell Brandon, So., ORE
G Harold Miner, Fr., USC
G Eldridge Recasner, Sr., WASH
G Keith Smith, Sr., CAL

1990-91

- F Teo Alibegovic, Sr., OSU
F Don MacLean, Jr., UCLA
F Tracy Murray, So., UCLA
F Brian Williams, Jr., ARIZ
C Isaac Austin, Sr., ASU
C Ronnie Coleman, Sr., USC
C Brian Hendrick, So., CAL
C Adam Keefe, Jr., STAN
G *Terrell Brandon, Jr., ORE
G Harold Miner, So., USC

1991-92

- F Brian Hendrick, Jr., CAL
F Adam Keefe, Sr., STAN
F Don MacLean, Sr., UCLA
F Chris Mills, Jr., ARIZ
F Tracy Murray, Jr., UCLA
C Scott Haskin, Jr., OSU
C Sean Rooks, Sr., ARIZ
G Duane Cooper, Sr., USC
G Terrence Lewis, Sr., WSU
G *Harold Miner, Jr., USC

1992-93

F *Chris Mills, Sr., ARIZ
 F Lamond Murray, So., CAL
 F Ed O'Bannon, So., UCLA
 C Scott Haskin, Sr., OSU
 C Rich Manning, Sr., WASH
 G Tyus Edney, So., UCLA
 G Jason Kidd, Fr., CAL
 G Bennie Seltzer, Sr., WSU
 G Stevin Smith, Jr., ASU
 G Damon Stoudamire, So., ARIZ

1993-94

F Mario Bennett, So., ASU
 F Lamond Murray, Jr., CAL
 F Ed O'Bannon, Jr., UCLA
 F Lorenzo Orr, Jr., USC
 G Tyus Edney, Jr., UCLA
 G *Jason Kidd, So., CAL
 G Khalid Reeves, Sr., ARIZ
 G Stevin Smith, Sr., ASU
 G Damon Stoudamire, Jr., ARIZ
 G Orlando Williams, Jr., ORE

1994-95

F Brent Barry, Sr., OSU
 F Mario Bennett, Sr., ASU
 G Dion Cross, Jr., STAN
 G Tyus Edney, Sr., UCLA
 F Mark Hendrickson, Jr., WSU
 G Brevin Knight, So., STAN
 F *Ed O'Bannon, Sr., UCLA
 F Ray Owes, Sr., ARIZ
 G *Damon Stoudamire, Sr., ARIZ
 G Orlando Williams, Sr., ORE

1995-96

F *Shareef Abdur-Rahim, Fr., CAL
 G Toby Bailey, So., UCLA
 G Dion Cross, Sr., STAN
 F Ben Davis, Sr., ARIZ
 G Isaac Fontaine, Jr., WSU
 G Reggie Geary, Sr., ARIZ
 F J.R. Henderson, So., UCLA
 F Mark Hendrickson, Sr., WSU
 G Brevin Knight, Jr., STAN
 F Charles O'Bannon, Jr., UCLA
 F Mark Sanford, So., WASH

1996-97

G Toby Bailey, Jr., UCLA
 G Stais Boseman, Sr., USC
 F Michael Dickerson, Jr., ARIZ
 G Isaac Fontaine, Sr., WSU
 G *Ed Gray, Sr., CAL
 G Brevin Knight, Sr., STAN
 C Jelani McCoy, So., UCLA
 F Charles O'Bannon, Sr., UCLA
 F Mark Sanford, Jr., WASH
 G Jeremy Veal, Jr., ASU
 G Kenya Wilkins, Sr., ORE

1997-98

G Toby Bailey, Sr., UCLA
 G *Mike Bibby, So., ARIZ
 F Carlos Daniel, Sr., WSU
 F Michael Dickerson, Sr., ARIZ
 F J.R. Henderson, Sr., UCLA
 C Todd MacCulloch, Jr., WASH
 G Miles Simon, Sr., ARIZ
 G Jeremy Veal, Sr., ASU
 G Kris Weems, Jr., STAN
 C Tim Young, Jr., STAN

1998-99

F Mike Batiste, Sr., ASU
 F A.J. Bramlett, Sr., ARIZ
 G Baron Davis, So., UCLA
 G Eddie House, Jr., ASU
 F Bobby Lazor, Sr., ASU
 G Arthur Lee, Sr., STAN
 C Todd MacCulloch, Sr., WASH
 F Mark Madson, Jr., STAN
 G Deaundra Tanner, So., OSU
 G *Jason Terry, Sr., ARIZ

1999-00

G Jason Gardner, Fr., ARIZ
 G *Eddie House, Sr., ASU
 F Casey Jacobsen, Fr., STAN
 F Jason Kapono, Fr., UCLA
 F Sean Lampley, Jr., CAL
 F Mark Madsen, Sr., STAN
 F Brian Scalabrine, Jr., USC
 G Alex Scales, Sr., ORE
 C Loren Woods, Jr., ARIZ
 F Michael Wright, So., ARIZ

2000-01

G Gilbert Arenas, So., ARIZ
 F Bryan Bracey, Sr., ORE
 F Sam Clancy, Jr., USC
 F Jarron Collins, Sr., STAN
 C Jason Collins, Jr., STAN
 G/F Casey Jacobsen, So., STAN
 F Jason Kapono, So., UCLA
 F *Sean Lampley, Sr., CAL
 G Earl Watson, Sr., UCLA
 F Michael Wright, Jr., ARIZ

2001-02

C Curtis Borchardt, Jr., STAN
 F *Sam Clancy, Sr., USC
 G Jason Gardner, Jr., ARIZ
 G/F Casey Jacobsen, Jr., STAN
 G Frederick Jones, Sr., ORE
 F Jason Kapono, Jr., UCLA
 F/C Chad Prewitt, Sr., ASU
 G Luke Ridnour, So., ORE
 F Luke Walton, Jr., ARIZ
 F Doug Wrenn, So., WASH

2002-03

G Julius Barnes, Sr., STAN
 C Ike Diogu, Fr., ASU
 G Jason Gardner, Sr., ARIZ
 F Luke Jackson, Jr., ORE
 F Jason Kapono, Sr., UCLA
 F Philip Ricci, Sr., OSU
 G *Luke Ridnour, Jr., ORE
 F Joe Shipp, Sr., CAL
 F Amit Tamir, So., CAL
 F Luke Walton, Sr., ARIZ

2003-04

G/F *Josh Childress, Jr., STAN
 F/C Ike Diogu, So., ASU
 G Desmon Farmer, Sr., USC
 C Channing Frye, Jr., ARIZ
 G Chris Hernandez, So., STAN
 F Andre Iguodala, So., ARIZ
 F Luke Jackson, Sr., ORE
 F David Lucas, Jr., OSU
 F Leon Powe, Fr., CAL
 G Nate Robinson, So., WASH

2004-05

F/C *Ike Diogu, Jr., ASU
 C Channing Frye, Sr., ARIZ
 G Dan Grunfeld, Jr., STAN
 G Chris Hernandez, Jr., STAN
 G Thomas Kelati, Sr., WSU
 F David Lucas, Sr., OSU
 G Nate Robinson, Jr., WASH
 G Tre Simmons, Sr., WASH
 G Salim Stoudamire, Sr., ARIZ
 G/F Dijon Thompson, Sr., UCLA

2005-06

G Hassan Adams, Sr., ARIZ
 G Arron Afflalo, So., UCLA
 G Jordan Farmar, So., UCLA
 F Matt Haryasz, Sr., STAN
 G Chris Hernandez, Sr., STAN
 F Leon Powe, So., CAL
 G Gabe Pruitt, So., USC
 G *Brandon Roy, Sr., WASH
 G Ayinde Ubaka, Jr., CAL
 G/F Nick Young, So., USC

2006-07

G *Arron Afflalo, Jr., UCLA
 F Jon Brockman, So., WASH
 G Aaron Brooks, Sr., ORE
 G Darren Collison, So., UCLA
 F Lawrence Hill, So., STAN
 G Derrick Low, Jr., WSU
 G Kyle Weaver, Jr., WSU
 F Marcus Williams, So., ARIZ
 G/F Nick Young, Jr., USC

2007-08

First Team
 F Ryan Anderson, So., CAL
 G James Harden, Fr., ASU
 F Brook Lopez, So., STAN
 C *Kevin Love, Fr., UCLA
 G O.J. Mayo, Fr., USC
Second Team
 G Jerryd Bayless, Fr., ARIZ
 F Jon Brockman, Jr., WASH
 G Darren Collison, Jr., UCLA
 F Maarty Leunen, Sr., ORE
 G Kyle Weaver, Sr., WSU
Third Team
 F Chase Budinger, So., ARIZ
 F Taj Gibson, So., USC
 G Derrick Low, Sr., WSU
 F Jeff Pendergraph, Jr., ASU
 G Russell Westbrook, So., UCLA

2008-09

First Team
 F Jon Brockman, Sr., WASH
 F Chase Budinger, Jr., ARIZ
 G Patrick Christopher, Jr., CAL
 G Darren Collison, Sr., UCLA
 G Justin Dentmon, Sr., WASH
 G *James Harden, So., ASU
 F Jordan Hill, Jr., ARIZ
 F Jeff Pendergraph, Sr., ASU
 G Jerome Randle, Jr., CAL
 G Taylor Rochestie, Sr., WSU
Second Team
 F Taj Gibson, Jr., USC
 G Daniel Hackett, Jr., USC
 G/F Josh Shipp, Sr., UCLA
 G Isaiah Thomas, Fr., WASH
 G Nic Wise, Jr., ARIZ

2009-10

First Team
 G Ty Abbott, Jr., ASU
 G Patrick Christopher, Sr., CAL
 F Landry Fields, Sr., STAN
 F Quincy Pondexter, Sr., WASH
 G *Jerome Randle, Sr., CAL
 G Michael Roll, Sr., UCLA
 G Isaiah Thomas, So., WASH
 G Klay Thompson, So., WSU
 F Derrick Williams, Fr., ARIZ
 G Nic Wise, Sr., ARIZ
Second Team
 F Jamal Boykin, Sr., CAL
 G Jeremy Green, So., STAN
 G Calvin Haynes, Jr., OSU
 F Theo Robertson, Sr., CAL
 F Nikola Vucevic, So., USC

2010-11

First Team
 F Matthew Bryan-Amaning, Sr., WASH
 G Jeremy Green, Jr., STAN
 G Jorge Gutierrez, Jr., CAL
 F Tyler Honeycutt, So., UCLA
 G Malcolm Lee, Jr., UCLA
 F Reeves Nelson, So., UCLA
 G Isaiah Thomas, Jr., WASH
 G Klay Thompson, Jr., WSU
 F Nikola Vucevic, Jr., USC
 F *Derrick Williams, So., ARIZ
Second Team
 F DeAngelo Casto, Jr., WSU
 F Joevan Catron, Sr., ORE
 G Jared Cunningham, So., OSU
 F Harper Kamp, Jr., CAL
 G Trent Lockett, So., ASU

2011-12

First Team
 G Allen Crabbe, So., CAL
 G Jared Cunningham, Jr., OSU
 G Kyle Fogg, Sr., ARIZ
 G *Jorge Gutierrez, Sr., CAL
 F Solomon Hill, Jr., ARIZ
 G Devoe Joseph, Sr., ORE
 F Brock Motum, Jr., WSU
 F André Roberson, So., COLO
 G Terence Ross, So., WASH
 G Tony Wroten, Fr., WASH
Second Team
 G Carlon Brown, Sr., COLO
 G Lazerick Jones, Sr., UCLA
 F Harper Kamp, Sr., CAL
 F Josh Owens, Sr., STAN
 F E.J. Singler, Jr., ORE

* - Denotes Player of the Year

ALL-CONFERENCE SELECTIONS BY SCHOOL (Total selections)

1. UCLA	114
2. WASH	91
3. CAL	87
4. USC	80
5. STAN	77
6. ORE	63
7. OSU	61
8. ARIZ	53
9. WSU	47
10. ASU	29
11. IDA	13
12. COLO	2
13. MONT	0
UTAH	0

ARIZONA (39)

- G Hassan Adams ('06)
- G Gilbert Arenas ('01)
- G Jerryd Bayless ('08)
- G Mike Bibby ('98)
- F A.J. Bramlett ('99)
- F Chase Budinger ('08, '09)
- F Jud Buechler ('90)
- F Anthony Cook ('88, '89)
- F Ben Davis ('96)
- F Ron Davis ('81)
- C Larry Demic ('79)
- F Michael Dickerson ('97)
- F Sean Elliott ('87, '88, '89)
- G Kyle Fogg ('12)
- C Channing Frye ('04, '05)
- G Jason Gardner ('00, '02, '03)
- G Reggie Geary ('96)
- F Jordan Hill ('09)
- F Solomon Hill ('12)
- F Andre Iguodala ('04)
- G Steve Kerr ('86, '88)
- F Chris Mills ('92, '93)
- G Joe Nehls ('80)
- F Ray Owes ('95)
- G Khalid Reeves ('94)
- C Sean Rooks ('92)
- G Miles Simon ('98)
- F Eddie Smith ('85)
- G Damon Stoudamire ('93, '94, '95)
- G Salim Stoudamire ('05)
- G Jason Terry ('99)
- F Luke Walton ('02, '03)
- F Brian Williams ('91)
- F Derrick Williams ('10, '11)
- C Pete Williams ('84, '85)
- F Marcus Williams ('07)
- G Nic Wise ('09, '10)
- C Loren Woods ('00)
- F Michael Wright ('00, '01)

ARIZONA STATE (22)

- G Ty Abbott ('10)
- C Isaac Austin ('91)
- F Mike Batiste ('99)
- G Chris Beasley ('84)
- G Steve Beck ('87)
- F Mario Bennett ('94, '95)
- F Ike Diogu ('03, '04, '05)
- F Trent Edwards ('89)
- G James Harden ('08, '09)
- G Eddie House ('99, '00)
- F Bobby Lazor ('99)
- G Lafayette Lever ('81, '82)
- C Alton Lister ('81)
- G Trent Locket ('11)
- F Kurt Nimphius ('80)
- F Jeff Pendergraph ('08, '09)
- F/C Chad Prewitt ('02)
- G Byron Scott ('83)
- G Stevin Smith ('93, '94)
- F Paul Williams ('83)
- F Sam Williams ('81)
- G Jeremy Veal ('97, '98)

CALIFORNIA (60)

- C Henry Anderson ('19)
- F Ryan Anderson ('08)
- F Jamal Boykin ('10)
- G Phil Chenier ('71)
- G Patrick Christopher ('09, '10)
- G Joel Coffield ('29, '31)
- F Vern Corbin ('29)
- G Allen Crabbe ('12)
- G Russ Critchfield ('67, '68)

- G George Dixon ('26, '27)
- G Arthur Eggleston ('20, '21)
- F Hal Eifert ('33, '34)
- G P.A. Embury ('16)
- G Denny Fitzpatrick ('59)
- C Dan Foster ('16)
- F Larry Friend ('57)
- G Ed Gray ('97)
- G Rufus Gregory ('28)
- G Jorge Gutierrez ('11, '12)
- C Bill Hagler ('49, '51)
- F Chuck Hanger ('48)
- F Brian Hendrick ('90, '91, '92)
- C Bill Higgins ('25, '26)
- F John Higgins ('44)
- G Bob Hogeboom ('46)
- G Wayne Hooper ('44)
- C Darrall Imhoff ('59, '60)
- G Charlie Johnson ('69)
- G Kevin Johnson ('86, '87)
- F Harper Kamp ('11, '12)
- G Jason Kidd ('93, '94)
- G Aubrey Kincaid ('24)
- F Joe Kintana ('32)
- F Merv Lafaille ('46)
- F Sean Lampley ('00, '01)
- G Bob Matheny ('50, '53)
- F Bill McClintock ('60, '61)
- C Don McIntosh ('58)
- C Bob McKeen ('53, '54, '55)
- C Mark McNamara ('82)
- F Gus Mota ('45)
- F Lamond Murray ('93, '94)
- F Leon Powe ('04, '06)
- F Kent Pursel ('30)
- G Jerome Randle ('09, '10)
- G John Ricksen ('53)
- G Theo Robertson ('10)
- F Jack Rocker ('47)
- F Joe Ship ('03)
- F John Talt ('22, '23, '24)
- C Leonard Taylor ('89)
- F Doug True ('80)
- F Ansley Truitt ('71)
- G Earl Schultz ('60)
- G Keith Smith ('90)
- F Amit Tamir ('03)
- G Ayinde Ubaka ('06)
- G Carl Vendt ('32)
- F Francis Watson ('27)
- F Andy Wolfe ('46, '47, '48)

COLORADO (2)

- G Carlton Brown ('12)
- F André Roberson ('12)

OREGON (43)

- C Jerry Adams ('86)
- F Greg Ballard ('76, '77)
- G Jim Barnett ('66)
- F Bryan Brace ('01)
- G Terrell Brandon ('90, '91)
- G Aaron Brooks ('07)
- F Joevan Catron ('11)
- G Hal Chapman ('19)
- F John Dick ('40)
- F Ed Durno ('19, '20, '21)
- G Charlie Franklin ('58)
- F Lauren Gale ('38, '39)
- F Jerry Gunther ('26)
- G Bob Hamilton ('45)
- G Cecil Holland ('54)
- G Ken Hunt ('52)
- F Luke Jackson ('03, '04)
- G Wally Johansen ('38)

- G Frederick Jones ('02)
- G Devoe Joseph ('12)
- C Hugh Latham ('23, '24)
- G Ron Lee ('73, '74, '75, '76)
- F Maarty Leunen ('08)
- F Jim Loscutt ('55)
- C Stan Love ('70, '71)
- F Chet Noe ('53)
- C Roy Okerberg ('27)
- F Bob Peterson ('51)
- C Blair Rasmussen ('83, '84, '85)
- G Luke Ridnour ('02, '03)
- G Anthony Taylor ('87, '88)
- G Alex Scales ('00)
- F E.J. Singler ('12)
- G Vic Townsend ('41)
- F Will Urban ('50)
- G Ken Wegner ('53)
- G Algot Westergren ('25, '26, '27)
- C Roger Wiley ('49)
- G Dick Wilkins ('45, '46)
- G Kenya Wilkins ('97)
- G Orlando Williams ('94, '95)
- G Stan Williamson ('47, '48)
- C Urgel Wintermute ('39)

OREGON STATE (42)

- F Teo Alibegovic ('91)
- F Brent Barry ('95)
- G Lew Beck ('47)
- G Ray Blume ('80, '81)
- G Freddie Boyd ('72)
- G Lester Conner ('82)
- G Cliff Crandall ('48, '49)
- G Jared Cunningham ('11, '12)
- F Dave Gambee ('57, '58)
- G Amory Gill ('22, '24)
- F A.C. Green ('83, '84, '85)
- C Swede Halbrook ('54, '55)
- G Lee Harman ('59)
- C Scott Haskin ('92, '93)
- G Calvin Haynes ('10)
- G George Hibbard ('35)
- C Marshall Hjelte ('22)
- G Al Hunter ('40)
- G Jim Jarvis ('65)
- C Steve Johnson ('79, '80, '81)
- G Danny Johnston ('52)
- F Rickey Lee ('78)
- C Ed Lewis ('33)
- F David Lucas ('04, '05)
- C John Mandic ('42)
- G Ira Mix ('16)
- C Jose Ortiz ('86, '87)
- F Wally Palmberg ('36)
- G Bob Payne ('51)
- G Gary Payton ('88, '89, '90)
- G Mark Radford ('81)
- C Phillip Ricci ('03)
- F Harold Ridings ('25)
- F Ephraim Rocha ('45, '46, '47)
- F Lonnie Shelton ('75)
- F Adolph Siebets ('16, '17)
- C Charlie Sitton ('82, '83, '84)
- G Rocky Smith ('77)
- G Carlos Steele ('25)
- G Deandra Tanner ('99)
- F Charlie White ('66)

STANFORD (54)

- G Fred Adams ('21)
- G John Arrillaga ('60)
- G Julius Barnes ('03)
- F Bob Bedell ('65)
- F Kimberly Belton ('80)

- C Curtis Borchardt ('02)
- F Don Burness ('41)
- G Mike Bratz ('77)
- G Jack Calderwood ('38)
- G/F Josh Childress ('04)
- G Don Clemetson ('63)
- F Jarron Collins ('01)
- C Jason Collins ('01)
- G Bill Cowden ('42)
- G Dion Cross ('95, '96)
- G Dave Davidson ('49)
- G Jen Davidson ('41)
- C Tom Dose ('63, '64)
- G Landry Fields ('10)
- G Jeremy Green ('10, '11)
- G Dan Grunfeld ('05)
- G Art Harris ('66)
- F Matt Haryasz ('06)
- G Chris Hernandez ('04, '05, '06)
- G John Higgins ('47, '48)
- F Lawrence Hill ('07)
- F Casey Jacobsen ('00, '01, '02)
- G Keith Jones ('83, '84)
- F Adam Keefe ('90, '91, '92)
- C Rich Kelley ('73, '74, '75)
- G Brevin Knight ('95, '96, '97)
- C Russ Lawler ('54)
- G Arthur Lee ('99)
- G Todd Lichti ('86, '87, '88, '89)
- F Brook Lopez ('08)
- F Hank Luisetti ('36, '37, '38)
- F Mark Madsen ('99, '00)
- G Bryan Moore ('35, '37)
- G Paul Neumann ('59)
- F Josh Owens ('12)
- G Jim Pollard ('42)
- C Jim Ramstead ('51)
- C John Revelli ('82)
- C C.E. Righter ('20, '21)
- G Harlow Rothert ('29)
- G George Selleck ('55)
- C Art Stoefen ('38)
- G Claude Terry ('72)
- G Ron Tomsic ('53, '55)
- G Kris Weems ('98)
- F John Windsor ('62)
- F Howard Wright ('88, '89)
- F George Yardley ('50)
- C Tim Young ('98)

UCLA (74)

- G Arron Afflalo ('06, '07)
- C Lew Alcindor ('67, '68, '69)
- G Lucius Allen ('67)
- G Toby Bailey ('96, '97, '98)
- C Don Barksdale ('47)
- G Don Bragg ('54, '55)
- G Chuck Clustka ('46)
- G Darren Collison ('07, '08, '09)
- G Gary Cunningham ('61)
- G Baron Davis ('99)
- G Tyrus Edney ('93, '94, '95)
- F Keith Erickson ('65)
- G Jordan Farmar ('06)
- F Kenny Fields ('82, '83, '84)
- G Rod Foster ('81, '83)
- G Gail Goodrich ('64, '65)
- G John Green ('62)
- F David Greenwood ('77, '78, '79)
- G Roy Hamilton ('78, '79)
- G Walt Hazzard ('63, '64)
- F J.R. Henderson ('96, '98)
- F Jack Hirsch ('64)
- G Brad Holland ('79)
- F Tyler Honeycutt ('11)

- G Ralph Jackson ('84)
- F Marques Johnson ('76, '77)
- G Lazeric Jones ('12)
- F Jason Kapono ('00, '01, '02, '03)
- C Carl Kraushaar ('50)
- G Malcolm Lee ('11)
- F Richard Linthicum ('31)
- G Ron Livingston ('54)
- C Kevin Love ('08)
- F Mike Lynn ('66)
- F Don MacLean ('90, '91, '92)
- C Jelani McCoy ('97)
- F Dave Meyers ('75)
- G Nigel Miguel ('85)
- F Reggie Miller ('86, '87)
- G Dave Minor ('47, '48)
- F John Moore ('55)
- F Tracy Murray ('91, '92)
- F Reeves Nelson ('11)
- F Willie Naulls ('55, '56)
- F Charles O'Bannon ('96, '97)
- F Ed O'Bannon ('93, '94, '95)
- G Bill Putnam ('45)
- G Bill Rankin ('44, '45)
- G Pooh Richardson ('87, '88, '89)
- F Dick Ridgway ('51)
- G Michael Roll ('10)
- F Curtis Rowe ('69, '71)
- F Mike Sanders ('81, '82)
- F Alan Sawyer ('49)
- G Eddie Sheldrake ('51)
- G/F Josh Shipp ('09)
- G George Stanich ('49, '50)
- F John Stanich ('48)
- G Morris Taft ('56)
- G/F Dijon Thompson ('05)
- G Walt Torrence ('59)
- G Raymond Townsend ('78)
- F Kiki Vandeweghe ('80)
- C Bill Walton ('72, '73, '74)
- G Mike Warren ('68)
- F Richard Washington ('76)
- G Earl Watson ('01)
- F Dick West ('44)
- G Russell Westbrook ('08)
- F Sidney Wicks ('70, '71)
- F Keith Wilkes ('73, '74)
- F Trevor Wilson ('88, '89, '90)

USC (59)

- G Dan Anderson ('74)
- G Dwight Anderson ('82)
- G Chris Appel ('61, '62)
- F Morris Badgro ('27)
- G Julie Bescos ('33, '34)
- C John Block ('65, '66)
- G Stais Boseman ('97)
- C Jack Bruner ('28)
- C Wilbur Caldwell ('31)
- G Mack Calvin ('69)
- G Don Carfino ('80)
- F Wayne Carlander ('84, '85)
- F Sam Clancy ('01, '02)
- C Ronnie Coleman ('91)
- G Duane Cooper ('92)
- F Derrick Dowell ('86, '87)
- G Desmond Farmer ('04)
- F Ken Flower ('53)
- F Taj Gibson ('08, '09)
- G Bob Graham ('45)
- C Lee Guttero ('34, '35)
- G Daniel Hackett ('09)
- C Alex Hannum ('48)
- F Bill Hewitt ('67, '68)
- G Jacque Hill ('83)

C Bob Howard ('44)
 F Jack Hupp ('35)
 F Roy Irvin ('54)
 G John Lehnert ('30)
 F Gordon Martin ('63)
 G O.J. Mayo ('08)
 G Tom McGarvin ('40)
 G Harold Miner ('90, '91, '92)
 F Jesse Mortenson ('28, '30)
 F Jerry Nemer ('32, '33)
 C Jack Nichols ('45, '46)
 G Eddie Oram ('36, '37)
 F Bob Ormsby ('42)
 F Lorenzo Orr ('94)
 G Gabe Pruitt ('06)
 G Tom Riach ('51)
 F Ron Riley ('72)
 C Cliff Robinson ('78, '79)
 F Gene Rock ('43)
 G Danny Rogers ('57)
 C John Rudometkin ('61, '62)
 F Brian Scalabrine ('00)
 G Dale Sears ('39, '40)
 G Jim Seminoff ('43)
 F Bill Sharman ('49, '50)
 F Ralph Vaughn ('39, '40)
 F Nikola Vucevic ('10, '11)
 G Dick Welsh ('55)
 F John Werhas ('59)
 G Paul Westphal ('70, '71)
 G Gus Williams ('75)
 F Maurice Williams ('81, '82)
 F Allen Young ('64)
 G/F Nick Young ('06, '07)

UTAH (0)

(None)

WASHINGTON (64)

F Al Akins ('44)
 C Ralph Bishop ('36)
 C Bruno Boin ('56)
 F Jon Brockman ('07, '08, '09)
 G Jimmy Bryan ('22)
 F Matthew Bryan-Amaning ('11)
 G Ralph Cairney ('31, '32)
 F Dan Caldwell ('82)
 G Joe Cipriano ('53)
 G Irving Cook ('19, '20)
 F Ed Correll ('63)
 G J.R. Crawford ('23)
 G Norm Dalthorp ('46)
 F Jack Davidson ('16)
 G Justin Dentmon ('09)
 C James Edwards ('76, '77)
 G Bob Egge ('36)
 F Paul Fortier ('86)
 F Bob Galer ('34, '35)
 C Chuck Gilmur ('43)
 F Andra Griffin ('81)
 F Frank Guisness ('51, '52)
 F Bill Hanson ('60, '61, '62)
 F Steve Hawes ('72)
 F Bob Hesketh ('25)
 C Bob Houbregs ('51, '52, '53)
 F George Irvine ('70)
 G Alfred James ('28)
 G Bob Jorgenson ('45)
 G Hal Lee ('33, '34)
 F Ed Loverich ('37)
 C Todd MacCulloch ('98, '99)
 C Rich Manning ('93)
 F Doug McClary ('53)
 C Harold McClary ('29)
 G Bill Morris ('43, '44)

G Louie Nelson ('73)
 F Perry Nelson ('44)
 C Jack Nichols ('44, '47, '48)
 F Dean Parsons ('54, '55)
 F Quincy Pondexter ('10)
 G Eldridge Recasner ('88, '89, '90)
 G Nate Robinson ('04, '05)
 G Terrence Ross ('12)
 G Brandon Roy ('06)
 F Mark Sanford ('96, '97)
 F Detleg Schrempf ('84, '85)
 F Albert Schuss ('26)
 C Henry Sielk ('21)
 G Tre Simmons ('05)
 C Doug Smart ('57, '58, '59)
 F Monty Snider ('28)
 G Lou Soriano ('50)
 G Steve Staatz ('17)
 F Henry Swanson ('30, '31)
 G Bill Taylor ('44)
 G Isaiah Thomas ('09, '10, '11)
 C Chris Welp ('85, '86, '87)
 G Dick Welts ('24)
 F Sammy White ('48, '49)
 F Doug Wrenn ('02)
 G Tony Wroten ('12)
 F Phil Zevenbergen ('87)
 G George Ziegenfuss ('39)

WASHINGTON STATE (35)

F Larry Beck ('56, '57)
 F Ron Bennink ('54, '55)
 F Gale Bishop ('43, '46)
 G Roy Bohler ('17)
 F DeAngelo Casto ('11)
 F Don Collins ('80)
 C Gene Conley ('50)
 F Carlos Daniel ('98)
 G Rick Erickson ('70)
 G Isaac Fontaine ('96, '97)
 C Bob Gambold ('51)
 F Ed Gayda ('49, '50)
 C Huntley Gordon ('32)
 C Vince Hanson ('45, '48)
 F Steve Harriel ('83)
 F Mark Hendrickson ('95, '96)
 G Terrence Lewis ('92)
 C Paul Lindeman ('41)
 G Derrick Low ('07, '08)
 G Thomas Kelati ('05)
 F Jim McKean ('67, '68)
 G Art McLarney ('30)
 G Keith Morrison ('85, '86)
 F Brock Motum ('12)
 C Ivar Nelson ('37)
 F Ivan Price ('17)
 G Bryan Rison ('80)
 G Taylor Rochestie ('09)
 F McClellan Rockey ('19, '20)
 G Bennie Seltzer ('93)
 F Bob Sheridan ('47)
 G Ray Sundquist ('41)
 G Klay Thompson ('10, '11)
 G Kyle Weaver ('07, '08)
 F Ted Wierman ('69)

IDAHO (11)

G Preston Brimhall ('48, '49)
 F Al Fox ('22, '23)
 G Bob Garrison ('54)
 F Hartly Kruger ('52)
 F Frank McMillan ('29)
 G Harlan Melton ('55)

G Bob Pritchett ('50)
 F Fred Quinn ('46)
 G Gary Simmons ('58)
 G Harold Telford ('23)
 F Ray Turner ('42)

MONTANA (0)

(None)

FOUR-TIME ALL-CONFERENCE SELECTIONS

Jason Kapono, UCLA ('00, '01, '02, '03)
 Ron Lee, ORE ('73, '74, '75, '76)
 Todd Lichti, STAN ('86, '87, '88, '89)
 Bob McKeen, CAL ('52, '53, '54, '55)

THREE-TIME ALL-CONFERENCE SELECTIONS

Lew Alcindor, UCLA ('67, '68, '69)
 Toby Bailey, UCLA ('96, '97, '98)
 Kimberly Belton, STAN ('78, '79, '80)
 Jon Brockman, WASH ('07, '08, '09)
 Don Collins, WSU ('78, '79, '80)
 Darren Collison, UCLA ('07, '08, '09)
 Ike Diogu, ASU ('03, '04, '05)
 Ed Durno, ORE ('19, '20, '21)
 Tyus Edney, UCLA ('93, '94, '95)
 Sean Elliott, ARIZ ('87, '88, '89)
 Kenny Fields, UCLA ('82, '83, '84)
 Jason Gardner, ARIZ ('00, '02, '03)
 A.C. Green, OSU ('83, '84, '85)
 David Greenwood, UCLA ('77, '78, '79)
 Brian Hendrick, CAL ('90, '91, '92)
 Chris Hernandez, STAN ('04, '05, '06)
 Bob Houbregs, WASH ('51, '52, '53)
 Casey Jacobsen, STAN ('00, '01, '02)
 Steve Johnson, OSU ('79, '80, '81)
 Adam Keefe, STAN ('90, '91, '92)
 Rich Kelley, STAN ('73, '74, '75)
 Brevin Knight, STAN ('95, '96, '97)
 Hank Luisetti, STAN ('36, '37, '38)
 Don MacLean, UCLA ('90, '91, '92)
 Harold Miner, USC ('90, '91, '92)
 Jack Nichols, WASH ('44, '47, '48)
 Ed O'Bannon, UCLA ('93, '94, '95)
 Gary Payton, OSU ('88, '89, '90)
 Blair Rasmussen, ORE ('83, '84, '85)
 Ephraim Rocha, OSU ('45, '46, '47)
 Charlie Sitton, OSU ('82, '83, '84)
 Doug Smart, WASH ('57, '58, '59)
 Damon Stoudamire, ARIZ ('93, '94, '95)
 John Talt, CAL ('22, '23, '24)
 Isaiah Thomas, WASH ('09, '10, '11)
 Bill Walton, UCLA ('72, '73, '74)
 Chris Welp, WASH ('85, '86, '87)
 Algot Westergren, ORE ('25, '26, '27)
 Andy Wolfe, CAL ('46, '47, '48)

1983-84

F Steve Beck, ASU
F Derrick Dowell, USC
C *Chris Welp, WASH
G Chris Washington, CAL
G Michael Tait, ARIZ
G Kevin Johnson, CAL

1984-85

F *Leonard Taylor, CAL
F Chris Sandle, ASU
F Craig Jackson, UCLA
G Anthony Taylor, ORE
G Eric Knox, OSU

1985-86

F *Sean Elliott, ARIZ
F Tom Lewis, USC
G *Pooh Richardson, UCLA
G Todd Lichti, STAN
G Bo Kimble, USC

1986-87

F Bob Erbst, USC
F Trevor Wilson, UCLA
G *Gary Payton, OSU
G Eldridge Recasner, WASH
G Bryant Walton, CAL

1987-88

F *Ronnie Coleman, USC
F Mike Hayward, WASH
G Will Brantley, OSU
G Ryan Drew, CAL
G Gerald Madkins, UCLA

1988-89

F Adam Keefe, STAN
F *Don MacLean, UCLA
C Sean Rooks, ARIZ
G Darrick Martin, UCLA
G Matt Othick, ARIZ

1989-90

F Brian Hendrick, CAL
F Tracy Murray, UCLA
C Ed Stokes, ARIZ
G *Harold Miner, USC
G Bennie Seltzer, WSU

1990-91

F *Jamal Faulkner, ASU
G Dwayne Fontana, ASU
G Jordy Lyden, ORE
G Khalid Reeves, ARIZ
G Shon Tarver, UCLA

1991-92

F Mario Bennett, ASU
F Lamond Murray, CAL
F *Mark Pope, WASH
G Tyus Edney, UCLA
G Damon Stoudamire, ARIZ

1992-93

F Mark Hendrickson, WSU
G Dion Cross, STAN
G Burt Harris, USC
G *Jason Kidd, CAL
G Ron Riley, ASU

1993-94

F Charles O'Bannon, UCLA
C Michael Stewart, CAL
G Isaac Fontaine, WSU
G *Brevin Knight, STAN
G Kenya Wilkins, ORE

1994-95

G Toby Bailey, UCLA
F *Tremaine Fowlkes, CAL
F J.R. Henderson, UCLA
F Mark Sanford, WASH
C Tim Young, STAN

1995-96

F *Shareef Abdur-Rahim, CAL
G Terik Brown, ORE
C Todd MacCulloch, WASH
C Jelani McCoy, UCLA
F Mark Seaton, STAN

1996-97

F Corey Benjamin, OSU
G *Mike Bibby, ARIZ
G Carson Cunningham, OSU
G Eddie House, ASU
G Blake Pengelly, WSU

1997-98

F Jarron Collins, STAN
G *Baron Davis, UCLA
F Sean Lampley, CAL
G Deandra Tanner, OSU
G Earl Watson, UCLA

1998-99

G Senque Carey, WASH
C Dan Gadzuric, UCLA
F Richard Jefferson, ARIZ
F JaRon Rush, UCLA
F *Michael Wright, ARIZ

1999-00

G Gilbert Arenas, ARIZ
G Jason Gardner, ARIZ
F Brian Jackson, OSU
G *Casey Jacobsen, STAN
F *Jason Kapono, UCLA

2000-01

G Curtis Allen, WASH
F T.J. Cummings, UCLA
F Luke Jackson, ORE
G Marcus Moore, WSU
G *Luke Ridnour, ORE

2001-02

G Errick Craven, USC
C Channing Frye, ARIZ
C Jamal Sampson, CAL
G *Salim Stoudamire, ARIZ
C/F Amit Tamir, CAL

2002-03

G Hassan Adams, ARIZ
C *Ike Diogu, ASU
F Andre Igoudala, ARIZ
G Richard Midgley, CAL
G Nate Robinson, WASH

2003-04

F Trevor Ariza, UCLA
G Aaron Brooks, ORE
G/F Marquise Kately, CAL
F *Leon Powe, CAL
G Mustafa Shakur, ARIZ
G Lodrick Stewart, USC

2004-05

G Arron Afflalo, UCLA
G *Jordan Farmar, UCLA
G Malik Hairston, ORE
G Gabe Pruitt, USC
G Bryce Taylor, ORE

2005-06

F Jon Brockman, WASH
G Justin Dentmon, WASH
F *L.R. Mbah a Moute, UCLA
F Jeff Pendergraph, ASU
F Marcus Williams, ARIZ

2006-07

F Ryan Anderson, CAL
F *Chase Budinger, ARIZ
F Taj Gibson, USC
C Spencer Hawes, WASH
F Brook Lopez, STAN
G Tajuan Porter, ORE

2007-08

G Jerryd Bayless, ARIZ
G James Harden, ASU
F Davon Jefferson, USC
C *Kevin Love, UCLA
G O.J. Mayo, USC

2008-09

F DeAngelo Casto, WSU
F DeMar DeRozan, USC
G Jeremy Green, STAN
G Jrue Holiday, UCLA
G *Isaiah Thomas, WASH
G Klay Thompson, WSU

2009-10

F Tyler Honeycutt, UCLA
G Trent Lockett, ASU
G Reggie Moore, WSU
F Reeves Nelson, UCLA
F *Derrick Williams, ARIZ

2010-11

G/F Anthony Brown, STAN
G *Allen Crabbe, CAL
G Maurice Jones, USC
F Dwight Powell, STAN
F Joshua Smith, UCLA
G C.J. Wilcox, WASH

2011-12

G Spencer Dinwiddie, COLO
G Nick Johnson, ARIZ
F David Kravish, CAL
G Chasson Randle, STAN
G *Tony Wroten, WASH

* - Freshman of the Year

Honors selected by Pac-12 coaches.

**ALL-FRESHMEN/
ALL-ROOKIE
SELECTIONS BY
SCHOOL**

1. UCLA..... 28
2. ARIZ..... 22
3. CAL..... 21
4. USC..... 17
5. STAN..... 16
WASH..... 16
7. OSU..... 12
8. ASU..... 11
WSU..... 11
10. ORE..... 10
11. COLO..... 10

PAC-12 ALL-NEWCOMER



From 1980-81 - 1982-83, known as the All-Rookie Team and selected by Conference coaches.

From 1992-93 to 1998-99, the All-Newcomer team had been selected by Pac-12 radio play-by-play announcers. From 1999-2000 to 2005-06, the Newcomer of the Year was selected by the announcers and named the FRED HESSLER AWARD in honor of the late UCLA broadcaster.

1980-81

- F Charlie Sitton, Fr., OSU
- F Sam Potter, Fr., CAL
- F Lester Conner, Jr., OSU
- C *John Revelli, Fr., STAN
- G Ken McFadden, Jr., WSU
- G Keith Jones, Fr., STAN

1981-82

- F Wayne Carlander, Fr., USC
- F *Johnny Rodgers, Fr., STAN
- C A.C. Green, Fr., OSU
- G Ken Johnson, Fr., USC
- G Craig Ehlo, Jr., WSU

1982-83

- F *Dave Butler, Fr., CAL
- F Ricky Brown, Jr., WSU
- C Reggie Rogers, Fr., WASH
- G Steve Woodside, Fr., OSU
- G Darryl Flowers, Fr., OSU

1983-84 - 1991-92

(No honors awarded)

1992-93

- F Mustapha Hoff, Jr., OSU
- C Richard Petruska, Sr., UCLA
- G *Marcell Capers, Jr., ASU
- G Tony Harris, Jr., WSU
- G Prentiss Perkins, Jr., WASH

1993-94

- F Sam Allen, Jr., WASH
- F Darryl Parker, Jr., ORE
- G Stephane Brown, Jr., OSU
- G *Isaac Burton, Jr., ASU
- G Michael McClain, So., WASH

1994-95

- C Mike Amos, Jr., WASH
- G *Shamon Antrum, So., WSU
- F Ben Davis, Jr., ARIZ
- G Jason Hamilton, Jr., WASH
- F Vladimir Heredia, Jr., OSU
- G Jamal Lawrence, Jr., ORE

1995-96

- G *Ed Gray, Jr., CAL
- G Markee Brown, Jr., OSU
- F Kyle Milling, Jr., ORE
- C Rob Ramaker, Jr., ORE
- F Rodger Farrington, Jr., ASU

1996-97

- G Elias Ayuso, So., USC
- F Mike Batiste, So., ASU
- F Bennett Davison, Jr., ARIZ
- F *Rodrick Rhodes, Sr., USC
- F Terrill Woods, Jr., OSU

1997-98

- G Geno Carlisle, Jr., CAL
- G Michael Gill, Jr., CAL
- F Thomas Kilgore, Jr., CAL
- F *Bobby Lazor, Jr., ASU
- F Adam Spanich, Jr., USC

1998-99

- C *Brian Scalabrine, So., USC
- G Alex Scales, Jr., ORE
- G Josh Steintal, So., OSU
- G Jan-Michael Thomas, Jr., WSU
- G Darius Wright, Jr., ORE

* - Newcomer of the Year

Newcomer of the Year

- 1992-93 Marcell Capers, G, ASU (Jr., Los Angeles, Calif.)
- 1993-94 Isaac Burton, G, ASU (Jr., Los Angeles, Calif.)
- 1994-95 Shamon Antrum, G, WSU (Jr., New Haven, Conn.)
- 1995-96 Ed Gray, G, CAL (Jr., Riverside, Calif.)
- 1996-97 Rodrick Rhodes, F, USC (Sr., Jersey City, N.J.)
- 1997-98 Bobby Lazor, F, ASU (Jr., Norwich, N.Y.)
- 1998-99 Brian Scalabrine, C, USC (So., Enumclaw, Wash.)
- 1999-00 Loren Woods, C, ARIZ (Jr., St. Louis, Mo.)
- 2000-01 J Locklier, C, WSU (Jr., Rock Hill, S.C.)
- 2001-02 Doug Wrenn, F, WASH (So., Seattle, Wash.)
- 2002-03 Andre Joseph, G, ORE (Jr., Houston, Texas)
- 2003-04 Jeff McMillan, F, USC (Jr., Staten Island, N.Y.)
- 2004-05 Nick DeWitz, F, OSU (Jr., Chandler, Ariz.)
- 2005-06 Ryan Appleby, G, WASH (So., Stanwood, Wash.)

ALL-NEWCOMER SELECTIONS BY SCHOOL

1. OSU12
2. WASH8
3. ORE7
- USC7
5. CAL6
- WSU6
7. ASU5
8. ARIZ3
- STAN3
10. UCLA1

PAC-12 ALL-DEFENSIVE

2007-08

- G Darren Collison, UCLA
- F Taj Gibson, USC
- C Robin Lopez, STAN
- G Kyle Weaver, WSU
- G *Russell Westbrook, UCLA

2008-09

- C/F Alfred Aboya, UCLA
- G Darren Collison, UCLA
- F *Taj Gibson, USC
- G Daniel Hackett, USC
- F Jordan Hill, ARIZ

2009-10

- F DeAngelo Casto, WSU
- G Jorge Guitierrez, CAL
- F Justin Holiday, WASH
- G Venoy Overton, WASH
- G *Seth Tarver, OSU

2010-11

- F DeAngelo Casto, WSU
- G Jared Cunningham, OSU
- G Jorge Guitierrez, CAL
- G Malcolm Lee, UCLA
- G *Marcus Simmons, USC

2011-12

- G Jared Cunningham, OSU
- G Kyle Fogg, ARIZ
- G *Jorge Guitierrez, CAL
- C Aziz N'Diaye, WASH
- F André Roberson, COLO

* - Defensive Player of the Year

Honors selected by Pac-12 coaches.

ALL-DEFENSIVE SELECTIONS BY SCHOOL

1. UCLA5
2. USC4
3. WSU3
4. CAL3
- OSU3
- WASH3
7. ARIZ2
8. STAN1
- COLO1
10. ASU0
- ORE0
- UTAH0

1985-86

Keith Balderston, ORE
Dave Butler, CAL
Steve Kerr, ARIZ
Novian Whitsitt, STAN
Steve Woodside, OSU

1986-87

Keith Balderston, ORE
Dave Butler, CAL
Dave Immel, UCLA
Brian Quinnett, WSU
Novian Whitsitt, STAN

1987-88

Keith Balderston, ORE
Steve Kerr, ARIZ
Todd Lichti, STAN
Bill Sherwood, OSU
Terry Taylor, STAN

1988-89

Matt Muehlebach, ARIZ
Brian Quinnett, WSU
Eric Reveno, STAN
Terry Taylor, STAN
Andrew Vlahov, STAN

1989-90

Teo Alibegovic, OSU
Kenny Ammann, STAN
Matt Muehlebach, ARIZ
John Patrick, STAN
David Sanders, WSU

1990-91

Teo Alibegovic, OSU
Kenny Ammann, STAN
Matt Anderson, ASU
Matt Muehlebach, ARIZ
John Patrick, STAN

1991-92

Peter Dukes, STAN
Paul Garrett, STAN
Jon Mitchell, ORE
Dale Reed, WSU
Jason Weaver, STAN

1992-93

Peter Dukes, STAN
Jon Mitchell, ORE
Brett Pagett, WASH
Richard Petruska, UCLA
Mark Pope, WASH

1993-94

Scott Didrickson, WASH
Kevin Flanagan, ARIZ
Jon Mitchell, ORE
Damaine Powell, USC
George Zidek, UCLA

1994-95

David Harbour, STAN
*Jon Mitchell, ORE
J.D. Vetter, OSU
David Viik, WSU
George Zidek, UCLA

1995-96

Carlos Daniel, WSU
David Harbour, STAN
Rich Jackson, STAN
Ty Reuter, USC
J.D. Vetter, OSU

1996-97

Carlos Daniel, WSU
Rich Jackson, STAN
Cameron Johnson, WSU
Todd MacCulloch, WASH
Bob Myers, UCLA

1997-98

Carlos Daniel, WSU
Bobby Lazor, ASU
Todd MacCulloch, WASH
A.D. Smith, ORE
Chris Thompson, WASH

1998-99

Will Hutchens, WSU
Bobby Lazor, ASU
Todd MacCulloch, WASH
Mark Madsen, STAN
A.D. Smith, ORE

1999-00

Jason Heide, OSU
Mark Madsen, STAN
A.D. Smith, ORE
Josh Steinthal, OSU
Chris Walcott, WASH

2000-01

Eugene Edgeron, ARIZ
Ryan Forehan-Kelly, CAL
Dennis Gates, CAL
Morgan Lingle, CAL
Shawn Redhage, ASU

2001-02

Curtis Borhardt, STAN
Dennis Gates, CAL
Ben Lindquist, ORE
J Locklier, WSU
Shawn Redhage, ASU

2002-03

Justin Allen, ASU
Joe Kirchofer, STAN
Shawn Redhage, ASU
Nick Robinson, STAN
Amit Tamir, CAL

2003-04

First Team
Dan Grunfeld, STAN
Rob Little, STAN
Jason Ranne, ARIZ
Nick Robinson, STAN
Amit Tamir, CAL
Second Team
Justin Allen, ASU
Jay Anderson, ORE
A.J. Diggs, CAL
Chris Hernandez, STAN
Andre Iguodala, ARIZ

2004-05

First Team
Dan Grunfeld, STAN
Jim Hanchett, OSU
Chris Hernandez, STAN
Rob Little, STAN
Nick Robinson, STAN
Second Team
Wilfried Fameni, ASU
Hans Gasser, WASH
Jason Haas, STAN
Lamar Hurd, OSU
Jordan Kent, ORE
Alexander Pribble, CAL

2005-06

First Team
Robbie Cowgill, WSU
Dan Grunfeld, STAN
Chris Hernandez, STAN
Lamar Hurd, OSU
Alex Pribble, CAL
Second Team
Taj Finger, STAN
Hans Gasser, WASH
Chad Goldstein, ASU
Jordan Kent, ORE
Peter Prowitt, STAN

2006-07

First Team
Aron Baynes, WSU
Robbie Cowgill, WSU
Daven Harmeling, WSU
Alex Pribble, CAL
Peter Prowitt, STAN
Second Team
Alfred Aboya, UCLA
Taj Finger, STAN
Hans Gasser, WASH
Angelo Tsagarakis, OSU
Carlton Weatherby, STAN
Ryan Wright, UCLA

2007-08

First Team
Brett Brielmaier, ARIZ
Robbie Cowgill, WSU
Taj Finger, STAN
Daven Harmeling, WSU
Taylor Rochestie, WSU
Second Team
Alfred Aboya, UCLA
Aron Baynes, WSU
Nikola Knezevic, CAL
Nikola Koprivica, WSU
Roeland Schaftenaar, OSU

2008-09

First Team
Aron Baynes, WSU
Derek Glasser, ASU
Daven Harmeling, WSU
Nikola Koprivica, WSU
Taylor Rochestie, WSU
Second Team
Nikola Knezevic, CAL
Rihards Kuksiks, ASU
Roeland Schaftenaar, OSU
Drew Shiller, STAN
Jordan Wilkes, CAL

2009-10

First Team
Mustafa Abdul Hamid, UCLA
Landry Fields, STAN
Nikola Koprivica, WSU
Roeland Schaftenaar, OSU
Drew Shiller, STAN
Second Team
Jorge Guterrez, CAL
Malcolm Lee, UCLA
Abe Lodwick, WSU
Garrett Sim, ORE
Jack Trotter, STAN

2010-11

First Team
Angus Brandt, OSU
Trent Lockett, ASU
Abe Lodwick, WSU
Rhys Murphy, OSU
Jack Trotter, STAN
Second Team
Nicholas Fearn, ORE
Jorge Gutierrez, CAL
Harper Kamp, CAL
Josh Owens, STAN
Garrett Sim, ORE

2011-12

First Team
Sabatino Chen, COLO
John Gage, STAN
Trent Lockett, ASU
Rhys Murphy, OSU
Jack Trotter, STAN
Second Team
Harper Kamp, CAL
Abe Lodwick, WSU
Josh Owens, STAN
Patrick Simon, WSU
Andrew Zimmerman, STAN

* - Only four-time selection

ALL-ACADEMIC SELECTIONS BY SCHOOL

(Total selections)

1. STAN.....	47
2. WSU.....	28
3. CAL.....	18
4. OSU.....	17
5. ORE.....	16
6. ASU.....	13
7. ARIZ.....	10
WASH.....	10
9. UCLA.....	9
10. USC.....	2
11. COLO.....	1

1983-84

11/28 Butch Hays (Sr.), CAL
 12/5 John Revelli (Sr.), STAN
 12/12 Blair Rasmussen (Jr.), ORE
 12/19 Kenny Fields (Sr.), UCLA
 12/27 Dave Butler (So.), CAL
 1/3 A.C. Green (Jr.), OSU
 1/9 Ralph Jackson (Sr.), UCLA
 1/16 Blair Rasmussen (Jr.), ORE
 1/23 Wayne Carlander (Jr.), USC
 1/30 Chris Harper (Jr.), ORE
 2/6 Detlef Schrempf (Jr.), WASH
 2/13 Greg Trapp (Jr.), ORE
 2/20 Keith Jones (Sr.), STAN
 Charlie Sitton (Sr.), OSU
 2/27 Pete Williams (Jr.), ARIZ
 3/5 Ralph Jackson (Sr.), UCLA
 3/12 A.C. Green (Jr.), OSU
 Charlie Sitton (Sr.), OSU

1984-85

12/3 Detlef Schrempf (Sr.), WASH
 12/10 Chris Sandle (Fr.), ASU
 12/17 A.C. Green (Sr.), OSU
 12/31 A.C. Green (Sr.), OSU
 1/7 Eddie Smith (Sr.), ARIZ
 1/14 Bobby Thompson (Sr.), ASU
 1/21 Wayne Carlander (Sr.), USC
 1/28 Nigel Miguel (So.), UCLA
 2/4 Kevin Johnson (So.), CAL
 2/11 Wayne Carlander (Sr.), USC
 2/18 Blair Rasmussen (Sr.), ORE
 2/25 Reggie Miller (Fr.), UCLA
 3/4 Blair Rasmussen (Sr.), ORE
 Wayne Carlander (Sr.), USC
 3/11 Pete Williams (Sr.), ARIZ

1985-86

12/2 Reggie Miller (So.), UCLA
 12/9 Tom Lewis (Fr.), USC
 12/16 Darrin Houston (Sr.), OSU
 12/23 Jerry Adams (Sr.), ORE
 12/30 Steve Kerr (So.), ARIZ
 1/6 Jose Ortiz (Jr.), OSU
 1/13 Chris Welp (Jr.), WASH
 1/20 Chris Welp (Jr.), WASH
 1/27 Dave Butler (Sr.), CAL
 2/3 Howard Wright (Fr.), STAN
 2/10 Reggie Miller (So.), UCLA
 2/17 Arthur Thomas (Jr.), ASU
 2/24 Jerry Adams (Sr.), ORE
 3/3 Kevin Johnson (Jr.), CAL
 3/10 Jerry Adams (Sr.), ORE

1986-87

12/1 Jose Ortiz (Sr.), OSU
 12/8 Reggie Miller (Jr.), UCLA
 12/15 Dwayne Scholten (Sr.), WSU
 12/22 Joe Wallace (Sr.), WSU
 12/30 Leonard Taylor (Jr.), CAL
 1/5 Anthony Taylor (Jr.), ORE
 1/12 Montel Hatcher (Sr.), UCLA
 1/19 Craig McMillan (Jr.), ARIZ
 1/26 Jose Ortiz (Sr.), OSU
 2/2 Chris Welp (Sr.), WASH
 2/9 Joe Wallace (Sr.), WSU
 2/16 Dave Butler (Sr.), CAL
 2/23 Sean Elliott (So.), ARIZ
 3/2 Reggie Miller (Jr.), UCLA

1987-88

11/30 Todd Lichti (Jr.), STAN
 12/7 Sean Elliott (Jr.), ARIZ
 12/14 Steve Kerr (Sr.), ARIZ

12/21 Steve Kerr (Sr.), ARIZ
 1/4 Sean Elliott (Jr.), ARIZ
 1/11 Eric Knox (Jr.), OSU
 1/18 David Sanders (So.), WSU
 1/25 Eldridge Recasner (So.), WASH
 2/1 Trevor Wilson (So.), UCLA
 2/8 Howard Wright (Jr.), STAN
 2/15 Ryan Drew (Fr.), CAL
 2/22 Sean Elliott (Jr.), ARIZ
 2/29 Gary Payton (So.), OSU
 3/7 Gary Payton (So.), OSU

1988-89

11/28 Gary Payton (Jr.), OSU
 12/5 Don MacLean (Fr.), UCLA
 12/12 Sean Elliott (Sr.), ARIZ
 12/19 Mark West (Jr.), WASH
 1/3 Todd Lichti (Sr.), STAN
 1/9 Todd Lichti (Sr.), STAN
 1/16 Anthony Cook (Sr.), ARIZ
 1/23 Gary Payton (Jr.), OSU
 1/30 Brian Quinnett (Sr.), WSU
 2/6 Todd Lichti (Sr.), STAN
 2/13 Gary Payton (Jr.), OSU
 2/20 Sean Elliott (Sr.), ARIZ
 2/27 Howard Wright (Sr.), STAN
 3/6 Anthony Cook (Sr.), ARIZ

1989-90

11/27 Jud Buechler (Sr.), ARIZ
 12/4 Gary Payton (Sr.), OSU
 12/11 Gary Payton (Sr.), OSU
 12/18 Adam Keefe (So.), STAN
 1/2 Gary Payton (Sr.), OSU
 1/9 Alex Austin (Sr.), ASU
 1/16 Brian Kendrick (Fr.), CAL
 1/22 Adam Keefe (So.), STAN
 1/29 Don MacLean (So.), UCLA
 2/5 Harold Miner (Fr.), USC
 2/12 Jud Buechler (Sr.), ARIZ
 2/19 Keith Smith (Sr.), CAL
 2/26 Gary Payton (Sr.), OSU
 3/5 Harold Miner (Fr.), USC

1990-91

11/26 Chris Mills (So.), ARIZ
 12/3 Don MacLean (Jr.), UCLA
 12/10 Terrell Brandon (Jr.), ORE
 12/17 Harold Miner (So.), USC
 12/31 Terrell Brandon (Jr.), ORE
 1/7 Teo Alibegovic (Sr.), OSU
 1/14 Adam Keefe (Jr.), STAN
 1/21 Chris Mills (So.), ARIZ
 1/28 Doug Meekins (Jr.), WASH
 2/4 Adam Keefe (Jr.), STAN
 2/11 Brian Williams (Jr.), ARIZ
 2/18 Billy Dreher (So.), CAL
 2/25 Harold Miner (So.), USC
 3/5 Dion Brown (Sr.), WASH
 3/11 Matt Muehlebach (Sr.), ARIZ

1991-92

11/26 Neil Derrick (Sr.), WSU
 12/2 Chad Scott (Jr.), OSU
 12/9 Chris Mills (Jr.), ARIZ
 12/16 Adam Keefe (Sr.), STAN
 12/23 Harold Miner (Jr.), USC
 12/30 Peter Dukes (Jr.), STAN
 Chad Scott (Jr.), OSU
 1/6 Don MacLean (Sr.), UCLA
 1/13 Don MacLean (Sr.), UCLA
 1/20 Jamal Faulkner (So.), ASU
 1/27 Harold Miner (Jr.), USC
 2/3 Duane Cooper (Sr.), USC

2/10 Adam Keefe (Sr.), STAN
 Antoine Stoudamire (So.), ORE
 2/17 Scott Haskin (Jr.), OSU
 2/24 Mario Bennett (Fr.), ASU
 3/2 Harold Miner (Jr.), USC
 3/9 Bennie Seltzer (Jr.), WSU
 3/16 Don MacLean (Sr.), UCLA

1992-93

12/7 Ed O'Bannon (So.), UCLA
 12/14 Chris Mills (Sr.), ARIZ
 12/21 Bennie Seltzer (Sr.), WSU
 1/4 Dwayne Fontana (Jr.), ASU
 1/11 Chris Mills (Sr.), ARIZ
 Scott Haskin (Sr.), OSU
 1/18 Scott Haskin (Sr.), OSU
 1/25 Ed Stokes (Sr.), ARIZ
 2/1 Stevin Smith (Jr.), ASU
 2/8 Mark Hendrickson (Fr.), WSU
 2/15 Shon Tarver (Jr.), UCLA
 2/22 Chris Mills (Sr.), ARIZ
 3/1 Rodney Chatman (Sr.), USC
 3/15 Chris Mills (Sr.), ARIZ

1993-94

12/6 Damon Stoudamire (Jr.), ARIZ
 12/13 Jason Kidd (So.), CAL
 12/20 George Zidek (Jr.), UCLA
 1/3 Khalid Reeves (Sr.), ARIZ
 Jan 11 Lamond Murray (Jr.), CAL
 1/17 Lamond Murray (Jr.), CAL
 1/24 Tyus Edney (Jr.), UCLA
 1/31 Jason Kidd (So.), CAL
 2/7 Maurice Woods (Sr.), WASH
 2/14 Khalid Reeves (Sr.), ARIZ
 2/21 Orlando Williams (Jr.), ORE
 2/28 Khalid Reeves (Sr.), ARIZ
 3/7 Lamond Murray (Jr.), CAL
 3/14 Eddie Hill (Sr.), WSU

1994-95

12/5 Ed O'Bannon (Sr.), UCLA
 12/12 Brent Barry (Sr.), OSU
 12/19 Ed O'Bannon (Sr.), UCLA
 1/2 Kenya Wilkins (So.), ORE
 1/9 Donminic Ellison (So.), WSU
 1/16 Damon Stoudamire (Sr.), ARIZ
 1/23 Mark Hendrickson (Jr.), WSU
 1/30 Tremaine Fowlkes (Fr.), CAL
 2/6 Brevin Knight (So.), STAN
 2/13 Mario Bennett (Jr.), ASU
 2/20 Ed O'Bannon (Sr.), UCLA
 2/27 Ed O'Bannon (Sr.), UCLA
 3/6 Brent Barry (Sr.), OSU
 3/13 Mario Bennett (Jr.), ASU

1995-96

12/4 Joseph Blair (Sr.), ARIZ
 12/11 Jelani McCoy (Fr.), UCLA
 12/18 Ed Gray (Jr.), CAL
 1/2 Toby Bailey (So.), UCLA
 1/8 Shareef Abdur-Rahim (Fr.), CAL
 1/15 Kris Johnson (So.), UCLA
 1/22 Ben Davis (Sr.), ARIZ
 1/29 Mark Sanford (So.), WASH
 2/5 Brevin Knight (Jr.), STAN
 2/12 Miles Simon (So.), ARIZ
 2/19 Kenya Wilkins (Jr.), ORE
 2/26 Ed Gray (Jr.), CAL
 3/4 Shareef Abdur-Rahim (Fr.), CAL
 3/11 David Harbour (Sr.), STAN

1996-97

12/2 Ed Gray (Sr.), CAL
 12/9 Kenya Wilkins (Sr.), ORE
 12/16 Michael Dickerson (Jr.), ARIZ
 12/23 Kenya Wilkins (Sr.), ORE
 1/6 Rodrick Rhodes (Sr.), USC
 1/13 Brevin Knight (Sr.), STAN
 1/20 Corey Benjamin (Fr.), OSU
 1/27 Ed Gray (Sr.), CAL
 2/3 Mark Sanford (Jr.), WASH
 2/10 Miles Simon (Jr.), ARIZ
 Stais Boseman (Sr.), USC
 2/17 Charles O'Bannon (Sr.), UCLA
 2/24 Ed Gray (Sr.), CAL
 Toby Bailey (Jr.), UCLA
 3/3 Michael Dickerson (Jr.), ARIZ
 3/10 Tim Young (So.), STAN

1997-98

12/1 Todd MacCulloch (Jr.), WASH
 12/8 Mark Madsen (So.), STAN
 12/15 Jason Terry (Jr.), ARIZ
 12/22 J.R. Henderson (Sr.), UCLA
 1/6 Miles Simon (Sr.), ARIZ
 1/12 Michael Dickerson (Sr.), ARIZ
 1/19 Todd MacCulloch (Jr.), WASH
 1/26 Corey Benjamin (So.), OSU
 2/2 Mike Bibby (So.), ARIZ
 2/9 Jeremy Veal (Sr.), ASU
 2/16 Donald Watts (Jr.), WASH
 2/23 Sean Marks (Sr.), CAL
 3/2 Toby Bailey (Sr.), UCLA
 3/8 Gary Johnson (Sr.), USC

1998-99

11/30 Deon Lutton (Jr.), WASH
 12/7 Geno Carlisle (Sr.), CAL
 12/14 Jan-Michael Thomas (Jr.), WSU
 12/21 Eddie House (Jr.), ASU
 1/5 Baron Davis (So.), UCLA
 1/11 Deaundra Tanner (So.), OSU
 1/18 Todd MacCulloch (Sr.), WASH
 1/25 Baron Davis (So.), UCLA
 2/1 Jason Terry (Sr.), ARIZ
 2/8 Deon Lutton (Jr.), WASH
 2/15 Darius Wright (Jr.), ORE
 2/22 Jason Terry (Sr.), ARIZ
 3/1 Arthur Lee (Sr.), STAN
 3/7 Jason Terry (Sr.), ARIZ

1999-2000

11/27 Jason Collins (Fr.), STAN
 12/6 Michael Wright (So.), ARIZ
 12/13 Brian Scalabrine (Jr.), USC
 12/20 Eddie House (Sr.), ASU
 1/3 Eddie House (Sr.), ASU
 1/10 Eddie House (Sr.), ASU
 1/17 Loren Woods (Jr.), ARIZ
 1/24 David Bluthenthal (So.), USC
 1/31 A.D. Smith (Sr.), ORE
 2/7 Loren Woods (Jr.), ARIZ
 2/14 Mark Madsen (Sr.), STAN
 2/21 Eddie House (Sr.), ASU
 2/28 Earl Watson (Jr.), UCLA
 3/6 Alex Scales (Sr.), ORE
 3/13 Jeff Trepagnier (Jr.), USC

2000-01

11/27 Michael Wright (Jr.), ARIZ
 12/4 Luke Walton (So.), ARIZ
 12/11 David Bluthenthal (Jr.), USC
 12/18 Bryan Bracey (Sr.), ORE
 1/3 Sam Clancy (Jr.), USC
 1/8 Jarron Collins (Sr.), STAN

Jason Collins (Jr.), STAN
1/16 Jason Kapono (So.), UCLA
1/22 Gilbert Arenas (So.), ARIZ
1/29 Sean Lampley (Sr.), CAL
2/5 Awvee Storey (Jr.), ASU
2/12 Sean Lampley (Sr.), CAL
2/19 Gilbert Arenas (So.), ARIZ
2/26 Sean Lampley (Sr.), CAL
3/5 Casey Jacobsen (So.), STAN
3/12 Loren Woods (Sr.), ARIZ

2001-02

11/26 Jason Gardner (Jr.), ARIZ
12/3 Curtis Allen (So.), WASH
12/10 Marcus Moore (Jr.), WSU
12/17 Joe Shipp (Jr.), CAL
1/7 Chad Prewitt (Sr.), ASU
1/14 Matt Barnes (Sr.), UCLA
1/21 Luke Walton (Jr.), ARIZ
1/28 Philip Ricci (Jr.), OSU
2/4 Casey Jacobsen (Jr.), STAN
2/11 Amit Tamir (Fr.), CAL
2/18 David Bluthenthal (Sr.), USC
2/25 Frederick Jones (Sr.), ORE
3/4 Curtis Borchardt (Jr.), STAN

2002-03

12/2 Luke Ridnour (Jr.), ORE
12/9 Luke Jackson (Jr.), ORE
12/16 Jason Gardner (Sr.), ARIZ
1/6 Jason Kapono (Sr.), UCLA
1/13 Joe Shipp (Sr.), CAL
1/20 Joe Shipp (Sr.), CAL
1/27 Jason Gardner (Sr.), ARIZ
2/3 Brian Jackson (Sr.), OSU
2/10 Brian Wethers (Sr.), CAL
2/17 Ike Diogu (Fr.), ASU
2/24 Channing Frye (So.), ARIZ
3/3 Salim Stoudamire (So.), ARIZ
3/10 Tommy Smith (Sr.), ASU

2003-04

12/1 Chris Hernandez (So.), STAN
12/8 Matt Lottich (Sr.), STAN
12/15 Hassan Adams (So.), ARIZ
12/22 Matt Lottich (Sr.), STAN
1/5 Janou Rubin (Jr.), UCLA
1/12 Josh Childress (Jr.), STAN
1/19 Desmon Farmer (Sr.), USC
1/26 Leon Powe (Fr.), CAL
2/2 Nate Robinson (So.), WASH
2/9 Richard Midgely (So.), CAL
2/16 Salim Stoudamire (Jr.), ARIZ
2/23 David Lucas (Jr.), OSU
2/28 Brandon Roy (So.), WASH
3/8 Luke Jackson (Sr.), ORE

2004-05

11/29 Nate Robinson (Jr.), WASH
12/6 Ike Diogu (Jr.), ASU
12/13 Jordan Farmar (Fr.), UCLA
12/20 Dijon Thompson (Sr.), UCLA
1/3 David Lucas (Sr.), OSU
1/10 Ike Diogu (Jr.), ASU
1/17 Salim Stoudamire (Sr.), ARIZ
1/24 Dan Grunfeld (Jr.), STAN
1/31 Thomas Kelati (Sr.), WSU
2/7 Ike Diogu (Jr.), ASU
2/14 David Lucas (Sr.), OSU
2/21 Salim Stoudamire (Sr.), ARIZ
2/28 Tre Simmons (Sr.), WASH
3/7 Salim Stoudamire (Sr.), ARIZ

2005-06

11/29 DeVon Hardin (So.), CAL
12/5 Leon Powe (So.), CAL
12/12 Gabe Pruitt (So.), USC
12/19 Chris Stephens (Sr.), OSU
12/26 Hassan Adams (Sr.), ARIZ
1/2 Hassan Adams (Sr.), ARIZ
1/9 Josh Akognon (So.), WSU
1/16 Bobby Jones (Sr.), WASH
1/23 Matt Haryasz (Sr.), STAN
1/30 Matt Haryasz (Sr.), STAN
2/6 Chris Hernandez (Sr.), STAN
2/13 Brandon Roy (Sr.), WASH
2/20 Brandon Roy (Sr.), WASH
2/27 Brandon Roy (Sr.), WASH
3/6 Arron Afflalo (So.), UCLA

2006-07

11/20 Chase Budinger (Fr.), ARIZ
11/27 Darren Collison (So.), UCLA
12/4 Josh Shipp (So.), UCLA
12/11 Daven Harmeling (So.), WSU
12/18 Bryce Taylor (Jr.), ORE
12/26 Spencer Hawes (Fr.), WASH
1/1 Ivan Radenovic (Sr.), ARIZ
1/7 Aaron Brooks (Sr.), ARIZ
1/15 Anthony Goods (So.), STAN
1/22 Nick Young (Jr.), USC
1/29 Brook Lopez (Fr.), STAN
2/5 Daven Harmeling (So.), WSU
2/12 Jon Brockman (So.), WASH
2/19 Darren Collison (So.), UCLA
2/26 Tajuan Porter (Fr.), ORE
3/5 Ivan Radenovic (Sr.), ARIZ

2007-08

11/19 Jon Brockman (Jr.), WASH
11/26 Kevin Love (Fr.), UCLA
12/3 Ryan Anderson (So.), CAL
12/10 Jordan Hill (So.), ARIZ
12/17 Ty Abbott (Fr.), ASU
12/24 Jon Brockman (Jr.), WASH
12/31 Jerome Randle (So.), CAL
1/7 James Harden (Fr.), ASU
1/14 Kevin Love (Fr.), UCLA
1/21 Jon Brockman (Jr.), WASH
1/28 Kevin Love (Fr.), UCLA
2/4 Ryan Anderson (So.), CAL
2/11 Jeff Pendergraph (Jr.), ASU
2/18 Jerryd Bayless (Fr.), ARIZ
2/25 O.J. Mayo (Fr.), USC
3/3 Brook Lopez (So.), STAN
3/10 Taj Gibson (So.), USC

2008-09

11/17 Darren Collison (Sr.), UCLA
11/24 James Harden (So.), ASU
12/1 James Harden (So.), ASU
12/8 Dwight Lewis (Jr.), USC
12/15 Jordan Hill (Jr.), ARIZ
12/22 Jerome Randle (Jr.), CAL
12/29 Jamelle Horne (So.), ARIZ
1/5 Patrick Christopher (Jr.), CAL
1/12 Patrick Christopher (Jr.), CAL
1/19 Lawrence Hill (Sr.), STAN
1/26 Roeland Schaftenaar (Jr.), OSU
2/2 Chase Budinger (Jr.), ARIZ
2/9 Alfred Aboya (Sr.), UCLA
2/16 Nic Wise (Jr.), ARIZ
2/23 Taylor Rochestie (Sr.), WSU
3/2 Jon Brockman (Sr.), WASH
3/9 Josh Shipp (Sr.), UCLA

2009-10

11/16 Quincy Pondexter (Sr.), WASH
11/23 Klay Thompson (So.), WSU
11/30 Klay Thompson (So.), WSU
12/7 Quincy Pondexter (Sr.), WASH
12/14 Patrick Chistopher (Sr.), CAL
12/21 Alex Stepheson (Jr.), USC
12/28 Mike Gerrity (Sr.), USC
1/4 Michael Dunigan (So.), ORE
1/11 Ty Abbott (Jr.), ASU
1/18 Quincy Pondexter (Sr.), WASH
1/25 Landry Fields (Sr.), STAN
2/1 Nic Wise (Sr.), ARIZ
2/8 Quincy Pondexter (Sr.), WASH
2/15 Jerome Randle (Sr.), CAL
2/22 Landry Fields (Sr.), STAN
3/1 Jamal Boykin (Sr.), CAL
3/8 Quincy Pondexter (Sr.), WASH

2010-11

11/22 Reeves Nelson (So.), UCLA
11/29 Klay Thompson (Jr.), WSU
12/6 Derrick Williams (So.), ARIZ
12/13 Klay Thompson (Jr.), WSU
12/20 Reeves Nelson (So.), UCLA
12/27 Jio Fontan (Jr.), USC
1/3 M. Bryan-Amaning (Sr.), WASH
1/10 Isaiah Thomas (Jr.), WASH
1/17 Derrick Williams (So.), ARIZ
1/24 Isaiah Thomas (Jr.), WASH
1/31 Lamont Jones (So.), ARIZ
2/7 Joevan Catron (Sr.), ORE
2/14 Isaiah Thomas (Jr.), WASH
2/21 Derrick Williams (So.), ARIZ
2/28 Nikola Vucevic (Jr.), USC
3/7 Ty Abbott (Sr.), ASU

2011-12

11/14 C.J. Wilcox (So.), WASH
11/21 Jared Cunningham (Jr.), OSU
11/28 Maurice Jones (So.), USC
12/5 Solomon Hill (Jr.), ARIZ
12/12 Brock Motum (Jr.), WSU
12/19 Ahmad Starks (So.), OSU
12/26 Solomon Hill (Jr.), ARIZ
1/2 Tony Wroten (Fr.), WASH
1/9 Carlton Brown (Sr.), COLO
1/16 Terrence Ross (So.), WASH
1/23 Faisel Aden (Sr.), WSU
1/30 Jared Cunningham (Jr.), OSU
2/6 Kyle Fogg (Sr.), ARIZ
2/13 E.J. Singler (Jr.), ORE
2/20 Justin Cobb (So.), CAL
2/27 Kyle Fogg (Sr.), ARIZ
3/5 Lazerick Jones (Sr.), UCLA

PLAYERS OF THE WEEK - BY THE NUMBERS

Gary Payton, OSU	9
Chris Mills, ARIZ	7
Harold Miner, USC	7
Adam Keefe, STAN	6
Don MacLean, UCLA	6
Sean Elliott, ARIZ	6
Jon Brockman, WASH	5
Ed Gray, CAL	5
Eddie House, ASU	5
Reggie Miller, UCLA	5
Ed O'Bannon, UCLA	5
Quincy Pondexter, WASH	5
Salim Stoudamire, ARIZ	5
Wayne Carlander, USC	4
Ike Diogu, ASU	4
A.C. Green, OSU	4
Todd Lichti, STAN	4
Blair Rasmussen, ORE	4
Brandon Roy, WASH	4
Jason Terry, ARIZ	4
Klay Thompson, WSU	4
Hassan Adams, ARIZ	3
Jerry Adams, ORE	3
Toby Bailey, UCLA	3
Mario Bennett, ASU	3
David Bluthenthal, USC	3
Darren Collison, UCLA	3
Patrick Christopher, CAL	3
Michael Dickerson, ARIZ	3
Jason Gardner, ARIZ	3
James Harden, ASU	3
Scott Haskin, OSU	3
Steve Kerr, ARIZ	3
Brevin Knight, STAN	3
Sean Lampley, CAL	3
Kevin Love, UCLA	3
David Lucas, OSU	3
Todd MacCulloch, STAN	3
Lamond Murray, CAL	3
Jose Ortiz, OSU	3
Khalid Reeves, ARIZ	3
Joe Shipp, CAL	3
Miles Simon, ARIZ	3
Isaiah Thomas, WASH	3
Chris Welp, WASH	3
Kenya Wilkins, ORE	3
Derrick Williams, ARIZ	3
Loren Woods, ARIZ	3
Howard Wright, STAN	3
Ty Abbott, ASU	2
Shareef Abdur-Rahim, CAL	2
Ryan Anderson, CAL	2
Gilbert Arenas, ARIZ	2
Brent Barry, OSU	2
Corey Benjamin, OSU	2
Terrell Brandon, OSU	2
Chase Budingger, ARIZ	2
Jud Buechler, ARIZ	2
Dave Butler, CAL	2
Jason Collins, STAN	2
Anthony Cook, ARIZ	2
Jared Cunningham, OSU	2
Baron Davis, UCLA	2
Landry Fields, STAN	2
Kyle Fogg, ARIZ	2
Daven Harmeling, WSU	2
Matt Haryasz, STAN	2
Mark Hendrickson, WSU	2

Chris Hernandez, STAN	2
Jordan Hill, ARIZ	2
Solomon Hill, ARIZ	2
Luke Jackson, ORE	2
Ralph Jackson, UCLA	2
Casey Jacobsen, STAN	2
Kevin Johnson, CAL	2
Jason Kapono, UCLA	2
Jason Kidd, CAL	2
Brook Lopez, STAN	2
Matt Lottich, STAN	2
Deon Luten, WASH	2
Mark Madsen, STAN	2
Reeves Nelson, UCLA	2
Leon Powe, CAL	2
Ivan Radenovic, ARIZ	2
Jerome Randle, CAL	2
Nate Robinson, WASH	2
Mark Sanford, WASH	2
Detlef Schrempf, WASH	2
Chad Scott, OSU	2
Bennie Seltzer, WSU	2
Josh Shipp, UCLA	2
Charlie Sitton, OSU	2
Damon Stoudamire, ARIZ	2
Joe Wallace, WSU	2
Luke Walton, ARIZ	2
Pete Williams, ARIZ	2
Kenya Wilkins, ORE	2
Nic Wise, ARIZ	2
Michael Wright, ARIZ	2
Alfred Aboya, UCLA	1
Arron Afflalo, UCLA	1
Faisal Aden, WSU	1
Josh Akognon, WSU	1
Teo Alibegovic, OSU	1
Curtis Allen, WASH	1
Alex Austin, ASU	1
Matt Barnes, UCLA	1
Jerryd Bayless, ARIZ	1
Joseph Blair, ARIZ	1
Curtis Borchart, STAN	1
Stais Boseman, USC	1
Jamal Boykin, CAL	1
Bryan Bracey, ORE	1
Aaron Brooks, ORE	1
Carlton Brown, COLO	1
Dion Brown, WASH	1
Matthew Bryan-Amaning, WASH	1
Geno Carlisle, CAL	1
Joevan Catron, ORE	1
Rodney Chatman, USC	1
Josh Childress, STAN	1
Sam Clancy, USC	1
Justin Cobb, CAL	1
Jarron Collins, STAN	1
Duane Cooper, USC	1
Ben Davis, ARIZ	1
Neil Derrick, WSU	1
Billy Dreher, CAL	1
Ryan Drew, CAL	1
Peter Dukes, STAN	1
Michael Dunigan, ORE	1
Tyus Edney, UCLA	1
Donminic Ellison, WSU	1
Jordan Farmar, UCLA	1
Desmon Farmer, USC	1
Jamal Faulkner, ASU	1
Kenny Fields, UCLA	1
Jio Fontan, USC	1
Dwayne Fontana, ASU	1
Tremaine Fowlkes, CAL	1
Channing Frye, ARIZ	1

Mike Gerrity, USC	1
Taj Gibson, USC	1
Anthony Goods, STAN	1
Dan Grunfeld, STAN	1
David Harbour, STAN	1
DeVon Hardin, CAL	1
Chris Harper, ORE	1
Montel Hatcher, UCLA	1
Spencer Hawes, WASH	1
Butch Hays, CAL	1
J.R. Henderson, UCLA	1
Brian Hendrick, CAL	1
Eddie Hill, WSU	1
Lawrence Hill, STAN	1
Jamelle Horne, ARIZ	1
Darrin Houston, OSU	1
Gary Johnson, USC	1
Brian Jackson, OSU	1
Kris Johnson, UCLA	1
Bobby Jones, WASH	1
Frederick Jones, ORE	1
Keith Jones, STAN	1
Lamont Jones, ARIZ	1
Lazeric Jones, UCLA	1
Maurice Jones, USC	1
Thomas Kelati, WSU	1
Eric Knox, OSU	1
Arthur Lee, STAN	1
Dwight Lewis, USC	1
Tom Lewis, USC	1
Trent Lockett, ASU	1
Sean Marks, CAL	1
O.J. Mayo, USC	1
Jelani McCoy, UCLA	1
Craig McMillan, ARIZ	1
Doug Meekins, WASH	1
Richard Midgely, CAL	1
Nigel Miguel, UCLA	1
Marcus Moore, WSU	1
Brock Motum, WSU	1
Matt Muehlebach, ARIZ	1
Charles O'Bannon, UCLA	1
Jeff Pendergraph, ASU	1
Chad Prewitt, ASU	1
Tajuan Porter, ORE	1
Gabe Pruitt, USC	1
Brian Quinnett, WSU	1
Jerome Randle, CAL	1
Eldridge Recasner, WASH	1
John Revelli, STAN	1
Rodrick Rhodes, USC	1
Philip Ricci, OSU	1
Luke Ridnour, ORE	1
Taylor Rochestie, WSU	1
Terrence Ross, WASH	1
Janou Rubin, UCLA	1
David Sanders, WSU	1
Chris Sandle, ASU	1
Brian Scalabrino, USC	1
Alex Scales, ORE	1
Roeland Schaftenaar, OSU	1
Dwayne Scholten, WSU	1
Tre Simmons, WASH	1
E.J. Singler, ORE	1
A.D. Smith, ORE	1
Eddie Smith, ARIZ	1
Keith Smith, CAL	1
Stevin Smith, ASU	1
Chris Stephens, OSU	1
Alex Stepheson, USC	1
Tommy Smith, ASU	1
Ahmad Starks, OSU	1
Ed Stokes, ARIZ	1
Awsee Storey, ASU	1

Antoine Stoudamire, ORE	1
Amit Tamir, CAL	1
Deandra Tanner, OSU	1
Shon Tarver, UCLA	1
Anthony Taylor, ORE	1
Bryce Taylor, ORE	1
Leonard Taylor, CAL	1
Arthur Thomas, ASU	1
Jan-Michael Thomas, WSU	1
Bobby Thompson, ASU	1
Dijon Thompson, UCLA	1
Greg Trapp, ORE	1
Jeff Trepagnier, USC	1
Jeremy Veal, ASU	1
Nikola Vucevic, USC	1
Earl Watson, UCLA	1
Donald Watts, WASH	1
Mark West, WASH	1
Brian Wethers, CAL	1
C.J. Wilcox, WASH	1
Brian Williams, ARIZ	1
Orlando Williams, ORE	1
Maurice Woods, WASH	1
Trevor Wilson, UCLA	1
Darius Wright, ORE	1
Tony Wroten, WASH	1
Nick Young, USC	1
Tim Young, STAN	1
George Zidek, UCLA	1

PLAYERS OF THE WEEK SELECTIONS BY SCHOOL (Total selections)	
1. ARIZ	84
2. UCLA	54
3. CAL	45
WASH	45
5. STAN	44
6. OSU	42
7. USC	34
8. ASU	30
ORE	30
10. WSU	25
11. COLO	1

PLAYERS OF THE WEEK BREAKDOWN BY CLASS	
Senior	182
Junior	130
Sophomore	87
Freshmen	33

All honors selected by Conference coaches, unless noted otherwise.

PLAYER OF THE YEAR

- 1975-76 Ron Lee, G, ORE (Sr., Lexington, Mass.)
- 1976-77 Marques Johnson, F, UCLA (Sr., Los Angeles, Calif.)
- 1977-78 David Greenwood, F, UCLA (Jr., Los Angeles, Calif.)
- 1978-79 David Greenwood, F, UCLA (Sr., Los Angeles, Calif.)
- 1979-80 Don Collins, F, WSU (Sr., Toledo, Ohio)
- 1980-81 Steve Johnson, C, OSU (Sr., San Bernardino, Calif.)
- 1981-82 Lester Conner, G, OSU (Sr., Oakland, Calif.)
- 1982-83 Kenny Fields, F, UCLA (Jr., Los Angeles, Calif.)
- 1983-84 A.C. Green, F, OSU (Jr., Portland, Ore.)
- 1984-85 Wayne Carlander, F, USC (Sr., Huntington Beach, Calif.)
- 1985-86 Chris Welp, C, WASH (Jr., Osnabruck, W.G.)
- 1986-87 Jose Ortiz, C, OSU (Sr., Cayey, P.R.)
- 1987-88 Sean Elliott, F, ARIZ (Jr., Tucson, Ariz.)
- 1988-89 Sean Elliott, F, ARIZ (Sr., Tucson, Ariz.)
- 1989-90 Gary Payton, G, OSU (Sr., Oakland, Calif.)
- 1990-91 Terrell Brandon, G, ORE (Jr., Portland, Ore.)
- 1991-92 Harold Miner, G, USC (Jr., Inglewood, Calif.)
- 1992-93 Chris Mills, F, ARIZ (Sr., Los Angeles, Calif.)
- 1993-94 Jason Kidd, G, CAL (So., Oakland, Calif.)
- 1994-95 Ed O'Bannon, F, UCLA (Sr., Lakewood, Calif.)
- Damon Stoudamire, G, ARIZ (Sr., Portland, Ore.)
- 1995-96 Shareef Abdur-Rahim, F, CAL (Fr., Marietta, Ga.)
- 1996-97 Ed Gray, G, CAL (Sr., Riverside, Calif.)
- 1997-98 Mike Bibby, G, ARIZ (So., Phoenix, Ariz.)
- 1998-99 Jason Terry, G, ARIZ (Sr., Seattle, Wash.)
- 1999-00 Eddie House, G, ASU (Sr., Union City, Calif.)
- 2000-01 Sean Lampley, F, CAL (Sr., Chicago, Ill.)
- 2001-02 Sam Clancy, F, USC (Sr., Fairview, Ohio)
- 2002-03 Luke Ridnour, G, ORE (Jr., Blaine, Wash.)
- 2003-04 Josh Childress, G/F, STAN (Jr., Los Angeles, Calif.)
- 2004-05 Ike Diogu, F/C, ASU (Jr., Garland, Texas)
- 2005-06 Brandon Roy, G, WASH (Sr., Seattle, Wash.)
- 2006-07 Arron Afflalo, G, UCLA (Jr., Compton, Calif.)
- 2007-08 Kevin Love, F, UCLA (Fr., Lake Oswego, Ore.)
- 2008-09 James Harden, G, ASU (So., Los Angeles, Calif.)
- 2009-10 Jerome Randle, G, CAL (Sr., Chicago, Ill.)
- 2010-11 Derrick Williams, F, ARIZ (So., La Mirada, Calif.)
- 2011-12 Jorge Gutierrez, G, CAL (Sr., Chihuahua, Mexico)

FRESHMAN OF THE YEAR

- 1978-79* Bryan Rison, G, WSU (Jr., Mt. Morris, Mich.)
- 1979-80* Byron Scott, G, ASU (Fr., Inglewood, Calif.)
- 1980-81* John Revelli, C, STAN (Fr., Scarsdale, N.Y.)
- 1981-82* Johnny Rogers, F, STAN (Fr., Westminster, Calif.)
- 1982-83* Dave Butler, F, CAL (Fr., Rancho Palos Verdes, Calif.)
- 1983-84 Chris Welp, C, WASH (Osnabruck, W.G.)
- 1984-85 Leonard Taylor, F, CAL (Lennox, Calif.)
- 1985-86 Sean Elliott, F, ARIZ (Tucson, Ariz.)
- Pooh Richardson, G, UCLA (Philadelphia, Pa.)
- 1986-87 Gary Payton, G, OSU (Oakland, Calif.)
- 1987-88 Mike Hayward, F, WASH (San Rafael, Calif.)
- 1988-89 Don MacLean, F, UCLA (Simi Valley, Calif.)
- 1989-90 Harold Miner, G, USC (Inglewood, Calif.)
- 1990-91 Jamal Faulkner, F, ASU (Middle Village, N.Y.)
- 1991-92 Mark Pope, F, WASH (Bellevue, Wash.)
- 1992-93 Jason Kidd, G, CAL (Oakland, Calif.)
- 1993-94 Brevin Knight, G, STAN (East Orange, N.J.)
- 1994-95 Tremaine Fowlkes, F, CAL (Los Angeles, Calif.)
- 1995-96 Shareef Abdur-Rahim, F, CAL (Marietta, Ga.)
- 1996-97 Mike Bibby, G, ARIZ (Phoenix, Ariz.)
- 1997-98 Baron Davis, G, UCLA (Los Angeles, Calif.)
- 1998-99 Michael Wright, F, ARIZ (Chicago, Ill.)
- 1999-00 Casey Jacobsen, F, STAN (Glendora, Calif.)
- Jason Kapono, F, UCLA (Lakewood, Calif.)
- Luke Ridnour, G, ORE (Blaine, Wash.)
- 2000-01 Salim Stoudamire, G, ARIZ (Portland, Ore.)
- 2002-03 Ike Diogu, F, ASU (Garland, Texas)
- 2003-04 Leon Powe, F, CAL (Oakland, Calif.)
- 2004-05 Jordan Farmar, G, UCLA (Van Nuys, Calif.)
- 2005-06 Luc Richard Mbah a Moute, F, UCLA (Yaounde, Cameroon)
- 2006-07 Chase Budinger, F, ARIZ (Encinitas, Calif.)
- 2007-08 Kevin Love, F, UCLA (Lake Oswego, Ore.)
- 2008-09 Isaiah Thomas, G, WASH (Tacoma, Wash.)
- 2009-10 Derrick Williams, F, ARIZ (La Mirada, Calif.)
- 2011-11 Allen Crabbe, G, CAL (Los Angeles, Calif.)
- 2011-12 Tony Wroten, G, WASH (Seattle, Wash.)

* - Rookie of the Year (included transfers)

All honors selected by Conference coaches, unless noted otherwise.

COACH OF THE YEAR

1975-76 Dick DiBiasi, STAN
George Raveling, WSU
1976-77 Dick Harter, ORE
1977-78 Gary Cunningham, UCLA
1978-79 Bob Boyd, USC
1979-80 Ned Wulk, ASU
1980-81 Ralph Miller, OSU
1981-82 Marv Harshman, WASH
1982-83 George Raveling, WSU
1983-84 Marv Harshman, WASH
1984-85 Stan Morrison, USC
1985-86 Lute Olson, ARIZ
1986-87 Walt Hazzard, UCLA
1987-88 Lute Olson, ARIZ
1988-89 Lute Olson, ARIZ
Ralph Miller, OSU
1989-90 Jim Anderson, OSU
1990-91 Kelvin Sampson, WSU
1991-92 George Raveling, USC
1992-93 Lute Olson, ARIZ
1993-94 Lute Olson, ARIZ
1994-95 Jim Harrick, UCLA
1995-96 Bob Bender, WASH
1996-97 Ben Braun, CAL
1997-98 Lute Olson, ARIZ
1998-99 Mike Montgomery, STAN
1999-00 Mike Montgomery, STAN
2000-01 Steve Lavin, UCLA
2001-02 Ernie Kent, ORE
2002-03 Mike Montgomery, STAN
Lute Olson, ARIZ
2003-04 Mike Montgomery, STAN
2004-05 Lorenzo Romar, WASH
2005-06 Ben Howland, UCLA
2006-07 Tony Bennett, WSU
2007-08 Trent Johnson, STAN
2008-09 Lorenzo Romar, WASH
2009-10 Herb Sendek, ASU
2010-11 Sean Miller, ARIZ
2011-12 Lorenzo Romar, WASH

DEFENSIVE PLAYER OF THE YEAR

1983-84 Butch Hays, CAL (Sr., Inglewood, Calif.)
1984-85 Nigel Miguel, UCLA (Sr., Pacoima, Calif.)
1985-86 Keith Morrison, WSU (Sr., Los Angeles, Calif.)
2007-08 Russell Westbrook, UCLA (So., Hawthorne, Calif.)
2008-09 Taj Gibson, USC (Jr., Brooklyn, N.Y.)
2009-10 Seth Tarver, OSU (Sr., Portland, Ore.)
2010-11 Marcus Simmons, USC (Sr., Alexandria, La.)
2011-12 Jorge Gutierrez, CAL (Sr., Chihuahua, Mexico)

MOST IMPROVED PLAYER OF THE YEAR

2008-09 Justin Dentmon, WASH (Sr., Carbondale, Ill.)
2009-10 Nikola Vucevic, USC (So., Bar, Montenegro)
2010-11 Matthew Bryan-Amaning, WASH (Sr., London, England)
2011-12 Brock Motum, WSU (Jr., Brisbane, Australia)

DISCONTINUED AWARDS

SIXTH MAN OF THE YEAR

1983-84 Mike Wurm, WSU (Sr., St. Louis, Mo.)
1984-85 Glenn Smith, USC (Sr., Gardena, Calif.)
1985-86 Al Moscatel, WASH (Jr., Mercer Island, Wash.)
1986-87 Montel Hatcher, UCLA (Sr., Venice, Calif.)

CONSENSUS ALL-AMERICANS

(First team unless indicated)

- 1915-16 Dick Romney, UTAH
- 1928-29 Vern Corbin, CAL
- 1932-33 Jerry Nemer, USC
- 1934-35 Lee Guttero, USC
- 1935-36 Bill Kinner, UTAH
- Angelo Luisetti, STAN
- 1936-37 Angelo Luisetti, STAN
- 1937-38 Angelo Luisetti, STAN
- 1938-39 Urgel Wintermute, ORE
- 1939-40 Ralph Vaughn, USC
- John Dick, ORE
- Jack Harvey, COLO (2nd)
- 1941-42 Robert Doll, COLO (2nd)
- 1943-44 Arnie Ferrin, UTAH (2nd)
- 1944-45 Arnie Ferrin, UTAH
- 1946-47 Arnie Ferrin, UTAH (2nd)
- Vern Gardner, UTAH (2nd)
- 1947-48 Arnie Ferrin, UTAH (2nd)
- Jack Nichols, WASH (2nd)
- Andy Wolfe, CAL (2nd)
- 1949-50 Bill Sharman, USC
- 1951-52 Bob Houbregs, WASH (2nd)
- 1952-53 Bob Houbregs, WASH
- 1955-56 Willie Naulls, UCLA (2nd)
- 1957-58 Dave Gambee, OSU (2nd)
- 1959-60 Darrall Imhoff, CAL
- 1960-61 Billy McGill, UTAH (2nd)
- 1961-62 Billy McGill, UTAH
- John Rudometkin, USC (2nd)
- 1963-64 Walt Hazzard, UCLA
- Mel Counts, OSU (2nd)
- 1964-65 Gail Goodrich, UCLA
- 1966-67 Lew Alcindor, UCLA
- 1967-68 Lew Alcindor, UCLA
- 1968-69 Lew Alcindor, UCLA
- Lucius Allen, UCLA (2nd)
- 1969-70 Sidney Wicks, UCLA (2nd)
- 1970-71 Sidney Wicks, UCLA
- Curtis Rowe, UCLA (2nd)
- 1971-72 Bill Walton, UCLA
- Henry Bibby, UCLA
- 1972-73 Bill Walton, UCLA
- Keith Wilkes, UCLA
- 1973-74 Keith Wilkes, UCLA
- Bill Walton, UCLA
- 1974-75 Luther Burden, UTAH (2nd)
- Dave Meyers, UCLA
- Gus Williams, USC (2nd)
- Ron Lee, ORE (2nd)
- 1975-76 Richard Washington, UCLA
- 1976-77 Marques Johnson, UCLA
- Greg Ballard, ORE (2nd)
- 1977-78 David Greenwood, UCLA
- 1978-79 David Greenwood, UCLA
- 1980-81 Steve Johnson, OSU
- 1987-88 Sean Elliott, ARIZ
- 1988-89 Sean Elliott, ARIZ
- Todd Lichti, STAN (2nd)
- 1989-90 Gary Payton, OSU
- 1991-92 Harold Miner, USC
- Adam Keefe, STAN (2nd)
- Don MacLean, UCLA (2nd)
- 1992-93 Chris Mills, ARIZ (3rd)
- 1993-94 Jason Kidd, CAL
- Khalid Reeves, ARIZ (2nd)
- Lamond Murray, CAL (3rd)
- 1994-95 Damon Stoudamire, ARIZ
- Ed O'Bannon, UCLA
- 1995-96 Shareef Abdur-Rahim, CAL (3rd)
- Keith Van Horn, UTAH (2nd)
- 1996-97 Chauncey Billups, COLO (2nd)
- Brevin Knight, STAN (2nd)
- Keith Van Horn, UTAH

- 1997-98 Mike Bibby, ARIZ
- Miles Simon, ARIZ
- 1998-99 Andre Miller, UTAH
- Jason Terry, ARIZ
- 2000-01 Casey Jacobsen, STAN
- 2001-02 Sam Clancy, USC
- 2002-03 Jason Gardner, ARIZ (2nd)
- 2003-04 Josh Childress, STAN
- 2004-05 Andrew Bogut, UTAH
- Ike Diogu, ASU (2nd)
- Salim Stoudamire, ARIZ (2nd)
- Nate Robinson, WASH (3rd)
- 2005-06 Brandon Roy, WASH
- Leon Powe, CAL (2nd)
- 2006-07 Arron Afflalo, UCLA
- 2007-08 Kevin Love, UCLA
- 2008-09 James Harden, ASU
- 2010-11 Derrick Williams, ARIZ (2nd)

NATIONAL PLAYER OF THE YEAR

- 1952-53 Bob Houbregs, WASH
- 1963-64 Walt Hazzard, UCLA (USBWA)
- 1966-67 Lew Alcindor, UCLA (UPI, AP, USBWA)
- 1968-69 Lew Alcindor, UCLA (UPI, AP, USBWA, NA)
- 1970-71 Sidney Wicks, UCLA (USBWA)
- 1971-72 Bill Walton, UCLA (UPI, AP, USBWA, NA)
- 1972-73 Bill Walton, UCLA (UPI, AP, USBWA, NA)
- 1973-74 Bill Walton, UCLA (UPI, AP, USBWA, NA)
- 1976-77 Marques Johnson, UCLA (UPI, AP, USBWA, WA, NA, NABC)
- 1988-89 Sean Elliott, ARIZ (AP, WA, NABC)
- 1989-90 Gary Payton, OSU (SI)
- 1991-92 Harold Miner, USC (SI)
- 1994-95 Ed O'Bannon, UCLA (BT, WA, USBWA)
- Tyus Edney, UCLA (FPN)
- 1995-96 *Shareef Abdur-Rahim, CAL (BT)
- 1996-97 *Mike Bibby, ARIZ (BW)
- 1998-99 Jason Terry, ARIZ (SI, BT, CBS/Chevrolet)
- 1999-00 *Jason Gardner, ARIZ (BT, BN, USBWA)
- *Casey Jacobsen, STAN (TSN)
- *Jason Kapono, UCLA (CBS SportsLine)
- 2002-03 Jason Gardner, ARIZ (FPN)
- 2004-05 Andrew Bogut, UTAH (WA, NA, AP, USBWA, NABC)

*National Freshman of the Year

NATIONAL COACH OF THE YEAR

- 1959-60 Pete Newell, CAL (UPI, USBWA)
- 1963-64 John Wooden, UCLA (UPI, USBWA)
- 1966-67 John Wooden, UCLA (UPI, AP, USBWA)
- 1968-69 John Wooden, UCLA (UPI, AP, NABC)
- 1969-70 John Wooden, UCLA (UPI, AP, USBWA, NABC)
- 1971-72 John Wooden, UCLA (UPI, AP, USBWA, NABC)
- 1972-73 John Wooden, UCLA (UPI, AP, USBWA)
- 1980-81 Ralph Miller, OSU (UPI, AP, USBWA)
- 1981-82 Ralph Miller, OSU (AP)
- 1983-84 Marv Harshman, WASH (NABC)
- 1990-91 Rick Majerus, UTAH (UPI)
- 1991-92 George Raveling, USC (NABC, CBS, BW)
- 1994-95 Jim Harrick, UCLA (NABC)
- 1999-00 Mike Montgomery, STAN (BT, NA)
- 2000-01 Lute Olson, ARIZ (Clair Bee)
- 2003-04 Mike Montgomery, STAN (BT, SI)
- 2006-07 Tony Bennett, WSU (USBWA, NABC, BT, CBS, NA, JP)

NCAA TOURNAMENT OUTSTANDING PLAYER AWARD

1941-42 Howard Dallmar, STAN
 1963-64 Walt Hazzard, UCLA
 1966-67 Lew Alcindor, UCLA
 1967-68 Lew Alcindor, UCLA
 1968-69 Lew Alcindor, UCLA
 1969-70 Sidney Wicks, UCLA
 1971-72 Bill Walton, UCLA
 1972-73 Bill Walton, UCLA
 1974-75 Richard Washington, UCLA
 1994-95 Ed O'Bannon, UCLA
 1996-97 Miles Simon, ARIZ

NCAA FINAL FOUR ALL-TOURNAMENT TEAM

1952-53 Bob Houbregs, WASH
 1953-54 Roy Irvin, USC
 1958-59 Darrall Imhoff, CAL
 Denny Fitzpatrick, CAL
 1959-60 Darrall Imhoff, CAL
 1963-64 Walt Hazzard, UCLA
 Gail Goodrich, UCLA
 1964-65 Gail Goodrich, UCLA
 Edgar Lacey, UCLA
 Kenny Washington, UCLA
 1966-67 Lew Alcindor, UCLA
 Mike Warren, UCLA
 Lucius Allen, UCLA
 1967-68 Lew Alcindor, UCLA
 Mike Warren, UCLA
 Lucius Allen, UCLA
 Lynn Shackelford, UCLA
 1968-69 Lew Alcindor, UCLA
 John Vallely, UCLA
 1969-70 Sidney Wicks, UCLA
 John Vallely, UCLA
 Curtis Rowe, UCLA
 1970-71 Steve Patterson, UCLA
 Sidney Wicks, UCLA
 1971-72 Bill Walton, UCLA
 Keith Wilkes, UCLA
 1972-73 Bill Walton, UCLA
 1973-74 Bill Walton, UCLA
 1974-75 Richard Washington, UCLA
 Dave Meyers, UCLA
 1975-76 Marques Johnson, UCLA
 1979-80 Kiki Vandeweghe, UCLA
 Rod Foster, UCLA
 1987-88 Sean Elliott, ARIZ
 1994-95 Ed O'Bannon, UCLA
 Toby Bailey, UCLA
 1996-97 Mike Bibby, ARIZ
 Miles Simon, ARIZ
 1997-98 Arthur Lee, STAN
 2000-01 Richard Jefferson, ARIZ
 Loren Woods, ARIZ
 2005-06 Jordan Farmar, UCLA

NATIONAL INVITATIONAL TOURNAMENT MOST OUTSTANDING PLAYER

1990-91 Adam Keefe, STAN
 1998-99 Sean Lampley, CAL
 2011-12 Aaron Bright, STAN

COLLEGIATE BASKETBALL INVITATIONAL MOST OUTSTANDING PLAYER

2008-09 Roeland Schaftenaar, OSU
 2010-11 Joevan Catron, ORE

NAISMITH MEMORIAL BASKETBALL HALL OF FAME MEMBERS

Kareem Abdul-Jabbar, player, UCLA
 Don Barksdale, player, UCLA
 Sam Barry, coach, USC
 Larry Brown, coach, UCLA
 John Bunn, coach, STAN
 Everett Dean, coach, STAN
 Laddie Gale, player, ORE
 Jack Gardner, player/coach, USC/UTAH
 Slats Gill, player and coach, OSU
 Gail Goodrich, player, UCLA
 Marv Harshman, coach, WASH and WSU
 Howard Hobson, player and coach, ORE
 Bob Houbregs, player, WASH
 Lloyd Leith, official, CAL
 Hank Luisetti, player, STAN
 Ralph Miller, coach, OSU
 Reggie Miller, player, UCLA
 Pete Newell, coach, CAL
 Lute Olson, coach, ARIZ
 Jim Pollard, player, STAN
 Bill Sharman, player, USC
 Bill Walton, player, UCLA
 Jamaal Wilkes, player, UCLA
 Tex Winter, coach, WASH
 John Wooden, coach, UCLA

Legend

AP Associated Press
 BA Basketball America
 BN Basketball News
 BT Basketball Times
 BW Basketball Weekly
 CBS/Chev CBS/Chevrolet
 FPN Frances Pomeroy Naismith
 JP Jim Phelan Award
 NA Naismith Award
 NABC National Association of Basketball Coaches
 SI Sports Illustrated
 TSN The Sporting News
 UPI United Press International
 USBWA United States Basketball Writers Association
 WA Wooden Award

Draft began in 1947. 1st Round picks only listed from 1967-78 (order prior to 1967 unavailable). All picks listed since 1979.

Number in parenthesis after year is rounds of Draft.

1967 (20)

- 1st (none)

1968 (21)

- 1st 11. Bill Hewitt (USC), Los Angeles

1969 (20)

- 1st 1. Lew Alcindor (UCLA), Milwaukee
- 3. Lucius Allen (UCLA), Seattle

1970 (19)

- 1st 14. John Vallely (UCLA), Atlanta
- 16. Gary Freeman (OSU), Milwaukee

1971 (19)

- 1st 2. Sidney Wicks (UCLA), Portland
- 7. Cliff Meely (COLO), San Diego
- 9. Stan Love (ORE), Baltimore
- 11. Curtis Rowe (UCLA), Detroit (Phil Chenier (CAL), taken by Baltimore in 1st round of supplementary draft for hardship cases)

1972 (10)

- 1st 5. Fred Boyd (OSU), Phoenix
- 10. Paul Westphal (USC), Boston

1973 (21)

- 1st 16. Swen Nater (UCLA), Milwaukee

1974 (10)

- 1st 1. Bill Walton (UCLA), Portland
- 6. Scott Wedman (COLO), KC-Omaha
- 10. Mike Sojourner (UTAH), Atlanta
- 11. Keith Wilkes (UCLA), Golden State

1975 (10)

- 1st 2. David Meyers (UCLA), Los Angeles
- 5. Lionel Hollins (ASU), Portland
- 7. Rich Kelley (STAN), New Orleans
- 15. John Lambert (USC), Cleveland

1976 (10)

- 1st 3. Richard Washington (UCLA), Kansas City
- 10. Ron Lee (ORE), Phoenix

1977 (Eight)

- 1st 3. Marques Johnson (UCLA), Milwaukee
- 4. Greg Ballard (ORE), Washington

1978 (10)

- 1st 22. Ray Townsend (UCLA), Golden State

1979 (10)

- 1st 2. Dave Greenwood (UCLA), Chicago
- 9. Larry Demic (ARIZ), New York
- 10. Roy Hamilton (UCLA), Detroit
- 11. Cliff Robinson (USC), New Jersey
- 14. Brad Holland (UCLA), Los Angeles
- 2nd 32. Tony Zeno (ASU), Indiana
- 4th 67. Greg Deane (UTAH), Utah
- 73. James Donaldson (WSU), Seattle
- 5th 89. Perry Wolfe (STAN), Utah
- 6th 114. Steve Smith (USC), Chicago
- 123. Dan Hartshorne (ORE), Philadelphia
- 9th 175. Gene Ransom (CAL), Golden State
- 180. Coby Leavitt (UTAH), Philadelphia
- 181. Emmett Lewis (COLO), Denver
- 10th 190. Marvin Thomas (UCLA), Chicago
- 195. Kelvin Small (ORE), Portland

1980 (10)

- 1st 11. Kiki Vandeweghe (UCLA), Dallas
- 18. Don Collins (WSU), Atlanta
- 2nd 42. Kimberly Belton (STAN), Phoenix
- 3rd 47. Kurt Nimphius (ASU), Denver
- 50. James Wilkes (UCLA), Chicago
- 53. Stuart House (WSU), Cleveland
- 65. Doug True (CAL), Phoenix
- 5th 95. Don Carfino (USC), Golden State
- 103. Darrell Allums (UCLA), Dallas
- 6th 134. Coby Leavitt (UTAH), Phoenix
- 7th 141. Lorenzo Romar (WASH), Golden State
- 148. Greg Sims (UCLA), Portland
- 152. Joe Nehls (ARIZ), Houston

1981 (10)

- 1st 7. Steve Johnson (OSU), Kansas City
- 5. Danny Vranes (UTAH), Seattle
- 8. Tom Chambers (UTAH), San Diego
- 21. Alton Lister (ASU), Milwaukee
- 2nd 33. Sam Williams (ASU), Golden State
- 36. Ray Blume (OSU), Indiana
- 3rd 53. Mark Radford (OSU), Seattle
- 60. Purvis Miller (USC), Indiana
- 61. Petur Gudmundsson (WASH), Portland
- 4th 79. Ron Davis (ARIZ), Washington
- 5th 96. Joe Cooper (COLO), New Jersey
- 97. Mike Clark (ORE), Utah
- 99. Andra Griffin (WASH), Seattle
- 108. Johnny Nash (ASU), Chicago
- 6th 116. Karl Bankowski (UTAH), Dallas
- 129. Robert Fronk (WASH), Indiana
- 134. Kevin Singleton (CAL), Los Angeles
- 146. JoJo Hunter (COLO), Milwaukee
- 7th 148. Roby Dosty (ARIZ), Golden State
- 9th 212. Brian Johnson (COLO), Phoenix
- 10th 206. Vic Sison (UCLA), New Jersey
- 213. Barry Brooks (USC), Golden State
- 216. Kenny Easley (UCLA), Chicago
- 220. Felton Sealey (ORE), Phoenix

1982 (10)

- 1st 11. Lafayette Lever (ASU), Portland
- 14. Lester Conner (OSU), Golden State
- 22. Mark McNamara (CAL), Philadelphia
- 2nd 41. Dwight Anderson (USC), Houston
- 3rd 52. Dan Caldwell (WASH), New York
- 65. John Greig (ORE), Seattle
- 4th 72. Mark Eaton (UCLA), Utah
- 74. Mike Sanders (UCLA), Kansas City
- 7th 151. Tony Anderson (UCLA), New Jersey
- 159. Maurice Williams (USC), Los Angeles
- 8th 173. Jacques Tuz (COLO), San Diego
- 180. Steve Burks (WASH), Seattle
- 9th 199. Ken Lyles (WASH), Denver
- 200. Dean Sears (UCLA), Denver

1983 (10)

- 1st 4. Byron Scott (ASU), San Diego
- 2nd 28. Rod Foster (UCLA), Phoenix
- 34. Guy Williams (WSU), Washington
- 43. Pace Mannion (UTAH), Golden State
- 45. Paul Williams (ASU), Phoenix
- 3rd 48. Craig Ehlo (WSU), Houston
- 53. Michael Holton (UCLA), Golden State
- 57. Darren Daye (UCLA), Washington
- 60. Steve Harriel (WSU), Kansas City
- 5th 109. Brad Watson (WASH), Seattle
- 7th 143. Dan Evans (OSU), San Diego
- 144. Jacque Hill (USC), Chicago
- 145. Peter Williams (UTAH), Golden State
- 147. Rob Gonzalez (COLO), Detroit
- 8th 177. Frank Smith (ARIZ), Portland
- 10th 219. Aaron Haskins (WSU), Kansas City

1984 (10)

- 1st 13. Jay Humphries (COLO), Phoenix
- 21. Kenny Fields (UCLA), Milwaukee
- 2nd 29. Stuart Gray (UCLA), Indiana
- 38. Charles Sitton (OSU), Dallas
- 4th 71. Ralph Jackson (UCLA), Indiana
- 92. John Revelli (STAN), LA Lakers
- 6th 138. Keith Jones (STAN), LA Lakers
- 7th 141. Butch Hays (CAL), Chicago
- 144. David Brantley (ORE), Clippers
- 146. Michael Pitts (CAL), San Antonio
- 152. Gary Gatewood (ORE), Seattle
- 8th 177. Chris Winans (UTAH), New Jersey

1985 (Seven)

- 1st 8. Detlef Schrempf (WASH), Dallas
- 15. Blair Rasmussen (ORE), Denver
- 23. A.C. Green (OSU), LA Lakers
- 3rd 49. Brad Wright (UCLA), Golden State
- 62. Nigel Miguel (UCLA), New Jersey
- 4th 74. Jim Deines (ASU), LA Clippers
- 75. Alex Stivrins (COLO), Seattle
- 89. Pete Williams (ARIZ), Denver
- 5th 99. Wayne Carlander (USC), Sacramento
- 106. Clayton Olivier (USC), San Antonio
- 6th 128. Chris Harper (ORE), San Antonio
- 7th 143. Gary Maloncon (UCLA), LA Clippers

1986 (Seven)

- 5th 103. Keith Morrison (WSU), Sacramento
- 104. Paul Fortier (WASH), Washington
- 106. Jerry Adams (ORE), Portland
- 7th 141. Steve Woodside (OSU), Indiana

1987 (Seven)

- 1st 7. Kevin Johnson (CAL), Cleveland
- 11. Reggie Miller (UCLA), Indiana
- 15. Jose Ortiz (OSU), Utah
- 16. Christian Welp (WASH), Philadelphia
- 2nd 37. Derrick Dowell (USC), Washington
- 3rd 51. Sven Meyer (ORE), Sacramento
- 4th 76. Steve Beck (ASU), Phoenix
- 79. Jack Haley (UCLA), Chicago
- 5th 114. Dave Butler (CAL), Boston
- 6th 128. Dwayne Scholten (WSU), Washington
- 7th 149. Montel Hatcher (UCLA), Indiana

1988 (Three)

- 2nd 34. Tom Tolbert (ARIZ), Charlotte
- 37. Greg Butler, (STAN), New York
- 44. Anthony Taylor (ORE), Atlanta
- 50. Steve Kerr (ARIZ), Phoenix

1989 (Two)

- 1st 3. Sean Elliott (ARIZ), San Antonio
- 10. Pooh Richardson (UCLA), Minnesota
- 15. Todd Lichti (STAN), Denver
- 24. Anthony Cook (ARIZ), Phoenix
- 2nd 50. Brian Quinnett (WSU), New York

1990 (Two)

- 1st 2. Gary Payton (OSU), Seattle
- 2nd 36. Trevor Wilson (UCLA), Atlanta
- 38. Jud Buechler (ARIZ), Seattle

1991 (Two)

- 1st 10. Brian Williams (ARIZ), Orlando
- 11. Terrell Brandon (ORE), Cleveland
- 25. Shaun Vandiver (COLO), Golden State
- 2nd 48. Isaac Austin (ASU), Utah

1992 (Two)

- 1st 10. Adam Keefe (STAN), Atlanta
- 12. Harold Miner (USC), Miami
- 18. Tracy Murray (UCLA), San Antonio
- 19. Don MacLean (UCLA), Detroit
- 2nd 30. Sean Rooks (ARIZ), Dallas
- 36. Duane Cooper (USC), LA Lakers

1993 (Two)

- 1st 14. Scott Haskin (OSU), Indiana
- 22. Chris Mills (ARIZ), Cleveland
- 2nd 35. Ed Stokes (ARIZ), Miami
- 40. Rich Manning (WASH), Atlanta
- 43. Josh Grant (UTAH), Denver
- 46. Richard Petruska (UCLA), Houston
- 54. Byron Wilson (UTAH), Phoenix

1994 (Two)

- 1st 2. Jason Kidd (CAL), Dallas
- 7. Lamond Murray (CAL), LA Clippers
- 12. Khalid Reeves (ARIZ), Miami

1995 (Two)

- 1st 7. Damon Stoudamire (ARIZ), Toronto
- 9. Ed O'Bannon (UCLA), New Jersey
- 15. Brent Barry (OSU), Denver
- 22. George Zidek (UCLA), Charlotte
- 27. Mario Bennett (ASU), Phoenix
- 2nd 42. Donnie Boyce (COLO), Atlanta
- 47. Tyus Edney (UCLA), Sacramento

1996 (Two)

- 1st 3. Shareef Abdur-Rahim (CAL), Vancouver
- 2nd 31. Mark Hedrickson (WSU), Philadelphia
- 35. Joesph Blair (ARIZ), Seattle
- 43. Ben Davis (ARIZ), Phoenix
- 47. Ron Riley (ASU), Seattle
- 56. Reggie Geary (ARIZ), Cleveland

1997 (Two)

- 1st 2. Keith Van Horn (UTAH), Philadelphia
- 3. Chauncey Billups (COLO), Boston
- 16. Brevin Knight (STAN), Cleveland
- 22. Ed Gray (CAL), Atlanta
- 24. Rodrick Rhodes (USC), Houston
- 2nd 31. Mark Sanford (WASH), Miami
- 32. Charles O'Bannon (UCLA), Detroit

1998 (Two)

- 1st 2. Mike Bibby (ARIZ), Vancouver
- 12. Michael Doleac (UTAH), Orlando
- 14. Michael Dickerson (ARIZ), Houston
- 28. Corey Benjamin (OSU), Chicago
- 2nd 33. Jelani McCoy (UCLA), Seattle
- 42. Miles Simon (ARIZ), Orlando
- 44. Sean Marks (CAL), New York
- 45. Toby Bailey (UCLA), LA Lakers
- 56. J.R. Henderson (UCLA), Vancouver

1999 (Two)

- 1st 3. Baron Davis (UCLA), Charlotte
- 8. Andre Miller (UTAH), Cleveland
- 10. Jason Terry (ARIZ), Atlanta
- 2nd 39. A.J. Bramlett (ARIZ), Cleveland
- 41. Francisco Elson (CAL), Denver
- 47. Todd MacCulloch (WASH), Philadelphia
- 56. Tim Young (STAN), Golden State

2000 (Two)

- 1st 11. Jerome Moiso (UCLA), Boston
- 29. Mark Madsen (STAN), LA Lakers
- 2nd 37. Eddie House (ASU), Miami
- 40. Hanno Mottola (UTAH), Atlanta
- 56. Jaquay Walls (COLO), Indiana

2001 (Two)

- 1st 13. Richard Jefferson (ARIZ), Houston
- 18. Jason Collins (STAN), Houston
- 2nd 31. Gilbert Arenas (ARIZ), Golden State
- 35. Brian Scalabrine (USC), New Jersey
- 36. Jeff Trepagnier (USC), Cleveland
- 39. Michael Wright (ARIZ), New York
- 40. Earl Watson (UCLA), Seattle
- 45. Sean Lampley (CAL), Chicago
- 46. Loren Woods (ARIZ), Minnesota
- 53. Jarron Collins (STAN), Utah
- 58. Bryan Bracey (ORE), San Antonio

2002 (Two)

- 1st 14. Frederick Jones (ORE), Indiana
- 18. Curtis Borchardt (STAN), Utah
- 22. Casey Jacobsen (STAN), Phoenix
- 2nd 34. Dan Gadzuric (UCLA), Milwaukee
- 45. Sam Clancy (USC), Philadelphia
- 46. Matt Barnes (UCLA), Cleveland
- 47. Jamaal Sampson (CAL), Milwaukee

2003 (Two)

- 1st 14. Luke Ridnour (ORE), Seattle
- 2nd 31. Jason Kapono (UCLA), Cleveland
- 32. Luke Walton (ARIZ), LA Lakers
- 53. Tommy Smith (ASU), Chicago

2004 (Two)

- 1st 6. Josh Childress (STAN), Atlanta
- 9. Andre Iguodala (ARIZ), Philadelphia
- 10. Luke Jackson (ORE), Cleveland
- 29. David Harrison (COLO), Indiana
- 2nd 43. Trevor Ariza (UCLA), New York

2005 (Two)

- 1st 1. Andrew Bogut (UTAH), Milwaukee
- 8. Channing Frye (ARIZ), New York
- 9. Ike Diogu (ASU), Golden State
- 21. Nate Robinson (WASH), Phoenix
- 2nd 31. Salim Stoudamire (ARIZ), Atlanta
- 54. Dijon Thompson (UCLA), New York

2006 (Two)

- 1st 6. Brandon Roy (WASH), Minnesota
- 26. Jordan Farmar (UCLA), LA Lakers
- 2nd 37. Bobby Jones (WASH), Minnesota
- 49. Leon Powe (CAL), Denver
- 50. Ryan Hollins (UCLA), Charlotte
- 54. Hassan Adams (ARIZ), New Jersey

2007 (Two)

- 1st 10. Spencer Hawes (WASH), Sacramento
- 16. Nick Young (USC), Washington
- 26. Aaron Brooks (ORE), Houston
- 27. Arron Afflalo (UCLA), Detroit
- 2nd 32. Gabe Pruitt (USC), Boston
- 33. Marcus Williams (ARIZ), San Antonio

2008 (Two)

- 1st 3. O.J. Mayo (USC), Chicago
- 4. Russell Westbrook (UCLA), Seattle
- 5. Kevin Love (UCLA), Houston
- 10. Brook Lopez (STAN), New Jersey
- 11. Jerryd Bayless (ARIZ), Indiana
- 15. Robin Lopez (STAN), Phoenix
- 21. Ryan Anderson (CAL), New Jersey
- 2nd 37. Luc Richard Mbah a Moute (UCLA), Milwaukee
- 38. Kyle Weaver (WSU), Charlotte
- 48. Malik Hairston (ORE), Phoenix
- 50. DeVon Hardin (CAL), Seattle
- 54. Maarty Leunen (ORE), Houston

2009 (Two)

- 1st 3. James Harden (ASU), Oklahoma City
- 8. Jordan Hill (ARIZ), New York
- 9. DeMar DeRozan (USC), Toronto
- 17. Jrue Holiday (UCLA), Philadelphia
- 21. Darren Collison (UCLA), New Orleans
- 26. Taj Gibson (USC), Chicago
- 2nd 31. Jeff Pendergraph (ASU), Sacramento
- 38. Jon Brockman (WASH), Portland
- 44. Chase Budinger (ARIZ), Detroit

2010 (Two)

- 1st 26. Quincy Pondexter (WASH), OK City
- 2nd 39. Landry Fields (STAN), New York

2011 (Two)

- 1st 2. Derrick Williams (ARIZ), Minnesota
- 1st 11. Klay Thompson (WSU), Golden State
- 1st 16. Nikola Vucevic (USC), Philadelphia
- 2nd 35. Tyler Honeycutt (UCLA), Sacramento
- 2nd 43. Malcolm Lee (UCLA), Chicago
- 2nd 60. Isaiah Thomas (WASH), Sacramento

2012 (Two)

- 1st 8. Terrence Ross (WASH), Toronto
- 1st 24. Jared Cunningham (OSU), Cleveland
- 1st 25. Tony Wroten (WASH), Memphis



► Arizona won the 2012 NCAA Baseball Championship, the Pac-12's ninth national title of the 2011-12 season. It marked the seventh-consecutive year the Conference has won the most, or tied for the most, NCAA team titles in the country in a single year.

► The California women's swimming & diving team captured the NCAA title for the second-straight year in 2012, and the third time in four years.





LARRY SCOTT COMMISSIONER

Larry Scott came to college athletics in 2009 with an energy and bold vision that he has used to deliver monumental changes to one of the most storied Conferences in the country, the Pacific-10, and transform it into a modern 12-team Conference built for long-term success. Welcome to the Pac-12.

Scott succeeded Tom Hansen as the sixth Commissioner of the Pac-10 Conference on July 1, 2009. Scott came to collegiate athletics after serving six years as Chairman and Chief Executive Officer of the Sony Ericsson WTA Tour (Women's Tennis Association), where he helped generate unprecedented growth and popularity for women's professional tennis on a global scale.

He has established a solid track record of innovation and growth -- across a range of different sports, at both the college and professional levels -- grounded in deep experience that goes back to his student-athlete days at Harvard.

At the WTA Tour Scott achieved the long-sought goal of equal prize money for women in tennis' grand slam events. He also became the architect of the largest-ever sponsorship in both women's sports and professional tennis, a six-year \$88-million landmark title sponsorship agreement with Sony Ericsson. Among his many other WTA achievements are the largest television deal in women's tennis history, and a reform package that led to a 40 percent increase in prize money - a record \$86 million - and \$750 million in facilities investment.

More recently, in his first two years as Commissioner of the Pac-10, Scott has led the Conference through expansion for the first time since 1978 by successfully adding Colorado and Utah, created a Football Championship Game for the first time in Conference history, secured agreement for equal revenue sharing for the first time ever, delivered a landmark media rights agreement with ESPN and Fox that dramatically increases revenue and national exposure for schools, and created the Pac-12 Network and Pac-12 Digital Network that promises to significantly enhance exposure for all sports throughout the Conference. He has also orchestrated a rebranding of the Conference, with messages of innovation, excellence, and the advantages of West Coast location at its core.

Scott has earned major recognition for his visionary leadership: In 2008 the Sony Ericsson WTA Tour was nominated by Sports Business Journal as Sports League of the Year and was the recipient of the Women's Sports Foundation Billie Jean King Contribution Award. In 2008, Scott was named to Time Magazine's list of best global sports executives.

Scott's career in athletics extends back to his captaincy of Harvard's tennis team, where he was named an All-American, earned a B.A. in European History in 1986, and gained a lifelong appreciation for the importance of maintaining a careful balance between academics and sports. He went on to play tennis professionally on the ATP circuit, winning one title, and then going on to serve for more than a decade in key posts, including Chief Operating Officer, President of ATP Properties, and Executive Vice President of the International Group. In these roles, which included postings in Sydney, Monte Carlo and London, he was credited with significantly growing the global popularity of men's tennis, establishing the Tennis Masters Cup as one of the sport's most successful events, negotiating the renewal of the ATP's 13-year partnership with Mercedes-Benz -- which remains one of the preeminent sponsorship agreements in tennis history -- and launching tournaments in such developing regions as China and the Persian Gulf.

Larry and his wife, Cybille, live in Danville, Calif., and have three children, Alexander, Sebastien and Alannah.

SCOTT QUICK FACTS

CURRENT POSITION:

Commissioner
Pac-12 Conference
July 1, 2009-Present

PREVIOUS POSITION:

Chairman & CEO • WTA Tour
April 15, 2003-June 30, 2009

HONORS:

- *TIME* Magazine's List of Best Sports Executives, 2008
- *Sports Business Journal* Sports League of the Year Nominee, 2008

EDUCATION:

Harvard University, B.A. European History
1986 graduate with Honors

ATHLETIC ACCOMPLISHMENTS:

All-American tennis player at Harvard
Three-year professional tennis player, winning one ATP title

PREVIOUS PAC-12 COMMISSIONERS

EDWIN N. ATHERTON
1940-1944

VICTOR O. SCHMIDT
1944-1959

THOMAS J. HAMILTON
1959-1971

WILES HALLOCK
1971-1983

THOMAS C. HANSEN
1983-2009

LAWRENCE G. SCOTT
2009-Present

LEARFIELD SPORTS DIRECTORS' CUP

Six Pac-12 Conference institutions finished the 2011-12 academic year ranked in the final Learfield Sports Directors' Cup top 25, the National Association of Collegiate Directors of Athletics (NACDA) announced today. Three institutions, STANFORD, UCLA and USC, were in the top 10, the most of any conference.

The Conference of Champions was represented by six members in the Directors' Cup top 25, the most of any conference. The Cardinal won its 18th-consecutive cup after claiming national championships in women's soccer and women's water polo, and top-four finishes in men's and women's swimming and diving, women's basketball and women's gymnastics, accumulating an impressive 1448.25 points.

UCLA and USC were among eight teams to tally better than 1,000 points, finishing third (1,142.75 points) and seventh (1,006.75 points), respectively. Together, the Bruins and Trojans each posted top four finishes in women's volleyball, women's water polo, and men's and women's tennis. CALIFORNIA placed 11th overall with 979.00 points after sweeping the men's and women's swimming and diving titles. ARIZONA's national title in baseball pushed the Wildcats into the top 20, where they placed 19th (827.75), OREGON rounded out the top 25, finishing 24th (747.25).

ARIZONA STATE placed 30th with 625.25 points, with WASHINGTON right behind in 31st with 622.50 points. COLORADO was 57th overall (391.50), followed by OREGON STATE (66th, 300.91), UTAH (74th, 260.0), and WASHINGTON STATE (T106th, 171.00).

The success of the Pac-12 in the Director's Cup was bolstered by the capturing of nine NCAA titles, most among all conferences. In addition, 10 of the Pac-12's league members finished among the top four in 24 NCAA championships, while the ACC was next with its league members placing among the top four in 16 NCAA championships.

CONFERENCE BREAKDOWN

Conference	Top-25 Schools
1. Pac-12 (12)	6
2. Big Ten (12)	5
SEC (12)	5
4. ACC (12)	4
Big 12 (10)	4
6. Big East (15)	1

WHERE PAC-12 SCHOOLS RANKED

School	Total Pts
1. Stanford	1,448.25
3. UCLA	1,142.75
7. USC	1,006.75
11. California	979.00
19. Arizona	827.75
24. Oregon	747.25
30. Arizona State	625.25
31. Washington	622.50
57. Colorado	391.50
66. Oregon State	300.91
74. Utah	260.00
T106. Washington State	171.00

TOM HANSEN CONFERENCE MEDAL WINNERS



A Conference Medal is awarded annually to each member institution's outstanding senior male and female student-athlete based on the exhibition of the greatest combination of performance and achievement in scholarship, athletics and leadership. In 2009, the Pac-12 renamed the award the Tom Hansen Conference Medal in honor of Hansen, who retired at the end of June 2009 after serving for 26 years as Commissioner of the Pac-10.

Following are the 2011-12 award winners:

2011-12 PAC-12 TOM HANSEN CONFERENCE MEDAL WINNERS

School	Men	Women
Arizona	Ben Grado, Diving	Katie Matusik, Gymnastics
Arizona State	Aaron Pflugrad, Football	Katelyn Boyd, Softball
California	Jorge Gutierrez, Basketball	Valerie Arioto, Softball
Colorado	Andy Wacker, Cross Country/T&F	Katie Hartman, Skiing
Oregon	David Paulson, Football	Amanda Johnson, Basketball
Oregon State	Cameron Collins, Football	Leslie Mak, Gymnastics
Stanford	Andrew Luck, Football	Nnemkadi Ogwumike, Basketball
UCLA	Andy Rose, Soccer	Samantha Camuso, Softball
USC	Daniel Nguyen, Tennis	Amanda Smith, Swimming
Utah	Derrick Shelby, Football	Maria Graefnigs, Skiing
Washington	Robert Munn, Rowing	Kate Deines, Soccer
Washington State	Derek Jones, Baseball	Elisabeth Fournier, Tennis



KEVIN WEIBERG • Deputy Commissioner and Chief Operating Officer

Deputy Commissioner Kevin Weiberg has responsibility for all aspects of the Pac-12 Conference's administrative operations. He has oversight responsibility for the Conference's daily operations, including governance, enforcement, compliance, sport management, championships, football bowl relationships, officiating, and television administration.

Prior to joining the Pac-12, Weiberg was the Chief Executive Officer of iHoops from 2009 to 2010, a joint venture between the NCAA and NBA, formed to develop a structure and programs to improve the quality of youth basketball in the United States.

Weiberg has extensive experience in college athletics, as well. He served as vice president of university planning and development for the Big Ten Network from 2007-09. In addition, he served as deputy commissioner of the Big Ten Conference under Jim Delany from 1989 to 1998.

Weiberg served as commissioner of the Big 12 Conference from 1998 to 2007, overseeing its transformation into one of the most competitive and financially successful conferences in the country. Weiberg is a 1978 graduate of Kansas State University and earned a master's degree from Western Illinois University in 1979.



WOODIE DIXON • General Counsel and VP Business Affairs

Woodie Dixon joined the Pac-12 in April 2010 and manages all business affairs, in-house legal matters, football administration and human resources.

Prior to joining the Pac-12, Dixon spent six years (2004-10) as General Counsel for the NFL's Kansas City Chiefs overseeing all legal matters for the franchise, including player, marketing, sponsorship, stadium operations, special event and sales contracts, litigation and licensing. Previously, he has practiced law with the NFL, Sidley, Austin, Brown & Wood LLP in Chicago, and Dorsey & Whitney LLP in Minneapolis, Minn.

Dixon is a graduate of Harvard Law School, the University of Massachusetts graduate program in sports management and Amherst College.



DANETTE LEIGHTON • Chief Marketing Officer

Danette Leighton joined the Pac-12 Conference in April 2010 as the Conference's first Chief Marketing Officer. Her responsibilities include leading the Conference in the development and implementation of strategic marketing and communication programs, as well as integrating and supporting the marketing interests of the member institutions. She oversees the areas of business operations, communications, event operations, marketing, public affairs and ticket sales.

An Arizona graduate, Leighton returns to the Pac-12 where she began her career as a public relations intern. Most recently, she acted as Vice President of Marketing and Brand Development for Maloof Sports & Entertainment. She spent the last decade overseeing all marketing and branding efforts for the NBA's Sacramento Kings and ARCO Arena, as well as the business operations for the WNBA's Sacramento Monarchs.

Previously, she led Sony's sports marketing division, focusing on the PGA Tour and the Sony Open in Hawai'i. She also served as the executive director of the 1999 NCAA Women's Basketball Final Four at Stanford and worked in public relations for the Fiesta Bowl.



RON MCQUATE • Chief Financial Officer

McQuate joined the Pac-12 in March 2010 as the Chief Financial Officer. Prior to joining the Pac-12, McQuate spent seven years at the Sony Ericsson WTA Tour (WTA) where he served Sr. Vice President of Finance.

Before the WTA, McQuate acted as Vice President of Finance for the Soccer, Europe, and Events Divisions of AEG in Los Angeles, CA.

He began his career in sports with the Cleveland Indians as Controller and then Director of Corporate Planning and Development. McQuate earned his B.S.B.A. in accounting from the University of Dayton.



GLORIA NEVAREZ • Senior Associate Commissioner, Senior Woman Administrator

Gloria Nevarez was named the Pac-12's Senior Associate Commissioner and Senior Woman Administrator in April 2010. Nevarez is responsible for the administration of the Conference's Senior Woman Administrators and oversees all sports except football. She is the Pac-12 liaison for men's basketball and women's golf.

Before joining the Pac-12, Nevarez spent the previous three years as Senior Associate Athletic Director at the University of Oklahoma, overseeing marketing, human resources, strength and conditioning and several sports including men's and women's basketball. She also served as the University's liaison for Title IX compliance and Big 12 governance issues. Before Oklahoma, Nevarez was Associate Commissioner/SWA for the West Coast Conference. Nevarez previously held positions in program management, compliance and legal affairs at the University of California. She also worked in the athletic department at San Jose State University and was an adjunct faculty member at the University of San Francisco.

Nevarez is a graduate of the University of Massachusetts where she played basketball and is a University of California, Berkeley Law alumna.



MIKE MATTHEWS • Associate Commissioner, Compliance

Mike Matthews was named Assistant Commissioner in October of 1989 after spending three and a half years as Assistant Public Relations Director. Promoted to Associate Commissioner in February 2006, his responsibilities include assisting Pac-12 institutions with NCAA and Conference rules interpretations and their compliance programs.

Prior to joining the Pac-12, Matthews served two years as Assistant Commissioner of the West Coast Conference, two years as an Assistant Sports Information Director at the University of California, and four years as SID at Saint Mary's College (Calif.). He is a 1978 graduate of the University of California.

He and his wife Stephanie have two children, Christopher and Emma.



RON BARKER • Associate Commissioner, Governance & Enforcement

Ron Barker joined the Pac-12 as Assistant Commissioner for Governance and Enforcement in October of 2001 and was promoted to Associate Commissioner in February of 2006. His job duties include administering the Conference's enforcement and NCAA governance programs and working with the Faculty Athletic Representative group as well as managing the hardship petitions.

Prior to joining the Pac-12, Barker served as an enforcement representative for the National Collegiate Athletic Association (1999-2001). He has also been an investigator for the Legal Department of Novell, Inc. of Provo, Utah (1992-99) and served as a graduate assistant basketball coach at Brigham Young University (1989-91).

A former professional basketball player for Deportivo Luqueño (Paraguay), Barker is a 1987 graduate of California State University, Long Beach. He earned his master's degree in sports administration from BYU in 1991. He and his wife, Heidi, have four children.



CHRIS DAWSON • Associate Commissioner, Sports Management

Chris Dawson was named Assistant Commissioner of Olympic Sports in August 2001 and was promoted to Associate Commissioner in February of 2006. She is the Conference liaison for women's basketball, men's soccer, swimming and diving, tennis and softball. Dawson is also responsible for administering the officiating policy. She currently serves on the NCAA Division I Women's Basketball Committee as well as the NCAA Division I Awards, Benefits, Expenses and Financial Aid Cabinet.

Prior to joining the Pac-12, Dawson spent 23 years at the University of California as the Associate Athletic Director for Sport Programs and Senior Women's Administrator from 1992 to 2001. She was named Assistant Athletic Director for the Cal Women's Athletic Department in 1989 and was the Sports Information Director for the women's department from 1979-89. Dawson served as the chair of the NCAA Championships & Competition Cabinet, and as a member of the NCAA Strategic Planning Cabinet, the NCAA Soccer Rules Committee, the NCAA Woman of the Year Committee and the NCAA Volleyball Committee.

Dawson is a 1975 honors graduate of the University of Virginia where she was a student-athlete in basketball. She earned a master's degree in education, with emphasis in sport administration from Ohio University in 1979.



DUANE LINDBERG • Associate Commissioner, Television

Duane Lindberg returned to the Pac-12 staff for his second tour of duty in 1991 as Assistant Commissioner for Electronic Communications, and was promoted to Associate Commissioner, Television in February of 2006. His job duties include overseeing the Conference television agreements.

Lindberg spent 1989-91 at the Southwest Conference in Dallas as Assistant Commissioner overseeing the Conference's compliance program. His first stint at the Pac-12 saw him serve as Assistant Commissioner for Compliance and Enforcement in 1989, Assistant to the Commissioner from 1986-89, and Assistant Public Relations Director from 1983-86. He previously served two-and-one-half years as Assistant SID at USC.

A Tacoma, Wash., native, Lindberg has both undergraduate (1979) and master's (1981) degrees from the University of Washington.



DAVE HIRSCH • Vice President, Communications

Dave Hirsch has been with the Pac-12 since 1995 and was promoted to Vice President, Communications in June 2010. His responsibilities include administering the Conference marketing and communications programs with particular emphasis in football and men's basketball. Hirsch serves as the Media Operations Director for the Pac-12 Football Championship Game and the Pac-12 Men's Basketball Tournament.

Prior to joining the Pac-12, Hirsch was a member of the University of Arizona media relations staff (1988-1995) where he was Coordinator of Information Services. In that role, he was director of media operations for the Wildcats' nationally-ranked basketball team. He has received numerous citations for excellence in publications by the College Sports Information Directors of America (CoSIDA).

From 1998-2007, Hirsch worked with the Tournament of Roses Association, serving as the Assistant Media Coordinator for the Rose Bowl Game. Hirsch is a 1986 graduate of the University of Arizona and was a member of the Wildcat baseball team for two years.



HEATHER VAUGHAN • Vice President, Marketing

Vaughan joined the Pac-12 in June 2010 as the Conference's first Senior Director, Marketing. Her duties include enhancing the overall marketing and staging of all Pac-12 Championships and events, serving as the creative lead for the Conference and working with the marketing team to develop and execute strategic marketing plans.

Prior to joining the Conference, Vaughan worked for the Maloof Sports & Entertainment team for nine years, overseeing the creative services department. She was responsible for the marketing, branding and creative materials to support the NBA's Sacramento Kings, the WNBA's Sacramento Monarchs and ARCO arena. She also worked for several advertising agencies in the Los Angeles area.

A San Diego, Calif., native, Vaughan graduated from California State University Chico with a bachelor's degree in communication design. She also holds a master's degree in communications from California State University, Fullerton.



WILL HUNTER • Vice President, Operations

Will Hunter joined the Pac-12 in July 2012 as the Vice President of Operations and will oversee the development, operation and coordination of the Pac-12 Football Championship Game and Men's Basketball Tournament.

Hunter came to the Pac-12 after three years as the Event Operations Manager for Cowboys Stadium in Arlington, TX where he managed major events such as Super Bowl XLV, the 2010 NBA All-Star Game, Big 12 Football Championship and Cotton Bowl Classic. Hunter managed over 100 events at Cowboys Stadium for a combined total attendance of over two million guests. In addition to managing operations and logistics for events, he was heavily involved in sponsorship activation at Cowboys Stadium.

Hunter's previous experience includes stops with the NFL League Office in New York and the Scottish Claymores (NFL Europe) in Glasgow, Scotland.

Hunter earned a bachelor's degree in Psychology from Wofford College, where he captained the football team.



ERIK HARDENBERGH • Vice President, Public Affairs

Erik Hardenbergh joined the Pac-12 as the Vice President of Public Affairs in July 2012. Hardenbergh is integral to the development of public relations plans and strategies that promote the interests and reputation of the Pac-12. Hardenbergh plays a pivotal role in enhancing the Conference's visibility at local, national and global levels.

Most recently, Hardenbergh spent four years as the Vice President of the Glover Park Group in Washington, D.C., where he developed strategic messaging platforms and coordinated integrated campaigns for companies including JPMorgan Chase and United Technologies. Hardenbergh has also worked for several sports media outlets including Yahoo! Sports, Fox Sports Northwest and ABC Sports.

Hardenbergh holds a bachelor's degree in political science from Amherst College, where he captained the golf team for three years. Hardenbergh also earned a master of business administration from the University of North Carolina.



ROB SINE • Vice President, Ticket Sales

Rob Sine was named Vice President of Ticket Sales in June 2012. Sine is responsible for the ticket sales strategy and execution of Pac-12 Championships, including the Pac-12 Men's and Women's Basketball Tournaments and Pac-12 Football Championship Game as his major priorities. Sine will also work closely with each of the Pac-12 institutions' ticket sales and operations departments to facilitate best practices throughout the Conference.

Prior to joining the Pac-12, Sine founded and served as president of Hands On Sports, specializing in helping clients start-up or turn-around ticket and sponsorship sales efforts, executive management projects and ticket sales and services training to professional sports and collegiate clients. Clients included members of the NFL, MLB, NHL, CFL, NBA, BIG TEN, SEC, WAC, MAC and Auto Racing. Prior to founding Hands On Sports in 2006, Sine spent 11 years working on the team side of professional sports; five years in minor league sports and the last seven year in leadership roles within three NBA organizations' ticket sales departments; the Portland Trail Blazers, Seattle SuperSonics and Milwaukee Bucks.

Sine received his degree from Penn State University.



ANNA ROBERTS • Senior Director, Human Resources

Anna Roberts joined the Pac-12 in September 2011 as the Director of Human Resources and is responsible for all aspects of the Pac-12 people strategy including recruiting, retaining and developing employees. Prior to joining the Conference office, Roberts was at Support.com where she oversaw the human resources function for the company of more than 900 employees. In addition, she worked several years in a human resource function for Adeco Group.

Roberts graduated from California Polytechnic State University, San Luis Obispo, with a degree in English literature. Roberts, resides in Alameda with her husband, Edward, and their son.



NATALIA CICCONE • Assistant Commissioner, Communications

Natalia Ciccone was named Assistant Commissioner of Communications for the Pac-10 in October 2008. Her responsibilities include assisting in the Conference's communications and marketing programs, with emphasis on women's basketball, volleyball and outdoor track & field, assisting with the Conference's internet and social media operations, and overseeing the production of the Conference's publications. She also serves as the Media Director of the Pac-10 Women's Basketball Tournament.

Ciccone was an Assistant Media Relations Director at the University of Maryland from 2002-2008, serving as the primary contact for the NCAA Champion women's basketball and field hockey teams. She served as assistant media coordinator for the NCAA Women's Basketball Tournament first and second rounds, and as media coordinator for a number of NCAA field hockey events, including the 2007 NCAA National Championship.

From 2000-03, Ciccone was a Sports Information Assistant at Penn State University, working with several nationally ranked teams. Prior to that, she was an Assistant Sports Information Director at Mount St. Mary's College (Md.).

Ciccone is a graduate of Goucher College where she was a member of the women's lacrosse team. She resides in Concord, Calif., with her husband, Gene Brtalik, and their son.



ERIK PRICE • Assistant Commissioner, Compliance

Erik Price joined the Pac-12 Conference in October 2002 after spending seven years in the Office of the Faculty Athletics Representative at the University of California, serving as Senior Administrative Analyst (1994-2000). Promoted to Assistant Commissioner in February of 2006, his responsibilities include assisting the Compliance and Enforcement staff in monitoring and applying NCAA and Conference legislation. He coordinates the Pac-12 Student-Athlete Advisory Committee (SAAC).

A native of Berkeley, Calif., he is a 1989 graduate of Columbia University with a degree in economics and received a master's degree in journalism from the University of California in 1991.

He and his wife Paula are the parents of two children, Sasha and Ben.



TAMMY NEWMAN • Assistant Commissioner, Governance & Enforcement

Tammy Newman joined the Pac-12 Conference in 1989. Promoted to Assistant Commissioner in February 2006, her responsibilities include administration of the NCAA legislative proposal and governance processes for the Conference office and institutional members. She also serves in the Conference's enforcement program and is the staff liaison to the Faculty Athletic Representatives Committee, DLIR, Legislative, and Nominating Committees. She also directs the Conference VIP hospitality programs at football bowl games.

Newman has a bachelor of arts degree from Saint Mary's College of California. A Bay Area native, she is married to Dennis Willing.



KRISTINE BERNDT • Assistant Commissioner, Sports Management and Championships

Kristine Berndt joined the Pac-12 in August 2006 as the Administrative Fellow and was hired on a full-time basis in July 2007. Berndt was promoted to Assistant Commissioner, Sports Management and Championships in June 2012 and serves as the Conference liaison for cross country and track and field, women's soccer, men's golf and wrestling. She is also the Assistant Tournament Director for the Pac-12 Women's Basketball Championship. Berndt is responsible for overseeing the awards and merchandise programs for the Conference.

Berndt earned a bachelor's degree in physical education with a minor in Spanish from the University of Alabama, Birmingham where she was a four-year member of the softball team. She is currently working on her thesis of the Work-Family Balance of Senior Level Women Administrators as a culmination project to earn a master's degree in sport management from San Jose State University. Berndt resides in Brentwood, Calif., with husband Brandon and two daughters.



HEATHER PERRY • Assistant Commissioner, Sports Management & Championships

Heather Perry was named Assistant Commissioner of Championships in June 2007. She serves as the Conference liaison for baseball, women's gymnastics, men's and women's rowing, volleyball and is the Tournament Director for the Pac-12 Women's Basketball Championship.

Prior to joining the Pac-12, Perry spent nine years at the NCAA, most recently as the Associate Director of Playing Rules Administration. In her role, she has served as a championships administrator and media coordinator at the Women's College World Series, Women's Final Four, Division II Women's Elite Eight, Women's Frozen Four and the Women's Rowing Championship.

Perry earned her undergraduate degree from Ball State University in Muncie, Ind., where she received a bachelor of science degree in public relations with a minor in speech communication. She also has a master's degree in sports management from BSU.



STEPHANIE CRAMNER • Controller

Stephanie Cranmer joined the Pac-12 in April 2012 as Controller. Her responsibilities include day-to-day accounting, budgeting and reporting functions and maintaining the general ledger for the Pac-12.

Cranmer previously spent two and a half years as a senior accountant for Armano McKenna, LLP, serving some of the Bay Area's largest schools, non-profits, foundations and corporations. She has also worked for the William and Flora Hewlett Foundation and PricewaterhouseCoopers. Cranmer is a member of the American Institute of Certified Public Accountants and the California Society of Certified Public Accountants.

A graduate of UCLA with a bachelor's degree in business economics and minor in accounting, Cranmer was a sports marketing intern in the athletic department for three years. She currently resides in Walnut Creek with her husband, Max.



TAYLOR LIEN • Director, Business Operations

Taylor Lien joined the Pac-12 in June 2009 and served as a Business Development Manager, analyzing and developing key strategies of growth for the Conference in areas including expansion, media, events and marketing.

Lien was promoted in June 2012 to Director of Business Operations, where he oversees the research and analytics element of the Conference to help develop strategies and roadmaps for the Pac-12's new initiatives. Lien is also responsible for revenue and contractual aspects of the Conference's major championship events. He works closely with member institutions in areas including marketing, ticketing and sponsorship for these events, and also acts as a liaison between the Conference office and Pac-12 Enterprises.

Lien is a 2009 graduate of the University of California with a bachelor's degree in business administration from the Haas School of Business.



MICHAEL ORTIZ • Director, Video Operations

Michael Ortiz was named Video Operations Director in May 2012. Ortiz manages the day-to-day video operations at the Pac-12, including oversight of the Conference's Command Center for its officiating programs.

Ortiz came to the Pac-12 from Oregon State, where he served as the Football Video Director since 2007, overseeing management of the OSU football video department. Ortiz responsibilities included managing the coaching analysis information network, maintained hardware and software, overseeing video crews and creating videos for football-related functions and the recruitment process. Prior to Oregon State, Ortiz was a field support representative for XOS Technologies and an Assistant Video Director at both the University of Washington and the University of Colorado.

Ortiz is a graduate of the University of Colorado with a bachelor's degree in broadcast journalism.



CARRIE XU • Senior Manager, International

Carrie Xu joined the Pac-12 in November 2012 as the Conference's first Senior Manager, International. Xu is responsible for all aspects of the Pac-12's globalization initiative aimed to proactively promote the Conference and its member institutions to new audiences through educational collaboration, cultural exchange and sport.

Prior to the Pac-12, Xu worked for Nike on its basketball initiatives, product marketing and merchandising in China. Xu began her career as a management trainee at Unilever China in Shanghai.

A Shanghai native, Xu graduated from Fudan University in China with a bachelor's degree in economics. Xu also holds an MBA from the Marshall Business School at the University of Southern California.



COURTNEY JEFFRIES • Senior Manager, Ticket Sales

Courtney Jeffries was named Senior Manager, Ticket Sales in September 2012. She will assist in executing ticket sales and operations for the Pac-12 Football Championship Game and the Pac-12 Men's and Women's Basketball Tournaments. Jeffries will collaborate with each of the Pac-12 institutions' ticket sales and operations departments to facilitate sales for the Conference's major events.

Prior to joining the Conference office, Jeffries worked for eight years with the Oakland Raiders in the ticket operations and services.

Jeffries is a graduate of the University of Washington where she was a four-year letterwinner on the Husky softball team. She graduated in 2004 with a degree in law, societies and justice, then obtained a master's in sports management from the University of San Francisco in 2006.



IN JA HALCOMB • Executive Assistant to the Commissioner

In Ja Halcomb was named Executive Assistant to the Commissioner in July 2012. Halcomb provides administrative assistance to the Commissioner.

Halcomb joined the Pac-12 after nine years as an Executive Assistant for Maloof Sports and Entertainment, where she assisted the company President with daily administration and business operations for the Sacramento Kings and Power Balance Pavilion. Halcomb worked directly with the executive management team, including the finance, sales, marketing and operations departments.



LINA DIAZ • Assistant Director of Business & Finance

Lina Diaz was promoted to Assistant Director of Business and Finance in February 2006. She assists the Chief Financial Officer and Controller with maintaining the Conference's financial records and disbursement of funds.

Diaz joined the Pac-12 in October of 1991, but had worked in other part-time temporary capacities for the Conference since March of 1989 before joining the staff on a full-time basis.

A native of the Philippines, Diaz is a graduate of Far Eastern University in Manila with a degree in Commerce with an emphasis in banking and finance. She had worked in various secretarial positions around the Bay Area before joining the Pac-12.



ANNA KAREFA-JOHNSON • Event Marketing Manager

Anna Karefa-Johnson joined the Pac-12 in July 2012. She is responsible for the executing Pac-12 branding initiative while coordinating the Conference's live events, partner activations, premium items and merchandising. Karefa-Johnson works to execute strategies and plans that promote the business interests and reputation of the Conference, while also supporting the marketing interests of member institutions.

Prior to joining the Pac-12, Karefa-Johnson worked with UMCA sports where she worked in event production management, planning and executing marketing events for clients such as Nike Basketball, LRMR and The LeBron James Family Foundation. She has also held public relations internships with the Los Angeles Lakers, Baltimore Ravens and the NFLPA.

Karefa-Johnson holds a bachelor's degree in communication from the University of Southern California. She also earned a master's of professional studies in sports industry management from Georgetown University.



AMY ZIRKLE • Interactive Marketing Manager

Amy Zirkle was named the Interactive Marketing Manager in August 2012. She is responsible for promoting the business interest of the Conference through both strategy and design. Zirkle is the in-house designer for the Conference for web, social, digital, special events and championships. Zirkle works on upholding the Pac-12's values of integrity and heritage while focusing on helping to continue the transformation of the Pac-12 into the new digital media era.

Zirkle came to the Pac-12 from working as a senior marketing and web designer for consumer product companies in North Carolina. She also has nine years of experience working with the Baltimore Orioles as part of the community and media relations teams, as well as a productions crew member.

Zirkle graduated with a bachelor of marketing degree from University of Maryland. She also has an associate degree in specialized technology in graphic design from the Art Institute of York, Pa.



RONNY BUSH • Operations Manager

Ronny Bush was named the Operations Manager in October 2012. He is responsible for coordinating the operations and logistics for the Pac-12 Football Championship Game and the Pac-12 Men's Basketball Tournament.

Prior to joining the Pac-12, Bush worked as a marketing assistant at the University of Washington where he was responsible for the marketing and game-day operations for volleyball, gymnastics and baseball. Previously, he was an intern in the event management department, assisting in the operations and coordination of home athletic events.

Bush is a graduate of Washington State University where he earned a bachelor of arts in sport management in 2010.



CHERYL WONG • Sports Management Manager

Cheryl Wong was named sports management manager in August 2012. Her primary responsibilities include assisting the Conference's multiple officiating programs, as well as serving as the sports liaison for wrestling. As part of the sports management team, she will also assist with the Pac-12 Football Championship Game, as well as, the men's and women's basketball tournaments.

Wong came to the Pac-12 from the University of California where she was the travel coordinator. While there, she successfully researched and secured airfare, local and road transportation, and lodging for all of Cal's 29 varsity teams. She also was the primary contact for the Cal football airplane charter. In addition to being the travel coordinator, Wong was also part of the event management football game day staff for three seasons.


Wong is a graduate of UCLA where she received a bachelor of arts in the study of religion. She also earned a master's in education with a major in sport administration from the University of Miami.



ROBERT MULLINGS • Administrative Fellow

Robert Mullings joined the Pac-12 as an Administrative Fellow in July 2012. Mullings graduated from Virginia State University in 2011 with a bachelor's degree in health, physical education, recreation and dance and a minor in sport management.

Mullings was most recently an operations intern with the Colonial Athletic Association, where he assisted in championships operations for basketball, soccer, volleyball, cross country and field hockey. Mullings coordinated a youth basketball night in conjunction with the 2012 CAA Men's Basketball Championship. Mullings also interned at the 2011 Baseball Winter Meetings, working with Minor League Baseball staff on registration and trade show preparation. After playing football for Virginia State for one year, Mullings served as a manager of basketball operations and a sports information intern.



ALEX KAUFMAN • Communications Fellow

Alex Kaufman joined the Pac-12 as a Communications Fellow in July 2012. Kaufman is a 2010 graduate of the University of Colorado with a bachelor's degree in broadcast news and a minor in economics.

Kaufman joined the Pac-12 after one year as a media relations graduate intern for the Denver Broncos. Kaufman created content for weekly releases and media guides and arranged weekly radio interviews. He also served as the Broncos' sideline correspondent during all home games and selected road games. From 2009 to 2011, Kaufman was a media relations intern for the Denver Nuggets, playing a large role in game-day media operations. While at Colorado, Kaufman served as a student assistant in the sports information office, primarily working with football.



MEGAN MEDEIROS • Communications Fellow

Megan Medeiros joined the Pac-12 as a Communications Fellow in July 2012. Medeiros is a 2012 graduate of The Ohio State University with dual bachelor's degrees in business administration marketing and strategic communication.

Prior to joining the Pac-12, Medeiros was an athletic communications intern for Ohio State, assisting in media relations efforts for numerous sports, including football, basketball, gymnastics, men's soccer and rowing. Medeiros wrote player features and game recaps, assisted with game-day operations and updated media guides. Medeiros spent one season interning for the Columbus Crew and was also a member of the Ohio State cheerleading squad. In addition, Medeiros developed "One Step at a Time," a healthy lifestyle campaign for Columbus-area fifth graders.




Meghan Auld
Administrative Assistant
Front Desk Coordinator



Wendy Heredia
Administrative Assistant
Marketing & Communications



Lytisha Santiago
Executive Assistant
General Counsel & CFO



Michelle Zumalt
Administrative Assistant
Deputy Commissioner & COO



TONY CORRENTE • Coordinator of Football Officiating

Tony Corrente was appointed Coordinator of Football Officiating in June 2011. He officiated 20 seasons as a collegiate official, including 13 seasons at the Division I level. He has spent 16 seasons in the National Football League where he has been awarded the opportunity to officiate in the NFL postseason as either an on field official or as an alternate in 15 of his 16 seasons with the league. His postseason assignments have included two NFL Europe "World Bowls", two American Bowls (Sydney and Tokyo), the Pro Bowl, three Conference Championships and a pair of Super Bowls (XL and XLI).

Outside of his officiating profession, Corrente has earned his bachelors degree from Cal State Fullerton, and a masters degree in education from Azusa Pacific University. He is currently a high school educator in social sciences.



ED RUSH • Coordinator of Men's Basketball Officiating

Ed Rush was appointed Coordinator of Men's Basketball Officiating in May 2012. The long-time National Basketball Association's Director of Officiating was most recently one of the NBA's recruiting and development directors for officials. Rush served as a consultant to the Pac-12 men's basketball officiating program since 2007 with a focus on the training and development of the officiating staff.

Since 2003, Rush has been responsible for the ongoing recruitment, training and career development of the officiating staff of the NBA, WNBA and NBA-D League. From 1998-2003, he was the Director of Officiating for the NBA and oversaw the development of the WNBA officiating program. Prior to joining the NBA league office, Rush spent 32 seasons on the court, officiating over 2,000 regular season games, 247 playoff and 32 NBA Finals games from 1966-67 through 1996-97. In 2009, Rush was named by Referee Magazine as one of the 50 most influential people in sports officiating history.



VIOLET PALMER • Coordinator of Women's Basketball Officiating

A pioneer in refereeing, Violet Palmer was named the Conference's Coordinator of Women's Basketball Officiating in May 2010. The first woman to officiate a major U.S. professional sport at the highest level when she became a referee in the National Basketball Association (NBA) in 1997, Palmer has been on the NBA's officiating roster for 13 years and is the only woman among the league's officiating staff.

Palmer has officiated NBA playoff games and the WNBA Championships. Prior to joining the professional ranks, she spent nine seasons officiating at the collegiate level, including five NCAA Women's Final Fours and two National Championship games.

Palmer's duties with the Pac-12 will include implementing the Conference's officiating program, as well as identifying, recruiting and assigning referees. Palmer's strength and focus on education and training will further develop the Conference's officials and elevate them to the next level.

Palmer is a native of Los Angeles and a four-year letterwinner at Cal Poly Pomona where she led the Broncos to the 1985 and 1986 NCAA crowns.



DAN PEDERSEN • Coordinator of Baseball Officiating

Dan Pedersen was named Coordinator of Baseball Officiating in July 2002. He spent 24 years as an NCAA Division I umpire and retired from the field in 2003. He has worked five College World Series (youngest at age 26) and more than twenty NCAA regional championships. He also worked the 1991 Pan American Games in Havana, Cuba, and is a former professional umpire.

Prior to joining the Pac-12 staff, Pedersen served as Supervisor of Baseball Umpires for the Western Athletic Conference. Under his guidance, the WAC program became one of the most successful in the nation. There is a tremendous contrast between his professional career and his baseball career. Dan spent 17 years managing programs within the space launch industry and is now serving in a senior management position developing and manufacturing the next generation of advanced avionics.

Pedersen holds a bachelor of science degree in business management. He and his wife, Melissa, have two children, Brady and Alyssa, and reside in San Diego, Calif.



JOANNE VENDITTO • Coordinator of Softball Officiating

Joanne Venditto was appointed the newly created Coordinator of Softball Officiating in June 2003. She brings more than two decades of experience with assigning and coordinating softball programs, including 10 years at the Division I level.

From 2001-03, Venditto served as Softball Umpire Liaison for the Pac-10, helping to facilitate communication between Pac-12 coaches and umpires, disseminating playing rule interpretations and assisting in the standardization of umpiring mechanics. She spent two years as Coordinator of Softball Umpires for the Big West Conference and has also assigned for the California Collegiate Athletic Conference (CCAA), the NAIA and the Western State Community College Conference. In addition to her work with conferences, Venditto coordinated four workshops in 2002-03 as part of the NCAA Umpire Development Program. As an official, she worked full Division I and Division II schedules from 1980-1991.

Venditto holds a degree in recreation administration from California State University Northridge.



SANDRA HUNT • Coordinator of Women's Soccer

Sandra Hunt was named Coordinator of Women's Soccer Officiating in April of 2009. Her duties include implementing the Conference's officiating program in women's soccer, as well as identifying, recruiting, training, assigning and evaluating referees for matches at Pac-12 institutions.

Hunt spent 17 years as an on-field official before retiring in 2004, representing the United States on officiating crews at a number of international events, including the 1999 and 2003 FIFA Women's World Cup, and the 2000 Olympic Games. Her experiences cover all levels of soccer, including the collegiate level where she was assigned the national championship game at the NCAA Women's College Cup twice. In 1998, she became one of the first two women to referee a game in Major League Soccer (MLS) and has also officiated in the Women's United Soccer Association (WUSA) professional league.

She is one of only 23 United States Soccer Federation (U.S.S.F.) national assessors designated a match inspector and is currently serving on the Board of Directorship for the U.S. Soccer Committee, National Association of Sports Officials (NASO) and Whatcom Sports Commission. Hunt a graduate of Seattle Pacific University with a degree in leisure and recreation.



CHARLIE BROWN • Coordinator of Women's Volleyball Officiating

Charlie Brown was appointed Coordinator of Women's Volleyball Officiating in December 1994. For more than 20 years, he's excelled in the sport as an athlete, high school coach and referee.

Until recently, Brown had coached the girl's team at Granada HS in Livermore, Calif., where his program was consistently among the best in the state. As a referee, he's worked nationally with all levels of competition, particularly the U.S. Sports Festival. Professionally, Brown is employed by Lawrence Livermore Laboratory, where he's involved with project management and design engineering.

NCAA TEAM TITLES WON BY CONFERENCE (ALL-TIME)

NCAA TITLES WON BY CONFERENCE (all-time)

TEAM	INDIVIDUAL
1. Pac-12..... 451	1. Pac-12..... 2,073
2. Big Ten..... 253	2. Big Ten..... 1,603
3. SEC..... 198	3. SEC..... 1,249
4. Big 12..... 155	4. Big 12..... 942
5. ACC..... 123	5. Ivy..... 415
6. Ivy..... 92	6. Big East..... 373
7. Big East..... 75	7. ACC..... 364
8. Conference USA..... 47	8. Conference USA..... 343
9. Western Athletic..... 43	9. Western Athletic..... 173
10. West Coast..... 30	10. Mountain West..... 145

NCAA TEAM TITLES WON BY CONFERENCE (ALL-TIME)

MEN		WOMEN	
1. Pac-12..... 306	1. Pac-12..... 145	2. Big Ten..... 88	2. SEC..... 88
2. Big Ten..... 217	3. ACC..... 66	3. ACC..... 66	3. Big Ten..... 36
3. Big 12..... 128	4. Big Ten..... 27	4. Big Ten..... 36	4. Big East..... 27
4. SEC..... 110	5. Big 12..... 27	5. Big East..... 27	5. Big East..... 27
5. Ivy..... 77	6. Big 12..... 15	6. Big East..... 27	6. Big East..... 27
6. ACC..... 57	7. Ivy..... 15	7. Big East..... 27	7. Ivy..... 15
7. Big East..... 48	8. Colonial..... 13	8. Conference USA..... 46	8. Colonial..... 13
8. Conference USA..... 46	9. Big West..... 9	9. Western Athletic..... 38	9. Big West..... 9
9. Western Athletic..... 38	10. West Coast..... 7	10. West Coast..... 23	10. West Coast..... 7
10. West Coast..... 23			

NCAA TEAM TITLES WON BY SCHOOL (ALL-TIME)

MEN		WOMEN	
1. USC..... 81	1. STANFORD..... 42	2. UCLA..... 37	2. UCLA..... 37
2. UCLA..... 71	4. North Carolina..... 27	3. Louisiana State..... 26	4. North Carolina..... 27
3. STANFORD..... 61	5. Texas..... 22	5. Texas..... 22	3. Louisiana State..... 26
4. Oklahoma State..... 50	6. Maryland..... 19	6. Maryland..... 19	5. Texas..... 22
5. Arkansas..... 41	7. Georgia..... 17	7. Georgia..... 17	6. Maryland..... 19
6. Penn State..... 33	8. USC..... 14	8. USC..... 14	7. Georgia..... 17
7. Michigan..... 31	9. ARIZONA STATE..... 12	9. ARIZONA STATE..... 12	8. USC..... 14
8. Denver..... 28	10. Florida..... 12	10. Florida..... 12	9. ARIZONA STATE..... 12
9. CALIFORNIA..... 26			10. Florida..... 12
10. Yale..... 26			

NCAA TEAM TITLES WON BY PAC-12 SCHOOLS (ALL-TIME)

MEN		WOMEN	
USC..... 81	Stanford..... 42	UCLA..... 37	Stanford..... 42
UCLA..... 71	UCLA..... 37	USC..... 14	UCLA..... 37
Stanford..... 61	Arizona State..... 12	Arizona..... 11	Arizona State..... 12
California..... 26	Utah..... 9	Utah..... 9	Arizona State..... 12
Colorado..... 20	California..... 6	Oregon..... 6	Utah..... 9
Oregon..... 13	Oregon..... 6	Washington..... 6	California..... 6
Arizona State..... 11	Washington..... 6	Colorado..... 2	Oregon..... 6
Utah..... 11	Colorado..... 2	TOTAL..... 145	Washington..... 6
Arizona..... 7	TOTAL..... 145		Colorado..... 2
Oregon State..... 3			TOTAL..... 145
Washington State..... 2			
TOTAL..... 306			

NCAA INDIVIDUAL TITLES WON BY CONFERENCE (ALL-TIME)

MEN		WOMEN	
1. Pac-12..... 1,431	1. Pac-12..... 642	2. SEC..... 587	2. SEC..... 587
Big Ten..... 1,431	2. SEC..... 587	3. Big 12..... 204	3. Big 12..... 204
3. Big 12..... 738	3. Big 12..... 204	4. Big Ten..... 172	4. Big Ten..... 172
4. SEC..... 662	4. Big Ten..... 172	5. ACC..... 132	5. ACC..... 132
5. Ivy..... 380	5. ACC..... 132	6. Conference USA..... 92	6. Conference USA..... 92
6. Big East..... 292	6. Conference USA..... 92	7. Big East..... 81	7. Big East..... 81
7. Conference USA..... 251	7. Big East..... 81	8. Ivy..... 35	8. Ivy..... 35
8. ACC..... 232	8. Ivy..... 35	9. West Coast..... 23	9. West Coast..... 23
9. Western Athletic..... 166	9. West Coast..... 23	10. Missouri Valley..... 18	10. Missouri Valley..... 18
10. Mountain West..... 127	10. Missouri Valley..... 18	Mountain West..... 18	Mountain West..... 18

NCAA INDIVIDUAL TITLES WON BY SCHOOL (ALL-TIME)

MEN		WOMEN	
1. USC..... 304	1. STANFORD..... 184	2. Texas..... 143	2. STANFORD..... 184
2. STANFORD..... 264	2. Texas..... 143	3. Florida..... 137	3. Texas..... 143
3. Michigan..... 261	3. Florida..... 137	4. Georgia..... 133	3. Florida..... 137
4. Ohio State..... 224	4. Georgia..... 133	5. Louisiana State..... 103	4. Georgia..... 133
5. Texas..... 174	5. Louisiana State..... 103	6. UCLA..... 100	5. Louisiana State..... 103
6. UCLA..... 162	6. UCLA..... 100	7. ARIZONA..... 86	6. UCLA..... 100
7. Oklahoma State..... 159	7. ARIZONA..... 86	8. CALIFORNIA..... 69	7. ARIZONA..... 86
8. CALIFORNIA..... 142	8. CALIFORNIA..... 69	9. USC..... 64	8. CALIFORNIA..... 69
Illinois..... 142	9. USC..... 64	10. Auburn..... 50	9. USC..... 64
10. Oklahoma..... 133	10. Auburn..... 50		10. Auburn..... 50

NCAA INDIVIDUAL TITLES WON BY PAC-12 SCHOOLS (ALL-TIME)

MEN		WOMEN	
1. USC..... 304	1. Stanford..... 184	2. UCLA..... 100	2. Stanford..... 184
2. Stanford..... 264	2. UCLA..... 100	3. Arizona..... 86	3. UCLA..... 100
3. UCLA..... 162	3. Arizona..... 86	4. California..... 69	3. Arizona..... 86
4. California..... 142	4. California..... 69	5. USC..... 64	4. California..... 69
5. Colorado..... 107	5. USC..... 64	6. Arizona State..... 43	5. USC..... 64
6. Washington State..... 80	6. Arizona State..... 43	7. Oregon..... 29	6. Arizona State..... 43
7. Oregon..... 78	7. Oregon..... 29	8. Utah..... 24	7. Oregon..... 29
8. Utah..... 72	8. Utah..... 24	9. Washington..... 17	8. Utah..... 24
9. Arizona..... 71	9. Washington..... 17	10. Colorado..... 13	9. Washington..... 17
10. Arizona State..... 64	10. Colorado..... 13	11. Oregon State..... 7	10. Colorado..... 13
11. Washington..... 55	11. Oregon State..... 7	12. Washington State..... 6	11. Oregon State..... 7
12. Oregon State..... 32	12. Washington State..... 6		12. Washington State..... 6
TOTAL..... 1,431	TOTAL..... 642		

ALL-TIME NCAA CHAMPIONSHIPS BY SPORT » WOMEN'S SPORTS

BASKETBALL (4)

1982-83—USC
1983-84—USC
1989-90—Stanford
1991-92—Stanford

CROSS COUNTRY (10)

1983—Oregon
1987—Oregon
1997—Stanford
2000—Colorado
2003—Stanford
2004—Colorado
2005—Stanford
2006—Stanford
2007—Stanford
2008—Washington

GOLF (14)

1990—Arizona State
1991—UCLA
1993—Arizona State
1994—Arizona State
1995—Arizona State
1996—Arizona
1997—Arizona State
1998—Arizona State
2000—Arizona
2003—USC
2004—UCLA
2008—USC
2009—Arizona State
2011—UCLA

GYMNASTICS (15)

1982—Utah
1983—Utah
1984—Utah
1985—Utah
1986—Utah
1990—Utah
1992—Utah
1994—Utah
1995—Utah
1997—UCLA
2000—UCLA
2001—UCLA
2003—UCLA
2004—UCLA
2010—UCLA

ROWING (6)

1997—Washington
1998—Washington
2001—Washington
2005—California
2006—California
2009—Stanford

SOCCER (2)

2007—USC
2011—Stanford

SOFTBALL (23)

1982—UCLA
1984—UCLA
1985—UCLA
1988—UCLA
1989—UCLA

1990—UCLA
1991—Arizona
1992—UCLA
1993—Arizona
1994—Arizona
1996—Arizona
1997—Arizona
1999—UCLA
2001—Arizona
2002—California
2003—UCLA
2004—UCLA
2006—Arizona
2007—Arizona
2008—Arizona State
2009—Washington
2010—UCLA
2011—Arizona State

SWIMMING (13)

1983—Stanford
1989—Stanford
1992—Stanford
1993—Stanford
1994—Stanford
1995—Stanford
1996—Stanford
1997—USC
1998—Stanford
2008—Arizona
2009—California
2011—California
2012—California

TENNIS (19)

1982—Stanford
1983—USC
1984—Stanford
1985—USC
1986—Stanford
1987—Stanford
1988—Stanford
1989—Stanford
1990—Stanford
1991—Stanford
1997—Stanford
1999—Stanford
2001—Stanford
2002—Stanford
2004—Stanford
2005—Stanford
2006—Stanford
2008—UCLA
2010—Stanford

INDOOR TRACK (7)

2000—UCLA
2001—UCLA
2007—Arizona State
2008—Arizona State
2010—Oregon
2011—Oregon
2012—Oregon

OUTDOOR TRACK (6)

1982—UCLA
1983—UCLA
1985—Oregon
2001—USC
2004—UCLA
2007—Arizona State

VOLLEYBALL (14)

1981—USC
1984—UCLA
1990—UCLA
1991—UCLA
1992—Stanford
1995—Stanford
1996—Stanford
1997—Stanford
2001—Stanford
2002—USC
2003—USC
2004—Stanford
2005—Washington
2011—UCLA

WATER POLO (12)

2001—UCLA
2002—Stanford
2003—UCLA
2004—USC
2005—UCLA
2006—UCLA
2007—UCLA
2008—UCLA
2009—UCLA
2010—USC
2011—Stanford
2012—Stanford



USC won its fourth consecutive NCAA men's tennis title. It was the school's 20th overall, and the Pac-12's unprecedented 53rd title in the sport.

ALL-TIME NCAA CHAMPIONSHIPS BY SPORT » MEN'S SPORTS

BASEBALL (27)	1996—Stanford	1986—Utah	1961—UCLA	1930—USC	1987—UCLA
1947—California	1997—Stanford	1987—Utah	1962—USC	1931—USC	1988—USC
1948—USC	2001—Colorado	1988—Utah	1963—USC	1934—Stanford	1989—UCLA
1957—California	2002—Stanford	1991—Colorado	1964—USC	1935—USC	1990—USC
1958—USC	2003—Stanford	1993—Utah	1965—UCLA	1936—USC	1993—UCLA
1961—USC	2004—Colorado	1995—Colorado	1966—USC	1937—USC	1995—UCLA
1963—USC	2006—Colorado	1996—Utah	1967—USC	1938—USC	1996—UCLA
1965—Arizona State	2007—Oregon	1997—Utah	1968—USC	1939—USC	1997—Stanford
1967—Arizona State	2008—Oregon	1998—Colorado	1969—USC	1940—USC	1998—Stanford
1968—USC		1999—Colorado	1970—UCLA	1941—USC	2000—UCLA
1969—Arizona State	GOLF (14)	2003—Utah	1971—UCLA	1942—USC	2006—UCLA
1970—USC	1938—Stanford	2006—Colorado	1973—Stanford	1943—USC	2010—Stanford
1971—USC	1939—Stanford	2011—Colorado	1974—Stanford	1949—USC	
1972—USC	1941—Stanford		1975—UCLA	1950—USC	WATER POLO (37)
1973—USC	1942—Stanford	SOCCER (4)	1976—UCLA	1951—USC	1969—UCLA
1974—USC	1946—Stanford	1985—UCLA	USC	1952—USC	1971—UCLA
1976—Arizona	1953—Stanford	1990—UCLA	1977—Stanford	1953—USC	1972—UCLA
1977—Arizona State	1988—UCLA	1998—UCLA	1978—Stanford	1954—USC	1973—California
1978—USC	1990—Arizona State	2002—UCLA	1979—UCLA	1955—USC	1974—California
1980—Arizona	1992—Arizona		1980—Stanford	1956—UCLA	1975—California
1981—Arizona State	1994—Stanford	SWIMMING (23)	1981—Stanford	1958—USC	1976—Stanford
1986—Arizona	1996—Arizona State	1960—USC	1982—UCLA	1961—USC	1977—California
1987—Stanford	2004—California	1963—USC	1983—Stanford	1962—Oregon	1978—Stanford
1988—Stanford	2007—Stanford	1964—USC	1984—UCLA	1963—USC	1980—Stanford
1998—USC	2008—UCLA	1965—USC	1986—Stanford	1964—Oregon	1981—Stanford
2006—Oregon State		1966—USC	1988—Stanford	1965—Oregon	1983—California
2007—Oregon State	GYMNASTICS (13)	1967—Stanford	1989—Stanford	USC	1984—California
2012—Arizona	1962—USC	1974—USC	1990—Stanford	1966—UCLA	1985—Stanford
	1968—California	1975—USC	1991—USC	1967—USC	1986—Stanford
BASKETBALL (16)	1975—California	1976—USC	1992—Stanford	1968—USC	1987—California
1938-39—Oregon	1984—UCLA	1977—USC	1993—USC	1970—Oregon	1988—California
1941-42—Stanford	1986—Arizona State	1979—California	1994—USC	1971—UCLA	1990—California
1943-44—Utah	1987—UCLA	1980—California	1995—Stanford	1972—UCLA	1991—California
1958-59—California	1992—Stanford	1982—UCLA	1996—Stanford	1973—UCLA	1992—California
1963-64—UCLA	1993—Stanford	1985—Stanford	1997—Stanford	1976—USC	1993—Stanford
1964-65—UCLA	1995—Stanford	1986—Stanford	1998—Stanford	1977—Arizona State	1994—Stanford
1966-67—UCLA	1997—California	1987—Stanford	2000—Stanford	1978—UCLA	1995—UCLA
1967-68—UCLA	1998—California	1992—Stanford	2002—USC	1984—Oregon	1996—UCLA
1968-69—UCLA	2009—Stanford	1993—Stanford	2005—UCLA	1987—UCLA	1998—USC
1969-70—UCLA	2011—Stanford	1994—Stanford	2009—USC	1988—UCLA	1999—UCLA
1970-71—UCLA		1998—Stanford	2010—USC	2000—Stanford	2000—UCLA
1971-72—UCLA	SKIING (27)	2008—Arizona	2011—USC		2001—Stanford
1972-73—UCLA	1959—Colorado	2011—California	2012—USC	VOLLEYBALL (25)	2002—Stanford
1974-75—UCLA	1960—Colorado	2012—California		1970—UCLA	2003—USC
1994-95—UCLA	1972—Colorado		INDOOR TRACK (5)	1971—UCLA	2004—UCLA
1996-97—Arizona	1973—Colorado	TENNIS (53)	1967—USC	1972—UCLA	2005—USC
	1974—Colorado	1946—USC	1972—USC	1974—UCLA	2006—California
BOXING (1)	1975—Colorado	1950—UCLA	1977—Wash. State	1975—UCLA	2007—California
1937—Wash. State	1976—Colorado	1951—USC	2008—Arizona State	1976—UCLA	2008—USC
	1977—Colorado	1952—UCLA	2009—Oregon	1977—USC	2009—USC
CROSS COUNTRY (14)	1978—Colorado	1953—UCLA		1979—UCLA	2010—USC
1961—Oregon State	1979—Colorado	1954—UCLA	OUTDOOR TRACK (45)	1980—USC	2011—USC
1971—Oregon	1981—Utah	1955—USC	1922—California	1981—UCLA	
1973—Oregon	1982—Colorado	1956—UCLA	1925—Stanford	1982—UCLA	WRESTLING (1)
1974—Oregon	1983—Utah	1958—USC	1926—USC	1983—UCLA	1988—Arizona State
1977—Oregon	1984—Utah	1960—UCLA	1928—Stanford	1984—UCLA	

ALL-TIME NON-NCAA CHAMPIONSHIPS BY SPORT » MEN'S SPORTS

FOOTBALL (Polls)	ROWING (28)	1937—Washington	1976—California
1954—UCLA (UPI)	(IRA: pre-1979;	1939—California	1984—Washington
1962—USC (AP, UPI)	Cincinnati Regatta; 1982-)	1940—Washington	1997—Washington
1967—USC (AP, UPI)	1923—Washington	1941—Washington	1999—California
1972—USC (AP, UPI)	1924—Washington	1948—Washington	2000—California
1974—USC (UPI)	1926—Washington	1949—California	2002—California
1978—USC (UPI)	1928—California	1950—California	2007—Washington
1991—Washington	1932—California	1960—California	2009—Washington
(UPI, USA)	1934—California	1961—California	2011—Washington
2003—USC (AP)	1935—California	1964—California	
2004—USC (BCS)	1936—Washington	1970—Washington	

PAC-12 CHAMPIONSHIPS

BY SCHOOL » MEN'S TITLES

SPORT	ARIZ	ASU	CAL	COLO	ORE	OSU	STAN	UCLA	USC	UTAH	WASH	WSU
Baseball	4	10	23	0	12	11	16	8	37	0	14	22
Basketball	12	0	15	0	3	12	11	30	7	0	12	2
Cross Country	6	0	0	1	16	0	12	2	1	0	2	4
Football	1	3	14	0	10	5	12	17	38^	0	15	4
Golf	3	12	1	0	3	0	7	5	20	0	6	0
Gymnastics*	0	1	13	0	4	0	2	9	1	0	3	0
Rowing	0	0	16	0	0	0	0	5	0	0	33	0
Soccer	0	0	3	0	0	0	1	7	0	0	1	0
Swimming	0	0	3	0	4	2	51	2	24	0	20	1
Tennis	0	0	6	0	0	0	22	36	32	0	41	0
Track & Field	0	1	3	0	15	1	6	18	41	0	9	5^
Water Polo*	0	0	13	0	0	0	11	11	4	0	0	0
Wrestling	0	16	0	0	3	19	0	1	0	0	3	1
TOTALS	26	43	110	1	70	50	151	151	205	0	159	39



The Pac-12 hosts championships in 14 sports throughout the school year, including basketball, cross country, golf, rowing, swimming & diving, and tennis for both men's and women's. The Conference also hosts championships in women's gymnastics and wrestling.

* Pac-10 Championship until 1992, when the Mountain Pacific Sports Federation was founded.

Others: Baseball (Portland State 1), Basketball (Idaho 2), Cross Country (Idaho 1), Wrestling (Boise State 6, Cal State Bakersfield 1)

^ Two titles later vacated due to NCAA penalty

BY SCHOOL » WOMEN'S TITLES

SPORT	ARIZ	ASU	CAL	COLO	ORE	OSU	STAN	UCLA	USC	UTAH	WASH	WSU
Basketball	1	1	0	0	2	0	21	1	2	0	3	0
Cross Country	0	0	0	1	7	0	15	0	0	0	3	0
Golf	7	8	2	0	0	0	1	5	3	0	0	0
Gymnastics	0	0	0	0	0	5	5	16	0	0	0	0
Rowing	0	0	9	0	0	0	0	2	1	0	14	0
Soccer	0	0	1	0	0	0	8	9	1	0	1	0
Softball	10	2	3	0	0	1	1	9	0	0	3	0
Swimming	4	0	2	0	0	0	18	2	0	0	0	0
Tennis	0	0	1	0	0	0	23	1	2	0	9	2
Track & Field	0	3	0	0	6	0	1	15	1	0	0	0
Volleyball	1	0	1	0	0	0	14	7	4	0	2	0
TOTALS	23	14	19	1	15	6	107	67	14	0	35	2

TOTAL PAC-12 CHAMPIONSHIPS MEN'S & WOMEN'S

Stanford	258
UCLA	218
USC	219^
Washington	194
California	129
Oregon	85
Arizona State	57
Oregon State	56
Arizona	50
Washington State	41^
Colorado	2

Note: Championships includes ties. Championships also includes titles won where sports were split into Northern and Southern Division.

^ Two titles later vacated due to NCAA penalty



UCLA women won the Pac-12 gymnastics title for the third time in four years, and the 16th overall.



Colorado captured the Pac-12 men's cross country crown in the school's first Pac-12 championship event.

ALL-TIME PAC-12 CHAMPIONSHIPS BY SPORT » MEN'S SPORTS

BASEBALL	1956 — Washington State	2001 — USC	1969-70 — UCLA	1991 — Arizona
1916 — California	1957 — California	2002 — USC	1970-71 — UCLA	1992 — Oregon
1917 — California	1958 — USC	2003 — Stanford	1971-72 — UCLA	1993 — Washington
1918 — Oregon	1959 — USC	2004 — Stanford	1972-73 — UCLA	1994 — Washington
1919 — Washington	1960 — California (So.)	2005 — Oregon State	1973-74 — UCLA	1995 — Oregon
1920 — California	USC (So.)	2006 — Oregon State	1974-75 — UCLA	1996 — Stanford
1921 — California	Washington State (No.)	2007 — Arizona State	1975-76 — UCLA	1997 — Stanford
1922 — Washington	1961 — USC (So.)	2008 — Arizona State	1976-77 — UCLA	1998 — Stanford
1923 — California (So.)	Washington State (No.)	2009 — Arizona State	1977-78 — UCLA	1999 — Arizona
Washington (No.)	1962 — USC (So.)	2010 — Arizona State	1978-79 — UCLA	2000 — Stanford
1924 — California	Oregon State (No.)	2011 — UCLA	1979-80 — Oregon State	2001 — Stanford
USC	1963 — USC (So.)	2012 — Arizona, UCLA	1980-81 — Oregon State	2002 — Stanford
Stanford	Oregon State (No.)		1981-82 — Oregon State	2003 — Stanford
1925 — Stanford (So.)	1964 — USC (So.)	BASKETBALL	1982-83 — UCLA	2004 — Stanford
Washington (No.)	Oregon (No.)	1915-16 — Oregon State	1983-84 — Oregon State	2005 — Stanford
1926 — California (So.)	Washington State (No.)	California	Washington	2006 — Oregon
Washington (No.)	1965 — USC (So.)	1916-17 — Washington State	1984-85 — USC	2007 — Oregon
1927 — USC (So.)	Washington State (No.)	1918-19 — Oregon	Washington	2008 — Oregon
Stanford (So.)	1966 — Stanford (So.)	1919-20 — Stanford	1985-86 — Arizona	2009 — Stanford
California (So.)	California (So.)	1920-21 — Stanford	1986-87 — UCLA	2010 — Stanford
Washington State (No.)	Washington State (No.)	California	1987-88 — Arizona	2011 — Colorado
1928 — California (So.)	1967 — Stanford	1921-22 — Idaho	1988-89 — Arizona	
Oregon (No.)	1968 — USC	1922-23 — Idaho	1989-90 — Arizona	FOOTBALL
Washington State (No.)	1969 — UCLA	1923-24 — California	Oregon State	1916 — Washington
1929 — California (So.)	1970 — USC	1924-25 — California	1990-91 — Arizona	1917 — Washington State
Washington (No.)	1971 — USC	1925-26 — California	1991-92 — UCLA	1918 — California
1930 — USC (So.)	1972 — USC	1926-27 — California	1992-93 — Arizona	1919 — Washington
Washington (No.)	1973 — USC	1927-28 — USC	1993-94 — Arizona	Oregon
1931 — Stanford (So.)	1974 — USC	1928-29 — California	1994-95 — UCLA	1920 — California
USC (So.)	1975 — USC	1929-30 — USC	1995-96 — UCLA	1921 — California
Washington (No.)	1976 — UCLA (So.)	1930-31 — Washington	1996-97 — UCLA	1922 — California
1932 — California (So.)	Washington State (No.)	1931-32 — California	1997-98 — Arizona	1923 — California
Washington (No.)	1977 — USC	1932-33 — Oregon State	1998-99 — Stanford	1924 — Stanford
1933 — California (So.)	1978 — USC	1933-34 — Washington	1999-00 — Arizona	1925 — Washington
Washington State (No.)	1979 — UCLA	1934-35 — USC	Stanford	1926 — Stanford
1934 — California (So.)	1980 — Arizona	1935-36 — Stanford	2000-01 — Stanford	1927 — USC
Oregon (No.)	California	1936-37 — Stanford	2001-02 — Arizona	Stanford
1935 — California (So.)	1981 — Arizona State	1937-38 — Stanford	2002-03 — Arizona	1928 — USC
USC (So.)	Arizona State	1938-39 — Oregon	2003-04 — Stanford	1929 — USC
Oregon (No.)	1982 — Oregon State (No.)	1939-40 — USC	2004-05 — Washington	1930 — Washington State
1936 — USC (So.)	Stanford (So.)	1940-41 — Washington State	2005-06 — UCLA	1931 — USC
Washington State (No.)	1983 — Arizona State (So.)	1941-42 — Stanford	2006-07 — UCLA	1932 — USC
1937 — USC (So.)	Washington State (No.)	1942-43 — Washington	2007-08 — UCLA	1933 — Oregon
Oregon (No.)	1984 — Arizona State (So.)	1943-44 — Washington	2008-09 — Washington	Stanford
1938 — California (So.)	Washington State (No.)	California	2009-10 — California	1934 — Stanford
Oregon State (No.)	1985 — UCLA (So.)	1944-45 — Oregon	2010-11 — Arizona	1935 — California
Washington State (No.)	Oregon State (No.)	UCLA	2011-12 — Washington	Stanford
1939 — USC (So.)	1986 — Stanford (So.)	1945-46 — California		UCLA
Oregon (No.)	Washington State (No.)	1946-47 — Oregon State	CROSS COUNTRY	1936 — Washington
1940 — California (So.)	1987 — Arizona State (So.)	1947-48 — Washington	1957 — Idaho	1937 — California
Oregon State (No.)	Washington State (No.)	1948-49 — Oregon State	1958 — USC	1938 — California
1941 — USC (So.)	1988 — Arizona (So.)	1949-50 — UCLA	1969 — Oregon	USC
Oregon (No.)	Washington State (No.)	1950-51 — Washington	1970 — Oregon	1939 — USC
1942 — USC (So.)	1989 — Stanford (So.)	1951-52 — UCLA	1971 — Washington State	1940 — Stanford
Oregon (No.)	Washington State (No.)	1952-53 — Washington	1972 — Washington State	1941 — Oregon State
1943 — California (So.)	1990 — USC (So.)	1953-54 — USC	1973 — Oregon	1942 — UCLA
Oregon (No.)	Washington State (No.)	1954-55 — Oregon State	1974 — Washington State	1943 — USC
Oregon State (No.)	1991 — Arizona (So.)	1955-56 — UCLA	1975 — Washington State	1944 — USC
1944 — UCLA (So.)	Washington (No.)	1956-57 — California	1976 — Oregon	1945 — USC
Washington State (No.)	1992 — Arizona State (So.)	1957-58 — Oregon State	1977 — Oregon	1946 — UCLA
1945 — California (So.)	Washington (No.)	California	1978 — Oregon	1947 — USC
Washington State (No.)	1993 — Stanford (So.)	1958-59 — California	1979 — Oregon	1948 — Oregon
1946 — USC (So.)	Oregon State (No.)	1959-60 — California	1980 — UCLA	California
Oregon (No.)	1994 — USC (So.)	1960-61 — USC	1981 — UCLA	1949 — California
1947 — California	Washington State (No.)	1961-62 — UCLA	1982 — Oregon	1950 — California
1948 — USC	1995 — USC (So.)	1962-63 — Stanford	1983 — Arizona	1951 — Stanford
1949 — USC	Washington (No.)	UCLA	1984 — Arizona	1952 — USC
1950 — Washington State	1996 — Washington	1963-64 — UCLA	1985 — Stanford	1953 — UCLA
1951 — USC	Washington	1964-65 — UCLA	1986 — Arizona	1954 — UCLA
1952 — Oregon State	Stanford	1965-66 — Oregon State	1987 — Arizona	1955 — UCLA
1953 — Stanford	2000 — Arizona State	1966-67 — UCLA	1988 — Oregon	1956 — Oregon State
1954 — Oregon	Stanford	1967-68 — UCLA	1989 — Oregon	1957 — Oregon State
1955 — USC	UCLA	1968-69 — UCLA	1990 — Oregon	Oregon

ALL-TIME PAC-12 CHAMPIONSHIPS BY SPORT » MEN'S SPORTS

1958 — California	GOLF	1973 — California	2011 — Washington	1964 — USC
1959 — Washington	1958 — USC	1974 — California	2012 — Washington	1965 — USC
USC	1959 — Oregon	1975 — California		1966 — USC
UCLA	1960 — Stanford	1976 — California	SOCCER	1967 — USC
1960 — Washington	1961 — Washington	1977 — Oregon	2000 — Washington	1968 — USC
1961 — UCLA	1962 — USC	1978 — Oregon	2001 — Stanford	1969 — USC
1962 — USC	1963 — Washington	1979 — Oregon	2002 — UCLA	1970 — UCLA
1963 — Washington	1964 — USC	1980 — Oregon	2003 — UCLA	1971 — UCLA
1964 — Oregon State	1965 — USC	1981 — UCLA	2004 — UCLA	1972 — USC
USC	1966 — USC	1982 — UCLA	2005 — UCLA	1973 — USC
1965 — UCLA	1967 — USC	1983 — UCLA	2006 — California	1974 — USC
1966 — USC	1968 — Stanford	1984 — UCLA	2007 — California	1975 — USC
1967 — USC	1969 — USC	1985 — Arizona State	2008 — UCLA	1976 — USC (So.)
1968 — USC	1970 — Stanford	1986 — UCLA	2009 — UCLA	Washington (No.)
1969 — USC	1971 — USC	1987 — California	2010 — California	1977 — USC (So.)
1970 — Stanford	1972 — USC	1988 — UCLA	2011 — UCLA	Washington (No.)
1971 — Stanford	1973 — USC	1989 — UCLA		1978 — USC (So.)
1972 — USC	1974 — Stanford	1990 — Stanford	SWIMMING	Washington (No.)
1973 — USC	1975 — USC	1991 — UCLA	1928 — USC	1979 — USC
1974 — USC	1976 — USC (So.)	1992 — Stanford	1929 — Stanford	1980 — California
1975 — UCLA	Oregon (No.)		1930 — Stanford	1981 — California
California	1977 — Stanford (So.)	ROWING	1931 — Stanford	1982 — Stanford
1976 — USC	Oregon (No.)	1960 — California	1932 — Stanford	1983 — Stanford
1977 — Washington	1978 — USC	1961 — Washington	1933 — Stanford	1984 — Stanford
1978 — USC	1979 — Arizona State	1962 — Washington	1934 — Washington	1985 — Stanford
1979 — USC	1980 — USC	1963 — Washington	1935 — USC (So.)	1986 — Stanford
1980 — Washington	1981 — Arizona State	1964 — California	Oregon (No.)	1987 — Stanford
1981 — Washington	1982 — UCLA	1965 — Washington	1936 — USC (So.)	1988 — Stanford
1982 — UCLA	1983 — UCLA	1966 — Washington	Oregon (No.)	1989 — Stanford
1983 — UCLA	1984 — USC	1967 — UCLA	1937 — Stanford (So.)	1990 — Stanford
1984 — USC	1985 — UCLA	1968 — Washington	Oregon (No.)	1991 — Stanford
1985 — UCLA	1986 — USC	1969 — Washington	1938 — Stanford (So.)	1992 — Stanford
1986 — Arizona State	1987 — Arizona	1970 — UCLA	Oregon State (No.)	1993 — Stanford
1987 — USC	1988 — Washington	1971 — Washington	1939 — USC (So.)	1994 — Stanford
UCLA	1989 — Arizona State	1972 — Washington	Washington (No.)	1995 — Stanford
1988 — USC	1990 — Arizona State	1973 — Washington	1940 — USC (So.)	1996 — Stanford
1989 — USC	1991 — Arizona	1974 — Washington	Washington (No.)	1997 — Stanford
1990 — Washington	1992 — Stanford	1975 — Washington	1941 — California (So.)	1998 — Stanford
1991 — Washington	1993 — Arizona State	1976 — Washington	Washington (No.)	1999 — Stanford
1992 — Washington	1994 — Stanford	1977 — Washington	1942 — USC (So.)	2000 — Stanford
Stanford	1995 — Arizona State	1978 — Washington	Oregon (No.)	2001 — Stanford
1993 — UCLA	1996 — Arizona State	1979 — California	1943 — Washington	2002 — Stanford
Arizona	1997 — Arizona State	1980 — Washington	1946 — Stanford (So.)	2003 — Stanford
USC	1998 — Arizona State	1981 — Washington	Washington (No.)	2004 — Stanford
1994 — Oregon	1999 — Arizona State	1982 — California	1947 — Stanford (So.)	2005 — Stanford
1995 — USC	2000 — Arizona State	1983 — Washington	Washington (No.)	2006 — Stanford
Washington	2001 — USC	1984 — Washington	1948 — Stanford (So.)	2007 — Stanford
1996 — Arizona State	2002 — USC	1985 — Washington	Washington (No.)	2008 — Stanford
1997 — Washington State	2003 — UCLA	1986 — California	1949 — USC (So.)	2009 — Stanford
UCLA	2004 — Arizona	1987 — UCLA	Washington (No.)	2010 — Stanford
1998 — UCLA	2005 — Washington	1988 — UCLA	1950 — Stanford (So.)	2011 — Stanford
1999 — Stanford	2006 — UCLA	1989 — UCLA	Washington State (No.)	2012 — Stanford
2000 — Oregon	2007 — USC	1990 — Washington	1951 — Stanford (So.)	
Oregon State	2008 — Arizona State	1991 — Washington	Washington (No.)	TENNIS
Washington	2009 — Washington	1992 — Washington	1952 — Stanford (So.)	1928 — Stanford
2001 — Oregon	2010 — Washington	1993 — Washington	Washington (No.)	1929 — Stanford
2002 — USC	2011 — USC	1994 — California	1953 — Stanford (So.)	1930 — California
Washington State	2012 — California	1995 — Washington	Washington (No.)	1931 — Stanford
2003 — USC		1996 — Washington	1954 — Stanford (So.)	1932 — UCLA
2004 — USC^	GYMNASTICS	1997 — Washington	Washington (No.)	1933 — California
2005 — USC^	1961 — California	1998 — California	1955 — Stanford (So.)	Stanford
2006 — USC	1962 — California	1999 — California	Washington (No.)	1934 — USC
California	USC	2000 — California	1956 — Stanford (So.)	1935 — Stanford
2007 — USC	1963 — Washington	2001 — California	Washington (No.)	1936 — USC
Arizona State	1964 — Washington	2002 — California	1957 — Stanford (So.)	1937 — California
2008 — USC	1965 — Washington	2003 — California	Oregon State (No.)	1938 — USC (So.)
2009 — Oregon	1966 — California	2004 — Washington	1958 — Stanford (So.)	Washington (No.)
2010 — Oregon	1967 — UCLA	2005 — California	Washington (No.)	1939 — California (So.)
2011 — Oregon	1968 — California	2006 — California	1959 — Stanford (So.)	Washington (No.)
	1969 — California	2007 — Washington	Washington (No.)	1940 — USC (So.)
	1970 — California	2008 — Washington	1961 — USC	Washington (No.)
	1971 — California	2009 — California	1962 — USC	1941 — USC (So.)
	1972 — California	2010 — California	1963 — USC	Washington (No.)

ALL-TIME PAC-12 CHAMPIONSHIPS BY SPORT » MEN'S SPORTS

1942 — Stanford (So.)	Washington (No.)	1941 — USC	WATER POLO	1993 — Arizona State
Washington (No.)	1986 — UCLA (So.)	1942 — USC	1960 — California	1994 — Oregon State
1943 — USC (So.)	Washington (No.)	1943 — Washington	1961 — California	1995 — Arizona State
Washington (No.)	1987 — USC (So.)	1944 — USC	USC	1996 — Cal State Bakersfield
1944 — USC	Washington (No.)	1945 — USC	1962 — USC	1997 — Arizona State
1945 — UCLA	1988 — Stanford (So.)	1946 — Oregon State	1963 — USC	1998 — Arizona State
1946 — USC (So.)	Washington (No.)	1947 — Washington	1964 — USC	1999 — Boise State
Washington (No.)	1989 — UCLA (So.)	1948 — USC	UCLA	2000 — Boise State
1947 — UCLA (So.)	Washington (No.)	1949 — USC	Stanford	2001 — Arizona State
USC (So.)	1990 — UCLA (So.)	1950 — USC	1965 — UCLA	2002 — Boise State
Washington (No.)	Washington (No.)	1951 — USC	1966 — UCLA	2003 — Arizona State
1948 — UCLA (So.)	1991 — USC (So.)	1952 — USC	1967 — UCLA	2004 — Boise State
USC (So.)	Washington (No.)	1953 — USC	1968 — UCLA	2005 — Arizona State
Washington (No.)	1992 — USC (So.)	1954 — USC	1969 — UCLA	2006 — Arizona State
1949 — UCLA (So.)	Washington (No.)	1955 — USC	1970 — UCLA	2007 — Oregon State
USC (So.)	1993 — USC (So.)	1956 — UCLA	1971 — UCLA	2008 — Boise State
Washington (No.)	Washington (No.)	1957 — USC	1972 — UCLA	2009 — Boise State
1950 — USC (So.)	1994 — USC (So.)	1958 — USC	1973 — California	2010 — Oregon State
Washington (No.)	Washington (No.)	1959 — USC	1974 — UCLA	2011 — Boise State
1951 — UCLA (So.)	1995 — Stanford (So.)	1960 — USC	1975 — California	2012 — Oregon State
Washington (No.)	Washington (No.)	1961 — USC	UCLA	
1952 — California (So.)	1996 — UCLA (So.)	1962 — USC	Stanford	
UCLA (So.)	Washington (No.)	1963 — USC	1976 — Stanford	
Washington (No.)	1997 — Stanford (So.)	1964 — USC	1977 — Stanford	
1953 — California (So.)	Washington (No.)	1965 — Oregon	1978 — Stanford	
Washington (No.)	1998 — Stanford	1966 — UCLA	1979 — California	
1954 — UCLA (So.)	1999 — Stanford	1967 — ORegon	1980 — Stanford	
Washington (No.)	UCLA	1968 — USC	California	
1955 — USC (So.)	2000 — Stanford	1969 — UCLA	1981 — Stanford	
Washington (No.)	2001 — Stanford	1970 — UCLA	1982 — Stanford	
1956 — UCLA (So.)	2002 — UCLA	1971 — UCLA	1983 — California	
Washington (No.)	2003 — Stanford	1972 — USC	1984 — Stanford	
1957 — UCLA (So.)	2004 — UCLA	1973 — UCLA	1985 — Stanford	
USC (So.)	USC	1974 — USC	1986 — Stanford	
Washington (No.)	2005 — UCLA	1975 — USC	1987 — California	
1958 — UCLA	Washington	1976 — USC	1988 — California	
1959 — UCLA	2006 — Stanford	1977 — USC	1989 — California	
1960 — UCLA	UCLA	1978 — USC	1990 — California	
1961 — UCLA	2007 — UCLA	1979 — Oregon	1991 — California	
1962 — USC	2008 — USC	1980 — UCLA	1992 — California	
1963 — USC	2009 — UCLA	1981 — Arizona State		
1964 — USC	2010 — Stanford	1982 — UCLA	WRESTLING	
1965 — UCLA	USC	1983 — Washington State	1963 — Washington State	
1966 — USC	2011 — USC	1984 — Washington State	1964 — UCLA	
1967 — USC	2012 — USC	1985 — Washington State	1965 — Oregon State	
1968 — USC		1986 — Oregon	1966 — Oregon State	
1969 — UCLA	TRACK & FIELD	1987 — UCLA	1967 — Oregon State	
1970 — UCLA	1919 — California	1988 — UCLA	1968 — Oregon State	
1971 — UCLA	1920 — California	1989 — UCLA	1969 — Oregon State	
1972 — Stanford	1921 — Washington	1990 — Oregon	1970 — Oregon State	
1973 — UCLA	1922 — Washington	1991 — Washington State	1971 — Washington	
1974 — Stanford	1923 — California	1992 — UCLA	1972 — Washington	
1975 — UCLA	1924 — Oregon	1993 — UCLA	Oregon State	
1976 — UCLA (So.)	1925 — Stanford	1994 — UCLA	1973 — Oregon State	
Washington (No.)	1926 — Stanford	1995 — UCLA	1974 — Washington	
1977 — UCLA (So.)	1927 — Stanford	1996 — UCLA	1975 — Oregon	
Washington (No.)	1928 — Washington	1997 — USC	1976 — Oregon State	
1978 — Stanford (So.)	1929 — USC	1998 — UCLA	1977 — Oregon State	
Washington (No.)	1930 — USC (So.)	1999 — USC	1978 — Oregon State	
1979 — Stanford (So.)	Washington (No.)	2000 — USC	1979 — Oregon State	
Washington (No.)	1931 — USC (So.)	2001 — Stanford	1980 — Arizona State	
1980 — Stanford (So.)	Washington (No.)	2002 — Stanford	1981 — Oregon	
USC (So.)	1932 — USC (So.)	2003 — Oregon	1982 — Oregon	
Washington (No.)	Washington (No.)	2004 — UCLA	1983 — Oregon State	
1981 — UCLA (So.)	1933 — Washington State	2005 — Oregon	1984 — Oregon State	
Washington (No.)	1934 — Oregon	2006 — USC	1985 — Arizona State	
1982 — UCLA (So.)	1935 — USC (So.)	2007 — Oregon	1986 — Arizona State	
Washington (No.)	Washington (No.)	2008 — Oregon	1987 — Arizona State	
1983 — Stanford (So.)	1936 — USC	2009 — Oregon	1988 — Arizona State	
Washington (No.)	1937 — USC	2010 — Oregon	1989 — Arizona State	
1984 — USC (So.)	1938 — USC	2011 — Oregon	1990 — Arizona State	
Washington (No.)	1939 — USC	2012 — Oregon	1991 — Arizona State	
1985 — UCLA (So.)	1940 — USC		1992 — Oregon State	

ALL-TIME PAC-12 CHAMPIONSHIPS BY SPORT » WOMEN'S SPORTS

BASKETBALL

1986-87 — USC
 1987-88 — Washington
 1988-89 — Stanford
 1989-90 — Stanford
 Washington
 1990-91 — Stanford
 1991-92 — Stanford
 1992-93 — Stanford
 1993-94 — USC
 1994-95 — Stanford
 1995-96 — Stanford
 1996-97 — Stanford
 1997-98 — Stanford
 1998-99 — UCLA
 Oregon
 1999-00 — Oregon
 2000-01 — Arizona State
 Stanford
 Washington
 2001-02 — Stanford
 2002-03 — Stanford
 2003-04 — Arizona
 Stanford
 2004-05 — Stanford
 2005-06 — Stanford
 2006-07 — Stanford
 2007-08 — Stanford
 2008-09 — Stanford
 2009-10 — Stanford
 2010-11 — Stanford
 2011-12 — Stanford

CROSS COUNTRY

1986 — Oregon
 1987 — Oregon
 1988 — Oregon
 1989 — Washington
 1990 — Oregon
 1991 — Oregon
 1992 — Oregon
 1993 — Stanford
 1994 — Stanford
 1995 — Oregon
 1996 — Stanford
 1997 — Stanford
 1998 — Stanford
 1999 — Stanford
 2000 — Stanford
 2001 — Stanford
 2002 — Stanford
 2003 — Stanford
 2004 — Stanford
 2005 — Stanford
 2006 — Stanford
 2007 — Stanford
 2008 — Washington
 2009 — Washington
 2010 — Stanford
 2011 — Colorado

GOLF

1987 — Arizona State
 1988 — Arizona State
 1989 — USC
 1990 — UCLA
 1991 — UCLA
 1992 — Arizona
 1993 — Arizona State
 1994 — Arizona State
 1995 — Arizona State
 1996 — Arizona State
 1997 — Arizona

1998 — Arizona
 1999 — Stanford
 2000 — Arizona
 2001 — Arizona
 2002 — Arizona
 2003 — California
 2004 — UCLA
 2005 — UCLA
 2006 — UCLA
 2007 — Arizona State
 2008 — USC
 2009 — Arizona State
 2010 — Arizona
 2011 — USC
 2012 — California

GYMNASTICS

1987 — UCLA
 1988 — UCLA
 1989 — UCLA
 1990 — UCLA
 1991 — Oregon State
 1992 — Oregon State
 1993 — UCLA
 1994 — Oregon State
 1995 — UCLA
 1996 — Oregon State
 1997 — UCLA
 1998 — Stanford
 1999 — UCLA
 2000 — UCLA
 2001 — Stanford
 2002 — UCLA
 2003 — UCLA
 2004 — Stanford
 2005 — UCLA
 2006 — Stanford
 2007 — UCLA
 2008 — Stanford
 2009 — UCLA
 2010 — UCLA
 2011 — Oregon State
 2012 — UCLA

ROWING

1987 — Washington
 1988 — Washington
 1989 — Washington
 1990 — UCLA
 1991 — UCLA
 1992 — Washington
 1993 — Washington
 1994 — California
 1995 — Washington
 1996 — Washington
 1997 — Washington
 1998 — Washington
 1999 — Washington
 2000 — Washington
 2001 — Washington
 2002 — Washington
 2003 — Washington
 2004 — California
 2005 — California
 2006 — California
 2007 — USC
 2008 — California
 2009 — California
 2010 — California
 2011 — California
 2012 — California

SOCCER

1993 — Stanford
 1994 — None
 1995 — Stanford
 1996 — Stanford
 1997 — UCLA
 1998 — UCLA
 USC
 California
 1999 — Stanford
 2000 — Washington
 2001 — UCLA
 2002 — Stanford
 2003 — UCLA
 2004 — UCLA
 2005 — UCLA
 2006 — UCLA
 2007 — UCLA
 2008 — UCLA
 2009 — Stanford
 2010 — Stanford
 2011 — Stanford

SOFTBALL

1987 — California
 1988 — UCLA
 1989 — UCLA
 1990 — UCLA
 1991 — UCLA
 1992 — Arizona
 1993 — UCLA
 1994 — Arizona
 1995 — Arizona
 1996 — Washington
 1997 — Arizona
 1998 — Arizona
 1999 — UCLA
 2000 — Washington
 2001 — Arizona
 2002 — UCLA
 2003 — Arizona
 2004 — Arizona
 2005 — Arizona
 California
 Oregon State
 Stanford
 2006 — UCLA
 2007 — Arizona
 2008 — Arizona State
 2009 — UCLA
 2010 — Washington
 2011 — Arizona State
 2012 — California

SWIMMING

1987 — Stanford
 1988 — Stanford
 1989 — Stanford
 1990 — Stanford
 1991 — Stanford
 1992 — Stanford
 1993 — Stanford
 1994 — Stanford
 1995 — Stanford
 1996 — Stanford
 1997 — Stanford
 1998 — Stanford
 1999 — Stanford
 2000 — Arizona
 2001 — UCLA
 2002 — Stanford
 2003 — UCLA
 2004 — Stanford

2005 — Stanford
 2006 — Arizona
 2007 — Arizona
 2008 — Arizona
 2009 — California
 2010 — Stanford
 2011 — Stanford
 2012 — California

TENNIS

1987 — California (So.)
 Washington (No.)
 1988 — Stanford (So.)
 Washington (No.)
 1989 — Stanford (So.)
 Washington (No.)
 1990 — Stanford (So.)
 Washington (No.)
 1991 — Stanford (So.)
 Washington (No.)
 1992 — Stanford (So.)
 Washington (No.)
 1993 — Stanford (So.)
 Washington (No.)
 1994 — Stanford (So.)
 Washington (No.)
 1995 — Stanford (So.)
 Washington State (No.)
 1996 — Stanford (So.)
 Washington State (No.)
 1997 — Stanford & UCLA (So.)
 Washington (No.)
 1998 — Stanford
 1999 — Stanford
 2000 — Stanford
 2001 — Stanford
 2002 — Stanford
 2003 — Stanford
 2004 — Stanford
 2005 — Stanford
 2006 — Stanford
 2007 — Stanford
 2008 — Stanford
 UCLA
 2009 — USC
 2010 — Stanford
 2011 — Stanford
 2012 — Stanford
 USC

TRACK & FIELD

1987 — UCLA
 1988 — UCLA
 1989 — UCLA
 1990 — UCLA
 1991 — Oregon
 1992 — Oregon
 1993 — UCLA
 1994 — UCLA
 1995 — UCLA
 1996 — USC
 1997 — UCLA
 1998 — UCLA
 1999 — UCLA
 2000 — UCLA
 2001 — UCLA
 2002 — UCLA
 2003 — UCLA
 2004 — UCLA
 2005 — Stanford
 2006 — Arizona State
 2007 — Arizona State
 2008 — Arizona State

2009 — Oregon
 2010 — Oregon
 2011 — Oregon
 2012 — Oregon

VOLLEYBALL

1986 — UCLA
 1987 — Stanford
 1988 — UCLA
 1989 — UCLA
 1990 — UCLA
 1991 — Stanford
 1992 — UCLA
 1993 — UCLA
 1994 — Stanford
 1995 — Stanford
 1996 — Stanford
 1997 — Stanford
 1998 — Stanford
 1999 — Stanford
 UCLA
 2000 — Arizona
 USC
 2001 — Stanford
 2002 — USC
 2003 — USC
 2004 — Washington
 2005 — Washington
 2006 — Stanford
 2007 — Stanford
 2008 — Stanford
 2009 — Stanford
 2010 — California
 Stanford
 2011 — USC



PAC-12 2012-2013 CHAMPIONSHIPS

BASEBALL

CHAMPION DETERMINED BY
THREE-GAME ROUND-ROBIN PLAY

CROSS COUNTRY (M&W)

ROBINSON RANCH COUNTRY CLUB
SANTA CLARITA, CALIFORNIA

OCTOBER 27, 2012
// HOST : UCLA

GOLF (M)

LOS ANGELES COUNTRY CLUB
LOS ANGELES, CALIFORNIA

APRIL 29 - MAY 1, 2013
// HOST : UCLA

ROWING (M&W)

SACRAMENTO STATE AQUATICS CENTER
LAKE NATOMA, CA

MAY 19, 2013
// HOST : PAC-12 CONFERENCE

SWIMMING (M)

BELMONT PLAZA OLYMPIC POOL
LONG BEACH, CALIFORNIA

MARCH 6-9, 2013
// HOST : PAC-12 CONFERENCE

TRACK & FIELD (M&W)

CROWELL FIELD/LOKER STADIUM
LOS ANGELES, CALIFORNIA

MAY 11-12, 2013
// HOST : USC

BASKETBALL (M)

MGM GRAND GARDEN ARENA
LAS VEGAS, NEVADA

MARCH 13-16, 2013
// HOST : PAC-12 CONFERENCE

DIVING (M&W)

WEYERHAUSER KING COUNTY AQUATIC CENTER
FEDERAL WAY, WASHINGTON

FEBRUARY 27 - MARCH 2, 2013
// HOST : PAC-12 CONFERENCE

GOLF (W)

VALENCIA COUNTRY CLUB
VALENCIA, CALIFORNIA

APRIL 22 - 24, 2013
// HOST : UCLA

SOCCER (M&W)

CHAMPION DETERMINED BY
DOUBLE ROUND-ROBIN PLAY

SWIMMING (W)

WEYERHAUSER KING COUNTY AQUATIC CENTER
FEDERAL WAY, WASHINGTON

FEBRUARY 27 - MARCH 2, 2013
// HOST : PAC-12 CONFERENCE

VOLLEYBALL (W)

CHAMPION DETERMINED BY
DOUBLE ROUND-ROBIN PLAY

BASKETBALL (W)

KEY ARENA
SEATTLE, WASHINGTON

MARCH 7-10, 2013
// HOST : PAC-12 CONFERENCE

FOOTBALL

TBD BASED ON BEST CONFERENCE RECORD

NOVEMBER 30, 2012
// HOST : PAC-12 CONFERENCE

GYMNASTICS (W)

GILL COLISEUM
CORVALLIS, OREGON

MARCH 23, 2013
// HOST : OREGON STATE

SOFTBALL

CHAMPION DETERMINED BY
THREE-GAME ROUND-ROBIN PLAY

TENNIS (M&W)

OJAI VALLY ATHLETIC PARK / LIBBEY PARK
OJAI, CALIFORNIA

APRIL 23-28, 2013
// HOST : PAC-12 CONFERENCE

WRESTLING

WELLS FARGO ARENA
TEMPE, ARIZONA

MARCH 3, 2013
// HOST : ARIZONA STATE



CONFERENCE OF CHAMPIONS

pac-12.com



MEN'S BASKETBALL CHAMPIONSHIP
MARCH 13-16, 2013
L A S V E G A S

MGM GRAND
GARDEN ARENA

WWW.PAC-12.COM/TICKETS