



PAC12
CONFERENCE
2011-2012

MEN'S BASKETBALL

Having a strong financial partner like Pacific Life can help you reach your goals.

Mutual Funds Annuities Life Insurance



PACIFIC LIFE

www.PacificLife.com

Pacific Life Insurance Company is licensed to issue individual life insurance and annuity products in all states except New York. Product availability and features may vary by state. Variable insurance products and mutual funds are available through licensed third party broker-dealers and are distributed by Pacific Select Distributors, Inc. (member FINRA and SIPC), a subsidiary of Pacific Life. © 2011 Pacific Life Insurance Company, Newport Beach, CA. PL-11A

WELCOME



I WANT TO WELCOME YOU TO THE NEW PAC-12, a Conference that is steeped in tradition and focused on defining the future.

Our vision is rooted in the West Coast, where a pioneering spirit and innovation have helped create some of the most significant advancements and leaders the world has ever known.

The institutions of the Pac-12 are centers of excellence that are fueled by an imperishable pursuit of research and discovery. The commitment to comprehensive excellence on our campuses has helped produce monumental breakthroughs in medicine, major developments in environmental sustainability and cutting edge technology that have had tremendous influence globally. The students and leaders who have helped shape the Conference for nearly a century continue to impact the world and inspire the next generation to even greater heights.

Expanding for the first time in 33 years, we have great pride and respect for our rich history of academic excellence and superior athletic achievement. It has literally defined us as the “Conference of Champions” and we will continue to uphold the traditions and embrace that broad-based commitment to success as we enter a new era in college athletics.

We have established a bold vision for the Pac-12 that will encourage more collaboration between all of our schools and will allow athletics to better serve as a bridge to the overall university mission.

We are very excited about what the future holds for this Conference and are very much looking forward to another dynamic season of high-caliber competition.

Sincerely,

A handwritten signature in black ink, appearing to read 'Larry Scott', written over a light blue background.

Commissioner Larry Scott

PAC-12 CONFERENCE // WELCOME

PAC12
CONFERENCE

ARIZONA

McKale Center
1 National Championship Drive
Tucson, AZ 85721
www.arizonaathletics.com
Head Coach: Sean Miller Office: (520) 621-4813
Basketball SID: Richard Paige email: rpaige@email.arizona.edu
Office/Cell: (520) 621-4163/(520) 850-2118
Press Row: (520) 621-4334

ARIZONA STATE

Carson Student-Athlete Center
500 East Veteran's Way
Tempe, AZ 85287
www.thesundevils.com
Head Coach: Herb Sendek Office: (480) 965-3261
Basketball SID: Doug Tammaro email: tammaro@asu.edu
Office/Cell: (480) 965-5799/(480) 734-7795
Press Row: (480) 965-7274/4778

CALIFORNIA

349 Haas Pavilion
Berkeley, CA 94720
www.calbears.com
Head Coach: Mike Montgomery Office: (510) 642-0361
Basketball SID: Jeremy Wu email: jeremyw@berkeley.edu
Office/Cell: (510) 643-1741/(510) 334-6409
Press Row: (510) 642-3098

COLORADO

357 UCB
Boulder, CO 80309
www.cubuffs.com
Head Coach: Tad Boyle Office: (303) 492-6877
Basketball SID: Andrew Green email: andrew.green@colorado.edu
Office/Cell: (303) 492-3812/(720) 470-9780
Press Row: (303) 492-1552

OREGON

2727 Leo Harris Parkway
Eugene, OR 97401
www.goducks.com
Head Coach: Dana Altman Office: (541) 346-4346
Basketball SID: Chris Geraghty email: chrisg@uoregon.edu
Office/Cell: (541) 346-5488/(541) 335-9158
Press Row: (541) 346-4497

OREGON STATE

Gill Coliseum 103
Corvallis, OR 97331
www.osubeavers.com
Head Coach: Craig Robinson Office: (541) 737-2076
Basketball SID: Shawn Schoeffler email: shawn.schoeffler@oregonstate.edu
Office/Cell: (541) 737-7473/(541) 231-1430
Press Row: (541) 737-3020

STANFORD

Arrillaga Family Sports Center
Stanford, CA 94305
www.gostanford.com
Head Coach: Johnny Dawkins Office: (650) 723-0562
Basketball SID: Brian Risso email: brisso@stanford.edu
Office/Cell: (650) 723-4418/(650) 200-9513
Press Row: (650) 723-4418

UCLA

Morgan Center
325 Westwood Plaza
Los Angeles, CA 90024
www.uclabruins.com
Head Coach: Ben Howland Office: (310) 825-8699
Basketball SID: Ryan Finney email: rfinney@athletics.ucla.edu
Office/Cell: (310) 206-6831/(424) 832-0676
Press Row: (310) 825-1899

USC

Heritage Hall 103
Los Angeles, CA 90089-0602
www.usctrojans.com
Head Coach: Kevin O'Neill Office: (213) 740-3815
Basketball SID: David Tuttle email: davidtut@usc.edu
Office/Cell: (213) 740-8480/(213) 725-3102
Press Row: (213) 740-3900

UTAH

1825 E. South Campus Drive
Salt Lake City, UT 84112
www.utahutes.com
Head Coach: Larry Krystkowiak Office: (801) 581-5451
Basketball SID: Kyle Harris email: kharris@huntsman.utah.edu
Office/Cell: (801) 581-3771/(801) 580-4411
Press Row: (801) 581-6657

WASHINGTON

202 Graves Building
Seattle, WA 98195
www.gohuskies.com
Head Coach: Lorenzo Romar Office: (206) 685-9104
Basketball SID: Brian Tom email: briantom@uw.edu
Office/Cell: (206) 543-2230/(206) 455-5361
Press Row: (206) 543-2230

WASHINGTON STATE

Bohler Athletic Complex, Room 195
Pullman, WA 99164-1610
www.wsucougars.com
Head Coach: Ken Bone Office: (509) 335-0240
Basketball SID: Jessica Schmick email: jessica_schmick@wsu.edu
Office/Cell: (509) 335-2684/(509) 781-0550
Press Row: (509) 335-0270

PAC-12 CONFERENCE

1350 Treat Blvd., Suite 500, Walnut Creek, CA 94597
Phone/Fax: (925) 932-4411/(925) 932-4601
Website: www.pac-12.org

Communications Department

Danette Leighton, Chief Marketing Officer dleighton@pac-12.org
Dave Hirsch, Vice President, Communications (men's basketball contact) dhirsch@pac-12.org/Cell: (415) 370-7112
Kirk Reynolds, Vice President, Public Affairs kreynolds@pac-12.org
Natalia Ciccone, Assistant Commissioner, Communications nciccone@pac-12.org
Sarah Kezele, Communications Intern (men's basketball contact) skezele@pac-12.org /Cell: (510) 301-7485
Allison Yee, Communications Intern ayee@pac-12.org
Wendy Heredia, Comm. Administrative Assistant wheredia@pac-12.org

PAC-12 CONFERENCE

1350 Treat Blvd., Suite 500

Walnut Creek, CA 94597

Office: (925) 932-4411 / Fax: (925) 932-4601

<http://www.pac-12.org>

Commissioner: Lawrence G. Scott

Deputy Commissioner/Chief Operating Officer: Kevin Weiberg

Chief Marketing Officer: Danette Leighton

Chief Financial Officer: Ron McQuate

General Counsel/Vice President of Business Affairs: Woodie Dixon

Senior Associate Commissioner/Senior Woman Administrator: Gloria Nevarez

Associate Commissioner, Governance & Enforcement: Ron Barker

Associate Commissioner, Television: Duane Lindberg

Associate Commissioner, Compliance: Mike Matthews

Associate Commissioner, Sports Management: Chris Dawson

Vice President, Communications: David Hirsch

Vice President, Public Affairs: Kirk Reynolds

Senior Director, Marketing: Heather Vaughan

Controller: Matt Andrus

Assistant Commissioner, Communications: Natalia Ciccone

Assistant Commissioner, Video Operations: Kristina Case

Director, Business Development: Christopher Giles

Director, Human Resources: Anna Roberts

Assistant Commissioner, Governance & Finance: Tammy Newman

Assistant Commissioner, Sports Management and Championships: Heather Perry

Assistant Commissioner, Compliance: Erik Price

Manager, Sports Management: Kristine Berndt

Executive Assistant to Commissioner: Pat Cesnik

Assistant Director Business & Finance: Lina Diaz

Manager, Business Development: Taylor Lien

Manager, Digital Media: Nic Lloyd

Manager, Business Development: Katie Neal

Administrative Fellowship: Theo Robertson

Communications Fellowship: Sarah Kezele, Allison Yee

Administrative Assistants: Jenn Carey-Ruiz, Wendy Heredia, Lytisha Santiago, Michelle Zumalt, Ginny Bruzone, Karen Vessey

MEN'S BASKETBALL ADMINISTRATION

Senior Associate Commissioner/Senior Woman Administrator/Men's Basketball: Gloria Nevarez

Coordinator of Men's Basketball Officiating: Bill McCabe

Pac-12 Men's Basketball Tournament Director: Dave Hirsch

Pac-12 Men's Basketball Media Operations Director: Kirk Reynolds

PAC-12 VENTURES

President: Gary Stevenson

Administrative Assistant: Erica Sigg

CREDITS: The 2011-12 Pac-12 Conference Men's Basketball Media Guide has been produced by the Pac-12 Communications Department. Written by Dave Hirsch and Sarah Kezele. Layout by Natalia Ciccone. Contributions from Kristine Berndt, Wendy Heredia, Heather Vaughan, and SID offices of Pac-12 institutions. Prepared entirely in-house with desktop publishing applications. Cover and template design by Heather Vaughan, Senior Director, Marketing. Photos provided by Pac-12 institutions (contact institution for credit). This guide is available online at www.pac-12.org.

TABLE OF CONTENTS

PAC-12 CONFERENCE

Conference of Champions 4-5

THE 2011-12 SEASON

Pac-12 Notebook 6-9

Pac-12 Composite Schedule 10-11

Pac-12 Television Schedule 12

2012 NCAA Bracket/Schedule 13

Pac-12 Basketball 14

Team Previews 15-39

2010-2011 IN REVIEW

Standings/Notes/Honors 42-45

Overall/Conference Statistics 46-50

2012 PAC-12 TOURNAMENT

Notes/Bracket 51-53

History/Records/Hall of Honor 53-61

PAC-12 HISTORY & RECORDS

Yearly Standings 63-72

Team vs. Team Results 73-85

Final National Polls 86-88

Team vs. Team in Rankings 88-89

NCAA/NIT History 90-100

Yearly Team Leaders 102-104

Yearly Individual Leaders 105-107

Team/Individual Records 108-109

Career Leaders 110-112

Season/Game Bests 113-115

Coaching Records 116-117

Conference Honors 118-130

National Honors 131-132

NBA Draft History 133-134

Pac-12 Conference Staff 136-143

Pac-12 and NCAA Championships 144-151



Josh Owens, Stanford

Built on a firm foundation of academic excellence and superior athletic performance, the Conference ushers in a new era with the additions of the University of Colorado and University of Utah, officially becoming the Pac-12 Conference on July 1, 2011.

The Pac-12 rises above the rest, upholding its tradition as the "Conference of Champions", claiming an incredible 180 NCAA team titles over the past two decades, including nine in 2010-11, averaging nearly nine championships per academic year. Even more impressive has been the breadth of the Pac-12's success, with championships coming in 27 different men's and women's sports. The Pac-12 has led the nation in NCAA Championships in 45 of the last 51 years and finished second five times.

Spanning nearly a century of outstanding athletics achievements, the Pac-12 was the first conference to reach 400 championships in 2010-11. With the inclusion of CU and UU, league teams have captured 442 NCAA titles (302 men's, 140 women's), outdistancing the next closest conference by nearly 200.

The Conference's reputation is further proven in the annual Learfield Sports Directors' Cup competition, the prestigious award that honors the best overall collegiate athletics programs in the country. STANFORD continued its remarkable run and won its unprecedented 17th-consecutive Directors' Cup in 2010-11. Six of the top 25 Division I programs were Pac-12 member institutions: No. 1 STANFORD, No. 3 CALIFORNIA, No. 11 UCLA, No. 14 USC, No. 16 ARIZONA and No. 21 WASHINGTON. With two teams in the top five, it was the most of any conference.

The 2010-11 campaign was marked by the 25-year anniversary of women's sports in the Pac-10, with year-long focus on the milestone. And after commissioner Larry Scott made history at the end of his first year with the announcement of the expansion of the Conference to include the University of Colorado and the University of Utah, he put the Conference on the forefront, announcing a landmark television deal, which is set to go into affect in 2012-13, and established a Pac-12 Football Championship game in 2011.

In 2010-11, the then-Pac-10 led the country with nine NCAA titles, with men's and women's programs sharing the wealth as the Conference claimed five NCAA women's titles and four men's crowns.

CALIFORNIA, STANFORD and USC each won two NCAA Championships, while six different league institutions claimed titles. The Golden Bears swept the men's and women's swimming and diving crowns; the Cardinal hoisted the national championship trophy in men's gymnastics and women's water polo; and the Trojans were tops in men's water polo and men's tennis.

Claiming titles in softball (ARIZONA STATE), women's indoor track & field (OREGON), and women's golf (UCLA), the Pac-10 also had runners-up in 10 NCAA Championship events: women's volleyball (CALIFORNIA), women's soccer (STANFORD),

women's gymnastics (UCLA), women's rowing (STANFORD), women's tennis (STANFORD), and women's track & field (OREGON). It was an all-Pac-10 final in men's and women's water polo, as well. Overall, the Conference had 32 teams finish in the top four at 18 NCAA Championship events.

Participation in the postseason was a common occurrence for the Pac-10 in 2010-11. Of the 22 sports sponsored by the Conference, 16 witnessed at least half its teams participating in NCAA or other postseason action. The men sent 66 of a possible 91 teams into the postseason (65.9 percent), while the women sent 69 of a possible 99 teams (69.7 percent).

The Conference experienced continued success in football as the league sent two teams to BCS Bowl games, with the Ducks earning a spot in the national championship bout. Overall, four went to bowls games. Oregon claimed its ninth Pac-10 crown in the sport, making its first-ever appearance in the BCS title game. Meanwhile, STANFORD (Discover Orange Bowl), ARIZONA (Valero Alamo Bowl), WASHINGTON (Holiday Bowl) also earned bowl bids. Oregon and Stanford were ranked in the



top-5 of the Associated Press' poll at season's end, finishing third and fourth, respectively.

Pac-10 regular-season champion ARIZONA, tournament champion WASHINGTON, UCLA and USC represented the Conference in the NCAA Men's Basketball Tournament, and three others competed in other postseason events. The Wildcats' run to the Elite Eight gave the league its 22nd appearance in the last 24 years. The CBI title returned to the Pac-10 after OREGON bested Creighton in a best-of-three series for the crown.

On the women's side, three teams competed in the NCAA Tournament and three others competed in postseason play. STANFORD made its fourth-consecutive NCAA Women's Final Four appearance after winning its fifth-straight Pac-10 Tournament crown. UCLA made its first back-to-back postseason outing for the first time since 1998-99. USC advanced to the WNIT championship game, while ARIZONA and CALIFORNIA were also invited to the event.

Without question, the Conference has dominated the softball field, winning 23 national championships in the sport since 1982 and six in a row after ARIZONA STATE hoisted the 2011 NCAA trophy, its second in three years. Seven Pac-10 teams earned NCAA Tournament bids, with two advancing to the NCAA Women's College World Series, including Pac-10 Champion ASU and CALIFORNIA.

Six Pac-10 baseball teams received NCAA Tournament bids in 2011. ARIZONA STATE, CALIFORNIA, OREGON STATE and STANFORD reached the Super Regionals, with Cal ultimately punching its ticket for the NCAA Men's College World Series, its first appearance in the CWS since 1992. ARIZONA, and UCLA also represented the Conference in the postseason event.

The Conference swept two men's and women's sports, capturing national championships in swimming & diving and water polo. CALIFORNIA took home both swimming & diving crowns. In water polo, USC was the top men's teams and the STANFORD women were national champs.

With the additions of Colorado and Utah, Pac-12 members have won 302 NCAA team championships on the men's side, 89 more than the next closest conference. Men's NCAA crowns have come at a phenomenal rate for the Pac-12 - 16 basketball titles by six schools (more than any other conference), 52 tennis titles, 44 outdoor track & field crowns, and 26 baseball titles. Pac-12 members have won 25 of 42 NCAA titles in volleyball, 37 of 42 in water polo, and 22 in swimming & diving national championships.

Individually, the Conference has produced an impressive number of NCAA men's individual champions, as well, boasting 2,019 individual crowns.

On the women's side, the story is much the same. Since the NCAA began conducting women's championships 30 years ago, Pac-12 members have claimed at least four national titles in a single season on 22 occasions, including 2010-11. Overall, the Pac-12 has captured 140 NCAA women's titles, easily outdistancing the SEC, which is second, with 77. Pac-10 members have dominated a number of sports, winning 23 softball titles, 19 tennis crowns, 13 of the last 21 volleyball titles, 14 of the last 22 trophies in golf, and 12 in swimming & diving.

Pac-12 women student-athletes shine nationally on an individual basis, as well, having captured an unmatched 616 NCAA individual crowns, an average of nearly 21 championships per season.

PAC-12 CONFERENCE HISTORY

The roots of the Pac-12 Conference date back over 95 years to December 2, 1915, when the Pacific Coast Conference (PCC) was founded at a meeting at the Oregon Hotel in Portland, Ore. The original membership consisted of four schools - the University of California at Berkeley, the University of Washington, the University of Oregon, and Oregon State College (now Oregon State University). All still are charter members of the Conference.

Pacific Coast Conference play began in 1916 and, one year later, Washington State College (now Washington State University) was accepted into the league, with Stanford University following in 1918.

In 1922, the PCC expanded to eight teams with the admission of the University of Southern California (USC) and the University of Idaho. In 1924, the University of Montana joined the league roster, and in 1928, the PCC grew to 10 members with the addition of UCLA.

The Pacific Coast Conference competed as a 10-member league until 1950, with the exception of 1943-45 when World War II curtailed intercollegiate athletic competition to a minimum. During that time, the league's first commissioner was named. Edwin N. Atherton was Commissioner in 1940 and was succeeded by Victor O. Schmidt in 1944. In 1950, Montana resigned from the Conference and joined the Mountain States Conference. The PCC continued as a nine-team Conference through 1958.

In 1959, the PCC was dissolved and the Athletic Association of Western Universities was formed and Thomas J. Hamilton was appointed Commissioner of the new league. The original AAWU membership included California, Stanford, Southern California, UCLA and Washington. Washington State joined the membership in 1962, while Oregon and Oregon State joined in 1964. Under Hamilton's watch, the name Pacific-8 Conference was adopted in 1968. In 1971, Wiles Hallock took over as Commissioner of the Pac-8.

Ten years later, on July 1, 1978, the University of Arizona and Arizona State University were admitted to the league and the Pacific-10 Conference became a reality. In 1986-87, the league took on a new look, expanding to include 10 women's sports. Thomas C. Hansen was named the Commissioner of the Pac-10 in 1983, a role he would hold for 26 years until 2009. Hansen was succeeded by current Commissioner Larry Scott, who took on the new role in July 2009.

During the 2010-11 academic year, Scott helped deliver monumental changes that transformed the Conference into a modern 12-team league. The Conference expanded by adding the University of Colorado and the University of Utah, agreed to equal revenue sharing for the first time in Conference history, created two divisions, the North and the South, for football only, established a Football Championship Game for the first time ever, secured a landmark media rights deal that dramatically increased national exposure and revenue for each school and established the Pac-12 Network and Pac-12 Digital Network that guaranteed enhanced exposure across all sports.

The University of Colorado accepted its invitation to join the Pac-12 on June 11, 2010, and on June 17, 2010, the University of Utah agreed to join the Conference. The Buffaloes and Utes officially became the 11th and 12th members of the Conference July 1, 2011, the first additions to the league since 1978. During the 33 years between expansions, Conference teams claimed 258 NCAA titles, including 130 women's and 128 men's.

Currently, the Pac-12 sponsors 11 men's sports and 11 women's sports. Additionally, the Conference is a member of the Mountain Pacific Sports Federation (MPSF) in four other men's sports and three women's sports.

The Pac-12 Conference offices are located 25 miles east of San Francisco in Walnut Creek, Calif.

2011-12 PAC-12 CONFERENCE CHAMPIONSHIP DATES AND SITES

BASEBALL

Champion determined by three-game round-robin play

BASKETBALL (M)

at STAPLES Center, Los Angeles, Calif. » March 7-10, 2012

Host: Pac-12 Conference

BASKETBALL (W)

at Galen Center/STAPLES Center, Los Angeles, Calif.

March 7-10, 2012 » **Host:** Pac-12 Conference

CROSS COUNTRY (M&W)

at Wigwam Golf Resort, Litchfield Park, Ariz. » October 29, 2011

Host: Arizona State

DIVING (M&W)

at Weyerhaeuser King County Aquatic Center, Federal Way, Wash.

February 23-25, 2012 » **Host:** Pac-12 Conference

FOOTBALL

at TBD » December 2, 2011

Host: Pac-12 Conference

GOLF (M)

at Trysting Tree Golf Course, Corvallis, Ore. » April 27-29, 2012

Host: Oregon State

GOLF (W)

at Palouse Ridge Golf Club, Pullman, Wash. » April 27-29, 2012

Host: Washington State

GYMNASTICS (W)

at Huntsman Center, Salt Lake City, Utah » March 24, 2012

Host: Utah

ROWING (M&W)

at Sacramento State Aquatics Center, Lake Natoma, Calif.

May 12, 2011 » **Host:** Pac-12 Conference

SOCCER (M&W)

Champion determined by double round-robin play.

SOFTBALL

Champion determined by three-game round-robin play.

SWIMMING (M)

at Belmont Plaza Olympic Pool, Long Beach, Calif.

Feb. 29-March 3, 2012 » **Host:** Pac-12 Conference

SWIMMING (W)

at Weyerhaeuser King County Aquatic Center, Federal Way, Wash.

February 22-25, 2011 » **Host:** Pac-12 Conference

TENNIS (M&W)

at Ojai Valley Athletic Club/Libbey Park, Ojai, Calif.

April 26-29, 2012 » **Host:** Pac-12 Conference

TRACK & FIELD (M&W)

at Hayward Field, Eugene, Ore.

Multi-events: May 5-6, 2012; Championship: May 12-13, 2012

Host: Oregon

VOLLEYBALL (W)

Champion determined by double round-robin play

WRESTLING

at Taco Bell Arena, Boise, Idaho » February 25, 2012

Host: Boise State

ARIZONA - In just his second season at the helm of the Wildcats, coach **Sean Miller** guided Arizona to the Elite Eight and was within one bucket of reaching the Final Four . . . With one of the nation's top incoming freshman classes, the Wildcats will look to rely on **Josiah Turner** and **Nick Johnson** to make an immediate impact in the Arizona backcourt that includes veteran guards **Kyle Fogg** (8.1 ppg/2.6 apg) and **Jordin Mayes** (4.9 ppg/45.3% 3FG) . . . Forwards **Solomon Hill** (8.0 ppg/4.7 rpg) and **Jesse Perry** (6.6 ppg/4.4 rpg) provide a veteran and experienced frontcourt . . . Overall depth adds versatility to the Wildcat lineup . . . Arizona went 17-0 at home last season and has a current home win streak of 19 games, making McKale Center an intimidating venue . . . Will need to replace the production of Derrick Williams, the Pac-10 Player of the Year and second overall pick in the NBA Draft. He posted 19.5 ppg, 8.3 rpg and shot 59.5 percent from three-point range . . . A difficult non-conference schedule includes battles with St. John's, San Diego State, Florida, and Gonzaga. In all, 11 of Arizona's opponents for the 2011 season have played in the NCAA Tournament in the past two seasons.

ARIZONA STATE - Junior guard **Trent Lockett**, a second team All-Pac-10 selection, led the team in scoring at 13.4 points and grabbed 5.3 rebounds per game. He will anchor a young and talented backcourt that includes sophomore **Keala King** (3.7 pg/2.6 rpg) and top freshman point guard **Jahii Carson**. Carson is the nation's only incoming freshman to earn a spot on USA Basketball's U19 World Championship Team . . . Sophomore forward **Kyle Cain** (5.4 ppg/5.5 rpg) led the team in rebounds and shot a team-best 54.5 percent from the field . . . Good size up front with junior center **Ruslan Pateev** (7-0, 249) and sophomore center **Jordan Bachynski** (7-2, 243). Those two combined for 5.8 points, 4.3 rebounds and 44 blocked shots . . . The only Pac-12 squad that does not have a senior, the Sun Devils will need the underclassmen to be prepared to log plenty of minutes over a demanding Pac-12 schedule that has them starting on the road for the first three games of league play at rival Arizona, USC and UCLA. The road in league



André Roberson, Colorado

play was a challenge last season as ASU finished 1-8 . . . Another consistent scoring option to aid Lockett would help, especially from three-point range. Departed seniors Ty Abbott, Rihards Kuksiks and Jamelle McMillan hit 186 three-pointers, while returning players accounted for just 40 treys.

CALIFORNIA - While most teams in the Pac-12 will rely on youth to bridge the gap created by the early departure of the star talent, the Bears will turn to seniors **Jorge Gutierrez** (14.6 ppg/4.5 apg/1.6 spg) and **Harper Kamp** (14.2 ppg/5.6 rpg) . . . Gutierrez and Kamp earned All-Pac-10 honors and, with sophomore guard **Allen Crabbe**, provide the Bears with their top three scorers from a year ago. One of the bright stars in the league, Crabbe (13.4 ppg/5.3 rpg/62 3FG) was tabbed Pac-10 Freshman of the Year . . . In addition to Gutierrez, the Bears can turn to junior guard **Brandon Smith** (6.4 ppg/3.9 apg) to distribute the ball . . . Lost just one senior in Markhuri Sanders-Frison, but he was their top rebounder (7.4 rpg). Sophomore forward **Richard Solomon** (5.6 ppg/4.4 rpg) and his team-leading 27 blocks will look to pick up additional minutes . . . Coach **Mike Montgomery** has posted 247 wins in league play. Only four other coaches have won more in Pac-12 play, and three of them are in the Basketball Hall of Fame - Arizona's Lute Olson (327), UCLA's John Wooden (304) and Oregon State's Slat Gill (276) . . . On the schedule are five non-league foes that won at least 20 games last year, and 10 teams that received bids to the 2011 NCAA Tournament.

COLORADO - Coach **Tad Boyle** led the Buffaloes to a school-best 24 wins last season and an appearance in the postseason NIT semifinals . . . Boyle will need to replace five players lost to graduation and the production of Alec Burks (20.5 ppg/6.5 rpg/2.9 apg), an NBA First Round draft pick (12th overall pick by the Utah Jazz) . . . Sophomore guard **André Roberson** will be counted on to help rebuild the Buffaloes as they begin their transition to the Pac-12. Roberson averaged 6.7 points, a team-best 7.8 rebounds, and 1.3 steals in just 22.3 minutes of action per game . . . Senior guard **Nate Tomlinson** (3.1 ppg/2.5 apg) will add veteran leadership in the backcourt . . . The other returning starter is senior forward **Austin Dufault** (6.6 ppg /4.2 rpg) . . . Talented freshmen guards **Askia Booker** and **Spencer Dinwiddie** provide backcourt depth and the skills to play at a high pace. Dinwiddie is considered the nation's 25th best point guard in the 2011 class . . . Newcomers will have to develop game-time experience as only four returning players averaged better than five minutes per game. Plus, the Buffaloes lose their top four scorers that accounted for 74.6 percent of the team's scoring . . . Unlike the Big 12, Colorado will need to adjust to a Pac-12 schedule that calls for three sets of back-to-back road games, and one stretch of three straight road games in unknown venues.

OREGON - Six players from last year's 21-18 squad return to build on the program's 12th season of 20 or more wins. Capturing the postseason CBI title should build confidence for three returning starters in junior forward **E.J. Singler** (11.7 ppg, 5.6 rpg), senior forward **Tyrone Nared** (5.1 ppg/3.9 rpg) senior guard **Garrett Sim** (8.2 ppg) . . . Diminutive sophomore guard **Johnathan Loyd** (4.7 ppg/2.3 apg) gives the Ducks experience in the backcourt



Jorge Gutierrez, California

. . . The Ducks went on a 10-day exhibition tour of Italy at the end of August, where freshman guard **Jabari Brown** averaged 15.4 ppg on the foreign excursion . . . The aforementioned Brown is one of the league's top recruits and should make an immediate impact for the athletic Ducks and in the Pac-12 . . . The departure of Jovian Catron, who was the team's leading scorer (15.9 ppg) and rebounder (6.7 rpg), will leave a void in the middle for the Ducks. Replacing his production should come from senior **Jeremy Jacob** (6.2 ppg/3.5 rpg) and transfers **Olu Ashaolu** and **Tony Woods** . . . Coach **Dana Altman** welcomes nine newcomers to the Oregon program . . . Oregon will have several challenging non-conference road games, including the opener at Vanderbilt, but should benefit by having six home games in December before opening Pac-12 play.

OREGON STATE - Junior guard **Jared Cunningham** will look to take the Beavers to a top division finish and will have plenty of experience with him in Corvallis. Cunningham earned Second Team All-Pac-10 and All-Pac-10 Defensive Team honors after averaging 14.2 points, 3.1 rebounds and a conference-leading 2.83 steals per game . . . In addition to Cunningham, the Beavers return three other starters in frontcourt junior forward **Joe Burton** (7.0 ppg/5.6 rpg), junior center **Agnus Brandt** (4.8 ppg/2.5 rpg) and sophomore forward **Devon Collier** (7.0 ppg/4.4 rpg) . . . Adding depth to the front court will be **Kevin McShane**, the lone senior on the squad. . . The backcourt is solid with sophomore guards **Ahmad Starks** (7.8 ppg) and **Roberto Nelson** (7.5 ppg). Starks hit a team-best 42 three-pointers, while Nelson scored a team season-high 34 points in the regular season final at Arizona State . . . With 11 returners and just two newcomers, familiarity should help coach **Craig Robinson** improve upon last year's 11-20 effort . . . The Beavers should be well-rested heading into the Pac-12 Tournament as their final three games over the last two weeks of the regular season are at home . . . The 18-game Pac-12 schedule calls for four misses - two of those games are against perennial league favorites Arizona and UCLA. However, league play begins with four of the first six games on the road.



Jared Cunningham, Oregon State

STANFORD – Twelve letterwinners, including four starters, return for coach **Johnny Dawkins'** Cardinal squad, led by senior forward **Josh Owens** (11.6 ppg/ 6.5 rpg) . . . Stanford relied on a solid freshman class last season and should reap dividends for that in 2011-12. Forward **Dwight Powell** (8.1 ppg/5.2 rpg) and guard **Anthony Brown** (8.7 ppg/3.2 rpg) earned All-Pac-10 Freshman team honors last season. . . Point guard duties will fall to sophomore **Aaron Bright** (5.1 ppg/2.0 apg) and junior **Jarrett Mann** (4.9 ppg/4.1 apg), but don't be surprised to see freshman **Chasson Randle** battle for playing time. The highly-recruited Randle was considered the 20th best guard in the country . . . The team took a trip to Spain in early September to build team chemistry and get a jump-start on their on-court execution . . . The Cardinal will need to convert at the charity stripe. Returning players connected on just 63 percent of their free throws . . . All-Pac-10 guard Jeremy Green left a year early in declaring for the NBA Draft. His 16.7 points per game and 88 three-pointers (43% 3FG) will be sorely missed . . . Prior to the Pac-12 Tournament, the Cardinal close the season with five road games over the final seven games of the regular season.

UCLA – UCLA's frontcourt will be anchored by junior forward **Reeves Nelson** (13.9 ppg/9.1 rpg) and sophomore center **Joshua Smith** (10.9 ppg/6.3 rpg/34 blocks). Nelson earned All-Pac-10 First Team honors, while Smith garnered Pac-10 All-Freshman Team honors . . . Adding even more height to the team will be 6-10 twin brothers **David** and **Travis Wear**. The Southern California natives transferred from North Carolina last year and are now eligible to play after sitting out for a year . . . The frontcourt goes even deeper with junior forward **Brendan Lane** and sophomore center **Anthony Stover**, who each logged better than eight minutes of action per game. . . A senior backcourt is usually a key to a team's success and the Bruins have a solid tandem in **Lazeric Jones** (9.1 ppg/3.6 apg) and **Jerime Anderson** (5.1 ppg/2.6 rpg) . . . Last season the starting five accounted for 84 percent of the team's scoring, so the Bruins will look to get more bench production . . . The departure of All-Pac-10

performers **Tyler Honeycutt** and **Malcolm Lee**, who both declared early for the NBA Draft, leave the Bruins looking for scoring options as the two averaged 12.8 ppg and 13.1 ppg, respectively . . . While Pauley Pavilion undergoes renovation, home games will be split between the Honda Center in Anaheim and the Los Angeles Sports Arena.

USC – Coach **Kevin O'Neill** has been a master at rebuilding the Trojans and will need to retool again this season after losing four starters. . . Guard **Maurice Jones** (9.9 ppg/3.2 apg) is the lone returning starter. He collected Pac-10 All-Freshman team honors and set the USC freshman record for steals with 69 . . . Sophomore forward **Garrett Jackson** (3.2 ppg/1.7 rpg) will be counted on to have a breakout year for the Trojans . . . Transfers **Dewayne Dedmon** and **James Blasczyk** bring major height to the team at 7-0 and 7-1, respectively. Dedmon has unusual agility and quickness for his height, and can score outside of the paint . . . Junior transfer **Aaron Fuller** will provide the Trojans with a scorer in the paint, as well as mid-range . . . The Trojans traveled to Brazil in August for an exhibition tour, that allowed freshmen **Alexis Moore** and **Byron Wesley** a great opportunity to acclimate themselves to USC basketball. However, the trip was not all positive as guard **Jio Fontan** (10.5 ppg/3.9 apg) suffered a season-ending knee injury . . . Gone are Nikola Vucevic (10.3 rpg) and Alex Stepheson (9.2 rpg) who were beasts on the boards. USC will need newcomers to make an impact on the glass as its top returning rebounder is the 5-7 Jones (2.6 rpg).

UTAH – Utah not only enters its first season in a new conference, but also with a new coach, **Larry Krystkowiak**. He comes to Salt Lake City from New Jersey, where he was an assistant coach for the Nets in 2010-11 . . . The Runnin' Utes are quite familiar with Pac-12 teams as they have an all-time record of 146-114 (.562) against league teams, and are 92-31 (.748) when hosting Pac-12 opponents . . . The Utes have 13 new players on their 17-man roster. However, those four returning letterwinners, were major contributors last season. . . Senior point guard **Josh Watkins** (14.5 ppg/3.5 apg) is one of two returning starters from last year . . . Standing at 7-3,



Reeves Nelson, UCLA

senior center **David Foster** (2.9 ppg/5.2 rpg) creates quite a distraction for the opposition. He averaged ranked sixth nationally with 3.2 blocked shots per game. He'll be joined in the frontcourt by junior center **Jason Washburn** (6.0 ppg/4.1 rpg) who shot 61.8 percent from the field. . . Junior guard **Chris Hines** returns as the team's leading three-point shooter, hitting 31 treys at 37 percent. . . Incoming freshmen expected to battle for extended playing time are forward **George Matthews** and guard **Kareem Storey**. . . The Runnin' Utes are 526-124 (.809) all-time in their current home, the Jon M. Huntsman Center.

WASHINGTON – Coach **Lorenzo Romar** will count on the return of junior point guard **Abdul Gaddy** to lead the Husky offense. He was atop the Pac-10 last year with a 3.1 assist-to-turnover ratio before a knee injury ended his season . . . The two-time defending Conference Tournament champions will rely on the shooting of senior **Scott Suggs** (7.4 ppg), and sophomore guards **C.J. Wilcox** (8.1 ppg) and **Terrence Ross** (8.0 ppg). That trio accounted for 156 three-pointers (40% 3FG). However, Suggs will be out for the first part of the season recovering from foot surgery . . . The Husky frontcourt will be anchored by stalwart senior forward **Darnell Gant** (5.2 ppg/3.8 rpg) and junior center **Aziz N'Diaye** (4.6 ppg/5.7 rpg) . . . Romar secured another talented freshman class, led by point guard **Tony Wroten**, guard **Hikeem Stewart** and forward **Martin Breunig**. Wroten was considered the fourth-ranked point guard in the country for the 2011 class . . . The high-scoring Huskies (83.1 ppg), lost their top three scorers in Isaiah Thomas (16.8 ppg), Matthew Bryan-Amaning (15.3 ppg) and Justin Holiday (10.5 ppg). That's 51 percent of last year's offense that needs to be replaced. . . A pair of marquee December games await in Madison Square Garden where the Huskies will face Marquette in the Jimmy V Classic, and Duke four days later . . . The Huskies finish the season with five of seven on the road with the final two at USC and UCLA. Then return to Los Angeles four days later for the Pac-12 Tourney.

WASHINGTON STATE – The Cougars return three starters in junior guard **Reggie Moore** (9.1 ppg/3.0 rpg/3.4 apg), versatile senior guard **Marcus Capers** (5.8 ppg/4.4 rpg), and senior forward **Abe Lodwick** (3.5 ppg/4.1 rpg), that led WSU to the NIT semifinals and a 22-13 record . . . Third-year coach **Ken Bone** has sent the program on an upswing, taking the team from last in the Conference standings in 2009-10 to the school's third 20-win season in five years . . . Freshman guard **DaVonté Lacey** is a top-50 shooting guard joining the Cougars, who will look to crack into the lineup . . . The Cougar backcourt is solid with Moore, Capers and senior **Faisal Aden**. Aden is the top returning scorer with an average of 12.7 ppg, while picking up 1.4 steals per game . . . Frontcourt experience will come from sophomore forward **Brock Motum** (7.6 ppg/3.0 rpg), who was productive off the bench last season . . . The Cougars will need to overcome a pair of key losses in Klay Thompson (21.6 ppg/5.2 rpg/3.7 apg) and DeAngelo Casto (12.0 ppg/6.8 rpg). All Thompson did was lead the league in scoring, declared early for the NBA and was the No. 11 pick overall. Those two accounted for 45 percent of the offense and 33 percent of the team's rebounds. . . The schedule is not kind as six of its first nine games are away from home - a tough slate, even for a veteran team.

Returning All-Pac-10 Performers... There'll be plenty of opportunities for Pac-10 student-athletes to make a name for themselves as the league returns just two first team All-Pac-10 performers, and three second team selections. First team honorees include California guard **Jorge Gutierrez** and UCLA forward **Reeves Nelson**. Second team picks include Oregon State guard **Jared Cunningham**, California forward **Harper Kamp** and Arizona State guard **Trent Lockett**.

Tradition and Parity... Over the last 10 seasons, six different member institutions have captured the league's regular season crown. While the league's traditional powerhouses Arizona and UCLA have led the way with three titles each during the last 10 years, member schools California, Oregon, Stanford and Washington also have staked their claim to the league's regular season championship during that time period.

Opportunities Abound... Once again the young and talented student-athletes in the Pac-12 will have the opportunity to fill the roles of those who have moved on. . . Missing will be the league's top seven scorers, including the top four who were NBA draft picks. . . Missing will be eight of the league's top nine rebounders.

Older and Wiser... Last year, Conference rosters included a total of just 17 seniors (1.7 per team). This year, 39 seniors (3.3 per team) grace the Pac-12 rosters. Here is the breakdown of seniors by team:

Arizona	5
Arizona State	0
California	2
Colorado	4
Oregon	5
Oregon State	1
Stanford	4
UCLA	7
USC	3
Utah	2
Washington	2
Washington State	4

Coach Speak... UCLA coach **Ben Howland** needs three conference wins to reach 100 league victories, while Washington coach **Lorenzo Romar** needs five wins. When they reach that milestone, they'll join current California coach **Mike Montgomery** (247) as a select group of 20 coaches in Pac-12 history to record 100 or more league victories. The last time three or more coaches had 100 league victories at the same time? It was 1964 - Oregon State's Slats Gill (276), UCLA's John Wooden (171) and USC's Forrest Twogood (121). . . The Pac-12 has five current coaches who have earned Pac-12 Coach of the Year honors. Arizona State's **Herb Sendek** earned the honor in 2009-10, while Arizona's **Sean Miller** (2010-11), Romar (2008-09 and 2004-05) and Howland (2005-06) earned kudos at their school. Montgomery earned it four times at Stanford (2003-04, 2002-03, 1999-2000 and 1998-99). . . Three coaches have earned Coach of the Year honors in three different conferences - Sendek (Mid-American, ACC, Pac-10), Howland (Big Sky, Big East, Pac-10) and Oregon's **Dana Altman** (Southern, Big Eight, Missouri Valley).

Huskies Prevail, Again... Washington successfully defended its Conference Tournament title. The Huskies are just the second team to win back-to-back postseason titles since the Arizona Wildcats won four straight Pac-10 Tournament crowns from 1988-90 and 2002.

Home Sweet Home... For the second straight season, Conference teams finished the year with a winning record at home. . . League teams posted a 87-16 (.845) record at home in non-conference action.

Home Away from Home... Check the Pac-12 rosters and you'll find 21 student-athletes who hail from 10 different countries outside the United States. Those countries are: Australia (6), Canada (6), Denmark, Germany, Mexico, Russia, Senegal (2), Sudan, Sweden, and Ukraine.


How I Spent My Summer... Four Pac-12 teams took the opportunity to polish their games on foreign soil. California hit the Scandinavian countries of Sweden, Norway and Denmark. Oregon ventured to Italy, while Stanford toured Spain. USC went south of the equator for a series of games in Brazil.

What's New?... Two teams and one coach. With the expansion from the Pac-10 to the Pac-12, the league welcomes Colorado and Utah. While Colorado head coach **Tad Boyle** has past experience in the Pac-12 as an Oregon assistant (1995-97), Utah welcomes first-year coach **Larry Krystkowiak**.

NBA Experience... While many players dream of taking their game to the next level, several Pac-12 coaches have experienced the NBA as head coaches - California's **Mike Montgomery** (Golden State, 2004-06), Utah's **Larry Krystkowiak** (Milwaukee, 2007-08), and USC's **Kevin O'Neill** (Toronto - 2003-04). Then you can dip into the pool of Pac-12 women's coaches to find a pair who also pulled duty as NBA head coaches - Oregon's **Paul Westhead** (LA Lakers - 1979-82, Chicago - 1982-83, Denver - 1990-92) and USC's **Michael Cooper** (Denver - 2005).

Scheduling... The Pac-12 will continue to play an 18-game schedule. However, with the expansion, the league slate will include a pair of "misses" at home and on the road for each set of travel partners. Here's a look at which pair of games will be absent from the schedule:

Travel Partners	Home Misses	Road Misses
ARIZ, ASU	CAL, STAN	ORE, OSU
CAL, STAN	WASH, WSU	ARIZ, ASU
COLO, UTAH	UCLA, USC	WASH, WSU
ORE, OSU	ARIZ, ASU	UCLA, USC
UCLA, USC	ORE, OSU	COLO, UTAH
WASH, WSU	COLO, UTAH	CAL, STAN



Maurice Jones, USC



**2011-12
Pac-12 Men's Basketball Tournament
STAPLES Center - Los Angeles**

Wed., Mar. 7

No. 8 Seed vs. No. 9 Seed, 12 noon (FSN)
No. 5 Seed vs. No. 12 Seed, 2:30 p.m. (FSN)
No. 7 Seed vs. No. 10 Seed, 6 p.m. (FSN)
No. 6 Seed vs. No. 11 Seed, 8:30 p.m. (FSN)

Thurs., Mar. 8

Quarterfinal #1, 12 noon (FSN)
Quarterfinal #2, 2:30 p.m. (FSN)
Quarterfinal #3, 6 p.m. (FSN)
Quarterfinal #4, 8:30 p.m. (FSN)

Fri., Mar. 9

Semifinal #1, 6 p.m. (FSN)
Semifinal #2, 8:30 p.m. (FSN)

Sat., Mar. 10

Pac-12 Championship, 3 p.m. (CBS)

RETURNING STARTERS

Arizona (3)

Kyle Fogg, Sr., G 8.1 ppg/2.6 apg
Solomon Hill, Jr., F 8.0 ppg/4.7 rpg
Jesse Perry, Sr., F 6.6 ppg/4.4 rpg

Arizona State (2)

Kyle Cain, So., F 5.4 ppg/5.5 rpg
Trent Lockett, Jr., G 13.4 ppg/5.3 rpg

California (4)

Allen Crabbe, So., G 13.4 ppg/5.3 rpg
Jorge Gutierrez, Sr., G 14.6 ppg/3.8 rpg/4.5 apg
Harper Kamp, Sr., F 14.2 ppg/5.6 rpg
Brandon Smith, Jr. G 6.4 ppg/2.3 rpg/3.9 apg

Colorado (2)

Austin Dufault, Sr., F 6.6 ppg/4.2 rpg
Nate Tomlinson, Sr., G 3.1 ppg/2.5 apg

Oregon (3)

Tyrone Nared, Sr., F 5.1 ppg/3.9 rpg
Garrett Sim, Sr., G 8.2 ppg/2.3 rpg
E.J. Singler, Jr., F 11.7 ppg/5.6 rpg

Oregon State (4)

Angus Brandt, Jr., C 4.8 ppg/2.5 rpg
Joe Burton, Jr., F 7.0 ppg/5.6 rpg
Jared Cunningham, Jr., G 14.2 ppg/3.1 rpg/2.8 spg
Devon Collier, So., F 7.0 ppg/4.4 rpg

Stanford (3)

Jarrett Mann, Sr., G 4.9 ppg/3.2 rpg, 4.2 apg
Josh Owens, Sr., F/C 11.6 ppg/6.5 rpg
Dwight Powell, So., F 8.1 ppg/5.2 rpg

UCLA (3)

Lazerick Jones, Sr., G 9.1 ppg/2.1 rpg/3.6 apg
Reeves Nelson, Jr., F 13.9 ppg/9.1 rpg
Joshua Smith, So., F 10.9 ppg/6.3 rpg

USC (1)

Maurice Jones, So., G 9.9 ppg/2.6 rpg/3.2 apg

Utah (2)

David Foster, Sr., C 2.9 ppg/5.2 rpg/3.2 bpg
Josh Watkins, Sr., G 14.5 ppg/2.5 rpg/3.5 apg

Washington (2)

Abdul Gaddy, Jr., G 8.5 ppg/2.5 rpg/3.8 apg
Aziz N'Diaye, Jr., C 4.6 ppg/5.7 rpg

Washington State (3)

Marcus Capers, Sr., G 5.8 ppg/4.4 rpg
Abe Lodwick, Sr., G/F 3.5 ppg/4.1 rpg
Reggie Moore, Jr., G 9.1 ppg/3.0 rpg/3.4 apg



E.J. Singler, Oregon

CAREER LEADERS (ACTIVE)

POINTS

Isaiah Thomas (Jr.), WASH 1,134
Kyle Fogg (Sr.), ARIZ 869
Jorge Gutierrez (Sr.), CAL 803
Reeves Nelson (Jr.), UCLA 786
Harper Kamp (Sr.), CAL 740
Austin Dufault (Sr.), COLO 678
Garrett Sim (Sr.), ORE 664
Reggie Moore (Jr.), WSU 649
E.J. Singler (Jr.), ORE 653
Josh Owens (Sr.), STAN 629
Jared Cunningham (Jr.), OSU 626

REBOUNDS

Reeves Nelson (Jr.), UCLA 466
Harper Kamp (Sr.), CAL 373
Austin Dufault (Sr.), COLO 370
E.J. Singler (Jr.), ORE 357
Marcus Capers (Sr.), WSU 354
Josh Owens (Sr.), STAN 348
Darnell Gant (Sr.), WASH 332
Jorge Gutierrez (Sr.), CAL 320
Solomon Hill (Jr.), ARIZ 315
Joe Burton (Jr.), OSU 313

THREE-POINT FIELD GOALS

Kyle Fogg (Sr.), ARIZ 121
Garrett Sim (Sr.), ORE 112
Scott Suggs (Sr.), WASH 89
Nate Tomlinson (Sr.), COLO 89
E.J. Singler (Jr.), ORE 68
C.J. Wilcox (So.), WASH 63
Allen Crabbe (So.), CAL 62
Jorge Gutierrez (Sr.), CAL 60
Reggie Moore (Jr.), WSU 56
Faisal Aden (Sr.), WSU 52

ASSISTS

Nate Tomlinson (Sr.), COLO 297
Jorge Gutierrez (Sr.), CAL 287
Jarrett Mann (Sr.), STAN 281
Jerime Anderson (Sr.), UCLA 231
Kyle Fogg (Sr.), ARIZ 226
Reggie Moore (Jr.), WSU 226
Garrett Sim (Sr.), ORE 165
Marcus Capers (Sr.), WSU 151
Brandon Smith, (Jr.), CAL 152
Lazerick Jones (Sr.), UCLA 124

STEALS

Jared Cunningham (Jr.), OSU 128
Jorge Gutierrez (Sr.), CAL 109
Kyle Fogg (Sr.), ARIZ 87
Nate Tomlinson (Sr.), COLO 79
Jerime Anderson (Sr.), UCLA 71
Garrett Sim (Sr.), ORE 69
Maurice Jones (So.), USC 69
Reggie Moore (Jr.), WSU 65
Jarrett Mann (Sr.), STAN 59
Josh Owens (Sr.), STAN 58

BLOCKS

David Foster (Sr.), Utah 219
Jason Washburn (Jr.), Utah 63
Josh Owens (Sr.), STAN 59
Marcus Capers (Sr.), WSU 52
André Roberson (So.), COLO 42
Darnell Gant (Sr.), WASH 41
Aziz N'Diaye (Jr.), WASH 39
E.J. Singler (Jr.), ORE 38
Ruslan Pateev (Jr.), ASU 35
Brendan Lane (Jr.), UCLA 35
Austin Dufault (Sr.), COLO 35

RETURNING PRODUCTION

SCORING

1. California 76.5%
2. Stanford 74.8%
3. Oregon State 67.3%
4. UCLA 64.1%
5. Washington State 54.7%
6. Arizona 53.7%
7. Arizona State 52.7%
8. Oregon 46.4%
9. Washington 42.2%
10. Utah 41.9%
11. USC 31.0%
12. Colorado 24.7%

REBOUNDING

1. Stanford 90.1%
2. California 77.5%
3. UCLA 73.3%
4. Arizona State 68.8%
5. Oregon State 66.0%
6. Washington State 65.3%
7. Arizona 61.7%
8. Oregon 56.1%
9. Colorado 52.0%
10. Washington 51.1%
11. Utah 44.8%
12. USC 25.3%

THREE-POINT FIELD GOALS

1. California 79.9%
2. Arizona 62.5%
3. Oregon State 61.9%
4. Washington 61.3%
5. Washington State 58.3%
6. Stanford 55.6%
7. Oregon 50.9%
8. UCLA 45.7%
9. USC 34.8%
10. Utah 28.2%
11. Colorado 19.1%
12. Arizona State 16.7%

ASSISTS

1. Stanford 91.7%
2. California 88.0%
3. Oregon State 70.9%
4. Arizona 69.0%
5. UCLA 67.5%
6. Washington State 63.3%
7. USC 53.5%
8. Utah 52.0%
9. Oregon 46.2%
10. Arizona State 40.2%
11. Colorado 37.2%
12. Washington 29.7%

STEALS

1. Stanford 89.3%
2. California 86.2%
3. UCLA 72.6%
4. Oregon State 71.3%
5. Arizona 61.9%
6. Washington State 58.2%
7. USC 48.2%
8. Colorado 45.6%
9. Oregon 42.1%
10. Utah 40.9%
11. Arizona State 37.8%
12. Washington 31.2%

BLOCKS

1. Stanford 96.2%
2. Utah 79.5%
3. Oregon State 79.4%
4. California 76.2%
5. Arizona State 73.0%
6. Colorado 69.4%
7. Oregon 65.0%
8. UCLA 62.3%
9. Arizona 58.2%
10. Washington 48.6%
11. Washington State 33.1%
12. USC 6.7%

COMPOSITE SCHEDULE

All times listed are local to site.

Thurs., Oct. 27

Seattle Pacific at Arizona, 6:30 p.m. (Exh.) (FCS)

Tue., Nov. 1

Humboldt State at Arizona, 6:30 p.m. (Exh.) (FSAZ)
UC San Diego at California, 7:30 p.m. (Exh.)

Wed., Nov. 2

Grand Canyon at Oregon, 7 p.m. (Exh.)

Fri., Nov. 4

Pacific (Ore.) at Oregon State, 7 p.m. (Exh.)
Adams State at Utah, 7 p.m. (Exh.)
Seattle Pacific at Washington, 7 p.m. (Exh.) (RTNW)

Sat., Nov. 5

Ryerson at Stanford, 7 p.m. (Exh.)
Lewis-Clark State at Washington State (Exh.)
Arizona State at Grand Canyon, TBA (Exh.)

Sun., Nov. 6

Cal State San Bernardino vs. UCLA, 2 p.m. (Exh.) (1)
Lewis and Clark at Oregon, 3 p.m. (Exh.)

Mon., Nov. 7

Valparaiso at Arizona, 7 p.m. (2) (ESPN2)

Wed., Nov. 9

Duquesne at Arizona, 7 p.m. (2) (ESPN2)

Fri., Nov. 11

Central Arkansas at Stanford, 7 p.m.
Cal State Northridge at USC, 8 p.m. (USCTrojans.com)
Montana State at Arizona State, 2:30 p.m.
Loyola Marymount at UCLA, 7:30 p.m.
UC Irvine at California, 7:30 p.m.
Fort Lewis at Colorado, 8 p.m. (Exh.)
Oregon at Vanderbilt, 9 p.m. (FSN)

Sat., Nov. 12

Cal State Bakersfield at Oregon State, 1:30 p.m.
Georgia State at Washington, 2 p.m. (3)

Sun., Nov. 13

George Washington at California, 6:30 p.m. (4) (ESPN2)
Florida Atlantic at Washington, 5 p.m. (3)
Ball State at Arizona, 4 p.m. (FSAZ/KWBA)

Mon., Nov. 14

Fresno State at Stanford, 8 p.m. (6) (ESPN2)
San Diego Christian at Utah
Nebraska at USC, 7:30 p.m. (Prime)
Portland at Washington, 7 p.m. (3) (RTNW)
Washington State at Gonzaga, 9 p.m. (ESPN)
West Alabama at Oregon State, 7 p.m. (8)

Tue., Nov. 15

Pepperdine at Arizona State, 6:30 p.m.
Austin Peay at California, 7 p.m. (4) (ESPN2)
Middle Tennessee State at UCLA, 8 p.m.
Colorado State or SMU at Stanford, 8 p.m. (6) (ESPN2)

Wed., Nov. 16

Utah at Boise State
Hofstra at Oregon State, 7 p.m. (8)

Thurs., Nov. 17

St. John's vs. Arizona, 9:30 p.m. (10) (ESPN2)
Colorado vs. Wichita State, 7:30 p.m. (11) (ESPN2)
USC at San Diego State, 7 p.m. (The Mtn)
Sacramento State at Washington State
Eastern Washington at Oregon, 7 p.m. (CSNNW)

Fri., Nov. 18

New Mexico at Arizona State, TBD (FSAZ)
Arizona vs. Texas A&M or Mississippi State, TBD (10) (ESPN2)
Colorado vs. Alabama or Maryland, TBD (11)
Stanford at UC Davis, 7 p.m.

Sat., Nov. 19

Cal Poly at USC, 1 p.m. (12) (USCTrojans.com)
Oregon State vs. Texas, 9 p.m. (9)
Montana State at Utah

Sun., Nov. 20

Washington at St. Louis, 11 a.m. (CBS)
Washington State at Portland

Colorado vs. TBD (11)
Southeast Missouri State at Oregon, 2 p.m.

Mon., Nov. 21

California vs. Georgia, 7 p.m. (5) (ESPN)
UCLA vs. Chaminade, 3:30 p.m. (14) (ESPN2)
Oregon State vs. NC State or Vanderbilt, TBA (9)
TBD at Stanford (if not advancing in NIT Season Tip-Off)

Tue., Nov. 22

California vs. Notre Dame or Missouri, TBA (5) (ESPN)
Morgan State at USC, 7 p.m. (12) (USCTrojans.com)
TBD at Stanford (if lose NIT Season Tip-Off)
UCLA vs. Kansas or Georgetown, TBD (14) (ESPN/ESPN2)

Wed., Nov. 23

Stanford vs. TBD/NIT semifinals (7)
UCLA vs. TBD (14)
San Diego State at Arizona, 6:30 p.m. (FSAZ+)
Colorado at Air Force, 7 p.m. (The Mtn.)
Oregon at Nebraska, 8 p.m. (BTN)

Thurs. Nov. 24

Arizona State vs. Fairfield, 9:30 p.m. (15) (ESPN2)
Utah vs. Harvard, 9:30 p.m. (16) (HDNet)
Washington State vs. Oklahoma, 8:30 p.m. (17) (ESPN2)

Fri., Nov. 25

Stanford vs. TBD/NIT final (7)
USC at UNLV, 5 p.m. (13)
Arizona State vs. Dayton or Wake Forest, TBD (15) (ESPN2)
Utah vs. Florida State or UMass, TBD (16)
Washington State vs. New Mexico or Santa Clara, TBD (17) (ESPN2/U)
Houston Baptist at Washington, 3 p.m.

Sat., Nov. 26

USC vs. North Carolina or South Carolina, TBD (13)
Utah vs. TBD (16)
Denver at California, 2 p.m.
Oregon State at Towson State, 7 p.m.

Sun., Nov. 27

Arizona State at Old Spice Classic (15)
Washington State at 76 Classic in Anaheim (17)

Mon., Nov. 28

Pacific at Stanford, 7 p.m.
McNeese State at California, 7:30 p.m.
Pepperdine at UCLA, 8 p.m.
Georgia at Colorado, 6:30 p.m. (FSN)

Tue., Nov. 29

Arizona at New Mexico State, 7 p.m. (FSAZ+)
UTEP at Oregon, 7 p.m. (CSNNW)

Wed., Nov. 30

Portland State at Oregon
USC at UC Riverside, 7 p.m.
Colorado at Colorado State, 6 p.m. (The Mtn)

Thurs., Dec. 1

Stanford at Seattle, 7:10 p.m.

Fri., Dec. 2

Washington at Nevada, 8 p.m. (ESPN2)

Sat., Dec. 3

USC at Minnesota, 1:15 p.m. (BTN)
Arizona State at Tulsa, 3 p.m. (CBS SN)
Northern Arizona at Arizona, 4:30 p.m. (FSAZ/KWBA)
Texas at UCLA, 1:30 p.m. (FSN)
Utah at Fresno State
Eastern Washington at Washington State, 3:30 p.m. (ROOT NW)
Oregon vs. BYU, 3 p.m. (20) (ESPN2)

Sun., Dec. 4

North Carolina State at Stanford, 1 p.m. (FSN)
California at San Diego State, 2 p.m. (The Mtn)
Montana at Oregon State, 5 p.m. (RTNW)

Tue., Dec. 6

Washington vs. Marquette, 9 p.m. (18) (ESPN)

Wed., Dec. 7

Nevada at Arizona State, 6:30 p.m.
San Jose State at California, 7:30 p.m.



Marcus Capers, Washington State

Arizona at Florida, 7 p.m. (ESPN2)
Cal State Fullerton at Utah
Washington State at Idaho
Fresno State at Colorado, 7 p.m.

Fri., Dec. 9

Idaho at Oregon State, 7 p.m. (RTNW)
Wyoming at Colorado, 7 p.m. (RTRM)

Sat., Dec. 10

New Mexico at USC, 4 p.m. (FSW)
North Dakota State at Arizona State, 2 p.m.
Clemson at Arizona, 2 p.m. (FSN)
Penn vs. UCLA, 4 p.m. (22)
BYU at Utah, 12 noon. (FSN)
Washington vs. Duke, 12 noon (19) (CBS)
Fresno State at Oregon, 7 p.m. (CSNNW)

Sun., Dec. 11

Jackson State at California, 7:30 p.m.
Santa Clara at Washington State

Mon., Dec. 12

Portland State at Oregon, 7 p.m.

Tues., Dec. 13

Illinois-Chicago at Oregon State, 7 p.m. (RTNW)

Wed., Dec. 14

Eastern Washington at UCLA, 7:30 p.m.

Thurs., Dec. 15

Howard at Oregon State, 7 p.m.

Fri., Dec. 16

Weber State at California, 7:30 p.m.
UC Santa Barbara at Washington, 7 p.m. (RTNW)

Sat., Dec. 17

Georgia at USC, 7 p.m. (FSN)
Northern Arizona at Arizona State, 4 p.m. (FSAZ)
Arizona vs. Gonzaga, 1 p.m. (23) (CBS)
UC Davis vs. UCLA, TBA (22)
Idaho State at Utah
San Diego at Stanford, 5 p.m.

Sun., Dec. 18

South Dakota State at Washington, 12 Noon (RTNW)
Portland State at Oregon State, 7 p.m. (RTNW)
Virginia at Oregon, 2:30 p.m. (FSN)
Western Oregon at Washington State
Virginia at Oregon, 2:30 p.m. (FSN)

Mon., Dec. 19

Southern Miss at Arizona State, 8 p.m. (FSN)
UC Santa Barbara at California, 7:30 p.m.
Portland at Utah

Bethune Cookman at Stanford, 7 p.m.
Cal State Bakersfield at Colorado, 7 p.m.
TCU at USC, 7:30 p.m. (USCTrojans.com)

Tue., Dec. 20

Oakland at Arizona, 6 p.m. (FSAZ+/KWBA)
UC Irvine at UCLA, 7:30 p.m.
North Carolina Central at Oregon, 7 p.m. (21)

Wed., Dec. 21

Fresno State at Arizona State, TBA
Oregon State at Chicago State, 7 p.m.
Prairie View A&M at Oregon, 7 p.m. (21)

Thurs., Dec. 22

Stephen F. Austin at Oregon, 7 p.m. (21)
Kansas at USC, 8 p.m. (FSN)
Bryant University at Arizona, 5 p.m. (FSAZ/KWBA)
Utah at Weber State
Cal State Northridge at Washington, 7 p.m.
Pepperdine vs. Washington State (23)
Butler at Stanford, 6 p.m. (FSN)
Texas Southern at Colorado, 7 p.m.

Fri., Dec. 23

California at UNLV, 2 p.m. (The Mtn)
Richmond at UCLA, 7:30 p.m.

Wed., Dec. 28

New Orleans at Colorado, 7 p.m. (RTRM)

Thurs., Dec. 29

USC at California, 6 p.m. (CSN CA)
UCLA at Stanford, 8 p.m. (FSN)
Oregon State at Washington, 6 p.m. (RTNW)
Oregon at Washington State

Sat., Dec. 31

Arizona State at Arizona, TBA
UCLA at California, 1 p.m. (FSN)
USC at Stanford, 3:30 p.m. (FSW)
Utah at Colorado, 4 p.m. (RTRM)
Oregon State at Washington State, 3 p.m. (RTNW)
Oregon at Washington, 7 p.m. (ESPN2)

Thurs., Jan. 5

Arizona at UCLA, 8 p.m. (22) (FSN)
Arizona State at USC, 7 p.m.
California at Oregon State, 7 p.m.
Stanford at Oregon, 6 p.m. (CSNNW)
Washington at Colorado, 7 p.m. (RTRM)
Washington State at Utah

Sat., Jan. 7

Arizona State at UCLA, 7:30 p.m. (22) (FSAZ)
Stanford at Oregon State, 7 p.m. (RTNW)
Washington State at Colorado, 2 p.m. (FSN)
Washington at Utah, 12 noon (FSN)

Sun., Jan. 8

Arizona at USC, 2:30 p.m. (FSN)
California at Oregon, 4:30 p.m. (FSN)

Tues., Jan. 10

Seattle at Washington, 7 p.m. (RTNW)

Thurs., Jan. 12

Oregon State at Arizona, 6:30 p.m. (FSAZ/KWBA/RTNW)
Oregon at Arizona State, 8:30 p.m. (FSN)
Colorado at California, 8 p.m. (CSN CA)
Utah at Stanford

Sat., Jan. 14

Oregon at Arizona, 11 a.m. or 1:30 p.m. (CBS)
Oregon State at Arizona State, 6 p.m. (FSAZ/RTNW)
Utah at California, 7:30 p.m. (CSN CA)
Colorado at Stanford, 1 p.m. (FSN)

Sun., Jan. 15

Washington State at Washington, 4 p.m. (FSN)
UCLA at USC, 6 p.m. (FSN)

Thurs., Jan. 19

Arizona at Utah, TBA
Arizona State at Colorado, 6:30 p.m. (RTRM)
California at Washington, 5:30 p.m. (RTNW)
Stanford at Washington State, TBA
UCLA at Oregon State, 7:30 p.m. (FSN)

USC at Oregon, 5:30 p.m. (CSNNW)

Sat., Jan. 21

Arizona at Colorado, 4 p.m. (FSAZ/KWBA/RTRM)
Arizona State at Utah, TBA
California at Washington State, TBA
Stanford at Washington, 3 p.m. (RTNW)
USC at Oregon State, 7:30 p.m. (Prime/RTNW)
UCLA at Oregon, 1 p.m. (FSN)

Thurs., Jan. 26

Washington State at Arizona, 8:30 p.m. (FSN)
Washington at Arizona State, 6:30 p.m. (RTNW/FSAZ)
Colorado at USC, 7:30 p.m. (USCTrojans.com)
Utah at UCLA, 7:30 p.m.

Sat., Jan. 28

Washington at Arizona, 5 p.m. (ESPN)
Washington State at Arizona State, 3 p.m. (FSAZ)
Colorado at UCLA, 1 p.m.
Utah at USC, 8 p.m. (Prime)

Sun., Jan. 29

Stanford at California, 5:30 p.m. (FSN)
Oregon State at Oregon, 3:30 p.m. (FSN)

Thurs., Feb. 2

Arizona at California, 8 p.m. (FSN)
Arizona State at Stanford, TBA
Oregon State at Colorado, 7 p.m.
Oregon at Utah, TBA
UCLA at Washington, 6 p.m. (ESPN or ESPN2)
USC at Washington State, TBA

Sat., Feb. 4

Arizona at Stanford, 12 noon (FSN)
Arizona State at California, 2 p.m. (FSAZ)
Oregon at Colorado, 6 p.m. (RTRM)
Oregon State at Utah, TBA
UCLA at Washington State, 4 p.m. (RTNW)
USC at Washington, 8 p.m. (FSN)

Thurs., Feb. 9

(TV TBD - 6 p.m. PT, ESPN or ESPN2)
Colorado at Arizona, TBA
Utah at Arizona State, TBA
California at USC, TBA
Stanford at UCLA, TBA
Washington State at Oregon State, TBA
Washington at Oregon, 8 p.m. (FSN)

Sat., Feb. 11

Utah at Arizona, 12 Noon (FSN)
Colorado at Arizona State, 4:30 p.m. (FSAZ)
California at UCLA, 1 p.m. (FSN)
Washington State at Oregon, 2 p.m. (CSNNW)

Sun., Feb. 12

Washington at Oregon State, 2:30 p.m. (FSN)
Stanford at USC, 4:30 p.m. (FSN)

Wed., Feb. 15

USC at UCLA, 7:30 p.m. (Prime)

Thurs., Feb. 16

Arizona at Washington State, 6 p.m. (FSN)
Arizona State at Washington, 8 p.m. (FSN)
Oregon at California, 7:30 p.m. (CSN CA)
Oregon State at Stanford, TBA

Sat., Feb. 18

UCLA at St. John's, 1 p.m. (CBS)
Arizona at Washington, 12 noon (FSN)
Arizona State at Washington State, 5 p.m. (RTNW)
Oregon State at California, 7 p.m. (CSN CA)
Colorado at Utah, 3 p.m. (FSN)

Sun., Feb. 19

Oregon at Stanford, 4:30 p.m. (FSN)

Thurs., Feb. 23

(TV TBD - 7:30 p.m. PT, FSN)
USC at Arizona, TBA
UCLA at Arizona State, TBA
California at Utah, TBA
Stanford at Colorado, 6:30 p.m. or 7 p.m.

Sat., Feb. 25

UCLA at Arizona, 12 Noon (CBS)
USC at Arizona State, 6 p.m. (Prime/FSAZ)
Stanford at Utah
Washington at Washington State, 5 p.m. (RTNW)

Sun., Feb. 26

California at Colorado, 3:30 p.m. (FSN)
Oregon at Oregon State, 4:30 p.m. (FSN)

Thurs., Mar. 1

(TV TBD - 7:30 p.m. PT, FSN)
Colorado at Oregon
Utah at Oregon State
Washington State at UCLA
Washington at USC

Sat., Mar. 3

(TV TBD - 11 a.m. PT, CBS; 1 p.m. PT, FSN)
Colorado at Oregon State
Utah at Oregon
Washington at UCLA
Washington State at USC

Sun., Mar. 4

Arizona at Arizona State, 1:30 p.m. (FSN)
California at Stanford, 2:30 p.m. (FSN)

Pac-12 Tournament

STAPLES Center - Los Angeles

Wed., Mar. 7

No. 8 Seed vs. No. 9 Seed, 12 noon (FSN)
No. 5 Seed vs. No. 12 Seed, 2:30 p.m. (FSN)
No. 7 Seed vs. No. 10 Seed, 6 p.m. (FSN)
No. 6 Seed vs. No. 11 Seed, 8:30 p.m. (FSN)

Thurs., Mar. 8

Quarterfinal #1, 12 noon (FSN)
Quarterfinal #2, 2:30 p.m. (FSN)
Quarterfinal #3, 6 p.m. (FSN)
Quarterfinal #4, 8:30 p.m. (FSN)

Fri., Mar. 9

Semifinal #1, 6 p.m. (FSN)
Semifinal #2, 8:30 p.m. (FSN)

Sat., Mar. 10

Pac-12 Championship, 3 p.m. (CBS)

Tournaments/Neutral Sites

- (1) Ontario, Calif. (Citizen's Bank Arena)
- (2) Coaches vs. Cancer, Tucson, Ariz.
- (3) Basketball Travelers Tournament, Seattle, Wash.
- (4) CBE Tournament, Berkeley, Calif.
- (5) CBE Tournament, Kansas City, Kan.
- (6) NIT Preseason Tipoff, Stanford, Calif.
- (7) NIT Preseason Tipoff Finals, N.Y., N.Y.
- (8) Legends Classic, Corvallis, Ore.
- (9) Legends Classic, New Jersey
- (10) Coaches vs. Cancer, N.Y., N.Y.
- (11) Puerto Rico Tip-Off, San Juan, P.R.
- (12) Las Vegas Invite, Los Angeles, Calif.
- (13) Las Vegas Invite, Las Vegas, Nev.
- (14) EA Sports Maui Invitational, Lahaina, Maui
- (15) Orlando Old Spice Classic, Orlando, Fla.
- (16) Battle 4 Atlantis, Bahamas
- (17) 76 Classic at Anaheim, Anaheim, Calif.
- (18) Jimmy V Classic, N.Y., N.Y. (MSG)
- (19) New York, N.Y. (Madison Square Garden)
- (20) Salt Lake City, Utah (EnergySolutions Arena)
- (21) Global Sports Hoops Showcase, Eugene, Ore.
- (22) Anaheim, Calif. (Honda Center)
- (23) Seattle, Wash. (KeyArena)

All UCLA home games at Los Angeles Sports Arena unless otherwise noted

PAC-12 TELEVISION SCHEDULE



The 2011-12 Pac-12 Conference basketball television package features 67 men's contests telecast to national and regional audiences. The package includes 56 games nationally on FSN, seven nationally or regionally on CBS (including the Pac-12 Tournament championship game), and four nationally on ESPN or ESPN2. Additional appearances will be made through other conference television agreements and various in-season tournaments.

Approximately 80 games will be arranged for local telecast and announced by the institutions. Many of these telecasts arranged by the institutions will be aired on one of several FSN regionals, other regional sports networks and local broadcast stations in the Pac-12 market (FOX Sports Arizona, ROOT Sports Northwest, Prime Ticket, FOX Sports West, Comcast SportsNet Bay Area, Comcast SportsNet California, Oregon Sports Network, ROOT Sports Rocky Mountain, and KJZZ TV). In addition, each institution may make games available on the internet through streaming video.

Date	Game	Air Time (EST/PST)	Network
Mon., Nov. 28	Georgia at Colorado	8:30 p.m./5:30 p.m.	FSN
Sat., Dec. 3	Texas at UCLA (1)	4:30 p.m./1:30 p.m.	FSN
Sun., Dec. 4	North Carolina State at Stanford	4:00 pm/1:00 p.m.	FSN
Sat., Dec. 10	Washington vs. Duke (2)	12 noon/9:00 a.m.	CBS
	BYU at Utah	2:00 p.m./11:00 a.m.	FSN
	Clemson at Arizona	4:00 p.m./1:00 p.m.	FSN
Sat., Dec. 17	Arizona vs. Gonzaga (3)	4:00 p.m./1:00 p.m.	CBS
	Georgia at USC	10:00 p.m./7:00 p.m.	FSN
Sun., Dec. 18	Virginia at Oregon	5:30 p.m./2:30 p.m.	FSN
Mon., Dec. 19	Southern Miss at Arizona State	10:00 p.m./7:00 p.m.	FSN
Thurs., Dec. 22	Butler at Stanford	9:00 p.m./6:00 p.m.	FSN
	Kansas at USC	11:00 p.m./8:00 p.m.	FSN
Thurs., Dec. 29	UCLA at Stanford	11:00 p.m./8:00 p.m.	FSN
Sat., Dec. 31	UCLA at California	4:00 p.m./1:00 p.m.	FSN
	Oregon at Washington	10:00 p.m./7:00 p.m.	ESPN2
Thurs., Jan. 5	Arizona at UCLA (4)	11:00 p.m./8:00 p.m.	FSN
Sat., Jan. 7	Washington at Utah	2:00 p.m./11:00 a.m.	FSN
	Washington State at Colorado	4:00 p.m./1:00 p.m.	FSN
Sun., Jan. 8	Arizona at USC	5:30 p.m./2:30 p.m.	FSN
	California at Oregon	7:30 p.m./4:30 p.m.	FSN
Thurs., Jan. 12	Oregon at Arizona State	10:30 p.m./7:30 p.m.	FSN
Sat., Jan. 14	Oregon at Arizona	1:00 p.m./10:00 a.m. OR	CBS
		3:30 p.m./12:30 p.m.	
	Colorado at Stanford	4:00 p.m./1:00 p.m.	FSN
Sun., Jan. 15	Washington State at Washington	7:00 p.m./4:00 p.m.	FSN
	UCLA at USC	9:00 p.m./6:00 p.m.	FSN
Thurs., Jan. 19	UCLA at Oregon State	10:30 p.m./7:30 p.m.	FSN
Sat., Jan. 21	UCLA at Oregon	4:00 p.m./1:00 p.m.	FSN
Thurs., Jan. 26	Washington State at Arizona	10:30 p.m./7:30 p.m.	FSN
Sat., Jan. 28	Washington at Arizona	7:00 p.m./4:00 p.m.	ESPN
Sun., Jan. 29	Oregon State at Oregon	6:30 p.m./3:30 p.m.	FSN
	Stanford at California	8:30 p.m./5:30 p.m.	FSN
Thurs., Feb. 2	UCLA at Washington	9:00 p.m./6:00 p.m.	ESPN/ ESPN2
	Arizona at California	11:00 p.m./8:00 p.m.	FSN
Sat., Feb. 4	Arizona at Stanford	3:00 p.m./12 noon	FSN
	USC at Washington	11:00 p.m./8:00 p.m.	FSN
Thurs., Feb. 9	TBD (Wildcard game)	9:00 p.m./6:00 p.m.	ESPN/ESPN2
	Colorado at Arizona OR		
	Utah at Arizona State OR		
	California at USC OR		
	Stanford at UCLA (1) OR		
	Washington State at Oregon State		
	Washington at Oregon	11:00 p.m./8:00 p.m.	FSN
Sat., Feb. 11	Utah at Arizona	2:00 p.m./11:00 a.m.	FSN
	California at UCLA (1)	4:00 p.m./1:00 p.m.	FSN
Sun., Feb. 12	Washington at Oregon State	5:30 p.m./2:30 p.m.	FSN
	Stanford at USC	7:30 p.m./4:30 p.m.	FSN
Thurs., Feb. 16	Arizona at Washington State	9:00 p.m./6:00 p.m.	FSN
	Arizona State at Washington	11:00 p.m./8:00 p.m.	FSN
Sat., Feb. 18	UCLA at St. John's	1:00 p.m./10:00 a.m.	CBS
	Arizona at Washington	4:00 p.m./1:00 p.m.	FSN
	Colorado at Utah	6:00 p.m./3:00 p.m.	FSN
Sun., Feb. 19	Oregon at Stanford	7:30 p.m./4:30 p.m.	FSN

Thurs., Feb. 23	TBD (Wildcard game)	10:30 p.m./7:30 p.m.	FSN
	USC at Arizona OR		
	UCLA at Arizona State OR		
	California at Utah OR		
	Stanford at Colorado		
Sat., Feb. 25	UCLA at Arizona	2:00 p.m./11:00 a.m.	CBS
Sun., Feb. 26	California at Colorado	5:30 p.m./2:30 p.m.	FSN
	Oregon at Oregon State	7:30 p.m./4:30 p.m.	FSN
Thurs., Mar. 1	TBD (Wildcard)	10:30 p.m./7:30 p.m.	FSN
	Washington at USC OR		
	Washington State at UCLA (1) OR		
	Colorado at Oregon OR		
	Utah at Oregon State		
Sat., Mar. 3	TBD (Wildcard)	2:00 p.m./11:00 a.m.	CBS
	Washington State at USC OR		
	Washington at UCLA (1) OR		
	Utah at Oregon OR		
	Colorado at Oregon State		
	TBD (Wildcard)	4:00 p.m./1:00 p.m.	FSN
	Washington State at USC OR		
	Washington at UCLA (1) OR		
	Utah at Oregon OR		
	Colorado at Oregon State		
Sun., Mar. 4	Arizona at Arizona State	3:30 p.m./12:30 p.m.	FSN
	California at Stanford	5:30 p.m./2:30 p.m.	FSN

Wildcard selection for February 9, 2012, will be made on Monday, January 30, 2012.
 Wildcard selection for February 23, 2012, will be made on Monday, February 13, 2012.
 Wildcard selections for March 1 & 3, 2012, will be made on Monday, February 20, 2012.

2012 Pac-12 Men's Basketball Tournament - STAPLES Center, Los Angeles


Wed., Mar. 7	No. 8 seed vs. No. 9 seed	3:00 p.m./12 noon	FSN
Wed., Mar. 7	No. 5 seed vs. No. 12 seed	5:30 p.m./2:30 p.m.	FSN
Wed., Mar. 7	No. 7 seed vs. No. 10 seed	9:00 p.m./6:00 p.m.	FSN
Wed., Mar. 7	No. 6 seed vs. No. 11 seed	11:30 p.m./8:30 p.m.	FSN
Thurs., Mar. 8	Quarterfinal #1	3:00 p.m./12 noon	FSN
Thurs., Mar. 8	Quarterfinal #2	5:30 p.m./2:30 p.m.	FSN
Thurs., Mar. 8	Quarterfinal #3	9:00 p.m./6:00 p.m.	FSN
Thurs., Mar. 8	Quarterfinal #4	11:30 p.m./8:30 p.m.	FSN
Fri., Mar. 9	Semifinal #1	9:00 p.m./6:00 p.m.	FSN
Fri., Mar. 9	Semifinal #2	11:30 p.m./8:30 p.m.	FSN
Sat., Mar. 10	Pac-12 Championship game	6:00 p.m./3:00 p.m.	CBS

Neutral Sites & Tournaments:

- (1) Los Angeles, Calif. (Sports Arena)
- (2) New York, N.Y. (Madison Square Garden)
- (3) Seattle, Wash. (KeyArena)
- (4) Anaheim, Calif. (Honda Center)

NOTE: Live coverage of local events in each FSN region may supersede live coverage of college basketball. Check local listing and times. Other contests may be televised as part of an institution's local TV package.





FIRST ROUND

Tuesday, March 13 & Wednesday, March 14:
Dayton Arena, Dayton, Ohio
(University of Dayton, host)

SECOND & THIRD ROUNDS

Thursday, March 15 & Saturday, March 17:
The Pit, Albuquerque, N.M.
(University of New Mexico, host)
KFC Yum! Center, Louisville, Ky.
(University of Louisville, host)
Consol Energy Center, Pittsburgh, Pa.
(Duquesne University, host)
Rose Garden Arena, Portland, Ore.
(University of Oregon, host)

Friday, March 16 & Sunday, March 18:

Nationwide Arena, Columbus, Ohio
(Ohio State University, host)
Greensboro Coliseum, Greensboro, N.C.
(Atlantic Coast Conference, host)
Bridgestone Arena, Nashville, Tenn.
(Ohio Valley Conference, host)
CenturyLink Center Omaha, Omaha, Neb.
(Creighton University, host)

REGIONALS

Thursday, March 22 & Saturday, March 24:
TD Garden, Boston, Mass.
(Boston College, host)

US Airways Center, Phoenix, Ariz.
(Arizona State University, host)

Friday, March 23 & Sunday, March 25:

Georgia Dome, Atlanta, Ga.
(Georgia Tech, host)
Edward Jones Dome, St. Louis, Mo.
(St. Louis University, host)

FINAL FOUR

Saturday, March 31 and Monday, April 2:
Louisiana Superdome, New Orleans, La.
(Tulane University, host)
Information, website: www.ncaasports.com

Future Final Four Sites

2013 Georgia Dome, Atlanta (April 6 & 8)
2014 Cowboys Stadium, North Texas (April 5 & 7)
2015 Lucas Oil Stadium, Indianapolis (April 4 & 6)
2016 Reliant Stadium, Houston (April 2 & 4)



Kyle Fogg, Arizona



► UCLA's Lew Alcindor (Kareem Abdul-Jabbar) and Bill Walton flank John Wooden - arguably two of the greatest college players and coach ever.

as Oregon defeated Texas, Oklahoma and Ohio State en route to the title in Evanston, Ill. USC was in the Final Four the next year, while Washington State advanced to the title game in 1941, but fell to Wisconsin by five, 39-34. Stanford claimed the NCAA crown the following year with a 53-38 win over Dartmouth. Utah, which joined the Pac-12 in 2011, captured the 1944 NCAA title with a 42-40 overtime victory over Dartmouth.

Pete Newell's California Golden Bears won the 1959 NCAA title with a win over West Virginia, and were runners-up to Ohio State the following season.

Then came UCLA and its unlikely-to-ever-be-duplicated-again feat of seven consecutive NCAA Championships (11 overall), which was engineered by the great John Wooden - "The Wizard of Westwood." The Bruins actually won a pair of titles in 1964 and '65, then began their streak in 1967 (Alcindor's first season).



► Arizona's Andre Iguodala is one of four former Pac-10 players to play for Team USA in the 2010 World Championships. Credit: Garrett Ellwood/NBAE/Getty Images

A loss to North Carolina State in the 1974 Finals ended the streak, but UCLA came back the following season to defeat Kentucky for its 10th title in 12 years.

After UCLA captured the school's 11th title in 1995 with a victory over Arkansas, the Arizona Wildcats became the sixth Pac-12 team to capture the league's 16th men's basketball championship in 1997. The Wildcats became the first team in the history of the tournament to defeat three number one seeds (Kansas, North Carolina and Kentucky) en route to the title.

In recent years, the Pac-12 has enjoyed a large amount of success - as evidenced by NCAA "Sweet 16" appearances in 22 of the past 24 seasons, at least half its teams in postseason play in 21 of the last 23 seasons, 12 national and freshman players of the year in the last 22 seasons and a couple of NIT pre- and postseason titles, just to name a few of the accolades - giving the Pac-12 the right to proudly be referred to as "The Conference of Champions."

With 16 NCAA Championships (by six different schools) under its belt, it's easy to see why Pac-12 Basketball has as rich and as storied a tradition of hoop excellence as any Conference - if not more so.


Some of the best ever to play the game have passed through this league - Jason Kidd, Gary Payton, Kareem Abdul-Jabbar (Lew Alcindor), Bill Walton, Hank Luisetti, Sidney Wicks, Bob Houbregs, Jack Gardner. The same is true on the coaching side - John Wooden, Slats Gill, Ralph Miller, Pete Newell, Marv Harshman, Everett Dean, Lute Olson.

The "Conference of Champions" has claimed a record 16 NCAA Tournament titles, 38 NCAA Final Four Appearances, 90 consensus All-Americans, 17 National Players of the Year, 21 Naismith Memorial Basketball Hall of Fame members . . . well, you get the picture.

Pac-12 Basketball began 93 seasons ago with the formation of the Pacific Coast Conference. California won the first title in 1916 with a 5-3 record, ahead of competitors Oregon State (5-3) and Washington (2-6). That season also produced the league's first All-American, Ade Sieberts of Oregon State. Six teams competed the following year, and Washington State's 8-1 mark stood above the others.

With the expansion of the PCC to eight teams in 1922, the league was split into north and south divisions, with the divisional champions meeting in a playoff. Idaho defeated California in the first playoff and produced the Conference's fifth All-American in eight seasons in Al Fox.

The NCAA Tournament became a reality with the 1939 season, and a Pac-12 (PCC) team was the first to win it,



► Oregon State's Gary Payton was one of college basketball's most dominant players in the mid-1980's.

THIS IS PAC-12 BASKETBALL. . .

- 16 NCAA titles - more than any other conference.
- Since 2008, the Pac-12 has had 17 players drafted in the first round of the NBA.
- Seven former Pac-12 players on the 2010-12 USA National Team roster - more than any other conference.



▶ Arizona's Solomon Hill will look to lead Arizona in defense of its Pac-12 regular season title.



▶ Washington's Lorenzo Romar will attempt to capture three consecutive Pac-12 Tournament crowns.



▶ California's Allen Crabbe, the league's Freshman of the Year, will guide the Golden Bears in quest of its second league title in three years.

WILDCAT FACTS

Location: Tucson, AZ 85721
Founded/Enrollment: 1885/39,200
Colors: Cardinal & Navy
 (Pantone® 200/281)
Joined Pac-12: 1978-79
All-time record: 1,595-880-1 (107 seasons)

Interim President: Eugene Sander
Faculty Rep: Jory Hancock
Athletic Director: Greg Byrne
SWA: Kathleen L. LaRose

Head Coach: Sean Miller (Pittsburgh, '92)
Career Record: 166-70 (7 years)
Arizona Record: 46-23 (2 years)
Pac-12 Record: 24-12 (2 years)
Office: (520) 621-4813
Fax: (520) 621-2202

Associate Head Coach: James Whitford
Assistant Coaches: Emanuel Richardson, Joe Pasternack

Basketball SID: Richard Paige
E-mail: rpaige@email.arizona.edu
Office: (520) 621-4163
Cell: (520) 850-2118

Local Radio: KCUB (1290 AM)

Home Court: McKale Center
 (14,545/1973)
Record in McKale: 492-96 (39 years)
Press Row Phone: (520) 621-4334
Press Will-Call: Northeast entrance
Press Row Location: Courtside across from benches, baselines

RECORD HOLDERS

POINTS

Career: 2555 – Sean Elliott, 1986-89
Season: 848 – Khalid Reeves, 1994
Game: 46 – Ernie McCray vs. CSLA, 2/6/60

THREE-POINT FIELD GOALS

Career: 342 – Salim Stoudamire, 2002-05
Season: 120 – Salim Stoudamire, 2005
Game: 9 – Salim Stoudamire vs. Oregon State, 2/20/05

REBOUNDS

Career: 1190 – Al Fleming, 1973-76
Season: 375 – Jordan Hill, 2008-09
Game: 26 – Bill Reeves vs. UCSB, 2/1/56
 Joe Skaisgir vs. CSLA, 1/31/62

ASSISTS

Career: 810 – Russell Brown, 1978-81
Season: 247 – Russell Brown, 1979
Game: 19 – Russell Brown vs. Grand Canyon, 12/8/79

STEALS

Career: 245 – Jason Terry, 1996-99
Season: 85 – Jason Terry, 1997
Game: 9 – Bennett Davison vs. Stanford, 2/28/98

BLOCKED SHOTS

Career: 278 – Anthony Cook, 1986-89
Season: 102 – Loren Woods, 2000
Game: 14 – Loren Woods vs. Oregon, 2/3/00

ARIZONA NUMERICAL ROSTER

No.	Name	Pos.	Ht.	Wt.	Yr.	Exp.	Hometown (Last School)
0	Dondre Wise	G	6-1	214	Sr	2L	Houston, Texas/Pima (Ariz.) CC
1	Sidiki Johnson	F	6-8	220	Fr.	HS	Bronx, N.Y./Wadleigh HS
3	Kevin Parrom	G/F	6-6	205	Jr.	2L	Bronx, N.Y./South Kent (Conn.) HS
5	Robert Arvizu	G	6-0	182	So.	1L#	Phoenix, Ariz./North HS
11	Josiah Turner	G	6-3	185	Fr.	HS	Sacramento, Calif./Quality Education Academy (N.C.)
13	Nick Johnson	G	6-2	195	Fr.	HS	Gilbert, Ariz./Findlay Prep (Nev.)
14	Kyryl Natyazhko	C	6-11	264	Jr.	2L	Dnipropetrovsk, Ukraine/IMG Academy (Fla.)
20	Jordin Mayes	G	6-2	190	So.	1L	Los Angeles, Calif./Westchester HS
21	Kyle Fogg	G	6-3	190	Sr.	3L	Brea, Calif./Brea Olinda HS
24	Brendon Lavender	G	6-5	215	Sr.	3L	Mesa, Ariz./Mountain View HS
30	Angelo Chol	F	6-9	215	Fr.	HS	Khartoum, Sudan/Hoover H.S. (Calif.)
44	Solomon Hill	F	6-6	226	Jr.	2L	Los Angeles, Calif./Fairfax HS
50	Alex Jacobson	C	7-0	251	Sr.	3L*	Santa Ana, Calif./Mater Dei HS
33	Jesse Perry	F	6-7	220	Sr.	1L	St. Louis, Mo./John A. Logan (Ill.) CC
52	Max Wiepking	F	6-6	200	Jr.	2L#	Englewood, Colo./Kent Denver School

* - Has used redshirt year. # - Walk-on. Returning starter in **bold**.



HEAD COACH - SEAN MILLER

- Appointed Arizona's head men's basketball coach on April 7, 2009, becoming the sixth head coach in the last 83 years.
- In just his second year at Arizona, earned Pac-10 Coach of the Year honors as he led the Wildcats to their 12th league title, the school's third 30-win season and an NCAA Elite Eight appearance.
- Coached Xavier to three straight Atlantic-10 Conference regular season championships while compiling a 120-47 (.719) record in five seasons.
- In 2007-08, set a record for most victories in a season at Xavier, 30, earning Atlantic-10 Conference Coach of the Year honors.
- Played on the United States' 1991 World University Games team that earned a gold medal.

MILLER YEAR-BY-YEAR

Year	School	ALL W-L	CONFERENCE W-L	Fin.	Conf.	POSTSEASON NCAA	Other
2004-05	Xavier	17-12	10-6	T2nd	A-10		
2005-06	Xavier	21-11	8-8	T7th	A-10	0-1	
2006-07	Xavier	25-9	13-3	T1st	A-10	1-1	
2007-09	Xavier	30-7	14-2	1st	A-10	3-1	
2008-09	Xavier	27-8	12-4	1st	A-10	2-1	
<i>Xavier totals (5 years)</i>		<i>120-47 (.719)</i>	<i>57-23 (.713)</i>			<i>6-4 (.600)</i>	<i>0-0</i>
2009-10	Arizona	16-15	10-8	4th	Pac-10		
2010-11	Arizona	30-8	14-4	1st	Pac-10	3-1	
<i>Arizona totals (2 years)</i>		<i>46-23 (.667)</i>	<i>24-12 (.667)</i>			<i>3-1 (.750)</i>	<i>0-0</i>
Career totals (7 years)		166-70 (.703)	81-35 (.698)			9-5 (.643)	0-0

2011-12 SCHEDULE

October
 Sat., 22.....Red-Blue Game (X).....2 p.m.
 Thurs., 27.....Seattle Pacific (X).....6:30 p.m. FCS

November
 Tues., 1Humboldt State (X)6:30 p.m. FSAZ
 Mon., 7Valparaiso7 p.m. ESPN2
 Wed., 9Duquesne (1)7 p.m. ESPN2
 Sun., 13.....Ball State4 p.m. FSAZ
 Thurs., 17.....St. John's (2)9:30 p.m. ESPN2
 Fri., 18.....Miss. St./Texas A&M (2)..4:30/7 p.m. ESPN2
 Wed., 23.....San Diego State6:30 p.m. FSAZ+
 Tues., 29at New Mexico State7 p.m. FSAZ+

December
 Sat., 3Northern Arizona4:30 p.m. FSAZ
 Wed., 7at Florida7 p.m. ESPN2
 Sat., 10.....Clemson2 p.m. FSN
 Sat., 17.....vs. Gonzaga1 p.m. CBS
 Tues., 20Oakland6 p.m. FSAZ+
 Thurs., 22.....Bryant University5 p.m. FSAZ
 Sat., 31Arizona State*TBATBA

January
 Thurs., 5.....at UCLA*8 p.m. FSN
 Sun., 8.....at USC*2:30 p.m. FSN
 Thurs., 12.....Oregon State*6:30 p.m. FSAZ
 Sat., 14.....Oregon*11a.m. or 1:30 p.m. CBS
 Thurs., 19.....at Utah*TBATBA
 Sat., 21.....at Colorado*4 p.m. FSAZ
 Thurs., 26.....Washington State*8:30 p.m. FSN
 Sat., 28.....Washington*5 p.m. ESPN

February
 Thurs., 2.....at California*8 p.m. FSN
 Sat., 4.....at Stanford*12 p.m. FSN
 Thurs., 9.....Colorado*TBATBA
 Sat., 11.....Utah*12 noonFSN
 Thurs., 16.....at Washington State*6 p.m. FSN
 Sat., 18.....at Washington*12 noonFSN
 Thurs., 23.....USC*TBATBA
 Sat., 25.....UCLA*12 noonCBS

March
 Sun., 4.....at Arizona State*1:30 p.mFSN
 7-10Pacific Life Pac-12 Tournament (3) FSN/CBS

- (1) 2K Sports Classic benefiting Coaches vs. Cancer
- (2) 2K Sports Classic benefiting Coaches vs. Cancer, New York, N.Y. (Madison Square Garden)
- (3) Los Angeles, Calif. (STAPLES Center)
- * Pac-12 game
- Game times local to site.

2011-12 SCHEDULE

2010-11 RESULTS
(30-8, 14-4)

11/14	Idaho State	W	90-42
11/18	New Mexico State	W	83-57
11/21	Northern Colorado (1)	W	93-70
11/23	Bethune-Cookman (1)	W	78-45
11/26	vs. Santa Clara (2)	W	82-59
11/27	vs. No. 6 Kansas (2)	L	79-87
12/1	at Rice	W	84-57
12/5	Oklahoma (3)	W	83-60
12/8	Cal State Fullerton	W	73-62
12/11	vs. No. 18 BYU (4)	L	65-87
12/16	Northern Arizona	W	63-58
12/19	at North Carolina State	W	72-62
12/22	Robert Morris	W	82-56
12/30	at Oregon*	W	76-57
1/2	at Oregon State*	L	75-76
1/6	California*	W	73-71
1/9	Stanford*	W	67-57
1/15	Arizona State*	W	80-69
1/20	at No. 20 Washington*	L	68-85
1/22	at Washington State*	W	65-63
1/27	UCLA*	W	85-74
1/29	USC*	W	82-73
2/3	at Stanford*	W	78-69
2/5	at California*	W/3OT	107-105
2/13	at Arizona State*	W	67-52
2/17	Washington State*	W	79-70
2/19	Washington*	W	87-86
2/24	at USC*	L	57-65
2/26	at UCLA*	L	49-71
3/3	Oregon State*	W	70-59
3/5	Oregon*	W	90-82
3/10	vs. Oregon State (5)	W	78-69
3/11	vs. USC (5)	W	67-62
3/12	vs. Washington (5)	L/OT	75-77
3/18	vs. Memphis (6)	W	77-75
3/20	vs. Texas (6)	W	70-69
3/24	vs. Duke (7)	W	93-77
3/26	vs. Connecticut (7)	L	63-65

- (1) iBN Las Vegas Invitational - Tucson, Ariz.
- (2) Las Vegas, Nev.
- (3) Big 12/Pac-10 Hardwood Series
- (4) Salt Lake City, Utah
- (5) Pacific Life Pac-10 Tournament - Los Angeles
- (6) NCAA Tournament 2nd/3rd Rounds - Tulsa
- (7) NCAA Tournament Regionals - Anaheim

RECENT FINISHES

Year	CONF.		ALL		Post.
	W-L	Fin.	W-L		
78-79	10-8	4t	16-11		
79-80	6-12	6	12-15		
80-81	8-10	5t	13-14		
81-82	4-14	8t	9-18		
82-83	1-17	10	4-24		
83-84	8-10	5t	11-17		
84-85	12-6	3t	21-10	NCAA	
85-86	14-4	1	23-9	NCAA	
86-87	13-5	2	18-12	NCAA	
87-88	17-1	1*	35-3	NCAA^	
88-89	17-1	1*	29-4	NCAA	
89-90	15-3	1t*	25-7	NCAA	
90-91	14-4	1	28-7	NCAA	
91-92	13-5	3	24-7	NCAA	
92-93	17-1	1	24-4	NCAA	
93-94	14-4	1	29-6	NCAA^	
94-95	13-5	2	23-8	NCAA	
95-96	13-5	2	26-7	NCAA	
96-97	11-7	5	25-9	NCAA#	
97-98	17-1	1	30-5	NCAA	
98-99	13-5	2	22-7	NCAA	
99-00	15-3	1t	27-7	NCAA	
00-01	15-3	2	28-8	NCAA+	
01-02	12-6	2t*	24-10	NCAA	
02-03	17-1	1	28-4	NCAA	
03-04	11-7	3	20-10	NCAA	
04-05	15-3	1	30-7	NCAA	
05-06	11-7	4t	20-13	NCAA	
06-07	11-7	3t	20-11	NCAA	
07-08	8-10	7	19-15	NCAA	
08-09	9-9	5t	21-14	NCAA	
09-10	10-8	4	16-15		
10-11	14-4	1	30-8	NCAA	

- * - Pac-10 Tournament Champion
- ^ - NCAA Final Four
- # - NCAA Champion
- + - NCAA runner-up

2010-11 ARIZONA STATISTICS (Overall: 30-8, Pac-10: 14-4/1st)

Player	GP-GS	Min/Avg	TOTAL		3-PTS		REBOUNDS		PF-FO	A	TO	Blk	Stl	Pts	Avg			
			FG-A	Pct	3FG-A	Pct	FT-A	Pct								Off/Def	Tot	Avg
Williams, Derrick	38-38	1141/30.0	226-380	.595	42-74	.568	247-331	.746	105/209	314	8.3	106-5	43	100	26	37	741	19.5
Jones, Lamont	38-38	988/26.0	130-311	.418	25-79	.316	82-99	.828	10/50	60	1.6	65-1	93	72	1	24	367	9.7
Fogg, Kyle	38-34	968/25.5	94-252	.373	50-141	.355	71-95	.747	6/64	70	1.8	87-2	99	55	9	30	309	8.1
Hill, Solomon	38-38	957/25.2	104-214	.486	17-48	.354	78-100	.780	65/114	179	4.7	86-2	66	64	7	32	303	8.0
Parrom, Kevin	38-3	765/20.1	100-197	.508	38-91	.418	51-69	.739	41/90	131	3.4	60-1	75	42	12	24	289	7.6
Perry, Jesse	38-25	741/19.5	90-191	.471	7-25	.280	63-91	.692	56/113	169	4.4	49-1	27	40	16	9	250	6.6
Horne, Jamelle	38-13	686/18.1	80-178	.449	43-107	.402	29-38	.763	29/98	127	3.3	90-2	30	33	14	13	232	6.1
Mayes, Jordin	38-0	543/14.3	67-152	.441	39-86	.453	14-28	.500	6/28	34	0.9	41-0	47	29	0	12	187	4.9
Lavender, Brendon	38-1	406/10.7	43-113	.381	29-77	.377	20-27	.741	3/31	34	0.9	36-0	38	20	3	12	135	3.6
Natyazhko, Kyryl	38-0	361/9.5	29-58	.500	4-7	.571	9-10	.900	24/58	82	2.2	62-1	12	15	10	3	71	1.9
Bejarano, Daniel	8-0	30/3.8	1-8	.125	1-8	.125	3-4	.750	1/3	4	0.5	0-0	0	0	0	1	6	0.8
Jacobson, Alex	17-0	76/4.5	4-8	.500	0-0	.000	0-1	.000	3/7	10	0.6	19-0	1	5	0	0	8	0.5
Arvizu, Robert	5-0	7/1.4	0-0	.000	0-0	.000	2-2	1.000	1/0	1	0.2	2-0	0	2	0	0	2	0.4
Wiepking, Max	8-0	11/1.4	1-2	.500	1-2	.500	0-2	.000	0/2	2	0.3	2-0	0	1	0	0	3	0.4
Wise, Dondre	7-0	20/2.9	0-0	.000	0-0	.000	2-2	1.000	0/2	2	0.3	1-0	5	1	0	0	2	0.3
TEAM									58/42	100	2.6	1		5				
ARIZONA	38		969-2064	.469	296-745	.397	671-899	.746	408/911	1319	34.7	707-15	536	484	98	197	2905	76.4
Opponents	38		940-2115	.444	175-598	.293	525-774	.678	375/792	1167	30.7	753-496	476	129	225	2580	67.9	

SUN DEVIL FACTS

Location: Tempe, AZ 85287-2505
Founded/Enrollment: 1885/72,250
Colors: Maroon & Gold (Pantone® 208/123)
Joined Pac-12: 1978-79
All-time Record: 1,240-1,109 (99 years)

President: Dr. Michael Crow
Faculty Rep: Dr. Gary Grossman
Athletic Director: Lisa Love
SWA: Dawn Rogers

Head Coach: Herb Sendek
 (Carnegie-Mellon, '85)
Career Record: 342-233 (18 years)
ASU Record: 88-75 (5 years)
Pac-12 Record: 38-57 (5 years)
Office: (480) 965-3261
Fax: (480) 965-9082

Associate Head Coach: Dedrique Taylor
Assistant Coaches: Scott Pera, Lamont Smith

Basketball SID: Doug Tammaro
E-Mail: tammaro@asu.edu
Office: (480) 965-5799
Cell: (480) 734-7795

Local Radio: KTAR (620 AM)

Home Court: Wells Fargo Arena
 (10,734/1974)

Record in WFA: 367-170 (34 years)
Press Row Phone: (480) 965-7274/4778
Press Will-Call: Ticket office, west side
Press Row Location: Courtside and above opponent bench

RECORD HOLDERS

POINTS

Career: 2044 – Eddie House, 1997-2000
Season: 736 – Eddie House, 2000
Game: 61 – Eddie House vs. Cal, 1/8/00

THREE-POINT FIELD GOALS

Career: 323 – Stevin Smith, 1991-94
Season: 113 – Stevin Smith, 1993
Game: 10 – Twice. Last, Stevin Smith vs. Oregon State, 1/27/94

REBOUNDS

Career: 1022 – Tony Cerkvenik, 1960-63
Season: 415 – Tony Cerkvenik, 1961
Game: 27 – Mark Landsberger vs. San Diego State, 12/3/76

ASSISTS

Career: 551 – Derek Glasser, 2007-10
Season: 294 – Ahlon Lewis, 1998
Game: 16 – Ahlon Lewis vs. Northern Arizona, 12/23/97

STEALS

Career: 258 – Eddie House, 1997-2000
Season: 76 – Lafayette Lever, 1982
Game: 8 – Four times. Last, Stevin Smith vs. Alaska-Anchorage, 1/2/93

BLOCKED SHOTS

Career: 191 – Mario Bennett, 1992-95
Season: 115 – Mario Bennett, 1994
Game: 8 – Five times. Last, Rodger Farrington vs. Okla. State, 12/7/96

ARIZONA STATE NUMERICAL ROSTER

No.	Name	Pos.	Ht.	Wt.	Yr.	Exp.	Hometown (Last School)
0	Carrick Felix	G/F	6-6	196	Jr.	1L	Goodyear, Ariz./College of Southern Idaho
1	Jahii Carson	G	5-10	160	Fr.	HS	Mesa, Ariz./Mesa HS
2	Chris Colvin	G	6-2	200	Jr.	--	Chicago, Ill./Whitney Young HS
5	Kyle Cain	F	6-7	210	So.	1L	Chicago, Ill./New Hampton School
10	Evan Gordon	G	6-3	200	Jr.	TR	Indianapolis, Ind./Liberty
13	Jordan Bachynski	C	7-2	243	So.	1L	Calgary, Alberta/Centennial HS
15	Chanse Creekmur	G-F	6-5	216	So.	1L	Marshalltown, Iowa/Marshalltown HS
21	Keala King	G	6-4	201	So.	1L	Compton, Calif./Mater Dei HS
23	Ruslan Pateev	C	7-0	249	Jr.	2L	Moscow, Russia/Montverde Academy (Fla.)
24	Trent Lockett	G	6-4	210	Jr.	2L	Golden Valley, Minn./Hopkins HS
33	Dave Whitmore	F	6-6	215	So.	HS	Tempe, Ariz./Corona Del Sol HS
31	Jonathan Gilling	F	6-7	200	Fr.	HS	Denmark/Horsholm 79ers



HEAD COACH - HERB SENDEK

- Named the 13th men's basketball coach at Arizona State on April 3, 2006. In just his third season, he guided ASU to its most wins (25) in 30 years.
- Named 2009-10 Pac-10 Coach of the Year after leading ASU to a 22-11 record and second-place finish, equalling its best-ever finish in Pac-10 play. Led ASU to three consecutive 20-win seasons (08-10) for the first time since 1961-63.
- Led N.C. State to five 20-win seasons and nine postseason appearances in 10 years. Took N.C. State to the NCAA Tournament the last five seasons.
- ACC Coach of the Year in 2003-04 after leading N.C. State to a 11-5 league record, the most wins in ACC play for the Wolfpack since 1974.
- MAC Coach of the Year in 1994-95 after leading Miami to a 23-7 record.
- Eight former assistants are current Division I head coaches, most in the nation.

SENDEK YEAR-BY-YEAR

Year	School	ALL W-L	CONFERENCE W-L	Fin.	Conf.	POSTSEASON NCAA	Other
1993-94	Miami (Ohio)	19-11	12-6	2nd	MAC		0-1 (NIT)
1994-95	Miami (Ohio)	23-7	16-2	1st	MAC	1-1	
1995-96	Miami (Ohio)	21-8	12-6	3rd	MAC		0-1 (NIT)
<i>Miami (Ohio) totals (3 years)</i>		<i>63-26 (.708)</i>	<i>40-14 (.741)</i>			<i>1-1 (.500)</i>	<i>0-2 (.000)</i>
1996-97	North Carolina State	17-15	4-12	8th	ACC		1-1 (NIT)
1997-98	North Carolina State	17-15	5-11	8th	ACC		1-1 (NIT)
1998-99	North Carolina State	19-14	6-10	5th	ACC		1-1 (NIT)
1999-00	North Carolina State	20-14	6-10	6th	ACC		3-2 (NIT)
2000-01	North Carolina State	13-16	5-11	7th	ACC		
2001-02	North Carolina State	23-11	9-7	T3rd	ACC	1-1	
2002-03	North Carolina State	18-13	9-7	4th	ACC	0-1	
2003-04	North Carolina State	21-10	11-5	2nd	ACC	1-1	
2004-05	North Carolina State	21-14	7-9	6th	ACC	2-1	
2005-06	North Carolina State	22-10	10-6	4th	ACC	1-1	
<i>N.C. State totals (10 years)</i>		<i>191-132 (.591)</i>	<i>72-88 (.450)</i>			<i>5-5 (.500)</i>	<i>6-5 (.545)</i>
2006-07	Arizona State	8-22	2-16	10th	Pac-10		
2007-08	Arizona State	21-13	9-9	T5th	Pac-10		2-1 (NIT)
2008-09	Arizona State	25-10	11-7	T3rd	Pac-10	1-1	
2009-10	Arizona State	22-11	12-6	2nd	Pac-10		0-1
2010-11	Arizona State	12-19	4-14	10th	Pac-10		
<i>Arizona State totals (5 years)</i>		<i>88-75 (.576)</i>	<i>38-52 (.472)</i>			<i>1-1</i>	<i>2-2 (.500)</i>
Career totals (18 years)		342-233 (.595)	150-154 (.493)			7-7 (.500)	8-9 (.471)

November

Sat., 5.....at Grand Canyon (X)	TBA
Fri., 11.....Montana State	2:30 p.m.
Tues., 15.....Pepperdine.....	6:30 p.m.
Fri., 18.....New Mexico.....	TBA
Thurs., 24.....vs. Fairfield (1).....	9:30 p.m.
Fri., 25.....vs. Dayton/Wake Forest (1).....	TBD
Sun., 27.....vs. TBD (1).....	TBD

December

Sat., 3.....at Tulsa.....	4 p.m.
Wed., 7.....Nevada.....	6:30 p.m.
Sat., 10.....North Dakota State.....	2 p.m.
Sat., 17.....Northern Arizona	4 p.m.
Mon., 19.....Southern Mississippi.....	8 p.m.
Wed., 21.....Fresno State	TBA
Sat., 31.....at Arizona*	TBA

January

Thurs., 5.....at USC*	7:30 p.m.
Sat., 7.....at UCLA*	7:30 p.m.
Thurs., 12.....Oregon*	8:30 p.m.
Sat., 14.....Oregon State*	6 p.m.
Thurs., 19.....at Colorado*	6:30 p.m.
Sat., 21.....at Utah*	TBA
Thurs., 26.....Washington*	6:30 p.m.
Sat., 28.....Washington State*	3 p.m.

February

Thurs., 2.....at Stanford*	TBA
Sat., 4.....at California*	2 p.m.
Thurs., 9.....Utah*	TBA
Sat., 11.....Colorado*	4:30 p.m.
Thurs., 16.....at Washington*	8 p.m.
Sat., 18.....at Washington State*	5 p.m.
Thurs., 23.....UCLA*	TBA
Sat., 25.....USC*	6 p.m.

March

Sun., 4.....Arizona*	1:30 p.m.
7-10.....Pacific Life Pac-12 Tournament (2)	FSN/CBS

(1) Sixth Annual Old Spice Classic, Orlando, Fla. (HP Field House)
(2) Los Angeles, Calif. (STAPLES Center)

* Pac-12 Game
Game times local to site.

**2010-11 RESULTS
(12-19, 4-14)**

11/16	at New Mexico	L	62-76
11/20	UAB	W	69-66
11/25	vs. Houston Baptist (1)	W	73-55
11/26	vs. Weber State (1)	W	59-58
11/27	vs. St. John's (1)	L	58-67
12/2	at No. 11 Baylor (2)	L	54-68
12/5	Richmond	L	61-67
12/11	Gardner-Webb	W	71-48
12/17	at Nevada	W	78-75
12/21	Long Beach State	W	72-55
12/23	North Carolina A&T	W	56-50
12/30	at Oregon State*	L	58-80
1/1	at Oregon*	W	60-55
1/6	Stanford*	L	41-55
1/8	California*	L	61-65
1/12	Tulsa	W	69-59
1/15	at Arizona*	L	69-80
1/20	at Washington State*	L	61-78
1/22	at No. 20 Washington*	L	75-88
1/27	USC*	L	61-63
1/29	UCLA*	L/OT	72-73
2/3	at California*	L	62-66
2/5	at Stanford*	L	75-83
2/13	No. 15 Arizona*	L	52-67
2/17	Washington*	L	62-79
2/19	Washington State*	W	71-69
2/24	at UCLA*	L	53-71
2/26	at USC*	L	46-62
3/3	Oregon*	W	73-53
3/5	Oregon State*	W	80-66
3/9	vs. Oregon (3)	L	69-76

(1) Great Alaska Shootout - Anchorage, Alaska
(2) Big 12/Pac-10 Hardwood Series - Waco, Texas
(3) Pacific Life Pac-10 Tournament - Los Angeles

RECENT FINISHES

		CONF.		ALL		
Year	W-L	Fin.	W-L	Post.		
78-79	7-11	6t	16-14			
79-80	15-3	2	22-7	NCAA		
80-81	16-2	2	24-4	NCAA		
81-82	8-10	6t	13-14			
82-83	12-6	3t	19-14	NIT		
83-84	8-10	5t	13-15			
84-85	7-11	7	12-16			
85-86	8-10	5t	14-14			
86-87	6-12	8t	11-17			
87-88	6-12	7	13-16			
88-89	5-13	7	12-16			
89-90	6-12	7t	15-16	NIT		
90-91	10-8	3t	20-10	NCAA		
91-92	9-9	5t	19-14	NIT		
92-93	11-7	3t	18-10	NIT		
93-94	10-8	4t	15-13	NIT		
94-95	12-6	3	24-9	NCAA!		
95-96	6-12	8	11-16			
96-97	2-16	10	10-20			
97-98	8-10	5t	18-14	NIT		
98-99	6-12	9	14-16			
99-00	10-8	4t	19-13	NIT		
00-01	5-13	6t	13-16			
01-02	7-11	7	14-15	NIT		
02-03	11-7	4	20-12	NCAA		
03-04	4-14	10	10-17			
04-05	7-11	6t	18-14	NIT		
05-06	5-13	8t	11-17			
06-07	2-16	10	8-22			
07-08	9-9	5t	21-13	NIT		
08-09	11-7	3t	25-10	NCAA		
09-10	12-6	2	22-11	NIT		
10-11	4-14	10	12-19			

! - NCAA Sweet Sixteen

2010-11 ARIZONA STATE STATISTICS (Overall: 12-19, Pac-10: 4-14/10th)

Player	GP-GS	Min/Avg	TOTAL		3-PTS		REBOUNDS		PF-FO	A	TO	Blk	Stl	Pts	Avg			
			FG-A	Pct	3FG-A	Pct	FT-A	Pct								Off/Def	Tot	Avg
Lockett, Trent	29-29	889/30.7	146-283	.516	10-31	.323	88-133	.662	44/110	154	5.3	69-2	73	70	14	20	390	13.4
Abbott, Ty	29-29	945/32.6	121-309	.392	74-191	.387	43-67	.642	13/89	102	3.5	73-2	79	56	17	31	359	12.4
Kuksiks, Rihards	27-22	737/27.3	92-227	.405	70-177	.395	28-35	.800	15/57	72	2.7	61-0	49	29	8	22	282	10.4
McMillan, Jamelle	28-28	836/29.9	72-182	.396	42-113	.372	15-24	.625	9/62	71	2.5	71-1	110	41	5	50	201	7.2
Cain, Kyle	31-23	646/20.8	78-143	.545	0-0	.000	11-25	.440	52/118	170	5.5	71-3	17	36	9	12	167	5.4
Felix, Carrick	30-8	436/14.5	50-128	.391	9-44	.205	30-40	.750	19/29	48	1.6	44-0	30	24	13	14	139	4.6
King, Keala	29-0	367/12.7	38-104	.365	1-18	.056	30-55	.545	27/47	74	2.6	47-1	36	42	3	13	107	3.7
Creekmur, Chanse	27-4	331/12.3	25-72	.347	20-60	.333	14-18	.778	11/24	35	1.3	30-1	9	11	1	7	84	3.1
Pateev, Ruslan	30-8	368/12.3	39-82	.476	0-0	.000	12-25	.480	26/34	60	2.0	48-0	15	22	24	7	90	3.0
Bachynski, Jordan	24-0	240/10.0	24-49	.490	0-0	.000	20-40	.500	17/39	56	2.3	29-0	6	14	20	1	68	2.8
Dunson, Brandon	18-2	150/8.3	11-30	.367	5-16	.313	11-18	.611	4/12	16	0.9	10-0	9	12	0	4	38	2.1
Hawkins, Corey	24-1	196/8.2	19-55	.345	9-30	.300	2-4	.500	10/31	41	1.7	16-0	21	10	1	11	49	2.0
Jackson, Marcus	9-1	84/9.3	4-10	.400	0-4	.000	1-2	.500	2/5	7	0.8	4-0	9	8	0	4	9	1.0
TEAM									41/44	85	2.7	1		4				
ARIZONA STATE	31		719-1674	.430	240-684	.351	305-486	.628	290/701	991	32.0	574-10	463	379	115	196	1983	64.0
Opponents	31		708-1652	.429	205-593	.346	452-649	.696	345/757	1102	35.5	492-	446	398	106	203	2073	66.9

GOLDEN BEAR FACTS

Location: Berkeley, CA 94720
Founded/Enrollment: 1868/35,409
Colors: Blue & Gold (Pantone® 282/116)
Joined Pac-12: 1915-16
All-time Record: 1,444-1,086 (102 years)

Chancellor: Dr. Robert Birgeneau
Faculty Rep: Bob Jacobsen
Athletic Director: Sandy Barbour
SWA: Teresa Kuehn-Gould

Head Coach: Mike Montgomery
 (Long Beach State '68)
Career Record: 611-281 (29 years)
California Record: 64-37 (3 years)
Pac-12 Record: 247-131 (21 years)
Office: (510) 642-0361
Fax: (510) 642-6807

Assistant Coaches: Jay John, Travis DeCuire, John Montgomery

Basketball SID: Jeremy Wu
E-Mail: jeremyw@berkeley.edu
Office: (510) 643-2938
Cell: (510) 334-6409

Local Radio: KNEW (910 AM)

Home Court: Haas Pavilion
 (11,877/1999)

Record in Haas Pavilion/Harmon Gym:
 700-338 (73 years)

Press Row Phone: (510) 642-3098
Press Will-Call: East entrance
Press Row Locations: East side of court

RECORD HOLDERS

POINTS

Career: 1835 – Jerome Randle, 2007-10
Season: 729 – Lamond Murray, 1994
Game: 48 – Ed Gray vs. Wash. St.,
 2/22/97

THREE-POINT FIELD GOALS

Career: 252 – Jerome Randle, 2007-10
Season: 92 – Jerome Randle 2009-10
Game: 9 – Joe Shipp vs. Fresno State,
 12/11/01

REBOUNDS

Career: 1019 – Bob McKeen, 1952-55
Season: 382 – Ansley Truitt, 1972
Game: 27 – Bob Presley vs. St. Mary's,
 12/6/67

ASSISTS

Career: 546 – Keith Smith, 1987-90
Season: 272 – Jason Kidd, 1994
Game: 18 – Jason Kidd vs. Stanford,
 1/20/94

STEALS

Career: 204 – Jason Kidd, 1993-94
Season: 110 – Jason Kidd, 1993
Game: 8 – Jason Kidd vs. Washington,
 1/28/93; A.J. Diggs vs.
 Cleveland State, 11/30/02

BLOCKED SHOTS

Career: 206 – Michael Stewart, 1994-97
Season: 59 – Michael Stewart, 1994
Game: 7 – Three times. Last, Michael
 Stewart vs. Stanford, 1/19/95

CALIFORNIA NUMERICAL ROSTER

No.	Name	Pos.	Ht.	Wt.	Yr.	Exp.	Hometown (Last School)
2	Jorge Gutierrez	G	6-3	195	Sr.	3L	Chihuahua, Mexico/Findlay College Prep
12	Brandon Smith	G	5-11	185	Jr.	2L	San Ramon, Calif./De La Salle HS
13	Justin Cobbs	G	6-2	195	So.	TR	Los Angeles, Calif./Minnesota
10	Alex Rossi [^]	G	6-6	200	Fr.	HS	Winnetka, Ill./New Trier HS
15	Bak Bak	F	6-9	225	Jr.	1L	Sun Valley, Calif./Village Christian HS
21	Jeff Powers* [^]	G	6-7	190	So.	1L	Clayton, Calif./De La Salle/Denver
22	Harper Kamp [^]	F	6-8	245	Sr.	3L	Mesa, Ariz./Mountain View HS
23	Allen Crabbe	G	6-6	205	So.	1L	Los Angeles, Calif./Price HS
25	Richard Solomon	F	6-10	220	So.	1L	Los Angeles, Calif./Price HS
31	Emerson Murray	G	6-3	195	So.	1L	Vancouver, B.C., Canada / St. George's School
34	Robert Thurman* [^]	F	6-10	250	Jr.	1L	North Edwards, Calif./Norwich
45	David Kravish	F	6-9	210	Fr.	HS	Lee's Summit, Mo./Lee's Summit North HS
	Christian Behrens	F	6-8	190	Fr.	HS	Kent, Wash./Tahoma HS

* - Has used redshirt year. ^ - Walk-on. Returning starter in **bold**.



HEAD COACH - MIKE MONTGOMERY

- Named California's 15th head men's basketball coach on April 5, 2008. Enters the 2011-12 season among the top 25 active coaches with 611 career wins.
- Guided Cal to the Pac-10 title in 2010 - Cal's first league title in 50 years.
- Four-time Pac-10 Coach of the Year during his 18 years at Stanford. Led the Cardinal to 12 NCAA Tournament appearances, including the 1998 Final Four. His 1991 squad captured the postseason NIT title.
- Won 20 or more games in a season 19 times - 13 at Stanford, four times at Montana, and twice at California. Posted 30 or more victories three times.
- Earned John R. Wooden "Legends of Coaching" Lifetime Achievement Award.
- Spent two seasons as head coach of the NBA's Golden State Warriors (2005-06), where he compiled a 68-96 record.

MONTGOMERY YEAR-BY-YEAR		ALL	CONFERENCE		POSTSEASON		
Year	School	W-L	W-L	Fin.	Conf.	NCAA	Other
1978-79	Montana	14-13	7-7	T4th	Big Sky		
1979-80	Montana	17-11	8-6	3rd	Big Sky		
1980-81	Montana	19-9	11-3	T2nd	Big Sky		
1981-82	Montana	17-10	10-4	2nd	Big Sky		
1982-83	Montana	21-8	9-5	T3rd	Big Sky		
1983-84	Montana	23-7	9-5	T2nd	Big Sky		
1984-85	Montana	22-8	10-4	T2nd	Big Sky		0-1 (NIT)
1985-86	Montana	21-11	9-5	T1st	Big Sky		0-1 (NIT)
<i>Montana totals (8 years)</i>		<i>154-77 (.667)</i>	<i>73-39 (.652)</i>				<i>0-2 (.000)</i>
1986-87	Stanford	15-13	9-9	6th	Pac-10		
1987-88	Stanford	21-12	11-7	4th	Pac-10		1-1 (NIT)
1988-89	Stanford	26-7	15-3	2nd	Pac-10	0-1	
1989-90	Stanford	18-12	9-9	6th	Pac-10		0-1 (NIT)
1990-91	Stanford	20-13	8-10	T5th	Pac-10		5-0& (NIT)
1991-92	Stanford	18-11	10-8	4th	Pac-10	0-1	
1992-93	Stanford	7-23	2-16	10th	Pac-10		
1993-94	Stanford	17-11	10-8	T4th	Pac-10		0-1 (NIT)
1994-95	Stanford	20-9	10-8	T5th	Pac-10	1-1	
1995-96	Stanford	21-8 [^]	13-5 [^]	3rd	Pac-10	1-1	
1996-97	Stanford	22-8	12-6	T2nd	Pac-10	2-1	
1997-98	Stanford	30-5	15-3	2nd	Pac-10	4-1*	
1998-99	Stanford	26-7	15-3	1st	Pac-10	1-1	
1999-00	Stanford	27-4	15-3	T1st	Pac-10	1-1	
2000-01	Stanford	31-3	16-2	1st	Pac-10	3-1	
2001-02	Stanford	20-10	12-6	T2nd	Pac-10	1-1	
2002-03	Stanford	24-9	14-4	2nd	Pac-10	1-1	
2003-04	Stanford	30-2	17-1	1st	Pac-10#	1-1	
<i>Stanford totals (18 years)</i>		<i>393-167 (.702)</i>	<i>213-111 (.657)</i>			<i>16-12 (.571)</i>	<i>6-3 (.667)</i>
2008-09	California	22-11	11-7	T3rd	Pac-10	0-1	
2009-10	California	24-11	13-5	1st	Pac-10	1-1	
2010-11	California	18-15	10-8	T4th	Pac-10		1-1 (NIT)
<i>California totals (3 years)</i>		<i>64-37 (.634)</i>	<i>34-20 (.667)</i>			<i>1-2 (.333)</i>	<i>1-1 (.500)</i>
Career totals (29 years)		611-281 (.685)	331-177 (.652)			17-14 (.567)	7-6 (.548)

& - National Invitation Tournament Champion. * - NCAA Final Four
 # - Pac-10 Tournament Champion

2011-12 SCHEDULE

November

Tues., 1UC San Diego (X)..... 7:30 p.m.
 Fri., 11.....UC Irvine 7:30 p.m.
 Sun., 13.....George Washington (1)6:30 p.m. ESPN
 Tues., 15Austin Peay (1)..... 7 p.m.ESPN2
 Mon., 21.....vs. Georgia (2) 9 p.m.ESPN
 Tues., 22vs. Notre Dame/Missouri (2)..... TBDESPN
 Sat., 26.....Denver..... 2 p.m.
 Mon., 28.....McNeese State 7:30 p.m.

December

Sun., 4.....at San Diego State..... 2 p.m MTN
 Wed., 7San Jose State 7:30 p.m.
 Sun., 11.....Jackson State 2 p.m.
 Fri., 16.....Weber State 7:30 p.m.
 Mon., 19.....UC Santa Barbara..... 7:30 p.m.
 Fri., 23.....at UNLV 2 p.m CBS CS
 Thurs., 29.....USC* 6 p.m CSNCA
 Sat., 31.....UCLA* 1 p.m FSN

January

Thurs., 5.....at Oregon State* 7 p.m.
 Sun., 8.....at Oregon* 4:30 p.m FSN
 Thurs., 12.....Colorado* 8 p.m CSNCA
 Sat., 14.....Utah* 7:30 p.m CSNCA
 Thurs., 19.....at Washington* 5:30 p.m.
 Sat., 21.....at Washington State* TBA
 Sun., 29.....Stanford* 5:30 p.m FSN

February

Thurs., 2.....Arizona* 8 p.m FSN
 Sat., 4.....Arizona State* 2 p.m CSNCA
 Thurs., 9.....at USC* 7:30 p.m.
 Sat., 11.....at UCLA* 1 p.m FSN
 Thurs., 16.....Oregon* 7:30 p.m CSNCA
 Sat., 18.....Oregon State* 7 p.m CSNCA
 Thurs., 23.....at Utah* 3:30 p.m FSN
 Sun., 26.....at Colorado* 3:30 p.m FSN

March

Sun., 4.....at Stanford* 2:30 p.m FSN
 7-10Pacific Life Pac-12 Tournament (3) FSN/CBS

- (1) Progressive CBE Classic
- (2) Progressive CBE Classic, Kansas City, Mo.
- (3) Los Angeles, Calif. (STAPLES Center)

* Pac-12 Game
 Game times local to site.

**2010-11 RESULTS
(18-15, 10-8)**

11/16	Cal State Northridge	W	80-63
11/20	New Mexico	W	89-64
11/25	vs. No. 21 Temple (1)	W	57-50
11/26	vs. Notre Dame (1)	L	44-57
11/28	vs. Boston College (1)	L	46-68
12/1	UC Davis	W	74-62
12/4	at Iowa State (2)	W	76-73
12/8	No. 14 San Diego State	L	57-77
12/12	Southern Mississippi	L	78-80
12/18	Cal Poly	W	51-41
12/22	No. 3 Kansas	L	63-78
12/28	Hartford	W	74-56
1/2	at Stanford*	L	68-82
1/6	at Arizona*	L	71-73
1/8	at Arizona State*	W	65-61
1/13	Washington State*	W/OT	88-81
1/16	No. 17 Washington*	L	71-92
1/20	at UCLA*	L	84-86
1/22	at USC*	W	68-66
1/27	Oregon State*	W	85-57
1/29	Oregon*	W	85-77
2/3	Arizona State*	W	66-62
2/5	No. 21 Arizona*	L/3OT	105-107
2/10	at Washington*	L	77-109
2/12	at Washington State*	L	71-75
2/17	USC*	L	75-78
2/20	UCLA*	W/OT	76-72
2/24	at Oregon*	W	81-71
2/26	at Oregon State*	W	87-76
3/5	Stanford*	W	74-55
3/10	vs. USC (3)	L	56-70
3/16	Mississippi (4)	W	77-74
3/18	at Colorado (5)	L	72-89

- (1) Old Spice Classic - Orlando, Fla.
- (2) Big 12/Pac-10 Hardwood Series
- (3) Pacific Life Pac-10 Tournament - Los Angeles
- (4) NIT First Round - Berkeley, Calif.
- (5) NIT Second Round - Boulder, Colo.

RECENT FINISHES

Year	CONF.		ALL		Post.
	W-L	Fin.	W-L		
78-79	4-14	10	6-21		
79-80	3-15	10	8-19		
80-81	5-13	8t	13-14		
81-82	8-10	6t	14-13		
82-83	7-11	6t	14-14		
83-84	5-13	9	12-16		
84-85	5-13	8t	13-15		
85-86	11-7	3	19-10	NIT	
86-87	10-8	3t	20-15	NIT	
87-88	5-13	8t	9-20		
88-89	10-8	5	20-13	NIT	
89-90	12-6	3	22-10	NCAA	
90-91	8-10	5t	13-15		
91-92	4-14	9	10-18		
92-93	12-6	2	21-9	NCAA	
93-94	13-5	2t	22-8	NCAA	
94-95 [^]	5-13	8t	13-14		
95-96 [^]	11-7	4	17-11	NCAA	
96-97	12-6	2t	23-9	NCAA	
97-98	8-10	5t	12-15		
98-99	8-10	5t	22-11	NIT	
99-00	7-11	7	18-15	NIT	
00-01	11-7	4t	20-11	NCAA	
01-02	12-6	2t	23-9	NCAA	
02-03	13-5	3	22-9	NCAA	
03-04	9-9	4t	13-15		
04-05	6-12	8t	13-16		
05-06	12-6	3	20-11	NCAA	
06-07	6-12	8	16-17		
07-08	6-12	9	17-16	NIT	
08-09	11-7	3t	22-11	NCAA	
09-10	13-5	1	24-11	NCAA	
10-11	10-8	4t	18-15	NIT	

[^] Required by NCAA to forfeit five league victories and 13 wins overall in 1994-95 and nine league victories and 15 victories overall in 1995-96. Cal's 1996 NCAA appearance also was vacated.

2010-11 CALIFORNIA STATISTICS (Overall: 18-15, Pac-10; 10-8/T4th)

Player	GP-GS	Min/Avg	TOTAL		3-PTS		FT-A		REBOUNDS		PF-FO	A	TO	Blk	Stl	Pts	Avg	
			FG-A	Pct	3FG-A	Pct	Pct	Pct	Off/Def	Tot								Avg
Gutierrez, Jorge	33-33	1104/33.5	143-348	.411	36-109	.330	161-201	.801	20/104	124	3.8	89-2	148	100	8	54	483	14.6
Kamp, Harper	33-33	1085/32.9	169-320	.528	2-10	.200	129-158	.816	69/115	184	5.6	92-2	55	75	9	19	469	14.2
Crabbe, Allen	31-31	1049/33.8	139-312	.446	62-155	.400	74-92	.804	20/145	165	5.3	48-0	61	46	14	29	414	13.4
Sanders-Frison, M.	30-30	815/27.2	132-224	.589	2-3	.667	61-100	.610	66/157	223	7.4	118-11	29	46	18	16	327	10.9
Franklin, Gary	13-11	334/25.7	35-118	.297	24-82	.293	12-27	.444	0/14	14	1.1	18-0	26	27	1	8	106	8.2
Smith, Brandon	33-22	969/29.4	68-166	.410	20-48	.417	56-86	.651	19/56	75	2.3	68-1	129	77	0	27	212	6.4
Solomon, Richard	33-2	517/15.7	67-120	.558	3-9	.333	47-90	.522	45/100	145	4.4	72-0	20	24	27	20	184	5.6
Powers, Jeff	13-2	106/8.2	14-39	.359	8-25	.320	9-16	.563	3/8	11	0.8	3-0	4	5	0	0	45	3.5
Bak, Bak	32-1	300/9.4	32-61	.525	0-1	.000	18-28	.643	25/56	81	2.5	36-0	1	21	4	8	82	2.6
Carter, Nigel	24-0	196/8.2	11-37	.297	8-20	.400	5-15	.333	7/15	22	0.9	22-0	4	10	1	2	35	1.5
Murray, Emerson	30-0	222/7.4	10-32	.313	4-19	.211	7-17	.412	6/11	17	0.6	18-1	16	16	0	5	31	1.0
Thurman, Robert	10-0	28/2.8	0-2	.000	0-0	.000	3-8	.375	2/7	9	0.9	4-0	0	0	2	0	3	0.3
TEAM										43/40	83	2.5	0	2				
CALIFORNIA	33		820-1779	.461	169-481	.351	582-838	.695	325/828	1153	34.9	588-17	493	449	84	188	2391	72.5
Opponents	33		836-1919	.436	263-723	.364	447-648	.690	340-743	1083	32.8	720-	429	418	94	186	2382	72.2

BUFFALO FACTS

Location: Boulder, CO 80309
Founded/Enrollment: 1876/29,952
Colors: Silver, Black, Gold
Joined Pac-12: 2011-12
All-time Record: 1,152-1,103 (110 years)

Chancellor: Phil DiStefano
Faculty Rep: David Clough
Athletic Director: Mike Bohn
SWA: Ceal Barry

Head Coach: Tad Boyle
 (Kansas '85)
Career Record: 80-80 (5 years)
Colorado Record: 24-14 (2 years)
Pac-12 Record: 0-0 (0 years)
Office: (303) 492-6877
Fax: (303) 492-6607
Assistant Coaches: Jean Prioleau, Mike Rohn, Tom Abatemarco

Basketball SID: Andrew Green
E-Mail: andrew.green@colorado.edu
Office: (303) 492-3812
Cell: (720) 470-9780

Local Radio: KKZN (760 AM)

Home Court: Coors Events Center
 (11,043/1979)

Record in Coors Events Center:
 331-153 (31 years)

Press Row Phone: (303) 492-1552
Press Will-Call: Southwest entrance
Press Row Locations: Northwest corner of court

RECORD HOLDERS

POINTS

Career: 2001 – Richard Roby, 2004-08; Cory Higgins 2007-11
Season: 779 – Alec Burks, 2010-2011
Game: 47 – Cliff Meely vs. Oklahoma, 2/13/71

THREE-POINT FIELD GOALS

Career: 257 – Blair Wilson, 2000-04
Season: 87 – Kenny Price 1998-99
Game: 9 – Kenny Price vs. Texas, 3/5/99

REBOUNDS

Career: 1054 – Stephane Pelle, 1999-03
Season: 346 – Burdette Haldorson, 1955
Game: 31 – Burdette Haldorson vs. Oklahoma, 12/29/52

ASSISTS

Career: 562 – Jay Humphries, 1981-84
Season: 194 – Jose Winston, 2000-01
Game: 15 – Jose Winston vs. Coppin St., 1/2/01

STEALS

Career: 309 – Jay Humphries, 1980-84
Season: 115 – Jay Humphries, 1982-83
Game: 10 – Jay Humphries vs. Wis.-Milwaukee, 1/15/83

BLOCKED SHOTS

Career: 225 – David Harrison, 2001-04
Season: 106 – David Harrison, 2002-03
Game: 11 – David Harrison vs. Nebraska, 3/8/03

COLORADO NUMERICAL ROSTER

No.	Name	Pos.	Ht.	Wt.	Yr.	Exp.	Hometown (Last School)
0	Askia Booker	G	6-1	160	Fr.	HS	Los Angeles, Calif./Price HS
1	Nate Tomlinson	G	6-3	185	Sr.	3L	Sydney, Australia/Lee Academy, Maine
2	Shannon Sharpe	G	6-1	210	Jr.*	1L	Corona, Calif./Centennial HS
14	Beau Gamble	G	6-0	175	So.	TR	Boulder, Colo./Santa Clara
15	Shane Harris-Tunks	C/F	6-11	245	So.*	1L	Liverpool, New South Wales, Australia/A.I.S.
21	André Roberson	G	6-7	210	So.	1L	San Antonio, Texas/Wagner HS
23	Sabatino Chen	G	6-4	185	Jr.	TR	Louisville, Colo./Denver
25	Spencer Dinwiddie	G	6-5	190	Fr.	HS	Woodland Hills, Calif./Taft HS
30	Carlton Brown	G	6-5	215	Sr.	TR	Riverside, Calif./Utah
31	Jeremy Adams	G	6-5	215	So	TR	Madison, Miss./Navarro JC (Texas)
32	Ben Mills	C	7-0	220	So.	1L	Hartland, Wis./Arrowhead HS
33	Austin Dufault	F	6-9	225	Sr.	3L	Killdeer, N.D./Killdeer HS
55	Trey Eckloff	F	6-10	230	Sr.	3L	Englewood, Colo./Cherry Creek HS

*- Has used redshirt year. Returning starter in **bold**.



HEAD COACH - TAD BOYLE

- Named Colorado's 18th head men's basketball coach on April 19, 2010. Enters the 2011-12 season with an 80-80 career record.
- In his first season with CU, led the Buffaloes to a school-best 24 wins and an appearance in the postseason NIT semifinals.
- Named National Coach of the Week by The Hoops Report in January 2011.
- Started his head coaching career at Northern Colorado, where he guided the Bears to a 56-66 record after four years.
- Awarded the NABC Division I All-District Coach of the Year and Big Sky Coach of the Year in 2010 by The Sporting News and CollegelInsider.com, where he was also named a finalist for the National Mid-Major Coach of the Year award.
- Assisted at Wichita State, Jacksonville State and Oregon before going to UNC.

BOYLE YEAR-BY-YEAR

Year	School
2006-07	Northern Colorado
2007-08	Northern Colorado
2008-09	Northern Colorado
2009-10	Northern Colorado
<i>Northern Colorado (4 years)</i>	
2010-11	Colorado
<i>Colorado totals (1 year)</i>	
Career totals (5 years)	

ALL	CONFERENCE			POSTSEASON		
	W-L	W-L	Fin.	Conf.	NCAA	Other
4-24	2-14	--		Big Sky		
13-16	6-10	T7th		Big Sky		
14-18	8-8	5th		Big Sky		
25-8	12-4	2nd		Big Sky		
56-66 (.460)	28-36 (.438)				0-0	0-0
24-14	8-8	T5th		Big 12		3-1 & (NIT)
24-14 (.632)	8-8 (.667)					3-1 (.750)
80-80 (.500)	36-44 (.450)				0-0	3-1 (.750)

& - NIT Semifinals

2011-12 SCHEDULE

November

Fri., 11.....Fort Lewis College.....8 p.m.
 Thurs., 17.....vs. Wichita State (1).....7:30 p.m. ESPN
 Fri., 18.....vs. Alabama/Maryland (1) TBD
 Sun., 20.....at Puerto Rico Tip-off (1) TBD
 Wed., 23.....at Air Force.....7 p.m. MTN
 Mon., 28.....Georgia.....6:30 p.m.FSN/ROOTRM
 Wed., 30.....at Colorado State.....6 p.m. MTN

December

Wed., 7Fresno State7 p.m.
 Fri., 9.....Wyoming7 p.m. ROOT RM
 Mon., 19.....Cal State Bakersfield7 p.m.
 Thurs., 22.....Texas Southern7 p.m.
 Wed., 28.....New Orleans.....7 p.m. ROOT RM
 Sat., 31.....Utah*4 p.m. ROOT RM

January

Thurs., 5.....Washington*7 p.m. ROOT RM
 Sat., 7.....Washington State*2 p.m. FSN
 Thurs., 12.....at California*8 p.m. CSNCA
 Sat., 14.....at Stanford*1 p.m. FSN
 Thurs., 19.....Arizona State*6:30 p.m. ROOT RM
 Sat., 21.....Arizona*4 p.m. ROOT RM
 Thurs., 26.....at USC*7:30 p.m.
 Sat., 28.....at UCLA*1 p.m.

February

Thurs., 2.....Oregon State*7 p.m.
 Sat., 4.....Oregon*7 p.m. ROOT
 Thurs., 9.....at Arizona*6:30 p.m. FSAZ
 Sat., 11.....at Arizona State*4:30 p.m. FSAZ
 Sat., 18.....at Utah*3 p.m. FSN
 Thurs., 23.....Stanford*7 p.m.
 Sun., 26.....California*3:30 p.m. FSN

March

Thurs., 1.....at Oregon* TBA
 Sat., 3.....at Oregon State* TBA
 7-10Pacific Life Pac-12 Tournament (2) FSN/CBS

(1) Fifth Annual Puerto Rico Tip-off, San Juan, Puerto Rico
 (2) Los Angeles, Calif. (STAPLES Center)

* Pac-12 Game
 Game times local to site.

2010-11 RESULTS

(24-14, 13-5)

11/12	Idaho State	W	88-80
11/16	at Georgia	L	74-83
11/20	at San Francisco	L/OT	81-83
11/23	Alcorn State	W	91-51
11/28	at Harvard	L	66-82
11/30	Texas-Pan American	W	83-64
12/4	Oregon State (1)	W	83-57
12/8	Colorado State	W/OT	90-83
12/17	The Citadel	W	89-61
12/19	Longwood	W	104-59
12/22	vs. New Mexico (2)	L	76-89
12/23	vs. Indiana (2)	W	78-69
12/29	Maryland-Eastern Shore	W	92-65
1/2	at Cal State Bakersfield	W	85-73
1/5	Western New Mexico	W	92-70
1/8	No. 9 Missouri	W	89-76
1/12	at No. 21 Kansas State	W	74-66
1/15	Oklahoma State	W	75-71
1/18	at Nebraska	L	67-79
1/22	at Oklahoma	L	60-67
1/25	No. 6 Kansas	L	78-82
1/29	at Baylor	L	66-70
2/1	Iowa State	W	95-69
2/5	at No. 14 Missouri	L	73-89
2/9	No. 22 Texas A&M	L/OT	70-73
2/12	Kansas State	W	58-56
2/19	at No. 1 Kansas	L	63-89
2/23	at Texas Tech	W	71-68
2/26	No. 5 Texas	W	91-89
3/2	at Iowa State	L	90-95
3/5	Nebraska	W	67-57
3/9	vs. Iowa State (3)	W	77-75
3/10	vs. No. 19 Kansas St. (3)	W	87-75
3/11	vs. No. 2 Kansas (3)	L	83-90
3/16	Texas Southern (4)	W	88-74
3/18	California (4)	W	89-72
3/22	Kent State (4)	W	81-74
3/26	vs. Alabama (5)	L	61-62

(1) Big 12/Pac-10 Hardwood Series
 (2) Las Vegas Classic, Las Vegas, Nev.
 (3) Big 12 Tournament, Kansas City, Mo.
 (4) NIT
 (5) NIT Semifinals, New York, N.Y.

RECENT FINISHES

Year	CONF.		ALL		Post.
	W-L	Fin.	W-L		
78-79	4-10	8		14-3	
79-80	7-7	4t		17-10	
80-81	5-9	6		16-12	
81-82	3-11	8		11-16	
82-83	3-11	8		13-15	
83-84	6-8	4t		16-13	
84-85	5-9	5t		11-17	
85-86	0-14	8		8-20	
86-87	3-11	8		9-19	
87-88	3-11	8		7-21	
88-89	2-12	8		7-21	
89-90	2-12	8		12-18	
90-91	5-9	6t		19-14	
91-92	4-10	8		13-15	
92-93	2-12	8		10-17	
93-94	2-12	8		10-17	
94-95	5-9	6		15-13	NIT
95-96	3-11	8		9-18	
96-97	11-5	2		22-10	NCAA
97-98	7-9	7t		13-14	
98-99	7-9	7t		18-15	NIT
99-00	7-9	7		18-14	NIT
00-01	5-11	9		15-15	
01-02	5-11	9		15-14	
02-03	9-7	5t		20-12	NCAA
03-04	10-6	4t		18-11	NIT
04-05	4-12	11		14-16	
05-06	9-7	5		20-10	NIT
06-07	3-13	12		7-20	
07-08	3-13	12		12-20	
08-09	1-15	12		9-22	
09-10	6-10	8		15-16	
10-11	8-8	5t		24-14	NIT&

1979-96 - member of Big 8
 1997-2011 - member of Big 12

& - NIT Semifinalist

2010-11 COLORADO STATISTICS (Overall: 24-14, Big 12; 8-8/T5th)

Player	GP-GS	Min/Avg	TOTAL		3-PTS		REBOUNDS		PF-FO	A	TO	Blk	Stl	Pts	Avg			
			FG-A	Pct	3FG-A	Pct	FT-A	Pct								Off/Def	Tot	Avg
Burks, Alec	38-37	1193/31.4	251-535	.469	28-96	.292	249-302	.825	91/156	247	6.5	89-1	112	99	12	41	779	20.5
Higgins, Cory	38-37	1222/32.2	200-461	.434	36-106	.340	174-201	.866	31/93	124	3.3	82-2	94	80	14	37	610	16.1
Knutson, Levi	38-8	1019/26.8	158-312	.506	81-171	.474	47-52	.904	23/87	110	2.9	70-0	38	31	2	22	444	11.7
Rolphorde, Marcus	38-38	1068/28.1	148-341	.434	41-104	.394	88-113	.779	44/119	163	4.3	95-1	82	86	4	39	425	11.2
Roberson, Andre	38-0	847/22.3	101-174	.580	12-35	.343	42-76	.553	106/191	297	7.8	112-6	33	44	42	51	256	6.7
Dufault, Austin	38-38	845/22.2	104-199	.523	5-26	.192	39-62	.629	63/97	160	4.2	112-3	27	26	21	23	252	6.6
Tomlinson, Nate	34-29	686/20.2	36-72	.500	25-54	.463	9-17	.529	4/55	59	1.7	66-1	84	41	2	29	106	3.1
Sharpe, Shannon	38-3	498/13.1	29-69	.420	1-15	.067	22-34	.647	16/32	48	1.3	36-0	46	26	9	11	81	2.1
Eckloff, Trey	19-0	81/4.3	11-25	.440	1-9	.111	4-5	.800	5/13	18	0.9	16-0	5	0	1	2	27	1.4
Mills, Ben	19-0	92/4.8	12-29	.414	0-0	.000	2-6	.333	11/12	23	1.2	5-0	0	7	2	2	26	1.4
Coney, Javon	26-0	106/4.1	7-14	.500	0-2	.000	3-5	.600	2/9	11	0.4	9-0	2	3	2	2	17	0.7
Beckley, Trent	7-0	18/2.6	1-6	.167	0-0	.000	0-0	.000	0/1	1	0.1	5-0	1	0	0	0	2	0.3
TEAM									51/55	106	2.8	0		2				
COLORADO	38		1058-2237	.473	230-618	.372	679-873	.778	447/920	1367	36.0	697-14	524	445	111	259	3025	79.6
Opponents	38		990-2212	.448	253-696	.364	554-785	.706	440/821	1261	33.2	744-	536	513	125	236	2787	73.3

DUCK FACTS

Location: Eugene, OR 97401
Founded/Enrollment: 1876/24,000
Colors: Green & Yellow
 (Pantone® 342 5C/Pantone Yellow C)
Joined Pac-12: 1916-17
All-Time Record: 1,453-1,283 (105 years)

President: Dr. Richard Lariviere
Faculty Rep: Dr. James O'Fallon
Athletic Director: Rob Mullens
SWA: Lisa Peterson

Head Coach: Dana Altman
 (Eastern New Mexico '80)

Career Record: 431-261 (22 years)
Oregon Record: 21-18 (1 year)
Pac-12 Record: 7-11 (1 year)
Office: (541) 346-4346
Fax: (541) 346-4482

Assistant Coaches: Brian Fish, Tony Stubblefield, Kevin McKenna

Basketball SID: Chris Geraghty
E-mail: chrisg@uoregon.edu
Office: (541) 346-7332
Cell: (541) 335-9158
Local Radio: KUGN (590 AM)

Home Court: Matthew Knight Arena
 (12,369/2011)

Record in McArthur Court/MKA:
 9-3 (.5 years)

Press Row Phone: (541) 346-4497
Press Will-Call: Box Office, 13th Ave. side
Press Row Location: Corner seating in arena on east side

RECORD HOLDERS

POINTS

Career: 2085 – Ron Lee, 1973-76
Season: 745 – Terrell Brandon, 1991
Game: 43 – Greg Ballard vs. Oral Roberts, 3/9/77

THREE-POINT FIELD GOALS

Career: 345 – Tajuan Porter, 2007-10
Season: 110 – Tajuan Porter, 2007
Game: 10 – Tajuan Porter vs. Portland State, 11/12/06

REBOUNDS

Career: 1114 – Greg Ballard, 1974-77
Season: 465 – Bob Peterson, 1952
Game: 32 – Jim Loscutoff vs. Brigham Young, 1/28/55

ASSISTS

Career: 614 – Kenya Wilkins, 1994-97
Season: 218 – Luke Ridnour, 2003
Game: 17 – Ron Lee vs. Villanova, 12/23/74

STEALS

Career: 213 – Kenya Wilkins, 1994-97
Season: 89 – Malcolm Armstead, 2010-11
Game: 9 – Kenya Wilkins vs. Boise State, 12/20/96

BLOCKED SHOTS

Career: 116 – Blair Rasmussen, 1982-85
Season: 42 – Blair Rasmussen, 1984
Game: 8 – Blair Rasmussen vs. Davidson, 12/27/84

OREGON NUMERICAL ROSTER

No.	Name	Pos.	Ht.	Wt.	Yr.	Exp.	Hometown (Last School)
1	Bruce Barron	G	6-3	200	Fr.	HS	Carbondale, Ill./Brehm Preparatory School
3	Garrett Sim	G	6-1	181	Sr.	3L	Portland, Ore./Sunset HS
4	Nicholas Lucenti	G	6-3	212	So.	^ HS	Los Angeles, Calif./Loyola HS
5	Olu Ashaolu	F	6-7	220	Sr.	TR	Toronto, Canada/Louisiana Tech
10	Johnathan Loyd	G	5-8	160	So.	1L	Las Vegas, Nev./Bishop Gorman HS
12	Brett Kingma	G	6-1	165	Fr.	HS	Mill Creek, Wash./Jackson HS
23	Jeremy Jacob	F	6-8	226	Sr.	2L	Baton Rouge, La./Chipola College
25	E.J. Singler	F	6-6	210	Jr.	2L	Medford, Ore./South Medford HS
31	Tyrone Nared	F	6-8	210	Sr.	1L	Woonsocket, R.I./Monroe College
32	Jabari Brown	G	6-4	200	Fr.	HS	Oakland, Calif./Oakland HS
33	Carlos Emory	F	6-7	225	Jr.	TR	Bloomington, Minn./Howard College
34	Devoe Joseph	G	6-4	180	Sr.	TR	Pickering, Ontario/Minnesota
40	Austin Kuemper	C	6-9	240	Fr.	HS	Portland, Ore./Westview HS
42	Chris Larson	C	6-11	220	Jr.	^ TR	Hudson, Iowa/Black Hawk CC

* - Has used redshirt year. ^ - Walk-on. Returning starter in **bold**.



HEAD COACH - DANA ALTMAN

- On April 26, 2010, Dana Altman was named the 19th head coach in the history of the University of Oregon men's basketball program.
- Led the Ducks to the CBI Championship in just his first season with the program. It was Oregon's first postseason appearance since the 2007-08 season.
- Spent 16 seasons at Creighton where he became the school's all-time winningest coach with a record of 327-176 (.650). Led Creighton to 13 consecutive postseason appearances.
- Won four Coach-of-the-Year awards from three different conferences - MVC (twice), Big Eight and Southern.
- Had a stretch of 11 straight seasons with 20-plus wins, including a Creighton school-record 29 wins in 2002-03.

ALTMAN YEAR-BY-YEAR

Year	School	ALL W-L	CONFERENCE W-L	Fin.
1989-90	Marshall	15-13	9-5	2nd
1990-91	Kansas State	13-15	3-11	8th
1991-92	Kansas State	16-14	5-9	T6th
1992-93	Kansas State	19-11	7-7	T5th
1993-94	Kansas State	20-14	4-10	T6th
<i>Kansas State totals (4 years)</i>		<i>68-54 (.557)</i>	<i>19-37 (.339)</i>	
1994-95	Creighton	7-19	4-14	9th
1995-96	Creighton	14-15	9-9	t5th
1996-97	Creighton	15-15	10-8	6th
1997-98	Creighton	18-10	12-6	2nd
1998-99	Creighton	22-9	11-7	T2nd
1999-00	Creighton	23-10	11-7	4th
2000-01	Creighton	24-8	14-4	1st
2001-02	Creighton	23-9	14-4	t1st
2002-03	Creighton	29-5	15-3	2nd
2003-04	Creighton	20-9	12-6	T2nd
2004-05	Creighton	23-11	11-7	T3rd
2005-06	Creighton	20-10	12-6	T2nd
2006-07	Creighton	22-11	13-5	2nd
2007-08	Creighton	22-11	10-8	4th
2008-09	Creighton	27-8	14-4	T1st
2009-10	Creighton	18-16	10-8	4th
<i>Creighton totals (16 years)</i>		<i>327-176 (.650)</i>	<i>182-106 (.632)</i>	
2010-11	Oregon	19-17	7-11	T7th
<i>Oregon totals (1 year)</i>		<i>19-17 (.528)</i>	<i>7-11 (.389)</i>	
Career totals (22 years)		429-260 (.623)	217-159 (.577)	

* - NIT Final Four. & - CBI Champions

CONFERENCE

W-L	Fin.
9-5	2nd
3-11	8th
5-9	T6th
7-7	T5th
4-10	T6th
4-14	9th
9-9	t5th
10-8	6th
12-6	2nd
11-7	T2nd
11-7	4th
14-4	1st
14-4	t1st
15-3	2nd
12-6	T2nd
11-7	T3rd
12-6	T2nd
13-5	2nd
10-8	4th
14-4	T1st
10-8	4th
7-11	T7th

POSTSEASON

Conf.	NCAA	Other
Southern	0-0 (.000)	0-0
Big Eight		1-1 (NIT)
Big Eight	0-1	3-2* (NIT)
Big Eight	0-1 (.000)	4-3 (.571)
MVC		0-1 (NIT)
MVC	1-1	
MVC	0-1	
MVC	0-1	
MVC	1-1	
MVC	0-1	
MVC		0-1 (NIT)
MVC	0-1	1-1 (NIT)
MVC	0-1	1-1 (NIT)
MVC		2-1 (CIT)
MVC	2-7 (.222)	5-6 (.455)
Pac-10	0-0	5-1& (CBI)
	0-0	5-1 (.833)
	2-8 (.200)	14-10 (.583)

2011-12 SCHEDULE

November

Wed., 2.....	Grand Canyon (X)	7 p.m.	
Sun., 6.....	Lewis & Clark (X)	3 p.m.	
Fri., 11.....	at Vanderbilt	9 p.m.	FSN
Thurs., 17.....	Eastern Washington	7 p.m.	CSNNW
Sun., 20.....	Southeast Missouri State	2 p.m.	
Wed., 23.....	at Nebraska	8 p.m.	BTN
Thurs., 29.....	UTEP	7 p.m.	CSNNW

December

Sat., 3.....	vs. Brigham Young (1)	3 p.m.	ESPNU
Sat., 10.....	Fresno State	7 p.m.	CSNNW
Mon., 12.....	Portland State	7 p.m.	
Sun., 18.....	Virginia (1)	2:30 p.m.	FSN
Tues., 20.....	North Carolina Central (2)	7 p.m.	
Wed., 21.....	Prairie View A&M (2)	7 p.m.	
Thurs., 22.....	Stephen F. Austin (2)	7 p.m.	
Thurs., 29.....	at Washington State*	TBA	
Sat., 31.....	at Washington*	7 p.m.	ESPN2

January

Thurs., 5.....	Stanford*	6 p.m.	CSNNW
Sun., 8.....	California*	4:30 p.m.	FSN
Thurs., 12.....	at Arizona State*	8:30 p.m.	FSN
Sat., 14.....	at Arizona*	11 a.m./1:30 p.m.	CBS
Thurs., 19.....	USC*	5:30 p.m.	CSNNW
Sat., 21.....	UCLA*	1 p.m.	FSN
Sun., 29.....	Oregon State*	3:30 p.m.	FSN

February

Thurs., 2.....	at Utah*	7 p.m.	
Sat., 4.....	at Colorado*	7 p.m.	
Thurs., 9.....	Washington*	8 p.m.	FSN
Sat., 11.....	Washington State*	2 p.m.	CSNNW
Thurs., 16.....	at California*	7:30 p.m.	CSNNW
Sun., 19.....	at Stanford*	4:30 p.m.	FSN
Sun., 26.....	at Oregon State*	4:30 p.m.	FSN

March

Thurs., 1.....	Colorado*	TBA	
Sat., 3.....	Utah*	TBA	
7-10.....	Pacific Life Pac-12 Tournament (3)		FSN/CBS

- (1) Salt Lake City, Utah. (EnergySolutions Arena)
- (2) Global Sports Hoops Showcase, Eugene, Ore.
- (3) Los Angeles, Calif. (STAPLES Center)

* Pac-12 Game
Game times local to site.

**2010-11 RESULTS
(21-18, 7-11)**

11/12	North Dakota State (1)	W/OT	97-92
11/13	Denver (1)	W	68-56
11/14	UC Santa Barbara (1)	W	72-70
11/20	San Jose State	L	72-75
11/23	Texas Southern	W	75-52
11/27	vs. No. 1 Duke (2)	L	71-98
12/2	No. 9 Missouri (3)	L	80-83
12/5	Portland State	W	68-49
12/11	Willamette	W	100-67
12/13	Jacksonville State	W	74-56
12/17	at Virginia	L	48-63
12/21	Idaho	L	65-69
12/30	Arizona*	L	57-76
1/1	Arizona State*	L	55-60
1/6	at No. 23 Washington*	L	69-87
1/8	at Washington State*	L	63-77
1/13	USC*	W	68-62
1/15	UCLA*	L	59-67
1/22	at Oregon State*	W	63-59
1/27	at Stanford*	W	67-59
1/29	at California*	L	77-85
2/3	Washington State*	W	69-43
2/5	No. 20 Washington*	W	81-76
2/10	at UCLA*	L	54-64
2/12	at USC*	W	61-51
2/19	Oregon State*	W	82-63
2/24	California*	L	71-81
2/26	Stanford*	L	71-88
3/3	at Arizona State*	L	53-73
3/5	at No. 18 Arizona*	L	82-90
3/9	vs. Arizona State (4)	W	76-69
3/10	vs. UCLA (4)	W	76-59
3/11	vs. Washington (4)	L	51-69
3/16	Weber State (5)	W	68-59
3/21	Duquesne (5)	W	77-75
3/23	Boise State (5)	W	79-71
3/28	at Creighton (5)	L	76-84
3/30	Creighton (5)	W	71-58
4/1	Creighton (5)	W	71-69

- (1) BTI Invitational - Eugene, Ore.
- (2) Portland, Ore. (Rose Garden Arena)
- (3) Big 12/Pac-10 Hardwood Series
- (4) Pacific Life Pac-10 Tournament - Los Angeles
- (5) CBI Postseason Tournament

RECENT FINISHES

Year	CONF.		ALL		Post.
	W-L	Fin.	W-L		
78-79	7-11	6t	12-15		
79-80	5-13	7t	10-17		
80-81	6-12	7	13-14		
81-82	4-14	8t	9-18		
82-83	5-13	9	9-18		
83-84	11-7	3	16-13	NIT	
84-85	8-10	6	15-16		
85-86	6-12	9	11-17		
86-87	8-10	7	16-14		
87-88	10-8	5	16-14	NIT	
88-89	3-15	9	8-21		
89-90	10-8	5	15-14	NIT	
90-91	8-10	5t	13-15		
91-92	2-16	10	6-21		
92-93	3-15	9	10-20		
93-94	6-12	8	10-17		
94-95	11-7	4	19-9	NCAA	
95-96	9-9	5t	16-13		
96-97	8-10	7	17-11	NIT	
97-98	8-10	5t	13-14		
98-99	8-10	5t	19-13	NIT*	
99-00	13-5	3	22-8	NCAA	
00-01	5-13	6t	14-14		
01-02	14-4	1	26-9	NCAA&	
02-03	10-8	5^	23-10	NCAA	
03-04	9-9	4t	18-13	NIT*	
04-05	6-12	8t	14-13		
05-06	7-11	7	15-18		
06-07	11-7	3t^	29-8	NCAA&	
07-08	9-9	5t	18-14	NCAA	
08-09	2-16	10	8-23		
09-10	7-11	8t	16-6		
10-11	7-11	7t	21-18	CBI%	

* - NIT Final Four
^ - Pac-10 Tournament Champion
& - NCAA Elite Eight
% - CBI Champion

2010-11 OREGON STATISTICS (Overall: 21-18, Pac-10: 7-11/T7th)

Player	GP-GS	Min/Avg	TOTAL		3-PTS		REBOUNDS		PF-FO	A	TO	Blk	Stl	Pts	Avg			
			FG-A	Pct	3FG-A	Pct	FT-A	Pct								Off/Def	Tot	Avg
Catron, Joevan	37-37	1023/27.6	195-416	.469	20-69	.290	178-248	.718	88/159	247	6.7	95-2	56	88	12	42	588	15.9
Singler, E.J.	39-39	1188/30.5	149-323	.461	55-138	.399	104-122	.852	64/156	220	5.6	101-2	66	58	29	41	457	11.7
Strowbridge, Jay-R	39-7	1000/25.6	132-327	.404	57-171	.333	47-61	.770	31/62	93	2.4	73-1	40	35	4	27	368	9.4
Armstead, Malcolm	38-25	1044/27.5	128-298	.430	30-93	.323	41-59	.695	31/81	112	2.9	107-4	167	102	0	89	327	8.6
Sim, Garrett	39-36	1022/26.2	112-272	.412	52-150	.347	44-53	.830	25/64	89	2.3	63-0	71	37	2	30	320	8.2
Jacob, Jeremy	17-8	249/14.6	48-117	.410	0-0	.000	10-21	.476	17/42	59	3.5	27-0	8	12	5	6	106	6.2
Nared, Tyrone	39-21	780/20.0	75-165	.455	11-33	.333	37-53	.698	60/93	153	3.9	90-2	17	41	30	24	198	5.1
Loyd, Johnathan	39-16	746/19.1	61-190	.321	21-79	.266	42-57	.737	10/64	74	1.9	92-3	90	52	1	34	185	4.7
Williams, Teondre	37-6	571/15.4	65-157	.414	27-68	.397	11-17	.647	21/43	64	1.7	42-1	22	32	16	25	168	4.5
Seiferth, Martin	12-0	51/4.3	3-9	.333	0-0	.000	2-4	.500	3/6	9	0.8	7-0	2	5	3	1	8	0.7
Losli, Matt	13-0	27/2.1	2-3	.667	0-1	.000	1-2	.500	1/5	6	0.5	1-0	2	3	0	0	5	0.4
Lucenti, Nicholas	5-0	8/1.6	0-2	.000	0-1	.000	1-2	.500	0/0	0	0.0	1-0	0	0	0	0	1	0.2
Fearn, Nicholas	26-0	118/4.5	1-7	.143	0-2	.000	2-5	.400	7/19	26	1.0	12-0	4	6	1	2	4	0.2
TEAM									62/56	118	3.0	0	6				2	
OREGON	39		972-2287	.425	273-805	.339	520-704	.739	420/850	1270	32.6	711-15	545	477	103	321	2737	70.2
Opponents	39		941-2109	.446	287-785	.366	535-758	.706	399/949	1348	34.6	691-	532	601	156	209	2704	69.3

BEAVER FACTS

Location: Corvallis, OR 97331
Founded/Enrollment: 1868/23,761
Colors: Orange & Black (Pantone® 172)
Joined Pac-12: 1915-16
All-Time Record: 1,619-1,218 (110 years)

President: Dr. Edward Ray
Faculty Rep: Dr. Joseph Spatafora
Athletic Director: Bob DeCarolis
SWA: Marianne Vydra

Head Coach: Craig Robinson (Princeton, '83)

Career Record: 73-84 (5 years)
OSU Record: 43-56 (3 years)
Pac-12 Record: 20-34 (3 years)
Office: (541) 737-2076
Fax: (541) 737-6179

Associate Head Coach: Doug Stewart
Assistant Coaches: Nate Pomeday, David Grace

Basketball SID: Shawn Schoeffler
E-mail: shawn.schoeffler@oregonstate.edu
Office: (541) 737-8898
Cell: (541) 231-1430

Local Radio: KEJO (1240 AM)

Home Court: Gill Coliseum (10,400/1949)
Record in Gill: 541-277 (62 years)
Press Row Phone: (541) 737-3020
Press Will-Call: East side of Coliseum
Press Row Location: Front row of upper level, opposite team benches.

RECORD HOLDERS

POINTS

Career: 2172 – Gary Payton, 1987-90
Season: 775 – Mel Counts, 1964
Game: 58 – Gary Payton vs. USC, 2/22/90

THREE-POINT FIELD GOALS

Career: 180 – Chris Stephens, 2003-06
Season: 82 – Gary Payton, 1989
Game: 7 – Three times. Last, Nick DeWitz vs. California, 2/26/05

REBOUNDS

Career: 1375 – Mel Counts, 1962-64
Season: 489 – Mel Counts, 1964
Game: 36 – Swede Halbrook vs. Idaho, 2/15/55

ASSISTS

Career: 938 – Gary Payton, 1987-90
Season: 244 – Gary Payton, 1989
Game: 15 – Gary Payton vs. Arizona State, 11/30/89

STEALS

Career: 321 – Gary Payton, 1987-90
Season: 100 – Gary Payton, 1990
Game: 8 – Three times. Last, Jared Cunningham vs. Washington State, 3/4/10

BLOCKED SHOTS

Career: 172 – Scott Haskin, 1989-93
Season: 68 – Scott Haskin, 1992
Game: 6 – Five times. Last, Nick DeWitz vs. Texas Pan-American, 12/28/05

OREGON STATE NUMERICAL ROSTER

No.	Name	Pos.	Ht.	Wt.	Yr.	Exp.	Hometown (Last School)
0	Kevin McShane	F	6-9	225	Sr.*	3L	Portland, Ore./Clackamas CC
1	Jared Cunningham	G	6-4	182	Jr.	2L	Oakland, Calif./San Leandro HS
2	Challe Barton	G	6-3	185	Fr.	HS	Gothenburg, Sweden/Sanda Academy
3	Ahmad Starks	G	5-8	153	So.	1L	Chicago, Ill./Whitney Young HS
4	Chris Brown	C	6-11	262	So.	1L	Houston, Texas/Oak Hill Academy
11	Joe Burton	F	6-7	280	Jr.	2L	Soboba, Calif./West Valley HS
12	Angus Brandt	C	6-10	237	Jr.	2L	Sydney, Australia/Blaxland HS
13	Rhys Murphy	F	6-7	195	So.*	1L	Sydney, Australia/Barker College Senior School
14	Daniel Gomis	F	6-10	225	Fr.	HS	Theis, Senegal/Oak Hill Academy
15	Eric Moreland	F	6-10	201	So.	1L	Missouri City, Texas/Hightower HS/UTEP
41	Daniel Jones	C	6-11	208	So.	1L	Orland, Calif./Hamilton Union HS
44	Devon Collier	F	6-7	206	So.	1L	Bronx, N.Y./St. Anthony HS
55	Roberto Nelson	G	6-3	188	So.*	1L	Santa Barbara, Calif./Santa Barbara HS

*- Has used redshirt year. Returning starter in **bold**.



HEAD COACH - CRAIG ROBINSON

- Named Oregon State's 20th men's basketball head coach on April 9, 2008.
- In just his first season at Oregon State, he guided the Beavers to the CBI Championship. It was OSU's first postseason appearance since the 2004-05 season.
- In just his second season at Brown, he led the Bears to a school-record 19 victories and their fourth-ever postseason tournament appearance. Robinson won more games (30) in his first two years than any other head coach in Brown history.
- A graduate of Princeton, he was the first two-time Ivy League Player of the Year under legendary coach Pete Carrill. Led the Tigers to two NCAA Tournament appearances.
- Spent six seasons as an assistant at Northwestern (2001-06).

ROBINSON YEAR-BY-YEAR

Year	School	ALL W-L	CONFERENCE W-L	Fin.	Conf.	POSTSEASON NCAA	Other
2006-07	Brown University	11-18	6-8	5th	Ivy		
2007-08	Brown University	19-10	11-3	2nd	Ivy		0-1 (CBI)
<i>Brown University totals (2 years)</i>		<i>30-28 (.517)</i>	<i>17-11 (.607)</i>			<i>0-0</i>	<i>0-1</i>
2008-09	Oregon State	18-18	7-11	8th	Pac-10		5-1 (CBI)
2009-10	Oregon State	14-18	8-10	15th	Pac-10		0-1 (CBI)
2010-11	Oregon State	11-20	5-13	9th	Pac-10		5-2 (.714)
<i>Oregon State totals (3 years)</i>		<i>43-56</i>	<i>20-34</i>				
Career totals (5 years)		73-84 (.465)	37-45 (.451)			0-0	5-3 (.625)

2011-12 SCHEDULE

November

Fri., 4.....Pacific (Ore.) (X) 7 p.m.
 Sat., 12.....Cal State Bakersfield 1:30 p.m.
 Mon., 14.....West Alabama (1) 7 p.m.
 Wed., 16.....Hofstra (1) 7 p.m.
 Sat., 19.....vs. Texas (2) 9 p.m.ESPN3
 Mon., 21.....vs. NC State/Vanderbilt (2) TBDESPN3
 Sat., 26.....at Towson 7 p.m.

December

Sun., 4.....Montana 5 p.m.ROOT NW
 Fri., 9.....Idaho 7 p.m.ROOT NW
 Tues., 13Illinois-Chicago 7 p.m.ROOT NW
 Thurs., 15.....Howard 7 p.m.
 Sun., 18.....Portland State 7 p.m.ROOT NW
 Wed., 21.....Chicago State 7 p.m.
 Thurs., 29.....at Washington* 6 p.m.ROOT NW
 Sat., 31.....at Washington State* (3) 3 p.m.ROOT NW

January

Thurs., 5.....California* 7 p.m.
 Sat., 7.....Stanford* 7 p.m.ROOT NW
 Thurs., 12.....at Arizona* 6:30 p.m.ROOT NW
 Sat., 14.....at Arizona State* 6 p.m.ROOT NW
 Thurs., 19.....UCLA* 7:30 p.m.FSN
 Sat., 21.....USC* 7:30 p.m.ROOT NW
 Sun., 29.....at Oregon* 3:30 p.m.FSN

February

Thurs., 2.....at Colorado* 7 p.m.
 Sat., 4.....at Utah* TBA
 Thurs., 9.....Washington State* TBA
 Sun., 12.....Washington* 2:30 p.m.FSN
 Thurs., 16.....at Stanford* TBA
 Sat., 18.....at California* 7 p.m.CSN CA
 Sun., 26.....Oregon* 4:30 p.m.FSN

March

Thurs., 1.....Utah* TBA
 Sat., 3.....Colorado* TBA
 7-10Pacific Life Pac-12 Tournament (4) FSN/CBS

- (1) TicketCity Legends Classic Regional Round
- (2) TicketCity Legends Classic Championship Round (East Rutherford, N.J.)
- (3) Spokane, Wash. (Spokane Arena)
- (4) Los Angeles, Calif. (STAPLES Center)

* Pac-12 Game
 Game times local to site.

2010-11 RESULTS

(11-20, 5-13)

11/14	Texas-Arlington	W	71-56
11/17	at Seattle	L	80-83
11/21	Texas Southern	L	60-66
11/24	UNC Charlotte	W	83-70
11/27	at Howard	W	84-74
12/1	Utah Valley	L	68-70
12/4	at Colorado (1)	L	57-83
12/12	Texas-Pan American	W	89-69
12/15	at Montana	L	66-71
12/18	George Washington	L	79-87
12/22	Illinois-Chicago	W	74-54
12/30	Arizona State*	W	80-58
1/2	Arizona*	W	76-75
1/6	at Washington State*	L	70-84
1/8	at No. 23 Washington*	L	72-103
1/13	UCLA*	L	57-62
1/15	USC*	W	80-76
1/22	Oregon*	L	59-63
1/27	at California*	L	57-85
1/29	at Stanford*	L	56-70
2/3	No. 20 Washington*	W	68-56
2/5	Washington State*	L	55-61
2/10	at USC*	L	56-67
2/12	at UCLA*	L	61-69
2/19	at Oregon*	L	63-82
2/24	Stanford*	W	87-80
2/26	California*	L	76-87
3/3	at No. 18 Arizona*	L	59-70
3/5	at Arizona State*	L	66-80
3/9	vs. Stanford (2)	W	69-67
3/10	vs. No. 16 Arizona (2)	L	69-78

- (1) Big 12/Pac-10 Hardwood Series
- (2) Pacific Life Pac-10 Tournament - Los Angeles

RECENT FINISHES

Year	CONF.		ALL		Post.
	W-L	Fin.	W-L		
78-79	11-7	3	18-10		NIT
79-80	16-2	1	26-4		NCAA
80-81	17-1	1	26-2		NCAA
81-82	16-2	1	25-5		NCAA
82-83	12-6	3t	20-11		NIT
83-84	15-3	1t	22-7		NCAA
84-85	12-6	3t	22-9		NCAA
85-86	8-10	5t	12-15		
86-87	10-8	3t	19-11		NIT
87-88	12-6	2t	20-11		NCAA
88-89	13-5	3t	22-8		NCAA
89-90	15-3	1t	22-7		NCAA
90-91	8-10	5t	14-14		
91-92	7-11	7	15-16		
92-93	9-9	5t	13-14		
93-94	2-16	10	6-21		
94-95	6-12	7	9-18		
95-96	2-16	10	4-23		
96-97	3-15	9	7-20		
97-98	3-15	9t	13-17		
98-99	7-11	7t	13-14		
99-00	5-13	8t	13-16		
00-01	4-14	9t	10-20		
01-02	4-14	9	12-17		
02-03	6-12	6t	13-15		
03-04	6-12	9	12-16		
04-05	8-10	5	17-15		NIT
05-06	5-13	8t	13-18		
06-07	3-15	9	11-21		
07-08	0-18	10	6-25		
08-09	7-11	8	18-18		CBI*
09-10	8-10	t5	14-18		CBI
10-11	5-13	9	11-20		

* - CBI Champions

2010-11 OREGON STATE STATISTICS (Overall: 11-20, Pac-10: 5-13/9th)

Player	GP-GS	Min/Avg	TOTAL		3-PTS		REBOUNDS		PF-FO	A	TO	Blk	Stl	Pts	Avg			
			FG-A	Pct	3FG-A	Pct	FT-A	Pct								Off/Def	Tot	Avg
Cunningham, Jared	30-29	877/29.2	117-268	.437	27-75	.360	166-213	.779	32/60	92	3.1	79-2	63	74	6	85	427	14.2
Haynes, Calvin	29-14	679/23.4	87-214	.407	18-68	.265	77-98	.786	22/69	91	3.1	44-0	62	65	3	34	269	9.3
Starks, Ahmad	30-11	660/22.0	84-236	.356	42-130	.323	24-28	.857	6/22	28	0.9	43-0	46	37	0	18	234	7.8
Nelson, Roberto	24-6	418/17.4	57-149	.383	20-63	.317	45-53	.849	16/27	43	1.8	61-1	35	46	2	14	179	7.5
Johnson, Omari	31-27	828/26.7	90-196	.459	16-67	.239	27-52	.519	58/135	193	6.2	43-0	32	46	9	26	223	7.2
Burton, Joe	30-16	774/25.8	87-182	.478	0-1	.000	35-71	.493	44/124	168	5.6	86-3	73	75	9	36	209	7.0
Collier, Devon	30-24	596/19.9	74-128	.578	0-0	.000	61-108	.565	58/74	132	4.4	35-0	22	36	23	27	209	7.0
Wallace, Lathen	29-4	479/16.5	61-160	.381	27-91	.297	51-71	.718	16/42	58	2.0	41-0	13	25	1	22	200	6.9
Brandt, Angus	29-21	464/16.0	56-136	.412	9-27	.333	18-34	.529	31/42	73	2.5	79-2	17	32	8	15	139	4.8
McShane, Kevin	31-3	291/9.4	13-22	.591	0-1	.000	3-7	.429	21/29	50	1.6	41-1	8	16	3	10	29	0.9
Brown, Chris	15-0	38/2.5	5-16	.313	0-0	.000	2-7	.286	4/7	11	0.7	8-0	0	4	0	0	12	0.8
Deane, Daniel	13-0	39/3.0	3-10	.300	0-1	.000	4-7	.571	8/12	20	1.5	6-0	2	8	1	2	10	0.8
Jones, Daniel	8-0	15/1.9	2-5	.400	1-2	.500	0-0	.000	1/0	1	0.1	1-0	0	0	0	0	5	0.6
Moreland, Eric	4-0	12/3.0	1-3	.333	0-0	.000	0-3	.000	4/1	5	1.3	1-0	1	0	3	2	2	0.5
Murphy, Rhys	4-0	30/7.5	0-2	.000	0-1	.000	0-1	.000	0/2	2	0.5	6-0	0	2	0	2	0	0.0
TEAM									60/37	97	3.1	1		6				
OREGON STATE	31		737-1727	.427	160-527	.304	513-753	.681	381/683	1064	34.3	575-9	374	472	68	293	2147	69.3
Opponents	31		783-1698	.461	262-701	.374	428-633	.676	336/735	1071	34.5	601-	468	504	113	192	2256	72.8

CARDINAL FACTS

Location: Stanford, CA 94305
Founded/Enrollment: 1891/15,140
Colors: Cardinal (Pantone® 201) & White
Joined Pac-12: 1916-17
All-Time Record: 1,377-1,042 (96 years)

President: John L. Hennessy
Faculty Rep: Ramon Saldivar
Athletic Director: Bob Bowsby
SWA: Beth Goode

Head Coach: Johnny Dawkins (Duke '86)
Career Record: 49-48 (3 years)
Stanford Record: 49-48 (3 years)
Pac-12 Record: 20-34 (3 years)
Office: (650) 723-0562
Fax: (650) 723-5739

Assistant Coaches: Dick Davey, Charles Payne, Mike Schrage

Basketball SID: Brian Risso
E-Mail: brisso@stanford.edu
Cell: (650) 200-9513

Local Radio: KNBR 1050 AM

Home Court: Maples Pavilion
 (7,329/1968)

Record in Maples: 435-185 (43 years)
Press Row Phone: (650) 723-4418 or
 498-0368

Press Will-Call: Booth on north side

RECORD HOLDERS

POINTS

Career: 2336 – Todd Lichti, 1986-89
Season: 734 – Adam Keefe, 1992
Game: 50 – Hank Luisetti vs. Duquesne,
 1/1/38

THREE-POINT FIELD GOALS

Career: 241 – Dion Cross, 1993-96
Season: 93 – Jeremy Green, 2009-10
Game: 8 – Twice; last, Julius Barnes vs.
 Rice, 11/24/02

REBOUNDS

Career: 1119 – Adam Keefe, 1989-92
Season: 355 – Adam Keefe, 1992
Game: 27 – Rich Kelley vs. Kentucky,
 12/22/73

ASSISTS

Career: 780 – Brevin Knight, 1994-97
Season: 234 – Brevin Knight, 1997
Game: 16 – Mitch Johnson vs. Mar-
 quette, 3/22/08

STEALS

Career: 298 – Brevin Knight, 1994-97
Season: 83 – Brevin Knight, 1997
Game: 10 – Brevin Knight vs. McNeese
 State, 12/20/93

BLOCKED SHOTS

Career: 167 – Tim Young, 1994-99
Season: 85 – Curtis Borchardt, 2002
Game: 12 – Brook Lopez vs. USC,
 1/25/07

STANFORD NUMERICAL ROSTER

No.	Name	Pos.	Ht.	Wt.	Yr.	Exp.	Hometown (Last School)
2	Aaron Bright	G	5-11	175	So.	1L	Bellevue, Wash./Bellevue HS
3	Anthony Brown	G/F	6-6	200	So.	1L	Huntington Beach, Calif./Ocean View HS
4	Stefan Nastic	C	6-11	225	Fr.*	RS	Thornhill, Ont., Canada/Thornhill Secondary School
10	Robbie Lemons	G	6-3	193	So.	1L	Carmichael, Calif./Sacramento Country Day HS
11	Andy Brown	F	6-7	218	Jr.*	SQ	Yorba Linda, Calif./Mater Dei HS
13	Josh Owens	F/C	6-8	230	Sr.*	3L	Kennesaw, Ga./Phillips Exeter Academy
22	Jarrett Mann	G	6-4	190	Sr.	3L	Middletown, Del./Blair Academy HS
23	Gabriel Harris	G	6-2	190	Jr.	2L	Birmingham, Ala./The Altamont School
24	Josh Huestis	F	6-7	223	So.	1L	Great Falls, Mont./C.M. Russell HS
32	Chris Barnum	G	6-1	175	So.	1L	Los Angeles, Calif./Harvard-Westlake HS
33	Dwight Powell	F	6-9	227	So.	1L	Toronto, Ontario, Canada/IMG Academy
34	Andrew Zimmermann	F	6-8	230	Sr.	2L	Oostburg, Wis./Foothill College
40	John Gage	F/C	6-9	220	So.	1L	Vashon Island, Wash./Vashon Island HS
50	Jack Trotter	F/C	6-9	230	Sr.	3L	Moraga, Calif./Campolindo HS
	Chasson Randle	G	6-1	170	Fr.	HS	Rock Island, Ill./Rock Island HS

*- Has used redshirt year. Returning starter in **bold**.



HEAD COACH - JOHNNY DAWKINS

- Named Stanford's 17th men's basketball head coach on April 28, 2008.
- Completed a three-year commitment with the USA Basketball Senior National Team as the program's Player Personnel Director from 2006-08. That team won the gold medal at the 2008 Olympics in Beijing.
- Spent 11 years as a member of the Duke coaching staff, the last nine seasons as the associate head coach. During that time, Duke sported a 330-60 record and won the national championship in 2001.
- Two-time consensus All-American at Duke (1985 and 1986). Concluded his Duke career as the school's all-time leading scorer.
- A 1986 first-round NBA draft pick (10th overall) by San Antonio. Spent nine seasons in the NBA with San Antonio, Philadelphia and Detroit.

DAWKINS YEAR-BY-YEAR

Year	School	ALL	CONFERENCE	POSTSEASON			
		W-L	W-L	Fin.	Conf.	NCAA	Other
2008-09	Stanford	20-14	6-12	9th	Pac-10		2-1 (CBI)
2009-10	Stanford	14-18	7-11	t8th	Pac-10		
2010-11	Stanford	15-16	7-11	T6th	Pac-10		
<i>Stanford totals (3 years)</i>		<i>49-48 (.505)</i>	<i>20-34 (.370)</i>			<i>0-0</i>	<i>2-1 (.667)</i>
Career totals (3 years)		49-48 (.505)	20-34 (.370)			0-0	2-1 (.667)

2011-12 SCHEDULE

October
Sun., 23.....Cardinal-White Game.....2 p.m.

November
Sat., 5.....Ryerson (X).....7 p.m.
Fri., 11.....Central Arkansas.....7 p.m.
Mon., 14.....Fresno State (1).....8 p.m.ESPNU
Tues., 15.....Colorado State/SMU (1).....8 p.m.ESPNU
Fri., 18.....at UC Davis.....7 p.m.
Mon., 21-25.TBD (2).....TBD
Mon., 28.....Pacific.....7 p.m.

December
Thurs., 1.....at Seattle.....7:10 p.m.
Sun., 4.....North Carolina State.....1 p.m.FSN
Sat., 17.....San Diego.....5 p.m.
Mon., 19.....Bethune-Cookman.....7 p.m.
Thurs., 22.....Butler.....6 p.m.FSN
Thurs., 29.....UCLA*.....8 p.m.FSN
Sat., 31.....USC*.....3:30 p.m.FSW

January
Thurs., 5.....at Oregon*.....6 p.m.CSNBA
Sat., 7.....at Oregon State*.....7 p.m.CSNBA
Thurs., 12.....Utah*.....7 p.m.
Sat., 14.....Colorado*.....1 p.m.FSN
Thurs., 19.....at Washington State*.....TBA
Sat., 21.....at Washington*.....3 p.m.CSNBA
Sun., 29.....at California*.....5:30 p.m.FSN

February
Thurs., 2.....Arizona State*.....TBA
Sat., 4.....Arizona*.....12 p.m.FSN
Thurs., 9.....at UCLA*.....6/8 p.m.Wildcard
Sun., 12.....at USC*.....4:30 p.m.FSN
Thurs., 16.....Oregon State*.....TBA
Sun., 19.....Oregon*.....4:30 p.m.FSN
Thurs., 23.....at Colorado*.....7 p.m.
Sat., 25.....at Utah*.....TBA

March
Sun., 4.....California*.....2:30 p.m.FSN
7-10.....Pacific Life Pac-12 Tournament (3).....FSN/CBS

(1) NIT Season Tip-Off 1st/2nd round
(2) NIT Consolation, Site TBD/NIT Semifinals, New York, N.Y. (Madison Square Garden)
(3) Los Angeles, Calif. (STAPLES Center)

* Pac-12 Game
Game times local to site.

**2010-11 RESULTS
(15-16, 7-11)**

11/15	San Diego	W	64-48
11/18	Virginia	W	81-60
11/21	Arkansas-Pine Bluff	W	92-49
11/25	vs. Murray State (1)	L	52-55
11/26	vs. Tulsa (1)	L	53-65
11/28	vs. DePaul (1)	W/OT	81-74
12/12	UC Riverside	W	55-48
12/15	North Carolina A&T	W	76-59
12/18	at Butler	L	50-83
12/21	at Oklahoma State (2)	L	68-79
12/28	Yale	W	60-44
1/2	California*	W	82-68
1/6	at Arizona State*	W	55-41
1/9	at Arizona*	L	57-67
1/13	No. 17 Washington*	W	58-56
1/15	Washington State*	L	58-61
1/20	at USC*	L	42-65
1/22	at UCLA*	L	57-68
1/27	Oregon*	L	59-67
1/29	Oregon State*	W	70-56
2/3	No. 21 Arizona*	L	69-78
2/5	Arizona State*	W	83-75
2/10	at Washington State*	W	75-62
2/12	at Washington*	L	76-87
2/17	UCLA*	L	65-69
2/19	USC*	L	53-69
2/24	at Oregon State*	L	80-87
2/26	at Oregon*	W	88-71
3/1	Seattle	W	77-66
3/5	at California*	L	55-74
3/9	vs. Oregon State (3)	L	67-69

(1) Anaheim Classic - Anaheim, Calif.
(2) Big 12/Pac-10 Hardwood Classic
(3) Pacific Life Pac-10 Tournament - Los Angeles

RECENT FINISHES

Year	CONF.		ALL		Post.
	W-L	Fin.	W-L		
78-79	6-12	8t	12-15		
79-80	5-13	7t	7-19		
80-81	5-13	8t	9-18		
81-82	2-16	10	7-20		
82-83	6-12	8	14-14		
83-84	8-10	5t	19-12		
84-85	3-15	10	11-17		
85-86	8-10	5t	14-16		
86-87	9-9	6	15-13		
87-88	11-7	4	21-12	NIT	
88-89	15-3	2	26-7	NCAA	
89-90	9-9	6	18-12	NIT*	
90-91	8-10	5t	20-13	NIT	
91-92	10-8	4	18-11	NCAA	
92-93	2-16	10	7-23		
93-94	10-8	4t	17-11	NIT	
94-95	10-8	5t	20-9	NCAA	
95-96	13-5	3	21-8	NCAA	
96-97	12-6	2t	22-8	NCAA	
97-98	15-3	2	30-5	NCAA#	
98-99	15-3	1	26-7	NCAA	
99-00	15-3	1t	27-4	NCAA	
00-01	16-2	1	31-3	NCAA	
01-02	12-6	2t	20-10	NCAA	
02-03	14-4	2nd	24-9	NCAA	
03-04	17-1	1^	30-2	NCAA	
04-05	11-7	3t	18-13	NCAA	
05-06	11-7	4t	16-14	NIT	
06-07	10-8	6	18-13	NCAA	
07-08	13-5	2	28-8	NCAA#	
08-09	6-12	9	20-14	CBI	
09-10	7-11	8	14-18		
10-11	7-11	7t	15-16		

* - NIT Champion
- NCAA Final Four
& - NCAA Sweet 16
^ - Pac-10 Tournament Champion

2010-11 STANFORD STATISTICS (Overall: 15-16, Pac-10: 7-11/T7th)

Player	GP-GS	Min/Avg	TOTAL		3-PTS		FT-A		REBOUNDS		PF-FO	A	TO	Blk	Stl	Pts	Avg	
			FG-A	Pct	3FG-A	Pct	Pct	Pct	Off/Def	Tot								Avg
Green, Jeremy	31-31	1011/32.6	173-409	.423	88-205	.429	85-107	.794	18/87	105	3.4	73-0	30	66	4	16	519	16.7
Owens, Josh	31-31	855/27.6	149-257	.580	0-0	.000	61-99	.616	78/123	201	6.5	85-4	36	61	29	25	359	11.6
Brown, Anthony	30-12	718/23.9	90-216	.417	42-119	.353	39-55	.709	31/66	97	3.2	40-1	23	32	7	16	261	8.7
Powell, Dwight	31-26	756/24.4	88-187	.471	7-25	.280	69-101	.683	43/117	160	5.2	93-1	30	44	28	24	252	8.1
Bright, Aaron	31-8	585/18.9	48-139	.345	31-90	.344	32-36	.889	3/26	29	0.9	51-0	61	39	0	13	159	5.1
Mann, Jarrett	31-31	887/28.6	45-148	.304	1-17	.059	60-122	.492	23/75	98	3.2	72-1	130	80	6	30	151	4.9
Gage, John	20-1	166/8.3	25-63	.397	17-46	.370	8-10	.800	11/14	25	1.3	16-0	3	8	6	0	75	3.8
Trotter, Jack	28-12	383/13.7	35-76	.461	3-14	.214	17-29	.586	30/65	95	3.4	45-0	8	17	6	3	90	3.2
Nastic, Stefan	5-0	55/11.0	5-12	.417	0-2	.000	5-8	.625	5/13	18	3.6	7-0	2	5	1	0	15	3.0
Zimmermann, A.	25-1	295/11.8	27-67	.403	2-11	.182	15-27	.556	26/33	59	2.4	51-0	14	26	11	10	71	2.8
Huestis, Josh	28-0	276/9.9	24-55	.436	2-10	.200	13-20	.650	27/29	56	2.0	17-0	7	7	7	3	63	2.3
Harris, Gabriel	26-2	197/7.6	11-40	.275	4-14	.286	11-15	.733	0/15	15	0.6	18-0	15	23	1	8	37	1.4
Lemons, Robbie	10-0	37/3.7	2-7	.286	1-3	.333	1-3	.333	1/2	3	0.3	3-0	1	2	0	0	6	0.6
Mills, Doug	1-0	2/2.0	0-0	.000	0-0	.000	0-0	.000	0/0	0	0.0	0-0	0	0	0	0	0	0.0
Barnum, Chris	1-0	2/2.0	0-0	.000	0-0	.000	0-0	.000	1/0	1	1.0	0-0	0	0	0	1	0	0.0
TEAM									44/50	94	3.0	1		6				
STANFORD	31		722-1676	.431	198-556	.356	416-632	.658	341/715	1056	34.1	572-7	360	416	106	149	2058	66.4
Opponents	31		704-1633	.431	196-538	.364	416-593	.702	301/706	1007	32.5	566-	362	437	82	184	2020	65.2

BRUIN FACTS

Location: Los Angeles, CA 90024
Founded/Enrollment: 1919/37,500
Colors: Blue & Gold (Pantone® 286c/123c)
Joined Pac-12: 1927-28
All-Time Record: 1,709-755 (92 years)

Chancellor: Dr. Gene D. Block
Faculty Rep: Donald Morrison
Athletic Director: Daniel G. Guerrero
SWA: Petrina Long

Head Coach: Ben Howland (Weber State '79)
Career Record: 357-182 (17 years)
UCLA Record: 189-83 (8 years)
Pac-12 Record: 97-47 (8 years)
Office: (310) 825-8699
Fax: (310) 206-3440

Assistant Coaches: Scott Garson, Phil Mathews, Corey McCray

Basketball SID: Ryan Finney
E-mail: rfinney@athletics.ucla.edu
Cell: (424) 832-0676

Local Radio: KLAC Sports (570 AM)

2011-12 Home Court: LA Sports Arena (16,161)
 Pauley Pavilion (12,819/1965)--Under Renovation
Record in Pauley: 637-99 (46 years)
Press Row Phone: (310) 825-1899
Press Will-Call: Central Ticket Office
Press Row Location: Upper north level

RECORD HOLDERS

POINTS

Career: 2608 – Don MacLean, 1989-92
Season: 870 – Lew Alcindor, 1967
Game: 61 – Lew Alcindor vs. Washington State, 2/25/67

THREE-POINT FIELD GOALS

Career: 317 – Jason Kapono, 2000-03
Season: 87 – Jason Kapono, 2002
 87 – Arron Afflalo, 2007
Game: 9 – Jason Kapono vs. Washington State, 1/4/03

REBOUNDS

Career: 1370 – Bill Walton, 1972-74
Season: 506 – Bill Walton, 1973
Game: 28 – Willie Naulls vs. Arizona State, 1/28/56

ASSISTS

Career: 833 – Pooh Richardson, 1986-89
Season: 236 – Pooh Richardson, 1989
Game: 16 – Earl Watson vs. Maryland, 3/18/00

STEALS

Career: 235 – Earl Watson, 1998-2001
Season: 82 – Cameron Dollar, 1997
Game: 11 – Tyus Edney vs. George Mason, 12/22/94

BLOCKED SHOTS

Career: 188 – Jelani McCoy, 1996-98
Season: 102 – Jelani McCoy, 1996
Game: 11 – Jelani McCoy vs. Maryland, 12/9/95

UCLA NUMERICAL ROSTER

No.	Name	Pos.	Ht.	Wt.	Yr.	Exp.	Hometown (Last School)
0	Anthony Stover	C	6-10	235	So.*	1L	Pasadena, Calif./Windward School
1	Tyler Lamb	G	6-5	200	So.	1L	West Covina, Calif./Mater Dei HS
2	Kenny Jones	G	6-0	190	Sr.	SQ	Los Angeles, Calif./St. Bernard HS
4	Tyler Trapani	G	6-0	190	Sr.	3L	Simi Valley, Calif./Simi Valley HS
5	Jerime Anderson	G	6-2	183	Sr.	3L	Anaheim, Calif./Canyon HS
11	Lazeric Jones	G	6-0	187	Sr.	1L	Chicago, Ill./John A. Logan College
13	Matt DeMarcus	G	6-3	203	Sr.	1L	Solvang, Calif./Santa Ynez Valley Union HS
14	Jack Haley	G	6-4	185	So.	1L	Seal Beach, Calif./Los Alamitos HS
15	Blake Arnet	G	6-0	180	Sr.	3L	Laguna Niguel, Calif./Mater Dei HS
20	David Wear	F	6-10	225	So.*	TR	Huntington Beach, Calif./North Carolina
21	Brendan Lane	F	6-9	223	Jr.	2L	Rocklin, Calif./Rocklin HS
22	Reeves Nelson	F	6-8	235	Jr.	2L	Modesto, Calif./Modesto Christian HS
24	Travis Wear	F	6-10	220	So.*	TR	Huntington Beach, Calif./North Carolina
34	Joshua Smith	C	6-10	305	So.	1L	Kent, Wash./Kentwood HS
	David Brown	G	6-3	185	Fr.	HS	Anaheim Hills, Calif./Mater Dei HS
	Larry Drew II	G	6-2	180	Sr.	TR	Encino, Calif./North Carolina
	Nick Kazemi	G	6-2	175	Fr.	HS	Santa Ana, Calif./Tustin HS
	Khalid McCaskill	G	6-5	185	Fr.	HS	Harlem, N.Y./Brewster Academy
	De'End Parker	G	6-6	215	Jr.	TR	San Francisco, Calif./City College of San Francisco
	Norman Powell	G	6-3	200	Fr.	HS	San Diego, Calif./Lincoln HS

* - Has used redshirt year. Returning starter in **bold**.



HEAD COACH - BEN HOWLAND

- Named the 12th head coach in Bruin history on April 2, 2003.
- Has led the Bruins to three consecutive Final Four appearances (2006-08), including UCLA's 13th appearance in the NCAA Championship game (2006).
- In 2003, guided the University of Pittsburgh to a No. 4 (Associated Press) ranking and advanced to the Sweet 16 of the NCAA Tournament.
- In 2002, was named the Big East Coach of the Year and consensus National Coach of the Year after leading the Panthers to a 29-6 mark, and a No. 9 final ranking.
- Five-year stint at Northern Arizona included Big Sky Coach of the Year honors (1997) and a Big Sky record 27 league wins in a two-year period (1997-98).
- Spent 12 seasons as an assistant coach for UC Santa Barbara.

HOWLAND YEAR-BY-YEAR

Year	School	ALL W-L	CONFERENCE W-L	Fin.	Conf.	POSTSEASON NCAA	Other
1994-95	Northern Arizona	9-17	4-10	7th	Big Sky		
1995-96	Northern Arizona	7-19	3-11	7th	Big Sky		
1996-97	Northern Arizona	21-7	14-2	1st	Big Sky		0-1 (NIT)
1997-98	Northern Arizona	21-8	13-3	1st	Big Sky	0-1	
1998-99	Northern Arizona	21-8	12-4	2nd	Big Sky		
<i>Northern Arizona totals (5 years)</i>		<i>79-59 (.572)</i>	<i>46-30 (.605)</i>			<i>0-1 (.000)</i>	<i>0-1 (.000)</i>
1999-00	Pittsburgh	13-15	5-11	11th	Big East		
2000-01	Pittsburgh	19-14	7-9	5th	Big East		1-1 (NIT)
2001-02	Pittsburgh	29-6	13-3	1st*	Big East	2-1	
2002-03	Pittsburgh	28-5	13-3	T1st*	Big East#	2-1	
<i>Pittsburgh totals (4 years)</i>		<i>89-40 (.690)</i>	<i>38-26 (.594)</i>			<i>4-2 (.667)</i>	<i>1-2 (.333)</i>
2003-04	UCLA	11-17	7-11	T7th	Pac-10		
2004-05	UCLA	18-11	11-7	T3rd	Pac-10	0-1	
2005-06	UCLA	32-7	14-4	1st^	Pac-10	5-1++	
2006-07	UCLA	30-6	15-3	1st	Pac-10	4-1+	
2007-08	UCLA	35-4	16-2	1st^	Pac-10	4-1+	
2008-09	UCLA	26-9	13-5	2nd	Pac-10	1-1	
2009-10	UCLA	14-18	8-10	t5th	Pac-10		
2010-11	UCLA	23-11	13-5	2nd	Pac-10	1-1	
<i>UCLA totals (8 years)</i>		<i>189-83 (.695)</i>	<i>97-47 (.674)</i>			<i>15-6 (.714)</i>	<i>0-0</i>
Career totals (17 years)		357-182 (.662)	181-103 (.637)			19-9 (.679)	1-2 (.333)

- Big East Tournament champion
 * - Big East West Division title
 ^ - Pac-10 Tournament champion
 + - NCAA Final Four
 ++ - NCAA Championship Game

2011-12 SCHEDULE

November

Sun., 6.....CS Bernardino (X) (1)2 p.m.
 Fri., 11.....Loyola Marymount7:30 p.m.FSW
 Tues., 15.....Middle Tennessee State8 p.m.
 Mon., 21.....Chaminade (2).....4:30 p.m.ESPNU
 Tues., 22.....Kansas/Georgetown (2).....TBDESPN/2
 Wed., 23.....TBD (2)TBDESPN/2/U
 Mon., 28.....Pepperdine.....8 p.m.PT

December

Sat., 3.....Texas1:30 p.m.FSN/PT
 Sat., 10.....Penn ^4 p.m.
 Wed., 14.....Eastern Washington7:30 p.m.
 Sat., 17.....UC Davis ^TBA
 Tues., 20.....UC Irvine7:30 p.m.PT
 Fri., 23.....Richmond.....7:30 p.m.PT
 Thurs., 29.....at Stanford*8 p.m.FSN/PT
 Sat., 31.....at California*1 p.m.FSW

January

Thurs., 5.....Arizona ^ ^8 p.m.FSN/PT
 Sat., 7.....Arizona State* ^7:30 p.m.FSW
 Sun., 15.....at USC*6 p.m.FSN/PT
 Thurs., 19.....at Oregon State*7:30 p.m.FSN/PT
 Sat., 21.....at Oregon*1 p.m.FSW
 Thurs., 26.....Utah*7:30 p.m.PT
 Sat., 28.....Colorado*1 p.m.PT

February

Thurs., 2.....at Washington*6 p.m.ESPN/2
 Sat., 4.....at Washington State*4 p.m.RTNW
 Thurs., 9.....Stanford*6/8 p.m.Wild Card
 Sat., 11.....California*1 p.m.FSN/PT
 Wed., 15.....USC*7:30 p.m.PT
 Sat., 18.....at St. John's*1 p.m.CBS
 Thurs., 23.....at Arizona State*5:30/7:30 p.m.Wild Card
 Sat., 25.....at Arizona*11 a.m.CBS

March

Thurs., 1.....Washington State*7:30 p.m.Wild Card
 Sat., 3.....Washington*TBAWild Card
 7-10Pacific Life Pac-12 Tournament (3)FSN/CBS

- (1) Ontario, Calif. (Citizens Business Bank Arena)
- (2) EA Sports Maui Invitational, Maui, Hawaii (Lahaina Civic Center)
- (3) Los Angeles, Calif. (STAPLES Center)

* Pac-12 Game. Game times local to site.

^ At Honda Center (All other games are at Los Angeles Sports Arena unless otherwise noted)

2010-11 RESULTS

(23-11, 13-5)

11/12	Cal State Northridge	W	83-50
11/15	Pepperdine (1)	W	79-69
11/16	Pacific (1)	W	57-44
11/24	No. 7 Villanova (2)	L	70-82
11/26	VCU (2)	L	85-89
12/2	at No. 4 Kansas (3)	L	76-77
12/5	Montana	L	57-66
12/11	Cal Poly	W	72-61
12/13	UC Davis	W	74-67
12/18	vs. No. 16 BYU (4)	W	86-79
12/21	Montana State	W	75-59
12/23	UC Irvine	W	74-73
12/29	Washington State*	W	80-71
12/31	Washington*	L	63-74
1/9	at USC*	L	52-63
1/13	at Oregon State*	W	62-57
1/15	at Oregon*	W	67-59
1/20	California*	W	86-84
1/22	Stanford*	W	68-57
1/27	at Arizona*	L	74-85
1/29	at Arizona State*	W/OT	73-72
2/2	USC*	W	64-50
2/5	St. John's	W	66-59
2/10	Oregon*	W	64-54
2/12	Oregon State*	W	69-61
2/17	at Stanford*	W	69-65
2/20	at California*	L/OT	72-76
2/24	Arizona State*	W	71-53
2/26	No. 10 Arizona*	W	71-49
3/3	at Washington*	L	63-70
3/5	at Washington State*	W/OT	58-54
3/10	vs. Oregon (5)	L	59-76
3/17	vs. Michigan State (6)	W	78-76
3/19	vs. Florida (6)	L	65-73

- (1) NIT Season Tip-Off - Los Angeles
- (2) NIT Season Tip-Off - New York
- (3) Big 12/Pac-10 Hardwood Series
- (4) John R. Wooden Classic - Anaheim, Calif.
- (5) Pacific Life Pac-10 Tournament - Los Angeles
- (6) NCAA Tournament 2nd/3rd Rounds - Tampa

RECENT FINISHES

Year	CONF.		ALL		Post.
	W-L	Fin.	W-L		
78-79	15-3	1	25-5	NCAA	
79-80	12-6	4	22-10	NCAA^	
80-81	13-5	3	20-7	NCAA	
81-82	14-4	2	21-6		
82-83	15-3	1	23-6	NCAA	
83-84	10-8	4	17-11		
84-85	12-6	3t	21-12	NIT#	
85-86	9-9	4	15-14	NIT	
86-87	14-4	1%	25-7	NCAA	
87-88	12-6	2t	16-14		
88-89	13-5	3t	21-10	NCAA	
89-90	11-7	4	22-11	NCAA	
90-91	11-7	2	23-9	NCAA	
91-92	16-2	1	28-5	NCAA	
92-93	11-7	3t	22-11	NCAA	
93-94	13-5	2t	21-7	NCAA	
94-95	16-2	1	31-2	NCAA+	
95-96	16-2	1	32-8	NCAA	
96-97	15-3	1	24-8	NCAA	
97-98	12-6	3	24-9	NCAA	
98-99	12-6	3	22-9	NCAA	
99-00	10-8	4t	21-12	NCAA	
00-01	14-4	3	23-9	NCAA	
01-02	11-7	6	21-12	NCAA	
02-03	6-12	6t	10-19		
03-04	7-11	8t	11-17		
04-05	11-7	3t	18-11	NCAA	
05-06	14-4	1%	32-7	NCAA+	
06-07	15-3	1	30-6	NCAA^	
07-08	16-2	1%	35-4	NCAA^	
08-09	13-5	2	26-9	NCAA	
09-10	8-10	5	14-18		
10-11	13-5	2	23-11	NCAA	

- * - NCAA Champion
- ^ - NCAA Final Four
- + - NCAA runner-up
- # - NIT Champion
- % - Pac-10 Tournament Champion

2010-11 UCLA STATISTICS (Overall: 23-11, Pac-10: 13-5/2nd)

Player	GP-GS	Min/Avg	TOTAL		3-PTS		REBOUNDS		PF-FO	A	TO	Blk	Stl	Pts	Avg			
			FG-A	Pct	3FG-A	Pct	FT-A	Pct								Off/Def	Tot	Avg
Nelson, Reeves	34-33	1065/31.3	177-312	.567	4-21	.190	116-187	.620	80/228	308	9.1	77-2	54	83	14	14	474	13.9
Lee, Malcolm	33-33	1093/33.1	141-323	.437	39-132	.295	112-144	.778	23/78	101	3.1	80-2	67	56	7	22	433	13.1
Honeycutt, Tyler	33-33	1154/35.0	144-355	.406	55-152	.362	78-106	.736	50/188	238	7.2	52-0	93	100	68	29	421	12.8
Smith, Joshua	33-15	717/21.7	132-238	.555	0-0	.000	95-155	.613	114/95	209	6.3	104-3	21	52	34	27	359	10.9
Jones, Lazeric	34-34	965/28.4	102-264	.386	37-105	.352	68-84	.810	15/56	71	2.1	87-2	124	73	12	33	309	9.1
Anderson, Jerime	34-3	684/20.1	56-133	.421	24-62	.387	38-55	.691	7/52	59	1.7	57-1	89	50	5	29	174	5.1
Lane, Brendan	33-5	507/15.4	37-74	.500	6-16	.375	18-34	.529	38/64	102	3.1	61-3	14	22	25	12	98	3.0
Lamb, Tyler	34-2	416/12.2	32-98	.327	8-39	.205	17-24	.708	6/29	35	1.0	36-0	31	32	6	15	89	2.6
Trapani, Tyler	3-0	2/0.7	1-1	1.000	0-0	.000	0-0	.000	1/0	1	0.3	0-0	0	0	0	0	2	0.7
Stover, Anthony	32-12	255/8.0	8-23	.348	0-0	.000	5-17	.294	19/30	49	1.5	37-0	0	15	28	4	21	0.7
Arnet, Blake	7-0	9/1.3	0-1	.000	0-1	.000	2-2	1.000	0/1	1	0.1	0-0	0	3	0	0	2	0.3
DeMarcus, Matt	3-0	2/0.7	0-1	.000	0-0	.000	0-0	.000	0/0	0	0.0	1-0	0	1	0	0	0	0.0
Haley, Jack	2-0	4/2.0	0-1	.000	0-1	.000	0-0	.000	1/1	2	1.0	2-0	0	1	0	1	0	0.0
Schrempf, Alex	3-0	2/0.7	0-0	.000	0-0	.000	0-0	.000	0/0	0	0.0	0-0	0	0	0	0	0	0.0
TEAM									51/41	92	2.7	0			14			
UCLA	34		830-1824	.455	173-529	.327	549-808	.679	405/863	1268	37.3	594-13	493	502	199	186	2382	70.1
Opponents	34		821-1965	.418	176-507	.347	436-648	.673	396/717	1113	32.7	654-	401	411	98	237	2254	66.3

TROJAN FACTS

Location: Los Angeles, CA 90089
Founded/Enrollment: 1880/37,000
Colors: Cardinal & Gold
 (Pantone® 201/123c)
Joined Pac-12: 1921-22
All-Time Record: 1,473-1,070 (104 years)

President: C.L. Max Nikias
Faculty Rep: Clare Pastore
Athletic Director: Pat Haden
SWA: Donna Heinel

Head Coach: Kevin O'Neill (McGill, '79)
Career Record: 223-223 (15 years)
USC Record: 35-29 (2 years)
Pac-12 Record: 26-28 (3 years)
Office: (213) 740-3815
Fax: (213) 740-7586

Assistant Coaches: Bob Cantu, Dieter Horton, Tony Miller

Basketball SID: David Tuttle
E-mail: davidtut@usc.edu
Cell: (213) 725-3102

Local Radio: ESPN (710 AM KSPN)

Home Court: Galen Center (10,258/2006)
Record in Galen Center: 63-19 (5 years)
Press Row Phones: (213) 740-3900
Press Will-Call: Southeast side of the building (off Flower Street)
Press Row Location: Southeast endzone

RECORD HOLDERS

POINTS

Career: 2048 – Harold Miner, 1990-92
Season: 789 – Harold Miner, 1992
Game: 45 – John Block vs. Washington, 2/11/66

THREE-POINT FIELD GOALS

Career: 232 – Lodrick Stewart, 1999-2002
Season: 93 – Phil Glenn, 1993
Game: 9 – Anthony Pendleton vs. Long Beach State, 12/9/87

REBOUNDS

Career: 1067 – Ron Riley, 1970-72
Season: 398 – Ron Riley, 1971
Game: 28 – Twice. Last; David Bluthenthal vs. Arizona State, 1/20/00

ASSISTS

Career: 779 – Brandon Granville, 1999-2002
Season: 248 – Brandon Granville, 2000
Game: 15 – Brandon Granville vs. Memphis, 11/23/00

STEALS

Career: 229 – Brandon Granville, 1999-2002
Season: 94 – Jeff Trepagnier, 2000
Game: 10 – Jeff Trepagnier vs. Utah State, 11/24/00

BLOCKED SHOTS

Career: 253 – Taj Gibson, 2007-2009
Season: 100 – Taj Gibson, 2009
Game: 8 – 3 times. Last, Avondre Jones vs. Rhode Island, 12/30/95

USC NUMERICAL ROSTER

No.	Name	Pos.	Ht.	Wt.	Yr.	Exp.	Hometown (Last School)
1	Jio Fontan#	G	6-0	175	Sr.	1L	Paterson, N.J./St. Anthony's HS
2	Greg Allen	G	6-3	180	Jr.	TR	Eureka, Calif./Navarro College
3	Alexis Moore	G	6-2	180	Fr.	HS	Long Beach, Calif./Long Beach Poly HS
4	Tyler Sugiyama	G	5-10	150	So.*	1L	Winnetka, Ill./New Trier HS
10	Maurice Jones	G	5-7	155	So.	1L	Saginaw, Mich./Arthur Hill HS
14	Dewayne Dedmon	F	7-0	255	So.*	TR	Lancaster, Calif./Antelope Valley College
20	Eric Strangis	G	6-4	190	Sr.	TR	Pasadena, Calif./Cal Lutheran
21	Aaron Fuller	F	6-6	230	Jr.*	TR	Mesa, Ariz./Iowa
22	Evan Smith	F	6-7	225	So.*	1L	Calabasas, Calif./Calabasas HS
25	Byron Wesley	G	6-5	210	Fr.	HS	Etiwanda, Calif./Etiwanda HS
33	Garrett Jackson	F	6-6	215	So.	1L	Portland, Ore./Westview HS
34	James Biasczyk	C	7-1	260	Jr.	TR	Friendswood, Texas/Lee College
35	Daniel Munoz	G	5-10	175	Jr.	1L	Coto de Caza, Calif./Santa Margarita HS
42	Curtis Washington	F	6-10	240	So.	1L	Elizabethtown, Ky./Elizabethtown HS
	Ari Stewart	F	6-7	205	Jr.	TR	Marietta, Ga./Wake Forest
	Eric Wise	F	6-6	240	Sr.	TR	Riverside, Calif./UC Irvine

* - Has used redshirt year. Returning starter in **bold**. # - Injured in offseason and will miss the 2011-12 season.



HEAD COACH - KEVIN O'NEILL

- Named USC's men's basketball coach on June 20, 2009.
- Has 15 years of collegiate and NBA heading coaching experience.
- Head Coach of NBA's Toronto Raptors (2003-04).
- In 1994, he guided Marquette to its first-ever league title and led them to the NCAA Sweet 16 berth for the first time since 1979. For his efforts, he was honored as the NABC District 11 Co-Coach of the Year Award.
- Twice named his conference's Coach of the Year while at Marquette (Great Midwest Conference 1993 and 1994).
- Featured in the 1994 Oscar-nominated documentary "Hoop dreams."
- Led Marquette (1993-94) and Arizona (2008) to the NCAA Tournament.

O'NEILL YEAR-BY-YEAR

Year	School	ALL W-L	CONFERENCE W-L	Fin.	Conf.	POSTSEASON NCAA	Other
1982-83	Marycrest (NAIA)	17-14					
	<i>Marycrest totals (1 year)</i>	<i>17-14 (.549)</i>					
1989-90	Marquette	15-14	9-5	3rd	MCC		0-1 (NIT)
1990-91	Marquette	11-18	7-7	T5th	MCC		
1991-92	Marquette	16-13	5-5	T3rd	GMC		
1992-93	Marquette	20-8	6-4	2nd	GMC	0-1	
1993-94	Marquette	24-9	10-2	1st	GMC	2-1	
	<i>Marquette totals (5 years)</i>	<i>86-62 (.581)</i>	<i>37-23 (.617)</i>			<i>2-2 (.500)</i>	<i>0-1 (.000)</i>
1994-95	Tennessee	11-16	4-12	6th	SEC		
1995-96	Tennessee	14-15	6-10	T5th	SEC		0-1 (NIT)
1996-97	Tennessee	11-16	4-12	6th	SEC		
	<i>Tennessee totals (3 years)</i>	<i>36-47 (.434)</i>	<i>14-34 (.292)</i>				<i>0-1 (.000)</i>
1997-98	Northwestern	10-17	3-13	T9th	Big Ten		
1998-99	Northwestern	15-14	6-10	8th	Big Ten		0-1 (NIT)
1999-00	Northwestern	5-25	0-16	11th	Big Ten		
	<i>Northwestern totals (3 years)</i>	<i>30-56 (.349)</i>	<i>9-39 (.188)</i>				<i>0-1 (.000)</i>
2007-08	Arizona	19-15	8-10	7th	Pac-10	0-1	
	<i>Arizona totals (1 year)</i>	<i>19-15 (.559)</i>	<i>8-10 (.444)</i>			<i>0-1</i>	
2009-10	USC	16-14	8-10	t5th	Pac-10		
2010-11	USC	19-15	10-8	T4th	Pac-10	0-1	
	<i>USC totals (2 years)</i>	<i>35-29 (.547)</i>	<i>18-18 (.500)</i>			<i>0-1</i>	<i>0-0</i>
	Career NCAA totals (15 years)	223-223 (.500)	86-124 (.410)			2-4 (.333)	0-3 (.000)

2011-12 SCHEDULE

November

Fri., 11.....Cal State Northridge.....8 p.m. .USCTrojans.com
 Mon., 14.....Nebraska7:30 p.m.PT
 Thurs., 17.....at San Diego State.....7 p.m.MTN
 Sat., 19.....Cal Poly (1).....1 p.m. .USCTrojans.com
 Tues., 22Morgan State (1).....7 p.m. .USCTrojans.com
 Fri., 25.....at UNLV (2).....5 p.m.
 Sat., 26.....vs. No. Carolina/So. Carolina (2) TBD
 Wed., 30.....at UC Riverside.....7 p.m.

December

Sat., 3.....at Minnesota1:15 p.m.BTN
 Sat., 10.....New Mexico4 p.m.FSW
 Sat., 17.....Georgia7 p.m.FSN
 Mon., 19.....Texas Christian.....7:30 p.m. .USCTrojans.com
 Thurs., 22.....Kansas8 p.m.FSN
 Thurs., 29.....at California*.....6 p.m.CSNCA
 Sat., 31.....at Stanford*3:30 p.m.FSW

January

Thurs., 5.....Arizona State*7:30 p.m.
 Sun., 8.....Arizona*2:30 p.m.FSN
 Sun., 15.....UCLA*6 p.m.FSN/PT
 Thurs., 19.....at Oregon*5:30 p.m.
 Sat., 21.....at Oregon State*7:30 p.m.PT
 Thurs., 26.....Colorado*7:30 p.m. .USCTrojans.com
 Sat., 28.....Utah*8 p.m.PT

February

Thurs., 2.....at Washington State*TBA
 Sat., 4.....at Washington*8 p.m.FSN
 Thurs., 9.....California*7:30 p.m.
 Sun., 12.....Stanford*4:30 p.m.FSN
 Wed., 15.....at UCLA*7:30 p.m.PT
 Thurs., 23.....at Arizona*TBA
 Sat., 25.....at Arizona State*5 p.m.PT

March

Thurs., 1.....Washington*TBA
 Sat., 3.....Washington State*TBA
 7-10Pacific Life Pac-12 Tournament (3) FSN/CBS

- (1) Las Vegas Invitational
- (2) Las Vegas Invitational, Las Vegas, Nev.
- (3) Los Angeles, Calif. (STAPLES Center)

* Pac-12 Game
Game times local to site.

**2010-11 RESULTS
(19-15, 10-8)**

11/13	UC Irvine	W	62-49
11/15	Santa Clara	W	86-73
11/17	Rider (1)	L	57-77
11/20	vs. Bradley (2)	L	63-64
11/21	vs. New Mexico State (2)	W	80-61
11/24	Cal State Fullerton	W	81-54
11/27	at Nebraska (3)	L	58-60
11/29	at TCU	L	69-81
12/5	No. 19 Texas (3)	W	73-56
12/11	Northern Arizona	W	60-52
12/18	at No. 3 Kansas	L	68-70
12/21	at No. 19 Tennessee	W	65-64
12/23	Lehigh	W	76-49
12/29	Washington*	L/OT	67-73
12/31	Washington State*	W	60-56
1/9	UCLA*	W	63-52
1/13	at Oregon*	L	62-68
1/15	at Oregon State*	L	76-80
1/20	Stanford*	W	65-42
1/22	California*	L	66-68
1/27	at Arizona State*	W	63-61
1/29	at Arizona*	L	73-82
2/2	at UCLA*	L	50-64
2/10	Oregon State*	W	67-56
2/12	Oregon*	L	51-61
2/17	at California*	W	78-75
2/19	at Stanford*	W	69-53
2/24	No. 10 Arizona*	W	65-57
2/26	Arizona State*	W	62-46
3/3	at Washington State*	L	77-85
3/5	at Washington*	W	62-60
3/10	vs. California (4)	W	70-56
3/11	vs. Arizona (4)	L	62-67
3/16	vs. VCU (5)	L	46-59

- (1) Hall of Fame Tip-Off - Los Angeles, Calif.
- (2) Hall of Fame Tip-Off - Springfield, Mass.
- (3) Big 12/Pac-10 Hardwood Series
- (4) Pacific Life Pac-10 Tournament - Los Angeles
- (5) NCAA Tournament First Round - Dayton, Ohio

RECENT FINISHES

Year	CONF.		ALL		Post.
	W-L	Fin.	W-L		
78-79	14-4	2	20-9		NCAA
79-80	5-13	7t	12-15		
80-81	9-9	4	14-13		
81-82	13-5	3	19-9		NCAA
82-83	11-7	5	17-11		
83-84	6-12	8	11-20		
84-85	13-5	1t	19-10		NCAA
85-86	5-13	10	11-17		
86-87	4-14	10	9-19		
87-88	5-13	8t	7-21		
88-89	2-16	10	10-22		
89-90	6-12	7t	12-16		
90-91	10-8	3t	19-10		NCAA
91-92	15-3	2	24-6		NCAA
92-93	9-9	5t	18-12		NIT
93-94	9-9	7	16-12		NIT
94-95	2-16	10	7-21		
95-96	4-14	9	11-19		
96-97	12-6	2t	17-11		NCAA
97-98	5-13	8	9-19		
98-99	7-11	7t	15-13		NIT
99-00	9-9	6t	16-14		
00-01	11-7	4t	24-10		NCAA*
01-02	12-6	2t	22-10		NCAA
02-03	6-12	6t	13-17		
03-04	8-10	6	13-15		
04-05	5-13	10	12-17		
05-06	8-10	6	17-13		
06-07	11-7	3t	25-12		NCAA*
07-08	11-7	3t	21-12		NCAA
08-09	9-9	5t	22-13		NCAA
09-10	8-10	t5	16-14		
10-11	10-8	4t	19-15		NCAA

*East Regional Final

2010-11 USC STATISTICS (Overall: 19-15, Pac-10: 10-8/T4th)

Player	GP-GS	Min/Avg	TOTAL		3-PTS		REBOUNDS		PF-FO	A	TO	Blk	Stl	Pts	Avg			
			FG-A	Pct	3FG-A	Pct	FT-A	Pct								Off/Def	Tot	Avg
Vucevic, Nikola	34-34	1187/34.9	215-426	.505	29-83	.349	123-163	.755	97/253	350	10.3	96-5	54	58	47	18	582	17.1
Fontan, Jio	24-24	756/31.5	86-209	.411	21-56	.375	60-93	.645	14/35	49	2.0	81-2	94	57	1	17	253	10.5
Jones, Maurice	34-25	1172/34.5	113-304	.372	41-118	.347	70-107	.654	15/73	88	2.6	60-2	110	72	0	69	337	9.9
Stephenson, Alex	34-34	1118/32.9	137-248	.552	0-0	.000	59-115	.513	110/203	313	9.2	77-1	6	52	39	13	333	9.8
Smith, Donte	34-9	962/28.3	108-289	.374	73-208	.351	40-48	.833	4/52	56	1.6	76-2	53	43	2	27	329	9.7
Jones, Bryce	18-10	370/20.6	47-124	.379	20-58	.345	23-36	.639	12/35	47	2.6	35-0	28	30	1	20	137	7.6
Simmons, Marcus	34-34	868/25.5	62-149	.416	11-33	.333	38-63	.603	25/70	95	2.8	110-3	46	49	8	25	173	5.1
Jackson, Garrett	33-0	358/10.8	45-81	.556	9-20	.450	8-18	.444	24/31	55	1.7	45-0	11	19	6	10	107	3.2
Dunleavy, James	6-0	6/1.0	0-1	.000	0-1	.000	1-4	.250	0/0	0	0.0	2-0	0	0	0	0	1	0.2
Washington, Curtis	3-0	11/3.7	0-0	.000	0-0	.000	0-0	.000	1/0	1	0.3	2-0	0	0	0	0	0	0.0
Munoz, Daniel	3-0	5/1.7	0-0	.000	0-0	.000	0-0	.000	0/0	0	0.0	1-0	0	0	0	0	0	0.0
Strangis, Eric	6-0	7/1.2	0-0	.000	0-0	.000	0-0	.000	0/0	0	0.0	2-0	0	0	0	0	0	0.0
Sugiyama, Tyler	3-0	5/1.7	0-1	.000	0-0	.000	0-1	.000	0/0	0	0.0	0-0	0	1	0	0	0	0.0
TEAM									38/61	99	2.9	2		9				
USC	34		813-1832	.444	204-577	.354	422-648	.651	340/813	1153	33.9	589-15	402	390	104	199	2252	66.2
Opponents	34		741-1810	.409	191-570	.335	458-653	.701	324/798	1122	33.0	599-	342	404	99	168	2131	62.7

UTE FACTS

Location: Salt Lake City, UT 84112
Founded/Enrollment: 1850/30,819
Colors: Crimson (Pantone® 187) & White
Joined Pac-12: 2011-12
All-Time Record: 1,664-893 (103 years)

Interim President: Lorris Betz
Faculty Rep: William Smith
Athletic Director: Dr. Chris Hill
SWA: Mary Bowman

Head Coach: Larry Krystkowiak (Montana, '96)

Career Record: 42-20 (2 years)
Utah Record: 0-0 (1st year)
Pac-10 Record: 0-0 (1st year)
Office: (801) 581-5451
Fax: (801) 581-4358

Assistant Coaches: Tommy Connor, DeMarlo Slocum, Andy Hill

Basketball SID: Kyle Harris
E-mail: kharris@huntsman.utah.edu
Cell: (801) 580-4411

Local Radio: ESPN (700 AM)

Home Court: Jon M. Huntsman Center (15,000/1969)

Record in Jon M. Huntsman Center: 526-125 (42 years)

Press Row Phones: (801) 581-6657
Press Will-Call: Ticket office, Southeast corner of Huntsman Center

Press Row Location: Top of lower bowl, south side, midcourt

RECORD HOLDERS

POINTS

Career: 2542 – Keith Van Horn, 1993-97
Season: 1009 – Billy McGill, 1961-62
Game: 60 – Billy McGill vs. Brigham Young, 2/24/62

THREE-POINT FIELD GOALS

Career: 287 – Nick Jacobson, 2000-04
Season: 99 – Nick Jacobson, 2003-04
Game: 8 – Johnnie Bryant vs. TCU, 2/26/08

REBOUNDS

Career: 1106 – Billy McGill, 1959-62
Season: 430 – Billy McGill, 1960-61
Game: 28 – Billy McGill vs. UCLA, 12/29/61

ASSISTS

Career: 778 – Jeff Jonas, 1973-77
Season: 309 – Jeff Jonas, 1976-77
Game: 16 – Scott Jones vs. Brigham Young, 1/12/74

STEALS

Career: 254 – Andre Miller, 1995-99
Season: 84 – Andre Miller, 1998-99
Game: 8 – Brandon Jessie vs. San Diego State, 1/15/96

BLOCKED SHOTS

Career: 219 – David Foster, 2006-07, 2009-present
Season: 115 – David Foster, 2009-10
Game: 10 – David Foster at Weber State, 12/2/09

UTAH NUMERICAL ROSTER

No.	Name	Pos.	Ht.	Wt.	Yr.	Exp.	Hometown (Last School)
0	Chris Hines	G	6-1	195	Jr.	2L	Houston, Texas/Klein Forest HS
1	Glen Dean	G	5-10	170	Jr.	TR	Seattle, Wash./Eastern Washington
2	Aaron Dotson	G	6-4	205	Jr.	TR	Seattle, Wash./LSU
3	Anthony Odunsi	G	6-3	200	Fr.	HS	Fort Bend, Texas/Travis HS
5	Kareem Storey	G	6-0	190	Fr.	HS	Baltimore, Md./Princeton Day Academy
10	Dijon Farr	F	6-6	213	Jr.	TR	Pacolet, S.C./Indian Hills CC
11	Alex Mortensen	G	6-1	165	Fr.	HS	Springville, Utah/Springville HS
13	Kyle Perkins	G	6-4	194	Jr.*	TR	Cortex, Colo. (UC-Colorado Springs)
15	Josh Watkins	G	6-0	200	Sr.	1L	New York, N.Y./Howard College
21	Javon Dawson	F	6-7	260	So.*	TR	Cordele, Ga./Gulf Coast CC
25	Blake Wilkinson	F	6-8		Fr.	HS	Bountiful, Utah/Viewmont HS
32	George Matthews	F	6-7	220	Fr.	HS	Phoenix, Ariz./Westwind Prep
40	Alexander Ricketts	F	6-8		So.	TR	Sandy, Utah/Simon Fraser
42	Jason Washburn	C	7-0	230	Jr.	2L	Battle Creek, Mich./Battle Creek Central HS
43	Cedric Martin	G	6-4	190	Jr.	TR	Minneapolis, Minn./Lee College
51	David Foster	C	7-3	255	Sr.	3L	Lake Forest, Calif./El Toro HS
53	Corbin Green	G/F	6-5		So.*	TR	Salt Lake City, Utah/Snow College

* - Has used redshirt year. Returning starter in **bold**.



HEAD COACH - LARRY KRYSTKOWIAK

- Named the 15th men's basketball coach in Utah history on April 4, 2011.
- Comes to Salt Lake City from the New Jersey Nets, where he assisted for the 2010-11 season. He also coached the Milwaukee Bucks, where he was an assistant in 2006-07 and the head coach for the 2007-08 season.
- Went 42-20 in his first collegiate coaching job at Montana, where his alma mater won both Big Sky Tournament championships in his two-year tenure.
- Coached the Iowa Stampede of the CBA to a 38-14 record and the CBA Finals in 2003-04, his lone season with the CBA.
- Played in the NBA for nine years, including a one-year stint with the Utah Jazz. The power forward averaged 8.1 points and 4.9 rebounds over his career.

KRYSTKOWIAK YEAR-BY-YEAR

Year	School	ALL W-L	CONFERENCE W-L	Fin.	Conf.	POSTSEASON NCAA	Other
2004-05	Montana	18-13	9-5	T2nd	Big Sky	0-1	
2005-06	Montana	24-7	10-4	2nd	Big Sky	1-1	
<i>Montana totals (2 years)</i>		<i>42-20 (.677)</i>	<i>19-9 (.679)</i>			<i>1-2 (.333)</i>	<i>0-0</i>
2011-12	Utah	First Season					
Career totals (2 years)		42-20 (.677)	19-9 (.679)			1-2 (.333)	0-0

2011-12 SCHEDULE

November

Fri., 4.....Adams State (X)..... 7 p.m.
 Mon., 14.....San Diego Christian College... 7 p.m.
 Wed., 16.....at Boise State..... 6 p.m.
 Sat., 19.....Montana State 2 p.m.
 Thurs., 24.....vs. Harvard (1).....9:30 p.m.
 Fri., 25.....vs. Florida State/UMass (1) TBD
 Sat., 26.....vs. TBD (1)..... TBD

December

Sat., 3.....at Fresno State..... 1 p.m.
 Wed., 7.....Cal State Fullerton..... 7 p.m.
 Sat., 10.....Brigham Young..... 12 p.m.FSN
 Fri., 16.....Idaho State 7 p.m.
 Mon., 19.....Portland..... 7 p.m.
 Thurs., 22.....at Weber State 7 p.m.
 Sat., 31.....at Colorado 4 p.m.ROOT RM

January

Thurs., 5.....Washington State* 7 p.m.
 Sat., 7.....Washington* 12 p.m.FSN
 Thurs., 12.....at Stanford* 7 p.m.
 Sat., 14.....at California* 7:30 p.m.CSN CA
 Thurs., 19.....Arizona* 7 p.m.
 Sat., 21.....Arizona State* TBA
 Thurs., 26.....at UCLA* 7:30 p.m.PT
 Sat., 28.....at USC* 8 p.m.PT

February

Thurs., 2.....Oregon* 7 p.m.
 Sat., 4.....Oregon State* TBA
 Thurs., 9.....at Arizona State* TBAWild Card
 Sat., 11.....at Arizona* 12 p.m.FSN
 Sat., 18.....Colorado* 3 p.m.FSN
 Thurs., 23.....California* 7 p.m.
 Sat., 25.....Stanford* TBA

March

Thurs., 1.....at Oregon State* TBA
 Sat., 3.....at Oregon* TBA
 7-10Pacific Life Pac-12 Tournament (2) FSN/CBS

(1) Battle 4 Atlantis, Paradise Island, Bahamas
 (2) Los Angeles, Calif. (STAPLES Center)

* Pac-12 Game
 Game times local to site.

**2010-11 RESULTS
(13-18, 6-10)**

11/12	Grand Canyon	W	72-48
11/17	Montana	W	80-71
11/20	Weber State	W	90-75
11/24	at Utah State	L	62-79
11/27	Oral Roberts	L	70-78
11/30	Fresno State	W	76-63
12/4	at Bradley	W	68-60
12/7	Pepperdine	W	67-60
12/10	at Michigan	L	64-75
12/17	Boise State	W	86-84
12/22	vs. Butler (1)	L	62-74
12/23	at Hawai'i (1)	L	55-68
1225	vs San Diego (1)	L	64-67
12/31	at Portland	L	79-88
1/5	at Air Force	L	69-77
1/8	No. 6 San Diego State	L	62-71
1/11	No. 11 BYU	L	79-104
1/15	at Wyoming	W	68-51
1/19	New Mexico	W	82-72
1/22	at TCU	W	75-62
1/29	Colorado State	L	68-74
2/2	at UNLV	L	54-67
2/5	Air Force	L	49-54
2/8	at No. 6 San Diego State	L	53-85
2/12	at No. 7 BYU	L	59-72
2/16	Wyoming	W	80-70
2/19	at New Mexico	W	62-60
2/22	TCU	W	50-48
3/2	at Colorado State	L	65-78
3/5	UNLV	L	58-78
3/10	vs No. 7 San Diego St.(2)	L	50-64

(1) Diamondhead Classic, Honolulu, Hawaii
 (2) MWC Tournament, Las Vegas, Nev.

RECENT FINISHES

Year	CONF.		ALL		Post.
	W-L	Fin.	W-L		
78-79	9-3	2	20-1		NCAA
79-80	10-4	2t	18-10		
80-81	13-3	1t	25-5		NCAA
81-82	6-10	7	11-17		
82-83	11-5	1t	18-14		NCAA
83-84	4-12	8	11-19		
84-85	8-8	6	15-16		
85-86	12-4	1t	20-10		NCAA
86-87	9-7	5	17-13		NIT
87-88	11-5	2t	19-11		NIT
88-89	6-10	6t	16-17		
89-90	7-9	6t	16-14		
90-91	15-1	1	30-4		NCAA
91-92	9-7	4	24-11		NIT%
92-93	15-3	1t	24-7		NCAA
93-94	8-10	5t	14-14		
94-95	15-3	1	28-6		NCAA
95-96	15-3	1	27-7		NCAA
96-97	15-1	1	29-4		NCAA
97-98	12-2	1	30-4		NCAA&
98-99	14-0	1	28-5		NCAA
99-00	10-4	1t	23-9		NCAA
00-01	10-4	1t	19-12		NIT
01-02	10-4	2	21-9		NCAA
02-03	11-3	1t	25-8		NCAA
03-04	9-5	3	24-9		NCAA
04-05	13-1	1	29-6		NCAA
05-06	6-10	6	14-15		
06-07	6-10	6t	11-19		
07-08	7-9	6	18-15		CBI
08-09	12-4	1t	24-10		NCAA
09-10	7-9	5t	14-17		
10-11	6-10	6t	13-18		

1979-99 - member of WAC
 2000-09 - member of MWC

%- NIT Final Four
 & - NCAA national runner-up

2010-11 UTAH STATISTICS (Overall: 13-18, MWC: 6-10/T6th)

Player	GP-GS	Min/Avg	TOTAL		3-PTS		FT-A		REBOUNDS		PF-FO	A	TO	Blk	Stl	Pts	Avg	
			FG-A	Pct	3FG-A	Pct	FT-A	Pct	Off/Def	Tot								Avg
Clyburn, Will	30-29	1040/34.7	163-362	.450	62-154	.403	126-166	.759	51/182	233	7.8	68-1	31	75	7	34	514	17.1
Watkins, Josh	31-30	947/30.5	155-369	.420	20-75	.267	120-172	.698	13/63	76	2.5	100-2	109	104	8	29	450	14.5
Watkins, Joy	14-10	343/24.5	37-76	.487	0-3	.000	39-63	.619	22/41	63	4.5	28-2	12	14	1	4	113	8.1
Kupets, Chris	29-8	540/18.6	76-196	.388	29-83	.349	33-41	.805	4/43	47	1.6	52-0	36	50	8	15	214	7.4
O'Brien, J.J.	22-21	610/27.7	54-131	.412	2-18	.111	30-51	.588	46/74	120	5.5	50-3	27	39	4	18	140	6.4
Glover, Shawn	31-22	732/23.6	75-216	.347	31-104	.298	10-13	.769	25/87	112	3.6	54-0	27	25	15	13	191	6.2
Washburn, Jason	31-13	595/19.2	76-123	.618	0-0	.000	33-46	.717	43/84	127	4.1	94-7	14	30	33	13	185	6.0
Hines, Chris	30-12	530/17.7	49-133	.368	31-84	.369	18-29	.621	10/28	38	1.3	47-0	17	34	0	10	147	4.9
Foster, David	31-18	620/20.3	39-80	.488	0-0	.000	11-24	.458	46/114	160	5.2	84-3	15	36	99	9	89	2.9
Tavita, Jace	5-0	80/16.0	1-10	.100	0-3	.000	4-6	.667	4/13	17	3.4	7-0	5	6	1	3	6	1.2
DiMaria, Antonio	26-0	155/6.0	9-28	.321	6-22	.273	5-7	.714	6/12	18	0.7	13-0	5	8	0	1	29	1.1
TEAM																		
UTAH	31		734-1724	.426	181-546	.332	429-618	.694	320/786	1106	35.7	598-18	298	425	160	141	2078	67.0
Opponents	31		763-1808	.422	174-498	.349	477-693	.688	363/767	1130	36.5	576-11	403	332	129	211	2177	70.2

HUSKY FACTS

Location: Seattle, WA 98195
Founded/Enrollment: 1861/42,000
Colors: Purple & Gold
 (Pantone® 5265/7502)
Joined Pac-12: 1915-16
All-Time Record: 1,641-1,068 (109 years)

President: Michael Young
Faculty Rep: Roland Dukes
Athletic Director: Scott Woodward
Sr. Assoc. AD: Stephanie Rempe

Head Coach: Lorenzo Romar (Cincinnati, '92)
Career Record: 288-190 (15 years)
UW Record: 195-102 (9 years)
Pac-12 Record: 95-67 (9 years)
Office: (206) 543-5260
Fax: (206) 616-8906

Assistant Coaches: Raphael Chillious, Paul Fortier, Jim Shaw

Basketball SID: Brian Tom
E-mail: briantom@uw.edu
Cell: (206) 455-5361

Local Radio: KJR (950 AM)

Home Court: Alaska Airlines Arena (10,000/1927)

Record in Alaska Airlines Arena: 869-302 (82 years)

Press Row Phone: 206/543-2230
Press Will-Call: Southeast

Press Row Location: South side, concourse level

RECORD HOLDERS

POINTS

Career: 2073 – Chris Welp, 1984-87
Season: 846 – Bob Houbregs, 1953
Game: 49 – Bob Houbregs vs. Idaho, 1/10/53

THREE-POINT FIELD GOALS

Career: 231 – Ryan Appleby, 2005-2008
Season: 84 – Ryan Appleby, 2007
Game: 9 – Ryan Appleby at Oregon State, 2/16/08

REBOUNDS

Career: 1283 – Jon Brockman, 2006-09
Season: 391 – Jon Brockman, 2009
Game: 30 – Ed Corell vs. Oregon, 2/24/62

ASSISTS

Career: 515 – Will Conroy, 2002-05
Season: 219 – Will Conroy, 2005
Game: 16 – Rafael Stone vs. Cal, 2/20/70

STEALS

Career: 195 – Jamie Booker, 1994-97
Season: 67 – Bryant Boston, 1995
Game: 9 – Jason Hamilton vs. Eastern Washington, 11/28/95

BLOCKED SHOTS

Career: 186 – Chris Welp, 1984-87
Season: 67 – Twice. Last, David Dixon, 2002
Game: 7 – Three times. Last, Matthew Bryan-Amaning at Arizona, 2/19/11

WASHINGTON NUMERICAL ROSTER

No.	Name	Pos.	Ht.	Wt.	Yr.	Exp.	Hometown (Last School)
0	Abdul Gaddy	G	6-3	185	Jr.	2L	Tacoma, Wash./Bellarmine Prep
4	Hikeem Stewart	G	6-3	180	Fr.	HS	Seattle, Wash./Rainier Beach
5	Aziz N'Diaye	C	7-0	260	Jr.	1L	Senegal, Senegal/College of Southern Idaho
10	Martin Breunig	F	6-8	210	Fr.	HS	Leverkusen, Germany/ St. John's Northwest Military Academy
12	Andrew Andrews	G	6-2	175	Fr.	HS	Portland, Ore./Benson Tech
14	Tony Wroten	G	6-4	205	Fr.	HS	Seattle, Wash./Garfield HS
15	Scott Suggs	G	6-6	195	Sr.	3L	Washington, Mo./Washington HS
23	C.J. Wilcox	G	6-5	195	So.	1L	Pleasant Grove, Utah/Pleasant Grove HS
30	Desmond Simmons	F	6-7	220	Fr.*	RS	Richmond, Calif./Salesian HS
31	Terrence Ross	G	6-6	195	So.	1L	Portland, Ore./Jefferson HS
33	Jenard Jarreau	F	6-10	195	Fr.	HS	New Orleans, La./McDonogh 35 Senior
42	Brendan Sherrer	F	6-8	245	Jr.	2L	Monroe, Wash./Archbishop Murphy HS
44	Darnell Gant	F	6-8	225	Sr.*	3L	Los Angeles, Calif./Crenshaw HS
	Shawn Kemp, Jr.	F	6-9	265	Fr.	HS	Canton, Ga./ Hargrave Military Academy (Chatham, Va.)
	Alex Wegner	F	6-7	190	Fr.	HS	Vashon Island, Wash./Vashon Island HS

* - Has used redshirt year. Returning starter in **bold**.



HEAD COACH - LORENZO ROMAR

- Romar, who lettered at Washington in 1979 and 1980, became UW's 18th head coach on April 3, 2002.
- Guided the Huskies to the 2011 Pac-10 Tournament title.
- In 2008-09, led Washington to its first Pac-10 crown since sharing the title in 1985, and first outright Conference title since 1953.
- Has posted five 20-win seasons over the last seven seasons, with three NCAA Tournament Sweet Sixteen appearances (2005, 2006 and 2010).
- Two-time Pac-10 Coach of the Year (2009 and 2005)
- In 2000, became first coach in Saint Louis history to win a conference title and earn a trip to the NCAA Tournament in debut season.
- UCLA assistant from 1992-1996, helping UCLA win the 1995 NCAA title.

ROMAR YEAR-BY-YEAR

Year	School	ALL W-L	CONFERENCE W-L	Fin.	Conf.	POSTSEASON NCAA	Other
1996-97	Pepperdine	6-21	4-10	T6th	WCC		
1997-98	Pepperdine	17-10	9-5	2nd	WCC		
1998-99	Pepperdine	19-13	9-5	T2nd	WCC		0-1 (NIT)
<i>Pepperdine totals (3 years)</i>		<i>42-44 (.448)</i>	<i>22-20 (.524)</i>				<i>0-1 (.000)</i>
1999-00	Saint Louis	19-14	7-9	T7th	C-USA*	0-1	
2000-01	Saint Louis	17-14	8-8	8th	C-USA		
2001-02	Saint Louis	15-16	9-7	5th	C-USA		
<i>Saint Louis totals (3 years)</i>		<i>51-44 (.537)</i>	<i>24-24 (.500)</i>			<i>0-1 (.000)</i>	<i>0-0</i>
2002-03	Washington	10-17	5-13	9th	Pac-10		
2003-04	Washington	19-12	12-6	2nd	Pac-10	0-1	
2004-05	Washington	29-6	14-4	2nd	Pac-10#	2-1	
2005-06	Washington	26-7	13-5	2nd	Pac-10	2-1	
2006-07	Washington	19-13	8-10	7th	Pac-10		
2007-08	Washington	16-17	7-11	8th	Pac-10		0-1 (CBI)
2008-09	Washington	26-9	14-4	1st	Pac-10	1-1	
2009-10	Washington	26-10	11-7	3rd	Pac-10#	2-1	
2010-11	Washington	24-11	11-7	3rd	Pac-10#	1-1	
<i>Washington totals (9 years)</i>		<i>195-102 (.657)</i>	<i>95-67 (.583)</i>			<i>7-6 (.538)</i>	<i>0-1 (.000)</i>
Career totals (15 years)		288-190 (.603)	141-111 (.560)			8-7 (.538)	0-2 (.000)

* - Conference USA Tournament Champion

- Pac-10 Tournament Champion

2011-12 SCHEDULE

November

Fri., 4.....	Seattle Pacific (X).....	7 p.m.	ROOT NW
Sat., 12.....	Georgia State (1).....	2 p.m.	
Sun., 13.....	Florida Atlantic (1).....	5 p.m.	
Mon., 14.....	Portland.....	7 p.m.	ROOT NW
Sun., 20.....	at St. Louis.....	11 a.m.	CBS SN
Fri., 25.....	Houston Baptist.....	3 p.m.	

December

Fri., 2.....	at Nevada.....	8 p.m.	ESPNU
Tues., 6.....	vs. Marquette (2).....	9 p.m.	ESPN
Sat., 10.....	vs. Duke (2).....	12 p.m.	CBS
Fri., 16.....	UC Santa Barbara.....	7 p.m.	ROOT NW
Sun., 18.....	South Dakota State.....	12 p.m.	ROOT NW
Thurs., 22.....	Cal State Northridge*.....	7 p.m.	
Thurs., 29.....	Oregon State*.....	6 p.m.	ROOT NW
Sat., 31.....	Oregon*.....	7 p.m.	ESPN2

January

Thurs., 5.....	at Colorado*.....	7 p.m.	ROOT NW
Sat., 7.....	at Utah*.....	12 p.m.	FSN
Tues., 10.....	Seattle*.....	7 p.m.	ROOT NW
Sun., 15.....	Washington State*.....	4 p.m.	FSN
Thurs., 19.....	California*.....	5:30 p.m.	ROOT NW
Sat., 21.....	Stanford*.....	3 p.m.	ROOT NW
Thurs., 26.....	at Arizona State*.....	6:30 p.m.	ROOT NW
Sat., 28.....	at Arizona*.....	5 p.m.	ESPN

February

Thurs., 2.....	UCLA*.....	6 p.m.	ESPN/2
Sat., 4.....	USC*.....	8 p.m.	FSN
Thurs., 9.....	at Oregon*.....	8 p.m.	FSN
Sun., 12.....	at Oregon State*.....	2:30 p.m.	FSN
Thurs., 16.....	Arizona State*.....	8 p.m.	FSN
Sat., 18.....	Arizona*.....	12 p.m.	FSN
Sat., 25.....	at Washington State.....	5 p.m.	ROOT NW

March

Thurs., 1.....	at USC*.....	TBA	
Sat., 3.....	at UCLA*.....	TBA	Wild Card
7-10.....	Pacific Life Pac-12 Tournament (3).....		FSN/CBS

- (1) The World Vision Classic
- (2) Jimmy V Classic, New York, N.Y. (Madison Square Garden)
- (3) Los Angeles, Calif. (STAPLES Center)

* Pac-12 Game
Game times local to site.

**2010-11 RESULTS
(24-11, 11-7)**

11/13	McNeese State	W	118-64
11/16	Eastern Washington	W	98-72
11/22	vs. Virginia (1)	W	106-63
11/23	vs. No. 8 Kentucky (1)	L	67-74
11/24	vs. No. 2 Michigan St.(1)	L	71-76
11/30	Long Beach State	W	102-75
12/4	Texas Tech (2)	W	108-79
12/6	Portland	W	94-72
12/11	at Texas A&M (2)	L	62-63
12/18	San Francisco	W	80-52
12/22	Nevada	W	90-60
12/29	at USC*	W/OT	73-67
12/31	at UCLA*	W	74-63
1/6	Oregon*	W	87-69
1/8	Oregon State*	W	103-72
1/13	at Stanford*	L	56-58
1/16	at California*	W	92-71
1/20	Arizona*	W	85-68
1/22	Arizona State*	W	88-75
1/30	at Washington State*	L	80-87
2/3	at Oregon State*	L	56-68
2/5	at Oregon*	L	76-81
2/10	California*	W	109-77
2/12	Stanford*	W	87-76
2/17	at Arizona State*	W	79-62
2/19	at No. 12 Arizona*	L	86-87
2/22	at Seattle (3)	W	95-74
2/27	Washington State*	L	69-80
3/3	UCLA*	W	70-63
3/5	USC*	L	60-62
3/10	vs. Washington State (4)	W	89-87
3/11	vs. Oregon (4)	W	69-51
3/12	vs. No. 16 Arizona (4)	W/OT	77-75
3/18	vs. Georgia (5)	W	68-65
3/20	vs. North Carolina (5)	L	83-86

- (1) Maui Invitational - Lahaina, Hawai'i
- (2) Big 12/Pac-10 Hardwood Series
- (3) Seattle, Wash. (KeyArena)
- (4) Pacific Life Pac-10 Tournament - Los Angeles
- (5) NCAA Tournament 2nd/3rd Rounds - Charlotte

RECENT FINISHES

Year	CONF.		ALL		Post.
	W-L	Fin.	W-L		
78-79	6-12	8t	11-16		
79-80	9-9	5	18-10		NIT
80-81	8-10	5t	14-13		
81-82	11-7	4	19-10		NIT
82-83	7-11	6t	16-15		
83-84	15-3	1t	24-7		NCAA*
84-85	13-5	1t	22-10		NCAA
85-86	13-5	2	19-12		NCAA
86-87	10-8	3t	20-15		NIT
87-88	5-13	8t	10-19		
88-89	8-10	6	12-16		
89-90	5-13	9	11-17		
90-91	5-13	10	14-14		
91-92	5-13	8	12-17		
92-93	7-11	8	13-14		
93-94	3-15	9	5-22		
94-95	5-13	7t	9-18		
95-96	9-9	5t	16-12		NIT
96-97	10-8	6	17-11		NIT
97-98	11-7	4	20-10		NCAA*
98-99	10-8	4	17-12		NCAA
99-00	5-13	8t	10-20		
00-01	4-14	9t	10-20		
01-02	5-13	8	11-18		
02-03	5-13	9	10-17		
03-04	12-6	2	19-12		NCAA
04-05	14-4	2^	29-6		NCAA*
05-06	13-5	2	26-7		NCAA*
06-07	8-10	7	19-13		
07-08	7-11	8	16-17		CBI
08-09	14-4	1	26-9		NCAA
09-10	11-7	3^	26-10		NCAA*
10-11	11-7	3^	24-11		NCAA

^ - Pac-10 Tournament Champion
* - NCAA Sweet 16

2010-11 WASHINGTON STATISTICS (Overall: 24-11, Pac-10: 11-7/3rd)

Player	GP-GS	Min/Avg	TOTAL		3-PTS		FT-A		REBOUNDS		PF-FO	A	TO	Blk	Stl	Pts	Avg	
			FG-A	Pct	3FG-A	Pct	Pct	Pct	Off/Def	Tot								Avg
Thomas, Isaiah	35-35	1115/31.9	188-422	.445	60-172	.349	151-210	.719	26/97	123	3.5	75-1	213	104	2	47	587	16.8
Bryan-Amaning, M.	35-31	986/28.2	215-394	.546	0-1	.000	104-168	.619	105/176	281	8.0	100-3	24	57	54	37	534	15.3
Holiday, Justin	35-35	989/28.3	138-297	.465	47-131	.359	44-57	.772	64/118	182	5.2	71-1	75	52	28	41	367	10.5
Gaddy, Abdul	13-13	301/23.2	44-88	.500	13-32	.406	9-11	.818	7/25	32	2.5	24-0	49	16	1	10	110	8.5
Wilcox, C.J.	33-6	523/15.8	90-215	.419	63-157	.401	25-31	.806	22/46	68	2.1	41-0	29	21	10	14	268	8.1
Ross, Terrence	34-4	593/17.4	102-230	.443	44-125	.352	25-33	.758	29/67	96	2.8	69-2	33	24	12	19	273	8.0
Suggs, Scott	31-10	566/18.3	83-171	.485	49-109	.450	13-17	.765	15/45	60	1.9	55-1	34	34	7	9	228	7.4
Overton, Venoy	31-5	651/21.0	62-146	.425	10-40	.250	52-79	.658	23/57	80	2.6	75-3	103	45	8	36	186	6.0
Gant, Darnell	35-11	654/18.7	69-172	.401	18-48	.375	25-32	.781	53/79	132	3.8	86-2	23	27	18	10	181	5.2
N'Diaye, Aziz	35-25	608/17.4	66-114	.579	0-0	.000	30-72	.417	86/114	200	5.7	103-4	8	40	39	9	162	4.6
Hosley, Antoine	14-0	31/2.2	2-8	.250	1-6	.167	2-2	1.000	1/2	3	0.2	4-0	2	1	0	0	7	0.5
Sherrer, Brendan	13-0	32/2.5	2-3	.667	0-0	.000	0-0	.000	0/3	3	0.2	4-0	0	3	0	2	4	0.3
TEAM									57/50	107	3.1	1		2				
WASHINGTON	35		1061-2260	.469	305-821	.371	480-712	.674	488/879	1367	39.1	708-17	593	426	179	234	2907	83.1
Opponents	35		844-2017	.418	183-558	.328	603-887	.680	412/807	1219	34.8	656-	385	517	97	207	2474	70.7

COUGAR FACTS

Location: Pullman, WA 99164
Founded/Enrollment: 1890/20,060
Colors: Crimson & Gray (Pantone® 201c/CG11)
Joined Pac-12: 1916-17
All-Time Record: 1,495-1,368 (110 years)
President: Dr. Elson S. Floyd
Faculty Rep: Ken Casavant
Director of Athletics: Bill Moos
SWA: Anne McCoy

Head Coach: Ken Bone
 (Seattle Pacific, '83)
Career Record: 373-193 (19 years)
WSU Record: 38-28 (2 years)
Pac-12 Record: 15-21 (2 years)
Office: (509) 335-0240
Fax: (509) 335-0267

Assistant Coaches: Curtis Allen, Jeff Hironaka, Ben Johnson

Basketball SID: Jessica Schmick
E-mail: jessica_schmick@wsu.edu
Cell: (509) 781-0550

Local Radio: KXLY (920 AM)

Home Court: Friel Court (11,671/1973)
Record in Friel: 303-177 (38 years)
Press Row Phone: (509) 335-2684
Press Will-Call: Tunnel entrance, east side
Press Row Location: Upper level, opposite benches

RECORD HOLDERS

POINTS

Career: 2003 – Isaac Fontaine, 1994-97
Season: 733 – Klay Thompson, 2010-11
Game: 45 – Brian Quinnett vs. Loyola Marymount, 12/5/86

THREE-POINT FIELD GOALS

Career: 242 – Klay Thompson, 2009-11
Season: 98 – Klay Thompson, 2010-11
Game: 9 – Four times. Last, Derrick Low vs. Oregon, 1/27/07

REBOUNDS

Career: 992 – Steve Puidokas, 1974-77
Season: 323 – Ted Werner, 1964
Game: 27 – Jim McKean vs. West Virginia, 12/28/66

ASSISTS

Career: 473 – Bennie Seltzer, 1990-93
Season: 192 – Donminic Ellison, 1995
Game: 15 – Donminic Ellison vs. Cal State Northridge, 1/25/95

STEALS

Career: 204 – Don Collins, 1977-80
Season: 76 – Don Collins, 1980
Game: 8 – Twice. Last, Mike Bush vs. Portland State, 12/20/99

BLOCKED SHOTS

Career: 176 – James Donaldson, 1976-79
Season: 82 – James Donaldson, 1978
Game: 10 – James Donaldson vs. Seattle Univ., 12/6/77

WASHINGTON STATE NUMERICAL ROSTER

No.	Name	Pos.	Ht.	Wt.	Yr.	Exp.	Hometown (Last School)
0	Marcus Capers	G	6-4	185	Sr.	3L	Winter Haven, Fla./Montverde Academy
1	Reggie Moore	G	6-1	180	Jr.	2L	Seattle, Wash./Brewster Academy-N.H.
2	Mike Ladd	G	6-5	190	Jr.*	SQ	Seattle, Wash./Fresno State
3	DaVonté Lacy	G	6-4	204	Fr.	HS	Tacoma, Wash./Curtis HS
4	Chuks Iroegbu	G	6-4	198	Fr.	HS	Elk Grove, Calif./Franklin HS
5	Will Dilorio	G	6-5	188	So.	1L	Bainbridge Island, Wash./Bainbridge HS
11	Faisal Aden	G	6-4	185	Sr.	1L	San Diego, Calif./Hillsborough CC
12	Brock Motum	F	6-10	230	Jr.	2L	Brisbane, Australia/Australia Institute of Sport
13	Steven Bjornstad	C	6-11	240	Jr.	2L	Vancouver, Wash./Columbia River HS
22	Royce Woolridge	G	6-3	182	So.^	TR	Phoenix, Ariz./Kansas
23	D.J. Shelton	F	6-9	220	So.*	TR	Rialto, Calif./Citrus College
31	Abe Lodwick	G/F	6-7	208	Sr.*	3L	Bend, Ore./Mountain View HS
34	Dexter Kernich-Drew	G	6-6	180	Fr.*	SQ	Melbourne, Australia/Caulfield Grammar
40	Charlie Enquist	F	6-10	235	Sr.*	3L	Edmonds, Wash./Kings HS
42	Greg Sequele	F	6-8	225	Fr.	HS	Los Angeles, Calif./Ribet Academy
44	Patrick Simon	F	6-8	214	So.	1L	Ephrata, Wash./Ephrata HS

* - Has used redshirt year. ^ - Will redshirt the 2011-12 season. Returning starter in **bold**.



HEAD COACH - KEN BONE

- Named the 17th coach in Cougar history on April 7, 2009.
- Guided the Cougars to the NIT Semifinals in 2011, where they fell to eventual champion Wichita State.
- Led Portland State to back-to-back NCAA Tournament appearances in 2007-08 and 2008-09. The Vikings posted a 46-20 record over those two years, the best consecutive seasons in the team's 48-year history.
- During last two years at PSU, he coached a Big Sky Conference Player and Newcomer of the year, the Big Sky Defensive Player of the Year and six All-Big Sky selections.
- In 2000, named both NABC District 8 Coach of the Year and PacWest Conference Co-Coach of the Year.

BONE YEAR-BY-YEAR

Year	School	ALL W-L	CONFERENCE W-L	Fin.	Conf.	POSTSEASON NCAA	Other
1984-85	&Cal State Stanislaus	5-21	N/A	N/A	N/A		
<i>Cal State Stanislaus totals</i>		<i>5-21 (.192)</i>	<i>N/A</i>				
1990-91	^Seattle Pacific	17-10	5-3	T1st	PacWest		
1991-92	^Seattle Pacific	23-8	7-3	T1st	PacWest		
1992-93	^Seattle Pacific	21-9	7-3	T3rd	PacWest		
1993-94	^Seattle Pacific	18-10	6-6	T3rd	PacWest	0-1	
1994-95	^Seattle Pacific	20-9	9-3	1st	PacWest	2-1	
1995-96	^Seattle Pacific	23-6	9-3	T1st	PacWest	2-1	
1996-97	^Seattle Pacific	18-9	6-6	T3rd	PacWest		
1997-98	^Seattle Pacific	18-12	7-5	T2nd	PacWest	2-1	
1998-99	^Seattle Pacific	23-8	12-6	T3rd	PacWest	2-1	
1999-00	^Seattle Pacific	27-5	12-2	1st	PacWest	3-1	
2000-01	^Seattle Pacific	21-6	14-4	2nd	PacWest	0-1	
2001-02	^Seattle Pacific	24-5	15-3	T1st	PacWest	1-1	
<i>Seattle Pacific totals (12 years)</i>		<i>253-97 (.723)</i>	<i>109-47 (.699)</i>			<i>12-8 (.600)</i>	<i>0-0</i>
2005-06	Portland State	12-16	5-9	T5th	Big Sky		
2006-07	Portland State	19-13	9-7	4th	Big Sky		
2007-08	Portland State	23-10	14-2	1st	Big Sky	0-1	
2008-09	Portland State	23-10	11-5	T2nd	Big Sky	0-1	
<i>Portland State totals (4 years)</i>		<i>77-49 (.611)</i>	<i>39-23 (.629)</i>			<i>0-2 (.000)</i>	<i>0-0</i>
2009-10	Washington State	16-15	6-12	10th	Pac-10		
2010-11	Washington State	22-12	9-9	6th	Pac-10	3-1&	
<i>Washington State totals (2 years)</i>		<i>38-27 (.585)</i>	<i>15-21 (.417)</i>			<i>3-1</i>	<i>0-0</i>
Career totals (19 years)		373-193 (.660)	165-101 (.620)			15-11 (.578)	0-0

& Record at Division III, ^Record at Division II

2011-12 SCHEDULE

November

Sat., 5.....Lewis-Clark State (X)..... TBA
 Mon., 14.....at Gonzaga9 p.m.ESPN
 Thurs., 17.....Sacramento State..... TBA
 Sun., 20.....at Portland TBA
 Thurs., 24.....vs. Oklahoma (1)8:30 p.m.ESPN2
 Fri., 25.....vs. UNM/Santa Clara (1) TBD ESPN2/U
 Sun., 27.....TBD (1) TBD
 Wed., 30.....Grambling State TBA

December

Sat., 3.....Eastern Washington3:30 p.m.ROOT NW
 Wed., 7.....at Idaho TBA
 Sun., 11.....Santa Clara TBA
 Sun., 18.....Western Oregon TBA
 Thurs., 22.....vs. Pepperdine (2) TBA
 Thurs., 29.....Oregon* TBA
 Sat., 31.....vs. Oregon State*3 p.m.ROOT NW

January

Thurs., 5.....at Utah*7 p.m.
 Sat., 7.....at Colorado*2 p.m.FSN
 Sun., 15.....at Washington*4 p.m.FSN
 Thurs., 19.....Stanford* TBA
 Sat., 21.....California* TBA
 Thurs., 26.....at Arizona*8:30 p.m.FSN
 Sat., 28.....at Arizona State*3 p.m.ROOT NW

February

Thurs., 2.....USC* TBA
 Sat., 4.....UCLA*4 p.m.ROOT NW
 Thurs., 9.....at Oregon State* TBA
 Sat., 11.....at Oregon*2 p.m.
 Thurs., 16.....Arizona*6 p.m.FSN
 Sat., 18.....Arizona State*5 p.m.ROOT NW
 Sat., 25.....Washington*5 p.m.ROOT NW

March

Thurs., 1.....at UCLA* TBAWild Card
 Sat., 3.....at USC* TBAWild Card
 7-10Pacific Life Pac-12 Tournament (3) FSN/CBS

(1) 76 Classic, Anaheim, Calif.
 (2) Cougar Hardwood Classic, Seattle, Wash.
 (3) Los Angeles, Calif. (STAPLES Center)

* Pac-12 Game
 Game times local to site.

**2010-11 RESULTS
(22-13, 9-9)**

11/5 Lewis-Clark State (X) X 89-49
 11/13 Southern W 86-47
 11/16 Idaho W 88-71
 11/23 vs. Portland (1) W 84-68
 11/26 at Fresno State W 66-55
 11/30 Sacramento State W 84-36
 12/3 No. 5 Kansas State (2) L 58-63
 12/8 Gonzaga W 81-59
 12/10 vs. Texas-Pan Am. (3) W 74-52
 12/19 at Santa Clara W/OT 85-79
 12/22 vs. Mississippi State (4) W 83-57
 12/23 vs. No. 15 Baylor (4) W 77-71
 12/25 vs. Butler (4) L 68-84
 12/29 at UCLA* L 71-80
 12/31 at USC* L 56-60
 1/6 Oregon State* W 84-70
 1/8 Oregon* W 77-63
 1/13 at California* L/OT 81-88
 1/15 at Stanford* W 61-58
 1/20 Arizona State* W 78-61
 1/22 Arizona* L 63-65
 1/30 No. 18 Washington* W 87-80
 2/3 at Oregon* L 43-69
 2/5 at Oregon State* W 61-55
 2/10 Stanford* L 62-75
 2/12 California* W 75-71
 2/17 at No. 12 Arizona* L 70-79
 2/19 at Arizona State* L 69-71
 2/27 at Washington* W 80-69
 3/3 USC* W 85-77
 3/5 UCLA* L/OT 54-58
 3/10 vs. Washington (5) L 87-89
 3/16 Long Beach State (6) W 85-74
 3/21 Oklahoma State (6) W 74-64
 3/23 Northwestern (6) W/OT 69-66
 3/29 vs. Wichita State (7) L 44-75

(1) Cougar Hardwood Classic - Seattle, (KeyArena)
 (2) Big 12/Pac-10 Hardwood Series
 (3) Spokane, Wash. (Spokane Arena)
 (4) Diamond Head Classic - Honolulu, Hawaii
 (5) Pacific Life Pac-10 Tournament - Los Angeles
 (6) NIT - Pullman, Wash.
 (7) NIT Semifinal - New York, N.Y.

RECENT FINISHES

Year	CONF.		ALL		Post.
	W-L	Fin.	W-L		
78-79	10-8	4t	18-9		
79-80	14-4	3	22-6		NCAA
80-81	3-15	10	10-17		
81-82	10-8	5	16-14		
82-83	14-4	2	23-7		NCAA
83-84	4-14	10	10-18		
84-85	5-13	8t	13-15		
85-86	8-10	5t	15-16		
86-87	6-12	8t	10-18		
87-88	7-11	6	13-16		
88-89	4-14	8	10-19		
89-90	1-17	10	7-22		
90-91	8-10	5t	16-12		
91-92	9-9	5t	22-11		NIT
92-93	9-9	5t	15-12		
93-94	10-8	4t	20-11		NCAA
94-95	10-8	5t	18-12		NIT
95-96	9-9	5t	18-11		NIT
96-97	5-13	8	13-17		
97-98	3-15	9t	10-19		
98-99	4-14	10	10-19		
99-00	1-17	10	6-22		
00-01	5-13	6t	12-16		
01-02	1-17	10	6-21		
02-03	2-16	10	7-20		
03-04	7-11	7t	13-16		
04-05	7-11	6t	12-16		
05-06	4-14	10	11-17		
06-07	13-5	2	26-8		NCAA
07-08	11-7	3t	26-9		NCAA*
08-09	8-10	7th	17-16		NIT
09-10	6-12	10	16-15		
10-11	9-9	6	22-13		NIT%

* - NCAA Sweet Sixteen
 % - NIT Final Four

2010-11 WASHINGTON STATE STATISTICS (Overall: 22-13, Pac-10: 9-9/6th)

Player	GP-GS	Min/Avg	TOTAL		3-PTS		REBOUNDS		PF-FO	A	TO	Blk	Stl	Pts	Avg			
			FG-A	Pct	3FG-A	Pct	FT-A	Pct								Off/Def	Tot	Avg
Thompson, Klay	34-33	1179/34.7	240-551	.436	98-246	.398	155-185	.838	25/153	178	5.2	99-1	127	115	32	56	733	21.6
Aden, Faisal	33-9	840/25.5	161-381	.423	52-157	.331	46-59	.780	25/81	106	3.2	46-0	42	67	8	45	420	12.7
Casto, DeAngelo	33-30	940/28.5	155-270	.574	0-2	.000	85-139	.612	73/152	225	6.8	102-3	33	71	59	37	395	12.0
Moore, Reggie	28-26	919/32.8	69-196	.352	28-76	.368	89-119	.748	15/68	83	3.0	47-1	95	57	1	23	255	9.1
Motum, Brock	35-9	671/19.2	106-177	.599	10-32	.313	43-65	.662	43/63	106	3.0	58-2	31	42	3	12	265	7.6
Capers, Marcus	35-35	1021/29.2	72-136	.529	1-8	.125	58-86	.674	49/106	155	4.4	78-2	67	33	21	26	203	5.8
Lodwick, Abe	35-32	816/23.3	42-120	.350	30-93	.323	9-15	.600	26/116	142	4.1	117-8	47	34	9	22	123	3.5
Simon, Patrick	29-0	274/9.4	33-89	.371	19-62	.306	8-13	.615	6/37	43	1.5	27-0	6	3	1	1	93	3.2
Bjornstad, Steven	3-0	9/3.0	2-2	1.000	0-0	.000	0-2	.000	1/1	2	0.7	0-0	0	1	0	0	4	1.3
Loewen, Ben	13-1	59/4.5	5-14	.357	2-5	.400	0-0	.000	1/1	2	0.2	5-0	2	1	0	1	12	0.9
Dilorio, Will	21-0	88/4.2	6-14	.429	0-1	.000	7-12	.583	6/13	19	0.9	9-0	7	6	0	6	19	0.9
Winston, Jr., Dre'	26-0	162/6.2	7-22	.318	0-0	.000	1-7	.143	2/12	14	0.5	10-0	8	9	0	6	15	0.6
Enquist, Charlie	26-0	113/4.3	4-9	.444	0-0	.000	5-12	.417	6/12	18	0.7	12-0	0	2	2	4	13	0.5
McNamara, Chris	5-0	9/1.8	0-1	.000	0-0	.000	0-0	.000	0/1	1	0.2	2-0	1	0	0	0	0	0.0
TEAM									54/61	115	3.3	0	4					
WASHINGTON STATE	35		902-1982	.455	240-682	.352	506-714	.709	332/877	1209	34.5	612-17	466	445	136	239	2550	72.9
Opponents	35		814-2040	.399	252-808	.312	479-666	.719	437/844	1281	36.6	653-	467	507	101	221	2359	67.4



You know you want me.

adrenaline
collection™

Get behind the wheel of this toxic orange, Hemi® V8, 372-horsepower Dodge Challenger and kick your rental experience into overdrive. Or try the Chevrolet Camaro SS and Ford Mustang GT Premium – modern specialty performance versions of some of the most legendary rides to hit the road. Hey, we don't call it our Adrenaline Collection for nothing. Reserve one of these head-turners by contacting your travel agent or the Hertz Adrenaline Collection at 1-800-654-3131, or visit hertz.com. And give your vacation a little more muscle.

Hertz.com
Journey On®



© Reg. U.S. Pat. Off. © 2011 Hertz System, Inc.
FOR YOUR INFORMATION: Adrenaline Collection vehicles are available at major market locations in the U.S. and Canada. All vehicles may not be available at all locations. Hertz rental age, driver, and credit qualifications apply. All other marks and logos are the property of their respective owners. All rights reserved.



► ARIZONA WILDCATS (30-8, 14-4) // 2010-11 Pac-10 Champions, NCAA Tournament Participant

► WASHINGTON HUSKIES (24-11, 11-7) // 2011 Pac-10 Tournament Champions, NCAA Tournament Participant



PAC-12 CONFERENCE // 2010-11 SEASON IN REVIEW

PAC12
CONFERENCE

2010-11 PAC-10 CONFERENCE MEN'S BASKETBALL FINAL STANDINGS

	CONFERENCE					OVERALL					
	W	L	PCT	HOME	AWAY	W	L	PCT	HOME	AWAY	NEUT
Arizona (NCAA)	14	4	.778	9-0	5-4	30	8	.789	17-0	7-4	6-4
UCLA (NCAA)	13	5	.722	8-1	5-4	23	11	.676	16-2	5-5	2-4
Washington* (NCAA)	11	7	.611	7-2	4-5	24	11	.686	14-2	5-6	5-3
USC# (NCAA)	10	8	.556	6-3	4-5	19	15	.559	12-4	5-8	2-3
California (NIT)	10	8	.556	6-3	4-5	18	15	.545	12-6	5-6	1-3
Washington State (NIT)	9	9	.500	6-3	3-6	22	13	.629	14-4	5-6	3-3
Oregon& (CBI)+	7	11	.389	4-5	3-6	21	18	.538	16-8	3-8	2-2
Stanford	7	11	.389	4-5	3-6	15	16	.484	11-5	3-9	1-2
Oregon State	5	13	.278	5-4	0-9	11	20	.355	9-7	1-12	1-1
Arizona State	4	14	.222	3-6	1-8	12	19	.387	8-7	2-10	2-2

* - Pac-10 Tournament Champions

- Won tie-breaker for No. 4 seed in Pac-10 Tournament

ARIZONA REACHES ELITE EIGHT, OREGON WINS CBI POSTSEASON TITLE, HIGHLIGHT 2010-11 SEASON

The ARIZONA Wildcats reached the Elite Eight where they bowed out of the NCAA Tournament to eventual national champion Connecticut just one three-pointer short of reaching the Final Four, the WASHINGTON STATE Cougars reached the semifinals of the NIT, and the OREGON Ducks captured the CBI crown to give the Pac-10 its second title in three seasons of the CBI Tournament. . . . Oregon's **Joevan Catron** earned CBI Tournament Most Outstanding Player honors, while All-America honors rolled in for Pac-10 Player of the Year **Derrick Williams**. The ARIZONA sophomore was a consensus Second Team All-America selection, earning second team honors by the USBWA, NABC and the Associated Press, as well as collecting John R. Wooden All-America honors. . . . Five Pac-10 teams won 20 or more games for the fourth time in five seasons. . . . The road was a tough place to play in league action as the home team held a 58-32 (.644) advantage. It was the most wins compiled by the home teams since 1999 (62-28). . . . ARIZONA's **Sean Miller** was honored as Pac-10 Coach of the Year. Hed led the Wildcats to the NCAA Tournament's Elite Eight and the school's third-ever 30-win season.

2010-11 ALL-PAC-10 TEAM

FIRST TEAM

Name, School	Pos	Yr	Ht	Wt	Hometown
Matthew Bryan-Amaning, WASH	F	Sr.	6-9	240	London, England
Jeremy Green, STAN	G	Jr.	6-4	198	Austin, Texas
Jorge Gutierrez, CAL	G	Jr.	6-3	195	Chihuahua, Mexico
Tyler Honeycutt, UCLA	F	So.	6-8	183	Los Angeles, Calif.
Malcolm Lee, UCLA	G	Jr.	6-4	195	Riverside, Calif.
Reeves Nelson, UCLA	F	So.	6-8	235	Modesto, Calif.
Isaiah Thomas, WASH	G	Jr.	5-9	185	Tacoma, Wash.
Klay Thompson, WSU	G	Jr.	6-6	202	Ladera Ranch, Calif.
Nikola Vucevic, USC	F	Jr.	6-10	240	Bar, Montenegro
Derrick Williams, ARIZ	F	So.	6-8	240	La Mirada, Calif.

SECOND TEAM

Name, School	Pos	Yr	Ht	Wt	Hometown
DeAngelo Casto, WSU	F	Jr.	6-8	255	Spokane, Wash. (Ferris HS)
Joevan Catron, ORE	F	Sr.	6-6	237	Phoenix, Ill. (Thornton Township HS)
Jared Cunningham, OSU	G	So.	6-4	182	Oakland, Calif. (San Leandro HS)
Harper Kamp, CAL	F	Jr.	6-8	245	Mesa, Ariz. (Mountain View HS)
Trent Lockett, ASU	G	So.	6-4	211	Golden Valley, Minn. (Hopkins HS)

Honorable Mention (receiving at least three votes): Ty Abbott (ASU, Sr., G), Allen Crabbe (CAL, Fr., G), Lamont Jones (ARIZ, So., G), Josh Owens (STAN, Jr., F).

PLAYER OF THE YEAR: Derrick Williams, Arizona

FRESHMAN OF THE YEAR: Allen Crabbe, California

DEFENSIVE PLAYER OF THE YEAR: Marcus Simmons, USC

MOST IMPROVED PLAYER OF THE YEAR: Matthew Bryan-Amaning, Washington

COACH OF THE YEAR: Sean Miller, Arizona

TOYO TIRES SCHOLAR-ATHLETE OF THE YEAR: Rihards Kuksiks, Arizona State



ARIZONA's Derrick Williams was named the Pac-10 Player of the Year. Williams led the 'Cats to their first Pac-10 title since 2005 and a post-season run that reached the Elite Eight. He was selected by the Minnesota Timberwolves with the second pick overall in the NBA Draft.

2010-11 PAC-10 ALL-FRESHMAN TEAM

Name, School	Pos	Ht	Wt	Hometown
Anthony Brown, STAN	G/F	6-7	200	Huntington Beach, Calif. (Ocean View HS)
Allen Crabbe, CAL	G	6-4	165	Los Angeles, Calif. (Price HS)
Maurice Jones, USC	G	5-7	155	Saginaw, Mich. (Arthur Hill HS)
Dwight Powell, STAN	F	6-10	227	Toronto, Ontario (IMG Academy)
Joshua Smith, UCLA	C	6-10	305	Kent, Wash. (Kentwood HS)
C.J. Wilcox, WASH	G	6-5	190	Pleasant Grove, Utah (Pleasant Grove HS)

Honorable Mention (receiving at least three votes): Jordin Mayes (ARIZ, G), Terrence Ross (WASH, G).

2010-11 PAC-10 ALL-DEFENSIVE TEAM

Name, School	Pos	Yr.	Ht	Wt	Hometown
DeAngelo Casto, WSU	F	Jr.	6-8	255	Spokane, Wash.
Jared Cunningham, OSU	G	So.	6-4	182	Oakland, Calif.
Jorge Gutierrez, CAL	G	Jr.	6-3	195	Chihuahua, Mexico
Malcolm Lee, UCLA	G	Jr.	6-4	195	Riverside, Calif.
Marcus Simmons, USC	G	Sr.	6-6	220	Alexandria, La.

Honorable Mention (receiving at least three votes): Matthew Bryan-Amaning (WASH, Sr. F), Kyle Fogg (ARIZ, Jr., G), Justin Holiday (WASH, Sr., F).

2010-11 PAC-10 ALL-ACADEMIC TEAM

FIRST TEAM	Year	GPA	Major
Mustafa Abdul-Hamid, UCLA	Jr.	3.81	Global Studies
Angus Brandt, OSU	So.	3.21	Exercise and Sports Science
Trent Lockett, ASU	So.	3.31	Business Communication
Abe Lodwick, WSU	Jr.	3.21	Communication
Rhys Murphy, OSU	RFr.	3.67	Pre-Business
Jack Trotter, STAN	Jr.	3.35	Economics

Second Team	Year	GPA	Major
Nicholas Fearn, ORE	Jr.	3.14	Business Administration
Jorge Gutierrez, CAL	Jr.	3.02	Interdisciplinary Studies
Harper Kamp, CAL	Jr.	3.10	American Studies
Josh Owens, STAN	Jr.	3.04	Economics
Garrett Sim, ORE	Jr.	3.08	Accounting

Honorable Mention: Rihards Kuksiks, Sr., ASU; Brendan Sherrer, Jr., WASH; Andrew Zimmerman, Jr., STAN.

POSTSEASON HONORS

**USBWA All-America
Second Team**
Derrick Williams, Arizona

**NABC All-America
Second Team**
Derrick Williams, Arizona

**Associated Press All-America
Second Team**
Derrick Williams, Arizona
Honorable Mention
Isaiah Thomas, Washington
Nikola Vucevic, USC

John R. Wooden All-America
Derrick Williams, Arizona

USBWA All-District IX
Matthew Bryan-Amaning, Washington
Jorge Gutierrez, California
Reeves Nelson, UCLA
Isaiah Thomas, Washington
Klay Thompson, Washington State
Nikola Vucevic, USC
Derrick Williams, Arizona

**USBWA All-District IX
Player of the Year**
Derrick Williams, Arizona

**NABC All-District 20
First Team**
Derrick Williams, Arizona
Klay Thompson, Washington State
Isaiah Thomas, Washington
Nikola Vucevic, USC
M. Bryan-Amaning, Washington
Second Team
Harper Kamp, California
Jeremy Green, Stanford
Reeves Nelson, UCLA
Joevan Catron, Oregon
Malcolm Lee, UCLA

NCAA Tournament All-West Region
Jesse Perry, Arizona
Derrick Williams, Arizona

NABC District 20 Coach of the Year
Sean Miller, Arizona

FINAL POLLS

PAC-10 PLAYERS OF THE WEEK:

Nov. 22 - Reeves Nelson, UCLA
Nov. 29 - Klay Thompson, WSU
Dec. 6 - Derrick Williams, ARIZ
Dec. 13 - Klay Thompson, WSU
Dec. 20 - Reeves Nelson, UCLA
Dec. 27 - Jio Fontan, USC
Jan. 3 - Matthew Bryan-Amaning, WASH
Jan. 10 - Isaiah Thomas, WASH
Jan. 17 - Derrick Williams, ARIZ
Jan. 24 - Isaiah Thomas, WASH
Jan. 31 - Lamont "MoMo" Jones, ARIZ
Feb. 7 - Joevan Catron, ORE
Feb. 14 - Isaiah Thomas, WASH
Feb. 21 - Derrick Williams, ARIZ
Feb. 28 - Nikola Vucevic, USC
Mar. 7 - Ty Abbott, ASU

ESPN/USA Today

- Connecticut
- Butler
- Kentucky
- Kansas
- Ohio State
- VCU
- Duke
- North Carolina
- ARIZONA**
- Florida
- San Diego State
- Pittsburgh
- Brigham Young
- Notre Dame
- Wisconsin
- Texas
- Purdue
- Syracuse
- Florida State
- Marquette
- Richmond
- Louisville
- WASHINGTON**
- Kansas State
- Utah State
- ARV**
- UCLA**

Associated Press

- Ohio State
- Kansas
- Duke
- Pittsburgh
- Notre Dame
- San Diego State
- North Carolina
- Texas
- Connecticut
- Brigham Young
- Kentucky
- Syracuse
- Purdue
- Louisville
- Florida
- Wisconsin
- 17. ARIZONA**
- St. John's
- Utah State
- Xavier
- Kansas State
- West Virginia
- 23. WASHINGTON**
- Texas A&M
- Vanderbilt
- ARV**
- t40. UCLA**

PACIFIC LIFE PAC-10 TOURNAMENT



2010 PACIFIC LIFE PAC-10 TOURNAMENT

STAPLES Center, Los Angeles, Calif.

Wed., Mar. 9

(Session 1 - 7,814)

#9 Oregon State 69, #8 Stanford 67

#7 Oregon 76, #10 Arizona State 69

Thur., Mar. 10

(Session 2 - 10,782; Session 3 - 12,191)

#4 USC 70, #5 California 56

#1 Arizona 78, #9 Oregon State

#7 Oregon 76, #2 UCLA 59

#3 Washington 89, #6 Washington State 87

Fri., Mar. 11

(Session 4 - 13,190)

#1 Arizona 67, USC 62

#3 Washington 69, #7 Oregon 51

Sat., Mar. 12

(Session 5 - 12,074)

#3 Washington 77, #1 Arizona 75 (OT)

2011 Pacific Life Pac-10 Tournament All-Tournament Team

Jared Cunningham, Oregon State

Terrence Ross, Washington

E.J. Singler, Oregon

Klay Thompson, Washington State

Derrick Williams, Arizona

Isaiah Thomas, Washington - Most Outstanding Player

Game One - Oregon State 69, Stanford 67

Oregon State	FG-A	FT-A	Reb	PF	TP	A	TO	BLK	S
McShane, Kevin	f 0-1	0-0	4	2	0	0	0	0	0
Burton, Joe	f 2-10	3-4	14	2	7	6	1	0	3
Johnson, Omari	f 1-6	0-0	4	2	2	0	1	1	0
Brandt, Angus	c 0-0	0-0	3	0	0	1	0	0	0
Nelson, Roberto	g 1-8	0-0	5	5	2	1	2	0	1
Cunningham, J.	4-11	15-20	6	2	24	2	4	0	2
Starks, Ahmad	6-12	0-0	1	2	15	1	2	0	0
Collier, Devon	6-8	7-11	8	1	19	0	0	2	1
TEAM	0-0	0-0	0	0	0	0	0	0	0
Totals	20-56	25-35	42	19	69	10	11	3	7

Stanford	FG-A	FT-A	Reb	PF	TP	A	TO	BLK	S
Owens, Josh	f 2-5	2-4	5	4	6	1	0	2	1
Powell, Dwight	f 5-12	1-2	8	4	11	1	2	1	0
Brown, Anthony	g 3-8	4-5	8	1	11	2	2	0	0
Mann, Jarrett	g 1-7	5-9	6	5	7	6	2	0	2
Green, Jeremy	g 7-18	4-4	3	4	25	0	1	0	0
Bright, Aaron	0-1	0-0	2	1	0	0	0	0	0
Harris, Gabriel	0-0	0-0	0	0	0	0	1	0	1
Huestis, Josh	0-2	0-0	0	1	0	0	0	0	0
Zimmermann, A.	0-3	1-2	2	1	1	0	0	1	0
Gage, John	0-2	2-2	1	0	2	0	0	0	0
Trotter, Jack	2-3	0-0	5	3	4	1	2	1	0
TEAM	0-0	0-0	1	0	0	0	0	0	0
Totals	20-61	19-28	41	24	67	11	10	5	4

Halftime: Oregon State 26, Stanford 18. 3-point goals: Oregon State 4-12 (Johnson 0-1, Nelson 0-2, Cunningham 1-3, Starks 3-6). Stanford 8-24 (Powell 0-1, Brown 1-5, Green 7-15, Brigh 0-1, Gage 0-1). Officials: Verne Harris, Bruce Hicks, Mark Reischling. Technical Fouls: Oregon State-None. Stanford-None

Game Two - Oregon 76, Arizona State 69

Arizona State	FG-A	FT-A	Reb	PF	TP	A	TO	BLK	S
Cain, Kyle	f 1-3	0-0	4	2	2	1	4	0	1
Kuksiks, Rihards	f 4-8	0-0	2	4	11	1	1	0	0
Abbott, Ty	g 0-1	0-0	4	3	0	3	0	2	0
McMillan, J.	g 4-9	0-0	1	2	11	4	2	0	5
Lockett, Trent	g 10-12	1-2	5	4	22	5	2	2	0
Felix, Carrick	2-2	0-0	0	3	4	0	0	0	0
Hawkins, Corey	3-7	0-1	4	1	6	3	2	0	1
Dunson, Brandon	0-0	0-0	0	0	0	0	0	0	0
Bachynski, Jordan	2-4	0-0	2	1	4	1	0	0	0
Creekmur, Chase	1-5	0-0	1	0	3	1	0	0	0
King, Keala	2-4	0-0	2	2	4	1	1	0	0
Pateev, Ruslan	1-1	0-0	0	0	2	0	1	0	0
Jackson, Marcus	0-0	0-0	0	0	0	0	0	0	0
TEAM	0-0	0-0	2	0	0	0	0	0	0
Totals	30-56	1-3	27	22	69	20	16	2	9

Oregon	FG-A	FT-A	Reb	PF	TP	A	TO	BLK	S
Singler, E.J.	f 8-12	2-2	5	1	22	2	2	0	0
Nared, Tyrone	f 1-3	1-2	9	2	4	0	2	0	2
Catron, Joevan	f 3-12	3-4	4	2	9	3	3	0	3
Sim, Garrett	g 3-7	3-5	2	1	10	3	1	0	3
Armstead, M.	g 3-4	3-4	5	2	11	5	0	3	3
Fearn, Nicholas	0-0	0-0	0	0	0	0	0	0	0
Loyd, Johnathan	1-1	7-8	2	1	9	1	2	0	1
Williams, Teondre	2-4	0-2	1	1	5	0	1	0	0
Strowbridge, Jay-R	2-5	0-0	1	0	6	0	0	1	0
TEAM	0-0	0-0	2	0	0	0	1	0	0
Totals	23-48	19-27	31	10	76	14	17	0	13

Halftime: Oregon 38, Arizona State 29. 3-point goals: Arizona State (Kuksiks 3-6, Abbott 0-1, McMillan 3-7, Lockett 1-3, Hawkins 0-3, Creekmur 1-5, King 0-2). Oregon (Singler 4-5, Nared 1-1, Catron 0-1, Sim 1-4, Armstead 2-2, Williams 1-2, Strowbridge 2-4). Officials: Dick Cartmell, Mike Littlewood, Bobby McRoy. Technical fouls: Arizona State-None. Oregon-None.

Game Three - USC 70, California 56

California	FG-A	FT-A	Reb	PF	TP	A	TO	BLK	S
Kamp, Harper	f 3-9	0-0	3	4	6	2	1	0	1
Sanders-Frison, M.c	1-4	0-0	8	3	2	0	0	0	1
Gutierrez, Jorge	g 2-10	0-0	6	3	4	2	7	1	1
Smith, Brandon	g 4-5	1-1	2	3	10	3	6	0	0
Crabbe, Allen	g 9-17	2-2	4	2	21	2	1	1	1
Bak, Bak	0-0	0-0	0	0	0	0	0	0	0
Solomon, Richard	3-8	5-6	6	3	11	0	1	3	2
Murray, Emerson	1-1	0-0	0	0	2	0	0	0	0
Thurman, Robert	0-0	0-0	0	0	0	0	0	0	0
TEAM	0-0	0-0	1	0	0	0	0	0	0
Totals	23-54	8-9	30	18	56	9	16	5	6

USC	FG-A	FT-A	Reb	PF	TP	A	TO	BLK	S
Stepheson, Alex	f 6-9	2-4	16	2	14	1	1	0	0
Vucevic, Nikola	f 3-10	1-2	5	3	7	2	4	3	1
Fontan, Jio	g 3-10	5-8	4	3	12	4	4	0	0
Smith, Donte	g 5-8	0-0	0	4	14	2	2	0	2
Simmons, M.	g 2-7	2-2	5	4	7	1	1	0	2
Jones, Maurice	6-11	2-2	3	0	16	4	3	0	2
Jackson, Garrett	0-1	0-0	0	2	0	0	0	1	1
TEAM	0-0	0-0	4	0	0	0	0	0	0
Totals	25-56	12-18	37	18	70	14	15	4	8

Halftime: USC 35, California 27. 3-point goals: California (Smith 1-2, Crabbe 1-5). USC (Vucevic 0-2, Fontan 1-2, Smith 4-6, Simmons 1-2, Jones 2-4, Jackson 0-1). Officials: Mike Eggers, Tony Padilla, Mike Greenstein. Technical fouls: California-None. USC-None.

Game Four - Arizona 78, Oregon State 69

Oregon State	FG-A	FT-A	Reb	PF	TP	A	TO	BLK	S
Burton, Joe	f 4-7	1-2	5	3	9	4	2	1	1
Johnson, Omari	f 1-4	0-0	6	0	2	0	3	0	1
Brandt, Angus	c 2-4	0-0	1	4	5	1	1	0	0
Cunningham, J.	g 9-14	3-7	4	0	23	4	2	1	6
Nelson, Roberto	g 1-4	0-0	0	2	2	1	1	0	1
McShane, Kevin	0-0	0-0	2	2	0	0	2	0	0
Starks, Ahmad	6-15	1-1	2	3	17	3	0	0	0
Brown, Chris	0-0	0-0	0	0	0	0	0	0	0
Haynes, Calvin	0-0	0-2	0	0	0	0	1	0	0
Deane, Daniel	0-0	0-0	0	0	0	0	0	0	0
Wallace, Lathen	1-1	0-0	1	0	2	0	1	0	1
Jones, Daniel	0-0	0-0	0	0	0	0	0	0	0
Collier, Devon	4-6	1-4	7	1	9	0	3	2	1
TEAM	0-0	0-0	3	0	0	0	0	0	0
Totals	28-55	6-16	31	15	69	13	16	4	11

Arizona	FG-A	FT-A	Reb	PF	TP	A	TO	BLK	S
Parrom, Kevin	f 5-9	3-4	7	3	13	4	3	1	1
Williams, Derrick	f 8-12	1-2	7	0	22	0	3	0	2
Perry, Jesse	f 3-4	1-2	4	1	7	1	0	0	0
Hill, Solomon	f 4-9	0-0	11	2	9	2	2	1	1
Jones, Lamont	g 4-13	2-2	0	3	13	2	3	0	1
Natyazhko, Kyryl	1-1	0-0	2	1	2	0	1	0	0
Mayes, Jordin	1-4	2-3	0	1	4	1	1	0	2
Fogg, Kyle	1-3	0-0	1	2	3	1	1	0	2
Lavender, Brendon	0-1	0-0	1	2	0	2	2	0	0
Horne, Jamelle	2-5	0-0	1	2	5	0	0	0	0
TEAM	0-0	0-0	2	0	0	0	0	0	0
Totals	29-61	9-13	36	17	78	13	16	2	9

Halftime: Arizona 40, Oregon State 37. 3-point goals: Oregon State (Johnson 0-1, Brandt 1-1, Cunningham 2-4, Starks 4-9). Arizona (Parrom 0-1, Williams 5-6, Hill 1-3, Jones 3-6, Mayes 0-2, Fogg 1-2, Horne 1-1). Officials: Dick Cartmell, Kevin Brill, Bobby McRoy. Technical fouls: Oregon State-Burton, Joe. Arizona-Jones, Lamont.

Game Five - Oregon 76, UCLA 59

Oregon	FG-A	FT-A	Reb	PF	TP	A	TO	BLK	S
Singler, E.J.	f 7-9	8-8	7	2	24	0	1	1	3
Nared, Tyrone	f 2-4	1-2	4	2	5	0	1	1	3
Catron, Joevan	f 2-7	5-6	3	1	9	1	3	1	0
Sim, Garrett	g 4-9	0-0	3	3	10	1	0	1	0
Armstead, M.	g 6-9	0-0	6	3	13	5	2	0	2
Fearn, Nicholas	0-0	0-0	0	0	0	0	0	0	0
Loyd, Johnathan	1-2	3-5	2	3	5	2	1	0	0
Williams, Teondre	2-8	0-0	2	1	4	0	0	0	1
Strowbridge, Jay-R	3-7	0-0	2	1	6	1	1	0	0
TEAM	0-0	0-0	4	0	0</				

Game Six - Washington 89, Washington State 87

Washington State	FG-A	FT-A	Reb	PF	TP	A	TO	BLK	S
Casto, DeAngelo	f 4-8	5-7	9	1	13	3	1	3	1
Lodwick, Abe	f 0-3	0-0	3	2	0	3	0	0	0
Capers, Marcus	g 1-2	0-0	4	1	2	2	3	0	0
Thompson, Klay	g 15-29	5-7	6	4	43	1	1	0	2
Moore, Reggie	g 1-2	4-5	0	3	7	3	3	0	0
Dilorio, Will	1-1	0-0	0	0	2	0	0	0	0
Aden, Faisal	7-13	2-2	5	1	17	1	2	0	2
Motum, Brock	1-5	1-2	3	1	3	1	3	0	0
Enquist, Charlie	0-0	0-0	0	1	0	0	0	0	0
TEAM	0-0	0-0	6	0	0	0	0	0	0
Totals	30-63	17-23	36	14	87	14	13	3	5

Washington	FG-A	FT-A	Reb	PF	TP	A	TO	BLK	S
Bryan-Amaning	f 7-11	2-3	7	4	16	0	0	0	2
Holiday, Justin	f 5-13	2-3	10	1	12	3	1	0	2
Thomas, Isaiah	g 8-13	2-3	2	1	21	11	3	0	3
Wilcox, C.J.	g 5-10	1-2	3	1	16	1	2	0	0
Ross, Terrence	g 6-11	2-2	1	3	17	1	1	1	1
N'Diaye, Aziz	1-1	0-0	1	3	2	2	1	0	0
Suggs, Scott	1-5	1-1	3	4	3	2	1	0	0
Gant, Darnell	1-3	0-0	3	1	2	0	1	0	0
TEAM	0-0	0-0	3	0	0	0	0	0	0
Totals	34-67	10-14	33	18	89	20	10	1	8

Halftime: Washington State 40, Washington 32. 3-point goals: Washington State (Lodwick 0-2, Capers 0-1, Thompson 8-14, Moore 1-2, Aden 1-3, Motum 0-1). Washington (Holiday 0-5, Thomas 3-5, Wilcox 5-9, Ross 3-7, Suggs 0-1, Gant 0-1). Officials: Mike Reed, Ruben Ramos, Deron White. Technical fouls: Washington State-, TEAM. Washington-None.

Game Seven - Arizona 67, USC 62

USC	FG-A	FT-A	Reb	PF	TP	A	TO	BLK	S
Stepheson, Alex	f 4-7	0-0	8	3	8	0	2	1	0
Vucevic, Nikola	f 6-12	4-5	12	4	16	5	5	3	1
Fontan, Jio	g 3-7	0-0	1	3	7	5	1	0	1
Smith, Donte	g 3-11	0-0	2	2	7	1	0	0	2
Simmons, Marcus	g 8-11	1-4	2	4	20	1	0	0	1
Jones, Maurice	2-5	0-0	3	0	4	3	0	0	1
Jackson, Garrett	0-0	0-0	0	1	0	0	0	0	0
TEAM	0-0	0-0	2	0	0	0	1	0	0
Totals	26-53	5-9	30	17	62	15	9	4	6

Arizona	FG-A	FT-A	Reb	PF	TP	A	TO	BLK	S
Williams, Derrick	f 7-10	5-6	6	2	20	2	3	0	0
Perry, Jesse	f 4-7	3-4	4	2	11	0	0	0	0
Hill, Solomon	f 0-3	0-1	3	1	0	2	1	0	0
Parron, Kevin	g 3-9	0-1	6	1	6	3	2	0	1
Jones, Lamont	g 2-6	2-2	0	0	7	2	1	0	0
Natyazhko, Kyryl	0-1	0-0	2	0	0	0	0	0	1
Mayes, Jordyn	3-6	0-0	2	4	8	3	0	0	0
Fogg, Kyle	1-4	0-0	3	0	3	0	0	0	0
Lavender, Brendon	1-1	1-2	0	1	4	0	0	0	0
Horne, Jamelle	3-8	0-0	1	1	8	1	0	0	1
TEAM	0-0	0-0	5	0	0	0	0	0	0
Totals	24-55	11-16	32	12	67	13	7	1	2

Halftime: Arizona 33, USC 28. 3-point goals: USC (Vucevic 0-3, Fontan 1-2, Smith 1-6, Simmons 3-4, Jones 0-3). Arizona (Williams 1-3, Parron 0-1, Jones 1-2, Natyazhko 0-1, Mayes 2-3, Fogg 1-2, Lavender 1-1, Horne 2-6). Officials: Mike Scyphers, Tony Padilla, Ruben Ramos. Technical fouls: USC-None. Arizona-None.

Game Eight - Washington 69, Oregon 51

Oregon	FG-A	FT-A	Reb	PF	TP	A	TO	BLK	S
Singler, E.J.	f 3-9	3-3	3	2	10	0	0	1	0
Nared, Tyrone	f 0-1	0-0	3	3	0	0	0	1	0
Catron, Jovean	f 5-14	7-8	9	4	18	1	5	1	1
Sim, Garrett	g 1-5	0-0	1	2	2	1	1	0	0
Armstead, M.	g 5-13	1-3	7	2	12	6	3	0	6
Loyd, Johnathan	0-2	0-0	1	2	0	0	1	0	0
Williams, Teondre	1-1	0-0	2	1	2	0	0	1	1
Strowbridge, Jay-R	3-11	0-0	5	3	7	1	1	0	0
TEAM	0-0	0-0	3	0	0	0	1	0	0
Totals	18-56	11-14	34	19	51	9	12	4	8

Washington	FG-A	FT-A	Reb	PF	TP	A	TO	BLK	S
Bryan-Amaning	f 2-9	2-2	7	3	6	0	0	2	0
Holiday, Justin	f 3-5	1-1	6	2	7	1	4	1	1
Thomas, Isaiah	g 2-11	5-8	3	3	10	12	4	0	3
Wilcox, C.J.	g 4-9	3-3	4	0	14	0	0	0	0
Ross, Terrence	g 6-12	0-0	3	3	13	3	0	0	1
N'Diaye, Aziz	0-0	1-2	5	1	1	0	1	0	0
Hosley, Antoine	0-0	0-0	0	0	0	0	0	0	0
Suggs, Scott	3-6	2-2	1	1	10	1	2	0	0
Sherrer, Brendan	0-0	0-0	0	0	0	0	0	0	0
Gant, Darnell	4-7	0-0	10	2	8	0	0	1	0
TEAM	0-0	0-0	3	0	0	0	0	0	0
Totals	24-59	14-18	42	15	69	17	11	4	5

Halftime: Washington 30, Oregon 21. 3-point goals: Oregon (Singler 1-4, Nared 0-1, Catron 1-3, Sim 0-3, Armstead 1-4, Loyd 0-1, Strowbridge 1-8). Washington (Holiday 0-2, Thomas 1-4, Wilcox 3-7, Ross 1-5, Suggs 2-4). Officials: Chris Rastatter, Michael Irving, Kevin Brill. Technical fouls: Oregon-None. Washington-None.

Game Nine - Washington 77, Arizona 75 (OT)

Washington	FG-A	FT-A	Reb	PF	TP	A	TO	BLK	S
Bryan-Amaning	f 3-10	3-4	3	5	9	1	0	0	1
Holiday, Justin	f 0-3	0-0	7	3	0	2	1	0	0
Thomas, Isaiah	g 10-16	4-7	5	4	28	7	5	0	2
Wilcox, C.J.	g 4-9	0-0	1	1	9	0	3	0	0
Ross, Terrence	g 7-13	0-0	4	3	16	1	1	0	0
N'Diaye, Aziz	2-4	0-0	7	4	4	0	2	1	0
Suggs, Scott	2-5	0-1	2	2	5	1	0	0	2
Gant, Darnell	2-6	1-2	8	3	6	0	0	2	0
TEAM	0-0	0-0	6	0	0	0	0	0	0
Totals	30-66	8-14	43	25	77	12	12	3	5

Arizona	FG-A	FT-A	Reb	PF	TP	A	TO	BLK	S
Williams, Derrick	f 8-14	8-13	11	2	24	2	2	1	1
Perry, Jesse	f 2-4	2-2	6	2	6	1	0	0	0
Hill, Solomon	f 3-6	6-8	3	2	12	1	0	0	2
Parron, Kevin	g 5-11	0-1	2	1	12	3	0	0	0
Jones, Lamont	g 1-8	4-6	1	3	7	2	3	0	0
Natyazhko, Kyryl	0-0	0-0	0	0	0	0	0	0	0
Mayes, Jordyn	2-2	0-0	2	1	6	1	2	0	0
Fogg, Kyle	1-4	0-0	0	2	3	0	0	0	0
Lavender, Brendon	0-1	0-0	0	0	0	0	1	0	0
Horne, Jamelle	2-6	0-0	2	2	5	2	0	1	1
TEAM	0-0	0-0	5	0	0	0	0	0	0
Totals	24-56	20-30	32	15	75	12	8	2	4

Halftime: Arizona 36, Washington 33. Regulation: Arizona 68, Washington 68. 3-point goals: Washington (Holiday 0-2, Thomas 4-7, Wilcox 1-5, Ross 2-5, Suggs 1-3, Gant 1-3). Arizona (Williams 0-1, Parron 2-5, Jones 1-6, Mayes 2-2, Fogg 1-3, Horne 1-4). Officials: Dick Cartmell, Mike Reed, Mike Eggers. Technical fouls: Washington-None. Arizona-None.

DOUBLE-DOUBLES

Nikola Vucevic, USC (32).....	22
Reeves Nelson, UCLA (16).....	14
Derrick Williams, ARIZ (17).....	13
Alex Stepheson, USC (18).....	12
M. Bryan-Amaning, WASH (14)....	10
Markuri Sanders-Frison, CAL (7) ..	7
DeAngelo Casto, WSU (13).....	6
Josh Owens, STAN (6).....	6
Jovean Catron, ORE (13).....	5
Tyler Honeycutt, UCLA (9).....	5
Isaiah Thomas, WASH (5).....	5
Omari Johnson, OSU (5).....	4
Justin Holiday, WASH (3).....	3
Harper Kamp, CAL (3).....	3
E.J. Singler, ORE (3).....	3
Joshua Smith, UCLA (3).....	3
Kyle Cain, ASU (2).....	2
Aziz N'Diaye, WASH (2).....	2
Dwight Powell, STAN (2).....	2
Klay Thompson, WSU (3).....	2
Malcolm Armstead, ORE (1).....	1
Anthony Brown, STAN (1).....	1
Devon Collier, OSU (1).....	1
Allen Crabbe, CAL (1).....	1
Jeremy Green, STAN (1).....	1
Jorge Gutierrez, CAL (1).....	1
Jamelle Horne, ARIZ (4).....	1
Lazeric Jones, UCLA.....	1
Trent Lockett, ASU (1).....	1
Tyrone Nared, ORE (1).....	1
Richard Solomon, CAL (1).....	1

() - career totals

PAC-10 VS.:

America East.....	1-0
Atlantic Coast.....	4-5
Atlantic 10.....	3-2
Big East.....	2-3
Big Sky.....	10-2
Big South.....	1-0
Big Ten.....	2-1
Big 12.....	7-12
Big West.....	16-0
Colonial.....	0-2
Conference USA.....	3-3
Horizon.....	1-2
Ivy.....	1-0
Metro Atlantic.....	0-1
Mid-Eastern.....	4-0
Missouri Valley.....	2-3
Mountain West.....	2-4
Northeast.....	1-0
Ohio Valley.....	1-1
Patriot.....	1-0
Southeastern.....	4-2
Southland.....	2-0
Southwestern.....	3-1
Summit.....	1-0
Sun Belt.....	1-0
West Coast.....	9-0
Western Athletic.....	7-2
Independent.....	2-1
Reclassifying.....	2-1
D I Provisional.....	1-0
Non-Division I.....	1-0
Total - All.....	95-48 (.664)
Total - Div. I.....	94-48 (.662)

2010-11 HOME ATTENDANCE

School (Arena Cap.)	Games	Att.	Avg.	Cap. Pct.	Sellout
ARIZ (14,545)	17	232,561	13,680	94.1	5
ASU (10,734)	15	101,576	6,772	63.1	
CAL (11,877)	18	142,071	7,893	66.5	
ORE - Mac Court (9,087)	12	78,706	6,559	72.2	
ORE - Matt Arena (12,500)	12	113,726	9,477	75.8	
OSU (10,400)	16	85,091	5,318	51.1	
STAN (7,329)	16	90,152	5,634	76.9	
UCLA (12,819)	18	139,670	7,759	60.5	
USC (10,258)	16	75,063	4,691	45.7	1
WASH (10,000)	16	154,392	9,650	96.5	5
WSU (11,671)	13	124,188	9,553	81.9	1
WSU-Spokane (12,2					

2010-11 INDIVIDUAL STATS (ALL GAMES)

SCORING

	CI	G	FG	3FG	FT	Pts	Avg/G
1. Thompson, Klay-WSU	JR	34	240	98	155	733	21.6
2. Williams, Derrick-ARIZ	SO	38	226	42	247	741	19.5
3. Vucevic, Nikola-USC	JR	34	215	29	123	582	17.1
4. Thomas, Isaiah-WASH	JR	35	188	60	151	587	16.8
5. Green, Jeremy-STAN	JR	31	173	88	85	519	16.7
6. Catron, Joevan-ORE	SR	37	195	20	178	588	15.9
7. Bryan-Amaning, Matt-WASH	SR	35	215	0	104	534	15.3
8. Gutierrez, Jorge-CAL	JR	33	143	36	161	483	14.6
9. Cunningham, Jared-OSU	SO	30	117	27	166	427	14.2
10. Kamp, Harper-CAL	JR	33	169	2	129	469	14.2
11. Nelson, Reeves-UCLA	SO	34	177	4	116	474	13.9
12. Lockett, Trent-ASU	SO	29	146	10	88	390	13.4
13. Crabbe, Allen-CAL	FR	31	139	62	74	414	13.4
14. Lee, Malcolm-UCLA	JR	33	141	39	112	433	13.1
15. Honeycutt, Tyler-UCLA	SO	33	144	55	78	421	12.8
16. Aden, Faisal-WSU	JR	33	161	52	46	420	12.7
17. Abbott, Ty-ASU	SR	29	121	74	43	359	12.4
18. Casto, DeAngelo-WSU	JR	33	155	0	85	395	12.0
19. Singler, E.J.-ORE	SO	39	149	55	104	457	11.7
20. Owens, Josh-STAN	JR	31	149	0	61	359	11.6

REBOUNDING

	CI	G	OFF	DEF	TOT	Avg/G
1. Vucevic, Nikola-USC	JR	34	97	253	350	10.3
2. Stepheson, Alex-USC	SR	34	110	203	313	9.2
3. Nelson, Reeves-UCLA	SO	34	80	228	308	9.1
4. Williams, Derrick-ARIZ	SO	38	105	209	314	8.3
5. Bryan-Amaning, Matt-WASH	SR	35	105	176	281	8.0
6. Sanders-Frison, Mark-CAL	SR	30	66	157	223	7.4
7. Honeycutt, Tyler-UCLA	SO	33	50	188	238	7.2
8. Casto, DeAngelo-WSU	JR	33	73	152	225	6.8
9. Catron, Joevan-ORE	SR	37	88	159	247	6.7
10. Owens, Josh-STAN	JR	31	78	123	201	6.5
11. Smith, Joshua-UCLA	FR	33	114	95	209	6.3
12. Johnson, Omari-OSU	SR	31	58	135	193	6.2
13. N'Diaye, Aziz-WASH	SO	35	86	114	200	5.7
14. Singler, E.J.-ORE	SO	39	64	156	220	5.6
15. Burton, Joe-OSU	SO	30	44	124	168	5.6
16. Kamp, Harper-CAL	JR	33	69	115	184	5.6
17. Cain, Kyle-ASU	FR	31	52	118	170	5.5
18. Crabbe, Allen-CAL	FR	31	20	145	165	5.3
19. Lockett, Trent-ASU	SO	29	44	110	154	5.3
20. Thompson, Klay-WSU	JR	34	25	153	178	5.2

FIELD GOAL PCT (Min. 3.0 made per game)

	CI	G	FG	FGA	Pct
1. Motum, Brock-WSU	SO	35	106	177	.599
2. Williams, Derrick-ARIZ	SO	38	226	380	.595
3. Sanders-Frison, Mark-CAL	SR	30	132	224	.589
4. Owens, Josh-STAN	JR	31	149	257	.580
5. Casto, DeAngelo-WSU	JR	33	155	270	.574
6. Nelson, Reeves-UCLA	SO	34	177	312	.567
7. Smith, Joshua-UCLA	FR	33	132	238	.555
8. Stepheson, Alex-USC	SR	34	137	248	.552
9. Bryan-Amaning, Matt-WASH	SR	35	215	394	.546
10. Kamp, Harper-CAL	JR	33	169	320	.528

ASSISTS

	CI	G	Asst	Avg/G
1. Thomas, Isaiah-WASH	JR	35	213	6.09
2. Gutierrez, Jorge-CAL	JR	33	148	4.48
3. Armstead, Malcolm-ORE	JR	38	167	4.39
4. Mann, Jarrett-STAN	JR	31	130	4.19
5. McMillan, Jamelle-ASU	SR	28	110	3.93
6. Smith, Brandon-CAL	SO	33	129	3.91
7. Thompson, Klay-WSU	JR	34	127	3.74
8. Jones, Lazerick-UCLA	JR	34	124	3.65
9. Moore, Reggie-WSU	SO	28	95	3.39
10. Overton, Venoy-WASH	SR	31	103	3.32

FREE THROW PCT (Min. 2.0 made per game)

	CI	G	FTM	FTA	Pct
1. Singler, E.J.-ORE	SO	39	104	122	.852
2. Thompson, Klay-WSU	JR	34	155	185	.838
3. Jones, Lamont-ARIZ	SO	38	82	99	.828
4. Kamp, Harper-CAL	JR	33	129	158	.816
5. Jones, Lazerick-UCLA	JR	34	68	84	.810
6. Crabbe, Allen-CAL	FR	31	74	92	.804
7. Gutierrez, Jorge-CAL	JR	33	161	201	.801
8. Green, Jeremy-STAN	JR	31	85	107	.794
9. Haynes, Calvin-OSU	SR	29	77	98	.786
10. Hill, Solomon-ARIZ	SO	38	78	100	.780

STEALS

	CI	G	Stl	Avg/G
1. Cunningham, Jared-OSU	SO	30	85	2.83
2. Armstead, Malcolm-ORE	JR	38	89	2.34
3. Jones, Maurice-USC	FR	34	69	2.03
4. McMillan, Jamelle-ASU	SR	28	50	1.79
5. Thompson, Klay-WSU	JR	34	56	1.65
6. Gutierrez, Jorge-CAL	JR	33	54	1.64
7. Aden, Faisal-WSU	JR	33	45	1.36
8. Thomas, Isaiah-WASH	JR	35	47	1.34
9. Burton, Joe-OSU	SO	30	36	1.20
10. Haynes, Calvin-OSU	SR	29	34	1.17

3-POINT FG PCT (Min. 1.0 made per game)

	CI	G	3FG	FGA	Pct
1. Williams, Derrick-ARIZ	SO	38	42	74	.568
2. Mayes, Jordin-ARIZ	FR	38	39	86	.453
3. Suggs, Scott-WASH	JR	31	49	109	.450
4. Green, Jeremy-STAN	JR	31	88	205	.429
5. Parrom, Kevin-ARIZ	SO	38	38	91	.418
6. Horne, Jamelle-ARIZ	SR	38	43	107	.402
7. Wilcox, C.J.-WASH	FR	33	63	157	.401
8. Crabbe, Allen-CAL	FR	31	62	155	.400
9. Singler, E.J.-ORE	SO	39	55	138	.399
10. Thompson, Klay-WSU	JR	34	98	246	.398

3-POINT FG MADE

	CI	G	3FG	Avg/G
1. Thompson, Klay-WSU	JR	34	98	2.88
2. Green, Jeremy-STAN	JR	31	88	2.84
3. Kuksiks, Rihards-ASU	SR	27	70	2.59
4. Abbott, Ty-ASU	SR	29	74	2.55
5. Smith, Donte-USC	SR	34	73	2.15
6. Crabbe, Allen-CAL	FR	31	62	2.00
7. Wilcox, C.J.-WASH	FR	33	63	1.91
8. Thomas, Isaiah-WASH	JR	35	60	1.71
9. Honeycutt, Tyler-UCLA	SO	33	55	1.67
10. Suggs, Scott-WASH	JR	31	49	1.58

BLOCKED SHOTS

	CI	G	Blk	Avg/G
1. Honeycutt, Tyler-UCLA	SO	33	68	2.06
2. Casto, DeAngelo-WSU	JR	33	59	1.79
3. Bryan-Amaning, Matt-WASH	SR	35	54	1.54
4. Vucevic, Nikola-USC	JR	34	47	1.38
5. Stepheson, Alex-USC	SR	34	39	1.15
6. N'Diaye, Aziz-WASH	SO	35	39	1.11
7. Smith, Joshua-UCLA	FR	33	34	1.03
8. Thompson, Klay-WSU	JR	34	32	0.94
9. Owens, Josh-STAN	JR	31	29	0.94
10. Powell, Dwight-STAN	FR	31	28	0.90

ASSIST/TURNOVER RATIO (Min. 3.0 assists/game)

	CI	G	Asst	Avg	Turn	Avg	Ratio
1. McMillan, Jamelle-ASU	SR	28	110	3.9	41	1.5	2.68
2. Overton, Venoy-WASH	SR	31	103	3.3	45	1.5	2.29
3. Thomas, Isaiah-WASH	JR	35	213	6.1	104	3.0	2.05
4. Jones, Lazerick-UCLA	JR	34	124	3.6	73	2.1	1.70
5. Smith, Brandon-CAL	SO	33	129	3.9	77	2.3	1.68
6. Moore, Reggie-WSU	SO	28	95	3.4	57	2.0	1.67
7. Armstead, Malcolm-ORE	JR	38	167	4.4	102	2.7	1.64
8. Mann, Jarrett-STAN	JR	31	130	4.2	80	2.6	1.63
9. Jones, Maurice-USC	FR	34	110	3.2	72	2.1	1.53
10. Gutierrez, Jorge-CAL	JR	33	148	4.5	100	3.0	1.48

MINUTES PLAYED

	CI	G	Min.	Avg/G
1. Honeycutt, Tyler-UCLA	SO	33	1154	34.97
2. Vucevic, Nikola-USC	JR	34	1187	34.91
3. Thompson, Klay-WSU	JR	34	1179	34.68
4. Jones, Maurice-USC	FR	34	1172	34.47
5. Crabbe, Allen-CAL	FR	31	1049	33.84
6. Gutierrez, Jorge-CAL	JR	33	1104	33.45
7. Lee, Malcolm-UCLA	JR	33	1093	33.12
8. Stepheson, Alex-USC	SR	34	1118	32.88
9. Kamp, Harper-CAL	JR	33	1085	32.88
10. Moore, Reggie-WSU	SO	28	919	32.82

SCORING OFFENSE

	G	W-L	Pts	Avg/G
1. Washington	35	24-11	2907	83.1
2. Arizona	38	30-8	2905	76.4
3. Washington State	35	22-13	2550	72.9
4. California	33	18-15	2391	72.5
5. Oregon	39	21-18	2737	70.2
6. UCLA	34	23-11	2382	70.1
7. Oregon State	31	11-20	2147	69.3
8. Stanford	31	15-16	2058	66.4
9. USC	34	19-15	2252	66.2
10. Arizona State	31	12-19	1983	64.0

SCORING DEFENSE

	G	Pts	Avg/G
1. USC	34	2131	62.7
2. Stanford	31	2020	65.2
3. UCLA	34	2254	66.3
4. Arizona State	31	2073	66.9
5. Washington State	35	2359	67.4
6. Arizona	38	2580	67.9
7. Oregon	39	2704	69.3
8. Washington	35	2474	70.7
9. California	33	2382	72.2
10. Oregon State	31	2256	72.8

SCORING MARGIN

	G	OFF	DEF	Margin
1. Washington	35	83.1	70.7	+12.4
2. Arizona	38	76.4	67.9	+8.6
3. Washington State	35	72.9	67.4	+5.5
4. UCLA	34	70.1	66.3	+3.8
5. USC	34	66.2	62.7	+3.6
6. Stanford	31	66.4	65.2	+1.2
7. Oregon	39	70.2	69.3	+0.8
8. California	33	72.5	72.2	+0.3
9. Arizona State	31	64.0	66.9	-2.9
10. Oregon State	31	69.3	72.8	-3.59

FREE THROW PERCENTAGES

	G	FTM	FTA	Pct
1. Arizona	38	671	899	.746
2. Oregon	39	520	704	.739
3. Washington State	35	506	714	.709
4. California	33	582	838	.695
5. Oregon State	31	513	753	.681
6. UCLA	34	549	808	.679
7. Washington	35	480	712	.674
8. Stanford	31	416	632	.658
9. USC	34	422	648	.651
10. Arizona State	31	305	486	.628

FIELD GOAL PERCENTAGES

	G	FG	FGA	Pct
1. Arizona	38	969	2064	.469
2. Washington	35	1061	2260	.469
3. California	33	820	1779	.461
4. Washington State	35	902	1982	.455
5. UCLA	34	830	1824	.455
6. USC	34	813	1832	.444
7. Stanford	31	722	1676	.431
8. Arizona State	31	719	1674	.430
9. Oregon State	31	737	1727	.427
10. Oregon	39	972	2287	.425

FIELD GOAL PCT DEFENSE

	G	FG	FGA	Pct
1. Washington State	35	814	2040	.399
2. USC	34	741	1810	.409
3. UCLA	34	821	1965	.418
4. Washington	35	844	2017	.418
5. Arizona State	31	708	1652	.429
6. Stanford	31	704	1633	.431
7. California	33	836	1919	.436
8. Arizona	38	940	2115	.444
9. Oregon	39	941	2109	.446
10. Oregon State	31	783	1698	.461

3-POINT FIELD GOAL PERCENTAGES

	G	FG	FGA	Pct
1. Arizona	38	296	745	.397
2. Washington	35	305	821	.371
3. Stanford	31	198	556	.356
4. USC	34	204	577	.354
5. Washington State	35	240	682	.352
6. California	33	169	481	.351
7. Arizona State	31	240	684	.351
8. Oregon	39	273	805	.339
9. UCLA	34	173	529	.327
10. Oregon State	31	160	527	.304

3-POINT FIELD GOAL PCT DEFENSE

	G	FG	FGA	Pct
1. Arizona	38	175	598	.293
2. Washington State	35	252	808	.312
3. Washington	35	183	558	.328
4. USC	34	191	570	.335
5. Arizona State	31	205	593	.346
6. UCLA	34	176	507	.347
7. California	33	263	723	.364
8. Stanford	31	196	538	.364
9. Oregon	39	287	785	.366
10. Oregon State	31	262	701	.374

REBOUNDING OFFENSE

	G	Reb	Avg/G
1. Washington	35	1367	39.1
2. UCLA	34	1268	37.3
3. California	33	1153	34.9
4. Arizona	38	1319	34.7
5. Washington State	35	1209	34.5
6. Oregon State	31	1064	34.3
7. Stanford	31	1056	34.1
8. USC	34	1153	33.9
9. Oregon	39	1270	32.6
10. Arizona State	31	991	32.0

REBOUNDING DEFENSE

	G	Reb	Avg/G
1. Arizona	38	1167	30.7
2. Stanford	31	1007	32.5
3. UCLA	34	1113	32.7
4. California	33	1083	32.8
5. USC	34	1122	33.0
6. Oregon State	31	1071	34.5
7. Oregon	39	1348	34.6
8. Washington	35	1219	34.8
9. Arizona State	31	1102	35.5
10. Washington State	35	1281	36.6

REBOUNDING MARGIN

	G	TEAM	OPP	Margin
1. UCLA	34	37.3	32.7	+4.6
2. Washington	35	39.1	34.8	+4.2
3. Arizona	38	34.7	30.7	+4.0
4. California	33	34.9	32.8	+2.1
5. Stanford	31	34.1	32.5	+1.6
6. USC	34	33.9	33.0	+0.9
7. Oregon State	31	34.3	34.5	-0.2
8. Oregon	39	32.6	34.6	-2.0
9. Washington State	35	34.5	36.6	-2.1
10. Arizona State	31	32.0	35.5	-3.6

BLOCKED SHOTS

	G	Blocks	Avg/G
1. UCLA	34	199	5.85
2. Washington	35	179	5.11
3. Washington State	35	136	3.89
4. Arizona State	31	115	3.71
5. Stanford	31	106	3.42
6. USC	34	104	3.06
7. Oregon	39	103	2.64
8. Arizona	38	98	2.58
9. California	33	84	2.55
10. Oregon State	31	68	2.19

ASSISTS

	G	Assists	Avg/G
1. Washington	35	593	16.94
2. California	33	493	14.94
3. Arizona State	31	463	14.94
4. UCLA	34	493	14.50
5. Arizona	38	536	14.11
6. Oregon	39	545	13.97
7. Washington State	35	466	13.31
8. Oregon State	31	374	12.06
9. USC	34	402	11.82
10. Stanford	31	360	11.61

STEALS

	G	Steals	Avg/G
1. Oregon State	31	293	9.45
2. Oregon	39	321	8.23
3. Washington State	35	239	6.83
4. Washington	35	234	6.69
5. Arizona State	31	196	6.32
6. USC	34	199	5.85
7. California	33	188	5.70
8. UCLA	34	186	5.47
9. Arizona	38	197	5.18
10. Stanford	31	149	4.81

TURNOVER MARGIN

	G	TEAM	OPP	Margin
1. Oregon	39	12.2	15.4	+3.18
2. Washington	35	12.2	14.8	+2.60
3. Washington State	35	12.7	14.5	+1.77
4. Oregon State	31	15.2	16.3	+1.03
5. Stanford	31	13.4	14.1	+0.68
6. Arizona State	31	12.2	12.8	+0.61
7. USC	34	11.5	11.9	+0.41
8. Arizona	38	12.7	12.5	-0.21
9. California	33	13.6	12.7	-0.94
10. UCLA	34	14.8	12.1	-2.68

ASSIST/TURNOVER RATIO

	G	Ast	Turn/Avg	Ratio
1. Washington	35	16.9	12.2	1.39
2. Arizona State	31	14.9	12.2	1.22
3. Oregon	39	14.0	12.2	1.14
4. Arizona	38	14.1	12.7	1.11
5. California	33	14.9	13.6	1.10
6. Washington State	35	13.3	12.7	1.05
7. USC	34	11.8	11.5	1.03
8. UCLA	34	14.5	14.8	0.98
9. Stanford	31	11.6	13.4	0.87
10. Oregon State	31	12.1	15.2	0.79

3-POINT FIELD GOALS MADE

	G	3FG	Avg/G
1. Washington	35	305	8.71
2. Arizona	38	296	7.79
3. Arizona State	31	240	7.74
4. Oregon	39	273	7.00
5. Washington State	35	240	6.86
6. Stanford	31	198	6.39
7. USC	34	204	6.00
8. Oregon State	31	160	5.16
9. California	33	169	5.12
10. UCLA	34	173	5.09

2010-11 INDIVIDUAL STATS (PAC-10 GAMES)



SCORING

	CI	G	FG	3FG	FT	Pts	Avg/G
1. Thompson, Klay-WSU	JR	17	117	51	68	353	20.8
2. Vucevic, Nikola-USC	JR	18	133	20	64	350	19.4
3. Williams, Derrick-ARIZ	SO	18	103	16	111	333	18.5
4. Bryan-Amaning, Matt-WASHSR	18	123	0	58	304	16.9	
5. Thomas, Isaiah-WASH	JR	18	92	34	85	303	16.8
6. Crabbe, Allen-CAL	FR	16	85	37	55	262	16.4
7. Green, Jeremy-STAN	JR	18	94	45	59	292	16.2
8. Gutierrez, Jorge-CAL	JR	18	87	20	96	290	16.1
9. Kamp, Harper-CAL	JR	18	103	1	73	280	15.6
10. Nelson, Reeves-UCLA	SO	18	100	0	57	257	14.3
11. Lee, Malcolm-UCLA	JR	18	79	24	67	249	13.8
12. Cunningham, Jared-OSU	SO	17	58	14	103	233	13.7
13. Catron, Joevan-ORE	SR	16	72	15	59	218	13.6
14. Casto, DeAngelo-WSU	JR	18	99	0	46	244	13.6
15. Sanders-Frison, Mark-CAL	SR	18	92	2	38	224	12.4
16. Lockett, Trent-ASU	SO	16	74	7	43	198	12.4
17. Abbott, Ty-ASU	SR	17	69	42	26	206	12.1
18. Owens, Josh-STAN	JR	18	87	0	38	212	11.8
19. Jones, Lamont-ARIZ	SO	18	71	12	49	203	11.3
20. Strowbridge, Jay-R-ORE	SR	18	72	35	21	200	11.1

REBOUNDING

	CI	G	OFF	DEF	TOT	Avg/G
1. Vucevic, Nikola-USC	JR	18	55	139	194	10.8
2. Nelson, Reeves-UCLA	SO	18	43	124	167	9.3
Stepheson, Alex-USC	SR	18	58	109	167	9.3
4. Bryan-Amaning, Matt-WASHSR	18	57	108	165	9.2	
5. Williams, Derrick-ARIZ	SO	18	48	114	162	9.0
6. Casto, DeAngelo-WSU	JR	18	39	93	132	7.3
7. Honeycutt, Tyler-UCLA	SO	18	24	106	130	7.2
8. Sanders-Frison, Mark-CAL	SR	18	42	83	125	6.9
9. Owens, Josh-STAN	JR	18	50	71	121	6.7
10. Catron, Joevan-ORE	SR	16	24	74	98	6.1
11. Smith, Joshua-UCLA	FR	17	51	52	103	6.1
12. Johnson, Omari-OSU	SR	18	29	78	107	5.9
13. Powell, Dwight-STAN	FR	18	26	79	105	5.8
14. Crabbe, Allen-CAL	FR	16	12	81	93	5.8
15. Thompson, Klay-WSU	JR	17	19	79	98	5.8
16. Kamp, Harper-CAL	JR	18	43	59	102	5.7
17. Collier, Devon-OSU	FR	17	41	50	91	5.4
Burton, Joe-OSU	SO	17	24	67	91	5.4
19. Singler, E.J.-ORE	SO	18	27	68	95	5.3
20. N'Diaye, Aziz-WASH	SO	18	37	54	91	5.1

FIELD GOAL PCT (Min. 3.0 made per game)

	CI	G	FG	FGA	Pct
1. Casto, DeAngelo-WSU	JR	18	99	158	.627
2. Nelson, Reeves-UCLA	SO	18	100	166	.602
3. Williams, Derrick-ARIZ	SO	18	103	172	.599
4. Sanders-Frison, Mark-CAL	SR	18	92	154	.597
5. Owens, Josh-STAN	JR	18	87	150	.580
6. Smith, Joshua-UCLA	FR	17	68	121	.562
7. Bryan-Amaning, Matt-WASHSR	18	123	223	.552	
8. Vucevic, Nikola-USC	JR	18	133	246	.541
9. Parrom, Kevin-ARIZ	SO	18	54	100	.540
10. Stepheson, Alex-USC	SR	18	70	130	.538

ASSISTS

	CI	G	Asst	Avg/G
1. Thomas, Isaiah-WASH	JR	18	121	6.72
2. Gutierrez, Jorge-CAL	JR	18	91	5.06
3. Mann, Jarrett-STAN	JR	18	83	4.61
Smith, Brandon-CAL	SO	18	83	4.61
5. Armstead, Malcolm-ORE	JR	17	77	4.53
6. Jones, Lazerick-UCLA	JR	18	75	4.17
7. Fontan, Jio-USC	JR	18	73	4.06
8. Thompson, Klay-WSU	JR	17	63	3.71
9. McMillan, Jamelle-ASU	SR	16	54	3.38
10. Moore, Reggie-WSU	SO	16	53	3.31

FREE THROW PCT (Min. 2.0 made per game)

	CI	G	FTM	FTA	Pct
1. Singler, E.J.-ORE	SO	18	42	49	.857
Nelson, Roberto-OSU	FR	18	36	42	.857
3. Thompson, Klay-WSU	JR	17	68	80	.850
4. Lee, Malcolm-UCLA	JR	18	67	79	.848
5. Jones, Lamont-ARIZ	SO	18	49	59	.831
6. Jones, Lazerick-UCLA	JR	18	43	52	.827
7. Crabbe, Allen-CAL	FR	16	55	67	.821
8. Haynes, Calvin-OSU	SR	17	40	49	.816
9. Gutierrez, Jorge-CAL	JR	18	96	118	.814
10. Green, Jeremy-STAN	JR	18	59	73	.808

STEALS

	CI	G	Stl	Avg/G
1. Cunningham, Jared-OSU	SO	17	43	2.53
2. Armstead, Malcolm-ORE	JR	17	39	2.29
3. Jones, Maurice-USC	FR	18	41	2.28
4. Gutierrez, Jorge-CAL	JR	18	34	1.89
5. McMillan, Jamelle-ASU	SR	16	24	1.50
6. Thompson, Klay-WSU	JR	17	25	1.47
7. Aden, Faisal-WSU	JR	16	21	1.31
8. Mann, Jarrett-STAN	JR	18	22	1.22
Thomas, Isaiah-WASH	JR	18	22	1.22
10. Catron, Joevan-ORE	SR	16	18	1.13

3-POINT FG PCT (Min. 1.0 made per game)

	CI	G	3FG	FGA	Pct
1. Crabbe, Allen-CAL	FR	16	37	77	.481
2. Parrom, Kevin-ARIZ	SO	18	22	46	.478
3. Horne, Jamelle-ARIZ	SR	18	19	42	.452
4. Suggs, Scott-WASH	JR	16	27	60	.450
5. Vucevic, Nikola-USC	JR	18	20	47	.426
6. McMillan, Jamelle-ASU	SR	16	26	62	.419
7. Thompson, Klay-WSU	JR	17	51	125	.408
8. Abbott, Ty-ASU	SR	17	42	104	.404
9. Green, Jeremy-STAN	JR	18	45	112	.402
10. Fogg, Kyle-ARIZ	JR	18	26	65	.400

3-POINT FG MADE

	CI	G	3FG	Avg/G
1. Thompson, Klay-WSU	JR	17	51	3.00
2. Green, Jeremy-STAN	JR	18	45	2.50
3. Abbott, Ty-ASU	SR	17	42	2.47
4. Kuksiks, Rihards-ASU	SR	14	33	2.36
5. Crabbe, Allen-CAL	FR	16	37	2.31
6. Smith, Donte-USC	SR	18	38	2.11
7. Strowbridge, Jay-R-ORE	SR	18	35	1.94
8. Thomas, Isaiah-WASH	JR	18	34	1.89
9. Suggs, Scott-WASH	JR	16	27	1.69
10. Holiday, Justin-WASH	SR	18	30	1.67

BLOCKED SHOTS

	CI	G	Blk	Avg/G
1. Honeycutt, Tyler-UCLA	SO	18	39	2.17
2. Bryan-Amaning, Matt-WASHSR	18	35	1.94	
3. Casto, DeAngelo-WSU	JR	18	24	1.33
4. Thompson, Klay-WSU	JR	17	21	1.24
5. Smith, Joshua-UCLA	FR	17	20	1.18
6. Holiday, Justin-WASH	SR	18	20	1.11
7. Bachynski, Jordan-ASU	FR	17	18	1.06
8. Powell, Dwight-STAN	FR	18	19	1.06
Stepheson, Alex-USC	SR	18	19	1.06
10. N'Diaye, Aziz-WASH	SO	18	18	1.00
Vucevic, Nikola-USC	JR	18	18	1.00

ASSIST/TURNOVER RATIO (Min. 3.0 assists/game)

	CI	G	Asst	Avg	Turn	Avg	Ratio
1. McMillan, Jamelle-ASU	SR	16	54	3.4	23	1.4	2.35
2. Jones, Lazerick-UCLA	JR	18	75	4.2	33	1.8	2.27
3. Armstead, Malcolm-ORE	JR	17	77	4.5	35	2.1	2.20
4. Smith, Brandon-CAL	SO	18	83	4.6	38	2.1	2.18
5. Thomas, Isaiah-WASH	JR	18	121	6.7	60	3.3	2.02
6. Gutierrez, Jorge-CAL	JR	18	91	5.1	47	2.6	1.94
7. Mann, Jarrett-STAN	JR	18	83	4.6	45	2.5	1.84
8. Moore, Reggie-WSU	SO	16	53	3.3	30	1.9	1.77
9. Fontan, Jio-USC	JR	18	73	4.1	43	2.4	1.70
10. Thompson, Klay-WSU	JR	17	63	3.7	66	3.9	0.95

MINUTES PLAYED

	CI	G	Min.	Avg/G
1. Crabbe, Allen-CAL	FR	16	586	36.62
2. Gutierrez, Jorge-CAL	JR	18	648	36.00
3. Honeycutt, Tyler-UCLA	SO	18	644	35.78
4. Thompson, Klay-WSU	JR	17	606	35.65
5. Lee, Malcolm-UCLA	JR	18	639	35.50
6. Vucevic, Nikola-USC	JR	18	633	35.17
7. Smith, Brandon-CAL	SO	18	631	35.06
8. Kamp, Harper-CAL	JR	18	624	34.67
9. Green, Jeremy-STAN	JR	18	604	33.56
10. Moore, Reggie-WSU	SO	16	536	33.50

SCORING OFFENSE

	G	W-L	Pts	Avg/G
1. Washington	18	11-7	1430	79.4
2. California	18	10-8	1397	77.6
3. Arizona	18	14-4	1355	75.3
4. Washington State	18	9-9	1257	69.8
5. UCLA	18	13-5	1226	68.1
6. Oregon	18	7-11	1202	66.8
7. Oregon State	18	5-13	1198	66.6
8. Stanford	18	7-11	1182	65.7
9. USC	18	10-8	1176	65.3
10. Arizona State	18	4-14	1132	62.97

SCORING DEFENSE

	G	Pts	Avg/G
1. USC	18	1139	63.3
2. UCLA	18	1154	64.1
3. Stanford	18	1221	67.8
4. Washington State	18	1249	69.4
5. Arizona State	18	1253	69.6
6. Oregon	18	1261	70.1
7. Arizona	18	1284	71.3
8. Washington	18	1286	71.4
9. Oregon State	18	1328	73.8
10. California	18	1380	76.7

SCORING MARGIN

	G	OFF	DEF	Margin
1. Washington	18	79.4	71.4	+8.0
2. UCLA	18	68.1	64.1	+4.0
3. Arizona	18	75.3	71.3	+3.9
4. USC	18	65.3	63.3	+2.1
5. California	18	77.6	76.7	+0.9
6. Washington State	18	69.8	69.4	+0.4
7. Stanford	18	65.7	67.8	-2.2
8. Oregon	18	66.8	70.1	-3.3
9. Arizona State	18	62.9	69.6	-6.7
10. Oregon State	18	66.6	73.8	-7.2

FREE THROW PERCENTAGES

	G	FTM	FTA	Pct
1. Oregon	18	208	282	.738
2. Washington State	18	272	370	.735
3. Arizona	18	321	438	.733
4. UCLA	18	285	400	.713
5. California	18	342	486	.704
6. Oregon State	18	288	425	.678
7. Stanford	18	230	341	.674
8. Washington	18	256	380	.674
9. USC	18	227	353	.643
10. Arizona State	18	175	286	.612

FIELD GOAL PERCENTAGES

	G	FG	FGA	Pct
1. California	18	482	995	.484
2. Arizona	18	450	968	.465
3. Washington	18	512	1116	.459
4. UCLA	18	425	936	.454
5. Washington State	18	436	999	.436
6. USC	18	420	964	.436
7. Stanford	18	419	979	.428
8. Arizona State	18	409	961	.426
9. Oregon	18	427	1038	.411
10. Oregon State	18	413	1004	.411

FIELD GOAL PCT DEFENSE

	G	FG	FGA	Pct
1. UCLA	18	420	1031	.407
2. Washington State	18	429	1050	.409
3. USC	18	392	944	.415
4. Washington	18	436	1030	.423
5. Arizona State	18	422	951	.444
6. Arizona	18	468	1027	.456
7. Oregon	18	440	958	.459
8. Stanford	18	436	947	.460
9. California	18	486	1053	.462
10. Oregon State	18	464	969	.479

3-POINT FIELD GOAL PERCENTAGES

	G	FG	FGA	Pct
1. Arizona	18	134	328	.409
2. California	18	91	234	.389
3. Arizona State	18	139	378	.368
4. Oregon	18	140	400	.350
5. Washington	18	150	431	.348
6. Stanford	18	114	332	.343
7. USC	18	109	318	.343
8. Washington State	18	113	345	.328
9. UCLA	18	91	284	.320
10. Oregon State	18	84	291	.289

3-POINT FIELD GOAL PCT DEFENSE

	G	FG	FGA	Pct
1. Arizona	18	79	298	.265
2. USC	18	91	281	.324
3. UCLA	18	86	258	.333
4. Washington	18	95	275	.345
5. Washington State	18	137	389	.352
6. Arizona State	18	120	335	.358
7. Oregon	18	136	377	.361
8. Oregon State	18	146	404	.361
9. Stanford	18	116	308	.377
10. California	18	159	416	.382

REBOUNDING OFFENSE

	G	Reb	Avg/G
1. Washington	18	682	37.9
2. UCLA	18	653	36.3
3. Oregon State	18	625	34.7
4. Arizona	18	619	34.4
5. California	18	616	34.2
6. Washington State	18	613	34.1
7. USC	18	592	32.9
8. Stanford	18	584	32.4
9. Oregon	18	552	30.7
10. Arizona State	18	538	29.9

REBOUNDING DEFENSE

	G	Reb	Avg/G
1. Arizona	18	562	31.2
2. California	18	574	31.9
3. UCLA	18	581	32.3
4. Stanford	18	594	33.0
5. Oregon State	18	595	33.1
6. USC	18	601	33.4
7. Washington	18	621	34.5
8. Oregon	18	632	35.1
9. Washington State	18	655	36.4
10. Arizona State	18	659	36.69

REBOUNDING MARGIN

	G	TEAM	OPP	Margin
1. UCLA	18	36.3	32.3	+4.0
2. Washington	18	37.9	34.5	+3.4
3. Arizona	18	34.4	31.2	+3.2
4. California	18	34.2	31.9	+2.3
5. Oregon State	18	34.7	33.1	+1.7
6. USC	18	32.9	33.4	-0.5
7. Stanford	18	32.4	33.0	-0.6
8. Washington State	18	34.1	36.4	-2.3
9. Oregon	18	30.7	35.1	-4.4
10. Arizona State	18	29.9	36.6	-6.7

BLOCKED SHOTS

	G	Blocks	Avg/G
1. Washington	18	101	5.61
2. UCLA	18	100	5.56
3. Arizona State	18	70	3.89
4. Washington State	18	64	3.56
5. Stanford	18	50	2.78
6. USC	18	47	2.61
7. Arizona	18	43	2.39
8. Oregon State	18	41	2.28
9. California	18	39	2.17
10. Oregon	18	33	1.83

ASSISTS

	G	Assists	Avg/G
1. Washington	18	290	16.11
2. California	18	286	15.89
3. UCLA	18	259	14.39
4. Arizona State	18	253	14.06
5. Oregon	18	250	13.89
6. Washington State	18	233	12.94
7. Arizona	18	233	12.94
8. USC	18	211	11.72
9. Stanford	18	211	11.72
10. Oregon State	18	209	11.61

STEALS

	G	Steals	Avg/G
1. Oregon State	18	147	8.17
2. Oregon	18	134	7.44
3. Washington State	18	112	6.22
4. Arizona State	18	107	5.94
5. California	18	100	5.56
6. USC	18	99	5.50
7. Washington	18	98	5.44
8. UCLA	18	92	5.11
9. Stanford	18	86	4.78
10. Arizona	18	77	4.28

TURNOVER MARGIN

	G	TEAM	OPP	Margin
1. Oregon	18	12.1	14.9	+2.89
2. USC	18	10.2	11.2	+1.00
3. Washington	18	12.8	13.5	+0.67
4. Stanford	18	13.0	13.6	+0.61
5. Arizona State	18	11.8	12.4	+0.56
6. Washington State	18	13.5	13.7	+0.22
7. California	18	12.4	12.3	-0.11
8. Oregon State	18	15.6	14.9	-0.67
9. Arizona	18	13.2	11.5	-1.67
10. UCLA	18	14.9	11.4	-3.50

ASSIST/TURNOVER RATIO

	G	Asst/Turn	Avg	Ratio
1. California	18	15.9	12.4	1.28
2. Washington	18	16.1	12.8	1.26
3. Arizona State	18	14.1	11.8	1.19
4. Oregon	18	13.9	12.1	1.15
5. USC	18	11.7	10.2	1.15
6. Arizona	18	12.9	13.2	0.98
7. UCLA	18	14.4	14.9	0.97
8. Washington State	18	12.9	13.5	0.96
9. Stanford	18	11.7	13.0	0.90
10. Oregon State	18	11.6	15.6	0.75

3-POINT FIELD GOALS MADE

	G	3FG	Avg/G
1. Washington	18	150	8.33
2. Oregon	18	140	7.78
3. Arizona State	18	139	7.72
4. Arizona	18	134	7.44
5. Stanford	18	114	6.33
6. Washington State	18	113	6.28
7. USC	18	109	6.06
8. UCLA	18	91	5.06
9. California	18	91	5.06
10. Oregon State	18	84	4.67

INDIVIDUAL PLAYER GAME HIGHS**POINTS**

- 43 Thompson, Klay (Washington State) vs Washington (03/10/11)
- 36 Thompson, Klay (Washington State) at California (1/13/11)

FIELD GOALS MADE

- 15 Thompson, Klay (Washington State) vs Washington (03/10/11)
- 13 Thompson, Klay (Washington State) vs Portland (11/23/10)

FIELD GOALS ATTEMPTS

- 29 Thompson, Klay (Washington State) vs Washington (03/10/11)
- 28 Thompson, Klay (Washington State) at Arizona State (02-19-11)

FIELD GOAL PERCENTAGE

- .909 (10-11) Casto, DeAngelo (Washington State) vs Stanford (02/10/11)
- .909 (10-11) Casto, DeAngelo (Washington State) vs USC (03/03/11)

3-PT FG MADE

- 8 Smith, Donte (USC) vs California (01/22/11)
- 8 Thompson, Klay (Washington State) vs Washington (03/10/11)

3-PT FG ATTEMPTS

- 15 Kuksiks, Rihards (Arizona State) vs Oregon (03-03-11)
- 15 Green, Jeremy (Stanford) vs Oregon State (03/09/11)

3-PT PERCENTAGE

- 1.000 (5-5) Green, Jeremy (Stanford) vs Arizona State (2/5/11)
- 1.000 (5-5) Green, Jeremy (Stanford) at Washington State (02/10/11)
- 1.000 (5-5) Bright, Aaron (Stanford) at Oregon State (2/24/11)

FREE THROWS MADE

- 16 Williams, Derrick (Arizona) vs California (1/6/11)
- 15 Cunningham, Jared (Oregon State) vs George Washington (12/18/10)
- 15 Williams, Derrick (Arizona) vs Arizona State (1/15/11)
- 15 Cunningham, Jared (Oregon State) vs Stanford (03/09/11)

FREE THROW ATTEMPTS

- 22 Williams, Derrick (Arizona) vs California (1/6/11)
- 20 Cunningham, Jared (Oregon State) vs Stanford (03/09/11)

FREE THROW PERCENTAGE (Min. 10 attempts)

- 1.000 (15-15) Cunningham, Jared (Oregon State) vs George Washington (12/18/10)
- 1.000 (14-14) Vucevic, Nikola (USC) vs Washington (12/29/10)
- 1.000 (12-12) Thompson, Klay (Washington State) at UCLA (12/29/10)
- 1.000 (12-12) Williams, Derrick (Arizona) vs Washington State (2/17/11)
- 1.000 (10-10) Williams, Derrick (Arizona) vs Robert Morris (12/22/10)
- 1.000 (10-10) Lee, Malcolm (UCLA) at California (2/20/11)

REBOUNDS

- 19 Williams, Derrick (Arizona) at Washington State (01/22/11)
- 18 Williams, Derrick (Arizona) at California (2/5/11)

ASSISTS

- 13 Thomas, Isaiah (Washington) at California (1/16/11)
- 13 Armstead, Malcolm (Oregon) vs Oregon State (02-19-11)

STEALS

- 7 Cunningham, Jared (Oregon State) vs Charlotte (11/24/10)
- 7 Thompson, Klay (Washington State) vs Gonzaga (12/08/10)

BLOCKED SHOTS

- 8 Honeycutt, Tyler (UCLA) vs Oregon State (02/12/11)
- 7 Bryan-Amaning, Matt (Washington) at Arizona (2/19/11)

TURNOVERS

- 8 Nelson, Roberto (Oregon State) at Arizona State (03-05-11)
- 7 12 times. Last; Gutierrez, Jorge (California) vs USC (03/10/11)

TEAM HIGHS**POINTS**

- 118 Washington vs McNeese State (11/13/10)
- 109 Washington vs California (02/10/11)

MARGIN

- 54 (118-64) Washington vs McNeese State (11/13/10)
- 48 (90-42) Arizona vs Idaho State (11/14/10)
- 48 (84-36) Washington State vs Sacramento State (11/30/10)

FIELD GOALS MADE

- 43 Washington vs McNeese State (11/13/10)
- 43 Washington vs California (02/10/11)

FIELD GOALS ATTEMPTS

- 92 Washington vs McNeese State (11/13/10)
- 83 Washington vs Nevada (12/22/10)

FIELD GOAL PERCENTAGE

- .630 (29-46) California at Oregon State (2/26/11)
- .615 (32-52) Oregon State vs Stanford (2/24/11)

3-PT FG MADE

- 17 Washington vs Virginia (11-22-10)
- 17 Washington vs California (02/10/11)
- 17 Arizona State vs Oregon State (03-05-11)

3-PT FG ATTEMPTS

- 40 Arizona State vs Oregon State (03-05-11)
- 36 Arizona State vs Oregon (03-03-11)

3-PT PERCENTAGE

- .688 (11-16) Arizona vs Oklahoma (12/5/10)
- .654 (17-26) Washington vs Virginia (11-22-10)

FREE THROWS MADE

- 34 Arizona vs Northern Colorado (11/21/10)
- 33 Oregon State vs George Washington (12/18/10)

FREE THROW ATTEMPTS

- 50 California vs Cal State Northridge (11/16/10)
- 47 UCLA vs Michigan State (03-17-11)

FREE THROW PERCENTAGE (Min. 7 attempts)

- 1.000 (16-16) Washington at Texas A&M (12/11/10)
- 1.000 (7-7) Washington vs North Carolina (3/20/11)

REBOUNDS

- 69 Washington vs McNeese State (11/13/10)
- 56 Washington vs Nevada (12/22/10)

ASSISTS

- 30 Washington vs California (02/10/11)
- 28 Washington vs Eastern Washington (11/16/10)

STEALS

- 17 UCLA vs Cal State Northridge (11/12/10)
- 17 Oregon State at Seattle University (11/17/10)
- 17 Oregon vs Willamette (12-11-10)

BLOCKED SHOTS

- 16 UCLA vs Oregon State (02/12/11)
- 12 UCLA vs Cal State Northridge (11/12/10)

TURNOVERS

- 26 UCLA vs Oregon State (02/12/11)
- 24 Washington at Washington State (01/30/11)

FOULS

- 31 Arizona at California (2/5/11)
- 30 Oregon at California (1/29/11)



▶ STAPLES Center and L.A. Live - site of the Pacific Life Pac-12 Tournament

PAC-12 CONFERENCE // PACIFIC LIFE PAC-12 TOURNAMENT

PAC12
CONFERENCE



The 2011-12 Pac-12 basketball season will culminate with the first-ever 12-team Pacific Life Pac-12 Tournament. Staples Center will once again host the Pacific Life Pac-12 Men's Basketball Tournament in 2012, with games played Wednesday, March 7 through Saturday, March 10. This is the 11th consecutive year that Staples Center has served as the host site of the Pac-12 Men's Basketball Tournament, and the second year for the women to join the men in Staples Center and play their semifinal games on the afternoon of Friday, March 9, and their championship game on the morning of Saturday, March 10. Opening rounds and quarterfinal play of the Pac-12 Women's Basketball Tournament will be conducted at USC's Galen Center in Los Angeles, Wednesday, March 7 and Thursday, March 8.

FSN, the Pac-12's television partner, will broadcast all four men's games on Wednesday, the men's quarterfinals on Thursday, and both the men's and women's semifinals on Friday. Saturday's women's championship game will be aired by FSN, while the men's championship game will be broadcast by CBS-TV.

The Conference previously held a 10-team postseason tournament from 1987-90. On October 23, 2000, the Conference CEO Group/Council voted to reinstate a men's basketball tournament following the 2002 season.

The original Pac-10 Tournament was inaugurated following the 1986-87 season at UCLA's Pauley Pavilion where the host UCLA Bruins captured the first Pac-10 postseason title. Subsequent Tournaments were held at Arizona's McKale Center (1988), the Great Western Forum in Los Angeles (1989), and Arizona State's University Activity Center (1990). Arizona's Sean Elliott was tabbed the Most Outstanding Player in 1988 and again in 1989 as he led the Wildcats to a pair of Conference crowns. Arizona captured its third Pac-10 crown following the 1990 season, which happened to mark the end of the first run of the Pac-10 Tournament. The Wildcats made it four in a row with the return of the Pac-10 Tournament in 2002. However, the streak ended there as Oregon captured the tournament crown in 2003.

In 2004, Stanford nearly ran the table in the regular season, finishing league play with a 17-1 record. It's only loss came at Washington in the last game of the season. However, the Cardinal retaliated with a 77-66 victory over Washington in the championship game to capture the school's first-ever postseason conference crown. In 2005, it was Washington's turn. For the fourth consecutive year, a different school cut down the nets on Saturday as the Huskies claimed their first Tournament crown with a 81-72 victory over Arizona.

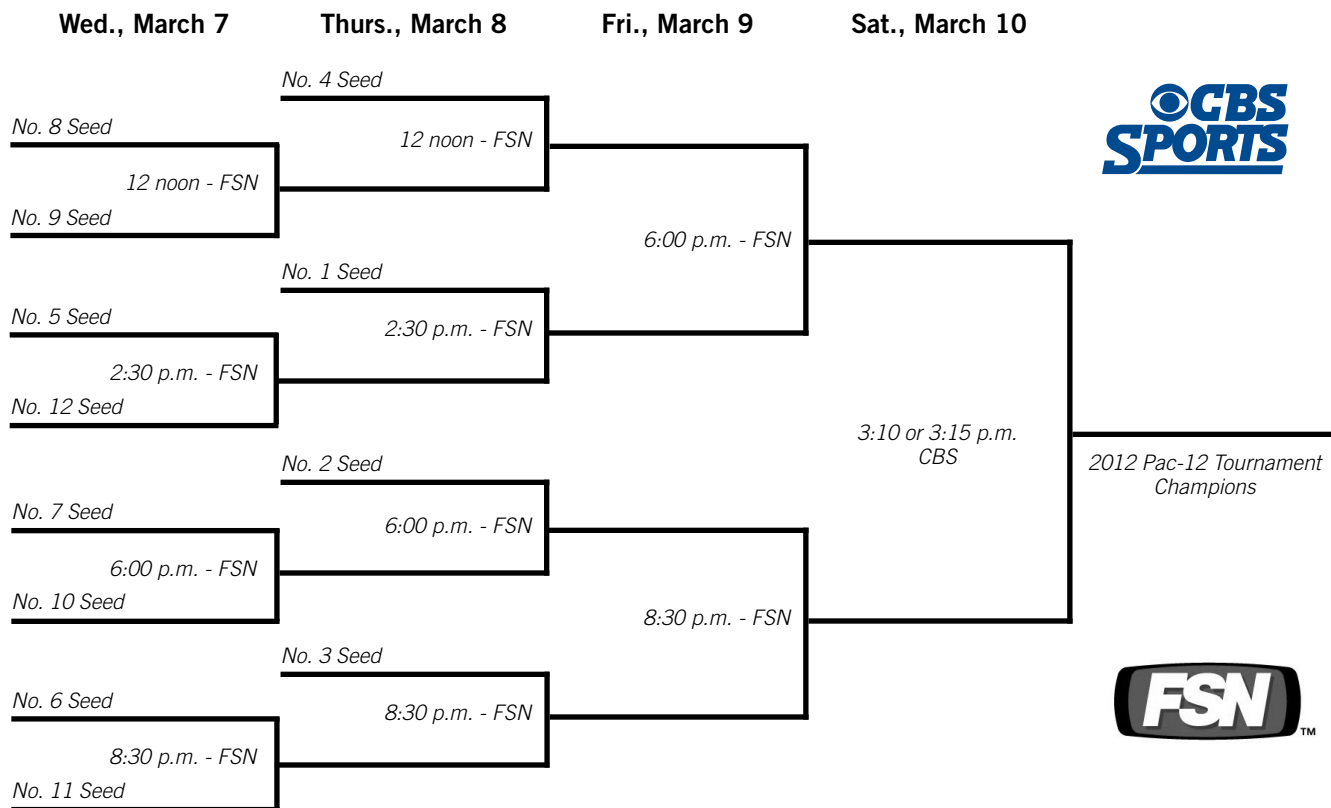
The UCLA Bruins were the fifth different team over five seasons to capture the Tournament title with their 71-52 victory over California in the 2006 championship game. What was different about the 2006 Pacific Life Tournament? It was the first time since the Pac-10 resurrected the league tournament that all 10 teams participated. In the previous four tournaments, only the top eight teams qualified for the Pac-10 Tournament.

Oregon returned to the award stand in 2007 with its' 81-57 victory over USC in the championship game. A record 84,477 fans attended the four-day Tournament. UCLA returned to the victory stand in 2008 with its 67-64 win over Stanford, catapulting the Bruins to their third consecutive NCAA Final Four appearance.

In 2009, USC became the lowest seeded team to win the Pac-10 Tournament. The Trojans entered tournament play as the No. 6 seed, then proceeded to knock off No. 3 California and No. 2 UCLA to reach the championship game. It was the fourth time USC played in the championship game, but this time it came out victorious with a 66-63 win over No. 4 Arizona State to win the Pac-10 Tournament crown.

Washington raised the championship hardware for the second time, with a 79-75 win over California in the 2010 Tournament, then successfully defended its crown with a thrilling 77-75 overtime victory over Arizona in 2011 as Husky guard Isaiah Thomas nailed the game-winner at the buzzer. Thomas earned his second Tournament Most Outstanding Player honors, joining former Arizona All-American Sean Elliott as the only two-time recipients of the award.

2012 PACIFIC LIFE PAC-12 TOURNAMENT BRACKET



PAC-12 TOURNAMENT STRUCTURE-SEEDING AND TIE-BREAKING PROCEDURES

Seeding: The seedings and pairings shall be determined upon completion of regular season play on Saturday, March 3. The won-lost percentage record of the teams in regular season Conference play will determine tournament seedings. The team with the best won-lost percentage in Conference play will be seeded #1, the next best won-lost percentage in Conference play will be seeded #2, and so forth through all the seeds.

Tie-Breakers: Tie breaking procedures for determining all tournament seeding will be:

1. Two-team tie

- a. Results of head-to-head competition during the regular season.
- b. Each team's record vs. the team occupying the highest position in the final regular standings, and then continuing down through the standings until one team gains an advantage.

When arriving at another group of tied teams while comparing records, use each team's record against the collective tied teams as a group (prior to that group's own tie-breaking procedure), rather than the performance against individual tied teams.

- c. Won-lost percentage against all Division I opponents.
- d. Coin toss conducted by the Commissioner or designee.

2. Multiple-team tie

- a. Results of collective head-to-head competition during the regular season among the tied teams.
- b. If more than two teams are still tied, each of the tied team's record vs. the team occupying the highest position in the final regular season standings, and then continuing down through the standings until one team gains an advantage.

When arriving at another group of tied teams while comparing records, use each team's record against the collective tied teams as a group (prior to that group's own tie-breaking procedure), rather than the performance against individual tied teams.

If at any point the multiple-team tie is reduced to two teams, the two-team tie-breaking procedure will be applied.

- c. Won-lost percentage against all Division I opponents.
- d. Coin toss conducted by the Commissioner or designee.

PAC-12 TOURNAMENT SUMMARY

1987 PAC-10 TOURNAMENT Pauley Pavilion Los Angeles, CA

Session 1 - Thur., March 5
Game 1: (8) ASU 76, (9) WSU 60
Game 2: (7) ORE 51, (10) USC 49
Attendance: 4,851

Session 2 - Fri., March 6
Game 3: (4) CAL 64, (5) OSU 57
Game 4: (1) UCLA 99, ASU 83
Attendance: 8,918

Session 3 - Fri., March 6
Game 5: (3) WASH 86, (6) STAN 71
Game 6: ORE 72, (2) ARIZ 63
Attendance: 5,424

Session 4 - Sat., March 7
Game 7: UCLA 75, CAL 68
Game 8: WASH 70, ORE 56
Attendance: 9,352

Session 5 - Sun., March 8
Game 9: UCLA 76, WASH 64
Attendance: 9,117

1988 PAC-10 TOURNAMENT McKale Center Tucson, AZ

Session 1 - Thur., March 10
Game 1: (9) CAL 75, (8) USC 59
Game 2: (10) WASH 96, (7) ASU 82
Attendance: 12,635

Session 2 - Fri., March 11
Game 3: (4) STAN 88, (5) ORE 67
Game 4: (1) ARIZ 88, CAL 64
Attendance: 13,436

Session 3 - Fri., March 11
Game 5: (2) OSU 80, WASH 61
Game 6: (6) WSU 73, (3) UCLA 71
Attendance: 13,061

Session 4 - Sat., March 12
Game 7: ARIZ 97, STAN 83
Game 8: OSU 74, WSU 68, 2OT
Attendance: 13,549

Session 5 - Sun., March 13
Game 9: ARIZ 93, OSU 67
Attendance: 13,796

1989 PAC-10 TOURNAMENT Great Western Forum Los Angeles, CA

Session 1 - Thur., March 9
Game 1: (8) WSU 78, (9) ORE 56
Game 2: (10) USC 94, (7) ASU 82
Attendance: 4,830

Session 2 - Fri., March 10
Game 3: (4) OSU 79, (5) CAL 66
Game 4: (1) ARIZ 62, WSU 54
Attendance: 7,195

Session 3 - Fri., March 10
Game 5: (2) STAN 66, USC 61
Game 6: (3) UCLA 64, (6) WASH 54
Attendance: 9,001

Session 4 - Sat., March 11
Game 7: ARIZ 98, OSU 87
Game 8: STAN 95, UCLA 86
Attendance: 10,565

Session 5 - Sun., March 12
Game 9: ARIZ 73, STAN 51
Attendance: 10,403

1990 PAC-10 TOURNAMENT University Activity Center Tempe, AZ

Session 1 - Thur., March 8
Game 1: (8) ASU 57, (9) WASH 51
Game 2: (7) USC 85, (10) WSU 68
Attendance: 4,567

Session 2 - Fri., March 9
Game 3: (4) UCLA 94, (5) ORE 76
Game 4: ASU 83, (1) OSU 75
Attendance: 4,380

Session 3 - Fri., March 9
Game 5: (2) ARIZ 80, USC 57
Game 6: (6) STAN 77, (3) CAL 61
Attendance: 8,079

Session 4 - Sat., March 10
Game 7: UCLA 79, ASU 78
Game 8: ARIZ 85, STAN 61
Attendance: 10,989

Session 5 - Sun., March 11
Game 9: ARIZ 94, UCLA 78
Attendance: 8,037

2002 PAC-10 TOURNAMENT STAPLES Center Los Angeles, CA

Session 1 - Thur., March 7

Game 1: (1) ORE 86, (8) WASH 64
Game 2: (4) USC 103, (5) STAN 78
Attendance: 12,096

Session 2

Game 3: (2) ARIZ 73, (7) ASU 56
Game 4: (3) CAL 67, (6) UCLA 61
Attendance: 17,839

Session 3 - Fri., March 8

Game 5: USC 89, ORE 78
Game 6: ARIZ 90, CAL 78
Attendance: 18,887

Session 4 - Sat., March 9

Game 7: ARIZ 81, USC 71
Attendance: 18,997

2003 PAC-10 TOURNAMENT STAPLES Center Los Angeles, CA

Session 1 - Thur., March 13

Game 1: (8) UCLA 96, (1) ARIZ 89 (OT)
Game 2: (5) ORE 83, (4) ASU 82
Attendance: 14,441

Session 2

Game 3: (7) USC 79, (2) STAN 74
Game 4: (3) CAL 69, (6) OSU 46
Attendance: 15,048

Session 3 - Fri., March 14

Game 5: ORE 75, UCLA 74
Game 6: USC 79, CAL 62
Attendance: 16,689

Session 4 - Sat., March 15

Game 7: ORE 74, USC 66
Attendance: 17,485

2004 PAC-10 TOURNAMENT STAPLES Center Los Angeles, CA

Session 1 - Thur., March 11

Game 1: (1) STAN 68, (8) WSU 47
Game 2: (5) ORE 87, (4) CAL 82
Attendance: 13,270

Session 2

Game 3: (2) WASH 91, (7) UCLA 83
Game 4: (3) ARIZ 79, (6) USC 76
Attendance: 14,689

Session 3 - Fri., March 12

Game 5: STAN 70, ORE 63
Game 6: WASH 90, ARIZ 85
Attendance: 15,754

Session 4 - Sat., March 13

Game 7: STAN 77, WASH 66
Attendance: 16,413

2005 PAC-10 TOURNAMENT STAPLES Center Los Angeles, CA

Session 1 - Thur., March 10

Game 1: (1) ARIZ 88, (8) CAL 63
Game 2: (5) OSU 79, (4) UCLA 72
Attendance: 14,014

Session 2

Game 3: (2) WASH 95, (7) ASU 90 (OT)
Game 4: (3) STAN 60, (6) WSU 58
Attendance: 14,393

Session 3 - Fri., March 11

Game 5: ARIZ 90, OSU 59
Game 6: WASH 66, STAN 63
Attendance: 15,068

Session 4 - Sat., March 12

Game 7: WASH 81, ARIZ 72
Attendance: 18,672

2006 PAC-10 TOURNAMENT STAPLES Center Los Angeles, CA

Session 1 - Wed., March 8

Game 1: (8) OSU 66, (9) ASU 63
Game 2: (7) ORE 66, (10) WSU 55
Attendance: 7,936

Session 2 - Thur., March 9

Game 3: (4) ARIZ 73, (5) STAN 68
Game 4: (1) UCLA 79, OSU 47
Attendance: 15,144

Session 3

Game 5: (3) CAL 82, (6) USC 67
Game 6: (7) ORE 84, (2) WASH 73
Attendance: 15,321

Session 4 - Fri., March 10

Game 7: UCLA 71, ARIZ 59
Game 8: CAL 91, ORE 87 (2OT)
Attendance: 17,856

Session 5 - Sat., March 12

Game 9: UCLA 71, CAL 52
Attendance: 18,544

2007 PAC-10 TOURNAMENT STAPLES Center Los Angeles, CA

Session 1 - Wed., March 7

Game 1: (8) CAL 70, (9) OSU 51
Game 2: (7) WASH 59, (10) ASU 51
Attendance: 15,119

Session 2 - Thur., March 8

Game 3: (4) ORE 69, (5) ARIZ 50
Game 4: CAL 76, UCLA 69 (OT)
Attendance: 16,318

Session 3

Game 5: (3) USC 83, (6) STAN 79 (OT)
Game 6: (2) WSU 74, WASH 64
Attendance: 16,585

Session 4 - Fri., March 9

Game 7: ORE 81, CAL 63
Game 8: USC 70, WSU 61
Attendance: 18,196

Session 5 - Sat., March 10

Game 9: ORE 81, USC 57
Attendance: 18,259

2008 PAC-10 TOURNAMENT STAPLES Center Los Angeles, CA

Session 1 - Wed., March 12

Game 1: (8) CAL 84, (9) WASH 81
Game 2: (7) ARIZ 87, (10) OSU 56
Attendance: 11,642

Session 2 - Thur., March 13

Game 3: (4) USC 69, (5) ASU 55
Game 4: (1) UCLA 88, CAL 66
Attendance: 17,194

Session 3

Game 5: (3) WSU 75, (6) ORE 70
Game 6: (2) STAN 75, ARIZ 64
Attendance: 16,442

Session 4 - Fri., March 14

Game 7: UCLA 57, USC 54
Game 8: STAN 75, WSU 68
Attendance: 18,997

Session 5 - Sat., March 15

Game 9: UCLA 67, STAN 64
Attendance: 17,534

2009 PAC-10 TOURNAMENT STAPLES Center Los Angeles, CA

Session 1 - Wed., March 11

Game 1: (9) STAN 62, (8) OSU 54
Game 2: (7) WSU 62, (10) ORE 40
Attendance: 10,964

Session 2 - Thur., March 12

Game 3: (4) ASU 68, (5) ARIZ 56
Game 4: (1) WASH 85, STAN 73
Attendance: 14,732

Session 3

Game 5: (6) USC 79, (3) CAL 75
Game 6: (2) UCLA 64, WSU 53
Attendance: 16,271

Session 4 - Fri., March 13

Game 7: ASU 75, WASH 65
Game 8: USC 65, UCLA 55
Attendance: 18,497

Session 5 - Sat., March 14

Game 9: USC 66, ASU 63
Attendance: 16,988

2010 PAC-10 TOURNAMENT STAPLES Center Los Angeles, CA

Session 1 - Wed., March 10

Game 1: (8) ORE 82, (9) WSU 80 (OT)
Attendance: 6,090

Session 2 - Thur., March 11

Game 2: (5) UCLA 75, (4) ARIZ 69
Game 3: (1) CAL 90, ORE 74
Attendance: 12,125

Session 3

Game 4: (7) STAN 70, (2) ASU 61
Game 5: (3) WASH 59, (6) OSU 52
Attendance: 12,255

Session 4 - Fri., March 12

Game 6: CAL 85, UCLA 72
Game 7: WASH 79, STAN 64
Attendance: 15,971

Session 5 - Sat., March 13

Game 8: WASH 79, CAL 75
Attendance: 15,851

2011 PAC-10 TOURNAMENT STAPLES Center Los Angeles, CA

Session 1 - Wed., March 9

Game 1: (9) OSU 69, (8) STAN 67
Game 2: (7) ORE 76, (10) ASU 69
Attendance: 7,814

Session 2 - Thur., March 10

Game 3: (4) USC 70, (5) CAL 56
Game 4: (1) ARIZ 78, (9) OSU 69
Attendance: 10,782

Session 3

Game 5: (7) ORE 76, (2) UCLA 59
Game 6: (3) WASH 89, (6) WSU 87
Attendance: 12,191

Session 4 - Fri., March 11

Game 7: (1) ARIZ 67, (4) USC 62
Game 8: (3) WASH 69, (7) ORE 51
Attendance: 13,190

Session 5 - Sat., March 12

Game 9: (3) WASH 77, (1) ARIZ 75 (OT)
Attendance: 12,074

INDIVIDUAL RECORDS

POINTS

Half: 25 Klay Thompson, Washington State vs. Washington, Mar. 10, 2011 (2nd)
Game: 42 Klay Thompson, Washington State vs. Washington, Mar. 10, 2011
Tournament: 83 Reggie Miller, UCLA, 1987 (3 games)

FIELD GOALS

Game: 15 Reggie Miller, UCLA vs. Arizona State, Mar. 6, 1987 (15-of-20)
 15 Klay Thompson, Washington State vs. Washington, Mar. 10, 2011 (15-of-29)
Tournament: 27 Reggie Miller, UCLA, 1987 (3 games)

FIELD GOAL ATTEMPTS

Game: 29 Klay Thompson, Washington State vs. Washington, Mar. 10, 2011 (15-of-29)
Tournament: 60 Brook Lopez, Stanford, 2008 (25-of-60, 3 games)

FIELD GOAL PERCENTAGE

Game (min 10 made): 1.000 Bryce Taylor, Oregon vs. USC, Mar. 10, 2007 (11-of-11)
Tournament (min 15 made): .791 Isaac Austin, Arizona State, 1988 (19-of-24, 3 games)

THREE-POINT FIELD GOALS

Game: 8 Klay Thompson, Washington State vs. Washington, Mar. 10, 2011 (8-of-14)
Tournament: 14 Chamberlain Oguchi, Oregon, 2006 (14-of-38, 3 games)

THREE-POINT FIELD GOAL ATTEMPTS

Game: 15 Jeremy Green, Stanford vs. Oregon State, Mar. 9, 2011 (7-of-15)
Tournament: 38, Chamberlain Oguchi, Oregon, 2006 (14-of-38, 3 games)

THREE-POINT FIELD GOAL PERCENTAGE

Game (min 3 made): 1.000 Five times. Last, Elston Turner, Washington vs. Stanford, Mar. 12, 2009 (3-of-3)
Tournament (min 5 made): .833 Marcus Williams, Arizona, 2006 (5-of-6, 2 games)

FREE THROWS

Game: 15 Sean Elliott, Arizona vs. Stanford, Mar. 12, 1988 (15-of-16); Jared Cunningham, Oregon State vs. Stanford, Mar. 9, 2011
Tournament: 30 Leon Powe, California, 2006 (30-of-41, 3 games)

FREE THROW ATTEMPTS

Game: 20 Jared Cunningham, Oregon State vs. Stanford, Mar. 9, 2011 (15-of-20)
Tournament: 41 Leon Powe, California, 2006 (30-of-41, 3 games)

FREE THROW PERCENTAGE

Game (min 10 made): 1.000 Jason Gardner, Arizona vs. Arizona State, Mar. 7, 2003 (12-of-12); Eric Knox, Oregon State vs. Washington State, Mar. 12, 1988 2 OT (10-of-10); Adam Keefe, Stanford vs. California, Mar. 9, 1990 (10-of-10)
Tournament (min 15 made): 1.000, Jerome Randle, CAL, 2010 (16-of-16, 3 games)

REBOUNDS

Game: 20 Leon Powe, California vs. USC, Mar. 9, 2006
Offensive, Game: 11 Trevor Wilson, UCLA vs. Arizona, Mar. 11, 1990 (17 total)
Defensive, Game: 15 Leon Powe, California vs. USC, Mar. 9, 2006 (20 total)
Tournament: 37 Phil Zevenbergen, Washington, 1987 (3 games)

PERSONAL FOULS

Tournament: 13 Keith Balderston, Oregon, 1987 (3 games); Sven Meyer, Oregon, 1987 (3 games)

DISQUALIFICATIONS

Tournament: 2 Bryant Walton, California, 1988 (2 games)

ASSISTS

Game: 12 David Girley, Oregon vs. Washington, Mar. 7, 1987; Matt Othick, Arizona vs. UCLA, Mar. 11, 1990; Isaiah Thomas, Washington vs. Oregon, Mar. 11, 2011
Tournament: 30 Isaiah Thomas, Washington, 2011 (3 games)

STEALS

Game: 7 James Harden, Arizona State vs. USC, Mar. 13, 2008
Tournament: 9 Gary Payton, Oregon State, 1988 (3 games)

BLOCKED SHOTS

Game: 4 nine times. Last, Taj Gibson, USC vs. UCLA, Mar. 14, 2008
Tournament: 9 Sean Rooks, Arizona, 1990 (3 games)

TURNOVERS


Game: 9 Matt Othick, Arizona vs. USC, Mar. 9, 1990; Luke Ridnour, Oregon vs. Washington, Mar. 7, 2002
Tournament: 15 Jordan Farmar, UCLA, 2006 (3 games)

MINUTES

Game: 50 Earl Martin and Gary Payton, Oregon State vs. Washington State, Mar. 12, 1988 (2 OT)
Tournament: 126 Earl Martin, Oregon State, 1988 (3 games)



Gary Payton, Oregon State



Reggie Miller, UCLA – 1987 Pac-10 Tournament Most Outstanding Player

TEAM RECORDS

POINTS

Most, Game: 103 USC vs. STAN (78), Mar. 7, 2002
Most, Half: 59 ARIZ vs. OSU (21), Mar. 12, 2008 (1st)
Most, Both Teams, Game: 185 ARIZ (98) vs. OSU (87), Mar. 11, 1989; UCLA (96) vs. ARIZ (89), Mar. 13, 2003 (OT); WASH (95), ASU (90), Mar. 10, 2005 (OT)
Fewest, Game: 40 ORE vs. WSU, Mar. 11, 2009
Fewest, Half: 16 WSU vs. OSU (20), Mar. 12, 1988 (2 OT) (1st)
Fewest, Both Teams, Game: 100 ORE (51) vs. USC (49), Mar. 5, 1987
Largest Margin, Game: 32 UCLA (79) vs. OSU (47), Mar. 9, 2006
Most, Tournament: 278 ARIZ, 1988 (3 games)
Fewest Allowed, Tournament (min 3 games): 158 UCLA, 2006
Biggest Margin, Tournament: 64 ARIZ, 1988 (278-214, 3 games)

FIELD GOALS

Most, Game: 39 UCLA vs. ASU, Mar. 6, 1987 (39-of-71)
Most, Both Teams, Game: 70 UCLA (39) vs. ASU (31), Mar. 6, 1987; ARIZ (37) vs. OSU (33), Mar. 11, 1989
Most, Tournament: 97 ARIZ, 2005 (97-of-178, 3 games)
Fewest, Game: 13 ORE vs. WSU, Mar. 11, 2009 (13-of-50)
Fewest, Both Teams, Game: 38 ORE (19) vs. USC (19), Mar. 5, 1987; ORE (13) vs. WSU (25), Mar. 11, 2009; WASH (20) vs. OSU (18), Mar. 11, 2010
Fewest Allowed, Tournament (min 3 games): 59 UCLA, 2006 (59-of-156, 3 games)

FIELD GOAL ATTEMPTS

Most, Game: 88 ARIZ vs. UCLA, Mar. 13, 2003 (33-of-88) (OT)
Most, Both Teams, Game: 157 UCLA (69) vs. ARIZ (88), Mar. 13, 2003 (OT)
Most, Tournament: 207 UCLA, 1990 (3 games)
Fewest, Game: 28 STAN vs. ARIZ, Mar. 12, 1989 (19-of-28)
Fewest, Both Teams, Game: 73 STAN (28) vs. ARIZ (45), Mar. 12, 1989
Fewest Allowed, Tournament (min 3 games): 146 UCLA, 2008 (67-of-146, 3 games)

FIELD GOAL PERCENTAGE

Highest, Game: .683 CAL vs. USC, Mar. 10, 1988 (28-of-41)
Highest, Both Teams, Game: .589 ARIZ (24-of-45) vs. STAN (19-of-28), Mar. 12, 1989
Highest, Tournament (3 games): .587 STAN, 1989 (74-of-126, 3 games) (2 games): .563 WSU, 1988 (49-of-87)
Lowest, Game: .260 ORE vs. WSU, Mar. 11, 2009 (13-of-50)
Lowest, Both Teams, Game: .342 OSU (20-of-56) vs. STAN (20-of-61), Mar. 9, 2011
Lowest Allowed, Tournament (3 games): .329 ARIZ, 1990 (68-of-207, 3 games)

THREE-POINT FIELD GOALS

Most, Game: 14 ORE vs. USC, Mar. 10, 2007; UCLA vs. CAL, Mar. 13, 2008
Most, Both Teams, Game: 21 ORE (14) vs. USC (7), Mar. 10, 2007; WSU (11) vs. WASH (10), Mar. 10, 2011
Most, Tournament: 34 ORE, 2007 (34-of-65, 3 games), 2007
Fewest, Game: 0, Six times. Last, WSU vs. ORE, Mar. 11, 2009 (0-of-6)
Fewest, Both Teams, Game: 0 ORE vs. USC, Mar. 5, 1987
Fewest Allowed, Tournament (min 3 games): 6 WASH, 1987 (6-of-18, 3 games)

THREE-POINT FIELD GOAL ATTEMPTS

Most, Game: 36 ARIZ vs. UCLA, Mar. 13, 2003
Most, Both Teams, Game: 51 ARIZ (36) vs. UCLA (15), Mar. 13, 2003; WSU (23) vs. WASH (28), Mar. 10, 2011
Most, Tournament: 79 ORE, 2006 (28-of-79, 3 games)
Fewest, Game: 1 WASH vs. ASU, Mar. 8, 1990 (0-of-1)
Fewest, Both Teams, Game: 8 CAL (4) vs. OSU (4), Mar. 6, 1987
Fewest Allowed, Tournament (min 3 games): 18 WASH, 1987 (6-of-18, 3 games)

THREE-POINT FIELD GOAL PERCENTAGE

Highest, Game: .800 STAN vs. UCLA, Mar. 11, 1989 (4-of-5)
Highest, Both Teams, Game: .536 UCLA (7-of-12) vs. ASU (8-of-16), Mar. 10, 1990
Highest, Tournament (3 games): .538 ARIZ, 1988 (21-of-39); STAN, 1989 (7-of-13) (2 games): .548 WSU, 2008 (17-of-31)
Lowest, Game: .000 ORE vs. WSU, Mar. 9, 1989 (0-of-11); WASH vs. ASU, Mar. 8, 1990 (0-of-1); WSU vs. ORE, Mar. 11, 2009 (0-of-6)
Lowest, Both Teams, Game: .000 ORE (0-of-4) vs. USC (0-of-6), Mar. 5, 1987 (0-of-10)
Lowest Allowed, Tournament (min 3 games): .190 ORE, 1987 (8-of-42, 3 games)

FREE THROWS

Most, Game: 33 CAL vs. ORE, Mar. 10, 2006 (2 OT) (33-of-43)
Most, Both Teams, Game: 53 WASH (29) vs. ASU (24), Mar. 10, 2005
Most, Tournament: 81 ARIZ, 1988 (81-of-103, 3 games)
Fewest, Game: 1 ORE vs. ASU, Mar. 9, 2011 (1-of-3)
Fewest, Both Teams, Game: 11 OSU (6) vs. CAL (5), Mar. 13, 2003; ORE (6) vs. ARIZ (5), Mar. 8, 2007; ORE (7) vs. USC (4), Mar. 10, 2007
Fewest Allowed, Tournament (min 3 games): 22 ARIZ, 2002 (22-of-39, 3 games)

FREE THROW ATTEMPTS

Most, Game: 44 STAN vs. UCLA, Mar. 11, 1989 (25-of-44)
Most, Both Teams, Game: 71 ARIZ (39) vs. STAN (32), Mar. 10, 1990
Most, Tournament: 105 ARIZ, 1990 (79-of-105, 3 games)
Fewest, Game: 3 ORE vs. ASU, Mar. 9, 2011 (1-of-3)
Fewest, Both Teams, Game: 19 ORE (10) vs. ARIZ (9), Mar. 8, 2007; ORE (12) vs. USC (7), Mar. 10, 2007
Fewest Allowed, Tournament (min 3 games): 37 UCLA, 2006 (29-of-37, 3 games)

FREE THROW PERCENTAGE

Highest, Game: 1.000 USC vs. ORE, Mar. 8, 2002 (22-of-22)
Highest, Both Teams, Game: .902 WASH (17-of-18) vs. CAL (20-of-23), Mar. 13, 2010
Highest, Tournament (3 games): .852 CAL, 2010 (52-of-61) (2 games): .871 ARIZ, 2010 (27-of-31)
Lowest, Game: .167 ASU (2-of-12) vs. ARIZ, Mar. 7, 2002
Lowest, Both Teams, Game: .500 UCLA (9-of-23) vs. STAN (13-of-21), Mar. 15, 2008
Lowest Allowed, Tournament (min 3 games): .564 ARIZ, 2002 (22-of-39, 3 games)

REBOUNDS

Most, Game: 56 ARIZ vs. USC, Mar. 9, 1990
Most, Both Teams, Game: 94 UCLA (49) vs. ORE (45), Mar. 9, 1990
Most, Tournament: 149 ARIZ, 1990 (3 games)
Fewest, Game: 15 USC vs. CAL, Mar. 9, 2006
Fewest, Both Teams, Game: 38 STAN (15) vs. ARIZ (23), Mar. 12, 1989
Largest Margin, Game: 25 CAL (40) vs. USC (15), Mar. 9, 2006
Largest Margin, Tournament: 31 WASH, 1987 (116-85, 3 games)
Fewest Allowed, Tournament (min 3 games): 76 CAL, 2006 (3 games)

ASSISTS

Most, Game: 23 ARIZ vs. OSU, Mar. 11, 1989
Most, Both Teams, Game: 42 ARIZ (22) vs. OSU (20), Mar. 13, 1988
Most, Tournament: 56 ARIZ, 1990 (3 games)
Fewest, Game: 3 ORE vs. WSU, Mar. 9, 1989; OSU vs. ARIZ, Mar. 12, 2008; ORE vs. WSU, Mar. 11, 2009
Fewest, Both Teams, Game: 15 ASU (11) vs. ARIZ (4), Mar. 7, 2002; USC (8) vs. UCLA (7), Mar. 14, 2008
Fewest Allowed, Tournament (min 3 games): 16 UCLA, 2006 (3 games)

STEALS

Most, Game: 14 USC vs. CAL, Mar. 14, 2003; ASU vs. USC, Mar. 13, 2008; UCLA vs. USC, Mar. 13, 2009
Most, Both Teams, Game: 24 UCLA (14) vs. USC (10), Mar. 13, 2009
Most, Tournament: 30 ORE, 2003 (3 games); ORE, 2011 (3 games)
Fewest, Game: 1 CAL vs. UCLA, Mar. 7, 1987; USC vs. CAL, Mar. 12, 2009
Fewest, Both Teams, Game: 4 USC (3) vs. ARIZ (1), Mar. 9, 2002
Fewest Allowed, Tournament (min 3 games): 9 ARIZ, 2002 (3 games); USC, 2003 (3 games)

BLOCKED SHOTS

Most, Game: 9 ORE vs. WASH, Mar. 7, 2002
Most, Both Teams, Game: 13 ORE (9) vs. WASH (4), Mar. 7, 2002
Most, Tournament (min 3 games): 19 ARIZ, 1989 (3 games)
Fewest, Game: 0 Many times. Last, ORE vs. ASU, Mar. 9, 2011
Fewest, Both Teams, Game: 0 CAL (0) vs. USC (0), Mar. 10, 1988
Fewest Allowed, Tournament (min 3 games): 1 ARIZ, 1988 (3 games)

PERSONAL FOULS

Most, Game: 42 ORE vs. UCLA, Mar. 9, 1990
Most, Both Teams, Game: 68 ORE (42) vs. UCLA (26), Mar. 9, 1990
Fewest, Game: 8 STAN vs. WSU, Mar. 11, 2005
Fewest, Both Teams, Game: 20 ARIZ (10) vs. CAL (10), Mar. 10, 2005
Most, Tournament: 62 ORE, 2003 (3 games)
Fewest, Tournament (min 3 games): 43 ARIZ, 2005; UCLA, 2008

DISQUALIFICATIONS

Most, Game: 4 CAL vs. ARIZ, Mar. 11, 1988; UCLA vs. STAN, Mar. 11, 1989
Most, Both Teams, Game: 5 ORE (2) vs. ARIZ (3), Mar. 6, 1987; WASH (2) vs. ASU (3), Mar. 10, 2005
Most, Tournament: 5 CAL, 1988 (2 games)

POINTS

- 42 Klay Thompson, WSU vs. WASH, Mar. 10, 2011
- 41 Leon Powe, CAL vs. ORE, Mar. 10, 2006 (2 OT)
- 39 Reggie Miller, UCLA vs. ASU, Mar. 6, 1987
- 37 Salim Stoudamire, ARIZ vs. WASH, Mar. 12, 2005
- 32 Sean Elliott, ARIZ vs. STAN, Mar. 12, 1988
Bryce Taylor, ORE vs. USC, Mar. 10, 2007
Tajuan Porter, ORE vs. WSU, Mar. 10, 2010
- 31 Chris Moore, USC vs. ASU, Mar. 9, 1989
Gary Payton, OSU vs. ASU, Mar. 9, 1990
- 30 Todd Anderson, WSU vs. UCLA, Mar. 11, 1988
Hassan Adams, ARIZ vs. WASH, Mar. 12, 2004
Brandon Roy, WASH vs. ORE, Mar. 9, 2006
Brook Lopez, STAN vs. WSU, Mar. 14, 2008

FIELD GOALS

- 15 Klay Thompson, WSU vs. WASH, Mar. 10, 2011 (15-of-29)
Reggie Miller, UCLA vs. ASU, Mar. 6, 1987 (15-of-20)
- 14 Leon Powe, CAL vs. ORE, Mar. 10, 2006 (14-of-17, 2 OT)
- 13 Trevor Wilson, UCLA vs. ARIZ, Mar. 11, 1990 (13-of-27)
- 12 Earl Martin, OSU vs. WASH, Mar. 11, 1988 (12-of-16)
Todd Anderson, WSU vs. UCLA, Mar. 11, 1988 (12-of-15)
Gary Payton, OSU vs. ASU, Mar. 9, 1990 (12-of-24)
Hassan Adams, ARIZ vs. WASH, Mar. 9, 2004 (12-of-19)
Tajuan Porter, ORE vs. WSU, Mar. 10, 2010 (12-of-28)

FIELD GOAL ATTEMPTS

- 29 Klay Thompson, WSU vs. WASH, Mar. 10, 2011 (15-of-29)
- 28 Anthony Pendleton, USC vs. STAN, Mar. 10, 1989 (8-of-28)
Tajuan Porter, ORE vs. WSU, Mar. 10, 2010 (12-of-28)
- 27 Trevor Wilson, UCLA vs. ARIZ, Mar. 11, 1990 (13-of-27)
- 24 Gary Payton, OSU vs. ASU, Mar. 9, 1990 (12-of-24)
Brook Lopez, STAN vs. ARIZ, Mar. 13, 2008 (9-of-24)

FIELD GOAL PERCENTAGE (min 7 made)

- 1.000 Bryce Taylor, ORE vs. USC, Mar. 10, 2007 (11-of-11)
- 1.000 Jordan Hill, ARIZ vs. OSU, Mar. 12, 2008 (7-of-7)
- .917 Anthony Cook, ARIZ vs. OSU, Mar. 11, 1989 (11-of-12)
- .909 Channing Frye, ARIZ vs. CAL, Mar. 10, 2005 (10-of-11)
- .900 Salim Stoudamire, ARIZ vs. USC, Mar. 9, 2002 (9-of-10)

THREE-POINT FIELD GOALS

- 8 Klay Thompson, WSU vs. WASH, Mar. 10, 2011 (8-of-14)
- 7 Jeremy Green, STAN vs. OSU, Mar. 9, 2011 (7-of-15)
Salim Stoudamire, ARIZ vs. WASH, Mar. 12, 2005 (7-of-13)
Bryce Taylor, ORE vs. USC, Mar. 10, 2007 (7-of-7)
- 6 Nine times. Last, Klay Thompson, WSU vs. ORE, Mar. 10, 2010 (6-of-9)

THREE-POINT FIELD GOAL ATTEMPTS

- 15 Jeremy Green, STAN vs. OSU, Mar. 9, 2011
- 14 Klay Thompson, WSU vs. WASH, Mar. 10, 2011 (8-of-14)
Anthony Pendleton, USC vs. STAN, Mar. 10, 1989 (6-of-14)
Mike Redhair, ASU vs. WASH, Mar. 8, 1990 (5-of-14)
Chamberlain Oguchi, ORE vs. WASH, Mar. 9, 2006 (6-of-14)
Derek Low, WSU vs. USC, Mar. 9, 2007 (5-of-14)
- 13 Kevin Kruger, ASU vs. WASH, Mar. 10, 2005 (5-of-13)
Salim Stoudamire, ARIZ vs. WASH, Mar. 12, 2005 (7-of-13)

THREE-POINT FIELD GOAL PERCENTAGE (min 3 made)

- 1.000 Bryce Taylor, ORE vs. USC, Mar. 10, 2007 (7-of-7)
- Luke Ridnour, ORE vs. UCLA, Mar. 14, 2003 (4-of-4)
- Greg Hill, WASH vs. STAN, Mar. 6, 1987 (3-of-3)
- Matt Muehlebach, ARIZ vs. UCLA, Mar. 11, 1990 (3-of-3)
- Elston Turner, WASH vs. STAN, Mar. 12, 2009 (3-of-3)

FREE THROWS

- 15 Jared Cunningham, OSU vs. STAN, Mar. 9, 2011 (15-of-20)
Sean Elliott, ARIZ vs. STAN, Mar. 12, 1988 (15-of-16)
- 13 Reggie Miller, UCLA vs. CAL, Mar. 7, 1987 (13-of-15)
Leon Powe, CAL vs. ORE, Mar. 10, 2006 (13-of-18)
- 12 Jason Gardner, ARIZ vs. ASU, Mar. 7, 2002 (12-of-12)
- 11 Anthony Taylor, ORE vs. ARIZ, Mar. 6, 1987 (11-of-13)
Chris Moore, USC vs. ASU, Mar. 9, 1989 (11-of-13)
Sean Elliott, ARIZ vs. OSU, Mar. 11, 1989 (11-of-12)

FREE THROW ATTEMPTS

- 20 Jared Cunningham, OSU vs. STAN, Mar. 9, 2011 (15-of-20)
- 18 Leon Powe, CAL vs. ORE, Mar. 10, 2006 (13-of-18)
- 17 Leon Powe, CAL vs. USC, Mar. 9, 2006 (12-of-17)
- 16 Sean Elliott, ARIZ vs. STAN, Mar. 12, 1988 (15-of-16)
- 15 Sean Elliott, ARIZ vs. ORE, Mar. 6, 1987 (10-of-15)
Reggie Miller, UCLA vs. CAL, Mar. 7, 1987 (13-of-15)

FREE THROW PERCENTAGE (min 9 made)

- 1.000 Jason Gardner, ARIZ vs. ASU, Mar. 7, 2002 (12-of-12)
- Eric Knox, OSU vs. WSU, Mar. 12, 1988 (2 OT) (10-of-10)
- Adam Keefe, STAN vs. CAL, Mar. 9, 1990 (10-of-10)
- Tom Tolbert, ARIZ vs. CAL, Mar. 11, 1988 (9-of-9)
- Gabe Pruitt, USC vs. CAL, Mar. 9, 2006 (9-of-9)

REBOUNDS

- 20 Leon Powe, CAL vs. USC, Mar. 9, 2006
- 18 Ike Diogu, ASU vs. ORE, Mar. 13, 2003
- 17 Trevor Wilson, UCLA vs. ARIZ, Mar. 11, 1990
- 16 Alex Stepheson, USC vs. CAL, Mar. 10, 2011
Ryan Anderson, CAL vs. WASH, Mar. 12, 2008
Taj Gibson, USC vs. CAL, Mar. 12, 2009
- 15 Ryan Anderson, CAL vs. OSU, Mar. 7, 2007
Landry Fields, STAN vs. WASH, Mar. 12, 2009
Eric Boateng, ASU vs. STAN, Mar. 11, 2010

ASSISTS

- 12 Isaiah Thomas, WASH vs. ORE, Mar. 11, 2011
David Girley, ORE vs. WASH, Mar. 7, 1987
Matt Othick, ARIZ vs. UCLA, Mar. 11, 1990
- 11 Isaiah Thomas, WASH vs. WSU, Mar. 10, 2011
Brandon Granville, USC vs. STAN, Mar. 7, 2002
- 10 Pooh Richardson, UCLA vs. WSU, Mar. 11, 1988
Gary Payton, OSU vs. ARIZ, Mar. 12, 1988

STEALS

- 7 James Harden, ASU vs. USC, Mar. 13, 2008
- 6 Jared Cunningham, OSU vs. ARIZ, Mar. 10, 2011
Malcolm Armstead, ORE vs. WASH, Mar. 11, 2011
- 5 10 times. Last, Jorge Gutierrez, CAL vs. WASH, Mar. 13, 2010

BLOCKED SHOTS

- 5 Ike Diogu, ASU vs. WASH, Mar. 10, 2005
- 4 12 times. Last, DeAngelo Casto, WSU vs. ORE, Mar. 10, 2010

POINTS

- 83 Reggie Miller, UCLA, 1987 (3 games)
- 80 Leon Powe, CAL, 2006 (3 games)
- 71 Sean Elliott, ARIZ, 1988 (3 games)
- 68 Luke Walton, ARIZ, 2002 (3 games)
- 67 Sean Elliott, ARIZ, 1989 (3 games)
- 66 Derrick Williams, ARIZ, 2011 (3 games)
- Desmon Farmer, USC, 2003 (3 games)
- 65 Brook Lopez, STAN, 2008 (3 games)
- 64 Chris Welp, WASH, 1987 (3 games)
- 63 Anthony Taylor, ORE, 1987 (3 games)
- Chamberlain Oguchi, ORE, 2006 (3 games)
- DeMar DeRozan, USC, 2009 (3 games)

FIELD GOALS

- 27 Reggie Miller, UCLA, 1987 (27-of-49, 3 games)
- 26 Luke Walton, ARIZ, 2002 (26-of-54, 3 games)
- 25 Earl Martin, OSU, 1988 (25-of-40, 3 games)
- Leon Powe, CAL, 2006 (25-of-43, 3 games)
- Brook Lopez, STAN, 2008 (25-of-60, 3 games)

FIELD GOAL ATTEMPTS

- 60 Brook Lopez, STAN, 2008 (25-of-60, 3 gamrs)
- 54 Luke Walton, ARIZ, 2002 (26-of-54, 3 games)
- 51 Anthony Taylor, ORE, 1987 (22-of-51, 3 games)
- 49 Reggie Miller, UCLA, 1987 (27-of-49, 3 games)
- Trevor Wilson, UCLA, 1990 (21-of-49, 3 games)
- Desmon Farmer, USC, 2003 (18-of-49, 3 games)
- Chamberlain Oguchi, ORE, 2006 (19-of-49, 3 games)

FIELD GOAL PERCENTAGE (min 15 made)

- .791 Isaac Austin, ASU, 1990 (19-of-24, 3 games)
- .767 Channing Frye, ARIZ, 2005 (23-of-30, 3 games)
- .762 Todd Anderson, WSU, 1988 (16-of-21, 2 games)
- .750 Bryce Taylor, ORE, 2007 (18-of-24, 3 games)
- .682 Howard Wright, STAN, 1989 (15-of-22, 2 games)

THREE-POINT FIELD GOALS

- 14 Chamberlain Oguchi, ORE, 2006 (14-of-38, 3 games)
- 13 Tajuan Porter, ORE, 2007 (13-of-21, 3 games)
- 11 Alex Austin, ASU, 1990 (11-of-22, 3 games)
- James Davis, ORE, 2003 (11-of-22, 3 games)
- Salim Stoudamire, ARIZ, 2005 (11-of-23, 3 games)
- Gabe Pruitt, USC, 2007 (11-of-22, 3 games)

THREE-POINT FIELD GOAL ATTEMPTS

- 38 Chamberlain Oguchi, ORE, 2006 (14-of-28, 3 games)
- 29 Desmon Farmer, USC, 2003 (7-of-29, 3 games)
- 23 Salim Stoudamire, ARIZ, 2005 (11-of-30, 3 games)
- 22 Alex Austin, ASU, 1990 (11-of-22, 3 games)
- James Davis, ORE, 2003 (11-of-22, 3 games)
- Luke Ridnour, ORE, 2003 (10-of-22, 3 games)
- Gabe Pruitt, USC, 2007 (11-of-22, 3 games)

THREE-POINT FIELD GOAL PERCENTAGE (min 5 made)

- .833 Marcus Williams, ARIZ, 2006 (5-of-6, 2 games)
- .800 Bryce Taylor, ORE, 2007 (8-of-10, 3 games)
- .750 Steve Kerr, ARIZ, 1988 (9-of-12, 3 games)
- .714 Theo Robertson, CAL, 2006 (5-of-7, 3 games)
- Kevin Kruger, ASU, 2006 (5-of-7, 1 game)

FREE THROWS

- 30 Leon Powe, CAL, 2006 (30-of-41, 3 games)
- 26 Sean Elliott, ARIZ, 1989 (26-of-27, 3 games)
- 25 Sean Elliott, ARIZ, 1988 (25-of-29, 3 games)
- 23 Reggie Miller, UCLA, 1987 (23-of-25, 3 games)
- 23 Desmon Farmer, USC, 2003 (23-of-29, 3 games)

FREE THROW ATTEMPTS

- 41 Leon Powe, CAL, 2006 (30-of-41, 3 games)
- 29 Sean Elliott, ARIZ, 1988 (25-of-29, 3 games)
- 29 Desmon Farmer, USC, 2003 (23-of-29, 3 games)
- 27 Jared Cunningham, OSU, 2011 (18-of-27, 2 games)
- Sean Elliott, ARIZ, 1989 (26-of-27, 3 games)
- Adam Keefe, STAN, 1989 (18-of-27, 3 games)
- Jason Gardner, ARIZ, 2002 (22-of-27, 3 games)

FREE THROW PERCENTAGE (min 15 made)

- 1.000 Jerome Randle, CAL, 2010 (16-of-16, 3 games)
- .963 Sean Elliott, ARIZ, 1989 (26-of-27, 3 games)
- .920 Reggie Miller, UCLA, 1987 (23-of-25, 3 games)
- .889 David Bluthenthal, USC, 2002 (16-of-18, 3 games)
- Anthony Goods, STAN, 2009 (16-of-18, 2 games)

REBOUNDS

- 37 Phil Zevenbergen, WASH, 1987 (3 games)
- 35 Ryan Anderson, CAL, 2007 (3 games)
- 34 Leon Powe, CAL, 2006 (3 games)
- 33 Brook Lopez, STAN, 2008 (3 games)
- 32 Taj Gibson, USC, 2009 (3 games)
- 30 Trevor Wilson, UCLA, 1990 (3 games)
- 29 Luke Jackson, ORE, 2003 (3 games)
- Taj Gibson, USC, 2007 (3 games)
- 28 Tom Tolbert, ARIZ, 1988 (3 games)
- Robert Johnson, ORE, 2003 (3 games)

ASSISTS

- 30 Isaiah Thomas, WASH, 2011, (3 games)
- 24 Gary Payton, OSU, 1988 (3 games)
- 24 Brandon Granville, USC, 2002 (3 games)
- 24 Luke Ridnour, ORE, 2003 (3 games)
- 22 Pooh Richardson, UCLA, 1987 (3 games)
- 21 Matt Othick, ARIZ, 1990 (3 games)

STEALS

- 11 Malcolm Armstead, ORE, 2011 (3 games)
- 9 Gary Payton, OSU, 1988 (3 games)
- 8 Jared Cunningham, OSU, 2011 (2 games)
- 7 Dave Immel, UCLA, 1987 (3 games)
- Ken Lofton, ARIZ, 1988 (3 games)
- Ken Lofton, ARIZ, 1989 (3 games)
- Terry Taylor, STAN, 1989 (3 games)
- Matt Othick, ARIZ, 1990 (3 games)
- Nate Robinson, WASH, 2004 (3 games)
- James Harden, ASU, 2008 (1 game)
- Nic Wise, ARIZ, 2008 (2 games)

BLOCKED SHOTS

- 9 Sean Rooks, ARIZ, 1990 (3 games)
- Robin Lopez, STAN, 2008 (3 games)
- 8 Ed Stokes, ARIZ, 1990 (3 games)
- 7 Anthony Cook, ARIZ, 1988 (3 games)
- Taj Gibson, USC, 2008 (2 games)

PAC-12 TOURNAMENT CHAMPIONS

- 1987 UCLA
- 1988 ARIZONA
- 1989 ARIZONA
- 1990 ARIZONA
- 2002 ARIZONA
- 2003 OREGON
- 2004 STANFORD
- 2005 WASHINGTON
- 2006 UCLA
- 2007 OREGON
- 2008 UCLA
- 2009 USC
- 2010 WASHINGTON
- 2011 WASHINGTON

COACHING RECORDS (active coaches are bold)

COACH, TEAM	YRS	1st	2nd	W	L	PCT
Walt Hazzard, UCLA	2	1	0	3	1	.750
Lute Olson, ARIZ	10	4	1	16	6	.727
Lorenzo Romar, WASH	8	3	1	13	5	.722
Dana Altman, ORE	1	0	0	2	1	.667
Bill Frieder, ASU	1	0	0	2	1	.667
Ernie Kent, ORE	8	2	0	11	6	.647
Jim Harrick, UCLA	2	0	1	3	2	.600
Ben Howland, UCLA	8	2	0	8	6	.571
Henry Bibby, USC	3	0	2	4	3	.571
Mike Montgomery, STAN/CAL	10	1	2	9	9	.500
Ben Braun, CAL	7	0	1	7	7	.500
Tim Floyd, USC	4	1	1	6	3	.667
Sean Miller, ARIZ	2	0	1	2	2	.500
Kevin O'Neill, ARIZ/USC	2	0	0	2	2	.500
Ralph Miller, OSU	3	0	1	3	3	.500
Andy Russo, WASH	3	0	1	3	3	.500
Tony Bennett, WSU	3	0	0	3	3	.500
Johnny Dawkins, STAN	3	0	0	2	3	.400
Trent Johnson, STAN	4	0	1	3	4	.429
Kelvin Sampson, WSU	4	0	0	2	3	.400
Herb Sendek, ASU	5	0	1	2	5	.286
Lou Campanelli, CAL	4	0	0	2	4	.333
Steve Lavin, UCLA	2	0	0	1	2	.333
Don Monson, ORE	4	0	0	2	4	.333
Steve Patterson, ASU	2	0	0	1	2	.333
George Raveling, USC	4	0	0	2	4	.333
Jay John, OSU	4	0	0	2	4	.333
Craig Robinson, OSU	3	0	0	1	3	.250
Ken Bone, WSU	2	0	0	0	2	.000
Russ Pennell, ARIZ	1	0	0	0	1	.000
Kevin Mouton, OSU	1	0	0	0	1	.000
Bob Schermerhorn, ASU	1	0	0	0	1	.000
Len Stevens, WSU	1	0	0	0	1	.000
Jim Anderson, OSU	1	0	0	0	1	.000
Lynn Nance, WASH	1	0	0	0	1	.000
Bob Bender, WASH	1	0	0	0	1	.000
Dick Bennett, WSU	3	0	0	0	3	.000
Rob Evans, ASU	4	0	0	0	4	.000



UCLA's Walt Hazzard receives the inaugural Pac-10 Tournament trophy from Pac-10 Commissioner Tom Hansen

COMPOSITE STANDINGS

TEAM	W	L	PCT	Titles
Arizona	19	10	.655	4
Washington	16	10	.615	3
UCLA	15	11	.577	3
Oregon	15	11	.577	2
USC	13	11	.542	1
Stanford	12	13	.480	1
California	11	14	.440	
Oregon State	6	12	.333	
Washington State	5	12	.294	
Arizona State	5	13	.278	

TEAM vs. TEAM RESULTS

	vs. ARIZ	vs. ASU	vs. CAL	vs. ORE	vs. OSU	vs. STAN	vs. UCLA	vs. USC	vs. WASH	vs. WSU	TOTAL
ARIZ	-	1-1	3-0	0-2	5-0	4-1	1-3	4-0	0-3	1-0	19-10
ASU	1-1	-	-	0-2	1-1	0-1	0-2	0-3	2-3	1-0	5-13
CAL	0-3	-	-	2-2	3-1	0-1	3-3	2-3	1-1	-	11-14
ORE	2-0	2-0	2-2	-	-	0-2	2-1	3-1	2-2	2-3	15-11
OSU	0-5	1-1	1-3	-	-	1-1	1-1	-	1-1	1-0	6-12
STAN	1-4	1-0	1-0	2-0	1-1	-	1-1	1-3	1-4	3-0	12-13
UCLA	3-1	2-0	3-3	1-2	1-1	1-1	-	1-1	2-1	1-1	15-11
USC	1-4	2-0	3-2	1-3	-	3-1	1-1	-	-	2-0	13-11
WASH	3-0	3-2	1-1	2-2	1-1	4-1	1-2	-	-	1-1	16-10
WSU	0-1	0-1	-	3-2	0-1	0-3	1-1	0-2	1-1	-	5-12

TOURNAMENT HISTORY



YEAR-BY-YEAR RECORDS (seed)

	ARIZ	ASU	CAL	ORE	OSU	STAN	UCLA	USC	WASH	WSU
1987	0-1 (2)	1-1 (8)	1-1 (4)	2-1 (7)	0-1 (5)	0-1 (6)	3-0 (1)	0-1 (10)	2-1 (3)	0-1 (9)
1988	3-0 (1)	0-1 (7)	1-1 (9)	0-1 (5)	2-1 (2)	1-1 (4)	0-1 (3)	0-1 (8)	1-1 (10)	1-1 (6)
1989	3-0 (1)	0-1 (7)	0-1 (5)	0-1 (9)	1-1 (4)	2-1 (2)	1-1 (3)	1-1 (10)	0-1 (6)	1-1 (8)
1990	3-0 (2)	2-1 (8)	0-1 (3)	0-1 (5)	0-1 (1)	1-1 (6)	2-1 (4)	1-1 (7)	0-1 (9)	0-1 (10)
2002	3-0 (2)	0-1 (7)	1-1 (3)	1-1 (1)	-	0-1 (5)	0-1 (6)	2-1 (4)	0-1 (8)	-
2003	0-1 (1)	0-1 (4)	1-1 (3)	3-0 (5)	1-1 (6)	0-1 (2)	1-1 (8)	2-1 (7)	-	-
2004	1-1 (3)	-	0-1 (4)	1-1 (5)	-	3-0 (1)	0-1 (7)	0-1 (6)	2-1 (2)	0-1 (8)
2005	2-1 (1)	0-1 (7)	0-1 (8)	-	1-1 (5)	1-1 (3)	0-1 (4)	-	3-0 (2)	0-1 (6)
2006	1-1 (4)	0-1 (8)	2-1 (3)	2-1 (7)	1-1 (9)	0-1 (5)	3-0 (1)	0-1 (6)	0-1 (2)	0-1 (10)
2007	0-1 (5)	0-1 (10)	2-1 (8)	3-0 (4)	0-1 (9)	0-1 (6)	0-1 (1)	2-1 (3)	1-1 (7)	1-1 (2)
2008	1-1 (7)	0-1 (5)	1-1 (9)	0-1 (6)	0-1 (10)	2-1 (2)	3-0 (1)	1-1 (4)	0-1 (7)	1-1 (3)
2009	0-1 (5)	2-1 (4)	0-1 (3)	0-1 (10)	0-1 (8)	1-1 (9)	1-1 (2)	3-0 (6)	1-1 (1)	1-1 (7)
2010	0-1 (4)	0-1 (2)	2-1 (1)	1-1 (8)	0-1 (6)	1-1 (7)	1-1 (5)	-	3-0 (3)	0-1 (9)
2011	2-1 (1)	0-1 (10)	0-1 (5)	2-1 (7)	1-1 (9)	0-1 (8)	0-1 (2)	1-1 (4)	3-0 (3)	0-1 (6)

RECORD BY SEED

YEAR	#1	#2	#3	#4	#5	#6	#7	#8	#9	#10
1987	3-0	0-1	2-1	1-1	0-1	0-1	2-1	1-1	0-1	0-1
Upsets: (7) Oregon 72, (2) Arizona 63										
1988	3-0	2-1	0-1	1-1	0-1	1-1	0-1	0-1	1-1	1-1
Upsets: (9) California 75, (8) USC 59; (10) Washington 96, (7) Arizona State 82; (6) Washington State 73, (3) UCLA 71										
1989	3-0	2-1	1-1	1-1	0-1	0-1	0-1	1-1	0-1	1-1
Upsets: (10) USC 94, (7) Arizona State 82										
1990	0-1	3-0	0-1	2-1	0-1	1-1	1-1	2-1	0-1	0-1
Upsets: (8) Arizona State 83, (1) Oregon State 75; (6) Stanford 77, (3) California 61										
2002	1-1	3-0	1-1	2-1	0-1	0-1	0-1	0-1	-	-
Upsets: (4) USC 89, (1) Oregon 78										
2003	0-1	0-1	1-1	0-1	3-0	0-1	2-1	1-1	-	-
Upsets: (8) UCLA 96, (1) Arizona 89 OT; (7) USC 79, (2) Stanford 74; (5) Oregon 83, (4) Arizona State 82; (7) USC 79, (3) California 62										
2004	3-0	2-1	1-1	0-1	1-1	0-1	0-1	0-1	-	-
Upsets: (5) Oregon 87, (4) California 82										
2005	2-1	3-0	1-1	0-1	1-1	0-1	0-1	0-1	-	-
Upsets: (5) Oregon State 79, (4) UCLA 72; (2) Washington 81, (1) Arizona 72										
2006	3-0	0-1	2-1	1-1	0-1	0-1	2-1	0-1	1-1	0-1
Upsets: (9) Oregon State 71, (8) Arizona State 68; (7) Oregon 84, (2) Washington 73										
2007	0-1	1-1	2-1	3-0	0-1	0-1	1-1	2-1	0-1	0-1
Upsets: (8) California 76, (1) UCLA 69 OT; (3) USC 70, (2) Washington State 61; (4) Oregon 81, (3) USC 57										
2008	3-0	2-1	1-1	1-1	0-1	0-1	1-1	0-1	1-1	0-1
Upsets: (9) California 84, (8) Washington 81										
2009	1-1	1-1	0-1	2-1	0-1	3-0	1-1	0-1	1-1	0-1
Upsets: (9) Stanford 62, (8) Oregon State 54; (6) USC 79, (3) California 75; (4) Arizona State 75, (1) Washington 65; (6) USC 65, (2) UCLA 55, (6) USC 66, (4) Arizona State 63										
2010	2-1	0-1	3-0	0-1	1-1	0-1	1-1	1-0	0-1	-
Upsets: (5) UCLA 75, (4) Arizona 69; (7) Stanford 70, (2) Arizona State 61; (3) Washington 79, (1) California 75										
2011	2-1	0-1	3-0	1-1	0-1	0-1	2-1	0-1	1-1	0-1
Upsets: (9) Oregon State 69, (8) Stanford 67; (7) Oregon 76, (2) UCLA 59; (3) Washington 77, (1) Arizona 75 (OT)										
Totals	26-8	19-11	18-12	15-13	6-13	5-13	13-14	8-13	5-10	2-9

SEED vs. SEED RESULTS

	vs. #1	vs. #2	vs. #3	vs. #4	vs. #5	vs. #6	vs. #7	vs. #8	vs. #9	vs. #10	TOTAL
#1	-	4-1	2-2	6-2	3-0	-	-	6-3	5-0	-	26-8
#2	1-4	-	5-1	2-0	-	2-1	7-5	-	-	2-0	19-11
#3	2-2	1-5	-	0-1	-	11-3	4-1	-	-	-	18-12
#4	2-6	0-2	1-0	-	10-4	0-1	-	2-0	-	-	15-13
#5	0-3	-	-	4-10	-	-	1-0	1-0	-	-	6-13
#6	-	1-2	3-11	1-0	-	-	-	-	-	-	5-13
#7	-	5-7	1-4	-	0-1	-	-	-	-	7-2	13-14
#8	3-6	-	-	0-1	0-1	-	0-1	-	5-5	-	8-14
#9	0-5	-	-	-	-	-	-	5-5	-	-	5-10
#10	-	0-2	-	-	-	-	2-7	-	-	-	2-9

ATTENDANCE

YEAR	SESSION 1	SESSION 2	SESSION 3	SESSION 4	CHAMPIONSHIP	TOTAL
1987	4,851	8,918	5,424	9,352	9,117	37,663
1988	12,635	13,436	13,061	13,549	13,796	66,477
1989	4,830	7,195	9,001	10,565	10,403	41,994
1990	4,567	4,380	8,079	10,989	8,037	36,052
2002	12,096	17,839	18,887	-	18,997	67,819
2003	14,441	15,048	16,689	-	17,485	63,663
2004	13,270	14,689	15,754	-	16,413	60,126
2005	14,014	14,393	15,068	-	18,672	62,147
2006	7,936	15,144	15,321	17,856	18,544	74,801
2007	15,119	16,318	16,585	18,196	18,259	84,477
2008	11,642	17,194	16,442	18,997	17,534	81,809
2009	10,964	14,732	16,271	18,497	16,988	77,452

ATTENDANCE (Continued)

YEAR	SESSION 1	SESSION 2	SESSION 3	SESSION 4	CHAMPIONSHIP	TOTAL
2010	6,090	12,125	12,255	15,971	15,851	62,292
2011	7,814	10,782	12,191	13,190	12,074	56,051

ALL-TOURNAMENT TEAMS

1987

Reggie Miller, UCLA
Pooh Richardson, UCLA
Anthony Taylor, Oregon
Chris Welp, Washington
Phil Zevenbergen, Washington

1988

Sean Elliott, Arizona
Anthony Cook, Arizona
Steve Kerr, Arizona
Todd Lichti, Stanford
Gary Payton, Oregon State

1989

Jud Buechler, Arizona
Sean Elliott, Arizona
Anthony Cook, Arizona
Todd Lichti, Stanford
Gary Payton, Oregon State

1990

Jud Buechler, Arizona
Matt Muehlebach, Arizona
Adam Keefe, Stanford
Alex Austin, Arizona State
Trevor Wilson, UCLA

2002

Sam Clancy, USC
Brandon Granville, USC
Jason Gardner, Arizona
Salim Stoudamire, Arizona
Luke Walton, Arizona

2003

James Davis, Oregon
Desmon Farmer, USC
Luke Jackson, Oregon
Rory O'Neil, USC
Luke Ridnour, Oregon
Ray Young, UCLA

2004

Hassan Adams, Arizona
Josh Childress, Stanford
Luke Jackson, Oregon
Andre Joseph, Oregon
Matt Lottich, Stanford
Nate Robinson, Washington

2005

Channing Frye, Arizona
Matt Haryasz, Stanford
Chris Hernandez, Stanford
Nate Robinson, Washington
Tre Simmons, Washington
Salim Stoudamire, Arizona

2006

Arron Afflalo, UCLA
Jordan Farmar, UCLA
Chamberlain Oguchi, Oregon
Leon Powe, California
Brandon Roy, Washington
Ayinde Ubaka, California

2007

Ryan Anderson, California
Taj Gibson, USC
Gabe Pruitt, USC
Aaron Brooks, Oregon
Bryce Taylor, Oregon
Tajuan Porter, Oregon

2008

Darren Collison, UCLA
Brook Lopez, Stanford
Kevin Love, UCLA
O.J. Mayo, USC
Kyle Weaver, Washington State
Russell Westbrook, UCLA

2009

DeMar DeRozan, USC
Taj Gibson, USC
Derek Glasser, Arizona State
Daniel Hackett, USC
James Harden, Arizona State
Jeff Pendergraph, Arizona State

2010

Jamal Boykin, California
Quincy Pondexter, Washington
Jerome Randle, California
Theo Robertson, California
Michael Roll, UCLA
Isaiah Thomas, Washington

2011

Jared Cunningham, Oregon State
Terrence Ross, Washington
E.J. Singler, Oregon
Klay Thompson, Washington State
Derrick Williams, Arizona
Isaiah Thomas, Washington

MOST OUTSTANDING PLAYER

1987 Reggie Miller, UCLA (Sr.)
1988 Sean Elliott, ARIZ* (Jr.)
1989 Sean Elliott, ARIZ* (Sr.)
1990 Jud Buechler, ARIZ (Sr.)/
Matt Muehlebach, ARIZ (Sr.)
2002 Luke Walton, ARIZ (Jr.)
2003 Luke Ridnour, ORE* (Jr.)
2004 Josh Childress, STAN* (Jr.)
2005 Salim Stoudamire, ARIZ (Sr.)
2006 Leon Powe, CAL (So.)
2007 Tajuan Porter, ORE (Fr.)
2008 Darren Collison, UCLA (Jr.)
2009 DeMar DeRozan, USC (Fr.)
2010 Isaiah Thomas, WASH (So.)
2011 Isaiah Thomas, WASH (Jr.)

* - Also named Pac-10 Player of the Year the same season.

PAC-12 HALL OF HONOR

With the return of the Pac-12 Tournament in 2002, the Pac-12 Conference established the Pac-12 Hall of Honor. Each year, each Pac-12 institution will elect one individual to be inducted into the Hall of Honor.

2002 (Inaugural class)

Sean Elliott, Arizona
Byron Scott, Arizona State
Pete Newell, California
John Dick, Oregon
Gary Payton, Oregon State
Hank Luisetti, Stanford
John Wooden, UCLA
Bill Sharman, USC
Bob Houbregs, Washington
Craig Ehlo, Washington State

2003

Steve Kerr, Arizona
Ned Wulk, Arizona State
Kevin Johnson, California
Howard Hobson, Oregon
Amory "Slats" Gill, Oregon State
Todd Lichti, Stanford
Kareem Abdul-Jabbar, UCLA
Fred "Tex" Winter, USC
Marv Harshman, Washington
Jack Friel, Washington State

2004

Khalid Reeves, Arizona
Lafayette "Fat" Lever, Arizona State
Jason Kidd, California
Ron Lee, Oregon
Mel Counts, Oregon State
Howard "Howie" Dallmar, Stanford
Walt Hazzard, UCLA
Bob Boyd, USC
James Edwards, Washington
George Raveling, Washington State

2005

Pete Williams, Arizona
Joe Caldwell, Arizona State
Darrall Imhoff, California
Blair Rasmussen, Oregon
Ed Lewis, Oregon State
Rich Kelley, Stanford
Gail Goodrich, UCLA
John Rudometkin, USC
Jack Nichols, Washington
Gene Conley, Washington State

2006

Damon Stoudamire, Arizona
Lionel Hollins, Arizona State
Andy Wolfe, California
Jim Loscutt, Oregon
Ralph Miller, Oregon State
Adam Keefe, Stanford
Don Barksdale, UCLA
Dennis "Mo" Layton, USC
Steve Hawes, Washington
James Donaldson, Washington State

2007

Chris Mills, Arizona
Eddie House, Arizona State
Russ Critchfield, California
Dick Harter, Oregon
Steve Johnson, Oregon State
George Yardley, Stanford
Jamaal (Keith) Wilkes, UCLA
Ron Reilly, USC
Christian Welp, Washington
Vince Hanson, Washington State

2008

Miles Simon, Arizona
Alton Lister, Arizona State
Charles Johnson, California
Terrell Brandon, Oregon
Ephraim J. Rocha, Oregon State
Tom Dose, Stanford
Marques Johnson, UCLA
Paul Westphal, USC
Louie Nelson, Washington
Mark Hendrickson, Washington State

2009

Lute Olson, Arizona
Royce Youree, Arizona State
Nibs Price, California
Greg Ballard, Oregon
Paul Valenti, Oregon State
Jim Pollard, Stanford
Michael Warren, UCLA
Gus Williams, USC
Detlef Schrempf, Washington
Isaac Fontaine, Washington State

2010

Mike Bibby, Arizona
Jeremy Veal, Arizona State
Earl Robinson, California
Kenya Wilkins, Oregon
Dave Gambee, Oregon State
John Arrillaga, Stanford
Reggie Miller, UCLA
John Block, USC
Eldridge Recasner, Washington
Paul Lindemann, Washington State

2011

Michael Dickerson, Arizona
Isaac Austin, Arizona State
Bob McKeen, California
Charlie Warren, Oregon
Charlie White, Oregon State
Brevin Knight, Stanford
Don MacLean, UCLA
Harold Miner, USC
Todd MacCulloch, Washington
Ray Sundquist, Washington State

4G^{LTE}

THE FASTEST, MOST ADVANCED 4G NETWORK IN AMERICA.

Download a song in less than 4 seconds.
Faster than a coast to coast layup.



Standard 4G LTE service. Speeds up to 122 Mbps. © 2013 Verizon Wireless.

Official Wireless Provider of the NBA. © 2013 Verizon Wireless.




RULE THE AIR



▶ Todd Lichti, Stanford



▶ Oregon's "Tall Firs" won the first NCAA title in 1939.



▶ Mel Counts, Oregon State



▶ Pete Newell and his California Golden Bears celebrate the 1959 NCAA title.



▶ The 1964 UCLA Bruins, the first of the school's 11 NCAA Championship squads.



▶ Jason Kidd, California



▶ Lute Olson and the Arizona Wildcats captured the 1997 NCAA title.

PAC-12 CONFERENCE // HISTORY & RECORDS

YEARLY CONFERENCE STANDINGS



1915-16 (PCC)

	W	L	PCT	ALL
1. CAL	5	3	.625	11-5
2. OSU	5	3	.625	16-5
3. WASH	2	6	.250	7-7

1916-17 (PCC)

	W	L	PCT	ALL
1. WSU	8	1	.888	25-1
2. CAL	5	1	.833	15-1
3. WASH	7	5	.583	9-8
4. OSU	7	6	.538	11-7
5. STAN	0	6	.000	8-8
6. ORE	0	8	.000	0-11

1917-18 (PCC)

No official Conference basketball competition.

1918-19 (PCC)

	W	L	PCT	ALL
1. ORE	11	3	.786	13-4
2. WSU	7	5	.583	10-11
3. CAL	2	2	.500	6-3
4. WASH	5	7	.417	6-10
5. OSU	3	9	.250	3-13
6. STAN	0	2	.000	9-3

1919-20 (PCC)

	W	L	PCT	ALL
1. STAN	9	1	.900	8-3
2. CAL	5	5	.500	8-5
3. WSU	6	7	.462	10-11
4. OSU	5	7	.417	7-12
5. WASH	5	7	.417	7-8
6. ORE	5	8	.385	8-9

1920-21 (PCC)

	W	L	PCT	ALL
1. STAN	8	3	.727	15-3
2. CAL	8	3	.727	15-4
3. WASH	10	4	.714	18-4
4. ORE	8	4	.667	15-5
5. WSU	3	11	.214	12-16
6. OSU	2	14	.125	6-17

1921-22 (PCC)

	W	L	PCT	ALL
1. IDA	7	0	1.000	19-1
2. OSU	10	2	.823	21-2
3. CAL	10	4	.714	19-6
4. WASH	11	5	.688	13-5
5. STAN	4	6	.400	8-7
6. WSU	4	11	.267	9-17
7. USC	1	3	.250	7-5
8. ORE	0	16	.000	7-24

1922-23 (PCC)

NORTH	W	L	PCT	ALL
1. IDA	5	3	.625	14-3
2. WASH	5	3	.625	12-4
3. OSU	4	4	.500	19-7
4. WSU	4	4	.500	16-10
5. ORE	2	6	.250	15-10

North Playoff: IDA 24, WASH 12

SOUTH	W	L	PCT	ALL
1. CAL	5	3	.625	12-6
2. STAN	5	3	.625	12-4
3. USC	2	6	.250	5-12

South Playoff: CAL def. STAN in 3 of 4 regular season games

Playoff: IDA 28, CAL 20
IDA 29, CAL 25

1923-24 (PCC)

NORTH	W	L	PCT	ALL
1. WASH	7	2	.778	12-4
2. OSU	6	2	.750	20-5
3. ORE	4	4	.500	15-5
4. IDA	4	6	.400	10-8
5. WSU	3	7	.300	17-11
6. MONT	1	4	.200	7-8

SOUTH	W	L	PCT	ALL
1. CAL	5	3	.625	14-4
2. USC	4	4	.500	15-4
3. STAN	3	5	.375	10-5

Playoff: CAL 32, WASH 31
CAL 28, WASH 25

1924-25 (PCC)

NORTH	W	L	PCT	ALL
1. OSU	7	2	.778	29-8
2. ORE	7	2	.778	16-4
3. WASH	5	5	.500	14-7
4. IDA	5	5	.500	11-5
5. MONT	2	6	.250	9-10
6. WSU	2	8	.200	18-11

Playoff: OSU 15, ORE 12
ORE 23, OSU 21
OSU 27, ORE 26

SOUTH	W	L	PCT	ALL
1. CAL	3	1	.750	11-4
2. STAN	1	3	.250	10-3

Playoff: OSU 32, CAL 25
CAL 32, OSU 17
CAL 33, OSU 19

1925-26 (PCC)

NORTH	W	L	PCT	ALL
1. ORE	10	0	1.000	18-4
2. OSU	6	4	.600	18-6
3. IDA	5	4	.556	14-10
4. WASH	5	5	.500	10-6
5. MONT	2	8	.200	5-10
6. WSU	1	8	.111	9-17

SOUTH	W	L	PCT	ALL
1. CAL	5	0	1.000	14-0
2. STAN	3	2	.600	10-6
3. USC	0	6	.000	4-8

Playoff: CAL 32, ORE 17
CAL 29, ORE 23

1926-27 (PCC)

NORTH	W	L	PCT	ALL
1. ORE	8	2	.800	24-4
2. WASH	7	3	.700	15-4
3. IDA	7	3	.700	10-4
4. OSU	4	6	.400	14-11
5. WSU	3	7	.300	11-10
6. MONT	1	9	.100	5-11

SOUTH	W	L	PCT	ALL
1. CAL	5	0	1.000	13-0
2. STAN	3	2	.600	9-9
3. USC	0	6	.000	10-8

Playoff: CAL 39, ORE 35
CAL 33, ORE 21

1927-28 (PCC)

NORTH	W	L	PCT	ALL
1. WASH	9	1	.900	22-6
2. ORE	8	2	.800	18-3
3. IDA	4	6	.400	7-7
4. OSU	4	6	.400	15-16
5. MONT	4	6	.400	6-8
6. WSU	1	9	.100	7-17

SOUTH	W	L	PCT	ALL
1. USC	6	3	.667	22-4
2. CAL	6	3	.667	9-6
3. UCLA	5	4	.556	10-5
4. STAN	1	8	.111	8-13

South Playoff: USC def. CAL in 2 of 3 regular season games

Playoff: USC 53, WASH 50
USC 27, WASH 26

1928-29 (PCC)

NORTH	W	L	PCT	ALL
1. WASH	10	0	1.000	18-2
2. IDA	6	4	.600	11-10
3. WSU	5	5	.500	9-14
4. OSU	4	6	.400	12-8
5. ORE	3	7	.300	10-8
6. MONT	2	8	.200	9-11

SOUTH	W	L	PCT	ALL
1. CAL	9	0	1.000	17-3
2. STAN	6	3	.667	13-6
3. USC	2	7	.222	16-6
4. UCLA	1	8	.111	7-9

Playoff: CAL 43, WASH 21
CAL 30, WASH 27

1929-30 (PCC)

NORTH	W	L	PCT	ALL
1. WASH	12	4	.750	21-7
2. WSU	9	7	.562	14-12
3. ORE	8	8	.500	14-12
4. OSU	7	9	.437	14-13
5. IDA	4	12	.250	7-18

SOUTH	W	L	PCT	ALL
1. USC	7	2	.778	15-5
2. CAL	6	3	.667	9-8
3. UCLA	3	6	.333	14-8
4. STAN	2	7	.222	10-9

Playoff: USC 46, WASH 31
WASH 36, USC 31
USC 37, WASH 29

1930-31 (PCC)

NORTH	W	L	PCT	ALL
1. WASH	14	2	.875	25-3
2. WSU	10	6	.625	18-7
3. OSU	9	7	.562	19-9
4. ORE	6	10	.375	12-10
5. IDA	1	15	.062	3-16

SOUTH	W	L	PCT	ALL
1. CAL	6	3	.667	12-10
2. USC	5	4	.556	8-8
3. UCLA	4	5	.444	9-6
4. STAN	3	6	.333	8-9

Playoff: WASH 41, CAL 25
CAL 36, WASH 34
WASH 42, CAL 30

1931-32 (PCC)

NORTH	W	L	PCT	ALL
1. WASH	12	4	.750	19-6
2. WSU	11	5	.687	22-5
3. OSU	8	8	.500	12-12
4. ORE	7	9	.437	13-11
5. IDA	2	14	.125	8-16

SOUTH	W	L	PCT	ALL
1. CAL	8	3	.727	16-8
2. USC	8	3	.727	10-12
3. UCLA	4	7	.363	9-10
4. STAN	2	9	.181	6-13

South Playoff: CAL 26, USC 22
Playoff: CAL 22, WASH 21
CAL 36, WASH 24

1932-33 (PCC)

NORTH	W	L	PCT	ALL
1. OSU	12	4	.750	21-6
2. WASH	10	6	.625	22-6
3. WSU	8	8	.500	17-8
4. IDA	8	8	.500	8-8
5. ORE	2	14	.125	8-19

SOUTH	W	L	PCT	ALL
1. USC	10	1	.909	18-5
2. CAL	8	3	.727	18-7
3. STAN	3	8	.272	9-18
4. UCLA	1	10	.091	10-11

Playoff: OSU 35, USC 33
USC 39, OSU 28
OSU 24, USC 19

1933-34 (PCC)

NORTH	W	L	PCT	ALL
1. WASH	14	2	.875	20-5
2. ORE	9	7	.562	17-8
3. OSU	7	9	.437	14-10
4. WSU	6	10	.375	14-11
5. IDA	4	12	.250	4-12

SOUTH	W	L	PCT	ALL
1. USC	9	3	.750	16-8
2. CAL	8	4	.667	19-7
3. STAN	5	7	.417	8-12
4. UCLA	2	10	.167	10-13

Playoff: USC 27, WASH 25
WASH 43, USC 41
WASH 34, USC 30

1934-35 (PCC)

NORTH	W	L	PCT	ALL
1. OSU	12	4	.750	19-9
2. WASH	11	5	.687	16-8
3. ORE	7	9	.437	16-12
4. WSU	6	10	.375	12-12
5. IDA	4	12	.250	4-12

SOUTH	W	L	PCT	ALL
1. USC	11	1	.917	20-6
2. CAL	5	7	.417	11-14
3. STAN	4	8	.333	9-18
4. UCLA	4	8	.333	11-12

Playoff: OSU 38, USC 35
USC 36, OSU 31
USC 32, OSU 31

1935-36 (PCC)

NORTH	W	L	PCT	ALL
1. WASH	13	3	.812	25-7
2. OSU	10	6	.625	16-9
3. WSU	8	8	.500	22-8
4. ORE	7	9	.437	20-11
5. IDA	2	14	.125	2-14

SOUTH	W	L	PCT	ALL
1. STAN	8	4	.667	22-7
2. USC	8	4	.667	14-12
3. CAL	6	6	.500	13-16
4. UCLA	2	10	.167	10-13

South Playoff: STAN 39, USC 36
Playoff: STAN 60, WASH 39
STAN 48, WASH 38

1936-37 (PCC)

NORTH	W	L	PCT	ALL
1. WSU	11	5	.687	24-8
2. ORE	11	5	.687	20-9
3. WASH	11	5	.687	15-11
4. OSU	5	11	.312	11-14
5. IDA	2	14	.125	8-18

Playoff: WSU 42, ORE 25
WSU 36, WASH 33

SOUTH	W	L	PCT	ALL
1. STAN	10	2	.833	25-2
2. USC	8	4	.667	19-6
3. CAL	4	8	.333	17-10
4. UCLA	2	10	.167	6-13

Playoff: STAN 31, WSU 28
STAN 41, WSU 40

1937-38 (PCC)

NORTH	W	L	PCT	ALL
1. ORE	14	6	.700	25-8
2. WASH	13	7	.650	29-7
3. WSU	12	8	.600	19-11
4. IDA	12	8	.600	12-8
5. OSU	6	14	.300	17-16
6. MONT	3	17	.150	10-19

SOUTH	W	L	PCT	ALL
1. STAN	10	2	.833	21-3
2. CAL	8	4	.667	18-11
3. USC	6	6	.500	17-9
4. UCLA	0	12	.000	4-20

Playoff: STAN 52, ORE 39
STAN 59, ORE 51

1938-39 (PCC)

NORTH	W	L	PCT	ALL
1. ORE (NCAA*)	14	2	.875	29-5
2. WASH	11	5	.687	20-5
3. WSU	8	8	.500	23-10
4. OSU	6	10	.375	13-11
5. IDA	1	15	.062	12-19

SOUTH	W	L	PCT	ALL
1. CAL	9	3	.750	24-8
2. USC	9	3	.750	20-5
3. STAN	6	6	.500	16-9
4. UCLA	0	12	.000	7-20

* - NCAA Champion
South Playoff: CAL 42, USC 36
Playoff: ORE 54, CAL 49
ORE 53, CAL 47

1939-40 (PCC)

NORTH	W	L	PCT	ALL
1. OSU	12	4	.750	27-11
2. ORE	10	6	.625	19-12
3. WSU	9	7	.562	23-10
4. WASH	6	10	.325	10-15
5. IDA	3	13	.187	11-15

SOUTH	W	L	PCT	ALL
1. USC (NCAA*)	10	2	.833	20-3
2. STAN	6	6	.500	14-9
3. CAL	5	7	.467	15-17
4. UCLA	3	9	.250	8-17

* - NCAA third place (tie)
Playoff: USC 53, OSU 41
USC 62, OSU 26

1940-41 (PCC)

NORTH	W	L	PCT	ALL
1. WSU (NCAA*)	13	3	.812	26-6
2. OSU	9	7	.562	19-9
3. ORE	7	9	.437	18-18
4. WASH	7	9	.437	12-13
5. IDA	4	12	.250	14-15

SOUTH	W	L	PCT	ALL
1. STAN	10	2	.833	21-5
2. CAL	6	6	.500	15-12
3. USC	6	6	.500	15-10
4. UCLA	2	10	.167	6-20

* - NCAA runner-up
Playoff: WSU 46, STAN 43
WSU 44, STAN 40

1941-42 (PCC)

NORTH	W	L	PCT	ALL
1. OSU	11	5	.688	18-9
2. WASH	10	6	.625	18-7
3. WSU	9	7	.562	21-8
4. ORE	7	9	.437	12-15
5. IDA	3	13	.187	12-16

SOUTH	W	L	PCT	ALL
1. STAN (NCAA*)	11	1	.917	28-4
2. USC	7	5	.583	12-8
3. CAL	4	8	.333	11-19
4. UCLA	2	10	.167	5-18

* - NCAA Champion
Playoff: STAN 41, OSU 28
OSU 42, STAN 33
STAN 40, OSU 35

1942-43 (PCC)

NORTH	W	L	PCT	ALL
1. WASH (NCAA)	12	4	.750	24-7
2. ORE	10	6	.625	19-10
3. WSU	9	7	.562	19-11
4. OSU	8	8	.500	19-9
5. IDA	1	15	.062	14-20

SOUTH	W	L	PCT	ALL
1. USC	7	1	.875	23-5
2. UCLA	4	4	.500	14-7
3. STAN	4	4	.500	10-11
4. CAL	1	7	.125	9-15

Playoff: WASH 53, USC 51
WASH 52, USC 45

1943-44 (PCC)

NORTH	W	L	PCT	ALL
1. WASH	15	1	.937	26-6
2. ORE	11	5	.687	16-10
3. IDA	5	11	.312	7-16
4. OSU	5	11	.312	8-16
5. WSU	4	12	.250	8-19

SOUTH	W	L	PCT	ALL
1. CAL	4	0	1.000	7-3
2. UCLA	3	3	.500	10-10
3. USC	1	5	.167	8-12

No Conference playoff held.

1944-45 (PCC)

NORTH	W	L	PCT	ALL
1. ORE (NCAA)	11	5	.687	30-15
2. WSU	11	5	.687	23-13
3. OSU	10	6	.625	20-8
4. WASH	5	11	.312	22-18
5. IDA	3	13	.188	13-20

Playoff: ORE 51, WSU 41
WSU 53, ORE 48
ORE 39, WSU 37

SOUTH	W	L	PCT	ALL
1. UCLA	3	1	.750	12-12
2. USC	2	2	.500	15-9
3. CAL	1	3	.250	7-8

No Conference playoff held.

1945-46 (PCC)

NORTH	W	L	PCT	ALL
1. IDA	11	5	.687	23-11
2. OSU	10	6	.625	13-11
3. ORE	8	8	.500	16-17
4. WASH	6	10	.375	14-14
5. WSU	5	11	.312	16-13

SOUTH	W	L	PCT	ALL
1. CAL (NCAA*)	11	1	.917	30-6
2. USC	8	4	.667	14-7
3. UCLA	5	7	.417	8-16
4. STAN	0	12	.000	6-18

* - NCAA fourth place
Playoff: CAL 52, IDA 37
IDA 28, CAL 23
CAL 53, IDA 36

1946-47 (PCC)

NORTH	W	L	PCT	ALL
1. OSU (NCAA)	13	3	.812	28-5
2. WSU	11	5	.687	23-10
3. WASH	8	8	.500	16-8
4. ORE	7	9	.437	18-9
5. IDA	1	15	.062	4-24

SOUTH	W	L	PCT	ALL
1. UCLA	9	3	.750	18-7
2. CAL	8	4	.667	20-11
3. STAN	5	7	.417	15-16
4. USC	2	10	.167	10-14

Playoff: OSU 69, UCLA 52
OSU 63, UCLA 46

1947-48 (PCC)

NORTH	W	L	PCT	ALL
1. WASH (NCAA)	10	6	.625	23-11
2. OSU	10	6	.625	21-13
3. WSU	9	7	.563	19-10
4. ORE	8	8	.500	18-11
5. IDA	3	13	.188	17-15

Playoff: WASH 59, OSU 42

SOUTH	W	L	PCT	ALL
1. CAL	11	1	.917	25-9
2. USC	7	5	.583	14-10
3. UCLA	3	9	.250	12-13
4. STAN	3	9	.250	15-11

Playoff: CAL 64, WASH 51
WASH 64, CAL 57
WASH 54, CAL 49

1948-49 (PCC)

NORTH	W	L	PCT	ALL
1. OSU (NCAA*)	12	4	.750	24-12
2. WSU	8	8	.500	21-9
3. ORE	7	9	.437	12-18
4. IDA	7	9	.437	17-15
5. WASH	6	10	.375	11-15

SOUTH	W	L	PCT	ALL
1. UCLA	10	2	.714	22-7
2. USC	8	4	.667	14-10
3. STAN	5	7	.417	19-9
4. CAL	1	11	.083	14-19

* - NCAA fourth place
Playoff: OSU 53, UCLA 41
UCLA 47, OSU 39
OSU 41, UCLA 35

YEARLY CONFERENCE STANDINGS



1949-50 (PCC)

NORTH	W	L	PCT	ALL
1. WSU	11	5	.687	19-13
2. WASH	8	8	.500	19-10
3. OSU	8	8	.500	13-14
4. IDA	7	9	.437	15-17
5. ORE	6	10	.375	9-19

SOUTH	W	L	PCT	ALL
1. UCLA (NCAA)	10	2	.833	24-7
2. USC	7	5	.583	16-8
3. CAL	4	8	.333	10-17
4. STAN	3	9	.250	11-14

Playoff: UCLA 60, WSU 58
UCLA 52, WSU 49

1950-51 (PCC)

NORTH	W	L	PCT	ALL
1. WASH (NCAA)	11	5	.688	24-6
2. ORE	10	6	.625	18-13
3. WSU	7	9	.438	17-15
4. IDA	6	10	.375	15-14
5. OSU	6	10	.375	14-18

SOUTH	W	L	PCT	ALL
1. UCLA	8	4	.667	19-10
2. USC	8	4	.667	21-6
3. STAN	5	7	.417	12-14
4. CAL	3	9	.250	16-16

South Playoff: UCLA 49, USC 41
Playoff: WASH 70, UCLA 51
WASH 71, UCLA 54

1951-52 (PCC)

NORTH	W	L	PCT	ALL
1. WASH	14	2	.875	25-6
2. IDA	9	7	.563	19-13
3. ORE	8	8	.500	14-16
4. WSU	6	10	.375	19-16
5. OSU	3	13	.188	9-19

SOUTH	W	L	PCT	ALL
1. UCLA (NCAA)	8	4	.667	19-12
2. STAN	6	6	.500	19-8
3. CAL	6	6	.500	17-13
4. USC	4	8	.333	16-14

Playoff: UCLA 65, WASH 53
WASH 53, UCLA 50
UCLA 60, WASH 50

1952-53 (PCC)

NORTH	W	L	PCT	ALL
1. WASH (NCAA*)	15	1	.938	30-3
2. IDA	8	8	.500	15-12
3. ORE	8	8	.500	14-14
4. OSU	6	10	.375	11-18
5. WSU	3	13	.188	7-27

SOUTH	W	L	PCT	ALL
1. CAL	9	3	.750	16-10
2. USC	7	5	.583	17-5
3. UCLA	6	6	.500	16-8
4. STAN	2	10	.167	7-20

* - NCAA third place
Playoff: WASH 60, CAL 47
WASH 80, CAL 57

1953-54 (PCC)

NORTH	W	L	PCT	ALL
1. OSU	11	5	.687	22-8
2. IDA	9	7	.563	15-8
3. ORE	9	7	.563	17-10
4. WASH	7	9	.437	8-18
5. WSU	4	12	.250	10-17

SOUTH	W	L	PCT	ALL
1. USC (NCAA*)	8	4	.667	19-14
2. UCLA	7	5	.583	18-7
3. CAL	6	6	.500	17-7
4. STAN	3	9	.250	15-10

* - NCAA fourth place
Playoff: USC 53, OSU 48
OSU 65, USC 47
USC 48, OSU 45

1954-55 (PCC)

NORTH	W	L	PCT	ALL
1. OSU (NCAA)	15	1	.938	22-8
2. ORE	8	8	.500	13-13
3. WASH	7	9	.438	13-12
4. WSU	5	11	.313	11-15
5. IDA	5	11	.313	8-18

SOUTH	W	L	PCT	ALL
1. UCLA	11	1	.917	21-5
2. STAN	7	5	.583	17-8
3. USC	5	7	.417	14-11
4. CAL	1	11	.083	9-16

Playoff: OSU 82, UCLA 75
OSU 82, UCLA 64

1955-56 (PCC)

NORTH	W	L	PCT	ALL
1. UCLA (NCAA)	16	0	1.000	22-6
2. WASH	11	5	.688	15-11
3. STAN	10	6	.625	18-6
4. CAL	10	6	.625	17-8
5. USC	9	7	.563	14-12
6. ORE	5	11	.313	11-15
7. OSU	5	11	.313	8-18
8. IDA	4	12	.250	6-19
9. WSU	2	14	.125	4-22

SOUTH	W	L	PCT	ALL
1. CAL (NCAA)	14	2	.875	21-5
2. UCLA	13	3	.813	22-4
3. WASH	13	3	.813	17-9
4. USC	9	7	.563	16-12
5. STAN	7	9	.438	11-15
6. OSU	6	10	.375	11-15
7. IDA	4	12	.250	10-16
8. WSU	4	12	.250	8-18
9. ORE	2	14	.125	4-21

1956-57 (PCC)

NORTH	W	L	PCT	ALL
1. CAL (NCAA)	14	2	.875	21-5
2. UCLA	13	3	.813	22-4
3. WASH	13	3	.813	17-9
4. USC	9	7	.563	16-12
5. STAN	7	9	.438	11-15
6. OSU	6	10	.375	11-15
7. IDA	4	12	.250	10-16
8. WSU	4	12	.250	8-18
9. ORE	2	14	.125	4-21

SOUTH	W	L	PCT	ALL
1. CAL	9	3	.750	16-10
2. USC	7	5	.583	17-5
3. UCLA	6	6	.500	16-8
4. STAN	2	10	.167	7-20

1957-58 (PCC)

NORTH	W	L	PCT	ALL
1. OSU	12	4	.750	20-6
2. CAL (NCAA)	12	4	.750	19-9
3. UCLA	10	6	.625	16-10
4. IDA	9	7	.563	17-9
5. USC	8	8	.500	12-13
6. STAN	7	9	.438	12-13
7. ORE	6	10	.375	13-11
8. WASH	5	11	.313	8-18
9. WSU	3	13	.188	7-19

* - NCAA fourth place

1958-59 (PCC)

NORTH	W	L	PCT	ALL
1. CAL (NCAA*)	14	2	.875	25-4
2. WASH	11	5	.688	18-8
3. UCLA	10	6	.625	16-9
4. STAN	10	6	.625	16-9
5. USC	8	8	.500	15-11
6. OSU	7	9	.438	13-13
7. IDA	6	10	.375	12-14
8. ORE	3	13	.188	9-16
9. WSU	3	13	.188	10-16

SOUTH	W	L	PCT	ALL
1. USC (NCAA*)	8	4	.667	19-14
2. UCLA	7	5	.583	18-7
3. CAL	6	6	.500	17-7
4. STAN	3	9	.250	15-10

* - NCAA Champion

1959-60 (AAWU)

NORTH	W	L	PCT	ALL
1. CAL (NCAA*)	11	1	.917	28-2
2. UCLA	7	5	.583	14-12
3. USC (NCAA)	5	7	.417	16-11
4. STAN	4	7	.364	11-14
5. WASH	2	9	.182	15-13

* - NCAA runner-up

1960-61 (AAWU)

NORTH	W	L	PCT	ALL
1. USC (NCAA)	9	3	.750	21-8
2. UCLA	7	5	.583	18-8
3. WASH	6	6	.500	13-13
4. CAL	5	7	.417	16-10
5. STAN	3	9	.250	7-17

1961-62 (AAWU)

NORTH	W	L	PCT	ALL
1. UCLA (NCAA*)	10	2	.833	18-11
2. STAN	8	4	.667	16-6
3. WASH	5	7	.417	16-10
4. USC	5	7	.417	14-11
5. CAL	2	10	.167	8-17

* - NCAA fourth place

1962-63 (AAWU)

NORTH	W	L	PCT	ALL
1. UCLA (NCAA)	7	5	.583	20-9
2. STAN	7	5	.583	16-9
3. USC	6	6	.500	20-9
4. WASH	6	6	.500	13-13
5. CAL	4	8	.333	13-11

1963-64 (AAWU)

NORTH	W	L	PCT	ALL
1. UCLA (NCAA*)	15	0	1.000	30-0
2. STAN	9	6	.600	15-10
3. CAL	8	7	.533	13-14
4. USC	6	9	.400	10-16
5. WASH	5	10	.333	9-17
6. WSU	2	13	.133	5-21

* - NCAA Champion

1964-65 (AAWU)

NORTH	W	L	PCT	ALL
1. UCLA (NCAA*)	14	0	1.000	28-2
2. STAN	9	5	.643	15-8
3. USC	8	6	.571	14-12
4. OSU	7	7	.500	16-10
5. WSU	6	8	.429	9-17
6. WASH	5	9	.357	9-16
7. CAL	4	10	.286	8-15
8. ORE	3	11	.214	9-17

* - NCAA Champion

1965-66 (AAWU)

NORTH	W	L	PCT	ALL
1. OSU (NCAA)	12	2	.857	21-7
2. UCLA	10	4	.714	18-8
3. STAN	8	6	.571	13-12
4. WSU	6	8	.429	15-11
5. ORE	6	8	.429	13-13
6. USC	6	8	.429	13-13
7. WASH	4	10	.286	10-15
8. CAL	4	10	.286	9-16

SOUTH	W	L	PCT	ALL
1. UCLA (NCAA*)	14	0	1.000	30-0
2. WSU	8	6	.571	15-11
3. OSU	8	6	.571	14-14
4. STAN	7	7	.500	15-11
5. CAL	6	8	.429	17-10
6. WASH	6	8	.429	13-12
7. USC	6	8	.429	13-12
8. ORE	1	13	.071	9-17

* - NCAA Champion

1966-67 (AAWU)

NORTH	W	L	PCT	ALL
1. UCLA (NCAA*)	14	0	1.000	30-0
2. WSU	8	6	.571	15-11
3. OSU	8	6	.571	14-14
4. STAN	7	7	.500	15-11
5. CAL	6	8	.429	17-10
6. WASH	6	8	.429	13-12
7. USC	6	8	.429	13-12
8. ORE	1	13	.071	9-17

* - NCAA Champion

1967-68 (AAWU)

NORTH	W	L	PCT	ALL
1. UCLA (NCAA*)	14	0	1.000	29-1
2. USC	11	3	.786	18-8
3. WSU	8	6	.571	16-9
4. CAL	7	7	.500	16-9
5. OSU	5	9	.357	12-13
6. STAN	5	9	.357	11-15
7. WASH	4	10	.286	12-14
8. ORE	2	12	.143	7-19

* - NCAA Champion

1968-69 (Pac-8)

NORTH	W	L	PCT	ALL
1.				

1970-71 (Pac-8)

	W	L	PCT	ALL
1. UCLA (NCAA*)	14	0	1.000	29-1
2. USC	12	2	.857	24-2
3. ORE	8	6	.571	17-9
4. CAL	8	6	.571	16-9
5. WASH	6	8	.429	15-13
6. OSU	4	10	.286	12-14
7. WSU	2	12	.143	12-14
8. STAN	2	12	.143	6-20

* - NCAA Champion

1971-72 (Pac-8)

	W	L	PCT	ALL
1. UCLA (NCAA*)	14	0	1.000	30-0
2. WASH	10	4	.714	20-6
3. OSU	9	5	.643	18-10
4. USC	9	5	.643	16-10
5. CAL	6	8	.429	13-16
6. STAN	5	9	.357	10-15
7. WSU	3	11	.214	11-15
8. ORE	0	14	.000	6-20

* - NCAA Champion

1972-73 (Pac-8)

	W	L	PCT	ALL
1. UCLA (NCAA*)	14	0	1.000	30-0
2. USC (NIT)	9	5	.643	18-10
3. ORE	8	6	.571	16-10
4. STAN	7	7	.500	14-11
5. WASH	6	8	.429	16-11
6. OSU	6	8	.429	15-11
7. CAL	4	10	.286	11-15
8. WSU	2	12	.143	6-20

* - NCAA Champion

1973-74 (Pac-8)

	W	L	PCT	ALL
1. UCLA (NCAA*)	12	2	.857	26-4
2. USC	11	3	.785	24-5
3. ORE	9	5	.643	15-11
4. WASH	7	7	.500	16-10
5. OSU	6	8	.429	13-13
6. STAN	5	9	.357	11-14
7. CAL	3	11	.214	9-17
8. WSU	3	11	.214	8-21

* - NCAA third place

1974-75 (Pac-8)

	W	L	PCT	ALL
1. UCLA (NCAA*)	12	2	.857	28-3
2. OSU (NCAA)	10	4	.714	19-12
3. USC	8	6	.571	18-8
4. CAL	7	7	.500	17-9
5. ORE (NIT^)	6	8	.429	21-9
6. WASH	6	8	.429	16-10
7. STAN	6	8	.429	12-14
8. WSU	1	13	.071	10-16

* - NCAA Champion

^ - NIT third place

1975-76 (Pac-8)

	W	L	PCT	ALL
1. UCLA (NCAA*)	12	2	.857	27-5
2. OSU^	10	4	.714	18-9
3. ORE (NIT)	10	4	.714	19-11
4. WASH (NCAA)	9	5	.643	22-6
5. WSU	8	6	.571	18-8
6. CAL	4	10	.286	12-14
7. STAN	3	11	.214	9-18
8. USC	0	14	.000	11-16

* - NCAA third place

^ - OSU record does not include forfeits of 15 wins – including seven Conference victories – as required by the NCAA as a result of an ineligible player participating under a court order.

1976-77 (Pac-8)

	W	L	PCT	ALL
1. UCLA (NCAA)	11	3	.786	24-5
2. ORE (NIT)	9	5	.643	19-10
3. WSU	8	6	.571	19-8
4. WASH	8	6	.571	17-10
5. OSU	8	6	.571	16-13
6. CAL	7	7	.500	12-15
7. STAN	3	11	.214	11-16
8. USC	2	12	.143	6-20

1977-78 (Pac-8)

	W	L	PCT	ALL
1. UCLA (NCAA)	14	0	1.000	25-3
2. OSU	9	5	.643	16-11
3. WSU	7	7	.500	16-11
4. USC	7	7	.500	14-13
5. ORE	6	8	.429	16-11
6. WASH	6	8	.429	14-13
7. CAL	4	10	.286	11-16
8. STAN	3	11	.214	13-14

1978-79 (Pac-10)

	W	L	PCT	ALL
1. UCLA (NCAA)	15	3	.833	25-5
2. USC (NCAA)	14	4	.778	20-9
3. OSU (NIT)	11	7	.611	18-10
4. WSU	10	8	.556	18-9
5. ARIZ	10	8	.556	16-11
6. ASU	7	11	.389	16-14
7. ORE	7	11	.389	12-15
8. STAN	6	12	.333	12-15
9. WASH	6	12	.333	11-16
10. CAL	4	14	.222	6-21

1979-80 (Pac-10)

	W	L	PCT	ALL
1. OSU (NCAA)^	16	2	.889	26-4
2. ASU (NCAA)	15	3	.833	22-7
3. WSU (NCAA)	14	4	.778	22-6
4. UCLA (NCAA*)	12	6	.667	22-10
5. WASH (NIT)	9	9	.500	18-10
6. ARIZ	6	12	.333	12-15
7. USC	5	13	.278	12-15
8. ORE	5	13	.278	10-17
9. STAN	5	13	.278	7-19
10. CAL	3	15	.167	8-19

* - NCAA runner-up. Postseason record of 5-1 later vacated.

^ - Postseason record of 0-1 later vacated.

1980-81 (Pac-10)

	W	L	PCT	ALL
1. OSU (NCAA)	17	1	.944	26-2
2. ASU (NCAA)	16	2	.889	24-4
3. UCLA (NCAA)	13	5	.722	20-7
4. USC	9	9	.500	14-13
5. WASH	8	10	.444	14-13
6. ARIZ	8	10	.444	13-14
7. ORE	6	12	.333	13-14
8. CAL	5	13	.278	13-14
9. STAN	5	13	.278	9-18
10. WSU	3	15	.167	10-17

^ - Postseason record of 0-1 later vacated.

1981-82 (Pac-10)

	W	L	PCT	ALL
1. OSU (NCAA)	16	2	.889	25-5
2. UCLA	14	4	.778	21-6
3. USC (NCAA)	13	5	.722	19-9
4. WASH (NIT)	11	7	.611	19-10
5. WSU	10	8	.556	16-14
6. CAL	8	10	.444	14-13
7. ASU	8	10	.444	13-14
8. ORE	4	14	.222	9-18
9. ARIZ	4	14	.222	9-18
10. STAN	2	16	.111	7-20

^ - Postseason record of 2-1 later vacated.

1982-83 (Pac-10)

	W	L	PCT	ALL
1. UCLA (NCAA)	15	3	.833	23-6
2. WSU (NCAA)	14	4	.778	23-7
3. OSU (NIT)	12	6	.667	20-11
4. ASU (NIT)	12	6	.667	19-14
5. USC	11	7	.611	17-11
6. WASH	7	11	.389	16-15
7. CAL	7	11	.389	14-14
8. STAN	6	12	.333	14-14
9. ORE	5	13	.278	9-18
10. ARIZ	1	17	.056	4-24

1983-84 (Pac-10)

	W	L	PCT	ALL
1. WASH (NCAA)	15	3	.833	24-7
2. OSU (NCAA)	15	3	.833	22-7
3. ORE (NIT)	11	7	.611	16-13
4. UCLA	10	8	.556	17-11
5. STAN	8	10	.444	19-12
6. ASU	8	10	.444	13-15
7. ARIZ	8	10	.444	11-17
8. USC	6	12	.333	11-20
9. CAL	5	13	.278	12-16
10. WSU	4	14	.222	10-18

1984-85 (Pac-10)

	W	L	PCT	ALL
1. WASH (NCAA)	13	5	.722	22-10
2. USC (NCAA)	13	5	.722	19-10
3. OSU (NCAA)	12	6	.667	22-9
4. ARIZ (NCAA)	12	6	.667	21-10
5. UCLA (NIT*)	12	6	.667	21-12
6. ORE	8	10	.444	15-16
7. ASU	7	11	.389	12-16
8. WSU	5	13	.278	13-15
9. CAL	5	13	.278	13-15
10. STAN	3	15	.167	11-17

* - NIT Champion

1985-86 (Pac-10)

	W	L	PCT	ALL
1. ARIZ (NCAA)	14	4	.778	23-9
2. WASH (NCAA)	13	5	.722	19-12
3. CAL (NIT)	11	7	.611	19-10
4. UCLA (NIT)	9	9	.500	15-14
5. ASU	8	10	.444	14-14
6. WSU	8	10	.444	15-16
7. STAN	8	10	.444	14-16
8. OSU	8	10	.444	12-15
9. ORE	6	12	.333	11-17
10. USC	5	13	.278	11-17

1986-87 (Pac-10)

	W	L	PCT	ALL
1. UCLA* (NCAA)	14	4	.778	25-7
2. ARIZ (NCAA)	13	5	.722	18-12
3. WASH (NIT)	10	8	.556	20-15
4. CAL (NIT)	10	8	.556	20-15
5. OSU (NIT)	10	8	.556	19-11
6. STAN	9	9	.500	15-13
7. ORE	8	10	.444	16-14
8. ASU	6	12	.333	11-17
9. WSU	6	12	.333	10-18
10. USC	4	14	.222	9-19

* - Pac-10 Tournament Champion

1987-88 (Pac-10)

	W	L	PCT	ALL
1. ARIZ* (NCAA^)	17	1	.944	35-3
2. OSU (NCAA)	12	6	.667	20-11
3. UCLA	12	6	.667	16-14
4. STAN (NIT)	11	7	.611	21-12
5. ORE (NIT)	10	8	.556	16-14
6. WSU	7	11	.389	13-16
7. ASU	6	12	.333	13-16
8. USC	5	13	.278	7-21
9. CAL	5	13	.278	9-20
10. WASH	5	13	.278	10-19

* - Pac-10 Tournament Champion

^ - NCAA third place (tie)

1988-89 (Pac-10)

	W	L	PCT	ALL
1. ARIZ* (NCAA)	17	1	.944	29-4
2. STAN (NCAA)	15	3	.833	26-7
3. UCLA (NCAA)	13	5	.722	21-10
4. OSU (NCAA)	13	5	.722	22-8
5. CAL (NIT)	10	8	.556	20-13
6. WASH	8	10	.444	12-16
7. ASU	5	13	.278	12-16
8. WSU	4	14	.222	10-19
9. ORE	3	15	.167	8-21
10. USC	2	16	.111	10-22

* - Pac-10 Tournament Champion

1989-90 (Pac-10)

	W	L	PCT	ALL
1. OSU (NCAA)	15	3	.833	22-7
2. ARIZ* (NCAA)	15	3	.833	25-7
3. CAL (NCAA)	12	6	.667	22-10
4. UCLA (NCAA)	11	7	.611	22-11
5. ORE (NIT)	10	8	.556	15-14
6. STAN (NIT)	9	9	.500	18-12
7. USC	6	12	.333	12-16
8. ASU (NIT)	6	12	.333	15-16
9. WASH	5	13	.278	11-17
10. WSU	1	17	.056	7-22

* - Pac-10 Tournament Champion

YEARLY CONFERENCE STANDINGS



1990-91 (Pac-10)

	W	L	PCT	ALL
1. ARIZ (NCAA)	14	4	.778	28-7
2. UCLA (NCAA)	11	7	.611	23-9
3. ASU (NCAA)	10	8	.556	20-10
4. USC (NCAA)	10	8	.556	19-10
5. STAN (NIT*)	8	10	.444	20-13
6. WSU	8	10	.444	16-12
7. OSU	8	10	.444	14-14
8. ORE	8	10	.444	13-15
9. CAL	8	10	.444	13-15
10. WASH	5	13	.278	14-14

* - NIT Champion

1991-92 (Pac-10)

	W	L	PCT	ALL
1. UCLA (NCAA)	16	2	.889	28-5
2. USC (NCAA)	15	3	.833	24-6
3. ARIZ (NCAA)	13	5	.722	24-7
4. STAN (NCAA)	10	8	.556	18-11
5. WSU (NIT)	9	9	.500	22-11
6. ASU (NIT)	9	9	.500	19-14
7. OSU	7	11	.389	15-16
8. WASH	5	13	.278	12-17
9. CAL	4	14	.222	10-18
10. ORE	2	16	.111	6-21

1992-93 (Pac-10)

	W	L	PCT	ALL
1. ARIZ (NCAA)	17	1	.944	24-4
2. CAL (NCAA)	12	6	.667	21-9
3. UCLA (NCAA)	11	7	.611	22-11
4. ASU (NIT)	11	7	.611	18-10
5. USC (NIT)	9	9	.500	18-12
6. WSU	9	9	.500	15-12
7. OSU	9	9	.500	13-14
8. WASH	7	11	.389	13-14
9. ORE	3	15	.177	10-20
10. STAN	2	16	.111	7-23

1993-94 (Pac-10)

	W	L	PCT	ALL
1. ARIZ (NCAA*)	14	4	.778	29-6
2. UCLA (NCAA)	13	5	.722	21-7
3. CAL (NCAA)	13	5	.722	22-8
4. WSU (NCAA)	10	8	.556	20-11
5. STAN (NIT)	10	8	.556	17-11
6. ASU (NIT)	10	8	.556	15-13
7. USC (NIT)	9	9	.500	16-12
8. ORE	6	12	.333	10-17
9. WASH	3	15	.167	5-22
10. OSU	2	16	.125	6-21

* - NCAA third place (tie)

1994-95 (Pac-10)

	W	L	PCT	ALL
1. UCLA (NCAA*)	16	2	.889	31-2
2. ARIZ (NCAA)	13	5	.722	23-8
3. ASU (NCAA)%	12	6	.667	24-9
4. ORE (NCAA)	11	7	.611	19-9
5. STAN (NCAA)	10	8	.556	20-9
6. WSU (NIT)	10	8	.556	18-12
7. OSU	6	12	.333	9-18
8. CAL^	5	13	.333	13-14
9. WASH	5	13	.278	9-18
10. USC	2	16	.111	7-21

^ As required by the NCAA, California later forfeited five league wins and 13 victories overall due to the participation of an ineligible player. Additional wins were credited to Arizona, UCLA and Washington. Two additional wins were granted to USC.

& - Postseason record of 2-1 later vacated.

* - NCAA Champion

1995-96 (Pac-10)

	W	L	PCT	ALL
1. UCLA (NCAA)	16	2	.889	23-8
2. ARIZ (NCAA)	13	5	.722	26-7
3. STAN (NCAA)	12	6	.667	20-9
4. CAL^ (NCAA)	11	7	.611	17-10
5. WASH (NIT)	9	9	.500	16-12
6. ORE	9	9	.500	16-13
7. WSU (NIT)	8	10	.444	17-12
8. ASU	6	12	.333	11-16
9. USC	4	14	.222	11-19
10. OSU	2	16	.111	4-23

^ As required by the NCAA, California later forfeited nine league wins and 15 victories overall due to the participation of an ineligible player. Additional victories were awarded to Arizona, Arizona State, Oregon, Stanford and Washington State. Oregon State and USC were granted two victories each.

1996-97 (Pac-10)

	W	L	PCT	ALL
1. UCLA (NCAA)	15	3	.833	24-8
2. STAN (NCAA)	12	6	.667	22-8
3. CAL (NCAA)	12	6	.667	23-9
4. USC (NCAA)	12	6	.667	17-11
5. ARIZ (NCAA*)	11	7	.611	25-9
6. WASH (NIT)	10	8	.556	17-11
7. ORE (NIT)	8	10	.444	17-11
8. WSU	5	13	.278	13-17
9. OSU	3	15	.167	7-20
10. ASU	2	16	.111	10-20

* - NCAA Champion

1997-98 (Pac-10)

	W	L	PCT	ALL
1. ARIZ (NCAA)	17	1	.944	30-5
2. STAN (NCAA)	15	3	.833	30-5
3. UCLA (NCAA)	12	6	.667	24-9
4. WASH (NCAA)	11	7	.611	20-10
5. ASU (NIT)	8	10	.444	18-14
6. ORE	8	10	.444	13-14
7. CAL	8	10	.444	12-15
8. USC	5	13	.278	9-19
9. OSU	3	15	.167	13-17
10. WSU	3	15	.167	10-19

1998-99 (Pac-10)

	W	L	PCT	ALL
1. STAN (NCAA)	15	3	.833	26-7
2. ARIZ (NCAA)%	13	5	.722	22-7
3. UCLA (NCAA)#	12	6	.667	22-9
4. WASH (NCAA)	10	8	.556	17-12
5. CAL (NIT*)	8	10	.444	22-11
6. ORE (NIT^)	8	10	.444	19-13
7. USC	7	11	.389	15-13
8. OSU	7	11	.389	13-14
9. ASU	6	12	.333	14-16
10. WSU	4	14	.222	10-19

* - NIT Champion

^ - NIT Final Four (4th place)

% - Postseason record of 0-1 later vacated.

- Postseason record of 0-1 later vacated.

1999-2000 (Pac-10)

	W	L	PCT	ALL
1. STAN (NCAA)	15	3	.833	27-4
2. ARIZ (NCAA)	15	3	.833	27-7
3. ORE (NCAA)	13	5	.722	22-8
4. UCLA (NCAA)	10	8	.555	21-12
5. ASU (NIT)	10	8	.555	19-13
6. USC	9	9	.500	16-14
7. CAL (NIT)	7	11	.389	18-15
8. OSU	5	13	.278	13-16
9. WASH	5	13	.278	10-20
10. WSU	1	17	.056	6-22

2000-01 (Pac-10)

	W	L	PCT	ALL
1. STAN (NCAA)	16	2	.889	31-3
2. ARIZ (NCAA*)	15	3	.833	28-8
3. UCLA (NCAA)	14	4	.778	23-9
4. USC (NCAA)	11	7	.611	24-10
5. CAL (NCAA)	11	7	.611	20-11
6. ORE	5	13	.278	14-14
7. ASU	5	13	.278	13-16
8. WSU	5	13	.278	12-16
9. OSU	4	14	.222	10-20
10. WASH	4	14	.222	10-20

* - NCAA runner-up

2001-02 (Pac-10)

	W	L	PCT	ALL
1. ORE (NCAA)	14	4	.777	26-9
2. CAL (NCAA)	12	6	.667	23-9
3. ARIZ* (NCAA)	12	6	.667	24-10
4. USC (NCAA)	12	6	.667	22-10
5. STAN (NCAA)	12	6	.667	20-10
6. UCLA (NCAA)	11	7	.611	21-12
7. ASU (NIT)	7	11	.388	14-15
8. WASH	5	13	.278	11-18
9. OSU	4	14	.222	12-17
10. WSU	1	17	.056	6-21

* - Pac-10 Tournament Champion

2002-03 (Pac-10)

	W	L	PCT	ALL
1. ARIZ (NCAA)	17	1	.944	28-4
2. STAN (NCAA)	14	4	.778	24-9
3. CAL (NCAA)	13	5	.722	22-9
4. ASU (NCAA)	11	7	.611	20-12
5. ORE* (NCAA)	10	8	.556	23-10
6. OSU	6	12	.333	13-15
7. USC	6	12	.333	13-17
8. UCLA	6	12	.333	10-19
9. WASH	5	13	.278	10-17
10. WSU	2	16	.111	7-20

* - Pac-10 Tournament Champion

2003-04 (Pac-10)

	W	L	PCT	ALL
1. STAN* (NCAA)	17	1	.944	30-2
2. WASH (NCAA)	12	6	.667	19-12
3. ARIZ (NCAA)	11	7	.611	20-10
4. ORE (NIT)	9	9	.500	18-13
5. CAL	9	9	.500	13-15
6. USC	8	10	.444	13-15
7. WSU	7	11	.389	13-16
8. UCLA	7	11	.389	11-17
9. OSU	6	12	.333	12-16
10. ASU	4	14	.222	10-17

* - Pac-10 Tournament Champion

2004-05 (Pac-10)

	W	L	PCT	ALL
1. ARIZ (NCAA)	15	3	.833	30-7
2. WASH* (NCAA)	14	4	.777	29-6
3. UCLA (NCAA)	11	7	.611	18-11
4. STAN (NCAA)	11	7	.611	18-13
5. OSU (NIT)	8	10	.444	17-15
6. ASU (NIT)	7	11	.389	18-14
7. WSU	7	11	.389	12-16
8. ORE	6	12	.333	14-13
9. CAL	6	12	.333	13-16
10. USC	5	13	.278	12-17

* - Pac-10 Tournament Champion

2005-06 (Pac-10)

	W	L	PCT	ALL
1. UCLA* (NCAA^)	14	4	.778	32-7
2. WASH (NCAA)	13	5	.722	26-7
3. CAL (NCAA)	12	6	.667	20-11
4. ARIZ (NCAA)	11	7	.611	20-13
5. STAN (NIT)	11	7	.611	16-14
6. USC	8	10	.444	17-13
7. ORE	7	11	.389	15-18
8. OSU	5	13	.278	13-18
9. ASU	5	13	.278	11-17
10. WSU	4	14	.222	11-17

* - Pac-10 Tournament Champion

^ - NCAA runner-up

2006-07 (Pac-10)

	W	L	PCT	ALL
1. UCLA (NCAA^)	15	3	.833	30-6
2. WSU (NCAA)	13	5	.722	26-8
3. ORE* (NCAA)	11	7	.611	29-8
4. USC (NCAA)	11	7	.611	25-12
5. ARIZ (NCAA)	11	7	.611	20-11
6. STAN (NCAA)	10	8	.556	18-13
7. WASH	8	10	.444	19-13
8. CAL	6	12	.333	16-17
9. OSU	3	15	.167	11-21
10. ASU	2	16	.111	8-22

* - Pac-10 Tournament Champion

^ - NCAA Final Four

2007-08 (Pac-10)

	W	L	PCT	ALL
1. UCLA* (NCAA)^16	2	.889	35-4	
2. STAN (NCAA)	13	5	.722	28-8
3. WSU (NCAA)	11	7	.600	26-9
4. USC (NCAA)&	11	7	.600	21-12
5. ASU (NIT)	9	9	.500	21-13
6. ORE (NCAA)	9	9	.500	18-14
7. ARIZ (NCAA)%	8	10	.444	19-15
8. WASH (CBI)	7	11	.389	16-17
9. CAL (NIT)	6	12	.333	17-16
10. OSU	0	18	.000	6-25

* - Pac-10 Tournament Champion

^ - NCAA Final Four

& - 21 wins and one loss later vacated due to NCAA penalty.

% - 19 wins and one loss later vacated due to NCAA penalty

2008-09 (Pac-10)

	W	L	PCT	ALL
1. WASH (NCAA)	14	4	.777	26-9
2. UCLA (NCAA)	13	5	.722	26-9
3. ASU (NCAA)	11	7	.611	25-10
4. CAL (NCAA)	11	7	.611	22-11
5. USC* (NCAA)	9	9	.500	22-13
6. ARIZ (NCAA)	9	9	.500	21-14
7. WSU (NIT)	8	10	.444	17-16
8. OSU (CBI)	7	11	.389	18-18
9. STAN (CBI)	6	12	.333	20-14
10. ORE	2	16	.111	8-23

* - Pac-10 Tournament Champion

2009-10 (Pac-10)

	W	L	PCT	ALL
1. CAL (NCAA)	13	5	.722	24-11
2. ASU (NIT)	12	6	.667	22-11
3. WASH* (NCAA)11	7	.611	26-10	
4. ARIZ	10	8	.556	16-15
5. USC	8	10	.444	16-14
6. OSU (CBI)	8	10	.444	14-18
7. UCLA	8	10	.444	14-18
8. ORE	7	11	.389	16-16
9. STAN	7	11	.389	14-18
10. WSU	6	12	.333	16-15

* - Pac-10 Tournament Champion

2010-11 (Pac-10)

	W	L	PCT	ALL
1. ARIZ (NCAA)	14	4	.778	30-8
2. UCLA (NCAA)	13	5	.722	23-11
3. WASH* (NCAA)11	7	.611	24-11	
4. USC (NCAA)	10	8	.556	19-15
5. CAL (NIT)	10	8	.556	18-15
6. WSU (NIT)	9	9	.500	22-12
7. ORE (CBI)	7	11	.389	19-17
8. STAN	7	11	.389	15-16
9. OSU	5	13	.278	11-20
10. ASU	4	14	.222	12-19

* - Pac-10 Tournament Champion

BEST PAC-10 START BEFORE FIRST CONFERENCE LOSS: (Since 1979)

ARIZ	16-0 (1998)
ASU	6-0 (1980)
CAL	7-0 (2003)
ORE	3-0 (1991, '96, '02)
OSU	17-0 (1981)
STAN	17-0 (2004)
UCLA	9-0 (1983)
USC	5-0 (2000, '02)
WASH	6-0 (1982, '84)
WSU	7-0 (1983)

PAC-10 OVERTIME GAMES (Since 1979)

No.	Year
13	1986
10	1984, '88, '00
8	1983, '95, '06, '07, '08, '09
7	1981, '82, '85, '99, '01, '04, '05
6	1998
5	1987, '91, '97, '03, '10
4	1992, '94, '96, '02
3	1979, '80
2	1989, '90
1	1993

PAC-10 OVERTIME GAMES BY SCHOOL: (Since 1979)

1.	WSU.....	45
2.	CAL.....	44
	USC.....	44
	UCLA.....	44
5.	ASU.....	42
6.	ORE.....	37
7.	WASH.....	35
8.	OSU.....	34
9.	STAN.....	30
10.	ARIZ.....	29

ALL-TIME COMPOSITE RECORD



CONFERENCE, ALL-TIME (Since 1916)

	YEARS	TITLES	W	L	PCT
1. Arizona	33	12 (2)	398	196	.670
2. UCLA	84	30 (2)	842	431	.661
3. Washington	95	10 (3)	825	710	.537
4. USC	89	7 (1)	666	637	.511
5. California	94	15 (4)	685	669	.506
6. Oregon State	90	12 (4)	726	742	.495
7. Stanford	91	11 (4)	653	671	.493
8. Oregon	88	4 (1)	646	797	.448
9. Arizona State	33	0	265	329	.445
10. Washington State	89	2	603	853	.413
11. Idaho	40	2	195	369	.346
12. Montana	8	0	15	58	.205

CONFERENCE, 1979-2011 (Pac-10 years)

	YEARS	TITLES	W	L	PCT
1. UCLA	33	10	410	186	.688
2. Arizona	33	12 (2)	398	196	.668
3. Stanford	33	4 (1)	320	274	.537
4. Washington	33	3 (2)	284	310	.477
5. California	33	1	282	312	.473
6. USC	33	1 (1)	274	320	.460
7. Arizona State	33	0	265	329	.445
Oregon State	33	5 (2)	265	329	.445
9. Oregon	33	1	246	348	.413
10. Washington State	33	0	226	368	.379

CONFERENCE, PAST 10 YEARS (2002-2011)

	YEARS	TITLES	W	L	PCT
1. Arizona	10	3	118	62	.656
2. UCLA	10	3	114	66	.633
3. Stanford	10	1	108	72	.600
4. Washington	10	1	100	80	.556
5. California	10	1	98	82	.544
6. USC	10		88	92	.489
7. Oregon	10	1	82	98	.456
8. Arizona State	10		72	108	.400
9. Washington State	10		68	112	.378
10. Oregon State	10		52	128	.289

(Number in parentheses indicates number of shared titles and is included in team total)

ALL GAMES, ALL-TIME

	YEARS	W	L	PCT
1. UCLA	92	1709	755	.694
2. Utah	103	1664	893	.651
3. Arizona	106	1595	880	.644
4. Washington	109	1641	1068	.606
5. USC	105	1473	1070	.579
6. Oregon State	110	1619	1218	.571
7. California	102	1444	1086	.571
8. Stanford	96	1377	1042	.569
9. Oregon	106	1453	1283	.531
10. Arizona State	99	1240	1109	.528
11. Washington State	110	1495	1368	.522
12. Colorado	108	1152	1103	.511

(Totals based on the 2010-11 NCAA Records Book)

Under the Pac-12's current 18-game Conference schedule, no team has finished league play undefeated. Seven times a team has finished league play at 17-1:

1981	OSU
1988	ARIZ
1989	ARIZ
1993	ARIZ
1998	ARIZ
2003	ARIZ
2004	STAN

In addition, seven times a team has reached the halfway point of league play at 9-0:

1980	OSU
1981	OSU
1983	UCLA
1988	ARIZ
1993	ARIZ
1998	ARIZ
2004	STAN

There have been three instances in which a team managed a perfect road record in Pac-10 play (9-0):

1981	OSU
2001	STAN
2003	ARIZ

There have been 24 teams with an unblemished home record in league play (9-0):

1980	OSU
1981	OSU
1982	OSU
1983	WSU
1984	OSU/WASH
1986	ARIZ
1988	ARIZ
1989	ARIZ/STAN
1990	ARIZ/OSU
1991	ARIZ
1992	USC
1993	ARIZ
1996	UCLA
1997	STAN
1998	ARIZ
1999	ARIZ
2000	ARIZ
2002	ORE
2003	STAN
2004	STAN
2005	WASH
2007	UCLA
2011	ARIZ

Cumulative home court records in Pac-12 play:

1979	61-29
1980	53-37
1981	49-41
1982	57-33
1983	58-32
1984	59-31
1985	52-38
1986	59-31
1987	58-32
1988	52-38
1989	53-37
1990	57-33
1991	64-26
1992	56-34
1993	55-35
1994	55-35
1995	51-39
1996	54-36
1997	63-27
1998	54-36
1999	62-28
2000	50-40
2001	51-39
2002	55-35
2003	54-36
2004	55-35
2005	56-34
2006	51-39
2007	55-35
2008	48-42
2009	57-31
2010	56-34
2011	58-32

Cumulative non-conference record (includes postseason):

1979	64-35
1980	69-32
1981	66-26
1982	62-37
1983	69-44
1984	65-46
1985	79-42
1986	63-50
1987	63-41
1988	61-47
1989	71-37
1990	70-33
1991	90-30
1992	88-36
1993	71-39
1994	71-38
1995	83-30
1996	77-39
1997	85-34
1998	89-35
1999	89-30
2000	91-41
2001	95-37
2002	82-38
2003	73-35
2004	62-36
2005	84-31
2006	82-36
2007	103-31
2008	107-34
2009	105-37
2010	80-48
2011	97-47

ARIZ	ASU	CAL	IDA	MON	ORE	OSU	STAN	UCLA	USC	WASH	WSU	CHAMPION	
1915-16	—	—	1t	—	—	—	1t	—	—	—	3	—	California/OSU
1916-17	—	—	2	—	—	6	4	5	—	—	3	1	Washington State
1917-18	—	—	—	—	—	—	—	—	—	—	—	—	—
1918-19	—	—	3	—	—	1	5	6	—	—	4	2	Oregon
1919-20	—	—	2	—	—	6	4	1	—	—	5	3	Stanford
1920-21	—	—	1t	—	—	4	6	1t	—	—	3	5	Stanford/California
1921-22	—	—	3	1	—	8	2	5	—	7	4	6	Idaho
1922-23	—	—	1tS*	1tN*	—	5N	3tN	1tS	—	3	1tN	3tN	Idaho
1923-24	—	—	1S	4N	6N	3N	2N	3S	—	2S	1N	5N	California
1924-25	—	—	1S	3tN	5N	1tN	1tN*	2S	—	—	3tN	6N	California
1925-26	—	—	1S	3N	5N	1N	2N	2S	—	3S	4N	6N	California
1926-27	—	—	1S	2tN	6N	1N	4N	2S	—	3S	2tN	5N	California
1927-28	—	—	1tS	3tN	3tN	2N	3tN	4S	3S	1tS*	1N	6N	USC
1928-29	—	—	1S	2N	6N	5N	4N	2S	4S	3S	1N	3N	California
1929-30	—	—	2S	5N	—	3N	4N	4S	3S	1S	1N	2N	USC
1930-31	—	—	1S	5N	—	4N	3N	4S	3S	2S	1N	2N	Washington
1931-32	—	—	1tS*	5N	—	4N	3N	4S	3S	1tS	1N	2N	California
1932-33	—	—	2S	3tN	—	5N	1N	3S	4S	1S	2N	3tN	Oregon State
1933-34	—	—	2S	5N	—	2N	3N	3S	4S	1S	1N	4N	Washington
1934-35	—	—	2S	5N	—	3N	1N	3tS	3tS	1S	2N	4N	USC
1935-36	—	—	3S	5N	—	4N	2N	1tS*	4S	1tS	1N	3N	Stanford
1936-37	—	—	3S	5N	—	1tN	4N	1S	4S	2S	1tN	1tN	Stanford
1937-38	—	—	2S	3tN	6N	1N	5N	1S	4S	3S	2N	3tN	Stanford
1938-39	—	—	1tS*	5N	—	1N	4N	3S	4S	1tS	2N	3N	Oregon
1939-40	—	—	3S	5N	—	2N	1N	2S	4S	1S	4N	3N	USC
1940-41	—	—	2tS	5N	—	3tN	2N	1S	4S	2tS	3tN	1N	Washington State
1941-42	—	—	3S	5N	—	4N	1N	1S	4S	2S	2N	3N	Stanford
1942-43	—	—	4S	5N	—	2N	4N	2tS	2tS	1S	1N	3N	Washington
1943-44	—	—	1S	3tN	—	2N	3tN	—	2S	3S	1N	5N	Washington/CAL
1944-45	—	—	3S	5N	—	1tN*	3N	—	1S	2S	4N	1tN	Oregon/UCLA
1945-46	—	—	1S	1N	—	3N	2N	4S	3S	2S	4N	5N	California
1946-47	—	—	2S	5N	—	4N	1N	3S	1S	4S	3N	2N	Oregon State
1947-48	—	—	1S	5N	—	4N	1tN	3tS	3tS	2S	1tN*	3N	Washington
1948-49	—	—	4S	3tN	—	3tN	1N	3S	1S	2S	5N	2N	Oregon State
1949-50	—	—	3S	4N	—	5N	2tN	4S	1S	2S	2tN	1N	UCLA
1950-51	—	—	4S	4tN	—	2N	4tN	3S	1tS*	1tS	1N	3N	Washington
1951-52	—	—	2tS	2N	—	3N	5N	2tS	1S	4S	1N	4N	UCLA
1952-53	—	—	1S	2tN	—	2tN	4N	4S	3S	2S	1N	5N	Washington
1953-54	—	—	3S	2tN	—	2tN	1N	4S	2S	1S	4N	5N	USC
1954-55	—	—	4S	4tN	—	2N	1N	2S	1S	3S	3N	4tN	Oregon State
1955-56	—	—	3t	8	—	6t	6t	3t	1	5	2	9	UCLA
1956-57	—	—	1	7t	—	9	6	5	2t	4	2t	7t	California
1957-58	—	—	1t	4	—	7	1t	6	3	5	8	9	OSU/California
1958-59	—	—	1	7	—	8	6	3t	3t	5	2	9	California
1959-60	—	—	1	—	—	—	—	4	2	3	5	—	California
1960-61	—	—	4	—	—	—	—	5	2	1	3	—	USC
1961-62	—	—	5	—	—	—	—	2	1	3t	3t	—	UCLA
1962-63	—	—	5	—	—	—	—	1t	1t	3t	3t	—	Stanford/UCLA
1963-64	—	—	3	—	—	—	—	2	1	4	5	6	UCLA
1964-65	—	—	7	—	—	8	4	2	1	3	6	5	UCLA
1965-66	—	—	7t	—	—	4t	1	3	2	4t	7t	4t	Oregon State
1966-67	—	—	5t	—	—	8	2t	4	1	5t	5t	2t	UCLA
1967-68	—	—	4	—	—	8	5t	5t	1	2	7	3	UCLA
1968-69	—	—	7t	—	—	5t	5t	7t	1	3	4	2	UCLA
1969-70	—	—	6	—	—	4	7	8	1	2t	5	2t	UCLA
1970-71	—	—	3t	—	—	3t	6	7t	1	2	5	7t	UCLA
1971-72	—	—	5	—	—	8	3t	6	1	3t	2	7	UCLA
1972-73	—	—	7	—	—	3	5t	4	1	2	5t	8	UCLA
1973-74	—	—	7t	—	—	3	5	6	1	2	4	7t	UCLA

YEARLY CONFERENCE FINISHES



	ARIZ	ASU	CAL	IDA	MON	ORE	OSU	STAN	UCLA	USC	WASH	WSU	CHAMPION
1974-75	—	—	4	—	—	5t	2	5t	1	3	5t	8	UCLA
1975-76#	—	—	6	—	—	2t	2t	7	1	8	4	5	UCLA
1976-77	—	—	6	—	—	2	4t	7	1	8	4t	3	UCLA
1977-78	—	—	7	—	—	5t	2	8	1	3t	5t	3t	UCLA
1978-79	4t	6t	10	—	—	6t	3	8t	1	2	8t	4t	UCLA
1979-80	6	2	10	—	—	7t	1	7t	4	7t	5	3	Oregon State
1980-81	5t	2	8t	—	—	7	1	8t	3	4	5t	10	Oregon State
1981-82	8t	6t	6t	—	—	8t	1	10	2	3	4	5	Oregon State
1982-83	10	3t	6t	—	—	9	3t	8	1	5	6t	2	UCLA
1983-84	5t	5t	9	—	—	3	1t	5t	4	8	1t	10	OSU/Washington
1984-85	3t	7	9	—	—	6	3t	10	3t	1t	1t	8	USC/Washington
1985-86	1	5t	3	—	—	9	5t	5t	4	10	2	5t	Arizona
1986-87	2	8t	3t	—	—	7	3t	6	1•	10	3t	8t	UCLA
1987-88	1•	7	8t	—	—	5	2t	4	2t	8t	8t	6	Arizona
1988-89	1•	7	5	—	—	9	3t	2	3t	10	6	8	Arizona
1989-90	1t•	7t	3	—	—	5	1t	6	4	7t	9t	9t	Arizona/OSU
1990-91	1	3t	5t	—	—	5t	5t	5t	2	3t	5t	10	Arizona
1991-92	3	5t	9	—	—	10	7	4	1	2	8	5t	UCLA
1992-93	1	3t	2	—	—	9	5t	10	3t	5t	5t	8	Arizona
1993-94	1	4t	2t	—	—	8	10	4t	2t	7	9	4t	Arizona
1994-95&	2	3	8t	—	—	4	7	5t	1	10	8t	5t	UCLA
1995-96&	2	8	4	—	—	5t	10	3	1	9	5t	7	UCLA
1996-97	5	10	2t	—	—	7	9	2t	1	2t	6	8	UCLA
1997-98	1	5t	5t	—	—	5t	9t	2	3	8	4	9t	Arizona
1998-99	2	9	5t	—	—	5t	7t	1	3	7t	4	10	Stanford
1999-00	1t	4t	7	—	—	3	8t	1t	4t	6	8t	10	Arizona/Stanford
2000-01	2	6t	4t	—	—	6t	9t	1	3	4t	9t	6t	Stanford
2001-02	2t•	7	2t	—	—	1	9	2t	6	2t	8	10	Oregon
2002-03	1	4	3	—	—	5•	6t	2	6t	6t	9	10	Arizona
2003-04	3	10	4t	—	—	4t	9	1•	7t	6	2	7t	Stanford
2004-05	1	6t	8t	—	—	8t	6t	3t	3t	10	2	6t	Arizona
2005-06	4t	8t	3	—	—	7	8t	4t	1•	6	2	10	UCLA
2006-07	3t	10	8	—	—	3t•	9	6	1	3t	7	2	UCLA
2007-08	7	5t	9	—	—	5t	10	2	1•	3t	8	3t	UCLA
2008-09	5t	3t	3t	—	—	10	8	9	2	5t	1	7	Washington
2009-10	4	2	1	—	—	8t	5t	8t	5t	5t	3	10	California
2010-11	1	10	5	—	—	7t	9	7t	2	4	3	6	Arizona

Conference champion in **boldface**

* - Divisional champion

• - Pac-10 Tournament champion

- 1975-76 standings reflect on-court standings (Oregon State subsequently forfeited seven Conference games)

& - 1994-95 and 1995-96 reflect on-court standings. (California subsequently forfeited five Conference games in 1995 and nine Conference games in 1996).

Pacific Coast Conference (PCC), 1915-16 - 1958-59

Athletic Association of Western Universities (AAWU), 1959-60 - 1967-68

Pacific-8 Conference (Pac-8), 1968-69 - 1977-78

Pacific-10 Conference (Pac-10), 1978-79 - 2010-11

Pacific-10 Conference (Pac-10), 1978-79 - present

CONFERENCE TITLES BY SCHOOL

(Includes shared titles)

1. UCLA	30
2. California.....	15
3. Arizona.....	12
Oregon State	12
5. Stanford	11
6. Washington	10
7. USC	7
8. Oregon.....	4
9. Idaho	2
Washington State.....	2
11. Arizona State.....	0
12. Montana.....	0

Results since 1978-79 only (the first season of Pac-10 play from Pac-8). # - Non-Conference game

ARIZ vs. ASU

ARIZ leads all-time series, 141-79
Longest Win Streak (Since 1978-79):
ARIZ: 12, 1996-2001; 2002-07
ASU: 9, 1980-1983

First meeting:

1913-14	#ARIZ ... 41-17.....	Tuc
1978-79	#ASU ... 84-82.....	McK
	ASU 76-68.....	UAC
	ARIZ 85-80.....	McK
1979-80	#ASU ... 85-78.....	UAC
	ASU 97-72.....	McK
	ASU 78-72.....	UAC
1980-81	ASU 83-65.....	UAC
	ASU 71-66.....	McK
1981-82	ASU 55-54.....	McK
	ASU 82-56.....	UAC
1982-83	ASU 82-69.....	UAC
	ASU 77-70.....	McK
1983-84	ARIZ 71-49.....	McK
	ARIZ 65-64.....	UAC
1984-85	ARIZ 61-60.....	UAC
	ARIZ 68-48.....	McK
1985-86	ARIZ 62-53.....	McK
	ASU 70-63.....	UAC
1986-87	ARIZ 82-67.....	UAC
	ARIZ 66-54.....	McK
1987-88	ARIZ 99-59.....	McK
	ARIZ 101-73.....	UAC
1988-89	ARIZ 96-71.....	UAC
	ARIZ 109-74.....	McK
1989-90	ARIZ 70-61.....	UAC
	ARIZ 71-50.....	McK
1990-91	ARIZ 74-71.....	UAC
	ARIZ 71-50.....	McK
1991-92	ARIZ 92-55.....	McK
	ASU 77-74.....	UAC
1992-93	ARIZ 91-87.....	UAC
	ARIZ 116-80.....	McK
1993-94	ARIZ 98-81.....	McK
	ASU 94-87.....	UAC
1994-95	ASU 53-52.....	UAC
	ASU 103-98 (20T).....	McK
1995-96	ARIZ 71-69.....	McK
	ARIZ 108-76.....	UAC
1996-97	ARIZ 92-84.....	UAC
	ARIZ 87-71.....	McK
1997-98	ARIZ 127-99.....	McK
	ARIZ 83-82.....	UAC
1998-99	ARIZ 74-73.....	WFA
	ARIZ 86-80.....	McK
1999-00	ARIZ 82-55.....	McK
	ARIZ 89-82.....	WFA
2000-01	ARIZ 86-75.....	McK
	ARIZ 88-58.....	WFA
2001-02	ASU 88-72.....	WFA
	ARIZ 83-75.....	McK
	ARIZ 73-56.....	Stp (1)
2002-03	ARIZ 71-63.....	McK
	ARIZ 92-72.....	WFA
2003-04	ARIZ 93-74.....	WFA
	ARIZ 106-81.....	McK
2004-05	ARIZ 94-79.....	McK
	ARIZ 70-68.....	WFA
2005-06	ARIZ 80-70.....	WFA
	ARIZ 68-47.....	McK
2006-07	ARIZ 71-47.....	McK
	ARIZ 61-58.....	WFA
2007-08	ASU 64-59 (OT).....	WFA
	ASU 59-54.....	McK
2008-09	ASU 53-47.....	McK
	ASU 70-68.....	WFA
	ASU 68-56.....	Stp (1)

2009-10	ARIZ 77-58.....	WFA
	ASU 73-69.....	McK
2010-11	ARIZ 80-69.....	McK
	ARIZ 67-52.....	WFA

ARIZ vs. CAL

ARIZ leads all-time series, 54-28
Longest Win Streak (Since 1978-79):
ARIZ: 10, 2000-2004
CAL: 4, 1982-1983

First meeting:

1923-24	#CAL ... 38-30.....	Oak
1978-79	ARIZ 69-64.....	McK
	ARIZ 83-75.....	H
1979-80	ARIZ 89-81.....	H
	ARIZ 65-62.....	McK
1980-81	ARIZ 73-71.....	H
	ARIZ 83-72.....	McK
1981-82	CAL 85-73.....	McK
	CAL 63-59.....	H
1982-83	CAL 59-57.....	H
	CAL 84-59.....	McK
1983-84	ARIZ 56-50.....	McK
	CAL 70-62.....	H
1984-85	ARIZ 69-67.....	H
	ARIZ 66-48.....	McK
1985-86	ARIZ 79-72 (20T).....	McK
	ARIZ 61-52.....	H
1986-87	CAL 82-81 (20T).....	McK
	ARIZ 70-51.....	H
1987-88	ARIZ 80-51.....	McK
	ARIZ 74-62.....	H
	ARIZ 88-64.....	McK (1)
1988-89	ARIZ 64-55.....	H
	ARIZ 86-59.....	McK
1989-90	ARIZ 71-70 (OT).....	McK
	ARIZ 93-68.....	H
1990-91	CAL 85-78.....	H
	ARIZ 100-63.....	McK
1991-92	ARIZ 80-68.....	H
	ARIZ 100-77.....	McK
1992-93	ARIZ 93-81.....	McK
	CAL 74-71.....	OC
1993-94	CAL 98-93 (OT).....	McK
	ARIZ 96-77.....	H
1994-95	ARIZ 99-86.....	H
	&CAL 74-72.....	McK
1995-96	ARIZ 71-68.....	McK
	&CAL 99-75.....	OC
1996-97	ARIZ 81-80.....	McK
	CAL 79-77.....	CP
1997-98	ARIZ 70-57.....	TNA
	ARIZ 76-73.....	McK
1998-99	ARIZ 91-74.....	McK
	CAL 89-76.....	TNA
1999-00	ARIZ 65-61.....	HP
	ARIZ 70-61.....	McK
2000-01	ARIZ 78-75.....	McK
	ARIZ 78-76.....	HP
2001-02	ARIZ 68-58.....	HP
	ARIZ 99-53.....	McK
	ARIZ 90-78.....	Stp (1)
2002-03	ARIZ 95-80.....	McK
	ARIZ 88-75.....	HP
2003-04	ARIZ 95-75.....	McK
	CAL 87-83.....	HP
2004-05	ARIZ 87-67.....	HP
	ARIZ 97-76.....	McK
	ARIZ 88-63.....	Stp (1)
2005-06	ARIZ 66-55.....	McK
	CAL 75-66.....	HP
2006-07	ARIZ 94-85.....	McK
	ARIZ 70-65.....	HP

2007-08	ARIZ 79-75.....	HP
	ARIZ 83-73.....	McK
2008-09	CAL 69-55.....	HP
	CAL 83-77.....	McK
2009-10	ARIZ 76-72.....	McK
	CAL 95-71.....	HP
2010-11	ARIZ 73-71.....	McK
	ARIZ 107-105 (3 OT).....	HP

ARIZ vs. COLO

COLO leads all-time series, 8-5
Longest Win Streak:
ARIZ: 3, 1973-current
COLO: 4, 1960-1961

First meeting:

1960-61	COLO 82-72.....	BDG
---------	-----------------------	-----

Last meeting:

2009-10	ARIZ 91-87 (OT).....	Neut
---------	----------------------------	------

ARIZ vs. ORE

ARIZ leads all-time series, 45-23
Longest Win Streak (Since 1978-79):
ARIZ: 12, 1991-1997
ORE: 3, 1983-1984; 2007-08

First meeting:

1978-79	ORE 63-60.....	McA
1978-79	ORE 69-67 (OT).....	McK
1979-80	ORE 90-73.....	McK
	ORE 76-62.....	McA
1980-81	ARIZ 73-70.....	McK
	ORE 79-75.....	McA
1981-82	ORE 97-88.....	McA
	ARIZ 97-78.....	McK
1982-83	ORE 86-84.....	McK
	ORE 63-57 (OT).....	McA
1983-84	ORE 69-55.....	McA
	ARIZ 75-67 (OT).....	McK
1984-85	ARIZ 73-54.....	McA
	ORE 43-40.....	McK
1985-86	ARIZ 85-68.....	McK
	ARIZ 65-59.....	McA
1986-87	ORE 55-54 (OT).....	McA
	ARIZ 68-53.....	McK
	ORE 72-63.....	PP (1)
1987-88	ARIZ 70-54.....	McA
	ARIZ 89-57.....	McK
1988-89	ARIZ 95-71.....	McK
	ARIZ 78-57.....	McA
1989-90	ORE 68-63.....	McA
	ARIZ 84-58.....	McK
1990-91	ORE 62-58.....	McA
	ARIZ 107-65.....	McK
1991-92	ARIZ 104-53.....	McK
	ARIZ 104-56.....	McA
1992-93	ARIZ 92-60.....	McA
	ARIZ 99-68.....	McK
1993-94	ARIZ 98-86.....	McK
	ARIZ 75-71.....	McA
1994-95	ARIZ 97-89.....	McA
	ARIZ 97-76.....	McK
1995-96	ARIZ 81-63.....	McK
	ARIZ 70-65.....	McA
1996-97	ARIZ 88-66.....	McK
	ORE 78-72.....	McA
1997-98	ARIZ 87-57.....	McK
	ARIZ 81-66.....	McA
1998-99	ARIZ 85-83.....	McA
	ARIZ 92-86.....	McK
1999-00	ARIZ 77-71.....	McK
	ORE 86-81.....	McA
2000-01	ORE 79-67.....	McA

ARIZ 104-65.....	McK	
2001-02	ORE 105-75.....	McA
	ORE 90-80.....	McK
2002-03	ARIZ 81-72.....	McA
	ARIZ 88-80.....	McK
2003-04	ARIZ 90-66.....	McK
	ARIZ 100-87.....	McA
2004-05	ARIZ 74-66.....	McA
	ARIZ 92-67.....	McK
2005-06	ORE 73-68.....	McA
	ARIZ 70-68.....	McK
2006-07	ORE 79-77.....	McK
	ARIZ 77-74.....	McA
	ORE 69-50.....	Stp (1)
2007-08	ORE 84-74.....	McK
	ORE 78-69.....	McA
2008-09	ARIZ 67-52.....	McK
	ARIZ 87-77.....	McA
2009-10	ARIZ 74-60.....	McA
	ARIZ 70-57.....	McK
2010-11	ARIZ 76-57.....	McA
	ARIZ 90-82.....	McK

ARIZ vs. OSU

ARIZ leads all-time series, 53-20
Longest Win Streak (Since 1978-79):
ARIZ: 17, 1990-1998
OSU: 11, 1979-1984

First meeting:

1976-77	#ARIZ ... 81-73.....	G
1978-79	OSU 116-80.....	G
	OSU 93-79.....	McK
1979-80	OSU 77-72.....	McK
	OSU 73-63.....	G
1980-81	OSU 61-49.....	McK
	OSU 80-62.....	G
1981-82	OSU 68-55.....	G
	OSU 92-64.....	McK
1982-83	OSU 72-54.....	McK
	OSU 81-56.....	G
1983-84	OSU 53-48.....	G
	ARIZ 69-58.....	McK
1984-85	OSU 59-55.....	G
	ARIZ 69-58.....	McK
1985-86	ARIZ 63-62 (OT).....	McK
	ARIZ 55-53.....	G
1986-87	ARIZ 54-48.....	G
	ARIZ 71-61.....	McK
1987-88	ARIZ 70-48.....	G
	ARIZ 77-62.....	McK
	ARIZ 93-67.....	McK (1)
1988-89	ARIZ 73-69.....	G
	ARIZ 85-64.....	McK
	ARIZ 98-87.....	For (1)
1989-90	OSU 84-61.....	G
	ARIZ 87-60.....	McK
1990-91	ARIZ 103-65.....	G
	ARIZ 82-67.....	McK
1991-92	ARIZ 86-58.....	McK
	ARIZ 70-62.....	G
1992-93	ARIZ 57-54.....	G
	ARIZ 81-70.....	McK
1993-94	ARIZ 100-56.....	McK
	ARIZ 96-69.....	G
1994-95	ARIZ 111-98.....	G
	ARIZ 83-69.....	McK
1995-96	ARIZ 84-60.....	McK
	ARIZ 66-59.....	G
1996-97	ARIZ 99-48.....	McK
	ARIZ 74-64.....	G
1997-98	ARIZ 93-80.....	McK
	ARIZ 71-70.....	G

TEAM VS. TEAM RESULTS



1998-99	OSU..... 60-59..... G
	ARIZ..... 89-72..... McK
1999-00	ARIZ..... 90-73..... McK
	OSU..... 70-69 (OT)..... G
2000-01	ARIZ..... 68-41..... G
	ARIZ..... 65-54..... McK
2001-02	ARIZ..... 76-73..... G
	ARIZ..... 93-87..... McK
2002-03	ARIZ..... 80-65..... G
	ARIZ..... 72-60..... McK
2003-04	ARIZ..... 109-75..... McK
	OSU..... 90-84..... G
2004-05	ARIZ..... 92-83..... G
	ARIZ..... 91-70..... McK
	ARIZ..... 90-59..... Stp (1)
2005-06	OSU..... 75-65..... G
	ARIZ..... 80-58..... McK
2006-07	ARIZ..... 83-72..... McK
	ARIZ..... 72-66..... G
2007-08	ARIZ..... 76-63..... McK
	ARIZ..... 81-45..... G
	ARIZ..... 87-56..... Stp (1)
2008-09	ARIZ..... 64-47..... McK
	ARIZ..... 56-53..... G
2009-10	OSU..... 67-64..... G
	OSU..... 63-55..... McK
2010-11	OSU..... 76-75..... G
	ARIZ..... 70-59..... McK
	ARIZ..... 78-69..... Stp (1)

ARIZ vs. STAN

ARIZ leads all-time series, 53-29
 Longest Win Streak (Since 1978-79):
 ARIZ: 15, 1989-1995
 STAN: 4, 2008-09

First meeting:

1937-38	#STAN... 44-28..... Tuc
1978-79	ARIZ..... 74-64..... McK
	ARIZ..... 63-62..... MP
1979-80	STAN..... 99-80..... MP
	ARIZ..... 95-88..... McK
1980-81	ARIZ..... 91-81..... MP
	ARIZ..... 73-69..... McK
1981-82	ARIZ..... 61-54..... McK
	ARIZ..... 72-67..... MP
1982-83	STAN..... 86-69..... MP
	ARIZ..... 74-73..... McK
1983-84	STAN..... 74-66..... McK
	ARIZ..... 87-76..... MP
1984-85	STAN..... 55-51..... MP
	ARIZ..... 68-56..... McK
1985-86	ARIZ..... 77-69..... McK
	STAN..... 62-56..... MP
1986-87	ARIZ..... 77-70..... McK
	STAN..... 75-73..... MP
1987-88	ARIZ..... 90-65..... McK
	STAN..... 82-74..... MP
	ARIZ..... 97-83..... McK (1)
1988-89	STAN..... 83-78..... MP
	ARIZ..... 72-52..... McK
	ARIZ..... 73-51..... For (1)
1989-90	ARIZ..... 68-61..... McK
	ARIZ..... 80-61..... MP
	ARIZ..... 85-61..... UAC (1)
1990-91	ARIZ..... 78-76..... MP
	ARIZ..... 89-51..... McK
1991-92	ARIZ..... 72-70..... MP
	ARIZ..... 89-83..... McK
1992-93	ARIZ..... 96-61..... McK
	ARIZ..... 94-80..... MP
1993-94	ARIZ..... 89-72..... McK
	ARIZ..... 77-60..... MP
1994-95	ARIZ..... 89-83 (OT)..... MP
	ARIZ..... 84-73..... McK

1995-96	STAN..... 85-79..... McK
	STAN..... 80-71..... MP
1996-97	ARIZ..... 76-75..... McK
	STAN..... 81-80..... MP
1997-98	ARIZ..... 93-75..... MP
	ARIZ..... 90-58..... McK
1998-99	ARIZ..... 78-76..... McK
	STAN..... 98-83..... MP
1999-00	ARIZ..... 68-65..... MP
	ARIZ..... 86-81..... McK
2000-01	STAN..... 85-76..... McK
	ARIZ..... 76-75..... MP
2001-02	ARIZ..... 88-82 (OT)..... MP
	STAN..... 76-71..... McK
2002-03	STAN..... 82-77..... McK
	ARIZ..... 72-69..... MP
2003-04	STAN..... 82-72..... McK
	STAN..... 80-77..... MP
2004-05	STAN..... 87-76..... MP
	ARIZ..... 90-72..... McK
2005-06	ARIZ..... 90-81 (OT)..... McK
	ARIZ..... 76-72..... MP
	ARIZ..... 73-68..... Stp (1)
2006-07	ARIZ..... 89-75..... McK
	ARIZ..... 85-80 (OT)..... MP
2007-08	STAN..... 56-52..... MP
	STAN..... 67-66..... McK
	STAN..... 75-64..... Stp (1)
2008-09	STAN..... 76-60..... MP
	ARIZ..... 101-87..... McK
2009-10	ARIZ..... 76-68..... McK
	ARIZ..... 71-69..... MP
2010-11	ARIZ..... 67-57..... McK
	ARIZ..... 78-69..... MP

ARIZ vs. UCLA

UCLA leads all-time series, 48-35
 Longest Win Streak (Since 1978-79):
 ARIZ: 4, four times
 UCLA: 11, 1979-1984

First meeting:

1922-23	#UCLA.. 44-30..... LA
1978-79	ARIZ..... 70-69..... McK
	UCLA..... 110-86..... PP
1979-80	UCLA..... 69-59..... PP
	UCLA..... 90-78..... McK
1980-81	UCLA..... 79-76..... McK
	UCLA..... 90-79..... PP
1981-82	UCLA..... 65-56..... PP
	UCLA..... 88-73..... McK
1982-83	UCLA..... 92-87..... McK
	UCLA..... 111-58..... PP
1983-84	UCLA..... 61-58..... McK
	UCLA..... 68-60..... PP
1984-85	ARIZ..... 53-52..... McK
	UCLA..... 58-54..... PP
1985-86	ARIZ..... 85-60..... McK
	ARIZ..... 88-76..... PP
1986-87	UCLA..... 84-83..... McK
	UCLA..... 81-65..... PP
1987-88	ARIZ..... 86-74..... McK
	ARIZ..... 78-76 (OT)..... PP
1988-89	ARIZ..... 102-64..... McK
	ARIZ..... 89-86..... PP
1989-90	UCLA..... 73-63..... PP
	ARIZ..... 83-74..... McK
	ARIZ..... 94-78..... UAC (1)
1990-91	ARIZ..... 82-77..... McK
	ARIZ..... 105-94 (OT)..... PP
1991-92	UCLA..... 89-87..... McK
	UCLA..... 89-81..... PP
1992-93	ARIZ..... 82-80..... PP
	ARIZ..... 99-80..... McK
1993-94	UCLA..... 74-66..... PP
	ARIZ..... 98-74..... McK

1994-95	UCLA.... 71-61..... McK
	UCLA.... 72-70..... PP
1995-96	ARIZ..... 88-79..... McK
	UCLA.... 76-75..... PP
1996-97	UCLA.... 84-78 (OT)..... PP
	UCLA.... 66-64..... McK
1997-98	ARIZ..... 87-75..... McK
	ARIZ..... 91-87..... PP
1998-99	UCLA.... 82-75..... PP
	ARIZ..... 87-70..... McK
1999-00	ARIZ..... 76-61..... PP
	ARIZ..... 99-84..... McK
2000-01	ARIZ..... 88-53..... McK
	UCLA.... 79-77 (OT)..... PP
2001-02	ARIZ..... 96-86..... McK
	UCLA.... 77-76..... PP
2002-03	ARIZ..... 87-52..... PP
	ARIZ..... 106-70..... McK
	UCLA.... 96-89 (OT)..... Stp (1)
2003-04	ARIZ..... 97-72..... PP
	ARIZ..... 107-83..... McK
2004-05	ARIZ..... 76-73..... McK
	ARIZ..... 83-73..... PP
2005-06	UCLA.... 85-79..... McK
	UCLA.... 84-73..... PP
	UCLA.... 71-59..... Stp (1)
2006-07	UCLA.... 73-69..... PP
	UCLA.... 81-66..... McK
2007-08	UCLA.... 82-60..... PP
	UCLA.... 68-66..... McK
2008-09	UCLA.... 83-60..... PP
	ARIZ..... 84-72..... McK
2009-10	ARIZ..... 77-63..... PP
	ARIZ..... 78-73..... McK
	UCLA.... 75-69..... Stp (1)
2010-11	ARIZ..... 82-73..... McK
	UCLA.... 71-49..... PP

ARIZ vs. USC

ARIZ leads all-time series, 58-40
 Longest Win Streak (Since 1978-79):
 ARIZ: 11, 1986-1991
 USC: 7, 1981-1984

First meeting:

1921-22	#ARIZ... 36-28..... Tuc
1978-79	ARIZ..... 74-72..... McK
	USC..... 70-67..... SA
1979-80	ARIZ..... 86-83..... SA
	ARIZ..... 74-65..... McK
1980-81	USC..... 67-63..... McK
	USC..... 81-71..... SA
1981-82	USC..... 89-67..... SA
	USC..... 60-59 (OT)..... McK
1982-83	USC..... 74-67..... McK
	USC..... 72-70..... SA
1983-84	USC..... 71-61..... For
	ARIZ..... 55-49..... McK
1984-85	USC..... 64-63..... McK
	ARIZ..... 60-55..... SA
1985-86	USC..... 63-62..... SA
	ARIZ..... 71-62..... McK
1986-87	ARIZ..... 78-44..... McK
	ARIZ..... 73-61..... SA
1987-88	ARIZ..... 92-48..... McK
	ARIZ..... 103-68..... SA
1988-89	ARIZ..... 97-69..... SA
	ARIZ..... 93-70..... McK
1989-90	ARIZ..... 90-75..... SA
	ARIZ..... 95-70..... McK
	ARIZ..... 80-57..... UAC (1)
1990-91	ARIZ..... 87-85..... McK
	USC..... 87-83..... SA
1991-92	ARIZ..... 107-68..... McK
	USC..... 70-69..... SA

1992-93	ARIZ..... 81-73..... For
	ARIZ..... 87-76..... McK
1993-94	ARIZ..... 83-74..... For
	ARIZ..... 94-61..... McK
1994-95	ARIZ..... 94-73..... McK
	ARIZ..... 89-80..... SA
1995-96	ARIZ..... 93-81..... McK
	ARIZ..... 86-72..... SA
1996-97	USC..... 75-62..... SA
	ARIZ..... 101-77..... McK
1997-98	ARIZ..... 91-72..... McK
	USC..... 91-90 (OT)..... SA
1998-99	ARIZ..... 87-78..... SA
	ARIZ..... 88-73..... McK
1999-00	USC..... 80-72..... SA
	ARIZ..... 92-85..... McK
2000-01	ARIZ..... 71-58..... McK
	ARIZ..... 105-61..... SA
2001-02	ARIZ..... 97-80..... McK
	USC..... 94-89..... SA
	ARIZ..... 81-71..... Stp (1)
2002-03	ARIZ..... 81-72..... SA
	ARIZ..... 86-59..... McK
2003-04	USC..... 99-90..... SA
	ARIZ..... 97-70..... McK
	ARIZ..... 79-76..... Stp (1)
2004-05	ARIZ..... 77-68..... McK
	ARIZ..... 88-76..... SA
2005-06	ARIZ..... 74-63..... McK
	USC..... 77-70..... SA
2006-07	USC..... 80-73..... GC
	USC..... 80-75..... McK
2007-08	ARIZ..... 80-69..... GC
	USC..... 70-58..... McK
2008-09	USC..... 65-64..... GC
	ARIZ..... 83-76..... McK
2009-10	USC..... 56-50..... GC
	ARIZ..... 86-84 (20T)..... McK
2010-11	ARIZ..... 82-73..... McK
	USC..... 65-57..... GC
	ARIZ..... 67-62..... Stp (1)

ARIZ vs. UTAH

UTAH leads all-time series, 28-21
 Longest Win Streak:
 UTAH: 9, 1953-63
 ARIZ: 4, 1975-77

First meeting:

1953-54	Utah..... 65-57..... BDG
Last meeting:	
2008-09	ARIZ..... 84-71..... N

ARIZ vs. WASH

ARIZ leads all-time series, 44-26
 Longest Win Streak (Since 1978-79):
 ARIZ: 10, 1986-1990
 WASH: 6, 1982-1984

First meeting:

1964-65	#ARIZ... 77-63..... LA
1978-79	WASH... 75-66..... HE
	ARIZ..... 71-68..... McK
1979-80	ARIZ..... 67-65..... McK
	WASH... 75-72..... HE
1980-81	ARIZ..... 84-77..... HE
	ARIZ..... 68-66 (OT)..... McK
1981-82	WASH... 60-57..... McK
	WASH... 86-62..... HE
1982-83	WASH... 74-61..... HE
	WASH... 80-72..... McK
1983-84	WASH... 55-53..... McK
	WASH... 56-51..... HE
1984-85	ARIZ..... 69-56..... McK
	WASH... 60-58..... HE

1985-86	ARIZ	70-57	HE
	ARIZ	77-56	McK
1986-87	ARIZ	73-72	HE
	ARIZ	81-70	McK
1987-88	ARIZ	110-71	HE
	ARIZ	89-71	McK
1988-89	ARIZ	116-61	McK
	ARIZ	85-68	HE
1989-90	ARIZ	65-51	McK
	ARIZ	75-60	HE
1990-91	WASH	70-56	HE
	ARIZ	85-56	McK
1991-92	WASH	62-60	HE
	ARIZ	85-51	McK
1992-93	ARIZ	93-76	McK
	ARIZ	81-72	HE
1993-94	WASH	74-69	HE
	ARIZ	95-62	McK
1994-95	ARIZ	91-65	McK
	ARIZ	63-54	HE
1995-96	WASH	80-79 (OT)	McK
	ARIZ	67-65	HE
1996-97	WASH	92-88	HE
	ARIZ	103-82	McK
1997-98	ARIZ	110-91	HE
	ARIZ	112-81	McK
1998-99	ARIZ	88-86	McK
	WASH	90-84	HE
1999-00	ARIZ	69-62	McK
	ARIZ	65-56	KA
2000-01	ARIZ	89-64	BAHE
	ARIZ	82-62	McK
2001-02	ARIZ	74-69	BAHE
	ARIZ	91-82	McK
2002-03	ARIZ	79-61	McK
	ARIZ	88-85 (OT)	BAHE
2003-04	WASH	96-83	BAHE
	WASH	89-84	McK
	WASH	90-85	Stp (1)
2004-05	ARIZ	91-82	McK
	WASH	93-85	BAHE
	WASH	81-72	Stp (1)
2005-06	ARIZ	98-96 (2OT)	BAHE
	WASH	70-67	McK
2006-07	ARIZ	96-87	BAHE
	ARIZ	84-54	McK
2007-08	ARIZ	84-69	McK
	WASH	75-66	BAHE
2008-09	ARIZ	106-97	McK
	WASH	83-78	BAHE
2009-10	ARIZ	87-70	McK
	WASH	81-75	BAHE
2010-11	WASH	85-68	AAA
	ARIZ	87-86	McK
	WASH	77-75 (OT)	Stp (1)

ARIZ vs. WSU

ARIZ leads all-time series, 53-16
Longest Win Streak (Since 1978-79):
ARIZ: 38, 1986-2005
WSU: 3, 1980-1981, 2009-10

First meeting:

1959-60	#WSU	64-58	B
1978-79	WSU	74-68	F
	ARIZ	78-72	McK
1979-80	WSU	59-57	McK
	WSU	74-71	F
1980-81	WSU	80-71	F
	ARIZ	77-73	McK
1981-82	WSU	59-53	McK
	ARIZ	58-56	F
1982-83	WSU	86-64	F
	WSU	75-65	McK
1983-84	WSU	51-49	McK
	ARIZ	86-68	F

1984-85	ARIZ	73-56	McK
	ARIZ	63-60	F
1985-86	WSU	65-63 (OT)	F
	ARIZ	62-61	McK
1986-87	ARIZ	96-59	B
	ARIZ	84-58	McK
1987-88	ARIZ	89-55	F
	ARIZ	79-41	McK
1988-89	ARIZ	76-59	McK
	ARIZ	74-48	F
	ARIZ	62-54	For (1)
1989-90	ARIZ	65-51	McK
	ARIZ	86-62	F
1990-91	ARIZ	84-69	F
	ARIZ	84-71	McK
1991-92	ARIZ	78-65	F
	ARIZ	94-72	McK
1992-93	ARIZ	87-63	McK
	ARIZ	70-64	F
1993-94	ARIZ	80-68	F
	ARIZ	85-69	McK
1994-95	ARIZ	84-76	McK
	ARIZ	114-111 (2OT)	F
1995-96	ARIZ	96-78	McK
	ARIZ	72-62	F
1996-97	ARIZ	87-78	F
	ARIZ	100-86	McK
1997-98	ARIZ	94-81	F
	ARIZ	83-61	McK
1998-99	ARIZ	98-87	McK
	ARIZ	81-79	F
1999-00	ARIZ	80-75	McK
	ARIZ	73-50	F
2000-01	ARIZ	84-51	F
	ARIZ	86-51	McK
2001-02	ARIZ	92-85	F
	ARIZ	85-68	McK
2002-03	ARIZ	82-69	McK
	ARIZ	75-62	F
2003-04	ARIZ	61-57	F
	ARIZ	72-60	McK
2004-05	WSU	70-63	McK
	ARIZ	57-56 (OT)	F
2005-06	ARIZ	70-52	F
	ARIZ	66-61	McK
2006-07	WSU	77-73	F
	WSU	72-66	McK
2007-08	ARIZ	76-64	McK
	ARIZ	65-55	F
2008-09	ARIZ	66-56	McK
	WSU	69-53	F
2009-10	WSU	78-76	McK
	WSU	78-60	F
2010-11	ARIZ	65-63	F
	ARIZ	79-70	McK

ASU vs. CAL

CAL leads all-time series, 36-35
Longest Win Streak (Since 1978-79):
ASU: 7, 1983-1986
CAL: 5, 1989-1991

First meeting:

1955-56	#CAL	64-59	SDG
1978-79	CAL	70-59	UAC
	ASU	91-55	H
1979-80	ASU	74-63	H
	ASU	69-58	UAC
1980-81	ASU	84-81 (2OT)	H
	ASU	81-68	UAC
1981-82	ASU	70-57	UAC
	CAL	70-65	H
1982-83	ASU	72-65	H
	ASU	79-69	UAC
1983-84	ASU	75-60	UAC
	ASU	59-54	H

1984-85	ASU	77-70	H
	ASU	61-60	UAC
1985-86	ASU	69-67	UAC
	CAL	83-61	H
1986-87	ASU	61-53	UAC
	CAL	71-65	H
1987-88	ASU	82-60	UAC
	ASU	88-75	H
1988-89	CAL	84-60	H
	CAL	73-63	UAC
1989-90	CAL	68-66	UAC
	CAL	69-60	H
1990-91	CAL	76-65	H
	ASU	87-78	UAC
1991-92	CAL	68-61	H
	ASU	74-71	UAC
1992-93	ASU	90-83	UAC
	CAL	91-67	OC
1993-94	ASU	63-60	UAC
	CAL	95-78	H
1994-95	ASU	73-68	OC
	ASU	100-81	UAC
1995-96	ASU	56-53	UAC
	CAL	97-82	H
1996-97	ASU	64-60	UAC
	CAL	84-66	H
1997-98	CAL	82-77	TNA
	ASU	99-80	UAC
1998-99	ASU	69-66	WFA
	CAL	78-73	TNA
1999-00	ASU	111-108 (2OT)	HP
	ASU	85-76	WFA
2000-01	CAL	82-67	WFA
	CAL	86-67	HP
2001-02	CAL	67-59	HP
	CAL	91-80	WFA
2002-03	ASU	75-70	WFA
	CAL	80-72	HP
2003-04	CAL	74-62	WFA
	CAL	85-83	HP
2004-05	ASU	79-70	HP
	CAL	84-82	WFA
2005-06	CAL	88-58	WFA
	ASU	65-64 (2OT)	HP
2006-07	CAL	66-62 (OT)	WFA
	ASU	42-41	HP
2007-08	ASU	99-90 (2OT)	HP
	CAL	76-73	WFA
2008-09	CAL	81-71	HP
	ASU	83-66	WFA
2009-10	CAL	78-70	WFA
	CAL	62-46	HP
2010-11	CAL	65-61	WFA
	CAL	66-62	HP

ASU vs. COLO

All-time series tied, 2-2
Longest Win Streak:
ASU: 1, 1968
COLO: 1, 1968-current

First meeting:

1962-63	ASU	71-53	SDG
Last meeting:			
1968-69	COLO	121-81	BF

ASU vs. ORE

ASU leads all-time series, 41-32
Longest Win Streak (Since 1978-79):
ASU: 8, 1990-1994
ORE: 5, 1986-1988

First meeting:

1960-61	#ORE	71-55	McA
1978-79	ASU	65-45	McA
	ORE	70-63	UAC

1979-80	ASU	103-77	UAC
	ASU	88-65	McA
1980-81	ASU	104-64	UAC
	ASU	78-77 (OT)	McA
1981-82	ORE	82-65	McA
	ASU	80-62	UAC
1982-83	ASU	54-52	UAC
	ASU	81-80 (OT)	McA
1983-84	ORE	80-69	McA
	ASU	60-56	UAC
1984-85	ORE	81-72	McA
	ASU	65-64	UAC
1985-86	ASU	76-58	UAC
	ORE	89-65	McA
1986-87	ORE	77-69	McA
	ORE	70-62	UAC
1987-88	ORE	86-84	McA
	ORE	87-82 (OT)	UAC
1988-89	ASU	72-70	UAC
	ASU	98-94	McA
1989-90	ORE	63-61	McA
	ASU	75-71	UAC
1990-91	ASU	99-84	McA
	ASU	87-84 (OT)	UAC
1991-92	ASU	71-62	UAC
	ASU	58-48	McA
1992-93	ASU	99-84	McA
	ASU	103-88	UAC
1993-94	ASU	84-78	UAC
	ORE	87-80	McA
1994-95	ASU	79-76	McA
	ORE	72-73	UAC
1995-96	ORE	81-70	UAC
	ASU	74-73	McA
1996-97	ORE	76-51	UAC
	ORE	85-77	McA
1997-98	ASU	67-51	UAC
	ORE	97-73	McA
1998-99	ASU	64-60	McA
	ORE	76-75	WFA
1999-00	ORE	86-73	WFA
	ORE	76-74	McA
2000-01	ASU	99-72	McA
	ASU	86-74	WFA
2001-02	ORE	103-90	McA
	ASU	95-88	WFA
2002-03	ORE	94-73	McA
	ASU	91-77	WFA
	ORE	83-82	Stp (1)
2003-04	ORE	83-76	WFA
	ASU	86-75	McA
2004-05	ASU	64-51	McA
	ASU	66-56	WFA
2005-06	ORE	67-53	McA
	ORE	98-87	WFA
2006-07	ORE	60-55	WFA
	ORE	55-51	McA
2007-08	ASU	62-54	WFA
	ORE	67-61	McA
2008-09	ASU	76-58	WFA
	ASU	66-57	McA
2009-10	ASU	76-57	McA
	ASU	61-51	WFA
2010-11	ASU	60-55	McA
	ASU	73-53	WFA
	ORE	76-69	Stp (1)

TEAM VS. TEAM RESULTS



ASU vs. OSU

OSU leads all-time series, 42-33
 Longest Win Streak (Since 1978-79):
 ASU: 6, 2008-10
 OSU: 9, 1986-90

First meeting:
 1960-61 #ASU.... 79-77..... SDG

1978-79	OSU..... 97-80..... G
	ASU..... 85-72..... UAC
1979-80	OSU..... 63-59..... UAC
	OSU..... 82-75 (OT)..... G
1980-81	OSU..... 71-67..... UAC
	ASU..... 87-67..... G
1981-82	OSU..... 74-43..... G
	ASU..... 68-60..... UAC
1982-83	OSU..... 68-59..... UAC
	OSU..... 108-93..... G
1983-84	OSU..... 67-62..... G
	OSU..... 69-58..... UAC
1984-85	ASU..... 83-82 (2OT)..... G
	OSU..... 75-64..... UAC
1985-86	ASU..... 71-56..... UAC
	OSU..... 75-69 (OT)..... G
1986-87	OSU..... 81-75..... G
	OSU..... 86-71..... UAC
1987-88	OSU..... 76-68..... G
	OSU..... 78-75..... UAC
1988-89	OSU..... 85-65..... UAC
	OSU..... 89-83..... G
1989-90	OSU..... 87-64..... G
	OSU..... 73-59..... UAC
	ASU..... 83-75..... UAC (1)
1990-91	OSU..... 91-69..... G
	ASU..... 84-69..... UAC
1991-92	OSU..... 61-47..... UAC
	OSU..... 80-72..... G
1992-93	ASU..... 82-73..... G
	ASU..... 76-61..... UAC
1993-94	ASU..... 88-82..... UAC
	ASU..... 80-60..... G
1994-95	OSU..... 83-70..... G
	ASU..... 82-44..... UAC
1995-96	ASU..... 63-58 (OT)..... UAC
	ASU..... 93-75..... G
1996-97	ASU..... 78-75 (OT)..... UAC
	OSU..... 71-67..... G
1997-98	OSU..... 70-61..... UAC
	ASU..... 70-63..... G
1998-99	OSU..... 81-51..... G
	ASU..... 87-66..... WFA
1999-00	ASU..... 75-64..... WFA
	ASU..... 77-74 (OT)..... G
2000-01	ASU..... 73-58..... G
	ASU..... 61-59..... WFA
2001-02	OSU..... 62-57..... G
	ASU..... 67-58..... WFA
2002-03	ASU..... 67-47..... G
	ASU..... 74-64..... WFA
2003-04	ASU..... 83-79..... WFA
	OSU..... 68-61..... G
2004-05	OSU..... 88-66..... G
	ASU..... 75-73..... WFA
2004-05	ASU..... 65-63 (OT)..... G
	ASU..... 76-59..... WFA
	OSU..... 71-68..... Stp (1)
2006-07	OSU..... 67-59..... WFA
	OSU..... 59-55..... G
2007-08	ASU..... 72-53..... WFA
	ASU..... 77-64..... G
2008-09	ASU..... 69-38..... WFA
	ASU..... 49-38..... G
2009-10	ASU..... 66-57..... G
	ASU..... 56-46..... WFA
2010-11	OSU..... 80-58..... G
	ASU..... 80-66..... WFA

ASU vs. STAN

STAN leads all-time series, 41-30
 Longest Win Streak (Since 1978-79):
 ASU: 6, 1980-1982
 STAN: 13, 1998-2004

First meeting:
 1957-58 #STAN.. 78-71..... SP

1978-79	ASU..... 80-68..... UAC
	STAN.... 75-61..... MP
1979-80	ASU..... 70-64..... MP
	ASU..... 93-80..... UAC
1980-81	ASU..... 84-66..... MP
	ASU..... 79-54..... UAC
1981-82	ASU..... 66-58..... UAC
	ASU..... 70-69..... MP
1982-83	STAN.... 86-80..... MP
	ASU..... 76-72 (2OT).... UAC
1983-84	STAN.... 64-58..... UAC
	STAN.... 74-66..... MP
1984-85	ASU..... 89-74..... MP
	ASU..... 91-75..... UAC
1985-86	STAN.... 66-59..... UAC
	ASU..... 77-75 (OT)..... MP
1986-87	STAN.... 69-65..... UAC
	STAN.... 97-92 (OT)..... MP
1987-88	ASU..... 104-80..... UAC
	STAN.... 96-63..... MP
1988-89	STAN.... 94-65..... MP
	STAN.... 75-60..... UAC
1989-90	ASU..... 64-53..... UAC
	STAN.... 57-44..... MP
1990-91	ASU..... 58-47..... MP
	ASU..... 75-57..... UAC
1991-92	STAN.... 86-73..... MP
	ASU..... 76-71..... UAC
1992-93	ASU..... 109-87..... UAC
	ASU..... 75-71..... MP
1993-94	ASU..... 78-67..... UAC
	ASU..... 71-69..... MP
1994-95	STAN.... 91-75..... MP
	ASU..... 79-70..... UAC
1995-96	STAN.... 67-53..... UAC
	STAN.... 83-70..... MP
1996-97	STAN.... 81-65..... UAC
	STAN.... 86-63..... MP
1997-98	ASU..... 90-87 (OT)..... MP
	STAN.... 86-73..... UAC
1998-99	STAN.... 73-63..... WFA
	STAN.... 87-77 (OT)..... MP
1999-00	STAN.... 86-67..... MP
	STAN.... 65-57..... WFA
2000-01	STAN.... 94-77..... WFA
	STAN.... 99-75..... MP
2001-02	STAN.... 90-81..... MP
	STAN.... 81-76..... WFA
2002-03	STAN.... 58-57..... WFA
	STAN.... 88-77..... MP
2003-04	STAN.... 63-62..... WFA
	STAN.... 81-51..... MP
2004-05	ASU..... 81-69..... MP
	ASU..... 74-67..... WFA
2005-06	STAN.... 70-64..... WFA
	STAN.... 82-69..... MP
2006-07	STAN.... 71-60..... WFA
	STAN.... 63-53..... MP
2007-08	STAN.... 67-52..... MP
	ASU..... 72-68 (OT)..... WFA
2008-09	ASU..... 90-60..... MP
	STAN.... 74-64..... WFA
2009-10	ASU..... 88-70..... WFA
	ASU..... 68-60..... MP
	STAN.... 70-61..... Stp (1)
2010-11	STAN.... 55-41..... WFA
	STAN.... 83-75..... MP

ASU vs. UCLA

UCLA leads all-time series, 59-17
 Longest Win Streak (Since 1978-79):
 ASU: 3, 1980-1981 and 2002-2003
 UCLA: 22, 1990-2000

First meeting:
 1949-50 #UCLA.. 83-53..... LA

1978-79	UCLA.... 95-79..... UAC
	UCLA.... 85-83..... PP
1979-80	ASU..... 78-76..... PP
	ASU..... 92-80..... UAC
1980-81	ASU..... 78-74 (3OT).... UAC
	UCLA.... 64-61..... PP
1981-82	UCLA.... 75-59..... PP
	UCLA.... 72-60..... UAC
1982-83	UCLA.... 87-86..... UAC
	ASU..... 78-76..... PP
1983-84	UCLA.... 79-57..... PP
	ASU..... 76-67..... UAC
1984-85	UCLA.... 64-61..... UAC
	UCLA.... 69-65..... PP
1985-86	UCLA.... 86-75..... PP
	ASU..... 74-73 (OT)..... UAC
1986-87	UCLA.... 61-51..... UAC
	ASU..... 67-64..... PP
	UCLA.... 99-83..... PP (1)
1987-88	UCLA.... 94-81..... UAC
	UCLA.... 79-73..... PP
1988-89	UCLA.... 94-84..... PP
	ASU..... 93-86..... UAC
1989-90	UCLA.... 62-53..... PP
	UCLA.... 80-72..... UAC
	UCLA.... 79-78..... UAC (1)
1990-91	UCLA.... 82-68..... UAC
	UCLA.... 64-44..... PP
1991-92	UCLA.... 83-62..... UAC
	UCLA.... 85-77..... PP
1992-93	UCLA.... 89-85..... PP
	UCLA.... 74-77..... UAC
1993-94	UCLA.... 98-81..... PP
	UCLA.... 76-70..... UAC
1994-95	UCLA.... 85-72..... UAC
	UCLA.... 82-77 (OT)..... PP
1995-96	UCLA.... 87-73..... UAC
	UCLA.... 87-70..... PP
1996-97	UCLA.... 79-62..... PP
	UCLA.... 92-81..... UAC
1997-98	UCLA.... 78-73..... UAC
	UCLA.... 102-94..... PP
1998-99	UCLA.... 88-85 (OT)..... PP
	UCLA.... 68-65..... WFA
1999-00	UCLA.... 83-77..... PP
	ASU..... 104-75..... WFA
2000-01	UCLA.... 91-83..... WFA
	UCLA.... 73-68..... PP
2001-02	UCLA.... 82-79..... WFA
	ASU..... 69-68..... PP
2002-03	ASU..... 75-64..... PP
	ASU..... 85-69..... WFA
2003-04	UCLA.... 66-58..... PP
	ASU..... 74-62 (OT)..... WFA
2004-05	UCLA.... 86-82..... WFA
	UCLA.... 95-76..... PP
2005-06	UCLA.... 61-60..... WFA
	UCLA.... 69-60..... PP
2006-07	UCLA.... 60-50..... PP
	UCLA.... 67-61..... WFA
2007-08	UCLA.... 84-51..... PP
	UCLA.... 70-49..... WFA
2008-09	ASU..... 61-58 (OT)..... PP
	ASU..... 74-67..... WFA
2009-10	UCLA.... 72-70..... PP
	ASU..... 65-46..... WFA
2010-11	UCLA.... 73-72 (OT)..... WFA
	UCLA.... 71-53..... PP

ASU vs. USC

USC leads all-time series, 49-35
 Longest Win Streak (Since 1978-79):
 ASU: 4, 1980-1981
 USC: 5, 2001-2003

First meeting:
 1928-29 #USC.... 44-19..... SDG

1978-79	USC..... 69-65..... UAC
	USC..... 75-59..... SA
1979-80	#USC.... 77-66..... UAC
	ASU..... 81-75..... SA
	ASU..... 67-57..... UAC
1980-81	ASU..... 69-55..... UAC
	ASU..... 77-61..... SA
1981-82	USC..... 64-57..... SA
	ASU..... 80-62..... UAC
1982-83	ASU..... 73-54..... UAC
	USC..... 94-92..... SA
1983-84	ASU..... 65-48..... UAC
	ASU..... 76-73..... SA
1984-85	USC..... 73-54..... UAC
	USC..... 76-60..... SA
1985-86	USC..... 81-72..... SA
	ASU..... 75-67..... UAC
1986-87	USC..... 66-62..... UAC
	ASU..... 69-62..... SA
1987-88	ASU..... 77-74..... UAC
	USC..... 74-70..... SA
1988-89	ASU..... 67-62..... SA
	USC..... 93-86..... UAC
	USC..... 94-82..... For (1)
1989-90	USC..... 69-59..... LC
	USC..... 88-63..... UAC
1990-91	ASU..... 84-80 (OT).... UAC
	ASU..... 88-83..... SA
1991-92	USC..... 69-64..... UAC
	USC..... 81-66..... SA
1992-93	USC..... 87-79..... SA
	ASU..... 101-67..... UAC
1993-94	ASU..... 87-62..... LC
	USC..... 68-56..... UAC
1994-95	ASU..... 81-71..... UAC
	USC..... 74-70..... SA
1995-96	USC..... 80-67..... UAC
	ASU..... 69-66..... SA
1996-97	USC..... 75-56..... SA
	USC..... 72-66..... UAC
1997-98	ASU..... 84-81..... UAC
	USC..... 117-71..... SA
1998-99	USC..... 72-70..... SA
	USC..... 84-73..... WFA
1999-00	USC..... 95-92 (OT).... SA
	ASU..... 93-81..... WFA
2000-01	USC..... 77-58..... WFA
	USC..... 80-68..... SA
2001-02	USC..... 81-73..... WFA
	USC..... 83-61..... SA
2002-03	USC..... 76-74..... SA
	ASU..... 108-78..... WFA
2003-04	ASU..... 100-85..... SA
	USC..... 93-84 (OT).... WFA
2004-05	USC..... 98-94..... WFA
	USC..... 82-71..... SA
2005-06	USC..... 66-65..... WFA
	ASU..... 68-65..... SA
2006-07	USC..... 58-49..... GC
	ASU..... 68-58..... WFA
2007-08	USC..... 67-53..... GC
	ASU..... 80-66..... WFA
	USC..... 59-55..... Stp (1)
2008-09	USC..... 61-49..... GC
	ASU..... 65-53..... WFA
	USC..... 66-63..... Stp (1)
2009-10	USC..... 47-37..... GC
	ASU..... 59-54..... WFA

2010-11 USC 63-61..... WFA
USC 62-46..... GC

ASU vs. UTAH

UTAH leads all-time series, 25-17

Longest Win Streak:

ASU: 5, 1973-1975

Utah: 7, 1976-82

First meeting:

1960-61 Utah 88-80.....N

Last meeting:

1960-61 Utah 88-80.....N

ASU vs. WASH

All-time series tied, 36-36

Longest Win Streak (Since 1978-79):

ASU: 14, 1990-1996

WASH: 11, 2004-08

First meeting:

1977-78 #WASH. 68-62.....HE

1978-79 ASU 70-65.....HE

ASU 77-59.....UAC

1979-80 ASU 69-56.....UAC

ASU 75-61.....HE

1980-81 ASU 90-62.....HE

ASU 78-76.....UAC

1981-82 WASH ... 47-46.....UAC

WASH ... 59-55.....HE

1982-83 ASU 72-68.....HE

ASU 70-54.....UAC

1983-84 WASH ... 57-53.....UAC

WASH ... 70-61.....HE

1984-85 WASH ... 72-65.....UAC

WASH ... 81-63.....HE

1985-86 WASH ... 72-58.....HE

WASH ... 64-62.....UAC

1986-87 WASH ... 81-72.....HE

ASU 71-70.....UAC

1987-88 ASU 87-78.....HE

WASH ... 77-73.....UAC

WASH ... 96-82.....McK (1)

1988-89 ASU 121-90.....UAC

WASH ... 83-72.....HE

1989-90 ASU 63-48.....UAC

ASU 58-56.....HE

ASU 57-51.....UAC (1)

1990-91 ASU 68-60.....HE

ASU 53-41.....UAC

1991-92 ASU 68-62.....HE

ASU 55-47.....UAC

1992-93 ASU 94-85.....UAC

ASU 79-74.....HE

1993-94 ASU 59-53.....HE

ASU 73-55.....UAC

1994-95 ASU 78-73 (OT).....UAC

ASU 72-71.....HE

1995-96 ASU 88-79.....UAC

WASH ... 75-64.....HE

1996-97 WASH ... 72-61.....HE

WASH ... 72-69.....UAC

1997-98 WASH ... 92-70.....HE

ASU 94-85.....UAC

1998-99 ASU 96-72.....WFA

WASH ... 93-85.....HE

1999-00 ASU 90-80.....WFA

ASU 81-67.....KA

2000-01 WASH ... 70-68 (OT).....BAHE

ASU 89-57.....WFA

2001-02 WASH ... 81-68.....BAHE

ASU 86-74.....WFA

2002-03 ASU 89-57.....WFA

ASU 79-77 (OT).....BAHE

2003-04 WASH ... 90-81.....BAHE

WASH ... 96-72.....WFA

2004-05 WASH ... 79-70.....WFA

WASH ... 90-82.....BAHE

WASH ... 95-90 (OT)....Stp (1)

2005-06 WASH ... 91-67.....BAHE

WASH ... 91-66.....WFA

2006-07 WASH ... 64-53.....BAHE

WASH ... 66-61.....WFA

WASH ... 59-51.....Stp (1)

2007-08 WASH ... 72-61.....WFA

ASU 77-63.....BAHE

2008-09 WASH ... 84-71.....BAHE

WASH ... 73-70 (OT).....WFA

ASU 75-65.....Stp (1)

2009-10 ASU 68-51.....WFA

WASH ... 79-56.....BAHE

2010-11 WASH ... 88-75.....BAHE

WASH ... 79-62.....WFA

ASU vs. WSU

ASU leads all-time series, 35-34

Longest Win Streak (Since 1978-79):

ASU: 6, 1998-2000

WSU: 6, 2007-09

First meeting:

1959-60 #ASU ... 94-70.....(n/a)

1978-79 WSU 84-67.....F

WSU 84-79.....UAC

1979-80 ASU 75-74.....UAC

WSU 71-58.....F

1980-81 ASU 62-59 (2OT).....F

ASU 77-63.....UAC

1981-82 WSU 53-43.....UAC

WSU 70-68 (OT).....F

1982-83 WSU 75-74.....F

ASU 90-78.....UAC

1983-84 ASU 64-62 (OT).....UAC

ASU 67-41.....F

1984-85 ASU 63-59.....UAC

WSU 86-78.....F

1985-86 WSU 70-62.....F

ASU 80-78 (2OT)....UAC

1986-87 ASU 80-64.....F

ASU 66-62.....UAC

ASU 76-60.....PP (1)

1987-88 ASU 66-65 (OT).....F

WSU 70-66.....UAC

1988-89 WSU 65-59.....UAC

WSU 96-80.....F

1989-90 ASU 75-64.....UAC

ASU 68-57.....F

1990-91 WSU 95-86.....F

WSU 74-72.....UAC

1991-92 ASU 95-86.....F

ASU 71-70.....UAC

1992-93 ASU 81-77.....UAC

WSU 97-67.....F

1993-94 WSU 73-70.....F

WSU 80-71.....UAC

1994-95 ASU 87-60.....UAC

WSU 84-71.....F

1995-96 WSU 72-58.....UAC

WSU 103-78.....F

1996-97 WSU 74-55.....F

ASU 74-70.....UAC

1997-98 ASU 86-85.....F

ASU 82-68.....UAC

1998-99 ASU 91-63.....WFA

ASU 69-64.....F

1999-00 ASU 81-64.....WFA

ASU 81-79 (OT).....F

2000-01 WSU 81-60.....F

WSU 58-57.....WFA

2001-02 ASU 81-71.....F

ASU 96-45.....WFA

2002-03 ASU 96-55.....WFA

ASU 87-54.....F

2003-04 WSU 63-56.....F

WSU 83-70.....WFA

2004-05 ASU 68-62.....WFA

WSU 57-55.....F

2005-06 WSU 64-49.....F

ASU 68-55.....WFA

2006-07 WSU 75-55.....F

WSU 48-47.....WFA

2007-08 WSU 56-55.....WFA

WSU 59-47.....F

2008-09 WSU 65-55.....WFA

WSU 51-49 (OT).....F

2009-10 ASU 71-46.....WFA

ASU 81-70.....F

2010-11 WSU 78-61.....F

ASU 71-69.....WFA

CAL vs. COLO

CAL leads all-time series, 9-8

Longest Win Streak:

CAL: 3, 1944-1954

COLO: 3, 2003-current

First meeting:

1943-44 CAL 50-44.....N

Last meeting:

2010-11 COLO ... 89-72.....CEC

CAL vs. ORE

CAL leads all-time series, 75-55

Longest Win Streak (Since 1978-79):

CAL: 7, 2009-current

ORE: 3, 1991-1992

First meeting:

1918-19 ORE 39-37.....Eug

1978-79 ORE 74-59.....McA

CAL 74-62.....H

1979-80 CAL 80-71.....H

ORE 75-67.....McA

1980-81 ORE 87-80.....McA

CAL 85-77.....H

1981-82 CAL 91-81.....H

CAL 70-60.....McA

1982-83 ORE 69-67 (OT).....McA

CAL 75-63.....H

1983-84 CAL 55-54.....H

ORE 45-44.....McA

1984-85 #CAL 70-68.....MC

CAL 50-37.....H

ORE 70-53.....McA

1985-86 ORE 65-55.....McA

CAL 64-55.....H

1986-87 CAL 78-67.....H

ORE 86-73.....McA

1987-88 CAL 77-74.....McA

ORE 62-56.....H

1988-89 CAL 80-62.....H

CAL 78-74.....McA

1989-90 CAL 95-72.....H

CAL 79-78.....McA

1990-91 ORE 73-67.....McA

ORE 74-71.....H

1991-92 ORE 67-57.....McA

CAL 87-76.....H

1992-93 CAL 82-65.....H

CAL 79-76.....McA

1993-94 CAL 81-61.....McA

CAL 82-73.....H

1994-95 ORE 94-86.....OC

ORE 83-67.....McA

1995-96 &CAL 97-72.....H

ORE 60-58.....McA

1996-97 CAL 73-62.....McA

CAL 73-66.....H

1997-98 ORE 66-59.....McA

CAL 75-71.....TNA

1998-99 ORE 71-69 (OT).....TNA

ORE 93-82.....McA

CAL 85-69.....MSG (NIT)

1999-00 ORE 83-68.....McA

ORE 64-60.....HP

2000-01 CAL 78-62.....HP

CAL 65-56.....McA

2001-02 ORE 76-72.....McA

CAL 107-103 (2OT)..HP

2002-03 CAL 88-72.....HP

CAL 86-75.....McA

2003-04 ORE 68-56.....McA

CAL 85-81 (OT).....HP

ORE 87-82.....Stp (1)

2004-05 CAL 65-62.....HP

ORE 63-58.....McA

2005-06 CAL 77-66.....HP

CAL 62-60.....McA

CAL 91-87 (2OT).Stp (1)

2006-07 ORE 92-84.....McA

TEAM VS. TEAM RESULTS



1992-93	OSU.....	64-63.....	H
	CAL.....	78-72.....	G
1993-94	&CAL.....	67-61.....	G
	&CAL.....	74-44.....	OC
1994-95	OSU.....	76-67.....	H
	OSU.....	83-67.....	G
1995-96	CAL.....	57-51.....	G
	CAL.....	70-52.....	H
1996-97	CAL.....	80-70.....	G
	CAL.....	90-68.....	H
1997-98	CAL.....	84-70.....	G
	OSU.....	46-43.....	TNA
1998-99	CAL.....	54-52.....	TNA
	CAL.....	68-61.....	G
1999-00	CAL.....	71-65.....	G
	CAL.....	70-68.....	HP
2000-01	CAL.....	81-67.....	HP
	CAL.....	72-69 (OT).....	G
2001-02	CAL.....	61-53.....	G
	CAL.....	73-58.....	HP
2002-03	CAL.....	78-73.....	HP
	CAL.....	84-71.....	G
	CAL.....	69-49.....	Stp (1)
2003-04	CAL.....	88-74.....	G
	CAL.....	75-58.....	HP
2004-05	CAL.....	91-66.....	HP
	OSU.....	82-63.....	G
2005-06	OSU.....	72-64.....	HP
	CAL.....	69-52.....	G
2006-07	CAL.....	77-74.....	G
	CAL.....	84-80 (OT).....	HP
	CAL.....	70-51.....	Stp (1)
2007-08	CAL.....	69-59.....	G
	CAL.....	81-76.....	HP
2008-09	OSU.....	69-65.....	HP
	OSU.....	65-54.....	G
2009-10	CAL.....	65-61.....	HP
	OSU.....	80-64.....	G
2010-11	CAL.....	85-57.....	HP
	CAL.....	87-76.....	G

CAL vs. STAN

CAL leads all-time series, 143-114
 Longest Win Streak (Since 1978-79):
 CAL: 5, 1982-1984 and 1985-1987
 STAN: 10, 1997-2002

First meeting:

1911-12	#CAL.....	32-16.....	Berk
1978-79	STAN.....	73-50.....	H
	STAN.....	54-49.....	MP
1979-80	CAL.....	77-69.....	MP
	STAN.....	75-74.....	H
1980-81	CAL.....	58-56.....	H
	STAN.....	81-72.....	MP
1981-82	CAL.....	87-78.....	MP
	CAL.....	78-59.....	H
1982-83	CAL.....	75-61.....	H
	CAL.....	66-64.....	MP
1983-84	CAL.....	66-64.....	MP
	STAN.....	62-51.....	H
1984-85	CAL.....	87-72.....	H
	CAL.....	43-41 (20T).....	MP
1985-86	CAL.....	75-69.....	MP
	CAL.....	81-53.....	H
1986-87	CAL.....	87-72.....	H
	STAN.....	88-80.....	MP
1987-88	STAN.....	70-54.....	MP
	STAN.....	71-61.....	H
1988-89	CAL.....	75-64.....	H
	STAN.....	97-71.....	MP
1989-90	CAL.....	66-63.....	MP
	STAN.....	79-58.....	H
	STAN.....	77-61.....	UAC (1)
1990-91	STAN.....	90-72.....	MP
	CAL.....	75-70.....	H

1991-92	STAN.....	76-61.....	MP
	STAN.....	92-66.....	OC
1992-93	CAL.....	83-66.....	H
	CAL.....	86-61.....	MP
1993-94	STAN.....	88-79.....	MP
	CAL.....	80-62.....	H
1994-95	STAN.....	78-73.....	H
	STAN.....	83-70.....	MP
1995-96	&CAL.....	85-69.....	H
	STAN.....	93-79.....	MP
1996-97	CAL.....	70-64.....	H
	STAN.....	73-63.....	MP
1997-98	STAN.....	84-74.....	MP
	STAN.....	74-72.....	TNA
1998-99	STAN.....	71-62.....	MP
	STAN.....	57-55.....	TNA
1999-00	STAN.....	81-70.....	HP
	STAN.....	101-50.....	MP
2000-01	STAN.....	84-58.....	MP
	STAN.....	88-56.....	HP
2001-02	STAN.....	82-62.....	MP
	CAL.....	68-54.....	HP
2002-03	CAL.....	72-59.....	HP
	STAN.....	72-60.....	MP
2003-04	STAN.....	68-61.....	MP
	STAN.....	69-58.....	HP
2004-05	STAN.....	74-58.....	HP
	STAN.....	71-56.....	MP
2005-06	STAN.....	75-61.....	MP
	CAL.....	65-62.....	HP
2006-07	CAL.....	67-63.....	MP
	STAN.....	90-71.....	HP
2007-08	STAN.....	82-77.....	HP
	STAN.....	79-69.....	MP
2008-09	STAN.....	75-69.....	MP
	CAL.....	82-75.....	HP
2009-10	CAL.....	92-66.....	HP
	CAL.....	71-61.....	MP
2010-11	STAN.....	82-68.....	MP
	CAL.....	74-55.....	HP

CAL vs. UCLA

UCLA leads all-time series, 132-98
 Longest Win Streak (Since 1978-79):
 CAL: 5, 1993-1995
 UCLA: 14, 1979-1985

First meeting:

1920-21	#CAL.....	36-28.....	Berk
1978-79	UCLA.....	95-67.....	H
	UCLA.....	79-68.....	PP
1979-80	UCLA.....	73-59.....	PP
	UCLA.....	83-58.....	H
1980-81	UCLA.....	75-61.....	PP
	UCLA.....	72-66.....	H
1981-82	UCLA.....	83-56.....	H
	UCLA.....	70-65 (OT).....	PP
1982-83	UCLA.....	68-63.....	H
	UCLA.....	70-60.....	PP
1983-84	UCLA.....	76-54.....	PP
	UCLA.....	70-62 (OT).....	H
1984-85	UCLA.....	80-69.....	PP
	UCLA.....	54-48.....	H
1985-86	CAL.....	75-67.....	H
	UCLA.....	76-63.....	PP
1986-87	UCLA.....	86-81.....	PP
	UCLA.....	77-72.....	H
	UCLA.....	75-68.....	PP (1)
1987-88	CAL.....	83-70.....	H
	UCLA.....	74-66.....	PP
1988-89	UCLA.....	76-59.....	PP
	UCLA.....	81-73.....	H
1989-90	UCLA.....	95-72.....	H
	CAL.....	79-78.....	PP
1990-91	UCLA.....	98-81.....	PP
	CAL.....	82-79.....	H

1991-92	UCLA.....	86-66.....	OC
	UCLA.....	82-76.....	PP
1992-93	CAL.....	104-82.....	PP
	CAL.....	85-71.....	OC
1993-94	CAL.....	85-70.....	OC
	CAL.....	92-88.....	PP
1994-95	CAL.....	100-93.....	PP
	UCLA.....	104-88.....	H
1995-96	UCLA.....	73-65.....	OC
	UCLA.....	93-73.....	PP
1996-97	UCLA.....	64-56.....	CP
	CAL.....	71-68.....	PP
1997-98	UCLA.....	74-73.....	TNA
	UCLA.....	87-84.....	PP
1998-99	UCLA.....	72-61.....	PP
	CAL.....	85-67.....	TNA
1999-00	CAL.....	73-70.....	HP
	UCLA.....	83-62.....	HP
2000-01	CAL.....	92-63.....	HP
	UCLA.....	79-75.....	PP
2001-02	UCLA.....	64-57.....	PP
	CAL.....	69-51.....	HP
	CAL.....	67-61.....	Stp (1)
2002-03	CAL.....	80-69.....	HP
	UCLA.....	76-75 (OT).....	PP
2003-04	CAL.....	76-62.....	HP
	UCLA.....	66-49.....	PP
2004-05	CAL.....	64-51.....	PP
	UCLA.....	77-62.....	HP
2005-06	CAL.....	68-61.....	PP
	UCLA.....	67-58 (OT).....	HP
	UCLA.....	71-52.....	Stp (1)
2006-07	UCLA.....	62-46.....	HP
	UCLA.....	85-75.....	PP
	CAL.....	76-69 (OT).....	Stp (1)
2007-08	UCLA.....	70-58.....	HP
	UCLA.....	81-80.....	PP
	UCLA.....	88-66.....	Stp (1)
2008-09	UCLA.....	81-66.....	PP
	UCLA.....	72-68.....	HP
2009-10	UCLA.....	76-75 (OT).....	HP
	CAL.....	72-58.....	PP
	CAL.....	85-72.....	Stp (1)
2010-11	UCLA.....	86-84.....	PP
	CAL.....	76-72 (OT).....	HP

CAL vs. USC

CAL leads all-time series 128-121
 Longest Win Streak (Since 1978-79):
 CAL: 6, 1988-1991 and 1998-2000
 USC: 5, 1982-1984

First meeting:

1916-17	#CAL.....	27-15.....	Berk
1978-79	USC.....	59-54.....	H
	USC.....	86-64.....	SA
1979-80	USC.....	84-74.....	SA
	CAL.....	69-66.....	H
1980-81	USC.....	72-66.....	SA
	CAL.....	73-71 (OT).....	H
1981-82	USC.....	66-59.....	H
	USC.....	75-70.....	SA
1982-83	USC.....	65-56.....	H
	USC.....	55-53.....	SA
1983-84	USC.....	73-56.....	SA
	CAL.....	46-37.....	H
1984-85	USC.....	86-80.....	SA
	USC.....	75-52.....	H
1985-86	CAL.....	62-61.....	H
	CAL.....	65-63.....	SA
1986-87	CAL.....	79-76.....	LMU
	CAL.....	56-53.....	H
1987-88	USC.....	58-56 (20T).....	H
	USC.....	63-46.....	SA
	CAL.....	75-59.....	McK (1)

1988-89	CAL.....	73-66.....	SA
	CAL.....	74-62.....	H
1989-90	CAL.....	74-60.....	H
	CAL.....	74-70.....	SA
1990-91	CAL.....	69-66.....	SA
	USC.....	85-76.....	H
1991-92	USC.....	85-83.....	H
	USC.....	94-81.....	SA
1992-93	USC.....	67-65.....	SA
	CAL.....	86-83 (OT).....	H
1993-94	CAL.....	77-68.....	OC
	USC.....	86-78 (OT).....	SA
1994-95	CAL.....	77-74.....	SA
	CAL.....	95-74.....	H
1995-96	CAL.....	63-60.....	SA
	CAL.....	85-69.....	H
1996-97	CAL.....	83-71.....	CP
	USC.....	93-85.....	SA
1997-98	CAL.....	92-82.....	TNA
	CAL.....	73-43.....	SA
1998-99	CAL.....	89-75.....	SA
	CAL.....	58-55.....	TNA
1999-00	CAL.....	66-62.....	SA
	CAL.....	86-73.....	HP
2000-01	USC.....	80-66.....	HP
	USC.....	74-69.....	SA
2001-02	CAL.....	92-91 (OT).....	SA
	CAL.....	83-64.....	HP
2002-03	CAL.....	73-68.....	HP
	CAL.....	84-82.....	SA
	USC.....	79-62.....	Stp (1)
2003-04	CAL.....	76-62.....	HP
	USC.....	70-60.....	SA
2004-05	USC.....	83-66.....	SA
	USC.....	89-70.....	HP
2005-06	CAL.....	62-58.....	Stp
	CAL.....	71-60.....	HP
	CAL.....	82-67.....	Stp (1)
2006-07	USC.....	76-73.....	HP
	USC.....	84-66.....	GC
2007-08	CAL.....	92-82.....	HP
	USC.....	93-89 (OT).....	GC
2008-09	USC.....	73-62.....	GC
	CAL.....	81-78 (OT).....	HP
	USC.....	79-75.....	Stp (1)
2009-10	CAL.....	67-59.....	HP
	USC.....	66-63.....	GC
2010-11	CAL.....	68-66.....	GC
	USC.....	78-75.....	HP
	USC.....	70-56.....	Stp (1)

CAL vs. UTAH

CAL leads all-time series tied, 9-8
 Longest Win Streak:
 CAL: 3, 1954-59
 UTAH: 3, 1940-45

First meeting:

1933-34	CAL.....	43-32.....	UF
---------	----------	------------	----

Last meeting:
 2008-09 CAL..... 72-69.....JMHG

CAL vs. WASH

All-time series tied, 77-77
 Longest Win Streak (Since 1978-79):
 CAL: 6, 1989-1992
 WASH: 4, 1984-1985

First meeting:

1915-16	CAL.....	25-20.....	Berk
1978-79	CAL.....	45-39.....	H
	WASH.....	71-56.....	HE
1979-80	WASH.....	96-71.....	HE
	WASH.....	68-66.....	H
1980-81	CAL.....	74-65.....	H
	WASH.....	98-75.....	HE

1981-82	WASH ... 74-62.....HE
	CAL 54-50.....H
1982-83	WASH ... 58-57.....HE
	CAL 96-64.....H
1983-84	WASH ... 67-50.....H
	WASH ... 54-51.....HE
1984-85	WASH ... 72-54.....HE
	WASH ... 41-38.....H
1985-86	CAL 62-60.....H
	CAL 78-72 (OT).....HE
1986-87	WASH ... 70-61.....H
	CAL 70-68.....HE
1987-88	CAL 77-75.....H
	CAL 84-82 (OT).....HE
1988-89	WASH ... 82-80.....HE
	CAL 84-70.....H
1989-90	CAL 63-58.....HE
	CAL 86-64.....H
1990-91	CAL 70-68.....H
	CAL 67-46.....HE
1991-92	CAL 76-58.....HE
	WASH ... 76-74.....H
1992-93	CAL 79-65.....H
	CAL 76-75.....HE
1993-94	CAL 79-64.....H
	CAL 62-56.....HE
1994-95	WASH ... 84-76.....HE
	&CAL 73-74 (OT).....H
1995-96	CAL 71-69.....HE
	WASH ... 67-56.....H
1996-97	CAL 80-52.....HE
	CAL 78-67.....H
1997-98	WASH ... 86-84 (OT).....HE
	CAL 84-67.....TNA
1998-99	WASH ... 87-73.....TNA
	WASH ... 86-61.....HE
1999-00	WASH ... 54-52.....HP
	CAL 75-64.....KA
2000-01	CAL 79-64.....BAHE
	CAL 82-66.....HP
2001-02	CAL 62-50.....HP
	WASH ... 75-60.....BAHE
2002-03	CAL 73-66.....BAHE
	CAL 58-53.....HP
2003-04	CAL 76-62.....HP
	WASH ... 76-58.....BAHE
2004-05	WASH ... 81-67.....BAHE
	WASH ... 106-73.....HP
2005-06	CAL 71-69.....HP
	WASH ... 73-62.....BAHE
2006-07	CAL 77-69.....HP
	WASH ... 79-71.....BAHE
2007-08	CAL 79-75.....BAHE
	WASH ... 87-84.....HP
	CAL 84-81.....Stp (1)
2008-09	CAL 88-85 (30T)..BAHE
	CAL 86-71.....HP
2009-10	WASH ... 84-69.....BAHE
	CAL 93-81.....HP
	WASH ... 79-75.....Stp (1)
2010-11	WASH ... 92-71.....HP
	WASH ... 109-77.....AAA

CAL vs. WSU

CAL leads all-time series, 73-46
Longest Win Streak (Since 1978-79):
CAL: 6, 2000-2001
WSU: 5, 1991-1993

First meeting:
1916-17 CAL 28-20..... Berk

1978-79 CAL 67-65.....H
WSU 68-52..... F

1979-80 WSU 83-64..... F
WSU 80-68.....H

1980-81	WSU 63-52.....H
	CAL 73-65..... F
1981-82	WSU 57-55 (OT)..... F
	WSU 49-48.....H
1982-83	WSU 66-64..... F
	WSU 56-54.....H
1983-84	CAL 68-63 (OT).....H
	WSU 71-62.....H
1984-85	WSU 86-67..... F
	CAL 67-58.....H
1985-86	CAL 84-68.....H
	WSU 81-78 (OT)..... F
1986-87	CAL 92-58.....H
	CAL 68-66..... F
1987-88	WSU 59-37.....H
	CAL 82-76..... F
1988-89	CAL 63-62..... F
	CAL 86-69.....H
1989-90	CAL 72-67.....H
	CAL 69-51..... F
1990-91	WSU 90-81.....H
	WSU 84-75..... F
1991-92	WSU 101-83..... F
	WSU 79-72.....H
1992-93	WSU 83-75.....H
	CAL 76-67..... F
1993-94	CAL 70-54.....H
	WSU 94-82..... F
1994-95	WSU 83-71..... F
	WSU 92-89.....H
1995-96	&CAL 87-79..... F
	CAL 71-67.....H
1996-97	CAL 77-75 (20T).....H
	WSU 89-87..... F
1997-98	CAL 86-75..... F
	CAL 69-60.....TNA
1998-99	CAL 75-68.....TNA
	WSU 79-73..... F
1999-00	CAL 80-46.....HP
	WSU 81-78..... F
2000-01	CAL 75-71 (OT)..... F
	CAL 84-65.....HP
2001-02	CAL 90-57.....HP
	CAL 77-56..... F
2002-03	CAL 76-63..... F
	CAL 63-53.....HP
2003-04	WSU 55-50.....HP
	WSU 70-58..... F
2004-05	CAL 59-47..... F
	CAL 63-57 (OT).....HP
2005-06	CAL 55-53.....HP
	CAL 43-41..... F
2006-07	WSU 73-56.....HP
	WSU 59-46..... F
2007-08	CAL 69-64..... F
	WSU 70-49.....HP
2008-09	CAL 57-50..... F
	CAL 71-63.....HP
2009-10	CAL 93-88..... F
	CAL 86-70.....HP
2010-11	CAL 88-81 (OT).....HP
	WSU 75-71..... F

COLO vs. ORE

COLO leads all-time series, 3-2
Longest Win Streak:
COLO: 3, 1955-1983
ORE: 2, 1984-current

First meeting:
1955-56 COLO 68-49..... McA

Last meeting:
2003-04 ORE 77-72 (OT) McA (NIT)

COLO vs. OSU

COLO leads all-time series, 6-2
Longest Win Streak:
COLO: 5, 1940-2004
OSU: 2, 2004-2009

First meeting:
1940-41 COLO 38-29..... BF

Last meeting:
2010-11 COLO 83-57..... CEC

COLO vs. STAN

STAN leads all-time series, 7-3
Longest Win Streak:
COLO: 2, 1957-90
STAN: 3, 1942-1951; 1991-2008

First meeting:
1932-33 STAN 25-21..... (B)

Last meeting:
2008-09 STAN 76-62..... MP

COLO vs. UCLA

UCLA leads all-time series, 4-1
Longest Win Streak:
COLO: 1, 1962
UCLA: 3, 1954-58

First meeting:
1954-55 UCLA 65-62..... LA

Last meeting:
1977-78 UCLA 104-70..... PP

COLO vs. USC

USC leads all-time series, 3-2
Longest Win Streak:
COLO: 2, 1957-68
USC: 2, 1969-current

First meeting:
1940-41 USC 38-32.... KC (NCAA)

Last meeting:
1975-76 USC 94-72..... SA

COLO vs. UTAH

COLO leads all-time series, 20-15
Longest Win Streak:
COLO: 7, 1938-1941
UTAH: 3, 1913-1914; 1947-50

First meeting:
1912-13 Utah 39-10..... SLC

Last meeting:
2006-07 COLO 60-59..... JMHC

COLO vs. WASH

WASH leads all-time series, 7-6
Longest Win Streak:
COLO: 2, 1954-57; 1959
WASH: 4, 1972-78

First meeting:
1953-54 COLO 81-60..... N

Last meeting:
1995-96 WASH ... 76-68..... HE

COLO vs. WSU

All-time series, 1-1
Longest Win Streak:
COLO: 1, 1952
WSU: 1, 1969

First meeting:
1952-53 COLO 76-46..... BF

Last meeting:
1969-70 WSU 84-74... St. Joseph's

ORE vs. OSU

OSU leads all-time series, 183-152
Longest Win Streak (Since 1978-79):
ORE: 10, 1999-2004
OSU: 15, 1980-1986

First meeting:
1902-03 #OSU 32-2..... Eug

1978-79 OSU 85-58..... G
#OSU 85-62..... MC
ORE 45-44..... McA

1979-80 OSU 75-66..... G
OSU 67-55..... McA

1980-81 #OSU 67-57..... MC
OSU 82-55..... G
OSU 78-61..... McA

1981-82 OSU 76-61..... McA
OSU 94-51..... G

1982-83 OSU 63-46..... G
OSU 62-60..... McA

1983-84 #OSU 63-59 (OT)..... MC
OSU 70-66..... McA
OSU 29-23..... G

1984-85 OSU 59-54..... G
OSU 53-51..... McA

1985-86 OSU 63-56..... McA
ORE 60-47..... G

1986-87 OSU 71-63..... G
OSU 64-63..... McA

1987-88 #OSU 62-51..... MC
OSU 59-47..... G
ORE 62-61..... McA

1988-89 OSU 73-69..... McA
OSU 98-79..... G

1989-90 OSU 71-68..... MC
OSU 69-67..... G
OSU 57-55..... McA

1990-91 ORE 78-71..... MC
OSU 84-76..... G
ORE 83-66..... McA

1991-92 ORE 64-63..... McA
OSU 62-54..... G

1992-93 OSU 83-75..... G
OSU 54-48..... McA

1993-94 OSU 79-75..... MC
ORE 74-64..... McA
OSU 101-91 (20T)..... G

1994-95 ORE 96-83..... G
ORE 107-86..... McA

1995-96 ORE 70-59..... McA
ORE 62-46..... G

1996-97 #ORE 66-64..... RG
ORE 91-69..... G
ORE 88-73..... McA

1997-98 ORE 74-67..... McA
ORE 50-48..... G

1998-99 OSU 48-45..... G
ORE 73-68..... McA

1999-00 ORE 67-49..... G
ORE 83-65..... McA

2000-01 ORE 84-66..... McA
ORE 69-60..... G

2001-02 ORE 63-51..... G
ORE 91-62..... McA

2002-03 ORE 79-68..... McA
ORE 80-63..... G

2003-04 OSU 90-81..... G
ORE 81-74..... McA

2004-05 ORE 73-64..... McA
OSU 76-72..... G

2005-06 ORE 70-64..... McA
OSU 65-62..... G

2006-07 ORE 76-73..... G
ORE 70-49..... McA

2007-08 ORE 79-63..... McA
ORE 80-68..... G

TEAM VS. TEAM RESULTS



2008-09	OSU..... 57-54..... G
	ORE..... 79-69..... McA
2009-10	OSU..... 64-57..... McA
	OSU..... 62-42..... G
2010-11	ORE..... 63-59..... G
	ORE..... 82-63..... MKA

ORE vs. STAN

STAN leads all-time series, 89-45
Longest Win Streak (Since 1978-79):

ORE: 6, 1983-1986
STAN: 11, 1996-2001

First meeting:

1919-20 Indians . 39-22..... SP

1978-79	ORE..... 68-55..... McA
	ORE..... 80-77..... M
1979-80	ORE..... 77-73..... MP
	STAN..... 60-59..... McA
1980-81	STAN..... 82-76..... McA
	STAN..... 80-79..... MP
1981-82	STAN..... 97-88..... MP
	STAN..... 79-75 (OT)..... McA
1982-83	STAN..... 80-74..... McA
	ORE..... 67-66..... MP
1983-84	ORE..... 79-78..... MP
	ORE..... 91-71..... McA
1984-85	ORE..... 61-54..... MP
	ORE..... 68-61..... McA
1985-86	ORE..... 83-69..... MP
	STAN..... 73-69 (OT)..... McA
1986-87	STAN..... 73-71..... MP
	ORE..... 68-55..... McA
1987-88	ORE..... 80-66..... McA
	STAN..... 84-61..... MP
	STAN..... 88-67..... McK (1)
1988-89	STAN..... 75-53..... MP
	STAN..... 54-50..... McA
1989-90	STAN..... 58-56..... MP
	ORE..... 62-61..... McA
1990-91	ORE..... 81-77 (OT)..... McA
	STAN..... 86-75..... MP
1991-92	STAN..... 78-57..... McA
	STAN..... 70-47..... MP
1992-93	STAN..... 71-66..... MP
	ORE..... 84-73..... McA
1993-94	STAN..... 69-67..... McA
	STAN..... 84-76..... MP
1994-95	STAN..... 92-87..... MP
	ORE..... 89-80..... McA
1995-96	ORE..... 64-62..... McA
	STAN..... 94-74..... MP
1996-97	STAN..... 72-69 (OT)..... McA
	STAN..... 83-61..... MP
1997-98	STAN..... 89-67..... McA
	STAN..... 95-67..... MP
1998-99	STAN..... 77-59..... MP
	STAN..... 73-61..... McA
1999-00	STAN..... 85-71..... McA
	STAN..... 76-61..... MP
2000-01	STAN..... 100-76..... MP
	STAN..... 69-62..... McA
2001-02	ORE..... 87-79..... McA
	STAN..... 90-87 (OT)..... MP
2002-03	STAN..... 81-57..... MP
	ORE..... 79-64..... McA
2003-04	STAN..... 83-80..... McA
	STAN..... 76-55..... MP
	STAN..... 70-63..... Stp (1)
2004-05	STAN..... 88-69..... MP
	STAN..... 58-56..... McA
2005-06	STAN..... 64-62..... MP
	STAN..... 57-56..... McA
2006-07	ORE..... 66-59..... McA
	STAN..... 88-69..... MP

2007-08	ORE..... 71-66..... McA
	STAN..... 72-43..... MP
2008-09	STAN..... 77-55..... MP
	ORE..... 68-60..... McA
2009-10	STAN..... 84-69..... MP
	STAN..... 72-65..... McA
2010-11	ORE..... 67-59..... MP
	STAN..... 88-71..... MK

ORE vs. UCLA

UCLA leads all-time series, 83-28

Longest Win Streak (Since 1978-79):

ORE: 5, 2002-2003

UCLA: 10, 1979-1983

First meeting:

1950-51 #UCLA.. 77-55..... McA

1978-79	UCLA..... 74-71..... PP
	UCLA..... 65-58..... McA
1979-80	UCLA..... 76-62..... McA
	UCLA..... 90-76..... PP
1980-81	UCLA..... 75-69..... McA
	UCLA..... 98-75..... PP
1981-82	UCLA..... 84-61..... PP
	UCLA..... 88-66..... McA
1982-83	UCLA..... 97-69..... PP
	UCLA..... 67-56..... McA
1983-84	ORE..... 62-51..... McA
	ORE..... 87-83 (OT)..... PP
1984-85	UCLA..... 67-59 (2OT)..... PP
	UCLA..... 72-69..... McA
1985-86	UCLA..... 71-65..... PP
	ORE..... 80-65..... McA
1986-87	UCLA..... 84-59..... PP
	UCLA..... 102-71..... McA
1987-88	UCLA..... 65-60..... PP
	UCLA..... 76-71..... McA
1988-89	UCLA..... 97-66..... McA
	UCLA..... 80-74..... PP
1989-90	UCLA..... 79-62..... PP
	ORE..... 105-99..... McA
	UCLA..... 94-76..... UAC (1)
1990-91	UCLA..... 90-83..... McA
	UCLA..... 100-83..... PP
1991-92	UCLA..... 99-71..... PP
	UCLA..... 84-65..... McA
1992-93	UCLA..... 99-87..... McA
	UCLA..... 97-90..... PP
1993-94	UCLA..... 89-73..... PP
	ORE..... 80-79..... McA
1994-95	ORE..... 82-72..... McA
	UCLA..... 94-78..... PP
1995-96	UCLA..... 77-71..... McA
	UCLA..... 85-78..... PP
1996-97	ORE..... 87-85 (OT)..... McA
	UCLA..... 74-67..... PP
1997-98	UCLA..... 68-66..... PP
	ORE..... 97-81..... McA
1998-99	UCLA..... 65-63..... McA
	UCLA..... 79-77..... PP
1999-00	ORE..... 73-58..... McA
	UCLA..... 75-69..... PP
2000-01	UCLA..... 98-88..... PP
	UCLA..... 88-73..... McA
2001-02	ORE..... 91-62..... McA
	ORE..... 65-62..... PP
2002-03	ORE..... 96-91 (OT)..... PP
	ORE..... 79-48..... McA
	ORE..... 75-74..... Stp (1)
2003-04	UCLA..... 81-74..... PP
	ORE..... 60-59..... McA
2004-05	UCLA..... 70-62..... McA
	UCLA..... 73-61..... PP
2005-06	UCLA..... 56-49..... McA
	UCLA..... 70-53..... PP

2006-07	ORE..... 68-66..... McA
	UCLA..... 69-57..... PP
2007-08	UCLA..... 80-75..... McA
	UCLA..... 75-65..... PP
2008-09	UCLA..... 83-74..... McA
	UCLA..... 94-68..... PP
2009-10	ORE..... 71-66 (OT)..... McA
	ORE..... 70-68..... PP
2010-11	UCLA..... 67-59..... MK
	UCLA..... 64-54..... PP
	ORE..... 76-59..... Stp (1)

ORE vs. USC

USC leads all-time series, 62-46

Longest Win Streak (Since 1978-79):

ORE: 9, 1987-1991

USC: 7, 1991-1994

First meeting:

1955-56 #ORE.... 55-45..... McA

1978-79	USC..... 70-64..... SA
	USC..... 87-64..... McA
1979-80	USC..... 83-66..... McA
	ORE..... 82-81..... SA
1980-81	ORE..... 74-67..... McA
	ORE..... 81-78..... SA
1981-82	USC..... 107-91..... SA
	USC..... 80-68..... McA
1982-83	USC..... 62-54..... SA
	USC..... 65-55..... McA
1983-84	ORE..... 80-49..... McA
	ORE..... 52-47..... SA
1984-85	USC..... 63-59..... McA
	USC..... 65-62..... SA
1985-86	USC..... 75-60..... For
	ORE..... 76-63..... McA
1986-87	USC..... 60-56..... SA
	ORE..... 57-55..... McA
	ORE..... 51-49..... PP (1)
1987-88	ORE..... 52-40..... SA
	ORE..... 74-62..... McA
1988-89	ORE..... 64-62..... McA
	ORE..... 70-68..... SA
1989-90	ORE..... 66-65..... SA
	ORE..... 96-79..... McA
1990-91	ORE..... 86-84..... McA
	USC..... 84-71..... SA
1991-92	USC..... 85-56..... SA
	USC..... 69-68..... McA
1992-93	USC..... 69-58..... McA
	USC..... 73-67..... SA
1993-94	USC..... 77-69..... SA
	USC..... 84-75..... McA
1994-95	ORE..... 95-83..... McA
	ORE..... 81-77..... SA
1995-96	ORE..... 80-60..... McA
	ORE..... 99-78..... SA
1996-97	USC..... 79-69..... McA
	USC..... 72-69..... SA
1997-98	USC..... 63-59..... SA
	ORE..... 73-61..... McA
1998-99	USC..... 85-84..... McA
	ORE..... 60-55..... SA
1999-00	ORE..... 68-67..... McA
	ORE..... 80-77..... SA
2000-01	USC..... 78-74..... SA
	USC..... 87-80 (OT)..... McA
2001-02	ORE..... 73-69..... McA
	ORE..... 67-65..... SA
	USC..... 89-78..... Stp (1)
2002-03	USC..... 91-76..... SA
	ORE..... 79-66..... McA
	ORE..... 74-66..... Stp (1)
2003-04	ORE..... 92-74..... SA
	ORE..... 75-70..... McA

2005-06	USC..... 84-78..... McA
	ORE..... 73-61..... SA
2006-07	USC..... 84-82..... McA
	USC..... 71-68..... GC
	ORE..... 81-57..... Stp (1)
2007-08	USC..... 95-86 (OT)..... McA
	USC..... 81-75..... GC
2008-09	USC..... 83-62..... McA
	USC..... 80-66..... GC
2009-10	ORE..... 67-57..... McA
	ORE..... 54-44..... GC
2010-11	ORE..... 68-52..... MK
	ORE..... 61-51..... GC

ORE vs. UTAH

UTAH leads all-time series, 8-7

Longest Win Streak:

ORE: 3, 1968-89

UTAH: 4, 1949-51

First meeting:

1941 ORE..... 51-15..... McA

Last meeting:

2008-09 UTAH ... 95-81..... JMHCC

ORE vs. WASH

WASH leads all-time series, 185-104

Longest Win Streak (Since 1978-79):

ORE: 5, 1993-1995

WASH: 5, 1980-1982

First meeting:

1903-04 #WASH.. 19-17..... Sea

1978-79	WASH ... 82-70..... HE
	ORE..... 73-71..... McA
1979-80	WASH ... 58-46..... McA
	WASH ... 70-65..... HE
1980-81	WASH ... 102-91..... HE
	WASH ... 70-68..... McA
1981-82	WASH ... 76-70..... McA
	ORE..... 82-78..... HE
1982-83	ORE..... 52-47..... McA
	WASH ... 79-66..... HE
1983-84	WASH ... 60-53..... HE
	WASH ... 79-58..... McA
1984-85	WASH ... 88-62..... HE
	ORE..... 70-66..... McA
1985-86	WASH ... 61-56..... McA
	WASH ... 73-67..... HE
1986-87	ORE..... 77-67..... McA
	WASH ... 81-74 (OT)..... HE
	WASH ... 70-56..... PP (1)
1987-88	WASH ... 75-63..... HE
	ORE..... 69-64..... McA
1988-89	WASH ... 71-70..... McA
	WASH ... 78-69..... HE
1989-90	ORE..... 65-54..... McA
	ORE..... 58-53..... HE
1990-91	WASH ... 88-86..... HE
	ORE..... 67-64..... McA
1991-92	WASH ... 72-71..... McA
	WASH ... 71-55..... HE
1992-93	WASH ... 70-53..... HE
	ORE..... 85-70..... McA
1993-94	ORE..... 61-60..... McA
	ORE..... 86-71..... HE
1994-95	ORE..... 92-83..... HE
	ORE..... 88-63..... McA
1995-96	WASH ... 72-69..... McA
	ORE..... 55-52..... HE
1996-97	WASH ... 78-77..... HE
	ORE..... 69-59..... McA
1997-98	WASH ... 81-71..... McA
	WASH ... 62-61..... HE
1998-99	WASH ... 86-76 (OT)..... HE
	ORE..... 94-81..... McA

1999-00	ORE..... 76-74 (OT).....KA
	WASH... 67-58..... McA
2000-01	WASH... 72-71 (OT)..... McA
	ORE..... 85-73..... BAHE
2001-02	WASH... 97-92..... BAHE
	ORE..... 90-84..... McA
	ORE..... 86-64..... Stp (1)
2002-03	ORE..... 91-66..... McA
	WASH... 78-66..... BAHE
2003-04	ORE..... 84-74..... McA
	WASH... 83-74..... BAHE
2004-05	WASH... 77-56..... BAHE
	WASH... 95-88 (OT)..... McA
2005-06	WASH... 78-59..... BAHE
	ORE..... 75-72..... McA
	WASH... 84-73..... Stp (1)
2006-07	WASH... 89-77..... BAHE
	ORE..... 93-85..... McA
2007-08	WASH... 78-70..... BAHE
	ORE..... 71-58..... McA
2008-09	WASH... 84-67..... McA
	WASH... 103-84..... BAHE
2009-10	ORE..... 90-79..... BAHE
	WASH... 86-72..... McA
2010-11	WASH... 87-69..... AAA
	ORE..... 81-76..... MK
	WASH... 69-51..... Stp (1)

ORE vs. WSU

ORE leads all-time series, 159-123
Longest Win Streak (Since 1978-79):
ORE: 14, 2002-07
WSU: 6, 2008-09

First meeting:

1907-08	#WSU... 15-13..... Pull
1978-79	WSU..... 74-65..... F
	WSU..... 53-52..... McA
1979-80	WSU..... 62-52..... McA
	WSU..... 81-66..... F
1980-81	ORE..... 70-66..... F
	ORE..... 82-67..... McA
1981-82	ORE..... 60-56..... McA
	WSU..... 76-69..... F
1982-83	WSU..... 54-51..... McA
	WSU..... 48-45..... F
1983-84	ORE..... 64-60..... F
	ORE..... 78-73..... McA
1984-85	ORE..... 74-72..... F
	ORE..... 84-62..... McA
1985-86	WSU..... 60-59..... McA
	WSU..... 75-71..... F
1986-87	ORE..... 60-55..... McA
	WSU..... 79-65..... F
1987-88	ORE..... 67-46..... F
	ORE..... 73-66..... McA
1988-89	ORE..... 67-49..... McA
	WSU..... 60-54..... F
	WSU..... 78-56..... For (1)
1989-90	ORE..... 82-68..... McA
	ORE..... 58-53..... F
1990-91	WSU..... 82-79..... F
	ORE..... 75-69..... McA
1991-92	WSU..... 90-55..... McA
	WSU..... 97-82..... F
1992-93	WSU..... 95-79..... F
	ORE..... 62-60..... McA
1993-94	WSU..... 95-85..... McA
	ORE..... 98-87..... F
1994-95	WSU..... 83-78..... F
	WSU..... 76-59..... McA
1995-96	ORE..... 70-63..... McA
	WSU..... 70-65..... F
1996-97	WSU..... 81-67..... SP
	ORE..... 93-82..... McA

1997-98	ORE..... 71-62..... McA
	ORE..... 64-63..... F
1998-99	ORE..... 87-83 (3OT)..... F
	ORE..... 77-64..... McA
1999-00	ORE..... 81-80 (OT)..... F
	ORE..... 70-53..... McA
2000-01	ORE..... 81-66..... McA
	WSU..... 63-62..... F
2001-02	ORE..... 94-86..... F
	ORE..... 115-77..... McA
2002-03	ORE..... 76-66..... McA
	ORE..... 89-70..... F
2003-04	ORE..... 60-45..... McA
	ORE..... 67-62 (OT)..... F
2004-05	ORE..... 55-52..... F
	ORE..... 69-66..... McA
2005-06	ORE..... 52-50..... F
	ORE..... 67-37..... McA
	ORE..... 66-55..... Stp (1)
2006-07	ORE..... 77-74 (OT)..... F
	ORE..... 64-59..... McA
2007-08	WSU..... 69-60..... F
	WSU..... 62-53..... McA
	WSU..... 75-70..... Stp (1)
2008-09	WSU..... 74-62..... McA
	WSU..... 67-38..... F
	WSU..... 62-40..... Stp (1)
2009-10	ORE..... 91-89 (2OT)..... F
	ORE..... 74-66..... McA
	ORE..... 86-84 (OT)..... Stp (1)
2010-11	WSU..... 77-63..... F
	ORE..... 69-43..... MK

OSU vs. STAN

OSU leads all-time series, 71-62
Longest Win Streak (Since 1978-79):
OSU: 7, 1980-1983
STAN: 11, 2000-2005

First meeting:

1929-30	OSU..... 29-24..... SP
1978-79	OSU..... 73-48..... G
	STAN... 79-76..... MP
1979-80	OSU..... 18-16..... MP
	OSU..... 85-57..... G
1980-81	OSU..... 76-62..... G
	OSU..... 62-57..... M
1981-82	OSU..... 81-38..... MP
	OSU..... 111-8..... G
1982-83	OSU..... 62-53..... G
	STAN... 88-75..... MP
1983-84	OSU..... 64-59..... MP
	OSU..... 73-68..... G
1984-85	OSU..... 83-73..... MP
	OSU..... 54-49..... G
1985-86	STAN... 56-52..... G
	OSU..... 74-60..... MP
1986-87	OSU..... 70-66..... MP
	OSU..... 71-59..... G
1987-88	STAN... 78-65..... G
	OSU..... 63-61..... MP
1988-89	STAN... 87-59..... MP
	STAN... 60-58..... G
1989-90	OSU..... 77-76..... MP
	OSU..... 84-70..... G
1990-91	OSU..... 73-66..... G
	STAN... 64-59..... MP
1991-92	STAN... 67-64..... G
	STAN... 76-56..... MP
1992-93	OSU..... 77-66..... MP
	OSU..... 82-65..... G
1993-94	STAN... 71-67..... G
	STAN... 90-66..... MP
1994-95	STAN... 95-82..... MP
	OSU..... 90-71..... G

1995-96	STAN... 65-50..... G
	STAN... 84-51..... MP
1996-97	OSU..... 86-77..... G
	STAN... 87-54..... MP
1997-98	STAN... 68-48..... G
	STAN... 85-77..... MP
1998-99	STAN... 72-56..... MP
	OSU..... 59-45..... G
1999-00	STAN... 73-45..... G
	STAN... 82-56..... MP
2000-01	STAN... 73-49..... MP
	STAN... 82-63..... G
2001-02	STAN... 67-50..... G
	STAN... 77-55..... MP
2002-03	STAN... 57-54..... MP
	STAN... 84-73..... G
2003-04	STAN... 62-48..... G
	STAN... 73-47..... MP
2004-05	STAN... 69-65..... MP
	OSU..... 84-83..... G
2005-06	STAN... 80-66..... MP
	STAN... 71-64..... G
2006-07	STAN... 67-56..... G
	STAN... 70-55..... MP
2007-08	STAN... 66-46..... G
	STAN... 71-56..... MP
2008-09	OSU..... 77-62..... MP
	OSU..... 66-54..... G
	STAN... 62-54..... Stp (1)
	OSU..... 65-62 (OT)..... G (2)
2009-10	STAN... 59-35..... MP
	STAN... 65-55..... G
2010-11	STAN... 70-56..... MP
	OSU..... 87-80..... GC
	OSU..... 69-67..... Stp (1)

OSU vs. UCLA

UCLA leads all-time series, 87-33
Longest Win Streak (Since 1978-79):
OSU: 4, 1983-1985
UCLA: 13, 2006-current

First meeting:

1924-25	#OSU... 20-15..... LA
1978-79	UCLA... 65-63..... PP
	UCLA... 69-56..... G
1979-80	OSU..... 76-67..... G
	UCLA... 93-67..... PP
1980-81	OSU..... 81-67..... G
	OSU..... 82-76..... PP
1981-82	UCLA... 74-68..... PP
	OSU..... 72-58..... G
1982-83	UCLA... 99-77..... PP
	OSU..... 69-65..... G
1983-84	OSU..... 72-63..... PP
	OSU..... 70-65..... G
1984-85	OSU..... 59-49..... G
	UCLA... 59-51..... PP
1985-86	OSU..... 54-49..... PP
	UCLA... 74-63..... G
1986-87	UCLA... 70-67 (OT)..... PP
	UCLA... 57-53..... G
1987-88	OSU..... 65-64..... PP
	OSU..... 73-68..... G
1988-89	OSU..... 82-69..... G
	UCLA... 92-75..... PP
1989-90	UCLA... 94-80..... PP
	OSU..... 83-74..... G
1990-91	OSU..... 97-96 (2OT)..... G
	UCLA... 87-56..... PP
1991-92	UCLA... 87-81 (OT)..... PP
	UCLA... 72-62..... G
1992-93	OSU..... 79-73..... G
	UCLA... 76-75..... PP
1993-94	UCLA... 104-71..... PP
	UCLA... 78-67..... G

1994-95	UCLA... 87-78..... G
	UCLA... 86-67..... PP
1995-96	UCLA... 68-66..... G
	UCLA... 69-60..... PP
1996-97	UCLA... 74-68..... G
	UCLA... 81-69..... PP
1997-98	UCLA... 90-72..... PP
	UCLA... 84-75..... G
1998-99	OSU..... 65-63..... G
	UCLA... 85-67..... PP
1999-00	UCLA... 85-74..... G
	UCLA... 69-59..... PP
2000-01	UCLA... 67-40..... PP
	UCLA... 68-65 (OT)..... G
2001-02	UCLA... 70-48..... G
	UCLA... 65-57..... PP
2002-03	OSU..... 83-79..... PP
	UCLA... 69-66..... G
2003-04	UCLA... 77-66..... PP
	OSU..... 65-56..... G
2004-05	OSU..... 85-80..... G
	UCLA... 69-61..... PP
	OSU..... 79-72..... Stp (1)
2005-06	UCLA... 63-54..... G
	UCLA... 78-60..... PP
	UCLA... 79-47..... Stp (1)
2006-07	UCLA... 71-56..... PP
	UCLA... 82-35..... G
2007-08	UCLA... 85-62..... G
	UCLA... 84-49..... PP
2008-09	UCLA... 69-46..... PP
	UCLA... 79-54..... G
2009-10	UCLA... 62-52..... G
	UCLA... 65-56..... PP
2010-11	UCLA... 62-57..... GC
	UCLA... 69-61..... PP

OSU vs. USC

USC leads all-time series, 65-58
Longest Win Streak (Since 1978-79):
OSU: 7, 1979-1982
USC: 7, 2005-2008

First meeting:

1924-25	OSU..... 30-22..... (n/a)
1978-79	USC..... 76-75..... SA
	OSU..... 70-67..... G
1979-80	OSU..... 82-68..... G
	OSU..... 73-72..... SA
1980-81	OSU..... 55-48..... G
	OSU..... 73-64..... SA
1981-82	OSU..... 72-55..... SA
	OSU..... 45-36..... G
1982-83	USC..... 74-69..... SA
	OSU..... 62-50..... G
1983-84	OSU..... 51-45..... G
	OSU..... 66-57..... SA
1984-85	USC..... 60-58..... G
	OSU..... 60-58 (OT)..... SA
1985-86	OSU..... 68-64..... SA
	USC..... 66-60..... G
1986-87	OSU..... 57-51..... SA
	USC..... 65-55..... G
1987-88	OSU..... 80-77 (OT)..... LMU
	OSU..... 84-57..... G
1988-89	OSU..... 64-55..... G
	OSU..... 74-65..... SA
1989-90	OSU..... 92-82..... SA
	OSU..... 98-94 (OT)..... G
1990-91	USC..... 70-68..... G
	USC..... 85-75..... SA
1991-92	USC..... 90-73..... SA
	OSU..... 92-78..... G
1992-93	OSU..... 68-57..... G
	USC..... 69-60..... SA

TEAM VS. TEAM RESULTS



1993-94	USC..... 82-76..... SA
	USC..... 69-68..... G
1994-95	OSU..... 90-89 (OT)..... G
	OSU..... 83-81 (OT)..... SA
1995-96	OSU..... 56-54..... G
	USC..... 64-47..... SA
1996-97	USC..... 71-68..... G
	USC..... 83-62..... SA
1997-98	USC..... 71-67..... SA
	OSU..... 83-74 (OT)..... G
1998-99	OSU..... 69-66 (OT)..... G
	USC..... 86-61..... SA
1999-00	USC..... 82-69..... G
	USC..... 82-71..... SA
2000-01	USC..... 73-47..... SA
	OSU..... 67-52..... G
2001-02	USC..... 64-51..... G
	USC..... 79-45..... SA
2002-03	OSU..... 83-74..... SA
	OSU..... 61-60..... G
2003-04	USC..... 91-82..... SA
	USC..... 63-60..... G
2004-05	OSU..... 74-64..... G
	USC..... 78-68..... SA
2005-06	USC..... 72-70 (OT)..... G
	USC..... 89-84..... SA
2006-07	USC..... 91-46..... G
	USC..... 73-56..... GC
2007-08	USC..... 68-44..... G
	USC..... 81-53..... GC
2008-09	OSU..... 62-58 (OT)..... G
	USC..... 68-52..... GC
2009-10	OSU..... 51-45..... G
	OSU..... 49-44..... GC
2010-11	OSU..... 80-76..... G
	USC..... 67-56..... GC

OSU vs. UTAH

UTAH leads all-time series, 12-7

Longest Win Streak:

OSU: 2, 1941

UTAH: 4, 1958-68

First meeting:

1939 UTAH ... 53-37.....UF

Last meeting:

1999-00 UTAH ... 87-77.....JMHC

OSU vs. WASH

WASH leads all-time series, 152-136

Longest Win Streak (Since 1978-79):

OSU: 10, 1979-1983

WASH: 8, 2008-2011

First meeting:

1903-04 #OSU.... 22-19..... Corv

1978-79	OSU..... 68-66.....HE
	OSU..... 75-69.....G
1979-80	OSU..... 89-84.....G
	OSU..... 83-73.....HE
1980-81	OSU..... 97-91.....HE
	OSU..... 89-63.....G
1981-82	OSU..... 63-43.....G
	OSU..... 55-44.....HE
1982-83	OSU..... 71-52.....G
	OSU..... 60-50.....HE
1983-84	WASH... 72-58.....HE
	OSU..... 64-52.....G
1984-85	OSU..... 52-45.....HE
	WASH... 60-45.....G
1985-86	WASH... 73-72.....G
	WASH... 65-55.....HE
1986-87	OSU..... 71-50.....G
	WASH... 63-61.....HE

1987-88	WASH... 63-59.....HE
	OSU..... 69-57.....G
	OSU..... 80-61.....McK (1)
1988-89	OSU..... 71-70.....G
	OSU..... 106-66.....HE
1989-90	OSU..... 70-63.....G
	WASH... 66-57.....HE
1990-91	OSU..... 70-60.....HE
	OSU..... 80-63.....G
1991-92	OSU..... 82-58.....G
	OSU..... 77-67.....HE
1992-93	OSU..... 73-70.....HE
	WASH... 61-51.....G
1993-94	OSU..... 75-71 (OT).....G
	WASH... 62-49.....HE
1994-95	WASH... 75-57.....HE
	WASH... 65-63.....G
1995-96	OSU..... 63-55.....G
	WASH... 50-40.....HE
1996-97	WASH... 77-72.....HE
	WASH... 87-78.....G
1997-98	WASH... 70-57.....G
	WASH... 84-74.....HE
1998-99	WASH... 70-50.....HE
	WASH... 82-69.....G
1999-00	OSU..... 74-57.....KA
	OSU..... 71-47.....G
2000-01	OSU..... 63-56.....G
	OSU..... 83-69.....BAHE
2001-02	OSU..... 68-53.....BAHE
	WASH... 68-63.....G
2002-03	OSU..... 82-62.....G
	OSU..... 80-72.....BAHE
2003-04	WASH... 103-99 (OT).....G
	WASH... 80-79.....BAHE
2004-05	WASH... 108-68.....BAHE
	OSU..... 90-73.....G
2005-06	WASH... 69-65.....BAHE
	WASH... 96-63.....G
2006-07	WASH... 91-74.....BAHE
	OSU..... 73-65.....G
2007-08	WASH... 83-74.....BAHE
	WASH... 97-59.....G
2008-09	WASH... 85-59.....G
	WASH... 79-60.....BAHE
2009-10	WASH... 76-70.....BAHE
	WASH... 82-70.....G
	WASH... 59-52.....Stp (1)
2010-11	WASH... 103-72.....AAA
	OSU..... 68-56.....G

OSU vs. WSU

OSU leads all-time series, 162-120

Longest Win Streak (Since 1978-79):

OSU: 6, 1984-1987 and 1988-1990

WSU: 7, 1994-1997

First meeting:

1906-07 #OSU.... 30-14..... Pull

1978-79	WSU..... 67-61..... F
	OSU..... 66-52..... G
1979-80	OSU..... 65-63..... G
	WSU..... 69-51..... F
1980-81	OSU..... 66-53..... F
	OSU..... 81-53..... G
1981-82	OSU..... 64-46..... G
	OSU..... 40-36..... F
1982-83	WSU..... 79-69..... G
	WSU..... 63-61 (OT)..... F
1983-84	#OSU.... 79-57..... MC
	WSU..... 74-65..... F
	OSU..... 66-55..... G
1984-85	OSU..... 73-56..... F
	OSU..... 69-49..... G
1985-86	OSU..... 57-54..... G
	OSU..... 66-49..... F

1986-87	OSU..... 66-48..... G
	WSU..... 73-63..... F
1987-88	WSU..... 56-49..... F
	OSU..... 62-48..... G
	OSU..... 74-68 (20T)McK (1)
1988-89	OSU..... 90-63..... G
	OSU..... 83-70..... F
1989-90	OSU..... 79-64..... G
	OSU..... 83-63..... F
1990-91	WSU..... 99-77..... F
	OSU..... 87-85..... G
1991-92	WSU..... 81-69..... G
	WSU..... 87-84 (OT)..... F
1992-93	WSU..... 56-51..... F
	OSU..... 59-58..... G
1993-94	WSU..... 81-66..... G
	WSU..... 101-64..... F
1994-95	WSU..... 77-75..... F
	WSU..... 94-85..... G
1995-96	WSU..... 76-62..... G
	WSU..... 61-42..... F
1996-97	WSU..... 80-64..... SP
	OSU..... 61-49..... G
1997-98	WSU..... 69-53..... G
	WSU..... 80-68..... F
1998-99	WSU..... 84-79..... F
	OSU..... 83-64..... G
1999-00	OSU..... 77-73..... F
	OSU..... 64-56..... G
2000-01	OSU..... 67-62..... G
	WSU..... 57-53..... F
2001-02	OSU..... 74-72..... F
	OSU..... 91-55..... G
2002-03	OSU..... 63-48..... G
	WSU..... 75-71..... F
2003-04	OSU..... 52-41..... G
	OSU..... 65-58..... G
2004-05	WSU..... 63-45..... F
	OSU..... 58-51..... G
2005-06	OSU..... 59-50..... F
	OSU..... 71-62..... G
2006-07	WSU..... 70-55..... G
	WSU..... 58-54..... F
2007-08	WSU..... 69-46..... F
	WSU..... 70-57..... G
2008-09	WSU..... 61-57 (OT)..... G
	OSU..... 54-52..... F
2009-10	WSU..... 65-60..... F
	OSU..... 59-55..... G
2010-11	WSU..... 84-70..... F
	OSU..... 61-55..... G

STAN vs. UCLA

UCLA leads all-time series, 134-90

Longest Win Streak (Since 1978-79):

STAN: 6, 2003-2005

UCLA: 9, 1991-1995

First meeting:

1924-25 #STAN.. 23-17..... SP

1978-79	STAN... 75-72..... MP
	UCLA... 99-71..... PP
1979-80	UCLA... 92-60..... PP
	UCLA... 75-62..... MP
1980-81	UCLA... 85-58..... PP
	STAN... 74-72..... MP
1981-82	UCLA... 42-34..... MP
	UCLA... 79-53..... PP
1982-83	UCLA... 101-87..... MP
	UCLA... 99-86..... PP
1983-84	UCLA... 71-66..... PP
	STAN... 75-64..... MP
1984-85	UCLA... 100-71..... PP
	UCLA... 72-66..... MP
1985-86	STAN... 76-70..... MP
	UCLA... 95-74..... PP

1986-87	UCLA... 95-75..... PP
	UCLA... 93-62..... MP
1987-88	STAN... 116-110 (20T).. MP
	UCLA... 91-69..... PP
1988-89	UCLA... 74-70..... PP
	STAN... 84-75..... MP
	STAN... 95-86..... For (1)
1989-90	STAN... 87-79..... MP
	STAN... 70-69..... PP
1990-91	STAN... 89-82..... PP
	UCLA... 89-86..... MP
1991-92	UCLA... 83-77..... MP
	UCLA... 96-70..... PP
1992-93	UCLA... 84-76..... PP
	UCLA... 72-64..... MP
1993-94	UCLA... 69-65..... MP
	UCLA... 103-88..... PP
1994-95	UCLA... 77-74..... PP
	UCLA... 88-77..... MP
1995-96	STAN... 67-66..... MP
	UCLA... 64-56..... PP
1996-97	STAN... 109-61..... MP
	UCLA... 87-68..... PP
1997-98	STAN... 93-80..... MP
	STAN... 84-81..... PP
1998-99	STAN... 72-59..... PP
	STAN... 77-73..... MP
1999-00	STAN... 78-63..... PP
	UCLA... 94-93 (OT)..... MP
2000-01	UCLA... 79-73..... MP
	STAN... 85-79..... PP
2001-02	STAN... 86-76..... PP
	UCLA... 95-92..... MP
2002-03	STAN... 52-51..... MP
	STAN... 93-84..... PP
2003-04	STAN... 67-52..... MP
	STAN... 73-60..... PP
2004-05	STAN... 75-64..... PP
	STAN... 78-65..... MP
2005-06	UCLA... 71-54..... PP
	UCLA... 75-54..... MP
2006-07	STAN... 75-68..... MP
	UCLA... 75-61..... PP
2007-08	UCLA... 76-67..... MP
	UCLA... 77-67 (OT)..... PP
	UCLA... 67-64..... Stp (1)
2008-09	UCLA... 97-63..... PP
	UCLA... 76-71..... MP
2009-10	STAN... 70-59..... MP
	UCLA... 77-73..... PP
2010-11	UCLA... 68-57..... PP
	UCLA... 69-65..... MP

STAN vs. USC

USC leads all-time series, 125-114

Longest Win Streak (Since 1978-79):

STAN: 13, 1984-1990

USC: 4, 1981-1982

First meeting:

1916-17 #STAN.. 34-10..... SP

1978-79	USC..... 57-55..... MP
	USC..... 79-68..... SA
1979-80	USC..... 69-68..... SA
	STAN... 93-91 (OT)..... MP
1980-81	USC..... 89-64..... SA
	USC..... 74-67..... MP
1981-82	USC..... 85-74..... MP
	USC..... 74-59..... SA
1982-83	STAN... 92-74..... MP
	USC..... 90-76..... SA
1983-84	USC..... 51-49 (OT)..... SA
	STAN... 64-56..... MP
1984-85	STAN... 60-54..... SA
	STAN... 86-65..... MP

1985-86	STAN	61-59.....	SA
	STAN	85-64.....	MP
1986-87	STAN	64-58.....	SA
	STAN	72-57.....	MP
1987-88	STAN	88-62.....	MP
	STAN	73-65.....	SA
1988-89	STAN	68-52.....	SA
	STAN	74-65.....	MP
	STAN	66-61.....	For (2)
1989-90	STAN	74-61.....	MP
	USC	71-62.....	SA
1990-91	USC	85-67.....	SA
	STAN	92-76.....	MP
1991-92	USC	82-72.....	MP
	USC	73-72 (OT).....	SA
1992-93	USC	63-55.....	SA
	STAN	78-62.....	MP
1993-94	STAN	76-67.....	MP
	STAN	66-55.....	SA
1994-95	STAN	85-82.....	SA
	STAN	90-78.....	MP
1995-96	USC	84-80.....	SA
	STAN	99-69.....	MP
1996-97	STAN	85-70.....	MP
	USC	84-81.....	SA
1997-98	STAN	99-62.....	MP
	STAN	83-59.....	SA
1998-99	STAN	72-55.....	SA
	USC	86-82 (OT).....	MP
1999-00	STAN	67-57.....	SA
	STAN	111-68.....	MP
2000-01	STAN	77-71.....	MP
	STAN	70-68.....	SA
2001-02	USC	90-82.....	SA
	USC	77-58.....	MP
	USC	103-78.....	Stp (1)
2002-03	STAN	80-72.....	MP
	STAN	73-67.....	SA
	USC	79-74.....	Stp (1)
2003-04	STAN	77-67.....	MP
	STAN	76-67.....	SA
2004-05	STAN	78-70.....	SA
	STAN	71-62.....	MP
2005-06	USC	82-71.....	Stp
	STAN	58-56.....	MP
2006-07	STAN	65-50.....	MP
	USC	69-65.....	GC
	USC	83-79 (OT).....	Stp (1)
2007-08	STAN	52-46.....	MP
	USC	77-64.....	GC
2008-09	USC	70-69.....	GC
	STAN	75-63.....	MP
2009-10	STAN	54-53.....	MP
	USC	54-49.....	GC
2010-11	USC	65-42.....	GC
	USC	69-53.....	MP

STAN vs. UTAH

UTAH leads all-time series, 14-7
 Longest Win Streak:
 STAN: 2, twice. Last: 1960-62
 UTAH: 3, four times. Last: 1969-72
 First meeting:
 1932 STAN 41-37.....UF
 Last meeting:
 1996-97 UTAH ... 82-77 (OT).....N

STAN vs. WASH

STAN leads all-time series, 70-66
 Longest Win Streak (Since 1978-79):
 STAN: 10, 1998-2002
 WASH: 6, 2009-10

First meeting:
 1915-16 #WASH . 35-19..... SP

1978-79	STAN	80-69.....	MP
	WASH	84-63.....	HE
1979-80	WASH	81-59.....	HE
	STAN	79-78 (OT).....	MP
1980-81	WASH	65-57.....	MP
	WASH	89-71.....	HE
1981-82	WASH	75-70.....	HE
	WASH	53-52.....	MP
1982-83	WASH	84-65.....	HE
	STAN	77-63.....	MP
1983-84	STAN	78-74.....	MP
	WASH	68-63.....	HE
1984-85	WASH	78-69.....	HE
	WASH	67-47.....	MP
1985-86	WASH	70-69.....	MP
	WASH	96-87.....	HE
1986-87	STAN	82-77.....	MP
	WASH	70-65.....	HE
	WASH	86-71.....	PP (1)
1987-88	STAN	86-70.....	MP
	WASH	84-82 (2OT).....	HE
1988-89	STAN	71-69.....	HE
	STAN	82-74 (OT).....	MP
1989-90	WASH	71-59.....	HE
	STAN	59-48.....	MP
1990-91	STAN	87-55.....	MP
	STAN	60-59.....	HE
1991-92	STAN	64-58.....	HE
	STAN	85-70.....	MP
1992-93	WASH	68-67.....	MP
	WASH	56-51.....	HE
1993-94	STAN	67-65.....	MP
	STAN	76-61.....	HE
1994-95	STAN	65-51.....	HE
	STAN	74-65.....	MP
1995-96	STAN	71-56.....	MP
	WASH	74-71.....	HE
1996-97	STAN	78-67.....	MP
	WASH	75-61.....	HE
1997-98	STAN	74-72.....	HE
	STAN	93-70.....	MP
1998-99	STAN	67-60.....	MP
	STAN	89-57.....	HE
1999-00	STAN	92-62.....	MP
	STAN	77-52.....	KA
2000-01	STAN	94-63.....	BAHE
	STAN	99-79.....	MP
2001-02	STAN	105-60.....	MP
	STAN	91-65.....	BAHE
2002-03	WASH	73-68.....	BAHE
	STAN	78-69.....	MP
2003-04	STAN	85-72.....	MP
	WASH	75-62.....	BAHE
	STAN	77-66.....	Stp (1)
2004-05	WASH	76-73.....	BAHE
	STAN	77-67.....	MP
	WASH	66-63.....	Stp (1)
2005-06	STAN	76-67 (OT).....	MP
	WASH	75-57.....	BAHE
2006-07	STAN	78-77.....	MP
	WASH	64-52.....	BAHE
2007-08	STAN	65-51.....	BAHE
	STAN	82-79.....	MP
2008-09	WASH	84-83.....	BAHE
	WASH	75-68.....	MP
	WASH	85-73.....	Stp (1)

2009-10	WASH	94-61.....	BAHE
	WASH	78-61.....	MP
	WASH	79-64.....	Stp (1)
2010-11	STAN	58-56.....	MP
	WASH	87-76.....	AAA

STAN vs. WSU

STAN leads all-time series, 69-58
 Longest Win Streak (Since 1978-79):
 STAN: 18, 1996-2004
 WSU: 5, 1981-1983

First meeting:
 1916-17 #WSU ... 36-18..... SP

1978-79	WSU	75-52.....	MP
	WSU	69-47.....	F
1979-80	WSU	102-74.....	F
	WSU	93-75.....	MP
1980-81	STAN	62-60.....	MP
	WSU	59-58.....	F
1981-82	WSU	63-58.....	F
	WSU	62-54.....	MP
1982-83	WSU	67-63.....	F
	WSU	79-69.....	MP
1983-84	STAN	68-65.....	MP
	WSU	65-61.....	F
1984-85	WSU	71-59.....	F
	WSU	78-68.....	MP
1985-86	STAN	84-67.....	MP
	WSU	69-66.....	F
1986-87	STAN	93-76.....	MP
	WSU	74-64.....	F
1987-88	WSU	70-68 (OT).....	MP
	STAN	51-50.....	F
1988-89	STAN	85-43.....	F
	STAN	65-63.....	MP
1989-90	STAN	69-49.....	F
	STAN	68-54.....	MP
1990-91	STAN	94-63.....	MP
	WSU	74-68.....	F
1991-92	WSU	67-59.....	F
	STAN	85-70.....	MP
1992-93	WSU	64-59.....	MP
	WSU	87-54.....	F
1993-94	STAN	75-64.....	MP
	WSU	77-71.....	F
1994-95	WSU	77-63.....	F
	STAN	79-72.....	MP
1995-96	WSU	68-59.....	MP
	STAN	78-67.....	F
1996-97	STAN	81-61.....	MP
	STAN	76-63.....	F
1997-98	STAN	82-72.....	F
	STAN	72-56.....	MP
1998-99	STAN	94-45.....	MP
	STAN	64-48.....	F
1999-00	STAN	63-38.....	MP
	STAN	89-52.....	F
2000-01	STAN	72-61.....	F
	STAN	75-64.....	MP
2001-02	STAN	83-50.....	MP
	STAN	76-63.....	F
2002-03	STAN	73-68 (OT).....	F
	STAN	72-54.....	MP
2003-04	STAN	73-51.....	MP
	STAN	63-61.....	F
	STAN	68-47.....	Stp (1)
2004-05	WSU	60-51.....	F
	WSU	59-48.....	MP
	STAN	60-58.....	Stp (1)
2005-06	STAN	69-59.....	MP
	STAN	39-37.....	F
2006-07	STAN	71-68.....	MP
	WSU	58-45.....	F

2007-08	STAN	67-65 (OT).....	F
	STAN	60-53.....	MP
	STAN	75-64.....	Stp (1)
2008-09	WSU	55-54.....	F
	STAN	65-54.....	MP
2009-10	WSU	77-73.....	F
	STAN	60-58.....	MP
2010-11	WSU	61-58.....	F
	STAN	75-62.....	MP

UCLA vs. USC

UCLA leads all-time series, 129-104
 Longest Win Streak (Since 1978-79):
 UCLA: 10, 1995-1999
 USC: 4, 2003-2004; 2009-2011

First meeting:
 1927-28 USC 45-35..... USC

1978-79	UCLA	89-86.....	SA
	UCLA	102-94 (OT).....	PP
1979-80	USC	82-74.....	SA
	UCLA	91-64.....	PP
1980-81	USC	68-66.....	PP
	UCLA	76-62.....	SA
1981-82	USC	86-71.....	SA
	UCLA	69-66.....	PP
1982-83	UCLA	77-60.....	PP
	UCLA	71-64.....	SA
1983-84	UCLA	75-69 (OT).....	PP
	USC	80-72.....	SA
1984-85	USC	78-77 (2OT).....	SA
	USC	80-78 (4OT).....	PP
1985-86	UCLA	66-56.....	PP
	USC	79-64.....	SA
1986-87	UCLA	77-65.....	SA
	UCLA	82-76.....	PP
1987-88	UCLA	81-65.....	PP
	UCLA	85-70.....	SA
1988-89	UCLA	67-66.....	SA
	UCLA	68-65.....	PP
1989-90	UCLA	89-72.....	PP
	USC	76-75.....	SA
1990-91	UCLA	98-81.....	PP
	USC	76-74.....	SA
1991-92	USC	86-82.....	PP
	USC	83-79.....	SA
1992-93	UCLA	90-80.....	SA
	USC	72-62.....	PP
1993-94	UCLA	101-72.....	PP
	USC	85-79.....	SA
1994-95	UCLA	73-69.....	SA
	UCLA	100-93.....	PP
1995-96	UCLA	99-72.....	PP
	UCLA	61-59.....	SA
1996-97	UCLA	96-87.....	SA
	UCLA	82-60.....	PP
1997-98	UCLA	101-84.....	PP
	UCLA	82-75 (OT).....	SA
1998-99	UCLA	98-80.....	SA
	UCLA	68-63.....	PP
1999-00	USC	79-71.....	SA
	UCLA	83-78.....	PP
2000-01	UCLA	80-75.....	PP
	UCLA	85-76.....	SA
2001-02	USC	81-77.....	For
	UCLA	67-65.....	PP
2002-03	USC	80-75.....	PP
	USC	86-85.....	SA
2003-04	USC	76-69.....	SA
	USC	78-77 (OT).....	PP
2004-05	UCLA	72-69.....	SA
	UCLA	90-69.....	PP
2005-06	UCLA	66-45.....	PP
	USC	71-68.....	SA
2006-07	UCLA	65-64.....	GC
	UCLA	70-65.....	PP

TEAM VS. TEAM RESULTS



2007-08	USC..... 72-63.....PP
	UCLA... 56-46.....GC
	UCLA... 57-54.....Stp (1)
2008-09	UCLA... 64-60.....GC
	UCLA... 76-60.....PP
	USC..... 65-55.....Stp (1)
2009-10	USC..... 67-46.....PP
	USC..... 68-64.....GC
2010-11	USC..... 63-52.....GC
	UCLA... 64-50.....PP

* - USC home game
** - UCLA home game

UCLA vs. UTAH

All-time series tied, 4-4
Longest Win Streak:
UCLA: 2, 1929
UTAH: 2, 1929-61

First meeting:

1928 UCLA... 38-32.....UF

Last meeting:

1982-83 UTAH... 67-61.....N

UCLA vs. WASH

UCLA leads all-time series, 89-41
Longest Win Streak (Since 1978-79):
UCLA: 10, 1987-1990;1993-1998
WASH: 3, 2005-2006; 2010-current

First meeting:

1936-37 WASH... 52-51.....HE

1978-79	UCLA... 86-61.....PP
	WASH... 69-68.....HE
1979-80	UCLA... 76-59.....HE
	WASH... 72-70.....PP
1980-81	UCLA... 96-74.....PP
	UCLA... 91-72.....HE
1981-82	WASH... 56-50.....HE
	UCLA... 68-67.....PP
1982-83	UCLA... 84-65.....PP
	UCLA... 90-66.....HE
1983-84	WASH... 89-81 (3OT).....HE
	UCLA... 73-59.....PP
1984-85	UCLA... 63-51.....PP
	WASH... 67-61.....HE
1985-86	WASH... 90-65.....HE
	UCLA... 94-89 (OT).....PP
1986-87	WASH... 90-80.....HE
	WASH... 95-87.....PP
	UCLA... 76-64.....PP (1)
1987-88	UCLA... 78-71.....PP
	UCLA... 97-87.....HE
1988-89	UCLA... 93-74.....HE
	UCLA... 101-78.....PP
	UCLA... 64-54.....For (1)
1989-90	UCLA... 58-56.....HE
	UCLA... 74-61.....PP
1990-91	WASH... 86-68.....HE
	UCLA... 73-60.....PP
1991-92	UCLA... 74-61.....PP
	UCLA... 80-79.....HE
1992-93	WASH... 81-67.....HE
	UCLA... 93-64.....PP
1993-94	UCLA... 82-62.....HE
	UCLA... 79-76.....PP
1994-95	UCLA... 91-78.....PP
	UCLA... 74-66.....HE
1995-96	UCLA... 91-88 (OT).....PP
	UCLA... 78-70.....HE
1996-97	UCLA... 79-70.....PP
	UCLA... 87-85.....HE
1997-98	UCLA... 105-94.....PP
	WASH... 95-94.....HE
1998-99	WASH... 93-83.....HE
	UCLA... 79-62.....PP

1999-00	WASH... 63-62.....KA
	UCLA... 90-64.....PP
2000-01	UCLA... 86-64.....PP
	WASH... 96-94.....BAHE
2001-02	UCLA... 85-79.....BAHE
	UCLA... 74-62.....PP
2002-03	UCLA... 77-67.....BAHE
	UCLA... 83-72.....PP
2003-04	UCLA... 86-84 (OT).....BAHE
	UCLA... 80-75.....PP
	WASH... 91-83.....Stp (1)
2004-05	UCLA... 95-86.....PP
	WASH... 82-70.....BAHE
2005-06	WASH... 69-65.....PP
	WASH... 70-67.....BAHE
2006-07	UCLA... 96-74.....PP
	WASH... 61-51.....BAHE
2007-08	UCLA... 69-55.....PP
	WASH... 71-61.....BAHE
2008-09	WASH... 86-75.....BAHE
	UCLA... 85-76.....PP
2009-10	UCLA... 62-61.....PP
	WASH... 97-68.....BAHE
2010-11	WASH... 74-63.....PP
	WASH... 70-63.....AAA

UCLA vs. WSU

UCLA leads all-time series, 99-14
Longest Win Streak (Since 1978-79):
UCLA: 22, 1993-2004
WSU: 1, eight times

First meeting:

1936-37 #WSU... 33-23.....B

1978-79	UCLA... 89-71.....PP
	UCLA... 110-102 (3OT).....F
1979-80	WSU... 80-64.....F
	UCLA... 80-66.....PP
1980-81	UCLA... 87-61.....PP
	UCLA... 59-50.....F
1981-82	WSU... 57-51 (3OT).....F
	UCLA... 57-54.....PP
1982-83	UCLA... 89-87 (OT).....PP
	WSU... 70-68.....F
1983-84	UCLA... 73-59.....F
	UCLA... 83-64.....PP
1984-85	UCLA... 75-48.....PP
	WSU... 66-58 (OT).....F
1985-86	UCLA... 81-80 (2OT).....F
	UCLA... 88-81.....PP
1986-87	WSU... 81-73.....F
	UCLA... 61-60.....PP
1987-88	UCLA... 88-63.....PP
	UCLA... 62-55.....F
	WSU... 73-71.....McK (1)
1988-89	UCLA... 64-63.....F
	UCLA... 56-55.....PP
1989-90	UCLA... 68-64.....F
	UCLA... 74-61.....PP
1990-91	UCLA... 99-91.....F
	UCLA... 86-64.....PP
1991-92	UCLA... 82-61.....PP
	UCLA... 89-85.....F
1992-93	WSU... 67-56.....F
	UCLA... 71-70.....PP
1993-94	UCLA... 81-79.....F
	UCLA... 76-66.....PP
1994-95	UCLA... 91-78.....PP
	UCLA... 98-83.....F
1995-96	UCLA... 82-71.....PP
	UCLA... 78-73 (OT).....F
1996-97	UCLA... 84-56.....PP
	UCLA... 87-86.....F
1997-98	UCLA... 88-68.....PP
	UCLA... 78-75.....F

1998-99	UCLA... 69-66.....F
	UCLA... 100-61.....PP
1999-00	UCLA... 86-64.....F
	UCLA... 90-64.....PP
2000-01	UCLA... 75-57.....PP
	UCLA... 86-76.....F
2001-02	UCLA... 79-74.....F
	UCLA... 81-69.....PP
2002-03	UCLA... 98-83.....F
	UCLA... 86-71.....PP
2003-04	UCLA... 48-45.....F
	WSU... 55-48.....PP
2004-05	UCLA... 80-77 (2OT).....PP
	UCLA... 58-56 (OT).....F
2005-06	UCLA... 63-61.....PP
	UCLA... 50-30.....F
2006-07	UCLA... 55-52.....PP
	UCLA... 53-45.....F
2007-08	UCLA... 81-74.....PP
	UCLA... 67-59.....F
2008-09	UCLA... 61-59.....F
	WSU... 82-81.....PP
	UCLA... 64-53.....Stp (1)
2009-10	UCLA... 74-62.....PP
	UCLA... 71-51.....F
2010-11	UCLA... 80-71.....PP
	UCLA... 58-54 (OT).....F

USC vs. UTAH

USC leads all-time series, 15-14
Longest Win Streak:
USC: 5, 1952-54
UTAH: 3, 1948

First meeting:

1933 USC... 40-35.....UF

Last meeting:

2000-01 USC... 65-60.....N

USC vs. WASH

USC leads all-time series, 68-66
Longest Win Streak:
USC: 7, 1999-2002
WASH: 5, 2004-2006

First meeting:

1924-25 WASH... 40-23.....HE

1978-79	USC... 69-59.....SA
	USC... 61-59.....HE
1979-80	WASH... 80-72.....HE
	USC... 77-68.....SA
1980-81	WASH... 63-61 (OT).....SA
	USC... 90-81.....HE
1981-82	WASH... 73-72 (OT).....HE
	USC... 76-70.....SA
1982-83	USC... 73-60.....SA
	WASH... 82-73.....HE
1983-84	WASH... 79-47.....HE
	WASH... 71-66.....SA
1984-85	WASH... 66-50.....CSDH
	USC... 61-50.....HE
1985-86	WASH... 91-75.....HE
	WASH... 70-64.....SA
1986-87	WASH... 95-82.....HE
	WASH... 51-45.....SA
1987-88	USC... 67-65.....SA
	WASH... 71-41.....HE
1988-89	WASH... 84-75.....HE
	WASH... 74-68.....SA
1989-90	WASH... 65-60.....HE
	USC... 73-65.....SA
1990-91	WASH... 82-65.....HE
	USC... 75-51.....SA
1991-92	USC... 59-56.....SA
	USC... 82-68.....HE

1992-93	WASH... 46-41.....HE
	USC... 56-55.....SA
1993-94	USC... 53-46.....HE
	WASH... 50-49.....SA
1994-95	USC... 85-76.....SA
	WASH... 83-73.....HE
1995-96	WASH... 69-62.....SA
	USC... 94-72.....HE
1996-97	USC... 77-58.....SA
	WASH... 94-84.....HE
1997-98	WASH... 101-86.....SA
	WASH... 91-66.....HE
1998-99	WASH... 85-83.....HE
	USC... 70-57.....SA
1999-00	USC... 81-79 (OT).....KA
	USC... 90-71.....SA
2000-01	USC... 87-61.....SA
	USC... 85-56.....BAHE
2001-02	USC... 87-65.....BAHE
	USC... 94-74.....For
2002-03	WASH... 76-72.....BAHE
	WASH... 95-89.....SA
2003-04	USC... 88-80.....BAHE
	WASH... 93-82.....SA
2004-05	WASH... 84-59.....SA
	WASH... 99-69.....BAHE
2005-06	WASH... 86-77.....SA
	WASH... 87-73.....BAHE
2006-07	USC... 86-79 (2OT).....GC
	WASH... 85-70.....BAHE
2007-08	USC... 66-51.....GC
	USC... 73-59.....BAHE
2008-09	WASH... 78-73.....BAHE
	WASH... 60-51.....GC
2009-10	USC... 87-61.....GC
	USC... 67-64.....BAHE
2010-11	WASH... 73-67 (OT).....GC
	USC... 62-60.....AAA

USC vs. WSU

USC leads all-time series, 67-44
Longest Win Streak:
USC: 9, 1999-2003
WSU: 4, 2004-05

First meeting:

1948-49 WSU... 55-52.....SF

1978-79	USC... 67-61.....SA
	USC... 71-69.....F
1979-80	WSU... 77-57.....F
	WSU... 69-67.....SA
1980-81	USC... 57-43.....SA
	USC... 60-59.....F
1981-82	USC... 57-56 (OT).....F
	USC... 61-56.....SA
1982-83	USC... 56-49.....SA
	WSU... 83-80.....F
1983-84	USC... 68-61.....F
	USC... 57-56.....For
1984-85	USC... 69-62.....CSDH
	USC... 64-58.....F
1985-86	WSU... 65-58.....F
	WSU... 77-75 (OT).....SA
1986-87	WSU... 70-60.....F
	USC... 66-37.....SA
1987-88	USC... 65-60.....SA
	WSU... 67-57.....F
1988-89	WSU... 72-65.....F
	USC... 78-63.....SA
1989-90	WSU... 68-67.....F
	USC... 91-75.....SA
	USC... 85-68.....UAC (1)
1990-91	USC... 80-62.....F
	USC... 74-57.....SA
1991-92	USC... 75-62.....SA
	WSU... 82-68.....F

1992-93	WSU.....	73-51.....	F
	USC.....	81-65.....	SA
1993-94	WSU.....	89-59.....	F
	WSU.....	70-64.....	SA
1994-95	USC.....	85-76.....	SA
	WSU.....	84-64.....	F
1995-96	WSU.....	69-62.....	SA
	USC.....	83-81.....	F
1996-97	USC.....	106-73.....	SA
	USC.....	92-85.....	F
1997-98	USC.....	75-69 (OT).....	SA
	WSU.....	78-71.....	F
1998-99	WSU.....	95-86.....	F
	USC.....	83-62.....	SA
1999-00	USC.....	83-61.....	F
	USC.....	82-63.....	SA
2000-01	USC.....	82-59.....	SA
	USC.....	78-63.....	F
2001-02	USC.....	78-63.....	F
	USC.....	85-64.....	For
2002-03	USC.....	97-90.....	F
	USC.....	86-68.....	SA
2003-04	WSU.....	76-61.....	F
	WSU.....	60-51.....	SA
2004-05	WSU.....	69-52.....	SA
	WSU.....	61-53.....	F
2005-06	USC.....	71-66.....	SA
	WSU.....	60-47.....	F
2006-07	WSU.....	58-55.....	GC
	WSU.....	88-86 (2OT).....	F
	USC.....	70-61.....	Stp (1)
2007-08	WSU.....	73-58.....	GC
	WSU.....	74-50.....	F
2008-09	USC.....	46-44.....	F
	USC.....	61-51.....	GC
2009-10	WSU.....	67-60.....	GC
	WSU.....	51-47.....	F
2010-11	USC.....	60-56.....	GC
	WSU.....	85-77.....	F

UTAH vs. WASH

WASH lead all-time series, 6-5

Longest Win Streak:

WASH: 3, 1951-52

UTAH: 3, 1968-89

First meeting:

1950-51 UTAH ... 62-61.....UF

Last meeting:

2007-08 WASH ... 83-77.....BAHE

UTAH vs. WSU

UTAH lead all-time series, 13-2

Longest Win Streak:

UTAH: 11, 1952-2000

WSU: 1, twice: 1946, 2005.

First meeting:

1938 UTAH ... 45-44.....Pull

Last meeting:

2006-07 UTAH ... 69-55.....JMHC

WASH vs. WSU

WASH lead all-time series, 172-100

Longest Win Streak (Since 1978-79):

WASH: 8, 1983-1987

WSU: 7, 2006-2008

First meeting:

1909-10 WASH ... 13-9.....Pull

1978-79 #WSU ... 60-47.....MC

WASH ... 57-56.....F

WSU ... 65-56.....HE

1979-80 WSU ... 72-68.....HE

WASH ... 64-63.....F

1980-81	WASH ...	81-70.....	F
	WASH ...	70-64.....	HE
1981-82	WASH ...	75-60.....	HE
	WSU	62-42.....	F
1982-83	WSU	72-70 (2OT).....	F
	WASH ...	76-75.....	HE
1983-84	WASH ...	58-48.....	HE
	WASH ...	67-51.....	F
1984-85	WASH ...	73-56.....	F
	WASH ...	68-55.....	HE
1985-86	WASH ...	72-63.....	HE
	WASH ...	79-70.....	F
1986-87	WASH ...	79-65.....	HE
	WSU	86-80.....	F
1987-88	WSU	70-63.....	HE
	WSU	61-52.....	F
1988-89	WASH ...	69-63.....	F
	WASH ...	76-70.....	HE
1989-90	WASH ...	80-79.....	HE
	WASH ...	59-56.....	F
1990-91	WASH ...	50-48.....	F
	WSU	80-76.....	HE
1991-92	WASH ...	78-73 (OT).....	HE
	WSU	75-57.....	F
1992-93	WASH ...	59-56.....	F
	WSU	72-57.....	HE
1993-94	WSU	67-46.....	HE
	WSU	75-51.....	F
1994-95	WSU	74-73.....	F
	WASH ...	78-72.....	HE
1995-96	WASH ...	85-71.....	HE
	WSU	76-66.....	F
1996-97	WASH ...	74-72.....	F
	WASH ...	91-70.....	HE
1997-98	WASH ...	82-76.....	HE
	WASH ...	70-51.....	F
1998-99	WSU	72-71.....	SP
	WASH ...	76-59.....	HE
1999-00	WASH ...	74-68 (OT).....	KA
	WASH ...	64-60.....	F
2000-01	WASH ...	78-72.....	BAHE
	WSU	79-61.....	F
2001-02	WSU	81-79.....	F
	WASH ...	82-75.....	BAHE
2002-03	WASH ...	81-67.....	BAHE
	WSU	98-76.....	F
2003-04	WASH ...	75-62.....	F
	WASH ...	71-67.....	BAHE
2004-05	WASH ...	66-48.....	BAHE
	WASH ...	68-55.....	F
2005-06	WSU	78-71.....	BAHE
	WSU	77-64.....	F
2006-07	WSU	75-47.....	F
	WSU	65-61.....	BAHE
	WSU	74-64.....	Stp (1)
2007-08	WSU	56-52.....	BAHE
	WSU	76-73 (OT).....	F
2008-09	WASH ...	68-48.....	F
	WASH ...	67-60.....	BAHE
2009-10	WASH ...	92-64.....	BAHE
	WASH ...	59-52.....	F
2010-11	WSU	87-80.....	F
	WSU	80-69.....	AAA
	WASH ...	89-87.....	Stp (1)

SITE KEY

AAA..... Alaska Airlines Arena, Seattle, Wash.

B..... Bohler Gym, Pullman, Wash.

BF..... Balch Fieldhouse, Boulder, Colo.

BDG ... Bear Down Gym, Tucson, Ariz.

BAHE . Bank of America Arena, Seattle, Wash.

Berk ... Berkeley, Calif. (venue n/a)

CEC.... Coors Events Center, Boulder, Colo.

Corv.... Corvallis, Ore. (venue n/a)

CSDH . Cal State Dominguez Hills, Carson, Calif. (USC home game)

CP..... Cow Palace, San Francisco, Calif.

CSLA .. Cal State Los Angeles, Los Angeles, Calif. (USC home game)

Eug.... Eugene, Ore. (venue n/a)

F..... Friel Court, Pullman, Wash.

For..... The Forum, Inglewood, Calif.

G..... Gill Coliseum, Corvallis, Ore.

GC..... Galen Center, Los Angeles (on USC campus)

H..... Harmon Gym, Berkeley, Calif.

HE..... Hec Edmundson Pavillion, Seattle, Wash.

HP..... Haas Pavillion, Berkeley, Calif.

KA..... Key Arena, Seattle, Wash.

LA..... Los Angeles, Calif. (venue n/a)

LC..... Lyon Center, Los Angeles, Calif. (on USC campus)

LMU ... Loyola Marymount University, Los Angeles, Calif. (USC home game)

MC..... Memorial Coliseum, Portland, Ore.

MP..... Maples Pavilion, Stanford, Calif.

n/a..... unknown

McA ... McArthur Court, Eugene, Ore.

McK ... McKale Center, Tucson, Ariz.

MSG ... Madison Square Garden, N.Y., N.Y.

OC..... Oakland Coliseum Arena, Oakland, Calif. (California home game)

Oak ... Oakland, Calif. (venue n/a)

PP..... Pauley Pavilion, Los Angeles, Calif. (on UCLA campus)

Pull ... Pullman, Wash. (venue n/a)

RG..... Rose Garden, Portland, Ore.

SA..... Los Angeles Sports Arena, Los Angeles, Calif.

SP..... Spokane Arena, Spokane, Wash.

SDG .. Sun Devil Gym, Tempe, Ariz.

Sea..... Seattle, Wash. (venue n/a)

SF..... San Francisco, Calif. (venue n/a)

SP..... Stanford Pavilion, Stanford, Calif.

Stp..... Staples Center, Los Angeles, Calif.

Tuc..... Tucson, Ariz. (venue n/a)

TNA ... The New Arena, Oakland, Calif. (California home game).

UAC .. University Activity Center, Tempe, Ariz.

USC ... USC campus (venue n/a)

WFA ... Wells Fargo Arena, Tempe, Ariz.

N..... Other neutral site

#..... Non-conference game

&..... California later forfeited these games during the 1995 and 1996 seasons.

(1)..... Pac-10 Tournament game

(2)..... CBI Tournament game

ASSOCIATED PRESS (AP) – 1949 - present – Writers poll – Prior to NCAA Tournament
 UNITED PRESS INTERNATIONAL (UPI) – 1951-1996 – Coaches poll – Following NCAA Tournament
 USA TODAY – 1983 - present – Coaches poll – Following NCAA Tournament
 No. 1 and Pac-10 teams only. Number in parenthesis is depth of poll. Complete rankings can be found in the NCAA Records Book.

<p>1948-49 AP (10) 1. Kentucky 12. UTAH</p> <p>1949-50 AP (20) 1. Bradley 7. UCLA 15. ARIZONA 18. WASHINGTON ST. (ARIZ not part of Pac-10)</p> <p>1950-51 AP (20) 1. Kentucky 12. ARIZONA 19. USC</p> <p>UPI (20) 1. Kentucky 12. ARIZONA 13. WASHINGTON 16. UCLA (ARIZ not part of Pac-10)</p> <p>1951-52 AP (20) 1. Kentucky 6. WASHINGTON 19. UCLA</p> <p>UPI (20) 1. Kentucky 5. WASHINGTON T20. UCLA</p> <p>1952-53 AP (20) 1. Indiana 4. WASHINGTON</p> <p>UPI (20) 1. Indiana 3. WASHINGTON 12. CALIFORNIA</p> <p>1953-54 AP (20) 1. Kentucky 11. USC</p> <p>UPI (20) 1. Indiana T14. USC 16. OREGON STATE</p> <p>1954-55 AP (20) 1. San Francisco 7. UTAH 10. OREGON STATE 13. UCLA 15. COLORADO</p> <p>UPI (20) 1. San Francisco 8. OREGON STATE 12. UCLA</p>	<p>1955-56 AP (20) 1. San Francisco 8. UCLA 20. UTAH</p> <p>UPI (20) 1. San Francisco 9. UCLA</p> <p>1956-57 AP (20) 1. North Carolina 13. CALIFORNIA 14. UCLA</p> <p>UPI (20) 1. North Carolina 6. CALIFORNIA T9. UCLA</p> <p>1957-58 AP (20) 1. West Virginia</p> <p>UPI (20) 1. West Virginia T16. OREGON STATE</p> <p>1958-59 AP (20) 1. Kansas State 11. CALIFORNIA 18. UTAH</p> <p>UPI (20) 1. Kansas State 9. CALIFORNIA</p> <p>1959-60 AP (20) 1. Cincinnati 2. CALIFORNIA 6. UTAH</p> <p>UPI (20) 1. CALIFORNIA</p> <p>1960-61 AP (20) 1. Ohio State 7. USC</p> <p>UPI (20) 1. Ohio State 5. USC</p> <p>1961-62 AP (20) 1. Ohio State 7. UTAH 9. COLORADO 14. OREGON STATE 16. ARIZONA STATE 19. UCLA</p> <p>UPI (20) 1. Ohio State 11. OREGON STATE 15. ARIZONA STATE 17. UCLA (ASU not part of Pac-10)</p>	<p>1962-63 AP (10) 1. Cincinnati 4. ARIZONA STATE 10. COLORADO</p> <p>UPI (20) 1. Cincinnati 3. ARIZONA STATE 10. STANFORD 14. OREGON STATE 15. UCLA (ASU not part of Pac-10)</p> <p>1963-64 AP (10) 1. UCLA 6. OREGON STATE</p> <p>UPI (20) 1. UCLA 5. OREGON STATE 19. ARIZONA STATE (ASU not part of Pac-10)</p> <p>1964-65 AP (10) 1. Michigan 2. UCLA</p> <p>UPI (20) 1. Michigan 2. UCLA</p> <p>1965-66 AP (10) 1. Kentucky</p> <p>UPI (20) 1. Kentucky 15. OREGON STATE</p> <p>1966-67 AP (10) 1. UCLA</p> <p>UPI (20) 1. UCLA</p> <p>1967-68 AP (10) 1. Houston 2. UCLA</p> <p>UPI (20) 1. Houston 2. UCLA</p> <p>1968-69 AP (20) 1. UCLA 18. COLORADO</p> <p>UPI (20) 1. UCLA</p> <p>1969-70 AP (20) 1. Kentucky 2. UCLA 20. USC</p> <p>UPI (20) 1. Kentucky 2. UCLA</p>	<p>1970-71 AP (20) 1. UCLA 5. USC</p> <p>UPI (20) 1. UCLA 5. USC</p> <p>1971-72 AP (20) 1. UCLA</p> <p>UPI (20) 1. UCLA</p> <p>1972-73 AP (20) 1. UCLA 16. ARIZONA STATE</p> <p>UPI (20) 1. UCLA 13. ARIZONA STATE (ASU not part of Pac-10)</p> <p>1973-74 AP (20) 1. North Carolina State 2. UCLA 15. UTAH 17. USC</p> <p>UPI (20) 1. North Carolina State 2. UCLA 3. USC</p> <p>1974-75 AP (20) 1. UCLA 8. ARIZONA STATE 18. OREGON STATE</p> <p>UPI (20) 1. Indiana 2. UCLA 7. ARIZONA STATE 12. USC 17. ARIZONA (ARIZ and ASU not part of Pac-10)</p> <p>1975-76 AP (20) 1. Indiana 5. UCLA 15. ARIZONA</p> <p>UPI (20) 1. Indiana 5. UCLA 10. WASHINGTON 12. ARIZONA (ARIZ not part of Pac-10)</p> <p>1976-77 AP (20) 1. Michigan 2. UCLA</p> <p>UPI (20) 1. Michigan 4. UCLA 14. UTAH</p>	<p>1977-78 AP (20) 1. Kentucky 2. UCLA 14. UTAH</p> <p>UPI (20) 1. Kentucky 2. UCLA</p> <p>1978-79 AP (20) 1. Indiana State 2. UCLA</p> <p>UPI (20) 1. Indiana State 2. UCLA</p> <p>1979-80 AP (20) 1. DePaul 5. OREGON STATE 18. ARIZONA STATE</p> <p>UPI (20) 1. DePaul 2. OREGON STATE 19. ARIZONA STATE</p> <p>1980-81 AP (20) 1. DePaul 2. OREGON STATE 3. ARIZONA STATE 10. UCLA 14. UTAH</p> <p>UPI (20) 1. DePaul 2. OREGON STATE 5. ARIZONA STATE 11. UCLA</p> <p>1981-82 AP (20) 1. North Carolina 4. OREGON STATE 19. UCLA</p> <p>UPI (20) 1. North Carolina 4. OREGON STATE</p> <p>1982-83 AP (20) 1. Houston 7. UCLA</p> <p>UPI (20) 1. Houston 7. UCLA</p> <p>USA TODAY/CNN (25) 1. North Carolina St. 24. WASHINGTON ST.</p>	<p>1983-84 AP (20) 1. North Carolina 15. WASHINGTON 17. OREGON STATE</p> <p>UPI (20) 1. North Carolina 15. WASHINGTON 20. OREGON STATE</p> <p>USA TODAY/CNN (25) 1. Georgetown 15. WASHINGTON</p> <p>1984-85 AP (20) 1. Georgetown</p> <p>UPI (20) 1. Georgetown</p> <p>USA TODAY/CNN (25) 1. Villanova 23. UCLA</p> <p>1985-86 AP (20) 1. Duke</p> <p>UPI (20) 1. Duke</p> <p>USA TODAY/CNN (25) 1. Louisville</p> <p>1986-87 AP (20) 1. Nevada-Las Vegas 15. UCLA</p> <p>UPI (20) 1. Nevada-Las Vegas 13. UCLA</p> <p>USA TODAY/CNN (25) 1. Indiana 21. UCLA</p> <p>1987-88 AP (20) 1. Temple 2. ARIZONA</p> <p>UPI (20) 1. Temple 2. ARIZONA</p> <p>USA TODAY/CNN (25) 1. Kansas 3. ARIZONA</p> <p>1988-89 AP (20) 1. ARIZONA 13. STANFORD</p> <p>UPI (20) 1. ARIZONA 12. STANFORD</p> <p>USA TODAY/CNN (25) 1. Michigan 7. ARIZONA 21. STANFORD 25. UCLA</p>
---	---	---	---	--	---

1989-90

- AP (25)
 1. Oklahoma
 15. ARIZONA
 22. OREGON STATE
- UPI (20)
 1. Oklahoma
 16. ARIZONA
- USA TODAY/CNN
 1. Nevada-Las Vegas
 21. ARIZONA
 23. UCLA

1990-91

- AP (25)
 1. Nevada-Las Vegas
 8. ARIZONA
 16. UCLA
- UPI (25)
 1. Nevada-Las Vegas
 7. ARIZONA
 14. UCLA
- USA TODAY/CNN (25)
 1. Duke
 10. ARIZONA
 25. UCLA

1991-92

- AP (25)
 1. Duke
 4. UCLA
 8. USC
 10. ARIZONA
- UPI (25)
 1. Duke
 3. UCLA
 5. ARIZONA
 7. USC

- USA TODAY/CNN (25)
 1. Duke
 8. UCLA
 11. USC
 16. ARIZONA

1992-93

- AP (25)
 1. Indiana
 5. ARIZONA
 19. UTAH
- UPI (25)
 1. Indiana
 5. ARIZONA
- USA TODAY/CNN (25)
 1. North Carolina
 12. ARIZONA
 17. CALIFORNIA
 24. UCLA

1993-94

- AP (25)
 1. Arkansas
 9. ARIZONA
 16. CALIFORNIA
 17. UCLA
- UPI (25)
 1. Arkansas
 9. ARIZONA
 16. CALIFORNIA
 17. UCLA
- USA TODAY/CNN (25)
 1. Arkansas
 3. ARIZONA
 22. UCLA

1994-95

- AP (25)
 1. UCLA
 15. ARIZONA
 16. ARIZONA STATE
 19. UTAH
- UPI (25)
 1. UCLA
 13. ARIZONA
 15. ARIZONA STATE
 24. OREGON
 25. STANFORD

- USA TODAY/CNN (25)
 1. UCLA
 13. ARIZONA STATE
 25. ARIZONA

1995-96

- AP (25)
 1. Massachusetts
 11. ARIZONA
 12. UTAH
 14. UCLA
- UPI (25)
 1. Massachusetts
 11. ARIZONA
 13. UCLA

1996-97

- AP (25)
 1. Kentucky
 11. ARIZONA
 19. UCLA
- UPI (25)
 1. Kansas
 2. UTAH
 7. UCLA
 15. ARIZONA
 21. STANFORD
 24. COLORADO
- USA TODAY/CNN (25)
 1. ARIZONA
 7. UCLA
 12. STANFORD
 18. CALIFORNIA

1997-98

- AP (25)
 1. North Carolina
 7. UTAH
 4. ARIZONA
 10. STANFORD
 19. UCLA
- USA TODAY/ESPN (25)
 1. Kentucky
 4. STANFORD
 6. ARIZONA
 12. UCLA
 24. WASHINGTON

1998-99

- AP (25)
 1. Duke
 6. UTAH
 7. STANFORD
 12. ARIZONA
 15. UCLA
- USA TODAY/ESPN (25)
 1. Connecticut
 2. STANFORD
 16. ARIZONA
 21. UCLA

1999-00

- AP (25)
 1. Duke
 3. STANFORD
 4. ARIZONA
- USA TODAY/ESPN (25)
 1. Michigan State
 5. STANFORD
 8. ARIZONA
 23. UCLA

2000-01

- AP (25)
 1. Duke
 2. STANFORD
 5. ARIZONA
 15. UCLA
- USA TODAY/ESPN (25)
 1. Duke
 2. ARIZONA
 5. STANFORD
 12. UCLA
 14. USC

2001-02

- AP (25)
 1. Duke
 7. ARIZONA
 11. OREGON
 18. USC
 24. STANFORD
- USA TODAY/ESPN (25)
 1. Maryland
 6. OREGON
 10. ARIZONA
 20. UCLA

2002-03

- AP (25)
 1. Kentucky
 2. ARIZONA
 18. STANFORD
- USA TODAY/ESPN (25)
 1. Syracuse
 5. ARIZONA
 20. STANFORD

2003-04

- AP (25)
 1. STANFORD
 22. ARIZONA
- USA TODAY/ESPN (25)
 1. Connecticut
 6. STANFORD

2004-05

- AP (25)
 1. Illinois
 8. WASHINGTON
 9. ARIZONA
 18. UTAH
- USA TODAY/ESPN (25)
 1. North Carolina
 6. ARIZONA
 9. WASHINGTON

2005-06

- AP (25)
 1. Duke
 7. UCLA
 17. WASHINGTON
- USA TODAY/ESPN (25)
 1. Florida
 2. UCLA
 12. WASHINGTON

2006-07

- AP (25)
 1. Ohio State
 7. UCLA
 10. OREGON
 13. WASHINGTON ST.
 23. USC
- USA TODAY/ESPN (25)
 1. Florida
 3. UCLA
 8. OREGON
 15. USC
 17. WASHINGTON ST.

2007-08

- AP (25)
 1. North Carolina
 3. UCLA
 10. STANFORD
 21. WASHINGTON ST.
- USA TODAY/ESPN (25)
 1. Kansas
 4. UCLA
 11. STANFORD
 15. WASHINGTON ST.

2008-09

- AP (25)
 1. Louisville
 15. WASHINGTON
 18. UCLA
 19. ARIZONA STATE
 25. UTAH
- USA TODAY/ESPN (25)
 1. North Carolina
 16. WASHINGTON
 18. UCLA
 19. ARIZONA STATE
 24. ARIZONA

2009-10

- AP (25)
 1. Kansas
- USA TODAY/ESPN (25)
 1. Duke
 21. WASHINGTON
- 2010-11**
 AP (25)
 1. Ohio State
 17. ARIZONA
 23. WASHINGTON
- USA TODAY/ESPN (25)
 1. Connecticut
 9. ARIZONA
 23. WASHINGTON

FINAL NO. 1 RANKINGS

AP	UPI	USA TODAY/ESPN
UCLA 8	UCLA 7	Duke..... 5
Kentucky 8	Indiana 5	Kansas..... 2
Duke..... 6	Kentucky 5	Kentucky 2
North Carolina..... 5	North Carolina..... 3	Florida 2
Ohio State 4	DePaul..... 2	North Carolina..... 2
Indiana 3	Duke..... 2	ARIZONA 1
Cincinnati 2	Houston..... 2	UCLA 1
DePaul..... 2	Michigan..... 2	Arkansas..... 1
Houston 2	Ohio State..... 2	Connecticut 1
Kansas..... 2	San Francisco 2	Georgetown..... 1
Michigan..... 2	Nevada-Las Vegas..... 2	Indiana 1
San Francisco..... 2	ARIZONA 1	Louisville..... 1
Nevada-Las Vegas..... 2	Arkansas..... 1	Michigan..... 1
ARIZONA 1	CALIFORNIA 1	Michigan State 1
Arkansas..... 1	Cincinnati 1	Nevada-Las Vegas..... 1
Bradley 1	Georgetown..... 1	North Carolina State 1
Georgetown..... 1	Indiana State..... 1	Syracuse..... 1
Indiana State..... 1	Kansas State 1	Villanova 1
Kansas State 1	North Carolina State..... 1	
Louisville..... 1	Oklahoma 1	
Massachusetts 1	Temple 1	
North Carolina State 1	West Virginia 1	
Oklahoma 1		
STANFORD 1		
Temple 1		
West Virginia 1		

PAC-12 TEAMS IN THE FINAL RANKINGS

AP	USA TODAY
UCLA..... 35	UCLA..... 18
ARIZONA..... 19	ARIZONA..... 17
UTAH 19	STANFORD..... 8
USC..... 10	UTAH 7
STANFORD..... 9	WASHINGTON..... 7
OREGON STATE 8	USC..... 3
ARIZONA STATE 8	WASHINGTON STATE 3
WASHINGTON 7	ARIZONA STATE 2
COLORADO 5	CALIFORNIA..... 2
CALIFORNIA..... 4	OREGON 2
WASHINGTON STATE 3	OREGON STATE..... 0
OREGON 2	
UPI	
UCLA..... 29	
UTAH 12	
OREGON STATE..... 10	
ARIZONA..... 10	
ARIZONA STATE 9	
USC..... 6	
WASHINGTON 5	
COLORADO 4	
CALIFORNIA..... 4	
STANFORD..... 3	
OREGON 1	
WASHINGTON STATE 0	

PAC-12 TEAM VS. TEAM RESULTS (AP RANKED)

1949-50

#18 WSU 58, @ #7 UCLA 60
#18 WSU 49, @ #7 UCLA 52

1950-51

Mar. 2, 1951
#18 USC 53, @ #17 UCLA 59
Mar. 3, 1951
#18 USC 43, @ #17 UCLA 41
Mar. 5, 1951
#18 USC 41, @ #17 UCLA 49

1951-52

Dec. 7, 1951
#13 UCLA 52, @ #3 WASH 60
Dec. 8, 1951
#13 UCLA 61, @ #3 WASH 76
Mar. 7, 1952
#6 WASH 53, @ #19 UCLA 65
Mar. 8, 1952
#6 WASH 53, @ #19 UCLA 50
Mar. 10, 1952
#6 WASH 50, @ #19 UCLA 60

1952-53

Dec. 12, 1952
#4 WASH 53, @ #7 UCLA 49
Dec. 13, 1952
#4 WASH 47, @ #7 UCLA 54
Dec. 19, 1952
#18 CAL 50, @ #9 WASH 60

Dec. 20, 1952
#18 CAL 88, @ #9 WASH 99
Jan. 9, 1953
#18 Idaho 64, @ #6 WASH 76
Jan. 10, 1953
#18 Idaho 58, @ #6 WASH 82

1954-55

Mar. 4, 1955
#9 UCLA 75, @ #14 OSU 82
Mar. 5, 1955
#9 UCLA 64, @ #14 OSU 83

1957-58

Jan. 3, 1958
#19 CAL 43, @ #18 OSU 55

1969-70

Dec. 12, 1969
#10 WASH 90, #12 USC 86
(Portland, Ore.- non-league game)

1970-71

Feb. 6, 1971
#3 UCLA 64, @ #2 USC 60
Mar. 13, 1971
#3 USC 62, @ #1 UCLA 73

1971-72

Feb. 5, 1972
#18 USC 56, @ #1 UCLA 81

1972-73

Feb. 3, 1973
#1 UCLA 79, @ #20 USC 56

1973-74

Feb. 2, 1974
#11 USC 54, @ #1 UCLA 65
Mar. 9, 1974
#3 UCLA 82, @ #7 USC 52

1974-75

Feb. 1, 1975
#6 USC 84, @ #4 UCLA 89
Feb. 7, 1975
#8 USC 81, @ #9 ORE 80
Feb. 8, 1975
#2 UCLA 107, @ #9 ORE 103
Feb. 14, 1975
#17 OSU 80, @ #10 USC 76
Feb. 14, 1975
#13 ORE 66, @ #2 UCLA 95
Feb. 15, 1975
#13 ORE 90, @ #10 USC 92
Feb. 15, 1975
#17 OSU 62, @ #2 UCLA 74
Mar. 1, 1975
#20 WASH 78, @ #17 OSU 86

1975-76

Jan. 17, 1976
#17 OSU 72, @ #6 WASH 70
Feb. 5, 1976
#9 UCLA 92, @ #6 WASH 87
Feb. 14, 1976
#9 WASH 76, @ #6 UCLA 78
Feb. 26, 1976
#8 WASH 67, @ #17 ORE 62

1979-80

Jan. 3, 1980
#14 OSU 76, @ #16 UCLA 67
Feb. 7, 1980
#4 OSU 82, @ #19 ASU 75 (OT)

1980-81

Jan. 3, 1981
#2 OSU 71, @ #13 ASU 67
Jan. 16, 1981
#8 UCLA 74, @ #12 ASU 78 (3 OT)
Jan. 29, 1981
#10 UCLA 67, @ #1 OSU 81
Feb. 14, 1981
#5 ASU 61, @ #8 UCLA 64
Mar. 1, 1981
#1 OSU 82, @ #13 UCLA 76
Mar. 7, 1981
#5 ASU 87, @ #1 OSU 67

1981-82

Jan. 29, 1982
#8 OSU 68, @ #20 UCLA 74

1982-83

Feb. 3, 1983
#18 WSU 87, @ #7 UCLA 89 (OT)

1988-89

Jan. 29, 1989
#19 STAN 52, @ #6 ARIZ 72
Mar. 12, 1989
#1 ARIZ 73, #12 STAN 51 @ Inglewood

1989-90

Jan. 13, 1990
#18 ARIZ 67, @ #19 UCLA 73
Jan. 27, 1990
#17 OSU 80, @ #23 UCLA 94
Feb. 10, 1990
#19 UCLA 74, @ #22 ARIZ 83
Mar. 3, 1990
#22 OSU 60, @ #15 ARIZ 87

1990-91

Jan. 12, 1991
#7 UCLA 77, @ #6 ARIZ 82
Feb. 10, 1991
#5 ARIZ 105, @ #14 UCLA 94 (OT)

1991-92

Jan. 9, 1992
#23 USC 68, @ #6 ARIZ 107
Jan. 11, 1992
#2 UCLA 89, @ #6 ARIZ 87
Jan. 27, 1992
#4 UCLA 79, @ #13 USC 83
Jan. 29, 1992
#25 USC 86, @ #2 UCLA 82
Mar. 12, 1992
#2 ARIZ 81, @ #8 UCLA 89
Mar. 14, 1992
#2 ARIZ 69, @ #10 USC 70

1992-93

Jan. 7, 1993
#20 ARIZ 82, @ #15 UCLA 80

1993-94

Jan. 13, 1994
#19 CAL 98, @ #6 ARIZ 93 (OT)
Jan. 20, 1994
#9 ARIZ 66, @ #2 UCLA 74
Feb. 13, 1994
#16 ARIZ 96, @ #18 CAL 77
Feb. 19, 1994
#8 UCLA 74, @ #15 ARIZ 98
Feb. 24, 1994
#17 CAL 92, @ #15 UCLA 88

1994-95

Jan. 5, 1995
#9 ARIZ 52, @ #15 ASU 53
Jan. 12, 1995
#13 ARIZ 99, @ #20 CAL 86
Jan. 14, 1995
#12 ASU 73, @ #20 CAL 68
Jan. 19, 1995
#4 UCLA 71, @ #11 ARIZ 61
Jan. 21, 1995
#4 UCLA 85, @ #13 ASU 72
Jan. 26, 1995
#12 ARIZ 97, @ #18 ORE 89

Jan. 26, 1995
#17 STAN 74, @ #4 UCLA 77
Jan. 28, 1995
#13 ASU 79, @ #18 ORE 76
Feb. 4, 1995
#22 ORE 87, @ #17 STAN 92
Feb. 9, 1995
#15 STAN 73, @ #9 ARIZ 84
Feb. 11, 1995
#15 STAN 70, @ #14 ASU 79
Feb. 16, 1995
#13 ASU 77, @ #6 UCLA 82 (OT)
Feb. 18, 1995
#12 ARIZ 70, @ #6 UCLA 72
Feb. 25, 1995
#2 UCLA 88, @ #19 STAN 77
Mar. 11, 1995
#18 ASU 103, @ #12 ARIZ 98 (2 OT)

1995-96

Jan. 20, 1996
#13 UCLA 79, @ #18 ARIZ 88
Feb. 15, 1996
#13 ARIZ 75, @ #18 UCLA 76

1996-97

Jan. 4, 1997
#21 STAN 75, @ #9 ARIZ 76
Jan. 16, 1997
#15 STAN 72, @ #24 ORE 69 (OT)
Feb. 13, 1997
#24 UCLA 66, @ #11 ARIZ 64
Mar. 8, 1997
#12 ARIZ 80, @ #23 STAN 81

1997-98

Jan. 3, 1998
#9 UCLA 75, @ #8 ARIZ 87
Jan. 17, 1998
#9 UCLA 80, @ #5 STAN 93
Jan. 29, 1998
#6 ARIZ 93, @ #4 STAN 75
Feb. 12, 1998
#14 STAN 84, @ #9 UCLA 81
Feb. 28, 1998
#8 STAN 58, @ #2 ARIZ 90
Mar. 7, 1998
#2 ARIZ 91, @ #19 UCLA 87

1998-99

Jan. 2, 1999
#6 ARIZ 75, @ #10 UCLA 82
Jan. 16, 1999
#4 STAN 72, @ #10 UCLA 59
Jan. 28, 1999
#3 STAN 76, @ #13 ARIZ 78
Feb. 2, 1999
#7 ARIZ 83, @ #6 STAN 98
Feb. 11, 1999
#9 UCLA 73, @ #6 STAN 77
Mar. 6, 1999
#12 UCLA 70, @ #13 ARIZ 87

1999-2000

Jan. 8, 2000
#5 ARIZ 68, @ #1 STAN 65
Jan. 20, 2000
#2 ARIZ 76, @ #25 UCLA 61
Feb. 3, 2000
#23 ORE 71, @ #9 ARIZ 77
Feb. 12, 2000
#24 ORE 61, @ #2 STAN 76
Mar. 9, 2000
#2 STAN 81, @ #9 ARIZ 86

2000-01

Jan. 6, 2001
#2 STAN 85, @ #16 ARIZ 76
Jan. 18, 2001
#20 USC 58, @ #17 ARIZ 71
Feb. 1, 2001
#21 USC 71, @ #1 STAN 77
Mar. 3, 2001
#1 STAN 85, @ #12 UCLA 79
Feb. 15, 2001
#8 ARIZ 77, @ #24 UCLA 79 (OT)
Mar. 8, 2001
#8 ARIZ 76, @ #1 STAN 75

2001-02

Jan. 17, 2002
#18 USC 80, @ #15 ARIZ 97
Jan. 19, 2002
#9 UCLA 86, @ #15 ARIZ 96
Jan. 24, 2002
#17 STAN 86, @ #13 UCLA 76
Jan. 26, 2002
#17 STAN 82, @ #23 USC 90
Feb. 2, 2002
#19 ARIZ 88, @ #18 STAN 82 (OT)
Feb. 6, 2002
#25 USC 65, @ #15 UCLA 67
Feb. 7, 2002
#13 ORE 87, @ #10 STAN 90 (OT)
Feb. 14, 2002
#9 ARIZ 76, @ #20 UCLA 77
Feb. 16, 2002
#9 ARIZ 89, @ #25 USC 94
Feb. 21, 2002
#20 USC 77, @ #10 STAN 58
Feb. 23, 2002
#25 UCLA 95, @ #10 STAN 92
Feb. 28, 2002
#17 STAN 76, @ #14 ARIZ 71
#13 ORE 67, @ #19 USC 65
Mar. 2, 2002
#21 CAL 53, @ #14 ARIZ 99
Mar. 7, 2002 (Pac-10 Tournament)
#22 USC 103, #16 STAN 78
Mar. 8, 2002 (Pac-10 Tournament)
#15 ARIZ 90, #25 CAL 78
#22 USC 89, #9 ORE 78
Mar. 9, 2002 (Pac-10 Tourn.)
#15 ARIZ 81, #22 USC 71

2002-03

Jan. 2, 2003
#4 ARIZ 81, @ #9 ORE 72
Feb. 1, 2003
#20 CAL 80, @ #1 ARIZ 95
Feb. 27, 2003
#1 ARIZ 88, @ #23 CAL 75
Mar. 1, 2003
#1 ARIZ 72, @ #19 STAN 69
Mar. 8, 2003
#22 CAL 60, @ #17 STAN 72

2003-04

Jan. 10, 2004
#4 STAN 82, @ #3 ARIZ 72
Feb. 7, 2004
#12 ARIZ 77, @ #2 STAN 80

2004-05

Jan. 27, 2005
#10 WASH 82, @ #11 ARIZ 91
Feb. 26, 2005
#9 ARIZ 85, @ #14 WASH 93
Mar. 12, 2005 (Pac-10 Tourn.)

#14 WASH 81, #8 ARIZ 72

2005-06

Jan. 5, 2006
#17 UCLA 85, @ #21 ARIZ 79
Jan. 14, 2006
#13 WASH 69, @ #11 UCLA 65
Feb. 11, 2006
#12 UCLA 67, @ #23 WASH 70

2006-07

Dec. 31, 2006
#14 WASH 74, @ #1 UCLA 96
Jan. 4, 2007
#7 ARIZ 96, @ #24 WASH 87
Jan. 6, 2007
#1 UCLA 66, @ #16 ORE 68
Jan. 14, 2007
#15 ORE 79, @ #10 ARIZ 77
Jan. 20, 2007
#11 ARIZ 69, #3 @ UCLA 73
Jan. 27, 2007
#9 ORE 77, @ #20 WSU 74 (OT)
Feb. 1, 2007
#18 WSU 72, @ #20 ARIZ 66
#9 ORE 57, @ #5 UCLA 69
Feb. 7, 2007
#19 USC 65, @ #1 UCLA 70
Feb. 8, 2007
#25 STAN 45, @ #14 WSU 58
Feb. 10, 2007
#24 ARIZ 77, @ #13 ORE 74
Feb. 15, 2007
#22 USC 80, @ #19 ARIZ 75
Feb. 17
#5 UCLA 81, @ #19 ARIZ 66
Feb. 22, 2007
#9 WSU 59, @ #23 ORE 64
Mar. 1, 2007
#2 UCLA 53, @ #13 WSU 45
Mar. 3, 2007
#23 USC 86, @ #13 WSU 88 (2 OT)

Ranking Notes:

- Associated Press polls began with the 1948-49 season.
- The AP poll was reduced from 20 teams to 10 teams in 1961-62.
- The AP poll expanded back to 20 teams during the 1968-69 season.
- The AP poll expanded from 20 teams to 25 teams during the 1989-90 season.
- 169 games have been played pitting two ranked Pac-10 teams.
- 34 games featured both teams ranked in the Top-10, 20 of those games were played in the last 16 years.
- Five games featured both teams ranked in the Top-5:
1971 #2 USC vs. #3 UCLA
1971 #1 UCLA vs. #3 USC
1981 #1 OSU vs. #5 ASU
2000 #1 STAN vs. #5 ARIZ
2004 #4 STAN vs. #3 ARIZ
2006 #4 WSU vs. #5 UCLA
- Home teams are 95-68 (.583) (11 games played at neutral sites)
- Higher-ranked teams own a 106-69 (.606) record.
- Conference breakdown during the ranking periods:
1949-1959 Pacific Coast
1960-1968 Athletic Association of Western Univ.
1969-1978 Pacific-8
1979-2011 Pacific-10
2012- Pac-12

2007-08

Jan. 3, 2008
#5 UCLA 76, @ #24 STAN 67
Jan. 5, 2008
#22 USC 46, @ #24 STAN 52
Jan. 12, 2008
#4 WSU 74, @ #5 UCLA 81
Jan. 26, 2008
#6 WSU 56, @ #24 ASU 55
Feb. 2, 2008
#14 STAN 67, @ #9 WSU 65 (OT)
Feb. 7, 2008
#5 UCLA 67, @ #17 WSU 59
Mar. 1, 2008
#22 WSU 53, @ #8 STAN 60
Mar. 6, 2008
#7 STAN 67, @ #3 UCLA 77 (OT)
Mar. 14, 2008 (Pac-10 Tourn.)
#11 STAN 75, #21 WSU 64
Mar. 15, 2008 (Pac-10 Tourn.)
#3 UCLA 67, #11 STAN 64

2008-09

Jan. 17, 2009
#16 ASU 61, @ #9 UCLA 58 (OT)
Jan. 31, 2009
#23 WASH 84, @ #14 ASU 71
Feb. 12, 2009
#11 UCLA 67, @ #18 ASU 74
Feb. 19, 2009
#22 WASH 76, @ #20 UCLA 85
Feb. 26, 2009
#14 ASU 70, @ #21 WASH 73 (OT)
Mar. 13, 2009 (Pac-10 Tourn.)
#13 WASH 65, #23 ASU 75

2009-10

None

2010-11

None

The Pac-12 Conference has won more NCAA basketball titles (16) than any other conference in the country . . . Oregon's Tall Firs won the first NCAA Championship in 1939. Stanford claimed the national title in 1942, followed by Utah in 1944 and California in 1959 . . . UCLA established a basketball dynasty that included 10 titles in 12 seasons and a winning streak of seven consecutive NCAA crowns. The Bruins' 11 basketball championships are double what any other school has ever won . . . In 1997, Arizona became the sixth different Pac-12 institution to capture the NCAA basketball title.

School (Seasons)	Yrs	W-L	Pct.	1st	2nd	3rd	4th
Arizona (1951, 76-77, 85-09, 11)	29	46-28	.614	1	1	2	0
Arizona State (1958, 61-64, 73, 75, 80-81, 91, 95, 03, 09)	13	13-14	.481	0	0	0	0
California (1946, 57-60, 90, 93-94, 96-97, 01-03, 06, 09-10)	16	19-16	.543	1	1	0	1
Colorado (1940, 42, 46, 54-55, 62-63, 69, 97, 03)	10	9-12	.429	0	0	1	0
Oregon (1939, 45, 60-61, 95, 00, 02-03, 07-08)	10	12-9	.571	1	0	0	0
Oregon State (1947, 49, 55, 62-64, 66, 75, 80-82, 84-85, 88-90)	16	12-19	.387	0	0	0	2
Stanford (1942, 89, 92, 95-05, 07-08)	16	21-15	.583	1	0	1	0
UCLA (1950, 52, 56, 62-65, 67-81, 83, 87, 89-02, 05-09, 11)	44	100-37	.733	11	2	4	1
USC (1940, 54, 60-61, 79, 82, 85, 91-92, 97, 01-02, 07-09, 11)	16	12-18	.414	0	0	1	1
Utah (1944-45, 55-56, 59-61, 66, 77-79, 81, 83, 86, 91, 93, 95-00, 02-05, 09)	27	35-30	.538	1	1	0	2
Washington (1943, 48, 51, 53, 76, 84-86, 98-99, 04-06, 09-11)	16	18-17	.515	0	0	1	0
Washington State (1941, 80, 83, 94, 07-08)	6	6-6	.500	0	1	0	0
TOTALS		303-221	.578	16	6	10	7

Records of the following schools were later voided by the NCAA: UCLA (1980 – 5-1), OSU (1980 – 0-1, 1981 – 0-1, 1982 – 2-1), CAL (1996 – 0-1).

Note: Several current Pac-12 members competed in the NCAA Tournament while members of other conferences. Those teams and their records are Arizona (2-3), Arizona State (7-7), Colorado (9-12), Oregon (2-2), Oregon State (5-4), Utah (35-30).

YEARLY NCAA TOURNAMENT RESULTS

(Pac-12 schools only – Field size in parenthesis)

1938-39 (8 teams)

ORE 56, Texas 41West RSF.....Mar. 20.....San Francisco, Calif.
 ORE 55, Oklahoma 37West RF.....Mar. 21.....San Francisco, Calif.
 ORE 46, Ohio State 33NC.....Mar. 27.....Evanston, Ill.

1939-40 (8 teams)

USC 38, COLO 32West RSF.....Mar. 20.....Kansas City, Mo.
 Kansas 43, USC 42West RF.....Mar. 21.....Kansas City, Mo.

USC 38, COLO 32West RSF.....Mar. 20.....Kansas City, Mo.
 Rice 60, COLO 56West R3rd.....Mar. 21.....Kansas City, Mo.
 (COLO not a Pac-12 member at time of game)

1940-41 (8 teams)

WSU 48, Creighton 39West RSF.....Mar. 20.....Kansas City, Mo.
 WSU 64, Arkansas 53West RF.....Mar. 22.....Kansas City, Mo.
 Wisconsin 39, WSU 34NC.....Mar. 29.....Kansas City, Mo.

1941-42 (8 teams)

STAN 53, Rice 47West RSF.....Mar. 20.....Kansas City, Mo.
 STAN 46, COLO 35West RF.....Mar. 21.....Kansas City, Mo.
 STAN 53, Dartmouth 38NC.....Mar. 28.....Kansas City, Mo.

COLO 46, Kansas 44West RSF.....Mar. 20.....Kansas City, Mo.
 STAN 46, COLO 35West RF.....Mar. 21.....Kansas City, Mo.
 (COLO not a Pac-12 member at time of game)

1942-43 (8 teams)

Texas 59, WASH 55West RSF.....Mar. 26.....Kansas City, Mo.
 Oklahoma 58, WASH 43West R3rd.....Mar. 27.....Kansas City, Mo.

1943-44 (8 teams)

UTAH 45, Missouri 35West RSF.....Mar. 24.....Kansas City, Mo.
 UTAH 40, Iowa StateWRF.....Mar. 25.....Kansas City, Mo.
 UTAH 42, Dartmouth 40 (OT)NC.....Mar. 28.....New York, N.Y.
 (UTAH not a Pac-12 member at time of game)

1944-45 (8 teams)

Arkansas 79, ORE 76West RSF.....Mar. 23.....Kansas City, Mo.
 ORE 69, UTAH 66West R3rd.....Mar. 24.....Kansas City, Mo.

ORE 69, UTAH 66West R3rd.....Mar. 24.....Kansas City, Mo.
 (UTAH not a Pac-12 member at time of game)

1945-46 (8 teams)

CAL 50, COLO 44West RSF.....Mar. 22.....Kansas City, Mo.
 Oklahoma A&M 52, CAL 35West RF.....Mar. 23.....Kansas City, Mo.
 Ohio State 63, CAL 45N3rd.....Mar. 26.....New York, N.Y.

CAL 50, COLO 44West RSF.....Mar. 22.....Kansas City, Mo.
 COLO 59, Baylor 44West R3rd.....Mar. 23.....Kansas City, Mo.

1946-47 (8 teams)

Oklahoma 56, OSU 54West RSF.....Mar. 21.....Kansas City, Mo.
 OSU 63, Wyoming 46West R3rd.....Mar. 22.....Kansas City, Mo.

1947-48 (8 teams)

Baylor 64, WASH 62West RSF.....Mar. 19.....Kansas City, Mo.
 WASH 57, Wyoming 47West R3rd.....Mar. 20.....Kansas City, Mo.

1948-49 (8 teams)

OSU 56, Arkansas 38West RSF.....Mar. 18.....Kansas City, Mo.
 Oklahoma A&M 55, OSU 30West RF.....Mar. 19.....Kansas City, Mo.
 Illinois 83, OSU 53N3rd.....Mar. 23.....New York, N.Y.

1949-50 (8 teams)

Bradley 73, UCLA 59West RSF.....Mar. 24.....Kansas City, Mo.
 Brigham Young 83, UCLA 62West R3rd.....Mar. 25.....Kansas City, Mo.

1950-51 (16 teams)

WASH 62, Texas A&M 40West 1st.....Mar. 22.....Kansas City, Mo.
 Oklahoma A&M 61, WASH 57West RSF.....Mar. 23.....Kansas City, Mo.
 WASH 80, Brigham Young 67West R3rd.....Mar. 24.....Kansas City, Mo.

Kansas State 61, ARIZ 59West 1st.....Mar. 21.....Kansas City, Mo.
 (ARIZ not a Pac-12 member at time of game)

1951-52 (16 teams)

Santa Clara 68, UCLA 59West 1st.....Mar. 22.....Corvallis, Ore.
 Oklahoma City 55, UCLA 53West R3rd.....Mar. 22.....Corvallis, Ore.

1952-53 (22 teams)

WASH 92, Seattle 70West RSF.....Mar. 13.....Seattle, Wash.
 WASH 74, Santa Clara 62West RF.....Mar. 14.....Corvallis, Ore.
 Kansas 79, WASH 53NSF.....Mar. 17.....Kansas City, Mo.
 WASH 88, Louisiana State 69N3rd.....Mar. 18.....Kansas City, Mo.

1953-54 (24 teams)

USC 73, Idaho State 59West RSF.....Mar. 12.....Corvallis, Ore.
 USC 66, Santa Clara 65West RF.....Mar. 13.....Corvallis, Ore.
 Bradley 74, USC 72NSF.....Mar. 19.....Kansas City, Mo.
 Penn State 70, USC 61N3rd.....Mar. 20.....Kansas City, Mo.

Bradley 76, COLO 64WRSFMar. 12.....Stillwater, Okla.
 Rice 78, COLO 55WR3rd.....Mar. 13.....Stillwater, Okla.

1954-55 (24 teams)

OSU 83, Seattle 71West RSF.....Mar. 11.....Corvallis, Ore.
 San Francisco 57, OSU 56West RF.....Mar. 12.....Corvallis, Ore.

San Francisco 78, UTAH 59West RSF.....Mar. 11.....Corvallis, Ore.
 UTAH 108, Seattle 85West R3rd.....Mar. 12.....Corvallis, Ore.
 (UTAH not a Pac-12 member at time of game)

1955-56 (24 teams)

San Francisco 72, UCLA 61West RSF.....Mar. 16.....Corvallis, Ore.
 UCLA 94, Seattle 70West R3rd.....Mar. 17.....Corvallis, Ore.

COLO 69, Tulsas 59West RSF.....Mar. 10.....Manhattan, Kan.
 COLO 93, Bradley 81West RF.....Mar. 15.....Manhattan, Kan.
 San Francisco 62, COLO 50NSFMar. 19.....Kansas City, Mo.
 COLO 75, Iowa 54N3rd.....Mar. 21.....Kansas City, Mo.
 (COLO not a Pac-12 member at time of game)

UTAH 81, Seattle 72West RSF.....Mar. 16.....Corvallis, Ore.
 San Francisco 92, UTAH 77West RF.....Mar. 17.....Corvallis, Ore.
 (UTAH not a Pac-12 member at time of game)

1956-57 (23 teams)

CAL 86, Brigham Young 59West RSF.....Mar. 15.....Corvallis, Ore.
 San Francisco 50, CAL 46West RF.....Mar. 16.....Corvallis, Ore.

1957-58 (24 teams)

CAL 54, Idaho State 43West RSF.....Mar. 14. San Francisco, Calif.
 Seattle 66, CAL 62 OTWest RF.....Mar. 15. San Francisco, Calif.
 Idaho State 72, ASU 68West 1st.....Mar. 12..... Berkeley, Calif.
 (ASU not a Pac-12 member at time of game)

1958-59 (22 teams)

CAL 71, UTAH 53West RSF.....Mar. 13. San Francisco, Calif.
 CAL 66, Saint Mary's (Calif.) 46West RF.....Mar. 14. San Francisco, Calif.
 CAL 64, Cincinnati 58NSFMar. 20..... Louisville, Ky.
 CAL 71, West Virginia 70NC.....Mar. 21..... Louisville, Ky.

CAL 71, UTAH 53West RSF.....Mar. 13. San Francisco, Calif.
 Idaho State 71, UTAH 65West R3rd.....Mar. 14.. San Francisco, Calif.
 (UTAH not a Pac-12 member at time of game)

1959-60 (25 teams)

CAL 71, Idaho State 44West 1st.....Mar.8... San Francisco, Calif.
 CAL 69, Santa Clara 49West RSF.....Mar. 11..... Seattle, Wash.
 CAL 70, ORE 49West RF.....Mar. 12..... Seattle, Wash.
 CAL 77, Cincinnati 69NSFMar. 18. San Francisco, Calif.
 Ohio State 75, CAL 55NC.....Mar. 19. San Francisco, Calif.

UTAH 80, USC 73West 1st.....Mar. 7 Corvallis, Ore.

ORE 68, New Mexico State 60West 1st.....Mar. 7 Corvallis, Ore.
 ORE 65, UTAH 64West RSF.....Mar. 11..... Corvallis, Ore.
 CAL 70, ORE 49West RF.....Mar. 12..... Seattle, Wash.
 (ORE not a Pac-12 member at time of game)

UTAH 80, USC 73West 1st.....Mar. 8..... Provo, Utah
 Oregon 65, Utah 54West RSF.....Mar. 11..... Seattle, Wash.
 UTAH 89, Santa Clara 81West R3rd.....Mar. 12..... Seattle, Wash.
 (UTAH not a Pac-12 member at time of game)

1960-61 (24 teams)

USC 81, ORE 79West 1st.....Mar. 15..... Portland, Ore.
 ASU 86, USC 71West RSF.....Mar. 17..... Portland, Ore.
 Loyola Marymount 69, USC 67West RF.....Mar. 24..... Kansas City, Mo.

ASU 72, Seattle 70West 1st.....Mar. 15..... Portland, Ore.
 ASU 86, USC 71West RSF.....Mar. 17..... Portland, Ore.
 UTAH 88, ASU 80West RF.....Mar. 18..... Portland, Ore.
 (ASU not a Pac-12 member at time of game)

USC 81, ORE 79West 1st.....Mar. 15..... Portland, Ore.
 (ORE not a Pac-12 member at time of game)

UTAH 91, Loyola Marymount 75West RSF.....Mar. 17..... Portland, Ore.
 UTAH 88, ASU 80West RF.....Mar. 18..... Portland, Ore.
 Cincinnati 82, UTAH 67NSFMar. 24..... Kansas City, Mo.
 St. Joseph's 127, UTAH 120 (4OT).....N3rd.....Mar. 25..... Kansas City, Mo..
 (UTAH not a Pac-12 member at time of game)

1961-62 (25 teams)

UCLA 73, Utah State 62West RSF.....Mar. 16..... Provo, Utah
 UCLA 88, OSU 69West RF.....Mar. 17..... Provo, Utah
 Cincinnati 72, UCLA 70NSFMar. 23..... Louisville, Ky.
 Wake Forest 82, UCLA 80N3rd.....Mar. 24..... Louisville, Ky.

OSU 69, Seattle 65West 1st.....Mar. 13..... Corvallis, Ore.
 OSU 69, Pepperdine 67West RSF.....Mar. 16..... Provo, Utah
 UCLA 88, OSU 69West SFMar. 17..... Provo, Utah
 (OSU not a Pac-10 member at time of game)

Utah State 78, ASU 73West 1st.....Mar. 13..... Corvallis, Ore.
 (ASU not a Pac-12 member at time of game)

COLO 67, Texas Tech 60West RSF.....Mar. 16.....Manhattan, Kan.
 Cincinnati 73, COLO 46West RF.....Mar. 17.....Manhattan, Kan.
 (COLO not a Pac-12 member at time of game)

1962-63 (25 teams)

ASU 93, UCLA 79West RSF.....Mar. 11..... Eugene, Ore.
 ASU 79, Utah State 75 (OT)West 1st.....Mar. 11..... Eugene, Ore.
 ASU 93, UCLA 79West RSF.....Mar. 15..... Provo, Utah
 OSU 83, ASU 65West SFMar. 16..... Provo, Utah
 (ASU not a Pac-12 member at time of game)

OSU 70, Seattle 66West 1st.....Mar. 11..... Eugene, Ore.
 OSU 65, San Francisco 61West RSF.....Mar. 15..... Provo, Utah
 OSU 83, ASU 65West RF.....Mar. 16..... Provo, Utah
 Cincinnati 80, OSU 46NSFMar. 22..... Louisville, Ky.
 Duke 85, OSU 63N3rd.....Mar. 23..... Louisville, Ky.
 (OSU not a Pac-12 member at time of game)

COLO 78, Oklahoma City 72Midwest RSF ..Mar. 15..... Lawrence, Kan.
 Cincinnati 67, COLO 60Midwest R3rd ..Mar. 16..... Lawrence, Kan.
 (COLO not a Pac-12 member at time of game)

1963-64 (25 teams)

UCLA 95, Seattle 90West RSF.....Mar. 13..... Corvallis, Ore.
 UCLA 76, San Francisco 72West RF.....Mar. 14..... Corvallis, Ore.
 UCLA 90, Kansas State 84NSFMar. 20..... Kansas City, Mo.
 UCLA 98, Duke 83NC.....Mar. 21..... Kansas City, Mo.

Seattle 61, OSU 57West 1st.....Mar. 10..... Eugene, Ore.
 (OSU not a Pac-10 member at time of game)

Utah State 92, ASU 90West 1st.....Mar. 10..... Eugene, Ore.
 (ASU not a Pac-10 member at time of game)

1964-65 (23 teams)

UCLA 100, Brigham Young 76West RSF.....Mar. 12..... Provo, Utah
 UCLA 101, San Francisco 93West RF.....Mar. 13..... Provo, Utah
 UCLA 108, Wichita State 89NSFMar. 19..... Portland, Ore.
 UCLA 91, Michigan 80NC.....Mar. 20..... Portland, Ore.

1965-66 (22 teams)

OSU 63, Houston 60West RSF.....Mar. 11.... Los Angeles, Calif.
 UTAH 70, OSU 64West RF.....Mar. 12.... Los Angeles, Calif.

UTAH 83, Pacific 74West RSF.....Mar. 11.... Los Angeles, Calif.
 UTAH 70, OSU 64West RF.....Mar. 12.... Los Angeles, Calif.
 Texas Western 85, UTAH 78NSFMar. 18.... College Park, Md.
 Duke 79, UTAH 77N3rd.....Mar. 19.... College Park, Md.
 (UTAH not a Pac-12 member at time of game)

1966-67 (23 teams)

UCLA 109, Wyoming 60..... West RSF..... Mar. 17..... Corvallis, Ore.
 UCLA 80, Pacific 64..... West SF..... Mar. 18..... Corvallis, Ore.
 UCLA 73, Houston 58..... NSF..... Mar. 24..... Louisville, Ky.
 UCLA 79, Dayton 64..... NC..... Mar. 25..... Louisville, Ky.

1967-68 (23 teams)

UCLA 58, New Mexico State 49..... West RSF..... Mar. 15... Albuquerque, N.M.
 UCLA 87, Santa Clara 66..... West RF..... Mar. 16... Albuquerque, N.M.
 UCLA 101, Houston 69..... NSF..... Mar. 22... Los Angeles, Calif.
 UCLA 78, North Carolina 55..... NC..... Mar. 23... Los Angeles, Calif.

1968-69 (25 teams)

UCLA 53, New Mexico State 38..... West RSF..... Mar. 13... Los Angeles, Calif.
 UCLA 90, Santa Clara 52..... West SF..... Mar. 15... Los Angeles, Calif.
 UCLA 85, Drake 82..... NSF..... Mar. 20..... Louisville, Ky.
 UCLA 92, Purdue 72..... NC..... Mar. 22..... Louisville, Ky.

Colorado State 64, COLO 56..... Midwest RSF .. Mar. 13..... Lawrence, Kan.
 COLO 97, Texas A&M 82..... Midwest R3rd .. Mar. 15..... Lawrence, Kan.
 (COLO not a Pac-12 member at time of game)

1969-70 (25 teams)

UCLA 88, Long Beach State 65..... West RSF..... Mar. 12..... Seattle, Wash.
 UCLA 101, Utah State 79..... West RF..... Mar. 14..... Seattle, Wash.
 UCLA 93, New Mexico State 77..... NSF..... Mar. 19..... College Park, Md.
 UCLA 80, Jacksonville 69..... NC..... Mar. 21..... College Park, Md.

1970-71 (25 teams)

UCLA 91, Brigham Young 73..... West RSF..... Mar. 18. Salt Lake City, Utah
 UCLA 57, Long Beach State 55..... West RF..... Mar. 20.. Salt Lake City, Utah
 UCLA 68, Kansas 60..... NSF..... Mar. 25..... Houston, Texas
 UCLA 68, Villanova 62..... NC..... Mar. 27..... Houston, Texas

1971-72 (25 teams)

UCLA 90, Weber State 58..... West RSF..... Mar. 18..... Provo, Utah
 UCLA 73, Long Beach State 57..... West RF..... Mar. 20..... Provo, Utah
 UCLA 96, Louisville 77..... NSF..... Mar. 25... Los Angeles, Calif.
 UCLA 81, Florida State 76..... NC..... Mar. 25... Los Angeles, Calif.

1972-73 (25 teams)

UCLA 98, ASU 81..... West RSF..... Mar. 15... Los Angeles, Calif.
 UCLA 54, San Francisco 39..... West RF..... Mar. 17... Los Angeles, Calif.
 UCLA 70, Indiana 69..... NSF..... Mar. 24..... St. Louis, Mo.
 UCLA 87, Memphis State 66..... NC..... Mar. 25..... St. Louis, Mo.

ASU 103, Oklahoma City 78..... West 1st..... Mar. 10..... Logan, Utah
 UCLA 98, ASU 81..... West RSF..... Mar. 15... Los Angeles, Calif.
 (ASU not a Pac-10 member at time of game)

1973-74 (25 teams)

UCLA 111, Dayton 100 (30T)..... West RSF..... Mar. 14..... Tucson, Ariz.
 UCLA 83, San Francisco 60..... West RF..... Mar. 15..... Tucson, Ariz.
 N. Car. St. 80, UCLA 77 (20T)..... NSF..... Mar. 24..... Greensboro, N.C.
 UCLA 78, Kansas 61..... NC3rd..... Mar. 25..... Greensboro, N.C.

1974-75 (32 teams)

UCLA 103, Michigan 91 (OT)..... West 1st..... Mar. 15..... Portland, Ore.
 UCLA 67, Montana 64..... West RSF..... Mar. 20..... Portland, Ore.
 UCLA 89, ASU 75..... West RF..... Mar. 22..... Portland, Ore.
 UCLA 75, Louisville 74 (OT)..... NSF..... Mar. 29..... San Diego, Calif.
 UCLA 92, Kentucky 85..... NC..... Mar. 31..... San Diego, Calif.

OSU 78, Middle Tenn. St. 67..... West 1st..... Mar. 15..... Lexington, Ky.
 Indiana 81, OSU 71..... Mideast RSF..... Mar. 20..... Dayton, Ohio
 Central Michigan 88, OSU 87..... Mideast R3rd... Mar. 22..... Tulsa, Okla.

ASU 97, Alabama 94..... West 1st..... Mar. 15..... Tempe, Ariz.
 ASU 84, Nevada-Las Vegas 81..... West RSF..... Mar. 20..... Tempe, Ariz.
 UCLA 89, ASU 75..... West RF..... Mar. 22..... Portland, Ore.
 (ASU not a Pac-10 member at time of game)

1975-76 (32 teams)

UCLA 74, San Diego State 64..... West 1st..... Mar. 13..... Eugene, Ore.
 UCLA 70, Pepperdine 61..... West RSF..... Mar. 20..... Eugene, Ore.
 UCLA 82, ARIZ 66..... West RF..... Mar. 20... Los Angeles, Calif.
 Indiana 65, UCLA 51..... NSF..... Mar. 27..... Philadelphia, Pa.
 UCLA 106, Rutgers 92..... NC3rd..... Mar. 29..... Philadelphia, Pa.

Missouri 69, WASH 67..... Midwest 1st..... Mar. 13..... Lawrence, Kan.

ARIZ 83, Georgetown 76..... West 1st..... Mar. 13..... Tempe, Ariz.
 ARIZ 117, Nev.-L.V. 109 (OT)..... West RSF..... Mar. 18..... Tempe, Ariz.
 UCLA 82, ARIZ 66..... West RF..... Mar. 20... Los Angeles, Calif.
 (ARIZ not a Pac-10 member at time of game)

1976-77 (16 teams)

UCLA 87, Louisville 79..... West 1st..... Mar. 12..... Pocatello, Idaho
 Idaho State 76, UCLA 75..... West RSF..... Mar. 17..... Pocatello, Idaho

Southern Illinois 81, ARIZ 77..... Midwest 1st..... Mar. 12..... Omaha, Neb.
 (ARIZ not a Pac-10 member at time of game)

UTAH 72, St. John's 68..... West 1st..... Mar. 12..... Tucson, Ariz.
 UNLV 88, UTAH 83..... West RSF..... Mar. 17..... Provo, Utah
 (UTAH not a Pac-12 member at time of game)

1977-78 (32 teams)

UCLA 83, Kansas 76..... West 1st..... Mar. 11..... Eugene, Ore.
 Arkansas 74, UCLA 70..... West RSF..... Mar. 16..... Eugene, Ore.

UTAH 86, Missouri 79 (20T)..... Midwest 1st..... Mar. 12..... Wichita, Kan.
 Notre Dame 69, UTAH 56..... Midwest RSF .. Mar. 17..... Lawrence, Kan.
 (UTAH not a Pac-12 member at time of game)

1978-79 (40 teams)

UCLA 76, Pepperdine 71..... West 2nd..... Mar. 11..... Los Angeles, Calif.
 UCLA 99, San Francisco 81..... West RSF..... Mar. 15... Los Angeles, Calif.
 DePaul 95, UCLA 91..... West RF..... Mar. 17..... Provo, Utah

USC 86, Utah State 67..... West 1st..... Mar. 9..... Los Angeles, Calif.
 DePaul 89, USC 78..... West 2nd..... Mar. 11..... Los Angeles, Calif.

Pepperdine 92, UTAH 88 (OT)..... West 1st..... Mar. 9..... Los Angeles, Calif.
 (UTAH not a Pac-12 member at time of game)

1979-80 (48 teams)

UCLA 87, Old Dominion 74..... West 1st..... Mar. 7..... Tempe, Ariz.
 UCLA 77, DePaul 71..... West 2nd..... Mar. 9..... Tempe, Ariz.
 UCLA 72, Ohio State 68..... West RSF..... Mar. 13..... Tucson, Ariz.
 UCLA 85, Clemson 74..... West RF..... Mar. 15..... Tucson, Ariz.
 UCLA 67, Purdue 62..... NSF..... Mar. 22..... Indianapolis, Ind.
 Louisville 59, UCLA 52..... NC..... Mar. 24..... Indianapolis, Ind.

ASU 99, Loyola Marymount 71..... West 1st..... Mar. 7..... Tempe, Ariz.
 Ohio State 89, ASU 75..... West 2nd..... Mar. 9..... Tempe, Ariz.

Lamar 81, OSU 77..... West 2nd..... Mar. 8..... Ogden, Utah

Pennsylvania 62, WSU 55..... Mideast 1st..... Mar. 6... West Lafayette, Ind.

1980-81 (48 teams)

Kansas State 50, OSU 48..... West 2nd..... Mar. 14... Los Angeles, Calif.

Kansas 88, ASU 71..... Midwest 2nd.... Mar. 15..... Wichita, Kan.

Brigham Young 78, UCLA 55..... East 2nd..... Mar. 14..... Providence, R.I.

UTAH 94, Northeastern 69..... West 2nd..... Mar. 15..... El Paso, Texas
 North Carolina 61, UTAH 56..... West RSF..... Mar. 19 Salt Lake City, Utah.\n
 (UTAH not a Pac-12 member at time of game)

1981-82 (48 teams)

OSU 70, Pepperdine 51..... West 2nd..... Mar. 14..... Pullman, Wash.
 OSU 60, Idaho 42..... West RSF..... Mar. 18..... Pullman, Wash.
 Georgetown 69, OSU 45..... West RF..... Mar. 20..... Prove, Utah

Wyoming 61, USC 58.....West 1stMar. 11..... Logan, Utah

1982-83 (48 teams)

WSU 62, Weber State 52.....West 1st.....Mar. 17..... Boise, Idaho
Virginia 54, WSU 49.....West 2ndMar. 19..... Boise, Idaho

UTAH 67, UCLA 61.....West 2ndMar. 19..... Boise, Idaho

UTAH 52, Illinois 49.....West 1st.....Mar. 17..... Boise, Idaho
UTAH 67, UCLA 61.....West 2ndMar. 19..... Boise, Idaho
North Carolina 75, UTAH 56West RSF.....Mar. 24.....Ogden, Utah
(UTAH not a Pac-12 member at time of game)

1983-84 (48 teams)

WASH 64, Nevada-Reno 54West 1st.....Mar. 16..... Pullman, Wash
WASH 80, Duke 78.....West 2ndMar. 23..... Pullman, Wash.
Dayton 64, WASH 58West RSF.....Mar. 23..... Los Angeles, Calif.

West Virginia 64, OSU 62.....Midwest 1st.....Mar. 15..... Birmingham, Ala.

1984-85 (64 teams)

Illinois State 58, USC 55.....Midwest 1stMar. 14..... Tulsa, Okla.

Kentucky 66, WASH 58.....West 1st.....Mar. 14. Salt Lake City, Utah

Notre Dame 79, OSU 70Southeast 1st...Mar. 14.....Notre Dame, Ind.

Alabama 50, ARIZ 41.....West 1st.....Mar. 15..Albuquerque, N.M.

1985-86 (64 teams)

Auburn 73, ARIZ 63.....West 1st.....Mar. 14... Long Beach, Calif.

Michigan State 72, WASH 70Midwest 1stMar. 14..... Dayton, Ohio

North Carolina 84, UTAH 72West 1st.....Mar. 13.....Ogden, Utah

1986-87 (64 teams)

UCLA 92, Central Michigan 73West 1st.....Mar. 12. Salt Lake City, Utah
Wyoming 78, UCLA 68.....West 2ndMar. 14.. Salt Lake City, Utah

Texas-El Paso 98, ARIZ 91 (OT)West 1st.....Mar. 14..... Tucson, Ariz.

1987-88 (64 teams)

ARIZ 90, Cornell 50West 1stMar. 18... Los Angeles, Calif.
ARIZ 84, Seton Hall 55West 2ndMar. 20... Los Angeles, Calif.
ARIZ 99, Iowa 79West RSF.....Mar. 25..... Seattle, Wash.
ARIZ 70, North Carolina 52.....West RF.....Mar. 27..... Seattle Wash.
Oklahoma 86, ARIZ 78.....NSFApr. 2 Kansas City, Mo.

Louisville 70, OSU 61.....Southeast 1st...Mar. 17..... Atlanta, Ga.

1988-89 (64 teams)

ARIZ 94, Robert Morris 60West 1st.....Mar. 16..... Boise, Idaho
ARIZ 94, Clemson 68.....West 2ndMar. 18..... Boise, Idaho
Nevada-Las Vegas 68, ARIZ 67West RSF.....Mar. 23..... Denver, Colo.

Siena 80, STAN 78.....East 1stMar. 16.....Greensboro, N.C.

UCLA 84, Iowa State 74Southeast 1st...Mar. 17..... Atlanta, Ga.
North Carolina 88, UCLA 81Southeast 2nd .Mar. 19..... Atlanta, Ga.

Evansville 94, OSU 90 OTWest 1st.....Mar. 15. Salt Lake City, Utah

1989-90 (64 teams)

ARIZ 79, South Florida 67.....West 1st.....Mar. 16... Long Beach, Calif.
Alabama 77, ARIZ 55.....West 2ndMar. 18... Long Beach, Calif.

CAL 65, Indiana 63.....East 1stMar. 15..... Hartford, Conn.
Connecticut 74, CAL 54East 2ndMar. 17..... Hartford, Conn.

Ball State 54, OSU 53West 1st.....Mar. 15.. Salt Lake City, Utah

UCLA 68, Ala.-Birmingham 56East 1stMar. 16..... Atlanta, Ga.
UCLA 71, Kansas 70East 2ndMar. 18..... Atlanta, Ga.
Duke 90, UCLA 81East RSF.....Mar. 22..... Atlanta, Ga.

1990-91 (64 teams)

ARIZ 93, St. Francis (Pa.) 80West 1st.....Mar. 14.. Salt Lake City, Utah
ARIZ 76, Brigham Young 61.....West 2ndMar. 16.. Salt Lake City, Utah
Seton Hall 81, ARIZ 77West RSF.....Mar. 21..... Seattle, Wash.

ASU 79, Rutgers 76Southeast 1st...Mar. 15..... Atlanta, Ga.
Arkansas 97, ASU 90.....Southeast 2nd .Mar. 17..... Atlanta, Ga.

Penn State 74, UCLA 69East 1stMar. 15..... Syracuse, N.Y.

Florida State 75, USC 72.....Southeast 1st...Mar. 14..... Louisville, Ky.

UTAH 82, South Alabama 72West 1st.....Mar. 15..... Tucson, Ariz.
UTAH 85, Michigan State 84 (2OT).....West 2ndMar. 17..... Tucson, Ariz.
UNLV 83, UTAH 66.....West RSF.....Mar. 21..... Seattle, Wash.
(UTAH not a Pac-12 member at time of game)

1991-92 (64 teams)

East Tennessee State 87, ARIZ 80.....Southeast 1st...Mar. 20..... Atlanta, Ga.

Alabama 80, STAN 75.....Southeast 1st...Mar. 19..... Cincinnati, Ohio

UCLA 73, Robert Morris 53West 1st.....Mar. 20..... Tempe, Ariz.
UCLA 85, Louisville 69West 2ndMar. 22..... Tempe, Ariz.
UCLA 85, New Mexico State 78.....West RSF.....Mar. 26..... Tempe, Ariz.
Indiana 106, UCLA 79West RF.....Mar. 28..Albuquerque, N.M.

USC 84, Northeast Louisiana 54.....Midwest 1stMar. 19.....Milwaukee, Wisc.
Georgia Tech 79, USC 78.....Midwest 2ndMar. 21.....Milwaukee, Wisc.

1992-93 (64 teams)

Santa Clara 64, ARIZ 61.....West 1st.....Mar. 18. Salt Lake City, Utah

CAL 66, Louisiana State 61Midwest 1stMar. 18..... Chicago, Ill.
CAL 82, Duke 77Midwest 2ndMar. 20..... Chicago, Ill.
Kansas 93, CAL 76Midwest RSF ..Mar. 26..... St. Louis, Mo.

UCLA 81, Iowa State 70West 1st.....Mar. 19..... Tucson, Ariz.
Michigan 86, UCLA 84 (OT)West 2ndMar. 21..... Tucson, Ariz.

UTAH 86, Pittsburgh 65Southeast 1st...Mar. 19..... Nashville, Tenn.
Kentucky 83, UTAH 62Southeast 2nd .Mar. 21..... Nashville, Tenn.
(UTAH not a Pac-12 member at time of game)

1993-94 (64 teams)

ARIZ 81, Loyola (Md.) 55.....West 1st.....Mar. 18... Sacramento, Calif.
ARIZ 71, Virginia 58.....West 2ndMar. 20... Sacramento, Calif.
ARIZ 82, Louisville 70West RSF.....Mar. 24... Los Angeles, Calif.
ARIZ 92, Missouri 72West RF.....Mar. 26... Los Angeles, Calif.
Arkansas 91, ARIZ 82NSFApr. 2Charlotte, N.C.

Wisconsin-Green Bay 61, CAL 57.....West 1st.....Mar. 17.....Ogden, Utah

Tulsa 112, UCLA 102.....Midwest 1stMar. 18 Oklahoma City, Okla.

Boston College 67, WSU 64East 1stMar. 18..... Landover, Md.

1994-95 (64 teams)

Miami (Ohio) 71, ARIZ 62Midwest 1stMar. 16..... Dayton, Ohio

ASU 81, Ball State 66Southeast 1st...Mar. 16..... Memphis, Tenn.
ASU 64, Manhattan 54Southeast 1st...Mar. 18..... Memphis, Tenn.
Kentucky 97, ASU 73.....RSFMar. 23..... Birmingham, Ala.

Texas 90, ORE 73West 1st.....Mar. 16. Salt Lake City, Utah

STAN 70, UNC-Charlotte 68East 1stMar. 17..... Albany, N.Y.
Massachusetts 75, STAN 53East 2ndMar. 19..... Albany, N.Y.

UCLA 92, Florida International 56West 1st.....Mar. 17..... Boise, Idaho
UCLA 75, Missouri 74West 2ndMar. 19..... Boise, Idaho
UCLA 86, Mississippi State 67.....RSFMar. 23..... Oakland, Calif.
UCLA 102, Connecticut 96.....RFMar. 25..... Oakland, Calif.
UCLA 74, Oklahoma State 61.....NSFApr. 1 Seattle, Wash.
UCLA 89, Arkansas 78.....NC.....Apr. 3 Seattle, Wash.

PAC-12 IN THE NCAA TOURNAMENT



UTAH 76, Long Beach State 64.....West 1st.....Mar. 17..... Boise, Idaho
Mississippi State 78, UTAH 64 West 2nd Mar. 19..... Boise, Idaho
(UTAH not a Pac-12 member at time of game)

1995-96 (64 teams)

ARIZ 90, Valparaiso 51 West 1st..... Mar. 15..... Tempe, Ariz.
ARIZ 87, Iowa 73 West 2nd Mar. 17..... Tempe, Ariz.
Kansas 83, ARIZ 80 RSF Mar. 22..... Denver, Colo.

Iowa State 74, CAL 64 Southeast 1st... Mar. 14..... Dallas, Texas

STAN 66, Bradley 58 East 1st Mar. 14..... Providence, R.I.
Massachusetts 79, STAN 74 East 2nd Mar. 16..... Providence, R.I.

Princeton 43, UCLA 41 Southeast 1st... Mar. 14..... Indianapolis, Ind.

UTAH 72, Canisius 43 Midwest 1st Mar. 14..... Dallas, Texas
UTAH 73, Iowa State 67 Midwest 2nd... Mar. 16..... Dallas, Texas
Kentucky 101, UTAH 70 Midwest RSF ... Mar. 21... Minneapolis, Minn.
(UTAH not a Pac-12 member at time of game)

1996-97 (64 teams)

ARIZ 65, South Alabama 57 Southeast 1st... Mar. 13..... Memphis, Tenn.
ARIZ 73, College of Charleston 69 Southeast 2nd . Mar. 15..... Memphis, Tenn.
ARIZ 85, Kansas 82 RSF Mar. 21..... Birmingham, Ala.
ARIZ 96, Providence 92 (OT) RF Mar. 23..... Birmingham, Ala.
ARIZ 66, North Carolina 58 NSF Mar. 29..... Indianapolis, Ind.
ARIZ 84, Kentucky 79 (OT) NC..... Mar. 31..... Indianapolis, Ind.

CAL 55, Princeton 52 East 1st Mar. 13 Winston-Salem, N.C.
CAL 75, Villanova 68 East 2nd Mar. 15 Winston-Salem, N.C.
North Carolina 63, CAL 57 RSF Mar. 21..... Syracuse, N.Y.

STAN 80, Oklahoma 67 West 1st..... Mar. 14..... Tucson, Ariz.
STAN 72, Wake Forest 66 West 2nd Mar. 16..... Tucson, Ariz.
Utah 82, STAN 77 (OT) RSF Mar. 20..... San Jose, Calif.

UCLA 109, Charleston Southern 75.... Midwest 1st Mar. 13.. Auburn Hills, Mich.
UCLA 96, Xavier 83 Midwest 2nd... Mar. 15.. Auburn Hills, Mich.
UCLA 74, Iowa State 73 (OT) RSF Mar. 20... San Antonio, Texas
Minnesota 80, UCLA 72 RF Mar. 22... San Antonio, Texas

Illinois 90, USC 77 Southeast 1st... Mar. 14..... Charlotte, N.C.

COLO 80, Indiana 62 East 1st Mar. 14 Winston-Salem, N.C.
North Carolina 73, COLO 56 East 2nd Mar. 16 Winston-Salem, N.C.
(COLO not a Pac-12 member at time of game)

UTAH 75, Navy 61 West 1st..... Mar. 14..... Tucson, Ariz.
UTAH 77, UNC Charlotte 58 West 2nd Mar. 26..... Tucson, Ariz.
UTAH 82, STAN 77 (OT) West RSF..... Mar. 20..... San Jose, Calif.
Kentucky 72, UTAH 59 West RF Mar. 22..... San Jose, Calif.
(UTAH not a Pac-12 member at time of game)

1997-98 (64 teams)

ARIZ 99, Nicholls State 60 West 1st..... Mar. 12... Sacramento, Calif.
ARIZ 82, Illinois State 49 West 2nd Mar. 14... Sacramento, Calif.
ARIZ 87, Maryland 79 RSF Mar. 19..... Anaheim, Calif.
Utah 76, ARIZ 51 RF Mar. 21..... Anaheim, Calif.

STAN 67, College of Charleston 57 Midwest 1st Mar. 13..... Chicago, Ill.
STAN 83, Western Michigan 65 Midwest 2nd... Mar. 15..... Chicago, Ill.
STAN 67, Purdue 59 RSF Mar. 20..... St. Louis, Mo.
STAN 79, Rhode Island 77 RF Mar. 22..... St. Louis, Mo.
Kentucky 86, STAN 85 (OT) NSF Mar. 28... San Antonio, Texas

UCLA 65, Miami, Fla. 62 South 1st Mar. 13..... Atlanta, Ga.
UCLA 85, Michigan 82 South 2nd Mar. 15..... Atlanta, Ga.
Kentucky 94, UCLA 68 RSF Mar. 20... St. Petersburg, Fla.

WASH 69, Xavier 68 East 1st Mar. 12..... Washington, D.C.
WASH 81, Richmond 66 East 2nd Mar. 14..... Washington, D.C.
Connecticut 75, WASH 74 RSF Mar. 19..... Greensboro, N.C.

UTAH 85, San Francisco 68 West 1st..... Mar. 12..... Boise, Idaho
UTAH 75, Arkansas 69 West 2nd Mar. 14..... Boise, Idaho
UTAH 65, West Virginia 62 West RSF Mar. 19..... Anaheim Calif.
UTAH 76, ARIZ 51 West RF Mar. 21..... Anaheim, Calif.
UTAH 65, North Carolina 59 NSF Mar. 28... San Antonio, Texas
Kentucky 78, UTAH 69 NC..... Mar. 30... San Antonio, Texas
(UTAH not a Pac-12 member at time of game)

1998-99 (64 teams)

Oklahoma 61, ARIZ 60 Midwest 1st Mar. 12..... Milwaukee, Wis.

STAN 69, Alcorn State 57 West 1st..... Mar. 11..... Seattle, Wash.
Gonzaga 82, STAN 74 West 2nd Mar. 13..... Seattle, Wash.

Detroit 56, UCLA 53 South 1st Mar. 11..... Indianapolis, Ind.

Miami (Ohio) 59, WASH 58 Midwest 1st Mar. 12..... New Orleans, La.

UTAH 80, Arkansas State 58 Midwest 1st Mar. 12..... New Orleans, La.
Miami (Ohio) 66, UTAH 58 Midwest 2nd... Mar. 14..... New Orleans, La.
(UTAH not a Pac-12 member at time of game)

1999-00 (64 teams)

ARIZ 71, Jackson State 47 West 1st..... Mar. 16.. Salt Lake City, Utah
Wisconsin 66, ARIZ 59 West 2nd Mar. 18.. Salt Lake City, Utah

Seton Hall 72, ORE 71 East 1st Mar. 17..... Buffalo, New York

STAN 84, S. Carolina St. South 1st Mar. 17..... Birmingham, Ala.
North Carolina 60, STAN 53 South 2nd Mar. 19..... Birmingham, Ala.

UCLA 65, Ball State 57 Midwest 1st Mar. 16... Minneapolis, Minn.
UCLA 105, Maryland 70 Midwest 2nd... Mar. 18... Minneapolis, Minn.
Iowa State 80, UCLA 56 Midwest RSF ... Mar. 23.. Auburn Hills, Mich.

UTAH 48, Saint Louis 45 Midwest 1st Mar. 16..... Cleveland, Ohio
Michigan State 73, UTAH 61 Midwest 2nd... Mar. 17..... Cleveland, Ohio
(UTAH not a Pac-12 member at time of game)

2000-01 (64 teams)

ARIZ 101, Eastern Illinois 76 Midwest 1st Mar. 16..... Kansas City, Mo.
ARIZ 73, Butler 52 Midwest 2nd... Mar. 18..... Kansas City, Mo.
ARIZ 66, Mississippi 56 Midwest RSF ... Mar. 23... San Antonio, Texas
ARIZ 87, Illinois 81 Midwest RF Mar. 25... San Antonio, Texas
ARIZ 80, Michigan State 61 NSF Mar. 31... Minneapolis, Minn.
Duke 82, ARIZ 72 NC..... Apr. 2 Minneapolis, Minn.

Fresno State 82, CAL 70 South 1st Mar. 16..... Memphis, Tenn.

STAN 89, UNC Greensboro 60 West 1st..... Mar. 15..... San Diego, Calif.
STAN 90, St. Joseph's 83 West 2nd Mar. 17..... San Diego, Calif.
STAN 78, Cincinnati 65 West RSF..... Mar. 22..... Anaheim, Calif.
Maryland 87, STAN 73 West RF Mar. 24..... Anaheim, Calif.

UCLA 61, Hofstra 48 East 1st Mar. 15..... Greensboro, N.C.
UCLA 75, Utah State 50 East 2nd Mar. 17..... Greensboro, N.C.
Duke 76, UCLA 63 East RSF..... Mar. 22..... Philadelphia, Pa.

USC 69, Oklahoma State 54 East 1st Mar. 15..... Uniondale, N.Y.
USC 74, Boston College 71 East 2nd Mar. 17..... Uniondale, N.Y.
USC 80, Kentucky 76 East RSF..... Mar. 22..... Philadelphia, Pa.
Duke 79, USC 69 East RF Mar. 24..... Philadelphia, Pa.

2001-02 (64 teams)

ARIZ 86, UC Santa Barbara 81 1st Mar. 14... Albuquerque, N.M.
ARIZ 68, Wyoming 60 2nd Mar. 16... Albuquerque, N.M.
Oklahoma 88, ARIZ 67 West RSF Mar. 21..... San Jose, Calif.

CAL 82, Pennsylvania 75 1st Mar. 15..... Pittsburgh, Pa.
Pittsburgh 63, CAL 50 2nd Mar. 17..... Pittsburgh, Pa.

ORE 81, Montana 62 1st Mar. 14... Sacramento, Calif.
ORE 92, Wake Forest 87 2nd Mar. 16... Sacramento, Calif.
ORE 72, Texas 70 Midwest RSF ... Mar. 22..... Madison, Wisc.
Kansas 104, ORE 86 Midwest RF Mar. 23..... Madison, Wisc.

STAN 84, Western Kentucky 69.....1st.....Mar. 14.... Sacramento, Calif.
Kansas 86, STAN 632ndMar. 16.... Sacramento, Calif.

UCLA 80, Mississippi 581st.....Mar. 15.... Pittsburgh, Penn.
UCLA 105, Cincinnati 101 (20T).....2ndMar. 17.... Pittsburgh, Penn.
Missouri 82, UCLA 73West RSF.....Mar. 21..... San Jose, Calif.

UNC-Wilmington 93, USC 89 (OT)1st.....Mar. 14.... Sacramento, Calif.

Indiana 75, UTAH 56.....South 1st.....Mar. 14.... Sacramento, Calif.
(UTAH not a Pac-12 member at time of game)

2002-03 (64 teams)

ARIZ 80, Vermont 511st.....Mar. 20.. Salt Lake City, Utah
ARIZ 96, Gonzaga 95 (20T).....2ndMar. 22.. Salt Lake City, Utah
ARIZ 88, Notre Dame 71West RSF.....Mar. 27..... Anaheim, Calif.
Kansas 78, Arizona 75West RF.....Mar. 29..... Anaheim, Calif.

ASU 84, Memphis 71.....1st.....Mar. 20 Oklahoma City, Okla.
Kansas 108, ASU 76.....2ndMar. 22 Oklahoma City, Okla.

CAL 76, North Carolina State 74 (OT)..1st.....Mar. 20 Oklahoma City, Okla.
Oklahoma 74, CAL 652ndMar. 22 Oklahoma City, Okla.

UTAH 60, ORE 58.....Midwest 1stMar. 21.....Nashville, Tenn.

STAN 77, San Diego 69.....1st.....Mar. 20..... Spokane, Wash.
Connecticut 85, STAN 74.....2ndMar. 22..... Spokane, Wash.

Michigan State 79, COLO 641st.....Mar. Mar. 21 Tampa, Fla.

UTAH 60, ORE 58.....Midwest 1stMar. 21.....Nashville, Tenn.
Kentucky 74, UTAH 54Midwest 2nd.....Mar. 23.....Nashville, Tenn.
(UTAH not a Pac-12 member at time of game)

2003-04 (65 teams)

Seton Hall 80, ARIZ 761st.....Mar. 18.....Raleigh, N.C.

STAN 71, UT-San Antonio 451st.....Mar. 18..... Seattle, Wash.
Alabama 70, STAN 67.....2ndMar. 20..... Seattle, Wash.

UAB 102, WASH 100.....1st.....Mar. 19.....Columbus, Ohio

Boston College 58, UTAH 511st.....Mar. 19..... St. Louis, Mo.
(UTAH not a Pac-12 member at time of game)

2004-05 (65 teams)

ARIZ 66, Utah State 531st.....Mar. 17..... Boise, Idaho
ARIZ 85, UAB 632ndMar. 19..... Boise, Idaho
ARIZ 79, Oklahoma State 78.....RSFMar. 24..... Chicago, Ill.
Illinois 90, ARIZ 89 (OT).....RFMar. 26..... Chicago, Ill.

Mississippi State 93, STAN 701st.....Mar. 18.....Charlotte, N.C.

Texas Tech 78, UCLA 661st.....Mar. 17..... Tucson, Ariz.

WASH 88, Montana 771st.....Mar. 17..... Boise, Idaho
WASH 97, Pacific 792ndMar. 19..... Boise, Idaho
Louisville 93, WASH 79RSFMar. 24...Albuquerque, N.M.

UTAH 60, UTEP 54.....1st.....Mar. 17..... Tucson, Ariz.
UTAH 67, Oklahoma 582ndMar. 19..... Tucson, Ariz.
Kentucky 62, UTAH 52RSFMar. 24..... Austin, Texas
(UTAH not a Pac-12 member at time of game)

2005-06 (65 teams)

ARIZ 94, Wisconsin 75.....1st.....Mar. 17..... Philadelphia, Pa.
Villanova 82, ARIZ 78.....2ndMar. 19..... Philadelphia, Pa.

North Carolina State 58, CAL 52.....1st.....Mar. 17..... Dallas, Texas

UCLA 78, Belmont 441st.....Mar. 16..... San Diego, Calif.
UCLA 62, Alabama 592ndMar. 18..... San Diego, Calif.
UCLA 73, Gonzaga 71.....RSFMar. 23..... Oakland, Calif.
UCLA 50, Memphis 45.....RFMar. 25..... Oakland, Calif.
UCLA 59, Louisiana State 45.....NSFApr. 1 Indianapolis, Ind.
Florida 73, UCLA 57NC.....Apr. 3 Indianapolis, Ind.

WASH 75, Utah State 611st.....Mar. 16..... San Diego, Calif.
WASH 67, Illinois 642ndMar. 18..... San Diego, Calif.
Connecticut 98, WASH 92 (OT)RSFMar. 24..... Washington, D.C.

2006-07 (65 teams)

Purdue 72, ARIZ 63.....1st.....Mar. 16..... New Orleans, La.

ORE 58, Miami (Ohio) 561st.....Mar. 16..... Spokane, Wash.
ORE 75, Winthrop 612ndMar. 18..... Spokane, Wash.
ORE 76, UNLV 72RSFMar. 23..... St. Louis, Mo.
Florida 85, ORE 77RFMar. 25..... St. Louis, Mo.

Louisville 78, STAN 581st.....Mar. 15..... Lexington, Ky.

UCLA 70, Weber State 421st.....Mar. 15.... Sacramento, Calif.
UCLA 54, Indiana 492ndMar. 17.... Sacramento, Calif.
UCLA 64, Pittsburgh 55RSFMar. 22..... San Jose, Calif.
UCLA 68, Kansas 55RFMar. 24..... San Jose, Calif.
Florida 76, UCLA 66NSFMar. 31..... Atlanta, Ga.

USC 77, Arkansas 60.....1st.....Mar. 16..... Spokane, Wash.
USC 87, Texas 682ndMar. 18..... Spokane, Wash.
North Carolina 74, USC 64.....RSFMar. 23 East Rutherford, N.J.

WSU 70, Oral Roberts 541st.....Mar. 15.... Sacramento, Calif.
Vanderbilt 78, WSU 74 (20T).....2ndMar. 17.... Sacramento, Calif.

2007-08 (65 teams)

West Virginia 75, ARIZ 651st.....Mar. 20..... Washington, D.C.

Mississippi State 76, ORE 69.....1st.....Mar. 21..... Little Rock, Ark.

STAN 77, Cornell 531st.....Mar. 20..... Anaheim, Calif.
STAN 82, Marquette 812ndMar. 22..... Anaheim, Calif.
Texas 82, STAN 62.....RSFMar. 28..... Houston, Texas

UCLA 70, Mississippi Valley State 29...1st.....Mar. 20..... Anaheim, Calif.
UCLA 51, Texas A&M 49.....2ndMar. 22..... Anaheim, Calif.
UCLA 88, Western Kentucky 27RSFMar. 27..... Phoenix, Ariz.
UCLA 76, Xavier 57RFMar. 29..... Phoenix, Ariz.
Memphis 78, UCLA 63.....NSFApr. 5 San Antonio, Texas

Kansas State 80, USC 671st.....Mar. 20..... Omaha, Neb.

WSU 71, Winthrop 401st.....Mar. 20..... Denver, Colo.
WSU 61, Notre Dame 41.....2ndMar. 22..... Denver, Colo.
North Carolina 68, WSU 47RSFMar. 27..... Charlotte, N.C.

2008-09 (65 teams)

ARIZ 84, Utah 71.....1st.....Mar. 20..... Miami, Fla.
ARIZ 71, Cleveland State 57.....2ndMar. 22..... Miami, Fla.
Louisville 103, ARIZ 64RSFMar. 27..... Indianapolis, Ind.

ASU 66, Temple 571st.....Mar. 20..... Miami, Fla.
Syracuse 78, ASU 672ndMar. 22..... Miami, Fla.

Maryland 84, CAL 711st.....Mar. 19..... Kansas City, Mo.

UCLA 65, Virginia Commonwealth 64..1st.....Mar. 19..... Philadelphia, Pa.
Villanova 89, UCLA 692ndMar. 21..... Philadelphia, Pa.

USC 72, Boston College 551st.....Mar. 20.. Minneapolis, Minn.
Michigan State, 74, USC 692ndMar. 22...Minneapolis, Minn.

WASH 71, Mississippi State 58.....1st.....Mar. 19..... Portland, Ore.
Purdue 76, WASH 74.....2ndMar. 21..... Portland, Ore.

ARIZ 84, UTAH 711st.....Mar. 20..... Miami, Fla.
(UTAH not a Pac-12 member at time of game)

2009-10 (65 teams)

CAL 77, Louisville 62.....1st.....Mar. 19..... Jacksonville, Fla.
 Duke 68, California 532ndMar. 21..... Jacksonville, Fla.

WASH 80, Marquette 781st.....Mar. 18.....San Jose, Calif.
 WASH 82, New Mexico 642ndMar. 20.....San Jose, Calif.
 West Virginia 69, WASH 56.....RSFMar. 25.....Syracuse, N.Y.

2010-11 (68 teams)

ARIZ 77, Memphis 75.....2ndMar. 18..... Tulsa, Okla.
 ARIZ 70, Texas 693rdMar. 19..... Tulsa, Okla.
 ARIZ 93, Duke 77RSFMar. 24..... Anaheim, Calif.
 Connecticut 65, ARIZ 63.....RFMar. 26..... Anaheim, Calif.

UCLA 78, Michigan State 762ndMar. 17..... Tampa, Fla.
 Florida 73, UCLA 653rdMar. 19..... Tampa, Fla.

VCU 73, USC 65.....1st.....Mar. 16..... Dayton, Ohio

WASH 68, Georgia 652ndMar. 18.....Charlotte, N.C.
 North Carolina 86, WASH 833rdMar. 20.....Charlotte, N.C.


NCAA CHAMPIONS FROM THE PAC-12 (16)

1938-39	Oregon	1968-69	UCLA
1941-42	Stanford	1969-70	UCLA
1943-44	Utah	1970-71	UCLA
1958-59	California	1971-72	UCLA
1963-64	UCLA	1972-73	UCLA
1964-65	UCLA	1974-75	UCLA
1966-67	UCLA	1994-95	UCLA
1967-68	UCLA	1996-97	Arizona

YEAR	TEAM	W-L	FIN.	YEAR	TEAM	W-L	FIN.	YEAR	TEAM	W-L	FIN.
1938-39	ORE	3-0	1st	1978-79	UCLA	2-1		1997-98	ARIZ	3-1	
1939-40	USC	1-1	3rd tie		USC	1-1			STAN	4-1	3rd tie
	COLO	0-2			UTAH	0-1			UCLA	2-1	
1940-41	WSU	2-1	2nd	1979-80	ASU	1-1			UTAH	5-1	2nd
1941-42	COLO	1-1			OSU	0-1			WASH	2-1	
	STAN	3-0	1st		UCLA	5-1	2nd*	1998-99	ARIZ	0-1	
1942-43	WASH	0-2			WSU	0-1			STAN	1-1	
1943-44	UTAH	3-0	1st	1980-81	ASU	0-1			UCLA	0-1	
1944-45	ORE	1-1			OSU	0-1			UTAH	1-1	
	UTAH	0-2			UCLA	0-1			WASH	0-1	
1945-46	COLO	1-1			UTAH	1-1		1999-00	ARIZ	1-1	
	CAL	1-2	4th	1981-82	OSU	2-1			ORE	0-1	
1946-47	OSU	1-1			USC	0-1			STAN	1-1	
1947-48	WASH	1-1		1982-83	UCLA	0-1			UCLA	2-1	
1948-49	OSU	1-2	4th		UTAH	2-1			UTAH	1-1	
1949-50	UCLA	0-2			WSU	1-1		2000-01	ARIZ	5-1	2nd
1950-51	ARIZ	0-1		1983-84	OSU	0-1			CAL	0-1	
	WASH	1-1			WASH	2-1			STAN	3-1	
1951-52	UCLA	0-2		1984-85	ARIZ	0-1			UCLA	2-1	
1952-53	WASH	3-1	3rd		OSU	0-1			USC	3-1	
1953-54	COLO	0-2			USC	0-1		2001-02	ARIZ	2-1	
	USC	2-2	4th		WASH	0-1			CAL	1-1	
1954-55	COLO	3-1		1985-86	ARIZ	0-1			ORE	3-1	
	OSU	1-1			UTAH	0-1			STAN	1-1	
	UTAH	1-1			WASH	0-1			UCLA	2-1	
1955-56	UCLA	1-1		1986-87	ARIZ	0-1			USC	0-1	
	UTAH	1-1			UCLA	1-1		2002-03	UTAH	0-1	
1956-57	CAL	1-1		1987-88	ARIZ	4-1	3rd tie		ARIZ	3-1	
1957-58	CAL	1-1			OSU	0-1			ASU	1-1	
1958-59	CAL	4-0	1st	1988-89	ARIZ	2-1			CAL	1-1	
	UTAH	0-2			OSU	0-1			COLO	0-1	
1959-60	CAL	4-1	2nd		STAN	0-1			ORE	0-1	
	ORE	2-1			UCLA	1-1			STAN	1-1	
	USC	0-1		1989-90	ARIZ	1-1			UTAH	1-1	
	UTAH	2-1			CAL	1-1		2003-04	ARIZ	0-1	
1960-61	ASU	2-1			OSU	0-1			STAN	1-1	
	ORE	0-1			UCLA	2-1			UTAH	0-1	
	USC	1-2		1990-91	ARIZ	2-1			WASH	0-1	
	UTAH	2-2	4th		ASU	1-1		2004-05	ARIZ	3-1	
1961-62	ASU	0-1			UCLA	0-1			STAN	0-1	
	COLO	1-1			USC	0-1			UCLA	0-1	
	OSU	2-1			UTAH	2-1			UTAH	2-1	
	UCLA	2-2	4th	1991-92	ARIZ	0-1			WASH	2-1	
1962-63	ASU	2-1			STAN	0-1		2005-06	ARIZ	1-1	
	COLO	1-1			UCLA	3-1			CAL	0-1	
	OSU	3-2	4th		USC	1-1			UCLA	5-1	2nd
	UCLA	0-2		1992-93	ARIZ	0-1			WASH	2-1	
1963-64	ASU	0-1			CAL	2-1		2006-07	ARIZ	0-1	
	OSU	0-1			UCLA	1-1			ORE	3-1	
	UCLA	4-0	1st		UTAH	1-1			STAN	0-1	
1964-65	UCLA	4-0	1st	1993-94	ARIZ	4-1	3rd tie		UCLA	4-1	3rd tie
1965-66	OSU	1-1			CAL	0-1			USC	2-1	
	UTAH	2-2	4th		UCLA	0-1			WSU	1-1	
1966-67	UCLA	4-0	1st		WSU	0-1		2007-08	ARIZ	0-1	
1967-68	UCLA	4-0	1st	1994-95	UCLA	6-0	1st		ORE	0-1	
1968-69	COLO	1-1			ASU	2-1			STAN	2-1	
	UCLA	4-0	1st		ARIZ	0-1			UCLA	4-1	3rd tie
1969-70	UCLA	4-0	1st		ORE	0-1			USC	0-1	
1970-71	UCLA	4-0	1st		STAN	1-1			WSU	2-1	
1971-72	UCLA	4-0	1st		UTAH	1-1		2008-09	ARIZ	2-1	
1972-73	ASU	1-1		1995-96	ARIZ	2-1			ASU	1-1	
	UCLA	4-0	1st		STAN	1-1			CAL	0-1	
1973-74	UCLA	2-1	3rd		CAL	0-1*			UCLA	1-1	
1974-75	ASU	2-1			UCLA	0-1			USC	1-1	
	OSU	1-2			UTAH	2-1			UTAH	0-1	
	UCLA	5-0	1st	1996-97	ARIZ	6-0	1st		WASH	1-1	
1975-76	ARIZ	2-1			CAL	2-1		2009-10	CAL	1-1	
	UCLA	4-1	3rd		COLO	1-1			WASH	2-1	
	WASH	0-1			STAN	2-1		2010-11	ARIZ	3-1	
1976-77	ARIZ	0-1			UCLA	3-1			UCLA	1-1	
	UCLA	1-1			USC	0-1			USC	0-1	
	UTAH	1-1			UTAH	3-1			WASH	1-1	
1977-78	UCLA	1-1									
	UTAH	1-1									

* - Record and finish later vacated

The Pac-12 has had considerable success in the National Invitation Tournament (NIT), as five current members have captured the NIT crown - Colorado (1940), Utah (1944), UCLA (1985), Stanford (1991) and California (1999). Colorado also finished second in 1991, as did Utah in 1974. Meanwhile third-place finishes were turned in by Oregon in 1975 and 2004, Colorado in 1955, and Utah 1992. Most recently, Washington State reached the semifinals in 2011. The league now stands at 75-70 (.517) in America's original postseason tourney. The records of all Pac-12 members in the NIT:



School (Seasons)	Yrs	W-L	PCT	1st	2nd	3rd	4th
Arizona (1946, 50-51)	3	0-3	.000	0	0	0	0
Arizona State (1983, 90, 92-94, 98, 00, 02, 05, 08, 10)	11	5-11	.313	0	0	0	0
California (1986-87, 89, 99-00, 08, 11)	7	12-6	.667	1	0	0	0
Colorado (1938, 40, 91, 95, 99-00, 04, 06)	8	9-7	.563	1	1	0	0
Oregon (1975-77, 84, 88, 90, 97, 99, 04)	9	11-10	.524	0	0	2	1
Oregon State (1979, 83, 87, 05)	4	3-4	.429	0	0	0	0
Stanford (1988, 90-91, 94, 06)	5	7-4	.636	1	0	0	0
UCLA (1985-86)	2	5-1	.833	1	0	0	0
USC (1973, 93-94, 99)	4	2-4	.333	0	0	0	0
Utah (1944, 47, 49, 57-58, 70, 74, 87-88, 92, 01)	11	11-10	.524	1	0	1	0
Washington (1980, 82, 87, 96-97)	5	3-5	.375	0	0	0	0
Washington State (1992, 95-96, 09, 11)	5	7-5	.500	0	0	1	0
TOTALS		75-70	.517	5	1	4	1

Note: Arizona posted an 0-3 record while not a Conference member. Thus, Pac-10 representatives' record in the NIT is now 51-48 (.515). Pac-10 members also combine for a 43-39 (.524) record in NIT games which did not match two Conference members.

YEARLY NIT RESULTS (Pac-12 schools only – Field size in parenthesis)

1937-38

COLO 48, New York University 47Semi..... Mar. 14..... New York, N.Y.
 Temple 60, COLO 34.....Champ Mar. 16..... New York, N.Y.
 (COLO not Pac-12 member at time of game)

1939-40

COLO 52, DePaul 37Semi..... Mar. 13..... New York, N.Y.
 COLO 51, Duquesne 40Champ Mar. 14..... New York, N.Y.
 (COLO not Pac-12 member at time of game)

1943-44

Kentucky 46, UTAH 381st..... Mar. 20..... New York, N.Y.
 (UTAH not Pac-12 member at time of game)

1945-46 (8 teams)

Kentucky 77, ARIZ 531st..... n/a..... New York, N.Y.
 (ARIZ not Pac-12 member at time of game)

1946-47 (12 teams)

UTAH 45, Duquesne 441st..... Mar. 17..... New York, N.Y.
 UTAH 64, West Virginia 62Semi..... Mar. 19..... New York, N.Y.
 UTAH 49, Kentucky 45Champ Mar. 24..... New York, N.Y.
 (UTAH not Pac-12 member at time of game)

1948-49 (12 teams)

San Francisco 64, UTAH 631st..... Mar. 15..... New York, N.Y.
 (UTAH not Pac-12 member at time of game)

1949-50 (12 teams)

LaSalle 72, ARIZ 661st..... n/a..... New York, N.Y.
 (ARIZ not Pac-12 member at time of game)

1950-51 (12 teams)

Dayton 74, ARIZ 681st..... n/a..... New York, N.Y.
 (ARIZ not Pac-12 member at time of game)

1956-57

Memphis State 77, UTAH 751st..... Mar. 16..... New York, N.Y.
 (UTAH not Pac-12 member at time of game)

1957-58

St. John's 71, UTAH 701st..... Mar. 15..... New York, N.Y.
 (UTAH not Pac-12 member at time of game)

1969-70 (16 teams)

UTAH 78, Duke 751st..... Mar. 14..... New York, N.Y.
 Marquette 83, UTAH 632nd Mar. 17..... New York, N.Y.
 (UTAH not Pac-12 member at time of game)

1972-73 (16 teams)

Notre Dame 69, USC 651st..... n/a..... New York, N.Y.

1973-74 (16 teams)

UTAH 102, Rutgers 891st..... Mar. 17..... New York, N.Y.
 UTAH 92, Memphis 782nd Mar. 21..... New York, N.Y.
 UTAH 117, Boston College 93Semi Mar. 23..... New York, N.Y.
 Purdue 87, UTAH 81Champ Mar. 24..... New York, N.Y.
 (UTAH not Pac-12 member at time of game)

1974-75 (16 teams)

ORE 85, St. Peter's 791st..... Mar. 16..... New York, N.Y.
 ORE 68, Oral Roberts 592nd Mar. 20..... New York, N.Y.
 Princeton 58, ORE 57Semi Mar. 22..... New York, N.Y.
 ORE 80, St. John's 78Consolation..... Mar. 23..... New York, N.Y.

1975-76 (16 teams)

N. Car.-Charlotte 79, ORE 721st..... n/a..... New York, N.Y.

1976-77 (16 teams)

ORE 90, Oral Roberts 891st..... n/a..... New York, N.Y.
 St. Bonaventure 76, ORE 732nd n/a..... New York, N.Y.

1978-79 (24 teams)

Nevada 62, OSU 61 (20T)1st..... n/a..... Corvallis, Ore.

1979-80 (32 teams)

Nevada-Las Vegas 93, WASH 731st..... Mar. 7..... Las Vegas, Nev.

1981-82 (32 teams)

WASH 66, Brigham Young 631st..... Mar. 10..... Provo, Utah
 Texas A&M 69, WASH 652nd Mar. 15..... Seattle, Wash.

1982-83 (32 teams)

OSU 77, Idaho 591st..... n/a..... Corvallis, Ore.
 OSU 88, New Orleans 712nd n/a..... Corvallis, Ore.
 Fresno State 76, OSU 67Semi n/a..... Corvallis, Ore.

ASU 87, Cal State Fullerton 831st..... n/a..... Tempe, Ariz.
 Texas Christian 78, ASU 762nd n/a..... Tempe, Ariz.

1983-84 (32 teams)

Santa Clara 66, ORE 53 1st..... Mar. 15..... Eugene, Ore.

1984-85 (32 teams)

UCLA 78, Montana 47 1st..... Mar. 13.... Los Angeles, Calif.
 UCLA 82, Nebraska 63 2nd Mar. 19.... Los Angeles, Calif.
 UCLA 53, Fresno State 43..... 3rd Mar. 23.... Los Angeles, Calif.
 UCLA 75, Louisville 66 Semi..... Mar. 27..... New York, N.Y.
 UCLA 65, Indiana 62 Champ. Mar. 29..... New York, N.Y.

1985-86 (32 teams)

Loyola Marymount 80, CAL 75 1st..... Mar. 13..... Berkeley, Calif.
 UC Irvine 80, UCLA 74..... 1st..... Mar. 13... Los Angeles, Calif.

1986-87 (32 teams)

WASH 98, Montana St. 90 (OT)..... 1st..... Mar. 11..... Bozeman, Mont.
 WASH 73, Boise State 68 2nd Mar. 16..... Seattle, Wash.
 Nebraska 81, WASH 76 3rd Mar. 21..... Lincoln, Neb.

CAL 72, Cal St. Full. 68 (OT) 1st..... Mar. 13..... Berkeley, Calif.
 CAL 65, OSU 62 2nd Mar. 17..... Corvallis, Ore.
 Arkansas-Little Rock 80, CAL 73 3rd Mar. 21..... Little Rock, Ark.

OSU 85, New Mexico 82 1st..... Mar. 11... Albuquerque, N.M.
 CAL 65, OSU 62 2nd Mar. 17..... Corvallis, Ore.

Boise State 62, UTAH 61 1st..... Mar. 11..... Boise, Idaho
 (UTAH not Pac-12 member at time of game)

1987-88 (32 teams)

ORE 81, Santa Clara 65 1st..... Mar. 17..... Eugene, Ore.
 New Mexico 78, ORE 59 2nd Mar. 22... Albuquerque, N.M.

STAN 80, Long Beach State 77 1st..... Mar. 17..... Stanford, Calif.
 Arkansas State 60, STAN 59 2nd Mar. 22..... Stanford, Calif.

Evansville 66, UTAH 55..... 1st..... Mar. 17..... Evansville, Ind.
 (UTAH not Pac-12 member at time of game)

1988-89 (32 teams)

CAL 73, Hawaii 57 1st..... Mar. 16..... Berkeley, Calif.
 Connecticut 73, CAL 72 2nd Mar. 20..... Hartford, Conn.

1989-90 (32 teams)

Long Beach State 86, ASU 71 1st..... Mar. 16..... Tempe, Ariz.
 New Mexico 89, ORE 78 1st..... Mar. 16... Albuquerque, N.M.

Hawaii 69, STAN 57 1st..... Mar. 15.... Honolulu, Hawaii

1990-91 (32 teams)

STAN 93, Houston 86 1st..... Mar. 13..... Stanford, Calif.
 STAN 80, Wisconsin 72 2nd Mar. 18..... Madison, Wis.
 STAN 78, Southern Illinois 68..... 3rd Mar. 21..... Carbondale, Ill.
 STAN 73, Massachusetts 71 Semi..... Mar. 25..... New York, N.Y.
 STAN 78, Oklahoma 72..... Champ Mar. 27..... New York, N.Y.

COLO 71, Michigan 64..... 1st..... Mar. 13..... Boulder, Colo.
 COLO 83, Wyoming 75..... 2nd Mar. 18..... Boulder, Colo.
 COLO 81, Arkansas State 75 3rd Mar. 21..... Boulder, Colo.
 Oklahoma 88, Colorado 78..... Semi..... Mar. 25 New York, N.Y.
 COLO 98, Massachusetts 91 Consolation..... Mar. 27..... New York, N.Y.
 (COLO not Pac-12 member at time of game)

1991-92 (32 teams)

ASU 71, UC Santa Barbara 65 1st..... Mar. 19.Santa Barbara, Calif.
 Utah 60, ASU 58 2nd Mar. 24..... Tempe, Ariz.

WSU 72, Minnesota 70 1st..... Mar. 18..... Pullman, Wash.
 New Mexico 79, WSU 71 2nd Mar. 23... Albuquerque, N.M.

UTAH 72, Ball State 57 1st..... Mar. 19.. Salt Lake City, Utah
 UTAH 60, ASU 58..... 2nd Mar. 24..... Tempe, Ariz.
 UTAH 84, Rhode Island 72 3rd Mar. 27.. Salt Lake City, Utah
 Notre Dame 58, UTAH 55 Semi..... Mar. 30..... New York, N.Y.
 UTAH 81, Florida 78..... Consolation..... Apr. 1 New York, N.Y.
 (UTAH not Pac-12 member at time of game)

1992-93 (32 teams)

Georgetown 78, ASU 68 1st..... Mar. 18..... Tempe, Ariz
 USC 90, Nevada-Las Vegas 74 1st..... Mar. 17..... Las Vegas, Nev.
 USC 71, Pepperdine 59 2nd Mar. 22.... Los Angeles, Calif.
 Minnesota 76, USC 58..... 3rd Mar. 24.. Bloomington, Minn.

1993-94 (32 teams)

Brigham Young 74, ASU 67 1st..... Mar. 17..... Provo, Utah
 Gonzaga 80, STAN 76 1st..... Mar. 17..... Stanford, Calif.
 Fresno State 79, USC 76..... 1st..... Mar. 16..... Fresno, Calif.

1994-95 (32 teams)

WSU 94, Texas Tech 82 1st..... Mar. 15..... Pullman, Wash.
 WSU 83, Illinois State 80..... 2nd Mar. 20..... Normal, Ill.
 Canisius 89, WSU 80 3rd Mar. 23..... Buffalo, N.Y.

New Mexico State 98, COLO 83..... 1st..... Mar. 15..... Las Cruces, N.M.
 (COLO not Pac-12 member at time of game)

1995-96 (32 teams)

Michigan State 64, WASH 50 1st..... Mar. 13.. East Lansing, Mich.
 WSU 92, Gonzaga 73..... 1st..... Mar. 14..... Pullman, Wash.
 Nebraska 82, WSU 73 2nd Mar. 19..... Lincoln, Neb.

1996-97 (32 teams)

Hawaii 71, ORE 61..... 1st..... Mar. 12..... Honolulu, Hawaii
 Nebraska 67, WASH 63 1st..... Mar. 12..... Lincoln, Neb.

1997-98 (32 teams)

Hawaii 90, ASU 73..... 1st..... Mar. 11..... Honolulu, Hawaii

1998-99 (32 teams)

CAL 79, Fresno State 71 1st..... Mar. 10..... Oakland, Calif.
 CAL 58, DePaul 57 2nd Mar. 16..... Chicago, Ill.
 CAL 71, Colorado State 62 3rd Mar. 18..... Oakland, Calif.
 CAL 85, ORE 69..... Semi..... Mar. 23..... New York, N.Y.
 CAL 61, Clemson 60 Champ Mar. 25..... New York, N.Y.

ORE 67, Georgia Tech 64..... 1st..... Mar. 10..... Eugene, Ore.
 ORE 93, Wyoming 72..... 2nd Mar. 15..... Eugene, Ore.
 ORE 77, Texas Christian 68..... 3rd Mar. 17..... Ft. Worth, Texas
 CAL 85, ORE 69..... Semi..... Mar. 23..... New York, N.Y.
 Xavier 106, ORE 75..... Consolation..... Mar. 25..... New York, N.Y.
 Wyoming 81, USC 77 1st..... Mar. 10..... Laramie, Wyo.

COLO 65, Pepperdine 61 1st..... Mar. 10..... Boulder, Colo.
 Colorado State 86, COLO 76..... 2nd Mar. 16..... Boulder, Colo.
 (COLO not Pac-12 member at time of game)

1999-00 (32 teams)

CAL 70, Long Beach State 66..... 1st Mar. 15..... Oakland, Calif.
 CAL 60, Georgetown 49 2nd Mar. 21..... Oakland, Calif.
 Wake Forest 79, CAL 56..... 3rd Mar. 23 Winston-Salem, N.C.
 ASU 83, New Mexico State 77..... 1st..... Mar. 15 Tempe, Ariz.
 NC State 60, ASU 57 2nd Mar. 21..... Raleigh, N.C.

Southern Illinois 94, COLO 92 1st..... Mar. 16..... Boulder, Colo.
 (COLO not Pac-12 member at time of game)

2000-01 (32 teams)

Memphis 71, UTAH 62 1st..... Mar. 13.. Salt Lake City, Utah
 (UTAH not Pac-12 member at time of game)

2001-02 (32 teams)

UNLV 96, ASU 91 1st Mar. 12 Las Vegas, Nev.

2003-04 (32 teams)

ORE 77, Colorado 72 (OT) 1st Mar. 17 Eugene, Ore.
 ORE 68, George Mason 54 2nd Mar. 23 Eugene, Ore.
 ORE 65, Notre Dame 61 3rd Mar. 25 South Bend, Ind.
 Michigan 78, ORE 53 Semi Mar. 30 New York, N.Y.

ORE 77, COLO 72 (OT) 1st Mar. 17 Eugene, Ore.
 (COLO not Pac-10 member at time of game)

2004-05 (32 teams)

UNLV 89, ASU 78 1st Mar. 17 Las Vegas, Nev.
 CS Fullerton 85, OSU 83 (OT) 1st Mar. 16 Corvallis, Ore.

2005-06 (32 teams)

STAN 65, Virginia 49 Opening Rd Mar. 14 Stanford, Calif.
 Missouri State 76, STAN 67 1st Mar. 17 Springfield, Mo.

Old Dominion 79, COLO 61 1st Mar. 15 Boulder, Colo.
 (COLO not Pac-10 member at time of game)

2007-08 (32 teams)

ASU 64, Alabama State 53 1st Mar. 18 Tempe, Ariz.
 ASU 65, Southern Illinois 51 2nd Mar. 20 Tempe, Ariz.
 Florida 70, ASU 57 3rd Mar. 25 Tempe, Ariz.

CAL 68, New Mexico 66 1st Mar. 19 Berkeley, Calif.
 Ohio State 73, CAL 56 2nd Mar. 24 Columbus, Ohio

2008-09 (32 teams)

Saint Mary's 68, WSU 57 1st Mar. 17 Moraga, Calif.

2009-10 (32 teams)

Jacksonville 67, ASU 66 1st Mar. 16 Tempe, Ariz.

PAC-12 IN THE NIT

YEAR	TEAM	W-L	FIN.	YEAR	TEAM	W-L	FIN.
1937-38	COLO	1-1	2nd	1994-95	COLO	0-1	
1939-40	COLO	2-0	1st		WSU	2-1	
1943-44	UTAH	0-1		1995-96	WASH	0-1	
1945-46	ARIZ	0-1			WSU	1-1	
1946-47	UTAH	3-0	1st	1996-97	ORE	0-1	
1948-49	UTAH	0-1			WASH	0-1	
1949-50	ARIZ	0-1		1997-98	ASU	0-1	
1950-51	ARIZ	0-1		1998-99	CAL	5-0	1st
1956-57	UTAH	0-1			COLO	1-1	
1957-58	UTAH	0-1			ORE	3-2	
1969-70	UTAH	1-1			USC	0-1	
1972-73	USC	0-1		1999-00	ASU	1-1	
1973-74	UTAH	3-1	2nd		CAL	2-1	
1974-75	ORE	3-1	3rd		COLO	1-1	
1975-76	ORE	0-1		2000-01	UTAH	0-1	
1976-77	ORE	1-1		2001-02	ASU	0-1	
1978-79	OSU	0-1		2003-04	COLO	0-1	
1979-80	WASH	0-1			ORE	3-1	3rd
1981-82	WASH	1-1		2004-05	ASU	0-1	
1982-83	ASU	1-1			OSU	0-1	
	OSU	2-1		2005-06	COLO	0-1	
1983-84	ORE	0-1			STAN	1-1	
1984-85	UCLA	5-0	1st	2007-08	ASU	2-1	
1985-86	CAL	0-1			CAL	1-1	
	UCLA	0-1		2008-09	WSU	0-1	
1986-87	CAL	2-1		2009-10	ASU	0-1	
	OSU	1-1					
	UTAH	0-1					
	WASH	2-1					
1987-88	ORE	1-1					
	STAN	1-1					
	UTAH	0-1					
1988-89	CAL	1-1					
1989-90	ASU	0-1					
	ORE	0-1					
	STAN	0-1					
1990-91	COLO	4-1	3rd				
	STAN	5-0	1st				
1991-92	ASU	1-1					
	UTAH	4-1	3rd				
	WSU	1-1					
1992-93	ASU	0-1					
	USC	2-1					
1993-94	ASU	0-1					
	STAN	0-1					
	USC	0-1					

1st – 1st round
 2nd – 2nd round
 3rd – 3rd round
 Semi – Semifinals
 Champ – Championship

NIT CHAMPIONS FROM THE PAC-12 (5)

1939-40 Colorado
 1946-47 Utah
 1984-85 UCLA
 1990-91 Stanford
 1998-99 California

Recovery

G SERIES



01 **4-FLAVOR-4-FLAVOR**
IS YOUR FAVORITE FLAVOR IN
YOUR BOTTLE?

02 **THE ORIGINAL FLAVOR**
IS THE ORIGINAL FLAVOR FOR
PERFORMANCE.

03 **RECOVER FLAVOR**
IS THE FLAVOR YOU WANT
FOR YOUR RECOVERY.

ALWAYS DRINK WITH RESPONSIBILITY.

gatorade.com 

www.gatorade.com   

SCORING OFFENSE

Year	Team	FG	3FG	FT	PTS	AVG
1959-60	USC	261	—	219	731	60.9
1960-61	USC	294	—	238	826	68.8
1961-62	UCLA	305	—	236	846	70.5
1962-63	UCLA	315	—	207	837	69.8
1963-64	UCLA	494	—	297	1285	85.7
1964-65	UCLA	409	—	278	1096	78.3
1965-66	UCLA	449	—	263	1161	82.9
1966-67	UCLA	449	—	227	1125	80.4
1967-68	UCLA	533	—	232	1298	92.7
1968-69	UCLA	461	—	244	1166	83.3
1969-70	UCLA	475	—	262	1212	86.6
1970-71	CAL	482	—	275	1239	88.5
1971-72	UCLA	526	—	232	1284	91.7
1972-73	UCLA	468	—	160	1096	78.3
1973-74	UCLA	441	—	187	1069	76.4
1974-75	USC	935	—	370	2240	86.2
1975-76	UCLA	1112	—	421	2645	82.7
1976-77	UCLA	1001	—	407	2409	83.1
1977-78	UCLA	954	—	479	2387	85.3
1978-79	UCLA	1053	—	462	2568	85.6
1979-80	UCLA	968	—	618	2554	79.8
1980-81	ASU	894	—	429	2217	79.2
1981-82	ORE	773	—	463	2009	74.4
1982-83	UCLA	956	—	415	2327	80.2
1983-84	STAN	824	—	663	2311	74.5
1984-85	UCLA	881	—	520	2282	69.2
1985-86	UCLA	878	—	418	2174	75.0
1986-87	UCLA	960	142	430	2492	77.9
1987-88	ARIZ	1147	254	686	3234	85.1
1988-89	ARIZ	988	185	627	2788	84.5
1989-90	UCLA	984	127	561	2656	80.5
1990-91	UCLA	1078	156	642	2954	92.3
1991-92	ARIZ	967	181	514	2629	84.8
1992-93	ASU	867	263	369	2366	84.5
1993-94	ARIZ	1108	279	629	3124	89.3
1994-95	UCLA	1079	118	613	2889	87.5
1995-96	ARIZ	973	222	525	2693	81.6
1996-97	ARIZ	1015	222	598	2850	83.8
1997-98	ARIZ	1146	269	616	3177	90.8
1998-99	ARIZ	820	143	600	2383	82.2
1999-00	ASU	924	162	529	2539	79.3
2000-01	STAN	834	252	671	2829	83.2
2001-02	ORE	1014	304	662	2994	85.5
2002-03	ARIZ	973	228	551	2725	85.2
2003-04	ARIZ	942	219	511	2614	87.1
2004-05	WASH	1102	257	565	3026	86.5
2005-06	WASH	982	220	522	2706	82.0
2006-07	ARIZ	846	172	553	2417	78.0
2007-08	ORE	858	279	455	2450	76.6
2008-09	WASH	977	146	650	2750	78.6
2009-10	WASH	1004	191	652	2851	79.2
2010-11	WASH	1061	305	480	2907	83.1

SCORING DEFENSE

Year	Team	FG	3FG	FT	PTS	AVG
1959-60	CAL	208	—	164	580	48.3
1960-61	CAL	261	—	178	700	58.3
1961-62	STAN	272	—	208	752	62.7
1962-63	WASH	243	—	235	721	60.1
1963-64	CAL	344	—	258	946	63.1
1964-65	OSU	284	—	273	841	60.1
1965-66	OSU	279	—	218	776	55.4
1966-67	UCLA	318	—	164	800	57.1
1967-68	UCLA	352	—	222	926	66.1
1968-69	UCLA	339	—	192	870	62.1
1969-70	OSU	351	—	226	928	66.4
1970-71	UCLA	377	—	164	918	65.6
1971-72	UCLA	372	—	192	936	66.9
1972-73	UCLA	362	—	85	809	57.8
1973-74	UCLA	345	—	128	818	58.4
1974-75	OSU	868	—	432	2168	69.9
1975-76	ORE	718	—	615	2051	68.4
1976-77	ORE	602	—	562	1766	60.9
1977-78	WSU	688	—	313	1689	62.6
1978-79	OSU	692	—	431	1815	64.8
1979-80	WSU	730	—	353	1813	64.8
1980-81	OSU	652	—	401	1705	60.9
1981-82	OSU	671	—	308	1650	55.0
1982-83	ORE	607	—	445	1659	61.4
1983-84	OSU	664	—	290	1618	55.8
1984-85	OSU	702	—	384	1788	57.7
1985-86	OSU	658	—	344	1660	61.5
1986-87	OSU	710	78	412	1910	63.7
1987-88	OSU	735	123	359	1952	63.0
1988-89	STAN	771	145	457	2144	65.0
1989-90	STAN	722	118	348	1910	63.7
1990-91	WASH	681	132	401	1895	67.7
1991-92	WASH	713	176	359	1963	67.7
1992-93	WSU	616	106	424	1762	65.3
1993-94	WSU	767	175	429	2138	69.0
1994-95	ASU	859	137	476	2331	70.0
1995-96	STAN	713	144	364	1934	66.7
1996-97	CAL	779	196	417	2171	67.8
1997-98	STAN	854	210	472	2390	68.3
1998-99	STAN	719	166	402	2006	60.8
1999-00	STAN	667	164	352	1850	59.7
2000-01	OSU	691	182	349	1913	63.8
2001-02	OSU	706	182	334	1928	66.5
2002-03	STAN	782	188	478	2230	67.6
2003-04	WSU	622	144	342	1730	59.7
2004-05	WSU	557	131	349	1594	56.9
2005-06	WSU	560	136	360	1616	57.7
2006-07	WSU	709	202	404	2024	59.5
2007-08	WSU	717	186	355	1975	56.4
2008-09	WSU	626	193	384	1829	55.4
2009-10	USC	591	149	384	1715	57.2
2010-11	USC	741	191	458	2131	62.7

SCORING MARGIN

Year	Team	DIFF
1959-60	CAL	+12.3
1960-61	USC	+ 4.7
1961-62	UCLA	+ 6.5
1962-63	UCLA	+ 6.3
1963-64	UCLA	+18.4
1964-65	UCLA	+15.5
1965-66	UCLA	+15.5
1966-67	UCLA	+23.2
1967-68	UCLA	+26.6
1968-69	UCLA	+21.2
1969-70	UCLA	+12.2
1970-71	UCLA	+13.3
1971-72	UCLA	+24.9
1972-73	UCLA	+20.5
1973-74	UCLA	+18.0
1974-75	UCLA	+12.5
1975-76	WASH	+11.4
1976-77	UCLA	+12.7
1977-78	UCLA	+17.9•
1978-79	UCLA	+12.2
1979-80	OSU	+10.6
1980-81	OSU	+15.7
1981-82	OSU	+14.6•
1982-83	UCLA	+ 9.5
1983-84	STAN	+ 6.2
1984-85	ARIZ	+ 8.2
1985-86	ARIZ	+ 6.5
1986-87	ARIZ	+ 6.8
1987-88	ARIZ	+ 20.9
1988-89	ARIZ	+ 17.6
1989-90	ARIZ	+12.0
1990-91	ARIZ	+14.6
1991-92	ARIZ	+16.0
1992-93	ARIZ	+12.2
1993-94	ARIZ	+14.9
1994-95	UCLA	+13.7
1995-96	ARIZ	+9.3
1996-97	STAN	+11.9
1997-98	ARIZ	+16.2
1998-99	STAN	+12.7
1999-00	STAN	+19.3
2000-01	STAN	+17.7
2001-02	ORE	+13.0
2002-03	ARIZ	+14.5
2003-04	ARIZ	+13.1
2004-05	WASH	+12.3
2005-06	WASH	+12.1
2006-07	UCLA	+11.4
2007-08	UCLA	+14.5
2008-09	UCLA	+11.5
2009-10	WASH	+9.2
2010-11	WASH	+12.4

• - Led NCAA
All statistics based on Conference games only prior to 1974-75.

FIELD GOAL PERCENTAGE

Year	Team	FG-FGA	PCT
1959-60	WASH	212-510	.417
1960-61	WASH	264-587	.450
1961-62	UCLA	305-708	.431
1962-63	WASH	245-603	.406
1963-64	UCLA	494-1113	.444
1964-65	OSU	304-695	.437
1965-66	OSU	298-666	.447
1966-67	UCLA	449-845	.531
1967-68	OSU	352-681	.517
1968-69	UCLA	461-860	.536
1969-70	UCLA	475-974	.488
1970-71	ORE	416-905	.460
1971-72	UCLA	526-1047	.502
1972-73	UCLA	468-937	.499
1973-74	UCLA	441-877	.503
1974-75	OSU	948-1938	.489
1975-76	OSU	839-1594	.526
1976-77	UCLA	1001-1994	.502
1977-78	UCLA	954-1883	.520
1978-79	UCLA	1053-1897	.555
1979-80	OSU	943-1732	.544
1980-81	OSU	862-1528	.564
1981-82	OSU	810-1518	.534
1982-83	STAN	752-1373	.548
1983-84	STAN	824-1574	.524
1984-85	OSU	759-1445	.525
1985-86	UCLA	878-1749	.502
1986-87	UCLA	960-1899	.506
1987-88	ARIZ	1147-2106	.545
1988-89	STAN	907-1739	.522
1989-90	ARIZ	879-1754	.501
1990-91	UCLA	1078-2085	.517
1991-92	ARIZ	967-1921	.503
1992-93	UCLA	985-1960	.503
1993-94	ARIZ	1108-2288	.484
1994-95	WSU	902-1743	.517
1995-96	UCLA	897-1698	.528
1996-97	UCLA	932-1791	.520
1997-98	UCLA	985-2011	.490
1998-99	WASH	749-1571	.477
1999-00	UCLA	952-1984	.480
2000-01	STAN	953-1865	.511
2001-02	ORE	1014-2082	.487
2002-03	ASU	886-1838	.482
2003-04	ARIZ	942-1938	.486
2004-05	WASH	1102-2271	.485
2005-06	UCLA	939-1987	.473
2006-07	ARIZ	846-1770	.478
2007-08	ORE	858-1788	.479
2008-09	UCLA	967-1973	.490
2009-10	CAL	966-2028	.476
2010-11	ARIZ	969-2064	.46948

DEFENSIVE FG PERCENTAGE

Year	Team	FG-FGA	PCT
1982-83	ORE	607-1292	.470
1983-84	WASH	646-1480	.436
1984-85	WASH	687-1590	.432
1985-86	ORE	720-1573	.458
1986-87	UCLA	838-1947	.430
1987-88	ARIZ	925-2160	.428
1988-89	ARIZ	869-2018	.431
1989-90	ARIZ	780-1990	.392
1990-91	ARIZ	903-2272	.397
1991-92	ARIZ	773-1887	.410
1992-93	ARIZ	710-1776	.400
1993-94	CAL	754-1848	.408
1994-95	UCLA	864-2119	.408
1995-96	UCLA	788-1908	.413
1996-97	CAL	779-1898	.410
1997-98	STAN	854-2052	.416
1998-99	STAN	719-1894	.380
1999-00	STAN	667-1893	.352
2000-01	ARIZ	862-2174	.397
2001-02	CAL	729-1743	.418
2002-03	STAN	782-1922	.407
2003-04	STAN	671-1745	.385
2004-05	WSU	557-1369	.407
2005-06	WSU	560-1438	.389
2006-07	USC	849-2178	.390
2007-08	USC	763-1935	.394
2008-09	WSU	626-1616	.387
2009-10	USC	591-1540	.384
2010-11	WSU	814-2040	.399

THREE PT FG PERCENTAGE

Year	Team	3P-3PA	PCT
1986-87	STAN	84-196	.429
1987-88	ARIZ	254-526	.483
1988-89	ASU	144-335	.430
1989-90	ORE	139-347	.401
1990-91	STAN	145-371	.391
1991-92	STAN	129-323	.399
1992-93	WSU	195-483	.404
1993-94	WSU	221-598	.370
1994-95	ARIZ	245-593	.413
1995-96	WSU	181-464	.390
1996-97	WSU	193-486	.397
1997-98	STAN	262-642	.408
1998-99	WSU	202-545	.371
1999-00	STAN	245-613	.400
2000-01	STAN	252-587	.429
2001-02	ORE	304-721	.422
2002-03	ORE	291-753	.386
2003-04	ORE	280-708	.395
2004-05	ARIZ	253-630	.402
2005-06	ASU	158-418	.378
2006-07	USC	207-523	.396
2007-08	ORE	279-711	.392
2008-09	CAL	210-492	.427
2009-10	CAL	228-609	.374
2010-11	ARIZ	296-745	.397

FREE THROW PERCENTAGE

Year	Team	FT-FTA	PCT
1959-60	UCLA	248-360	.690
1960-61	USC	238-316	.753
1961-62	WASH	229-326	.702
1962-63	WASH	187-266	.703
1963-64	STAN	249-340	.732
1964-65	USC	266-374	.711
1965-66	OSU	241-328	.735
1966-67	ORE	247-331	.746
1967-68	OSU	238-326	.730
1968-69	OSU	212-312	.679
1969-70	WSU	223-321	.695
1970-71	USC	261-366	.713
1971-72	OSU	237-321	.738
1972-73	OSU	191-251	.761
1973-74	UCLA	187-254	.736
1974-75	OSU	395-557	.709
1975-76	USC	385-508	.758
1976-77	OSU	355-478	.743
1977-78	UCLA	479-665	.720
1978-79	UCLA	462-611	.756
1979-80	WSU	494-683	.720
1980-81	STAN	484-648	.747
1981-82	STAN	461-633	.728
1982-83	STAN	617-839	.735
1983-84	OSU	450-620	.726
1984-85	STAN	533-737	.723
1985-86	UCLA	418-575	.727
1986-87	ASU	408-547	.746
1987-88	ARIZ	686*-932	.736
1988-89	ARIZ	627-846	.741
1989-90	WASH	408-551	.740
1990-91	OSU	385-520	.740
1991-92	WSU	554-729	.760
1992-93	WASH	386-530	.728
1993-94	ARIZ	629-884	.712
1994-95	STAN	603-827	.729
1995-96	STAN	558-736	.758
1996-97	STAN	561-752	.746
1997-98	ASU	493-661	.746
1998-99	ARIZ	600-845	.710
1999-00	ORE	481-646	.745
2000-01	ARIZ	703-940	.748
2001-02	ORE	662-861	.769
2002-03	ORE	530-685	.774
2003-04	ARIZ	511-650	.786
2004-05	ARIZ	541-697	.776
2005-06	STAN	500-655	.763
2006-07	CAL	400-520	.769
2007-08	CAL	533-687	.776
2008-09	WSU	343-446	.769
2009-10	CAL	543-717	.757
2010-11	ARIZ	671-899	.746

• - Led NCAA
All statistics based on Conference games only prior to 1974-75.

YEARLY LEADERS - TEAM



REBOUNDING

Year	Team	G	REB	PCT
1961-62	UCLA	12	572	.521
1962-63	UCLA	12	613	.538
1963-64	UCLA	15	807	.547
1964-65	USC	14	660	.544
1965-66	UCLA	14	718	.545
1966-67	UCLA	14	578	.564
1967-68	UCLA	14	708	.506
1968-69	UCLA	14	635	.579
1969-70	UCLA	14	664	.548
1970-71	UCLA	14	691	.555
1971-72	UCLA	14	756	.585
1972-73	UCLA	14	667	.583
1973-74	UCLA	14	590	.574
**				AVG
1974-75	WASH	26	1278	49.2
1975-76	UCLA	32	1379	43.1
1976-77	UCLA	29	1229	42.4
1977-78	UCLA	28	1147	41.0
1978-79	ASU	30	1290	43.0
1979-80	ASU	29	1193	41.1
1980-81	ASU	28	1145	40.9
1981-82	ORE	27	1037	38.4
1982-83	WASH	31	1192	38.5
1983-84	ASU	28	1034	36.9
1984-85	UCLA	33	1132	34.3
	WASH	32	1098	34.3
1985-86	WASH	31	1147	37.0
1986-87	WASH	35	1302	37.2
1987-88	UCLA	30	1106	36.9
1988-89	USC	32	1231	38.5
1989-90	UCLA	33	1285	38.9
1990-91	ARIZ	35	1422	40.6
1991-92	ARIZ	31	1250	40.3
1992-93	ARIZ	28	1208	43.1
1993-94	UCLA	28	1230	43.9
1994-95	ARIZ	31	1285	41.5
1995-96	ORE	29	1108	38.2
1996-97	ARIZ	34	1376	40.5
1997-98	STAN	35	1444	41.3
1998-99	ARIZ	29	1207	41.6
1999-00	STAN	31	1309	42.2
2000-01	ARIZ	36	1433	39.8
2001-02	STAN	30	1254	41.8
2002-03	ARIZ	32	1374	42.9
2003-04	ARIZ	30	1177	39.2
2004-05	WASH	35	1305	37.3
2005-06	WASH	33	1232	37.3
2006-07	STAN	31	1193	38.5
2007-08	STAN	36	1409	39.1
2008-09	WASH	35	1437	41.1
2009-10	WASH	36	1364	37.9
2010-11	WASH	35	1367	39.1

** Rebounding based on percentage prior to 1974-75.

REBOUNDING MARGIN

Year	Team	DIFF
1961-62	UCLA	+ 3.8
1962-63	UCLA	+ 7.2
1963-64	UCLA	+ 9.3
1964-65	UCLA	+ 8.2
	USC	+ 8.2
1965-66	UCLA	+ 8.5
1966-67	UCLA	+ 9.4
1967-68	UCLA	+ 9.9
1968-69	UCLA	+12.4
1969-70	UCLA	+ 8.4
1970-71	(unavailable)	
1971-72	UCLA	+15.6
1972-73	UCLA	+13.6
1973-74	UCLA	+10.9
1974-75	ORE	+ 6.1
1975-76	WASH	+ 5.1
1976-77	UCLA	+ 4.7
1977-78	UCLA	+ 7.2
1978-79	ASU	+ 4.4
1979-80	UCLA	+ 5.7
1980-81	ASU	+ 5.2
1981-82	UCLA	+ 6.0
1982-83	ASU	+ 4.1
1983-84	WASH	+ 2.5
1984-85	WASH	+ 7.4
1985-86	WASH	+ 3.9
1986-87	WASH	+ 4.7
1987-88	STAN	+ 6.4
1988-89	STAN	+ 7.1
1989-90	STAN	+6.2
1990-91	STAN	+8.5
1991-92	ARIZ	+7.3
1992-93	ARIZ	+8.9
1993-94	UCLA	+7.6
1994-95	UCLA	+4.4
1995-96	UCLA	+6.0
1996-97	STAN	+6.4
1997-98	STAN	+9.3
1998-99	ARIZ	+8.1
1999-00	STAN	+9.7
2000-01	STAN	+7.4
2001-02	STAN	+8.5
2002-03	ARIZ	+6.4
2003-04	STAN	+6.8
2004-05	ARIZ	+4.1
2005-06	WASH	+5.9
2006-07	WASH	+9.0
2007-08	UCLA	+8.2
2008-09	WASH	+8.2
2009-10	WASH	+3.6
2010-11	UCLA	+4.6

TURNOVER MARGIN

Year	Team	DIFF
1982-83	OSU	+3.6
1983-84	CAL	+2.1
1984-85	OSU	+1.8
1985-86	OSU	+1.8
	ASU	+1.8
1986-87	OSU	+3.8
1987-88	OSU	+7.7
1988-89	OSU	+8.3
1989-90	OSU	+7.3
1990-91	WSU	+3.6
1991-92	WSU	+2.8
	USC	+2.8
1992-93	ASU	+8.8
1993-94	STAN	+3.0
1994-95	ASU	+4.4
1995-96	ASU	+2.4
1996-97	ASU	+5.2
1997-98	ARIZ	+5.6
1998-99	CAL	+4.6
1999-00	ASU	+4.0
2000-01	CAL	+2.6
2001-02	USC	+5.1
2002-03	USC	+3.4
2003-04	OSU	+2.7
2004-05	WASH	+3.7
2005-06	ARIZ	+5.8
2006-07	WSU	+3.5
2007-08	WSU	+2.9
2008-09	UCLA	+3.1
2009-10	WASH	+3.3
2010-11	ORE	+3.2

ASSISTS

Year	Team	ASTS	AVG
1978-79	OSU	571	19.71
1979-80	OSU	651	21.70
1980-81	ASU	513	18.32
1981-82	OSU	493	16.43
1982-83	OSU	525	16.94
1983-84	ORE	440	15.17
1984-85	OSU	501	16.16
1985-86	WASH	516	16.65
1986-87	OSU	514	17.13
1987-88	OSU	573	18.50
1988-89	OSU	579	19.30
1989-90	OSU	538	18.60
1990-91	UCLA	634	19.80
1991-92	UCLA	605	18.30
1992-93	ASU	512	18.30
1993-94	UCLA	495	17.70
1994-95	UCLA	653	19.80
1995-96	ARIZ	589	17.80
1996-97	STAN	534	17.80
1997-98	ASU	639	19.97
1998-99	ASU	512	17.07
1999-00	USC	518	17.27
2000-01	STAN	566	16.65
2001-02	ORE	580	16.57
2002-03	ARIZ	569	17.78
2003-04	ARIZ	560	18.67
2004-05	WASH	660	18.86
2005-06	WASH	529	16.03
2006-07	ARIZ	511	16.48
2007-08	ARIZ	526	15.47
2008-09	ASU	544	15.54
2009-10	UCLA	489	15.28
2010-11	WASH	593	16.94

STEALS

Year	Team	STLS	AVG
1978-79	OSU	293	10.46
1979-80	OSU	274	9.13
1980-81	ASU	245	8.75
1981-82	OSU	246	8.20
1982-83	STAN	206	7.36
1983-84	STAN	239	7.71
1984-85	STAN	238	8.50
1985-86	STAN	246	8.20
1986-87	OSU	227	7.57
1987-88	OSU	288	9.29
1988-89	OSU	320	10.67
1989-90	OSU	277	9.55
1990-91	WSU	229	8.18
1991-92	UCLA	258	7.82
1992-93	ASU	337	12.04
1993-94	OSU	235	8.70
1994-95	ASU	345	10.45
1995-96	WASH	269	9.61
1996-97	ARIZ	358	10.53
1997-98	ARIZ	352	10.06
1998-99	OSU	308	9.94
1999-00	USC	275	9.17
2000-01	ARIZ	283	7.86
2001-02	USC	287	8.97
2002-03	USC	276	9.20
2003-04	USC	249	8.89
2004-05	USC	240	8.28
2005-06	ARIZ	322	9.76
2006-07	OSU	246	7.69
2007-08	UCLA	285	7.311
2008-09	UCLA	292	8.34
2009-10	OSU	262	8.16
2010-11	OSU	293	9.45

BLOCKED SHOTS

Year	Team	BLKS	AVG
1978-79	ASU	165	5.50
1979-80	ASU	163	5.62
1980-81	ASU	144	5.14
1981-82	ASU	92	3.41
1982-83	UCLA	92	3.17
1983-84	UCLA	97	3.46
1984-85	ASU	106	3.79
1985-86	USC	127	4.54
1986-87	ARIZ	120	4.00
1987-88	ARIZ	173	4.55
1988-89	ARIZ	145	4.39
1989-90	ARIZ	185	5.78
1990-91	ARIZ	183	5.23
1991-92	ARIZ	120	3.87
1992-93	UCLA	177	5.36
1993-94	UCLA	119	4.25
1994-95	ASU	165	5.00
1995-96	UCLA	162	5.23
1996-97	ASU	172	5.73
1997-98	USC	122	4.36
1998-99	USC	124	4.43
1999-00	ARIZ	192	5.65
2000-01	USC	151	4.44
2001-02	WASH	139	4.79
2002-03	ASU	139	4.34
2003-04	ARIZ	135	4.50
2004-05	OSU	126	3.94
2005-06	OSU	147	4.74
2006-07	STAN	184	5.94
2007-08	STAN	187	5.19
2008-09	USC	165	4.71
2009-10	WSU	140	4.52
2010-11	UCLA	199	5.85

• - Led NCAA
All statistics based on Conference games only prior to 1974-75.

SCORING

YEAR	PLAYER	G	PTS	AVG
1927-28	S: Vern Corbin, CAL	—	100	—
1928-29	S: Vern Corbin, CAL	—	90	—
1929-30	N: Harold Stowell, Idaho	16	171	10.7
	S: Kent Pursell, CAL	—	84	—
1930-31	N: Huntley Gordon, WSU	16	171	10.7
	S: Jack Read, CAL	—	72	—
1931-32	N: Huntley Gordon, WSU	16	135	8.4
	S: Jerry Nemer, USC	—	132	—
1932-33	N: Ed Lewis, OSU	16	173	10.8
	S: Hal Eifert, CAL	11	131	11.9
1933-34	N: Bob Galer, WASH	16	176	11.0
	S: Lee Guttero, USC	12	140	11.7
1934-35	N: Bob Galer, WASH	16	152	9.5
	S: Lee Guttero, USC	12	186	15.5
1935-36	N: Wally Palmberg, OSU	16	187	11.7
	S: Hank Luisetti, STAN	12	172	14.3
1936-37	N: Ivar Nelson, WSU	16	156	9.8
	S: Hank Luisetti, STAN	12	208	17.3
1937-38	N: Laddie Gale, ORE	20	249	12.5
	S: Hank Luisetti, STAN	12	232	19.3
1938-39	N: Laddie Gale, ORE	16	186	11.6
	S: Ralph Vaughn, USC	12	180	15.0
1939-40	N: John Dick, ORE	16	183	11.4
	S: Jackie Robinson, UCLA	12	148	12.3
1940-41	N: Vic Townsend, ORE	16	174	10.9
	S: Jackie Robinson, UCLA	12	133	11.1
1941-42	N: Ray Turner, Idaho	16	192	12.0
	S: Ernie Handlesman, UCLA	12	134	11.2
1942-43	N: Gale Bishop, WSU	16	224	14.0
	S: Gene Rock, USC	8	107	13.4
1943-44	N: Bob Hamilton, ORE	16	172	10.8
	S: Dick West, UCLA	6	48	8.0
1944-45	N: Vince Hanson, WSU	16	253	15.8
	S: Jack Nichols, USC	4	48	12.0
1945-46	N: Red Rocha, OSU	16	194	12.1
	S: Andy Wolfe, CAL	12	177	14.8
1946-47	N: Red Rocha, OSU	16	215	13.4
	S: Don Barksdale, UCLA	12	198	16.5
1947-48	N: Jack Nichols, WASH	16	265	16.6
	S: Chuck Hanger, CAL	12	170	14.2
1948-49	N: Roger Wiley, ORE	16	235	14.7
	S: Bill Sharman, USC	12	203	16.9
1949-50	N: Gene Conley, WSU	16	220	13.8
	S: Bill Sharman, USC	12	238	19.8
1950-51	N: Bob Houbregs, WASH	16	198	12.4
	S: Dick Ridgeway, UCLA	12	217	18.1
1951-52	N: Bob Houbregs, WASH	13	251	19.3
	S: Ed Tucker, STAN	12	184	15.3
1952-53	N: Bob Houbregs, WASH	16	406	25.4
	S: Bob McKeen, CAL	12	234	19.5
1953-54	N: Swede Halbrook, OSU	16	333	20.8
	S: Russ Lawler, STAN	12	210	17.5
1954-55	N: Jim Loscutoff, ORE	16	314	19.6
	S: Bob McKeen, CAL	12	267	22.3
1955-56	Willie Naulls, UCLA	16	378	23.6
1956-57	Dave Gambee, OSU	16	353	22.1
1957-58	Gary Simmons, Idaho	16	346	21.6
1958-59	Walt Torrence, UCLA	16	344	21.5
1959-60	Bill Hanson, WASH	12	189	17.2
1960-61	John Rudometkin, USC	10	248	24.8
1961-62	John Rudometkin, USC	12	273	22.8
1962-63	Gordon Martin, USC	12	260	21.7
1963-64	Gail Goodrich, UCLA	15	326	21.7
1964-65	Jim Jarvis, USC	14	320	22.9
1965-66	John Block, USC	14	385	27.5
1966-67	Lew Alcindor, UCLA	14	384	27.4
1967-68	Lew Alcindor, UCLA	13	357	27.5
1968-69	Lew Alcindor, UCLA	14	309	22.1
1969-70	Stan Love, ORE	14	296	20.8
1970-71	Stan Love, ORE	14	382	27.3
1971-72	Bill Walton, UCLA	14	334	23.9
1972-73	Louie Nelson, WASH	14	307	21.9
1973-74	Ron Lee, ORE	14	269	19.2
1974-75	Steve Puidokas, WSU	25	559	22.4
1975-76	Richard Washington, UCLA	32	644	20.1
1976-77	Greg Ballard, ORE	29	629	21.7
1977-78	Cliff Robinson, USC	24	442	18.4
1978-79	David Greenwood, UCLA	30	596	19.9
1979-80	Don Collins, WSU	28	647	23.1

YEAR	PLAYER	G	PTS	AVG
1980-81	Steve Johnson, OSU	28	589	21.0
1981-82	Mark McNamara, CAL	27	593	22.0
1982-83	Byron Scott, ASU	33	713	21.6
1983-84	Keith Jones, STAN	31	619	20.0
1984-85	A.C. Green, OSU	31	591	19.1
1985-86	Reggie Miller, UCLA	29	750	25.9
1986-87	Jose Ortiz, OSU	30	668	22.3
1987-88	Anthony Taylor, ORE	26	555	21.3
1988-89	Sean Elliott, ARIZ	33	735	22.3
1989-90	Gary Payton, OSU	29	746	25.7
1990-91	Terrell Brandon, ORE	28	745	26.6
1991-92	Harold Miner, USC	30	789	26.3
1992-93	Chris Mills, ARIZ	28	570	20.4
1993-94	Lamond Murray, CAL	30	729	24.3
1994-95	Damon Stoudamire, ARIZ	30	684	22.8
1995-96	Shareef Abdur-Rahim, CAL	28	590	21.1
1996-97	Ed Gray, CAL	26	644	24.8
1997-98	Jeremy Veal, ASU	32	666	20.8
1998-99	Jason Terry, ARIZ	29	635	21.9
1999-00	Eddie House, ASU	32	736	23.0
2000-01	Sean Lampley, CAL	31	605	19.5
2001-02	Casey Jacobsen, STAN	30	658	21.9
2002-03	Joe Shipp, CAL	31	632	20.4
2003-04	Ike Diogu, ASU	27	615	22.8
2004-05	Ike Diogu, ASU	32	724	22.6
2005-06	Leon Powe, CAL	27	553	20.5
2006-07	Aaron Brooks, ORE	35	621	17.7
2007-08	Ryan Anderson, CAL	33	697	21.1
2008-09	James Harden, ASU	35	704	20.1
2009-10	Landry Fields, STAN	32	704	22.0
2010-11	Klay Thompson, WSU	34	733	21.6

Champion based on total conference points, 1927-28 - 1958-59; scoring average in conference games, 1959-60 - 1973-74; scoring average in all games, 1974-75 - Present.

REBOUNDING

YEAR	PLAYER	G	REB	AVG
1959-60	Darrall Imhoff, CAL	12	148	12.3
1960-61	Bill McClintock, CAL	12	145	12.1
1961-62	Bill Hanson, WASH	12	132	12.0
1962-63	Tom Dose, STAN	12	137	11.4
1963-64	Ted Werner, WSU	15	196	13.1
1964-65	Ted Werner, WSU	14	183	13.1
1965-66	Jim McKean, WSU	14	156	11.1
1966-67	Lew Alcindor, UCLA	14	197	14.1
1967-68	Lew Alcindor, UCLA	13	212	16.3
1968-69	Lew Alcindor, UCLA	14	191	13.6
1969-70	Sidney Wicks, UCLA	14	181	12.9
1970-71	Steve Hawes, WASH	14	211	15.1
1971-72	Bill Walton, UCLA	14	239	17.1
1972-73	Bill Walton, UCLA	14	228	16.3
1973-74	Bill Walton, UCLA	12	172	14.4
1974-75	Rich Kelley, STAN	26	300	11.5
1975-76	Ed Schweitzer, STAN	27	302	11.2
1976-77	Marques Johnson, UCLA	27	301	11.1
1977-78	David Greenwood, UCLA	28	319	11.4
1978-79	Cliff Robinson, USC	21	243	11.6
1979-80	Kimberly Belton, STAN	26	255	9.8
1980-81	Mark McNamara, CAL	26	272	10.5
1981-82	Mark McNamara, CAL	27	341	12.6
1982-83	A.C. Green, OSU	31	235	7.6
1983-84	Pete Williams, ARIZ	28	278	9.9
1984-85	A.C. Green, OSU	31	286	9.2
1985-86	Jerry Adams, ORE	28	289	10.3
1986-87	Dwayne Scholten, WSU	28	257	9.2
1987-88	Trevor Wilson, UCLA	30	281	9.4
1988-89	Trevor Wilson, UCLA	31	269	8.7
1989-90	Adam Keefe, STAN	30	272	9.1
	Trevor Wilson, UCLA	33	299	9.1
1990-91	Adam Keefe, STAN	33	313	9.5
1991-92	Adam Keefe, STAN	29	355	12.2
1992-93	Lester Neal, ASU	28	252	9.0
1993-94	Ed O'Bannon, UCLA	28	245	8.8
1994-95	Jaha Wilson, USC	28	284	10.1
1995-96	Mark Hendrickson, WSU	23	219	9.5
1996-97	Tim Young, STAN	30	253	8.4
1997-98	Carlos Daniel, WSU	28	282	10.1
1998-99	Todd MacCulloch, WASH	29	345	11.9
1999-00	Mark Madsen, STAN	23	214	9.3

REBOUNDING (Continued)

YEAR	PLAYER	G	REB	AVG
2000-01	Awvee Storey, ASU	29	263	9.1
2001-02	Curtis Borchardt, STAN	29	332	11.4
2002-03	Philip Ricci, OSU	28	230	8.2
2003-04	Leon Powe, CAL	27	256	9.5
2004-05	Ike Diogu, ASU	32	312	9.8
2005-06	Leon Powe, CAL	27	273	10.1
2006-07	Jon Brockman, WASH	32	307	9.6
2007-08	Jon Brockman, WASH	32	370	11.6
2008-09	Jon Brockman, WASH	34	391	11.5
2009-10	Nikola Vucevic, USC	30	283	9.4
2010-11	Nikola Vucevic, USC	34	350	10.3

FIELD GOAL PERCENTAGE

YEAR	PLAYER	G	FG-FGA	PCT
1959-60	Bill Hanson, WASH	12	68-121	.562
1960-61	Ed Corell, WASH	12	50-99	.505
1961-62	Pete Blackman, UCLA	12	53-95	.558
1962-63	Charlie Hart, WASH	12	31-64	.484
1963-64	Jack Hirsch, UCLA	15	83-153	.542
1964-65	Ed Fredenberg, OSU	14	36-66	.545
1965-66	Jack Gilbert, STAN	14	35-58	.603
1966-67	Rich Baker, STAN	14	52-80	.650
1967-68	Lew Alcindor, UCLA	13	144-221	.652
	Vic Bartolome, OSU	14	86-132	.652
1968-69	Lew Alcindor, UCLA	14	128-203	.631
1969-70	Vic Bartolome, OSU	14	103-177	.582
1970-71	Neal Jurgenson, OSU	14	52-98	.531
1971-72	Bill Walton, UCLA	14	130-200	.650
1972-73	Bill Walton, UCLA	14	119-199	.598
1973-74	Bill Walton, UCLA	12	93-134	.694
1974-75	Lars Hansen, WASH	25	106-171	.596
1975-76	Paul Miller, OSU	27	99-169	.586
1976-77	Steve Johnson, OSU	28	159-267	.596
1977-78	Bill McShane, OSU	26	67-120	.558
1978-79	Steve Johnson, OSU	27	197-298	.661
1979-80	Steve Johnson, OSU	30	211-297	.710•
1980-81	Steve Johnson, OSU	28	235-315	.746•
1981-82	Mark McNamara, CAL	27	231-329	.702•
1982-83	Johnny Rodgers, STAN	28	120-204	.588
1983-84	A.C. Green, OSU	23	134-204	.657
1984-85	Pete Williams, ARIZ	31	145-239	.607
1985-86	Reggie Miller, UCLA	29	274-493	.556
1986-87	Chris Welp, WASH	35	281-473	.594
1987-88	Howard Wright, STAN	33	196-315	.622
1988-89	Trent Edwards, ASU	28	208-330	.630
1989-90	Adam Keefe, STAN	30	210-335	.627
1990-91	Brian Williams, ARIZ	35	195-315	.619
	Richard Lucas, ORE	28	169-272	.619
1991-92	Scott Haskin, OSU	31	226-369	.612
1992-93	Alfred Grigsby, CAL	29	116-194	.598
1993-94	Fred Ferguson, WSU	31	134-203	.660
1994-95	Mark Hendrickson, WSU	30	183-292	.627
1995-96	Jelani McCoy, UCLA	31	138-204	.676
1996-97	Jelani McCoy, UCLA	32	152-201	.756
1997-98	Todd MacCulloch, WASH	30	225-346	.650•
1998-99	Todd MacCulloch, WASH	29	210-317	.662•
1999-00	Mark Madsen, STAN	23	108-184	.587
2000-01	Solomon Hughes, CAL	31	107-170	.629
2001-02	Channing Frye, ARIZ	34	122-205	.595
2002-03	Andre Patterson, UCLA	24	76-125	.608
2003-04	Jeff McMillan, USC	28	119-189	.630
2004-05	Ike Diogu, ASU	32	229-398	.575
2005-06	Luc Richard Mbah a Moute, UCLA	39	134-249	.538
2006-07	Taj Gibson, USC	37	174-312	.558
2007-08	Jordan Hill, ARIZ	34	184-297	.620
2008-09	Jeff Pendergraph, ASU	35	198-300	.660
2009-10	Eric Boateng, ASU	33	117-176	.665
2010-11	Brock Motum, WSU	35	106-177	.599

FREE THROW PERCENTAGE

YEAR	PLAYER	G	FT-FTA	PCT
1959-60	Gary Cunningham, UCLA	10	28-28	1.000
1960-61	Earl Schultz, CAL	12	45-53	.849
1961-62	Darrell Sutherland, STAN	12	37-45	.822
1962-63	Dick Smith, CAL	12	34-42	.810
1963-64	Tom Dose, STAN	15	71-86	.826
1964-65	Jim Jarvis, OSU	14	62-72	.861
1965-66	John Block, USC	14	125-148	.844
1966-67	Charlie Perkins, CAL	14	67-79	.848
1967-68	John Pinkstaff, ORE	14	49-58	.845
1968-69	Blaine Ellis, WSU	14	37-43	.860
1969-70	Gary Freeman, OSU	12	36-43	.837
1970-71	Bill Drozdiak, ORE	14	50-58	.862
1971-72	Dan Anderson, USC	14	40-45	.889
1972-73	Steve Ericksen, OSU	14	21-23	.913
1973-74	Dan Anderson, USC	14	41-46	.891
1974-75	Rich Kelley, STAN	26	144-173	.832
1975-76	Rocky Smith, OSU	27	144-174	.824
1976-77	Greg Ballard, ORE	29	153-179	.856
1977-78	Don Vaughn, WASH	26	52-58	.896
1978-79	Rob Cross, ORE	27	81-93	.871
1979-80	Joe Nehls, ARIZ	27	108-122	.885
1980-81	Rod Foster, UCLA	25	60-66	.909
1981-82	Rod Foster, UCLA	27	95-100	.950•
1982-83	Michael Holton, UCLA	29	64-75	.853
1983-84	Chris Beasley, ASU	28	112-128	.875
1984-85	Novian Whitsitt, STAN	28	68-80	.850
1985-86	Steve Kerr, ARIZ	32	71-79	.899
1986-87	Terry Taylor, STAN	28	56-66	.848
1987-88	Todd Lichti, STAN	33	174-198	.879
1988-89	Alex Austin, ASU	28	69-80	.863
1989-90	Eldridge Recasner, WASH	26	99-112	.884
1990-91	Kevin Mixon, ORE	28	60-65	.923
1991-92	Don MacLean, UCLA	32	197-214	.921
1992-93	Mark Pope, WASH	27	112-130	.862
1993-94	Dylan Rigdon, ARIZ	34	82-92	.891
1994-95	Dion Cross, STAN	29	91-110	.827
1995-96	Dion Cross, STAN	29	81-88	.920
1996-97	Kris Johnson, UCLA	31	96-115	.835
1997-98	Arthur Lee, STAN	35	164-185	.886
1998-99	Arthur Lee, STAN	33	140-158	.886
1999-00	Ryan Mendez, STAN	31	63-72	.875
	David Mosley, STAN	31	63-72	.875
2000-01	Ryan Mendez, STAN	34	94-101	.931
2001-02	Salim Stoudamire, ARIZ	34	103-114	.904
2002-03	Luke Ridnour, ORE	33	162-184	.880
	Jason Kapono, UCLA	29	81-92	.880
2003-04	Chris Hernandez, STAN	30	96-105	.914
2004-05	Salim Stoudamire, ARIZ	36	122-134	.910
2005-06	Chris Hernandez, STAN	30	109-121	.901
2006-07	Tajuan Porter, ORE	35	80-88	.909
2007-08	Darren Collison, UCLA	33	102-117	.872
2008-09	Darren Collison, UCLA	35	113-126	.897
2009-10	Jerome Randle, CAL	35	139-149	.933
2010-11	E.J. Singler, ORE	39	104-122	.852

THREE-POINT FIELD GOAL PERCENTAGE

YEAR	PLAYER	G	3P-3PA	PCT
1986-87	Terry Taylor, STAN	28	40-82	.488
1987-88	Steve Kerr, ARIZ	38	114-199	.573
1988-89	Matt Anderson, ASU	28	41-80	.513
1989-90	Keith Smith, CAL	32	42-91	.462
1990-91	Billy Dreher, CAL	28	56-112	.500
1991-92	Tracy Murray, UCLA	33	78-156	.500
1992-93	Chris Mills, ARIZ	28	56-116	.483
1993-94	Isaac Fontaine, WSU	31	31-69	.449
1994-95	Dion Cross, STAN	29	82-171	.480
1995-96	Isaac Fontaine, WSU	29	66-136	.485
1996-97	Blake Pengelly, WSU	30	36-74	.486
1997-98	Ryan Mendez, STAN	34	45-95	.474
1998-99	Donald Watts, WASH	25	32-64	.500
1999-00	Jason Kapono, UCLA	33	82-173	.474
2000-01	Michael McDonald, STAN	34	56-109	.514
2001-02	Grant Leep, WASH	29	39-74	.527
2002-03	Thomas Kelati, WSU	27	62-136	.456
2003-04	Chris Hernandez, STAN	30	46-100	.460
2004-05	Salim Stoudamire, ARIZ	36	120-238	.504
2005-06	Sasa Cucic, OSU	30	36-73	.493
2006-07	Darren Collison, UCLA	35	51-114	.447
2007-08	Darren Collison, UCLA	33	53-101	.525
2008-09	Michael Roll, UCLA	35	51-99	.515
2009-10	Theo Robertson, CAL	29	48-106	.453
2010-11	Derrick Williams, ARIZ	38	42-74	.568

ASSISTS AVERAGE

YEAR	PLAYER	G	A	AVG
1974-75	Chester Dorsey, WASH	25	139	5.6
1975-76	Ron Lee, ORE	30	184	6.1
1976-77	George Tucker, OSU	29	186	6.4
1977-78	Roy Hamilton, UCLA	28	167	6.0
1978-79	Russell Brown, ARIZ	27	247	9.2
1979-80	Russell Brown, ARIZ	27	200	7.4
1980-81	Russell Brown, ARIZ	27	166	6.1
1981-82	Lester Conner, OSU	30	153	5.1
1982-83	Ralph Jackson, UCLA	29	148	5.1
1983-84	Ralph Jackson, UCLA	28	159	5.7
1984-85	Larry Friend, USC	29	176	6.1
1985-86	Pooh Richardson, UCLA	29	179	6.2
1986-87	Gary Payton, OSU	30	229	7.6
1987-88	Gary Payton, OSU	31	230	7.4
1988-89	Gary Payton, OSU	30	244	8.1
1989-90	Gary Payton, OSU	29	235	8.1
1990-91	Darrick Martin, UCLA	32	217	6.8
1991-92	Marcus Lollie, STAN	29	189	6.5
1992-93	Jason Kidd, CAL	29	222	7.7
1993-94	Jason Kidd, CAL	30	272	9.07•
1994-95	Damon Stoudamire, ARIZ	30	220	7.3
1995-96	Brevin Knight, STAN	29	212	7.3
1996-97	Brevin Knight, STAN	30	234	7.8•
1997-98	Ahlon Lewis, ASU	32	294	9.2•
1998-99	Jason Terry, ARIZ	29	159	5.5
1999-00	Brandon Granville, USC	30	248	8.3
2000-01	Brandon Granville, USC	34	207	6.1
2001-02	Luke Walton, ARIZ	31	194	6.3
2002-03	Luke Ridnour, ORE	33	218	6.6
2003-04	Cedric Bozeman, UCLA	28	155	5.5
2004-05	Will Conroy, WASH	34	219	6.4
2005-06	Jordan Farmar, UCLA	37	189	5.1
2006-07	Mustafa Shkur, ARIZ	31	215	6.9
2007-08	Mitch Johnson, STAN	36	188	5.2
2008-09	Jerome Randle, CAL	33	165	5.0
2009-10	Derek Glasser, ASU	33	158	4.8
2010-11	Isaiah Thomas, WASH	35	213	6.1

BLOCKED SHOTS AVERAGE

YEAR	PLAYER	G	BL	AVG
1977-78	James Donaldson, WSU	27	82	3.0
1978-79	James Donaldson, WSU	26	76	2.9
1979-80	Stuart House, WSU	28	69	2.5
1980-81	Alton Lister, ASU	26	49	1.9
1981-82	Ken Johnson, USC	28	43	1.5
1982-83	Gerry Wright, USC	24	40	1.7
1983-84	Blair Rasmussen, ORE	29	42	1.4
1984-85	Jon Taylor, ASU	25	42	1.8
1985-86	Chris Welp, WASH	31	67	2.2
1986-87	Anthony Cook, ARIZ	30	69	2.3
1987-88	Anthony Cook, ARIZ	38	75	2.0
1988-89	Anthony Cook, ARIZ	33	84	2.5
1989-90	Ed Stokes, ARIZ	29	49	1.7
1990-91	Keith Owens, UCLA	32	61	1.9
1991-92	Scott Haskin, OSU	31	68	2.2
1992-93	Scott Haskin, OSU	27	51	1.9
1993-94	Michael Stewart, CAL	30	59	2.0
1994-95	Mario Bennett, ASU	33	115	3.5
1995-96	Jelani McCoy, UCLA	31	102	3.3
1996-97	Rodger Farrington, ASU	27	113	4.2
1997-98	Mike Batiste, ASU	32	51	1.6
1998-99	Todd MacCulloch, WASH	29	47	1.6
1999-00	Loren Woods, ARIZ	26	102	3.9
2000-01	Loren Woods, ARIZ	29	84	2.9
2001-02	Curtis Borchardt, STAN	29	83	2.9
2002-03	Tommy Smith, ASU	32	69	2.16
2003-04	Channing Frye, ARIZ	30	63	2.10
2004-05	Ike Diogu, ASU	32	75	2.34
2005-06	Nick DeWitz, OSU	28	59	2.11
2006-07	Robin Lopez, STAN	31	73	2.35
2007-08	Taj Gibson, USC	33	84	2.55
2008-09	Taj Gibson, USC	35	100	2.90
2009-10	DeAngelo Casto, WSU	31	67	2.16
2010-11	Tyler Honeycutt, UCLA	33	68	2.06

STEALS AVERAGE

YEAR	PLAYER	G	ST	AVG
1978-79	Don Collins, WSU	27	71	2.6
1979-80	Don Collins, WSU	28	76	2.7
1980-81	Lafayette Lever, ASU	28	74	2.6
1981-82	Lester Conner, OSU	30	91	3.0
1982-83	Craig Ehlo, WSU	30	59	2.0
1983-84	Keith Morrison, WSU	28	48	1.7
1984-85	Keith Morrison, WSU	28	56	2.0
1985-86	Keith Morrison, WSU	28	56	2.0
1986-87	Darryl Flowers, OSU	27	55	2.0
1987-88	Derrick Dowell, USC	28	62	2.2
1988-89	Gary Payton, OSU	31	72	2.3
1988-89	Gary Payton, OSU	30	91	3.0
1989-90	Gary Payton, OSU	29	100	3.4
1990-91	Terrell Brandon, ORE	28	63	2.3
1991-92	Stevin Smith, ASU	30	66	2.2
1992-93	Jason Kidd, CAL	29	110	3.8•
1993-94	Jason Kidd, CAL	30	94	3.1
1994-95	Brevin Knight, STAN	28	78	2.8
1995-96	Jason Hamilton, WASH	28	59	2.1
1996-97	Brevin Knight, STAN	30	83	2.8
1997-98	Baron Davis, UCLA	32	77	2.4
1998-99	Jason Terry, ARIZ	29	80	2.8
1999-00	Jeff Trepagnier, USC	29	94	3.2
2000-01	Earl Watson, UCLA	32	62	1.9
2001-02	Erick Craven, USC	32	68	2.1
2002-03	Erick Craven, USC	29	73	2.5
2003-04	Erick Craven, USC	27	62	2.3
2004-05	Gabriel Pruitt, USC	29	56	1.9
2005-06	Hassan Adams, ARIZ	31	82	2.7
2006-07	Darren Collison, UCLA	35	78	2.2
2007-08	James Harden, ASU	34	73	2.2
2008-09	James Harden, ASU	35	59	1.7
2009-10	Seth Tarver, OSU	32	70	2.2
2010-11	Jared Cunningham, OSU	30	85	2.8

MOST POINTS

Season	3234	ARIZ, 1988 (38 games)
Game	149	UCLA vs. Loyola Marymount (98), Dec. 2, 1990
Conf. Game	127	ARIZ vs. ASU (99), Jan. 15, 1998
Both Teams, Game	247	UCLA (149) vs. Loyola Marymount (98), Dec. 2, 1990
Losing Team, Game	111	WSU vs. ARIZ (115), Mar. 2, 1995 (2 OT)

HIGHEST SCORING AVERAGE

Season	94.6	UCLA, 1972
---------------	------	------------

LARGEST SCORING MARGIN

*Season	30.3	UCLA, 1972 (94.6 offense, 64.3 defense)
Game	100	CAL (108) vs. Pomona Am. Legion (8), 1922
Conf. Game	55	ARIZ (116) vs. WASH (61), Dec. 20, 1988

MOST FIELD GOALS

Season	1161	UCLA, 1968 (30 games)
Game	58	UCLA vs. Loyola Marymount, Dec. 2, 1990

MOST FIELD GOAL ATTEMPTS

Season	2349	ARIZ, 1998
Game	109	ORE vs. Idaho, Feb. 14, 1947

HIGHEST FIELD GOAL PERCENTAGE

Season	.564	OSU, 1981 (862-of-1528)
Game	.769	STAN vs. ORE, Jan. 8, 1983 (30-of-39)

MOST THREE-POINT FIELD GOALS

Season	350	ORE, 2007
Game	20	USC vs. OSU, Jan. 29, 2000

MOST THREE-POINT FIELD GOAL ATTEMPTS

Season	897	ORE, 2007
Game	51	ASU at Brigham Young, Dec. 1, 1992

HIGHEST THREE-POINT FIELD GOAL PERCENTAGE

Season	.483	ARIZ, 1988 (254-of-526)
Game (min 3 att)	1.000	ASU vs. Manhattan, Dec. 28, 1986 (3-of-3)
	1.000	WASH vs. WSU, Jan. 11, 1992 (3-of-3)

MOST FREE THROWS

Season	686	ARIZ, 1988
Game	47	UCLA vs. USC, Mar. 10, 1956

MOST FREE THROW ATTEMPTS

Season	971	ORE, 1953
Game	63	USC vs. Idaho, 1957
	63	OSU vs. ASU, Feb. 28, 1983

HIGHEST FREE THROW PERCENTAGE

Season	.786	ARIZ, 2004 (511-of-650)
Game (min 15 att.)	1.000	WSU vs. ORE, Jan. 17, 2009 (28-of-28)

REBOUNDS

Season	1670	UCLA, 1964 (30 games)
Game	86	CAL vs. Oklahoma City, Jan. 3, 1972

HIGHEST REBOUNDING AVERAGE

Season	55.7	UCLA, 1964
---------------	------	------------

DEFENSIVE FIELD GOAL PERCENTAGE

Season	.352	STAN, 2000
---------------	------	------------

ASSISTS

Season	673	UCLA, 1974
Game	41	OSU vs. Texas-Wesleyan, Dec. 1, 1978

STEALS

Season	358	ARIZ, 1997
Game	27	OSU vs. Hawaii-Hilo, Dec. 22, 1985

BLOCKED SHOTS

Season	199	UCLA, 2011
Game	19	STAN vs. USC, Jan. 25, 2007

MOST CONSECUTIVE VICTORIES

*All Games	88	UCLA, 1971-74
*Regular Season	76	UCLA, 1971-74
Pac-10 Games	50	UCLA, 1971-74
*NCAA Tourney	38	UCLA, 1964-74 (10 Tournaments)

MOST CHAMPIONSHIPS

*NCAA	11	UCLA, 1964-65, 1967-73, 75, 95
*Consec. NCAA	7	UCLA, 1967-73
Conference	30	UCLA
*Consec. Conf.	13	UCLA, 1967-79
Pac-10 Tournament	4	ARIZ, 1988-90, 2002
Consec. Conf. Tourn.	4	ARIZ, 1988-90, 2002

WINS AND LOSSES

Win Pct., All Games	1.000	UCLA, 1964 (30-0)
	1.000	UCLA, 1972 (30-0)
	1.000	UCLA, 1973 (30-0)
	1.000	CAL, 1926 (14-0)
	1.000	CAL, 1927 (13-0)
Wins, Season	35	ARIZ, 1988
*Consec. Win Seasons	54	UCLA, 1949-2002
*25-Win Ssns., Consec.	10	UCLA, 1967-76
20-Win Ssns., Consec.	20	ARIZ, 1988-2007
Wins, Conf. Season	17	OSU, 1981
	17	ARIZ, 1988, '89, '93, '98, '03
	17	STAN, 2004
Losses, Season	27	WSU, 1953
Losses, Conf. Season	18	OSU, 2008
Consec. Conf. Losses	30	UCLA, 1937-40

CONSECUTIVE VICTORIES vs. ONE OPPONENT

52	UCLA vs. CAL, 1961-85
----	-----------------------

CONSECUTIVE HOME VICTORIES vs. ONE OPPONENT

46	UCLA vs. WSU, 1950-2004
----	-------------------------

ATTENDANCE

Largest, Pac-12 venue	15,517	UCLA at USC (LA Sports Arena), Feb. 27, 1992
Avg., Pac-12 venue	14,587	ARIZ 2006
Pac-12 Overall Avg.	8,723	2008 (1,491,696 fans/171 games)
	8,388	2000 (1,258,249 fans/150 games)
	8,340	2009 (1,442,792 fans/173 games)
	8,337	2005 (1,225,525 fans/147 games)
	8,279	2007 (1,415,697 fans/171 games)
	8,157	2004 (1,182,772 fans/145 games)
	8,088	1996 (1,100,028 fans/136 games)

* - NCAA record as of 2010 NCAA Records Book

MOST POINTS

Career	2608	Don MacLean, UCLA, 1989-92 (128 games)
Conf. Career	1486	Don MacLean, UCLA, 1989-92
Season	870	Lew Alcindor, UCLA, 1967 (30 games)
Conf. Season	500	Reggie Miller, UCLA, 1986 (18 games)
Game	61	Lew Alcindor, UCLA vs. WSU, Feb. 25, 1967
	61	Eddie House, ASU vs. CAL, Jan. 8, 2000

HIGHEST SCORING AVERAGE

Career	26.4	Lew Alcindor, UCLA, 1967-69
Conf. Career	25.6	Lew Alcindor, UCLA, 1967-69
Season	29.0	Lew Alcindor, UCLA, 1967
Conf. Season	27.8	Reggie Miller, UCLA, 1986

MOST FIELD GOALS

Career	943	Lew Alcindor, UCLA, 1967-69 (88 games)
	943	Don MacLean, UCLA, 1989-92 (128 games)
Season	346	Lew Alcindor, UCLA, 1967 (30 games)
Game	26	Lew Alcindor, UCLA vs. WSU, Feb. 25, 1967

MOST FIELD GOAL ATTEMPTS

Career	1776	Don MacLean, UCLA, 1989-92 (128 games)
Season	626	Ron Tomsic, STAN, 1953 (27 games)
Game	38	Gary Payton, OSU vs. USC, Feb. 22, 1990

HIGHEST FIELD GOAL PERCENTAGE

*Career	.678	Steve Johnson, OSU, 1977-81 (828/1222)
*Season	.746	Steve Johnson, OSU, 1981 (235/315) (NCAA Min. 5 made per game)
	.756	Jelani McCoy, UCLA, 1997 (152/201) (Pac-10 Min. 4 made per game)
Game (min 10 att.)	1.000	Steve Johnson, OSU vs. Hawaii-Hilo, Dec. 5, 1979 (13/13)
Conf. Game	1.000	Eric Boateng, ASU vs. STAN, Feb. 25, 2010 (11/11)
	1.000	Bryce Taylor, ORE vs. USC, Mar. 10, 2007 (11/11)
	1.000	Tommy Smith, ASU vs. WASH, Feb. 10, 2001 (11/11)
	1.000	Marques Johnson, UCLA vs. CAL, Feb. 27, 1976 (11/11)
	1.000	Three players tied (10/10)

MOST THREE-POINT FIELD GOALS

Career	342	Salim Stoudamire, ARIZ, 2002-05
Season	120	Salim Stoudamire, ARIZ, 2005
Game	10	Tajuan Porter, ORE vs. Portland St., Nov. 12, 2006
	10	Stevin Smith, ASU vs. ORE, Jan. 30, 1993
	10	Stevin Smith, ASU vs. OSU, Jan. 27, 1994
Consecutive	12	Brian Wright, WSU vs. OSU (4), ORE (8), Feb. 18-21, 1988

MOST THREE-POINT FIELD GOAL ATTEMPTS

Career	891	Stevin Smith, ASU, 1991-94
Season	300	Stevin Smith, ASU, 1993
Game	19	Anthony Pendleton, USC vs. STAN, Mar. 2, 1989 (8/19)

HIGHEST THREE-POINT FIELD GOAL PERCENTAGE

Career	.477	Todd Lichti, STAN, 1986-89
*Season	.573	Steve Kerr, ARIZ, 1988 (Min. 100 made per season)
Game (min 5 att.)	1.000	Bryce Taylor, ORE vs. USC, Mar. 10, 2007 (7/7)
	1.000	Jawann McClellan, ARIZ vs. New Mexico St., Nov. 19, 2006 (7/7)
	1.000	Dion Cross, STAN vs. ARIZ, Mar. 7, 1996 (7/7)
	1.000	Two players tied (6/6)
	1.000	13 players tied (5/5)

MOST FREE THROWS

Career	711	Don MacLean, UCLA, 1989-92
Season	248	Ike Diogu, ASU, 2005
Game	23	Bryan Rison, WSU vs. ORE, Feb. 14, 1980
Consec., All Games	62	Luke Ridnour, ORE, 2003
Consec., Conf. Games	62	Luke Ridnour, Jan. 4 - Feb. 22, 2003

MOST FREE THROW ATTEMPTS

Career	886	Adam Keefe, STAN, 1989-92
Season	328	Swede Halbrook, OSU, 1954
Game	28	Swede Halbrook, OSU vs. Idaho, Jan. 22, 1954 (made 13)

HIGHEST FREE THROW PERCENTAGE

Career	.880	Rod Foster, UCLA, 1980-83 (309/351)
Season	.950	Rod Foster, UCLA, 1982 (95/100)
Game (min 10 att.)	1.000	John Block, USC vs. WASH, Feb. 11, 1966 (21/21)

MOST REBOUNDS

Career	1375	Mel Counts, OSU, 1962-64
Conf. Career	687	Bill Walton, UCLA, 1972-74
Season	506	Bill Walton, UCLA, 1973
Conf. Season	282	Jim Loscutoff, ORE, 1955
Game	36	Swede Halbrook, OSU vs. Idaho, Feb. 15, 1955

HIGHEST REBOUNDING AVERAGE

Career	15.7	Bill Walton, UCLA, 1972-74
Conf. Career	16.4	Bill Walton, UCLA, 1972-74
Season	17.2	Jim Loscutoff, ORE, 1955
Conf. Season	17.6	Jim Loscutoff, ORE, 1955

MOST ASSISTS

Career	938	Gary Payton, OSU, 1987-90
Season	294	Ahlon Lewis, ASU, 1998
Game	19	Russell Brown, ARIZ vs. Grand Canyon, Dec. 8, 1979
Conf. Game	18	Jason Kidd, CAL vs. STAN, Jan. 20, 1993

HIGHEST ASSISTS AVERAGE

Career	8.4	Jason Kidd, CAL, 1993-94
Season	9.19	Ahlon Lewis, ASU, 1998 (294 in 32 games)

MOST STEALS

Career	321	Gary Payton, OSU, 1987-90
Season	110	Jason Kidd, CAL, 1993
Conf. Season	66	Jason Kidd, CAL, 1993
Game	11	Tyus Edney, UCLA vs. George Mason, Dec. 22, 1994
Conf. Game	9	Brevin Knight, STAN vs. USC, Feb. 23, '95
	9	Bennett Davison, ARIZ vs. STAN, Feb. 28, 1998

HIGHEST STEALS AVERAGE

Career	3.5	Jason Kidd, CAL, 1993-94
Season	3.8	Jason Kidd, CAL, 1993
Conf. Season	3.7	Jason Kidd, CAL, 1993

MOST BLOCKED SHOTS

Career	278	Anthony Cook, ARIZ, 1986-89
Season	115	Mario Bennett, ASU, 1995
*Game	14	Loren Woods, ARIZ vs. ORE, Feb. 3, 2000
Conf. Game	14	Loren Woods, ARIZ vs. ORE, Feb. 3, 2000

HIGHEST BLOCKED SHOTS AVERAGE

Career	3.4	Loren Woods, ARIZ, 2000-01
Season	4.2	Rodger Farrington, ASU, 1997

MOST PERSONAL FOULS

Career	470	Steve Johnson, OSU, 1977-81
Season	126	Steve Johnson, OSU, 1977

MOST MINUTES

Game	63.5	Gene Ransom, CAL vs. ORE, Feb. 10, 1977 (5 OT)
-------------	------	--

* - NCAA record as of 2010 NCAA Records Book

POINTS

ALL GAMES (1,500-POINT CLUB)

1. 2608 Don MacLean, UCLA, 1989-92
2. 2555 Sean Elliott, ARIZ, 1986-89
3. 2336 Todd Lichti, STAN, 1986-89
4. 2325 Lew Alcindor, UCLA, 1967-69
5. 2319 Adam Keefe, STAN, 1989-92
6. 2172 Gary Payton, OSU, 1987-90
7. 2095 Reggie Miller, UCLA, 1984-87
2095 Jason Kapono, UCLA, 2000-03
9. 2085 Ron Lee, ORE, 1973-76
10. 2073 Chris Welp, WASH, 1984-87
11. 2048 Harold Miner, USC, 1990-92
12. 2044 Eddie House, ASU, 1997-2000
13. 2035 Steve Johnson, OSU, 1977-81
14. 2003 Isaac Fontaine, WSU, 1994-97
15. 1984 Jeremy Veal, ASU, 1995-98
1984 Jason Gardner, ARIZ, 2000-03
17. 1973 Mel Counts, OSU, 1962-64
18. 1970 Luke Jackson, ORE, 2001-2004
19. 1960 Salim Stoudamire, ARIZ, 2002-05
20. 1946 Ike Diogu, ASU, 2003-05
21. 1939 Anthony Taylor, ORE, 1984-88
22. 1925 Khalid Reeves, ARIZ, 1991-94
23. 1894 Steve Puidokas, WSU, 1974-77
24. 1849 Damon Stoudamire, ARIZ, 1992-95
25. 1846 Toby Bailey, UCLA, 1995-98
26. 1835 Jerome Randle, CAL, 2007-10
27. 1834 Ron Riley, ASU, 1993-96
28. 1829 Greg Ballard, ORE, 1973-77
29. 1818 Hassan Adams, ARIZ, 2003-06
30. 1815 Ed O'Bannon, UCLA, 1993-95
31. 1805 Jon Brockman, WASH, 2006-09
32. 1803 Tajuan Porter, ORE, 2007-10
33. 1801 J.R. Henderson, UCLA, 1995-98
34. 1798 Trevor Wilson, UCLA, 1987-90
35. 1792 Tracy Murray, UCLA, 1990-92
36. 1791 Michael Dickerson, ARIZ, 1995-98
37. 1789 Channing Frye, ARIZ, 2002-05
38. 1787 Quincy Pondexter, WASH, 2007-10
39. 1784 Charles O'Bannon, UCLA, 1994-97
40. 1776 Sean Lampley, CAL, 1998-2001
41. 1774 Bob Houbregs, WASH, 1951-53
42. 1767 Bill Walton, UCLA, 1972-74
43. 1756 Klay Thompson, WSU, 2009-11
44. 1743 Todd MacCulloch, WASH, 1996-99
45. 1734 Josh Shipp, UCLA, 2005-09
46. 1727 Ronnie Coleman, USC, 1988-91
47. 1723 Casey Jacobsen, STAN, 2000-02
48. 1721 Isaiah Thomas, WASH, 2009-11
David Greenwood, UCLA, 1976-79
50. 1714 Brevin Knight, STAN, 1994-97
51. 1700 Eldridge Recasner, WASH, 1987-90
1700 Patrick Christopher, CAL, 2007-10
53. 1697 Chase Budinger, ARIZ, 2007-09
54. 1694 A.C. Green, OSU, 1982-85
55. 1690 Gail Goodrich, UCLA, 1963-65
56. 1688 Lamond Murray, CAL, 1992-94
57. 1674 Orlando Williams, ORE, 1992-95
58. 1673 Stevin Smith, ASU, 1991-94
59. 1666 Joe Shipp, CAL, 2000-03
60. 1664 Miles Simon, ARIZ, 1995-98
61. 1659 Marques Johnson, UCLA, 1974-77
62. 1657 Sam Clancy, USC, 1999-2002
63. 1655 Stan Love, ORE, 1968-71
Kevin Johnson, CAL, 1984-87
65. 1654 Bob McKeen, CAL, 1952-55

66. 1644 Fredrick Jones, ORE, 1999-2002
67. 1642 Malik Hairston, ORE, 2005-08
68. 1639 Darren Collison, UCLA, 2006-09
69. 1638 Kenny Fields, UCLA, 1981-84
70. 1635 Dion Cross, STAN, 1993-96
71. 1619 Chris Mills, ARIZ, 1991-93
72. 1615 Kimberly Belton, STAN, 1977-80
73. 1608 Leonard Taylor, CAL, 1985-89
74. 1606 Desmon Farmer, USC, 2001-04
75. 1599 Howard Wright, STAN, 1985-89
76. 1592 John Revelli, STAN, 1980-84
77. 1591 Tim Young, STAN, 1995-99
78. 1590 Anthony Cook, ARIZ, 1986-89
79. 1588 Jeff Pendergraph, ASU, 2006-09
80. 1575 Shon Tarver, UCLA, 1991-94
81. 1572 Byron Scott, ASU, 1979-83
82. 1566 Claude Terry, STAN, 1970-72
83. 1563 Don Collins, WSU, 1977-80
84. 1561 Charlie Sitton, OSU, 1981-84
85. 1554 Blair Rasmussen, ORE, 1981-85
86. 1549 Steve Beck, ASU, 1984-87
87. 1548 James Edwards, WASH, 1974-77
88. 1540 Arron Afflalo, UCLA, 2005-07
89. 1536 Brian Hendrick, CAL, 1990-93
90. 1524 Wayne Carlander, USC, 1982-85
91. 1516 Steve Hawes, WASH, 1970-72
Keith Jones, STAN, 1980-84
93. 1515 Tyus Edney, UCLA, 1992-95
94. 1510 Aaron Brooks, ORE, 2004-07
95. 1504 Louie Nelson, WASH, 1971-73

SCORING AVERAGE

ALL GAMES

(Min. 2 seasons)

1. 26.4 Lew Alcindor, UCLA, 1967-69
2. 23.5 Harold Miner, USC, 1990-92
3. 22.2 Mel Counts, OSU, 1962-64
4. 22.2 Terrell Brandon, ORE, 1990-91
5. 20.7 Ike Diogu, ASU, 2003-05
6. 21.1 Swede Halbrook, OSU, 1954-55
Stan Love, ORE, 1969-71
8. 20.8 Steve Hawes, WASH, 1970-72
9. 20.6 Claude Terry, STAN, 1970-72
10. 20.5 Don MacLean, UCLA, 1989-92

FIELD GOALS

ALL GAMES

1. 943 Lew Alcindor, UCLA, 1967-69
Don MacLean, UCLA, 1989-92
3. 896 Sean Elliott, ARIZ, 1986-89
4. 838 Ron Lee, ORE, 1973-76
5. 830 Adam Keefe, STAN, 1989-92
6. 829 Gary Payton, OSU, 1987-90
7. 828 Steve Johnson, OSU, 1977-81
8. 820 Chris Welp, WASH, 1984-87
Todd Lichti, STAN, 1986-89
10. 769 Reggie Miller, UCLA, 1984-87

FIELD GOAL ATTEMPTS

ALL GAMES

1. 2006 Ron Lee, ORE, 1973-76
2. 1794 Eddie House, ASU, 1997-2000
3. 1776 Don MacLean, UCLA, 1989-92
4. 1750 Sean Elliott, ARIZ, 1986-89
5. 1710 Gary Payton, OSU, 1987-90
6. 1675 Ron Riley, ASU, 1993-96
7. 1653 Mel Counts, OSU, 1962-64
8. 1597 Jeremy Veal, ASU, 1995-98
9. 1581 Bob McKeen, CAL, 1952-55
10. 1526 Harold Miner, USC, 1990-92

FIELD GOAL PERCENTAGE

ALL GAMES

(Min. 2 seasons/3 made per game)

1. .694 Jelani McCoy, UCLA, 1996-98
(347-of-500)
2. .678 Steve Johnson, OSU, 1977-81
(828-of-1222)
3. .664 Todd MacCulloch, WASH, 1996-99
(702-of-1058)
4. .662 Mark McNamara, CAL, 1981-82
(413-of-624)
5. .651 Bill Walton, UCLA, 1972-74
(747-of-1147)
6. .639 Lew Alcindor, UCLA, 1967-69
(943-of-1476)
7. .642 Fred Ferguson, WSU, 1993-94
(172-of-268)
8. .613 Joseph Blair, ARIZ, 1993-1996
(470-of-767)
9. .608 Jason Collins, STAN, 1997-2001
(262-of-431)
10. .607 Vic Bartolome, OSU, 1968-70
(463-of-763)

POINTS CONFERENCE GAMES (1,000-POINT CLUB)

1. 1486 Don MacLean, UCLA, 1989-92
2. 1340 Todd Lichti, STAN, 1986-89
3. 1331 Sean Elliott, ARIZ, 1986-89
4. 1330 Gary Payton, OSU, 1987-90
5. 1305 Harold Miner, USC, 1990-92
6. 1300 Adam Keefe, STAN, 1989-92
7. 1234 Reggie Miller, UCLA, 1984-87
8. 1219 Jason Kapon, UCLA, 2000-03
9. 1209 Jeremy Veal, ASU, 1995-98
10. 1199 Isaac Fontaine, WSU, 1994-97
11. 1191 Anthony Taylor, ORE, 1985-88
12. 1166 Salim Stoudamire, ARIZ, 2002-05
13. 1156 Chris Welp, WASH, 1984-87
14. 1143 Steve Johnson, OSU, 1977-81
15. 1141 Ike Diogu, ASU, 2003-05
16. 1137 Eddie House, ASU, 1997-2000
17. 1127 Luke Jackson, ORE, 2001-04
18. 1116 Orlando Williams, ORE, 1992-95
19. 1113 Todd MacCulloch, WASH, 1996-99
20. 1112 Damon Stoudamire, ARIZ, 1992-95
21. 1107 Khalid Reeves, ARIZ, 1991-94
22. 1103 Lamond Murray, CAL, 1992-94
23. 1100 Ron Riley, ASU, 1993-96
24. 1096 Steve Beck, ASU, 1984-87
25. 1089 Ron Lee, ORE, 1973-76
26. 1084 A.C. Green, OSU, 1982-85
27. 1079 Eldridge Recasner, WASH, 1987-90
28. 1072 Ronnie Coleman, USC, 1988-91
29. 1068 Brevin Knight, STAN, 1994-97
30. 1064 Kenny Fields, UCLA, 1981-84
31. 1057 Blair Rasmussen, ORE, 1982-85
32. 1055 Channing Frye, ARIZ, 2002-05
33. 1054 David Greenwood, UCLA, 1976-79
34. 1053 Kevin Johnson, CAL, 1984-87
35. 1050 Lew Alcindor, UCLA, 1967-69
36. 1042 Jason Gardner, ARIZ, 2000-03
37. 1037 Quincy Pondexter, WASH, 2007-10
38. 1033 Dion Cross, STAN, 1993-96
39. 1030 Casey Jacobsen, STAN, 2000-02
40. 1030 Stevin Smith, ASU, 1991-94
41. 1028 Ed O'Bannon, UCLA, 1993-95
42. 1026 Don Collins, WSU, 1977-80
43. 1023 Sean Lampley, CAL, 1998-2001
44. 1013 Charles O'Bannon, UCLA, 1994-97
45. 1011 Kimberly Belton, STAN, 1977-80
46. 1008 Toby Bailey, UCLA, 1995-98
47. 1002 Tracy Murray, UCLA, 1990-92

SCORING AVERAGE CONFERENCE GAMES (Min. 2 seasons)

1. 25.6 Lew Alcindor, UCLA, 1967-69
2. 24.2 Harold Miner, USC, 1990-92
3. 23.2 Terrell Brandon, ORE, 1990-91
4. 22.2 Claude Terry, STAN, 1970-72
5. 21.9 Stan Love, ORE, 1969-71
Don MacLean, UCLA, 1989-92
7. 21.3 Steve Hawes, WASH, 1970-72
8. 21.1 Ike Diogu, ASU, 2003-05
9. 20.9 Ed Gray, CAL, 1996-97
10. 20.5 Bill Walton, UCLA, 1972-74

3-POINT FIELD GOALS ALL GAMES

1. 345 Tajuan Porter, ORE, 2007-10
2. 342 Salim Stoudamire, ARIZ, 2002-05
3. 323 Stevin Smith, ASU, 1991-94
4. 318 Jason Gardner, ARIZ, 2000-03
5. 317 Jason Kapon, UCLA, 2000-03
6. 282 Orlando Williams, ORE, 1992-95
7. 272 Damon Stoudamire, ARIZ, 1992-95
8. 263 Ron Riley, ASU, 1993-96
9. 252 Jerome Randle, CAL, 2007-10
10. 250 Eddie House, ASU, 1997-2000

3-POINT FIELD GOAL ATTEMPTS ALL GAMES

1. 896 Tajuan Porter, ORE, 2007-10
2. 891 Stevin Smith, ASU, 1991-94
3. 875 Jason Gardner, ARIZ, 2000-03
4. 831 Ron Riley, ASU, 1993-96
5. 747 Salim Stoudamire, ARIZ, 2002-05
6. 718 Orlando Williams, ORE, 1992-95
7. 710 Jason Kapon, UCLA, 2000-03
8. 683 Eddie House, ASU, 1997-2000
9. 677 Damon Stoudamire, ARIZ, 1992-95
10. 629 Terik Brown, ORE, 1996-99

3-POINT FIELD GOAL PCT. ALL GAMES

(Min. 100 made and two seasons)

1. .477 Todd Lichti, STAN, 1986-89
(112-of-235)
2. .463 Terry Taylor, STAN, 1986-89
(156-of-337)
3. .458 Salim Stoudamire, ARIZ, 2002-05
(342-of-747)
4. .457 Isaac Fontaine, WSU, 1994-97
(208-of-455)
5. .446 Jason Kapon, UCLA, 2000-02
(317-of-710)
6. .440 Theo Robertson, CAL, 2006-10
(154-of-350)
7. .437 Dion Cross, STAN, 1993-1996
(241-of-551)
8. .435 Darren Collison, UCLA, 2006-09
(164-of-377)
9. .431 Chris Hernandez, STAN, 2002-06
(198-of-459)
10. .429 Kenny Amman, STAN, 1990-91
(105-of-245)

(Steve Kerr, ARIZ, redshirted during the first season of the three-pointer, 1986-87. In 1987-88, his senior year, he shot 57.3 percent (114-of-199) from that distance)

FREE THROWS ALL GAMES

1. 711 Don MacLean, UCLA, 1989-92
2. 671 Ike Diogu, ASU, 2003-05
3. 652 Adam Keefe, STAN, 1990-92
4. 625 Sean Elliott, ARIZ, 1986-89
5. 591 Brevin Knight, STAN, 1994-97
6. 584 Todd Lichti, STAN, 1986-89
7. 543 Mel Counts, OSU, 1962-64
8. 532 John Revelli, STAN, 1981-84
9. 516 Jason Gardner, ARIZ, 2000-03
10. 506 Luke Jackson, ORE, 2001-04

FREE THROW ATTEMPTS ALL GAMES

1. 886 Adam Keefe, STAN, 1989-92
2. 854 Ike Diogu, ASU, 2003-05
3. 827 Don MacLean, UCLA, 1989-92
4. 786 Sean Elliott, ARIZ, 1986-89
5. 741 Brevin Knight, STAN, 1994-97
6. 726 John Revelli, STAN, 1981-84
7. 702 J.R. Henderson, UCLA, 1995-98
8. 699 Lew Alcindor, UCLA, 1967-69
9. 695 Todd Lichti, STAN, 1986-89
10. 693 Mel Counts, OSU, 1962-64

FREE THROW PERCENTAGE ALL GAMES

(Min. 2 seasons/2 made per game)

1. .881 Jerome Randle, CAL, 2007-10
(393-of-446)
2. .880 Rod Foster, UCLA, 1980-83
(309-of-351)
3. .871 Tajuan Porter, ORE, 2007-10
(290-of-333)
4. .8699 Salim Stoudamire, ARIZ, 2002-05
(388-of-446)
5. .8691 Ryan Mendez, STAN, 1998-01
(186-of-214)
6. .868 Rob Closs, ORE, 1977-79
(145-of-167)
7. .86698 Arthur Lee, STAN, 1996-99
(365-of-421)
8. .86695 Curtis Allen, WASH, 2001-04
(202-of-233)
9. .862 Chris Stephens, OSU, 2003-06
(224-of-260)
10. .860 Don MacLean, UCLA, 1989-92
(711-of-827)

REBOUNDS ALL GAMES (750-REBOUND CLUB)

1. 1375 Mel Counts, OSU, 1962-64
2. 1370 Bill Walton, UCLA, 1972-74
3. 1367 Lew Alcindor, UCLA, 1967-69
4. 1283 Jon Brockman, WASH, 2006-09
5. 1119 Adam Keefe, STAN, 1989-92
6. 1114 Greg Ballard, ORE, 1974-77
7. 1081 Tim Young, STAN, 1995-99
8. 1067 Ron Riley, USC, 1970-72
9. 1051 Doug Smart, WASH, 1957-59
10. 1022 David Greenwood, UCLA, 1976-79
11. 1019 Bob McKeen, CAL, 1951-55
12. 1001 Trevor Wilson, UCLA, 1987-90
13. 997 Doug McClary, WASH, 1951-53
14. 995 Chris Welp, WASH, 1984-87
15. 992 Steve Puidokas, WSU, 1974-77
Don MacLean, UCLA, 1989-92
17. 975 Todd MacCulloch, WASH, 1996-99
975 Channing Frye, ARIZ, 2002-05
19. 971 Bob Houbregs, WASH, 1951-53
20. 955 Kimberly Belton, STAN, 1977-80
21. 945 Steve Hawes, WASH, 1970-72
22. 944 Rich Kelley, STAN, 1973-75
23. 942 Jeff Pendergraph, ASU, 2006-09
24. 940 Ansley Truitt, CAL, 1970-72
25. 927 Mark Hendrickson, WSU, 1993-96
26. 903 Maarty Leunen, ORE, 2005-08
27. 900 Willie Naulls, UCLA, 1954-56
28. 898 Brian Hendrick, CAL, 1990-93
29. 897 Marques Johnson, UCLA, 1974-77

30.	896	Dan Gadzuric, UCLA, 1999-2002
	896	Taj Gibson, USC, 2007-09
32.	894	Sidney Wicks, UCLA, 1969-71
33.	890	Chet Noe, ORE, 1950-53
34.	889	Sean Lampley, CAL, 1998-2001
35.	880	A.C. Green, OSU, 1982-85
36.	862	Doug True, CAL, 1977-80
37.	861	Anthony Cook, ARIZ, 1986-89
		Mark Madsen, STAN, 1997-2000
39.	860	Max Anderson, ORE, 1954-56
		Howard Wright, STAN, 1985-89
41.	846	Jim Loscutt, ORE, 1950-55
42.	844	Jim McKean, WSU, 1966-68
43.	839	Sam Clancy, USC, 1999-2002
44.	837	Ted Werner, WSU, 1963-65
45.	832	Bruno Boin, WASH, 1956-59
	832	Michael Wright, ARIZ, 1999-01
47.	831	John Rudometkin, USC, 1960-62
48.	828	Dave Gambie, OSU, 1956-58
49.	827	Charlie Sells, WSU, 1960-62
50.	822	Allen Young, USC, 1963-65
51.	821	Ronnie Coleman, USC, 1988-91
52.	820	Ed O'Bannon, UCLA, 1993-95
53.	818	Stan Love, ORE, 1968-71
		J.R. Henderson, UCLA, 1995-98
55.	817	A.J. Bramlett, ARIZ, 1996-99
56.	814	Dave Butler, CAL, 1983-87
57.	808	Sean Elliott, ARIZ, 1986-89
58.	806	Derrick Dowell, USC, 1984-87
59.	802	Ike Diogu, ASU, 2003-05
60.	798	John Revelli, STAN, 1980-84
61.	797	Charles O'Bannon, UCLA, 1994-97
62.	796	Curtis Rowe, UCLA, 1969-71
63.	792	James Edwards, WASH, 1974-77
64.	791	Dwight Morrison, Idaho, 1952-54
		Fred Slaughter, UCLA, 1962-64
66.	785	Steve Johnson, OSU, 1977-80
67.	784	Leonard Taylor, CAL, 1985-89
68.	775	Carlos Daniel, WSU, 1995-98
		L.R. Mbaha Moute, UCLA, 2006-08
70.	768	Roy Irvin, USC, 1953-55
		Ed Corell, WASH, 1961-63
72.	767	Wayne Carlander, USC, 1982-85
73.	763	Jaha Wilson, USC, 1994-97
	763	Jordan Hill, ARIZ, 2007-09
75.	755	Tom Dose, STAN, 1962-64
	755	David Bluthenthal, USC, 1999-2002
77.	757	Quincy Pondexter, WASH, 2007-10
78.	752	Detlef Schrempf, WASH, 1982-85
79.	751	Don Bragg, UCLA, 1952-55

REBOUNDING AVERAGE ALL GAMES

(Min. 2 seasons)

1.	15.7	Bill Walton, UCLA, 1972-74
2.	15.5	Lew Alcindor, UCLA, 1967-69
3.	15.4	Mel Counts, OSU, 1962-64
4.	14.8	Jim Loscutt, ORE, 1951-55
5.	14.6	Bob Peterson, ORE, 1951-52
6.	13.7	Ron Riley, USC, 1970-72
7.	13.5	Doug Smart, WASH, 1957-59
8.	13.1	Steve Hawes, WASH, 1970-72
9.	12.8	Swede Halbrook, OSU, 1954-55
		Bob Presley, CAL, 1968-69

REBOUNDS CONFERENCE GAMES

1.	724	Jon Brockman, WASH, 2006-09
2.	687	Bill Walton, UCLA, 1972-74
3.	676	Chris Welp, WASH, 1984-87
4.	646	Doug Smart, WASH, 1957-59
5.	627	Adam Keefe, STAN, 1989-92
6.	600	Lew Alcindor, UCLA, 1967-69
7.	597	Trevor Wilson, UCLA, 1987-90
8.	581	Don MacLean, UCLA, 1989-92
9.	569	Ron Riley, USC, 1970-72
10.	567	Kimberly Belton, STAN, 1977-80

REBOUNDING AVERAGE CONFERENCE GAMES

(Min. 2 seasons)

1.	16.4	Bill Walton, UCLA, 1972-74
2.	14.6	Lew Alcindor, UCLA, 1967-69
3.	14.2	Steve Hawes, WASH, 1970-72
4.	13.5	Ron Riley, USC, 1970-72
		Doug Smart, WASH, 1957-59
6.	13.1	Ted Werner, WSU, 1964-65
7.	12.9	Swede Halbrook, OSU, 1954-55
8.	12.4	Willie Naulls, UCLA, 1954-56
9.	12.1	Bob Presley, CAL, 1968-69
10.	11.9	Rich Kelley, STAN, 1973-75

ASSISTS ALL GAMES

(Min. 2 seasons)

1.	938	Gary Payton, OSU, 1987-90
2.	833	Pooh Richardson, UCLA, 1986-89
3.	810	Russell Brown, ARIZ, 1978-81
4.	780	Brevin Knight, STAN, 1994-97
5.	779	Brandon Granville, USC, 1999-2002
6.	670	Mustafa Shakur, ARIZ, 2004-07
7.	663	Damon Stoudamire, ARIZ, 1992-95
8.	652	Tyus Edney, UCLA, 1992-95
9.	636	Darrick Martin, UCLA, 1989-92
10.	622	Jason Gardner, ARIZ, 2000-03

STEALS ALL GAMES (Min. 2 seasons)

1.	321	Gary Payton, OSU, 1986-90
2.	298	Brevin Knight, STAN, 1994-97
3.	258	Eddie House, ASU, 1997-2000
4.	246	Stevin Smith, ASU, 1990-94
5.	245	Jason Terry, ARIZ, 1996-99
6.	238	Hassan Adams, ARIZ, 2003-06
7.	236	Lafayette Lever, ASU, 1979-82
8.	235	Earl Watson, UCLA, 1998-2001
9.	228	Brandon Granville, USC, 1999-2002
10.	225	Jason Gardner, ARIZ, 2000-03

BLOCKED SHOTS ALL GAMES

1.	278	Anthony Cook, ARIZ, 1986-89
2.	253	Taj Gibson, USC, 2007-09
3.	258	Channing Frye, ARIZ, 2002-05
4.	207	Michael Stewart, CAL, 1994-97
5.	195	Sam Clancy, USC, 1999-2002
6.	191	Mario Bennett, ASU, 1991-95
7.	188	Jelani McCoy, UCLA, 1996-98
8.	186	Chris Welp, WASH, 1984-87
	186	Loren Woods, ARIZ, 2000-01
10.	184	Dan Gadzuric, UCLA, 1999-2002

TRIPLE-DOUBLES (All points-rebounds-assists) (Since 1985)

1.	4	Jason Kidd, CAL vs. Md.-Baltimore County, Dec. 10, 1993 (17-11-11) vs. ARIZ, Jan. 13, 1994 (17-11-11) vs. STAN, Jan. 20, 1994 (15-10-18) vs. UCLA, Jan. 30, 1994 (18-14-12)
2.	3	Andre Iguodala, ARIZ vs. Texas, Dec. 9, 2003 (13-13-10) vs. Liberty, Dec. 28, 2003 (13-11- 11) vs. UCLA, Feb. 14, 2004 (14-11-10)
3.	2	Loren Woods, ARIZ vs. ORE, Feb. 3, 2000 (16-10-14)* vs. WASH, Jan. 12, 2001 (13-10-10)* Luke Jackson, ORE vs. WASH, Feb. 17, 2001 (14-11- 10) vs. Florida A&M, Dec. 20, 2002 (14-11- 10)
5.	1	Kevin Johnson, CAL vs. ARIZ, Jan. 22, 1987 (22-10-12) Gary Payton, OSU vs. Portland, Nov. 26, 1989 (20-14-11) Matt Muehlebach, ARIZ vs. USC, Mar. 9, 1990 (10-11-10) Chris Mills, ARIZ vs. Northern Arizona, Dec. 18, 1991 (19-10-10) Damon Stoudamire, ARIZ vs. ORE, Feb. 23, 1995 (32-12-14) Jelani McCoy, UCLA vs. Maryland, Dec. 9, 1995 (15-10- 11)* Toby Bailey, UCLA vs. Stephen F. Austin, Dec. 18, 1995 (23-10-10) Luke Walton, ARIZ vs. USC, Jan. 17, 2002 (27-11-10) Brook Lopez, STAN vs. USC, Jan. 25, 2007 (18-11-12)* Kyle Weaver, WSU vs. STAN, Jan. 13, 2007 (14-13-10) Daniel Hackett, USC vs. South Carolina, Nov. 17 (22-10-10)

* - Points-rebounds-blocks

Conference figures do not include Pac-10 Tournament games (1987-90, 2002-10)

MOST POINTS

ALL GAMES

1. 870 Lew Alcindor, UCLA, 1967
2. 848 Khalid Reeves, ARIZ, 1994
3. 846 Bob Houbregs, WASH, 1953
4. 789 Harold Miner, USC, 1992
5. 775 Mel Counts, OSU, 1964
6. 750 Reggie Miller, UCLA, 1986
7. 746 Gary Payton, OSU, 1990
8. 745 Terrell Brandon, ORE, 1991
9. 744 Gail Goodrich, UCLA, 1965
10. 743 Sean Elliott, ARIZ, 1988

HIGHEST SCORING AVERAGE

ALL GAMES

1. 29.0 Lew Alcindor, UCLA, 1967
2. 26.7 Mel Counts, OSU, 1964
3. 26.6 Terrell Brandon, ORE, 1991
4. 26.3 Harold Miner, USC, 1992
5. 26.2 Lew Alcindor, UCLA, 1968
6. 25.9 Reggie Miller, UCLA, 1986
7. 25.7 Gary Payton, OSU, 1990
8. 25.6 Bob Houbregs, WASH, 1953
9. 25.3 Adam Keefe, STAN, 1992
10. 25.2 John Block, USC, 1966

FRESHMAN SCORING AVERAGE

ALL GAMES

1. 21.1 Shareef Abdur-Rahim, CAL, 1996
2. 20.6 Harold Miner, USC, 1990
3. 20.7 O.J. Mayo, USC, 2008
4. 19.7 Jerryd Bayless, ARIZ, 2008
5. 19.0 Ike Diogu, ASU, 2003
6. 18.6 Don MacLean, UCLA, 1989
7. 18.4 Cliff Robinson, USC, 1978
8. 17.8 James Harden, ASU, 2008
9. 17.6 Tom Lewis, USC, 1986
10. 17.5 Kevin Love, UCLA, 2008

MOST FIELD GOALS

ALL GAMES

1. 346 Lew Alcindor, UCLA, 1967
2. 325 Bob Houbregs, WASH, 1953
3. 303 Lew Alcindor, UCLA, 1969
4. 294 Lew Alcindor, UCLA, 1968
5. 288 Gary Payton, OSU, 1990
6. 283 Byron Scott, ASU, 1983
7. 281 Chris Welp, WASH, 1987
8. 277 Gail Goodrich, UCLA, 1965
- 277 Bill Walton, UCLA, 1973
10. 276 Richard Washington, UCLA, 1976
- 276 Khalid Reeves, ARIZ, 1994

MOST FIELD GOAL ATTEMPTS

ALL GAMES

1. 626 Ron Tomsic, STAN, 1953
2. 623 Eddie House, ASU, 2000
3. 604 Bob Houbregs, WASH, 1953
4. 590 Ron Lee, ORE, 1975
5. 582 Willie Naulls, UCLA, 1956
6. 579 Mel Counts, OSU, 1964
7. 574 Mel Counts, OSU, 1963
8. 572 Khalid Reeves, ARIZ, 1994
9. 571 Gary Payton, OSU, 1990
- 571 Harold Miner, USC, 1992

HIGHEST FIELD GOAL PCT.

ALL GAMES (Min. 3.0 made per game)

1. .756 Jelani McCoy, UCLA, 1997
(152-of-201)
2. .746 Steve Johnson, OSU, 198
(235-of-315)
3. .710 Steve Johnson, OSU, 1980
(211-of-297)
4. .702 Mark McNamara, CAL, 1982
(231-of-329)
5. .676 Todd MacCulloch, WASH, 1997
(163-of-241)
- .676 Jelani McCoy, UCLA, 1996
(138-of-204)
7. .667 Lew Alcindor, UCLA, 1967
(346-of-519)
8. .66477 Eric Boateng, ASU, 2010
(117-of-176)
9. .66475 Bill Walton, UCLA, 1974
(232-of-349)
10. .662 Todd MacCulloch, WASH, 1999
(210-of-317)

MOST 3-POINT FIELD GOALS

ALL GAMES

1. 120 Salim Stoudamire, ARIZ, 2005
2. 114 Steve Kerr, ARIZ, 1988
3. 113 Stevin Smith, ASU, 1993
4. 112 Damon Stoudamire, ARIZ, 1995
5. 110 Tajuan Porter, ORE, 2007
6. 106 Jason Gardner, ARIZ, 2002
7. 98 Klay Thompson, WSU, 2011
8. 96 Stevin Smith, ASU, 1994
9. 94 Orlando Williams, ORE, 1995
10. 93 Phil Glenn, USC, 1993
- 93 Damon Stoudamire, ARIZ, 1994
- 93 Luke Ridnour, ORE, 2002
- 93 Rihards Kuksiks, ASU, 2009
- 93 Jeremy Green, STAN, 2010

MOST 3-POINT FIELD GOAL ATT.

ALL GAMES

1. 300 Stevin Smith, ASU, 1993
2. 276 Jason Gardner, ARIZ, 2002
3. 265 Damon Stoudamire, ARIZ, 1994
4. 260 Stevin Smith, ASU, 1994
5. 252 Tajuan Porter, ORE, 2007
6. 249 Desmon Farmer, USC, 2004
7. 246 Klay Thompson, WSU, 2011
8. 244 Jeremy Green, STAN, 2010
9. 243 Dwayne Hackett, USC, 1993
10. 241 Damon Stoudamire, ARIZ, 1995

HIGHEST 3-POINT FIELD GOAL PCT.

ALL GAMES (Min. 1.0 made per game)

1. .573 Steve Kerr, ARIZ, 1988
(114-of-199)
2. .568 Derrick Williams, ARIZ, 2011
(42-of-74)
3. .527 Grant Leep, WASH, 2002
(39-of-74)
4. .525 Darren Collison, UCLA, 2008
(53-of-101)
5. .517 Todd Lichti, STAN, 1988
(46-of-89)
6. .515 Michael Roll, UCLA, 2009
(51-of-99)
7. .514 Michael McDonald, STAN 2001
(56-of-109)
8. .513 Matt Anderson, ASU, 1989
(41-of-80)
9. .504 Salim Stoudamire, ARIZ, 2005
(120-of-238)
10. .500 Donald Watts, WASH, 1999
(32-of-64)
- .500 Tracy Murray, UCLA, 1992
(78-of-156)
- .500 Billy Dreher, CAL, 1991
(56-of-112)
- .500 Anthony Lever, ORE, 2002
(53-of-106)
- .500 Nick DeWitz, OSU, 2005
(34-of-68)

MOST FREE THROWS

ALL GAMES

1. 248 Ike Diogu, ASU, 2005
2. 247 Derrick Williams, ARIZ, 2011
3. 243 Ike Diogu, ASU, 2004
4. 237 Mel Counts, OSU, 1964
5. 232 Harold Miner, USC, 1992
6. 211 Khalid Reeves, ARIZ, 1994
7. 204 James Harden, ASU, 2009
8. 203 Adam Keefe, STAN, 1991
9. 202 Reggie Miller, UCLA, 1986
10. 201 John Green, UCLA, 1962

MOST FREE THROW ATTEMPTS

ALL GAMES

1. 331 Derrick Williams, ARIZ, 2011
2. 328 Swede Halbrook, OSU, 1954
3. 316 Mel Counts, OSU, 1964
4. 311 Ike Diogu, ASU, 2005
5. 298 Ike Diogu, ASU, 2004
6. 294 Milo McIvor, WSU, 1921
7. 286 Harold Miner, USC, 1992
8. 283 Larry Beck, WSU, 1956
9. 281 Dean Parsons, WASH, 1954
10. 274 Lew Alcindor, UCLA, 1967

HIGHEST FREE THROW PCT.

ALL GAMES (Min. 2.0 made per game)

- .950 Rod Foster, UCLA, 1982 (95-of-100)
- .933 Jerome Randle, CAL, 2010 (139-of-1490)
- .931 Ryan Mendez, STAN, 2001 (94-of-101)
- .923 Kevin Mixon, ORE, 1991 (60-of-65)
- .921 Don MacLean, UCLA, 1992 (197-of-214)
- .920 Dion Cross, STAN, 1996 (81-of-88)
- .918 Tajuan Porter, ORE, 2010 (56-of-61)
- .914 Chris Hernandez, STAN, 2004 (96-of-105)
- .910 Salim Stoudamire, ARIZ, 2005 (122-of-134)
- .909 Rod Foster, UCLA, 1981 (60-of-66)
Tajuan Porter, ORE, 2007 (80-of-88)

MOST ASSISTS

ALL GAMES

- 294 Ahlon Lewis, ASU, 1998
- 272 Jason Kidd, CAL, 1994
- 248 Brandon Granville, USC, 2000
- 247 Russell Brown, ARIZ, 1979
- 244 Gary Payton, OSU, 1989
- 236 Pooh Richardson, UCLA, 1989
- 235 Gary Payton, OSU, 1990
- 234 Brevin Knight, STAN, 1997
- 233 Marcell Capers, ASU, 1995
- 231 Reggie Geary, ARIZ, 1996

MOST STEALS

ALL GAMES

- 110 Jason Kidd, CAL, 1993
- 100 Gary Payton, OSU, 1990
- 94 Jeff Trepagnier, USC, 2000
- 91 Gary Payton, OSU, 1989
91 Lester Connor, OSU, 1982
- 89 Malcolm Armstead, ORE, 2011
- 85 Jared Cunningham, OSU, 2011
85 Jason Terry, ARIZ, 1997
- 84 Mike Bibby, ARIZ, 1998
- 83 Brevin Knight, STAN, 1997

MOST REBOUNDS

ALL GAMES

- 506 Bill Walton, UCLA, 1973
- 489 Mel Counts, OSU, 1964
- 485 Mel Counts, OSU, 1963
- 466 Lew Alcindor, UCLA, 1967
Bill Walton, UCLA, 1972
- 465 Bob Peterson, ORE, 1952
- 461 Lew Alcindor, UCLA, 1968
- 448 Jim Loscutoff, ORE, 1955
- 440 Lew Alcindor, UCLA, 1969
- 415 Kevin Love, UCLA, 2008

HIGHEST REBOUNING AVERAGE

ALL GAMES

- 17.2 Jim Loscutoff, ORE, 1955
- 16.9 Mel Counts, OSU, 1964
Bill Walton, UCLA, 1973
- 16.6 Bob Peterson, ORE, 1952
- 16.5 Lew Alcindor, UCLA, 1968
- 15.6 Mel Counts, OSU, 1963
- 15.5 Lew Alcindor, UCLA, 1967
Bill Walton, UCLA, 1972
- 15.3 Ron Riley, USC, 1971
- 14.8 Steve Hawes, WASH, 1971

BLOCKED SHOTS - ALL GAMES

- 115 Mario Bennett, ASU, 1995
- 113 Rodger Farrington, ASU, 1997
- 102 Jelani McCoy, UCLA, 1996
102 Loren Woods, ARIZ, 2000
- 100 Taj Gibson, USC, 2009
- 85 Channing Frye, ARIZ, 2005
- 84 Anthony Cook, ARIZ, 1989
84 Loren Woods, ARIZ, 2001
84 Taj Gibson, USC, 2008
- 83 Curtis Borchardt, STAN, 2002
83 Robin Lopez, STAN, 2008

PAC-12 MEN'S BASKETBALL – BEST SEASON PERFORMANCE (Conference games only)

MOST POINTS

CONFERENCE GAMES

- 500 Reggie Miller, UCLA, 1986
- 486 Terrell Brandon, ORE, 1991
- 484 Harold Miner, USC, 1992
- 463 Adam Keefe, STAN, 1992
- 454 Gary Payton, OSU, 1990
Lamond Murray, CAL, 1994
- 442 Don Collins, WSU, 1980
- 424 Harold Miner, USC, 1991
- 417 Khalid Reeves, ARIZ, 1994
- 416 Damon Stoudamire, ARIZ, 1995

HIGHEST SCORING AVERAGE

CONFERENCE GAMES

- 27.8 Reggie Miller, UCLA, 1986
- 27.5 Lew Alcindor, UCLA, 1968
John Block, USC, 1966
- 27.4 Lew Alcindor, UCLA, 1967
- 27.3 Stan Love, ORE, 1971
- 27.0 Terrell Brandon, ORE, 1991
- 26.9 Harold Miner, USC, 1992
- 26.1 Ed Gray, CAL, 1997
- 25.7 Adam Keefe, STAN, 1992
- 25.2 Gary Payton, OSU, 1990
25.2 Lamond Murray, CAL, 1994

MOST REBOUNDS

CONFERENCE GAMES

- 282 Jim Loscutoff, ORE, 1955
- 239 Bill Walton, UCLA, 1972
- 231 Willie Naulls, UCLA, 1956
- 229 Chet Noe, ORE, 1953
- 228 Bill Walton, UCLA, 1973
- 226 Doug Smart, WASH, 1959
226 Todd MacCulloch, WASH, 1999
- 224 Adam Keefe, STAN, 1992
- 223 Bob Peterson, ORE, 1952
- 223 Jon Brockman, WASH, 2009

HIGHEST REBOUNING AVERAGE

CONFERENCE GAMES

- 17.6 Jim Loscutoff, ORE, 1955
- 17.1 Bill Walton, UCLA, 1972
- 16.3 Lew Alcindor, UCLA, 1968
16.3 Bill Walton, UCLA, 1973
- 15.1 Steve Hawes, WASH, 1971
- 15.0 Ron Riley, USC, 1971
15.0 Ron Riley, USC, 1972
- 14.8 Steve Hawes, WASH, 1972
- 14.4 Willie Naulls, UCLA, 1956
- 14.4 Bill Walton, UCLA, 1974

SELECTED CATEGORIES

INDIVIDUAL

MOST POINTS - ALL GAMES

1. 61 Lew Alcindor, UCLA vs. WSU, Feb. 25, 1967
- 61 Eddie House, ASU vs. CAL, Jan. 8, 2000
3. 58 Gary Payton, OSU vs. USC, Feb. 22, 1990
4. 56 Lew Alcindor, UCLA vs. USC, Dec. 3, 1966
5. 50 Hank Luisetti, STAN vs. Duquesne, Jan. 1, 1938
6. 49 Bob Houbregs, WASH vs. Idaho, Jan. 10, 1953
Casey Jacobsen, STAN vs. ASU, Jan. 31, 2002
8. 48 Mel Counts, OSU vs. Louisiana State, Dec. 26, 1963
Gary Payton, OSU vs. Loyola Marymount, Dec. 19, 1989
Ed Gray, CAL vs. WSU, Feb. 22, 1997

Times 40 or more (multiple efforts only): Alcindor 6; House 4; Houbregs, Greg Ballard 3, Payton 3; John Block, Mel Counts, Gail Goodrich, Casey Jacobsen, Brian Quinnett, Reggie Miller, Damon Stoudamire, Klay Thompson 2

MOST POINTS - ALL GAMES (Freshman)

1. 41 Don MacLean, UCLA vs. North Texas State, Dec. 30, 1988

MOST POINTS - CONFERENCE GAME

1. 61 Lew Alcindor, UCLA vs. WSU, Feb. 25, 1967
- 61 Eddie House, ASU vs. CAL, Jan. 8, 2000
3. 58 Gary Payton, OSU vs. USC, Feb. 22, 1990
4. 49 Bob Houbregs, WASH vs. Idaho, Jan. 10, 1953
Casey Jacobsen, STAN vs. ASU, Jan. 31, 2002
6. 48 Ed Gray, CAL vs. WSU, Feb. 22, 1997
7. 45 John Block, USC vs. WASH, Feb. 11, 1966
Paul Williams, ASU vs. USC, Mar. 10, 1983
Damon Stoudamire, ARIZ vs. STAN, Jan. 14, 1995
10. 44 John Block, USC vs. ORE, Feb. 18, 1966
Lew Alcindor, UCLA vs. CAL, Jan. 12, 1968
Brian Quinnett, WSU vs. USC, Jan. 29, 1989
Jason Kapono, UCLA vs. WSU, Jan. 4, 2003

MOST POINTS - CONFERENCE GAME (Freshman)

1. 39 Cliff Robinson, USC vs. CAL, Feb. 2, 1978
Jerryd Bayless, ARIZ vs. ASU, Feb. 10, 2008

MOST REBOUNDS - ALL GAMES

1. 36 Swede Halbrook, OSU vs. Idaho, Feb. 15, 1955
2. 32 Swede Halbrook, OSU vs. Idaho, Feb. 14, 1955
Jim Loscuttoff, ORE vs. Brigham Young, Jan. 28, 1955
4. 30 Ed Corell, WASH vs. ORE, 1962 (date n/a)
5. 28 Steve Hawes, WASH vs. STAN, 1972 (date n/a)
Willie Naulls, UCLA vs. ASU, Jan. 28, 1956
Cliff Robinson, USC vs. Portland State, Jan. 20, 1978
David Bluthenthal, USC vs. ASU, Jan. 20, 2000
8. 27 Rich Kelley, STAN vs. Kentucky, Dec. 22, 1974
Jim McKean, WSU vs. West Virginia, Dec. 28, 1966
Bob Presley, CAL vs. St. Mary's, Dec. 6, 1967
Bill Walton, UCLA vs. Loyola (Chicago), Jan. 25, 1973
Bill Walton, UCLA vs. Maryland, Dec. 1, 1973

Times 25 or more: Halbrook 3; Presley, Walton 2

MOST REBOUNDS - CONFERENCE GAME

1. 36 Swede Halbrook, OSU vs. Idaho, Feb. 15, 1955
2. 32 Swede Halbrook, OSU vs. Idaho, Feb. 14, 1955
3. 28 Steve Hawes, WASH vs STAN, 1972
4. David Bluthenthal, USC vs. ASU, Jan. 20, 2000
5. 26 Dean Parsons, WASH vs. Idaho, 1955
6. 25 Bob Presley, CAL vs. OSU, Feb. 24, 1968
Ron Riley, USC vs. WSU, 1972
8. 24 Lew Alcindor, UCLA vs. WSU, Feb. 25, 1967
Ted Werner, WSU vs. UCLA, Feb. 13, 1965

MOST ASSISTS - ALL GAMES

1. 19 Russell Brown, ARIZ vs. Grand Canyon, Dec. 8, 1979
2. 18 Jason Kidd, CAL vs. STAN, Jan. 20, 1994
3. 17 Russell Brown, ARIZ vs. CAL, Feb. 2, 1979
4. 16 Rafael Stone, WASH vs. CAL, 1969-70
Ahlon Lewis, ASU vs. Northern Arizona, Dec. 3, 1997
Earl Watson, UCLA vs. Maryland, Mar. 18, 2000
Mitch Johnson, STAN vs. Marquette, Mar. 22, 2008
7. 15 Eight times. Last; Darren Collison, UCLA vs. ARIZ, Feb. 17, 2007

MOST ASSISTS - CONFERENCE GAME

1. 18 Jason Kidd, CAL vs. STAN, Jan. 20, 1994
2. 17 Russell Brown, ARIZ vs. CAL, Feb. 2, 1979
3. 16 Rafael Stone, WASH vs. CAL, 1970 (date n/a)
4. 15 Chester Dorsey, WASH vs. UCLA, 1975 (date n/a)
Gary Payton, OSU vs. ASU, Nov. 30, 1989
Donminic Ellison, WSU vs. CS Northridge, Jan. 25, 1995
Curtis Allen, WASH vs. ASU, Jan. 10, 2002
Darren Collison, UCLA vs. ARIZ, Feb. 17, 2007
9. 14 Six times. Last; Will Conroy, WASH vs. CAL, Mar. 3, 2005

MOST STEALS - ALL GAMES

1. 11 Tyus Edney, UCLA vs. George Mason, Dec. 22, 1994
2. 10 Brevin Knight, STAN vs. McNeese State, 1994
Jeff Trepagnier, USC vs. Utah State, Nov. 11, 1999
4. 9 Jason Hamilton, WASH vs. Eastern Wash., Nov. 28, 1995
Kenya Wilkins, ORE vs. Boise State, Dec. 20, 1996
Bennett Davison, ARIZ vs. STAN, Feb. 28, 1998
Darren Collison, UCLA vs. Long Beach State, Nov. 28, 2006
8. 8 14 times. Last; Jared Cunningham, OSU vs. WSU, Mar. 4, 2010

MOST BLOCKED SHOTS - ALL GAMES

1. 14 Loren Woods, ARIZ vs. ORE, Feb. 3, 2000
2. 12 Brook Lopez, STAN vs. USC, Jan. 25, 2007

TEAM

MOST POINTS - ALL GAMES

1. 149 UCLA vs. Loyola Marymount (98), Dec. 2, 1990
2. 134 UCLA vs. UC Irvine (101), Nov. 23, 1990
3. 133 UCLA vs. Louisiana State (84), Dec. 23, 1969
ARIZ vs. Duquesne (78), Nov. 27, 1987
5. 131 WSU vs. Prairie View A&M (89), Jan. 14, 1991
6. 130 WASH vs. Chico State (67), Dec. 1, 1992
7. 129 STAN vs. Yale (108), Dec. 6, 1986
8. 127 UCLA vs. Miami, Fla. (69), Dec. 12, 1969
CAL vs. Oklahoma City (67), Jan. 3, 1972
ARIZ vs. ASU (99), Jan. 15, 1998

MOST POINTS - CONFERENCE GAME

1. 127 ARIZ vs. ASU (99), Jan. 15, 1998
2. 121 UCLA vs. WSU (77), Jan. 4, 1964
ASU vs. WASH (90), Dec. 22, 1988
4. 120 UCLA vs. STAN (90), Feb. 27, 1970
UCLA vs. STAN (74), Feb. 26, 1976
6. 119 UCLA vs. ORE (78), Feb. 16, 1969
7. 118 UCLA vs. STAN (79), Jan. 14, 1972
8. 116 UCLA vs. STAN (78), Jan. 14, 1967
OSU vs. ARIZ (80), Jan. 13, 1979
STAN vs. UCLA (110), Dec. 23, 1987 (20T)
ARIZ vs. WASH (61), Dec. 20, 1988
ARIZ vs. ASU (80), Feb. 18, 1993

WINNING PERCENTAGE (Conference Games Only)

COACH, SCHOOL	YRS.	W-L	PCT
1. Gary Cunningham, UCLA (1978-79)	2	29-3	.906
2. Ben Cherrington, CAL (1917)	1	5-1	.833
3. Gene Bartow, UCLA (1976-77)	2	23-5	.821
4. John Wooden, UCLA (1949-75)	27	304-74	.810
5. Dean Walker, ORE (1919)	1	11-3	.786
6. Ernie Holbrook, USC (1943-44)	2	7-2	.778
7. Lute Olson, ARIZ (1983-07)	24	327-101	.764
8. Bob Evans, STAN (1919-20)	2	9-3	.750
9. Jim Rosborough, ARIZ (2001)	1	3-1	.750
10. Jim Harrick, UCLA (1989-96)	8	107-37	.743
11. Walter Powell, STAN (1921)	1	8-3	.727
12. Larry Farmer, UCLA (1982-84)	3	39-15	.722
13. Pete Newell, CAL (1955-60)	6	63-26	.708
14. Larry Brown, UCLA (1980-81)	2	25-11	.694
15. Ben Howland, UCLA (2004-)	8	97-46	.678
16. Sean Miller, ARIZ (2010-)	2	24-12	.667
Earl Wright, CAL (1920-24)	4	30-15	.667
18. Ralph Miller, OSU (1971-89)	19	204-106	.658
19. Tippy Dye, WASH (1951-59)	9	99-52	.656
20. Mike Montgomery, STAN/CAL (1986-04/09-)	21	247-131	.653
21. Walt Hazzard, UCLA (1985-88)	4	47-25	.653
22. Hec Edmundson, WASH (1921-47)	27	266-146	.646
23. Sam Barry, USC (1930-41, 1946-50)	17	137-76	.643
24. Ned Wulk, ASU (1978-82)	4	46-26	.639
25. Steve Lavin, UCLA (1997-03)	7	80-46	.635
26. Dave MacMillan, ID (1921-27)	6	36-21	.632
27. E.J. Stewart, OSU (1916)	1	5-3	.625
(n/a) Kilduff, CAL (1916)	1	5-3	.625
Trent Johnson, STAN (2005-08)	4	45-27	.625
30. Howard Hobson, ORE (1936-47)	11	108-77	.584
31. Tony Bennett, WSU (2007-09)	3	32-22	.593
32. Lorenzo Romar, WASH (2003-)	9	95-67	.586
33. Julie Bestos, USC (1942)	1	7-5	.583
34. Nibs Price, CAL (1925-54)	30	192-138	.582
35. Bob Boyd, USC (1967-79)	13	106-80	.570
36. Bob Hager, OSU (1923-28)	6	34-27	.557
37. Tim Floyd, USC (2006-09)	4	39-33	.542
38. Everett May, OSU (1917)	1	7-6	.538
39. Slats Gill, OSU (1929-64)	31	276-241	.534
40. John Bunn, STAN (1931-38)	8	52-46	.531
41. John Warren, ORE (1945-51)	5	44-39	.530
42. Art McLarney, WASH (1948-50)	3	27-25	.519
43. Ben Braun, CAL (1997-08)	12	110-106	.509
44. William Reinhart, ORE (1924-35)	12	80-80	.500
Andy Russo, WASH (1986-89)	4	36-36	.500
Bob Weinbauer, ASU (1983-85)	3	27-27	.500
Leo Calland, USC (1928-29)	2	10-10	.500
William Hollender, CAL (1919-20)	2	7-7	.500
49. Marv Harshman, WSU/WASH (1959-71/1972-85)	23	176-177	.499
50. Stan Morrison, USC (1980-86)	7	62-64	.492
51. Dick Harter, ORE (1972-78)	7	48-50	.490
52. Paul Valenti, OSU (1960-70)	6	41-43	.488
53. Kevin O'Neill, ARIZ/USC (2008/10-)	3	26-28	.481
54. Andy Kerr, STAN (1923-26)	4	12-13	.480
55. Bill Borchert, ORE (1952-56)	5	38-42	.475
56. Jack Friel, WSU (1929-58)	30	232-257	.474
Lou Campanelli, CAL (1986-92)	8	64-71	.474
58. Ernie Kent, ORE (1998-2010)	13	109-125	.466
59. Bill Frieder, ASU (1990-97)	8	67-77	.465
60. Henry Bibby, USC (1996-04)	9	71-82	.464
61. Howard Dallmar, STAN (1955-75)	21	132-160	.452
Tex Winter, WASH (1969-71)	3	19-23	.452
63. Everett Dean, STAN (1939-51)	11	60-73	.451
64. John Davidson, WASH (1916-17)	2	9-11	.450
65. Forrest Twogood, ID/USC (1937-41/1951-66)	21	135-168	.446
Don Newman, ASU (1998)	1	8-10	.444
68. George Raveling, WSU/USC (1973-83/1987-94)	19	140-178	.440
69. Charles Finley, ID (1948-54)	7	49-63	.438
70. Jim Anderson, OSU (1990-95)	6	47-61	.435
71. R.B. Rutherford, OSU (1921-22)	2	12-16	.429
72. Herb Sendek, ASU (2007-)	5	38-52	.422
Jerry Green, ORE (1993-97)	5	38-52	.422
74. Ken Bone, WSU (2010-)	2	15-21	.417
Claude Hunt, WASH (1919)	1	5-7	.417
Leonard Allison, WASH (1920)	1	5-7	.417
77. Jim Padgett, CAL (1969-72)	4	23-33	.411
78. Don Monson, ORE (1984-92)	9	66-96	.407
79. John Grayson, WASH (1960-63)	4	19-28	.404
80. Gene VanGent, STAN (1922)	1	4-6	.400
81. Bob Bender, WASH (1994-02)	9	63-97	.394
82. Dana Altman, ORE (2011-)	1	7-11	.389
Fred Snowden, ARIZ (1973-82)	4	28-44	.389
84. Sly Huntington, ORE (1920)	1	5-8	.385
85. Rob Evans, ASU (1999-06)	8	55-89	.382
86. Kelvin Sampson, WSU (1988-94)	7	48-78	.381
87. Fred Bohler, WSU (1909-26)	9	38-62	.380
88. Husky Hunt, STAN (1927-30)	4	12-20	.375
89. Rene Herrerias, CAL (1961-68)	8	40-67	.374
90. Craig Robinson, OSU (2009-)	3	20-34	.370
Johnny Dawkins, STAN (2009-)	3	20-34	.370
92. Wilbur Johns, UCLA (1940-48)	9	34-58	.370
93. Steve Patterson, ASU (1984-88)	4	23-41	.359
94. Harlan Hodges, ID (1955-59)	5	28-52	.350
95. Tom Davis, STAN (1982-86)	4	25-47	.347
96. Dick Edwards, CAL (1973-78)	6	29-55	.345
97. Kevin Eastman, WSU (1995-99)	5	31-59	.344
98. Mac Duckworth, WASH (1964-68)	5	24-47	.338
99. Dick Bennett, WSU (2004-06)	3	18-36	.333
Charlie Parker, USC (1995-96)	2	9-18	.333
Bill Hargiss, OSU (1919-20)	2	8-16	.333
Bobby Muth, USC (1944-45)	2	3-6	.333
103. Len Stevens, WSU (1984-87)	4	23-49	.319
Lynn Nance, WASH (1990-93)	4	22-47	.319
105. J.A. Brown, ID (1943-46)	4	21-46	.313
106. Robert Burnett, STAN (1952-54)	3	11-25	.306
107. Steve Belko, ORE (1957-71)	10	44-102	.301
108. Jim Haney, ORE (1979-83)	5	27-63	.300
109. Dick Kuchen, CAL (1979-85)	7	37-89	.294
110. George Bohler, ORE (1921-23)	3	10-26	.278
Jim Saia, USC (2005)	1	5-13	.278
112. Jay John, OSU (2003-08)	6	28-74	.275
113. Rick Fox, ID (1928-36)	9	35-97	.265
114. Todd Bozeman, CAL (1993-96)	4	14-40	.259
115. Bob Schermerhorn, ASU (1989)	1	2-6	.250
Bill Hunter, USC (1922)	1	1-3	.250
117. Eddie Payne, OSU (1995-00)	5	22-68	.244
118. Dick DiBiasi, STAN (1975-81)	7	27-87	.237
119. J.W. Stewart, MONT (1924-29)	6	12-41	.226
120. Ritchie McKay, OSU (2001-02)	2	8-28	.222
121. Caddy Works, UCLA (1922-39)	12	28-102	.215
122. Les Turner, USC (1923-27)	5	6-22	.214
Bob Greenwood, WSU (1972)	1	3-11	.214
124. Karl Schlademant, WSU (1927-28)	2	4-16	.200
125. George Dahlberg, MONT (1938)	1	3-17	.150
126. Paul Graham, WSU (2000-03)	4	9-63	.125
Guy Wicks, ID (1947)	2	4-28	.125
128. Ben Lindsey, ARIZ (1983)	1	1-17	.056
129. Russel Wilson, STAN (1918)	1	0-6	.000
Hugo Bezdek, ORE (1917)	1	0-8	.000
Kevin Mouton, OSU (2008)	1	0-12	.000

CAREER VICTORIES (Conference Games Only)

COACH, SCHOOL	YRS	W-L	PCT
1. Lute Olson, ARIZ (1983-07)	24	327-101	.764
2. John Wooden, UCLA (1949-75)	27	304-74	.810
3. Slats Gill, OSU (1929-1964)	31	276-241	.534
4. Hec Edmundson, WASH (1921-47)	27	266-146	.646
5. Mike Montgomery, STAN/CAL (1986-04/09-)	21	247-131	.653
6. Jack Friel, WSU (1929-58)	30	232-257	.474
7. Ralph Miller, OSU (1971-89)	19	204-106	.658
8. Nibs Price, CAL (1925-54)	30	192-138	.582
9. Marv Harshman, WSU/WASH (1959-71/1972-85)	23	176-177	.499
10. George Raveling, WSU/USC (1973-83/1987-94)	19	140-178	.440
11. Sam Barry, USC (1930-41, 1946-50)	17	137-76	.643
12. Forrest Twogood, ID/USC (1937-41/1951-66)	21	135-168	.446
13. Howard Dallmar, STAN (1955-75)	21	132-160	.452
14. Ben Braun, CAL (1997-08)	12	110-106	.509
15. Ernie Kent, ORE (1998-)	13	109-125	.466
16. Howard Hobson, ORE (1936-47)	11	108-77	.584
17. Jim Harrick, UCLA (1989-96)	8	107-37	.743
18. Bob Boyd, USC (1967-79)	13	106-80	.570
19. Tippy Dye, WASH (1951-59)	9	99-52	.656
20. Ben Howland, UCLA (2004-)	8	97-46	.678
21. Lorenzo Romar, WASH (2003-)	9	95-67	.586
22. Steve Lavin, UCLA (1997-03)	7	80-46	.641
William Reinhart, ORE (1924-35)	12	80-80	.500
24. Henry Bibby, USC (1996-05)	9	71-82	.464
Bill Frieder, ASU (1990-97)	8	67-77	.465
26. Don Monson, ORE (1984-92)	9	66-96	.407
27. Lou Campanelli, CAL (1986-92)	8	64-71	.474
28. Pete Newell, CAL (1955-60)	6	63-26	.708
Bob Bender, WASH (1994-02)	9	63-97	.394
30. Stan Morrison, USC (1980-86)	7	62-64	.492
31. Everett Dean, STAN (1939-51)	11	60-73	.451
32. Rob Evans, ASU (1999-06)	8	55-89	.382
33. John Bunn, STAN (1931-38)	8	52-46	.531
34. Charles Finley, ID (1948-54)	7	49-63	.438
35. Dick Harter, ORE (1972-78)	7	48-50	.490
Kelvin Sampson, WSU (1988-94)	7	48-78	.381
37. Walt Hazzard, UCLA (1985-88)	4	47-25	.653
Jim Anderson, OSU (1990-95)	6	47-61	.435
39. Ned Wulk, ASU (1958-82)	4	46-26	.639
40. Trent Johnson, STAN (2005-08)	4	45-27	.625
41. John Warren, ORE (1945-51)	5	44-39	.530
Steve Belko, ORE (1957-71)	10	44-102	.301
43. Paul Valenti, OSU (1965-70)	6	41-43	.488
44. Rene Herrerias, CAL (1961-68)	8	40-67	.374
45. Larry Farmer, UCLA (1982-84)	3	39-15	.722
46. Tim Floyd, USC (2006-09)	4	39-33	.542
47. Herb Sendek, ASU (2007-)	5	38-52	.422
Bill Borcher, ORE (1952-56)	5	38-42	.475
Jerry Green, ORE (1993-97)	5	38-52	.422
Fred Bohler, WSU (1909-26)	9	38-62	.380
51. Dick Kuchen, CAL (1979-85)	7	37-89	.294
52. Dave MacMillan, ID (1921-27)	6	36-21	.632
Andy Russo, WASH (1986-89)	4	36-36	.500
54. Rich Fox, ID (1928-36)	9	35-97	.265
55. Bob Hager, OSU (1923-28)	6	34-27	.557
Wilbur Johns, UCLA (1940-48)	9	34-58	.370
57. Tony Bennett, WSU (2007-09)	3	32-22	.593
58. Kevin Eastman, WSU (1995-99)	5	31-59	.344
59. Earl Wright, CAL (1921-24)	4	30-15	.667
60. Gary Cunningham, UCLA (1978-79)	2	29-3	.906
Dick Edwards, CAL (1973-78)	6	29-55	.345
62. Fred Snowden, ARIZ (1973-82)	4	28-44	.389
Harlan Hodges, ID (1955-59)	5	28-52	.350
Caddy Works, UCLA (1922-39)	12	28-102	.215
Jay John, OSU (2003-08)	5	28-74	.275
66. Art McLarney, WASH (1948-50)	3	27-25	.519
Bob Weinbauer, ASU (1983-85)	3	27-27	.500
Jim Haney, ORE (1979-1983)	5	27-63	.300
Dick DiBiasi, STAN (1975-81)	7	27-87	.237
70. Kevin O'Neill, ARIZ/USC (2008/10-)	3	26-28	.481
71. Larry Brown, UCLA (1980-81)	2	25-11	.694
Tom Davis, STAN (1982-86)	4	25-47	.347
73. Sean Miller, ARIZ (2010-)	2	24-12	.667
Mac Duckworth, WASH (1964-68)	5	24-47	.338
75. Gene Bartow, UCLA (1976-77)	2	23-5	.821
Jim Padgett, CAL (1969-72)	4	23-33	.411
Steve Patterson, ASU (1986-89)	4	23-41	.359
Len Stevens, WSU (1984-87)	4	23-49	.319
79. Lynn Nance, WASH (1990-93)	4	22-47	.319
Eddie Payne, OSU (1995-99)	5	22-68	.244
81. J.A. Brown, ID (1943-46)	4	21-46	.313
82. Craig Robinson, OSU (2009-)	3	20-34	.370
Johnny Dawkins, STAN (2009-)	3	20-34	.370
84. Tex Winter, WASH (1969-71)	3	19-23	.452
John Grayson, WASH (1960-63)	4	19-28	.404
86. Dick Bennett, WSU (2004-06)	3	18-36	.333
87. Ken Bone, WSU (2010-)	2	15-21	.417
88. Todd Bozeman, CAL (1993-96)	4	14-40	.259
89. Allen Kerr, STAN (1923-26)	4	12-13	.480
R.B. Rutherford, OSU (1921-22)	2	12-16	.429
Husky Hunt, STAN (1927-30)	4	12-20	.375
J.W. Stewart, MONT (1924-29)	6	12-41	.226
93. Dean Walker, ORE (1919)	1	11-3	.786
Robert Burnett, STAN (1952-54)	3	11-25	.306
95. Leo Calland, USC (1928-29)	2	10-10	.500
George Bohler, ORE (1921-23)	3	10-26	.278
97. Bob Evans, STAN (1919-20)	2	9-3	.750
John Davidson, WASH (1916-17)	2	9-11	.450
Charlie Parker, USC (1995-96)	2	9-18	.333
Paul Graham, WSU (2000-03)	4	9-63	.125
101. Walter Powell, STAN (1921)	1	8-3	.727
Don Newman, ASU (1998)	1	8-10	.444
Bill Hargiss, OSU (1919-1920)	2	8-16	.333
Ritchie McKay, OSU (2001-02)	2	8-28	.222
105. Dana Altman, ORE (2011-)	1	7-11	.389
Ernie Holbrook, USC (1943-44)	2	7-2	.778
Julie Bestos, USC (1942)	1	7-5	.583
Everett May, OSU (1917)	1	7-6	.538
William Hollender, CAL (1919-20)	2	7-7	.500
110. Les Turner, USC (1923-1927)	5	6-22	.214
111. Ben Cherrington, CAL (1917)	1	5-1	.833
(n/a) Kilduff, CAL (1916)	1	5-3	.625
E.J. Stewart, OSU (1916)	1	5-3	.625
Leonard Allison, WASH (1920)	1	5-7	.417
Claude Hunt, WASH (1919)	1	5-7	.417
Sly Huntington, ORE (1920)	1	5-8	.385
Jim Saia, USC (2005)	1	5-13	.278
118. Gene VanGent, STAN (1922)	1	4-6	.400
Karl Schlademan, WSU (1927-28)	2	4-16	.200
Guy Wicks, ID (1947)	2	4-28	.125
121. Jim Rosborough, ARIZ (2001)	1	3-1	.750
Bobby Muth, USC (1944-45)	2	3-6	.333
Bob Greenwood, WSU	1	3-11	.214
George Dahlberg, MONT (1938)	1	3-17	.150
125. Bob Schermerhorn, ASU (1989)	1	2-6	.250
126. Bill Hunter, USC (1922)	1	1-3	.250
Ben Lindsey, ARIZ (1983)	1	1-17	.056
128. Russell Wilson, STAN (1918)	1	0-6	.000
Hugo Bezdek, ORE (1917)	1	0-8	.000
Kevin Mouton, OSU (2008)	1	0-12	.000

Coaching records include all regular season and divisional and conference playoff games, but do not reflect forfeits.

Active coaches are **bold**.

1915-16

F Adolph Siebets, OSU
 F Jack Davidson, WASH
 C Dan Foster, CAL
 G P.A. Embury, CAL
 G Ira Mix, OSU

1916-17

F Adolph Siebets, OSU
 F Ivan Price, WSU
 C George Hjelte, CAL
 G Roy Bohler, WSU
 G Steve Staatz, WASH

1917-18

No Conference competition.

1918-19

F Ed Durno, ORE
 F McClellan Rockey, WSU
 C Henry Anderson, CAL
 G Hal Chapman, ORE
 G Irving Cook, WASH

1919-20

F Ed Durno, ORE
 F McClellan Rockey, WSU
 C C.E. Righter, STAN
 G Arthur Eggleston, CAL
 G Irving Cook, WASH

1920-21

F Ed Durno, ORE
 F C.E. Righter, STAN
 C Henry Sielk, WASH
 G Arthur Eggleston, CAL
 G Fred Adams, STAN

1921-22

F John Tait, CAL
 F Al Fox, IDA
 C Marshall Hjelte, OSU
 G Jimmy Bryan, WASH
 G Amory Gill, OSU

1922-23

F Al Fox, IDA
 F John Tait, CAL
 C Hugh Latham, ORE
 G Harold Telford, IDA
 G J.R. Crawford, WASH

1923-24

F Amory Gill, OSU
 F John Tait, CAL
 C Hugh Latham, ORE
 G Aubrey Kincaid, CAL
 G Dick Welts, WASH

1924-25

F Bob Hesketh, WASH
 F Harold Ridings, OSU
 C Bill Higgins, CAL
 G Carlos Steele, OSU
 G Algot Westergren, ORE

1925-26

F Albert Schuss, WASH
 F Jerry Gunther, ORE
 C Bill Higgins, CAL
 G George Dixon, CAL
 G Algot Westergren, ORE

1926-27

F Francis Watson, CAL
 F Morris Badgro, USC
 C Roy Okerberg, ORE
 G George Dixon, CAL
 G Algot Westergren, ORE

1927-28

F Monty Snider, WASH
 F Jesse Mortenson, USC
 C Jack Bruner, USC
 G Alfred James, WASH
 G Rufus Gregory, CAL

1928-29

F Vern Corbin, CAL
 F Frank McMillan, IDA
 C Harold McClary, WASH
 G Harlow Rotherth, STAN
 G Joel Coffield, CAL

1929-30

F Kent Pursel, CAL
 F Henry Swanson, WASH
 C Jesse Mortenson, USC
 G John Lehnert, USC
 G Art McLarney, WSU

1930-31

F Richard Linthicum, UCLA
 F Henry Swanson, WASH
 C Wilbur Caldwell, USC
 G Ralph Cairney, WASH
 G Joel Coffield, CAL

1931-32

F Joe Kintana, CAL
 F Jerry Nemer, USC
 C Huntley Gordon, WSU
 G Ralph Cairney, WASH
 G Carl Vendt, CAL

1932-33

F Jerry Nemer, USC
 F Hal Eifert, CAL
 C Ed Lewis, OSU
 G Julie Bescos, USC
 G Hal Lee, WASH

1933-34

F Bob Galer, WASH
 F Hal Eifert, CAL
 C Lee Guttero, USC
 G Hal Lee, WASH
 G Julie Bescos, USC

1934-35

F Jack Hupp, USC
 F Bob Galer, WASH
 C Lee Guttero, USC
 G George Hibbard, OSU
 G Bryan Moore, STAN

1935-36

F Hank Luisetti, STAN
 F Wally Palmberg, OSU
 C Ralph Bishop, WASH
 G Bob Egge, WASH
 G Eddie Oram, USC

1936-37

F Hank Luisetti, STAN
 F Ed Loverich, WASH
 C Ivar Nelson, WSU
 G Eddie Oram, USC
 G Bryan Moore, STAN

1937-38

F Hank Luisetti, STAN
 F Lauren Gale, ORE
 C Art Stoefen, STAN
 G Jack Calderwood, STAN
 G Wally Johansen, ORE

1938-39

F Lauren Gale, ORE
 F Ralph Vaughn, USC
 C Urgel Wintermute, ORE
 G George Ziegenfuss, WASH
 G Dale Sears, USC

1939-40

F Ralph Vaughn, USC
 F John Dick, ORE
 C Dale Sears, USC
 G Tom McGarvin, USC
 G Al Hunter, OSU

1940-41

F Vic Townsend, ORE
 F Don Burness, STAN
 C Paul Lindeman, WSU
 G Ray Sundquist, WSU
 G Jen Davidson, STAN

1941-42

F Bob Ormsby, USC
 F Ray Turner, IDA
 C John Mandic, OSU
 G Bill Cowden, STAN
 G Jim Pollard, STAN

1942-43

F Gale Bishop, WSU
 F Gene Rock, USC
 C Chuck Gilmur, WASH
 G Jim Seminoff, USC
 G Bill Morris, WASH

1943-44

North
 F Al Akins, WASH
 F Perry Nelson, WASH
 C Jack Nichols, WASH
 G Bill Morris, WASH
 G Bill Taylor, WASH

South

F Dick West, UCLA
 F John Higgins, CAL
 C Bob Howard, USC
 G Wayne Hooper, CAL
 G Bill Rankin, UCLA

1944-45

North
 F Dick Wilkins, ORE
 F Ephraim Rocha, OSU
 C Vince Hanson, WSU
 G Bob Hamilton, ORE
 G Bob Jorgenson, WASH

South

F Gus Mota, CAL
 F Bill Rankin, UCLA
 C Jack Nichols, USC
 G Bill Putnam, UCLA
 G Bob Graham, USC

1945-46

North

F Fred Quinn, IDA
 F Gale Bishop, WSU
 C Ephraim Rocha, OSU
 G Dick Wilkins, ORE
 G Norm Dalthorp, WASH

South

F Merv Lafaille, CAL
 F Andy Wolfe, CAL
 C Jack Nichols, USC
 G Chuck Clustka, UCLA
 G Bob Hogeboom, CAL

1946-47

North

F Bob Sheridan, WSU
 F Jack Nichols, WASH
 C Ephraim Rocha, OSU
 G Lew Beck, OSU
 G Stan Williamson, ORE

South

F Jack Rucker, CAL
 F Andy Wolfe, CAL
 C Don Barksdale, UCLA
 G Dave Minor, UCLA
 G John Higgins, STAN

1947-48

North

F Sammy White, WASH
 F Jack Nichols, WASH
 C Vince Hanson, WSU
 G Cliff Crandall, OSU
 G Preston Brimhall, IDA
 G Stan Williamson, ORE

South

F Chuck Hanger, CAL
 F John Stanich, UCLA
 F John Higgins, STAN
 C Alex Hannum, USC
 G Andy Wolfe, CAL
 G Dave Minor, UCLA

1948-49

North

F Ed Gayda, WSU
 F Sammy White, WASH
 C Roger Wiley, ORE
 G Cliff Crandall, OSU
 G Preston Brimhall, IDA

South

F Bill Sharman, USC
 F Alan Sawyer, UCLA
 C Bill Hagler, CAL
 G George Stanich, UCLA
 G Dave Davidson, STAN

1949-50

North

F Will Urban, ORE
 F Ed Gayda, WSU
 C Gene Conley, WSU
 G Lou Soriano, WASH
 G Bob Pritchett, IDA

South

- F Bill Sharman, USC
- F George Yardley, STAN
- C Carl Kraushaar, UCLA
- G George Stanich, UCLA
- G Bob Matheny, CAL

1950-51

North

- F Frank Guisness, WASH
- F Bob Peterson, ORE
- C Bob Houbregs, WASH
- G Bob Gambold, WSU
- G Bob Payne, OSU

South

- F Dick Ridgway, UCLA
- F Bill Hagler, CAL
- C Jim Ramstead, STAN
- G Tom Riach, USC
- G Eddie Sheldrake, UCLA

1951-52

North

- F Frank Guisness, WASH
- F Hartly Kruger, IDA
- C Bob Houbregs, WASH
- G Ken Hunt, ORE
- G Danny Johnston, OSU

South

- F Ron Tomsic, STAN
- F Ken Flower, USC
- C Bob McKeen, CAL
- G Jim Doan, CAL
- G Jim Walsh, STAN

1952-53

North

- F Chet Noe, ORE
- F Doug McClary, WASH
- C Bob Houbregs, WASH
- G Joe Cipriano, WASH
- G Ken Wegner, ORE

South

- F Ken Flower, USC
- F John Ricksen, CAL
- C Bob McKeen, CAL
- G Bob Matheny, CAL
- G Ron Tomsic, STAN

1953-54

North

- F Ron Bennink, WSU
- F Dean Parsons, WASH
- C Swede Halbrook, OSU
- G Cecil Holland, ORE
- G Bob Garrison, IDA

South

- F Roy Irvin, USC
- F Bob McKeen, CAL
- C Russ Lawler, STAN
- G Ron Livingston, UCLA
- G Don Bragg, UCLA

1954-55

North

- F Dean Parsons, WASH
- F Jim Loscutt, ORE
- C Swede Halbrook, OSU
- G Ron Bennink, WSU
- G Harlan Melton, IDA

South

- F John Moore, UCLA
- F Don Bragg, UCLA
- F Willie Nauils, UCLA
- C Bob McKeen, CAL
- G Ron Tomsic, STAN
- G Dick Welsh, USC

1955-56

- F Willie Nauils, UCLA
- F Larry Beck, WSU
- C Bruno Boin, WASH
- G Morris Taft, UCLA
- G George Selleck, STAN

1956-57

- F Larry Friend, CAL
- F Dave Gambee, OSU
- C Doug Smart, WASH
- G Larry Beck, WSU
- G Danny Rogers, USC

1957-58

- F Dave Gambee, OSU
- F Doug Smart, WASH
- C Don McIntosh, CAL
- G Charlie Franklin, ORE
- G Gary Simmons, IDA

1958-59

- F Doug Smart, WASH
- F John Werhas, USC
- C Walt Torrence, UCLA
- F Darrall Imhoff, CAL
- G Denny Fitzpatrick, CAL
- G Paul Neumann, STAN
- G Lee Harman, OSU

1959-60

- F Bill Hanson, So., WASH
- F Bill McClintock, Jr., CA
- C Darrall Imhoff, Sr., CAL
- G John Arrillaga, Sr., STAN
- G Earl Schultz, Jr., CAL

1960-61

- F Bill Hanson, Jr., WASH
- F Bill McClintock, Sr., CAL
- C John Rudometkin, Jr., USC
- G Gary Cunningham, Jr., UCLA
- G Chris Appel, Jr., USC

1961-62

- F John Windsor, Sr., STAN
- F John Rudometkin, Sr., USC
- C Bill Hanson, Sr., WASH
- G John Green, Sr., UCLA
- G Chris Appel, Sr., USC

1962-63

- F Gordon Martin, Sr., USC
- F Ed Correll, Sr., WASH
- C Tom Dose, Jr., STAN
- G Walt Hazzard, Jr., UCLA
- G Don Clemetson, Sr., STAN

1963-64

- F Jack Hirsch, Sr., UCLA
- F Allen Young, Jr., USC
- C Tom Dose, Sr., STAN
- G Gail Goodrich, Jr., UCLA
- G Walt Hazzard, Sr., UCLA

1964-65

- F Keith Erickson, Sr., UCLA
- F Bob Bedell, Jr., STAN
- C John Block, Jr., USC
- G Gail Goodrich, Sr., UCLA
- G Jim Jarvis, Sr., OSU

1965-66

- F Charlie White, Sr., OSU
- F Mike Lynn, Jr., UCLA
- C John Block, Sr., USC
- G Jim Barnett, Sr., ORE
- G Art Harris, So., STAN

1966-67

- F Jim McKean, Jr., WSU
- F Bill Hewitt, Jr., USC
- C Lew Alcindor, So., UCLA
- G Russ Critchfield, Jr., CAL
- G Lucius Allen, So., UCLA

1967-68

- F Bill Hewitt, Sr., USC
- F Jim McKean, Sr., WSU
- C Lew Alcindor, Jr., UCLA
- G Russ Critchfield, Sr., CAL
- G Mike Warren, Sr., UCLA

1968-69

- F Curtis Rowe, So., UCLA
- F Ted Wierman, Sr., WSU
- C Lew Alcindor, Sr., UCLA
- G Mack Calvin, Sr., USC
- G Charlie Johnson, So., CAL

1969-70

- F Sidney Wicks, Jr., UCLA
- F George Irvine, Sr., WASH
- C Stan Love, Jr., ORE
- G Rick Erickson, Sr., WSU
- G Paul Westphal, So., USC

1970-71

- F Sidney Wicks, Sr., UCLA
- F Curtis Rowe, Sr., UCLA
- C Stan Love, Sr., ORE
- G Paul Westphal, So., USC
- G Phil Chenier, Jr., CAL

1971-72

- F Ansley Truitt, Sr., CAL
- F Ron Riley, Sr., USC
- C Steve Hawes, Sr., WASH
- C Bill Walton, So., UCLA
- G Freddie Boyd, Sr., OSU
- G Claude Terry, Sr., STAN

1972-73

- F Keith Wilkes, Jr., UCLA
- C Rich Kelley, So., STAN
- C Bill Walton, Jr., UCLA
- G Ron Lee, Fr., ORE
- G Louie Nelson, Sr., WASH

1973-74

- F Keith Wilkes, Sr., UCLA
- C Bill Walton, Sr., UCLA
- C Rich Kelley, Jr., STAN
- G Ron Lee, So., ORE
- G Dan Anderson, Sr., USC

1974-75

- F Dave Meyers, Sr., UCLA
- F Lonnie Shelton, So., OSU
- C Rich Kelley, Sr., STAN
- G Gus Williams, Sr., USC
- G Ron Lee, Jr., ORE

1975-76

- F Marques Johnson, Jr., UCLA
- F Greg Ballard, Jr., ORE
- F Richard Washington, Jr., UCLA
- C James Edwards, Jr., WASH
- G *Ron Lee, Sr., ORE

1976-77

- F *Marques Johnson, Sr., UCLA
- F Greg Ballard, Sr., ORE
- F David Greenwood, So., UCLA
- C James Edwards, Sr., WASH
- G Mike Bratz, Sr., STAN
- G Rocky Smith, Sr., OSU

1977-78

First Team

- F *David Greenwood, Jr., UCLA
- F Rickey Lee, Sr., OSU
- C Cliff Robinson, Fr., USC
- G Raymond Townsend, Sr., UCLA
- G Roy Hamilton, Jr., UCLA

Second Team

- F Kimberly Belton, So., STAN
- F Donald Collins, So., WSU
- C James Donaldson, Jr., WSU
- G Gene Ransom, Jr., CAL
- G Don Carfino, So., USC

1978-79

First Team

- F *David Greenwood, Sr., UCLA
- C Steve Johnson, So., OSU
- C Cliff Robinson, So., USC
- C Larry Demic, Sr., ARIZ
- G Brad Holland, Sr., UCLA
- G Roy Hamilton, Sr., UCLA

Second Team

- F Don Collins, Jr., WSU
- G Joe Nehls, Jr., ARIZ
- G Wolfe Perry, Sr., STAN
- F Kimberly Belton, Jr., STAN
- F Purvis Miller, So., USC
- F Kiki Vandeweghe, Jr., UCLA

1979-80

- F *Don Collins, Sr., WSU
- F Kurt Nimphius, Sr., ASU
- F Kiki Vandeweghe, Sr., UCLA
- F Kimberly Belton, Sr., STAN
- F Doug True, Sr., CAL
- C Steve Johnson, Jr., OSU
- G Ray Blume, Jr., OSU
- G Don Carfino, Sr., USC
- G Bryan Rison, Sr., WSU
- G Joe Nehls, Sr., ARIZ

1980-81

- F Ron Davis, Sr., ARIZ
- F Mike Sanders, Jr., UCLA
- F Andra Griffin, Sr., WASH
- F Sam Williams, Sr., ASU
- F Maurice Williams, Jr., USC
- C *Steve Johnson, Sr., OSU
- C Alton Lister, Sr., ASU
- G Ray Blume, Sr., OSU
- G Rod Foster, So., UCLA
- G Mark Radford, Sr., OSU
- G Lafayette Lever, Jr., ASU

1981-82

F Kenny Fields, So., UCLA
 F Mike Sanders, Sr., UCLA
 F Dan Caldwell, Sr., WASH
 F Maurice Williams, Sr., USC
 C Mark McNamara, Sr., CAL
 C Charlie Sitton, So., OSU
 C John Revelli, So., STAN
 G *Lester Conner, Sr., OSU
 G Dwight Anderson, Sr., USC
 G Lafayette Lever, Sr., ASU

1982-83

F *Kenny Fields, Jr., UCLA
 F Steve Harriel, Sr., WSU
 F A.C. Green, So., OSU
 F Paul Williams, Sr., ASU
 C Charlie Sitton, Jr., OSU
 C Blair Rasmussen, So., ORE
 G Byron Scott, Jr., ASU
 G Rod Foster, Sr., UCLA
 G Jacque Hill, Sr., USC
 G Keith Jones, Jr., STAN

1983-84

F *A.C. Green, Jr., OSU
 F Detlef Schrempf, Jr., WASH
 F Charlie Sitton, Sr., OSU
 F Kenny Fields, Sr., UCLA
 F Wayne Carlander, Jr., USC
 C Blair Rasmussen, Jr., ORE
 C Pete Williams, Jr., ARIZ
 G Keith Jones, Sr., STAN
 G Chris Beasley, Sr., ASU
 G Ralph Jackson, Sr., UCLA

1984-85

F *Wayne Carlander, Sr., USC
 F A.C. Green, Sr., OSU
 F Detlef Schrempf, Sr., WASH
 F Eddie Smith, Sr., ARIZ
 C Pete Williams, Sr., ARIZ
 C Blair Rasmussen, Sr., ORE
 C Chris Welp, So., WASH
 G Nigel Miguel, Sr., UCLA
 G Keith Morrison, Jr., WSU

1985-86

F Derrick Dowell, Jr., USC
 F Paul Fortier, Sr., WASH
 F Reggie Miller, Jr., UCLA
 C Jerry Adams, Sr., ORE
 C Jose Ortiz, Jr., OSU
 C *Chris Welp, Jr., WASH
 G Kevin Johnson, Jr., CAL
 G Steve Kerr, Jr., ARIZ
 G Todd Lichti, Fr., STAN
 G Keith Morrison, Sr., WSU

1986-87

F Derrick Dowell, Sr., USC
 F Sean Elliott, So., ARIZ
 F Todd Lichti, So., STAN
 F Reggie Miller, Sr., UCLA
 F Phil Zevenbergen, Sr., WASH
 C *Jose Ortiz, Sr., OSU
 C Chris Welp, Sr., WASH
 G Steve Beck, Sr., ASU
 G Kevin Johnson, Sr., CAL
 G Pooh Richardson, So., UCLA
 G Anthony Taylor, Jr., ORE

1987-88

F Anthony Cook, Jr., ARIZ
 F *Sean Elliott, Jr., ARIZ
 F Trevor Wilson, So., UCLA
 F Howard Wright, Jr., STAN
 G Steve Kerr, Sr., ARIZ
 G Todd Lichti, Jr., STAN
 G Gary Payton, So., OSU
 G Eldridge Recasner, So., WASH
 G Pooh Richardson, Jr., UCLA
 G Anthony Taylor, Sr., ORE

1988-89

F Anthony Cook, Sr., ARIZ
 F Trent Edwards, Sr., ASU
 F *Sean Elliott, Sr., ARIZ
 F Trevor Wilson, Jr., UCLA
 F Howard Wright, Sr., STAN
 C Leonard Taylor, Sr., CAL
 G Todd Lichti, Sr., STAN
 G Gary Payton, Jr., OSU
 G Eldridge Recasner, Jr., WASH
 G Pooh Richardson, Sr., UCLA

1989-90

F Jud Buechler, Sr., ARIZ
 F Brian Hendrick, Fr., CAL
 F Adam Keefe, So., STAN
 F Don MacLean, So., UCLA
 F Trevor Wilson, Sr., UCLA
 G *Gary Payton, Sr., OSU
 G Terrell Brandon, So., ORE
 G Harold Miner, Fr., USC
 G Eldridge Recasner, Sr., WASH
 G Keith Smith, Sr., CAL

1990-91

F Teo Alibegovic, Sr., OSU
 F Don MacLean, Jr., UCLA
 F Tracy Murray, So., UCLA
 F Brian Williams, Jr., ARIZ
 C Isaac Austin, Sr., ASU
 C Ronnie Coleman, Sr., USC
 C Brian Hendrick, So., CAL
 C Adam Keefe, Jr., STAN
 G *Terrell Brandon, Jr., ORE
 G Harold Miner, So., USC

1991-92

F Brian Hendrick, Jr., CAL
 F Adam Keefe, Sr., STAN
 F Don MacLean, Sr., UCLA
 F Chris Mills, Jr., ARIZ
 F Tracy Murray, Jr., UCLA
 C Scott Haskin, Jr., OSU
 C Sean Rooks, Sr., ARIZ
 G Duane Cooper, Sr., USC
 G Terrence Lewis, Sr., WSU
 G *Harold Miner, Jr., USC

1992-93

F *Chris Mills, Sr., ARIZ
 F Lamond Murray, So., CAL
 F Ed O'Bannon, So., UCLA
 C Scott Haskin, Sr., OSU
 C Rich Manning, Sr., WASH
 G Tyus Edney, So., UCLA
 G Jason Kidd, Fr., CAL
 G Bennie Seltzer, Sr., WSU
 G Stevin Smith, Jr., ASU
 G Damon Stoudamire, So., ARIZ

1993-94

F Mario Bennett, So., ASU
 F Lamond Murray, Jr., CAL
 F Ed O'Bannon, Jr., UCLA
 F Lorenzo Orr, Jr., USC
 G Tyus Edney, Jr., UCLA
 G *Jason Kidd, So., CAL
 G Khalid Reeves, Sr., ARIZ
 G Stevin Smith, Sr., ASU
 G Damon Stoudamire, Jr., ARIZ
 G Orlando Williams, Jr., ORE

1994-95

F Brent Barry, Sr., OSU
 F Mario Bennett, Sr., ASU
 G Dion Cross, Jr., STAN
 G Tyus Edney, Sr., UCLA
 F Mark Hendrickson, Jr., WSU
 G Brevin Knight, So., STAN
 F *Ed O'Bannon, Sr., UCLA
 F Ray Owes, Sr., ARIZ
 G *Damon Stoudamire, Sr., ARIZ
 G Orlando Williams, Sr., ORE

1995-96

F *Shareef Abdur-Rahim, Fr., CAL
 G Toby Bailey, So., UCLA
 G Dion Cross, Sr., STAN
 F Ben Davis, Sr., ARIZ
 G Isaac Fontaine, Jr., WSU
 G Reggie Geary, Sr., ARIZ
 F J.R. Henderson, So., UCLA
 F Mark Hendrickson, Sr., WSU
 G Brevin Knight, Jr., STAN
 F Charles O'Bannon, Jr., UCLA
 F Mark Sanford, So., WASH

1996-97

G Toby Bailey, Jr., UCLA
 G Stais Boseman, Sr., USC
 F Michael Dickerson, Jr., ARIZ
 G Isaac Fontaine, Sr., WSU
 G *Ed Gray, Sr., CAL
 G Brevin Knight, Sr., STAN
 C Jelani McCoy, So., UCLA
 F Charles O'Bannon, Sr., UCLA
 F Mark Sanford, Jr., WASH
 G Jeremy Veal, Jr., ASU
 G Kenya Wilkins, Sr., ORE

1997-98

G Toby Bailey, Sr., UCLA
 G *Mike Bibby, So., ARIZ
 F Carlos Daniel, Sr., WSU
 F Michael Dickerson, Sr., ARIZ
 F J.R. Henderson, Sr., UCLA
 C Todd MacCulloch, Jr., WASH
 G Miles Simon, Sr., ARIZ
 G Jeremy Veal, Sr., ASU
 G Kris Weems, Jr., STAN
 C Tim Young, Jr., STAN

1998-99

F Mike Batiste, Sr., ASU
 F A.J. Bramlett, Sr., ARIZ
 G Baron Davis, So., UCLA
 G Eddie House, Jr., ASU
 F Bobby Lazor, Sr., ASU
 G Arthur Lee, Sr., STAN
 C Todd MacCulloch, Sr., WASH
 F Mark Madson, Jr., STAN
 G Deaundra Tanner, So., OSU
 G *Jason Terry, Sr., ARIZ

1999-00

G Jason Gardner, Fr., ARIZ
 G *Eddie House, Sr., ASU
 F Casey Jacobsen, Fr., STAN
 F Jason Kapono, Fr., UCLA
 F Sean Lampley, Jr., CAL
 F Mark Madsen, Sr., STAN
 F Brian Scalabrine, Jr., USC
 G Alex Scales, Sr., ORE
 C Loren Woods, Jr., ARIZ
 F Michael Wright, So., ARIZ

2000-01

G Gilbert Arenas, So., ARIZ
 F Bryan Bracey, Sr., ORE
 F Sam Clancy, Jr., USC
 F Jarron Collins, Sr., STAN
 C Jason Collins, Jr., STAN
 G/F Casey Jacobsen, So., STAN
 F Jason Kapono, Sr., UCLA
 F *Sean Lampley, Sr., CAL
 G Earl Watson, Sr., UCLA
 F Michael Wright, Jr., ARIZ

2001-02

C Curtis Borchardt, Jr., STAN
 F *Sam Clancy, Sr., USC
 G Jason Gardner, Jr., ARIZ
 G/F Casey Jacobsen, Jr., STAN
 G Frederick Jones, Sr., ORE
 F Jason Kapono, Jr., UCLA
 F/C Chad Prewitt, Sr., ASU
 G Luke Ridnour, So., ORE
 F Luke Walton, Jr., ARIZ
 F Doug Wrenn, So., WASH

2002-03

G Julius Barnes, Sr., STAN
 C Ike Diogu, Fr., ASU
 G Jason Gardner, Sr., ARIZ
 F Luke Jackson, Jr., ORE
 F Jason Kapono, Sr., UCLA
 F Philip Ricci, Sr., OSU
 G *Luke Ridnour, Jr., ORE
 F Joe Shipp, Sr., CAL
 F Amit Tamir, So., CAL
 F Luke Walton, Sr., ARIZ

2003-04

G/F *Josh Childress, Jr., STAN
 F/C Ike Diogu, So., ASU
 G Desmon Farmer, Sr., USC
 C Channing Frye, Jr., ARIZ
 G Chris Hernandez, So., STAN
 F Andre Iguodala, So., ARIZ
 F Luke Jackson, Sr., ORE
 F David Lucas, Jr., OSU
 F Leon Powe, Fr., CAL
 G Nate Robinson, So., WASH

2004-05

F/C *Ike Diogu, Jr., ASU
 C Channing Frye, Sr., ARIZ
 G Dan Grunfeld, Jr., STAN
 G Chris Hernandez, Jr., STAN
 G Thomas Kelati, Sr., WSU
 F David Lucas, Sr., OSU
 G Nate Robinson, Jr., WASH
 G Tre Simmons, Sr., WASH
 G Salim Stoudamire, Sr., ARIZ
 G/F Dijon Thompson, Sr., UCLA

2005-06

- G Hassan Adams, Sr., ARIZ
- G Arron Afflalo, So., UCLA
- G Jordan Farmar, So, UCLA
- F Matt Haryasz, Sr., STAN
- G Chris Hernandez, Sr., STAN
- F Leon Powe, So., CAL
- G Gabe Pruitt, So., USC
- G *Brandon Roy, Sr., WASH
- G Ayinde Ubaka, Jr., CAL
- G/F Nick Young, So., USC

2006-07

- G *Arron Afflalo, Jr., UCLA
- F Jon Brockman, So., WASH
- G Aaron Brooks, Sr., ORE
- G Darren Collison, So., UCLA
- F Lawrence Hill, So., STAN
- G Derrick Low, Jr., WSU
- G Kyle Weaver, Jr., WSU
- F Marcus Williams, So., ARIZ
- G/F Nick Young, Jr., USC

2007-08

First Team

- F Ryan Anderson, So., CAL
- G James Harden, Fr., ASU
- F Brook Lopez, So., STAN
- C *Kevin Love, Fr., UCLA
- G O.J. Mayo, Fr., USC

Second Team

- G Jerryd Bayless, Fr., ARIZ
- F Jon Brockman, Jr., WASH
- G Darren Collison, Jr., UCLA
- F Maarty Leunen, Sr., ORE
- G Kyle Weaver, Sr., WSU

Third Team

- F Chase Budinger, So., ARIZ
- F Taj Gibson, So., USC
- G Derrick Low, Sr., WSU
- F Jeff Pendergraph, Jr., ASU
- G Russell Westbrook, So., UCLA

2008-09

First Team

- F Jon Brockman, Sr., WASH
- F Chase Budinger, Jr., ARIZ
- G Patrick Christopher, Jr., CAL
- G Darren Collison, Sr., UCLA
- G Justin Dentmon, Sr., WASH
- G *James Harden, So., ASU
- F Jordan Hill, Jr., ARIZ
- F Jeff Pendergraph, Sr., ASU
- G Jerome Randle, Jr., CAL
- G Taylor Rochestie, Sr., WSU

Second Team

- F Taj Gibson, Jr., USC
- G Daniel Hackett, Jr., USC
- G/F Josh Shipp, Sr., UCLA
- G Isaiah Thomas, Fr., WASH
- G Nic Wise, Jr., ARIZ

2009-10

First Team

- G Ty Abbott, Jr., ASU
- G Patrick Christopher, Sr., CAL
- F Landry Fields, Sr., STAN
- F Quincy Pondexter, Sr., WASH
- G *Jerome Randle, Sr., CAL
- G Michael Roll, Sr., UCLA
- G Isaiah Thomas, So., WASH
- G Klay Thompson, So., WSU
- F Derrick Williams, Fr., ARIZ
- G Nic Wise, Sr., ARIZ

Second Team

- F Jamal Boykin, Sr., CAL
- G Jeremy Green, So., STAN
- G Calvin Haynes, Jr., OSU
- F Theo Robertson, Sr., CAL
- F Nikola Vucevic, So., USC

2010-11

First Team

- F Matthew Bryan-Amaning, Sr., WASH
- G Jeremy Green, Jr., STAN
- G Jorge Gutierrez, Jr., CAL
- F Tyler Honeycutt, So, UCLA
- G Malcolm Lee, Jr., UCLA
- F Reeves Nelson, So., UCLA
- G Isaiah Thomas, Jr., WASH
- G Klay Thompson, Jr., WSU
- F Nikola Vucevic, Jr., USC
- F *Derrick Williams, So., ARIZ

Second Team

- F DeAngelo Casto, Jr., WSU
- F Joevan Catron, Sr., ORE
- G Jared Cunningham, So., OSU
- F Harper Kamp, Jr., CAL
- G Trent Lockett, So., ASU

* - Denotes Player of the Year

ALL-CONFERENCE SELECTIONS BY SCHOOL (Total selections)

1. UCLA..... 113
2. WASH..... 89
3. CAL 84
4. USC..... 80
5. STAN 76
6. ORE..... 61
7. OSU..... 60
8. ARIZ..... 51
9. WSU 46
10. ASU..... 29
11. IDA..... 13
12. MONT..... 0

ARIZONA (37)

G Hassan Adams ('06)
 G Gilbert Arenas ('01)
 G Jerryd Bayless ('08)
 G Mike Bibby ('98)
 F A.J. Bramlett ('99)
 F Chase Budinger ('08, '09)
 F Jud Buechler ('90)
 F Anthony Cook ('88, '89)
 F Ben Davis ('96)
 F Ron Davis ('81)
 C Larry Demic ('79)
 F Michael Dickerson ('97)
 F Sean Elliott ('87, '88, '89)
 C Channing Frye ('04, '05)
 G Jason Gardner ('00, '02, '03)
 G Reggie Geary ('96)
 F Jordan Hill ('09)
 F Andre Iguodala ('04)
 G Steve Kerr ('86, '88)
 F Chris Mills ('92, '93)
 G Joe Nehls ('80)
 F Ray Owes ('95)
 G Khalid Reeves ('94)
 C Sean Rooks ('92)
 G Miles Simon ('98)
 F Eddie Smith ('85)
 G Damon Stoudamire ('93, '94, '95)
 G Salim Stoudamire ('05)
 G Jason Terry ('99)
 F Luke Walton ('02, '03)
 F Brian Williams ('91)
 F Derrick Williams ('10, '11)
 C Pete Williams ('84, '85)
 F Marcus Williams ('07)
 G Nic Wise ('09, '10)
 C Loren Woods ('00)
 F Michael Wright ('00, '01)

ARIZONA STATE (22)

G Ty Abbott ('10)
 C Isaac Austin ('91)
 F Mike Batiste ('99)
 G Chris Beasley ('84)
 G Steve Beck ('87)
 F Mario Bennett ('94, '95)
 F Ike Diogu ('03, '04, '05)
 F Trent Edwards ('89)
 G James Harden ('08, '09)
 G Eddie House ('99, '00)
 F Bobby Lazor ('99)
 G Lafayette Lever ('81, '82)
 C Alton Lister ('81)
 G Trent Locker ('11)
 F Kurt Nimphius ('80)
 F Jeff Pendergraph ('08, '09)
 F/C Chad Prewitt ('02)
 G Byron Scott ('83)
 G Stevin Smith ('93, '94)
 F Paul Williams ('83)
 F Sam Williams ('81)
 G Jeremy Veal ('97, '98)

CALIFORNIA (59)

C Henry Anderson ('19)
 F Ryan Anderson ('08)
 F Jamal Boykin ('10)
 G Phil Chenier ('71)
 G Patrick Christopher ('09, '10)
 G Joel Coffield ('29, '31)
 F Vern Corbin ('29)
 G Russ Critchfield ('67, '68)
 G George Dixon ('26, '27)
 G Arthur Eggleston ('20, '21)
 F Hal Eifert ('33, '34)

G P.A. Embury ('16)
 G Denny Fitzpatrick ('59)
 C Dan Foster ('16)
 F Larry Friend ('57)
 G Ed Gray ('97)
 G Rufus Gregory ('28)
 G Jorge Gutierrez ('11)
 C Bill Hagler ('49, '51)
 F Chuck Hanger ('48)
 F Brian Hendrick ('90, '91, '92)
 C Bill Higgins ('25, '26)
 F John Higgins ('44)
 G Bob Hogeboom ('46)
 G Wayne Hooper ('44)
 C Darrall Imhoff ('59, '60)
 G Charlie Johnson ('69)
 G Kevin Johnson ('86, '87)
 F Harper Kamp ('11)
 G Jason Kidd ('93, '94)
 G Aubrey Kincaid ('24)
 F Joe Kintana ('32)
 F Merv Lafaille ('46)
 F Sean Lampley ('00, '01)
 G Bob Matheny ('50, '53)
 F Bill McClintock ('60, '61)
 C Don McIntosh ('58)
 C Bob McKeen ('53, '54, '55)
 C Mark McNamara ('82)
 F Gus Mota ('45)
 F Lamond Murray ('93, '94)
 F Leon Powe ('04, '06)
 F Kent Pursel ('30)
 G Jerome Randle ('09, '10)
 G John Ricksen ('53)
 G Theo Robertson ('10)
 F Jack Rocker ('47)
 F Joe Ship ('03)
 F John Talt ('22, '23, '24)
 C Leonard Taylor ('89)
 F Doug True ('80)
 F Ansley Truitt ('71)
 G Earl Schultz ('60)
 G Keith Smith ('90)
 F Amit Tamir ('03)
 G Ayinde Ubaka ('06)
 G Carl Vendt ('32)
 F Francis Watson ('27)
 F Andy Wolfe ('46, '47, '48)

OREGON (41)

C Jerry Adams ('86)
 F Greg Ballard ('76, '77)
 G Jim Barnett ('66)
 F Bryan Bracey ('01)
 G Terrell Brandon ('90, '91)
 G Aaron Brooks ('07)
 F Joevan Catron ('11)
 G Hal Chapman ('19)
 F John Dick ('40)
 F Ed Durno ('19, '20, '21)
 G Charlie Franklin ('58)
 F Lauren Gale ('38, '39)
 F Jerry Gunther ('26)
 G Bob Hamilton ('45)
 G Cecil Holland ('54)
 G Ken Hunt ('52)
 F Luke Jackson ('03, '04)
 G Wally Johansen ('38)
 G Frederick Jones ('02)
 C Hugh Latham ('23, '24)
 G Ron Lee ('73, '74, '75, '76)
 F Maarty Leunen ('08)
 F Jim Loscutoff ('55)
 C Stan Love ('70, '71)
 F Chet Noe ('53)

C Roy Okerberg ('27)
 F Bob Peterson ('51)
 C Blair Rasmussen ('83, '84, '85)
 G Luke Ridnour ('02, '03)
 G Anthony Taylor ('87, '88)
 G Alex Scales ('00)
 G Vic Townsend ('41)
 F Will Urban ('50)
 G Ken Wegner ('53)
 G Algot Westergren ('25, '26, '27)
 C Roger Wiley ('49)
 G Dick Wilkins ('45, '46)
 G Kenya Wilkins ('97)
 G Orlando Williams ('94, '95)
 G Stan Williamson ('47, '48)
 C Urgel Wintermute ('39)

OREGON STATE (42)

F Teo Alibegovic ('91)
 F Brent Barry ('95)
 G Lew Beck ('47)
 G Ray Blume ('80, '81)
 G Freddie Boyd ('72)
 G Lester Conner ('82)
 G Cliff Crandall ('48, '49)
 G Jared Cunningham ('11)
 F Dave Gambee ('57, '58)
 G Amory Gill ('22, '24)
 F A.C. Green ('83, '84, '85)
 C Swede Halbrook ('54, '55)
 G Lee Harman ('59)
 C Scott Haskin ('92, '93)
 G Calvin Haynes ('10)
 G George Hibbard ('35)
 C Marshall Hjelte ('22)
 G Al Hunter ('40)
 G Jim Jarvis ('65)
 C Steve Johnson ('79, '80, '81)
 G Danny Johnston ('52)
 F Rickey Lee ('78)
 C Ed Lewis ('33)
 F David Lucas ('04, '05)
 C John Mandic ('42)
 G Ira Mix ('16)
 C Jose Ortiz ('86, '87)
 F Wally Palmberg ('36)
 G Bob Payne ('51)
 G Gary Payton ('88, '89, '90)
 G Mark Radford ('81)
 C Philip Ricci ('03)
 F Harold Ridings ('25)
 F Ephraim Rocha ('45, '46, '47)
 F Lonnie Shelton ('75)
 F Adolph Siebets ('16, '17)
 C Charlie Sitton ('82, '83, '84)
 G Rocky Smith ('77)
 G Carlos Steele ('25)
 G Deaundra Tanner ('99)
 F Charlie White ('66)

STANFORD (53)

G Fred Adams ('21)
 G John Arrillaga ('60)
 G Julius Barnes ('03)
 F Bob Bedell ('65)
 F Kimberly Belton ('80)
 C Curtis Borchardt ('02)
 F Don Burness ('41)
 G Mike Bratz ('77)
 G Jack Calderwood ('38)
 G/F Josh Childress ('04)
 G Don Clemetson ('63)
 F Jarron Collins ('01)
 C Jason Collins ('01)
 G Bill Cowden ('42)

G Dion Cross ('95, '96)
 G Dave Davidson ('49)
 G Jen Davidson ('41)
 C Tom Dose ('63, '64)
 F Landry Fields ('10)
 G Jeremy Green ('10, '11)
 G Dan Grunfeld ('05)
 G Art Harris ('66)
 F Matt Haryasz ('06)
 G Chris Hernandez ('04, '05, '06)
 G John Higgins ('47, '48)
 F Lawrence Hill ('07)
 F Casey Jacobsen ('00, '01, '02)
 G Keith Jones ('83, '84)
 F Adam Keefe ('90, '91, '92)
 C Rich Kelley ('73, '74, '75)
 G Brevin Knight ('95, '96, '97)
 C Russ Lawler ('54)
 G Arthur Lee ('99)
 G Todd Lichti ('86, '87, '88, '89)
 F Brook Lopez ('08)
 F Hank Luisetti ('36, '37, '38)
 F Mark Madsen ('99, '00)
 G Bryan Moore ('35, '37)
 G Paul Neumann ('59)
 G Jim Pollard ('42)
 C Jim Ramstead ('51)
 C John Revelli ('82)
 C C.E. Righter ('20, '21)
 G Harlow Rother ('29)
 G George Selleck ('55)
 C Art Stoefen ('38)
 G Claude Terry ('72)
 G Ron Tomsic ('53, '55)
 G Kris Weems ('98)
 F John Windsor ('62)
 F Howard Wright ('88, '89)
 F George Yardley ('80)
 C Tim Young ('98)

UCLA (73)

G Arron Afflalo ('06, '07)
 C Lew Alcindor ('67, '68, '69)
 G Lucius Allen ('67)
 G Toby Bailey ('96, '97, '98)
 C Don Barksdale ('47)
 G Don Bragg ('54, '55)
 G Chuck Clustka ('46)
 G Darren Collison ('07, '08, '09)
 G Gary Cunningham ('61)
 G Baron Davis ('99)
 G Tyrus Edney ('93, '94, '95)
 F Keith Erickson ('65)
 G Jordan Farmer ('06)
 F Kenny Fields ('82, '83, '84)
 G Rod Foster ('81, '83)
 G Gail Goodrich ('64, '65)
 G John Green ('62)
 F David Greenwood ('77, '78, '79)
 G Roy Hamilton ('78, '79)
 G Walt Hazzard ('63, '64)
 F J.R. Henderson ('96, '98)
 F Jack Hirsch ('64)
 G Brad Holland ('79)
 F Tyler Honeycutt ('11)
 G Ralph Jackson ('84)
 F Marques Johnson ('76, '77)
 F Jason Kapono ('00, '01, '02, '03)
 C Carl Kraushaar ('50)
 G Malcolm Lee ('11)
 F Richard Linthicum ('31)
 G Ron Livingston ('54)
 C Kevin Love ('08)
 F Mike Lynn ('66)
 F Don MacLean ('90, '91, '92)

C Jelani McCoy ('97)
 F Dave Meyers ('75)
 G Nigel Miguel ('85)
 F Reggie Miller ('86, '87)
 G Dave Minor ('47, '48)
 F John Moore ('55)
 F Tracy Murray ('91, '92)
 F Reeves Nelson ('11)
 F Willie Naulls ('55, '56)
 F Charles O'Bannon ('96, '97)
 F Ed O'Bannon ('93, '94, '95)
 G Bill Putnam ('45)
 G Bill Rankin ('44, '45)
 G Pooh Richardson ('87, '88, '89)
 F Dick Ridgway ('51)
 G Michael Roll ('10)
 F Curtis Rowe ('69, '71)
 F Mike Sanders ('81, '82)
 F Alan Sawyer ('49)
 G Eddie Sheldrake ('51)
 G/F Josh Shipp ('09)
 G George Stanich ('49, '50)
 F John Stanich ('48)
 G Morris Taft ('56)
 G/F Dijon Thompson ('05)
 G Walt Torrence ('59)
 G Raymond Townsend ('78)
 F Kiki Vandeweghe ('80)
 C Bill Walton ('72, '73, '74)
 G Mike Warren ('68)
 F Richard Washington ('76)
 G Earl Watson ('01)
 F Dick West ('44)
 G Russell Westbrook ('08)
 F Sidney Wicks ('70, '71)
 F Keith Wilkes ('73, '74)
 F Trevor Wilson ('88, '89, '90)

USC (59)

G Dan Anderson ('74)
 G Dwight Anderson ('82)
 G Chris Appel ('61, '62)
 F Morris Badgro ('27)
 G Julie Bescos ('33, '34)
 C John Block ('65, '66)
 G Stais Boseman ('97)
 C Jack Bruner ('28)
 C Wilbur Caldwell ('31)
 G Mack Calvin ('69)
 G Don Carfino ('80)
 F Wayne Carlander ('84, '85)
 F Sam Clancy ('01, '02)
 C Ronnie Coleman ('91)
 G Duane Cooper ('92)
 F Derrick Dowell ('86, '87)
 G Desmon Farmer ('04)
 F Ken Flower ('53)
 F Taj Gibson ('08, '09)
 G Bob Graham ('45)
 C Lee Guttero ('34, '35)
 G Daniel Hackett ('09)
 C Alex Hannum ('48)
 F Bill Hewitt ('67, '68)
 G Jacque Hill ('83)
 C Bob Howard ('44)
 F Jack Hupp ('35)
 F Roy Irvin ('54)
 G John Lehnert ('30)
 F Gordon Martin ('63)
 G O.J. Mayo ('08)
 G Tom McGarvin ('40)
 G Harold Miner ('90, '91, '92)
 F Jesse Mortenson ('28, '30)
 F Jerry Nemer ('32, '33)
 C Jack Nichols ('45, '46)

G Eddie Oram ('36, '37)
 F Bob Ormsby ('42)
 F Lorenzo Orr ('94)
 G Gabe Pruitt ('06)
 G Tom Riach ('51)
 F Ron Riley ('72)
 C Cliff Robinson ('78, '79)
 F Gene Rock ('43)
 G Danny Rogers ('57)
 C John Rudometkin ('61, '62)
 F Brian Scalabrine ('00)
 G Dale Sears ('39, '40)
 G Jim Seminoff ('43)
 F Bill Sharman ('49, '50)
 F Ralph Vaughn ('39, '40)
 F Nikola Vucevic ('10, '11)
 G Dick Welh ('55)
 F John Werhas ('59)
 G Paul Westphal ('70, '71)
 G Gus Williams ('75)
 F Maurice Williams ('81, '82)
 F Allen Young ('64)
 G/F Nick Young ('06, '07)

WASHINGTON (62)

F Al Akins ('44)
 C Ralph Bishop ('36)
 C Bruno Boin ('56)
 F Jon Brockman ('07, '08, '09)
 G Jimmy Bryan ('22)
 F Matthew Bryan-Amaning ('11)
 G Ralph Cairney ('31, '32)
 F Dan Caldwell ('82)
 G Joe Cipriano ('53)
 G Irving Cook ('19, '20)
 F Ed Correll ('63)
 G J.R. Crawford ('23)
 G Norm Dalthorp ('46)
 F Jack Davidson ('16)
 G Justin Dentmon ('09)
 C James Edwards ('76, '77)
 G Bob Egge ('36)
 F Paul Fortier ('86)
 F Bob Galer ('34, '35)
 C Chuck Gilmur ('43)
 F Andra Griffin ('81)
 F Frank Guisness ('51, '52)
 F Bill Hanson ('60, '61, '62)
 F Steve Hawes ('72)
 F Bob Hesketh ('25)
 C Bob Houbregs ('51, '52, '53)
 F George Irvine ('70)
 G Alfred James ('28)
 G Bob Jorgenson ('45)
 G Hal Lee ('33, '34)
 F Ed Loverich ('37)
 C Todd MacCulloch ('98, '99)
 C Rich Manning ('93)
 F Doug McClary ('53)
 C Harold McClary ('29)
 G Bill Morris ('43, '44)
 G Louie Nelson ('73)
 F Perry Nelson ('44)
 C Jack Nichols ('44, '47, '48)
 F Dean Parsons ('54, '55)
 F Quincy Pondexter ('10)
 G Eldridge Recasner ('88, '89, '90)
 G Nate Robinson ('04, '05)
 G Brandon Roy ('06)
 F Mark Sanford ('96, '97)
 F Detleg Schrempf ('84, '85)
 F Albert Schuss ('26)
 C Henry Sielk ('21)
 G Tre Simmons ('05)
 C Doug Smart ('57, '58, '59)

F Monty Snider ('28)
 G Lou Soriano ('50)
 G Steve Staatz ('17)
 F Henry Swanson ('30, '31)
 G Bill Taylor ('44)
 G Isaiah Thomas ('09, '10, '11)
 C Chris Welp ('85, '86, '87)
 G Dick Welts ('24)
 F Sammy White ('48, '49)
 F Doug Wrenn ('02)
 F Phil Zevenbergen ('87)
 G George Ziegenfuss ('39)

WASHINGTON STATE (34)

F Larry Beck ('56, '57)
 F Ron Bennink ('54, '55)
 F Gale Bishop ('43, '46)
 G Roy Bohler ('17)
 F DeAngelo Casto ('11)
 F Don Collins ('80)
 C Gene Conley ('50)
 F Carlos Daniel ('98)
 G Rick Erickson ('70)
 G Isaac Fontaine ('96, '97)
 C Bob Gambold ('51)
 F Ed Gayda ('49, '50)
 C Huntley Gordon ('32)
 C Vince Hanson ('45, '48)
 F Steve Harriel ('83)
 F Mark Hendrickson ('95, '96)
 G Terrence Lewis ('92)
 C Paul Lindeman ('41)
 G Derrick Low ('07, '08)
 G Thomas Kelati ('05)
 F Jim McKean ('67, '68)
 G Art McLarney ('30)
 G Keith Morrison ('85, '86)
 C Ivar Nelson ('37)
 F Ivan Price ('17)
 G Bryan Rison ('80)
 G Taylor Rochestie ('09)
 F McClellan Rockey ('19, '20)
 G Bennie Seltzer ('93)
 F Bob Sheridan ('47)
 G Ray Sundquist ('41)
 G Klay Thompson ('10, '11)
 G Kyle Weaver ('07, '08)
 F Ted Wierman ('69)

IDAHO (11)

G Preston Brimhall ('48, '49)
 F Al Fox ('22, '23)
 G Bob Garrison ('54)
 F Hartly Kruger ('52)
 F Frank McMillan ('29)
 G Harlan Melton ('55)
 G Bob Pritchett ('50)
 F Fred Quinn ('46)
 G Gary Simmons ('58)
 G Harold Telford ('23)
 F Ray Turner ('42)

MONTANA (0)

(None)

**FOUR-TIME
ALL-CONFERENCE
SELECTIONS**

Jason Kapono, UCLA ('00, '01, '02, '03)
 Ron Lee, ORE ('73, '74, '75, '76)
 Todd Lichti, STAN ('86, '87, '88, '89)
 Bob McKeen, CAL ('52, '53, '54, '55)

**THREE-TIME
ALL-CONFERENCE
SELECTIONS**

Lew Alcindor, UCLA ('67, '68, '69)
 Toby Bailey, UCLA ('96, '97, '98)
 Kimberly Belton, STAN ('78, '79, '80)
 Jon Brockman, WASH ('07, '08, '09)
 Don Collins, WSU ('78, '79, '80)
 Darren Collison, UCLA ('07, '08, '09)
 Ike Diogu, ASU ('03, '04, '05)
 Ed Durno, ORE ('19, '20, '21)
 Tyus Edney, UCLA ('93, '94, '95)
 Sean Elliott, ARIZ ('87, '88, '89)
 Kenny Fields, UCLA ('82, '83, '84)
 Jason Gardner, ARIZ ('00, '02, '03)
 A.C. Green, OSU ('83, '84, '85)
 David Greenwood, UCLA ('77, '78, '79)
 Brian Hendrick, CAL ('90, '91, '92)
 Chris Hernandez, STAN ('04, '05, '06)
 Bob Houbregs, WASH ('51, '52, '53)
 Casey Jacobsen, STAN ('00, '01, '02)
 Steve Johnson, OSU ('79, '80, '81)
 Adam Keefe, STAN ('90, '91, '92)
 Rich Kelley, STAN ('73, '74, '75)
 Brevin Knight, STAN ('95, '96, '97)
 Hank Luisetti, STAN ('36, '37, '38)
 Don MacLean, UCLA ('90, '91, '92)
 Harold Miner, USC ('90, '91, '92)
 Jack Nichols, WASH ('44, '47, '48)
 Ed O'Bannon, UCLA ('93, '94, '95)
 Gary Payton, OSU ('88, '89, '90)
 Blair Rasmussen, ORE ('83, '84, '85)
 Ephraim Rocha, OSU ('45, '46, '47)
 Charlie Sitton, OSU ('82, '83, '84)
 Doug Smart, WASH ('57, '58, '59)
 Damon Stoudamire, ARIZ ('93, '94, '95)
 John Talt, CAL ('22, '23, '24)
 Isaiah Thomas, WASH ('09, '10, '11)
 Bill Walton, UCLA ('72, '73, '74)
 Chris Welp, WASH ('85, '86, '87)
 Algot Westergren, ORE ('25, '26, '27)
 Andy Wolfe, CAL ('46, '47, '48)

1983-84

F Steve Beck, ASU
 F Derrick Dowell, USC
 C *Chris Welp, WASH
 G Chris Washington, CAL
 G Michael Tait, ARIZ
 G Kevin Johnson, CAL

1984-85

F *Leonard Taylor, CAL
 F Chris Sandle, ASU
 F Craig Jackson, UCLA
 G Anthony Taylor, ORE
 G Eric Knox, OSU

1985-86

F *Sean Elliott, ARIZ
 F Tom Lewis, USC
 G *Pooh Richardson, UCLA
 G Todd Lichti, STAN
 G Bo Kimble, USC

1986-87

F Bob Erbst, USC
 F Trevor Wilson, UCLA
 G *Gary Payton, OSU
 G Eldridge Recasner, WASH
 G Bryant Walton, CAL

1987-88

F *Ronnie Coleman, USC
 F Mike Hayward, WASH
 G Will Brantley, OSU
 G Ryan Drew, CAL
 G Gerald Madkins, UCLA

1988-89

F Adam Keefe, STAN
 F *Don MacLean, UCLA
 C Sean Rooks, ARIZ
 G Darrick Martin, UCLA
 G Matt Othick, ARIZ

1989-90

F Brian Hendrick, CAL
 F Tracy Murray, UCLA
 C Ed Stokes, ARIZ
 G *Harold Miner, USC
 G Bennie Seltzer, WSU

1990-91

F *Jamal Faulkner, ASU
 G Dwayne Fontana, ASU
 G Jordy Lyden, ORE
 G Khalid Reeves, ARIZ
 G Shon Tarver, UCLA

1991-92

F Mario Bennett, ASU
 F Lamond Murray, CAL
 F *Mark Pope, WASH
 G Tyus Edney, UCLA
 G Damon Stoudamire, ARIZ

1992-93

F Mark Hendrickson, WSU
 G Dion Cross, STAN
 G Burt Harris, USC
 G *Jason Kidd, CAL
 G Ron Riley, ASU

1993-94

F Charles O'Bannon, UCLA
 C Michael Stewart, CAL
 G Isaac Fontaine, WSU
 G *Brevin Knight, STAN
 G Kenya Wilkins, ORE

1994-95

G Toby Bailey, UCLA
 F *Tremaine Fowlkes, CAL
 F J.R. Henderson, UCLA
 F Mark Sanford, WASH
 C Tim Young, STAN

1995-96

F *Shareef Abdur-Rahim, CAL
 G Terik Brown, ORE
 C Todd MacCulloch, WASH
 C Jelani McCoy, UCLA
 F Mark Seaton, STAN

1996-97

F Corey Benjamin, OSU
 G *Mike Bibby, ARIZ
 G Carson Cunningham, OSU
 G Eddie House, ASU
 G Blake Pengelly, WSU

1997-98

F Jarron Collins, STAN
 G *Baron Davis, UCLA
 F Sean Lampley, CAL
 G Deaundra Tanner, OSU
 G Earl Watson, UCLA

1998-99

G Senque Carey, WASH
 C Dan Gadzuric, UCLA
 F Richard Jefferson, ARIZ
 F JaRon Rush, UCLA
 F *Michael Wright, ARIZ

1999-00

G Gilbert Arenas, ARIZ
 G Jason Gardner, ARIZ
 F Brian Jackson, OSU
 G *Casey Jacobsen, STAN
 F *Jason Kapono, UCLA

2000-01

G Curtis Allen, WASH
 F T.J. Cummings, UCLA
 F Luke Jackson, ORE
 G Marcus Moore, WSU
 G *Luke Ridnour, ORE

2001-02

G Errick Craven, USC
 C Channing Frye, ARIZ
 C Jamal Sampson, CAL
 G *Salim Stoudamire, ARIZ
 C/F Amit Tamir, CAL

2002-03

G Hassan Adams, ARIZ
 C *Ike Diogu, ASU
 F Andre Igoudala, ARIZ
 G Richard Midgley, CAL
 G Nate Robinson, WASH

2003-04

F Trevor Ariza, UCLA
 G Aaron Brooks, ORE
 G/F Marquise Kately, CAL
 F *Leon Powe, CAL
 G Mustafa Shakur, ARIZ
 G Lodrick Stewart, USC

2004-05

G Arron Afflalo, UCLA
 G *Jordan Farmar, UCLA
 G Malik Hairston, ORE
 G Gabe Pruitt, USC
 G Bryce Taylor, ORE

2005-06

F Jon Brockman, WASH
 G Justin Dentmon, WASH
 F *L.R. Mbah a Moute, UCLA
 F Jeff Pendergraph, ASU
 F Marcus Williams, ARIZ

2006-07

F Ryan Anderson, CAL
 F *Chase Budinger, ARIZ
 F Taj Gibson, USC
 C Spencer Hawes, WASH
 F Brook Lopez, STAN
 G Tajuan Porter, ORE

2007-08

G Jerryd Bayless, ARIZ
 G James Harden, ASU
 F Davon Jefferson, USC
 C *Kevin Love, UCLA
 G O.J. Mayo, USC

2008-09

F DeAngelo Casto, WSU
 F DeMar DeRozan, USC
 G Jeremy Green, STAN
 G Jrue Holiday, UCLA
 G *Isaiah Thomas, WASH
 G Klay Thompson, WSU

2009-10

F Tyler Honeycutt, UCLA
 G Trent Lockett, ASU
 G Reggie Moore, WSU
 F Reeves Nelson, UCLA
 F *Derrick Williams, ARIZ

2010-11

G/F Anthony Brown, STAN
 G *Allen Crabbe, CAL
 G Maurice Jones, USC
 F Dwight Powell, STAN
 F Joshua Smith, UCLA
 G C.J. Wilcox, WASH

* - Freshman of the Year

Honors selected by Pac-12 coaches.

ALL-FRESHMEN/ ALL-ROOKIE SELECTIONS BY SCHOOL

1. UCLA.....	28
2. ARIZ.....	21
3. CAL.....	20
4. USC.....	17
5. STAN.....	15
WASH.....	15
7. OSU.....	12
8. ASU.....	11
WSU.....	11
10. ORE.....	10

- From 1980-81 - 1982-83, known as the All-Rookie Team and selected by Conference coaches.
- From 1992-93 to 1998-99, the All-Newcomer team had been selected by Pac-12 radio play-by-play announcers. From 1999-2000 to 2005-06, the Newcomer of the Year was selected by the announcers and named the FRED HESSLER AWARD in honor of the late UCLA broadcaster.

1980-81

- F Charlie Sitton, Fr., OSU
- F Sam Potter, Fr., CAL
- F Lester Conner, Jr., OSU
- C *John Revelli, Fr., STAN
- G Ken McFadden, Jr., WSU
- G Keith Jones, Fr., STAN

1981-82

- F Wayne Carlander, Fr., USC
- F *Johnny Rodgers, Fr., STAN
- C A.C. Green, Fr., OSU
- G Ken Johnson, Fr., USC
- G Craig Ehlo, Jr., WSU

1982-83

- F *Dave Butler, Fr., CAL
- F Ricky Brown, Fr., WSU
- C Reggie Rogers, Fr., WASH
- G Steve Woodside, Fr., OSU
- G Darryl Flowers, Fr., OSU

1983-84 - 1991-92

(No honors awarded)

1992-93

- F Mustapha Hoff, Jr., OSU
- C Richard Petruska, Sr., UCLA
- G *Marcell Capers, Jr., ASU
- G Tony Harris, Jr., WSU
- G Prentiss Perkins, Jr., WASH

1993-94

- F Sam Allen, Jr., WASH
- F Darryl Parker, Jr., ORE
- G Stephane Brown, Jr., OSU
- G *Isaac Burton, Jr., ASU
- G Michael McClain, So., WASH

1994-95

- C Mike Amos, Jr., WASH
- G *Shamon Antrum, So., WSU
- F Ben Davis, Jr., ARIZ
- G Jason Hamilton, Jr., WASH
- F Vladimir Heredia, Jr., OSU
- G Jamal Lawrence, Jr., ORE

1995-96

- G *Ed Gray, Jr., CAL
- G Markee Brown, Jr., OSU
- F Kyle Milling, Jr., ORE
- C Rob Ramaker, Jr., ORE
- F Rodger Farrington, Jr., ASU

1996-97

- G Elias Ayuso, So., USC
- F Mike Batiste, So., ASU
- F Bennett Davison, Jr., ARIZ
- F *Rodrick Rhodes, Sr., USC
- F Terrill Woods, Jr., OSU

1997-98

- G Geno Carlisle, Jr., CAL
- F Michael Gill, Jr., CAL
- G Thomas Kilgore, Jr., CAL
- F *Bobby Lazor, Jr., ASU
- F Adam Spanich, Jr., USC

1998-99

- C *Brian Scalabrine, So., USC
- G Alex Scales, Jr., ORE
- G Josh Steinthal, So., OSU
- G Jan-Michael Thomas, Jr., WSU
- G Darius Wright, Jr., ORE

Newcomer of the Year

- 2000 C *Loren Woods, Jr., ARIZ
- 2001 C *J Locklier, Jr., WSU
- 2002 F *Doug Wrenn, WASH
- 2003 G *Andre Joseph, ORE
- 2004 F *Jeff McMillan, USC
- 2005 F *Nick DeWitz, OSU
- 2006 G Ryan Appleby, WASH

* - Newcomer of the Year

ALL-NEWCOMER SELECTIONS BY SCHOOL

1. OSU 12
2. WASH 8
3. ORE 7
- USC 7
5. CAL 6
- WSU 6
7. ASU 5
8. ARIZ 3
- STAN 3
10. UCLA 1

PAC-12 ALL-DEFENSIVE

2007-08

- G Darren Collison, UCLA
- F Taj Gibson, USC
- C Robin Lopez, STAN
- G Kyle Weaver, WSU
- G *Russell Westbrook, UCLA

2008-09

- C/F Alfred Aboya, UCLA
- G Darren Collison, UCLA
- F *Taj Gibson, USC
- G Daniel Hackett, USC
- F Jordan Hill, ARIZ

2009-10

- F DeAngelo Casto, WSU
- G Jorge Guitierrez, CAL
- F Justin Holiday, WASH
- G Venoy Overton, WASH
- G *Seth Tarver, OSU

2010-11

- F DeAngelo Casto, WSU
- G Jared Cunningham, OSU
- G Jorge Guitierrez, CAL
- G Malcolm Lee, UCLA
- G *Marcus Simmons, USC

* - Defensive Player of the Year

Honors selected by Pac-12 coaches.

ALL-DEFENSIVE SELECTIONS BY SCHOOL

1. UCLA 5
2. USC 4
3. WSU 3
4. CAL 2
- OSU 2
- WASH 2
7. ARIZ 1
- STAN 1
9. ASU 0
- ORE 0

1985-86

Keith Balderston, ORE
 Dave Butler, CAL
 Steve Kerr, ARIZ
 Novian Whitsitt, STAN
 Steve Woodside, OSU

1986-87

Keith Balderston, ORE
 Dave Butler, CAL
 Dave Immel, UCLA
 Brian Quinnett, WSU
 Novian Whitsitt, STAN

1987-88

Keith Balderston, ORE
 Steve Kerr, ARIZ
 Todd Lichti, STAN
 Bill Sherwood, OSU
 Terry Taylor, STAN

1988-89

Matt Muehlebach, ARIZ
 Brian Quinnett, WSU
 Eric Reveno, STAN
 Terry Taylor, STAN
 Andrew Vlahov, STAN

1989-90

Teo Alibegovic, OSU
 Kenny Ammann, STAN
 Matt Muehlebach, ARIZ
 John Patrick, STAN
 David Sanders, WSU

1990-91

Teo Alibegovic, OSU
 Kenny Ammann, STAN
 Matt Anderson, ASU
 Matt Muehlebach, ARIZ
 John Patrick, STAN

1991-92

Peter Dukes, STAN
 Paul Garrett, STAN
 Jon Mitchell, ORE
 Dale Reed, WSU
 Jason Weaver, STAN

1992-93

Peter Dukes, STAN
 Jon Mitchell, ORE
 Brett Pagett, WASH
 Richard Petruska, UCLA
 Mark Pope, WASH

1993-94

Scott Didrickson, WASH
 Kevin Flanagan, ARIZ
 Jon Mitchell, ORE
 Damaine Powell, USC
 George Zidek, UCLA

1994-95

David Harbour, STAN
 *Jon Mitchell, ORE
 J.D. Vetter, OSU
 David Vik, WSU
 George Zidek, UCLA

1995-96

Carlos Daniel, WSU
 David Harbour, STAN
 Rich Jackson, STAN
 Ty Reuter, USC
 J.D. Vetter, OSU

1996-97

Carlos Daniel, WSU
 Rich Jackson, STAN
 Cameron Johnson, WSU
 Todd MacCulloch, WASH
 Bob Myers, UCLA

1997-98

Carlos Daniel, WSU
 Bobby Lazor, ASU
 Todd MacCulloch, WASH
 A.D. Smith, ORE
 Chris Thompson, WASH

1998-99

Will Hutchens, WSU
 Bobby Lazor, ASU
 Todd MacCulloch, WASH
 Mark Madsen, STAN
 A.D. Smith, ORE

1999-00

Jason Heide, OSU
 Mark Madsen, STAN
 A.D. Smith, ORE
 Josh Steinthal, OSU
 Chris Walcott, WASH

2000-01

Eugene Edgerson, ARIZ
 Ryan Forehan-Kelly, CAL
 Dennis Gates, CAL
 Morgan Lingle, CAL
 Shawn Redhage, ASU

2001-02

Curtis Borchardt, STAN
 Dennis Gates, CAL
 Ben Lindquist, ORE
 J Locklier, WSU
 Shawn Redhage, ASU

2002-03

Justin Allen, ASU
 Joe Kirchofer, STAN
 Shawn Redhage, ASU
 Nick Robinson, STAN
 Amit Tamir, CAL

2003-04

First Team
 Dan Grunfeld, STAN
 Rob Little, STAN
 Jason Ranne, ARIZ
 Nick Robinson, STAN
 Amit Tamir, CAL
Second Team
 Justin Allen, ASU
 Jay Anderson, ORE
 A.J. Diggs, CAL
 Chris Hernandez, STAN
 Andre Iguodala, ARIZ

2004-05

First Team
 Dan Grunfeld, STAN
 Jim Hanchett, OSU
 Chris Hernandez, STAN
 Rob Little, STAN
 Nick Robinson, STAN
Second Team
 Wilfried Fameni, ASU
 Hans Gasser, WASH
 Jason Haas, STAN
 Lamar Hurd, OSU
 Jordan Kent, ORE
 Alexander Pribble, CAL

2005-06

First Team
 Robbie Cowgill, WSU
 Dan Grunfeld, STAN
 Chris Hernandez, STAN
 Lamar Hurd, OSU
 Alex Pribble, CAL
Second Team
 Taj Finger, STAN
 Hans Gasser, WASH
 Chad Goldstein, ASU
 Jordan Kent, ORE
 Peter Prowitt, STAN

2006-07

First Team
 Aron Baynes, WSU
 Robbie Cowgill, WSU
 Daven Harmeling, WSU
 Alex Pribble, CAL
 Peter Prowitt, STAN
Second Team
 Alfred Aboya, UCLA
 Taj Finger, STAN
 Hans Gasser, WASH
 Angelo Tsagarakis, OSU
 Carlton Weatherby, STAN
 Ryan Wright, UCLA

2007-08

First Team
 Brett Brielmaier, ARIZ
 Robbie Cowgill, WSU
 Taj Finger, STAN
 Daven Harmeling, WSU
 Taylor Rochestie, WSU
Second Team
 Alfred Aboya, UCLA
 Aron Baynes, WSU
 Nikola Knezevic, CAL
 Nikola Koprivica, WSU
 Roeland Schaftenaar, OSU

2008-09

First Team
 Aron Baynes, WSU
 Derek Glasser, ASU
 Daven Harmeling, WSU
 Nikola Koprivica, WSU
 Taylor Rochestie, WSU
Second Team
 Nikola Knezevic, CAL
 Rihards Kuksiks, ASU
 Roeland Schaftenaar, OSU
 Drew Shiller, STAN
 Jordan Wilkes, CAL

2009-10

First Team
 Mustafa Abdul Hamid, UCLA
 Landry Fields, STAN
 Nikola Koprivica, WSU
 Roeland Schaftenaar, OSU
 Drew Shiller, STAN
Second Team
 Jorge Guitierrez, CAL
 Malcolm Lee, UCLA
 Abe Lodwick, WSU
 Garrett Sim, ORE
 Jack Trotter, STAN

2010-11

First Team
 Angus Brandt, OSU
 Trent Lockett, ASU
 Abe Lodwick, WSU
 Rhys Murphy, OSU
 Jack Trotter, STAN
Second Team
 Nicholas Fearn, ORE
 Jorge Gutierrez, CAL
 Harper Kamp, CAL
 Josh Owens, STAN
 Garrett Sim, ORE

* - Only four-time selection

ALL-ACADEMIC SELECTIONS BY SCHOOL

(Total selections)

1. STAN 43
2. WSU 26
3. CAL 17
4. ORE..... 16
- OSU..... 16
6. ASU..... 12
7. ARIZ..... 10
- WASH.... 10
9. UCLA..... 9
10. USC..... 2

1983-84

11/28 Butch Hays (Sr.), CAL
12/5 John Revelli (Sr.), STAN
12/12 Blair Rasmussen (Jr.), ORE
12/19 Kenny Fields (Sr.), UCLA
12/27 Dave Butler (So.), CAL
1/3 A.C. Green (Jr.), OSU
1/9 Ralph Jackson (Sr.), UCLA
1/16 Blair Rasmussen (Jr.), ORE
1/23 Wayne Carlander (Jr.), USC
1/30 Chris Harper (Jr.), ORE
2/6 Detlef Schrempf (Jr.), WASH
2/13 Greg Trapp (Jr.), ORE
2/20 Keith Jones (Sr.), STAN
Charlie Sitton (Sr.), OSU
2/27 Pete Williams (Jr.), ARIZ
3/5 Ralph Jackson (Sr.), UCLA
3/12 A.C. Green (Jr.), OSU
Charlie Sitton (Sr.), OSU

1984-85

12/3 Detlef Schrempf (Sr.), WASH
12/10 Chris Sandle (Fr.), ASU
12/17 A.C. Green (Sr.), OSU
12/31 A.C. Green (Sr.), OSU
1/7 Eddie Smith (Sr.), ARIZ
1/14 Bobby Thompson (Sr.), ASU
1/21 Wayne Carlander (Sr.), USC
1/28 Nigel Miguel (So.), UCLA
2/4 Kevin Johnson (So.), CAL
2/11 Wayne Carlander (Sr.), USC
2/18 Blair Rasmussen (Sr.), ORE
2/25 Reggie Miller (Fr.), UCLA
3/4 Blair Rasmussen (Sr.), ORE
Wayne Carlander (Sr.), USC
3/11 Pete Williams (Sr.), ARIZ

1985-86

12/2 Reggie Miller (So.), UCLA
12/9 Tom Lewis (Fr.), USC
12/16 Darrin Houston (Sr.), OSU
12/23 Jerry Adams (Sr.), ORE
12/30 Steve Kerr (So.), ARIZ
1/6 Jose Ortiz (Jr.), OSU
1/13 Chris Welp (Jr.), WASH
1/20 Chris Welp (Jr.), WASH
1/27 Dave Butler (Sr.), CAL
2/3 Howard Wright (Fr.), STAN
2/10 Reggie Miller (So.), UCLA
2/17 Arthur Thomas (Jr.), ASU
2/24 Jerry Adams (Sr.), ORE
3/3 Kevin Johnson (Jr.), CAL
3/10 Jerry Adams (Sr.), ORE

1986-87

12/1 Jose Ortiz (Sr.), OSU
12/8 Reggie Miller (Jr.), UCLA
12/15 Dwayne Scholten (Sr.), WSU
12/22 Joe Wallace (Sr.), WSU
12/30 Leonard Taylor (Jr.), CAL
1/5 Anthony Taylor (Jr.), ORE
1/12 Montel Hatcher (Sr.), UCLA
1/19 Craig McMillan (Jr.), ARIZ
1/26 Jose Ortiz (Sr.), OSU
2/2 Chris Welp (Sr.), WASH
2/9 Joe Wallace (Sr.), WSU
2/16 Dave Butler (Sr.), CAL
2/23 Sean Elliott (So.), ARIZ
3/2 Reggie Miller (Jr.), UCLA

1987-88

11/30 Todd Lichti (Jr.), STAN
12/7 Sean Elliott (Jr.), ARIZ
12/14 Steve Kerr (Sr.), ARIZ
12/21 Steve Kerr (Sr.), ARIZ
1/4 Sean Elliott (Jr.), ARIZ
1/11 Eric Knox (Jr.), OSU
1/18 David Sanders (So.), WSU
1/25 Eldridge Recasner (So.), WASH
2/1 Trevor Wilson (So.), UCLA
2/8 Howard Wright (Jr.), STAN
2/15 Ryan Drew (Fr.), CAL
2/22 Sean Elliott (Jr.), ARIZ
2/29 Gary Payton (So.), OSU
3/7 Gary Payton (So.), OSU

1988-89

11/28 Gary Payton (Jr.), OSU
12/5 Don MacLean (Fr.), UCLA
12/12 Sean Elliott (Sr.), ARIZ
12/19 Mark West (Jr.), WASH
1/3 Todd Lichti (Sr.), STAN
1/9 Todd Lichti (Sr.), STAN
1/16 Anthony Cook (Sr.), ARIZ
1/23 Gary Payton (Jr.), OSU
1/30 Brian Quinnett (Sr.), WSU
2/6 Todd Lichti (Sr.), STAN
2/13 Gary Payton (Jr.), OSU
2/20 Sean Elliott (Sr.), ARIZ
2/27 Howard Wright (Sr.), STAN
3/6 Anthony Cook (Sr.), ARIZ

1989-90

11/27 Jud Buechler (Sr.), ARIZ
12/4 Gary Payton (Sr.), OSU
12/11 Gary Payton (Sr.), OSU
12/18 Adam Keefe (So.), STAN
1/2 Gary Payton (Sr.), OSU
1/9 Alex Austin (Sr.), ASU
1/16 Brian Hendrick (Fr.), CAL
1/22 Adam Keefe (So.), STAN
1/29 Don MacLean (So.), UCLA
2/5 Harold Miner (Fr.), USC
2/12 Jud Buechler (Sr.), ARIZ
2/19 Keith Smith (Sr.), CAL
2/26 Gary Payton (Sr.), OSU
3/5 Harold Miner (Fr.), USC

1990-91

11/26 Chris Mills (So.), ARIZ
12/3 Don MacLean (Jr.), UCLA
12/10 Terrell Brandon (Jr.), ORE
12/17 Harold Miner (So.), USC
12/31 Terrell Brandon (Jr.), ORE
1/7 Teo Alibegovic (Sr.), OSU
1/14 Adam Keefe (Jr.), STAN
1/21 Chris Mills (So.), ARIZ
1/28 Doug Meekins (Jr.), WASH
2/4 Adam Keefe (Jr.), STAN
2/11 Brian Williams (Jr.), ARIZ
2/18 Billy Dreher (So.), CAL
2/25 Harold Miner (So.), USC
3/5 Dion Brown (Sr.), WASH
3/11 Matt Muehlebach (Sr.), ARIZ

1991-92

11/26 Neil Derrick (Sr.), WSU
12/2 Chad Scott (Jr.), OSU
12/9 Chris Mills (Jr.), ARIZ
12/16 Adam Keefe (Sr.), STAN
12/23 Harold Miner (Jr.), USC
12/30 Peter Dukes (Jr.), STAN
Chad Scott (Jr.), OSU
1/6 Don MacLean (Sr.), UCLA
1/13 Don MacLean (Sr.), UCLA
1/20 Jamal Faulkner (So.), ASU
1/27 Harold Miner (Jr.), USC
2/3 Duane Cooper (Sr.), USC
2/10 Adam Keefe (Sr.), STAN
Antoine Stoudamire (So.), ORE
2/17 Scott Haskin (Jr.), OSU
2/24 Mario Bennett (Fr.), ASU
3/2 Harold Miner (Jr.), USC
3/9 Bennie Seltzer (Jr.), WSU
3/16 Don MacLean (Sr.), UCLA

1992-93

12/7 Ed O'Bannon (So.), UCLA
12/14 Chris Mills (Sr.), ARIZ
12/21 Bennie Seltzer (Sr.), WSU
1/4 Dwayne Fontana (Jr.), ASU
1/11 Chris Mills (Sr.), ARIZ
Scott Haskin (Sr.), OSU
1/18 Scott Haskin (Sr.), OSU
1/25 Ed Stokes (Sr.), ARIZ
2/1 Stevin Smith (Jr.), ASU
2/8 Mark Hendrickson (Fr.), WSU
2/15 Shon Tarver (Jr.), UCLA
2/22 Chris Mills (Sr.), ARIZ
3/1 Rodney Chatman (Sr.), USC
3/15 Chris Mills (Sr.), ARIZ

1993-94

12/6 Damon Stoudamire (Jr.), ARIZ
12/13 Jason Kidd (So.), CAL
12/20 George Zidek (Jr.), UCLA
1/3 Khalid Reeves (Sr.), ARIZ
Jan 11 Lamond Murray (Jr.), CAL
1/17 Lamond Murray (Jr.), CAL
1/24 Tyus Edney (Jr.), UCLA
1/31 Jason Kidd (So.), CAL
2/7 Maurice Woods (Sr.), WASH
2/14 Khalid Reeves (Sr.), ARIZ
2/21 Orlando Williams (Jr.), ORE
2/28 Khalid Reeves (Sr.), ARIZ
3/7 Lamond Murray (Jr.), CAL
3/14 Eddie Hill (Sr.), WSU

1994-95

12/5 Ed O'Bannon (Sr.), UCLA
12/12 Brent Barry (Sr.), OSU
12/19 Ed O'Bannon (Sr.), UCLA
1/2 Kenya Wilkins (So.), ORE
1/9 Donminic Ellison (So.), WSU
1/16 Damon Stoudamire (Sr.), ARIZ
1/23 Mark Hendrickson (Jr.), WSU
1/30 Tremaine Fowlkes (Fr.), CAL
2/6 Brevin Knight (So.), STAN
2/13 Mario Bennett (Jr.), ASU
2/20 Ed O'Bannon (Sr.), UCLA
2/27 Ed O'Bannon (Sr.), UCLA
3/6 Brent Barry (Sr.), OSU
3/13 Mario Bennett (Jr.), ASU

1995-96

12/4 Joseph Blair (Sr.), ARIZ
12/11 Jelani McCoy (Fr.), UCLA
12/18 Ed Gray (Jr.), CAL
1/2 Toby Bailey (So.), UCLA
1/8 Shareef Abdur-Rahim (Fr.), CAL
1/15 Kris Johnson (So.), UCLA
1/22 Ben Davis (Sr.), ARIZ
1/29 Mark Sanford (So.), WASH
2/5 Mark Knight (Jr.), STAN
2/12 Miles Simon (So.), ARIZ
2/19 Kenya Wilkins (Jr.), ORE
2/26 Ed Gray (Jr.), CAL
3/4 Shareef Abdur-Rahim (Fr.), CAL
3/11 David Harbour (Sr.), STAN

1996-97

12/2 Ed Gray (Sr.), CAL
12/9 Kenya Wilkins (Sr.), ORE
12/16 Michael Dickerson (Jr.), ARIZ
12/23 Kenya Wilkins (Sr.), ORE
1/6 Rodrick Rhodes (Sr.), USC
1/13 Brevin Knight (Sr.), STAN
1/20 Corey Benjamin (Jr.), OSU
1/27 Ed Gray (Sr.), CAL
2/3 Mark Sanford (Jr.), WASH
2/10 Miles Simon (Jr.), ARIZ
Stais Boseman (Sr.), USC
2/17 Charles O'Bannon (Sr.), UCLA
2/24 Ed Gray (Sr.), CAL
Toby Bailey (Jr.), UCLA
3/3 Michael Dickerson (Jr.), ARIZ
3/10 Tim Young (So.), STAN

1997-98

12/1 Todd MacCulloch (Jr.), WASH
12/8 Mark Madsen (So.), STAN
12/15 Jason Terry (Jr.), ARIZ
12/22 J.R. Henderson (Sr.), UCLA
1/6 Miles Simon (Sr.), ARIZ
1/12 Michael Dickerson (Sr.), ARIZ
1/19 Todd MacCulloch (Jr.), WASH
1/26 Corey Benjamin (So.), OSU
2/2 Mike Bibby (So.), ARIZ
2/9 Jeremy Veal (Sr.), ASU
2/16 Donald Watts (Jr.), WASH
2/23 Sean Marks (Sr.), CAL
3/2 Toby Bailey (Sr.), UCLA
3/8 Gary Johnson (Sr.), USC

1998-99

11/30 Deon Luton (Jr.), WASH
12/7 Geno Carlisle (Sr.), CAL
12/14 Jan-Michael Thomas (Jr.), WSU
12/21 Eddie House (Jr.), ASU
1/5 Baron Davis (So.), UCLA
1/11 Deaundra Tanner (So.), OSU
1/18 Todd MacCulloch (Sr.), WASH
1/25 Baron Davis (So.), UCLA
2/1 Jason Terry (Sr.), ARIZ
2/8 Deon Luton (Jr.), WASH
2/15 Darius Wright (Jr.), ORE
2/22 Jason Terry (Sr.), ARIZ
3/1 Arthur Lee (Sr.), STAN
3/7 Jason Terry (Sr.), ARIZ

1999-2000

11/27 Jason Collins (Fr.), STAN
 12/6 Michael Wright (So.), ARIZ
 12/13 Brian Scalabrine (Jr.), USC
 12/20 Eddie House (Sr.), ASU
 1/3 Eddie House (Sr.), ASU
 1/10 Loren Woods (Sr.), ASU
 1/17 Loren Woods (Jr.), ARIZ
 1/24 David Bluthenthal (So.), USC
 1/31 A.D. Smith (Sr.), ORE
 2/7 Loren Woods (Jr.), ARIZ
 2/14 Mark Madsen (Sr.), STAN
 2/21 Eddie House (Sr.), ASU
 2/28 Earl Watson (Jr.), UCLA
 3/6 Alex Scales (Sr.), ORE
 3/13 Jeff Trepagnier (Jr.), USC

2000-01

11/27 Michael Wright (Jr.), ARIZ
 12/4 Luke Walton (So.), ARIZ
 12/11 David Bluthenthal (Jr.), USC
 12/18 Bryan Bracey (Sr.), ORE
 1/3 Sam Clancy (Jr.), USC
 1/8 Jarron Collins (Sr.), STAN
 Jason Collins (Jr.), STAN
 1/16 Jason Kaponon (So.), UCLA
 1/22 Gilbert Arenas (So.), ARIZ
 1/29 Sean Lampley (Sr.), CAL
 2/5 Awee Storey (Jr.), ASU
 2/12 Sean Lampley (Sr.), CAL
 2/19 Gilbert Arenas (So.), ARIZ
 2/26 Sean Lampley (Sr.), CAL
 3/5 Casey Jacobsen (So.), STAN
 3/12 Loren Woods (Sr.), ARIZ

2001-02

11/26 Jason Gardner (Jr.), ARIZ
 12/3 Curtis Allen (So.), WASH
 12/10 Marcus Moore (Jr.), WSU
 12/17 Joe Shipp (Jr.), CAL
 1/7 Chad Prewitt (Sr.), ASU
 1/14 Matt Barnes (Sr.), UCLA
 1/21 Luke Walton (Jr.), ARIZ
 1/28 Philip Ricci (Jr.), OSU
 2/4 Casey Jacobsen (Sr.), STAN
 2/11 Amit Tamir (Fr.), CAL
 2/18 David Bluthenthal (Sr.), USC
 2/25 Frederick Jones (Sr.), ORE
 3/4 Curtis Borchardt (Jr.), STAN

2002-03

12/2 Luke Ridnour (Jr.), ORE
 12/9 Luke Jackson (Jr.), ORE
 12/16 Jason Gardner (Sr.), ARIZ
 1/6 Jason Kaponon (Sr.), UCLA
 1/13 Joe Shipp (Sr.), CAL
 1/20 Joe Shipp (Sr.), CAL
 1/27 Jason Gardner (Sr.), ARIZ
 2/3 Brian Jackson (Sr.), OSU
 2/10 Brian Wethers (Sr.), CAL
 2/17 Ike Diogu (Fr.), ASU
 2/24 Channing Frye (So.), ARIZ
 3/3 Salim Stoudamire (So.), ARIZ
 3/10 Tommy Smith (Sr.), ASU

2003-04

12/1 Chris Hernandez, (So.), STAN
 12/8 Matt Lottich, (Sr.), STAN
 12/15 Hassan Adams, (So.), ARIZ
 12/22 Matt Lottich, (Sr.), STAN
 1/5 Janou Rubin, (Jr.), UCLA
 1/12 Josh Childress, (Jr.), STAN
 1/19 Desmon Farmer, (Sr.), USC
 1/26 Leon Powe, (Fr.), CAL
 2/2 Nate Robinson, (So.), WASH
 2/9 Richard Midgely, (So.), CAL
 2/16 Salim Stoudamire, (Jr.), ARIZ
 2/23 David Lucas, (Jr.), OSU
 2/28 Brandon Roy, (So.), WASH
 3/8 Luke Jackson, (Sr.), ORE

2004-05

11/29 Nate Robinson (Jr.), WASH
 12/6 Ike Diogu (Jr.), ASU
 12/13 Jordan Farmar (Fr.), UCLA
 12/20 Dijon Thompson (Sr.), UCLA
 1/3 David Lucas (Sr.), OSU
 1/10 Ike Diogu (Jr.), ASU
 1/17 Salim Stoudamire, (Sr.), ARIZ
 1/24 Dan Grunfeld (Jr.), STAN
 1/31 Thomas Kelati (Sr.), WSU
 2/7 Ike Diogu (Jr.), ASU
 2/14 David Lucas (Sr.), OSU
 2/21 Salim Stoudamire (Sr.), ARIZ
 2/28 Tre Simmons (Sr.), WASH
 3/7 Salim Stoudamire (Sr.), ARIZ

2005-06

11/29 DeVon Hardin (So.), CAL
 12/5 Leon Powe (So.), CAL
 12/12 Gabe Pruitt (So.), USC
 12/19 Chris Stephens (Sr.), OSU
 12/26 Hassan Adams (Sr.), ARIZ
 1/2 Hassan Adams (Sr.), ARIZ
 1/9 Josh Akognon (So.), WSU
 1/16 Bobby Jones (Sr.), WASH
 1/23 Matt Haryasz (Sr.), STAN
 1/30 Matt Haryasz (Sr.), STAN
 2/6 Chris Hernandez (Sr.), STAN
 2/13 Brandon Roy (Sr.), WASH
 2/20 Brandon Roy (Sr.), WASH
 2/27 Brandon Roy (Sr.), WASH
 3/6 Arron Afflalo (So.), UCLA

2006-07

11/20 Chase Budinger (Fr.), ARIZ
 11/27 Darren Collison (So.), UCLA
 12/4 Josh Shipp (So.), UCLA
 12/11 Daven Harmeling (So.), WSU
 12/18 Bryce Taylor (Jr.), ORE
 12/26 Spencer Hawes (Fr.), WASH
 1/1 Ivan Radenovic (Sr.), ARIZ
 1/7 Aaron Brooks (Sr.), ARIZ
 1/15 Anthony Goods (So.), STAN
 1/22 Nick Young (Jr.), USC
 1/29 Brook Lopez (Fr.), STAN
 2/5 Daven Harmeling (So.), WSU
 2/12 Jon Brockman (So.), WASH
 2/19 Darren Collison (So.), UCLA
 2/26 Tajuan Porter (Fr.), ORE
 3/5 Ivan Radenovic (Sr.), ARIZ

2007-08

11/19 Jon Brockman (Jr.), WASH
 11/26 Kevin Love (Fr.), UCLA
 12/3 Ryan Anderson (So.), CAL
 12/10 Jordan Hill (So.), ARIZ
 12/17 Ty Abbott (Fr.), ASU
 12/24 Jon Brockman (Jr.), WASH
 12/31 Jerome Randle (So.), CAL
 1/7 James Harden (Fr.), ASU
 1/14 Kevin Love (Fr.), UCLA
 1/21 Jon Brockman (Jr.), WASH
 1/28 Kevin Love (Fr.), UCLA
 2/4 Ryan Anderson (So.), CAL
 2/11 Jeff Pendergraph (Jr.), ASU
 2/18 Jerryd Bayless (Fr.), ARIZ
 2/25 O.J. Mayo (Fr.), USC
 3/3 Brook Lopez (So.), STAN
 3/10 Taj Gibson (So.), USC

2008-09

11/17 Darren Collison (Sr.), UCLA
 11/24 James Harden (So.), ASU
 12/1 James Harden (So.), ASU
 12/8 Dwight Lewis (Jr.), USC
 12/15 Jordan Hill (Jr.), ARIZ
 12/22 Jerome Randle (Jr.), CAL
 12/29 Jamelle Horne (So.), ARIZ
 1/5 Patrick Christopher (Jr.), CAL
 1/12 Patrick Christopher (Jr.), CAL
 1/19 Lawrence Hill (Sr.), STAN
 1/26 Roeland Schaftenaar (Jr.), OSU
 2/2 Chase Budinger (Jr.), ARIZ
 2/9 Alfred Aboya (Sr.), UCLA
 2/16 Nic Wise (Jr.), ARIZ
 2/23 Taylor Rochestie (Sr.), WSU
 3/2 Jon Brockman (Sr.), WASH
 3/9 Josh Shipp (Sr.), UCLA

2009-10

11/16 Quincy Pondexter (Sr.), WASH
 11/23 Klay Thompson (So.), WSU
 11/30 Klay Thompson (So.), WSU
 12/7 Quincy Pondexter (Sr.), WASH
 12/14 Patrick Chistopher (Sr.), CAL
 12/21 Alex Stepheson (Jr.), USC
 12/28 Mike Gerrity (Sr.), USC
 1/4 Michael Dunigan (So.), ORE
 1/11 Ty Abbott (Jr.), ASU
 1/18 Quincy Pondexter (Sr.), WASH
 1/25 Landry Fields (Sr.), STAN
 2/1 Nic Wise (Sr.), ARIZ
 2/8 Quincy Pondexter (Sr.), WASH
 2/15 Jerome Randle (Sr.), CAL
 2/22 Landry Fields (Sr.), STAN
 3/1 Jamal Boykin (Sr.), CAL
 3/8 Quincy Pondexter (Sr.), WASH

2010-11

11/22 Reeves Nelson (So.), UCLA
 11/29 Klay Thompson (Jr.), WSU
 12/6 Derrick Williams (So.), ARIZ
 12/13 Klay Thompson (Jr.), WSU
 12/20 Reeves Nelson (So.), UCLA
 12/27 Jio Fontan (Jr.), USC
 1/3 M. Bryan-Amaning (Sr.), WASH
 1/10 Isaiah Thomas (Jr.), WASH
 1/17 Derrick Williams (So.), ARIZ
 1/24 Isaiah Thomas (Jr.), WASH
 1/31 Lamont Jones (So.), ARIZ
 2/7 Joevan Catron (Sr.), ORE
 2/14 Isaiah Thomas (Jr.), WASH
 2/21 Derrick Williams (So.), ARIZ
 2/28 Nikola Vucevic (Jr.), USC
 3/7 Ty Abbott (Sr.), ASU

PLAYERS OF THE WEEK SELECTIONS BY SCHOOL

(Total selections)

1. ARIZ.....	80
2. UCLA.....	53
3. STAN.....	44
CAL.....	44
5. WASH.....	42
6. OSU.....	39
7. USC.....	33
8. ASU.....	30
9. ORE.....	29
10. WSU.....	23

PLAYERS OF THE WEEK BREAKDOWN BY CLASS

Senior.....	177
Junior.....	124
Sophomore.....	82
Freshmen.....	32

**PLAYERS OF THE WEEK -
BY THE NUMBERS**

Gary Payton, OSU	9
Chris Mills, ARIZ	7
Harold Miner, USC	7
Adam Keefe, STAN	6
Don MacLean, UCLA	6
Sean Elliott, ARIZ	6
Jon Brockman, WASH	5
Ed Gray, CAL	5
Eddie House, ASU	5
Reggie Miller, UCLA	5
Ed O'Bannon, UCLA	5
Quincy Pondexter, WASH	5
Salim Stoudamire, ARIZ	5
Wayne Carlander, USC	4
Ike Diogu, ASU	4
A.C. Green, OSU	4
Todd Lichti, STAN	4
Blair Rasmussen, ORE	4
Brandon Roy, WASH	4
Jason Terry, ARIZ	4
Klay Thompson, WSU	4
Hassan Adams, ARIZ	3
Jerry Adams, ORE	3
Toby Bailey, UCLA	3
Mario Bennett, ASU	3
David Bluthenthal, USC	3
Darren Collison, UCLA	3
Patrick Christopher, CAL	3
Michael Dickerson, ARIZ	3
Jason Gardner, ARIZ	3
James Harden, ASU	3
Scott Haskin, OSU	3
Steve Kerr, ARIZ	3
Brevin Knight, STAN	3
Sean Lampley, CAL	3
Kevin Love, UCLA	3
David Lucas, OSU	3
Todd MacCulloch, STAN	3
Lamond Murray, CAL	3
Jose Ortiz, OSU	3
Khalid Reeves, ARIZ	3
Joe Shipp, CAL	3
Miles Simon, ARIZ	3
Isaiah Thomas, WASH	3
Chris Welp, WASH	3
Kenya Wilkins, ORE	3
Derrick Williams, ARIZ	3
Loren Woods, ARIZ	3
Howard Wright, STAN	3

Ty Abbott, ASU	2
Shareef Abdur-Rahim, CAL	2
Ryan Anderson, CAL	2
Gilbert Arenas, ARIZ	2
Brent Barry, OSU	2
Corey Benjamin, OSU	2
Terrell Brandon, OSU	2
Chase Budinger, ARIZ	2
Jud Buechler, ARIZ	2
Dave Butler, CAL	2
Jason Collins, STAN	2
Anthony Cook, ARIZ	2
Baron Davis, UCLA	2
Landry Fields, STAN	2
Daven Harmeling, WSU	2
Matt Haryasz, STAN	2
Mark Hendrickson, WSU	2
Chris Hernandez, STAN	2
Jordan Hill, ARIZ	2
Luke Jackson, ORE	2
Ralph Jackson, UCLA	2
Casey Jacobsen, STAN	2
Kevin Johnson, CAL	2
Jason Kapono, UCLA	2
Jason Kidd, CAL	2
Brook Lopez, STAN	2
Matt Lottich, STAN	2
Deon Lutton, WASH	2
Mark Madsen, STAN	2
Reeves Nelson, UCLA	2
Leon Powe, CAL	2
Ivan Radenovic, ARIZ	2
Jerome Randle, CAL	2
Nate Robinson, WASH	2
Mark Sanford, WASH	2
Detlef Schrempf, WASH	2
Chad Scott, OSU	2
Bennie Seltzer, WSU	2
Josh Shipp, UCLA	2
Charlie Sitton, OSU	2
Damon Stoudamire, ARIZ	2
Joe Wallace, WSU	2
Luke Walton, ARIZ	2
Pete Williams, ARIZ	2
Kenya Wilkins, ORE	2
Nic Wise, ARIZ	2
Michael Wright, ARIZ	2
Alfred Aboya, UCLA	1
Arron Afflalo, UCLA	1
Josh Akognon, WSU	1
Teo Alibegovic, OSU	1
Curtis Allen, WASH	1
Alex Austin, ASU	1
Matt Barnes, UCLA	1
Jerryd Bayless, ARIZ	1
Joseph Blair, ARIZ	1
Curtis Borchart, STAN	1
Stais Boseman, USC	1
Jamal Boykin, CAL	1
Bryan Bracey, ORE	1
Aaron Brooks, ORE	1
Dion Brown, WASH	1
Matthew Bryan-Amaning, WASH	1
Geno Carlisle, CAL	1
Joevan Catron, ORE	1
Rodney Chatman, USC	1
Josh Childress, STAN	1
Sam Clancy, USC	1
Jaron Collins, STAN	1
Duane Cooper, USC	1
Ben Davis, ARIZ	1
Neil Derrick, WSU	1
Billy Dreher, CAL	1
Ryan Drew, CAL	1

Peter Dukes, STAN	1
Michael Dunigan, ORE	1
Tyus Edney, UCLA	1
Donminic Ellison, WSU	1
Jordan Farmar, UCLA	1
Desmon Farmer, USC	1
Jamal Faulkner, ASU	1
Kenny Fields, UCLA	1
Jio Fontan, USC	1
Dwayne Fontana, ASU	1
Tremaine Fowlkes, CAL	1
Channing Frye, ARIZ	1
Mike Gerrity, USC	1
Taj Gibson, USC	1
Anthony Goods, STAN	1
Dan Grunfeld, STAN	1
David Harbour, STAN	1
DeVon Hardin, CAL	1
Chris Harper, ORE	1
Montel Hatcher, UCLA	1
Spencer Hawes, WASH	1
Butch Hays, CAL	1
J.R. Henderson, UCLA	1
Brian Hendrick, CAL	1
Eddie Hill, WSU	1
Lawrence Hill, STAN	1
Jamelle Horne, ARIZ	1
Darrin Houston, OSU	1
Gary Johnson, USC	1
Brian Jackson, OSU	1
Kris Johnson, UCLA	1
Bobby Jones, WASH	1
Frederick Jones, ORE	1
Keith Jones, STAN	1
Lamont Jones, ARIZ	1
Thomas Kelati, WSU	1
Eric Knox, OSU	1
Arthur Lee, STAN	1
Dwight Lewis, USC	1
Tom Lewis, USC	1
Trent Lockett, ASU	1
Sean Marks, CAL	1
O.J. Mayo, USC	1
Jelani McCoy, UCLA	1
Craig McMillan, ARIZ	1
Doug Meekins, WASH	1
Richard Midgely, CAL	1
Nigel Miguel, UCLA	1
Marcus Moore, WSU	1
Matt Muehlebach, ARIZ	1
Charles O'Bannon, UCLA	1
Jeff Pendergraph, ASU	1
Chad Prewitt, ASU	1
Tajuan Porter, ORE	1
Gabe Pruitt, USC	1
Brian Quinnett, WSU	1
Jerome Randle, CAL	1
Eldridge Recasner, WASH	1
John Revelli, STAN	1
Rodrick Rhodes, USC	1
Philip Ricci, OSU	1
Luke Ridnour, ORE	1
Taylor Rochestie, WSU	1
Janou Rubin, UCLA	1
David Sanders, WSU	1
Chris Sandle, ASU	1
Brian Scalabrine, USC	1
Alex Scales, ORE	1
Roeland Schaftenaar, OSU	1
Dwayne Scholten, WSU	1
Tre Simmons, WASH	1
A.D. Smith, ORE	1
Eddie Smith, ARIZ	1
Keith Smith, CAL	1
Stevin Smith, ASU	1

Chris Stephens, OSU	1
Alex Stepheson, USC	1
Tommy Smith, ASU	1
Ed Stokes, ARIZ	1
Awvee Storey, ASU	1
Antoine Stoudamire, ORE	1
Amit Tamir, CAL	1
Deaundra Tanner, OSU	1
Shon Tarver, UCLA	1
Anthony Taylor, ORE	1
Bryce Taylor, ORE	1
Leonard Taylor, CAL	1
Arthur Thomas, ASU	1
Jan-Michael Thomas, WSU	1
Bobby Thompson, ASU	1
Dijon Thompson, UCLA	1
Greg Trapp, ORE	1
Jeff Trepagnier, USC	1
Jeremy Veal, ASU	1
Nikola Vucevic, USC	1
Earl Watson, UCLA	1
Donald Watts, WASH	1
Mark West, WASH	1
Brian Wethers, CAL	1
Brian Williams, ARIZ	1
Orlando Williams, ORE	1
Maurice Woods, WASH	1
Trevor Wilson, UCLA	1
Darius Wright, ORE	1
Nick Young, USC	1
Tim Young, STAN	1
George Zidek, UCLA	1

All honors selected by Conference coaches, unless noted otherwise.

PLAYER OF THE YEAR

- 1975-76 Ron Lee, G, ORE (Sr., Lexington, Mass.)
- 1976-77 Marques Johnson, F, UCLA (Sr., Los Angeles, Calif.)
- 1977-78 David Greenwood, F, UCLA (Jr., Los Angeles, Calif.)
- 1978-79 David Greenwood, F, UCLA (Sr., Los Angeles, Calif.)
- 1979-80 Don Collins, F, WSU (Sr., Toledo, Ohio)
- 1980-81 Steve Johnson, C, OSU (Sr., San Bernardino, Calif.)
- 1981-82 Lester Conner, G, OSU (Sr., Oakland, Calif.)
- 1982-83 Kenny Fields, F, UCLA (Jr., Los Angeles, Calif.)
- 1983-84 A.C. Green, F, OSU (Jr., Portland, Ore.)
- 1984-85 Wayne Carlander, F, USC (Sr., Huntington Beach, Calif.)
- 1985-86 Chris Welp, C, WASH (Jr., Osnabruck, W.G.)
- 1986-87 Jose Ortiz, C, OSU (Sr., Cayey, P.R.)
- 1987-88 Sean Elliott, F, ARIZ (Jr., Tucson, Ariz.)
- 1988-89 Sean Elliott, F, ARIZ (Sr., Tucson, Ariz.)
- 1989-90 Gary Payton, G, OSU (Sr., Oakland, Calif.)
- 1990-91 Terrell Brandon, G, ORE (Jr., Portland, Ore.)
- 1991-92 Harold Miner, G, USC (Jr., Inglewood, Calif.)
- 1992-93 Chris Mills, F, ARIZ (Sr., Los Angeles, Calif.)
- 1993-94 Jason Kidd, G, CAL (So., Oakland, Calif.)
- 1994-95 Ed O'Bannon, F, UCLA (Sr., Lakewood, Calif.)
- Damon Stoudamire, G, ARIZ (Sr., Portland, Ore.)
- 1995-96 Shareef Abdur-Rahim, F, CAL (Fr., Marietta, Ga.)
- 1996-97 Ed Gray, G, CAL (Sr., Riverside, Calif.)
- 1997-98 Mike Bibby, G, ARIZ (So., Phoenix, Ariz.)
- 1998-99 Jason Terry, G, ARIZ (Sr., Seattle, Wash.)
- 1999-00 Eddie House, G, ASU (Sr., Union City, Calif.)
- 2000-01 Sean Lampley, F, CAL (Sr., Chicago, Ill.)
- 2001-02 Sam Clancy, F, USC (Sr., Fairview, Ohio)
- 2002-03 Luke Ridnour, G, ORE (Jr., Blaine, Wash.)
- 2003-04 Josh Childress, G/F, STAN (Jr., Los Angeles, Calif.)
- 2004-05 Ike Diogu, F/C, ASU (Jr., Garland, Texas)
- 2005-06 Brandon Roy, G, WASH (Sr., Seattle, Wash.)
- 2006-07 Arron Afflalo, G, UCLA (Jr., Compton, Calif.)
- 2007-08 Kevin Love, F, UCLA (Fr., Lake Oswego, Ore.)
- 2008-09 James Harden, G, ASU (So., Los Angeles, Calif.)
- 2009-10 Jerome Randle, G, CAL (Sr., Chicago, Ill.)
- 2010-11 Derrick Williams, F, ARIZ (So., La Mirada, Calif.)

FRESHMAN OF THE YEAR

- 1978-79* Bryan Rison, G, WSU (Jr., Mt. Morris, Mich.)
- 1979-80* Byron Scott, G, ASU (Fr., Inglewood, Calif.)
- 1980-81* John Revelli, C, STAN (Fr., Scarsdale, N.Y.)
- 1981-82* Johnny Rogers, F, STAN (Fr., Westminster, Calif.)
- 1982-83* Dave Butler, F, CAL (Fr., Rancho Palos Verdes, Calif.)
- 1983-84 Chris Welp, C, WASH (Osnabruck, W.G.)
- 1984-85 Leonard Taylor, F, CAL (Lennox, Calif.)
- 1985-86 Sean Elliott, F, ARIZ (Tucson, Ariz.)
- Pooh Richardson, G, UCLA (Philadelphia, Pa.)
- 1986-87 Gary Payton, G, OSU (Oakland, Calif.)
- 1987-88 Mike Hayward, F, WASH (San Rafael, Calif.)
- 1988-89 Don MacLean, F, UCLA (Simi Valley, Calif.)
- 1989-90 Harold Miner, G, USC (Inglewood, Calif.)
- 1990-91 Jamal Faulkner, F, ASU (Middle Village, N.Y.)
- 1991-92 Mark Pope, F, WASH (Bellevue, Wash.)
- 1992-93 Jason Kidd, G, CAL (Oakland, Calif.)
- 1993-94 Brevin Knight, G, STAN (East Orange, N.J.)
- 1994-95 Tremaine Fowlkes, F, CAL (Los Angeles, Calif.)
- 1995-96 Shareef Abdur-Rahim, F, CAL (Marietta, Ga.)
- 1996-97 Mike Bibby, G, ARIZ (Phoenix, Ariz.)
- 1997-98 Baron Davis, G, UCLA (Los Angeles, Calif.)
- 1998-99 Michael Wright, F, ARIZ (Chicago, Ill.)
- 1999-00 Casey Jacobsen, F, STAN (Glendora, Calif.)
- Jason Kapon, F, UCLA (Lakewood, Calif.)
- 2000-01 Luke Ridnour, G, ORE (Blaine, Wash.)
- 2001-02 Salim Stoudamire, G, ARIZ (Portland, Ore.)
- 2002-03 Ike Diogu, F, ASU (Garland, Texas)
- 2003-04 Leon Powe, F, CAL (Oakland, Calif.)
- 2004-05 Jordan Farmar, G, UCLA (Van Nuys, Calif.)
- 2005-06 Luc Richard Mbah a Moute, F, UCLA (Yaounde, Cameroon)
- 2006-07 Chase Budinger, F, ARIZ (Encinitas, Calif.)
- 2007-08 Kevin Love, F, UCLA (Lake Oswego, Ore.)
- 2008-09 Isaiah Thomas, G, WASH (Tacoma, Wash.)
- 2009-10 Derrick Williams, F, ARIZ (La Mirada, Calif.)
- 2011-11 Allen Crabbe, G, CAL (Los Angeles, Calif.)

* - Rookie of the Year (included transfers)

COACH OF THE YEAR

- 1975-76 Dick DiBiasi, STAN
George Raveling, WSU
- 1976-77 Dick Harter, ORE
- 1977-78 Gary Cunningham, UCLA
- 1978-79 Bob Boyd, USC
- 1979-80 Ned Wulk, ASU
- 1980-81 Ralph Miller, OSU
- 1981-82 Marv Harshman, WASH
- 1982-83 George Raveling, WSU
- 1983-84 Marv Harshman, WASH
- 1984-85 Stan Morrison, USC
- 1985-86 Lute Olson, ARIZ
- 1986-87 Walt Hazzard, UCLA
- 1987-88 Lute Olson, ARIZ
- 1988-89 Lute Olson, ARIZ
Ralph Miller, OSU
- 1989-90 Jim Anderson, OSU
- 1990-91 Kelvin Sampson, WSU
- 1991-92 George Raveling, USC
- 1992-93 Lute Olson, ARIZ
- 1993-94 Lute Olson, ARIZ
- 1994-95 Jim Harrick, UCLA
- 1995-96 Bob Bender, WASH
- 1996-97 Ben Braun, CAL
- 1997-98 Lute Olson, ARIZ
- 1998-99 Mike Montgomery, STAN
- 1999-00 Mike Montgomery, STAN
- 2000-01 Steve Lavin, UCLA
- 2001-02 Ernie Kent, ORE
- 2002-03 Mike Montgomery, STAN
Lute Olson, ARIZ
- 2003-04 Mike Montgomery, STAN
- 2004-05 Lorenzo Romar, WASH
- 2005-06 Ben Howland, UCLA
- 2006-07 Tony Bennett, WSU
- 2007-08 Trent Johnson, STAN
- 2008-09 Lorenzo Romar, WASH
- 2009-10 Herb Sendek, ASU
- 2010-11 Sean Miller, ARIZ

DEFENSIVE PLAYER OF THE YEAR

- 1983-84 Butch Hays, CAL (Sr., Inglewood, Calif.)
- 1984-85 Nigel Miguel, UCLA (Sr., Pacoima, Calif.)
- 1985-86 Keith Morrison, WSU (Sr., Los Angeles, Calif.)
- 2007-08 Russell Westbrook, UCLA (So., Hawthorne, Calif.)
- 2008-09 Taj Gibson, USC (Jr., Brooklyn, N.Y.)
- 2009-10 Seth Tarver, OSU (Sr., Portland, Ore.)
- 2010-11 Marcus Simmons, USC (Sr., Alexandria, La.)

MOST IMPROVED PLAYER OF THE YEAR

- 2008-09 Justin Dentmon, WASH (Sr., Carbondale, Ill.)
- 2009-10 Nikola Vucevic, USC (So., Bar, Montenegro)
- 2010-11 Matthew Bryan-Amaning, WASH (Sr., London, England)

DISCONTINUED AWARDS

SIXTH MAN OF THE YEAR

- 1983-84 Mike Wurm, WSU (Sr., St. Louis, Mo.)
- 1984-85 Glenn Smith, USC (Sr., Gardena, Calif.)
- 1985-86 Al Moscatel, WASH (Jr., Mercer Island, Wash.)
- 1986-87 Montel Hatcher, UCLA (Sr., Venice, Calif.)

NEWCOMER OF THE YEAR (Fred Hessler Award*)

- 1992-93 Marcell Capers, G, ASU (Jr., Los Angeles, Calif.)
- 1993-94 Isaac Burton, G, ASU (Jr., Los Angeles, Calif.)
- 1994-95 Shamon Antrum, G, WSU (Jr., New Haven, Conn.)
- 1995-96 Ed Gray, G, CAL (Jr., Riverside, Calif.)
- 1996-97 Rodrick Rhodes, F, USC (Sr., Jersey City, N.J.)
- 1997-98 Bobby Lazor, F, ASU (Jr., Norwich, N.Y.)
- 1998-99 Brian Scalabrine, C, USC (So., Enumclaw, Wash.)
- 1999-00 Loren Woods, C, ARIZ (Jr., St. Louis, Mo.)
- 2000-01 J Locklier, C, WSU (Jr., Rock Hill, S.C.)
- 2001-02 Doug Wrenn, F, WASH (So., Seattle, Wash.)
- 2002-03 Andre Joseph, G, ORE (Jr., Houston, Texas)
- 2003-04 Jeff McMillan, F, USC (Jr., Staten Island, N.Y.)
- 2004-05 Nick DeWitz, F, OSU (Jr., Chandler, Ariz.)
- 2005-06 Ryan Appleby, G, WASH (So., Stanwood, Wash.)

* - Named after the late UCLA radio broadcaster (selected by Pac-12 radio play-by-play announcers)

CONSENSUS ALL-AMERICANS

(First team unless indicated)

- 1915-16 Dick Romney, UTAH
- 1928-29 Vern Corbin, CAL
- 1932-33 Jerry Nemer, USC
- 1934-35 Lee Guttero, USC
- 1935-36 Bill Kinner, UTAH
- Angelo Luisetti, STAN
- 1936-37 Angelo Luisetti, STAN
- 1937-38 Angelo Luisetti, STAN
- 1938-39 Urgel Wintermute, ORE
- 1939-40 Ralph Vaughn, USC
- John Dick, ORE
- Jack Harvey, COLO (2nd)
- 1941-42 Robert Doll, COLO (2nd)
- 1943-44 Arnie Ferrin, UTAH (2nd)
- 1944-45 Arnie Ferrin, UTAH
- 1946-47 Arnie Ferrin, UTAH (2nd)
- Vern Gardner, UTAH (2nd)
- 1947-48 Arnie Ferrin, UTAH (2nd)
- Jack Nichols, WASH (2nd)
- Andy Wolfe, CAL (2nd)
- 1949-50 Bill Sharman, USC
- 1951-52 Bob Houbregs, WASH (2nd)
- 1952-53 Bob Houbregs, WASH
- 1955-56 Willie Naulls, UCLA (2nd)
- 1957-58 Dave Gambee, OSU (2nd)
- 1959-60 Darrall Imhoff, CAL
- 1960-61 Billy McGill, UTAH (2nd)
- 1961-62 Billy McGill, UTAH
- John Rudometkin, USC (2nd)
- 1963-64 Walt Hazzard, UCLA
- Mel Counts, OSU (2nd)
- 1964-65 Gail Goodrich, UCLA
- 1966-67 Lew Alcindor, UCLA
- 1967-68 Lew Alcindor, UCLA
- 1968-69 Lew Alcindor, UCLA
- Lucius Allen, UCLA (2nd)
- 1969-70 Sidney Wicks, UCLA (2nd)
- 1970-71 Sidney Wicks, UCLA
- Curtis Rowe, UCLA (2nd)
- 1971-72 Bill Walton, UCLA
- Henry Bibby, UCLA
- 1972-73 Bill Walton, UCLA
- Keith Wilkes, UCLA
- 1973-74 Keith Wilkes, UCLA
- Bill Walton, UCLA
- 1974-75 Luther Burden, UTAH (2nd)
- Dave Meyers, UCLA
- Gus Williams, USC (2nd)
- Ron Lee, ORE (2nd)
- 1975-76 Richard Washington, UCLA
- 1976-77 Marques Johnson, UCLA
- Greg Ballard, ORE (2nd)
- 1977-78 David Greenwood, UCLA
- 1978-79 David Greenwood, UCLA
- 1980-81 Steve Johnson, OSU
- 1987-88 Sean Elliott, ARIZ
- 1988-89 Sean Elliott, ARIZ
- Todd Lichti, STAN (2nd)
- 1989-90 Gary Payton, OSU
- 1991-92 Harold Miner, USC
- Adam Keefe, STAN (2nd)
- Don MacLean, UCLA (2nd)
- 1992-93 Chris Mills, ARIZ (3rd)
- 1993-94 Jason Kidd, CAL
- Khalid Reeves, ARIZ (2nd)
- Lamond Murray, CAL (3rd)
- 1994-95 Damon Stoudamire, ARIZ
- Ed O'Bannon, UCLA
- 1995-96 Shareef Abdur-Rahim, CAL (3rd)
- Keith Van Horn, UTAH (2nd)

- 1996-97 Chauncey Billups, COLO (2nd)
- Brevin Knight, STAN (2nd)
- Keith Van Horn, UTAH
- 1997-98 Mike Bibby, ARIZ
- Miles Simon, ARIZ
- 1998-99 Andre Miller, UTAH
- Jason Terry, ARIZ
- 2000-01 Casey Jacobsen, STAN
- 2001-02 Sam Clancy, USC
- 2002-03 Jason Gardner, ARIZ (2nd)
- 2003-04 Josh Childress, STAN
- 2004-05 Andrew Bogut, UTAH
- Ike Diogu, ASU (2nd)
- Salim Stoudamire, ARIZ (2nd)
- Nate Robinson, WASH (3rd)
- 2005-06 Brandon Roy, WASH
- Leon Powe, CAL (2nd)
- 2006-07 Arron Afflalo, UCLA
- 2007-08 Kevin Love, UCLA
- 2008-09 James Harden, ASU
- 2010-11 Derrick Williams, ARIZ (2nd)

NATIONAL PLAYER OF THE YEAR

- 1952-53 Bob Houbregs, WASH
- 1963-64 Walt Hazzard, UCLA (USBWA)
- 1966-67 Lew Alcindor, UCLA (UPI, AP, USBWA)
- 1968-69 Lew Alcindor, UCLA (UPI, AP, USBWA, NA)
- 1970-71 Sidney Wicks, UCLA (USBWA)
- 1971-72 Bill Walton, UCLA (UPI, AP, USBWA, NA)
- 1972-73 Bill Walton, UCLA (UPI, AP, USBWA, NA)
- 1973-74 Bill Walton, UCLA (UPI, AP, USBWA, NA)
- 1976-77 Marques Johnson, UCLA (UPI, AP, USBWA, WA, NA, NABC)
- 1988-89 Sean Elliott, ARIZ (AP, WA, NABC)
- 1989-90 Gary Payton, OSU (SI)
- 1991-92 Harold Miner, USC (SI)
- 1994-95 Ed O'Bannon, UCLA (BT, WA, USBWA)
- Tyus Edney, UCLA (FPN)
- 1995-96 *Shareef Abdur-Rahim, CAL (BT)
- 1996-97 *Mike Bibby, ARIZ (BW)
- 1998-99 Jason Terry, ARIZ (SI, BT, CBS/Chevrolet)
- 1999-00 *Jason Gardner, ARIZ (BT, BN, USBWA)
- *Casey Jacobsen, STAN (TSN)
- *Jason Kapono, UCLA (CBS SportsLine)
- 2002-03 Jason Gardner, ARIZ (FPN)
- 2004-05 Andrew Bogut, UTAH (WA, NA, AP, USBWA, NABC)

*National Freshman of the Year

NATIONAL COACH OF THE YEAR

- 1959-60 Pete Newell, CAL (UPI, USBWA)
- 1963-64 John Wooden, UCLA (UPI, USBWA)
- 1966-67 John Wooden, UCLA (UPI, AP, USBWA)
- 1968-69 John Wooden, UCLA (UPI, AP, NABC)
- 1969-70 John Wooden, UCLA (UPI, AP, USBWA, NABC)
- 1971-72 John Wooden, UCLA (UPI, AP, USBWA, NABC)
- 1972-73 John Wooden, UCLA (UPI, AP, USBWA)
- 1980-81 Ralph Miller, OSU (UPI, AP, USBWA)
- 1981-82 Ralph Miller, OSU (AP)
- 1983-84 Marv Harshman, WASH (NABC)
- 1990-91 Rick Majerus, UTAH (UPI)
- 1991-92 George Raveling, USC (NABC, CBS, BW)
- 1994-95 Jim Harrick, UCLA (NABC)
- 1999-00 Mike Montgomery, STAN (BT, NA)
- 2000-01 Lute Olson, ARIZ (Clair Bee)
- 2003-04 Mike Montgomery, STAN (BT, SI)
- 2006-07 Tony Bennett, WSU (USBWA, NABC, BT, CBS, NA, JP)

NCAA TOURNAMENT

OUTSTANDING PLAYER AWARD

1941-42 Howard Dallmar, STAN
 1963-64 Walt Hazzard, UCLA
 1966-67 Lew Alcindor, UCLA
 1967-68 Lew Alcindor, UCLA
 1968-69 Lew Alcindor, UCLA
 1969-70 Sidney Wicks, UCLA
 1971-72 Bill Walton, UCLA
 1972-73 Bill Walton, UCLA
 1974-75 Richard Washington, UCLA
 1994-95 Ed O'Bannon, UCLA
 1996-97 Miles Simon, ARIZ

NCAA FINAL FOUR ALL-TOURNAMENT TEAM

1952-53 Bob Houbregs, WASH
 1953-54 Roy Irvin, USC
 1958-59 Darrall Imhoff, CAL
 Denny Fitzpatrick, CAL
 1959-60 Darrall Imhoff, CAL
 1963-64 Walt Hazzard, UCLA
 Gail Goodrich, UCLA
 1964-65 Gail Goodrich, UCLA
 Edgar Lacey, UCLA
 Kenny Washington, UCLA
 1966-67 Lew Alcindor, UCLA
 Mike Warren, UCLA
 Lucius Allen, UCLA
 1967-68 Lew Alcindor, UCLA
 Mike Warren, UCLA
 Lucius Allen, UCLA
 Lynn Shackelford, UCLA
 1968-69 Lew Alcindor, UCLA
 John Vallely, UCLA
 1969-70 Sidney Wicks, UCLA
 John Vallely, UCLA
 Curtis Rowe, UCLA
 1970-71 Steve Patterson, UCLA
 Sidney Wicks, UCLA
 1971-72 Bill Walton, UCLA
 Keith Wilkes, UCLA
 1972-73 Bill Walton, UCLA
 1973-74 Bill Walton, UCLA
 1974-75 Richard Washington, UCLA
 Dave Meyers, UCLA
 1975-76 Marques Johnson, UCLA
 1979-80 Kiki Vandeweghe, UCLA
 Rod Foster, UCLA
 1987-88 Sean Elliott, ARIZ
 1994-95 Ed O'Bannon, UCLA
 Toby Bailey, UCLA
 1996-97 Mike Bibby, ARIZ
 Miles Simon, ARIZ
 1997-98 Arthur Lee, STAN
 2000-01 Richard Jefferson, ARIZ
 Loren Woods, ARIZ
 2005-06 Jordan Farmar, UCLA

NATIONAL INVITATIONAL TOURNAMENT

MOST OUTSTANDING PLAYER

1990-91 Adam Keefe, STAN
 1998-99 Sean Lampley, CAL

COLLEGIATE BASKETBALL INVITATIONAL

MOST OUTSTANDING PLAYER

2008-09 Roeland Schaftenaar, OSU
 2010-11 Joewan Catron, ORE

NAISMITH MEMORIAL BASKETBALL

HALL OF FAME MEMBERS

Kareem Abdul-Jabbar, player, UCLA
 Sam Barry, coach, USC
 Larry Brown, coach, UCLA
 John Bunn, coach, STAN
 Everett Dean, coach, STAN
 Laddie Gale, player, ORE
 Jack Gardner, player/coach, USC/UTAH
 Slat Gill, player and coach, OSU
 Gail Goodrich, player, UCLA
 Marv Harshman, coach, WASH and WSU
 Howard Hobson, player and coach, ORE
 Bob Houbregs, player, WASH
 Lloyd Leith, official, CAL
 Hank Luisetti, player, STAN
 Ralph Miller, coach, OSU
 Pete Newell, coach, CAL
 Lute Olson, coach, ARIZ
 Jim Pollard, player, STAN
 Bill Sharman, player, USC
 Bill Walton, player, UCLA
 Tex Winter, coach, WASH
 John Wooden, coach, UCLA

Legend

AP	Associated Press
BA	Basketball America
BN	Basketball News
BT	Basketball Times
BW	Basketball Weekly
CBS/Chev	CBS/Chevrolet
FPN	Frances Pomeroy Naismith
JP	Jim Phelan Award
NA	Naismith Award
NABC	National Association of Basketball Coaches
SI	Sports Illustrated
TSN	The Sporting News
UPI	United Press International
USBWA	United States Basketball Writers Association
WA	Wooden Award

Draft began in 1947. 1st Round picks only listed from 1967-78 (order prior to 1967 unavailable). All picks listed since 1979. Number in parenthesis after year is rounds of Draft.

1967 (20)

1st (none)

1968 (21)

1st 11. Bill Hewitt (USC), Los Angeles

1969 (20)

1st 1. Lew Alcindor (UCLA), Milwaukee
3. Lucius Allen (UCLA), Seattle

1970 (19)

1st 14. John Vallely (UCLA), Atlanta
16. Gary Freeman (OSU), Milwaukee

1971 (19)

1st 2. Sidney Wicks (UCLA), Portland
7. Cliff Meely (COLO), San Diego
9. Stan Love (ORE), Baltimore
11. Curtis Rowe (UCLA), Detroit (Phil Chenier (CAL), taken by Baltimore in 1st round of supplementary draft for hardship cases)

1972 (10)

1st 5. Fred Boyd (OSU), Phoenix
10. Paul Westphal (USC), Boston

1973 (21)

1st 16. Swen Nater (UCLA), Milwaukee

1974 (10)

1st 1. Bill Walton (UCLA), Portland
6. Scott Wedman (COLO), KC-Omaha
10. Mike Sojourner (UTAH), Atlanta
11. Keith Wilkes (UCLA), Golden State

1975 (10)

1st 2. David Meyers (UCLA), Los Angeles
5. Lionel Hollins (ASU), Portland
7. Rich Kelley (STAN), New Orleans
15. John Lambert (USC), Cleveland

1976 (10)

1st 3. Richard Washington (UCLA), Kansas City
10. Ron Lee (ORE), Phoenix

1977 (Eight)

1st 3. Marques Johnson (UCLA), Milwaukee
4. Greg Ballard (ORE), Washington

1978 (10)

1st 22. Ray Townsend (UCLA), Golden State

1979 (10)

1st 2. Dave Greenwood (UCLA), Chicago
9. Larry Demic (ARIZ), New York
10. Roy Hamilton (UCLA), Detroit
11. Cliff Robinson (USC), New Jersey
14. Brad Holland (UCLA), Los Angeles
2nd 32. Tony Zeno (ASU), Indiana
4th 67. Greg Deane (UTAH), Utah
73. James Donaldson (WSU), Seattle
5th 89. Perry Wolfe (STAN), Utah
6th 114. Steve Smith (USC), Chicago
123. Dan Hartshorne (ORE), Philadelphia
9th 175. Gene Ransom (CAL), Golden State
180. Coby Leavitt (UTAH), Philadelphia
181. Emmett Lewis (COLO), Denver
10th 190. Marvin Thomas (UCLA), Chicago
195. Kelvin Small (ORE), Portland

1980 (10)

1st 11. Kiki Vandeweghe (UCLA), Dallas
18. Don Collins (WSU), Atlanta
2nd 42. Kimberly Belton (STAN), Phoenix
3rd 47. Kurt Nimphius (ASU), Denver
50. James Wilkes (UCLA), Chicago
53. Stuart House (WSU), Cleveland
65. Doug True (CAL), Phoenix
5th 95. Don Carfino (USC), Golden State
103. Darrell Allums (UCLA), Dallas
6th 134. Coby Leavitt (UTAH), Phoenix
7th 141. Lorenzo Romar (WASH), Golden State
148. Greg Sims (UCLA), Portland
152. Joe Nehls (ARIZ), Houston

1981 (10)

1st 7. Steve Johnson (OSU), Kansas City
5. Danny Vranes (UTAH), Seattle
8. Tom Chambers (UTAH), San Diego
21. Alton Lister (ASU), Milwaukee
33. Sam Williams (ASU), Golden State
2nd 36. Ray Blume (OSU), Indiana
3rd 53. Mark Radford (OSU), Seattle
60. Purvis Miller (USC), Indiana
61. Petur Gudmundsson (WASH), Portland
4th 79. Ron Davis (ARIZ), Washington
5th 96. Joe Cooper (COLO), New Jersey
97. Mike Clark (ORE), Utah
99. Andra Griffin (WASH), Seattle
108. Johnny Nash (ASU), Chicago
6th 116. Karl Bankowski (UTAH), Dallas
129. Robert Fronk (WASH), Indiana
134. Kevin Singleton (CAL), Los Angeles
146. JoJo Hunter (COLO), Milwaukee
7th 148. Roby Dosty (ARIZ), Golden State
9th 212. Brian Johnson (COLO), Phoenix
10th 206. Vic Sison (UCLA), New Jersey
213. Barry Brooks (USC), Golden State
216. Kenny Easley (UCLA), Chicago
220. Felton Sealey (ORE), Phoenix

1982 (10)

1st 11. Lafayette Lever (ASU), Portland
14. Lester Conner (OSU), Golden State
22. Mark McNamara (CAL), Philadelphia
2nd 41. Dwight Anderson (USC), Houston
3rd 52. Dan Caldwell (WASH), New York
65. John Greig (ORE), Seattle
4th 72. Mark Eaton (UCLA), Utah
74. Mike Sanders (UCLA), Kansas City
7th 151. Tony Anderson (UCLA), New Jersey
159. Maurice Williams (USC), Los Angeles
8th 173. Jacques Tuz (COLO), San Diego
180. Steve Burks (WASH), Seattle
9th 199. Ken Lyles (WASH), Denver
200. Dean Sears (UCLA), Denver

1983 (10)

1st 4. Byron Scott (ASU), San Diego
2nd 28. Rod Foster (UCLA), Phoenix
34. Guy Williams (WSU), Washington
43. Pace Mannion (UTAH), Golden State
45. Paul Williams (ASU), Phoenix
3rd 48. Craig Ehlo (WSU), Houston
53. Michael Holton (UCLA), Golden State
57. Darren Daye (UCLA), Washington
60. Steve Harriel (WSU), Kansas City
5th 109. Brad Watson (WASH), Seattle
7th 143. Dan Evans (OSU), San Diego
144. Jacque Hill (USC), Chicago
145. Peter Williams (UTAH), Golden State
147. Rob Gonzalez (COLO), Detroit
8th 177. Frank Smith (ARIZ), Portland
10th 219. Aaron Haskins (WSU), Kansas City

1984 (10)

1st 13. Jay Humphries (COLO), Phoenix
21. Kenny Fields (UCLA), Milwaukee
2nd 29. Stuart Gray (UCLA), Indiana
38. Charles Sitton (OSU), Dallas
4th 71. Ralph Jackson (UCLA), Indiana
92. John Revelli (STAN), LA Lakers
6th 138. Keith Jones (STAN), LA Lakers
7th 141. Butch Hays (CAL), Chicago
144. David Brantley (ORE), Clippers
146. Michael Pitts (CAL), San Antonio
152. Gary Gatewood (ORE), Seattle
8th 177. Chris Winans (UTAH), New Jersey

1985 (Seven)

1st 8. Detlef Schrempf (WASH), Dallas
15. Blair Rasmussen (ORE), Denver
23. A.C. Green (OSU), LA Lakers
3rd 49. Brad Wright (UCLA), Golden State
62. Nigel Miguel (UCLA), New Jersey
4th 74. Jim Deines (ASU), LA Clippers
75. Alex Stivrins (COLO), Seattle
89. Pete Williams (ARIZ), Denver
5th 99. Wayne Carlander (USC), Sacramento
106. Clayton Olivier (USC), San Antonio
6th 128. Chris Harper (ORE), San Antonio
7th 143. Gary Maloncon (UCLA), LA Clippers

1986 (Seven)

5th 103. Keith Morrison (WSU), Sacramento
104. Paul Fortier (WASH), Washington
106. Jerry Adams (ORE), Portland
7th 141. Steve Woodside (OSU), Indiana

1987 (Seven)

1st 7. Kevin Johnson (CAL), Cleveland
11. Reggie Miller (UCLA), Indiana
15. Jose Ortiz (OSU), Utah
16. Christian Welp (WASH), Philadelphia
2nd 37. Derrick Dowell (USC), Washington
3rd 51. Sven Meyer (ORE), Sacramento
4th 76. Steve Beck (ASU), Phoenix
79. Jack Haley (UCLA), Chicago
5th 114. Dave Butler (CAL), Boston
6th 128. Dwayne Scholtens (WSU), Washington
7th 149. Montel Hatcher (UCLA), Indiana

1988 (Three)

2nd 34. Tom Tolbert (ARIZ), Charlotte
37. Greg Butler (STAN), New York
44. Anthony Taylor (ORE), Atlanta
50. Steve Kerr (ARIZ), Phoenix

1989 (Two)

- 1st 3. Sean Elliott (ARIZ), San Antonio
- 10. Pooh Richardson (UCLA), Minnesota
- 15. Todd Lichti (STAN), Denver
- 24. Anthony Cook (ARIZ), Phoenix
- 2nd 50. Brian Quinnett (WSU), New York

1990 (Two)

- 1st 2. Gary Payton (OSU), Seattle
- 2nd 36. Trevor Wilson (UCLA), Atlanta
- 38. Jud Buechler (ARIZ), Seattle

1991 (Two)

- 1st 10. Brian Williams (ARIZ), Orlando
- 11. Terrell Brandon (ORE), Cleveland
- 25. Shaun Vandiver (COLO), Golden State
- 2nd 48. Isaac Austin (ASU), Utah

1992 (Two)

- 1st 10. Adam Keefe (STAN), Atlanta
- 12. Harold Miner (USC), Miami
- 18. Tracy Murray (UCLA), San Antonio
- 19. Don MacLean (UCLA), Detroit
- 2nd 30. Sean Rooks (ARIZ), Dallas
- 36. Duane Cooper (USC), LA Lakers

1993 (Two)

- 1st 14. Scott Haskin (OSU), Indiana
- 22. Chris Mills (ARIZ), Cleveland
- 2nd 35. Ed Stokes (ARIZ), Miami
- 40. Rich Manning (WASH), Atlanta
- 43. Josh Grant (UTAH), Denver
- 46. Richard Petruska (UCLA), Houston
- 54. Byron Wilson (UTAH), Phoenix

1994 (Two)

- 1st 2. Jason Kidd (CAL), Dallas
- 7. Lamond Murray (CAL), LA Clippers
- 12. Khalid Reeves (ARIZ), Miami

1995 (Two)

- 1st 7. Damon Stoudamire (ARIZ), Toronto
- 9. Ed O'Bannon (UCLA), New Jersey
- 15. Brent Barry (OSU), Denver
- 22. George Zidek (UCLA), Charlotte
- 27. Mario Bennett (ASU), Phoenix
- 2nd 42. Donnie Boyce (COLO), Atlanta
- 47. Tyus Edney (UCLA), Sacramento

1996 (Two)

- 1st 3. Shareef Abdur-Rahim (CAL), Vancouver
- 2nd 31. Mark Hedrickson (WSU), Philadelphia
- 35. Joesph Blair (ARIZ), Seattle
- 43. Ben Davis (ARIZ), Phoenix
- 47. Ron Riley (ASU), Seattle
- 56. Reggie Geary (ARIZ), Cleveland

1997 (Two)

- 1st 2. Keith Van Horn (UTAH), Philadelphia
- 3. Chauncey Billups (COLO), Boston
- 16. Brevin Knight (STAN), Cleveland
- 22. Ed Gray (CAL), Atlanta
- 24. Rodrick Rhodes (USC), Houston
- 2nd 31. Mark Sanford (WASH), Miami
- 32. Charles O'Bannon (UCLA), Detroit

1998 (Two)

- 1st 2. Mike Bibby (ARIZ), Vancouver
- 12. Michael Doleac (UTAH), Orlando
- 14. Michael Dickerson (ARIZ), Houston
- 28. Corey Benjamin (OSU), Chicago
- 2nd 33. Jelani McCoy (UCLA), Seattle
- 42. Miles Simon (ARIZ), Orlando
- 44. Sean Marks (CAL), New York
- 45. Toby Bailey (UCLA), LA Lakers
- 56. J.R. Henderson (UCLA), Vancouver

1999 (Two)

- 1st 3. Baron Davis (UCLA), Charlotte
- 8. Andre Miller (UTAH), Cleveland
- 10. Jason Terry (ARIZ), Atlanta
- 2nd 39. A.J. Bramlett (ARIZ), Cleveland
- 41. Francisco Elson (CAL), Denver
- 47. Todd MacCulloch (WASH), Philadelphia
- 56. Tim Young (STAN), Golden State

2000 (Two)

- 1st 11. Jerome Moiso (UCLA), Boston
- 29. Mark Madsen (STAN), LA Lakers
- 2nd 37. Eddie House (ASU), Miami
- 40. Hanno Mottola (UTAH), Atlanta
- 56. Jaquay Walls (COLO), Indiana

2001 (Two)

- 1st 13. Richard Jefferson (ARIZ), Houston
- 18. Jason Collins (STAN), Houston
- 31. Gilbert Arenas (ARIZ), Golden State
- 2nd 35. Brian Scalabrine (USC), New Jersey
- 36. Jeff Trepagnier (USC), Cleveland
- 39. Michael Wright (ARIZ), New York
- 40. Earl Watson (UCLA), Seattle
- 45. Sean Lampley (CAL), Chicago
- 46. Loren Woods (ARIZ), Minnesota
- 53. Jarron Collins (STAN), Utah
- 58. Bryan Bracey (ORE), San Antonio

2002 (Two)

- 1st 14. Frederick Jones (ORE), Indiana
- 18. Curtis Borchardt (STAN), Utah
- 22. Casey Jacobsen (STAN), Phoenix
- 2nd 34. Dan Gadzuric (UCLA), Milwaukee
- 45. Sam Clancy (USC), Philadelphia
- 46. Matt Barnes (UCLA), Cleveland
- 47. Jamaal Sampson (CAL), Milwaukee

2003 (Two)

- 1st 14. Luke Ridnour (ORE), Seattle
- 2nd 31. Jason Kapon (UCLA), Cleveland
- 32. Luke Walton (ARIZ), LA Lakers
- 53. Tommy Smith (ASU), Chicago

2004 (Two)

- 1st 6. Josh Childress (STAN), Atlanta
- 9. Andre Iguodala (ARIZ), Philadelphia
- 10. Luke Jackson (ORE), Cleveland
- 29. David Harrison (COLO), Indiana
- 2nd 43. Trevor Ariza (UCLA), New York

2005 (Two)

- 1st 1. Andrew Bogut (UTAH), Milwaukee
- 8. Channing Frye (ARIZ), New York
- 9. Ike Diogu (ASU), Golden State
- 21. Nate Robinson (WASH), Phoenix
- 2nd 31. Salim Stoudamire (ARIZ), Atlanta
- 54. Dijon Thompson (UCLA), New York

2006 (Two)

- 1st 6. Brandon Roy (WASH), Minnesota
- 26. Jordan Farmar (UCLA), LA Lakers
- 2nd 37. Bobby Jones (WASH), Minnesota
- 49. Leon Powe (CAL), Denver
- 50. Ryan Hollins (UCLA), Charlotte
- 54. Hassan Adams (ARIZ), New Jersey

2007 (Two)

- 1st 10. Spencer Hawes (WASH), Sacramento
- 16. Nick Young (USC), Washington
- 26. Aaron Brooks (ORE), Houston
- 27. Arron Afflalo (UCLA), Detroit
- 2nd 32. Gabe Pruitt (USC), Boston
- 33. Marcus Williams (ARIZ), San Antonio

2008 (Two)

- 1st 3. O.J. Mayo (USC), Chicago
- 4. Russell Westbrook (UCLA), Seattle
- 5. Kevin Love (UCLA), Houston
- 10. Brook Lopez (STAN), New Jersey
- 11. Jerryd Bayless (ARIZ), Indiana
- 15. Robin Lopez (STAN), Phoenix
- 21. Ryan Anderson (CAL), New Jersey
- 2nd 37. Luc Richard Mbah a Moute (UCLA), Milwaukee
- 38. Kyle Weaver (WSU), Charlotte
- 48. Malik Hairston (ORE), Phoenix
- 50. DeVon Hardin (CAL), Seattle
- 54. Maarty Leunen (ORE), Houston

2009 (Two)

- 1st 3. James Harden (ASU), Oklahoma City
- 8. Jordan Hill (ARIZ), New York
- 9. DeMar DeRozan (USC), Toronto
- 17. Jrue Holiday (UCLA), Philadelphia
- 21. Darren Collison (UCLA), New Orleans
- 26. Taj Gibson (USC), Chicago
- 2nd 31. Jeff Pendergraph (ASU), Sacramento
- 38. Jon Brockman (WASH), Portland
- 44. Chase Budinger (ARIZ), Detroit

2010 (Two)

- 1st 26. Quincy Pondexter (WASH), OK City
- 2nd 39. Landry Fields (STAN), New York

2011 (Two)

- 1st 2. Derrick Williams (ARIZ), Minnesota
- 11. Klay Thompson (WSU), Golden State
- 16. Nikola Vucevic (USC), Philadelphia
- 2nd 35. Tyler Honeycutt (UCLA), Sacramento
- 43. Malcolm Lee (UCLA), Chicago
- 60. Isaiah Thomas (WASH), Sacramento



Basketball.

At 76[®] gas, we support those who strive to be the best at what they do. That's because we strive every day to create the best TOP TIER Detergent Gasoline we can, gas that helps provide extended mileage, lower emissions and a cleaner performing engine. It's not quite as exciting as getting a triple-double, but we think it's important.

We're on the driver's side 





LARRY SCOTT COMMISSIONER

Larry Scott came to college athletics in 2009 with an energy and bold vision that he has used to deliver monumental changes to one of the most storied Conferences in the country, the Pacific-10, and transform it into a modern 12-team Conference built for long-term success. Welcome to the Pac-12.

Scott succeeded Tom Hansen as the sixth Commissioner of the Pac-10 Conference on July 1, 2009. Scott came to collegiate athletics after serving six years as Chairman and Chief Executive Officer of the Sony Ericsson WTA Tour (Women's Tennis Association), where he helped generate unprecedented growth and popularity for women's professional tennis on a global scale.

He has established a solid track record of innovation and growth -- across a range of different sports, at both the college and professional levels -- grounded in deep experience that goes back to his student-athlete days at Harvard.

At the WTA Tour Scott achieved the long-sought goal of equal prize money for women in tennis' grand slam events. He also became the architect of the largest-ever sponsorship in both women's sports and professional tennis, a six-year \$88-million landmark title sponsorship agreement with Sony Ericsson. Among his many other WTA achievements are the largest television deal in women's tennis history, and a reform package that led to a 40 percent increase in prize money - a record \$86 million - and \$750 million in facilities investment.

More recently, in his first two years as Commissioner of the Pac-10, Scott has led the Conference through expansion for the first time since 1978 by successfully adding Colorado and Utah, created a Football Championship Game for the first time in Conference history, secured agreement for equal revenue sharing for the first time ever, delivered a landmark media rights agreement with ESPN and Fox that dramatically increases revenue and national exposure for schools, and created the Pac-12 Network and Pac-12 Digital Network that promises to significantly enhance exposure for all sports throughout the Conference. He has also orchestrated a rebranding of the Conference, with messages of innovation, excellence, and the advantages of West Coast location at its core.

Scott has earned major recognition for his visionary leadership: In 2008 the Sony Ericsson WTA Tour was nominated by Sports Business Journal as Sports League of the Year and was the recipient of the Women's Sports Foundation Billie Jean King Contribution Award. In 2008, Scott was named to Time Magazine's list of best global sports executives.

Scott's career in athletics extends back to his captaincy of Harvard's tennis team, where he was named an All-American, earned a B.A. in European History in 1986, and gained a lifelong appreciation for the importance of maintaining a careful balance between academics and sports. He went on to play tennis professionally on the ATP circuit, winning one title, and then going on to serve for more than a decade in key posts, including Chief Operating Officer, President of ATP Properties, and Executive Vice President of the International Group. In these roles, which included postings in Sydney, Monte Carlo and London, he was credited with significantly growing the global popularity of men's tennis, establishing the Tennis Masters Cup as one of the sport's most successful events, negotiating the renewal of the ATP's 13-year partnership with Mercedes-Benz -- which remains one of the preeminent sponsorship agreements in tennis history -- and launching tournaments in such developing regions as China and the Persian Gulf.

Larry and his wife, Cybille, live in Danville, Calif., and have three children, Alexander, Sebastien and Alannah.

SCOTT QUICK FACTS

CURRENT POSITION:

Commissioner
Pac-12 Conference
July 1, 2009-Present

PREVIOUS POSITION:

Chairman & CEO • WTA Tour
April 15, 2003-June 30, 2009

HONORS:

- *TIME* Magazine's List of Best Sports Executives, 2008
- *Sports Business Journal* Sports League of the Year Nominee, 2008

EDUCATION:

Harvard University, B.A. European History
1986 graduate with Honors

ATHLETIC ACCOMPLISHMENTS:

All-American tennis player at Harvard
Three-year professional tennis player, winning one ATP title

PREVIOUS PAC-12 COMMISSIONERS

EDWIN N. ATHERTON
1940-1944

VICTOR O. SCHMIDT
1944-1959

THOMAS J. HAMILTON
1959-1971

WILES HALLOCK
1971-1983

THOMAS C. HANSEN
1983-2009

LAWRENCE G. SCOTT
2009-Present

LEARFIELD SPORTS DIRECTORS' CUP

Six Pac-10 Conference institutions finished the 2010-11 academic year ranked in the final Learfield Sports Directors' Cup top 25, the National Association of Collegiate Directors of Athletics (NACDA) announced today. Two institutions, STANFORD and CALIFORNIA, were in the top five, the most of any conference.

The Conference of Champions was represented by five members in the Directors' Cup top 20, tied for the most with the ACC. The Cardinal won its 17th-consecutive cup after claiming national championships in men's gymnastics and women's water polo, and runner-up finishes in women's tennis and women's soccer, accumulating an impressive 1550.25 points, 273.2 points better than second-place Ohio State.

CALIFORNIA posted its highest-ever finish in the standings and sixth-straight top-10 showing, placing third overall with 1219.50 points after sweeping the men's and women's swimming and diving titles. Also placing in the top 25 were UCLA (11th, 1020.75), USC (14th, 990.25), ARIZONA (16th, 906.00) and WASHINGTON (21st, 779.30).

ARIZONA STATE was just out of the top 25, placing 27th with 692.50 points, and OREGON was 30th with 640.75 points. OREGON STATE was 69th overall (272.00), followed by WASHINGTON STATE (135th, 118.50).

COLORADO and UTAH, who officially joined the Pac-12 Conference today, also placed in the top 75. The Buffaloes were 66th with 315.50 points, while the Utes collected 266.00 points for 71st place.

CONFERENCE BREAKDOWN

Conference	Top-25 Schools
1. Pac-10 (10)	6
SEC (12)	6
3. ACC (12)	5
4. Big Ten (11)	4
5. Big 12 (12)	3
6. Big East (16)	1

WHERE PAC-10 SCHOOLS RANKED

School	Total Pts
1. Stanford	1,550.25
3. California	1,219.50
11. UCLA	1,020.25
14. USC	990.25
16. Arizona	906.00
21. Washington	779.30
27. Arizona State	692.50
30. Oregon	640.75
69. Oregon State	272.00
135. Washington State	118.50

Pac-12 Members:

66. Colorado	315.50
71. Utah	266.00

TOM HANSEN CONFERENCE MEDAL WINNERS



A Conference Medal is awarded annually to each member institution's outstanding senior male and female student-athlete based on the exhibition of the greatest combination of performance and achievement in scholarship, athletics and leadership. In 2009, the Pac-10 renamed the award the Tom Hansen Conference Medal in honor of Hansen, who retired at the end of June 2009 after serving for 26 years as Commissioner of the Pac-10.

The Tom Hansen Conference Medal winners will be honored at the State Farm Pride of the Pac-12 Breakfast held in Los Angeles in conjunction with the 2012 Pac-12 Men's and Women's Basketball Tournaments in March, 2012. Following are the 2010-11 award winners:

2010-11 PACIFIC-10 TOM HANSEN CONFERENCE MEDAL WINNERS

School	Men	Women
Arizona	Brooks Reed, Football	Paige Weber, Volleyball
Arizona State	Anthony Robles, Wrestling	Kelcy McKenna, Tennis
California	Nathan Lloyd, Swimming	Carli Lloyd, Volleyball
Oregon	Jordan Holmes, Football	Melissa Gergel, Track & Field
Oregon State	Alex Linnenkohl, Football	Jill Sawatzky, Volleyball
Stanford	Owen Marecic, Football	Sarah Flynn, Lacrosse
UCLA	Ben Hohl, Water Polo	Brittani McCullough, Gymnastics
USC	Murphy Troy, Volleyball	Lizette Salas, Golf
Washington	Scott Roth, Track & Field	Venise Chan, Tennis
Washington State	Jeshua Anderson, Track & Field	Marissa Tschida, Track & Field



KEVIN WEIBERG • Deputy Commissioner and Chief Operating Officer

Deputy Commissioner Kevin Weiberg has responsibility for all aspects of the Pac-12 Conference's administrative operations. He has oversight responsibility for the Conference's daily operations, including governance, enforcement, compliance, sport management, championships, football bowl relationships, officiating, and television administration.

Prior to joining the Pac-12, Weiberg was the Chief Executive Officer of iHoops from 2009 to 2010, a joint venture between the NCAA and NBA, formed to develop a structure and programs to improve the quality of youth basketball in the United States.

Weiberg has extensive experience in college athletics, as well. He served as vice president of university planning and development for the Big Ten Network from 2007-09. In addition, he served as deputy commissioner of the Big Ten Conference under Jim Delany from 1989 to 1998.

Weiberg served as commissioner of the Big 12 Conference from 1998 to 2007, overseeing its transformation into one of the most competitive and financially successful conferences in the country. Weiberg is a 1978 graduate of Kansas State University and earned a master's degree from Western Illinois University in 1979.



WOODIE DIXON • General Counsel and VP Business Affairs

Woodie Dixon joined the Pac-12 in April 2010 and manages all business affairs, in-house legal matters, football administration and human resources.

Prior to joining the Pac-12, Dixon spent six years (2005-10) as General Counsel for the NFL's Kansas City Chiefs overseeing all legal matters for the franchise, including player, marketing, sponsorship, stadium operations, special event and sales contracts, litigation and licensing. Previously, he has practiced law with the NFL, Sidley, Austin, Brown & Wood LLP in Chicago, and Dorsey & Whitney LLP in Minneapolis, Minn.

Dixon is a graduate of Harvard Law School, the University of Massachusetts graduate program in sports management and Amherst College.



DANETTE LEIGHTON • Chief Marketing Officer

Danette Leighton joined the Pac-12 Conference in April 2010 as the Conference's first Chief Marketing Officer. Her responsibilities include leading the Conference in the development and implementation of strategic marketing and communication programs, as well as integrating and supporting the marketing interests of the member institutions.

An Arizona graduate, Leighton returns to the Pac-12 where she began her career as a public relations intern. Most recently, she acted as Vice President of Marketing and Brand Development for Maloof Sports & Entertainment. She spent the last decade overseeing all marketing and branding efforts for the NBA's Sacramento Kings and ARCO Arena, as well as the business operations for the WNBA's Sacramento Monarchs.

Previously, she led Sony's sports marketing division, focusing on the PGA Tour and the Sony Open in Hawai'i. She also served as the executive director of the 1999 NCAA Women's Basketball Final Four at Stanford and worked in public relations for the Fiesta Bowl.



RON MCQUATE • Chief Financial Officer

McQuate joined the Pac-12 in March 2010 as the Chief Financial Officer. Prior to joining the Pac-12, McQuate spent seven years at the Sony Ericsson WTA Tour (WTA) where he served Sr. Vice President of Finance.

Before the WTA, McQuate acted as Vice President of Finance for the Soccer, Europe, and Events Divisions of AEG in Los Angeles, CA.

He began his career in sports with the Cleveland Indians as Controller and then Director of Corporate Planning and Development. McQuate earned his B.S.B.A. in accounting from the University of Dayton.



GLORIA NEVAREZ • Senior Associate Commissioner, Senior Woman Administrator

Gloria Nevarez was named the Pac-12's Senior Associate Commissioner, Senior Woman Administrator, in April 2010. Nevarez is responsible for the administration of the Conference's Senior Women Administrators and oversees all sports except football. She is the Conference liaison for men's basketball, women's volleyball and women's golf.

Nevarez has spent the last three years as Senior Associate Athletic Director at the University of Oklahoma overseeing marketing, human resources, men's and women's basketball, track and field, softball, soccer, rowing and strength and conditioning, as well as serving as the University's liaison for Title IX compliance and Big 12 governance issues. Before Oklahoma, Nevarez was Associate Commissioner/SWA for the West Coast Conference. She has served on the NCAA Management Council and NCAA Committee on Athletic Certification. She has previously held positions in program management, compliance, and legal affairs at the University of California. She also worked in the athletic department at San Jose State University and was an adjunct faculty member at the University of San Francisco.

Nevarez is a graduate of the University of Massachusetts where she earned a scholarship to play basketball and is a University of California Boalt Hall School of Law alum.



RON BARKER • Associate Commissioner, Governance & Enforcement

Ron Barker joined the Pac-12 as Assistant Commissioner for Governance and Enforcement in October of 2001 and was promoted to Associate Commissioner in February of 2006. His job duties include administering the Conference's enforcement and NCAA governance programs and working with the Faculty Athletic Representative group as well as managing the hardship petitions.

Prior to joining the Pac-12, Barker served as an enforcement representative for the National Collegiate Athletic Association (1999-2001). He has also been an investigator for the Legal Department of Novell, Inc. of Provo, Utah (1992-99) and served as a graduate assistant basketball coach at Brigham Young University (1989-91).

A former professional basketball player for Deportivo Luqueño (Paraguay), Barker is a 1987 graduate of California State University, Long Beach. He earned his master's degree in sports administration from BYU in 1991. He and his wife, Heidi, have four children.



CHRIS DAWSON • Associate Commissioner, Sports Management

Chris Dawson was named Assistant Commissioner of Olympic Sports in August 2001 and was promoted to Associate Commissioner in February of 2006. She is the Conference liaison for women's basketball, men's soccer, swimming and diving, tennis and softball. Dawson is also responsible for administering the officiating policy. She currently serves on the NCAA Division I Awards, Benefits, Expenses and Financial Aid Cabinet.

Prior to joining the Pac-12, Dawson spent 23 years at the University of California as the Associate Athletic Director for Sport Programs and Senior Women's Administrator from 1992 to 2001. She was named Assistant Athletic Director for the Cal Women's Athletic Department in 1989 and was the Sports Information Director for the women's department from 1979-89. Dawson served as the chair of the NCAA Championships & Competition Cabinet, and as a member of the NCAA Strategic Planning Cabinet, the NCAA Soccer Rules Committee, the NCAA Woman of the Year Committee and the NCAA Volleyball Committee.

Dawson is a 1975 honors graduate of the University of Virginia where she was a student-athlete in basketball. She earned a master's degree in education, with emphasis in sport administration from Ohio University in 1979.



DAVE HIRSCH • Vice President, Communications

Dave Hirsch has been with the Pac-12 since 1995 and was promoted to Vice President, Communications in June 2010. His responsibilities include administering the Conference marketing and communications programs with particular emphasis in football and men's basketball. Hirsch serves as the Tournament Director for the Pacific Life Pac-12 Men's Basketball Tournament.

Prior to joining the Pac-12, Hirsch was a member of the University of Arizona media relations staff (1988-1995) where he was Coordinator of Information Services. In that role, he was director of media operations for the Wildcats' nationally-ranked basketball team. He has received numerous citations for excellence in publications by the College Sports Information Directors of America (CoSIDA).

From 1998-2007, Hirsch worked with the Tournament of Roses Association, serving as the Assistant Media Coordinator for the Rose Bowl Game.

Hirsch is a 1986 graduate of the University of Arizona and was a member of the Wildcat baseball team for two years.



DUANE LINDBERG • Associate Commissioner, Electronic Communications

Duane Lindberg returned to the Pac-12 staff for his second tour of duty in 1991 as Assistant Commissioner for Electronic Communications, and was promoted to Associate Commissioner, Television in February of 2006. His job duties include overseeing the Conference television agreements.

Lindberg spent 1989-91 at the Southwest Conference in Dallas as Assistant Commissioner overseeing the Conference's compliance program. His first stint at the Pac-12 saw him serve as Assistant Commissioner for Compliance and Enforcement in 1989, Assistant to the Commissioner from 1986-89, and Assistant Public Relations Director from 1983-86. He previously served two-and-one-half years as Assistant SID at USC.

A Tacoma, Wash., native, Lindberg has both undergraduate (1979) and master's (1981) degrees from the University of Washington.



MIKE MATTHEWS • Associate Commissioner, Compliance

Mike Matthews was named Assistant Commissioner in October of 1989 after spending three and a half years as Assistant Public Relations Director. Promoted to Associate Commissioner in February 2006, his responsibilities include assisting Pac-12 institutions with NCAA and Conference rules interpretations and their compliance programs.

Prior to joining the Pac-12, Matthews served two years as Assistant Commissioner of the West Coast Conference, two years as an Assistant Sports Information Director at the University of California, and four years as SID at Saint Mary's College (Calif.). He is a 1978 graduate of the University of California.

He and his wife Stephanie have two children, Christopher and Emma.



KIRK REYNOLDS • Vice President, Public Affairs

Kirk Reynolds joined the Pac-12 in August 2010 as Vice President of Public Affairs.

Prior to joining the Pac-12, Reynolds was director of communications for SC Investments Consulting, developing communication strategies for early stage companies, special events and professional athletes. He spent eight years (1997-2004) with the San Francisco 49ers, including the final six as director of public relations.

Reynolds began his career as assistant sports information director at UC Santa Barbara in 1988 before joining the Los Angeles/St. Louis Rams as public relations assistant (1994-96).

A native of Santa Barbara, CA, Reynolds graduated from UC Santa Barbara with a degree in political science. He and his wife Teri reside in Pleasanton, CA.



HEATHER VAUGHAN • Senior Director, Marketing

Vaughan joined the Pac-12 in June 2010 as the Conference's first Senior Director, Marketing. Her duties include enhancing the overall marketing and staging of all Pac-12 Championships and events, serving as the creative lead for the Conference and working with the marketing team to develop and execute strategic marketing plans.

Prior to joining the Conference, Vaughan worked for the Maloof Sports & Entertainment team for nine years, overseeing the creative services department. She was responsible for the marketing, branding and creative materials to support the NBA's Sacramento Kings, the WNBA's Sacramento Monarchs and ARCO arena. She also worked for several advertising agencies in the Los Angeles area.

A San Diego, Calif., native, Vaughan graduated from California State University Chico with a bachelor's degree in communication design. She also holds a master's degree in communications from California State University, Fullerton.



MATT ANDRUS • Controller

Matt Andrus joined the Conference in February 2010 as Controller. His responsibilities include day-to-day accounting, budgeting and reporting functions and maintaining the general ledger for the Pac-10.

Prior to joining the Pac-10, Andrus was a Business Development Associate at Premier Partnerships, an accountant at SEC Reporting at Wells Fargo and a Supervisor at Hayashi and Wayland. Andrus has gained additional sports industry experience through sports business development, soccer tournament management and venue security, and social media studies.

Andrus earned his undergraduate degree from California Polytechnic State University, San Luis Obispo and his master's degree in sport management from the University of San Francisco.



NATALIA CICCONE • Assistant Commissioner, Communications

Natalia Ciccone was named Assistant Commissioner of Communications for the Pac-10 in October 2008. Her responsibilities include assisting in the Conference's communications and marketing programs, with emphasis on women's basketball, volleyball and outdoor track & field, assisting with the Conference's internet and social media operations, and overseeing the production of the Conference's publications. She also serves as the Media Director of the Pac-10 Women's Basketball Tournament.

Ciccone was an Assistant Media Relations Director at the University of Maryland from 2002-2008, serving as the primary contact for the NCAA Champion women's basketball and field hockey teams. She served as assistant media coordinator for the NCAA Women's Basketball Tournament first and second rounds, and as media coordinator for a number of NCAA field hockey events, including the 2007 NCAA National Championship.

From 2000-03, Ciccone was a Sports Information Assistant at Penn State University, working with several nationally ranked teams. Prior to that, she was an Assistant Sports Information Director at Mount St. Mary's College (Md.).

Ciccone is a 1998 graduate of Goucher College where she was a member of the women's lacrosse team for four years. A New York City native, she resides in Concord, Calif., with her husband, Gene Brtalik, and their infant son.



KRISTINA CASE • Assistant Commissioner, Video Operations

Kristina Case was named Director of Video and Internet Operations in August 2006 and was promoted to Assistant Commissioner in August 2009. She assists with the procurement, storage and distribution of video of Pac-12 competition, as well as assisting with the video administration of the Conference website and command center. Her responsibilities also include working closely with the Conference's various sport officiating coordinators and with the Video Directors of each of the 12 member institutions.

A native of Philomath, Ore., Case is a graduate of Oregon State where she earned a degree in liberal studies, with an emphasis in multimedia. She was previously employed by Oregon Health & Science University. In addition, she served as an instant replay technician for the Pac-12 Conference during the 2005 football season.

Case, with her husband James and their daughter, resides in Concord, Calif.



CHRISTOPHER GILES • Director, Business Development

Chris Giles joined the Pac-12 in July 2009 and leads the Pac-12 Business Development Team. His responsibilities are identifying, analyzing and developing new business opportunities for the Conference in the areas of events, international expansion, media, and marketing.

Prior to joining the Pac-12, Chris oversaw the corporate development efforts at United Security Bancshares where he was responsible for the organization's merger and acquisition activities, and corporate strategy development.

Giles began his career analyzing and facilitating major debt and equity transactions in the retail and consumer goods industries as an investment banker at Bank of America Securities in New York City. He holds an undergraduate degree in Finance and Business Administration from California State University, Fresno and an MBA from the Haas School of Business at the University of California.



TAMMY NEWMAN • Assistant Commissioner, Governance & Enforcement

Tammy Newman joined the Pac-12 Conference in 1989. Promoted to Assistant Commissioner in February 2006, her responsibilities include administration of the NCAA legislative proposal and governance processes for the Conference office and institutional members. She also serves in the Conference's enforcement program and is the staff liaison to the Faculty Athletic Representatives Committee, DLIR, Legislative, and Nominating Committees. She also directs the Conference VIP hospitality programs at football bowl games.

Newman has a bachelor of arts degree from Saint Mary's College of California. A Bay Area native, she is married to Dennis Willing.



HEATHER PERRY • Assistant Commissioner, Sports Management & Championships

Heather Perry was named Assistant Commissioner of Championships in June 2007. She serves as the Conference liaison for baseball, women's gymnastics, men's and women's rowing, women's soccer, and is the Tournament Director for the Pac-12 Women's Basketball Championship.

Prior to joining the Pac-12, Perry spent nine years at the NCAA, most recently as the Associate Director of Playing Rules Administration. In her role, she has served as a championships administrator and media coordinator at the Women's College World Series, Women's Final Four, Division II Women's Elite Eight, Women's Frozen Four and the Women's Rowing Championship.

Perry earned her undergraduate degree from Ball State University in Muncie, Ind., where she received a bachelor of science degree in public relations with a minor in speech communication. She also has a master's degree in sports management from BSU.



ERIK PRICE • Assistant Commissioner, Compliance

Erik Price joined the Pac-12 Conference in October 2002 after spending seven years in the Office of the Faculty Athletics Representative at the University of California, serving as Senior Administrative Analyst (1994-2000). Promoted to Assistant Commissioner in February of 2006, his responsibilities include assisting the Compliance and Enforcement staff in monitoring and applying NCAA and Conference legislation. He coordinates the Pac-12 Student-Athlete Advisory Committee (SAAC).

A native of Berkeley, Calif., he is a 1989 graduate of Columbia University with a degree in economics and received a master's degree in journalism from the University of California in 1991.

He and his wife Paula are the parents of two children, Sasha and Ben.



KRISTINE BERNDT • Manager, Sports Management

Kristine Berndt joined the Conference office in August 2006 as the Administrative Fellow, and was hired on a full-time basis in July 2007. She was then promoted again to Manager of Sport Management and Championships in May 2010 and serves as the Conference liaison for men's and women's cross country and track and field, men's golf and wrestling. She is also responsible for overseeing the awards and the merchandise programs for the Conference. She will also serve as the Assistant Tournament Director for the Pac-12 Women's Basketball Championship.

Berndt earned her undergraduate degree from University of Alabama, Birmingham where she received a bachelor of science degree in physical education with a minor in Spanish. She is currently working on her thesis topic of the Work-Family Balance of Senior Level Women Administrators as a culmination project to earn a master's degree in sport management from San Jose State University.



ANNA ROBERTS • Director, Human Resources

Anna Roberts joined the Pac-12 in September 2011 as the Director of Human Resources and is responsible for all aspects of the Pac-12 people strategy including recruiting, retaining and developing employees. Prior to joining the Conference office, Roberts was at Support.com where she oversaw the human resources function for the company of more than 900 employees. In addition, she worked several years in a human resource function for Adecco Group.

Roberts graduated from California Polytechnic State University, San Luis Obispo, with a degree in English literature. Roberts, resides in Alameda with her husband, Edward, and their son.



PAT CESNIK • Executive Assistant, Commissioner

Pat Cesnik was named Executive Assistant to the Commissioner in June 2011. Cesnik joined the Pac-12 as Assistant Commissioner for Office Management in June 2008. She provides administrative assistance to the Commissioner and assists the Chief Financial Officer with management of the staff and office.

Prior to joining the Pac-12 staff, Cesnik was Director of Basketball Operations for the University of California men's basketball team, serving in that capacity for eight years.

A native of Pittsburgh, Pa., Cesnik and her husband, George, have two children, Julia and Adam.



LINA DIAZ • Assistant Director of Business & Finance

Lina Diaz was promoted to Assistant Director of Business and Finance in February 2006. She assists the Chief Financial Officer and Controller with maintaining the Conference's financial records and disbursement of funds.

Diaz joined the Pac-12 in October of 1991, but had worked in other part-time temporary capacities for the Conference since March of 1989 before joining the staff on a full-time basis.

A native of the Philippines, Diaz is a graduate of Far Eastern University in Manila with a degree in Commerce with an emphasis in banking and finance. She had worked in various secretarial positions around the Bay Area before joining the Pac-12.



TAYLOR LIEN • Business Development Manager

Taylor Lien joined the Pac-12 Conference in July 2009 as a member of the strategy team, and was promoted to Manager of Business Development in December 2009. As a member of the Business Development Team, Lien analyzes and develops revenue generating opportunities for the Conference in areas including events, international expansion, media, and marketing.

Lien is a 2009 graduate of the University of California where he received a bachelor's of science degree in business administration from the Haas School of Business. While a student at California, Lien interned with Preferred Capital Advisors and Eastdil Secured, performing real estate market research and compiling investment opportunity information.



NIC LLOYD • Digital Media Manager

Nic Lloyd joined the Pac-12 in September 2010 as the Digital Media Manager, and is responsible for developing, managing and maintaining the official Conference website – Pac-12.org, managing the Conference's social media channels, and executing digital marketing campaigns.

Prior to joining the Pac-12, Lloyd was the Online Content Editor for ISP Sports, where he maintained the official athletics site of the University of Georgia – Georgiadogs.com, contributed written and video content and increased the school's social media presence.

Lloyd is a 2007 graduate of the University of Georgia, where he graduated cum laude with a Bachelor of Arts in Journalism.



KATIE NEAL • Business Development Manager

Katie Neal joined the Pac-12 Conference in July 2009 as a member of the strategy team, and was promoted to the position of Business Development Manager in December 2009. Neal researches and examines topics critical to the success of the Conference, including marketing and brand development, international expansion, and additional revenue generating opportunities.

Prior to joining the Pac-12, Neal worked as an intern at Comcast Sports Net Bay Area assisting in the production of feature shows and live sports broadcasts in the Bay Area. Neal also worked as an intern in the information technology sector at Northrop Grumman, providing project management and organizational process support, as well as analysis of subcontractor relationships.

Neal graduated in 2009 from the University of California with a bachelor's degree in business from the Haas School of Business.



SARAH KEZELE • Communications Fellow

Sarah Kezele joined the Pac-12 as a Communications Fellow in July 2011. Kezele is a 2011 graduate of the University of Arizona with a bachelor's degree in Journalism and a minor in Spanish.

Prior to joining the Pac-12, Kezele was a general manager and sports reporter for UATV where she organized and created original programming to serve the Arizona campus. She also worked as a correspondent for ESPNU Campus Connection, creating video features on Wildcat student-athletes to air on ESPNU and ESPN.com. As a sports blogger for HerCampus.com, Kezele wrote weekly features on Arizona sporting events, coaches and athletes. Kezele also gained experience with numerous other media outlets, including Comcast SportsNet Bay Area, Fox Sports Net Arizona and the *Arizona Daily Star*.



THEO ROBERTSON • Administrative Fellow

Theo Robertson will serve as the Pac-12 Administrative Fellow in 2011-2012. Designed to prepare former student athletes with career interest in athletics, the one year fellowship program provides exposure to the profession of sports administration.

Robertson is a 2010 graduate from the University of California, Berkeley with a bachelor of arts degree in social welfare. As a member of the Cal basketball team from 2005-2010, he served as team captain in 2009 and 2010. Named second-team all-Pac-10, he was voted team MVP in 2010 for the conference champion golden bears.

He will be attending the University of San Francisco where he will be a masters candidate in the sports management program.



ALLISON YEE • Communications Intern

Allison Yee joined the Pac-12 as a Communications Fellow in July 2010. Yee is a 2008 graduate of the University of California with a bachelor of arts degree in mass communications. She earned a master's of education in intercollegiate athletic leadership degree from the University of Washington in the spring of 2010.

Prior to joining the Pac-12, Yee was a student intern in the Golden Bears' athletic media relations office where she produced, directed and filmed video features for CalBears.com, wrote features for *Cal Sports Quarterly* and assisted the media relations staff with coverage of a variety of sports, including track and field. Yee worked as the tournament notes coordinator for the 2010 NCAA Women's Basketball Championships first and second rounds hosted by Cal. Yee also assisted in Olympic Sports Operations at Cal, preparing budget reports for Championships bids and assisting in day-to-day team operations.

Through her coursework at UW, Yee also gained experience at USA Swimming and the California Interscholastic Federation.



Jenn Carey-Ruiz
Administrative Assistant
Sports Management &
Officiating




Wendy Heredia
Administrative Assistant
Marketing &
Communications



Erica Sigg
Administrative Assistant
Office Coordinator



Lytisha Santiago
Executive Assistant
General Counsel & CFO



Michelle Zumalt
Administrative Assistant
Deputy Commissioner &
COO



TONY CORRENTE • Coordinator of Football Officiating

Tony Corrente was appointed Coordinator of Football Officiating in June 2011. He officiated 20 seasons as a collegiate official, including 13 seasons at the Division I level. He has spent 16 seasons in the National Football League where he has been awarded the opportunity to officiate in the NFL postseason as either an on field official or as an alternate in 15 of his 16 seasons with the league. His postseason assignments have included two NFL Europe "World Bowls", two American Bowls (Sydney and Tokyo), the Pro Bowl, three Conference Championships and a pair of Super Bowls (XL and XLI).

Outside of his officiating profession, Corrente has earned his bachelors degree from Cal State Fullerton, and a masters degree in education from Azusa Pacific University. He is currently a high school educator in social sciences.



BILL MCCABE • Coordinator of Men's Basketball Officiating

Bill McCabe was appointed Coordinator of Men's Basketball Officiating in April 2006. A Division I basketball official from 1976-1995, McCabe is no stranger to the Pac-12, having worked in the Conference all but the first two of those years. McCabe, who had been an observer of men's basketball officials in the Pac-12 since 1995, has also officiated college football from 1978 to the present. In addition, he was an instant replay official in the National Football League (2000-2004) and was Supervisor of Officials in the America West Conference for three years.

Professionally, McCabe was with IBM for 33 years, and since 2002 has owned a medical equipment distribution company. He is a graduate of the University of Wyoming and has a degree in meteorology from San Jose State University. He commanded a weather squadron in the U.S. Air Force.



VIOLET PALMER • Coordinator of Women's Basketball Officiating

A pioneer in refereeing, Violet Palmer was named the Conference's Coordinator of Women's Basketball Officiating in May 2010. The first woman to officiate a major U.S. professional sport at the highest level when she became a referee in the National Basketball Association (NBA) in 1997, Palmer has been on the NBA's officiating roster for 13 years and is the only woman among the league's officiating staff.

Palmer has officiated NBA playoff games and the WNBA Championships. Prior to joining the professional ranks, she spent nine seasons officiating at the collegiate level, including five NCAA Women's Final Fours and two National Championship games.

Palmer's duties with the Pac-12 will include implementing the Conference's officiating program, as well as identifying, recruiting and assigning referees. Palmer's strength and focus on education and training will further develop the Conference's officials and elevate them to the next level.

Palmer is a native of Los Angeles and a four-year letterwinner at Cal Poly Pomona where she led the Broncos to the 1985 and 1986 NCAA crowns.



DAN PEDERSEN • Coordinator of Baseball Officiating

Dan Pedersen was named Coordinator of Baseball Officiating in July 2002. He spent 24 years as an NCAA Division I umpire and retired from the field in 2003. He has worked five College World Series (youngest at age 26) and more than twenty NCAA regional championships. He also worked the 1991 Pan American Games in Havana, Cuba, and is a former professional umpire.

Prior to joining the Pac-12 staff, Pedersen served as Supervisor of Baseball Umpires for the Western Athletic Conference. Under his guidance, the WAC program became one of the most successful in the nation. There is a tremendous contrast between his professional career and his baseball career. Dan spent 17 years managing programs within the space launch industry and is now serving in a senior management position developing and manufacturing the next generation of advanced avionics.

Pedersen holds a bachelor of science degree in business management. He and his wife, Melissa, have two children, Brady and Alyssa, and reside in San Diego, Calif.



JOANNE VENDITTO • Coordinator of Softball Officiating

Joanne Venditto was appointed the newly created Coordinator of Softball Officiating in June 2003. She brings more than two decades of experience with assigning and coordinating softball programs, including 10 years at the Division I level.

From 2001-03, Venditto served as Softball Umpire Liaison for the Pac-10, helping to facilitate communication between Pac-12 coaches and umpires, disseminating playing rule interpretations and assisting in the standardization of umpiring mechanics. She spent two years as Coordinator of Softball Umpires for the Big West Conference and has also assigned for the California Collegiate Athletic Conference (CCAA), the NAIA and the Western State Community College Conference. In addition to her work with conferences, Venditto coordinated four workshops in 2002-03 as part of the NCAA Umpire Development Program. As an official, she worked full Division I and Division II schedules from 1980-1991.

Venditto holds a degree in recreation administration from California State University Northridge.



SANDRA HUNT • Coordinator of Women's Soccer

Sandra Hunt was named Coordinator of Women's Soccer Officiating in April of 2009. Her duties include implementing the Conference's officiating program in women's soccer, as well as identifying, recruiting, training, assigning and evaluating referees for matches at Pac-12 institutions.

Hunt spent 17 years as an on-field official before retiring in 2004, representing the United States on officiating crews at a number of international events, including the 1999 and 2003 FIFA Women's World Cup, and the 2000 Olympic Games. Her experiences cover all levels of soccer, including the collegiate level where she was assigned the national championship game at the NCAA Women's College Cup twice. In 1998, she became one of the first two women to referee a game in Major League Soccer (MLS) and has also officiated in the Women's United Soccer Association (WUSA) professional league.

She is one of only 23 United States Soccer Federation (U.S.S.F.) national assessors designated a match inspector and is currently serving on the Board of Directorship for the U.S. Soccer Committee, National Association of Sports Officials (NASO) and Whatcom Sports Commission. Hunt a graduate of Seattle Pacific University with a degree in leisure and recreation.



CHARLIE BROWN • Coordinator of Women's Volleyball Officiating

Charlie Brown was appointed Coordinator of Women's Volleyball Officiating in December 1994. For more than 20 years, he's excelled in the sport as an athlete, high school coach and referee.

Until recently, Brown had coached the girl's team at Granada HS in Livermore, Calif., where his program was consistently among the best in the state. As a referee, he's worked nationally with all levels of competition, particularly the U.S. Sports Festival. Professionally, Brown is employed by Lawrence Livermore Laboratory, where he's involved with project management and design engineering.

NCAA TEAM TITLES WON BY CONFERENCE (ALL-TIME)

OVERALL

1. PAC-12	442
2. Big Ten	248
3. Southeastern	177
4. Big 12	147
5. Atlantic Coast	120
6. Ivy	92
7. Big East	86
8. Conference USA	46
9. Sun Belt	34
10. West Coast	30

NCAA TEAM TITLES WON BY CONFERENCE (ALL-TIME)

MEN'S TITLES

1. PAC-12	302
2. Big Ten	213
3. Big 12	116
4. Southeastern	100
5. Ivy	77
6. Big East	62
7. Atlantic Coast	56
8. Conference USA	46
9. Sun Belt	34
10. West Coast	23

WOMEN'S TITLES

1. PAC-12	140
2. Southeastern	77
3. Atlantic Coast	64
4. Big 12	31
5. Big Ten	35
6. Big East	24
7. Ivy	15
8. Colonial	13
9. Western Athletic	9
10. West Coast	7

NCAA TEAM TITLES WON BY SCHOOL (ALL-TIME)

MEN'S TITLES

1. USC	79
2. UCLA	71
3. STANFORD	61
4. Oklahoma State	50
5. Arkansas	41

WOMEN'S TITLES

1. STANFORD	40
2. UCLA	36
3. North Carolina	27
Louisiana State	25
5. Texas	22

NCAA TEAM TITLES WON BY PAC-12 SCHOOLS (ALL-TIME)

MEN'S TITLES

USC	79
UCLA	71
Stanford	61
California	25
Colorado	20
Oregon	13
Arizona State	11
Utah	11
Arizona	6
Oregon State	3
Washington State	2
TOTAL	302

WOMEN'S TITLES

Stanford	40
UCLA	36
USC	14
Arizona State	12
Arizona	11
Utah	9
Washington	6
California	5
Oregon	5
Colorado	2
TOTAL	140

NCAA INDIVIDUAL TITLES WON BY CONFERENCE (ALL-TIME)

MEN'S TITLES

1. Big Ten	1,411
2. PAC-12	1,403
3. Big 12	735
4. Southeastern	593
5. Ivy	374
6. Big East	297
7. Atlantic Coast	222
8. Conference USA	250
9. Sun Belt	118
10. Mountain West	105

WOMEN'S TITLES

1. PAC-12	616
2. Southeastern	548
3. Big 12	213
4. Big Ten	167
5. Atlantic Coast	129
6. Conference USA	91
7. Big East	82
8. Ivy	34
West Coast	34
10. Missouri Valley	16

NCAA INDIVIDUAL TITLES WON BY SCHOOL (ALL-TIME)

MEN'S TITLES

1. USC	303
2. STANFORD	259
Michigan	259
4. Ohio State	219
5. Texas	165

WOMEN'S TITLES

1. STANFORD	179
2. Texas	143
3. Florida	134
4. Georgia	129
5. UCLA	100

NCAA INDIVIDUAL TITLES WON BY PAC-12 SCHOOLS (ALL-TIME)

MEN'S TITLES

USC	303
Stanford	259
UCLA	162
California	135
Colorado	106
Washington State	80
Oregon	78
Utah	70
Arizona	62
Arizona State	61
Washington	55
Oregon State	32
TOTAL	1,403

WOMEN'S TITLES

Stanford	179
UCLA	100
Arizona	84
California	62
USC	60
Arizona State	43
Oregon	24
Utah	24
Washington	15
Colorado	12
Oregon State	7
Washington State	6
TOTAL	616



The NCAA sponsors championships in 36 men's and women's sports. Pac-10 teams won nine NCAA titles, most among all conferences, in 2010-11. CALIFORNIA, STANFORD and USC each claimed two NCAA crowns last season, with ARIZONA STATE, OREGON and UCLA also claiming a national title.

ALL-TIME NCAA CHAMPIONSHIPS BY SPORT » WOMEN'S SPORTS

BASKETBALL (4)

1982-83—USC
1983-84—USC
1989-90—Stanford
1991-92—Stanford

CROSS COUNTRY (10)

1983—Oregon
1987—Oregon
1997—Stanford
2000—Colorado
2003—Stanford
2004—Colorado
2005—Stanford
2006—Stanford
2007—Stanford
2008—Washington

GOLF (14)

1990—Arizona State
1991—UCLA
1993—Arizona State
1994—Arizona State
1995—Arizona State
1996—Arizona
1997—Arizona State
1998—Arizona State
2000—Arizona
2003—USC
2004—UCLA
2008—USC
2009—Arizona State
2011—UCLA

GYMNASTICS (15)

1982—Utah
1983—Utah
1984—Utah
1985—Utah
1986—Utah
1990—Utah
1992—Utah
1994—Utah
1995—Utah
1997—UCLA
2000—UCLA
2001—UCLA
2003—UCLA
2004—UCLA
2010—UCLA

ROWING (6)

1997—Washington
1998—Washington
2001—Washington
2005—California
2006—California
2009—Stanford

SOCCER (1)

2007—USC

SOFTBALL (23)

1982—UCLA
1984—UCLA
1985—UCLA
1988—UCLA
1989—UCLA

1990—UCLA
1991—Arizona
1992—UCLA
1993—Arizona
1994—Arizona
1996—Arizona
1997—Arizona
1999—UCLA
2001—Arizona
2002—California
2003—UCLA
2004—UCLA
2006—Arizona
2007—Arizona
2008—Arizona State
2009—Washington
2010—UCLA
2011—Arizona State

SWIMMING (12)

1983—Stanford
1989—Stanford
1992—Stanford
1993—Stanford
1994—Stanford
1995—Stanford
1996—Stanford
1997—USC
1998—Stanford
2008—Arizona
2009—California
2011—California

TENNIS (19)

1982—Stanford
1983—USC
1984—Stanford
1985—USC
1986—Stanford
1987—Stanford
1988—Stanford
1989—Stanford
1990—Stanford
1991—Stanford
1997—Stanford
1999—Stanford
2001—Stanford
2002—Stanford
2003—Stanford
2005—Stanford
2006—Stanford
2008—UCLA
2010—Stanford

INDOOR TRACK (6)

2000—UCLA
2001—UCLA
2007—Arizona State
2008—Arizona State
2010—Oregon
2011—Oregon

OUTDOOR TRACK (6)

1982—UCLA
1983—UCLA
1985—Oregon
2001—USC
2004—UCLA
2007—Arizona State

VOLLEYBALL (13)

1981—USC
1984—UCLA
1990—UCLA
1991—UCLA
1992—Stanford
1995—Stanford
1996—Stanford
1997—Stanford
2001—Stanford
2002—USC
2003—USC
2004—Stanford
2005—Washington

WATER POLO (11)

2001—UCLA
2002—Stanford
2003—UCLA
2004—USC
2005—UCLA
2006—UCLA
2007—UCLA
2008—UCLA
2009—UCLA
2010—USC
2011—USC



Arizona State won the NCAA softball title, providing the league' with its historic 400th NCAA title.

ALL-TIME NCAA CHAMPIONSHIPS BY SPORT » MEN'S SPORTS

BASEBALL (26)	2001—Colorado	1988—Utah	1964—USC	1936—USC	1993—UCLA
1947—California	2002—Stanford	1991—Colorado	1965—USC	1937—USC	1995—UCLA
1948—USC	2003—Stanford	1993—Utah	1966—UCLA	1938—USC	1996—UCLA
1957—California	2004—Colorado	1995—Colorado	1967—USC	1939—USC	1997—Stanford
1958—USC	2006—Colorado	1996—Utah	1968—USC	1940—USC	1998—UCLA
1961—USC	2007—Oregon	1997—Utah	1969—USC	1941—USC	2000—UCLA
1963—USC	2008—Oregon	1998—Colorado	1970—UCLA	1942—USC	2006—UCLA
1965—Arizona State		1999—Colorado	1971—UCLA	1943—USC	2010—Stanford
1967—Arizona State	GOLF (14)	2003—Utah	1973—Stanford	1949—USC	
1968—USC	1938—Stanford	2006—Colorado	1974—Stanford	1950—USC	WATER POLO (37)
1969—Arizona State	1939—Stanford	2011—Colorado	1975—UCLA	1951—USC	1969—UCLA
1970—USC	1941—Stanford		1976—UCLA	1952—USC	1971—UCLA
1971—USC	1942—Stanford	SOCCER (4)	USC	1953—USC	1972—UCLA
1972—USC	1946—Stanford	1985—UCLA	1977—Stanford	1954—USC	1973—California
1973—USC	1953—Stanford	1990—UCLA	1978—Stanford	1955—USC	1974—California
1974—USC	1988—UCLA	1998—UCLA	1979—UCLA	1956—UCLA	1975—California
1976—Arizona	1990—Arizona State	2002—UCLA	1980—Stanford	1958—USC	1976—Stanford
1977—Arizona State	1992—Arizona		1981—Stanford	1961—USC	1977—California
1978—USC	1994—Stanford	SWIMMING (22)	1982—UCLA	1962—Oregon	1978—Stanford
1980—Arizona	1996—Arizona State	1960—USC	1983—Stanford	1963—USC	1980—Stanford
1981—Arizona State	2004—California	1963—USC	1984—UCLA	1964—Oregon	1981—Stanford
1986—Arizona	2007—Stanford	1964—USC	1986—Stanford	1965—Oregon	1983—California
1987—Stanford	2008—UCLA	1965—USC	1988—Stanford	USC	1984—California
1988—Stanford		1966—USC	1989—Stanford	1966—UCLA	1985—Stanford
1998—USC	GYMNASTICS (13)	1967—Stanford	1990—Stanford	1967—USC	1986—Stanford
2006—Oregon State	1962—USC	1974—USC	1991—USC	1968—USC	1987—California
2007—Oregon State	1968—California	1975—USC	1992—Stanford	1970—Oregon	1988—California
	1975—California	1976—USC	1993—USC	1971—UCLA	1990—California
BASKETBALL (15)	1984—UCLA	1977—USC	1994—USC	1972—UCLA	1991—California
1938-39—Oregon	1986—Arizona State	1979—California	1995—Stanford	1973—UCLA	1992—California
1941-42—Stanford	1987—UCLA	1980—California	1996—Stanford	1976—USC	1993—Stanford
1958-59—California	1992—Stanford	1982—UCLA	1997—Stanford	1977—Arizona State	1994—Stanford
1963-64—UCLA	1993—Stanford	1985—Stanford	1998—Stanford	1978—UCLA	1995—UCLA
1964-65—UCLA	1995—Stanford	1986—Stanford	2000—Stanford	1984—Oregon	1996—UCLA
1966-67—UCLA	1997—California	1987—Stanford	2002—USC	1987—UCLA	1998—USC
1967-68—UCLA	1998—California	1992—Stanford	2005—UCLA	1988—UCLA	1999—UCLA
1968-69—UCLA	2009—Stanford	1993—Stanford	2009—USC	2000—Stanford	2000—UCLA
1969-70—UCLA	2011—Stanford	1994—Stanford	2010—USC		2001—Stanford
1970-71—UCLA		1998—Stanford	2011—USC	VOLLEYBALL (25)	2002—Stanford
1971-72—UCLA	SKIING (27)	2008—Arizona		1970—UCLA	2003—USC
1972-73—UCLA	1959—Colorado	2011—California	INDOOR TRACK (5)	1971—UCLA	2004—UCLA
1974-75—UCLA	1960—Colorado		1967—USC	1972—UCLA	2005—USC
1994-95—UCLA	1972—Colorado	TENNIS (52)	1972—USC	1974—UCLA	2006—California
1996-97—Arizona	1973—Colorado	1946—USC	1977—Wash. State	1975—UCLA	2007—California
	1974—Colorado	1950—UCLA	2008—Arizona State	1976—UCLA	2008—USC
BOXING (1)	1975—Colorado	1951—USC	2009—Oregon	1977—USC	2009—USC
1937—Wash. State	1976—Colorado	1952—UCLA		1979—UCLA	
	1977—Colorado	1953—UCLA	OUTDOOR TRACK (45)	1980—USC	WRESTLING (1)
CROSS COUNTRY (14)	1978—Colorado	1954—UCLA	1922—California	1981—UCLA	1988—Arizona State
1961—Oregon State	1979—Colorado	1955—USC	1925—Stanford	1982—UCLA	
1971—Oregon	1981—Utah	1956—UCLA	1926—USC	1983—UCLA	
1973—Oregon	1982—Colorado	1958—USC	1928—Stanford	1984—UCLA	
1974—Oregon	1983—Utah	1960—UCLA	1930—USC	1987—UCLA	
1977—Oregon	1984—Utah	1961—UCLA	1931—USC	1988—USC	
1997—Stanford	1986—Utah	1962—USC	1934—Stanford	1989—UCLA	
1998—Stanford	1987—Utah	1963—USC	1935—USC	1990—USC	

ALL-TIME NON-NCAA CHAMPIONSHIPS BY SPORT » MEN'S SPORTS

FOOTBALL (Polls)	ROWING (28)	1937—Washington	1976—California
1954—UCLA (UPI)	(IRA: pre-1979;	1939—California	1984—Washington
1962—USC (AP, UPI)	Cincinnati Regatta; 1982-)	1940—Washington	1997—Washington
1967—USC (AP, UPI)	1923—Washington	1941—Washington	1999—California
1972—USC (AP, UPI)	1924—Washington	1948—Washington	2000—California
1974—USC (UPI)	1926—Washington	1949—California	2002—California
1978—USC (UPI)	1928—California	1950—California	2007—Washington
1991—Washington	1932—California	1960—California	2009—Washington
(UPI, USA)	1934—California	1961—California	2011—Washington
2003—USC (AP)	1935—California	1964—California	
2004—USC (BCS)	1936—Washington	1970—Washington	

PAC-12 CHAMPIONSHIPS



BY SCHOOL » MEN'S TITLES

SPORT	ARIZ	ASU	CAL	COLO	ORE	OSU	STAN	UCLA	USC	UTAH	WASH	WSU
Baseball	3	9	23	0	13	10	16	7	38	0	12	22
Basketball	11	0	15	0	3	12	11	30	6	0	11	2
Cross Country	7	0	0	0	16	0	12	2	1	0	1	4
Football	1	3	14	0	9	5	12	17	38^	0	15	4
Golf	3	12	0	0	3	0	8	5	20	0	6	0
Gymnastics*	0	1	13	0	4	0	2	9	1	0	3	0
Rowing	0	0	15	0	0	0	0	5	0	0	31	0
Soccer	0	0	3	0	0	0	1	6	0	0	1	0
Swimming	0	0	3	0	4	2	50	2	25	0	20	1
Tennis	0	0	6	0	0	0	21	36	31	0	39	0
Track & Field	0	1	3	0	13	1	6	20	40	0	9	3
Water Polo*	0	0	13	0	0	0	12	11	4	0	0	0
Wrestling	0	16	0	0	3	18	0	1	0	0	3	1
TOTALS	25	42	108	0	68	48	151	151	204	0	151	37

The Pac-12 hosts championships in 14 sports throughout the school year, including basketball, cross country, golf, rowing, swimming & diving, and tennis for both men's and women's. The Conference also hosts championships in women's gymnastics and wrestling.

* Pac-10 Championship until 1992, when the Mountain Pacific Sports Federation was founded.
Others: Baseball (Portland State 1), Basketball (Idaho 2), Cross Country (Idaho 1), Wrestling (Boise State 6, Cal State Bakersfield 1)
^ Two titles later vacated due to NCAA penalty

TOTAL PAC-12 CHAMPIONSHIPS MEN'S & WOMEN'S

Stanford	256
UCLA	217
USC	216^
Washington	185
California	123
Oregon	82
Arizona State	56
Oregon State	54
Arizona	49
Washington State	39

Note: Championships includes ties. Championships also includes titles won where sports were split into Northern and Southern Division.
^ Two titles later vacated due to NCAA penalty

BY SCHOOL » WOMEN'S TITLES

SPORT	ARIZ	ASU	CAL	COLO	ORE	OSU	STAN	UCLA	USC	UTAH	WASH	WSU
Basketball	1	1	0	0	2	0	20	1	2	0	3	0
Cross Country	0	0	0	0	7	0	15	0	0	0	3	0
Golf	7	8	2	0	0	0	1	5	3	0	0	0
Gymnastics	0	0	0	0	0	5	5	15	0	0	0	0
Rowing	0	0	7	0	0	0	0	2	1	0	13	0
Soccer	1	0	1	0	0	0	7	9	1	0	1	0
Softball	10	2	2	0	0	1	1	9	0	0	3	0
Swimming	4	0	1	0	0	0	18	2	0	0	0	0
Tennis	0	0	1	0	0	0	23	1	1	0	9	2
Track & Field	0	3	0	0	5	0	1	15	1	0	0	0
Volleyball	1	0	1	0	0	0	14	7	3	0	2	0
TOTALS	24	14	15	0	14	6	105	66	12	0	34	2



Oregon women won the Pac-10 wrestling title for the third consecutive year.



USC captured the Pac-10 men's tennis crown for the third time in four years, then went on to capture its third consecutive NCAA title.

ALL-TIME PAC-12 CHAMPIONSHIPS BY SPORT » MEN'S SPORTS

BASEBALL	1956 — Washington State	2001 — USC	1970-71 — UCLA	1993 — Washington
1916 — California	1957 — California	2002 — USC	1971-72 — UCLA	1994 — Washington
1917 — California	1958 — USC	2003 — Stanford	1972-73 — UCLA	1995 — Oregon
1918 — Oregon	1959 — USC	2004 — Stanford	1973-74 — UCLA	1996 — Stanford
1919 — Washington	1960 — California (So.)	2005 — Oregon State	1974-75 — UCLA	1997 — Stanford
1920 — California	USC (So.)	2006 — Oregon State	1975-76 — UCLA	1998 — Stanford
1921 — California	Washington State (No.)	2007 — Arizona State	1976-77 — UCLA	1999 — Arizona
1922 — Washington	1961 — USC (So.)	2008 — Arizona State	1977-78 — UCLA	2000 — Stanford
1923 — California (So.)	Washington State (No.)	2009 — Arizona State	1978-79 — UCLA	2001 — Stanford
Washington (No.)	1962 — USC (So.)	2010 — Arizona State	1979-80 — Oregon State	2002 — Stanford
1924 — California	Oregon State (No.)	2011 — UCLA	1980-81 — Oregon State	2003 — Stanford
USC	1963 — USC (So.)		1981-82 — Oregon State	2004 — Stanford
Stanford	Oregon State (No.)	BASKETBALL	1982-83 — UCLA	2005 — Stanford
1925 — Stanford (So.)	1964 — USC (So.)	1915-16 — Oregon State	1983-84 — Oregon State	2006 — Oregon
Washington (No.)	Oregon (No.)	California	Washington	2007 — Oregon
1926 — California (So.)	1965 — USC (So.)	1916-17 — Washington State	1984-85 — USC	2008 — Oregon
Washington (No.)	Washington State (No.)	1918-19 — Oregon	Washington	2009 — Stanford
1927 — USC (So.)	1966 — Stanford (So.)	1919-20 — Stanford	1985-86 — Arizona	2010 — Stanford
Stanford (So.)	California (So.)	1920-21 — Stanford	1986-87 — UCLA	
California (So.)	Washington State (No.)	California	1987-88 — Arizona	FOOTBALL
Washington State (No.)	1967 — Stanford	1921-22 — Idaho	1988-89 — Arizona	1916 — Washington
1928 — California (So.)	1968 — USC	1922-23 — Idaho	1989-90 — Arizona	1917 — Washington State
Oregon (No.)	1969 — UCLA	1923-24 — California	Oregon State	1918 — California
Washington State (No.)	1970 — USC	1924-25 — California	1990-91 — Arizona	1919 — Washington
1929 — California (So.)	1971 — USC	1925-26 — California	1991-92 — UCLA	Oregon
Washington (No.)	1972 — USC	1926-27 — California	1992-93 — Arizona	1920 — California
1930 — USC (So.)	1973 — USC	1927-28 — USC	1993-94 — Arizona	1921 — California
Washington (No.)	1974 — USC	1928-29 — California	1994-95 — UCLA	1922 — California
1931 — Stanford (So.)	1975 — USC	1929-30 — USC	1995-96 — UCLA	1923 — California
USC (So.)	1976 — UCLA (So.)	1930-31 — Washington	1996-97 — UCLA	1924 — Stanford
Washington (No.)	Washington State (No.)	1931-32 — California	1997-98 — Arizona	1925 — Washington
1932 — California (So.)	1977 — USC	1932-33 — Oregon State	1998-99 — Stanford	1926 — Stanford
Washington (No.)	1978 — USC	1933-34 — Washington	1999-00 — Arizona	1927 — USC
1933 — California (So.)	1979 — UCLA	1934-35 — USC	Stanford	Stanford
Washington State (No.)	1980 — Arizona	1935-36 — Stanford	2000-01 — Stanford	1928 — USC
1934 — California (So.)	California	1936-37 — Stanford	2001-02 — Arizona	1929 — USC
Oregon (No.)	1981 — Arizona State	1937-38 — Stanford	2002-03 — Arizona	1930 — Washington State
1935 — California (So.)	1982 — Arizona State	1938-39 — Oregon	2003-04 — Stanford	1931 — USC
USC (So.)	1983 — Oregon State (No.)	1939-40 — USC	2004-05 — Washington	1932 — USC
Oregon (No.)	Stanford (So.)	1940-41 — Washington State	2005-06 — UCLA	1933 — Oregon
1936 — USC (So.)	1984 — Arizona State (So.)	1941-42 — Stanford	2006-07 — UCLA	Stanford
Washington State (No.)	Washington State (No.)	1942-43 — Washington	2007-08 — UCLA	1934 — Stanford
1937 — USC (So.)	Portland State (No.)	1943-44 — Washington	2008-09 — Washington	1935 — California
Oregon (No.)	1985 — Stanford (So.)	California	2009-10 — California	Stanford
1938 — California (So.)	Washington State (No.)	1944-45 — Oregon	2010-11 — Arizona	UCLA
Oregon State (No.)	1986 — UCLA (So.)	UCLA		1936 — Washington
Washington State (No.)	Oregon State (No.)	1945-46 — California	CROSS COUNTRY	1937 — California
1939 — USC (So.)	1987 — Stanford (So.)	1946-47 — Oregon State	1957 — Idaho	1938 — California
Oregon (No.)	Washington State (No.)	1947-48 — Washington	1958 — USC	USC
1940 — California (So.)	1988 — Arizona State (So.)	1948-49 — Oregon State	1969 — Oregon	1939 — USC
Oregon State (No.)	Washington State (No.)	1949-50 — UCLA	1970 — Oregon	1940 — Stanford
1941 — USC (So.)	1989 — Arizona (So.)	1950-51 — Washington	1971 — Washington State	1941 — Oregon State
Oregon (No.)	Washington State (No.)	1951-52 — UCLA	1972 — Washington State	1942 — UCLA
1942 — USC (So.)	1990 — Stanford (So.)	1952-53 — Washington	1973 — Oregon	1943 — USC
Oregon (No.)	Washington State (No.)	1953-54 — USC	1974 — Washington State	1944 — USC
1943 — California (So.)	1991 — USC (So.)	1954-55 — Oregon State	1975 — Washington State	1945 — USC
Oregon (No.)	Washington State (No.)	1955-56 — UCLA	1976 — Oregon	1946 — UCLA
Oregon State (No.)	1992 — Arizona (So.)	1956-57 — California	1977 — Oregon	1947 — USC
1944 — UCLA (So.)	Washington (No.)	1957-58 — Oregon State	1978 — Oregon	1948 — Oregon
Washington State (No.)	1993 — Arizona State (So.)	California	1979 — Oregon	California
1945 — California (So.)	Washington (No.)	1958-59 — California	1980 — UCLA	1949 — California
Washington State (No.)	1994 — Stanford (So.)	1959-60 — California	1981 — UCLA	1950 — California
1946 — USC (So.)	Oregon State (No.)	1960-61 — USC	1982 — Oregon	1951 — Stanford
Oregon (No.)	1995 — USC (So.)	1961-62 — UCLA	1983 — Arizona	1952 — USC
1947 — California	Washington State (No.)	1962-63 — Stanford	1984 — Arizona	1953 — UCLA
1948 — USC	1996 — USC (So.)	UCLA	1985 — Stanford	1954 — UCLA
1949 — USC	Washington (No.)	1963-64 — UCLA	1986 — Arizona	1955 — UCLA
1950 — Washington State	1997 — Washington	1964-65 — UCLA	1987 — Arizona	1956 — Oregon State
1951 — USC	1998 — Washington	1965-66 — Oregon State	1988 — Oregon	1957 — Oregon State
1952 — Oregon State	1999 — Stanford	1966-67 — UCLA	1989 — Oregon	Oregon
1953 — Stanford	2000 — Arizona State	1967-68 — UCLA	1990 — Oregon	1958 — California
1954 — Oregon	Stanford	1968-69 — UCLA	1991 — Arizona	
1955 — USC	UCLA	1969-70 — UCLA	1992 — Oregon	

ALL-TIME PAC-12 CHAMPIONSHIPS BY SPORT » MEN'S SPORTS

1959 — Washington USC UCLA	GOLF	1974 — California	SOCCER	1968 — USC
1960 — Washington	1958 — USC	1975 — California	2000 — Washington	1969 — USC
1961 — UCLA	1959 — Oregon	1976 — California	2001 — Stanford	1970 — UCLA
1962 — USC	1960 — Stanford	1977 — Oregon	2002 — UCLA	1971 — UCLA
1963 — Washington	1961 — Washington	1978 — Oregon	2003 — UCLA	1972 — USC
1964 — Oregon State USC	1962 — USC	1979 — Oregon	2004 — UCLA	1973 — USC
1965 — UCLA	1963 — Washington	1980 — Oregon	2005 — UCLA	1974 — USC
1966 — USC	1964 — USC	1981 — UCLA	2006 — California	1975 — USC
1967 — USC	1965 — USC	1982 — UCLA	2007 — California	1976 — USC (So.) Washington (No.)
1968 — USC	1966 — USC	1983 — UCLA	2008 — UCLA	1977 — USC (So.) Washington (No.)
1969 — USC	1967 — USC	1984 — UCLA	2009 — UCLA	1978 — USC (So.) Washington (No.)
1970 — Stanford	1968 — Stanford	1985 — Arizona State	2010 — California	
1971 — Stanford	1969 — USC	1986 — UCLA		SWIMMING
1972 — USC	1970 — Stanford	1987 — California	1928 — USC	1929 — Stanford
1973 — USC	1971 — USC	1988 — UCLA	1929 — Stanford	1930 — Stanford
1974 — USC	1972 — USC	1989 — UCLA	1930 — Stanford	1931 — Stanford
1975 — USC	1973 — USC	1990 — Stanford	1931 — Stanford	1932 — Stanford
1976 — UCLA	1974 — Stanford	1991 — UCLA	1932 — Stanford	1933 — Stanford
California	1975 — USC	1992 — Stanford	1933 — Stanford	1934 — Washington
1976 — USC	1976 — USC (So.) Oregon (No.)	ROWING	1934 — Washington	1935 — USC (So.) Oregon (No.)
1977 — Washington	1977 — Stanford (So.) Oregon (No.)	1960 — California	1935 — USC (So.) Oregon (No.)	1936 — USC (So.) Oregon (No.)
1978 — USC	1978 — USC	1961 — Washington	1936 — USC (So.) Oregon (No.)	1937 — Stanford (So.) Oregon (No.)
1979 — USC	1979 — Arizona State	1962 — Washington	1937 — Stanford (So.) Oregon (No.)	1938 — Stanford (So.) Oregon State (No.)
1980 — Washington	1980 — USC	1963 — Washington	1938 — Stanford (So.) Oregon State (No.)	1939 — USC (So.) Washington (No.)
1981 — Washington	1981 — Arizona State	1964 — California	1939 — USC (So.) Washington (No.)	1940 — USC (So.) Washington (No.)
1982 — UCLA	1982 — UCLA	1965 — Washington	1940 — USC (So.) Washington (No.)	1941 — California (So.) Washington (No.)
1983 — UCLA	1983 — UCLA	1966 — Washington	1941 — California (So.) Washington (No.)	1942 — USC (So.) Oregon (No.)
1984 — USC	1984 — USC	1967 — UCLA	1942 — USC (So.) Oregon (No.)	1943 — Washington
1985 — UCLA	1985 — UCLA	1968 — Washington	1943 — Washington	1944 — Stanford (So.) Washington (No.)
1986 — Arizona State	1986 — USC	1969 — Washington	1944 — Stanford (So.) Washington (No.)	1945 — USC (So.) Washington (No.)
1987 — USC	1987 — Arizona	1970 — UCLA	1945 — USC (So.) Washington (No.)	1946 — Stanford (So.) Washington (No.)
UCLA	1988 — Washington	1971 — Washington	1946 — Stanford (So.) Washington (No.)	1947 — Stanford (So.) Washington (No.)
1988 — USC	1989 — Arizona State	1972 — Washington	1947 — Stanford (So.) Washington (No.)	1948 — Stanford (So.) Washington (No.)
1989 — USC	1990 — Arizona State	1973 — Washington	1948 — Stanford (So.) Washington (No.)	1949 — USC (So.) Washington (No.)
1990 — Washington	1991 — Arizona	1974 — Washington	1949 — USC (So.) Washington (No.)	1950 — Stanford (So.) Washington State (No.)
1991 — Washington	1992 — Stanford	1975 — Washington	1950 — Stanford (So.) Washington State (No.)	1951 — Stanford (So.) Washington (No.)
1992 — Washington Stanford	1993 — Arizona State	1976 — Washington	1951 — Stanford (So.) Washington (No.)	1952 — Stanford (So.) Washington (No.)
1993 — UCLA	1994 — Stanford	1977 — Washington	1952 — Stanford (So.) Washington (No.)	1953 — Stanford (So.) Washington (No.)
Arizona	1995 — Arizona State	1978 — Washington	1953 — Stanford (So.) Washington (No.)	1954 — Stanford (So.) Washington (No.)
USC	1996 — Arizona State	1979 — Washington	1954 — Stanford (So.) Washington (No.)	1955 — Stanford (So.) Washington (No.)
1994 — Oregon	1997 — Arizona State	1980 — Washington	1955 — Stanford (So.) Washington (No.)	1956 — Stanford (So.) Washington (No.)
1995 — USC & Washington	1998 — Arizona State	1981 — Washington	1956 — Stanford (So.) Washington (No.)	1957 — Stanford (So.) Oregon State (No.)
1996 — Arizona State	1999 — Arizona State	1982 — California	1957 — Stanford (So.) Oregon State (No.)	1958 — Stanford (So.) Washington (No.)
1997 — Washington State UCLA	2000 — Arizona State	1983 — Washington	1958 — Stanford (So.) Washington (No.)	1959 — Stanford (So.) Washington (No.)
1998 — UCLA	2001 — USC	1984 — Washington	1959 — Stanford (So.) Washington (No.)	1960 — USC
1999 — Stanford	2002 — USC	1985 — Washington	1960 — USC	1961 — USC
2000 — Oregon	2003 — UCLA	1986 — California	1961 — USC	1962 — USC
Oregon State	2004 — Arizona	1987 — UCLA	1962 — USC	1963 — USC
Washington	2005 — Washington	1988 — UCLA	1963 — USC	1964 — USC
2001 — Oregon	2006 — UCLA	1989 — UCLA	1964 — USC	1965 — USC
2002 — USC	2007 — USC	1990 — Washington	1965 — USC	1966 — USC
Washington State	2008 — Arizona State	1991 — Washington	1966 — USC	1967 — USC
2003 — USC	2009 — Washington	1992 — Washington	1967 — USC	
2004 — USC^	2010 — Washington	1993 — Washington		
2005 — USC^	2011 — USC	1994 — California		
2006 — USC		1995 — Washington		
California	GYMNASTICS	1996 — Washington		
2007 — USC	1961 — California	1997 — Washington		
Arizona State	1962 — California USC	1998 — California		
2008 — USC	1963 — Washington	1999 — California		
2009 — Oregon	1964 — Washington	2000 — California		
2010 — Oregon	1965 — Washington	2001 — California		
	1966 — California	2002 — California		
	1967 — UCLA	2003 — California		
	1968 — California	2004 — Washington		
	1969 — California	2005 — California		
	1970 — California	2006 — California		
	1971 — California	2007 — Washington		
	1972 — California	2008 — Washington		
	1973 — California	2009 — California		
		2010 — California		
		2011 — Washington		

ALL-TIME PAC-12 CHAMPIONSHIPS BY SPORT » MEN'S SPORTS

1945 — UCLA
 1946 — USC (So.)
 Washington (No.)
 1947 — UCLA (So.)
 USC (So.)
 Washington (No.)
 1948 — UCLA (So.)
 USC (So.)
 Washington (No.)
 1949 — UCLA (So.)
 USC (So.)
 Washington (No.)
 1950 — USC (So.)
 Washington (No.)
 1951 — UCLA (So.)
 Washington (No.)
 1952 — California (So.)
 UCLA (So.)
 Washington (No.)
 1953 — California (So.)
 Washington (No.)
 1954 — UCLA (So.)
 Washington (No.)
 1955 — USC (So.)
 Washington (No.)
 1956 — UCLA (So.)
 Washington (No.)
 1957 — UCLA (So.)
 USC (So.)
 Washington (No.)
 1958 — UCLA
 1959 — UCLA
 1960 — UCLA
 1961 — UCLA
 1962 — USC
 1963 — USC
 1964 — USC
 1965 — UCLA
 1966 — USC
 1967 — USC
 1968 — USC
 1969 — UCLA
 1970 — UCLA
 1971 — UCLA
 1972 — Stanford
 1973 — UCLA
 1974 — Stanford
 1975 — UCLA
 1976 — UCLA (So.)
 Washington (No.)
 1977 — UCLA (So.)
 Washington (No.)
 1978 — Stanford (So.)
 Washington (No.)
 1979 — Stanford (So.)
 Washington (No.)
 1980 — Stanford (So.)
 USC (So.)
 Washington (No.)
 1981 — UCLA (So.)
 Washington (No.)
 1982 — UCLA (So.)
 Washington (No.)
 1983 — Stanford (So.)
 Washington (No.)
 1984 — USC (So.)
 Washington (No.)
 1985 — UCLA (So.)
 Washington (No.)
 1986 — UCLA (So.)
 Washington (No.)
 1987 — USC (So.)
 Washington (No.)

1988 — Stanford (So.)
 Washington (No.)
 1989 — UCLA (So.)
 Washington (No.)
 1990 — UCLA (So.)
 Washington (No.)
 1991 — USC (So.)
 Washington (No.)
 1992 — USC (So.)
 Washington (No.)
 1993 — USC (So.)
 Washington (No.)
 1994 — USC (So.)
 Washington (No.)
 1995 — Stanford (So.)
 Washington (No.)
 1996 — UCLA (So.)
 Washington (No.)
 1997 — Stanford (So.)
 Washington (No.)
 1998 — Stanford
 1999 — Stanford
 UCLA
 2000 — Stanford
 2001 — Stanford
 2002 — UCLA
 2003 — Stanford
 2004 — UCLA
 USC
 2005 — UCLA
 Washington
 2006 — Stanford
 UCLA
 2007 — UCLA
 2008 — USC
 2009 — UCLA
 2010 — Stanford
 USC
 2011 — USC

TRACK & FIELD

1919 — California
 1919 — California
 1920 — California
 1921 — Washington
 1922 — Washington
 1923 — California
 1924 — Oregon
 1925 — Stanford
 1926 — Stanford
 1927 — Stanford
 1928 — Washington
 1929 — USC
 1930 — USC (So.)
 Washington (No.)
 1931 — USC (So.)
 Washington (No.)
 1932 — USC (So.)
 Washington (No.)
 1933 — Washington State
 1934 — Oregon
 1935 — USC (So.)
 Washington (No.)
 1936 — USC
 1937 — USC
 1938 — USC
 1939 — USC
 1940 — USC
 1941 — USC
 1942 — USC
 1943 — Washington
 1944 — USC
 1945 — USC

1946 — Oregon State
 1947 — Washington
 1948 — USC
 1949 — USC
 1950 — USC
 1951 — USC
 1952 — USC
 1953 — USC
 1987 — Arizona
 1988 — Oregon
 1989 — Oregon
 1990 — Oregon
 1991 — Arizona
 1992 — Oregon
 1993 — Washington
 1994 — Washington
 1995 — Oregon
 1996 — Stanford
 1997 — Stanford
 1998 — Stanford
 1999 — Arizona
 2000 — Stanford
 2001 — Stanford
 2002 — Stanford
 2003 — Stanford
 2004 — Stanford
 2005 — Stanford
 2006 — Oregon
 2007 — Oregon
 2008 — Oregon
 2009 — Oregon
 2010 — Oregon
 2011 — Oregon

WATER POLO

1960 — California
 1961 — California, USC
 1962 — USC
 1963 — USC
 1964 — USC
 UCLA
 Stanford
 1965 — UCLA
 1966 — UCLA
 1967 — UCLA
 1968 — UCLA
 1969 — UCLA
 1970 — UCLA
 1971 — UCLA
 1972 — UCLA
 1973 — California
 1974 — UCLA
 1975 — California
 UCLA
 Stanford
 1976 — Stanford
 1977 — Stanford
 1978 — Stanford
 1979 — California
 1980 — Stanford
 California
 1981 — Stanford
 1982 — Stanford
 1983 — California
 1984 — Stanford
 1985 — Stanford
 1986 — Stanford
 1987 — California
 1988 — California
 1989 — California
 1990 — California
 1991 — California
 1992 — California

WRESTLING

1963 — Washington State
 1964 — UCLA
 1965 — Oregon State
 1966 — Oregon State
 1967 — Oregon State
 1968 — Oregon State
 1969 — Oregon State
 1970 — Oregon State
 1971 — Washington
 1972 — Washington
 Oregon State
 1973 — Oregon State
 1974 — Washington
 1975 — Oregon
 1976 — Oregon State
 1977 — Oregon State
 1978 — Oregon State
 1979 — Oregon State
 1980 — Arizona State
 1981 — Oregon
 1982 — Oregon
 1983 — Oregon State
 1984 — Oregon State
 1985 — Arizona State
 1986 — Arizona State
 1987 — Arizona State
 1988 — Arizona State
 1989 — Arizona State
 1990 — Arizona State
 1991 — Arizona State
 1992 — Oregon State
 1993 — Arizona State
 1994 — Oregon State
 1995 — Arizona State
 1996 — Cal State Bakersfield
 1997 — Arizona State
 1998 — Arizona State
 1999 — Boise State
 2000 — Boise State
 2001 — Arizona State
 2002 — Boise State
 2003 — Arizona State
 2004 — Boise State
 2005 — Arizona State
 2006 — Arizona State
 2007 — Oregon State
 2008 — Boise State
 2009 — Boise State
 2010 — Oregon State
 2011 — Boise State

ALL-TIME PAC-12 CHAMPIONSHIPS BY SPORT » WOMEN'S SPORTS

BASKETBALL

1986-87 — USC
 1987-88 — Washington
 1988-89 — Stanford
 1989-90 — Stanford
 Washington
 1990-91 — Stanford
 1991-92 — Stanford
 1992-93 — Stanford
 1993-94 — USC
 1994-95 — Stanford
 1995-96 — Stanford
 1996-97 — Stanford
 1997-98 — Stanford
 1998-99 — UCLA
 Oregon
 1999-00 — Oregon
 2000-01 — Arizona State
 Stanford
 Washington
 2001-02 — Stanford
 2002-03 — Stanford
 2003-04 — Arizona
 Stanford
 2004-05 — Stanford
 2005-06 — Stanford
 2006-07 — Stanford
 2007-08 — Stanford
 2008-09 — Stanford
 2009-10 — Stanford
 2010-11 — Stanford

CROSS COUNTRY

1986 — Oregon
 1987 — Oregon
 1988 — Oregon
 1989 — Washington
 1990 — Oregon
 1991 — Oregon
 1992 — Oregon
 1993 — Stanford
 1994 — Stanford
 1995 — Oregon
 1996 — Stanford
 1997 — Stanford
 1998 — Stanford
 1999 — Stanford
 2000 — Stanford
 2001 — Stanford
 2002 — Stanford
 2003 — Stanford
 2004 — Stanford
 2005 — Stanford
 2006 — Stanford
 2007 — Stanford
 2008 — Washington
 2009 — Washington
 2010 — Stanford

GOLF

1987 — Arizona State
 1988 — Arizona State
 1989 — USC
 1990 — UCLA
 1991 — UCLA
 1992 — Arizona
 1993 — Arizona State
 1994 — Arizona State
 1995 — Arizona State
 1996 — Arizona State
 1997 — Arizona
 1998 — Arizona
 1999 — Stanford

2000 — Arizona
 2001 — Arizona
 2002 — Arizona
 2003 — California
 2004 — UCLA
 2005 — UCLA
 2006 — UCLA
 2007 — Arizona State
 2008 — USC
 2009 — Arizona State
 2010 — Arizona
 2011 — USC

GYMNASTICS

1987 — UCLA
 1988 — UCLA
 1989 — UCLA
 1990 — UCLA
 1991 — Oregon State
 1992 — Oregon State
 1993 — UCLA
 1994 — Oregon State
 1995 — UCLA
 1996 — Oregon State
 1997 — UCLA
 1998 — Stanford
 1999 — UCLA
 2000 — UCLA
 2001 — Stanford
 2002 — UCLA
 2003 — UCLA
 2004 — Stanford
 2005 — UCLA
 2006 — Stanford
 2007 — UCLA
 2008 — Stanford
 2009 — UCLA
 2010 — UCLA
 2011 — Oregon State

ROWING

1987 — Washington
 1988 — Washington
 1989 — Washington
 1990 — UCLA
 1991 — UCLA
 1992 — Washington
 1993 — Washington
 1994 — California
 1995 — Washington
 1996 — Washington
 1997 — Washington
 1998 — Washington
 1999 — Washington
 2000 — Washington
 2001 — Washington
 2002 — Washington
 2003 — Washington
 2004 — California
 2005 — California
 2006 — California
 2007 — USC
 2008 — California
 2009 — California
 2010 — California
 2011 — California

SOCCER

1993 — Stanford
 1994 — None
 1995 — Stanford
 1996 — Stanford
 1997 — UCLA

1998 — UCLA
 USC
 California
 1999 — Stanford
 2000 — Washington
 2001 — UCLA
 2002 — Stanford
 2003 — UCLA
 2004 — UCLA
 2005 — UCLA
 2006 — UCLA
 2007 — UCLA
 2008 — UCLA
 2009 — Stanford
 2010 — Stanford

SOFTBALL

1987 — California
 1988 — UCLA
 1989 — UCLA
 1990 — UCLA
 1991 — UCLA
 1992 — Arizona
 1993 — UCLA
 1994 — Arizona
 1995 — Arizona
 1996 — Washington
 1997 — Arizona
 1998 — Arizona
 1999 — UCLA
 2000 — Washington
 2001 — Arizona
 2002 — UCLA
 2003 — Arizona
 2004 — Arizona
 2005 — Arizona
 California
 Oregon State
 Stanford
 2006 — UCLA
 2007 — Arizona
 2008 — Arizona State
 2009 — UCLA
 2010 — Washington
 2011 — Arizona State

SWIMMING

1987 — Stanford
 1988 — Stanford
 1989 — Stanford
 1990 — Stanford
 1991 — Stanford
 1992 — Stanford
 1993 — Stanford
 1994 — Stanford
 1995 — Stanford
 1996 — Stanford
 1997 — Stanford
 1998 — Stanford
 1999 — Stanford
 2000 — Arizona
 2001 — UCLA
 2002 — Stanford
 2003 — UCLA
 2004 — Stanford
 2005 — Stanford
 2006 — Arizona
 2007 — Arizona
 2008 — Arizona
 2009 — California
 2010 — Stanford
 2011 — Stanford

TENNIS

1987 — California (So.)
 Washington (No.)
 1988 — Stanford (So.)
 Washington (No.)
 1989 — Stanford (So.)
 Washington (No.)
 1990 — Stanford (So.)
 Washington (No.)
 1991 — Stanford (So.)
 Washington (No.)
 1992 — Stanford (So.)
 Washington (No.)
 1993 — Stanford (So.)
 Washington (No.)
 1994 — Stanford (So.)
 Washington (No.)
 1995 — Stanford (So.)
 Washington State (No.)
 1996 — Stanford (So.)
 Washington State (No.)
 1997 — Stanford & UCLA (So.)
 Washington (No.)
 1998 — Stanford
 1999 — Stanford
 2000 — Stanford
 2001 — Stanford
 2002 — Stanford
 2003 — Stanford
 2004 — Stanford
 2005 — Stanford
 2006 — Stanford
 2007 — Stanford
 2008 — Stanford
 UCLA
 2009 — USC
 2010 — Stanford
 2011 — Stanford

TRACK & FIELD

1987 — UCLA
 1988 — UCLA
 1989 — UCLA
 1990 — UCLA
 1991 — Oregon
 1992 — Oregon
 1993 — UCLA
 1994 — UCLA
 1995 — UCLA
 1996 — USC
 1997 — UCLA
 1998 — UCLA
 1999 — UCLA
 2000 — UCLA
 2001 — UCLA
 2002 — UCLA
 2003 — UCLA
 2004 — UCLA
 2005 — Stanford
 2006 — Arizona State
 2007 — Arizona State
 2008 — Arizona State
 2009 — Oregon
 2010 — Oregon
 2011 — Oregon

VOLLEYBALL

1986 — UCLA
 1987 — Stanford
 1988 — UCLA
 1989 — UCLA
 1990 — UCLA
 1991 — Stanford
 1992 — UCLA
 1993 — UCLA
 1994 — Stanford
 1995 — Stanford
 1996 — Stanford
 1997 — Stanford
 1998 — Stanford
 1999 — Stanford
 UCLA
 2000 — Arizona
 USC
 2001 — Stanford
 2002 — USC
 2003 — USC
 2004 — Washington
 2005 — Washington
 2006 — Stanford
 2007 — Stanford
 2008 — Stanford
 2009 — Stanford
 2010 — California
 Stanford

WE KNOW BEING FIRST MATTERS...

WE INVENTED THE MUTUAL FUND®

MFS believes in the unifying power of sports and academics, and proudly supports the world-class athletes, students, alumni, and fans of the Pac-12 Conference.

MFS invented the mutual fund. Today, we are a premier global asset manager, offering portfolios in every major asset class. Put our expertise and unrivaled history to work for you. Talk with your financial advisor. Learn more at mfs.com.



Choose What Fits.® At MFS® we recognize that our investments fill a distinct role in completing your investment picture. Since 1924 we have been committed to providing financial solutions with a diverse range of investment options that enables them to choose what fits for your individual financial goals.

Before investing, consider the Fund's investment objectives, risks, charges, and expenses. For a prospectus or summary prospectus containing this and other information, contact your investment professional or view online at mfs.com. Please read it carefully.

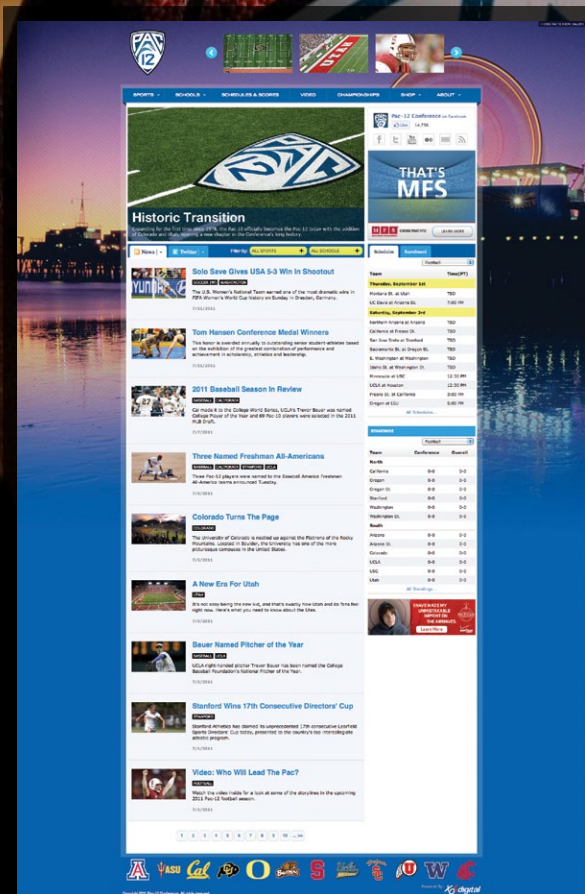
THE NEW ONLINE HOME OF THE PAC-12 CONFERENCE WWW.PAC-12.ORG

As part of the official expansion, the Pac-12 Conference has re-launched its website to enhance the fan experience.

The new site features improved navigation, a simplified newsfeed, scores, schedules and standings on the homepage, and new Pac-12 merchandise.

Go behind-the-scenes and get to know student-athletes, coaches and teams from your favorite schools with videos and feature stories. Follow all of the Pac-12 Championships with exclusive coverage on the official Conference website, as well.

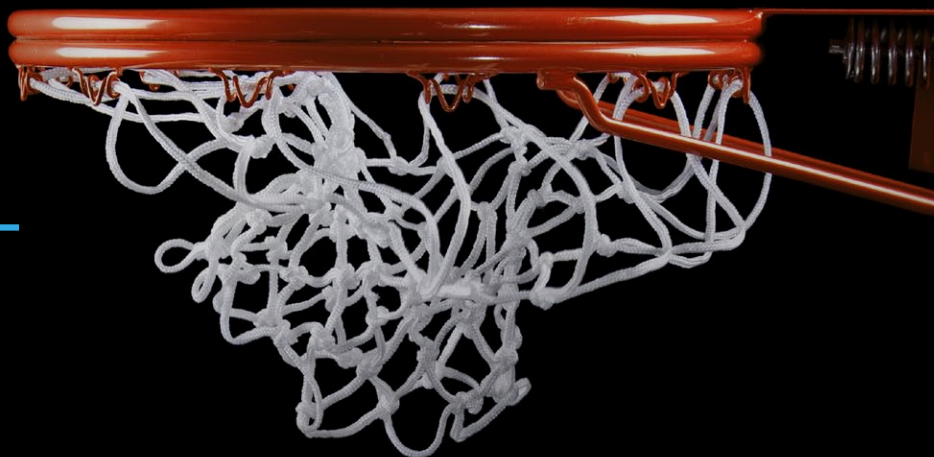
www.pac-12.org



pac-12.org
twitter.com/Pac12
facebook.com/Pac12Conference



**THE PACIFIC LIFE
PAC-12 BASKETBALL
TOURNAMENT
DROPPING INTO LA
THIS MARCH**



MARCH 7 - 10, 2012

STAPLES CENTER & GALEN CENTER

LOS ANGELES, CALIFORNIA



pac-12.org/pac12tourney
www.facebook.com/Pac12
www.twitter.com/Pac12