



2015-16 Preseason Men's Basketball Prospectus



Pac-12 Men's Basketball Media Day
Thursday, Oct. 15, 2015
Pac-12 Conference/Pac-12 Networks Studios
San Francisco, Calif.

Pac-12 Men's Basketball Tournament
March 9-12, 2016
Grand Garden Arena, MGM Grand • Las Vegas, Nev.



Built on a firm foundation of academic excellence and superior athletic performance, the Conference ushered in a new era on July 1, 2011, officially becoming the Pac-12 Conference with the additions of the University of Colorado and University of Utah.

Just 27 days after the Conference officially changed its name, Commissioner Larry Scott announced the creation of the Pac-12 Networks on July 27, 2011, solidifying a landmark television deal and putting the Conference on the forefront of collegiate athletics. The Networks, including one national network, six regional networks, and a robust digital network marked the first-ever integrated media company owned by a college conference. In addition, the “TV Everywhere” rights allow fans to access Pac-12 Networks outside the home on any digital device, including smartphones and tablet computers.

That same year, the Pac-12 also launched its Globalization Initiative to proactively promote the Conference and member institutions through student-athlete exchanges and sport. In the first four years, Pac-12 student-athletes have enjoyed unique cultural and athletic experiences in China, fielding full university and Pac-12 all-star teams in women’s volleyball and men’s basketball, with the first-ever men’s basketball regular season game schedule to be played in China between WASHINGTON and Texas to tip off the 2015-16 campaign. The Conference and its member schools have gained significant brand exposure for the future and set a foundation for growth.

On the field, the Pac-12 rises above the rest, upholding its tradition as the “Conference of Champions ®,” claiming an incredible 140 NCAA team titles since 1999-2000, including nine in 2014-15, an average of nearly nine championships per academic year. Even more impressive has been the breadth of the Pac-12’s success, with championships coming in 28 different men’s and women’s sports. The Pac-12 has led or tied the nation in NCAA Championships in 49 of the last 55 years, the only exceptions being in 1980-81, 1988-89, 1990-91 and 1995-96 when the Conference finished second, and only twice finished third in 1998-99 and 2004-05.

For the 10th-consecutive year, the Pac-12 had the most or tied for the most NCAA titles of any conference in the country, winning at least six every year since 2000-01. No other conference has won double-digit NCAA crowns in a single year, the Pac-12 doing so seven times, including a record 14 in 1996-97.

Spanning nearly a century of outstanding athletics achievements, the Pac-12 was the first conference to reach 400 championships in 2010-11. With the inclusion of Colorado and Utah, the Conference surpassed another major milestone, with league teams capturing 450 titles, outdistancing the next conference by nearly 200. In all, Conference teams have won 478 NCAA Championships (291 men’s, 158 women’s, 29 combined).

Pac-12 members have won 291 NCAA team championships on the men’s side, 77 more than the next closest conference. Men’s NCAA crowns have come at a phenomenal rate for the Pac-12 - 16 basketball titles by six schools (more than any other conference), 54 tennis titles, 47 outdoor track & field crowns, and 28 baseball titles. Pac-12 members have won 25 of 46 NCAA titles in volleyball, 41 of 46 in water polo, 29 in skiing, and 24 in swimming & diving national championships.

Individually, the Conference has produced an impressive number of NCAA individual champions. Over 2,000 (2,208) individual crowns have been won by Pac-12 student-athletes over the years with 1,333 by male student-athletes. Student-athletes have also captured 174 individual titles at combined championships (ie., skiing and fencing).

On the women’s side, the story is much the same. Since the NCAA began conducting women’s championships 34 years ago, Pac-12 members have claimed at least four national titles in a single season on 25 occasions, including 15-consecutive years from 2000-2015. Overall, the Pac-12 has captured 158 NCAA women’s titles, easily outdistancing the SEC, which is second with 97. Pac-12 members have dominated a number of sports, winning 23 softball titles, 21 tennis crowns, 14 volleyball titles, 16 of the last 26 trophies in golf, and 14 in swimming & diving.

Pac-12 women student-athletes shine nationally on an individual basis, as well, having captured an unmatched 701 NCAA individual crowns, an average of nearly 21 championships per season.


The Pac-12’s excellence is further proven in the annual Division I Learfield Sports Directors’ Cup competition, the prestigious award that honors the best overall collegiate athletics programs in the country. STANFORD continued its remarkable run and won a remarkable 21st-consecutive Directors’ Cup in 2014-15 leading the Pac-12 to an unprecedented 1-2-3 finish in the final standings. Seven Pac-12 member institutions ranked among the top-30 Division I programs, tying for the most of any conference, and five were in the top 15: No. 1 STANFORD, No. 2 UCLA, No. 3 USC, No. 12 CALIFORNIA and No. 13 OREGON. At least five member institutions have been ranked in the top 20 in all but one year of the Director’s Cup program, with seven appearing in the top 20 on five different occasions (1998, 2001, 2003, 2005 and 2006).

The Pac-12 Conference is set to celebrate 100 years of excellence. The yearlong celebration of the Conference centennial, including marking the date of the official formation 100 years ago on December 2, will kick off with the start of the football season at Pac-12 Media Day and continue throughout the 2015-16 academic year.

The Conference’s storied history dates back 100 years when four schools - the University of California, Oregon Agricultural College (now Oregon State University), the University of Oregon and the University of Washington - gathered at the historic Imperial Hotel in Portland, Ore., to form the Pacific Coast Conference.



Tony Parker, UCLA



Elgin Cook, Oregon



Eric Jacobsen, Arizona State

2015-16 PAC-12 MEN'S HOOP PROSPECTUS

Pac-12 Notebook	2
Arizona Wildcats	4
Arizona State Sun Devils	6
California Golden Bears	8
Colorado Buffaloes	10
Oregon Ducks	12
Oregon State Beavers	14
Stanford Cardinal	16
UCLA Bruins	18
USC Trojans	20
Utah Utes	22
Washington Huskies	24
Washington State Cougars	26
2014-15 Review/Statistics	28
Postseason Recap	37

On the Cover: Jordan Loveridge, Utah and Andrew Andrews, Washington.

2015-16 SEASON PREVIEW

Returning All-Pac-12 Performers... Two first team All-Pac-12 performers, and two second team selection return in 2015-16. First team honorees include OREGON STATE guard **Gary Payton II** and CALIFORNIA guard **Tyrone Wallace**. OREGON forward **Elgin Cook** and UTAH guard **Brandon Taylor** were second team picks.

Coaching Stability... There was only one addition to the coaching ranks in the Pac-12 with Arizona State's **Bobby Hurley**. Hurley, the two-time NCAA champion and NCAA's all-time assist leader with 1,076, becomes the 18th head coach in Sun Devil history... ARIZONA coach **Sean Miller** served as head for the U.S. Men's U19 National Team at the 2015 FIBA World Championship, guiding the United States to a gold medal... With 17 victories, Miller can join the quartet of Pac-12 coaches who have compiled 300 or more career victories - Oregon's **Dana Altman** (533), UCLA's **Steve Alford** (513), Washington's **Lorenzo Romar** (363) and Washington State's **Ernie Kent** (338)... When it comes to league victories, **Romar** (132 Pac-12 wins) and **Kent** (116) have combined for 248 Pac-12 wins. The other 10 coaches have compiled 296 league wins.

Champs - Regular Season/Tournament... ARIZONA won its second-straight Pac-12 title and 14th overall. Arizona also won the Pac-12 Tournament, becoming the sixth different school in the last seven years to win the Pac-12 Tournament crown. The last time the Conference regular season champion also won the Conference tournament title was 2008 (UCLA).

Backcourt Bonanza... Pac-12 backcourts will lead talented young teams in 2015-16. In terms of scoring, the Cal tandem of guards **Tyrone Wallace** and **Jordan Mathews** combined to average 30.7 points per game. Most among returning backcourts in the Pac-12, just ahead of the UCLA duo of **Bryce Alford** and **Isaac Hamilton** (26.0 ppg) ... Three backcourts



Tyrone Wallace, California

had a pair of players post at least 100 assists each last season - UCLA's **Alford** (176) and **Hamilton** (116); USC's **Julian Jacobs** (116) and **Jordan McLaughlin** (100); and Washington State's **Ike Iroegbu** (106) and **Ny Redding** (101) ... Arizona State sophomore **Tra Holder** posted the second-most assists by a Sun Devil freshman with 115 ... Oregon State backcourt swiped and dished at a high rate as senior **Gary Payton II** led the Pac-12 with 95 steals (3.05 spg) and added 98 steals (3.2 apg), while junior **Malcolm Duvivier** led the Beavers with 107 assists (3.5 apg).

Home Away From Home... Check the Pac-12 rosters and you'll find 22 student-athletes (two more than last season) who hail from 12 different countries outside the United States. Those countries are: Canada (3), Serbia (3), Senegal (3), Hungary (2), Australia, Austria, Belgium, Bosnia-Herzegovina, Cameroon, England, Germany, Israel, Montenegro, Netherlands and Nigeria.

Pac-12 China Game... The Washington Huskies and the Texas Longhorns will square off in the Pac-12 China Game which will be played Nov. 14 at the Mercedes-Benz Arena in Shanghai. It is the latest event in the Pac-12's Globalization Initiative, an unprecedented effort to promote goodwill and showcase the Conference and its member institutions in China through student-athlete exchanges and sport. The game and the two-year partnership with Alibaba Group represent a major first for sports in China. With this game, the Pac-12 will become the first U.S. sports league, collegiate or professional, to host a regular season contest in China. The game will be played at 11 a.m. local Shanghai time and broadcast live in the United States on ESPN on Nov. 13 at 7 p.m. PT / 10 p.m. ET. Alibaba Group is the unrivaled leader in mobile in China, and the game will be distributed live via Alibaba's mobile and digital distribution platforms.

Returning Starters... The Conference welcomes back a lot of its talented student-athletes in 2015-16 as only Arizona, Stanford and Washington return fewer than three starters. Overall the league has an average of 3.0 returning starters per team. Here is the breakdown of the number of returning starters by team:

OSU, USC	5
ASU, UTAH	4
CAL, COLO, ORE, UCLA, WSU	3
STAN	2
ARIZ, WASH	1

Scheduling... The Pac-12 will continue to play an 18-game schedule. However, the league slate will include a pair of "misses" at home and on the road for each set of travel partners. Here's a look at which pair of games will be absent from the schedule:

Travel Partners	Home Misses	Road Misses
ARIZ, ASU	COLO, UTAH	ORE, OSU
CAL, STAN	WASH, WSU	UCLA, USC
COLO, UTAH	UCLA, USC	ARIZ, ASU
ORE, OSU	ARIZ, ASU	WASH, WSU
UCLA, USC	CAL, STAN	COLO, UTAH
WASH, WSU	ORE, OSU	CAL, STAN

The league's non-conference slate is loaded with NCAA Tournament participants from a year ago as there will be as many as 37 games are on the docket against teams who were in last year's Big Dance.



Josh Hawkinson, Washington State

Get Your Picture Taken With Adam Silver... With Arizona's **Stanley Johnson** selected eighth overall in the NBA Draft, the Pac-12 now has now had a player selected in the first round in the NBA Draft for the 27th consecutive year ... Arizona and UCLA are two of only four teams in the country to have multiple draft picks in the 2014 and 2015 NBA Draft ... The league has had 33 first-round picks over the last eight years of the NBA Draft. Over the last eight NBA Drafts, a total of 55 Pac-12 players have been selected representing all 12 of the Conference's member institutions.

2015 NBA DRAFT

First Round

8.	Stanley Johnson, ARIZ	Detroit
20.	Delon Wright, UTAH	Toronto
23.	Rondae Hollis-Jefferson, ARIZ	Brooklyn
30.	Kevon Looney, UCLA	Golden State

Second Round

34.	Anthony Brown, STAN	Los Angeles Lakers
43.	Joseph Young, ORE	Indiana
46.	Norman Powell, UCLA	Toronto

Raising the Larry O'Brien... Pac-12 members were well represented by former players on the roster of NBA champion Golden State Warriors - **Andrew Bogut** (Utah), **Justin Holliday** (Washington), **Andre Iguodala** (Arizona), **Klay Thompson** (Washington State). The coaching staff included **Steve Kerr** (Arizona), **Luke Walton** (Arizona), **Bruce Fraser** (Arizona) and **Jarron Collins** (Stanford). In addition, the Warriors Basketball Operations staff includes General Manager **Bob Myers** (UCLA), Video Coordinator/Player Development **Theo Robertson** (California) ... The Pac-12 had 62 former players on opening day rosters last season. Second only to the ACC's 70.

PAC-12 NOTEBOOK

PAC-12 MEN'S BASKETBALL MEDIA DAY

Pac-12 Conference - San Francisco, Calif.
Thursday, October 15, 2015

TEAM PRODUCTION RETURNING IN 2015-16

SCORING

1. USC	97.7%
2. Oregon State	90.4%
3. Utah	72.5%
4. California	71.7%
5. Colorado	63.4%
6. UCLA	60.2%
7. Arizona State	57.0%
8. Washington State	55.8%
9. Oregon	54.9%
10. Arizona	36.1%
11. Stanford	33.7%
12. Washington	28.1%

REBOUNDING

1. USC	97.9%
2. Oregon State	92.4%
3. Colorado	77.2%
4. Utah	75.9%
5. Oregon	74.4%
6. Washington State	74.7%
7. California	63.8%
8. UCLA	60.7%
9. Arizona State	57.7%
10. Stanford	53.9%
11. Arizona	31.3%
12. Washington	27.4%

THREE-POINT FIELD GOALS

1. USC	94.1%
2. Utah	89.8%
3. Oregon State	89.4%
4. California	84.9%
5. UCLA	72.6%
6. Colorado	58.7%
7. Arizona	55.4%
8. Washington	52.8%
9. Washington State	47.7%
10. Oregon	36.9%
11. Arizona State	34.6%
12. Stanford	30.9%

ASSISTS

1. USC	95.2%
2. Oregon State	94.4%
3. California	84.7%
4. UCLA	73.9%
5. Washington State	69.8%
6. Utah	62.0%
7. Arizona State	61.5%
8. Colorado	57.5%
9. Oregon	55.7%
10. Stanford	40.0%
11. Arizona	26.1%
12. Washington	18.2%

STEALS

1. USC	96.6%
2. Oregon State	92.1%
3. California	81.8%
4. Oregon	66.2%
5. Washington State	60.0%
6. Utah	59.1%
7. Colorado	56.7%
8. Stanford	54.9%
9. UCLA	51.7%
10. Arizona State	46.7%
11. Washington	31.6%
12. Arizona	23.2%

BLOCKS

1. USC	99.2%
2. Oregon State	98.4%
3. Colorado	89.5%
4. Oregon	87.9%
5. Arizona State	72.2%
6. Utah	71.4%
7. UCLA	64.0%
8. Washington State	56.9%
9. Stanford	51.0%
10. Arizona	35.9%
11. California	49.6%
12. Washington	3.3%

CAREER LEADERS RETURNING IN 2015-16

POINTS

Tyrone Wallace (Sr.), CAL	1,196
Josh Scott (Sr.), COLO	1,186
Jordan Loveridge (Sr.), UTAH	1,141
Andrew Andrews (Sr.), WASH	1,100
Xavier Johnson (Sr.), COLO	988
Kaleb Tarczewski (Sr.), ARIZ	941
Brandon Taylor (Sr.), UTAH	921
Bryce Alford (Sr.), UCLA	849
Jordan Mathews (Sr.), CAL	744
Tony Parker (Sr.), UCLA	726

REBOUNDS

Josh Scott (Sr.), COLO	692
Kaleb Tarczewski (Sr.), ARIZ	637
Jordan Loveridge (Sr.), UTAH	554
Tyrone Wallace (Sr.), CAL	526
Xavier Johnson (Sr.), COLO	515
Tony Parker (Sr.), UCLA	432
Wesley Gordon (Sr.), COLO	419
Josh Hawkinson (Sr.), WSU	379
Nikola Jovanovic (Sr.), USC	364
Andrew Andrews (Sr.), WASH	348

THREE-POINT FIELD GOALS

Brandon Taylor (Sr.), UTAH	180
Bryce Alford (Sr.), UCLA	140
Jordan Loveridge (Sr.), UTAH	133
Gabe York (Sr.), ARIZ	131
Andrew Andrews (Sr.), WASH	117
Jordan Mathews (Sr.), CAL	112
Tyrone Wallace (Sr.), CAL	93
Langston Morris-Walker (Sr.), OSU	65
Xavier Johnson (Sr.), COLO	91
Jabari Bird (Sr.), CAL	61
Katin Reinhardt (Sr.), USC	61

ASSISTS

Tyrone Wallace (Sr.), CAL	299
Brandon Taylor (Sr.), UTAH	287
Bryce Alford (Sr.), UCLA	278
Andrew Andrews (Sr.), WASH	222
Ike Iroegbu (Sr.), WSU	151
Sam Singer (Sr.), CAL	138
Xavier Taltou (Sr.), COLO	124
Malcolm Duvivier (Sr.), OSU	121
Isaac Hamilton (Sr.), UCLA	116
Tra Holder (Sr.), ASU	115
Gabe York (Sr.), ARIZ	115

STEALS

Tyrone Wallace (Sr.), CAL	112
Brandon Taylor (Sr.), UTAH	103
Andrew Andrews (Sr.), WASH	102
Gary Payton II (Sr.), OSU	95
Jordan Loveridge (Sr.), UTAH	69
Bryce Alford (Sr.), UCLA	64
Josh Scott (Sr.), COLO	60
Elgin Cook (Sr.), ORE	59
Xavier Johnson (Sr.), COLO	51
Jamal Reid (Sr.), OSU	50

BLOCKS

Josh Scott (Sr.), COLO	110
Jordan Bell (Sr.), ORE	94
Wesley Gordon (Sr.), COLO	88
Kaleb Tarczewski (Sr.), ARIZ	81
Daniel Gomis (Sr.), OSU	72
Tony Parker (Sr.), UCLA	63
Eric Jacobsen (Sr.), ASU	57
Tyrone Wallace (Sr.), CAL	43
Thomas Welsh (Sr.), UCLA	39
Josh Hawkinson (Sr.), WSU	38



Jordan McLaughlin, USC



Gary Payton II, Oregon State



Josh Scott, Colorado



Sean Miller Head Coach

Career record: 283-99 (11 years)
at Arizona: 163-52 (6 years)
in Pac-12: 79-29 (6 years)



Kaleb Tarczewski Senior Center

- Finished 2014-15 with 107-career starts, the 10th-most in program history
- Fourth in the Pac-12 with a team-leading 57.2 field goal percentage.
- Started 37 of 38 games, averaging 9.3 points per game.



WILDCAT FACTS

Location:.....Tucson, AZ 85721
Founded/Enrollment:.....1885/42,236
Colors: Cardinal & Navy
Home Court: McKale Center (14,538/1973)
Press Row Phone:..... (520) 621-4334
President:Dr. Ann Weaver Hart
Faculty Rep: Jory Hancock
Athletic Director:Greg Byrne
Associate Head Coach:Joe Pasternack
Assistant Coaches: Emanuel Richardson, Mark Phelps
Basketball Office Phone: (520) 621-4813
SID: Jeremy Sharpe
Basketball SID: Matt Ensor
E-mail: TBD
..... cell: (541) 513-6627
SID Phone: (520) 621-0916
Website:.....www.arizonawildcats.com

2015-16 ARIZONA SCHEDULE

Sun., Nov. 8	Chico State (Exhib.)	5 p.m.
Fri., Nov. 13	Pacific	6:30 p.m.
Mon., Nov. 16	Bradley	5 p.m.
Thu., Nov. 19	Boise State (1)	5:30 p.m.
Sun., Nov. 22	Northwestern State	5 p.m.
Thu., Nov. 26	vs. Santa Clara (2)	8:30 p.m.
Fri., Nov. 27	vs. Providence or Evansville (2)	TBD
Sun., Nov. 29	DirecTV Wooden Legacy (3)	TBD
Sat., Dec. 5	at Gonzaga	12:15 p.m.
Wed., Dec. 9	Fresno State	6 p.m.
Sun., Dec. 13	Missouri	5 p.m.
Wed., Dec. 16	Northern Arizona	7 p.m.
Sat., Dec. 19	UNLV	6 p.m.
Tues., Dec. 22	Long Beach State	6:30 p.m.
Sun., Jan. 3	at Arizona State	11 a.m.
Thu., Jan. 7	at UCLA	6 p.m.
Sat., Jan. 9	at USC	4 p.m.
Thu., Jan. 14	Washington	6 p.m.
Sat., Jan. 16	Washington State	6:30 p.m.
Thu., Jan. 21	at Stanford	8 p.m.
Sat., Jan. 23	at California	TBD
Thu., Jan. 28	Oregon	8 p.m.
Sat., Jan. 30	Oregon State	6:30 p.m.
Wed., Feb. 3	at Washington State	7 p.m.
Sat., Feb. 6	at Washington	1:30 p.m.
Fri., Feb. 12	UCLA	6 p.m.
Sun., Feb. 14	USC	5 p.m.
Wed., Feb. 17	Arizona State	6 p.m.
Wed., Feb. 24	at Colorado	6 p.m.
Sat., Feb. 27	at Utah	TBD
Thu., Mar. 3	California	6 p.m.
Sat., Mar. 5	Stanford	1 p.m.
March 9-12	Pac-12 Men's Basketball Tournament (4)	

All times listed are PT
(1) DirecTV Wooden Legacy
(2) DirecTV Wooden Legacy Opening Games, Fullerton, Calif. (Titan Gym)
(3) DirecTV Wooden Legacy Final, Anaheim, Calif. (Honda Center)
(4) Las Vegas, Nev. (MGM Grand Garden Arena)

ARIZONA NUMERICAL ROSTER

No.	Name	Pos.	Ht.	Wt.	Yr.	Exp.	Hometown /Last School
0	Parker Jackson-Cartwright	G	5-10	170	So.	1L	Los Angeles, Calif./Sierra Canyon HS
1	Gabe York	G	6-3	185	Sr.	3L	West Covina, Calif./Orange Lutheran HS
2	Ray Smith	F	6-8	210	Fr.	HS	Las Vegas, Nev./Las Vegas HS
3	Justin Simon	G	6-5	200	Fr.	HS	Temecula, Calif./Brewster Academy
5	Kadeem Allen*	G	6-3	200	Jr.	JC	Wilmington, N.C./Hutchinson CC
11	Allonzo Trier	G	6-4	210	Fr.	HS	Seattle, Wash./Findlay Prep
12	Ryan Anderson*	F	6-9	230	Sr.	TR	Lakewood, Calif./Boston College
14	Dusan Ristic	C	7-0	245	So.	1L	Novi Sad, Serbia/Sunrise Christian Academy
21	Chance Comanche	C	6-10	205	Fr.	HS	Beverly Hills, Calif./Beverly Hills HS
23	Mark Tollefsen	F	6-9	210	Sr.	TR	Danville, Calif./San Francisco
24	Elliott Pitts	G	6-5	190	Jr.	2L	Dublin, Calif./De La Salle HS
35	Kaleb Tarczewski	C	7-0	245	Sr.	3L	Claremont, N. H./St. Mark's HS
44	Trey Mason	G	6-2	180	Jr.	2L	Los Angeles, Calif./Loyola HS
50	Jacob Hazzard	G	6-0	160	Sr.	3L	Los Angeles, Calif./Loyola HS

* - Has used redshirt year. Returning starter in **bold**.

STRENGTHS – Senior C **Kaleb Tarczewski** (9.3 ppg/5.2 rpg) is the lone returning starter, but has plenty of experience having appeared in 109 career games with 107 starts ... Senior G **Gabe York** (9.2 ppg/2.1 rpg) provides Arizona with a three-point threat having led the team with 66 treys, hitting at 40 percent ... Junior G **Kadeem Allen**, the 2014 National JUCO Player of the Year by both the NABC and NJCAA, redshirted the 2014-15 season and will be eligible to play this year ... Senior F **Ryan Anderson**, who transferred from Boston College, will be eligible to compete as well. He was a Third-team All-ACC honoree in 2013, averaging 14.3 ppg and 7.3 rpg. Added depth in the frontcourt is expected from senior F **Mark Tollefsen**, a graduate transfer from San Francisco who earned second-team All-WCC honors last year ... One of the nation's top recruiting classes, hauling in three five-star student-athletes in **Allonzo Trier**, **Ray Smith** and **Justin Simon** along with four-star student-athlete **Chance Comanche** ... **Sean Miller** has already had the opportunity to coach Trier at the U19 FIBA World Championships where Team USA won gold ... The Wildcats have been ranked in 60-consecutive AP polls, including the last 40 in the top 10, and 63-straight coaches polls.

CONCERNS – Arizona lost their top four scorers from the 2014-15 Pac-12 Championship squad. Stanley Johnson (13.8 ppg), Brandon Ashley (12.2 ppg) and Rondae Hollis-Jefferson (11.2 ppg) declared early for the NBA Draft while T.J. McConnell (10.4 ppg/6.3 apg) graduated ... The 'Cats averaged 7.2 steals per game, which was UA's highest average in Miller's tenure, but the defense will take a hit as the four departed starters combined for 207 of the team's 275 steals ... Another challenging schedule that includes a road game at Gonzaga and home games with Missouri and UNLV, which handed Arizona its first loss last season.

2014-15 ARIZONA RESULTS (34-4, 16-2)

Nov., Fri., 14	Mount St. Mary's	W	78-55	Ashley - 21
Nov., Sun., 16	Cal State Northridge	W	86-68	Johnson - 17
Nov., Wed., 19	UC Irvine	W	71-54	Hollis-Jefferson - 19
Nov., Mon., 24	vs. Missouri (1)	W	72-53	Hollis-Jefferson/Ashley - 15
Nov., Tues., 25	vs. Kansas State (1)	W	72-68	Tarczewski - 18
Nov., Wed., 26	vs. #15 San Diego State (1)	W	61-59	Johnson - 18
Dec., Tues., 2	Gardner-Webb	W	91-65	Johnson/York - 18
Dec., Sat., 6	Gonzaga	W/OT	66-63	Ashley - 14
Dec., Tues., 9	Utah Valley	W	87-56	Johnson - 14
Dec., Sat., 13	Michigan	W	80-53	Johnson - 17
Dec., Tues., 16	Oakland	W	101-64	Johnson - 18
Dec., Fri., 19	at UTEP	W	60-55	Johnson - 17
Dec., Tues., 23	at UNLV	L	67-71	McConnell - 14
Jan., Sun., 4	Arizona State *	W	73-49	Three tied - 13
Jan., Thurs., 8	at Oregon *	W	80-62	McConnell - 21
Jan., Sun., 11	at Oregon State	L	56-58	Hollis-Jefferson - 14
Jan., Thurs., 15	Colorado *	W	68-54	Johnson - 20
Jan., Sat., 17	#8 Utah *	W	69-51	Johnson - 18
Jan., Thurs., 22	at Stanford *	W	89-82	Johnson - 19
Jan., Sat., 24	at California *	W	73-50	Johnson - 18
Jan., Wed., 28	Oregon *	W	90-56	York - 16
Jan., Fri., 30	Oregon State *	W	57-34	Ashley - 12
Feb., Sat., 7	at Arizona State *	L	78-81	McConnell - 25
Feb., Fri., 13	at Washington *	W	88-62	Johnson - 20
Feb., Sun., 15	at Washington State *	W	86-59	Three tied - 17
Feb., Thurs., 19	USC *	W	87-57	Tarczewski - 15
Feb., Sat., 21	UCLA * (2)	W	57-47	York - 13
Feb., Thurs., 26	at Colorado *	W	82-54	Johnson - 15
Feb., Sat., 28	at #13 Utah *	W	63-57	Tarczewski - 13
Mar., Thurs., 5	California *	W	99-60	Ashley - 21
Mar., Sat., 7	Stanford *	W	91-69	Ashley - 15
Mar., Thurs., 12	vs. California (3)	W	73-51	Johnson - 19
Mar., Fri., 13	vs. UCLA (3)	W	70-64	Ashley - 24
Mar., Fri., 14	vs. Oregon (3)	W	80-52	Ashley - 20
Mar., Thurs., 19	vs. Texas Southern (4)	W	93-72	Hollis-Jefferson - 23
Mar., Sat., 21	vs. Ohio State (4)	W	73-58	McConnell/York - 19
Mar., Thurs., 26	vs. Xavier (5)	W	68-60	McConnell - 17
Mar., Sat., 28	vs. Wisconsin (5)	L	85-78	Ashley/Hollis-Jefferson - 17

(1) NIT Season Tip Off, Tucson, Ariz.

(2) NIT Season Tip Off, New York, N.Y. (Madison Square Garden)

(3) Pac-12 Tournament, Las Vegas, Nev. (MGM Grand Garden Arena)

(4) NCAA Tournament, San Diego, Calif. (Viejas Arena)

(5) NCAA Tournament, Anaheim, Calif. (Honda Center)

*Pac-12 Conference Game. Rankings listed are AP.


2014-15 ARIZONA STATISTICS (Overall: 34-4, Pac-12: 16-2)

Player	GP-GS	Min/Avg	TOTAL		3-PTS		REBOUNDS		PF-FO	A	TO	Blk	Stl	Pts	Avg			
			FG-A	Pct	3FG-A	Pct	FT-A	Pct								Off/Def	Tot	Avg
Johnson, Stanley	38-37	1081/28.4	174-390	.446	43-116	.371	132-178	.742	75/172	247	6.5	100-2	63	82	15	57	523	13.8
Ashley, Brandon	38-38	1055/27.8	166-323	.514	12-36	.333	121-172	.703	69/128	197	5.2	107-3	25	55	25	23	465	12.2
Hollis-Jefferson, R.	38-25	1090/28.7	138-275	.502	6-29	.207	145-205	.707	77/183	260	6.8	94-2	59	59	32	44	427	11.2
McConnell, T.J.	38-38	1158/30.5	156-313	.498	25-78	.321	58-70	.829	25/121	146	3.8	68-0	238	78	3	83	395	10.4
Tarczewski, Kaleb	38-37	988/26.0	123-215	.572	0-0	.000	107-153	.699	62-137	199	5.2	116-5	13	53	22	17	353	9.3
York, Gabe	37-13	856/23.1	107-243	.440	66-165	.400	60-74	.811	6-71	77	2.1	45-0	45	37	13	22	340	9.2
Pitts, Elliott	38-1	565/14.9	43-109	.394	27-74	.365	19-24	.792	15/24	39	1.0	57-0	17	12	2	12	132	3.5
Ristic, Dusan	36-0	308/8.6	48-78	.615	4-5	.800	21-41	.512	21/54	75	2.1	45-1	2	9	9	2	121	3.4
Victor, Craig	8-0	57/7.1	8-13	.615	0-0	.000	9-17	.529	6/3	9	1.1	4-0	0	1	2	3	25	3.1
Jackson-Cartwright, P.	34-0	328/9.6	34-75	.453	9-23	.391	22-34	.647	6/41	47	1.4	33-1	60	23	1	11	99	2.9
Korcheck, Matt	21-1	77/3.7	10-14	.714	0-0	.000	6-6	1.000	7/10	17	0.8	9-0	3	1	7	1	26	1.2
Mason, Trey	9-0	12/1.3	1-3	.333	1-1	1.000	0-0	.000	0/1	1	0.1	0-0	0	1	0	0	3	0.3
Hazzard, Jacob	17-0	27/1.6	1-10	.100	0-6	.000	0-0	.000	0/0	0	0.0	1-0	1	5	0	0	2	0.1
Mellon, Drew	12-0	23/1.9	0-7	.000	0-3	.000	0-0	.000	1/2	3	0.3	1-0	2	0	0	0	0	0.0
TEAM									41/41	82	2.2	1	3				0	
ARIZONA	38		1009-2068	.488	193-536	.360	700-974	.719	411/988	1399	36.8	681-14	528	419	131	275	2911	76.6
Opponents	38		777-1951	.398	206-615	.335	508-728	.698	285/780	1065	28.0	791-	369	523	97	180	2268	59.7



Bobby Hurley Head Coach

Career record: 42-20 (2 years)
at Arizona State: 0-0 (First year)
in Pac-12: 0-0 (First year)



Eric Jacobsen Senior Forward

- Shot .626 from the field (102-of-163) in 2014-15, the fourth-best season mark in Sun Devil history.
- Averaged 28.6 minutes, 8.3 points and 5.9 rebounds in 34 games.
- He will enter his senior season with 98 games played and a career .576 shooter (148-of-257).



SUN DEVIL FACTS

Location:..... Tempe, AZ 85287-2505
Founded/Enrollment:.....1885/76,771
Colors: Maroon & Gold
Home Court: Wells Fargo Arena (10,734/1974)
Press Row Phone:..... (480) 965-7274/4778
President: Dr. Michael Crow
Faculty Rep: Jeffrey Wilson
Athletic Director: Ray Anderson
Assistant Coaches: Rashon Burno, Levi Watkins, Brian Merritt
Basketball Office Phone: (480) 965-3261
SID: Mark Brand
Basketball SID: Doug Tammaro
E-mail: tammaro@asu.edu
..... cell: (480) 734-7795
SID Phone: (480) 965-5799
Website:..... www.thesundevils.com

2015-16 ARIZONA STATE SCHEDULE

Fri., Nov. 13	Sacramento State	4:30 p.m.
Mon., Nov. 16	Belmont (1)	7 p.m.
Wed., Nov. 18	Kennessaw State (1)	5:30 p.m.
Mon., Nov. 23	vs. North Carolina State (2)	6 p.m.
Tues., Nov. 24	vs. LSU or Marquette (2)	TBD
Sun., Nov. 29	UC Santa Barbara	2 p.m.
Wed., Dec. 2	at Creighton	
Sat., Dec. 5	Texas A&M	7:30 p.m.
Sat., Dec. 12	at Kentucky	12:15 p.m.
Wed., Dec. 16	at UNLV	7 p.m.
Sat., Dec. 19	Houston Baptist	11:30 a.m.
Tues., Dec. 22	Stephen F. Austin	12 noon
Mon., Dec. 28	CSU Bakersfield	6 p.m.
Sun., Jan. 3	Arizona	11 a.m.
Thu., Jan. 7	at USC	7:30 p.m.
Sat., Jan. 9	at UCLA	2 p.m.
Thu., Jan. 14	Washington State	5 p.m.
Sat., Jan. 16	Washington	4 p.m.
Thu., Jan. 21	at California	6 p.m.
Sat., Jan. 23	at Stanford	8 p.m.
Thu., Jan. 28	Oregon State	5:30 p.m.
Sun., Jan. 31	Oregon	5:30 p.m.
Wed., Feb. 3	at Washington	8 p.m.
Sat., Feb. 6	at Washington State	3:30 p.m.
Fri., Feb. 12	USC	5 p.m.
Sun., Feb. 14	UCLA	5:30 p.m.
Wed., Feb. 17	at Arizona	6 p.m.
Thu., Feb. 25	at Utah	6 p.m.
Sun., Feb. 28	at Colorado	1:30 p.m.
Thu., Mar. 3	Stanford	8 p.m.
Sat., Mar. 5	California	5 p.m.
March 9-12	Pac-12 Men's Basketball Tournament (3)	

All times listed are PT
(1) Legends Classic, Tempe, Ariz. (Wells Fargo Arena)
(2) Legends Classic, Brooklyn, N.Y. (Barclays Center)
(3) Las Vegas, Nev. (MGM Grand Garden Arena)

ARIZONA STATE NUMERICAL ROSTER

No.	Name	Pos.	Ht.	Wt.	Yr.	Exp.	Hometown/Last School
0	Tra Holder	G	6-1	180	So.	1L	Los Angeles, Calif./Brentwood School
1	Maurice O'Field	G/F	6-5	210	Jr.	JC	Cleveland, Ohio/Midland JC
2	Willie Atwood	F	6-7	215	Sr.	1L	Memphis, Tenn./Connors State
3	Shannon Evans#	G	6-1	160	Jr.	TR	Suffolk, Va./Buffalo
4	Gerry Blakes	G	6-4	195	Sr.	1L	Inglewood, Calif./San Bernadino Valley College
5	Obinna Oleka	F	6-7	225	Jr.	JC	Washington D.C./Manatee-Sarasota College
10	Torian Graham#	G	6-4	180	Jr.	TR	Durham, N.C./Chipola JC
11	Savon Goodman	F	6-6	220	Jr.	1L	Philadelphia, Penn./Constitution HS
12	Andre Adams	F	6-9	216	Fr.	HS	Avondale, Ariz./IMG Academy
13	Tyler Harris	G	6-5	200	Fr.	HS	Westlake Village, Calif./Oaks Christian
21	Eric Jacobsen	F	6-10	255	Sr.	3L	Chandler, Ariz./Hamilton HS
22	Austin Witherill	G	6-0	160	So.	1L	Gilbert, Ariz./Highland HS
24	Andre Spight	G	6-3	168	Jr.	JC	Burbank, Calif./South Plains College
44	Kodi Justice	G	6-5	190	So.	1L	Mesa, Ariz./Dobson HS

* - Has used redshirt year. Returning starter in **bold**. # - Transfer and will sit the 2015-16 season.

STRENGTHS – Arizona State might want to give some credit to the 942 Crew student section, as the Sun Devils have gone 47-8 (.854) at home the past three seasons, the fourth-best mark in the Pac-12 ... Junior **F Savon Goodman** (11.2 ppg/7.6 rpg) excelled over the final 12 games of the season, averaging 12.9 points and 9.7 rebounds while shooting 66-of-107 (.617) from the field ... The team also returns starters senior **G Gerry Blakes** (11.1 ppg and .822 FT%), senior **F Eric Jacobsen** (.626 FG%) and sophomore **G Tra Holder** (7.0 points per game) ... Holder's 115 assists in 2014-15 is second on the Sun Devil freshman list behind only Jahii Carson (177/2012-13) ... Arizona State hired **Bobby Hurley** as their new head coach. Hurley, an NCAA champion point guard for Duke in 1991 and 1992, led Buffalo to a school record-matching 23 wins in 2014-15, its first Mid-American Conference title and a trip to the 2015 NCAA Tournament for the first time in school history ... Only Pac-12 team to defeat each of the last three Pac-12 Champions (UCLA - 2013; Arizona - 2014; Arizona - 2015).

CONCERNS – The Sun Devils lost the durable and dependable Jon Gilling to graduation at the end of the 2014-15 season, he finished his career as the Sun Devil leader in games played (132) ... Gone too is Shaquille McKissic, the team's leading scorer (12.4 ppg) for the 2014-15 season ... Will need to find a way to score from the outside as the Sun Devils lose their top three three-point shooters in Gilling (55 treys), Bo Barnes (46) and McKissic (42). Blakes (39) is the only returnee to hit more than 17 three-pointers in 2014-15 ... Tough non-conference slate, headlined by a trip to Rupp Arena to face the Kentucky Wildcats.

2014-15 ARIZONA STATE RESULTS (18-16, 9-9)

Nov., Fri., 14	Chicago State (1)	W	86-50	McKissic - 20
Nov., Mon., 17	Bethune Cookman (1)	W	49-39	Jacobsen - 10
Nov., Thurs., 20	Loyola Marymount	W	68-44	Jacobsen - 11
Nov., Mon., 24	vs. Maryland (2)	L	73-78	Gilling - 21
Nov., Tues., 25	vs. Alabama (2)	L	71-76	Blakes - 21
Nov., Sat., 29	Colgate	W	78-71	Blakes - 23
Dec., Wed., 3	UNLV	W	77-55	Jacobsen - 16
Dec., Sat., 6	at Texas A&M	L	71-72	Holder - 14
Dec., Sat., 13	Pepperdine	W	81-74	McKissic - 22
Dec., Tues., 16	at Marquette	L	71-78	Blakes - 20
Dec., Sat., 20	Lehigh	L/3 OT	81-84	Goodman - 24
Dec., Tues., 23	Detroit	W	93-54	Goodman - 22
Dec., Sun., 28	Harvard	W	56-46	McKissic/Blakes - 13
Jan., Sun., 4	at #8 Arizona *	L	49-73	Blakes - 9
Jan., Thurs., 8	at Oregon State *	L	47-55	Jacobsen/McKissic - 11
Jan., Sat., 10	at Oregon *	L	56-59	McKissic - 18
Jan., Thurs., 15	#8 Utah *	L	59-76	Blakes - 10
Jan., Sat., 17	Colorado *	W	76-72	McKissic - 16
Jan., Thurs., 22	at California *	W	79-44	Barnes - 17
Jan., Sat., 24	at Stanford *	L	70-89	Goodman - 18
Jan., Wed., 28	Oregon State *	W	73-55	McKissic - 17
Jan., Fri., 30	Oregon *	L/OT	67-68	McKissic - 24
Feb., Sat., 7	#6 Arizona *	W	81-78	Barnes - 18
Feb., Fri., 13	at Washington State *	L	71-74	Blakes - 24
Feb., Sun., 15	at Washington *	W	78-68	Blakes - 23
Feb., Wed., 18	UCLA *	W	68-66	Goodman - 20
Feb., Sun., 22	USC *	W	64-59	Blakes - 12
Feb., Thurs., 26	at #13 Utah *	L	41-83	Blakes/Atwood - 12
Mar., Sun., 1	at Colorado *	L	81-87	McKissic - 18
Mar., Thurs., 5	Stanford *	W	67-62	McKissic - 23
Mar., Sat., 7	California *	W	74-70	McKissic - 21
Mar., Wed., 11	vs. USC (3)	L	64-67	McKissic - 16
Mar., Wed., 18	at Connecticut (4)	W	68-61	McKissic - 22
Mar., Sun., 22	at Richmond (5)	L/OT	70-76	Blakes - 19

(1) CBE Hall of Fame Classic, Tempe, Ariz. (Wells Fargo Arena)

(2) CBE Hall of Fame Classic, Kansas City, Mo. (Sprint Center)

(3) Las Vegas, Nev. (MGM Grand Garden Arena)

(4) National Invitational Tournament, Storrs, Conn.

(5) National Invitational Tournament, Richmond, Va.

*Pac-12 Conference Game.

Rankings listed are AP

2014-15 ARIZONA STATE STATISTICS (Overall: 18-16, Pac-12: 9-9)

Player	GP-GS	Min/Avg	TOTAL		3-PTS		REBOUNDS						PF-FO	A	TO	Blk	Stl	Pts	Avg
			FG-A	Pct	3FG-A	Pct	FT-A	Pct	Off/Def	Tot	Avg								
McKissic, Shaquille	34-34	1060/31.2	145-332	.437	42-124	.339	91-135	.674	43/116	159	4.7	70-1	59	49	6	56	423	12.4	
Goodman, Savon	25-21	654/26.2	115-199	.578	0-0	.000	51-91	.560	66/123	189	7.6	71-2	19	51	9	20	281	11.2	
Blakes, Gerry	34-33	866/25.5	140-346	.405	39-129	.302	60-73	.822	20/124	144	4.2	67-0	60	80	3	28	379	11.1	
Jacobsen, Eric	34-34	972/28.6	102-163	.626	0-0	.000	78-137	.569	84/118	202	5.9	122-6	32	61	41	19	282	8.3	
Holder, Tra	32-23	865/27.0	58-183	.317	12-50	.240	97-137	.708	9/60	69	2.2	57-0	115	80	0	16	225	7.0	
Barnes, Bo	33-0	634/19.2	76-178	.427	46-123	.374	30-35	.857	33/42	75	2.3	47-0	25	19	5	22	228	6.9	
Gilling, Jonathan	34-2	703/20.7	62-142	.437	55-128	.430	13-20	.650	6/72	78	2.3	55-1	35	39	5	11	192	5.6	
Justice, Kodi	18-7	229/12.7	28-66	.424	17-37	.459	10-12	.833	6/16	22	1.2	22-0	28	19	2	5	83	4.6	
Scott, Roosevelt	20-5	243/12.2	27-61	.443	3-16	.188	20-31	.645	9/33	42	2.1	32-0	11	23	0	12	77	3.9	
Atwood, Willie	31-11	359/11.6	25-73	.342	11-31	.355	31-50	.620	20/34	54	1.7	51-1	11	16	2	5	92	3.0	
Murray, Chance	29-0	250/8.6	22-55	.400	3-11	.273	22-34	.647	3/27	30	1.0	22-0	31	20	4	4	69	2.4	
MacDougall, Connor	6-0	23/3.8	4-4	1.000	0-0	.000	4-5	.800	0/4	4	0.7	7-1	0	0	2	0	12	2.0	
Witherill, Austin	3-0	5-1.7	1-3	.333	1-2	.500	0-0	.000	1/2	3	1.0	1-0	0	0	0	0	3	1.0	
Tummala, Sai	14-0	59-4.2	4-12	.333	2-8	.250	4-6	.667	2/5	7	0.5	14-0	4	4	0	1	14	1.0	
Murphy, Corban	3-0	3-1.0	0-1	.000	0-1	.000	0-0	.000	0/0	0	0.0	0-0	1	0	0	0	0	0.0	
TEAM									63/43	106	3.1	0	13				0		
ARIZONA STATE	34		809-1818	.445	231-660	.350	511-766	.667	365/819	1184	34.8	638-12	431	474	79	199	2360	69.4	
Opponents	34		821-1821	.451	188-519	.362	433-621	.697	274-781	1055	31.0	701-	422	437	144	208	2263	66.6	



Cuonzo Martin Head Coach

Career record: 142-97 (7 years)
at California: 18-15 (1 year)
in Pac-12: 7-11 (1 year)



Tyrone Wallace Senior Guard

- Led the team in points, rebounds and assists
- Fifth in the Pac-12 in rebounding at 7.1 per game
- Finalist for Bob Cousy Award, honoring the National Point Guard of the Year



GOLDEN BEAR FACTS

Location:..... Berkeley, CA 94720
Founded/Enrollment:..... 1868/37,581
Colors: Blue & Gold
Home Court: Haas Pavilion (11,858)
Press Row Phone:..... (510) 642-3098
Chancellor: Nicholas B. Dirks
Faculty Rep: Bob Jacobsen
Athletic Director: Mike Williams
Associate Head Coach: Tracy Webster
Assistant Coaches: Wyking Jones, Yann Hufnagel
Basketball Office Phone: (510) 642-0361
SID Herb Benenson
Basketball SID: TBD
E-mail TBD
.....cell: TBD
SID Phone: (510) 642-3611
Website:..... www.calbears.com

2015-16 CALIFORNIA SCHEDULE

Mon., Nov. 9	Carroll (Mont.) (Exhib.)	7 p.m.
Fri., Nov. 13	Rice	8:30 p.m.
Mon., Nov. 16	UC Santa Barbara	7 p.m.
Fri., Nov. 20	East Carolina (1)	8 p.m.
Mon., Nov. 23	Sam Houston State (1)	8 p.m.
Thu., Nov. 26	vs. San Diego State (2)	9 p.m.
Fri., Nov. 27	vs. West Virginia or Richmond (2)	TBD
Tue., Dec. 1	Seattle	7 p.m.
Sat., Dec. 5	at Wyoming	12 noon
Wed., Dec. 9	Incarnate Word	8 p.m.
Sat., Dec. 19	Coppin State	4 p.m.
Tue., Dec. 22	at Virginia	6 p.m.
Mon., Dec. 28	Davidson	6 p.m.
Fri., Jan. 1	Colorado	8 p.m.
Sun., Jan. 3	Utah	4:30 p.m.
Wed., Jan. 6	at Oregon	6 p.m.
Sat., Jan. 9	at Oregon State	6:30 p.m.
Thu., Jan. 14	at Stanford	8 p.m.
Thu., Jan. 21	Arizona State	6 p.m.
Sat., Jan. 23	Arizona	TBD
Wed., Jan. 27	at Utah	8 p.m.
Sun., Jan. 31	at Colorado	2 p.m.
Sat., Feb. 6	Stanford	1 p.m.
Thu., Feb. 11	Oregon	6 p.m.
Sat., Feb. 13	Oregon State	3:30 p.m.
Thu., Feb. 18	at Washington	8 p.m.
Sun., Feb. 21	at Washington State	5:30 p.m.
Thur., Feb. 25	UCLA	6 p.m.
Sun., Feb. 28	USC	5 p.m.
Thu., Mar. 3	at Arizona	6 p.m.
Sat., Mar. 5	at Arizona State	5 p.m.
March 9-12	Pac-12 Men's Basketball Tournament (3)	

All times listed are PT
(1) Las Vegas Invitational, Berkeley, Calif.
(2) Las Vegas Invitational, Las Vegas, Nev. (Orleans Arena)
(3) Las Vegas, Nev. (MGM Grand Garden Arena)

CALIFORNIA NUMERICAL ROSTER

No.	Name	Pos.	Ht.	Wt.	Yr.	Exp.	Hometown/Last School
0	Jaylen Brown	F	6-7	225	Fr.	HS	Marietta, Ga./Wheeler HS
1	Ivan Rabb	F	6-11	220	Fr.	HS	Oakland, Calif./Bishop O'Dowd HS
2	Sam Singer	G	6-4	204	Jr.	2L	Miami, Fla./Ransom Everglades HS
3	Tyrone Wallace	G	6-5	205	Sr.	3L	Bakersfield, Calif./Bakersfield HS
10	Brandon Chauca	G	5-9	160	So.	1L	Alexandria, Va./22 Feet Academy
12	Roger Moute a Bidas	F	6-6	207	Jr.	2L	Yaounde, Cameroon/Notre Dame Prep
20	Nick Kerr	G	6-3	180	Gr.*	TR	Rancho Santa Fe, Calif./Univ. of San Diego
21	Nick Hamilton	G	6-4	185	So.	1L	Los Angeles, Calif./Westchester HS
22	Kingsley Okoroh	C	7-1	254	So.	1L	Derby, England/Westwind Prep
23	Jabari Bird	G	6-6	198	Jr.	2L	Vallejo, Calif./Salesian HS
24	Jordan Mathews	G	6-3	205	Jr.	2L	San Francisco, Calif./Santa Monica HS
25	Roman Davis	F	6-7	190	Fr.	HS	Los Angeles, Calif./Windward HS
31	Stephen Domingo	G	6-7	217	Jr.*	TR	San Francisco, Calif./Georgetown University
32	Brenden Glapion	G	6-3	195	Sr.*	TR	San Francisco, Calif./Cosumnes River College
42	Cole Welle	F	6-7	228	So.	1L	Aptos, Calif./Aptos HS
44	Kameron Rooks	C	7-0	261	RSO.	1L	San Marcos, Calif./Mission Hills HS

* - Has used redshirt year. Returning starter in **bold**.

STRENGTHS - The Bears return the league's top backcourt with senior **Tyrone Wallace** (17.1 ppg/7.1 rpg) and junior **Jordan Mathews** (13.6 ppg/3.4 rpg). The duo combined for 30.7 points per game to edge out UCLA's backcourt combination of Bryce Alford/Isaac Hamilton (26.0 ppg) ... Wallace was the only player in the Pac-12 who was ranked in the top-five in the conference in points, rebounds and assists per game (3.97 apg) in 2014-15 ... Mathews gives the Bears a deep threat as he connected on 70 three-pointers at a league-leading 44.3 percent. Mathews also proved to be the team's most reliable free-throw shooter, hitting at 78.6 percent ... The Cal backcourt is not only talented, but deep as it includes junior G **Jabari Bird** (10.5 ppg/3.3 rpg) and junior G **Sam Singer** (4.4 ppg/2.6 rpg). Singer appeared in all 33 game and posted 2.9 assists per game ... Per Scout.com, Cal is welcoming the third-best recruiting class in the country this season. The young Bears looking to provide a huge boost to **Cuonzo Martin's** squad include front court phenoms **Jaylen Brown** (five-star), **Ivan Rabb** (five-star) and **Roman Davis** (three-star).

CONCERNS - David Kravish exhausted his eligibility and will be missed. He was a big factor in the paint as he averaged 11.3 ppg, 7.0 rpg and 1.48 blocked shots per game. He established a Cal career record with 226 blocked shots, while his 917 career rebounds were third most in school history ... Aside from Mathews, the Bears struggled at the line. Mathews hit 78.6 percent from the charity stripe, while the rest of the team shot 61.3 percent ... Need to turn Haas Pavilion into a homecourt advantage. It was 4-5 at home in league play, while being outscored 70.2-64.0. Two of those wins came on last second shots.

2014-15 CALIFORNIA RESULTS (18-15, 7-11)

Nov., Fri., 14	Alcorn State (1)	W	91-57	Wallace - 22
Nov., Sun., 16	Kennesaw State (1)	W	93-59	Wallace - 18
Nov., Thurs., 20	vs. #23 Syracuse (2)	W	73-59	Mathews - 22
Nov., Fri., 21	vs. #10 Texas (2)	L	55-71	Kravish - 19
Nov., Wed., 26	Cal Poly	W	72-52	Bird - 18
Nov., Sun., 30	at Fresno State	W	64-57	Wallace - 21
Dec., Wed., 3	Montana	W/2 OT	78-76	Wallace - 22
Dec., Sun., 7	at Nevada	W	63-56	Wallace - 29
Dec., Wed., 10	Wyoming	W	45-42	Wallace - 17
Dec., Sat., 13	Princeton	W	67-57	Wallace - 23
Dec., Fri., 19	Eastern Washington	W	78-67	Wallace - 21
Dec., Mon, 22	#6 Wisconsin	L	56-68	Wallace - 17
Dec., Sun., 28	CSU Bakersfield	L	52-55	Wallace - 17
Jan., Fri., 2	#21 Washington *	W	81-75	Mathews - 31
Jan., Sun., 4	Washington State *	L	66-69	Mathews - 24
Jan., Wed., 7	at USC *	L	57-71	Wallace - 21
Jan., Sun., 11	at UCLA *	L	54-73	Mathews - 23
Jan., Wed., 14	Stanford *	L	59-69	Wallace - 14
Jan., Thurs., 22	Arizona State *	L	44-79	Mathews - 11
Jan., Sat., 24	#7 Arizona *	L	50-73	Kravish/Mathews - 16
Jan., Thurs., 29	at Washington State *	W	76-67	Wallace - 26
Feb., Sun., 1	at Washington *	W	90-88	Mathews - 23
Feb., Thurs., 5	USC *	W	70-69	Wallace - 18
Feb., Sat., 7	UCLA *	W	64-62	Bird - 16
Feb., Thurs., 12	at Colorado *	W	68-61	Mathews - 22
Feb., Sun., 15	at #11 Utah *	L	61-76	Wallace - 26
Feb., Sat., 21	at Stanford *	L	61-72	Kravish - 23
Feb., Wed., 25	Oregon *	L	69-80	Bird - 22
Mar., Sun., 1	Oregon State *	W	73-56	Mathews - 17
Mar., Thurs., 5	at #5 Arizona *	L	60-99	Wallace - 16
Mar., Sat., 7	at Arizona State *	L	70-74	Wallace - 23
Mar., Wed., 11	vs. Washington State (3)	W	84-59	Kravish - 25
Mar., Thurs., 12	vs. #5 Arizona	L	51-73	Wallace - 19

(1) 2K Classic, Berkeley, Calif. (Haas Pavilion)

(2) 2K Classic, New York, N.Y. (Madison Square Garden)

(3) Las Vegas, Nev. (MGM Grand Garden Arena)

*Pac-12 Conference Game.

Rankings listed are AP.

2014-15 CALIFORNIA STATISTICS (Overall: 18-15, Pac-12: 7-11)

Player	GP-GS	Min/Avg	TOTAL			3-PTS		REBOUNDS					PF-FO	A	TO	Blk	Stl	Pts	Avg
			FG-A	Pct	3FG-A	Pct	FT-A	Pct	Off/Def	Tot	Avg								
Wallace, Tyrone	33-33	1152/34.9	208-489	.425	28-88	.318	120-198	.606	30/205	235	7.1	91-0	131	94	11	42	564	17.1	
Mathews, Jordan	33-32	1027/31.1	143-321	.445	70-158	.443	92-117	.786	18/95	113	3.4	64-2	46	50	1	20	448	13.6	
Kravish, David	33-33	973/29.5	162-339	.478	4-14	.286	45-62	.726	58/172	230	7.0	104-3	38	50	49	13	373	11.3	
Bird, Jabari	23-21	648/28.2	92-210	.438	31-84	.369	26-34	.765	22/54	76	3.3	51-0	40	28	10	11	241	10.5	
Behrens, Christian	30-17	513/17.1	53-108	.491	0-0	.000	30-53	.566	35/63	98	3.3	78-1	10	22	11	6	136	4.5	
Singer, Sam	33-10	793/24.0	57-131	.435	13-47	.277	17-35	.486	12/74	86	2.6	79-0	97	45	5	24	144	4.4	
Tarwater, Dwight	33-13	620/18.8	42-110	.382	24-79	.304	5-6	.833	26/70	96	2.9	49-1	15	17	4	6	113	3.4	
Chauca, Brandon	22-0	210/9.5	19-47	.404	12-31	.387	3-6	.500	0/14	14	0.6	21-0	15	19	0	2	53	2.4	
Okoroh, Kingsley	30-3	394/13.1	24-52	.462	0-0	.000	12-23	.522	29/37	66	2.2	59-1	8	21	28	8	60	2.0	
Moute a Bidas, Roge	29-3	280-9.7	16-45	.356	3-14	.214	11-24	.458	14/26	40	1.4	24-0	10	13	8	3	46	1.6	
Glaption, Brenden	10-0	19/1.9	3-6	.500	0-0	.000	7-9	.778	1/0	1	0.1	3-0	1	0	0	0	13	1.3	
Welle, Cole	6-0	11/1.8	1-6	.167	0-0	.000	0-0	.000	2/2	4	0.7	2-0	0	0	0	1	2	0.3	
Hamilton, Nick	6-0	10/1.7	1-4	.250	0-0	.000	0-0	.000	2/0	2	0.3	1-0	0	0	0	1	2	0.3	
TEAM									51/59	110	3.3	1	6				0		
CALIFORNIA	33		821-1868	.440	185-515	.359	368-567	.649	300/871	1171	35.5	627-8	411	365	127	137	2195	66.5	
Opponents	33		783-1839	.426	156-465	.335	499-715	.698	293/849	1142	34.6	564-	356	316	122	166	2221	67.3	



Tad Boyle Head Coach

Career record: 148-116 (8 years)
at Colorado: 108-68 (5 years)
in Pac-12: 38-34 (4 years)



Josh Scott Senior Forward

- Averaged 14.5 points and a team-leading 8.4 rebounds per game, which was third in the Pac-12.
- Hauled in 3.42 offensive rebounds per game, tops in the Pac-12.
- Fifth in the conference in field goal percentage at 54.4.

BUFFS FACTS

Location:..... Boulder, CO 80309
Founded/Enrollment:..... 1876/32,000
Colors: Silver, Black, Gold
Home Court: Coors Events Center (11,064)
Press Row Phone:..... (303) 492-1552
President: Bruce Benson
Chancellor: Phil DiStefano
Faculty Rep: David Clough
Athletic Director: Rick George
Associate Head Coach: Jean Prioleau
Assistant Coaches: Mike Rohn, Rodney Billups
Basketball Office Phone: (303) 492-6877
Assistant AD/Basketball SID: Troy Andre
E-mail troy.andre@colorado.edu
..... Cell: (303) 903-3654
SID Phone: (303) 492-4672
Website:..... www.CUBuffs.com



2015-16 COLORADO SCHEDULE

Fri., Nov. 13	vs. Iowa State (1)	2 p.m.
Tue., Nov. 17	at Auburn	12 noon
Fri., Nov. 20	Portland	6 p.m.
Sun., Nov. 22	Nebraska Omaha	11 a.m.
Wed., Nov. 25	Air Force	6 p.m.
Sun., Nov. 29	Northern Colorado	12 noon
Wed., Dec. 2	Fort Lewis College	5 p.m.
Sun., Dec. 6	at Colorado State	11 a.m.
Sat., Dec. 12	BYU	5 p.m.
Fri., Dec. 18	Nicholls State (2)	6 p.m.
Sat., Dec. 19	Hampton (2)	6 p.m.
Tue., Dec. 22	Penn State (3)	7:30 p.m.
Wed., Dec. 23	Kent State or SMU (3)	TBD
Fri., Jan. 1	at California	8 p.m.
Sun., Jan. 3	at Stanford	7 p.m.
Fri., Jan. 8	Utah	6 p.m.
Wed., Jan. 13	Oregon State	8 p.m.
Sun., Jan. 17	Oregon	4 p.m.
Wed., Jan. 20	at Washington	7 p.m.
Sat., Jan. 23	at Washington State	6 p.m.
Wed., Jan. 27	Stanford	6 p.m.
Sun., Jan. 31	California	2 p.m.
Thu., Feb. 4	at Oregon	6 p.m.
Sat., Feb. 6	at Oregon State	5:30 p.m.
Thu., Feb. 11	Washington State	7 p.m.
Sat., Feb. 13	Washington	11 a.m.
Wed., Feb. 17	at USC	8 p.m.
Sat., Feb. 20	at UCLA	8 p.m.
Wed., Feb. 24	Arizona	6 p.m.
Sun., Feb. 28	Arizona State	1:30 p.m.
Sat., Mar. 5	at Utah	6:30 p.m.
March 9-12	Pac-12 Men's Basketball Tournament (4)	

All times listed are PT

- (1) Sioux Falls, S.D. (Sanford Pentagon)
- (2) Continental Tire Las Vegas Classic, Boulder, Colo.
- (3) Continental Tire Las Vegas Classic, Las Vegas, Nev. (Orleans Arena)
- (4) Las Vegas, Nev. (MGM Grand Garden Arena)

COLORADO NUMERICAL ROSTER

No.	Name	Pos.	Ht.	Wt.	Yr.	Exp.	Hometown/Last School
0	Thomas Akyazili	G	6-2	180	Fr.	HS	Antwerp, Belgium/Koninklijk Atheneum Deurne HS
1	Wesley Gordon	F	6-9	240	RJr.	2L	Colorado Springs, Colo./Sierra HS
2	Xavier Johnson	G/F	6-7	230	Sr.	3L	Los Angeles, Calif./Mater Dei HS
3	Xavier Talton	G	6-2	185	Sr.	3L	Sterling, Colo./Sterling HS
5	Eli Stalzer	G	6-3	195	Sr.	3L	Brea, Calif./Mater Dei HS
10	Tre'Shaun Fletcher	G/F	6-7	210	Jr.	2L	Tacoma, Wash./Lincoln HS
12	Mitch Lombard	G	6-0	180	Fr.	HS	Castle Pines, Colo./Rock Canyon HS
13	Kenan Guzonjic	F	6-8	240	So.	TR	Sarajevo, Bosnia-Herzegovina/Midland Texas JC
14	Tory Miller	F	6-9	255	So.	1L	Kansas City, Kan./New Hampton Prep
15	Dominique Collier	G	6-2	180	So.	1L	Denver, Colo./Denver East HS
21	Derrick White	G	6-5	180	Sr.	TR	Parker, Colo./UCCS
22	Brett Brady	G	6-1	160	Sr.	3L	Highlands Ranch, Colo./Highlands Ranch HS
24	George King	G	6-6	220	RSo.	1L	San Antonio, Texas/Brennan HS
33	Josh Repine	G	6-3	180	So.	1L	Englewood, Colo./New Hampton Prep
40	Josh Scott	F	6-10	245	Sr.	3L	Monument, Colo./Lewis-Palmer HS
44	Josh Fortune	G	6-5	205	RJr.	RS	Hampton, Va./Providence
	Mitch Lombard	G	6-0	180	Fr.	HS	Castle Pines, Colo./Rock Canyon HS

*- Has used redshirt year. Returning starter in **bold**.

STRENGTHS - Colorado was one of the league's top rebounding teams as it averaged 37.3 rebounds with a margin of +5.0 over its opponents ... It will look to do the same in 2015-16 as the Buffaloes return their top three rebounders in senior F **Josh Scott** (14.5 ppg/8.4 rpg), junior F **Wesley Gordon** (6.6 ppg/6.9 rpg) and senior G/F **Xavier Johnson** (10.3 ppg/5.6 rpg). In terms of numbers, no frontline in the Conference has a better returning group of rebounders ... Scott was efficient in averaging 14.5 points per game as he shot 54.4 percent from the field and 75.2 percent from the free throw line ... Scott and Gordon were both in the top-five in the Pac-12 in 2014-15 for their prowess in blocking shots as the duo combined for 93 rejections. Scott blocked 1.77 per game, while Gordon contributed with 1.38 blocks per game ... Eight of their first 11 games are at home in the Coors Events Center where the altitude and the Buffs student section, the C-Unit, can make it extremely difficult on the opposition.

CONCERNS - Colorado will miss the production of Askia Booker. The guard averaged 17.2 points per game, the third-best total in the conference for the season, posted 99 assists (3.19 apg) and 44 steals (1.42 spg) ... Senior G **Xavier Talton** (54 assists) and sophomore G **Dominique Collier** (44 assists) will be tasked to take care of the ball for the Buffaloes as Colorado was near the bottom of the league in assists (11.76 apg) and turnover margin (-1.94) ... Colorado will need to add a deep scoring option. No returning player made more than 29 three-pointers last season ... Johnson could be limited early as he tore his left achilles tendon in June during off-season workouts.

2014-15 COLORADO RESULTS (16-18, 7-11)

Nov., Fri., 14	Drexel	W	65-48	Scott - 21
Nov., Mon., 17	Auburn	W	90-59	Johnson/Scott - 17
Nov., Sat., 22	at Wyoming	L	33-56	Johnson - 9
Nov., Tues., 25	Air Force	W	68-53	Johnson - 15
Nov., Sun., 30	Lipscomb	W	84-75	Scott - 29
Dec., Wed., 3	San Francisco	W	72-55	Booker - 21
Dec., Sun., 7	at Georgia	L	57-64	Booker - 20
Dec., Wed., 10	Colorado State	L	60-62	Johnson - 20
Dec., Sat., 13	Northern Colorado	W	93-68	Scott - 21
Dec., Mon., 22	vs. DePaul (1)	W	82-68	Booker - 27
Dec., Tues., 23	vs. George Washington (1)	L	50-53	Gordon/Scott - 10
Dec., Thurs., 25	at Hawai'i (1)	L	66-69	Scott - 23
Jan., Fri., 2	UCLA *	W	62-56	Booker - 20
Jan., Sun., 4	USC *	W	86-65	Booker - 18
Jan., Wed., 7	at #9 Utah *	L	49-74	Booker/Hopkins 12
Jan., Thurs., 15	at #10 Arizona *	L	54-68	Booker - 30
Jan., Sat., 17	at Arizona State *	L	72-76	Booker - 21
Jan., Thurs., 22	Washington *	L	50-52	Hopkins - 11
Jan., Sat., 24	Washington State *	W	90-58	Booker - 21
Jan., Thurs., 29	at USC *	W/3 OT	98-94	Booker - 43
Jan., Sat., 31	at UCLA *	L	59-72	Booker - 16
Feb., Sat., 7	Utah *	L	51-79	Collier - 11
Feb., Thurs., 12	California *	L	61-68	Scott - 17
Feb., Sun., 15	Stanford *	W	64-58	Booker - 17
Feb., Wed., 18	at Oregon *	L	60-73	Booker - 20
Feb., Sat., 21	at Oregon State *	L	58-72	Johnson - 12
Feb., Thurs., 26	#7 Arizona *	L	54-82	Booker - 14
Mar., Sun., 1	Arizona State *	W	87-81	Booker - 29
Mar., Thurs., 5	at Washington *	W	64-67	Scott - 21
Mar., Sat., 7	at Washington State *	L/OT	91-96	Scott - 32
Mar., Wed., 11	vs. Oregon State (2)	W	78-71	Booker - 20
Mar., Thurs., 12	vs. Oregon (2)	L	85-93	Scott - 16
Mar., Wed., 18	Gardner-Webb (3)	W	87-78	Scott - 23
Mar., Mon., 23	at Seattle (4)	L	65-72	Scott - 17

(1) Diamond Head Classic, Honolulu, Hawai'i (Stan Sherif Center)

(2) Las Vegas, Nev. (MGM Grand Garden Arena)

(3) College Basketball Invitational, Boulder, Colo.

(4) College Basketball Invitational, Seattle, Wash.

*Pac-12 Conference Game

Rankings listed are AP

2014-15 COLORADO STATISTICS (Overall: 16-18, Pac-12: 7-11)

Player	GP-GS	Min/Avg	TOTAL		3-PTS		REBOUNDS											
			FG-A	Pct	3FG-A	Pct	FT-A	Pct	Off/Def	Tot	Avg	PF-FO	A	TO	Blk	Stl	Pts	Avg
Booker, Askia	31-28	936/30.2	173-447	.387	55-167	.329	131-157	.834	15/88	103	3.3	56-1	99	70	2	44	532	17.2
Scott, Josh	26-25	802/30.8	130-239	.544	1-4	.250	115-153	.752	89/130	219	8.4	45-0	29	24	46	18	376	14.5
Johnson, Xavier	29-15	706/24.3	105-236	.445	29-79	.367	60-93	.645	46/116	162	5.6	62-1	19	52	9	17	299	10.3
Gordon, Wesley	34-31	893/26.3	83-151	.550	4-14	.286	56-84	.667	87/146	233	6.9	67-3	40	40	47	13	226	6.6
Hopkins, Jaron	32-17	670/20.9	73-153	.477	13-39	.333	28-52	.538	22/85	107	3.3	66-1	42	55	4	32	187	5.8
Fletcher, Tre'Shaun	34-17	622/18.3	65-143	.455	22-48	.458	30-42	.714	28/58	86	2.5	46-0	34	42	3	11	182	5.4
Collier, Dominique	30-10	579/19.3	48-139	.345	18-67	.269	28-46	.609	9/41	50	1.7	72-1	44	38	5	18	142	4.7
Thomas, Dustin	32-11	535/16.7	49-110	.445	6-19	.316	36-53	.679	26/53	79	2.5	81-3	29	34	8	12	140	4.4
Talton, Xavier	34-15	764/22.5	45-149	.302	25-79	.316	30-41	.732	4/54	58	1.7	68-4	54	48	3	20	145	4.3
Miller, Tory	30-1	258/8.6	31-66	.470	0-0	.000	27-36	.750	20/45	65	2.2	41-1	4	25	5	4	89	3.0
Stalzer, Eli	19-0	113/5.9	10-27	.370	6-18	.333	1-3	.333	2/9	11	0.6	6-0	5	6	1	5	27	1.4
Brady, Brett	6-0	15/2.5	0-1	.000	0-1	.000	0-0	.000	0/0	0	0.0	2-0	1	0	0	0	0	0.0
Bates, Geoff	5-0	3/0.6	0-0	.000	0-0	.000	0-0	.000	0/0	0	0.0	1-0	0	0	0	0	0	0.0
Repine, Josh	4-0	4/1.0	0-0	.000	0-0	.000	0-0	.000	0/0	0	0.0	1-0	0	0	0	0	0	0.0
TEAM									52/44	96	2.8	0	16				0	
COLORADO	34		812-1861	.436	179-535	.335	542-760	.713	400/869	1269	37.3	614-15	400	450	133	194	2345	69.0
Opponents	34		807-1904	.424	249-705	.353	454-645	.704	338/762	1100	32.4	671-11	423	384	122	236	2317	68.1



Dana Altman Head Coach

Career record: 533-300 (26 years)
at Oregon: 123-57 (5 years)
in Pac-12: 55-35 (5 years)



Elgin Cook Senior Forward

- Ranked No. 7 in the Pac-12 in field goal percentage in 2014-15 at .520.
- Second-team All-Pac-12 honoree.
- The only Duck to start all 36 games in 2014-15.



DUCK FACTS

Location:.....Eugene, OR 97401
 Founded/Enrollment:.....1876/24,548
 Colors:Green & Yellow
 Home Court:Matthew Knight Arena (12,364)
 Press Row Phone:.....(541) 346-4496/4497
 President:.....Michael Schill
 Faculty Rep: Tim Gleason
 Athletic Director:Rob Mullens
 Assistant Coaches:Kevin McKenna, Tony Stubblefield,
 Mike Mennega
 Basketball Office Phone:(541) 346-4346
 SID: Andy McNamara
 Basketball SID: Greg Walker
 E-mail:gswalker@uoregon.edu
 cell: (541) 954-8775
 SID Phone:(541) 346-5488
 Website:..... www.goducks.com

2015-16 OREGON SCHEDULE

Tue., Nov. 3	Northwest Christian (Exhib.)	7 p.m.
Fri., Nov. 13	Jackson State	7 p.m.
Mon., Nov. 16	Baylor	8:30 p.m.
Fri., Nov. 20	Savannah State	8 p.m.
Sun., Nov. 22	Valparaiso	3 p.m.
Wed., Nov. 25	Arkansas State	4 p.m.
Mon., Nov. 30	Fresno State	5 p.m.
Thu., Dec. 4	at UNLV (1)	8 p.m.
Mon., Dec. 7	vs. Navy (2)	8:30 p.m.
Sat., Dec. 12	at Boise State	4 p.m.
Tue., Dec. 15	UC Irvine	8 p.m.
Fri., Dec. 18	Long Beach State	6 p.m.
Mon., Dec. 21	at Alabama (3)	6 p.m.
Tue., Dec. 29	Western Oregon	6 p.m.
Sun., Jan. 3	at Oregon State	4 p.m.
Wed., Jan. 6	California	6 p.m.
Sun., Jan. 10	Stanford	7 p.m.
Thu., Jan. 14	at Utah	7 p.m.
Sun., Jan. 17	at Colorado	4 p.m.
Thu., Jan. 21	USC	6 p.m.
Sat., Jan. 23	UCLA	1 p.m.
Thu., Jan. 28	at Arizona	8 p.m.
Sun., Jan. 31	at Arizona State	5:30 p.m.
Thu., Feb. 4	Colorado	6 p.m.
Sun., Feb. 7	Utah	1 p.m.
Thu., Feb. 11	at California	6 p.m.
Sat., Feb. 13	at Stanford	1 p.m.
Sat., Feb. 20	Oregon State	7 p.m.
Wed., Feb. 24	Washington State	7 p.m.
Sun., Feb. 28	Washington	5:30 p.m.
Wed., Mar. 2	at UCLA	6 p.m.
Sat., Mar. 5	at USC	1 p.m.
March 9-12	Pac-12 Men's Basketball Tournament (4)	

All times listed are PT
 (1) Las Vegas, Nevada (MGM Grand Garden Arena)
 (2) Pearl Harbor, Hawaii (Bloch Arena Fitness Center)
 (3) Birmingham, Ala.
 (4) Las Vegas, Nev. (MGM Grand Garden Arena)

OREGON NUMERICAL ROSTER

No.	Name	Pos.	Ht.	Wt.	Yr.	Exp.	Hometown/Last School
0	Dwayne Benjamin	F	6-7	210	Sr.	1L	Lafayette, La./Mt. San Jacinto JC
1	Jordan Bell	F	6-9	215	So.	1L	Long Beach, Calif./Long Beach Poly HS
2	Casey Benson	G	6-3	185	So.	1L	Tempe, Ariz./Corona Del Sol HS
5	Tyler Dorsey	G	6-4	180	Fr.	HS	Los Angeles, Calif./Marantha HS
11	Theo Friedman	G	6-1	175	Jr.	2L	Portland, Ore./Grant HS
21	Kendall Small	G	6-0	170	Fr.	HS	Anaheim, Calif./Mayfair HS
23	Elgin Cook	F	6-6	205	RSr.	2L	Milwaukee, Wis./Northwest Florida State
24	Dillon Brooks	F	6-6	225	So.	1L	Mississauga, Ont./Findlay Prep
25	Chris Boucher	F	6-10	200	Jr.	TR	Montreal, Quebec/Northwest College
31	Dylan Ennis	G	6-2	192	RSr.	TR	Brampton, Ont./Villanova
35	Trevor Manuel	F	6-9	200	Fr.	HS	Lansing, Mich./Everett HS
41	Roman Sorkin	F	6-10	225	So.	1L	Ashdod, Israel/Hof HaSharon HS

* - Has used redshirt year. ^ - Walk-on. Returning starter in **bold**.

STRENGTHS - Oregon is one of just nine teams nationally to win a game in each of the last three NCAA Tournaments ... **Dana Altman**, the reigning John R. Wooden Coach of the Year, has guided the Ducks to 20 or more wins in a school-record five consecutive seasons ... Senior F **Elgin Cook** (13.0 ppg/5.2 rpg), a second-team All-Pac-12 honoree, is the top returning scorer for the Ducks ... Sophomore F **Jordan Bell** (5.1 ppg/6.1 rpg) and sophomore G **Dillon Brooks** (11.5 ppg/4.5 rpg) earned Pac-12 All-Freshman team honors and were key to Oregon's rookie class accounting for 32 percent of the team's scoring (24.2 ppg), 42 percent of the total rebounds (15.1 rpg), 49 percent of the assists (6.9 apg). Bell set a school record with 94 blocks as Oregon set a season record for blocked shots with 157 ... Brooks (Canada, U19 FIBA World Championships, Pan-Am Games), incoming freshman G **Tyler Dorsey** (Greece, U19 FIBA World Championships, all-tournament team) and sophomore F **Roman Sorkin** (Israel, U20 FIBA European Championships) all competed in various FIBA championships to pick up some international experience ... senior F **Dwayne Benjamin** (8.4 ppg/5.8 rpg) added a spark off the bench and can hit from beyond the arc. His 36 three-pointers are most among returnees.

CONCERNS - Replacing the workload of Joseph Young. Young, the 2014-15 Pac-12 Player of the Year, led the league in scoring (20.7 ppg) and added 4.4 rpg and 3.72 apg while grinding out 36.7 minutes per game ... Getting defensive stops as the Ducks were one of three Pac-12 teams to allow 70 or more points per game last season ... Challenging non-league slate with four NCAA Tournament teams on the docket (Baylor, Boise State, Valparaiso and UC Irvine).

2014-15 OREGON RESULTS (26-10, 13-5)

Nov., Fri., 14	Coppin State	W	107-65	Young - 32
Nov., Mon., 17	Detroit	W	83-66	Young - 22
Nov., Fri., 21	Toledo	W	78-68	Young - 24
Nov., Mon. 24	vs. #19 Michigan (1)	L	63-70	Young - 20
Nov., Tues., 25	vs. #14 VCU (1)	L	63-77	Brooks - 15
Nov., Sun., 30	Portland State	W	81-59	Young - 19
Dec., Wed., 3	Concordia (Ore.)	W	94-63	Young - 20
Dec., Sun., 7	Ole Miss	L	73-79	Brooks - 21
Dec., Sat., 13	at Illinois (2)	W	77-70	Brooks - 24
Dec., Wed., 17	Cal State Northridge	W	79-56	Young - 18
Dec., Sat., 20	Delaware State	W	83-70	Young - 23
Dec., Mon., 22	UC Santa Barbara	W/OT	82-78	Young - 25
Dec., Mon., 29	UC Irvine	W	69-67	Benjamin - 18
Jan., Sat., 3	Oregon State *	W	71-59	Young - 27
Jan., Thurs., 8	#7 Arizona *	L	62-80	Young - 12
Jan., Sat., 10	Arizona State *	W	59-56	Young - 12
Jan., Thurs., 15	at Washington State *	L/OT	99-108	Young - 30
Jan., Sun., 18	at Washington *	L	77-85	Brooks - 16
Jan., Thurs., 22	USC *	W	75-67	Young - 19
Jan., Sat., 24	UCLA *	W	82-64	Young - 16
Jan., Wed., 28	at #6 Arizona *	L	56-90	Cook - 16
Jan., Fri., 30	at Arizona State *	W/OT	68-67	Cook - 23
Feb., Wed., 4	Washington *	W	78-74	Young - 32
Feb., Sun., 8	Washington State *	W	95-72	Young - 29
Feb., Wed., 11	at USC *	W	80-75	Young - 26
Feb., Sat., 14	at UCLA *	L	63-72	Abdul-Bassit - 24
Feb., Wed., 18	Colorado *	W	73-60	Young - 23
Feb., Sun., 22	#9 Utah *	W	69-58	Brooks - 19
Feb., Wed., 25	at California *	W	80-69	Young - 25
Mar., Sun., 1	at Stanford *	W	73-70	Cook/Young - 21
Mar., Wed., 4	at Oregon State *	W	65-62	Cook - 17
Mar., Thurs., 12	vs. Colorado (3)	W	93-85	Young - 30
Mar., Fri., 13	vs. #13 Utah (3)	W	67-64	Young - 25
Mar., Sat., 14	vs. #5 Arizona (3)	L	52-80	Young - 19
Mar., Fri., 20	vs. Oklahoma State (4)	W	79-73	Young - 27
Mar., Sun., 22	vs. #3 Wisconsin (4)	L	65-72	Young - 30

(1) Legends Classic, Brooklyn, N.Y. (Barclays Center)
 (2) Chicago, Ill. (United Center)
 (3) Las Vegas, Nev. (MGM Grand Garden Arena)
 (4) NCAA Tournament, Omaha, Neb. (CenturyLink Center)
 *Pac-12 Conference Game.
 Rankings listed are AP.

2014-15 OREGON STATISTICS (Overall: 26-10, Pac-12: 13-5)

Player	GP-GS	Min/Avg	TOTAL		3-PTS		REBOUNDS										PF-FO	A	TO	Blk	Stl	Pts	Avg
			FG-A	Pct	3FG-A	Pct	FT-A	Pct	Off/Def	Tot	Avg												
Young, Joseph	36-35	1322/36.7	265-592	.448	91-255	.357	124-134	.925	19/141	160	4.4	51-0	134	87	1	41	745	20.7					
Cook, Elgin	36-36	1059/29.4	169-325	.520	5-20	.250	125-171	.731	52/136	188	5.2	117-4	59	80	6	38	468	13.0					
Brooks, Dillon	36-33	1020/28.3	150-329	.456	28-83	.337	85-103	.825	62/114	176	4.9	111-4	65	73	20	18	413	11.5					
Benjamin, Dwayne	34-13	789/23.2	111-248	.448	36-102	.353	29-59	.492	57/139	196	5.8	70-0	36	26	15	30	287	8.4					
Abdul-Bassit, Jalil	35-19	699/20.0	99-227	.436	59-136	.434	31-38	.816	19/42	61	1.7	80-2	25	35	12	21	288	8.2					
Bell, Jordan	35-20	831/23.7	83-139	.597	0-0	.000	11-22	.500	66/148	214	6.1	95-4	47	37	94	28	177	5.1					
Rorie, Ahmaad	36-15	675/18.8	52-125	.416	16-48	.333	29-39	.744	14/65	79	2.2	45-0	66	36	4	6	149	4.1					
Benson, Casey	36-9	707/19.6	42-109	.385	25-73	.342	17-25	.680	8/61	69	1.9	56-0	72	23	1	23	126	3.5					
Chandler, Michael	19-0	101/5.3	14-28	.500	0-0	.000	14-20	.700	15/11	26	1.4	21-0	0	11	2	2	42	2.2					
Sorkin, Roman	8-0	35/4.4	5-11	.455	2-6	.333	1-2	.500	1/7	8	1.0	2-0	1	3	1	0	13	1.6					
Friedman, Theo	5-0	20/4.0	2-5	.400	1-2	.500	0-0	.000	1/3	4	0.8	1-0	3	0	0	0	5	1.0					
Heller, Max	2-0	7/3.5	0-0	.000	0-0	.000	0-0	.000	0/0	0	0.0	1-0	0	1	0	0	0	0.0					
Jensen, Tim	7-0	23/3.3	0-3	.000	0-0	.000	0-0	.000	2/3	5	0.7	3-0	0	1	1	0	0	0.0					
Piganelli, Anthony	4-0	6/1.5	0-1	.000	0-0	.000	0-0	.000	0/0	0	0.0	1-0	0	0	0	0	0	0.0					
Noebel, Charlie	4-0	6/1.5	0-1	.000	0-1	.000	0-0	.000	0/1	1	0.3	1-0	0	2	0	0	0	0.0					
TEAM									56/55	111	3.1	0	6				0						
OREGON	36		992-2143	.463	263-726	.362	466-613	.760	372/926	1298	36.1	655-14	508	421	157	207	2713	75.4					
Opponents	36		902-2136	.422	232-704	.330	514-739	.696	418/834	1252	34.8	624-	429	413	96	201	2550	70.8					



Wayne Tinkle Head Coach

Career record: 175-105 (8 years)
at Oregon State: 17-14 (1 year)
in Pac-12: 8-10 (1 year)



Gary Payton II Senior Guard

- 2014-15 Pac-12 Defensive Player of the Year
- He scored 13.4 points per game and averaged 7.5 rebounds (No. 4 total in the conference).
- Tallied 95 steals over the course of the year for an average of 3.06 steals per game, both are tops in the Pac-12.

BEAVER FACTS

Location:..... Corvallis, OR 97331
 Founded/Enrollment:.....1868/27,925
 Colors:Orange & Black
 Home Court:Gill Coliseum (9,604/1949)
 Press Row Phone:..... (541) 737-3020
 President: Dr. Edward Ray
 Faculty Rep: Dr. Joey Spatafora
 Athletic Director: Todd Stansbury
 Associate Head Coach: Kerry Rupp
 Assistant Coaches: Gregg Gottlieb, Stephen Thompson
 Basketball Office Phone: (541) 737-2076
 SID: Steve Fenk
 Basketball SID: Shawn Schoeffler
 E-mail: shawn.schoeffler@oregonstate.edu
 cell: (541) 231-1430
 SID Phone: (541) 737-3720
 Website:..... www.osubeavers.com



2015-16 OREGON STATE SCHEDULE

Thu., Nov. 5	Western Oregon (Exhib.)	5 p.m.
Sat., Nov. 14	Northwest Christian	TBD
Tue., Nov. 17	Iona	7 p.m.
Thu., Nov. 19	at Rice	5 p.m.
Sat., Nov. 21	at UC Santa Barbara	2 p.m.
Tue., Nov. 24	Valparaiso	6 p.m.
Wed., Dec. 2	Loyola Marymount	7 p.m.
Sat., Dec. 5	Nevada	1 p.m.
Sat., Dec. 12	Kansas (1)	5 p.m.
Fri., Dec. 18	Cal State Fullerton (2)	8 p.m.
Sat., Dec. 19	Tulsa (2)	8 p.m.
Mon. Dec. 21	Quinnipiac	6 p.m.
Sun., Jan. 3	Oregon	4 p.m.
Wed., Jan. 6	Stanford	8 p.m.
Sat., Jan. 9	California	6:30 p.m.
Wed., Jan. 13	at Colorado	8 p.m.
Sun., Jan. 17	at Utah	5:30 p.m.
Wed., Jan. 20	UCLA	8 p.m.
Sun., Jan. 24	USC	12 noon
Thu., Jan. 28	at Arizona State	5:30 p.m.
Sat., Jan. 30	at Arizona	6:30 p.m.
Thu., Feb. 4	Utah	8 p.m.
Sat., Feb. 6	Colorado	5:30 p.m.
Thu., Feb. 11	at Stanford	8 p.m.
Sat., Feb. 13	at California	3:30 p.m.
Sat., Feb. 20	at Oregon	7 p.m.
Wed., Feb. 24	Washington	8 p.m.
Sun., Feb. 28	Washington State	3:30 p.m.
Wed., Mar. 2	at USC	8 p.m.
Sat., Mar. 5	at UCLA	3:30 p.m.
March 9-12	Pac-12 Men's Basketball Tournament (3)	

All times listed are PT
 (1) Kansas City, Mo. (Sprint Center)
 (2) Far West Classic, Portland, Ore. (Moda Center)
 (3) Las Vegas, Nev. (MGM Grand Garden Arena)

OREGON STATE NUMERICAL ROSTER

No.	Player	Pos.	Ht.	Wt.	Yr.	Exp.	Hometown/Last School
1	Gary Payton II	G	6-3	190	Sr.	1L	Seattle, Wash./Salt Lake CC
2	Stephen Thompson Jr	G	6-4	170	Fr.	HS	Los Angeles, Calif./Bishop Montgomery HS
3	Tres Tinkle	F	6-8	220	Fr.	HS	Missoula, Mont./Hellgate HS
4	Derrick Bruce	G	6-3	165	Fr.	HS	Moreno Valley, Calif./Colony HS
5	Cheikh N'diaye	C	7-0	240	Jr.	2L	Dakar, Senegal/Army-Navy Academy
11	Malcolm Duvivier	G	6-2	210	Jr.	2L	Toronto, Canada/St. Michael's College School
12	Drew Eubanks	F	6-10	240	Fr.	HS	Troutdale, Ore./Reynolds HS
13	Langston Morris-Walker	G	6-5	215	Sr.	3L	Berkeley, Calif./Berkeley HS
14	Daniel Gomis	F	6-10	230	Sr.	3L	Thies, Senegal/Oak Hill Academy
23	Gligorije Rakocevic	C	6-11	250	Fr.	HS	Bijelo Polje, Montenegro/Cantwell-Sacred Heart of Mary
24	Kendal Manuel	G	6-4	180	Fr.	HS	Billings, Mont./Skyview HS
30	Olaf Schaftenaar	F	6-10	235	Sr.	3L	Utrecht, Netherlands/Rodenborch College
31	Matt Dahlen	F	6-6	205	So.	1L	Redmond, Ore./Redmond HS
32	Jarmal Reid	F	6-7	235	Sr.	3L	Decatur, Ga./Columbia HS
40	Justin Stangel	C	6-10	225	Sr.	3L	Milwaukie, Ore./La Salle Catholic Preparatory

* - Has used redshirt year. Returning starter in **bold**.

STRENGTHS - Wayne Tinkle stressed defense during their his season in Corvallis, and the team responded by leading the Pac-12 in steals (7.77 spg), 3-point field goal percentage defense (.302) and turnover margin (+2.94). With the entire starting five returning from last year, Beaver Nation can expect the same defensive mindset ... Giving up a measly 59.2 points per game on 38.6 percent shooting by the opposition, the Beavers were one of three league teams that allowed fewer than 60 points per game ... Senior G **Gary Payton II** (13.4 ppg/7.5 rpg) led the swarming OSU defense with 95 steals, which are the tied for third most in a season in Pac-12 history, and ony trails his father's school record 100 thefts set in 1990 ... On paper, the Beavers have the highest-ranked recruiting class in school history as they welcome **Kendal Manuel**, **Gligorije Rakocevic**, **Stephen Thompson Jr.** (son of assistant coach Stephen Thompson), **Tres Tinkle** (son of Wayne Tinkle), **Derrick Bruce** and **Drew Eubanks**. Despite OSU returning all five starters, some of these newcomers could find themselves in the starting lineup when the season starts.

CONCERNS - The Beavers will need to turnaround their rebounding margin (-2.3). None of the returning frontcourt players averaged better than 3.9 rebounds per game and account for just 37.6 percent of the returning rebound totals ... The Beavers had balance in their outside shooting as buckets from beyond the arc were distributed among senior F **Olaf Schaftenaar** (47 treys), senior G **Langston Morris-Walker** (38), junior G **Malcolm Duvivier** (30) and Payton II (27), but they'll need to improve on efficiency as the team shot a league-low 32.3 percent from three-point range.

2014-15 OREGON STATE RESULTS (17-14, 8-10)

Nov., Fri., 14	Rice	W	67-54	Duvivier/Reid - 17
Nov., Tues., 18	Corban	W	86-62	Payton II/Morris-Walker - 16
Nov., Fri., 21	Oral Roberts	W	55-42	Schaftenaar - 12
Nov., Mon., 24	vs. Oklahoma State (1)	L	53-66	Robbins - 16
Nov., Wed., 26	vs. Auburn (1)	L	69-71	Payton II - 20
Dec., Wed., 3	Mississippi Valley State	W	74-58	Payton II - 24
Dec., Sat., 6	at Portland	W/OT	65-58	Robbins - 18
Dec., Sat., 13	Mississippi State	W	59-49	Payton II/Reid - 13
Dec., Mon., 15	Grambling State	W	71-43	Robbins - 22
Dec., Thurs., 18	DePaul	W	90-59	Robbins - 27
Dec., Sun., 21	at Quinnipiac	L	52-60	Schaftenaar - 18
Dec., Tues., 30	UC Santa Barbara	W	76-64	Reid - 16
Jan., Sat., 3	at Oregon *	L	59-76	Morris-Walker - 16
Jan., Thurs., 8	Arizona State *	W	55-47	Duvivier - 15
Jan., Sun., 11	#7 Arizona *	W	58-56	Morris-Walker - 12
Jan., Thurs., 15	at Washington *	L	43-56	Reid/Duvivier - 10
Jan., Sat., 17	at Washington State *	W	62-47	Morris-Walker - 22
Jan., Thurs., 22	UCLA *	W	66-55	Duvivier - 19
Jan., Sat., 24	USC *	W	59-55	Payton II - 21
Jan., Wed., 28	at Arizona State *	L	55-73	Payton II - 23
Jan., Fri., 30	at #6 Arizona *	L	34-57	Schaftenaar - 8
Feb., Thurs., 5	Washington State *	W	55-50	Reid - 20
Feb., Sun., 8	Washington *	W	64-50	Payton II - 17
Feb., Wed., 11	at UCLA *	L	59-75	Payton II - 24
Feb., Sat., 14	at USC *	L	55-68	Morris-Walker - 17
Feb., Thurs., 19	#9 Utah *	L	37-47	Duvivier - 12
Feb., Sat., 21	Colorado *	W	72-58	Payton II - 24
Feb., Thurs., 26	at Stanford *	L	48-75	Payton II - 17
Mar., Sun., 1	at California *	L	56-73	Duvivier - 18
Mar., Wed., 4	Oregon *	L	62-65	Duvivier - 18
Mar., Wed., 11	vs. Colorado (2)	L	71-78	Duvivier/Payton II - 17

(1) MGM Grand Main Event, Las Vegas, Nev. (MGM Grand Garden Arena)

(2) Las Vegas, Nev. (MGM Grand Garden Arena)

*Pac-12 Conference Game.

Rankings listed are AP.

2014-15 OREGON STATE STATISTICS (Overall: 17-14, Pac-12: 8-10)

Player	GP-GS	Min/Avg	TOTAL		3-PTS		REBOUNDS						PF-FO	A	TO	Blk	Stl	Pts	Avg
			FG-A	Pct	3FG-A	Pct	FT-A	Pct	Off/Def	Tot	Avg								
Payton II, Gary	31-30	1125/36.3	162-334	.485	27-92	.293	65-98	.663	64/167	231	7.5	84-2	98	59	37	95	416	13.4	
Duvivier, Malcolm	31-30	1080/34.8	110-297	.370	30-97	.309	81-110	.736	20/72	92	3.0	84-2	107	84	3	38	331	10.7	
Robbins, Victor	15-0	325/21.7	53-115	.461	10-33	.303	39-55	.709	20/33	53	3.5	23-0	9	17	2	14	155	10.3	
Morris-Walker, Langs	31-30	946/30.5	97-269	.361	38-121	.314	55-78	.705	33/109	142	4.6	60-1	44	40	2	30	287	9.3	
Reid, Jarmal	30-2	668/22.3	84-191	.440	1-5	.200	79-107	.738	27/55	82	2.7	99-4	35	41	12	26	248	8.3	
Schaftenaar, Olaf	31-28	929/30.0	81-204	.397	47-125	.376	33-41	.805	24/77	101	3.3	59-0	49	42	10	15	242	7.8	
Gomis, Daniel	30-25	642/21.4	44-96	.458	0-0	.000	41-70	.586	48/68	116	3.9	93-4	16	39	41	14	129	4.3	
N'diaye, Cheikh	29-5	222/7.7	20-32	.625	0-0	.000	3-8	.375	14/25	39	1.3	43-2	1	15	15	2	43	1.5	
Sanders, Tanner	21-1	123/5.9	8-22	.364	5-15	.333	0-0	.000	3/15	18	0.9	16-0	7	8	0	5	21	1.0	
Dahlen, Matt	13-1	58/4.5	3-5	.600	0-0	.000	0-4	.000	4/4	8	0.6	15-0	2	3	0	2	6	0.5	
Livesay, Dylan	18-1	68/3.8	2-9	.222	2-7	.286	0-0	.000	0/2	2	0.1	3-0	4	2	0	0	6	0.3	
Stangel, Justin	10-1	30/3.0	1-2	.500	0-0	.000	1-2	.500	1/3	4	0.4	10-0	0	3	1	0	3	0.3	
Hedgecock, AJ	4-1	9/2.3	0-1	.000	0-0	.000	0-0	.000	0/1	1	0.3	1-0	1	2	0	0	0	0.0	
TEAM									35/49	84	2.7	0		10			0		
OREGON STATE	31		665-1577	.422	160-495	.323	397-573	.693	293/680	973	31.4	590-15	373	365	123	241	1887	60.9	
Opponents	31		576-1494	.386	184-609	.302	498-673	.740	326/718	1044	33.7	555-	348	456	97	190	1834	59.2	



Johnny Dawkins Head Coach

Career record: 141-100 (7 years)
at Stanford: 141-100 (7 years)
in Pac-12: 58-68 (7 years)



Rosco Allen Senior Forward

- Averaged 7.3 points and 4.4 rebounds.
- He is the top returning scorer from the 2014-15 squad.
- One of two starters returning from the NIT Championship squad.



CARDINAL FACTS

Location:Stanford, CA 94305
 Founded/Enrollment:1855/15,140
 Colors: Cardinal & White
 Home Court:Maples Pavilion (7,329/1968)
 Press Row Phone: (650) 723-4418
 President: Dr. John L. Hennessy
 Faculty Rep: Al Camarillo
 Athletic Director: Bernard Muir
 Assistant Coaches: Charles Payne, Mike Schrage
 Tim O'Toole
 Basketball Office Phone: (650) 723-0562
 Senior Assistant Athletic Director/SID: Kurt Svoboda
 Basketball SID: Doug Drabik
 E-mail: ddrabik@stanford.edu
 cell: (650) 683-5528
 Website: www.gostanford.com

2015-16 STANFORD SCHEDULE

Fri., Nov. 13	Wisconsin-Green Bay (1)	6 p.m.
Sun., Nov. 15	Charleston Southern (1)	5 p.m.
Thu., Nov. 19	SMU	8:30 p.m.
Sun., Nov. 22	at St. Mary's	8 p.m.
Thu., Nov. 26	vs. Villanova (2)	1:30 p.m.
Fri., Nov. 27	vs. Arkansas or Georgia Tech (2)	TBD
Sat., Dec. 12	Dartmouth	7 p.m.
Tue., Dec. 15	DePaul	7 p.m.
Sat., Dec. 19	Texas	8:30 p.m.
Mon., Dec. 21	Sacramento State	8 p.m.
Sun., Dec. 27	Carroll College	6 p.m.
Fri., Jan. 1	Utah	6 p.m.
Sun., Jan. 3	Colorado	7 p.m.
Wed., Jan. 6	at Oregon State	8 p.m.
Sun., Jan. 10	at Oregon	7 p.m.
Thu., Jan. 14	California	8 p.m.
Thu., Jan. 21	Arizona	8 p.m.
Sat., Jan. 23	Arizona State	8 p.m.
Wed., Jan. 27	at Colorado	6 p.m.
Sat., Jan. 30	at Utah	2 p.m.
Sat., Feb. 6	at California	1 p.m.
Thu., Feb. 11	Oregon State	8 p.m.
Sat., Feb. 13	Oregon	1 p.m.
Thu., Feb. 18	at Washington State	7 p.m.
Sat., Feb. 20	at Washington	5 p.m.
Thu., Feb. 25	USC	8 p.m.
Sat., Feb. 27	UCLA	1:30 p.m.
Thu., Mar. 3	at Arizona State	8 p.m.
Sat., Mar. 5	at Arizona	1 p.m.
March 9-12	Pac-12 Men's Basketball Tournament (3)	

All times listed are PT
 (1) Preseason NIT, Stanford Calif.
 (2) Preseason NIT, Brooklyn, N.Y. (Barclays Center)
 (3) Las Vegas, Nev. (MGM Grand Garden Arena)

STANFORD NUMERICAL ROSTER

No.	Name	Pos.	Ht.	Wt.	Yr.	Exp.	Hometown/Last School
1	Christian Sanders	G	6-4	185	Sr.	3L	Houston, Texas/St. Thomas HS
2	Robert Cartwright	G	6-2	170	So.	1L	Pasadena, Calif./Flintridge Prep
3	Malcolm Allen	G	6-1	180	Jr.	2L	Las Vegas, Nev./Centennial HS
10	Michael Humphrey	F	6-9	218	So.	1L	Phoenix, Ariz./Sunnyslope HS
11	Dorian Pickens	G/F	6-5	210	So.	1L	Phoenix, Ariz./Pinnacle HS
14	Marcus Sheffield	G/F	6-5	180	Fr.	HS	Alpharetta, Ga./Chattahoochee HS
15	Marcus Allen	G	6-3	190	Jr.	2L	Las Vegas, Nev./Centennial HS
20	Josh Sharma	C	7-0	210	Fr.	HS	Lexington, Mass./Northfield Mount Hermon School
21	Cameron Walker	F	6-7	200	Fr.	HS	Santa Maria, Calif./Righetti HS
22	Reid Travis	F	6-8	245	So.	1L	Minneapolis, Minn./DeLaSalle HS
25	Rosco Allen	F	6-9	220	Sr.	3L	Budapest, Hungary/Bishop Gorman HS
30	Grant Verhoeven	C	6-9	245	Sr.	3L	Hanford, Calif./Central Valley Christian HS

* - Has used redshirt year. Returning starter in **bold**.

STRENGTHS - Stanford reached the 20-win plateau for the 23rd time in school history and fourth during head coach **Johnny Dawkins'** seven-year tenure ... Two key pieces to Stanford's run the postseason NIT title return in junior G **Marcus Allen** (6.4 ppg/3.5 rpg) and sophomore F **Reid Travis** (6.2 ppg/5.6 rpg). During the five-game stretch of the NIT, Allen averaged 11.4 points and 5.4 rebounds while shooting 55.0 percent overall. Travis averaged 6.4 points and 6.6 rebounds while shooting 50.0 percent overall ... Senior F **Rosco Allen** (7.3 ppg/4.4 rpg) and sophomore F **Michael Humphrey** (3.1 ppg/2.7 rpg) provide depth in the front court. Allen is the team's top returning scorer, while Humphrey flashed signs of potential in six starts last year ... Stanford averaged only 10.8 turnovers per game, a total that led the Pac-12. The Cardinal committed 10 miscues or fewer in 19 games ... Stanford finished 16-3 at home in 2014-15 and is now 92-30 at Maples Pavilion under Dawkins ... The talented freshmen class, which is ranked No. 22 by Rivals.com, includes C **Josh Sharma**, G/F **Marcus Sheffield** and F **Cameron Walker**.

CONCERNS - Stanford will need to replace a good bulk of its scoring and rebounding as the departures of Anthony Brown, Stefan Nastic and Chasson Randle accounted for 66.0 percent of the Cardinal's overall scoring and 45.3 percent of its rebounding in 2014-15 ... Brown and Randle dominated Stanford's three-point production combining for 169 treys last season. Rosco Allen (38 treys) is the only returning player to have more than 13 three-pointers ... Developing a floor leader to distribute the ball. No returning player has more than 41 assists.

2014-15 STANFORD RESULTS (24-13, 9-9)

Nov., Fri., 14	Wofford (1)	W	74-59	Nastic - 26
Nov., Sun., 16	South Dakota (1)	W	84-73	Randle - 23
Nov., Fri., 21	vs. UNLV (2)	W	89-60	Randle/Brown - 18
Nov., Sat., 22	vs. #4 Duke (2)	L	59-70	Randle - 22
Nov., Tues., 25	Delaware	W	84-47	Randle - 15
Nov., Sun., 30	at DePaul	L	72-87	Randle/Nastic - 16
Dec., Sat., 13	Denver	W	49-43	Brown - 17
Dec., Wed., 17	Loyola Marymount	W	67-58	Randle - 31
Dec., Sat., 20	at BYU	L	77-79	Randle - 24
Dec., Tues., 23	at #9 Texas	W/OT	74-71	Brown - 25
Dec., Mon., 29	Arkansas-Pine Bluff	W	74-39	Brown - 16
Jan., Fri., 2	Washington State *	W	71-56	Randle - 18
Jan., Sun., 4	#21 Washington *	W/OT	68-60	Randle - 24
Jan., Thurs., 8	at UCLA *	L/2OT	81-86	Randle - 32
Jan., Sun., 11	at USC *	W	78-76	Brown - 21
Jan., Wed., 14	at California *	W	69-59	Randle - 25
Jan., Sat., 17	Connecticut	W	72-59	Randle - 23
Jan., Thurs., 22	#7 Arizona *	L	82-89	Randle - 26
Jan., Sat., 24	Arizona State *	W	89-70	Brown/Randle - 21
Jan., Wed., 28	at Washington *	W	84-74	Brown - 23
Jan., Sat., 31	at Washington State *	L	88-89	Randle - 33
Feb., Thurs., 5	UCLA *	L	67-69	Brown - 19
Feb., Sun., 8	USC *	W	70-62	Randle - 17
Feb., Thurs., 12	at #11 Utah *	L	59-75	Brown - 15
Feb., Sun., 15	at Colorado *	L	58-64	Nastic - 24
Feb., Sat., 21	California *	W	72-61	Randle - 19
Feb., Thurs., 26	Oregon State *	W	75-48	Randle - 15
Mar., Sun., 1	Oregon *	L	70-73	Randle - 17
Mar., Thurs., 5	at Arizona State *	L	62-67	Randle/Nastic - 16
Mar., Sat., 7	at #5 Arizona *	L	69-91	Randle - 16
Mar., Wed., 11	vs. Washington (3)	W	71-69	Nastic - 21
Mar., Thurs., 12	vs. #13 Utah (3)	L	56-80	Randle - 22
Mar., Tues., 17	UC Davis (4)	W	77-64	M. Allen - 22
Mar., Sun., 22	Rhode Island (4)	W	74-65	Randle - 35
Mar., Tues., 24	Vanderbilt (4)	W	78-78	Brown - 26
Mar., Tues., 31	Old Dominion(5)	W/OT	67-60	Randle - 24
April, Thurs., 2	Miami (Fla.) (5)	W/OT	66-64	Randle - 25

(1) Coaches vs. Cancer Classic, Stanford, Calif.

(2) Coaches vs. Cancer Classic, Brooklyn, N.Y.

(3) Las Vegas, Nev. (MGM Grand Garden Arena)

(4) National Invitational Tournament, Stanford, Calif. (Maples Pavilion)

(5) National Invitational Tournament, New York, N.Y. (Madison Square Garden)

*Pac-12 Conference Game. Rankings listed are AP.


2014-15 STANFORD STATISTICS (Overall: 24-13, Pac-12: 9-9)

Player	GP-GS	Min/Avg	TOTAL		3-PTS		REBOUNDS											
			FG-A	Pct	3FG-A	Pct	FT-A	Pct	Off/Def	Tot	Avg	PF-FO	A	TO	Blk	Stl	Pts	Avg
Randle, Chasson	37-37	1347/36.4	217-538	.403	90-248	.363	200-228	.877	11/112	123	3.3	82-1	112	75	5	50	724	19.6
Brown, Anthony	37-36	1320/35.7	176-408	.431	79-179	.441	116-146	.795	42/214	256	6.9	78-1	94	72	7	28	547	14.8
Nastic, Stefan	37-37	1098/29.7	179-379	.472	0-0	.000	138-183	.754	90/149	239	6.5	137-11	53	75	38	13	496	13.4
Allen, Rosco	33-23	872/26.4	82-215	.381	38-105	.362	38-55	.691	34/110	144	4.4	77-0	39	37	12	18	240	7.3
Allen, Marcus	36-23	820/22.8	89-174	.511	13-40	.325	38-71	.535	41/84	125	3.5	88-1	41	41	4	30	229	6.4
Travis, Reid	28-12	646/23.1	67-137	.489	0-0	.000	39-85	.459	62/94	156	5.6	60-0	12	27	7	24	173	6.2
Humphrey, Michael	30-6	338/11.3	41-74	.554	0-2	.000	11-22	.500	35/46	81	2.7	76-2	13	15	23	11	93	3.1
Pickens, Dorian	31-1	267/8.6	17-48	.354	9-25	.360	18-26	.692	18/13	31	1.0	20-0	17	14	1	6	61	2.0
Cartwright, Robert	36-1	399/11.1	23-65	.354	12-36	.333	11-17	.647	6/28	34	0.9	38-0	24	13	1	9	69	1.9
Verhoeven, Grant	8-4	92/11.5	5-12	.417	0-0	.000	2-4	.500	10/8	18	2.3	16-1	4	3	4	3	12	1.5
Sanders, Christian	35-5	272/7.8	9-30	.300	4-13	.308	2-7	.286	5/12	17	0.5	29-0	24	15	0	11	24	0.7
Bullock, Elliott	10-0	34/3.4	2-4	.500	1-1	1.000	0-0	.000	1/2	3	0.3	6-0	0	0	0	0	5	0.5
Rimmer, Schuyler	2-0	6/3.0	0-0	.000	0-0	.000	1-2	.500	1/1	2	1.0	0-0	0	0	0	0	1	0.5
Morgan, Wade	8-0	14/1.8	1-5	.200	0-2	.000	0-0	.000	1/4	5	0.6	1-0	2	1	0	1	2	0.3
TEAM										71/58	129	3.5	0		11		0	
STANFORD	37		908-2089	.435	246-651	.378	614-846	.726	428/935	1363	36.8	708-17	435	399	102	204	2676	72.3
Opponents	37		867-2048	.423	247-661	.374	510-747	.683	360/847	1207	32.6	738-	450	424	121	176	2491	67.3



Steve Alford Head Coach

Career record: 513-258 (24 years)
at UCLA: 50-23 (2 years)
in Pac-12: 23-13 (2 years)



Tony Parker Senior Forward

- Over the course of the 34 games he played, Parker averaged 11.5 points and 6.7 rebounds per game.
- Sixth in the Pac-12 in field goal percentage at .543.
- With 726 points, Parker is on pace to enter UCLA's 1,000 career point club this season.

BRUIN FACTS

Location:..... Los Angeles, CA 90024
Founded/Enrollment:..... 1919/42,163
Colors: Blue & Gold
Home Court: Pauley Pavilion (13,800/1965)
Press Row Phone:..... (310) 825-1899
Chancellor: Gene D. Block
Faculty Rep: Donald Morrison
Athletic Director: Dan Guerrero
Basketball Office Phone: (310) 825-8699
Assistant Coaches: Ed Schilling, Duane Broussard
..... David Grace
Director of Athletic Communications:..... Josh Rupprecht
Basketball SID: Alex Timiraos
E-mail: atimiraos@athletics.ucla.edu
..... cell: (310) 847-9231
SID Phone: (310) 206-0524
Website:..... www.uclabruins.com



2015-16 UCLA SCHEDULE

Fri., Nov. 13	Monmouth	8 p.m.
Sun., Nov. 15	Cal Poly	7 p.m.
Thu., Nov. 19	Pepperdine	7:30 p.m.
Mon., Nov. 23	vs. UNLV (1)	8:30 p.m.
Tue., Nov. 24	vs. Kansas or Chaminade (1)	TBD
Wed., Nov. 25	Maui Jim Maui Invitational (1)	TBD
Sun., Nov. 29	Cal State Northridge	4 p.m.
Thu., Dec. 3	Kentucky	6 p.m.
Sun., Dec. 6	Long Beach State	6 p.m.
Sat., Dec. 12	at Gonzaga	7 p.m.
Tue., Dec. 15	Louisiana-Lafayette	6 p.m.
Sat., Dec. 19	vs. North Carolina (2)	10 a.m.
Tue., Dec. 22	McNeese State	8 p.m.
Fri., Jan. 1	at Washington	8 p.m.
Sun., Jan. 3	at Washington State	6:30 p.m.
Thu., Jan. 7	Arizona	6 p.m.
Sat., Jan. 9	Arizona State	2 p.m.
Wed., Jan. 13	USC	8 p.m.
Wed., Jan. 20	at Oregon State	8 p.m.
Sat., Jan. 23	at Oregon	1 p.m.
Thu., Jan. 28	Washington	7 p.m.
Sat., Jan. 30	Washington State	4 p.m.
Thu., Feb. 4	at USC	7:30 p.m.
Fri., Feb. 12	at Arizona	6 p.m.
Sun., Feb. 14	at Arizona State	5:30 p.m.
Thu., Feb. 18	Utah	7 p.m.
Sat., Feb. 20	Colorado	8 p.m.
Thu., Feb. 25	at California	6 p.m.
Sat., Feb. 27	at Stanford	1:30 p.m.
Wed., Mar. 2	Oregon	6 p.m.
Sat., Mar. 5	Oregon State	3:30 p.m.
March 9-12	Pac-12 Men's Basketball Tournament (3)	

All times listed are PT
(1) Maui Jim Maui Invitational, Maui, Hawai'i (Lahaina Civic Center)
(2) CBS Sports Classic, Brooklyn, N.Y. (Barclays Center)
(3) Las Vegas, Nev. (MGM Grand Garden Arena)

UCLA NUMERICAL ROSTER

No.	Name	Pos.	Ht.	Wt.	Yr.	Exp.	Hometown/Last School
0	Alex Olesinski	F	6-10	200	Fr.	HS	Roswell, N.M./La Lumiere School (IN)
2	Noah Allen	G/F	6-7	215	Jr.	2L	Pacific Grove, Calif./Palma HS
3	Aaron Holiday	G	6-1	185	Fr.	HS	Chatsworth, Calif./Campbell HS
5	Prince Ali	G	6-3	190	Fr.	HS	The Bronx, N.Y./The Sagemont School (FL)
10	Isaac Hamilton	G	6-5	195	Jr.	2L	Los Angeles, Calif./St. John Bosco HS
14	Gyorgy "G.G." Goloman	F	6-11	215	So.	1L	Kormend, Hungary/The Sagemont School (FL)
15	Jerrold Smith	G	6-0	165	Jr.	2L	Los Angeles, Calif./St. Bernard's HS
20	Bryce Alford	G	6-3	185	Jr.	2L	Albuquerque, N.M./La Cueva HS
21	Alec Wulff	G	6-3	185	So.	1L	Laguna Beach, Calif./Laguna Beach HS
23	Tony Parker	F/C	6-9	260	Sr.	3L	Atlanta, Ga./Miller Grove HS
34	Ikenna Okwarabizie	C	6-9	250	So.	TR	Lagos, Nigeria/Tyler Junior College (TX)
40	Thomas Welsh	C	7-0	245	So.	1L	Redondo Beach, Calif./Loyola HS
43	Jonah Bolden	G/F	6-10	220	So.	1L	Sydney, Australia/Brewster Academy (NH)

* - Has used redshirt year. Returning starter in **bold**.

STRENGTHS - Steve Alford has led the Bruins to the NCAA Tournament's Sweet 16 each of the last two years. Alford is one of 25 active Division I coaches with 500 career victories ... Junior G **Bryce Alford** (15.4 ppg/3.2 rpg) leads the Bruin attack. No returning Pac-12 player posted more minutes (1,307 min/36.3 mpg) or assists (176 ast/4.9 apg) last season ... Sophomore **Isaac Hamilton** (10.6 ppg/3.4 rpg/3.2 apg) teams up with Alford to give UCLA one of the top backcourts in the Pac-12. The duo combined for 152 three-pointers ... Senior F **Tony Parker** (11.5 ppg/6.7 rpg) will be counted on to anchor the front court. He was a big factor on the boards as the Bruins led the league in rebounding (38.0 rpg) last season ... Sophomore C **Thomas Welsh** (3.8 ppg/3.8 rpg) played in all 36 games last season and picked up more experience during the summer for the U.S. National U19 squad that won gold in the FIBA U19 World Championships ... Sophomore F **Jonah Bolden**, hailing from Sydney, Australia, is expected to contribute heavily in UCLA's rotation after sitting out last season ... Added depth to the backcourt with the signing of point guard **Aaron Holiday**, younger brother of former Bruin point guard Jrue Holiday, and guard **Prince Ali**.

CONCERNS - Replacing the numbers of Norman Powell (16.4 ppg/4.7 rpg) and Kevon Looney (11.6 ppg/9.2 rpg), both NBA draft picks ... A young squad with five sophomores and three freshmen ... Need to convert at the charity stripe. Aside from Alford (.838 FT%), returning players combined to shoot just 58.7 percent from the free throw line ... Demanding non-conference schedule includes Kentucky, Gonzaga, North Carolina, and a loaded field in the Maui Invitational.

2014-15 UCLA RESULTS (22-14, 11-7)

Nov., Fri., 14	Montana State	W	113-78	Powell - 25
Nov., Sun., 16	Coastal Carolina	W	84-71	Looney/Alford - 17
Nov., Thurs., 20	Nicholls State	W	107-74	Alford - 28
Nov., Sun., 23	Long Beach State	W	77-63	Powell - 24
Nov., Wed., 26	vs. Oklahoma (1)	L	65-75	Alford - 19
Nov., Thurs., 27	vs. #5 North Carolina (1)	L	56-78	Powell - 15
Nov., Fri., 28	vs. UAB (1)	W	88-76	Hamilton - 21
Dec., Wed., 3	Cal State Fullerton	W	73-45	Powell - 18
Dec., Sun., 7	San Diego	W	75-68	Alford - 22
Dec., Wed., 10	UC Riverside	W	77-66	Powell - 20
Dec., Sat., 13	#9 Gonzaga	L	74-87	Alford - 23
Dec., Sat., 20	vs. #1 Kentucky (2)	L	44-83	Hamilton - 14
Dec., Sun., 28	at Alabama	L	50-56	Alford - 16
Jan., Fri., 2	at Colorado *	L	56-62	Powell - 22
Jan., Sun., 4	at #10 Utah *	L	39-71	Parker - 12
Jan., Thurs., 8	Stanford *	W/2 OT	86-81	Looney - 27
Jan., Sun., 11	California *	W	73-54	Looney - 15
Jan., Wed., 14	at USC *	W	83-66	Powell - 22
Jan., Thurs., 22	at Oregon State *	L	55-66	Alford - 18
Jan., Sat., 24	at Oregon *	L	64-82	Powell - 23
Jan., Thurs., 29	#11 Utah *	W	69-59	Powell - 23
Jan., Sat., 31	Colorado *	W	72-59	Powell - 22
Feb., Thurs., 5	at Stanford *	W	69-67	Powell - 20
Feb., Sat., 7	at California *	L	62-64	Parker - 20
Feb., Wed., 11	Oregon State *	W	75-59	Alford - 22
Feb., Sat., 14	Oregon *	W	72-63	Powell - 23
Feb., Wed., 18	at Arizona State *	L	66-68	Powell - 16
Feb., Sat., 21	at #7 Arizona *	L	47-57	Alford - 22
Feb., Wed., 25	Washington *	W	88-66	Powell - 24
Mar., Sun., 1	Washington State *	W	72-67	Powell - 28
Mar., Wed., 4	USC *	W	85-74	Alford - 23
Mar., Thurs., 12	vs. USC (3)	W	96-70	Hamilton - 36
Mar., Fri., 13	vs. #5 Arizona (3)	L	64-70	Powell - 21
Mar., Thurs., 19	vs. #18 SMU (4)	W	60-59	Alford - 27
Mar., Sat., 21	vs. UAB	W	92-75	Parker - 28
Mar., Fri., 27	vs. #7 Gonzaga (5)	L	62-74	Parker/Powell - 16

(1) Battle 4 Atlantis, Paradise Island, Nassau, Bahamas

(2) CBS Sports Classic, Chicago, Ill. (United Center)

(3) Las Vegas, Nev. (MGM Grand Garden Arena)

(4) NCAA Tournament, Louisville, Ky. (KFC Yum! Center)

(5) NCAA Tournament, Houston, Texas (NRG Stadium).

*Pac-12 Conference Game.

Rankings listed are AP.

2014-15 UCLA STATISTICS (Overall: 22-14, Pac-12: 11-7)

Player	GP-GS	Min/Avg	TOTAL		3-PTS		REBOUNDS		PF-FO	A	TO	Blk	Stl	Pts	Avg			
			FG-A	Pct	3FG-A	Pct	FT-A	Pct								Off/Def	Tot	Avg
Powell, Norman	36-36	1244/34.6	213-467	.456	38-119	.319	127-169	.751	21/148	169	4.7	91-1	75	80	16	66	591	16.4
Alford, Bryce	36-36	1307/36.3	171-432	.396	93-238	.391	119-142	.838	6/108	114	3.2	54-1	176	89	1	34	554	15.4
Looney, Kevon	36-36	1113/30.9	151-321	.470	22-53	.415	92-147	.626	122/209	331	9.2	104-6	51	45	32	46	416	11.6
Parker, Tony	34-33	838/24.6	150-276	.543	0-0	.000	92-160	.575	93/136	229	6.7	118-5	14	59	31	19	392	11.5
Hamilton, Isaac	36-36	1222/33.9	139-340	.409	59-152	.388	44-64	.688	38/84	122	3.4	83-1	116	83	6	32	381	10.6
Welsh, Thomas	36-3	565/15.7	62-132	.470	0-0	.000	14-23	.609	54/83	137	3.8	85-1	8	17	39	14	138	3.8
Bail, Wanaah	11-0	99/9.0	7-18	.389	0-0	.000	3-9	.333	13/16	29	2.6	8-0	1	4	2	1	17	1.5
Allen, Noah	36-0	412/11.4	15-54	.278	4-25	.160	14-27	.519	19/45	64	1.8	37-0	33	20	2	6	48	1.3
Goloman, Gyorgy	35-0	377/10.8	19-42	.452	6-12	.500	2-9	.222	8/45	53	1.5	63-0	20	18	10	15	46	1.3
Brown, David	13-0	24/1.8	2-10	.200	0-3	.000	0-0	.000	1/3	4	0.3	1-0	1	5	0	3	4	0.3
Alford, Kory	12-0	26/2.2	1-4	.250	1-3	.333	0-0	.000	0/2	2	0.2	0-0	1	2	0	0	3	0.3
Wulff, Alec	4-0	5/1.3	0-1	.000	0-1	.000	0-0	.000	0/0	0	0.0	0-0	1	0	0	1	0	0.0
Kazemi, Nick	12-0	18/1.5	0-2	.000	0-0	.000	0-0	.000	1/1	2	0.2	1-0	1	2	0	1	0	0.0
TEAM									64/47	111	3.1	0	6				0	
UCLA	36		930-2099	.443	223-606	.368	507-750	.676	440/927	1367	38.0	645-15	498	430	139	238	2590	71.9
Opponents	36		855-2054	.416	281-790	.356	462-664	.696	371/862	1233	34.2	650-11	499	438	120	228	2453	68.1



Andy Enfield Head Coach

Career record: 64-69 (4 years)
at USC: 23-41 (2 year)
in Pac-12: 5-31 (2 year)



Nikola Jovanovic Junior Forward

- Averaged 12.3 points and 7.0 rebounds per game, the No. 6 mark in the Pac-12.
- Had the No. 12 ranked field goal percentage in the Pac-12, converting on 51.5 percent of his attempts.
- Played all 32 games for the Tojans and logged the most minutes (896) on the team.



TROJAN FACTS

Location:..... Los Angeles, CA 90089
Founded/Enrollment:..... 1880/39,000
Colors: Cardinal & Gold
Home Court: Galen Center (10,258/2006)
Press Row Phones (213) 741-1341/0174
President: C.L. Max Nikias
Faculty Rep: Clare Pastore
Athletic Director: Pat Haden
Assistant Coaches: Tony Bland,
..... Jason Hart, Kevin Norris
Basketball Office Phone: (213) 740-3815
SID: Tim Tesselone
Basketball SID: David Tuttle
E-mail: davidtut@usc.edu
..... Cell: (213) 725-3102
SID Phone: (213) 740-8480
Website: www.usctrojans.com

2015-16 USC SCHEDULE

Fri., Nov. 13	San Diego	5 p.m.
Mon., Nov. 16	Monmouth	7 p.m.
Sat., Nov. 21	New Mexico	TBD
Mon., Nov. 23	Cal State Northridge	6 p.m.
Thu., Nov. 26	vs. Wichita State (1)	11 a.m.
Fri., Nov. 27	vs. Alabama or Xavier (1)	TBD
Sun., Nov. 29	Advocare Invitational (1)	TBD
Thu., Dec. 3	at UC Santa Barbara	
Mon., Dec. 7	Idaho	7 p.m.
Sun., Dec. 13	Yale	1 p.m.
Thu., Dec. 17	Cal Poly	7 p.m.
Mon., Dec. 21	SIU-Edwardsville	8 p.m.
Wed., Dec. 23	Lafayette	7 p.m.
Fri., Jan. 1	at Washington State	6 p.m.
Sun., Jan. 3	at Washington	12 noon
Thu., Jan. 7	Arizona State	7:30 p.m.
Sat., Jan. 9	Arizona	4 p.m.
Wed., Jan. 13	at UCLA	8 p.m.
Thu., Jan. 21	at Oregon	6 p.m.
Sun., Jan. 24	at Oregon State	12 noon
Thu., Jan. 28	Washington State	7:30 p.m.
Sat., Jan. 30	Washington	12 noon
Thu., Feb. 4	UCLA	7:30 p.m.
Fri., Feb. 12	at Arizona State	5 p.m.
Sun., Feb. 14	at Arizona	5 p.m.
Wed., Feb. 17	Colorado	8 p.m.
Sun., Feb. 21	Utah	3 p.m.
Thu., Feb. 25	at Stanford	8 p.m.
Sun., Feb. 28	at California	5 p.m.
Wed., Mar. 2	Oregon State	8 p.m.
Sat., Mar. 5	Oregon	1 p.m.
March 9-12	Pac-12 Men's Basketball Tournament (2)	

All times listed are PT
(1) Advocare Invitational, Orlando, Fla. (HP Fieldhouse)
(2) Las Vegas, Nev. (MGM Grand Garden Arena)

USC NUMERICAL ROSTER

No.	Name	Pos.	Ht.	Wt.	Yr.	Exp	Hometown/Last School
0	Darion Clark	F	6-7	220	RJr.*	2L	Conyers, Ga./Charlotte
2	Malik Martin	F	6-11	220	So.	1L	Miami, Fla./Faith Baptist HS
3	Shaquan Aaron	G	6-7	175	So.	TR	Seattle, Wash./Louisville
4	Chimezie Metu	F	6-11	215	Fr.	HS	Lawndale, Calif./Lawndale HS
5	Katin Reinhardt	G	6-6	220	RJr.*	1L	Dana Point, Calif./UNLV
11	Jordan McLaughlin	G	6-1	170	So.	1L	Etiwanda, Calif./Etiwanda HS
12	Julian Jacobs	G	6-4	180	Jr.	2L	Las Vegas, Nev./Desert Pines HS
13	Samer Dhillon	F	6-7	220	Jr.	2L	Sacramento, Calif./Inderkum HS
14	Strahinja Gavrilovic	F	6-9	230	Sr.	3L	Kragujevac, Serbia/Rock Academy
24	Malik Marquetti	G	6-6	195	So.	1L	Compton, Calif./Millikan HS
25	Bennie Boatwright	F	6-10	220	Fr.	HS	Mission Hills, Calif./Village Christian HS
30	Elijah Stewart	G	6-5	180	So.	1L	DeRidder, La./Westchester HS
32	Nikola Jovanovic	F	6-11	230	Jr.	2L	Belgrade, Serbia/Arlington Country Day School

*- Has used redshirt year. Returning starter in **bold**.

STRENGTHS - USC returns all five starters from last season's team, paced by junior F **Nikola Jovanovic** (12.3 ppg/7.0 rpg) ... Talented backcourt in Pac-12 All-Freshman honoree **Jordan McLaughlin** (12.1 ppg/3.0 rpg) and junior **Julian Jacobs** (8.4 ppg/4.3 rpg). Each distributed at least 100 assists last season with McLaughlin pacing the squad with 4.5 assists per game ... The Trojans will look to build confidence early with nine home games, three neutral site games and just one true road game during non-conference play ... Junior G **Katin Reinhardt** (12.5 ppg/2.4 rpg) led the squad in three-point shooting, hitting 61 from beyond the arc at 38.6 percent ... A four-game summer tour of Italy should help the young squad bond in preparation for the 2015-16 season. Making the most of the tour were freshmen forwards **Bennie Boatwright** and **Chimezie Metu**. The athletic big men give the Trojans the No. 22 ranked recruiting class per Scout.com.

CONCERNS - As one of the youngest teams in the country last season (youngest among the power conferences), USC's roster this season will be young again as it includes just one senior in F **Strahinja Gavrilovic** (4.9 ppg/2.7 rpg) ... Need to be efficient from three-point range. Aside from Reinhardt, the rest of the squad combined to shoot 30.4 percent from beyond the arc ... Take care of the ball. No Pac-12 team had more turnovers (14.0 per game) than the Trojans ... One of three Pac-12 teams to allow more than 70 points per game, USC will need to prove itself on the defensive end of the court.

2014-15 USC RESULTS (12-20, 3-15)

Nov., Sat., 15	Portland State	L	68-76	McLaughlin - 19
Nov., Mon., 17	Tennessee Tech	W	70-58	Reinhardt - 19
Nov., Thurs., 20	vs. Akron (1)	L	46-66	Jovanovic - 11
Nov., Fri., 21	vs. Drexel (1)	W	72-70	Clark - 15
Nov., Sun., 23	vs. Penn State (1)	L	61-63	Reinhardt - 14
Nov., Tues., 25	Cal State Fullerton	W	53-49	Jovanovic - 13
Nov., Sun., 30	at New Mexico	W	66-54	Clark - 12
Dec., Wed., 3	Loyola Marymount	W	77-61	McLaughlin - 18
Dec., Sun., 7	Utah State	W	89-84	Jovanovic - 23
Dec., Sat., 13	Army	L/OT	77-85	McLaughlin - 24
Dec., Sun., 21	at Boston College	W	75-71	Stewart - 22
Dec., Tues., 30	Vermont	W	64-56	Gavrilovic - 15
Jan., Fri., 2	at #10 Utah *	L	56-79	Martin/Jovanovic - 14
Jan., Sun., 4	at Colorado *	L	65-86	Jovanovic - 14
Jan., Wed., 7	California *	W	71-57	Jovanovic - 20
Jan., Sun., 11	Stanford *	L	76-78	Jacobs - 16
Jan., Wed., 14	UCLA *	L	66-83	Jovanovic - 20
Jan., Thurs., 22	at Oregon *	L	67-75	Jacobs/Reinhardt - 16
Jan., Sat., 24	at Oregon State *	L	55-59	Reinhardt - 17
Jan., Thurs., 29	Colorado *	L/3 OT	94-98	Reinhardt - 35
Feb., Sun., 1	#11 Utah *	L	39-67	Martin - 11
Feb., Thurs., 5	at California *	L	69-70	McLaughlin - 20
Feb., Sun., 8	at Stanford *	L	62-70	Reinhardt - 19
Feb., Wed., 11	Oregon *	L	75-80	Jacobs - 18
Feb., Sat., 14	Oregon State *	W	68-55	Stewart - 19
Feb., Thurs., 19	at #7 Arizona *	L	57-87	Martin - 15
Feb., Sun., 22	at Arizona State *	L	59-64	Dukes - 18
Feb., Wed., 25	Washington State *	L	66-70	Three tied - 16
Feb., Sat., 28	Washington *	W	70-55	Jovanovic - 16
Mar., Wed., 4	at UCLA *	L	74-85	Reinhardt - 22
Mar., Wed., 11	vs. Arizona State (2)	W	67-64	Stewart - 27
Mar., Thurs., 12	vs. UCLA (2)	L	70-96	Reinhardt - 20

(1) Gildan Charleston Classic, Charleston, S.C. (TD Arena)

(2) Las Vegas, Nev. (MGM Grand Garden Arena)

*Pac-12 Conference Game.

Rankings listed are AP.

2014-15 USC STATISTICS (Overall: 12-20, Pac-12: 3-15)

Player	GP-GS	Min/Avg	TOTAL		3-PTS		REBOUNDS		PF-FO	A	TO	Blk	Stl	Pts	Avg			
			FG-A	Pct	3FG-A	Pct	FT-A	Pct								Off/Def	Tot	Avg
Reinhardt, Katin	31-22	887/28.6	137-361	.380	61-158	.386	53-65	.815	16/59	75	2.4	37-1	54	61	5	30	388	12.5
Jovanovic, Nikola	32-31	896/28.0	154-299	.515	2-13	.154	84-130	.646	74/150	224	7.0	88-1	15	71	24	13	394	12.3
McLaughlin, Jordan	22-21	696/31.6	89-253	.352	28-103	.272	60-92	.652	11/55	66	3.0	26-0	100	50	5	33	266	12.1
Jacobs, Julian	32-22	866/27.1	106-211	.502	9-32	.281	49-73	.671	34/103	137	4.3	72-2	113	84	13	36	270	8.4
Stewart, Elijah	32-18	705/22.0	74-198	.374	37-107	.346	21-31	.677	17/60	77	2.4	82-2	22	36	37	31	206	6.4
Clark, Darion	32-16	705/22.0	65-150	.433	0-1	.000	51-94	.543	58/124	182	5.7	55-0	26	48	18	14	181	5.7
Martin, Malik	29-15	519/17.9	65-124	.524	6-22	.273	16-44	.364	39/66	105	3.6	64-1	13	44	22	12	152	5.2
Gavrilovic, Strahinj	26-0	356/13.7	40-94	.426	2-8	.250	46-65	.708	34/35	69	2.7	42-0	6	20	2	10	128	4.9
Marquetti, Malik	32-15	600/18.8	38-110	.345	15-50	.300	14-25	.560	30/56	86	2.7	61-3	29	21	6	22	105	3.3
Dukes, Kahlil	20-0	144/7.2	16-40	.400	8-19	.421	1-2	.500	1/4	5	0.3	11-0	4	3	0	1	41	2.1
Pflueger, Devon	7-0	16/2.3	2-6	.333	2-2	1.000	0-0	.000	3/4	7	1.0	5-0	0	0	0	0	6	0.9
Bryan, Chass	18-0	104/5.8	1-16	.063	0-2	.000	4-8	.500	4/8	12	0.7	21-0	15	6	1	6	6	0.3
Dhillon, Samer	4-0	6/1.5	0-1	.000	0-0	.000	0-0	.000	0/0	0	0.0	0-0	0	1	0	0	0	0.0
TEAM									45/59	104	3.3	1	2				0	
USC	32		787-1863	.422	170-517	.329	399-629	.634	366/783	1149	35.9	565-10	397	447	133	208	2143	67.0
Opponents	32		811-1923	.422	224-679	.330	425-600	.708	408/797	1205	37.7	574-	430	427	119	220	2271	71.0



Larry Krystkowiak Head Coach

Career record: 110-84 (6 years)
at Utah: 68-54 (4 years)
in Pac-12: 30-42 (4 years)



Brandon Taylor Senior Guard

- Averaged 10.6 points per game and is the top returning scorer for the Utes.
- Was third in the Pac-12 in three-point field goal percentage at 43.9.
- Had an assist/turnover ratio of 2.02, good for fourth in the conference.



UTE FACTS

Location:..... Salt Lake City, UT 84112
 Founded/Enrollment:..... 1850/32,077
 Colors: Red & White
 Home Court: Jon M. Huntsman Center (15,000/1969)
 Press Row Phones (801) 541-6657
 President: David W. Pershing
 Faculty Rep: William Myres
 Athletic Director: Dr. Chris Hill
 Associate Head Coach: Tommy Connor
 Assistant Coaches: DeMarlo Slocum, Andy Hill
 Basketball Office Phone: (801) 581-5451
 SID: Liz Abel
 Basketball SID: Dameon Myres
 E-mail: dmyres@huntsman.utah.edu
 Cell: (801) 201-4834
 SID Phone: (801) 587-7298
 Website: www.UtahUtes.com

2015-16 UTAH SCHEDULE

Thu., Nov. 5	Cal State Monterey Bay (Exhib.)	5 p.m.
Fri., Nov. 13	Southern Utah	7:30 p.m.
Mon., Nov. 16	San Diego State	6:30 p.m.
Thu., Nov. 19	vs. Texas Tech (1)	4 p.m.
Fri., Nov. 20	vs. Miami or Mississippi State (1)	TBD
Sun., Nov. 22	Puerto Rico Tip-Off (1)	TBD
Fri., Nov. 27	Idaho State	6 p.m.
Wed., Dec. 2	BYU	7 p.m.
Sat., Dec. 5	IUPUI-Fort Wayne	11 a.m.
Sat., Dec. 12	at Wichita State	12:30 p.m.
Wed., Dec. 16	Savannah State	5 p.m.
Sat., Dec. 19	vs. Duke (2)	9 a.m.
Tue., Dec. 22	Delaware State	6 p.m.
Mon., Dec. 28	College of Idaho	6 p.m.
Fri., Jan. 1	at Stanford	6 p.m.
Sun., Jan. 3	at California	4:30 p.m.
Fri., Jan. 8	at Colorado	6 p.m.
Thu., Jan. 14	Oregon	7 p.m.
Sun., Jan. 17	Oregon State	5:30 p.m.
Thu., Jan. 21	at Washington State	8 p.m.
Sun., Jan. 24	at Washington	5:30 p.m.
Wed., Jan. 27	California	8 p.m.
Sat., Jan. 30	Stanford	2 p.m.
Thu., Feb. 4	at Oregon State	8 p.m.
Sun., Feb. 7	at Oregon	1 p.m.
Wed., Feb. 10	Washington	6 p.m.
Sun., Feb. 14	Washington State	2 p.m.
Thu., Feb. 18	at UCLA	7 p.m.
Sun., Feb. 21	at USC	3 p.m.
Thu., Feb. 25	Arizona State	6 p.m.
Sat., Feb. 27	Arizona	TBD
Sat., Mar. 5	Colorado	6:30 p.m.
March 9-12	Pac-12 Men's Basketball Tournament (3)	

All times listed are PT
 (1) Puerto Rico Tip-Off, San Juan (Coliseo Roberto Clemente)
 (2) New York, N.Y. (Madison Square Garden)
 (3) Las Vegas, Nev. (MGM Grand Garden Arena)

UTAH NUMERICAL ROSTER

No.	Name	Pos.	Ht.	Wt.	Yr.	Exp	Hometown/Last School
0	Brekkott Chapman	F	6-8	200	So.	1L	Roy, Utah/Roy HS
1	Isaiah Wright	G	6-2	177	So.	1L	Boise, Idaho/Borah HS
2	Brandon Miller	G	6-2	180	Fr.	HS	Sandy, Utah/Brighton HS
10	Jake Connor	G	6-3	177	RFr.	HS	Salt Lake City, Utah/Highland HS
11	Brandon Taylor	G	5-10	167	Sr.	3L	Los Angeles, Calif./Pacific Hills HS
14	Dakari Tucker	G/F	6-5	195	Sr.	3L	Los Angeles, Calif./Serra HS
15	Lorenzo Bonam	G	6-4	215	Jr.	TR	Inkster, Mich./Gillette College
15	Austin Eastman	G	6-3	180	Sr.	1L	Billings, Mont./Billings Senior HS
20	Chris Reyes	F	6-7	230	Jr.	1L	La Verne, Calif./Citrus College
21	Jordan Loveridge	F	6-6	222	Sr.	3L	West Jordan, Utah/West Jordan HS
25	Kenneth Ogbe	G	6-6	190	Jr.	2L	Munich, Germany/Urspring HS
30	Gabe Bealer	G/F	6-6	180	Jr.	TR	Antelope, Calif./City College of San Francisco
35	Kyle Kuzma	F	6-9	210	RSO.	1L	Flint, Mich./Bentley HS
40	Makol Mawien	F/C	6-9	215	Fr.	HS	West Valley City, Utah/Granger HS
41	Austin Montgomery	F	6-9	200	Fr.	HS	Gainesville, Ga./Lakeview Academy
42	Jakob Poeltl	F	7-0	235	So.	1L	Vienna, Austria/Arkadia Traiskirchen

* - Has used redshirt year. Returning starter in **bold**.

STRENGTHS - The Utes have posted back-to-back 20-win seasons for the first time in 10 years and with four returning starters, another 20-win season is looming on the horizon ... Utah had the stingiest defense in the Pac-12, allowing only 57.1 points per game while limiting the opposition to 38.4 percent shooting ... Senior G **Brandon Taylor** (10.6 ppg/2.6 rpg/3.3 apg) and senior F **Jordan Loveridge** (10.0 ppg/3.9 rpg) will look to pace the Utah offense. The two combined for 136 three-pointers while shooting an extremely efficient 43.7 percent from beyond the arc ... Senior G/F **Dakarai Tucker** (7.2 ppg/40 3FG) and sophomore F **Brekkt Chapman** (5.7 ppg/2.3 rpg) add depth and experience to Utes perimeter game ... Sophomore F **Jakob Poeltl** (9.1 ppg/6.8 rpg), a Pac-12 All-Freshman selection, is one of the Pac-12's top big men and anchors the Utah front court. Poeltl and junior F **Chris Reyes** (4.3 ppg/3.7 rpg) were key to the Ute's posting one of the Pac-12's top rebounding teams (+4.7 rebound margin).

CONCERNS - Replacing the all-around production from Delon Wright, All-American and Bob Cousy Award winner. He led the team in scoring (14.5 ppg), assists (5.1 apg) and steals (2.1 spg), and was second in rebounds (4.9 rpg) ... The Utes will need replace Wright as the go-to guy in crunch time. He got to the free throw line for 183 attempts (fourth most among all Pac-12 players). Only Poeltl got to the line more than 65 times for the Utes, and he'll need to improve on his percentage (55-of-124/.444) ... The non-conference schedule is loaded with games against San Diego State, at Wichita State, and against the defending NCAA Champions, Duke Blue Devils.

2014-15 UTAH RESULTS (26-9, 13-5)

Nov., Fri., 14	Ball State	W	90-72	Taylor - 19
Nov., Tues., 18	at #16 San Diego State	L	49-53	Taylor - 9
Nov., Fri., 21	UC Riverside	W	88-42	Kuzma - 19
Nov., Wed., 26	Texas-Pan American (1)	W	85-48	Kuzma - 14
Nov., Fri., 28	North Dakota (1)	W	90-53	Poeltl - 24
Nov., Sat., 29	Alabama State (1)	W	93-62	Wright - 24
Dec., Wed., 3	#8 Wichita State	W/OT	69-68	Taylor - 17
Dec., Wed., 10	at BYU	W	65-61	Wright - 18
Dec., Sat., 13	vs. #10 Kansas (2)	L	60-63	Wright - 23
Dec., Sat., 20	at UNLV (3)	W	59-46	Wright - 17
Dec., Tues., 23	South Dakota State	W	80-66	Chapman - 22
Dec., Tues., 30	Carroll (Montana)	W	85-49	Loveridge - 14
Jan., Fri., 2	USC *	W	79-55	Loveridge - 14
Jan., Sun., 4	UCLA *	W	71-39	Wright - 11
Jan., Wed., 7	Colorado *	W	74-49	Taylor - 14
Jan., Thurs., 15	at Arizona State *	W	76-59	Wright - 21
Jan., Sat., 17	at #10 Arizona *	L	51-69	Taylor - 12
Jan., Wed., 21	Washington State *	W	86-64	Taylor - 18
Jan., Sun., 25	Washington *	W	77-56	Tucker - 19
Jan., Thurs., 29	at UCLA *	L	59-69	Wright - 15
Feb., Sun., 1	at USC *	W	67-39	Poeltl - 14
Feb., Sat., 7	at Colorado *	W	79-51	Taylor - 18
Feb., Thurs., 12	Stanford *	W	75-59	Wright - 15
Feb., Sun., 15	California *	W	76-61	Poeltl - 18
Feb., Thurs., 19	at Oregon State *	W	47-37	Tucker - 11
Feb., Sun., 22	at Oregon *	L	58-69	Wright - 20
Feb., Thurs., 26	Arizona State *	W	83-41	Wright - 12
Feb., Sat., 28	#7 Arizona *	L	57-63	Wright - 17
Mar., Thurs., 5	at Washington State *	W	67-59	Wright - 18
Mar., Sat., 7	at Washington *	L	68-77	Wright - 21
Mar., Thurs., 12	vs. Stanford (4)	W	80-56	Wright - 20
Mar., Fri., 13	vs. Oregon (4)	L	64-67	Taylor - 24
Mar., Thurs., 19	vs. Stephen F. Austin (5)	W	57-50	Poeltl - 18
Mar., Sat., 21	vs. #22 Georgetown (5)	W	75-64	Taylor - 14
Mar., Fri., 27	vs. #4 Duke (6)	L	57-63	Taylor - 15

- (1) Utah Thanksgiving Tournament, Salt Lake City, Utah (Huntsman Center)
 - (2) Kansas City, Mo. (Sprint Center)
 - (3) MGM Grand Showcase, Las Vegas, Nev. (MGM Grand Garden Arena)
 - (4) Las Vegas, Nev. (MGM Grand Garden Arena)
 - (5) NCAA Tournament, Portland, Ore. (Moda Center)
 - (6) NCAA Tournament, Houston, Texas (NRG Stadium)
- *Pac-12 Conference Game.
Rankings listed are AP.

2014-15 UTAH STATISTICS (Overall: 26-9, Pac-12: 13-5)

Player	GP-GS	Min/Avg	TOTAL		3-PTS		REBOUNDS		PF-FO	A	TO	Blk	Stl	Pts	Avg			
			FG-A	Pct	3FG-A	Pct	FT-A	Pct								Off/Def	Tot	Avg
Wright, Delon	35-35	1165/33.3	165-324	.509	26-73	.356	153-183	.836	34/139	173	4.9	49-0	178	68	34	73	509	14.5
Taylor, Brandon	35-35	1056/30.2	121-272	.445	82-187	.439	48-56	.857	7/83	90	2.6	54-2	117	58	0	45	372	10.6
Loveridge, Jordan	28-27	735/26.3	89-214	.416	54-124	.435	48-55	.873	12/97	109	3.9	48-1	28	38	6	17	280	10.0
Poeltl, Jakob	34-34	792/23.3	128-188	.681	0-1	.000	55-124	.444	92/138	230	6.8	82-1	23	55	63	12	311	9.1
Tucker, Dakarai	31-3	627/20.2	73-167	.437	40-111	.360	36-44	.818	14/59	73	2.4	36-0	18	25	9	12	222	7.2
Chapman, Brekkott	35-2	526/15.0	70-146	.479	19-43	.442	42-55	.764	31/48	79	2.3	80-5	13	34	15	17	201	5.7
Ogbe, Kenneth	22-5	288/13.1	30-70	.429	15-40	.375	24-35	.686	4/27	31	1.4	24-0	12	18	1	5	99	4.5
Reyes, Chris	35-33	549/15.7	58-125	.464	2-3	.667	32-59	.542	41/87	128	3.7	48-0	16	25	22	9	150	4.3
Bachynski, Dallin	34-1	426/12.5	47-88	.534	1-2	.500	45-65	.692	26/58	84	2.5	64-0	7	15	11	10	140	4.1
Kuzma, Kyle	31-0	252/8.1	36-79	.456	11-34	.324	20-36	.556	10/45	55	1.8	32-0	19	18	5	1	103	3.3
Wright, Isaiah	33-0	416/12.6	17-46	.370	13-33	.394	17-22	.773	3/23	26	0.8	39-0	57	27	3	3	64	1.9
Olsen, Jeremy	24-0	153/6.4	14-35	.400	0-0	.000	10-20	.500	7/26	33	1.4	21-0	1	12	5	2	38	1.6
Eastman, Austin	19-0	40/2.1	1-6	.167	1-3	.333	4-6	.667	2/4	6	0.3	4-0	0	3	1	2	7	0.4
TEAM									39/48	87	2.5	0		11			0	
UTAH	35		849-1760	.482	264-654	.404	534-760	.703	322/882	1204	34.4	581-9	489	407	175	208	2496	71.3
Opponents	35		704-1832	.384	169-537	.315	422-617	.684	342/698	1040	29.7	686-	307	408	109	195	1999	57.1



Lorenzo Romar Head Coach

Career record: 363-247 (19 years)
at Washington: 270-159 (13 years)
in Pac-12: 132-102 (13 years)



Andrew Andrews Senior Guard

- The team's top returning scorer at 15.0 points per game.
- His free throw percentage of 81.5 was good for eighth in the Pac-12 in 2014-15.
- Made 2.10 three pointers per game on 37.6 percent shooting.



HUSKY FACTS

Location:.....Seattle, WA 98195
Founded/Enrollment:.....1861/45,213
Colors: Purple & Gold
Home Court: Alaska Airlines Arena (10,000/1927)
Press Row Phone:.....(206) 543-2230
Interim President: Ana Mari Cauce
Faculty Rep: Frank Hodge
Athletic Director: Scott Woodward
Assistant Coaches: Brad Jackson, Raphael Chillious
..... Will Conroy
Basketball Office Phone: (206) 543-8070
SID: Jeff Bechthold
Basketball SID: Ashley Walker
E-mail: awalker1@uw.edu
..... Cell: (206) 240-3899
Website:..... www.gohuskies.com

2015-16 WASHINGTON SCHEDULE

Fri., Nov. 13	vs. Texas (1)	7 p.m.
Thu., Nov. 19	Mount St. Mary's	7:30 p.m.
Sat., Nov. 21	Pennsylvania	TBD
Wed., Nov. 25	vs. Gonzaga (2)	9 a.m.
Thu., Nov. 26	vs. Texas or Texas A&M (2)	TBD
Fri., Nov. 27	Battle 4 Atlantis (2)	TBD
Sun., Dec. 6	Cal State Fullerton	6 p.m.
Tue., Dec. 8	TCU	8 p.m.
Sat., Dec. 12	Montana	3 p.m.
Sat., Dec. 19	Oakland	1:30 p.m.
Tue., Dec. 22	Seattle	8 p.m.
Mon., Dec. 28	UC Santa Barbara	8 p.m.
Fri., Jan. 1	UCLA	8 p.m.
Sun., Jan. 3	USC	12 noon
Sat., Jan. 9	at Washington State	12 noon
Thu., Jan. 14	at Arizona	6 p.m.
Sat., Jan. 16	at Arizona State	4 p.m.
Wed., Jan. 20	Colorado	7 p.m.
Sun., Jan. 24	Utah	5:30 p.m.
Thu., Jan. 28	at UCLA	7 p.m.
Sat., Jan. 30	at USC	12 noon
Wed., Feb. 3	Arizona State	8 p.m.
Sat., Feb. 6	Arizona	1:30 p.m.
Wed., Feb. 10	at Utah	6 p.m.
Sat., Feb. 13	at Colorado	11 a.m.
Thu., Feb. 18	California	8 p.m.
Sat., Feb. 20	Stanford	5 p.m.
Wed., Feb. 24	at Oregon State	8 p.m.
Sun., Feb. 28	at Oregon	5:30 p.m.
Wed., Mar. 2	Washington State	8 p.m.
March 9-12	Pac-12 Men's Basketball Tournament (3)	

All times listed are PT
(1) Pac-12 China Game, Shanghai, China (Mercedes Benz Arena)
(2) Battle 4 Atlantis, Paradise Islands, Bahamas (Imperial Arena)
(3) Las Vegas, Nev. (MGM Grand Garden Arena)

WASHINGTON NUMERICAL ROSTER

No.	Name	Pos.	Ht.	Wt.	Yr.	Exp.	Hometown/Last School
0	Marquese Chriss	F	6-9	225	Fr.	HS	Sacramento, Calif./Pleasant Grove HS
1	David Crisp	G	6-0	185	Fr.	HS	Tacoma, Wash./Brewster Academy
4	Matisse Thybulle	F	6-5	190	Fr.	HS	Issaquah, Wash./Eastside Catholic HS
5	Dejounte Murray	G	6-4	170	Fr.	HS	Seattle, Wash./Rainier Beach HS
10	Malik Dime	F	6-9	220	Jr.	TR	Dakar, Senegal/Indian Hills CC
11	Joe Knight	F	6-9	225	Jr.	HS	Seattle, Wash./Roosevelt HS
12	Andrew Andrews	G	6-2	195	Sr.	3L	Portland, Ore./Benson Tech HS
14	KJ Garrett	G	6-3	190	So.	1L	Manhattan Beach, Calif./Rolling Hills Prep
15	Noah Dickerson	F	6-8	225	Fr.	HS	Atlanta, Ga./Montverde Academy
20	Dan Kingma	G	5-10	155	So.	1L	Mill Creek, Wash./Jackson HS
22	Dominic Green	F	6-6	185	Fr.	HS	Seattle, Wash./Hazen HS
24	Devenir Duruisseau	F	6-8	240	Fr.	HS	Palmdale, Calif./Fishburne Military Academy
33	Greg Bowman	F	6-5	200	So.	1L	Mountlake Terrace, Wash./Mountlake Terrace HS
41	Matthew Atewe	F	6-8	245	So.	TR	Toronto, Ontario/Auburn
42	Donaven Dorsey	F	6-7	215	So.	1L	Lacey, Wash./Timberline HS

* - Has used redshirt year. Returning starter in **bold**.

STRENGTHS - Senior G **Andrew Andrews** (15.0 ppg/4.3 rpg) returns as the unquestioned leader for the Huskies in 2015-16. He paced the squad at both ends of the court as he hit a team-leading 65 three-pointers and swiped a squad-best 44 steals ... Washington had the fifth-best defense in the conference in terms of three-point field goal percentage ... Their opponents converted on 33.1 percent of their three-point tries ... Washington blocked 4.94 shots per game on the year, the second-best total in the conference ... The Huskies have the No. 6 ranked recruiting class for the 2015-16 season per Scout.com ... Head coach **Lorenzo Romar** and his staff added seven freshmen to the team, six of the which are four-star prospects. Look for the pair of freshmen forwards **Marquese Chriss** and **Matisse Thybulle** contend for starting spots on day one.

CONCERNS - The downside to having nine newcomers means the lack of team experience. Washington only has one upperclassman returning that has played Division I basketball (Andrews). Excluding Andrews, only one player returns that averaged more than seven minutes of action per game – sophomore G **Donaven Dorsey** (3.8 ppg/1.7 rpg) ... Will need to avoid the let-down experienced after the holidays last season. After opening the year 11-0, the Huskies dropped 13 of 18 ... Demanding November schedule will certainly test the young Huskies. Washington will open the season against Texas in Shanghai, China and less than two weeks later will participate in the Battle 4 Atlantis in the Bahamas against a field that includes Gonzaga, Texas A&M, Syracuse, UConn, Michigan, Texas and Charlotte.

2014-15 WASHINGTON RESULTS (16-15, 5-13)

Nov., Fri., 14	South Carolina State	W	77-59	Kemp, Jr. - 17
Nov., Fri., 21	at Seattle	W	63-48	Kemp, Jr./Winters - 12
Nov., Sun., 23	vs. Pacific (1)	W	76-69	Kemp, Jr. - 18
Nov., Thurs., 27	vs. San Jose State (2)	W	78-56	Dorsey - 17
Nov., Fri., 28	vs. Long Beach State (2)	W	80-70	Williams-Goss - 21
Nov., Sun., 30	vs. UTEP (2)	W	68-65	Andrews - 20
Dec., Sun., 7	#13 San Diego State	W	49-36	Williams-Goss - 15
Dec., Sun., 14	Eastern Washington	W	81-77	Upshaw - 21
Dec., Wed., 17	Grambling State	W	86-38	Kemp, Jr. - 21
Dec., Sat., 20	vs. #15 Oklahoma (3)	W	69-67	Jarreau - 12
Dec., Mon., 22	Tulane	W	66-57	Kemp, Jr. - 16
Dec., Sun., 28	Stony Brook	L	57-62	Williams-Goss/Upshaw - 10
Jan., Fri., 2	at California *	L	75-81	Williams-Goss - 19
Jan., Sun., 4	at Stanford *	L	60-68	Kemp, Jr. - 19
Jan., Sat., 10	Washington State *	L	77-80	Williams-Goss - 30
Jan., Thurs., 15	Oregon State *	W	56-43	Upshaw/Andrews - 12
Jan., Sun., 18	Oregon *	W	85-77	Andrews - 21
Jan., Thurs., 22	at Colorado *	W	52-50	Williams-Goss - 16
Jan., Sun., 25	at #12 Utah *	L	56-77	Andrews - 22
Jan., Wed., 28	Stanford *	L	74-84	Williams-Goss - 17
Feb., Sun., 1	California *	L	88-90	Williams-Goss - 31
Feb., Wed., 4	at Oregon *	L	74-78	Williams-Goss - 19
Feb., Sun., 8	at Oregon State *	L	50-64	Andrews - 14
Feb., Fri., 13	#7 Arizona *	L	62-88	Andrews - 18
Feb., Sun., 15	Arizona State *	L	68-78	Williams-Goss - 20
Feb., Sun., 22	at Washington State *	W	87-84	Andrews - 35
Feb., Wed., 25	at UCLA *	L	66-88	Andrews - 18
Feb., Sat., 28	at USC *	L	55-70	Andrews - 19
Mar., Thurs., 5	Colorado *	L	47-60	Andrews - 20
Mar., Sat., 7	#13 Utah *	W	77-68	Williams-Goss - 28
Mar., Wed., 11	vs. Stanford (4)	L	69-71	Andrews - 22

(1) Marv Harshman Classic, Seattle, Wash. (KeyArena)

(2) Wooden Legacy, Anaheim, Calif. (Titan Gym/Honda Center)

(3) MGM Grand Showcase, Las Vegas, Nev. (MGM Grand Garden Arena)

(4) Las Vegas, Nev. (MGM Grand Garden Arena)

*Pac-12 Conference Game.

Rankings listed are AP.

2014-15 WASHINGTON STATISTICS (Overall: 16-15, Pac-12: 5-13)

Player	GP-GS	Min/Avg	TOTAL		3-PTS		REBOUNDS		PF-FO	A	TO	Blk	Stl	Pts	Avg			
			FG-A	Pct	3FG-A	Pct	FT-A	Pct								Off/Def	Tot	Avg
Williams-Goss, Nigel	30-30	1104/36.8	186-421	.442	22-86	.256	74-97	.763	20/121	141	4.7	56-1	177	85	5	33	468	15.6
Andrews, Andrew	31-30	1047/33.8	140-347	.403	65-173	.376	119-146	.815	32/100	132	4.3	81-2	67	60	1	44	464	15.0
Upshaw, Robert	19-4	474/24.9	86-145	.593	0-1	.000	36-83	.434	48/107	155	8.2	39-1	9	24	85	7	208	10.9
Kemp, Jr., Shawn	27-26	709/26.3	110-181	.608	0-0	.000	43-72	.597	50/45	95	3.5	64-0	6	30	19	7	263	9.7
Anderson, Mike	31-31	993/32.0	84-186	.452	38-91	.418	53-77	.688	58/133	191	6.2	75-1	78	65	16	27	259	8.4
Jarreau, Jernard	21-21	510/24.3	43-102	.422	6-11	.545	16-27	.593	20/79	99	4.7	62-0	23	28	15	11	108	5.1
Johnson, Darin	26-1	447/17.2	32-107	.299	8-43	.186	43-55	.782	10/32	42	1.6	32-0	19	17	4	8	115	4.4
Dorsey, Donaven	28-8	412/14.7	34-100	.340	30-89	.337	9-15	.600	8/39	47	1.7	61-1	7	12	3	3	107	3.8
Winters, Quevyn	27-1	298/11.0	33-111	.297	17-69	.246	8-10	.800	10/26	36	1.3	27-0	19	23	1	8	91	3.4
Kingma, Dan	10-0	65/6.5	8-18	.444	7-14	.500	4-7	.571	2/4	6	0.6	6-0	1	1	0	1	27	2.7
Dierickx, Gilles	14-3	139/9.9	7-24	.292	0-0	.000	0-1	.000	11/10	21	1.5	25-2	4	8	3	3	14	1.0
Taylor, Jahmel	2-0	7/3.5	1-2	.500	0-1	.000	0-0	.000	0/2	2	1.0	3-0	1	1	0	0	2	1.0
Bowman, Greg	6-0	11/1.8	1-2	.500	0-1	.000	0-0	.000	1/1	2	0.3	1-0	1	0	0	0	2	0.3
Garrett, KJ	5-0	10/2.0	0-1	.000	0-0	.000	0-3	.000	1/0	1	0.2	2-0	0	2	1	0	0	0.0
TEAM									58/54	112	3.6	1	4				0	
WASHINGTON	31		765-1747	.438	193-579	.333	405-593	.683	329/753	1082	34.9	535-8	412	360	153	152	2128	68.6
Opponents	31		765-1816	.421	177-535	.331	398-575	.692	375/726	1101	35.5	553-	366	347	96	187	2105	67.9



Ernie Kent Head Coach

Career record: 338-272 (20 years)
at Washington State: 13-18 (1 year)
in Pac-12: 116-136 (14 years)



Josh Hawkinson Junior Forward

- 2014-15 Pac-12 Most Improved Player of the Year
- Had the second-best scoring improvement and best rebounding improvement in the nation from his freshman to sophomore years.
- Led the Pac-12 with 20 double-doubles.

COUGAR FACTS

Location:..... Pullman, WA 99164
Founded/Enrollment:.....1890/19,446
Colors:Crimson & Gray
Home Court:Friel Court (11,671/1973)
Press Row Phone:..... (509) 335-2684
Interim President: Daniel J. Bernardo
Faculty Rep: Ken Casavant
Athletic Director: Bill Moos
Assistant Coaches:Greg Graham, Silvey Dominguez,
..... Curtis Allen
Basketball Office Phone: (509) 335-0240
SID: Bill Stevens
Basketball SID: Jessica Holmes
E-mail: jessica_schmick@wsu.edu
..... cell: (509) 781-0550
SID Phone: (509) 335-0255
Website:..... www.wsucougars.com



2015-16 WASHINGTON STATE SCHEDULE

Fri., Nov. 13	Northern Arizona	5:30 p.m.
Fri., Nov. 20	Idaho State	8 p.m.
Tues., Nov. 24	Cal State Los Angeles	8 p.m.
Sat., Nov. 28	Texas Southern	TBD
Wed., Dec. 2	Gonzaga	8 p.m.
Sun., Dec. 6	Portland State	1 p.m.
Thu., Dec. 10	at Idaho	
Sun., Dec. 13	UTEP	3 p.m.
Fri., Dec. 18	Texas State	6 p.m.
Tue., Dec. 22	vs. Oklahoma (1)	8 p.m.
Wed., Dec. 23	vs. Northern Iowa or Hawai'i (1)	TBD
Thu., Dec. 25	Diamond Head Classic (1)	TBD
Fri., Jan. 1	USC	6 p.m.
Sun., Jan. 3	UCLA	6:30 p.m.
Sat., Jan. 9	Washington	12 noon
Thu., Jan. 14	at Arizona State	5 p.m.
Sat., Jan. 16	at Arizona	6:30 p.m.
Thu., Jan. 21	Utah	8 p.m.
Sat., Jan. 23	Colorado	6 p.m.
Thu., Jan. 28	at USC	7:30 p.m.
Sat., Jan. 30	at UCLA	4 p.m.
Wed., Feb. 3	Arizona	7 p.m.
Sat., Feb. 6	Arizona State	3:30 p.m.
Thu., Feb. 11	at Colorado	7 p.m.
Sun., Feb. 14	at Utah	2 p.m.
Thu., Feb. 18	Stanford	7 p.m.
Sun., Feb. 21	California	5:30 p.m.
Wed., Feb. 24	at Oregon	7 p.m.
Sun., Feb. 28	at Oregon State	3:30 p.m.
Wed., Mar. 2	at Washington	8 p.m.
March 9-12	Pac-12 Men's Basketball Tournament (2)	

All times listed are PT
(1) Diamond Head Classic, Honolulu, Hawai'i (Stan Sheriff Center)
(2) Las Vegas, Nev. (MGM Grand Garden Arena)

WASHINGTON STATE NUMERICAL ROSTER

No.	Name	Pos.	Ht.	Wt.	Yr.	Exp.	Hometown/Last School
0	Derrien King	F	6-6	175	So.	TR	Wichita, Kan./Santa Monica CC
1	Renard Suggs	G	6-2	200	Jr.	TR	St. Paul, Minn./Gillette College-Wyo.
2	Ike Iroegbu	G	6-2	190	Jr.	2L	Sacramento, Calif./Oak Hill Academy
3	Ny Redding	G	6-2	180	So.	1L	Cleveland, Ohio/Westwind Prep
4	Viont'e Daniels	G	6-2	170	Fr.	HS	Federal Way, Wash./Federal Way HS
15	Junior Longrus	F	6-7	240	Sr.	3L	Oakland, Calif./Bishop O'Dowd HS
22	Robert Franks	F	6-7	175	Fr.	HS	Vancouver, Wash./Evergreen HS
23	Charles Callison	G	6-0	180	Jr.	TR	Moreno Valley, Calif./San Bernadino Valley College
24	Josh Hawkinson	F	6-10	245	Jr.	2L	Shoreline, Wash./Shorewood HS
32	Que Johnson	G	6-5	205	RJr.	2L	Pontiac, Mich./Westwind Prep
33	Brett Boese	F	6-7	230	Sr.	3L	Spokane, Wash./Shadle Park HS
42	Conor Clifford	C	7-0	270	Jr.	TR	Huntington Beach, Calif./Saddleback College
45	Valentine Izundu	C	6-10	215	RJr.	TR	Houston, Texas/Houston

* - Has used redshirt year. Returning starter in **bold**.

STRENGTHS - Veteran head coach **Ernie Kent** returns for his second year on the Palouse after leading the Cougars to a four Pac-12-win improvement in his first season. He currently has 116 Pac-12 wins in 14 seasons in the Pac-12. Only 15 coaches in the history of the Pac-12 produced more Conference wins ... Junior F **Josh Hawkinson** (14.7 ppg/10.8 rpg), the Pac-12's reigning Most Improved Player of the Year, anchors the front line for the Cougars. Not only was he the Pac-12's top rebounder last season, but returns as the league's most efficient free throw shooter (116-of-136/85.3 percent) ... Hawkinson set single-season school records with 20 double-doubles and 334 rebounds, breaking records that stood for 48 and 51 years, respectively ... The Cougars converted on 72.0 percent of their free throws, the No. 3 ranked mark in the Pac-12 ... The Cougars dished out a league-best 14.61 assists per game. Pacing the offense was junior G **Ike Iroegbu** (8.9 ppg/3.4 apg) and sophomore G **Ny Redding** (4.1 ppg/3.3 apg). Each had at least 100 assists last season. Only two other league teams return two or more players with 100 or more assists (UCLA and USC) ... Junior G **Que Johnson** (6.1 ppg/2.3 rpg) adds depth to the Cougar perimeter game.

CONCERNS - The Cougars will need to replace the scoring production provided by DaVonté Lacy, who led the team at 16.9 ppg, along with 68 three-pointers and his ability to get to the line (141-of-183/.770) ... Rebounding. Despite Hawkinson's league-leading 10.8 rebounds per game, no other returning player averaged more than 2.9 rebounds per game ... WSU gave up 76.5 ppg on 46.8 percent shooting. Both figures ranked at the bottom of the league.

2014-15 WASHINGTON STATE RESULTS (13-18, 7-11)

Nov., Fri., 14	at UTEP	L	52-65	Lacy - 15
Nov., Mon., 17	at TCU	L	54-81	Hawkinson - 14
Nov., Fri., 21	Idaho State	W	80-68	Hawkinson - 26
Nov., Thurs., 27	vs. UC Santa Barbara (1)	L	43-71	Boese - 13
Nov., Fri., 28	vs. Rice (1)	W	76-74	Hawkinson - 27
Nov., Sat., 29	vs. Missouri State (1)	W/OT	89-84	Lacy - 31
Dec., Wed., 3	Idaho	L	71-77	Lacy - 17
Dec., Sat., 6	UTSA	W	91-71	Lacy - 31
Dec., Wed., 10	at #9 Gonzaga (2)	L	66-81	Hawkinson - 18
Dec., Sat., 13	at Santa Clara	L	67-76	Iroegbu - 18
Dec., Sun., 21	San Jose State	W	82-53	Hawkinson - 25
Dec., Sun., 28	UC Davis	W	90-83	Lacy - 22
Jan., Fri., 2	at Stanford *	L	56-71	Hawkinson - 11
Jan., Sun., 4	at California *	W	69-66	Hawkinson - 18
Jan., Sat., 10	at Washington *	W	80-77	Lacy - 25
Jan., Thurs., 15	Oregon *	W/OT	108-99	Hawkinson - 26
Jan., Sat., 17	Oregon State *	L	47-62	Lacy - 16
Jan., Wed., 21	at #12 Utah *	L	64-86	Lacy - 15
Jan., Sat., 24	at Colorado *	L	58-90	Hawkinson/Lacy - 12
Jan., Thurs., 29	California *	L	67-76	Lacy - 24
Jan., Sat., 31	Stanford *	W	89-88	Lacy - 25
Feb., Thurs., 5	at Oregon State *	L	50-55	Hawkinson - 16
Feb., Sun., 8	at Oregon *	L	72-95	Kernich-Drew - 18
Feb., Fri., 13	Arizona State *	W	74-71	Kernich-Drew - 27
Feb., Sun., 15	#7 Arizona *	L	59-86	Kernich-Drew - 20
Feb., Sun., 22	Washington *	L	84-87	Lacy - 23
Feb., Wed., 25	at USC *	W	70-66	Kernich-Drew - 19
Mar., Sun., 1	at UCLA *	L	67-72	Hawkinson - 21
Mar., Thurs., 5	#13 Utah *	L	59-67	Lacy - 16
Mar., Sat., 7	Colorado *	W/OT	96-91	Hawkinson - 21
Mar., Wed., 11	vs. California (3)	L	59-84	Iroegbu - 17

(1) Great Alaska Shootout, Anchorage, Alaska (Alaska Airlines Center)

(2) Spokane, Wash. (Spokane Arena)

(3) Las Vegas, Nev. (MGM Grand Garden Arena)

*Pac-12 Conference Game.

Rankings listed are AP.

2014-15 WASHINGTON STATE STATISTICS (Overall: 13-18, Pac-12: 7-11)

Player	GP-GS	Min/Avg	TOTAL		3-PTS		REBOUNDS		PF-FO	A	TO	Blk	Stl	Pts	Avg			
			FG-A	Pct	3FG-A	Pct	FT-A	Pct								Off/Def	Tot	Avg
Lacy, DaVonte	31-31	1005/32.4	158-389	.406	68-206	.330	141-183	.770	22/59	81	2.6	68-1	66	56	4	20	525	16.9
Hawkinson, Josh	31-29	1015/32.7	166-332	.500	7-35	.200	116-136	.853	65/269	334	10.8	67-0	30	32	34	12	455	14.7
Iroegbu, Ike	31-30	836/27.0	90-207	.435	26-73	.356	71-95	.747	10/78	88	2.8	67-1	106	60	4	17	277	8.9
Kernich-Drew, Dexter	31-12	587/18.9	69-165	.418	42-97	.433	25-32	.781	14/35	49	1.6	55-1	18	29	5	4	205	6.6
Railey, Jordan	31-22	508/16.4	88-166	.530	0-0	.000	28-66	.424	34/66	100	3.2	70-3	26	37	32	15	204	6.6
Johnson, Que	31-3	559/18.0	60-155	.387	28-77	.364	41-48	.854	15/56	71	2.3	55-1	32	33	4	10	189	6.1
Boese, Brett	30-0	494/16.5	46-122	.377	35-97	.361	3-6	.500	12/24	36	1.2	33-0	32	15	2	7	130	4.3
Redding, Ny	31-17	602/19.4	36-90	.400	6-26	.231	49-61	.803	7/45	52	1.7	71-0	101	56	2	16	127	4.1
Longrus, Junior	31-11	364/11.7	19-38	.500	0-0	.000	9-28	.321	45/45	90	2.9	53-1	15	13	12	10	47	1.5
Dunbar, Trevor	16-0	157/9.8	5-22	.227	2-6	.333	0-2	.000	1/6	7	0.4	12-0	24	17	0	4	12	0.8
Cheatum, Aaron	16-0	92/5.8	4-14	.286	0-1	.000	4-15	.267	7/11	18	1.1	13-0	3	4	2	4	12	0.8
Davis, Jackie	11-0	56/5.1	2-12	.167	0-8	.000	2-7	.286	1/4	5	0.5	6-0	0	6	1	1	6	0.5
TEAM									49/46	95	3.1	0	9					0
WASHINGTON STATE	31		743-1712	.434	214-626	.342	489-679	.720	282/744	1026	33.1	570-8	453	367	102	120	2189	70.6
Opponents	31		866-1850	.468	205-548	.374	436-630	.692	324/786	1110	35.8	594-	417	299	93	187	2373	76.5

SEVEN TEAMS IN POSTSEASON ARIZONA REACHES ELITE EIGHT STANFORD CAPTURES NIT CROWN

The ARIZONA Wildcats captured their 14th Pac-12 regular season title, and then won their fifth Pac-12 Tournament title as they defeated OREGON in the championship game, 80-52. It was their first Pac-12 Tournament crown since 2002.

Seven teams participated in the postseason. ARIZONA, OREGON, UCLA and UTAH were selected to participate in NCAA Tournament where the Wildcats advanced to the Elite Eight for the second straight year. ARIZONA STATE and STANFORD were selected for the NIT. Stanford swept through the postseason and earned its third NIT title, and second in four seasons. COLORADO was a participant in the CBI.

Pac-12 Player of the Year honors went to Oregon's **Joseph Young**, who averaged 20.7 points, averaged 2.5 three-point field goals per game and shot 92.5 percent from the free throw line. Arizona's **Stanley Johnson** picked up Freshman of the Year honors after he led the Wildcats with 13.8 points per game, while pulling down 6.5 rebounds per game. OREGON STATE junior G **Gary Payton II** earned Pac-12 Defensive Player of the Year after recording a league-best 95 steals (3.1 spg). His father earned the same honor for the Beavers in 1987. WASHINGTON STATE sophomore F **Josh Hawkinson** led the Pac-12 in rebounds (10.8 avg) and collected Most Improved Player of the Year honors. STANFORD senior G **Chasson Randle** earned Pac-12 Scholar-Athlete of the Year, and went on to earn CoSIDA Academic All-America honors. Oregon coach **Dana Altman** was tabbed Pac-12 Coach of the Year. Altman led Oregon to its fourth consecutive 20-win season and third straight NCAA Tournament appearance.

Utah senior G **Delon Wright** was named the Bob Cousy Award winner honoring the nation's top point guard. Arizona's Stanley Johnson was named the Julius Erving Award winner honoring the nation's top small forward. Wright earned numerous All-America honors including The Sporting News First Team and John Wooden All-America Team selections. Johnson, Oregon's Young and Stanford's Randle also picked up All-America accolades.



Joseph Young, Oregon – Pac-12 Player of the Year

Seven Pac-12 players were selected in the 2015 NBA Draft, third among all conferences, including four in the first round. Arizona's Johnson led the way as the No. 8 overall pick going to Detroit. Over the last three drafts, a total of 23 Pac-12 players representing nine of the Conference's 12 member institutions have been selected, including 13 first round picks.

2014-15 PAC-12 CONFERENCE MEN'S BASKETBALL STANDINGS

	CONFERENCE						OVERALL					
	W	L	PCT	HOME	AWAY	W	L	PCT	HOME	AWAY	NEUT	
Arizona* (NCAA)	16	2	.889	9-0	7-2	34	4	.895	17-0	8-3	9-1	
Utah (NCAA)	13	5	.722	8-1	5-4	26	9	.743	16-1	7-6	3-2	
Oregon (NCAA)	13	5	.722	8-1	5-4	26	10	.722	17-2	5-4	4-4	
UCLA (NCAA)	11	7	.611	9-0	2-7	22	14	.611	16-1	2-8	4-5	
Stanford (NIT)	9	9	.500	6-3	3-6	24	13	.649	16-3	4-8	4-2	
Arizona State (NIT)	9	9	.500	7-2	2-7	18	16	.529	15-3	3-10	0-3	
Oregon State	8	10	.444	7-2	1-8	17	14	.548	15-2	2-9	0-3	
California	7	11	.389	4-5	3-6	18	15	.545	11-7	5-6	2-2	
Colorado (CBI)	7	11	.389	5-4	2-7	16	18	.471	12-5	2-11	2-2	
Washington State	7	11	.389	4-5	3-6	13	18	.419	8-6	3-10	2-2	
Washington	5	13	.278	3-6	2-7	16	15	.516	8-7	3-7	5-1	
USC	3	15	.167	3-6	0-9	12	20	.375	8-9	2-8	2-3	

* - Pac-12 Tournament Champions

2014-15 PAC-12 REVIEW

POSTSEASON HONORS

Bob Cousy Award (top point guard)

Delon Wright, UTAH

Julius Erving Award (top small forward)

Stanley Johnson, ARIZ

USBWA ALL-DISTRICT VIII

Askia Booker, COLO

Delon Wright, UTAH - Player of the Year

USBWA ALL-DISTRICT IX

Stanley Johnson, ARIZ

T.J. McConnell, ARIZ

Gary Payton II, OSU

Norman Powell, UCLA

Chasson Randle, STAN

Tyrone Wallace, CAL

Joseph Young, ORE

NABC ALL-DISTRICT 20

Joseph Young, ORE 1st

Delon Wright, UTAH 1st

Chasson Randle, STAN 1st

T.J. McConnell, ARIZ 1st

Stanley Johnson, ARIZ 1st

Norman Powell, UCLA 2nd

Tyrone Wallace, CAL 2nd

Gary Payton II, OSU 2nd

Kevon Looney, UCLA 2nd

Askia Booker, COLO 2nd

Dana Altman, ORE - Coach of the Year

ALL-AMERICA HONORS

Delon Wright, UTAH

AP Second Team

Sports Illustrated Second Team

The Sporting News First Team

NABC Second Team

USBWA Second Team

John R. Wooden

CBSSports.com Second Team

Joseph Young, ORE

AP Honorable Mention

The Sporting News Third Team

Chasson Randle, Stanford

AP Honorable Mention

Stanley Johnson, ARIZ

NABC Third Team

USVWA Freshman First Team

CBSSports.com Third Team

CBSSports.com Freshman First Team

Kevon Looney, UCLA

CBSSports.com Freshman Second Team

Jakob Poeltl, UTAH

CBSSports.com Freshman Third Team

2015 NBA Draft

First Round

8. Stanley Johnson, ARIZ DET

20. Delon Wright, UTAH TOR

23. R. Hollis-Jefferson, ARIZ BRK

30. Kevon Looney, UCLA GS

Second Round

34. Anthony Brown, STAN LAL

43. Joseph Young, Oregon IND

46. Norman Powell, UCLA TOR

ALL-PAC-12 TEAM

FIRST TEAM

Name, School	Pos	Yr	Ht	Wt	Hometown
Rondae Hollis-Jefferson, ARIZ	F	So.	6-7	215	Chester, Pa.
Stanley Johnson, ARIZ	F	Fr.	6-6	225	Fullerton, Calif.
DaVonte Lacy, WSU	G	Sr.	6-4	215	Tacoma, Wash.
T.J. McConnell, ARIZ	G	Sr.	6-1	195	Pittsburgh, Pa.
Gary Payton II, OSU	G	Jr.	6-3	175	Las Vegas, Nev.
Norman Powell, UCLA	G	Sr.	6-4	215	San Diego, Calif.
Chasson Randle, STAN	G	Sr.	6-2	185	Rock Island, Ill.
Tyrone Wallace, CAL	G	Jr.	6-5	200	Bakersfield, Calif.
Delon Wright, UTAH	G	Sr.	6-5	178	Lawndale, Calif.
Joseph Young, ORE	G	Sr.	6-2	185	Houston, Texas

SECOND TEAM

Name, School	Pos	Yr	Ht	Wt	Hometown
Askia Booker, COLO	G	Sr.	6-2	175	Los Angeles, Calif.
Elgin Cook, ORE	F	Jr.	6-6	206	Milwaukee, Wis.
Kevon Looney, UCLA	F	Fr.	6-9	220	Milwaukee, Wis.
Brandon Taylor, UTAH	G	Jr.	5-10	165	Los Angeles, Calif.
Nigel Williams-Goss, WASH	G	So.	6-3	185	Happy Valley, Ore.

HONORABLE MENTION: Bryce Alford (UCLA, So., G), Brandon Ashley (ARIZ, Jr., F), Anthony Brown (STAN, Sr., F), Josh Hawkinson (WSU, So., F), Shaquille McKissic (ASU, Sr., F), Stefan Nastic (STAN, Sr., C)

PAC-12 ALL-FRESHMEN TEAM

Name, School	Pos	Ht	Wt	Hometown
Jordan Bell, ORE	F	6-9	190	Long Beach, Calif.
Dillon Brooks, ORE	F	6-5	205	Mississauga, Ont.
Tra Holder, ASU	G	6-1	180	Los Angeles, Calif.
Stanley Johnson, ARIZ	F	6-6	225	Fullerton, Calif.
Kevon Looney, UCLA	F	6-9	220	Milwaukee, Wis.
Jordan McLaughlin, USC	G	6-1	170	Etiwanda, Calif.
Jakob Poeltl, UTAH	F	7-0	230	Vienna, Austria

HONORABLE MENTION: Hallice Cooke (OSU, G), Wesley Gordon (COLO, F), Jordan Mathews (CAL, G).

PAC-12 ALL-DEFENSIVE TEAM

Name, School	Pos	Yr	Ht	Wt	Hometown (Last School)
Jordan Bell, ORE	F	Fr.	6-9	190	Long Beach, Calif. (Long Beach Poly HS)
Rondae Hollis-Jefferson, ARIZ	F	So.	6-7	215	Chester, Pa.
T.J. McConnell, ARIZ	G	Sr.	6-1	195	Pittsburgh, Pa.
Gary Payton II, OSU	G	Jr.	6-3	175	Las Vegas, Nev.
Delon Wright, UTAH	G	Jr.	6-5	178	Lawndale, Calif.

HONORABLE MENTION: Shaquille McKissic (ASU, Sr., F), Norman Powell (UCLA, Sr., G), Brandon Taylor (Utah, Jr., G)

PAC-12 ALL-ACADEMIC TEAM

FIRST TEAM

Name, School	Year	GPA	Major
Bo Barnes, ASU	Grad	3.89	Liberal Studies
Jeremy Olsen, UTAH	Jr.	3.70	Accounting
Chasson Randle, Stanford	Sr.	3.34	African and African-American Studies
Brandon Taylor, Utah	Jr.	3.46	Psychology
Nigel Williams-Goss, WASH	So.	3.74	Psychology/Communications

SECOND TEAM

Anthony Brown, STAN	RSr.	3.26	Communication
Austin Eastman, Utah	Sr.	3.58	Mechanical Engineering
Josh Hawkinsno, WSU	So.	3.24	Undeclared
Junior Longrus, WSU	Jr.	3.30	Management & Operations
Stefan Nastic, STAN	RSr.	3.10	Psychology

Honorable Mention: Malcolm Duvivier, SO, OSU; Nikola Jovanovic, SO, USC; Roger Moute a Bidas, SO, CAL; Kenneth Ogbie, SO, UTAH; Sam Singer, SO, CAL

PLAYER OF THE YEAR: Joseph Young, Oregon

FRESHMAN OF THE YEAR: Stanley Johnson, Arizona

DEFENSIVE PLAYER OF THE YEAR: Gary Payton II, Oregon State

MOST IMPROVED PLAYER OF THE YEAR: Josh Hawkinson, Stanford

JOHN R. WOODEN COACH OF THE YEAR: Dana Altman, Oregon

SCORING

	Cl	G	FG	3FG	FT	Pts	Avg/G
1. Young, Joseph-ORE	SR	36	265	91	124	745	20.7
2. Randle, Chasson-STAN	SR	37	217	90	200	724	19.6
3. Booker, Askia-COLO	SR	31	173	55	131	532	17.2
4. Wallace, Tyrone-CAL	JR	33	208	28	120	564	17.1
5. Lacy, DeVonte-WSU	SR	31	158	68	141	525	16.9
6. Powell, Norman-UCLA	SR	36	213	38	127	591	16.4
7. Williams-Goss, Nigel-WASH	SO	30	186	22	74	468	15.6
8. Alford, Bryce-UCLA	SO	36	171	93	119	554	15.4
9. Andrews, Andrew-WASH	JR	31	140	65	119	464	15.0
10. Brown, Anthony-STAN	SR	37	176	79	116	547	14.8
11. Hawkinson, Josh-WSU	SO	31	166	7	116	455	14.7
12. Wright, Delon-UTAH	SR	35	165	26	153	509	14.5
13. Scott, Josh-COLO	JR	26	130	1	115	376	14.5
14. Johnson, Stanley-ARIZ	FR	38	174	43	132	523	13.8
15. Mathews, Jordan-CAL	SO	33	143	70	92	448	13.6
16. PaytonII, Gary-OSU	JR	31	162	27	65	416	13.4
17. Nastic, Stefan-STAN	SR	37	179	0	138	496	13.4
18. Cook, Elgin-ORE	JR	36	169	5	125	468	13.0
19. Reinhardt, Katin-USC	SO	31	137	61	53	388	12.5
20. McKissic, Shaquille-ASU	SR	34	145	42	91	423	12.4

REBOUNDING

	Cl	G	OFF	DEF	TOT	Avg/G
1. Hawkinson, Josh-WSU	SO	31	65	269	334	10.8
2. Looney, Kevon-UCLA	FR	36	122	209	331	9.2
3. Scott, Josh-COLO	JR	26	89	130	219	8.4
4. PaytonII, Gary-OSU	JR	31	64	167	231	7.5
5. Wallace, Tyrone-CAL	JR	33	30	205	235	7.1
6. Jovanovic, Nikola-USC	SO	32	74	150	224	7.0
7. Kravish, David-CAL	SR	33	58	172	230	7.0
8. Brown, Anthony-STAN	SR	37	42	214	256	6.9
9. Gordon, Wesley-COLO	SO	34	87	146	233	6.9
10. Hollis-Jefferson, R.-ARIZ	SO	38	77	183	260	6.8
11. Poeltl, Jakob-UTAH	FR	34	92	138	230	6.8
12. Parker, Tony-UCLA	JR	34	93	136	229	6.7
13. Johnson, Stanley-ARIZ	FR	38	75	172	247	6.5
14. Nastic, Stefan-STAN	SR	37	90	149	239	6.5
15. Anderson, Mike-WASH	SR	31	58	133	191	6.2
16. Bell, Jordan-ORE	FR	35	66	148	214	6.1
17. Jacobsen, Eric-ASU	JR	34	84	118	202	5.9
18. Benjamin, Dwayne-ORE	JR	34	57	139	196	5.8
19. Clark, Darion-USC	SO	32	58	124	182	5.7
20. Johnson, Xavier-COLO	JR	29	46	116	162	5.6

FIELD GOAL PCT (Min. 3.0 made per game)

	Cl	G	FG	FGA	Pct
1. Poeltl, Jakob-UTAH	FR	34	128	188	.681
2. Jacobsen, Eric-ASU	JR	34	102	163	.626
3. Kemp, Jr., Shawn-WASH	SR	27	110	181	.608
4. Tarczewski, Kaleb-ARIZ	JR	38	123	215	.572
5. Scott, Josh-COLO	JR	26	130	239	.544
6. Parker, Tony-UCLA	JR	34	150	276	.543
7. Cook, Elgin-ORE	JR	36	169	325	.520
8. Jovanovic, Nikola-USC	SO	32	154	299	.515
9. Ashley, Brandon-ARIZ	JR	38	166	323	.514
10. Wright, Delon-UTAH	SR	35	165	324	.509

ASSISTS

	Cl	G	Assists	Avg/G
1. McConnell, T.J.-ARIZ	SR	38	238	6.26
2. Williams-Goss, Nigel-WASH	SO	30	177	5.90
3. Wright, Delon-UTAH	SR	35	178	5.09
4. Alford, Bryce-UCLA	SO	36	176	4.89
5. Wallace, Tyrone-CAL	JR	33	131	3.97
6. Young, Joseph-ORE	SR	36	134	3.72
7. Holder, Tra-ASU	FR	32	115	3.59
8. Jacobs, Julian-USC	SO	32	113	3.53
9. Duvivier, Malcolm-OSU	SO	31	107	3.45
10. Iroegbu, Ike-WSU	SO	31	106	3.42

FREE THROW PCT (Min. 2.0 made per game)

	Cl	G	FTM	FTA	Pct
1. Young, Joseph-ORE	SR	36	124	134	.925
2. Randle, Chasson-STAN	SR	37	200	228	.877
3. Hawkinson, Josh-WSU	SO	31	116	136	.853
4. Alford, Bryce-UCLA	SO	36	119	142	.838
5. Wright, Delon-UTAH	SR	35	153	183	.836
6. Booker, Askia-COLO	SR	31	131	157	.834
7. Brooks, Dillon-ORE	FR	36	85	103	.825
8. Andrews, Andrew-WASH	JR	31	119	146	.815
9. Brown, Anthony-STAN	SR	37	116	146	.795
10. Mathews, Jordan-CAL	SO	33	92	117	.786

STEALS

	Cl	G	Stl	Avg/G
1. PaytonII, Gary-OSU	JR	31	95	3.06
2. McConnell, T.J.-ARIZ	SR	38	83	2.18
3. Wright, Delon-UTAH	SR	35	73	2.09
4. Powell, Norman-UCLA	SR	36	66	1.83
5. McKissic, Shaquille-ASU	SR	34	56	1.65
6. Johnson, Stanley-ARIZ	FR	38	57	1.50
7. Booker, Askia-COLO	SR	31	44	1.42
8. Andrews, Andrew-WASH	JR	31	44	1.42
9. Randle, Chasson-STAN	SR	37	50	1.35
10. Taylor, Brandon-UTAH	JR	35	45	1.29

3-POINT FG PCT (Min. 1.0 made per game)

	Cl	G	3FG	FGA	Pct
1. Mathews, Jordan-CAL	SO	33	70	158	.443
2. Brown, Anthony-STAN	SR	37	79	179	.441
3. Taylor, Brandon-UTAH	JR	35	82	187	.439
4. Loveridge, Jordan-UTAH	JR	28	54	124	.435
5. Abdul-Bassit, Jaiil-ORE	SR	35	59	136	.434
6. Kernich-Drew, Dexter-WSU	SR	31	42	97	.433
7. Gillling, Jonathan-ASU	SR	34	55	128	.430
8. Anderson, Mike-WASH	SR	31	38	91	.418
9. York, Gabe-ARIZ	JR	37	66	165	.400
10. Alford, Bryce-UCLA	SO	36	93	238	.391

3-POINT FG MADE

	Cl	G	3FG	Avg/G
1. Alford, Bryce-UCLA	SO	36	93	2.58
2. Young, Joseph-ORE	SR	36	91	2.53
3. Randle, Chasson-STAN	SR	37	90	2.43
4. Taylor, Brandon-UTAH	JR	35	82	2.34
5. Lacy, DeVonte-WSU	SR	31	68	2.19
6. Brown, Anthony-STAN	SR	37	79	2.14
7. Mathews, Jordan-CAL	SO	33	70	2.12
8. Andrews, Andrew-WASH	JR	31	65	2.10
9. Reinhardt, Katin-USC	SO	31	61	1.97
10. Loveridge, Jordan-UTAH	JR	28	54	1.93

BLOCKED SHOTS

	Cl	G	GBlocks	Avg/G
1. Bell, Jordan-ORE	FR	35	94	2.69
2. Poeltl, Jakob-UTAH	FR	34	63	1.85
3. Scott, Josh-COLO	JR	26	46	1.77
4. Kravish, David-CAL	SR	33	49	1.48
5. Gordon, Wesley-COLO	SO	34	47	1.38
6. Gomis, Daniel-OSU	JR	30	41	1.37
7. Jacobsen, Eric-ASU	JR	34	41	1.21
8. PaytonII, Gary-OSU	JR	31	37	1.19
9. Stewart, Elijah-USC	FR	32	37	1.16
10. Hawkinson, Josh-WSU	SO	31	34	1.10

ASSIST/TURNOVER RATIO (Min. 3.0 assists/game)

	Cl	G	Asst	Avg	Turn	Avg	Ratio
1. McConnell, T.J.-ARIZ	SR	38	238	6.3	78	2.1	3.05
2. Wright, Delon-UTAH	SR	35	178	5.1	68	1.9	2.62
3. Williams-Goss, Nigel-WASH	SO	30	177	5.9	85	2.8	2.08
4. Taylor, Brandon-UTAH	JR	35	117	3.3	58	1.7	2.02
5. Alford, Bryce-UCLA	SO	36	176	4.9	89	2.5	1.98
6. Redding, Ny-WSU	FR	31	101	3.3	56	1.8	1.80
7. Iroegbu, Ike-WSU	SO	31	106	3.4	60	1.9	1.77
8. PaytonII, Gary-OSU	JR	31	98	3.2	59	1.9	1.66
9. Young, Joseph-ORE	SR	36	134	3.7	87	2.4	1.54
10. Randle, Chasson-STAN	SR	37	112	3.0	75	2.0	1.49

MINUTES PLAYED

	Cl	G	Minutes	Avg/G
1. Williams-Goss, Nigel-WASH	SO	30	1104	36.80
2. Young, Joseph-ORE	SR	36	1322	36.72
3. Randle, Chasson-STAN	SR	37	1347	36.41
4. Alford, Bryce-UCLA	SO	36	1307	36.31
5. PaytonII, Gary-OSU	JR	31	1125	36.29
6. Brown, Anthony-STAN	SR	37	1320	35.68
7. Wallace, Tyrone-CAL	JR	33	1152	34.91
8. Duvivier, Malcolm-OSU	SO	31	1080	34.84
9. Powell, Norman-UCLA	SR	36	1244	34.56
10. Hamilton, Isaac-UCLA	SO	36	1222	33.94

2014-15 TEAM STATISTICS (ALL GAMES)

SCORING OFFENSE

	G	W-L	Pts	Avg/G
1. Arizona	38	34-4	2911	76.6
2. Oregon	36	26-10	2713	75.4
3. Stanford	37	24-13	2676	72.3
4. UCLA	36	22-14	2590	71.9
5. Utah	35	26-9	2496	71.3
6. Washington State	31	13-18	2189	70.6
7. Arizona State	34	18-16	2360	69.4
8. Colorado	34	16-18	2345	69.0
9. Washington	31	16-15	2128	68.6
10. USC	32	12-20	2143	67.0
11. California	33	18-15	2195	66.5
12. Oregon State	31	17-14	1887	60.9

SCORING DEFENSE

	G	Pts	Avg/G
1. Utah	35	1999	57.1
2. Oregon State	31	1834	59.2
3. Arizona	38	2268	59.7
4. Arizona State	34	2263	66.6
5. California	33	2221	67.3
6. Stanford	37	2491	67.3
7. Washington	31	2105	67.9
8. UCLA	36	2453	68.1
9. Colorado	34	2317	68.1
10. Oregon	36	2550	70.8
11. USC	32	2271	71.0
12. Washington State	31	2373	76.5

SCORING MARGIN

	G	OFF	DEF	Margin
1. Arizona	38	76.6	59.7	+16.9
2. Utah	35	71.3	57.1	+14.2
3. Stanford	37	72.3	67.3	+5.0
4. Oregon	36	75.4	70.8	+4.5
5. UCLA	36	71.9	68.1	+3.8
6. Arizona State	34	69.4	66.6	+2.9
7. Oregon State	31	60.9	59.2	+1.7
8. Colorado	34	69.0	68.1	+0.8
9. Washington	31	68.6	67.9	+0.7
10. California	33	66.5	67.3	-0.8
11. USC	32	67.0	71.0	-4.0
12. Washington State	31	70.6	76.5	-5.9

FREE THROW PCT

	G	FTM	FTA	Pct
1. Oregon	36	466	613	.760
2. Stanford	37	614	846	.726
3. Washington State	31	489	679	.720
4. Arizona	38	700	974	.719
5. Colorado	34	542	760	.713
6. Utah	35	534	760	.703
7. Oregon State	31	397	573	.693
8. Washington	31	405	593	.683
9. UCLA	36	507	750	.676
10. Arizona State	34	511	766	.667
11. California	33	368	567	.649
12. USC	32	399	629	.634

FIELD GOAL PERCENTAGES

	G	FG	FGA	Pct
1. Arizona	38	1009	2068	.488
2. Utah	35	849	1760	.482
3. Oregon	36	992	2143	.463
4. Arizona State	34	809	1818	.445
5. UCLA	36	930	2099	.443
6. California	33	821	1868	.440
7. Washington	31	765	1747	.438
8. Colorado	34	812	1861	.436
9. Stanford	37	908	2089	.435
10. Washington State	31	743	1712	.434
11. USC	32	787	1863	.422
12. Oregon State	31	665	1577	.422

FIELD GOAL PCT DEFENSE

	G	FG	FGA	Pct
1. Utah	35	704	1832	.384
2. Oregon State	31	576	1494	.386
3. Arizona	38	777	1951	.398
4. UCLA	36	855	2054	.416
5. Washington	31	765	1816	.421
6. USC	32	811	1923	.422
7. Oregon	36	902	2136	.422
8. Stanford	37	867	2048	.423
9. Colorado	34	807	1904	.424
10. California	33	783	1839	.426
11. Arizona State	34	821	1821	.451
12. Washington State	31	866	1850	.468

3-POINT FG PCT

	G	FG	FGA	Pct
1. Utah	35	264	654	.404
2. Stanford	37	246	651	.378
3. UCLA	36	223	606	.368
4. Oregon	36	263	726	.362
5. Arizona	38	193	536	.360
6. California	33	185	515	.359
7. Arizona State	34	231	660	.350
8. Washington State	31	214	626	.342
9. Colorado	34	179	535	.335
10. Washington	31	193	579	.333
11. USC	32	170	517	.329
12. Oregon State	31	160	495	.323

3-POINT FG PCT DEFENSE

	G	FG	FGA	Pct
1. Oregon State	31	184	609	.302
2. Utah	35	169	537	.315
3. Oregon	36	232	704	.330
4. USC	32	224	679	.330
5. Washington	31	177	535	.331
6. Arizona	38	206	615	.335
7. California	33	156	465	.335
8. Colorado	34	249	705	.353
9. UCLA	36	281	790	.356
10. Arizona State	34	188	519	.362
11. Stanford	37	247	661	.374
12. Washington State	31	205	548	.374

REBOUNDING OFFENSE

	G	Reb	Avg/G
1. UCLA	36	1367	38.0
2. Colorado	34	1269	37.3
3. Stanford	37	1363	36.8
4. Arizona	38	1399	36.8
5. Oregon	36	1298	36.1
6. USC	32	1149	35.9
7. California	33	1171	35.5
8. Washington	31	1082	34.9
9. Arizona State	34	1184	34.8
10. Utah	35	1204	34.4
11. Washington State	31	1026	33.1
12. Oregon State	31	973	31.4

REBOUNDING DEFENSE

	G	Reb	Avg/G
1. Arizona	38	1065	28.0
2. Utah	35	1040	29.7
3. Arizona State	34	1055	31.0
4. Colorado	34	1100	32.4
5. Stanford	37	1207	32.6
6. Oregon State	31	1044	33.7
7. UCLA	36	1233	34.2
8. California	33	1142	34.6
9. Oregon	36	1252	34.8
10. Washington	31	1101	35.5
11. Washington State	31	1110	35.8
12. USC	32	1205	37.7

REBOUNDING MARGIN

	G	TEAM	OPP	Margin
1. Arizona	38	36.8	28.0	+8.8
2. Colorado	34	37.3	32.4	+5.0
3. Utah	35	34.4	29.7	+4.7
4. Stanford	37	36.8	32.6	+4.2
5. Arizona State	34	34.8	31.0	+3.8
6. UCLA	36	38.0	34.2	+3.7
7. Oregon	36	36.1	34.8	+1.3
8. California	33	35.5	34.6	+0.9
9. Washington	31	34.9	35.5	-0.6
10. USC	32	35.9	37.7	-1.8
11. Oregon State	31	31.4	33.7	-2.3
12. Washington State	31	33.1	35.8	-2.7

BLOCKED SHOTS

	G	Blocks	Avg/G
1. Utah	35	175	5.00
2. Washington	31	153	4.94
3. Oregon	36	157	4.36
4. USC	32	133	4.16
5. Oregon State	31	123	3.97
6. Colorado	34	133	3.91
7. UCLA	36	139	3.86
8. California	33	127	3.85
9. Arizona	38	131	3.45
10. Washington State	31	102	3.29
11. Stanford	37	102	2.76
12. Arizona State	34	79	2.32

ASSISTS

	G	Assists	Avg/G
1. Washington State	31	453	14.61
2. Oregon	36	508	14.11
3. Utah	35	489	13.97
4. Arizona	38	528	13.89
5. UCLA	36	498	13.83
6. Washington	31	412	13.29
7. Arizona State	34	431	12.68
8. California	33	411	12.45
9. USC	32	397	12.41
10. Oregon State	31	373	12.03
11. Colorado	34	400	11.76
12. Stanford	37	435	11.76

STEALS

	G	Steals	Avg/G
1. Oregon State	31	241	7.77
2. Arizona	38	275	7.24
3. UCLA	36	238	6.61
4. USC	32	208	6.50
5. Utah	35	208	5.94
6. Arizona State	34	199	5.85
7. Oregon	36	207	5.75
8. Colorado	34	194	5.71
9. Stanford	37	204	5.51
10. Washington	31	152	4.90
11. California	33	137	4.15
12. Washington State	31	120	3.874

TURNOVER MARGIN

	G	TEAM	OPP	Margin
1. Oregon State	31	11.8	14.7	+2.94
2. Arizona	38	11.0	13.8	+2.74
3. Stanford	37	10.8	11.5	+0.68
4. UCLA	36	11.9	12.2	+0.22
5. Utah	35	11.6	11.7	+0.03
6. Oregon	36	11.7	11.5	-0.22
7. Washington	31	11.6	11.2	-0.42
8. USC	32	14.0	13.3	-0.62
9. Arizona State	34	13.9	12.9	-1.09
10. California	33	11.1	9.6	-1.48
11. Colorado	34	13.2	11.3	-1.94
12. Washington State	31	11.8	9.6	-2.19

ASSIST/TURNOVER RATIO

	G	Ast	Avg	Turn/Avg	Ratio
1. Arizona	38	13.9	11.0	1.26	
2. Washington State	31	14.6	11.8	1.23	
3. Oregon	36	14.1	11.7	1.21	
4. Utah	35	14.0	11.6	1.20	
5. UCLA	36	13.8	11.9	1.16	
6. Washington	31	13.3	11.6	1.14	
7. California	33	12.5	11.1	1.13	
8. Stanford	37	11.8	10.8	1.09	
9. Oregon State	31	12.0	11.8	1.02	
10. Arizona State	34	12.7	13.9	0.91	
11. Colorado	34	11.8	13.2	0.89	
12. USC	32	12.4	14.0	0.89	

OFFENSIVE REBOUNDS

	G	No.	Avg/G
1. UCLA	36	440	12.22
2. Colorado	34	400	11.76
3. Stanford	37	428	11.57
4. USC	32	366	11.44
5. Arizona	38	411	10.82
6. Arizona State	34	365	10.74
7. Washington	31	329	10.61
8. Oregon	36	372	10.33
9. Oregon State	31	293	9.45
10. Utah	35	322	9.20
11. Washington State	31	282	9.10
12. California	33	300	9.09

DEFENSIVE REBOUNDS

	G	No.	Avg/G
1. California	33	871	26.39
2. Arizona	38	988	26.00
3. UCLA	36	927	25.75
4. Oregon	36	926	25.72
5. Colorado	34	869	25.56
6. Stanford	37	935	25.27
7. Utah	35	882	25.20
8. USC	32	783	24.47
9. Washington	31	753	24.29
10. Arizona State	34	819	24.09
11. Washington State	31	744	24.00
12. Oregon State	31	680	21.94

3-POINT FIELD GOALS MADE

	G	3FG	Avg/G
1. Utah	35	264	7.54
2. Oregon	36	263	7.31
3. Washington State	31	214	6.90
4. Arizona State	34	231	6.79
5. Stanford	37	246	6.65
6. Washington	31	193	6.23
7. UCLA	36	223	6.19
8. California	33	185	5.61
9. USC	32	170	5.31
10. Colorado	34	179	5.26
11. Oregon State	31	160	5.16
12. Arizona	38	193	5.08



Kaleb Tarczewski, Arizona

2014-15 PAC-12 PLAYERS OF THE WEEK

Nov. 17- Tyrone Wallace, Jr., CAL
 Nov. 24- Norman Powell, Sr., UCLA
 Dec. 1- Stanley Johnson, Fr., ARIZ
 Dec. 8- Tyrone Wallace, Jr., CAL
 Dec. 15- Delon Wright, Sr., UTAH
 Dec. 22- Elijah Stewart, Fr., USC
 Dec. 29- Anthony Brown, Sr., STAN
 Jan. 5- Chasson Randle, Sr., STAN
 Jan. 12- Kevon Looney, Fr., UCLA
 Jan. 19- Stanley Johnson, Fr., ARIZ
 Jan. 26- Gary Payton II, Jr., OSU
 Feb. 2- Norman Powell, Sr., UCLA
 Feb. 9- Joseph Young, Sr., ORE
 Feb. 16- Rondae Hollis-Jefferson, So., ARIZ
 Feb. 23- Andrew Andrews, Sr., WASH
 March 2- Norman Powell, Sr., UCLA
 March 9- Shaquille McKissic, Sr., ASU

2014-15 INDIVIDUAL STATISTICS (PAC-12 GAMES)

SCORING

	CI	G	FG	3FG	FT	Pts	Avg/G
1. Young, Joseph-ORE	SR	18	131	44	53	359	19.9
2. Randle, Chasson-STAN	SR	18	100	42	106	348	19.3
3. Booker, Askia-COLO	SR	17	105	31	76	317	18.6
4. Powell, Norman-UCLA	SR	18	117	14	62	310	17.2
5. Lacy, DeVonte-WSU	SR	18	98	36	77	309	17.2
6. Williams-Goss, Nigel-WASH	SO	17	114	11	50	289	17.0
7. Andrews, Andrew-WASH	JR	18	90	39	79	298	16.6
8. Wallace, Tyrone-CAL	JR	18	101	11	71	284	15.8
9. Brown, Anthony-STAN	SR	18	91	43	56	281	15.6
10. Cook, Elgin-ORE	JR	18	92	4	79	267	14.8
11. Mathews, Jordan-CAL	SO	18	86	45	42	259	14.4
12. Alford, Bryce-UCLA	SO	18	79	43	52	253	14.1
Hawkinson, Josh-WSU	SO	18	84	0	85	253	14.1
14. Wright, Delon-UTAH	SR	18	77	13	84	251	13.9
15. PaytonII, Gary-OSU	JR	18	100	16	33	249	13.8
16. Reinhardt, Katin-USC	SO	17	83	39	25	230	13.5
17. Johnson, Stanley-ARIZ	FR	18	82	14	64	242	13.4
18. Nastic, Stefan-STAN	SR	18	82	0	76	240	13.3
19. Jovanovic, Nikola-USC	SO	18	89	0	51	229	12.7
20. McKissic, Shaquille-ASU	SR	18	79	21	49	228	12.7

REBOUNDING

	CI	G	OFF	DEF	TOT	Avg/G
1. Hawkinson, Josh-WSU	SO	18	35	162	197	10.9
2. Looney, Kevon-UCLA	FR	18	54	105	159	8.8
3. Gordon, Wesley-COLO	SO	18	50	87	137	7.6
4. Kravish, David-CAL	SR	18	31	102	133	7.4
5. Brown, Anthony-STAN	SR	18	16	115	131	7.3
6. Goodman, Savon-ASU	JR	18	39	84	123	6.8
7. PaytonII, Gary-OSU	JR	18	27	95	122	6.8
8. Hollis-Jefferson, R.-ARIZ	SO	18	34	87	121	6.7
9. Johnson, Stanley-ARIZ	FR	18	37	79	116	6.4
10. Nastic, Stefan-STAN	SR	18	41	72	113	6.3
11. Wallace, Tyrone-CAL	JR	18	11	101	112	6.2
12. Parker, Tony-UCLA	JR	16	43	56	99	6.2
13. Bell, Jordan-ORE	FR	17	33	71	104	6.1
14. Anderson, Mike-WASH	SR	18	28	82	110	6.1
15. Jovanovic, Nikola-USC	SO	18	31	77	108	6.0
16. Poeltl, Jakob-UTAH	FR	17	35	64	99	5.8
17. Johnson, Xavier-COLO	JR	14	25	56	81	5.8
18. Jacobsen, Eric-ASU	JR	18	36	60	96	5.3
19. Benjamin, Dwayne-ORE	JR	18	28	66	94	5.2
20. Ashley, Brandon-ARIZ	JR	18	38	55	93	5.2

FIELD GOAL PCT (Min. 3.0 made per game)

	CI	G	FG	FGA	Pct
1. Poeltl, Jakob-UTAH	FR	17	55	77	.714
2. Goodman, Savon-ASU	JR	18	76	133	.571
3. Tarczewski, Kaleb-ARIZ	JR	18	63	111	.568
4. Kemp, Jr., Shawn-WASH	SR	14	55	97	.567
5. Parker, Tony-UCLA	JR	16	69	126	.548
6. Cook, Elgin-ORE	JR	18	92	169	.544
7. McConnell, T.J.-ARIZ	SR	18	82	151	.543
8. Benjamin, Dwayne-ORE	JR	18	65	121	.537
9. Railey, Jordan-WSU	SR	18	61	116	.526
10. Jovanovic, Nikola-USC	SO	18	89	170	.524

ASSISTS

	CI	G	Asst	Avg/G
1. McConnell, T.J.-ARIZ	SR	18	113	6.28
2. Williams-Goss, Nigel-WASH	SO	17	90	5.29
3. Wright, Delon-UTAH	SR	18	95	5.28
4. Alford, Bryce-UCLA	SO	18	78	4.33
5. Holder, Tra-ASU	FR	18	76	4.22
6. Jacobs, Julian-USC	SO	18	75	4.17
7. Iroegbu, Ike-WSU	SO	18	71	3.94
8. Taylor, Brandon-UTAH	JR	18	68	3.78
9. Hamilton, Isaac-UCLA	SO	18	67	3.72
10. Wallace, Tyrone-CAL	JR	18	66	3.67

FREE THROW PCT (Min. 2.0 made per game)

	CI	G	FTM	FTA	Pct
1. Young, Joseph-ORE	SR	18	53	58	.914
2. Wright, Delon-UTAH	SR	18	84	92	.913
3. Randle, Chasson-STAN	SR	18	106	121	.876
4. Hawkinson, Josh-WSU	SO	18	85	98	.867
5. Booker, Askia-COLO	SR	17	76	90	.844
6. Andrews, Andrew-WASH	JR	18	79	95	.832
7. Brooks, Dillon-ORE	FR	18	44	53	.830
8. Johnson, Stanley-ARIZ	FR	18	64	79	.810
9. Williams-Goss, Nigel-WASH	SO	17	50	62	.806
10. Mathews, Jordan-CAL	SO	18	42	54	.778

STEALS

	CI	G	Stl	Avg/G
1. PaytonII, Gary-OSU	JR	18	55	3.06
2. Powell, Norman-UCLA	SR	18	36	2.00
Wright, Delon-UTAH	SR	18	36	2.00
4. McConnell, T.J.-ARIZ	SR	18	32	1.78
5. Booker, Askia-COLO	SR	17	29	1.71
6. Andrews, Andrew-WASH	JR	18	27	1.50
7. McKissic, Shaquille-ASU	SR	18	25	1.39
8. Looney, Kevon-UCLA	FR	18	24	1.33
9. Hollis-Jefferson, R.-ARIZ	SO	18	23	1.28
Johnson, Stanley-ARIZ	FR	18	23	1.28

3-POINT FG PCT (Min. 1.0 made per game)

	CI	G	3FG	FGA	Pct
1. Kernich-Drew, Dexter-WSU	SR	18	32	62	.516
2. Mathews, Jordan-CAL	SO	18	45	95	.474
3. Taylor, Brandon-UTAH	JR	18	48	105	.457
4. Benjamin, Dwayne-ORE	JR	18	24	54	.444
5. Brown, Anthony-STAN	SR	18	43	98	.439
6. Allen, Rosco-STAN	JR	14	23	53	.434
7. Loveridge, Jordan-UTAH	JR	18	35	82	.427
8. York, Gabe-ARIZ	JR	17	29	72	.403
9. Reinhardt, Katin-USC	SO	17	39	97	.402
10. Abdul-Bassit, Jalil-ORE	SR	18	27	69	.391

3-POINT FG MADE

	CI	G	3FG	Avg/G
1. Taylor, Brandon-UTAH	JR	18	48	2.67
2. Mathews, Jordan-CAL	SO	18	45	2.50
3. Young, Joseph-ORE	SR	18	44	2.44
4. Alford, Bryce-UCLA	SO	18	43	2.39
Brown, Anthony-STAN	SR	18	43	2.39
6. Randle, Chasson-STAN	SR	18	42	2.33
7. Reinhardt, Katin-USC	SO	17	39	2.29
8. Andrews, Andrew-WASH	JR	18	39	2.17
9. Lacy, DeVonte-WSU	SR	18	36	2.00
10. Loveridge, Jordan-UTAH	JR	18	35	1.94

BLOCKED SHOTS

	CI	G	Blk	Avg/G
1. Bell, Jordan-ORE	FR	17	40	2.35
2. Gordon, Wesley-COLO	SO	18	32	1.78
3. Gomis, Daniel-OSU	JR	18	29	1.61
4. Poeltl, Jakob-UTAH	FR	17	25	1.47
5. Stewart, Elijah-USC	FR	18	25	1.39
6. PaytonII, Gary-OSU	JR	18	23	1.28
7. Kravish, David-CAL	SR	18	22	1.22
8. Welsh, Thomas-UCLA	FR	18	20	1.11
9. Okoroh, Kingsley-CAL	FR	16	17	1.06
10. Jacobsen, Eric-ASU	JR	18	19	1.06

ASSIST/TURNOVER RATIO (Min. 3.0 assists/game)

	CI	G	Asst	Avg	Turn	Avg	Ratio
1. McConnell, T.J.-ARIZ	SR	18	113	6.3	36	2.0	3.14
2. Wright, Delon-UTAH	SR	18	95	5.3	32	1.8	2.97
3. Taylor, Brandon-UTAH	JR	18	68	3.8	27	1.5	2.52
4. Hamilton, Isaac-UCLA	SO	18	67	3.7	34	1.9	1.97
5. Iroegbu, Ike-WSU	SO	18	71	3.9	38	2.1	1.87
6. Williams-Goss, Nigel-WASH	SO	17	90	5.3	49	2.9	1.84
7. Randle, Chasson-STAN	SR	18	59	3.3	33	1.8	1.79
8. Young, Joseph-ORE	SR	18	59	3.3	34	1.9	1.74
9. Alford, Bryce-UCLA	SO	18	78	4.3	45	2.5	1.73
10. Jacobs, Julian-USC	SO	18	75	4.2	49	2.7	1.53

MINUTES PLAYED

	CI	G	Min.	Avg/G
1. Williams-Goss, Nigel-WASH	SO	17	654	38.47
2. Young, Joseph-ORE	SR	18	676	37.56
3. PaytonII, Gary-OSU	JR	18	667	37.06
4. Alford, Bryce-UCLA	SO	18	664	36.89
5. Randle, Chasson-STAN	SR	18	659	36.61
6. Brown, Anthony-STAN	SR	18	658	36.56
7. Powell, Norman-UCLA	SR	18	651	36.17
8. Duvivier, Malcolm-OSU	SO	18	650	36.11
9. Andrews, Andrew-WASH	JR	18	641	35.61
10. Hamilton, Isaac-UCLA	SO	18	639	35.50

SCORING OFFENSE

	G	W-L	Pts	Avg/G
1. Arizona	18	16-2	1384	76.9
2. Oregon	18	13-5	1325	73.6
3. Stanford	18	9-9	1312	72.9
4. Washington State	18	7-11	1269	70.5
5. Utah	18	13-5	1250	69.4
6. UCLA	18	11-7	1233	68.5
7. Colorado	18	7-11	1210	67.2
8. Washington	18	5-13	1209	67.2
9. Arizona State	18	9-9	1203	66.8
10. USC	18	3-15	1188	66.0
11. California	18	7-11	1173	65.2
12. Oregon State	18	8-10	999	55.5

SCORING DEFENSE

	G	Pts	Avg/G
1. Utah	18	1016	56.4
2. Arizona	18	1042	57.9
3. Oregon State	18	1078	59.9
4. UCLA	18	1185	65.8
5. Arizona State	18	1238	68.8
6. Stanford	18	1269	70.5
7. Colorado	18	1273	70.7
8. Oregon	18	1288	71.6
9. California	18	1313	72.9
10. USC	18	1318	73.2
11. Washington	18	1330	73.9
12. Washington State	18	1405	78.1

SCORING MARGIN

	G	OFF	DEF	Margin
1. Arizona	18	76.9	57.9	+19.0
2. Utah	18	69.4	56.4	+13.0
3. UCLA	18	68.5	65.8	+2.7
4. Stanford	18	72.9	70.5	+2.4
5. Oregon	18	73.6	71.6	+2.1
6. Arizona State	18	66.8	68.8	-1.9
7. Colorado	18	67.2	70.7	-3.5
8. Oregon State	18	55.5	59.9	-4.4
9. Washington	18	67.2	73.9	-6.7
10. USC	18	66.0	73.2	-7.2
11. Washington State	18	70.5	78.1	-7.6
12. California	18	65.2	72.9	-7.8

FREE THROW PERCENTAGES

	G	FTM	FTA	Pct
1. Oregon	18	244	319	.765
2. Utah	18	252	343	.735
3. Arizona	18	331	451	.734
4. Washington	18	241	332	.726
5. Stanford	18	313	436	.718
6. Washington State	18	301	426	.707
7. Oregon State	18	207	299	.692
8. Colorado	18	269	390	.690
9. UCLA	18	234	343	.682
10. Arizona State	18	268	401	.668
11. California	18	192	292	.658
12. USC	18	207	320	.647

FIELD GOAL PERCENTAGES

	G	FG	FGA	Pct
1. Arizona	18	487	1005	.485
2. Utah	18	426	901	.473
3. Oregon	18	479	1031	.465
4. UCLA	18	448	1023	.438
5. Washington State	18	423	972	.435
6. Arizona State	18	412	949	.434
7. Stanford	18	436	1016	.429
8. Washington	18	429	1002	.428
9. California	18	437	1028	.425
10. Colorado	18	424	1008	.421
11. USC	18	442	1063	.416
12. Oregon State	18	355	883	.402

FIELD GOAL PCT DEFENSE

	G	FG	FGA	Pct
1. Utah	18	361	926	.390
2. Arizona	18	353	905	.390
3. Oregon State	18	349	874	.399
4. UCLA	18	414	971	.426
5. Colorado	18	442	1024	.432
6. Stanford	18	435	1001	.435
7. USC	18	467	1068	.437
8. Oregon	18	461	1035	.445
9. California	18	469	1032	.454
10. Washington State	18	507	1072	.473
11. Arizona State	18	452	953	.474
12. Washington	18	488	1020	.478

3-POINT FIELD GOAL PERCENTAGES

	G	FG	FGA	Pct
1. Utah	18	146	362	.403
2. Stanford	18	127	334	.380
3. Oregon	18	123	333	.369
4. California	18	107	300	.357
5. UCLA	18	103	295	.349
6. Washington State	18	122	351	.348
7. Arizona	18	79	232	.341
8. Colorado	18	93	280	.332
9. USC	18	97	299	.324
10. Arizona State	18	111	343	.324
11. Washington	18	110	341	.323
12. Oregon State	18	82	274	.299

3-POINT FIELD GOAL PCT DEFENSE

	G	FG	FGA	Pct
1. Utah	18	72	249	.289
2. Oregon	18	107	347	.308
3. Oregon State	18	106	341	.311
4. Arizona	18	98	298	.329
5. USC	18	128	367	.349
6. Stanford	18	106	303	.350
7. Washington State	18	118	330	.358
8. Washington	18	105	293	.358
9. Colorado	18	129	354	.364
10. California	18	90	238	.378
11. Arizona State	18	100	262	.382
12. UCLA	18	141	362	.390

REBOUNDING OFFENSE

	G	Reb	Avg/G
1. Arizona	18	676	37.6
2. Colorado	18	661	36.7
3. Stanford	18	656	36.4
4. UCLA	18	648	36.0
5. USC	18	613	34.1
6. California	18	607	33.7
7. Oregon	18	598	33.2
8. Arizona State	18	595	33.1
9. Utah	18	587	32.6
10. Washington State	18	583	32.4
11. Washington	18	564	31.3
12. Oregon State	18	520	28.9

REBOUNDING DEFENSE

	G	Reb	Avg/G
1. Arizona	18	492	27.3
2. Utah	18	558	31.0
3. Arizona State	18	566	31.4
4. UCLA	18	583	32.4
5. Stanford	18	613	34.1
6. Oregon	18	615	34.2
7. Washington	18	621	34.5
8. Colorado	18	628	34.9
9. Oregon State	18	629	34.9
10. Washington State	18	651	36.2
11. California	18	660	36.7
12. USC	18	692	38.4

REBOUNDING MARGIN

	G	TEAM	OPP	Margin
1. Arizona	18	37.6	27.3	+10.2
2. UCLA	18	36.0	32.4	+3.6
3. Stanford	18	36.4	34.1	+2.4
4. Colorado	18	36.7	34.9	+1.8
5. Arizona State	18	33.1	31.4	+1.6
6. Utah	18	32.6	31.0	+1.6
7. Oregon	18	33.2	34.2	-0.9
8. California	18	33.7	36.7	-2.9
9. Washington	18	31.3	34.5	-3.2
10. Washington State	18	32.4	36.2	-3.8
11. USC	18	34.1	38.4	-4.4
12. Oregon State	18	28.9	34.9	-6.1

BLOCKED SHOTS

	G	Blocks	Avg/G
1. Utah	18	86	4.78
2. Oregon State	18	75	4.17
3. USC	18	73	4.06
4. Colorado	18	71	3.94
5. California	18	66	3.67
6. Oregon	18	65	3.61
7. Arizona	18	64	3.56
8. UCLA	18	60	3.33
Washington	18	60	3.33
10. Washington State	18	56	3.11
11. Stanford	18	45	2.50
12. Arizona State	18	36	2.00

ASSISTS

	G	Assists	Avg/G
1. Washington State	18	259	14.39
2. Utah	18	254	14.11
3. Arizona	18	239	13.28
4. UCLA	18	236	13.11
5. Oregon	18	225	12.50
6. USC	18	221	12.28
7. Washington	18	220	12.22
8. Arizona State	18	210	11.67
9. Stanford	18	206	11.44
10. California	18	204	11.33
11. Colorado	18	202	11.22
12. Oregon State	18	193	10.72

STEALS

	G	Steals	Avg/G
1. Oregon State	18	124	6.89
2. Arizona	18	114	6.33
3. USC	18	113	6.28
4. UCLA	18	112	6.22
5. Colorado	18	111	6.17
6. Oregon	18	100	5.56
7. Utah	18	99	5.50
8. Arizona State	18	98	5.44
9. Washington	18	87	4.83
10. Stanford	18	86	4.78
11. California	18	74	4.11
12. Washington State	18	61	3.39

TURNOVER MARGIN

	G	TEAM	OPP	Margin
1. Arizona	18	10.8	14.1	+3.33
2. Oregon State	18	11.7	14.0	+2.28
3. UCLA	18	10.8	12.1	+1.33
4. Utah	18	10.4	11.1	+0.61
5. Oregon	18	11.1	11.6	+0.50
6. Stanford	18	10.7	10.9	+0.17
7. USC	18	13.6	13.3	-0.22
8. Washington	18	11.4	10.7	-0.78
9. Arizona State	18	13.6	12.3	-1.33
10. Colorado	18	13.3	11.7	-1.56
11. California	18	11.4	9.5	-1.94
12. Washington State	18	11.1	8.7	-2.39

2014-15 INDIVIDUAL GAME HIGHS

ASSIST/TURNOVER RATIO

	G	Asst/Avg	Turn/Avg	Ratio
1. Utah	18	14.1	10.4	1.35
2. Washington State	18	14.4	11.1	1.30
3. Arizona	18	13.3	10.8	1.23
4. UCLA	18	13.1	10.8	1.22
5. Oregon	18	12.5	11.1	1.13
6. Washington	18	12.2	11.4	1.07
7. Stanford	18	11.4	10.7	1.07
8. California	18	11.3	11.4	0.99
9. Oregon State	18	10.7	11.7	0.91
10. USC	18	12.3	13.6	0.91
11. Arizona State	18	11.7	13.6	0.86
12. Colorado	18	11.2	13.3	0.85

OFFENSIVE REBOUNDS

	G	No.	Avg/G
1. UCLA	18	213	11.83
2. Colorado	18	210	11.67
3. Arizona	18	209	11.61
4. Stanford	18	202	11.22
5. Arizona State	18	190	10.56
6. USC	18	189	10.50
7. Washington	18	177	9.83
8. Oregon	18	169	9.39
9. California	18	163	9.06
10. Utah	18	151	8.39
11. Washington State	18	147	8.17
12. Oregon State	18	138	7.67

DEFENSIVE REBOUNDS

	G	No.	Avg/G
1. Arizona	18	467	25.94
2. Stanford	18	454	25.22
3. Colorado	18	451	25.06
4. California	18	444	24.67
5. Utah	18	436	24.22
Washington State	18	436	24.22
7. UCLA	18	435	24.17
8. Oregon	18	429	23.83
9. USC	18	424	23.56
10. Arizona State	18	405	22.50
11. Washington	18	387	21.50
12. Oregon State	18	382	21.22

3-POINT FIELD GOALS MADE

	G	3FG	Avg/G
1. Utah	18	146	8.11
2. Stanford	18	127	7.06
3. Oregon	18	123	6.83
4. Washington State	18	122	6.78
5. Arizona State	18	111	6.17
6. Washington	18	110	6.11
7. California	18	107	5.94
8. UCLA	18	103	5.72
9. USC	18	97	5.39
10. Colorado	18	93	5.17
11. Oregon State	18	82	4.56
12. Arizona	18	79	4.39

INDIVIDUAL PLAYER GAME HIGHS

Points

43	Booker, Askia (Colorado) at USC (1/29/15)
36	Hamilton, Isaac (UCLA) vs USC (03-12-15)

Field goals made

14	Scott, Josh (Colorado) at Washington State (03/07/15)
13	Williams-Goss, Nigel (Washington) vs Washington State (1/10/15)
13	Young, Joseph (Oregon) at Washington State (01/15/15)
13	Booker, Askia (Colorado) at USC (1/29/15)
13	Hamilton, Isaac (UCLA) vs USC (03-12-15)

Field goal attempts

27	Reinhardt, Katin (USC) vs Colorado (1/29/15)
25	Randle, Chasson (Stanford) at UCLA (01/08/15)
25	Young, Joseph (Oregon) at Washington State (01/15/15)
25	Young, Joseph (Oregon) vs Wisconsin (03-22-15)

Field goal percentage

1.000 (10-10)	Poeltl, Jakob (Utah) vs North Dakota (11/28/14)
1.000 (10-10)	Stewart, Elijah (USC) at Boston College (12-21-14)
1.000 (8-8)	Goodman, Savon (Arizona State) vs UCLA (02-18-15)
1.000 (8-8)	Poeltl, Jakob (Utah) at Washington (03/07/15)

3-Pt FG made

9	Reinhardt, Katin (USC) vs Colorado (1/29/15)
9	Alford, Bryce (UCLA) vs SMU (03/19/15)

3-Pt FG attempts

18	Reinhardt, Katin (USC) vs Colorado (1/29/15)
13	Lacy, DaVonte (Washington State) vs Idaho State (11/21/14)
13	Lacy, DaVonte (Washington State) vs Idaho (12/03/14)
13	McLaughlin, Jordan (USC) vs Utah State (12/07/14)
13	Randle, Chasson (Stanford) at UCLA (01/08/15)
13	Alford, Bryce (UCLA) at Oregon State (1/22/15)

3-Pt percentage

.833 (5-6)	Dorsey, Donaven (Washington) vs San Jose State (11/27/14)
.833 (5-6)	Booker, Askia (Colorado) vs USF (12/03/14)
.833 (5-6)	Young, Joseph (Oregon) vs Oregon State (01-03-15)
.833 (5-6)	Andrews, Andrew (Washington) at Utah (1/25/15)
.833 (5-6)	Alford, Bryce (UCLA) vs USC (03/04/15)

Free throws made

15	Randle, Chasson (Stanford) vs Rhode Island (3/22/15)
14	Booker, Askia (Colorado) vs DePaul (12/22/14)

Free throw attempts

19	Randle, Chasson (Stanford) vs Rhode Island (3/22/15)
17	Looney, Kevon (UCLA) vs Montana State (11/14/14)
17	Looney, Kevon (UCLA) vs Stanford (01/08/15)

Free throw percentage

1.000 (14-14)	Booker, Askia (Colorado) vs DePaul (12/22/14)
1.000 (12-12)	Randle, Chasson (Stanford) vs South Dakota (11/16/14)
1.000 (12-12)	Wright, Delon (Utah) at Arizona State (01-15-15)
1.000 (10-10)	Randle, Chasson (Stanford) vs Arizona (1/22/15)
1.000 (10-10)	Nastic, Stefan (Stanford) at Arizona (3/7/15)
1.000 (10-10)	Brown, Anthony (Stanford) vs Rhode Island (3/22/15)

Rebounds

19	Looney, Kevon (UCLA) vs Stanford (01/08/15)
17	Gordon, Wesley (Colorado) vs Washington (01/22/15)
17	Scott, Josh (Colorado) at Oregon (02-18-15)
17	Goodman, Savon (Arizona State) at Richmond (3/22/15)

Assists

13	Alford, Bryce (UCLA) vs Nicholls State (11/20/14)
12	Alford, Bryce (UCLA) vs Montana State (11/14/14)
12	Williams-Goss, Nigel (Washington) vs Long Beach State (11/28/14)

Steals

8	McConnell, T.J. (Arizona) vs Oregon State (1/30/15)
6	McConnell, T.J. (Arizona) vs UC Irvine (11/19/14)
6	Powell, Norman (UCLA) vs Long Beach State (11/23/14)
6	PaytonII, Gary (Oregon State) vs Grambling State (12/15/14)

Blocked shots

8	Upshaw, Robert (Washington) vs San Jose State (11/27/14)
8	Bell, Jordan (Oregon) vs Arizona State (01-10-15)

Turnovers

8	Redding, Ny (Washington State) vs UC Davis (12/28/14)
8	Blakes, Gerry (Arizona State) at Arizona (1/4/15)
8	Jacobs, Julian (USC) vs Oregon State (02/14/15)

MGM Grand Garden Arena, Las Vegas, Nev.

Wed., March 11

Session 1 (attendance: 9,024)
California 84, Washington State 59
USC 67, Arizona State 64
Session 2 (attendance: 9,875)
Colorado 78, Oregon State 71
Stanford 71, Washington 69

Thurs., March 12

Session 3 (attendance: 12,916)
Arizona 73, California 51
UCLA 96, USC 70
Session 4 (attendance: 12,916)
Oregon 93, Colorado 85
Utah 80, Stanford 56

Fri., March 13

Session 5 (attendance: 12,916)
Arizona 70, UCLA 64
Oregon 67, Utah 64

Sat., March 14

Championship (attendance: 12,916)
Arizona 80, Oregon 52

Pac-12 Tournament Recap: Arizona is the sixth different school in the last seven years to win the Pac-12 Tournament crown . . . The last time the Conference regular season champion also won the Conference tournament title was 2008 (UCLA) . . . The Wildcats were able to withstand a strong start from the Ducks and went on to win by a score of 80-52. Arizona's Brandon Ashley was named Tournament MOP after he had 20 points and five rebounds in the championship game . . . The last four of the six sessions were sold out with a capacity of 12,916. The Tournament drew 70,563 fans (11,761 per session) with four of the six session sold out at 12,916 fans per session . . . Arizona's Sean Miller won his first Pac-12 Tournament title . . . Arizona has played in the Tournament championship game nine times, posting a 5-4 record. It has appeared in four of the last five championship games . . . The Pac-12 Tournament Championship Game featured three 2015 NBA draft picks, (1st Round: Stanley Johnson-ARIZ, Rondae Hollis-Jefferson-ARIZ, 2nd Round: Joseph Young-ORE).

Pac-12 All-Tournament:

Rondae Hollis-Jefferson, Arizona
T.J. McConnell, Arizona
Stanley Johnson, Arizona
Joseph Young, Oregon
Delon Wright, Utah
Brandon Ashley, Arizona - Most Outstanding Player



Arizona's Brandon Ashley, the Pac-12 Tournament Most Outstanding Player

2015 POSTSEASON RECAP

NCAA TOURNAMENT

NCAA SECOND ROUND

MARCH 19 AND 20

OREGON 79, Oklahoma State 73 (Omaha, Neb.)
ARIZONA 93, Texas Southern 72 (Portland, Ore.)
UCLA 60, SMU 59 (Louisville, Ky.)
UTAH 57, Stephen F. Austin 50 (Portland, Ore.)

NCAA THIRD ROUND

MARCH 21 AND 22

Wisconsin 72, OREGON 65 (Omaha, Neb.)
ARIZONA 73, Ohio State 58 (Portland, Ore.)
UCLA 92, UAB 75 (Louisville, Ky.)
UTAH 75, Georgetown 64 (Portland, Ore.)

NCAA REGIONAL SEMIFINAL

MARCH 26 AND 27

ARIZONA 68, Xavier 62 (Los Angeles, Calif.)
Gonzaga 74, UCLA 62 (Houston, Texas)
Duke 63, Utah 57 (Houston, Texas)

NCAA REGIONAL SEMIFINAL

MARCH 28 AND 29

Wisconsin 85, ARIZONA 78 (Los Angeles, Calif.)

NIT

FIRST ROUND - March 17

STANFORD 77, UC Davis 64 (Palo Alto, Calif.)

FIRST ROUND - March 18

ARIZONA STATE 68, Connecticut 61 (Storrs, Conn.)

SECOND ROUND - March 22

STANFORD 74, Rhode Island 64 (Palo Alto, Calif.)
Richmond 76, ARIZONA STATE 70 (Richmond, Va.)

QUARTERFINAL - March 24

STANFORD 78, Vanderbilt 75 (Palo Alto, Calif.)

SEMIFINAL - March 31

STANFORD 67, Old Dominion 60 (New York, N.Y.)

FINAL - April 2

STANFORD 66, Miami (Fla.) 64 (OT) (New York, N.Y.)

CBI

FIRST ROUND - March 18

COLORADO 87, Gardner Webb 78 (Boulder, Colo.)

QUARTERFINAL - March 23

Seattle 72, COLORADO 65 (Seattle, Wash.)



Rosco Allen, Stanford

