

2016 Pac-12 Men's Basketball  
Tournament Champion

# 2016 MEN'S BASKETBALL PROSPECTUS





**2016-17 PAC-12  
MEN'S BASKETBALL  
PROSPECTUS** (UPDATED 10/10)

Pac-12 Notebook .....2  
 Arizona Wildcats .....4  
 Arizona State Sun Devils.....6  
 California Golden Bears.....8  
 Colorado Buffaloes .....10  
 Oregon Ducks .....12  
 Oregon State Beavers.....14  
 Stanford Cardinal .....16  
 UCLA Bruins.....18  
 USC Trojans.....20  
 Utah Utes .....22  
 Washington Huskies.....24  
 Washington State Cougars.....26  
 2015-16 Review/Statistics .....28  
 Postseason Recap.....37

**ATHLON SPORTS' PRESEASON FIRST TEAM ALL-AMERICANS**



Dillon Brooks, Oregon



Markelle Fultz, Washington



Ivan Rabb, California

**ATHLON SPORTS'  
PRESEASON FIRST TEAM ALL-AMERICANS**

**FIRST TEAM**

|                |     |   |            |
|----------------|-----|---|------------|
| Grayson Allen  | Jr. | G | Duke       |
| Dillon Brooks  | Jr. | F | Oregon     |
| Markelle Fultz | Fr. | G | Washington |
| Josh Hart      | Sr. | G | Villanova  |
| Ivan Rabb      | So. | F | California |

**Pac-12 Men's Basketball Media Day**  
 Friday, Oct. 21, 2016  
 Pac-12 Conference/Pac-12 Networks Studios  
 San Francisco, Calif.

**Pac-12 Men's Basketball Tournament**  
 March 8-11, 2017  
 T-Mobile Arena • Las Vegas, Nev.

# 2016 PAC-12 MEN'S BASKETBALL MEDIA DAY STUDENT-ATHLETE ATTENDEES



Allonzo Trier, Arizona



Tra Holder, Arizona State



Jabari Bird, California



Wesley Gordon, Colorado



Tyler Dorsey, Oregon



Tres Tinkle, Oregon State



Reid Travis, Stanford



Isaac Hamilton, UCLA




Elijah Stewart, USC



Kyle Kuzma, Utah



Malik Dime, Washington



Josh Hawkinson,  
Washington State

## RETURNING STARTERS (34)

### Arizona (2)

Kadeem Allen, Sr., G ..... 8.4 ppg/3.6 apg  
Allonzo Trier, So., G ..... 14.8 ppg/3.3 rpg

### Arizona State (2)

Tra Holder, Jr., G ..... 14.2 ppg/3.7 apg  
Obinna Oleka, Sr., F ..... 9.6 ppg/6.1 rpg

### California (2)

Jabari Bird, Sr., G ..... 10.4 ppg/3.3 rpg/61 3FG  
Ivan Rabb, So., F ..... 12.5 ppg/8.6 rpg

### Colorado (4)

Dominique Collier, Jr., G ..... 7.5 ppg/2.7 apg  
Josh Fortune, R Sr., G ..... 10.3 ppg/4.0 rpg  
Wesley Gordon, R Sr., F ..... 7.2 ppg/7.6 rpg/2.0 bpg  
George King, R Jr., G ..... 13.6 ppg/4.7 rpg/68 3FG

### Oregon (4)

Casey Benson, So., G ..... 6.0 ppg/3.1 apg/4.9 ast/to  
Chris Boucher, Sr., F ..... 12.1 ppg/7.4 rpg/2.9 bpg  
Dillon Brooks, Jr., F ..... 16.7 ppg/5.4 rpg/3.1 apg  
Tyler Dorsey, So., G ..... 13.4 ppg/4.3 rpg/67 3FG

### Oregon State (2)

Drew Eubanks, So., F ..... 7.6 ppg/4.6 rpg/1.2 bpg  
Tres Tinkle, So., F ..... 13.1 ppg/5.4 rpg

### Stanford (4)

Marcus Allen, Sr., G ..... 11.1 ppg/3.9 rpg/1.9 apg  
Michael Humphrey, Jr., F ..... 10.3 ppg/6.4 rpg/1.3 bpg  
Dorian Pickens, Jr., G/F ..... 12.3 ppg/3.6 rpg/52 3FG  
Christian Sanders, Sr., G ..... 4.3 ppg/2.6 apg

### UCLA (4)

Bryce Alford, Sr., G ..... 16.1 ppg/5.2 apg/73 3FG  
Isaac Hamilton, Sr., G ..... 16.8 ppg/4.2 rpg/3.3 apg  
Aaron Holiday, So., G ..... 10.3 ppg/4.0 apg/1.4 spg  
Thomas Welsh, Jr., C ..... 11.2 ppg/8.5 rpg

### USC (3)

Bennie Boatwright, So., F ..... 11.5 ppg/5.2 rpg/60 3FG  
Jordan McLaughlin, Jr., G ..... 13.4 ppg/4.7 apg  
Elijah Stewart, Jr., G ..... 9.8 ppg/60 3FG

### Utah (2)

Lorenzo Bonam, Sr., G ..... 10.8 ppg/5.7 rpg  
Kyle Kuzma, R Jr., F ..... 10.2 ppg/3.3 rpg

### Washington (2)

Noah Dickerson, So., F ..... 7.5 ppg/5.2 rpg  
Matisse Thybulle, So., F ..... 6.2 ppg/3.2 rpg

### Washington State (3)

Charles Callison, Sr., G ..... 7.9 ppg  
Ike Iroegbu, Sr., G ..... 12.7 ppg/3.6 apg  
Josh Hawkinson, Sr., F ..... 15.4 ppg/11.1 rpg

**LINDY'S TOP 10**

1. Oregon
2. Kansas
3. Duke
4. Villanova
5. Kentucky

### DUCKS DYNASTY?

OREGON swept both the Pac-12 regular-season and tournament titles en route to a school-record 31 victories in 2016. The Ducks will likely be the heavy favorites to repeat in 2017, armed with returning scoring, rebounding and assists production among the top 3 in the Pac-12.

Coming off an NCAA Tournament No. 1 seed and Elite Eight appearance, Oregon will likely also be pegged a national championship contender and with that the top candidate to be the Pac-12's first Final Four team since the last of UCLA's three consecutive appearances in 2008, and the league's first NCAA champion since ARIZONA in 1997.

### CHALLENGING NON-CONFERENCE SLATE

Pac-12 teams posted a combined record of 117-33 during the non-conference portion of their 2015-16 schedules, second-best nationally in terms of win percentage (.780) and wins per school (9.8) behind only the Big 12.

On the docket in 2016-17, Pac-12 members currently have a total of 151 non-conference games scheduled. Including potential matchups in early season tournaments, nearly half of those games could come against opponents which reached postseason play in 2015-16:

| Potential Opponents | '16 NAAs | '16 Postseason |
|---------------------|----------|----------------|
| Total               | 38       | 72             |
| Home                | 10       | 35             |
| Road/Neutral        | 28       | 37             |

Including only scheduled opponents, more than a third of non-conference contests will be against 2015-16 postseason teams, many of which will come at road or neutral sites:

| Scheduled Opponents | '16 NAAs | '16 Postseason |
|---------------------|----------|----------------|
| Total               | 26       | 60             |
| Home                | 10       | 36             |
| Road/Neutral        | 16       | 24             |

// Average 2015-16 RPI of scheduled OOC opponents: 154  
 // Average 2015-16 Win% of scheduled OOC opponents: .510  
 // 20 games scheduled vs. Power 5 opponents, 17 at road or neutral sites, with the possibility for 11 additional meetings on neutral courts in early season tournaments.

### ENCORE, ENCORE?

The Pac-12 will be seeking to repeat one of its most competitive and successful men's basketball seasons in its history. Several benchmarks headlined the 2015-16 campaign:

- // Seven Pac-12 teams earned NCAA Tournament bids, the most in league history.
- // The Pac-12 was the toughest conference in the country to win on the road in 2015-16 (31-77, .287). Dating to its expansion to 10 teams in 1978-79, 2015-16 was the toughest road slate in league history.
- // Four Pac-12 teams appeared in the final AP Top 25, the most for the league since 2007. At least three teams finished in the USA Today Coaches Top 25 for the third consecutive season.
- // After just a combined five conference contests between ranked foes the previous six seasons, there were seven instances of AP Top 25 ranked Pac-12 teams facing off in 2015-16, the most for the conference since 10 in 2007-08.
- // Nine Pac-12 teams finished inside the NCAA RPI Top 100, tied for the second-most by any conference in the country behind only the ACC's 11. Seven Pac-12 teams finished in the RPI Top 75, also tied for second-most nationally, and six ranked in the RPI Top 50, tied for the third-most.
- // All Pac-12 teams finished with a Strength of Schedule in the Top 100, one of two conferences in the country to have all its teams in the Top 100 (Big 12). Eight Pac-12 teams posted a non-conference SOS in the Top 100, tied with the SEC for the most in the nation.

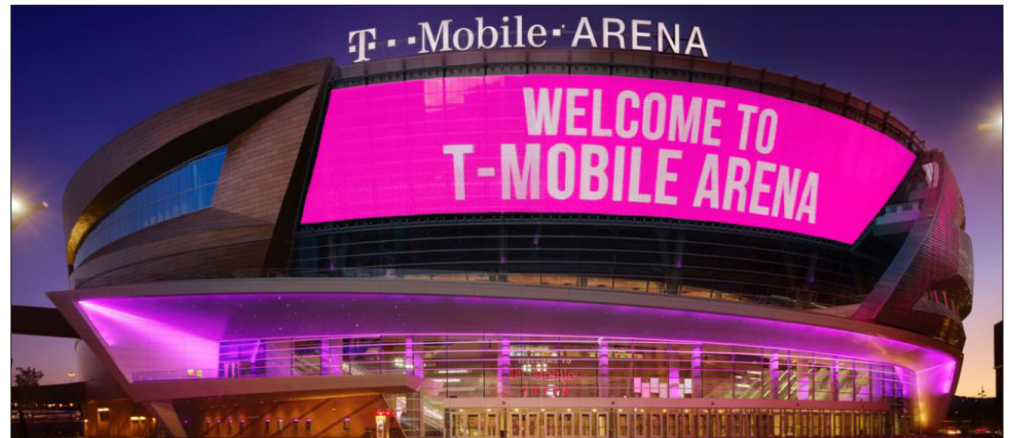


### WELCOME BACK TO THE WEST

The NCAA Tournament's Final Four will be held in the western United States for the first time in more than two decades when ARIZONA STATE serves as host at University of Phoenix Stadium in Glendale, Ariz on April 1 and 3. The Final Four's last venture west came 22 years ago in 1995 when UCLA defeated Arkansas, 89-78, at the Kingdome in Seattle for its NCAA-record 11th national championship.


// The Bay Area will welcome its first NCAA Tournament Regional since 2007 when the Pac-12 handles host duties at the SAP Center in San Jose on March 23 and 25.

// Pac-12 member UTAH will play host to NCAA First and Second Round contests at Vivint Smart Home Arena in Salt Lake City on March 16 and 18.



### A NEW VENUE TO CROWN THE WEST'S BEST

After four years at the MGM Grand Garden Arena in Las Vegas, the Pac-12 Conference will begin a new three-year agreement to host its postseason tournament at the new T-Mobile Arena in 2017. Opening in April 2016 and seating more than 18,000, T-Mobile Arena will debut as host to the annual event to determine the Pac-12's automatic entrant into the NCAA Tournament from March 8-11, 2017.



### GROWING THE PAC-12 GLOBAL GAME

Following a successful first-of-its-kind event in 2015, Stanford and Harvard will participate in the 2016 Pac-12 China Game at Mercedes-Benz Arena in Shanghai on Nov. 12. The contest will tip at 11 a.m. local Shanghai time and be televised nationally in the U.S. on Friday, Nov. 11 at 7 p.m. PT on ESPN/ESPN2. Last season's Pac-12 China Game between Washington and Texas - the first regular-season contest by a U.S. sports league, professional or collegiate, in China - was an overwhelming success with more than 7,000 fans at Mercedes-Benz Arena and an ESPN audience in the U.S. witnessing a fast-paced game won by the Pac-12's Huskies, 77-71.

// Following an All-Star tour of Australia in July, the Pac-12 and FOX Sports Australia have reached a multi-year partnership to televise league games in the country - 21 games including a Game of the Week and eight Pac-12 Tournament games will air in Australia in 2016-17.

// 28 international student-athletes from 20 different countries appear on Pac-12 rosters for 2016-17, including multiple players from Canada (6), Democratic Republic of Congo (2), England (2) and Senegal (2).

# Pac-12 Notebook

**PAC-12 MEN'S BASKETBALL MEDIA DAY**

Pac-12 Conference - San Francisco, Calif.  
Friday, October 21, 2016



## NEW CARD ON THE BLOCK


The league's lone coaching change comes at STANFORD where Jerod Haase takes over a Cardinal team that returns four starters and the most scoring, rebounds, steals and blocks in the Pac-12 from last season.

The 18th men's basketball coach in Stanford history arrives from UAB, where he went 80-53 in four seasons and led the Blazers to the 2015 NCAA Tournament and a 2016 Conference USA regular-season title.

Haase's addition further highlights the prowess of Pac-12 coaches who were standout collegians:

- All 12 coaches played basketball collegiately, the only Power 5 conference in which that is the case. Ten played at the Division I level, trailing only 12 from the 15-team ACC.

- Five of the Pac-12's coaches were both drafted and played in the NBA (Alford, Hurley, Krystkowiak, Martin, Romar). The other Power 5 conferences have three combined NBA draftees and players (Danny Manning, Kim Anderson, Bryce Drew).



## NEW KIDS ON THE BLOCK

Along with 34 returning starters among nearly 90 returning players, more than 70 newcomers - players set to make their league debut in 2016-17 - will dot the rosters of Pac-12 men's basketball programs this season.

- 45 freshmen, including McDonald's All-Americans **Lonzo Ball** and **TJ Leaf** (UCLA), **Markelle Fultz** (WASH), **Kobi Simmons** (ARIZ).

- Of the 45 freshmen there are 18 Scout Top 100 signees, 15 247 Sports Top 100 signees and a dozen ESPN Top 100 signees.

- 24 transfers and seven redshirt newcomers



## 2016 PAC-12 RECRUITING CLASS RANKINGS

|                     |                     |                     |
|---------------------|---------------------|---------------------|
| <b>ESPN</b>         | <b>Scout</b>        | <b>247 Sports</b>   |
| UCLA - #5           | UCLA - #4           | Arizona - #6        |
| Arizona - #7        | Arizona - #7        | UCLA - #10          |
| Arizona State - #16 | Oregon - #17        | Oregon - #19        |
| USC - #31           | Washington - #18    | Arizona State - #20 |
| Washington - #32    | Arizona State - #23 | USC - #33           |
| Oregon - #37        |                     | Washington - #35    |
|                     |                     | Utah - #38          |

## TEAM PRODUCTION RETURNING IN 2016-17

### SCORING

|                     |       |
|---------------------|-------|
| 1. Stanford         | 77.5% |
| 2. UCLA             | 77.0% |
| 3. Oregon           | 69.0% |
| 4. Washington State | 66.8% |
| 5. Colorado         | 63.0% |
| 6. USC              | 50.6% |
| 7. California       | 45.1% |
| 8. Arizona State    | 44.0% |
| 9. Oregon State     | 43.5% |
| 10. Arizona         | 42.0% |
| 11. Washington      | 36.0% |
| 12. Utah            | 31.0% |

### REBOUNDING

|                     |       |
|---------------------|-------|
| 1. Stanford         | 78.8% |
| 2. Oregon           | 72.5% |
| 3. Washington State | 66.8% |
| 4. Colorado         | 63.9% |
| 5. California       | 63.6% |
| 6. UCLA             | 63.3% |
| 7. Washington       | 47.7% |
| 8. USC              | 44.7% |
| 9. Oregon State     | 41.6% |
| 10. Arizona State   | 36.7% |
| 11. Arizona         | 33.3% |
| 12. Utah            | 28.8% |

### THREE-POINT FIELD GOALS

|                     |       |
|---------------------|-------|
| 1. UCLA             | 94.5% |
| 2. Colorado         | 74.2% |
| Oregon              | 74.2% |
| 4. Stanford         | 67.4% |
| 5. USC              | 66.2% |
| 6. Washington State | 58.2% |
| 7. Arizona State    | 54.3% |
| 8. Washington       | 41.4% |
| 9. Arizona          | 39.8% |
| 10. California      | 37.7% |
| 11. Oregon State    | 35.3% |
| 12. Utah            | 18.3% |

### ASSISTS

|                     |       |
|---------------------|-------|
| 1. UCLA             | 87.3% |
| 2. Stanford         | 85.7% |
| 3. Oregon           | 71.0% |
| 4. Washington State | 68.0% |
| 5. Colorado         | 64.3% |
| 6. Arizona          | 61.7% |
| 7. Arizona State    | 54.1% |
| 8. USC              | 49.6% |
| 9. California       | 45.9% |
| 10. Utah            | 29.8% |
| 11. Washington      | 27.6% |
| 12. Oregon State    | 16.7% |

### STEALS

|                     |       |
|---------------------|-------|
| 1. Stanford         | 82.8% |
| 2. UCLA             | 74.3% |
| 3. Colorado         | 66.1% |
| 4. Oregon           | 58.5% |
| 5. Washington State | 58.3% |
| 6. Arizona State    | 50.6% |
| 7. USC              | 50.2% |
| 8. California       | 49.6% |
| 9. Oregon           | 46.3% |
| 10. Washington      | 42.6% |
| 11. Oregon State    | 38.6% |
| 12. Utah            | 26.6% |

### BLOCKS

|                      |       |
|----------------------|-------|
| 1. Stanford          | 94.7% |
| 2. Oregon            | 85.1% |
| 3. California        | 78.8% |
| 4. Oregon State      | 67.9% |
| Washington           | 67.9% |
| 6. Colorado          | 63.1% |
| 7. USC               | 61.0% |
| 8. UCLA              | 46.4% |
| 9. Arizona           | 43.5% |
| 10. Washington State | 42.8% |
| 11. Arizona State    | 30.2% |
| 12. Utah             | 25.5% |

## CAREER LEADERS RETURNING IN 2016-17

### POINTS

|                              |           |
|------------------------------|-----------|
| Bryce Alford (Sr.), UCLA     | 1364      |
| Dillon Brooks (Jr.), ORE     | 1048      |
| Xavier Johnson (Sr.), COLO   | 988       |
| Josh Hawkinson (Sr.), WSU    | 935       |
| Isaac Hamilton (Jr.), UCLA   | 919       |
| Ike Iroegbu (Sr.), WSU       | 842       |
| Jabari Bird (Sr.), CAL       | 840       |
| Jordan McLaughlin (Jr.), USC | 722       |
| Tra Holder (Jr.), ASU        | 679       |
| Wesley Gordon (Sr.), COLO    | 654       |
| *Josh Fortune (Sr.), COLO    | 351 (832) |

### REBOUNDS

|                              |           |
|------------------------------|-----------|
| Josh Hawkinson (Sr.), WSU    | 700       |
| Wesley Gordon (Sr.), COLO    | 679       |
| Xavier Johnson (Sr.), COLO   | 515       |
| Thomas Welsh (Jr.), UCLA     | 400       |
| Dillon Brooks (Jr.), ORE     | 382       |
| Jordan Bell (Jr.), ORE       | 377       |
| Bryce Alford (Sr.), UCLA     | 301       |
| Ivan Rabb (So.), CAL         | 290       |
| Chris Boucher (Sr.), ORE     | 280       |
| Michael Humphrey (Jr.), STAN | 272       |
| *Josh Fortune (Sr.), COLO    | 135 (324) |

### THREE-POINT FIELD GOALS

|                              |          |
|------------------------------|----------|
| Bryce Alford (Sr.), UCLA     | 213      |
| Jabari Bird (Sr.), CAL       | 122      |
| Isaac Hamilton (Jr.), UCLA   | 119      |
| Elijah Stewart (Jr.), USC    | 97       |
| Xavier Johnson (Sr.), COLO   | 91       |
| Jordan McLaughlin (Jr.), USC | 84       |
| Ike Iroegbu (Sr.), WSU       | 83       |
| Kodi Justice (Jr.), ASU      | 77       |
| Dillon Brooks (Jr.), ORE     | 76       |
| George King (Jr.), COLO      | 72       |
| *Josh Fortune (Sr.), COLO    | 55 (146) |

### ASSISTS

|                               |          |
|-------------------------------|----------|
| Bryce Alford (Sr.), UCLA      | 445      |
| Ike Iroegbu (Sr.), WSU        | 263      |
| Jordan McLaughlin (Jr.), USC  | 261      |
| Tra Holder (Jr.), ASU         | 232      |
| Sam Singer (Sr.), CAL         | 226      |
| Isaac Hamilton (Jr.), UCLA    | 222      |
| Casey Benson (Jr.), ORE       | 189      |
| Dillon Brooks (Jr.), ORE      | 184      |
| Dominique Collier (Jr.), COLO | 135      |
| Aaron Holiday (So.), UCLA     | 127      |
| *Josh Fortune (Sr.), COLO     | 75 (196) |

### STEALS

|                               |         |
|-------------------------------|---------|
| Marcus Allen (Sr.), STAN      | 110     |
| Jordan McLaughlin (Jr.), USC  | 88      |
| Bryce Alford (Sr.), UCLA      | 87      |
| Isaac Hamilton (Jr.), UCLA    | 65      |
| Jordan Bell (Jr.), ORE        | 62      |
| Ike Iroegbu (Sr.), WSU        | 60      |
| Dillon Brooks (Jr.), ORE      | 58      |
| Dominique Collier (Jr.), COLO | 56      |
| Sam Singer (Sr.), CAL         | 52      |
| Elijah Stewart (Jr.), USC     | 52      |
| *Josh Fortune (Sr.), COLO     | 26 (82) |

### BLOCKS

|  |     |
|--|-----|
| Wesley Gordon (Sr.), COLO              | 156 |
| Jordan Bell (Jr.), ORE                 | 146 |
| Chris Boucher (Sr.), ORE               | 110 |
| Malik Dime (Sr.), WASH                 | 86  |
| Thomas Welsh (Jr.), UCLA               | 71  |
| Josh Hawkinson (Sr.), WSU              | 69  |
| Elijah Stewart (Jr.), USC              | 62  |
| Michael Humphrey (Jr.), STAN           | 61  |
| Kingsley Okoroh (Jr.), CAL             | 61  |
| Chimezie Metu (So.), USC               | 54  |
| * Includes COLO total (Transfer total) |     |



## Sean Miller Head Coach

Career record: 308-108 (12 years)  
at Arizona: 188-61 (7 years)  
in Pac-12: 91-35 (7 years)



## Allonzo Trier Sophomore Guard

- Named to 2015-16 Pac-12 All-Freshmen Team
- Arizona's leading returner in scoring (14.8 ppg) and made three pointers (40).



## WILDCAT FACTS

Location:.....Tucson, AZ 85721  
Founded/Enrollment:.....1885/42,236  
Colors: ..... Cardinal & Navy  
Home Court: ..... McKale Center (14,538/1973)  
Press Row Phone:..... (520) 621-4334  
President:.....Dr. Ann Weaver Hart  
Faculty Rep: ..... Jory Hancock  
Athletic Director: .....Greg Byrne  
Associate Head Coach: .....Joe Pasternack  
Assistant Coaches: ..... Emanuel Richardson, Mark Phelps  
Basketball Office Phone: ..... (520) 621-2430  
SID: ..... Jeremy Sharpe  
Basketball SID: ..... Matt Ensor  
E-mail: .....mensor@email.arizona.edu  
..... cell: (541) 513-6627  
SID Phone: ..... (520) 621-0916  
Website:.....www.arizonawildcats.com

## 2016-17 ARIZONA SCHEDULE

### November

|            |                           |             |       |
|------------|---------------------------|-------------|-------|
| Fri., 11   | vs. Michigan State (1)    | 4 p.m.      | ESPN  |
| Tues., 15  | CSU BAKERSFIELD           | 7 p.m.      | PAC12 |
| Fri., 18   | SACRED HEART (2)          | 7 p.m.      | PAC12 |
| Mon., 21   | NORTHERN COLORADO (2)     | 6 p.m.      | PAC12 |
| Thurs., 24 | vs. Santa Clara (3)       | 7:30 p.m.   | FS1   |
| Fri., 25   | vs. Butler/Vanderbilt (3) | 5/7:30 p.m. | FS1   |
| Wed., 30   | TEXAS SOUTHERN            | 6 p.m.      | PAC12 |

### December

|           |                   |           |       |
|-----------|-------------------|-----------|-------|
| Sat., 3   | vs. Gonzaga (4)   | 2:30 p.m. | ESPN  |
| Tues., 6  | UC IRVINE         | 7 p.m.    | PAC12 |
| Sat., 10  | at Missouri       | 9 a.m.    | ESPN2 |
| Wed., 14  | GRAND CANYON      | 8 p.m.    | ESPNU |
| Sat., 17  | vs. Texas A&M (5) | 9 a.m.    | ESPN2 |
| Tues., 20 | NEW MEXICO        | 6 p.m.    | PAC12 |
| Fri., 30  | at California *   | 8 p.m.    | ESPN2 |

### January

|            |                    |            |       |
|------------|--------------------|------------|-------|
| Sun., 1    | at Stanford *      | 5 p.m.     | PAC12 |
| Thurs., 5  | UTAH *             | 7 p.m.     | FS1   |
| Sat., 7    | COLORADO *         | 6:30 p.m.  | PAC12 |
| Thurs., 12 | ARIZONA STATE *    | 6 p.m.     | ESPN2 |
| Thurs., 19 | at USC *           | 6 p.m.     | PAC12 |
| Sat., 21   | at UCLA *          | 1 p.m.     | CBS   |
| Thurs., 26 | WASHINGTON STATE * | 6:30 p.m.  | PAC12 |
| Sun., 29   | WASHINGTON *       | 12:30 p.m. | FOX   |

### February

|            |                       |        |       |
|------------|-----------------------|--------|-------|
| Thurs., 2  | at Oregon State *     | 6 p.m. | ESPN2 |
| Sat., 4    | at Oregon *           | TBD    | ESPN2 |
| Wed., 8    | STANFORD *            | 8 p.m. | FS1   |
| Sat., 11   | CALIFORNIA *          | TBD    | ESPN2 |
| Thurs., 16 | at Washington State * | 6 p.m. | FS1   |
| Sat., 18   | at Washington *       | 5 p.m. | ESPN2 |
| Thurs., 23 | USC *                 | 7 p.m. | PAC12 |
| Sat., 25   | UCLA *                | TBD    | ESPN2 |

### March

|         |                       |        |     |
|---------|-----------------------|--------|-----|
| Sat., 4 | at Arizona State *    | 1 p.m. | CBS |
| 8-11    | Pac-12 Tournament (6) |        |     |

- (1) Armed Forces Classic, Honolulu, Hawaii (Stan Sheriff Center)  
(2) Continental Tire Las Vegas Invitational, Tucson, Ariz. (McKale Center)  
(3) Continental Tire Las Vegas Invitational, Las Vegas, Nev. (Orleans Arena)  
(4) HoopHall LA '16, Los Angeles, Calif. (STAPLES Center)  
(5) Houston, Texas (Toyota Center)  
(6) Las Vegas, Nev. (T-Mobile Arena)

\* Pac-12 Game  
Game times PT

## ARIZONA NUMERICAL ROSTER

| No. | Name                      | Pos. | Ht.  | Wt. | Yr.   | Exp. | Hometown/Last School                                     |
|-----|---------------------------|------|------|-----|-------|------|--|
| 0   | Parker Jackson-Cartwright | G    | 5-11 | 170 | Jr.   | 2L   | Los Angeles, Calif./Sierra Canyon HS                     |
| 1   | Rawle Alkins              | G    | 6-5  | 220 | Fr.   | HS   | Brooklyn, NY/Word of God Academy                         |
| 2   | Kobi Simmons              | G    | 6-5  | 175 | Fr.   | HS   | Atlanta, Georgia/St. Francis HS                          |
| 3   | Dylan Smith#              | G    | 6-5  | 170 | So.   | TR   | Mobile, Ala./UNC Asheville                               |
| 5   | <b>Kadeem Allen*</b>      | G    | 6-3  | 205 | R-Sr. | 1L   | Wilmington, N.C./Hutchinson CC                           |
| 10  | Lauri Markkanen           | F    | 7-0  | 230 | Fr.   | HS   | Jyväskylä, Finland/Helsinki Academy                      |
| 14  | Dušan Ristić              | C    | 7-0  | 245 | Jr.   | 2L   | Novi Sad, Serbia/Sunrise Christian Academy               |
| 20  | Talbott Denny             | F    | 6-5  | 215 | Sr.   | TR   | Tucson, Ariz./Lipscomb                                   |
| 21  | Chance Comanche           | C    | 6-11 | 215 | So.   | 1L   | Beverly Hills, Calif./Beverly Hills HS                   |
| 24  | Ray Smith*                | F    | 6-8  | 220 | R-Fr. | HS   | Las Vegas, Nev./Las Vegas HS                             |
| 25  | Keanu Pinder              | F    | 6-9  | 220 | Jr.   | JC   | Perth, Australia/Hutchinson CC                           |
| 35  | <b>Allonzo Trier</b>      | G    | 6-5  | 205 | So.   | 1L   | Seattle, Wash./Findlay Prep (Nev.)                       |
| 50  | Tyler Trillo^             | G    | 5-11 | 170 | So.   | TR   | Southbury, Conn./Terryville HS/Roger Williams University |
| 51  | Paulo Cruz                | G    | 6-4  | 210 | So.   | 1L   | San Diego, Calif./Francis Parker HS                      |
| 55  | Jake Desjardins           | F    | 6-6  | 215 | Fr.   | HS   | Henderson, Nev./Coronado HS                              |

\* - Has used redshirt year. Returning starter in **bold**. ^ - Walk-on. # - Transfer and will sit the 2016-17 season.

**STRENGTHS** – Arizona returns two starting guards in senior **Kadeem Allen** (8.4 ppg/3.6 apg) and sophomore **Allonzo Trier** (14.8 ppg/3.3 rpg), a Pac-12 All-Freshmen Team selection in 2015-16 ... Sean Miller again reloaded his roster with one of the country's best recruiting classes - ranked No. 7 by both ESPN and Scout. Guards **Kobi Simmons** and **Rawle Alkins** highlight the freshman class and give the Wildcats a loaded backcourt, though **Lauri Markkanen**, a 7-0 forward from Finland, could be the most important add as he'll partner with fellow 7-0 international **Dušan Ristić** in the frontcourt. Simmons is the 22nd McDonald's All-American to sign with Arizona all-time ... Forward **Ray Smith**, a top 30 recruit in the class of 2015, will help bolster the frontcourt after missing all of 2015-16 due to injury. He'll be joined in the post by talented JUCO transfer **Keanu Pinder** ... Arizona will enter the 2016-17 season with the nation's second-longest active Top 25 ranking streak. The Wildcats have appeared in the AP Top 25 for 78 consecutive polls, trailing only Kansas' 142 straight weeks.

Arizona lost three All-Pac-12 performers and three of its top four scorers from 2015-16 due to graduation - two of the winningest players in program history in Kaleb Tarczewski and Gabe York, as well as graduate transfer Ryan Anderson ... Along with the scoring departure, the trio of Anderson, Tarczewski and York accounted for more than half (685-of-1367) of the Wildcats' rebounds, and York made nearly half (98-of-221) of the team's three pointers in 2015-16 ... Young team's chemistry will be tested very early in year with regular-season opener against Michigan State in the Armed Forces Classic in Honolulu ... Hampered by injuries throughout 2015-16 season, bug has started early in 2016-17 as grad transfer **Talbott Denny** (Lipscomb) will miss season due to injury.

## 2015-16 ARIZONA RESULTS (25-9, 12-6)

|                 |                          |                 |                  |
|-----------------|--------------------------|-----------------|------------------|
| Nov., Fri., 13  | Pacific                  | W 79-61         | Anderson - 18    |
| Nov., Mon., 16  | Bradley                  | W 90-60         | Trier - 22       |
| Nov., Thu., 19  | Boise State (1)          | W 88-76         | York - 23        |
| Nov., Sun., 22  | Northwestern State       | W 61-42         | York - 18        |
| Nov., Thu., 26  | vs. Santa Clara (2)      | W 75-73         | Anderson - 17    |
| Nov., Fri., 27  | vs. Providence (2)       | L 65-69         | Anderson - 27    |
| Nov., Sun., 29  | vs. Boise State (3)      | W 68-59         | Allen/Trier - 13 |
| Dec., Sat., 5   | at #13 Gonzaga           | W 68-63         | York - 18        |
| Dec., Wed., 9   | Fresno State             | W 85-72         | Trier - 27       |
| Dec., Sun., 13  | Missouri                 | W 88-52         | Tollefsen - 17   |
| Dec., Wed., 16  | Northern Arizona         | W 92-37         | Tollefsen - 19   |
| Dec., Sat., 19  | UNLV                     | W 82-70         | Ristic - 20      |
| Dec., Tues., 22 | Long Beach State         | W 85-70         | Trier - 20       |
| Jan., Sun., 3   | at Arizona State *       | W 94-82         | York - 22        |
| Jan., Thu., 7   | at UCLA *                | L 84-87         | Anderson - 15    |
| Jan., Sat., 9   | at USC *                 | L 101-103 (40T) | Trier - 25       |
| Jan., Thu., 14  | Washington *             | W 99-67         | Anderson - 21    |
| Jan., Sat., 16  | Washington State *       | W 90-66         | Anderson - 15    |
| Jan., Thu., 21  | at Stanford *            | W 71-57         | York - 19        |
| Jan., Sat., 23  | at California *          | L 73-74         | York - 15        |
| Jan., Thu., 28  | #23 Oregon *             | L 75-83         | Anderson - 22    |
| Jan., Sat., 30  | Oregon State *           | W 80-63         | York - 24        |
| Feb., Wed., 3   | at Washington State *    | W 79-64         | Anderson - 31    |
| Feb., Sat., 6   | at Washington *          | W 77-72         | Anderson - 22    |
| Feb., Fri., 12  | UCLA *                   | W 81-75         | Trier - 18       |
| Feb., Sun., 14  | #23 USC *                | W 86-78         | York - 17        |
| Feb., Wed., 17  | Arizona State *          | W 99-61         | Trier - 20       |
| Feb., Wed., 24  | at Colorado *            | L 72-75         | Anderson - 19    |
| Feb., Sat., 27  | at #22 Utah *            | L 64-70         | Trier - 23       |
| Mar., Thu., 3   | #25 California *         | W 64-61         | York - 19        |
| Mar., Sat., 5   | Stanford *               | W 94-62         | York - 32        |
| Mar., Thu., 10  | vs. Colorado (4)         | W 82-78         | Trier - 23       |
| Mar., Fri., 11  | vs. #8 Oregon (4)        | L 89-95 (OT)    | York - 21        |
| Mar., Thu., 17  | vs. 11-Wichita State (5) | L 55-65         | Allen - 11       |

(1) DirecTV Wooden Legacy

(2) DirecTV Wooden Legacy Opening Games, Fullerton, Calif. (Titan Gym)

(3) DirecTV Wooden Legacy, Anaheim, Calif. (Honda Center)

(4) Pac-12 Tournament, Las Vegas, Nev. (MGM Grand Garden Arena)

(5) NCAA Tournament South Region, Providence, R.I. (Dunkin Donuts Center)

\*Pac-12 Conference Game

Rankings listed are AP

## 2015-16 ARIZONA STATISTICS (Overall: 25-9, Pac-12: 12-6/T-3rd) - Returning players in bold.

| Player                    | GP-GS     | Min/Avg   | TOTAL           |             | 3-PTS          |             | FT-A           | Pct         | REBOUNDS       |             |             | PF-FO         | A          | TO         | Blk        | Stl        | Pts         | Avg         |
|---------------------------|-----------|-----------|-----------------|-------------|----------------|-------------|----------------|-------------|----------------|-------------|-------------|---------------|------------|------------|------------|------------|-------------|-------------|
|                           |           |           | FG-A            | Pct         | 3FG-A          | Pct         |                |             | Off/Def        | Tot         | Avg         |               |            |            |            |            |             |             |
| Anderson, Ryan            | 33-33     | 963/29.2  | 174-319         | .545        | 2-7            | .286        | 155-208        | .745        | 99/235         | 334         | 10.1        | 70-1          | 26         | 63         | 20         | 23         | 505         | 15.3        |
| York, Gabe                | 34-34     | 1133/33.3 | 177-419         | .422        | 98-233         | .421        | 59-78          | .756        | 19/90          | 109         | 3.2         | 70-0          | 76         | 71         | 9          | 30         | 511         | 15.0        |
| <b>Trier, Allonzo</b>     | 27-21     | 757/28.0  | 122-262         | .466        | 40-110         | .364        | 115-145        | .793        | 12/77          | 89          | 3.3         | 52-2          | 31         | 52         | 6          | 14         | 399         | 14.8        |
| Tarczewski, Kaleb         | 26-24     | 712/27.4  | 80-150          | .533        | 0-0            | .000        | 84-118         | .712        | 67/175         | 242         | 9.3         | 77-1          | 17         | 34         | 36         | 7          | 244         | 9.4         |
| <b>Allen, Kadeem</b>      | 34-28     | 848/24.9  | 100-215         | .465        | 18-50          | .360        | 67-95          | .705        | 8/98           | 106         | 3.1         | 82-2          | 121        | 68         | 27         | 35         | 285         | 8.4         |
| <b>Ristic, Dusan</b>      | 34-9      | 561/16.5  | 94-171          | .550        | 3-8            | .375        | 52-82          | .634        | 48/80          | 128         | 3.8         | 67-1          | 27         | 42         | 23         | 5          | 243         | 7.1         |
| Tollefsen, Mark           | 34-13     | 744/21.9  | 90-175          | .514        | 26-73          | .356        | 31-39          | .795        | 42/60          | 102         | 3.0         | 64-2          | 44         | 19         | 20         | 13         | 237         | 7.0         |
| <b>Jackson-Cartwright</b> | 34-6      | 722/21.2  | 57-142          | .401        | 27-72          | .375        | 37-57          | .649        | 9/47           | 56          | 1.6         | 73-1          | 116        | 48         | 7          | 21         | 178         | 5.2         |
| Hazzard, Jacob            | 7-0       | 26/3.7    | 6-10            | .600        | 4-6            | .667        | 2-2            | 1.000       | 0/1            | 1           | 0.1         | 4-0           | 2          | 1          | 0          | 0          | 18          | 2.6         |
| Simon, Justin             | 24-0      | 180/7.5   | 23-46           | .500        | 1-3            | .333        | 9-21           | .429        | 7/22           | 29          | 1.2         | 22-0          | 8          | 14         | 6          | 7          | 56          | 2.3         |
| Pitts, Elliott            | 7-2       | 149/21.3  | 7-26            | .269        | 2-16           | .125        | 0-2            | .000        | 8/8            | 16          | 2.3         | 21-1          | 13         | 11         | 0          | 8          | 16          | 2.3         |
| <b>Comanche, Chance</b>   | 23-0      | 139/6.0   | 16-33           | .485        | 0-0            | .000        | 11-16          | .688        | 12/24          | 36          | 1.6         | 17-0          | 5          | 8          | 7          | 1          | 43          | 1.9         |
| <b>Cruz, Paulo</b>        | 6-0       | 16/2.7    | 0-2             | .000        | 0-2            | .000        | 0-0            | .000        | 0/0            | 0           | 0.0         | 2-0           | 0          | 1          | 0          | 0          | 0           | 0.0         |
| TEAM                      |           |           |                 |             |                |             |                |             |                | 63/56       | 119         | 3.5           |            | 3          |            | 10         |             |             |
| <b>ARIZONA</b>            | <b>34</b> |           | <b>946-1970</b> | <b>.480</b> | <b>221-580</b> | <b>.381</b> | <b>622-863</b> | <b>.721</b> | <b>394/973</b> | <b>1367</b> | <b>40.2</b> | <b>624-11</b> | <b>486</b> | <b>442</b> | <b>161</b> | <b>164</b> | <b>2735</b> | <b>80.4</b> |
| <b>Opponents</b>          | <b>34</b> |           | <b>853-2066</b> | <b>.413</b> | <b>204-646</b> | <b>.316</b> | <b>432-606</b> | <b>.713</b> | <b>322/732</b> | <b>1054</b> | <b>31.0</b> | <b>747-0</b>  | <b>412</b> | <b>389</b> | <b>119</b> | <b>187</b> | <b>2342</b> | <b>68.9</b> |



**Bobby Hurley**  
**Head Coach**

Career record: 57-37 (3 years)  
at Arizona State: 15-17 (1 year)  
in Pac-12: 5-13 (1 year)



**Tra Holder**  
**Junior Guard**

- More than doubled scoring output from freshman (7.0 ppg) to sophomore (14.2 ppg) seasons.
- Recorded stretch of five 20+ point games in 2015-16, longest streak for Sun Devil since James Harden in 2007-08.



**SUN DEVIL FACTS**

Location:..... Tempe, AZ 85287-2505  
Founded/Enrollment:.....1885/91,322  
Colors: ..... Maroon & Gold  
Home Court: ..... Wells Fargo Arena (10,734/1974)  
Press Row Phone:..... (480) 965-7274/4778  
President: ..... Dr. Michael Crow  
Faculty Rep: ..... Dr. Jeffrey Wilson  
Athletic Director: ..... Ray Anderson  
Associate Head Coach: ..... Rashon Burno  
Assistant Coaches: ..... Levi Watkins, Anthony Coleman  
Basketball Office Phone: ..... (480) 965-3261  
SID: ..... Mark Brand  
Basketball SID: ..... Doug Tammara  
E-mail: ..... tammara@asu.edu  
..... cell: (480) 734-7795  
Website:..... www.thesundevils.com

**2016-17 ARIZONA STATE SCHEDULE**

**November**

|          |                         |           |           |
|----------|-------------------------|-----------|-----------|
| Fri., 11 | PORTLAND STATE          | 6 p.m.    | PAC12     |
| Sun., 13 | CAL POLY                | 6 p.m.    | PAC12     |
| Thu., 17 | vs. Northern Iowa (1)   | 1:30 p.m. | ESPNU     |
| Fri., 18 | vs. Oklahoma/Tulane (1) | 2/4 p.m.  | ESPNU     |
| Sun., 20 | vs. TBD (1)             | TBD       | ESPN2/U/3 |
| Wed., 23 | CITADEL                 | 1 p.m.    | PAC12     |
| Mon., 28 | vs. Kentucky (2)        | 4 p.m.    | ESPN2     |

**December**

|           |                    |         |         |
|-----------|--------------------|---------|---------|
| Sat., 3   | UNLV               | 5 p.m.  | PAC12   |
| Tues., 6  | vs. Purdue (3)     | 4 p.m.  | ESPN    |
| Sat., 10  | at San Diego State | 4 p.m.  | CBS/SSN |
| Sat., 17  | NEW MEXICO STATE   | 5 p.m.  | PAC12   |
| Tues., 20 | CREIGHTON          | 6 p.m.  | ESPN2   |
| Thu., 22  | CENTRAL ARKANSAS   | 12 p.m. | PAC12   |
| Fri., 30  | at Stanford*       | 6 p.m.  | PAC12   |

**January**

|            |                    |           |       |
|------------|--------------------|-----------|-------|
| Sun., 1    | at California *    | 7 p.m.    | PAC12 |
| Thurs., 5  | COLORADO *         | 6 p.m.    | PAC12 |
| Sat., 7    | UTAH *             | 2 p.m.    | PAC12 |
| Thurs., 12 | at Arizona *       | 6 p.m.    | ESPN2 |
| Thurs., 19 | at UCLA *          | 8 p.m.    | FS1   |
| Sun., 22   | at USC *           | 5:30 p.m. | ESPNU |
| Wed., 25   | WASHINGTON *       | 8 p.m.    | ESPNU |
| Sun., 29   | WASHINGTON STATE * | 11 a.m.   | PAC12 |

**February**

|            |                       |           |        |
|------------|-----------------------|-----------|--------|
| Thurs., 2  | at Oregon *           | 8 p.m.    | FS1    |
| Sat., 4    | at Oregon State *     | 3 p.m.    | PAC12  |
| Wed., 8    | CALIFORNIA *          | 8 p.m.    | ESPNU  |
| Sat., 11   | STANFORD *            | 5 p.m.    | PAC12  |
| Thurs., 16 | at Washington *       | 8 p.m.    | FS1    |
| Sat., 18   | at Washington State * | 2 p.m.    | PAC12  |
| Thurs., 23 | UCLA *                | 6 p.m.    | ESPN/2 |
| Sun., 26   | USC *                 | 3:30 p.m. | PAC12  |

**March**

|         |                       |        |     |
|---------|-----------------------|--------|-----|
| Sat., 4 | at Arizona *          | 1 p.m. | CBS |
| 8-11    | Pac-12 Tournament (4) |        |     |

- (1) Puerto Rico Tip-Off, Orlando, Fla. (ESPN Wide World of Sports Complex)
- (2) Atlantis Showcase, Nassau, Bahamas (Imperial Arena at Atlantis Resort)
- (3) Jimmy V Classic, New York, N.Y. (Madison Square Garden)
- (4) Las Vegas, Nev. (T-Mobile Arena)

\* Pac-12 Game  
Game times PT

**ARIZONA STATE NUMERICAL ROSTER**

| No. | Name                | Pos. | Ht.  | Wt. | Yr. | Exp. | Hometown/Last School                                       |
|-----|---------------------|------|------|-----|-----|------|--|
| 0   | <b>Tra Holder</b>   | G    | 6-1  | 180 | Jr. | 2L   | Los Angeles, Calif./Brentwood School                       |
| 1   | Maurice O'Field     | G    | 6-5  | 205 | Jr. | JC   | Cleveland, Ohio/Midland JC                                 |
| 3   | Sam Cunliffe        | G    | 6-6  | 200 | Fr. | HS   | Seattle, Wash./Rainier Beach HS                            |
| 4   | Torian Graham       | G    | 6-5  | 195 | Sr. | JC   | Durham, N.C./Christian Faith Center Academy/Chipola JC     |
| 5   | <b>Obinna Oleka</b> | F    | 6-8  | 225 | Sr. | JC   | Washington D.C./Manatee-Sarasota College                   |
| 11  | Shannon Evans II    | G    | 6-1  | 160 | Jr. | TR   | Suffolk, Va./Hargrave Academy/Bufalo                       |
| 12  | Andre Adams         | F    | 6-9  | 225 | So. | HS   | Avondale, Ariz./Westview/IMG Academy                       |
| 13  | Vitaliy Shibel      | F    | 6-9  | 210 | Fr. | HS   | Ukraine/Lee Academy  |
| 22  | Austin Witherill    | G    | 6-0  | 170 | Jr. | 2L   | Gilbert, Ariz./Highland HS                                 |
| 23  | Romello White       | F/C  | 6-8  | 220 | Fr. | HS   | Suwannee, Ga./Wheeler HS                                   |
| 33  | Ramon Vila          | F    | 6-8  | 230 | Fr. | HS   | Barcelona, Spain/FC Barcelona                              |
| 42  | Jethro Tshisumpa    | F/C  | 6-10 | 260 | Fr. | HS   | Democratic Republic of Congo/Mountain Mission School (Va.) |
| 44  | Kodi Justice        | G    | 6-5  | 190 | Jr. | 2L   | Mesa, Ariz./Dobson HS                                      |

\*- Has used redshirt year. Returning starter in **bold**.



**STRENGTHS** – Two starters return for Year 2 under head coach **Bobby Hurley**, highlighted by 2015-16 leading scorer **Tra Holder** (14.2 ppg). The junior guard also led the Sun Devils in minutes, free throws made and attempted, and assists while finishing second in three pointers made and steals ... Forward **Obinna Oleka**, who started 18 games in his debut season from junior college, is back as ASU's leading returning rebounder (6.1 rpg) and second-leading returning scorer (9.6 ppg). Also back in the fold is wing **Kodi Justice**, who paced the Sun Devils with 60 threes a season ago ... Hurley's national champion pedigree from Duke and prior coaching success at Buffalo has paid immediate dividends on the recruiting trail. He landed ESPN's No. 16 recruiting class with the signings of Top 100 freshmen **Sam Cunliffe**, **Romello White** (will redshirt 2016-17) and **Jethro Tshisumpa**, and transfer **Shannon Evans II** is eligible this season after earning All-MAC honors and guiding Buffalo to the NCAA Tournament in 2015 ... 6-9 forwards **Andre Adams**, who missed 2015-16 with an ACL injury, and **Ramon Vila**, will seek to join frontcourt rotation.

Will once again have to navigate one of the nation's toughest non-conference slates. After participating in the Puerto Rico Tip-Off in mid-November, ASU has a three-week slate featuring consecutive games against Kentucky, UNLV, Purdue, San Diego State and Creighton, with only two of those games at home. The Sun Devils excelled in the non-league portion of their 2015-16 schedule, notching wins over conference champions Texas A&M, Belmont and Stephen F. Austin, as well as N.C. State, Creighton and UNLV ... Incoming freshman forward **Vitaliy Shibel** suffered a torn ACL this summer and will miss the season.

## 2015-16 ARIZONA STATE RESULTS (15-17, 5-13)

|                 |                              |              |                    |
|-----------------|------------------------------|--------------|--------------------|
| Nov., Fri., 13  | Sacramento State             | L 63-66      | Holder - 17        |
| Nov. Mon., 16   | Belmont (1)                  | W 83-74      | Blakes - 22        |
| Nov. Wed., 18   | Kennesaw State (1)           | W 91-53      | Oleka - 19         |
| Nov., Mon., 23  | vs. North Carolina State (2) | W 79-76      | Holder - 22        |
| Nov., Tues., 24 | vs. Marquette (2)            | L 73-78 (OT) | Holder - 15        |
| Nov., Sun., 29  | UC Santa Barbara             | W 70-68      | Goodman - 14       |
| Dec., Wed., 2   | at Creighton *               | W 79-77      | Goodman - 23       |
| Dec., Sat., 5   | #18 Texas A&M *              | W 67-54      | Atwood - 15        |
| Dec., Sat., 12  | at #5 Kentucky               | L 58-72      | Holder - 15        |
| Dec., Wed., 16  | at UNLV                      | W 66-56      | Holder - 19        |
| Dec., Sat., 19  | Houston Baptist              | W 98-79      | Justice - 20       |
| Dec., Tues., 22 | Stephen F. Austin            | W 80-73      | Atwood/Holder - 18 |
| Dec., Mon., 28  | CSU Bakersfield              | W 75-59      | Holder - 23        |
| Jan., Sun., 3   | #8 Arizona *                 | L 82-94      | Holder - 24        |
| Jan., Thu., 7   | at USC *                     | L 65-75      | Holder - 21        |
| Jan., Sat., 9   | at UCLA *                    | L 74-81      | Holder - 26        |
| Jan., Thu., 14  | Washington State *           | W 84-73      | Holder - 20        |
| Jan., Sat., 16  | Washington *                 | L 85-89      | Justice - 17       |
| Jan., Thu., 21  | at California *              | L 70-75      | Oleka - 14         |
| Jan., Sat., 23  | at Stanford *                | L 73-75      | Holder - 18        |
| Jan., Thu., 28  | Oregon State *               | W 86-68      | Oleka - 17         |
| Jan., Sun., 31  | #23 Oregon *                 | L 74-91      | Oleka - 17         |
| Jan., Wed., 3   | at Washington *              | L 83-95 (OT) | Holder - 18        |
| Feb., Sat., 6   | at Washington State *        | W 67-55      | Holder - 16        |
| Feb., Fri., 12  | #23 USC *                    | W 74-67      | Holder - 20        |
| Feb., Sun., 14  | UCLA *                       | L 65-78      | Spight - 21        |
| Feb., Wed., 17  | at #12 Arizona *             | L 61-99      | Oleka/Spight - 15  |
| Feb., Thu., 25  | at #22 Utah *                | L 46-81      | Blakes - 10        |
| Feb., Sun., 28  | at Colorado *                | L 69-79      | Holder - 16        |
| Mar., Thu., 3   | Stanford *                   | W 74-64      | Goodman - 16       |
| Mar., Sat., 5   | #25 California *             | L 65-68      | Jacobsen - 20      |
| Mar., Wed., 9   | vs. Oregon State (3)         | L 66-75      | Blakes - 20        |

(1) Legends Classic, Tempe, Ariz. (Wells Fargo Arena)

(2) Legends Classic, Brooklyn, N.Y. (Barclays Center)

(3) Pac-12 Tournament, Las Vegas, Nev. (MGM Grand Garden Arena)

\*Pac-12 Conference Game  
Rankings listed are AP

## 2015-16 ARIZONA STATE STATISTICS (Overall: 15-17, Pac-12: 5-13/11th) - Returning players in bold.

| Player                   | GP-GS     | Min/Avg   | TOTAL           |             | 3-PTS          |             | FT-A           | Pct         | REBOUNDS       |             | PF-FO       | A             | TO         | Blk        | Stl        | Pts        | Avg         |             |
|--------------------------|-----------|-----------|-----------------|-------------|----------------|-------------|----------------|-------------|----------------|-------------|-------------|---------------|------------|------------|------------|------------|-------------|-------------|
|                          |           |           | FG-A            | Pct         | 3FG-A          | Pct         |                |             | Off/Def        | Tot         |             |               |            |            |            |            |             | Avg         |
| <b>Holder, Tra</b>       | 32-32     | 1017/31.8 | 140-362         | .387        | 49-134         | .366        | 125-172        | .727        | 22/90          | 112         | 3.5         | 66-1          | 117        | 84         | 2          | 33         | 454         | 14.2        |
| Blakes, Gerry            | 32-29     | 962/30.1  | 128-332         | .386        | 47-150         | .313        | 50-69          | .725        | 34/136         | 170         | 5.3         | 94-3          | 76         | 66         | 5          | 34         | 353         | 11.0        |
| <b>Oleka, Obinna</b>     | 32-18     | 792/24.8  | 104-263         | .395        | 27-86          | .314        | 73-94          | .777        | 63/132         | 195         | 6.1         | 67-0          | 22         | 43         | 18         | 22         | 308         | 9.6         |
| Goodman, Savon           | 28-6      | 588/21.0  | 105-191         | .550        | 0-4            | .000        | 58-126         | .460        | 61/119         | 180         | 6.4         | 87-3          | 15         | 40         | 14         | 16         | 268         | 9.6         |
| Atwood, Willie           | 32-32     | 866/27.1  | 78-196          | .398        | 32-102         | .314        | 80-102         | .784        | 50/89          | 139         | 4.3         | 97-4          | 44         | 30         | 9          | 15         | 268         | 8.4         |
| <b>Justice, Kodi</b>     | 32-3      | 792/24.8  | 84-213          | .394        | 60-150         | .400        | 25-33          | .758        | 12/57          | 69          | 2.2         | 78-1          | 76         | 53         | 5          | 30         | 253         | 7.9         |
| Jacobsen, Eric           | 32-32     | 722/22.6  | 91-158          | .576        | 1-2            | .500        | 62-97          | .639        | 72/91          | 163         | 5.1         | 101-2         | 16         | 29         | 31         | 6          | 245         | 7.7         |
| Spight, Andre            | 27-8      | 526/19.5  | 60-177          | .339        | 36-114         | .316        | 23-29          | .793        | 7/17           | 24          | 0.9         | 42-0          | 34         | 20         | 0          | 13         | 179         | 6.6         |
| <b>O'Field, Maurice</b>  | 23-0      | 148/6.4   | 5-21            | .238        | 1-9            | .111        | 1-2            | .500        | 5/13           | 18          | 0.8         | 14-0          | 4          | 7          | 1          | 1          | 12          | 0.5         |
| <b>Witherill, Austin</b> | 13-0      | 18/1.4    | 1-6             | .167        | 1-5            | .200        | 2-2            | 1.000       | 0/0            | 0           | 0.0         | 0-0           | 0          | 1          | 0          | 0          | 5           | 0.4         |
| Harris, Tyler            | 8-0       | 13/1.6    | 0-0             | .000        | 0-0            | .000        | 0-0            | .000        | 0/2            | 2           | 0.3         | 0-0           | 1          | 0          | 0          | 0          | 0           | 0.0         |
| Lawson, Shazier          | 5-0       | 6/1.2     | 0-0             | .000        | 0-0            | .000        | 0-0            | .000        | 1/0            | 1           | 0.2         | 3-0           | 0          | 0          | 1          | 0          | 0           | 0.0         |
| TEAM                     |           |           |                 |             |                |             |                |             | 67/37          | 104         | 3.3         | 5             |            | 11         |            |            |             |             |
| <b>ARIZONA STATE</b>     | <b>32</b> |           | <b>796-1919</b> | <b>.415</b> | <b>254-756</b> | <b>.336</b> | <b>499-726</b> | <b>.687</b> | <b>394/783</b> | <b>1177</b> | <b>36.8</b> | <b>654-15</b> | <b>405</b> | <b>384</b> | <b>86</b>  | <b>170</b> | <b>2345</b> | <b>73.3</b> |
| <b>Opponents</b>         | <b>32</b> |           | <b>830-1812</b> | <b>.458</b> | <b>224-634</b> | <b>.353</b> | <b>483-690</b> | <b>.700</b> | <b>302/857</b> | <b>1159</b> | <b>36.2</b> | <b>670-</b>   | <b>483</b> | <b>411</b> | <b>150</b> | <b>186</b> | <b>2367</b> | <b>74.0</b> |



## Cuonzo Martin Head Coach

Career record: 165-108 (8 years)  
at California: 41-26 (2 years)  
in Pac-12: 19-17 (2 years)



## Ivan Rabb Sophomore Forward

- All-Pac-12 Second Team, Freshmen Team and All-Tournament Team selection in 2015-16.
- Along with averaging 12.5 points as a freshman, set Cal rookie record with 291 total rebounds.
- Set Pac-12 Tournament record by converting 83.3 percent of field goals (15-18) in Cal's two games at 2016 event.



## GOLDEN BEAR FACTS

Location:..... Berkeley, CA 94720  
Founded/Enrollment:..... 1868/38,204  
Colors: ..... Blue & Gold  
Home Court: ..... Haas Pavilion (11,858)  
Press Row Phone:..... (510) 642-3098  
Chancellor: ..... Nicholas B. Dirks  
Faculty Rep: ..... Bob Jacobsen  
Athletic Director: ..... Mike Williams  
Associate Head Coach: ..... Tracy Webster  
Assistant Coaches: ..... Wyking Jones, Tim O'Toole  
Basketball Office Phone: ..... (510) 642-0361  
SID ..... Herb Benenson  
Basketball SID: ..... Mara Rudolph  
E-mail ..... marar@berkeley.edu  
..... cell: (510) 384-6574  
SID Phone: ..... (510) 643-5846  
Website:..... www.calbears.com

## 2016-17 CALIFORNIA SCHEDULE

| <b>November</b> |                         |           |        |
|-----------------|-------------------------|-----------|--------|
| Fri., 11        | SOUTH DAKOTA STATE      | 7 p.m.    | PAC12  |
| Wed., 16        | UC IRVINE               | 8 p.m.    | PAC12  |
| Mon, 21         | vs. San Diego State (1) | 8 p.m.    | PAC12  |
| Fri., 25        | WYOMING                 | 8 p.m.    | PAC12  |
| Sun., 27        | SE LOUISIANA            | 5 p.m.    | PAC12  |
| Wed., 30        | LOUISIANA TECH          | 6 p.m.    | PAC12  |
| <b>December</b> |                         |           |        |
| Sat., 3         | ALCORN STATE            | 1 p.m.    | PAC12  |
| Tues., 6        | vs. Princeton (2)       | 4 p.m.    | FS1    |
| Wed., 7         | vs. Seton Hall (2)      | 4 p.m.    | FS1    |
| Sat., 10        | UC DAVIS                | 7:30 p.m. | PAC12  |
| Sat., 17        | CAL POLY                | 5 p.m.    | PAC12  |
| Wed., 21        | VIRGINIA                | 7 p.m.    | ESPN2  |
| Fri., 30        | ARIZONA *               | 8 p.m.    | ESPN2  |
| <b>January</b>  |                         |           |        |
| Sun., 1         | ARIZONA STATE *         | 7 p.m.    | PAC12  |
| Thurs., 5       | at UCLA *               | 6 p.m.    | ESPN/2 |
| Sun., 8         | at USC *                | 7 p.m.    | ESPN/2 |
| Thurs., 12      | WASHINGTON *            | 6 p.m.    | FS1    |
| Sat., 14        | WASHINGTON STATE *      | 1 p.m.    | PAC12  |
| Thurs., 19      | at Oregon *             | 6 p.m.    | ESPN/2 |
| Sat., 21        | at Oregon State *       | 7:30 p.m. | PAC12  |
| Sun., 29        | STANFORD *              | 5:30 p.m. | ESPN/2 |
| <b>February</b> |                         |           |        |
| Thurs., 2       | UTAH *                  | 6 p.m.    | PAC12  |
| Sun., 5         | COLORADO *              | 1:30 p.m. | ESPN/2 |
| Wed., 8         | at Arizona State *      | 8 p.m.    | ESPN/2 |
| Sat., 11        | at Arizona *            | TBD       | ESPN/2 |
| Fri., 17        | at Stanford *           | 7 p.m.    | FS1    |
| Fri., 24        | OREGON STATE *          | 7 p.m.    | FS1    |
| Wed., 22        | OREGON *                | 6 p.m.    | ESPN2  |
| <b>March</b>    |                         |           |        |
| Thurs., 2       | at Utah *               | 8 p.m.    | ESPN/2 |
| Sat., 4         | at Colorado *           | 11 a.m.   | PAC12  |
| 8-11            | Pac-12 Tournament (3)   |           |        |

(1) Sacramento, Calif. (Golden 1 Center)  
(2) Pearl Harbor Invitational, Honolulu, Hawaii (Bloch Arena)  
(3) Las Vegas, Nev. (T-Mobile Arena)

\* Pac-12 Game  
Game times PT

## CALIFORNIA NUMERICAL ROSTER

| No. | Name                 | Pos. | Ht.  | Wt. | Yr.    | Exp. | Hometown/Last School                                      |
|-----|----------------------|------|------|-----|--------|------|---|
| 1   | <b>Ivan Rabb</b>     | F    | 6-11 | 220 | So.    | 1L   | Oakland, Calif./Bishop O'Dowd HS                          |
| 2   | Sam Singer           | G    | 6-4  | 205 | Sr.    | 3L   | Miami, Fla./Ransom Everglades HS                          |
| 3   | Grant Mullins        | G    | 6-3  | 175 | Sr.    | GR   | Burlington, Ontario, Canada/Notre Dame Secondary/Columbia |
| 10  | Brandon Chauca       | G    | 5-9  | 160 | Jr.    | 2L   | Alexandria, Va./22 Feet Academy                           |
| 12  | Roger Moute a Bidias | F    | 6-6  | 206 | Sr.    | 3L   | Yaounde, Cameroon/Notre Dame Prep                         |
| 13  | Charlie Moore        | G    | 5-11 | 170 | Fr.    | HS   | Chicago, Ill./Morgan Park HS                              |
| 14  | Don Coleman          | G    | 6-2  | 188 | So.    | JC   | Augusta, Ga./Butler HS/Lawson State CC                    |
| 15  | Marcus Lee#          | F    | 6-9  | 224 | Sr.    | TR   | Antioch, Calif./Deer Valley HS/Kentucky                   |
| 20  | Derek King           | G    | 6-3  | 200 | Jr.    | TR   | Shanghai, China/Santa Teresa HS (Calif.)/Foothill College |
| 21  | Nick Hamilton        | G    | 6-4  | 192 | R-So.  | 1L   | Los Angeles, Calif./Westchester HS                        |
| 22  | Kingsley Okoroh      | C    | 7-1  | 260 | Jr.    | 2L   | Derby, England/Westwind Prep                              |
| 23  | <b>Jabari Bird</b>   | G    | 6-6  | 198 | Sr.    | 3L   | Vallejo, Calif./Salesian HS                               |
| 25  | Roman Davis          | F    | 6-7  | 190 | R-Fr.  | HS   | Los Angeles, Calif./Windward HS                           |
| 30  | Koko Kurdoghlian     | G    | 6-2  | 182 | Fr.    | HS   | La Cañada, Calif./La Cañada HS                            |
| 31  | Stephen Domingo      | G    | 6-7  | 217 | R-Sr.* | 1L   | San Francisco, Calif./St. Ignatius/Georgetown             |
| 42  | Cole Welle           | F    | 6-7  | 228 | Jr.    | 2L   | Aptos, Calif./Aptos HS                                    |
| 44  | Kameron Rooks        | C    | 7-0  | 250 | R-Jr.  | 2L   | San Marcos, Calif./Mission Hills HS                       |

\* - Has used redshirt year. Returning starter in **bold**. # - Transfer and will sit the 2016-17 season.

**STRENGTHS** - Returns a pair of double-digit scorers and key inside-outside combo in sophomore forward **Ivan Rabb** (12.5 ppg/8.6 rpg) and senior guard **Jabari Bird** (10.4 ppg/61 3FG). Rabb should be on short list of conference and national player of the year contenders as 6-11 pivot was widely regarded a first-round pick in the 2016 NBA Draft ... Late-season starter **Sam Singer** is back as the incumbent at point guard. Golden Bears' backcourt will be aided by addition of Top 100 point guard **Charlie Moore**, as well as immediately eligible transfers **Grant Mullins**, an All-Ivy League selection from Columbia, and **Don Coleman**, who led the Alabama Community College Conference in scoring (19.9 ppg) in his lone season at Lawson State CC ... Also return pair of 7-footers in juniors **Kingsley Okoroh** (1.5 ppg/1.9 rpg) and **Kameron Rooks** (3.6 ppg/4.9 rpg), who developed well in split time at center last season ... Added longtime assistant coach and noted in-game tactician **Tim O'Toole** to coaching staff, who spent the past two seasons in the Pac-12 at Stanford ... Will have chance to repeat perfect 18-0 record at Haas Pavilion from 2015-16 as Bears will pair nine non-conference home games with nine home league contests. Cal will leave its home state for only four trips (eight games) during the regular season.

In what was a surprise to no one, forward Jaylen Brown (14.6 ppg/5.4 rpg) departed for the NBA after earning 2016 Pac-12 Freshman of the Year honors, leaving Cal without its top two scorers from 2015-16 after senior Tyrone Wallace's (15.3 ppg/5.4 rpg) graduation ... Surprisingly, however, was the transfer of wing Jordan Mathews, who averaged 13.5 points and hit 89 threes as a junior in 2015-16.

## 2015-16 CALIFORNIA RESULTS (23-11, 12-6)

|                 |                         |              |                   |
|-----------------|-------------------------|--------------|-------------------|
| Nov., Fri., 13  | Rice                    | W 97-65      | Wallace - 20      |
| Nov., Mon., 16  | UC Santa Barbara        | W 85-67      | Wallace - 24      |
| Nov., Fri., 20  | East Carolina (1)       | W 70-62      | Wallace - 20      |
| Nov., Mon., 23  | Sam Houston State (1)   | W 89-63      | Brown/Rabb - 18   |
| Nov., Thu., 26  | vs. San Diego State (2) | L 58-72      | Rabb - 18         |
| Nov., Fri., 27  | vs. Richmond (2)        | L 90-94      | Brown - 27        |
| Dec., Tue., 1   | Seattle                 | W 66-52      | Wallace - 17      |
| Dec., Sat., 5   | at Wyoming              | W 78-72 (OT) | Wallace - 23      |
| Dec., Wed., 9   | Incarname Word          | W 74-62      | Bird - 15         |
| Dec., Sat., 12  | St. Mary's (Calif.)     | W 63-59      | Rabb - 15         |
| Dec., Sat., 19  | Coppin State            | W 84-51      | Rabb/Mathews - 13 |
| Dec., Tue., 22  | at #5 Virginia          | L 62-63 (OT) | Brown - 18        |
| Dec., Mon., 28  | Davidson                | W 86-60      | Mathews - 22      |
| Jan., Fri., 1   | Colorado *              | W 79-65      | Mathews - 22      |
| Jan., Sun., 3   | #21 Utah *              | W 71-58      | Rabb - 19         |
| Jan., Wed., 6   | at Oregon *             | L 65-68      | Brown - 20        |
| Jan., Sat., 9   | at Oregon State *       | L 71-77      | Brown - 20        |
| Jan., Thu., 14  | at Stanford *           | L 71-77      | Wallace/Bird - 17 |
| Jan., Thu., 21  | Arizona State *         | W 75-70      | Rabb - 20         |
| Jan., Sat., 23  | #12 Arizona *           | W 74-73      | Mathews - 28      |
| Jan., Wed., 27  | at Utah *               | L 64-73      | Brown - 27        |
| Jan., Sun., 31  | at Colorado *           | L 62-70      | Brown - 21        |
| Feb., Sat., 6   | Stanford *              | W 76-61      | Mathews - 18      |
| Feb., Thu., 11  | #11 Oregon *            | W 83-63      | Bird - 24         |
| Feb., Sat., 13  | Oregon State *          | W 83-71      | Bird - 23         |
| Feb., Thu., 18  | at Washington *         | W 78-75      | Brown - 23        |
| Feb., Sun., 21  | at Washington State *   | W 80-62      | Wallace - 17      |
| Feb., Thur., 25 | UCLA *                  | W 75-63      | Bird - 20         |
| Feb., Sun., 28  | USC *                   | W 87-65      | Brown/Rabb - 18   |
| Mar., Thu., 3   | at #18 Arizona *        | L 61-64      | Rabb - 15         |
| Mar., Sat., 5   | at Arizona State *      | W 68-65      | Wallace - 24      |
| Mar., Thu., 10  | vs. Oregon State (3)    | W 76-68      | Rabb - 21         |
| Mar., Fri., 11  | vs. #12 Utah (3)        | L 78-82 (OT) | Wallace - 26      |
| Mar., Fri., 18  | vs. 13-Hawai'i (4)      | L 66-77      | Mathews - 23      |

- (1) Las Vegas Invitational, Berkeley, Calif.  
 (2) Las Vegas Invitational, Las Vegas, Nev. (Orleans Arena)  
 (3) Pac-12 Tournament, Las Vegas, Nev. (MGM Grand Garden Arena)  
 (4) NCAA Tournament South Region, Spokane, Wash. (Spokane Arena)

\*Pac-12 Conference Game  
 Rankings listed are AP

## 2015-16 CALIFORNIA STATISTICS (Overall: 23-11, Pac-12: 12-6/T-3rd) - Returning players in bold.

| Player                   | GP-GS     | Min/Avg   | TOTAL           |             |                | 3-PTS       |                | FT-A        | Pct            | REBOUNDS    |             |               | PF-FO      | A          | TO         | Blk        | Stl         | Pts         | Avg |
|--------------------------|-----------|-----------|-----------------|-------------|----------------|-------------|----------------|-------------|----------------|-------------|-------------|---------------|------------|------------|------------|------------|-------------|-------------|-----|
|                          |           |           | FG-A            | Pct         | 3FG-A          | Pct         | Off/Def        |             |                | Tot         | Avg         |               |            |            |            |            |             |             |     |
| Wallace, Tyrone          | 28-25     | 901/32.2  | 151-343         | .440        | 25-84          | .298        | 100-154        | .649        | 28/122         | 150         | 5.4         | 63-0          | 124        | 76         | 12         | 27         | 427         | 15.3        |     |
| Brown, Jaylen            | 34-34     | 939/27.6  | 163-378         | .431        | 30-102         | .294        | 142-217        | .654        | 36/146         | 182         | 5.4         | 108-5         | 67         | 105        | 22         | 27         | 498         | 14.6        |     |
| Mathews, Jordan          | 34-19     | 1011/29.7 | 143-339         | .422        | 89-214         | .416        | 83-104         | .798        | 25/91          | 116         | 3.4         | 73-1          | 43         | 46         | 0          | 16         | 458         | 13.5        |     |
| <b>Rabb, Ivan</b>        | 34-34     | 975/28.7  | 161-262         | .615        | 1-2            | .500        | 103-154        | .669        | 94/197         | 291         | 8.6         | 105-6         | 32         | 53         | 42         | 18         | 426         | 12.5        |     |
| <b>Bird, Jabari</b>      | 33-22     | 883/26.8  | 125-271         | .461        | 61-149         | .409        | 31-46          | .674        | 25/85          | 110         | 3.3         | 55-0          | 31         | 27         | 11         | 17         | 342         | 10.4        |     |
| <b>Singer, Sam</b>       | 34-9      | 678/19.9  | 49-123          | .398        | 10-37          | .270        | 19-31          | .613        | 16/70          | 86          | 2.5         | 70-3          | 90         | 47         | 2          | 17         | 127         | 3.7         |     |
| <b>Rooks, Kameron</b>    | 33-10     | 566/17.2  | 47-82           | .573        | 0-0            | .000        | 26-46          | .565        | 63/98          | 161         | 4.9         | 98-6          | 12         | 18         | 28         | 5          | 120         | 3.6         |     |
| <b>Domingo, Stephen</b>  | 30-0      | 319/10.6  | 18-56           | .321        | 11-36          | .306        | 3-11           | .273        | 19/34          | 53          | 1.8         | 29-0          | 17         | 10         | 8          | 5          | 50          | 1.7         |     |
| <b>Okoroh, Kingsley</b>  | 31-17     | 335/10.8  | 20-33           | .606        | 0-0            | .000        | 6-17           | .353        | 16/43          | 59          | 1.9         | 61-2          | 6          | 19         | 33         | 4          | 46          | 1.5         |     |
| Kerr, Nick               | 7-0       | 11/1.6    | 3-6             | .500        | 3-6            | .500        | 0-0            | .000        | 0/1            | 1           | 0.1         | 1-0           | 0          | 0          | 0          | 0          | 9           | 1.3         |     |
| <b>Moute a Bidias, R</b> | 23-0      | 189/8.2   | 7-25            | .280        | 5-11           | .455        | 9-12           | .750        | 4/18           | 22          | 1.0         | 36-1          | 6          | 5          | 2          | 1          | 28          | 1.2         |     |
| Glapion, Brenden         | 8-0       | 17/2.1    | 1-7             | .143        | 0-2            | .000        | 4-6            | .667        | 0/1            | 1           | 0.1         | 2-0           | 1          | 2          | 0          | 0          | 6           | 0.8         |     |
| <b>Welle, Cole</b>       | 5-0       | 13/2.6    | 1-3             | .333        | 0-0            | .000        | 1-6            | .167        | 0/3            | 3           | 0.6         | 1-0           | 0          | 0          | 0          | 1          | 3           | 0.6         |     |
| <b>Chauca, Brandon</b>   | 9-0       | 38/4.2    | 1-9             | .111        | 1-8            | .125        | 2-2            | 1.000       | 1/0            | 1           | 0.1         | 4-0           | 5          | 4          | 0          | 1          | 5           | 0.6         |     |
| TEAM                     |           |           |                 |             |                |             |                |             | 59/62          | 121         | 3.6         | 0             |            | 7          |            |            |             |             |     |
| <b>CALIFORNIA</b>        | <b>34</b> |           | <b>890-1937</b> | <b>.459</b> | <b>236-651</b> | <b>.363</b> | <b>529-806</b> | <b>.656</b> | <b>386/971</b> | <b>1357</b> | <b>39.9</b> | <b>706-24</b> | <b>434</b> | <b>419</b> | <b>160</b> | <b>139</b> | <b>2545</b> | <b>74.9</b> |     |
| <b>Opponents</b>         | <b>34</b> |           | <b>789-1992</b> | <b>.396</b> | <b>183-527</b> | <b>.347</b> | <b>528-746</b> | <b>.708</b> | <b>327/799</b> | <b>1126</b> | <b>33.1</b> | <b>694-</b>   | <b>369</b> | <b>332</b> | <b>102</b> | <b>173</b> | <b>2289</b> | <b>67.3</b> |     |



## Tad Boyle Head Coach

Career record: 186-146 (10 years)  
at Colorado: 130-80 (6 years)  
in Pac-12: 56-50 (5 years)



## George King Junior Guard

- 2015-16 Pac-12 Most Improved Player.
- After missing 2014-15 season, increased scoring average more than 12 points 2013-14 (1.5 ppg) to in 2015-16 (13.6 ppg).
- Paced the Pac-12 in three-point percentage (.456) while ranking sixth with 68 made threes in 2015-16.

## BUFFS FACTS

Location:..... Boulder, CO 80309  
Founded/Enrollment:..... 1876/30,789  
Colors: ..... Silver, Black, Gold  
Home Court: ..... Coors Events Center (11,064)  
Press Row Phone:..... (303) 492-1552  
President: ..... Bruce Benson  
Chancellor: ..... Phil DiStefano  
Faculty Rep: ..... David Clough  
Athletic Director: ..... Rick George  
Associate Head Coach: ..... Jean Prioleau  
Assistant Coaches: ..... Mike Rohn, Bill Grier  
Basketball Office Phone: ..... (303) 492-6877  
Assistant AD/Basketball SID: ..... Troy Andre  
E-mail ..... troy.andre@colorado.edu  
..... Cell: (303) 903-3654  
SID Phone: ..... (303) 492-4672  
Website:..... www.CUBuffs.com



## 2016-17 COLORADO SCHEDULE

### November

|            |                            |            |         |
|------------|----------------------------|------------|---------|
| Fri., 11   | SACRAMENTO STATE           | 6 p.m.     | PAC12   |
| Mon., 14   | SEATTLE (1)                | 6 p.m.     | PAC12   |
| Thurs., 17 | ULM (1)                    | 6 p.m.     | PAC12   |
| Mon., 21   | vs. Notre Dame (2)         | 4 p.m.     | ESPN2   |
| Tues., 22  | vs. Northwestern/Texas (2) | 3 p.m./TBD | ESPN2/U |
| Sun., 27   | WOFFORD                    | 11 a.m.    | PAC12   |
| Wed., 30   | COLORADO STATE             | 6 p.m.     | PAC12   |

### December

|            |                    |           |       |
|------------|--------------------|-----------|-------|
| Sat., 3    | at Portland        | 7 p.m.    | TBD   |
| Wed., 7    | XAVIER             | 6 p.m.    | PAC12 |
| Sat., 10   | at BYU             | 7 p.m.    | ESPN2 |
| Sat., 17   | FORT HAYS STATE    | 11 a.m.   | PAC12 |
| Mon., 19   | at Air Force       | 6 p.m.    | CBSN  |
| Thurs., 22 | EASTERN WASHINGTON | 5:30 p.m. | PAC12 |

### January

|            |                       |           |       |
|------------|-----------------------|-----------|-------|
| Sun., 1    | at Utah *             | 3:30 p.m. | ESPNU |
| Thurs., 5  | at Arizona State *    | 6 p.m.    | PAC12 |
| Sat., 7    | at Arizona *          | 6:30 p.m. | PAC12 |
| Thurs., 12 | UCLA *                | 8 p.m.    | FS1   |
| Sun., 15   | USC *                 | 5:30 p.m. | ESPNU |
| Wed., 18   | at Washington *       | 8 p.m.    | ESPNU |
| Sat., 21   | at Washington State * | 1 p.m.    | PAC12 |
| Thurs., 26 | OREGON STATE *        | 5:30 p.m. | FS1   |
| Sat., 28   | OREGON *              | 6:30 p.m. | PAC12 |

### February

|            |                    |           |       |
|------------|--------------------|-----------|-------|
| Thurs., 2  | at Stanford *      | 8 p.m.    | PAC12 |
| Sun., 5    | at California *    | 1:30 p.m. | ESPNU |
| Thurs., 9  | WASHINGTON *       | TBD       | FS1   |
| Sun., 12   | WASHINGTON STATE * | 5:30 p.m. | ESPNU |
| Thurs., 16 | at Oregon State *  | 6 p.m.    | PAC12 |
| Sat., 18   | at Oregon *        | 12 p.m.   | FOX   |
| Thurs., 23 | UTAH *             | 8 p.m.    | ESPNU |

### March

|           |                       |         |        |
|-----------|-----------------------|---------|--------|
| Thurs., 2 | STANFORD *            | 6 p.m.  | ESPN/2 |
| Sat., 4   | CALIFORNIA *          | 11 a.m. | PAC12  |
| 8-11      | Pac-12 Tournament (3) |         |        |

- (1) Legends Classic, Boulder, Colo. (Coors Events Center)  
(2) Legends Classic, Brooklyn, N.Y. (Barclays Center)  
(3) Las Vegas, Nev. (T-Mobile Arena)

\* Pac-12 Game  
Game times PT

## COLORADO NUMERICAL ROSTER

| No. | Name                     | Pos. | Ht.  | Wt. | Yr. | Exp. | Hometown/Last School                                    |
|-----|--------------------------|------|------|-----|-----|------|---|
| 0   | Thomas Akyazili          | G    | 6-2  | 191 | So. | 1L   | Antwerp, Belgium/Koninklijk Atheneum Deurne HS          |
| 1   | <b>Wesley Gordon*</b>    | F    | 6-9  | 245 | Sr. | 3L   | Colorado Springs, Colo./Sierra HS                       |
| 5   | Deleon Brown             | G    | 6-4  | 170 | Fr. | HS   | Grand Rapids, Mich./Brewster Academy (N.H.)             |
| 10  | Alexander Strating       | F    | 6-7  | 212 | Fr. | HS   | Wassenaar, Netherlands/American School of The Hague     |
| 11  | Xavier Johnson*          | G/F  | 6-7  | 230 | Sr. | 3L   | Los Angeles, Calif./Mater Dei HS                        |
| 12  | Mitch Lombard            | G    | 6-0  | 195 | So. | 1L   | Castle Pines, Colo./Rock Canyon HS                      |
| 13  | Namon Wright             | G    | 6-5  | 195 | Jr. | TR   | Los Angeles, Calif./Pacific Hills HS/Missouri           |
| 14  | Tory Miller              | F    | 6-9  | 242 | Jr. | 2L   | Kansas City, Kan./New Hampton Prep (N.H.)               |
| 15  | <b>Dominique Collier</b> | G    | 6-2  | 190 | Jr. | 2L   | Denver, Colo./Denver East HS                            |
| 21  | Derrick White*           | G    | 6-5  | 200 | Sr. | TR   | Parker, Colo./Legend HS/UC-Colorado Springs             |
| 23  | Bryce Peters             | G    | 6-4  | 195 | Fr. | HS   | La Puente, Calif./Damien HS                             |
| 24  | <b>George King*</b>      | G    | 6-6  | 225 | Jr. | 2L   | Fayetteville, N.C./Brennan HS (Texas)                   |
| 25  | Lucas Siewert            | F    | 6-10 | 221 | Fr. | HS   | Joinville, Santa Catarina, Brazil/Cathedral (Calif.)    |
| 33  | Josh Repine              | G    | 6-3  | 195 | Jr. | 2L   | Englewood, Colo./Kent Denver HS/New Hampton Prep (N.H.) |
| 35  | Dallas Walton            | F/C  | 7-0  | 222 | Fr. | HS   | Arvada, Colo./Arvada West                               |
| 44  | <b>Josh Fortune*</b>     | G    | 6-5  | 212 | Sr. | 1L   | Hampton, Va./Kecoughtan HS/Providence                   |

\* - Has used redshirt year. Returning starter in **bold**.

**STRENGTHS** - Colorado returns four starters from its 2016 NCAA Tournament team that finished 22-12, eclipsing the 20-win mark for the fifth time in six years, all under head coach **Tad Boyle** ... Reigning Pac-12 Most Improved Player **George King** headlines the returning cast after he increased his scoring more than ninefold from 2013-14 (1.5 ppg) to 2015-16 (13.6 ppg/68 3FG). He'll be joined by returning back-court teammates **Josh Fortune** (10.3 ppg/55 3FG) and **Dominique Collier** (7.5 ppg/40 3FG), giving the Buffaloes one of the league's top perimeter punches. Senior forward **Wesley Gordon** (7.2 ppg/7.6 rpg), who gained some international experience as part of the Pac-12 All-Star's summer tour of Australia, will benefit from the return of wing **Xavier Johnson**, who missed last season with an achilles injury. They comprise the top career scoring and rebounding tandem returning to the Pac-12 in 2016-17, while Gordon leads all league returners with 156 career blocks ... Two other returning Buffs logged some overseas experience this summer in **Thomas Akyazili** (Belgium U20 team at FIBA European Championship) and **Tory Miller** (Athletes in Action team in Italy) ... Boyle is expecting major contributions from transfer **Derrick White**, who has one year of eligibility remaining after setting the career scoring record (1,912 pts/22.0 ppg) in just three seasons at UC-Colorado Springs. Boyle was not shy to call White, who practiced with CU last season, the second-best player on his NCAA tourney-bound team.

Graduated one of the best players in program history and team's leading scorer (16.3 ppg) and rebounder (8.8 rpg) from 2015-16 in Josh Scott. Also lost part-time starter Tre'Shaun Fletcher and reserve Kenan Guzonjic to transfer.

## 2015-16 COLORADO RESULTS (22-12, 10-8)

|                |                          |               |               |
|----------------|--------------------------|---------------|---------------|
| Nov., Fri., 13 | vs. #7 Iowa State (1)    | L 62-68       | King - 14     |
| Nov., Tue., 17 | at Auburn                | W 91-84       | King - 27     |
| Nov., Fri., 20 | Portland                 | W 85-63       | King - 18     |
| Nov., Sun., 22 | Nebraska Omaha           | W 87-82       | King - 16     |
| Nov., Wed., 25 | Air Force                | W 81-70       | Scott - 21    |
| Nov., Sun., 29 | Northern Colorado        | W 82-52       | Scott - 18    |
| Dec., Wed., 2  | Fort Lewis College       | W 95-71       | Scott - 24    |
| Dec., Sun., 6  | at Colorado State        | W 88-77       | Scott - 21    |
| Dec., Sat., 12 | BYU                      | W 92-83       | King - 23     |
| Dec., Fri., 18 | Nicholls State (2)       | W 85-68       | Scott - 20    |
| Dec., Sat., 19 | Hampton (2)              | W 95-53       | Scott - 21    |
| Dec., Tue., 22 | vs. Penn State (3)       | W 71-70       | Scott - 18    |
| Dec., Wed., 23 | vs. #18 SMU (3)          | L 66-70       | Fortune - 15  |
| Jan., Fri., 1  | at California *          | L 65-79       | Scott - 16    |
| Jan., Sun., 3  | at Stanford *            | W 56-55       | Scott - 14    |
| Jan., Fri., 8  | Utah *                   | L 54-56       | King - 21     |
| Jan., Wed., 13 | Oregon State *           | W 71-54       | Scott - 25    |
| Jan., Sun., 17 | Oregon *                 | W 91-87       | Scott - 17    |
| Jan., Wed., 20 | at Washington *          | L 83-95       | Collier - 21  |
| Jan., Sat., 23 | at Washington State *    | W 75-70       | King - 22     |
| Jan., Wed., 27 | Stanford *               | W 91-75       | King - 23     |
| Jan., Sun., 31 | California *             | W 70-62       | Scott - 18    |
| Feb., Thu., 4  | at #16 Oregon *          | L 56-76       | Scott - 17    |
| Feb., Sat., 6  | at Oregon State *        | L 56-60       | Fletcher - 15 |
| Feb., Thu., 11 | Washington State *       | W 88-81 (20T) | King - 21     |
| Feb., Sat., 13 | Washington *             | W 81-80       | Gordon - 17   |
| Feb., Wed., 17 | at USC *                 | L 72-79       | Scott - 17    |
| Feb., Sat., 20 | at UCLA *                | L 53-77       | Talton - 12   |
| Feb., Wed., 24 | #9 Arizona *             | W 75-72       | Scott - 26    |
| Feb., Sun., 28 | Arizona State *          | W 79-69       | Fortune - 17  |
| Mar., Sat., 5  | at #13 Utah *            | L 55-57       | Fletcher - 12 |
| Mar., Wed., 9  | vs. Washington State (4) | W 80-56       | King - 21     |
| Mar., Thu., 10 | vs. #15 Arizona (4)      | L 78-82       | King - 22     |
| Mar., Thu., 17 | vs. 9-Connecticut (5)    | L 67-74       | Scott - 23    |

(1) Sioux Falls, S.D. (Sanford Pentagon)

(2) Continental Tire Las Vegas Classic, Boulder, Colo.

(3) Continental Tire Las Vegas Classic, Las Vegas, Nev. (Orleans Arena)

(4) Pac-12 Tournament, Las Vegas, Nev. (MGM Grand Garden Arena)

(5) NCAA Tournament South Region, Des Moines, Iowa (Wells Fargo Arena)

\*Pac-12 Conference Game

Rankings listed are AP

## 2015-16 COLORADO STATISTICS (Overall: 22-12, Pac-12; 10-8/5th) - Returning players in bold.

| Player                    | GP-GS     | TOTAL    |                 |             | 3-PTS          |             | REBOUNDS       |             |                |             |             | PF-FO         | A          | TO         | Blk        | Stl        | Pts         | Avg         |
|---------------------------|-----------|----------|-----------------|-------------|----------------|-------------|----------------|-------------|----------------|-------------|-------------|---------------|------------|------------|------------|------------|-------------|-------------|
|                           |           | Min/Avg  | FG-A            | Pct         | 3FG-A          | Pct         | FT-A           | Pct         | Off/Def        | Tot         | Avg         |               |            |            |            |            |             |             |
| Scott, Josh               | 32-31     | 979/30.6 | 187-352         | .531        | 3-9            | .333        | 146-195        | .749        | 87/195         | 282         | 8.8         | 56-0          | 58         | 40         | 52         | 20         | 523         | 16.3        |
| <b>King, George</b>       | 34-27     | 862/25.4 | 152-341         | .446        | 68-149         | .456        | 89-119         | .748        | 55/104         | 159         | 4.7         | 60-0          | 23         | 63         | 8          | 13         | 461         | 13.6        |
| <b>Fortune, Josh</b>      | 34-17     | 781/23.0 | 121-300         | .403        | 55-143         | .385        | 54-77          | .701        | 22/113         | 135         | 4.0         | 61-2          | 76         | 76         | 6          | 26         | 351         | 10.3        |
| <b>Collier, Dominique</b> | 34-33     | 764/22.5 | 80-208          | .385        | 40-90          | .444        | 56-74          | .757        | 9/64           | 73          | 2.1         | 100-3         | 91         | 69         | 4          | 38         | 256         | 7.5         |
| <b>Gordon, Wesley</b>     | 34-33     | 947/27.9 | 80-192          | .417        | 6-15           | .400        | 80-116         | .690        | 100/160        | 260         | 7.6         | 79-1          | 45         | 38         | 68         | 13         | 246         | 7.2         |
| Fletcher, Tre'Shaun       | 34-14     | 666/19.6 | 75-189          | .397        | 35-101         | .347        | 55-66          | .833        | 25/56          | 81          | 2.4         | 68-1          | 39         | 44         | 6          | 13         | 240         | 7.1         |
| <b>Miller, Tory</b>       | 33-4      | 520/15.8 | 69-147          | .469        | 0-4            | .000        | 44-72          | .611        | 64/87          | 151         | 4.6         | 53-0          | 6          | 35         | 12         | 10         | 182         | 5.5         |
| Talton, Xavier            | 34-10     | 696/20.5 | 49-144          | .340        | 23-64          | .359        | 41-45          | .911        | 16/70          | 86          | 2.5         | 73-2          | 65         | 40         | 3          | 25         | 162         | 4.8         |
| <b>Akyazili, Thomas</b>   | 33-1      | 528/16.0 | 41-126          | .325        | 17-59          | .288        | 24-36          | .667        | 3/50           | 53          | 1.6         | 76-1          | 53         | 31         | 8          | 17         | 123         | 3.7         |
| Guzonjic, Kenan           | 13-0      | 53/4.1   | 7-19            | .368        | 2-4            | .500        | 4-7            | .571        | 6/8            | 14          | 1.1         | 9-0           | 1          | 6          | 1          | 0          | 20          | 1.5         |
| Brady, Brett              | 10-0      | 19/1.9   | 3-6             | .500        | 2-4            | .500        | 1-2            | .500        | 1/5            | 6           | 0.6         | 1-0           | 0          | 2          | 0          | 2          | 9           | 0.9         |
| <b>Repine, Josh</b>       | 6-0       | 8/1.3    | 1-3             | .333        | 1-3            | .333        | 0-0            | .000        | 0/1            | 1           | 0.2         | 2-0           | 2          | 0          | 0          | 0          | 3           | 0.5         |
| Stalzer, Eli              | 9-0       | 18/2.0   | 0-2             | .000        | 0-2            | .000        | 0-0            | .000        | 0/2            | 2           | 0.2         | 0-0           | 2          | 0          | 0          | 0          | 0           | 0.0         |
| <b>Lombard, Mitch</b>     | 6-0       | 9/1.5    | 0-1             | .000        | 0-0            | .000        | 0-0            | .000        | 0/0            | 0           | 0.0         | 0-0           | 1          | 0          | 0          | 0          | 0           | 0.0         |
| TEAM                      |           |          |                 |             |                |             |                |             | 58/72          | 130         | 3.8         | 0             |            | 10         |            |            |             |             |
| <b>COLORADO</b>           | <b>34</b> |          | <b>865-2030</b> | <b>.426</b> | <b>252-647</b> | <b>.389</b> | <b>594-809</b> | <b>.734</b> | <b>446/987</b> | <b>1433</b> | <b>42.1</b> | <b>638-10</b> | <b>462</b> | <b>454</b> | <b>168</b> | <b>177</b> | <b>2576</b> | <b>75.8</b> |
| <b>Opponents</b>          | <b>34</b> |          | <b>852-2038</b> | <b>.418</b> | <b>212-597</b> | <b>.355</b> | <b>491-716</b> | <b>.686</b> | <b>324/818</b> | <b>1142</b> | <b>33.6</b> | <b>699-</b>   | <b>357</b> | <b>375</b> | <b>153</b> | <b>254</b> | <b>2407</b> | <b>70.8</b> |



## Dana Altman Head Coach

Career record: 564-307 (27 years)  
at Oregon: 154-64 (6 years)  
in Pac-12: 69-39 (6 years)



## Dillon Brooks Junior Forward

- 2015-16 Pac-12 First Team All-Conference and Associated Press honorable mention All-American.
- Second-leading returning scorer in the Pac-12 at 16.7 ppg, just 0.1 ppg behind UCLA's Isaac Hamilton (16.8 ppg).
- First player in Oregon history to reach 1,000 career points as a sophomore.



## DUCK FACTS

Location:.....Eugene, OR 97401  
Founded/Enrollment:.....1876/24,500  
Colors: .....Green & Yellow  
Home Court: .....Matthew Knight Arena (12,364)  
Press Row Phone:.....(541) 346-4496/4497  
President: .....Michael Schill  
Faculty Rep: .....Tim Gleason  
Athletic Director: .....Rob Mullens  
Assistant Coaches: .....Kevin McKenna, Tony Stubblefield,  
.....Mike Mennenga  
Basketball Office Phone: .....(541) 346-4346  
SID: .....Andy McNamara  
Basketball SID: .....Greg Walker  
E-mail: .....gswalker@uoregon.edu  
.....cell: (541) 954-8775  
SID Phone: .....(541) 346-5488  
Website:.....www.goducks.com

## 2016-17 OREGON SCHEDULE

### November

|            |                             |                   |         |
|------------|-----------------------------|-------------------|---------|
| Fri., 11   | ARMY                        | 8 p.m.            | PAC12   |
| Tues., 15  | at Baylor                   | 12:30 p.m.        | ESPN2   |
| Thurs., 17 | VALPARAISO                  | 6 p.m.            | PAC12   |
| Mon., 21   | vs. Georgetown (1)          | 1:30 p.m.         | ESPN2   |
| Tues., 22  | vs. Tennessee/Wisconsin (1) | 10:30 a.m./5 p.m. | ESPN2   |
| Wed., 23   | vs. TBD (1)                 | TBD               | ESPN2/U |
| Mon., 28   | BOISE STATE                 | 8 p.m.            | PAC12   |
| Wed., 30   | WESTERN OREGON              | 7 p.m.            | PAC12   |

### December

|           |                |        |       |
|-----------|----------------|--------|-------|
| Sat., 3   | SAVANNAH STATE | 3 p.m. | PAC12 |
| Sun., 11  | ALABAMA        | 3 p.m. | ESPNU |
| Tues., 13 | MONTANA        | 7 p.m. | PAC12 |
| Sat., 17  | vs. UNLV (2)   | 8 p.m. | ESPN2 |
| Tues., 20 | FRESNO STATE   | 8 p.m. | PAC12 |
| Wed., 28  | UCLA *         | 6 p.m. | ESPN2 |
| Fri., 30  | USC *          | 7 p.m. | FS1   |

### January

|            |                       |           |        |
|------------|-----------------------|-----------|--------|
| Wed., 4    | at Washington *       | 6 p.m.    | ESPN2  |
| Sat., 7    | at Washington State * | 4 p.m.    | PAC12  |
| Sat., 14   | OREGON STATE *        | 7:30 p.m. | PAC12  |
| Thurs., 19 | CALIFORNIA *          | 6 p.m.    | ESPN/2 |
| Sat., 21   | STANFORD *            | 3 p.m.    | PAC12  |
| Thurs., 26 | at Utah *             | 7:30 p.m. | FS1    |
| Sat., 28   | at Colorado *         | 6:30 p.m. | PAC12  |

### February

|            |                 |           |        |
|------------|-----------------|-----------|--------|
| Thurs., 2  | ARIZONA STATE * | 8 p.m.    | FS1    |
| Sat., 4    | ARIZONA *       | TBD       | ESPN/2 |
| Thurs., 9  | at UCLA *       | 7 p.m.    | ESPN   |
| Sat., 11   | at USC *        | 7:30 p.m. | PAC12  |
| Thurs., 16 | UTAH *          | 6 p.m.    | ESPN2  |
| Sat., 18   | COLORADO *      | 12 p.m.   | FOX    |
| Wed., 22   | at California * | 6 p.m.    | ESPN2  |
| Sat., 25   | at Stanford *   | 1 p.m.    | PAC12  |

### March

|         |                       |        |        |
|---------|-----------------------|--------|--------|
| Sat., 4 | at Oregon State *     | 3 p.m. | ESPN/2 |
| 8-11    | Pac-12 Tournament (3) |        |        |

- (1) Maui Invitational, Lahaina, Hawaii (Lahaina Civic Center)  
(2) Portland, Ore. (Moda Center)  
(3) Las Vegas, Nev. (T-Mobile Arena)

\* Pac-12 Game  
Game times PT

## OREGON NUMERICAL ROSTER

| No. | Name                  | Pos. | Ht.  | Wt. | Yr.   | Exp. | Hometown/Last School  |
|-----|-----------------------|------|------|-----|-------|------|---|
| 1   | Jordan Bell           | F    | 6-9  | 225 | Jr.   | 2L   | Long Beach, Calif./Long Beach Poly HS                                 |
| 2   | <b>Casey Benson</b>   | G    | 6-3  | 185 | Jr.   | 2L   | Tempe, Ariz./Corona Del Sol HS  |
| 3   | Payton Pritchard      | G    | 6-1  | 175 | Fr.   | HS   | West Linn, Ore./West Linn HS  |
| 4   | M.J. Cage             | F    | 6-9  | 210 | Fr.   | HS   | Santa Ana, Calif./Mater Dei HS  |
| 5   | <b>Tyler Dorsey</b>   | G    | 6-4  | 180 | So.   | 1L   | Los Angeles, Calif./Marantha HS                                       |
| 10  | Charlie Noebel        | G    | 6-2  | 178 | Sr.   | 2L   | Irvine, Calif./Mater Dei HS   |
| 11  | Keith Smith           | F    | 6-7  | 190 | Fr.   | HS   | Seattle, Wash./Rainier Beach HS                                       |
| 13  | Paul White#           | F    | 6-8  | 230 | Jr.   | TR   | Chicago, Ill./Whitney Young HS/Georgetown                             |
| 24  | <b>Dillon Brooks</b>  | F    | 6-7  | 225 | Jr.   | 2L   | Mississauga, Ontario, Canada/Findlay Prep                             |
| 25  | <b>Chris Boucher</b>  | F    | 6-10 | 190 | Sr.   | 1L   | Montreal, Quebec, Canada/Damase Boulanger HS/Northwest College (Wyo.) |
| 31  | Dylan Ennis           | G    | 6-2  | 195 | Grad. | GR   | Brampton, Ontario, Canada/Lake Forest Acad./Rice/Villanova            |
| 35  | Kavell Bigby-Williams | F    | 6-10 | 225 | Jr.   | JC   | London, England/Harris Academy Beckenham/Gillette College (Wyo.)      |
| 41  | Roman Sorkin          | F    | 6-10 | 225 | Jr.   | 2L   | Ashdod, Israel/Hof HaSharon HS  |

\* - Has used redshirt year. Returning starter in **bold**. # - Transfer and will sit the 2016-17 season.

**STRENGTHS** - Will enter 2016-17 season as a Top 10 team nationally and national title contender ... Oregon, which reached the Elite Eight in 2015-16, is one of just five teams nationally to win a game in each of the last four NCAA Tournaments along with Gonzaga, Kansas, North Carolina and Wichita State ... **Dana Altman**, the repeat John R. Wooden Pac-12 Coach of the Year in 2015-16, has guided the Ducks to 20 or more wins in a school-record six consecutive seasons, highlighted by last season's program-best 31 victories ... The defending Pac-12 regular season and tournament champions are the likely favorites to repeat as the Ducks return five key pieces from last season's seven-man rotation: **Dillon Brooks** (16.7 ppg/5.4 rpg/3.1 apg), **Tyler Dorsey** (13.4 ppg/4.3 rpg), **Chris Boucher** (12.1 ppg/7.4 rpg/2.9 bpg), **Jordan Bell** (7.0 ppg/5.4 rpg/1.8 bpg) and **Casey Benson** (6.0 ppg/3.1 apg) ... **Dylan Ennis**, a Villanova transfer who missed nearly all of 2015-16 due to injury, was granted a sixth year of eligibility by the NCAA and will add depth to considerable backcourt talent ... Along with returning talent, Ducks add a trio of Top 100 freshmen in **M.J. Cage**, **Payton Pritchard** and **Keith Smith**, as well as the JUCO national player of the year (**Kavell Bigby-Williams**) for the second straight season.

The graduation of starter Elgin Cook and key reserve Dwayne Benjamin are Oregon's only major losses from last year's record-setting team ... Brooks underwent offseason foot surgery in late July and did not participate in Ducks' summer foreign tour of Spain. Timing of return will have definite impact on Ducks ... Oregon has the potential to face eight postseason teams as part of its 2016-17 non-conference slate, with two additional non-league games yet to be added to its schedule.

## 2015-16 OREGON RESULTS (31-7, 14-4)

|                |                          |              |                   |
|----------------|--------------------------|--------------|-------------------|
| Nov., Fri., 13 | Jackson State            | W 80-52      | Dorsey - 20       |
| Nov., Mon., 16 | #20 Baylor               | W 74-67      | Boucher/Cook - 15 |
| Nov., Fri., 20 | Savannah State           | W 77-59      | Boucher - 17      |
| Nov., Sun., 22 | Valparaiso               | W 73-67      | Brooks - 26       |
| Nov., Wed., 25 | Arkansas State           | W 91-68      | Benjamin - 25     |
| Nov., Mon., 30 | Fresno State             | W 78-73      | Brooks - 21       |
| Dec., Thu., 4  | vs. UNLV (1)             | L 69-80      | Benjamin - 21     |
| Dec., Mon., 7  | vs. Navy (2)             | W 67-47      | Brooks - 19       |
| Dec., Sat., 12 | at Boise State           | L 72-74      | Brooks - 26       |
| Dec., Tue., 15 | UC Irvine                | W 78-63      | Cook - 26         |
| Dec., Fri., 18 | Long Beach State         | W 94-73      | Brooks - 21       |
| Dec., Mon., 21 | at Alabama (3)           | W 72-68      | Brooks - 23       |
| Dec., Tue., 29 | Western Oregon           | W 88-60      | Dorsey - 25       |
| Jan., Sun., 3  | at Oregon State *        | L 57-70      | Boucher - 16      |
| Jan., Wed., 6  | California *             | W 68-65      | Boucher - 18      |
| Jan., Sun., 10 | Stanford *               | W 71-58      | Brooks - 15       |
| Jan., Thu., 14 | at Utah *                | W 77-59      | Brooks - 21       |
| Jan., Sun., 17 | at Colorado *            | L 87-91      | Brooks - 21       |
| Jan., Thu., 21 | #21 USC *                | W 89-81      | Cook - 26         |
| Jan., Sat., 23 | UCLA *                   | W 86-72      | Brooks - 25       |
| Jan., Thu., 28 | at #18 Arizona *         | W 83-75      | Brooks - 24       |
| Jan., Sun., 31 | at Arizona State *       | W 91-74      | Boucher - 26      |
| Feb., Thu., 4  | Colorado *               | W 76-56      | Cook - 18         |
| Feb., Sun., 7  | Utah *                   | W 76-66      | Brooks - 30       |
| Feb., Thu., 11 | at California *          | L 63-83      | Brooks - 17       |
| Feb., Sat., 13 | at Stanford *            | L 72-76      | Brooks - 24       |
| Feb., Sat., 20 | Oregon State *           | W 91-81      | Dorsey - 25       |
| Feb., Wed., 24 | Washington State *       | W 76-62      | Cook - 24         |
| Feb., Sun., 28 | Washington *             | W 86-73      | Cook - 26         |
| Mar., Wed., 2  | at UCLA *                | W 76-68      | Dorsey - 20       |
| Mar., Sat., 5  | at USC *                 | W 76-66      | Dorsey - 19       |
| Mar., Thu., 10 | vs. Washington (4)       | W 83-77      | Boucher/Cook - 19 |
| Mar., Fri., 11 | vs. #15 Arizona (4)      | W 95-89 (OT) | Cook - 22         |
| Mar., Sat., 12 | vs. #12 Utah (4)         | W 88-57      | Dorsey - 23       |
| Mar., Fri., 18 | vs. 16-Holy Cross (5)    | W 91-52      | Boucher - 20      |
| Mar., Sun., 20 | vs. 8-Saint Joseph's (5) | W 69-64      | Brooks - 25       |
| Mar., Thu., 24 | vs. #4-Duke (6)          | W 82-68      | Brooks - 22       |
| Mar., Sat., 26 | vs. #2-Oklahoma (6)      | L 68-80      | Cook - 24         |

- (1) Las Vegas, Nevada (MGM Grand Garden Arena)  
 (2) Pearl Harbor, Hawai'i (Bloch Arena Fitness Center)  
 (3) Birmingham, Ala.  
 (4) Pac-12 Tournament, Las Vegas, Nev. (MGM Grand Garden Arena)  
 (5) NCAA Tournament West Region, Spokane, Wash. (Spokane Arena)  
 (6) NCAA Tournament West Region, Anaheim, Calif. (Honda Center)

\*Pac-12 Conference Game  
 Rankings listed are AP

## 2015-16 OREGON STATISTICS (Overall: 31-7, Pac-12: 14-4/1st) - Returning players in bold.

| Player                 | GP-GS     | Min/Avg   | TOTAL                |             | 3-PTS          |             | REBOUNDS       |             |                |             |             |               |            | PF-FO      | A          | TO         | Blk         | Stl         | Pts | Avg |
|------------------------|-----------|-----------|----------------------|-------------|----------------|-------------|----------------|-------------|----------------|-------------|-------------|---------------|------------|------------|------------|------------|-------------|-------------|-----|-----|
|                        |           |           | FG-A                 | Pct         | 3FG-A          | Pct         | FT-A           | Pct         | Off/Def        | Tot         | Avg         |               |            |            |            |            |             |             |     |     |
| <b>Brooks, Dillon</b>  | 38-38     | 1247/32.8 | 231-492              | .470        | 48-142         | .338        | 125-155        | .806        | 78/129         | 207         | 5.4         | 112-4         | 119        | 89         | 14         | 40         | 635         | 16.7        |     |     |
| Cook, Elgin            | 38-38     | 1213/31.9 | 191-405              | .472        | 21-63          | .333        | 160-207        | .773        | 59/136         | 195         | 5.1         | 107-1         | 88         | 80         | 13         | 54         | 563         | 14.8        |     |     |
| <b>Dorsey, Tyler</b>   | 36-35     | 1083/30.1 | 153-347              | .441        | 67-165         | .406        | 111-156        | .712        | 48/107         | 155         | 4.3         | 75-0          | 71         | 69         | 7          | 29         | 484         | 13.4        |     |     |
| <b>Boucher, Chris</b>  | 38-35     | 981/25.8  | 159-295              | .539        | 39-115         | .339        | 102-149        | .685        | 103/177        | 280         | 7.4         | 102-3         | 15         | 43         | 110        | 30         | 459         | 12.1        |     |     |
| Benjamin, Dwayne       | 38-2      | 825/21.7  | 102-254              | .402        | 45-142         | .317        | 46-68          | .676        | 21/92          | 113         | 3.0         | 61-0          | 33         | 39         | 10         | 39         | 295         | 7.8         |     |     |
| <b>Bell, Jordan</b>    | 30-4      | 636/21.2  | 91-158               | .576        | 0-2            | .000        | 28-54          | .519        | 46/117         | 163         | 5.4         | 78-2          | 38         | 50         | 53         | 34         | 210         | 7.0         |     |     |
| <b>Benson, Casey</b>   | 38-38     | 1091/28.7 | 75-177               | .424        | 34-94          | .362        | 44-63          | .698        | 16/70          | 86          | 2.3         | 65-0          | 117        | 24         | 1          | 27         | 228         | 6.0         |     |     |
| <b>Sorkin, Roman</b>   | 22-0      | 124/5.6   | 15-32                | .469        | 4-15           | .267        | 7-9            | .778        | 7/14           | 21          | 1.0         | 14-0          | 5          | 5          | 3          | 1          | 41          | 1.9         |     |     |
| Small, Kendall         | 36-0      | 281/7.8   | 18-45                | .400        | 1-8            | .125        | 23-37          | .622        | 1/25           | 26          | 0.7         | 38-1          | 23         | 16         | 1          | 19         | 60          | 1.7         |     |     |
| Manuel, Trevor         | 9-0       | 64/7.1    | 4-13                 | .308        | 0-6            | .000        | 2-7            | .286        | 1/8            | 9           | 1.0         | 16-1          | 3          | 3          | 9          | 1          | 10          | 1.1         |     |     |
| <b>Ennis, Dylan</b>    | 2-0       | 21/10.5   | 1-4                  | .250        | 0-2            | .000        | 0-0            | .000        | 1/2            | 3           | 1.5         | 0-0           | 2          | 2          | 0          | 0          | 2           | 1.0         |     |     |
| <b>Noebel, Charlie</b> | 10-0      | 16/1.6    | 1-4                  | .250        | 1-4            | .250        | 0-0            | .000        | 1/1            | 2           | 0.2         | 3-0           | 0          | 1          | 0          | 0          | 3           | 0.3         |     |     |
| Richmond, Phil         | 3-0       | 5/1.7     | 0-0                  | .000        | 0-0            | .000        | 0-0            | .000        | 0/0            | 0           | 0.0         | 1-0           | 0          | 0          | 0          | 0          | 0           | 0.0         |     |     |
| Heller, Max            | 12-0      | 27/2.3    | 0-3                  | .000        | 0-0            | .000        | 0-0            | .000        | 2/2            | 4           | 0.3         | 2-0           | 1          | 1          | 0          | 0          | 0           | 0.0         |     |     |
| Norris, Troy           | 4-0       | 11/2.8    | 0-1                  | .000        | 0-0            | .000        | 0-2            | .000        | 0/0            | 0           | 0.0         | 0-0           | 2          | 2          | 0          | 1          | 0           | 0.0         |     |     |
| TEAM                   |           |           |                      |             |                |             |                |             | 58/60          | 118         | 3.1         | 0             |            | 7          |            |            |             |             |     |     |
| <b>OREGON</b>          | <b>38</b> |           | <b>1041-2230.467</b> |             | <b>260-758</b> | <b>.343</b> | <b>648-907</b> | <b>.714</b> | <b>442/940</b> | <b>1382</b> | <b>36.4</b> | <b>674-12</b> | <b>517</b> | <b>431</b> | <b>221</b> | <b>275</b> | <b>2990</b> | <b>78.7</b> |     |     |
| <b>Opponents</b>       | <b>38</b> |           | <b>931-2199</b>      | <b>.423</b> | <b>272-754</b> | <b>.361</b> | <b>480-690</b> | <b>.696</b> | <b>411/843</b> | <b>1254</b> | <b>33.0</b> | <b>782-</b>   | <b>486</b> | <b>533</b> | <b>115</b> | <b>174</b> | <b>2614</b> | <b>68.8</b> |     |     |



## Wayne Tinkle Head Coach

Career record: 194-118 (10 years)  
at Oregon State: 36-27 (2 years)  
in Pac-12: 17-19 (2 years)



## Tres Tinkle Sophomore Forward

- Honorable mention Pac-12 All-Freshmen Team in 2015-16.
- OSU's top returning scorer (13.1 ppg) and rebounder (5.4 rpg).
- Son of Beavers' head coach Wayne Tinkle.



## BEAVER FACTS

Location:..... Corvallis, OR 97331  
 Founded/Enrollment:.....1868/30,592  
 Colors: .....Orange & Black  
 Home Court: .....Gill Coliseum (9,604/1949)  
 Press Row Phone:..... (541) 737-3020  
 President:..... Dr. Edward Ray  
 Faculty Rep: ..... Dr. Joey Spatafora  
 Vice President/Athletic Director: ..... Todd Stansbury  
 Associate Head Coach: ..... Kerry Rupp  
 Assistant Coaches: ..... Gregg Gottlieb, Stephen Thompson  
 Basketball Office Phone:..... (541) 737-2076  
 SID: ..... Steve Fenk  
 Basketball SID: ..... Shawn Schoeffler  
 E-mail: ..... shawn.schoeffler@oregonstate.edu  
 ..... cell: (541) 231-1430  
 SID Phone: ..... (541) 737-3720  
 Website:..... www.osubeavers.com

## 2016-17 OREGON STATE SCHEDULE

### November

|           |                  |        |         |
|-----------|------------------|--------|---------|
| Fri., 11  | PRAIRIE VIEW A&M | 6 p.m. | PAC12   |
| Sun., 13  | UTSA             | 2 p.m. | PAC12   |
| Wed., 16  | LAMAR            | 6 p.m. | PAC12   |
| Fri., 18  | at Nevada        | 7 p.m. | ESPN3   |
| Tues., 22 | at Tulsa         | 6 p.m. | ESPNEWS |
| Fri., 25  | FRESNO STATE     | 6 p.m. | PAC12   |
| Mon., 28  | SOUTHERN OREGON  | 6 p.m. | PAC12   |

### December

|           |                          |        |       |
|-----------|--------------------------|--------|-------|
| Thurs., 1 | at Mississippi State     | 6 p.m. | ESPNU |
| Sat., 3   | at Charlotte             | 4 p.m. | TBD   |
| Sun., 11  | SAVANNAH STATE           | 3 p.m. | PAC12 |
| Fri., 16  | vs. LONG BEACH STATE (1) | 8 p.m. | PAC12 |
| Sun., 18  | vs. PORTLAND (1)         | 3 p.m. | PAC12 |
| Wed., 21  | KENT STATE               | 8 p.m. | ESPNU |
| Wed., 28  | USC *                    | 8 p.m. | PAC12 |
| Fri., 30  | UCLA *                   | 8 p.m. | PAC12 |

### January

|            |                           |           |       |
|------------|---------------------------|-----------|-------|
| Wed., 4    | at Washington State (2) * | 8 p.m.    | PAC12 |
| Sat., 7    | at Washington *           | 12 p.m.   | PAC12 |
| Sat., 14   | at Oregon *               | 7:30 p.m. | PAC12 |
| Thurs., 19 | STANFORD *                | 8 p.m.    | PAC12 |
| Sat., 21   | CALIFORNIA *              | 7:30 p.m. | PAC12 |
| Thurs., 26 | at Colorado *             | 5:30 p.m. | FS1   |
| Sat., 28   | at Utah *                 | 4 p.m.    | PAC12 |

### February

|            |                 |           |        |
|------------|-----------------|-----------|--------|
| Thurs., 2  | ARIZONA *       | 6 p.m.    | ESPN/2 |
| Sat., 4    | ARIZONA STATE * | 3 p.m.    | PAC12  |
| Thurs., 9  | at USC *        | 8 p.m.    | PAC12  |
| Sun., 12   | at UCLA *       | 2 p.m.    | FS1    |
| Thurs., 16 | COLORADO *      | 6 p.m.    | PAC12  |
| Sun., 19   | UTAH *          | 5:30 p.m. | ESPNU  |
| Wed., 22   | at Stanford *   | 8 p.m.    | ESPNU  |
| Fri., 24   | at California * | 7 p.m.    | FS1    |

### March

|         |                       |        |        |
|---------|-----------------------|--------|--------|
| Sat., 4 | OREGON *              | 3 p.m. | ESPN/2 |
| 8-11    | Pac-12 Tournament (3) |        |        |

- (1) Dam City Classic, Portland, Ore. (Moda Center)  
 (2) Spokane, Wash. (Spokane Arena)  
 (2) Las Vegas, Nev. (T-Mobile Arena)

\* Pac-12 Game  
 Game times PT

## OREGON STATE NUMERICAL ROSTER

| No. | Player               | Pos. | Ht.  | Wt. | Yr.   | Exp. | Hometown/Last School  |
|-----|----------------------|------|------|-----|-------|------|---|
| 0   | JaQuori McLaughlin   | G    | 6-4  | 185 | Fr.   | HS   | Gig Harbor, Wash./Peninsula HS  |
| 1   | Stephen Thompson Jr. | G    | 6-4  | 175 | So.   | 1L   | Los Angeles, Calif./Bishop Montgomery HS                                    |
| 2   | Ronnie Stacy         | G    | 6-4  | 195 | Jr.   | JC   | Alexander City, Ala./Benjamin Russell HS/Tyler JC                           |
| 3   | <b>Tres Tinkle</b>   | F    | 6-8  | 220 | So.   | 1L   | Missoula, Mont./Hellgate HS   |
| 5   | Cheikh N'diaye       | C    | 7-0  | 240 | Sr.   | 3L   | Dakar, Senegal/Army-Navy Academy  |
| 12  | <b>Drew Eubanks</b>  | F    | 6-10 | 250 | So.   | 1L   | Troutdale, Ore./Reynolds HS   |
| 13  | Keondre Dew          | F    | 6-8  | 220 | Jr.   | JC   | San Bernardino, Calif./Elev8 Sports Institute/City College of San Francisco |
| 15  | Tanner Sanders^*     | G    | 6-4  | 210 | So.   | 1L   | Corvallis, Ore./Crescent Valley HS  |
| 22  | Daine Muller         | G    | 6-4  | 200 | Jr.   | TR   | Billings, Mont./Skyview HS/Montana  |
| 23  | Gligorije Rakocevic  | C    | 6-11 | 255 | So.   | 1L   | Bijelo Polje, Montenegro/Cantwell-Sacred Heart of Mary HS                   |
| 24  | Kendal Manuel*       | G    | 6-4  | 185 | R-Fr. | HS   | Billings, Mont./Skyview HS  |
| 31  | Christian Russell^   | C    | 6-11 | 235 | Fr.   | HS   | Salem, Ore./South Salem HS  |
| 34  | Ben Koné             | F    | 6-8  | 235 | Fr.   | HS   | San Jose, Calif./Archbishop Mitty HS  |

\* - Has used redshirt year. ^ - Walk-on. Returning starter in **bold**.



**STRENGTHS** - Returns two starters from last year's team that ended 26-year NCAA Tournament drought in forwards **Tres Tinkle** (13.1 ppg/5.4 rpg) and **Drew Eubanks** (7.6 ppg/4.6 rpg). Tinkle and second leading returning scorer **Stephen Thompson Jr.** (10.6 ppg/48 3FG) are both sons of OSU coaching staff members. Beavers' success likely tied to growth of sophomore trio of Eubanks, Thompson Jr., and Tinkle ... Eubanks and Thompson both averaged 7.0 points as members of the Pac-12 All-Star Team that played games against the Australian National Team, the fourth-place finisher at the 2016 Rio Olympics, this past July ... Beavers expect immediate contributions from incoming forward **Keondre Dew**, a Top 20 JUCO recruit, and guard **Ja-Quori McLaughlin**, a Top 100 freshman.

Will feature one of the youngest teams in the Pac-12 as nine of 13 players on 2016-17 roster are underclassmen and two others are junior college transfer newcomers ... Graduated Associated Press honorable mention All-American Gary Payton II, the two-time Pac-12 Defensive Player of the Year who also led OSU in scoring (16.0 ppg), rebounding (7.8 rpg), assists (5.0 apg) and steals (2.5 spg) in 2015-16 and scoring, rebounding and steals in 2014-15. Beavers will need to find a way to replace his all-around production ... Graduated trio of frontcourt features in Olaf Schaftenaar, Jarmal Reid and Daniel Gomis. OSU will try to counter with returning centers **Gligorije Rakocevic** and **Cheikh N'diaye**, freshman forward **Ben Koné**, and Dew, though the quartet is relatively unproven on the Pac-12 stage with just five combined Division I starts amongst them and Koné recovering from an ACL injury ... Starting senior guard **Malcolm Duvivier** (6.1 ppg) left team in September for personal reasons.

## 2015-16 OREGON STATE RESULTS (19-13, 9-9)

|                |                         |         |                               |
|----------------|-------------------------|---------|-------------------------------|
| Nov., Sat., 14 | Northwest Christian     | W 74-52 | Payton II - 16                |
| Nov., Tue., 17 | Iona                    | W 93-73 | Eubanks - 19                  |
| Nov., Thu., 19 | at Rice                 | W 77-69 | Payton II - 19                |
| Nov., Sat., 21 | at UC Santa Barbara     | W 71-59 | Payton II - 21                |
| Nov., Tue., 24 | Valparaiso              | L 57-63 | Payton II - 25                |
| Dec., Wed., 2  | Loyola Marymount        | W 79-70 | Schaftenaar - 19              |
| Dec., Sat., 5  | Nevada                  | W 66-62 | Payton II - 16                |
| Dec., Sat., 12 | vs. #2 Kansas (1)       | L 67-82 | Tinkle - 20                   |
| Dec., Fri., 18 | Cal State Fullerton (2) | W 82-69 | Payton II - 19                |
| Dec., Sat., 19 | Tulsa (2)               | W 76-71 | Payton II - 19                |
| Dec., Mon. 21  | Quinnipiac              | W 82-61 | Tinkle - 23                   |
| Jan., Sun., 3  | Oregon *                | W 70-57 | Tinkle - 19                   |
| Jan., Wed., 6  | Stanford *              | L 72-78 | Payton II - 22                |
| Jan., Sat., 9  | California *            | W 77-71 | Payton II - 20                |
| Jan., Wed., 13 | at Colorado *           | L 54-71 | Payton II - 26                |
| Jan., Sun., 17 | at Utah *               | L 53-59 | Payton II/Tinkle - 11         |
| Jan., Wed., 20 | UCLA *                  | L 73-82 | Payton II - 17                |
| Jan., Sun., 24 | #21 USC *               | W 85-70 | Payton II - 22                |
| Jan., Thu., 28 | at Arizona State *      | L 68-86 | Thompson Jr. - 14             |
| Jan., Sat., 30 | at #18 Arizona *        | L 63-80 | Tinkle - 16                   |
| Feb., Thu., 4  | Utah *                  | W 71-69 | Payton II - 20                |
| Feb., Sat., 6  | Colorado *              | W 60-56 | Payton II - 17                |
| Feb., Thu., 11 | at Stanford *           | W 62-50 | Tinkle - 19                   |
| Feb., Sat., 13 | at California           | L 71-83 | Tinkle - 22                   |
| Feb., Sat., 20 | at #16 Oregon *         | L 81-91 | Tinkle - 23                   |
| Feb., Wed., 24 | Washington *            | W 82-81 | Thompson Jr. - 18             |
| Feb., Sun., 28 | Washington State *      | W 69-49 | Eubanks/Payton II/Tinkle - 13 |
| Mar., Wed., 2  | at USC *                | L 70-81 | Payton II - 19                |
| Mar., Sat., 5  | at UCLA *               | W 86-82 | Thompson Jr. - 23             |
| Mar., Wed., 9  | vs. Arizona State (3)   | W 75-66 | Thompson Jr. - 13             |
| Mar., Thu., 10 | vs. #24 California (3)  | L 68-76 | Bruce - 25                    |
| Mar., Fri., 18 | vs. 10-VCU (4)          | L 67-75 | Payton II - 19                |

(1) Kansas City, Mo. (Sprint Center)

(2) Far West Classic, Portland, Ore. (Moda Center)

(3) Pac-12 Tournament, Las Vegas, Nev. (MGM Grand Garden Arena)

(4) NCAA Tournament West Region, Oklahoma City, Okla. (Chesapeake Energy Arena)

\*Pac-12 Conference Game

Rankings listed are AP

## 2015-16 OREGON STATE STATISTICS (Overall: 19-13, Pac-12: 9-9/T-6th) - Returning players in bold.

| Player                      | GP-GS     | Min/Avg   | TOTAL           |             | 3-PTS          |             | REBOUNDS       |             | PF-FO          | A           | TO          | Blk          | Stl        | Pts        | Avg        |            |             |             |
|-----------------------------|-----------|-----------|-----------------|-------------|----------------|-------------|----------------|-------------|----------------|-------------|-------------|--------------|------------|------------|------------|------------|-------------|-------------|
|                             |           |           | FG-A            | Pct         | 3FG-A          | Pct         | FT-A           | Pct         |                |             |             |              |            |            |            | Off/Def    | Tot         | Avg         |
| Payton II, Gary             | 32-32     | 1096/34.2 | 205-422         | .486        | 22-70          | .314        | 79-123         | .642        | 77/174         | 251         | 7.8         | 85-0         | 161        | 74         | 16         | 80         | 511         | 16.0        |
| <b>Tinkle, Tres</b>         | 27-11     | 748/27.7  | 108-245         | .441        | 29-80          | .363        | 108-147        | .735        | 40/106         | 146         | 5.4         | 72-0         | 30         | 38         | 14         | 32         | 353         | 13.1        |
| <b>Thompson Jr, S</b>       | 32-5      | 695/21.7  | 118-291         | .405        | 48-128         | .375        | 56-81          | .691        | 26/35          | 61          | 1.9         | 55-0         | 26         | 27         | 11         | 37         | 340         | 10.6        |
| <b>Eubanks, Drew</b>        | 32-30     | 685/21.4  | 101-174         | .580        | 0-0            | .000        | 40-63          | .635        | 45/101         | 146         | 4.6         | 91-3         | 13         | 42         | 39         | 14         | 242         | 7.6         |
| Schaftenaar, Olaf           | 32-32     | 759/23.7  | 65-166          | .392        | 42-112         | .375        | 33-42          | .786        | 22/71          | 93          | 2.9         | 79-2         | 51         | 26         | 5          | 13         | 205         | 6.4         |
| Duvivier, Malcolm           | 32-32     | 809/25.3  | 66-175          | .377        | 30-83          | .361        | 32-53          | .604        | 12/64          | 76          | 2.4         | 53-0         | 69         | 52         | 5          | 12         | 194         | 6.1         |
| Morris-Walker, L            | 32-16     | 539/16.8  | 53-146          | .363        | 25-71          | .352        | 34-54          | .630        | 20/57          | 77          | 2.4         | 32-0         | 28         | 19         | 1          | 20         | 165         | 5.2         |
| Bruce, Derrick              | 28-0      | 342/12.2  | 35-93           | .376        | 22-43          | .512        | 30-48          | .625        | 1/27           | 28          | 1.0         | 34-0         | 39         | 23         | 1          | 7          | 122         | 4.4         |
| Reid, Jarmal                | 21-0      | 311/14.8  | 30-77           | .390        | 0-0            | .000        | 27-42          | .643        | 14/30          | 44          | 2.1         | 57-2         | 11         | 25         | 5          | 12         | 87          | 4.1         |
| <b>Rakocevic, Gligorije</b> | 27-0      | 190/7.0   | 15-32           | .469        | 0-0            | .000        | 10-15          | .667        | 13/23          | 36          | 1.3         | 33-0         | 3          | 10         | 0          | 4          | 40          | 1.5         |
| Gomis, Daniel               | 11-2      | 78/7.1    | 6-10            | .600        | 0-0            | .000        | 2-2            | 1.000       | 3/4            | 7           | 0.6         | 25-1         | 0          | 5          | 1          | 1          | 14          | 1.3         |
| <b>N'diaye, Cheikh</b>      | 25-0      | 131/5.2   | 9-11            | .818        | 0-0            | .000        | 9-15           | .600        | 5/17           | 22          | 0.9         | 26-0         | 0          | 9          | 8          | 4          | 27          | 1.1         |
| Dahlen, Matt                | 9-0       | 10/1.1    | 0-1             | .000        | 0-0            | .000        | 1-2            | .500        | 0/1            | 1           | 0.1         | 1-0          | 1          | 0          | 0          | 0          | 1           | 0.1         |
| Togiai, Noah                | 2-0       | 3/1.5     | 0-0             | .000        | 0-0            | .000        | 0-0            | .000        | 0/1            | 1           | 0.5         | 0-0          | 0          | 1          | 0          | 0          | 0           | 0.0         |
| Stangel, Justin             | 4-0       | 4/1.0     | 0-0             | .000        | 0-0            | .000        | 0-0            | .000        | 0/0            | 0           | 0.0         | 0-0          | 0          | 1          | 0          | 0          | 0           | 0.0         |
| TEAM                        |           |           |                 |             |                |             |                |             |                | 59/53       | 112         | 3.5          |            |            |            |            |             |             |
| <b>OREGON STATE</b>         | <b>32</b> |           | <b>811-1843</b> | <b>.440</b> | <b>218-587</b> | <b>.371</b> | <b>461-687</b> | <b>.671</b> | <b>337/764</b> | <b>1101</b> | <b>34.4</b> | <b>643-8</b> | <b>432</b> | <b>361</b> | <b>106</b> | <b>236</b> | <b>2301</b> | <b>71.9</b> |
| <b>Opponents</b>            | <b>32</b> |           | <b>766-1788</b> | <b>.428</b> | <b>226-695</b> | <b>.325</b> | <b>486-699</b> | <b>.695</b> | <b>364/817</b> | <b>1181</b> | <b>36.9</b> | <b>599-</b>  | <b>445</b> | <b>432</b> | <b>121</b> | <b>160</b> | <b>2244</b> | <b>70.1</b> |



## Jerod Haase Head Coach

Career record: 80-53 (4 years)  
at Stanford: 0-0 (First year)  
in Pac-12: 0-0 (First year)



## Dorian Pickens Senior Guard/Forward

- One of two Stanford returners to play all 30 games in 2015-16
- Largest increase among returning players in the Pac-12 in points per game (+10.3) from 2014-15 (2.0) to 2015-16 (12.3).



## CARDINAL FACTS

Location: .....Stanford, CA 94305  
 Founded/Enrollment: .....1891/16,072  
 Colors: ..... Cardinal & White  
 Home Court: .....Maples Pavilion (7,329/1968)  
 Press Row Phone: ..... (650) 723-4418  
 President: ..... Marc Tessier-Lavigne  
 Faculty Rep: ..... Pat Jones  
 Athletic Director: ..... Bernard Muir  
 Assistant Coaches: ..... Jeff Wulbrun, Adam Cohen  
 ..... Jesse Pruitt  
 Basketball Office Phone: ..... (650) 723-0562  
 Assistant Athletic Director/SID: ..... Brian Risso  
 Basketball SID: ..... Doug Drabik  
 E-mail: ..... ddrabik@stanford.edu  
 ..... cell: (650) 683-5528  
 Website: ..... www.gostanford.com

## 2016-17 STANFORD SCHEDULE

### November

|            |                                  |              |         |
|------------|----------------------------------|--------------|---------|
| Fri., 11   | vs. Harvard (1)                  | 8 p.m.       | ESPN2   |
| Tues., 15  | CSUN                             | 7 p.m.       | PAC12   |
| Thurs., 17 | WEBER STATE                      | 7 p.m.       | PAC12   |
| Sun., 20   | COLORADO STATE                   | 3 p.m.       | PAC12   |
| Thurs., 24 | vs. Miami (Fla.) (2)             | 11:30 a.m.   | ESPN2/U |
| Fri., 25   | vs. Indiana State/Iowa State (2) | 8/10:30 a.m. | ESPN2/3 |
| Sun., 27   | vs. TBD (2)                      | TBD          | ESPN2/U |
| Wed., 30   | SAINT MARY'S (CALIF.)            | 8 p.m.       | PAC12   |

### December

|            |                 |            |       |
|------------|-----------------|------------|-------|
| Sat., 3    | at Kansas       | 12:30 p.m. | ESPN  |
| Fri., 16   | CS EAST BAY     | 6 p.m.     | PAC12 |
| Mon., 19   | at SMU          | 6 p.m.     | ESPN2 |
| Thurs., 22 | IDAHO           | 7:30 p.m.  | PAC12 |
| Fri., 30   | ARIZONA STATE * | 6 p.m.     | PAC12 |

### January

|            |                    |           |       |
|------------|--------------------|-----------|-------|
| Sun., 1    | ARIZONA *          | 5 p.m.    | PAC12 |
| Thurs., 5  | at USC *           | 8 p.m.    | PAC12 |
| Sun., 8    | at UCLA *          | 5 p.m.    | FS1   |
| Thurs., 12 | WASHINGTON STATE * | 8 p.m.    | PAC12 |
| Sat., 14   | WASHINGTON *       | 5 p.m.    | PAC12 |
| Thurs. 19  | at Oregon State *  | 8 p.m.    | PAC12 |
| Sat., 21   | at Oregon *        | 3 p.m.    | PAC12 |
| Sun., 29   | at California *    | 5:30 p.m. | ESPNU |

### February

|           |                    |           |       |
|-----------|--------------------|-----------|-------|
| Thurs., 2 | COLORADO *         | 8 p.m.    | PAC12 |
| Sat., 4   | UTAH *             | 1:30 p.m. | FS1   |
| Wed., 8   | at Arizona *       | 8 p.m.    | FS1   |
| Sat., 11  | at Arizona State * | 5 p.m.    | PAC12 |
| Fri., 17  | CALIFORNIA *       | 7 p.m.    | FS1   |
| Wed., 22  | OREGON STATE *     | 8 p.m.    | ESPNU |
| Sat., 25  | OREGON *           | 1 p.m.    | PAC12 |

### March

|           |                       |        |        |
|-----------|-----------------------|--------|--------|
| Thurs., 2 | at Colorado*          | 6 p.m. | ESPN/2 |
| Sat., 4   | at Utah *             | 1 p.m. | PAC12  |
| 8-11      | Pac-12 Tournament (3) |        |        |

- (1) 2016 Pac-12 China Game, Shanghai, China (Mercedes-Benz Arena)  
 (2) AdvoCare Invitational, Lake Buena Vista, Fla. (HP Field House)  
 (3) Las Vegas, Nev. (T-Mobile Arena)

\* Pac-12 Game  
 Game times PT

## STANFORD NUMERICAL ROSTER

| No. | Name                     | Pos. | Ht.  | Wt. | Yr. | Exp. | Hometown/Last School                            |
|-----|--------------------------|------|------|-----|-----|------|---|
| 1   | <b>Christian Sanders</b> | G    | 6-4  | 192 | Sr. | 3L   | Houston, Texas/St. Thomas HS                    |
| 2   | Robert Cartwright        | G    | 6-2  | 180 | So. | 1L   | Pasadena, Calif./Flintridge Prep                |
| 3   | Malcolm Allen            | G    | 6-1  | 180 | Jr. | 2L   | Las Vegas, Nev./Centennial HS                   |
| 5   | Kodye Pugh               | F    | 6-8  | 205 | Fr. | HS   | Baltimore, Md./Blair Academy (N.J.)             |
| 10  | <b>Michael Humphrey</b>  | F    | 6-9  | 220 | Jr. | 2L   | Phoenix, Ariz./Sunnyslope HS                    |
| 11  | <b>Dorian Pickens</b>    | G/F  | 6-5  | 215 | Jr. | 2L   | Phoenix, Ariz./Pinnacle HS                      |
| 12  | Josh Hanson              | F    | 6-1  | 175 | So. | 1L   | Houston, Texas/St. John's School                |
| 14  | Marcus Sheffield         | G/F  | 6-5  | 180 | So. | 1L   | Alpharetta, Ga./Chattahoochee HS                |
| 15  | <b>Marcus Allen</b>      | G    | 6-3  | 190 | Sr. | 3L   | Las Vegas, Nev./Centennial HS                   |
| 20  | Josh Sharma              | C    | 7-0  | 220 | So. | 1L   | Lexington, Mass./Northfield Mount Hermon School |
| 21  | Cameron Walker           | F    | 6-7  | 200 | So. | 1L   | Santa Maria, Calif./Righetti HS                 |
| 22  | Reid Travis              | F    | 6-8  | 245 | So. | 1L   | Minneapolis, Minn./DeLaSalle HS                 |
| 30  | Grant Verhoeven          | C    | 6-9  | 250 | Sr. | 3L   | Hanford, Calif./Central Valley Christian HS     |
| 33  | Trevor Stanback          | F    | 6-11 | 220 | Fr. | HS   | Pasadena, Calif./Maranatha HS                   |

\* - Has used redshirt year. Returning starter in **bold**.

**STRENGTHS** - First-year Stanford head coach **Jerod Haase** will benefit from the Pac-12's most experienced returning roster with 11 letterwinners back on The Farm in 2016-17. Four starters are back to the lineup in **Dorian Pickens, Marcus Allen, Michael Humphrey** and **Christian Sanders**. However, that quartet doesn't include the Cardinal's top returning scorer and rebounder **Reid Travis** (12.8 ppg/7.1 rpg), who missed the final 22 games of last season due to injury, as well as key reserves **Marcus Sheffield** (6.0 ppg), **Grant Verhoeven** (3.3 ppg) and **Malcolm Allen** (2.4 ppg). All told, Haase will have the best returning scoring (77.5%), rebounding (78.8%), steals (82.8%) and blocks (94.7%) production in the Pac-12 in 2016-17, as well as the second-best assist total (85.7%) and more than two-thirds of threes made (67.4%) ... **Robert Cartwright**, who was expected to start at point guard in 2015-16, is slated to return after missing the entire season with a forearm injury ... Stanford's two newcomers are both Top 100 freshmen forwards in 6-8 **Kodye Pugh** and 6-11 **Trevor Stanback**.

Despite having 10 of its top 11 players back from last year's roster, the lone departed player is First Team All-Pac-12 performer and leading scorer Rosco Allen (15.6 ppg/6.5 rpg), who opted to turn pro with a year of eligibility remaining ... The returning experience will be helpful considering the Cardinal's challenging non-conference slate that features an opening contest against a reloaded Harvard team in the Pac-12 China Game, the Advocare Invitational, and potential Top 25 teams in Saint Mary's, Kansas and SMU.

## 2015-16 STANFORD RESULTS (15-15, 8-10)

|                |                          |              |                         |
|----------------|--------------------------|--------------|-------------------------|
| Nov., Fri., 13 | Wisconsin-Green Bay (1)  | W 93-89 (OT) | Sanders - 23            |
| Nov., Sun., 15 | Charleston Southern (1)  | W 93-59      | Pickens - 20            |
| Nov., Thu., 19 | SMU                      | L 70-85      | M. Allen - 18           |
| Nov., Sun., 22 | at Saint Mary's (Calif.) | L 61-78      | Reid - 18               |
| Nov., Thu., 26 | vs. #8 Villanova (2)     | L 45-59      | M. Allen - 12           |
| Nov., Fri., 27 | vs. Arkansas (2)         | W 69-66      | R. Allen - 25           |
| Dec., Sat., 12 | Dartmouth                | W 64-50      | R. Allen - 17           |
| Dec., Tue., 15 | DePaul                   | W 79-60      | M. Allen - 17           |
| Dec., Sat., 19 | Texas                    | L 73-75      | Pickens - 24            |
| Dec., Mon., 21 | Sacramento State         | W 70-60      | Humphrey - 21           |
| Dec., Sun., 27 | Carroll College          | W 83-38      | Pickens - 18            |
| Jan., Fri., 1  | #21 Utah *               | W 70-68 (OT) | R. Allen/Sheffield - 17 |
| Jan., Sun., 3  | Colorado *               | L 55-56      | Humphrey - 19           |
| Jan., Wed., 6  | at Oregon State *        | W 78-72      | R. Allen - 21           |
| Jan., Sun., 10 | at Oregon *              | L 58-71      | Humphrey - 18           |
| Jan., Thu., 14 | California *             | W 77-71      | R. Allen - 22           |
| Jan., Thu., 21 | #12 Arizona *            | L 57-71      | Sheffield - 17          |
| Jan., Sat., 23 | Arizona State *          | W 75-73      | R. Allen - 24           |
| Jan., Wed., 27 | at Colorado *            | L 75-91      | R. Allen - 25           |
| Jan., Sat., 30 | at Utah *                | L 74-96      | R. Allen/Pickens - 16   |
| Feb., Sat., 6  | at California *          | L 61-76      | R. Allen - 16           |
| Feb., Thu., 11 | Oregon State *           | L 50-62      | R. Allen - 12           |
| Feb., Sat., 13 | #11 Oregon *             | W 76-72      | R. Allen - 25           |
| Feb., Thu., 18 | at Washington State *    | W 72-56      | Humphrey - 26           |
| Feb., Sat., 20 | at Washington *          | L 53-64      | R. Allen - 20           |
| Feb., Thu., 25 | USC *                    | W 84-64      | Pickens - 25            |
| Feb., Sat., 27 | UCLA *                   | W 79-70      | Humphrey - 24           |
| Mar., Thu., 3  | at Arizona State *       | L 64-74      | Pickens - 19            |
| Mar., Sat., 5  | at #18 Arizona *         | L 62-94      | M. Allen/R. Allen - 16  |
| Mar., Wed., 9  | vs. Washington (3)       | L 68-91      | Pickens - 17            |

(1) NIT Season Tip-Off, Stanford Calif.

(2) NIT Season Tip-Off, Brooklyn, N.Y. (Barclays Center)

(3) Pac-12 Tournament, Las Vegas, Nev. (MGM Grand Garden Arena)

\*Pac-12 Conference Game

Rankings listed are AP

## 2015-16 STANFORD STATISTICS (Overall: 15-15, Pac-12: 8-10/9th) - Returning players in bold.

| Player                    | GP-GS     | Min/Avg   | TOTAL           |             | 3-PTS          |             | FT-A           | Pct         | REBOUNDS       |             |             | PF-FO         | A          | TO         | Blk       | Stl        | Pts         | Avg         |
|---------------------------|-----------|-----------|-----------------|-------------|----------------|-------------|----------------|-------------|----------------|-------------|-------------|---------------|------------|------------|-----------|------------|-------------|-------------|
|                           |           |           | FG-A            | Pct         | 3FG-A          | Pct         |                |             | Off/Def        | Tot         | Avg         |               |            |            |           |            |             |             |
| Allen, Rosco              | 30-30     | 1018/33.9 | 142-335         | .424        | 56-166         | .337        | 127-172        | .738        | 48/146         | 194         | 6.5         | 84-2          | 50         | 60         | 5         | 35         | 467         | 15.6        |
| <b>Travis, Reid</b>       | 8-8       | 262/32.8  | 39-70           | .557        | 0-0            | .000        | 24-50          | .480        | 26/31          | 57          | 7.1         | 19-1          | 6          | 17         | 5         | 6          | 102         | 12.8        |
| <b>Pickens, Dorian</b>    | 30-19     | 880/29.3  | 117-280         | .418        | 52-144         | .361        | 84-114         | .737        | 41/68          | 109         | 3.6         | 65-0          | 56         | 33         | 4         | 31         | 370         | 12.3        |
| <b>Allen, Marcus</b>      | 28-25     | 878/31.4  | 101-247         | .409        | 18-75          | .240        | 90-124         | .726        | 35/73          | 108         | 3.9         | 70-1          | 52         | 45         | 1         | 39         | 310         | 11.1        |
| <b>Humphrey, Michael</b>  | 30-27     | 726/24.2  | 128-260         | .492        | 9-28           | .321        | 45-70          | .643        | 57/134         | 191         | 6.4         | 95-5          | 23         | 45         | 38        | 30         | 310         | 10.3        |
| <b>Sheffield, Marcus</b>  | 28-4      | 467/16.7  | 56-144          | .389        | 17-45          | .378        | 40-57          | .702        | 16/47          | 63          | 2.3         | 40-0          | 28         | 32         | 2         | 13         | 169         | 6.0         |
| <b>Sanders, Christian</b> | 27-24     | 585/21.7  | 32-106          | .302        | 7-36           | .194        | 44-54          | .815        | 6/54           | 60          | 2.2         | 41-0          | 70         | 42         | 0         | 16         | 115         | 4.3         |
| <b>Verhoeven, Grant</b>   | 27-10     | 399/14.8  | 32-73           | .438        | 5-9            | .556        | 21-32          | .656        | 29/26          | 55          | 2.0         | 78-7          | 6          | 12         | 13        | 11         | 90          | 3.3         |
| <b>Allen, Malcolm</b>     | 28-2      | 336/12.0  | 28-61           | .459        | 6-18           | .333        | 6-14           | .429        | 2/20           | 22          | 0.8         | 22-0          | 33         | 32         | 1         | 12         | 68          | 2.4         |
| <b>Sharma, Josh</b>       | 26-0      | 205/7.9   | 22-46           | .478        | 1-6            | .167        | 5-13           | .385        | 13/27          | 40          | 1.5         | 43-2          | 3          | 6          | 23        | 5          | 50          | 1.9         |
| <b>Walker, Cameron</b>    | 25-1      | 267/10.7  | 7-24            | .292        | 1-6            | .167        | 19-39          | .487        | 10/22          | 32          | 1.3         | 40-2          | 23         | 18         | 2         | 5          | 34          | 1.4         |
| Adedeji, Ayo              | 3-0       | 6/2.0     | 0-3             | .000        | 0-2            | .000        | 3-4            | .750        | 2/3            | 5           | 1.7         | 1-0           | 0          | 0          | 0         | 0          | 3           | 1.0         |
| Seutin, Alex              | 3-0       | 10/3.3    | 0-1             | .000        | 0-0            | .000        | 0-0            | .000        | 0/0            | 0           | 0.0         | 0-0           | 0          | 0          | 0         | 0          | 0           | 0.0         |
| <b>Hanson, Josh</b>       | 5-0       | 7/1.4     | 0-3             | .000        | 0-3            | .000        | 0-0            | .000        | 0/1            | 1           | 0.2         | 2-0           | 0          | 0          | 0         | 0          | 0           | 0.0         |
| Proulx, Ian               | 1-0       | 4/4.0     | 0-0             | .000        | 0-0            | .000        | 0-0            | .000        | 0/0            | 0           | 0.0         | 0-0           | 0          | 0          | 0         | 0          | 0           | 0.0         |
| TEAM                      |           |           |                 |             |                |             |                |             | 43/44          | 87          | 2.9         | 0             |            | 13         |           |            |             |             |
| <b>STANFORD</b>           | <b>30</b> |           | <b>704-1653</b> | <b>.426</b> | <b>172-538</b> | <b>.320</b> | <b>508-743</b> | <b>.684</b> | <b>328/696</b> | <b>1024</b> | <b>34.1</b> | <b>600-20</b> | <b>350</b> | <b>355</b> | <b>94</b> | <b>203</b> | <b>2088</b> | <b>69.6</b> |
| <b>Opponents</b>          | <b>30</b> |           | <b>728-1647</b> | <b>.442</b> | <b>228-627</b> | <b>.364</b> | <b>427-646</b> | <b>.661</b> | <b>319/731</b> | <b>1050</b> | <b>35.0</b> | <b>645-</b>   | <b>420</b> | <b>405</b> | <b>93</b> | <b>161</b> | <b>2111</b> | <b>70.4</b> |



## Steve Alford Head Coach

Career record: 528-275 (25 years)  
at UCLA: 65-40 (3 years)  
in Pac-12: 29-25 (3 years)



## Isaac Hamilton Senior Forward

- Leading returning scorer in the Pac-12 (16.8 ppg).
- 2015-16 Second Team All-Pac-12 selection.



## BRUIN FACTS

Location:..... Los Angeles, CA 90024  
Founded/Enrollment:..... 1919/43,301  
Colors: ..... Blue & Gold  
Home Court: ..... Pauley Pavilion (13,800/1965)  
Press Row Phone:..... (310) 825-1899  
Chancellor: ..... Gene D. Block  
Faculty Rep: ..... Donald Morrison  
Athletic Director: ..... Dan Guerrero  
Basketball Office Phone: ..... (310) 825-8699  
Assistant Coaches: ..... Ed Schilling, Duane Broussard  
..... David Grace  
Director of Athletic Communications:..... Josh Rupprecht  
Basketball SID: ..... Alex Timiraos  
E-mail: ..... atimiraos@athletics.ucla.edu  
..... cell: (310) 847-9231  
SID Phone: ..... (310) 206-0524  
Website:..... www.uclabruins.com

## 2016-17 UCLA SCHEDULE

### November

|            |                         |             |         |
|------------|-------------------------|-------------|---------|
| Fri., 11   | PACIFIC                 | 6 p.m.      | PAC12   |
| Sun., 13   | CSUN                    | 6 p.m.      | PAC12   |
| Thurs., 17 | SAN DIEGO               | 8 p.m.      | PAC12   |
| Sun., 20   | LONG BEACH STATE        | 7 p.m.      | PAC12   |
| Thurs., 24 | vs. Portland (1)        | 8 p.m.      | ESPN2   |
| Fri., 25   | vs. Nebraska/Dayton (1) | 6:30/9 p.m. | ESPN2/3 |
| Sun., 27   | vs. TBD (1)             | TBD         | ESPN/U  |
| Wed., 30   | UC RIVERSIDE            | 8 p.m.      | PAC12   |

### December

|          |                    |           |       |
|----------|--------------------|-----------|-------|
| Sat., 3  | at Kentucky        | 9:30 a.m. | CBS   |
| Sat., 10 | MICHIGAN           | 5 p.m.    | ESPN2 |
| Wed., 14 | UC SANTA BARBARA   | 7:30 p.m. | PAC12 |
| Sat., 17 | vs. Ohio State (2) | 12 p.m.   | CBS   |
| Wed., 21 | WESTERN MICHIGAN   | 8 p.m.    | PAC12 |
| Wed., 28 | at Oregon *        | 6 p.m.    | ESPN2 |
| Fri., 30 | at Oregon State *  | 8 p.m.    | PAC12 |

### January

|            |                 |        |        |
|------------|-----------------|--------|--------|
| Thurs., 5  | CALIFORNIA *    | 6 p.m. | ESPN/2 |
| Sun., 8    | STANFORD *      | 5 p.m. | FS1    |
| Thurs., 12 | at Colorado *   | 8 p.m. | FS1    |
| Sat., 14   | at Utah *       | 3 p.m. | PAC12  |
| Thurs., 19 | ARIZONA STATE * | 8 p.m. | FS1    |
| Sat., 21   | ARIZONA *       | 1 p.m. | CBS    |
| Wed., 25   | at USC *        | 8 p.m. | FS1    |

### February

|            |                       |           |        |
|------------|-----------------------|-----------|--------|
| Wed., 1    | at Washington State * | 6 p.m.    | PAC12  |
| Sat., 4    | at Washington *       | 7:30 p.m. | PAC12  |
| Thurs., 9  | OREGON *              | 7 p.m.    | ESPN   |
| Sun., 12   | OREGON STATE *        | 2 p.m.    | FS1    |
| Sat., 18   | USC *                 | 7 p.m.    | PAC12  |
| Thurs., 23 | at Arizona State *    | 6 p.m.    | ESPN/2 |
| Sat., 25   | at Arizona *          | TBD       | ESPN/2 |

### March

|         |                       |           |       |
|---------|-----------------------|-----------|-------|
| Wed., 1 | WASHINGTON *          | 8 p.m.    | FS1   |
| Sat., 4 | WASHINGTON STATE *    | 6:30 p.m. | ESPNU |
| 8-11    | Pac-12 Tournament (3) |           |       |

- (1) Wooden Legacy, Fullerton & Anaheim, Calif. (Titan Gym & Honda Center)  
(2) CBS Sports Classic, Las Vegas, Nev. (T-Mobile Arena)  
(3) Las Vegas, Nev. (T-Mobile Arena)

\* Pac-12 Game  
Game times PT

## UCLA NUMERICAL ROSTER

| No. | Name                  | Pos. | Ht.  | Wt. | Yr. | Exp. | Hometown/Last School                                       |
|-----|-----------------------|------|------|-----|-----|------|--|
| 0   | Alex Olesinski        | F    | 6-10 | 200 | So. | 1L   | Roswell, N.M./La Lumiere School (Ind.)                     |
| 2   | Lonzo Ball            | G    | 6-6  | 190 | Fr. | HS   | Chino Hills, Calif./Chino Hills HS                         |
| 3   | <b>Aaron Holiday</b>  | G    | 6-1  | 185 | So. | 1L   | Chatsworth, Calif./Campbell Hall HS                        |
| 10  | <b>Isaac Hamilton</b> | G    | 6-5  | 195 | Sr. | 3L   | Los Angeles, Calif./St. John Bosco HS                      |
| 13  | Ike Anigbogu          | F/C  | 6-10 | 250 | Fr. | HS   | Corona, Calif./Centennial HS                               |
| 14  | Gyorgy "G.G." Goloman | F    | 6-11 | 215 | Jr. | 2L   | Kormend, Hungary/The Sagemont School (Fla.)                |
| 15  | Jerrold Smith         | G    | 6-0  | 165 | Sr. | 3L   | Los Angeles, Calif./St. Bernard's HS                       |
| 20  | <b>Bryce Alford</b>   | G    | 6-3  | 185 | Sr. | 3L   | Albuquerque, N.M./La Cueva HS                              |
| 21  | Alec Wulff            | G    | 6-3  | 185 | Jr. | 2L   | Laguna Beach, Calif./Laguna Beach HS                       |
| 22  | TJ Leaf               | F    | 6-10 | 225 | Fr. | HS   | El Cajon, Calif./Foothills Christian HS                    |
| 23  | Prince Ali            | G    | 6-3  | 190 | So. | 1L   | The Bronx, N.Y./The Sagemont School (Fla.)                 |
| 34  | Ikenna Okwarabizie    | C    | 6-9  | 250 | Jr. | 1L   | Lagos, Nigeria/East HS (Iowa)/Tyler Junior College (Texas) |
| 40  | <b>Thomas Welsh</b>   | C    | 7-0  | 245 | Jr. | 2L   | Redondo Beach, Calif./Loyola HS                            |

\* - Has used redshirt year. Returning starter in **bold**.

**STRENGTHS** - With 10 returners, including four starters, the Bruins are poised to be much improved over last year's 15-17 mark and 10th-place showing in the Pac-12. Add in a Top 5 recruiting class (ESPN No. 5, Scout No. 4, 247 Sports No. 10), and UCLA is expected to be a preseason Top 25 team ... All four returning starters averaged double-figure scoring last season: **Isaac Hamilton** (16.8 ppg), **Bryce Alford** (16.1 ppg), **Thomas Welsh** (11.2 ppg) and **Aaron Holiday** (10.3 ppg). All totaled among its 10 returners, UCLA has the second-most scoring back (77%) in the Pac-12 just behind Stanford. Perhaps more impressive is the offensive facilitation and firepower back for the Bruins as 84.3 percent of the team's assist production returns, led by Alford (5.2 apg), Holiday (3.9 apg) and Hamilton (3.3 apg), and 94.5 percent of made threes are back led by the same trio (172 combined threes) ... Alford is the league's returning career leader in points (1,364), assists (445) and threes (213) ... McDonald's All-Americans **Lonzo Ball** and **T.J. Leaf** will provide an immediate impact, but fellow Top 100 freshman **Ike Anigbogu**, a 6-10 forward/center, may be the most critical addition for the Bruins' frontcourt needs.

Defense and rebounding will be major keys to Bruins' success in 2016-17. UCLA surrendered 76.7 points and 37.1 rebounds per game in 2015-16, both 10th in the league. With the departure of second- and third-leading rebounders Tony Parker (8.2 rpg) and Jonah Bolden (4.8 rpg), the Bruins will need to establish an interior presence to be a factor on the boards and defensive end.

## 2015-16 UCLA RESULTS (15-17, 6-12)

|                |                            |               |                      |
|----------------|----------------------------|---------------|----------------------|
| Nov., Fri., 13 | Monmouth                   | L 81-84       | Alford - 22          |
| Nov., Sun., 15 | Cal Poly                   | W 88-83       | Welsh - 22           |
| Nov., Thu., 19 | Pepperdine                 | W 81-67       | Alford - 19          |
| Nov., Mon., 23 | vs. UNLV (1)               | W 77-75       | Alford/Welsh - 20    |
| Nov., Tue., 24 | vs. #5 Kansas (1)          | L 73-92       | Hamilton - 19        |
| Nov., Wed., 25 | vs. Wake Forest (1)        | L 77-80       | Hamilton/Parker - 18 |
| Nov., Sun., 29 | Cal State Northridge       | W 77-45       | Hamilton/Parker - 14 |
| Dec., Thu., 3  | #1 Kentucky                | W 87-77       | Welsh - 21           |
| Dec., Sun., 6  | Long Beach State           | W 83-76       | Alford - 24          |
| Dec., Sat., 12 | at #20 Gonzaga             | W 71-66       | Hamilton - 20        |
| Dec., Tue., 15 | Louisiana-Lafayette        | W 89-80       | Alford - 27          |
| Dec., Sat., 19 | vs. #11 North Carolina (2) | L 76-89       | Hamilton - 23        |
| Dec., Tue., 22 | McNeese State              | W 67-53       | Hamilton - 18        |
| Jan., Fri., 1  | at Washington *            | L 93-96 (20T) | Alford - 30          |
| Jan., Sun., 3  | at Washington State *      | L 78-85       | Hamilton - 27        |
| Jan., Thu., 7  | #7 Arizona *               | W 87-84       | Alford - 25          |
| Jan., Sat., 9  | Arizona State *            | W 81-74       | Hamilton - 26        |
| Jan., Wed., 13 | USC *                      | L 75-89       | Parker - 27          |
| Jan., Wed., 20 | at Oregon State *          | W 82-73       | Hamilton - 25        |
| Jan., Sat., 23 | at Oregon *                | L 72-86       | Holiday - 19         |
| Jan., Thu., 28 | Washington *               | L 84-86       | Alford - 28          |
| Jan., Sat., 30 | Washington State *         | W 83-50       | Hamilton - 22        |
| Feb., Thu., 4  | at USC *                   | L 61-80       | Holiday - 15         |
| Feb., Fri., 12 | at #17 Arizona *           | L 75-81       | Hamilton - 24        |
| Feb., Sun., 14 | at Arizona State *         | W 78-65       | Bolden - 16          |
| Feb., Thu., 18 | Utah *                     | L 73-75       | Hamilton - 25        |
| Feb., Sat., 20 | Colorado *                 | W 77-53       | Hamilton - 22        |
| Feb., Thu., 25 | at California *            | L 63-75       | Alford/Parker - 15   |
| Feb., Sat., 27 | at Stanford *              | L 70-79       | Alford - 20          |
| Mar., Wed., 2  | #9 Oregon *                | L 68-76       | Hamilton - 19        |
| Mar., Sat., 5  | Oregon State *             | L 82-86       | Hamilton - 21        |
| Mar., Wed., 9  | vs. USC (3)                | L 71-95       | Welsh - 12           |

(1) Maui Jim Maui Invitational, Maui, Hawai'i (Lahaina Civic Center)

(2) CBS Sports Classic, Brooklyn, N.Y. (Barclays Center)

(3) Pac-12 Tournament, Las Vegas, Nev. (MGM Grand Garden Arena)

\*Pac-12 Conference Game  
Rankings listed are AP

## 2015-16 UCLA STATISTICS (Overall: 15-17, Pac-12: 6-12/10th) - Returning players in bold.

| Player                     | GP-GS     | Min/Avg   | TOTAL           |             | 3-PTS          |             | REBOUNDS       |             | PF-FO          | A           | TO          | Blk           | Stl        | Pts        | Avg        |            |             |             |
|----------------------------|-----------|-----------|-----------------|-------------|----------------|-------------|----------------|-------------|----------------|-------------|-------------|---------------|------------|------------|------------|------------|-------------|-------------|
|                            |           |           | FG-A            | Pct         | 3FG-A          | Pct         | FT-A           | Pct         |                |             |             |               |            |            |            | Off/Def    | Tot         | Avg         |
| <b>Hamilton, Isaac</b>     | 32-32     | 1128/35.2 | 206-436         | .472        | 60-159         | .377        | 66-82          | .805        | 31/104         | 135         | 4.2         | 69-1          | 106        | 76         | 2          | 33         | 538         | 16.8        |
| <b>Alford, Bryce</b>       | 32-32     | 1160/36.2 | 157-408         | .385        | 73-199         | .367        | 128-154        | .831        | 9/113          | 122         | 3.8         | 41-0          | 167        | 63         | 0          | 23         | 515         | 16.1        |
| Parker, Tony               | 32-27     | 802/25.1  | 164-304         | .539        | 0-0            | .000        | 74-150         | .493        | 104/158        | 262         | 8.2         | 103-2         | 21         | 54         | 31         | 20         | 402         | 12.6        |
| <b>Welsh, Thomas</b>       | 31-26     | 832/26.8  | 157-266         | .590        | 0-0            | .000        | 34-45          | .756        | 100/163        | 263         | 8.5         | 86-6          | 17         | 25         | 32         | 8          | 348         | 11.2        |
| <b>Holiday, Aaron</b>      | 32-32     | 1013/31.7 | 114-289         | .394        | 39-93          | .419        | 64-88          | .727        | 19/77          | 96          | 3.0         | 103-7         | 127        | 92         | 8          | 45         | 331         | 10.3        |
| Bolden, Jonah              | 31-11     | 672/21.7  | 51-123          | .415        | 9-36           | .250        | 33-45          | .733        | 36/114         | 150         | 4.8         | 64-1          | 33         | 26         | 27         | 21         | 144         | 4.6         |
| <b>Ali, Prince</b>         | 29-0      | 342/11.8  | 40-103          | .388        | 12-40          | .300        | 21-37          | .568        | 5/26           | 31          | 1.1         | 36-0          | 11         | 23         | 3          | 11         | 113         | 3.9         |
| <b>Goloman, Gyorgy</b>     | 15-0      | 181/12.1  | 11-33           | .333        | 2-9            | .222        | 6-16           | .375        | 18/23          | 41          | 2.7         | 34-1          | 4          | 10         | 6          | 5          | 30          | 2.0         |
| <b>Olesinski, Alex</b>     | 23-0      | 161/7.0   | 7-26            | .269        | 1-7            | .143        | 13-20          | .650        | 21/25          | 46          | 2.0         | 34-0          | 4          | 10         | 0          | 5          | 28          | 1.2         |
| <b>Wulff, Alec</b>         | 5-0       | 7/1.4     | 2-2             | 1.000       | 2-2            | 1.000       | 0-0            | .000        | 0/0            | 0           | 0.0         | 0-0           | 1          | 0          | 0          | 0          | 6           | 1.2         |
| Allen, Noah                | 24-0      | 154/6.4   | 6-22            | .273        | 2-5            | .400        | 11-14          | .786        | 3/14           | 17          | 0.7         | 21-0          | 10         | 5          | 1          | 4          | 25          | 1.0         |
| <b>Okwarabizie, Ikenna</b> | 7-0       | 13/1.9    | 0-2             | .000        | 0-0            | .000        | 0-0            | .000        | 1/3            | 4           | 0.6         | 4-0           | 0          | 2          | 0          | 0          | 0           | 0.0         |
| <b>Smith, Jerrold</b>      | 8-0       | 10/1.3    | 0-2             | .000        | 0-1            | .000        | 0-0            | .000        | 1/0            | 1           | 0.1         | 0-0           | 1          | 1          | 0          | 0          | 0           | 0.0         |
| TEAM                       |           |           |                 |             |                |             |                |             | 45/54          | 99          | 3.1         | 1             | 5          |            |            |            |             |             |
| <b>UCLA</b>                | <b>32</b> |           | <b>915-2016</b> | <b>.454</b> | <b>200-551</b> | <b>.363</b> | <b>450-651</b> | <b>.691</b> | <b>393/874</b> | <b>1267</b> | <b>39.6</b> | <b>596-18</b> | <b>502</b> | <b>392</b> | <b>110</b> | <b>175</b> | <b>2480</b> | <b>77.5</b> |
| <b>Opponents</b>           | <b>32</b> |           | <b>860-2002</b> | <b>.430</b> | <b>268-757</b> | <b>.354</b> | <b>467-678</b> | <b>.689</b> | <b>381/807</b> | <b>1188</b> | <b>37.1</b> | <b>619-</b>   | <b>462</b> | <b>374</b> | <b>99</b>  | <b>213</b> | <b>2455</b> | <b>76.7</b> |



## Andy Enfield Head Coach

Career record: 85-82 (5 years)  
at USC: 44-54 (3 years)  
in Pac-12: 14-40 (3 years)



## Jordan McLaughlin Junior Guard

- 2015-16 honorable mention All-Pac-12 selection
- One of three players in the Pac-12 in 2015-16 to rank in the top 25 in the league in scoring (13.4 ppg, 22nd) and top 5 in assists (4.7 apg, 5th) and steals (1.6 spg, 4th).



## TROJAN FACTS

Location:..... Los Angeles, CA 90089  
 Founded/Enrollment:..... 1880/43,000  
 Colors: ..... Cardinal & Gold  
 Home Court: ..... Galen Center (10,258/2006)  
 Press Row Phones ..... (213) 741-1341/0174  
 President: ..... C.L. Max Nikias  
 Faculty Rep: ..... Clare Pastore  
 Athletic Director: ..... Lynn Swann  
 Associate Head Coach: ..... Tony Bland  
 Assistant Coaches: ..... Jason Hart, Chris Capko  
 Basketball Office Phone: ..... (213) 740-3815  
 SID: ..... Tim Tesselone  
 Basketball SID: ..... David Tuttle  
 E-mail: ..... davidtut@usc.edu  
 Cell: (213) 725-3102  
 SID Phone: ..... (213) 740-8480  
 Website: ..... www.usctrojans.com

## 2016-17 USC SCHEDULE

### November

|           |                  |        |       |
|-----------|------------------|--------|-------|
| Fri., 11  | MONTANA          | 8 p.m. | PAC12 |
| Sun., 13  | OMAHA            | 4 p.m. | PAC12 |
| Fri., 18  | at Texas A&M     | 4 p.m. | SECN  |
| Tues., 22 | NEW ORLEANS      | 6 p.m. | PAC12 |
| Fri., 25  | SMU              | 4 p.m. | PAC12 |
| Sun., 27  | UC SANTA BARBARA | 7 p.m. | PAC12 |
| Wed., 30  | at San Diego     | TBD    | TBD   |

### December

|            |                        |             |       |
|------------|------------------------|-------------|-------|
| Sat., 3    | vs. BYU (1)            | 5 p.m.      | ESPNU |
| Sun., 11   | PEPPERDINE             | 7 p.m.      | PAC12 |
| Sat., 17   | TROY                   | 7:30 p.m.   | PAC12 |
| Mon., 19   | CORNELL                | 7:30 p.m.   | PAC12 |
| Thurs., 22 | vs. Missouri State (2) | 8 p.m.      | FS1   |
| Fri., 23   | vs. DePaul/Wyoming (2) | 5:30/8 p.m. | FS1   |
| Wed., 28   | at Oregon State *      | 8 p.m.      | PAC12 |
| Fri., 30   | at Oregon *            | 7 p.m.      | FS1   |

### January

|            |                 |           |       |
|------------|-----------------|-----------|-------|
| Thurs., 5  | STANFORD *      | 8 p.m.    | PAC12 |
| Sun., 8    | CALIFORNIA *    | 7 p.m.    | ESPNU |
| Thurs., 12 | at Utah *       | 6 p.m.    | PAC12 |
| Sun., 15   | at Colorado *   | 5:30 p.m. | ESPNU |
| Thurs., 19 | ARIZONA*        | 6 p.m.    | PAC12 |
| Sun., 22   | ARIZONA STATE * | 5:30 p.m. | ESPNU |
| Wed., 25   | UCLA *          | 8 p.m.    | FS1   |

### February

|            |                       |           |       |
|------------|-----------------------|-----------|-------|
| Wed., 1    | at Washington *       | 8 p.m.    | ESPNU |
| Sat., 4    | at Washington State * | 5 p.m.    | PAC12 |
| Thurs., 9  | OREGON STATE *        | 8 p.m.    | PAC12 |
| Sat., 11   | OREGON *              | 7:30 p.m. | PAC12 |
| Sat., 18   | at UCLA *             | 7 p.m.    | PAC12 |
| Thurs., 23 | at Arizona *          | 7 p.m.    | PAC12 |
| Sun., 26   | at Arizona State *    | 3:30 p.m. | PAC12 |

### March

|         |                       |           |       |
|---------|-----------------------|-----------|-------|
| Wed., 1 | WASHINGTON STATE *    | 7 p.m.    | PAC12 |
| Sat., 4 | WASHINGTON *          | 3:30 p.m. | PAC12 |
| 8-11    | Pac-12 Tournament (3) |           |       |

- (1) HoopHall LA '16, Los Angeles, Calif. (STAPLES Center)  
 (2) Las Vegas Classic, Las Vegas, Nev. (Orleans Arena)  
 (3) Las Vegas, Nev. (T-Mobile Arena)

\* Pac-12 Game  
 Game times PT

## USC NUMERICAL ROSTER

| No. | Name                     | Pos. | Ht.  | Wt. | Yr.   | Exp | Hometown/Last School                                 |
|-----|--------------------------|------|------|-----|-------|-----|--|
| 0   | Shaqquan Aaron           | G    | 6-7  | 175 | R-So. | TR  | Seattle, Wash./Rainier Beach HS/Louisville           |
| 1   | Charles Buggs            | F    | 6-9  | 230 | R-Sr. | TR  | Arlington, Texas/Hargrave Military Academy/Minnesota |
| 2   | Jonah Mathews            | G    | 6-3  | 180 | Fr.   | HS  | Santa Monica, Calif./Santa Monica                    |
| 3   | Harrison Henderson       | F    | 6-10 | 205 | Fr.   | HS  | Dallas, Texas/South Grand Prairie HS                 |
| 4   | Chimezie Metu            | F    | 6-11 | 215 | So.   | 1L  | Lawndale, Calif./Lawndale HS                         |
| 5   | Derryck Thornton#        | G    | 6-2  | 185 | So.   | TR  | Los Angeles, Calif./Findlay Prep (Nev.)/Duke         |
| 11  | <b>Jordan McLaughlin</b> | G    | 6-1  | 170 | Jr.   | 2L  | Etiwanda, Calif./Etiwanda HS                         |
| 13  | Samer Dhillon            | F    | 6-8  | 210 | Sr.   | 3L  | Sacramento, Calif./Inderkum HS                       |
| 21  | Kurt Karis               | G    | 6-1  | 190 | R-Jr. | TR  | Northbrook, Ill./Glenbrook North/Chicago State       |
| 22  | De'Anthony Melton        | G    | 6-4  | 180 | Fr.   | HS  | North Hollywood, Calif./Crespi HS                    |
| 25  | <b>Bennie Boatwright</b> | F    | 6-10 | 220 | So.   | 1L  | Mission Hills, Calif./Village Christian HS           |
| 30  | <b>Elijah Stewart</b>    | G    | 6-5  | 180 | Jr.   | 2L  | DeRidder, La./Westchester HS                         |
| 31  | Nick Rakocevic           | F    | 6-10 | 215 | Fr.   | HS  | Chicago, Ill./St. Joseph's HS                        |

\* - Has used redshirt year. Returning starter in **bold**. # - Transfer and will sit the 2016-17 season.

**STRENGTHS** - The second-highest scoring (80.5 ppg) and tempo team (via KenPom.com) in the Pac-12 last season, trailing only Washington, will likely turn things up another notch in 2016-17 ... Three returning starters all averaged at least 9.8 points and made at least 56 threes in 2015-16: **Jordan McLaughlin** (13.4 ppg, 56 3FG), **Bennie Boatwright** (11.5 ppg/60 3FG) and **Elijah Stewart** (9.8 ppg/60 3FG) ... McLaughlin enters season second among Pac-12 returning career steals (88) leaders and third in assists (261) ... Trojans welcome three guards to perimeter-oriented lineup in now-eligible Louisville transfer **Shaquan Aaron**, Top 100 freshman sharpshooter **Jonah Mathews** and **De'Anthony Melton**. Add 6-10 forwards **Harrison Henderson** and **Nick Rakocevic** and USC's recruiting class ranks No. 31 nationally according to ESPN ... Received an important late addition in August when 6-9 immediately eligible transfer **Charles Buggs** joined roster from Minnesota, where he averaged 5.9 points and 2.9 rebounds in 2015-16.

Coming off a 2015-16 season that included its first NCAA Tournament appearance in five seasons and first AP Top 25 ranking since 2008, USC would certainly trend high in the preseason Top 25 provided the return of second- and third-leading scorers Nikola Jovanovic (12.1 ppg) and Julian Jacobs (11.6 ppg/5.5 app), but both opted to forgo final season of eligibility ... The frontcourt will be USC's biggest question mark in 2016-17 with only two key returning contributors over 6-5 - rim-rocking 6-11 forward **Chimezie Metu**, who averaged 6.4 points and 3.6 rebounds as a rookie, and rangy 6-10 wing **Bennie Boatwright**, who tied for the team-lead with 60 threes.

## 2015-16 USC RESULTS (21-13, 9-9)

|                |                           |                 |                                   |
|----------------|---------------------------|-----------------|-----------------------------------|
| Nov., Fri., 13 | San Diego                 | W 83-45         | McLaughlin - 20                   |
| Nov., Mon., 16 | Monmouth                  | W 101-90        | McLaughlin - 22                   |
| Nov., Sat., 21 | New Mexico                | W 90-82         | McLaughlin - 19                   |
| Nov., Mon., 23 | Cal State Northridge      | W 96-61         | McLaughlin - 20                   |
| Nov., Thu., 26 | vs. #20 Wichita State (1) | W 72-69         | Boatwright - 22                   |
| Nov., Fri., 27 | vs. #23 Xavier (1)        | L 77-87         | Jacobs/Jovanovic - 15             |
| Nov., Sun., 29 | vs. Monmouth (1)          | L 73-83         | Jacobs - 19                       |
| Dec., Thu., 3  | at UC Santa Barbara       | W 75-63         | Stewart - 15                      |
| Dec., Mon., 7  | Idaho                     | W 74-55         | Boatwright/Reinhardt - 17         |
| Dec., Sun., 13 | Yale                      | W 68-56         | Boatwright - 17                   |
| Dec., Thu., 17 | Cal Poly                  | W 101-82        | Reinhardt - 29                    |
| Dec., Mon., 21 | SIU-Edwardsville          | W 70-51         | Jovanovic - 21                    |
| Dec., Wed., 23 | Lafayette                 | W 100-64        | Stewart - 27                      |
| Jan., Fri., 1  | at Washington State *     | W 90-77         | Jovanovic - 20                    |
| Jan., Sun., 3  | at Washington *           | L 85-87         | Boatwright/McLaughlin/Jacobs - 15 |
| Jan., Thu., 7  | Arizona State *           | W 75-65         | Jacobs - 15                       |
| Jan., Sat., 9  | #7 Arizona *              | W 103-101 (4OT) | Stewart - 27                      |
| Jan., Wed., 13 | at UCLA *                 | W 89-75         | McLaughlin - 23                   |
| Jan., Thu., 21 | at Oregon *               | L 81-89         | Boatwright - 23                   |
| Jan., Sun., 24 | at Oregon State *         | L 70-85         | Stewart - 16                      |
| Jan., Thu., 28 | Washington State *        | W 81-71         | Reinhardt - 18                    |
| Jan., Sat., 30 | Washington *              | W 98-88         | Jovanovic - 28                    |
| Feb., Thu., 4  | UCLA                      | W 80-61         | Jacobs - 17                       |
| Feb., Fri., 12 | at Arizona State *        | L 67-74         | Jovanovic - 25                    |
| Feb., Sun., 14 | at #17 Arizona *          | L 78-86         | Boatwright - 18                   |
| Feb., Wed., 17 | Colorado *                | W 79-72         | McLaughlin - 25                   |
| Feb., Sun., 21 | Utah *                    | L 69-80         | McLaughlin - 20                   |
| Feb., Thu., 25 | at Stanford *             | L 64-84         | Reinhardt - 14                    |
| Feb., Sun., 28 | at California *           | L 65-87         | Jovanovic - 21                    |
| Mar., Wed., 2  | Oregon State *            | W 81-70         | McLaughlin - 17                   |
| Mar., Sat., 5  | #9 Oregon *               | L 66-76         | Jovanovic/Reinhardt - 12          |
| Mar., Wed., 9  | vs. UCLA (2)              | W 95-71         | Boatwright - 19                   |
| Mar., Thu., 10 | vs. #12 Utah (2)          | L 72-80         | McLaughlin - 24                   |
| Mar., Thu., 17 | vs. 9-Providence (3)      | L 69-70         | McLaughlin - 15                   |

- (1) Advocare Invitational, Orlando, Fla. (HP Fieldhouse)  
 (2) Pac-12 Tournament, Las Vegas, Nev. (MGM Grand Garden Arena)  
 (3) NCAA Tournament West Region, Raleigh, N.C. (PNC Arena)

\*Pac-12 Conference Game  
 Rankings listed are AP

## 2015-16 USC STATISTICS (Overall: 21-13, Pac-12: 9-9/T-6th) - Returning players in bold.

| Player                    | GP-GS     | Min/Avg   | TOTAL           |             | 3-PTS          |             | REBOUNDS       |             | PF-FO          | A           | TO          | Blk           | Stl        | Pts        | Avg        |            |             |             |
|---------------------------|-----------|-----------|-----------------|-------------|----------------|-------------|----------------|-------------|----------------|-------------|-------------|---------------|------------|------------|------------|------------|-------------|-------------|
|                           |           |           | FG-A            | Pct         | 3FG-A          | Pct         | FT-A           | Pct         |                |             |             |               |            |            |            | Off/Def    | Tot         | Avg         |
| <b>McLaughlin, Jordan</b> | 34-34     | 1100/32.4 | 162-344         | .471        | 56-132         | .424        | 76-103         | .738        | 17/111         | 128         | 3.8         | 34-0          | 160        | 81         | 5          | 55         | 456         | 13.4        |
| Jovanovic, Nikola         | 34-34     | 877/25.8  | 154-294         | .524        | 7-13           | .538        | 98-150         | .653        | 72/165         | 237         | 7.0         | 81-0          | 13         | 47         | 27         | 11         | 413         | 12.1        |
| Jacobs, Julian            | 31-31     | 960/31.0  | 129-274         | .471        | 15-46          | .326        | 88-125         | .704        | 31/120         | 151         | 4.9         | 78-1          | 169        | 83         | 13         | 38         | 361         | 11.6        |
| <b>Boatwright, Bennie</b> | 33-32     | 805/24.4  | 121-307         | .394        | 60-167         | .359        | 76-103         | .738        | 50/121         | 171         | 5.2         | 105-6         | 34         | 45         | 26         | 13         | 378         | 11.5        |
| Reinhardt, Katin          | 34-18     | 913/26.9  | 146-329         | .444        | 60-161         | .373        | 36-46          | .783        | 22/73          | 95          | 2.8         | 34-0          | 48         | 48         | 5          | 35         | 388         | 11.4        |
| <b>Stewart, Elijah</b>    | 34-18     | 897/26.4  | 114-260         | .438        | 60-140         | .429        | 44-60          | .733        | 26/98          | 124         | 3.6         | 88-4          | 38         | 29         | 26         | 21         | 332         | 9.8         |
| <b>Metu, Chimezie</b>     | 34-2      | 628/18.5  | 88-170          | .518        | 0-1            | .000        | 41-80          | .513        | 54/69          | 123         | 3.6         | 85-3          | 18         | 36         | 54         | 19         | 217         | 6.4         |
| Clark, Darion             | 26-0      | 289/11.1  | 26-58           | .448        | 0-0            | .000        | 15-32          | .469        | 43/76          | 119         | 4.6         | 29-0          | 8          | 22         | 11         | 5          | 67          | 2.6         |
| Marquetti, Malik          | 27-0      | 198/7.3   | 18-48           | .375        | 5-20           | .250        | 12-19          | .632        | 11/18          | 29          | 1.1         | 20-0          | 12         | 6          | 5          | 9          | 53          | 2.0         |
| Martin, Malik             | 27-0      | 179/6.6   | 16-37           | .432        | 1-4            | .250        | 15-26          | .577        | 10/30          | 40          | 1.5         | 34-0          | 4          | 7          | 9          | 6          | 48          | 1.8         |
| Gavrilovic, Strahinj      | 18-1      | 46/2.6    | 7-15            | .467        | 2-4            | .500        | 6-6            | 1.000       | 0/4            | 4           | 0.2         | 0-0           | 0          | 4          | 1          | 3          | 22          | 1.2         |
| <b>Dhillon, Samer</b>     | 6-0       | 8/1.3     | 1-1             | 1.000       | 0-0            | .000        | 0-0            | .000        | 0/0            | 0           | 0.0         | 2-0           | 0          | 0          | 0          | 0          | 2           | 0.3         |
| TEAM                      |           |           |                 |             |                |             |                |             | 65/51          | 116         | 3.4         | 0             |            | 7          |            |            |             |             |
| <b>USC</b>                | <b>34</b> |           | <b>982-2137</b> | <b>.460</b> | <b>266-688</b> | <b>.387</b> | <b>507-750</b> | <b>.676</b> | <b>401/936</b> | <b>1337</b> | <b>39.3</b> | <b>590-14</b> | <b>504</b> | <b>415</b> | <b>182</b> | <b>215</b> | <b>2737</b> | <b>80.5</b> |
| <b>Opponents</b>          | <b>34</b> |           | <b>924-2215</b> | <b>.417</b> | <b>248-764</b> | <b>.325</b> | <b>441-627</b> | <b>.703</b> | <b>432/848</b> | <b>1280</b> | <b>37.6</b> | <b>664-</b>   | <b>468</b> | <b>417</b> | <b>134</b> | <b>196</b> | <b>2537</b> | <b>74.6</b> |



## Larry Krystkowiak Head Coach

Career record: 137-93 (7 years)  
at Utah: 95-73 (5 years)  
in Pac-12: 43-47 (5 years)



## Kyle Kuzma Junior Forward

- Team's leading returning scorer (10.8 ppg) and rebounder (5.7 rpg).
- Ranked 15th in Pac-12 in field goal percentage in 2015-16 at 52.2 percent, highlighted by 11-12 effort vs. USC in Pac-12 Tournament.



## UTE FACTS

Location: ..... Salt Lake City, UT 84112  
 Founded/Enrollment: ..... 1850/31,673  
 Colors: ..... Red & White  
 Home Court: ..... Jon M. Huntsman Center (15,000/1969)  
 Press Row Phones ..... (801) 541-6657  
 President: ..... David W. Pershing  
 Faculty Rep: ..... William Smith  
 Athletic Director: ..... Dr. Chris Hill  
 Associate Head Coach: ..... Tommy Connor  
 Assistant Coaches: ..... DeMarlo Slocum, Andy Hill  
 Basketball Office Phone: ..... (801) 581-5451  
 SID: ..... Liz Abel  
 Basketball SID: ..... Dameon Myres  
 E-mail: ..... dmyres@huntsman.utah.edu  
 Cell: (801) 201-4834  
 SID Phone: ..... (801) 587-7298  
 Website: ..... www.UtahUtes.com

## 2016-17 UTAH SCHEDULE

### November

|           |                    |        |       |
|-----------|--------------------|--------|-------|
| Sat., 12  | NORTHWEST NAZARENE | TBD    | PAC12 |
| Tues., 15 | CONDORDIA (ORE.)   | 5 p.m. | PAC12 |
| Fri., 18  | COPPIN STATE       | 5 p.m. | PAC12 |
| Fri., 25  | UC RIVERSIDE       | 6 p.m. | PAC12 |
| Mon., 28  | BUTLER             | 6 p.m. | PAC12 |

### December

|            |                               |             |          |
|------------|-------------------------------|-------------|----------|
| Thurs., 1  | MONTANA STATE                 | 6 p.m.      | PAC12    |
| Tues., 6   | UTAH VALLEY                   | 5 p.m.      | PAC12    |
| Sat., 10   | at Xavier                     | 2:30 p.m.   | FOX      |
| Sat., 17   | PRAIRIE VIEW A&M              | 3 p.m.      | PAC12    |
| Thurs., 22 | vs. San Francisco (1)         | 8 p.m.      | ESPNU    |
| Fri., 23   | vs. Hawaii/Illinois State (1) | 7/9:30 p.m. | ESPN2/U  |
| Sun., 25   | vs. TBD (1)                   | TBD         | ESPN2/U3 |

### January

|            |                       |           |       |
|------------|-----------------------|-----------|-------|
| Sun., 1    | COLORADO *            | 3:30 p.m. | ESPNU |
| Thurs., 5  | at Arizona *          | 7 p.m.    | FS1   |
| Sat., 7    | at Arizona State *    | 2 p.m.    | PAC12 |
| Thurs., 12 | USC *                 | 6 p.m.    | PAC12 |
| Sat., 14   | UCLA *                | 3 p.m.    | PAC12 |
| Wed., 18   | at Washington State * | 6 p.m.    | PAC12 |
| Sat., 21   | at Washington*        | 5 p.m.    | PAC12 |
| Thurs., 26 | OREGON *              | 7:30 p.m. | FS1   |
| Sat., 28   | OREGON STATE *        | 4 p.m.    | PAC12 |

### February

|            |                    |           |       |
|------------|--------------------|-----------|-------|
| Thurs., 2  | at California *    | 6 p.m.    | PAC12 |
| Sat., 4    | at Stanford *      | 1:30 p.m. | FS1   |
| Thurs., 9  | WASHINGTON STATE * | 6 p.m.    | PAC12 |
| Sat., 11   | WASHINGTON *       | 1:30 p.m. | FS1   |
| Thurs., 16 | at Oregon *        | 6 p.m.    | ESPN2 |
| Sun., 19   | at Oregon State *  | 5:30 p.m. | ESPNU |
| Thurs., 23 | at Colorado *      | 8 p.m.    | ESPNU |

### March

|           |                       |        |       |
|-----------|-----------------------|--------|-------|
| Thurs., 2 | CALIFORNIA *          | 8 p.m. | ESPNU |
| Sat., 4   | STANFORD *            | 1 p.m. | PAC12 |
| 8-11      | Pac-12 Tournament (2) |        |       |

(1) Diamond Head Classic, Honolulu, Hawaii (Stan Sheriff Center)  
 (2) Las Vegas, Nev. (T-Mobile Arena)

\* Pac-12 Game  
 Game times PT

## UTAH NUMERICAL ROSTER

| No. | Name                 | Pos. | Ht.  | Wt. | Yr.   | Exp | Hometown/Last School                                  |
|-----|----------------------|------|------|-----|-------|-----|---|
| 0   | Tim Coleman          | G    | 6-1  | 190 | Jr.   | JC  | Cincinnati, Ohio/Lee College                          |
| 1   | JoJo Zamora          | G    | 6-2  | 170 | Jr.   | JC  | Oakland, Calif./Yuba College                          |
| 2   | Sedrick Barefield    | G    | 6-2  | 190 | So.   | TR  | Corona, Calif./SMU                                    |
| 3   | Devon Daniels        | G    | 6-5  | 190 | Fr.   | HS  | Battle Creek, Mich./Prolific Prep                     |
| 5   | Parker Van Dyke      | G    | 6-3  | 185 | So.   | HS  | Salt Lake City, Utah/East HS                          |
| 10  | Jake Connor          | G    | 6-3  | 181 | So.   | 1L  | Salt Lake City, Utah/Highland HS                      |
| 11  | Chris Seeley         | F    | 6-8  | 215 | Fr.   | HS  | Fresno, Calif./Central HS                             |
| 13  | David Collette       | F    | 6-8  | 220 | Jr.   | TR  | Murray, Utah/Utah State                               |
| 15  | <b>Lorenzo Bonam</b> | G    | 6-4  | 189 | Sr.   | 1L  | Inkster, Mich./Gillette College                       |
| 20  | Beau Rydalch         | G    | 6-6  | 205 | Fr.   | HS  | Oakley, Utah/South Summit HS                          |
| 21  | Tyler Rawson         | F    | 6-10 | 225 | Jr.   | JC  | American Fork, Utah/Salt Lake CC                      |
| 25  | Kenneth Ogbe         | G    | 6-6  | 194 | Sr.   | 3L  | Munich, Germany/Urspring HS                           |
| 30  | Gabe Bealer          | G/F  | 6-6  | 183 | Sr.   | 1L  | Antelope, Calif./City College of San Francisco        |
| 34  | Jayce Johnson        | F/C  | 7-0  | 235 | R-Fr. | HS  | Mission Viejo, Calif./Santa Monica HS                 |
| 35  | <b>Kyle Kuzma</b>    | F    | 6-9  | 221 | Jr.   | 2L  | Flint, Mich./Bentley HS                               |
| 40  | Marc Reiningger      | F    | 6-9  | 220 | Fr.   | HS  | Monument, Colo./Regis Jesuit HS                       |
| 41  | Jakub Jokl           | F    | 6-11 | 230 | Fr.   | HS  | Havlickov, Czech Republic/Canarias Basketball Academy |

\* - Has used redshirt year. Returning starter in **bold**.



**STRENGTHS** - Utah returns a pair of starters and double-digit scorers from 2016 Pac-12 regular-season and tournament runner-up team in **Lorenzo Bonam** (10.8 ppg) and **Kyle Kuzma** (10.2 ppg) ... Set to incorporate six transfers and five freshmen into the fold for 2016-17, highlighted by Division I relocators **David Collette** (Utah State) and **Sedrick Barefield** (SMU) ... Frontcourt newcomers Collette (12.8 ppg/5.0 rpg at Utah State in 2014-15, eligible after fall semester), **Tyler Rawson** (JUCO transfer), **Jayce Johnson** (Top 50 recruit in 2015 class) and **Jakub Jokl** will look to fill void left by 2016 Pac-12 Player of the Year Jakob Poeltl. Barefield, junior college transfers **JoJo Zamora** and **Tim Coleman**, and newcomer **Parker Van Dyke**, who is returning from a Latter Day Saints mission, will all vie for minutes at point guard.

Fewest returning points, rebounds, steals, blocks and threes made of any Pac-12 program entering 2016-17 ... Of the 17 players listed on the 2016-17 roster, 12 are set to make their debut with Utah this season, giving the Utes one of the newest lineups in the Pac-12. After Bonam and Kuzma, the Utes return a total of just 21 games and 167 minutes played in 2015-16 between **Kenneth Ogbe** (5 gp/62 mins) and **Gabe Bealer** (16 gp/105 mins) ... Three critical cogs to the success of the last two seasons have moved on from the program in NBA Draft lottery selection Poeltl, top three-point threat Jordan Loveridge (11.6 ppg/90 3FG) and assist leader Brandon Taylor (9.7 ppg/3.9 apg). The latter two were both honorable mention All-Pac-12 performers a season ago. Coupled with the graduation of reserve Dakarai Tucker and Utah will try to replace more than 200 made three pointers from 2015-16.

## 2015-16 UTAH RESULTS (27-9, 13-5)

|                |                         |              |                   |
|----------------|-------------------------|--------------|-------------------|
| Nov., Fri., 13 | Southern Utah           | W 82-71      | Poeltl - 26       |
| Nov., Mon., 16 | San Diego State         | W 81-76      | Loveridge - 21    |
| Nov., Thu., 19 | vs. Texas Tech (1)      | W 73-63      | Bonam - 20        |
| Nov., Fri., 20 | vs. Miami (Fla.) (1)    | L 66-90      | Loveridge - 18    |
| Nov., Sun., 22 | vs. Temple (1)          | W 74-68      | Poeltl - 32       |
| Nov., Fri., 27 | Idaho State             | W 102-72     | Poeltl - 19       |
| Dec., Wed., 2  | BYU                     | W 83-75      | Poeltl - 26       |
| Dec., Sat., 5  | IPFW                    | W 96-79      | Poeltl - 21       |
| Dec., Sat., 12 | at Wichita State        | L 50-67      | Poeltl - 11       |
| Dec., Wed., 16 | Savannah State          | W 99-53      | Kuzma - 18        |
| Dec., Sat., 19 | vs. #7 Duke (2)         | W 77-75 (OT) | Kuzma - 21        |
| Dec., Tue., 22 | Delaware State          | W 105-58     | Kuzma - 15        |
| Dec., Mon., 28 | College of Idaho        | W 115-74     | Kuzma/Tucker - 17 |
| Jan., Fri., 1  | at Stanford *           | L 68-70 (OT) | Poeltl - 16       |
| Jan., Sun., 3  | at California *         | L 58-71      | Poeltl - 19       |
| Jan., Fri., 8  | at Colorado *           | W 56-54      | Bonam - 17        |
| Jan., Thu., 14 | Oregon *                | L 59-77      | Taylor - 12       |
| Jan., Sun., 17 | Oregon State *          | W 59-53      | Poeltl - 15       |
| Jan., Thu., 21 | at Washington State *   | W 92-71      | Loveridge - 22    |
| Jan., Sun., 24 | at Washington *         | W 80-75 (OT) | Poeltl - 29       |
| Jan., Wed., 27 | California *            | W 73-64      | Poeltl - 21       |
| Jan., Sat., 30 | Stanford *              | W 96-74      | Poeltl - 23       |
| Feb., Thu., 4  | at Oregon State *       | L 69-71      | Poeltl - 20       |
| Feb., Sun., 7  | at #16 Oregon *         | L 66-76      | Kuzma - 18        |
| Feb., Wed., 10 | Washington *            | W 90-82      | Poeltl - 23       |
| Feb., Sun., 14 | Washington State *      | W 88-47      | Poeltl - 25       |
| Feb., Thu., 18 | at UCLA *               | W 75-73      | Loveridge 17      |
| Feb., Sun., 21 | at USC *                | W 80-69      | Poeltl - 29       |
| Feb., Thu., 25 | Arizona State *         | W 81-46      | Chapman - 15      |
| Feb., Sat., 27 | #9 Arizona *            | W 70-64      | Taylor - 19       |
| Mar., Sat., 5  | Colorado *              | W 57-55      | Bonam/Poeltl - 16 |
| Mar., Thu., 10 | vs. USC (3)             | W 80-72      | Kuzma - 23        |
| Mar., Fri., 11 | vs. #24 California (3)  | W 82-78 (OT) | Poeltl - 29       |
| Mar., Sat., 12 | vs. #8 Oregon (3)       | L 57-88      | Poeltl - 13       |
| Mar., Thu., 17 | vs. 14-Fresno State (4) | W 80-69      | Bonam - 17        |
| Mar., Sat., 19 | vs. 11-Gonzaga (4)      | L 59-82      | Kuzma - 15        |

- (1) Puerto Rico Tip-Off, San Juan, Puerto Rico (Coliseo Roberto Clemente)  
 (2) New York, N.Y. (Madison Square Garden)  
 (3) Pac-12 Tournament, Las Vegas, Nev. (MGM Grand Garden Arena)  
 (4) NCAA Tournament Midwest Region, Denver, Colo. (Pepsi Center)

\*Pac-12 Conference Game  
 Rankings listed are AP

## 2015-16 UTAH STATISTICS (Overall: 27-9, Pac-12: 13-5/2nd) - Returning players in bold.

| Player                | GP-GS     | TOTAL     |                 |             | 3-PTS          |             | REBOUNDS       |             | PF-FO          | A           | TO          | Blk          | Stl        | Pts        | Avg        |            |             |             |
|-----------------------|-----------|-----------|-----------------|-------------|----------------|-------------|----------------|-------------|----------------|-------------|-------------|--------------|------------|------------|------------|------------|-------------|-------------|
|                       |           | Min/Avg   | FG-A            | Pct         | 3FG-A          | Pct         | FT-A           | Pct         |                |             |             |              |            |            |            | Off/Def    | Tot         | Avg         |
| Poeltl, Jakob         | 36-36     | 1093/30.4 | 228-353         | .646        | 0-0            | .000        | 164-238        | .689        | 102/225        | 327         | 9.1         | 83-2         | 70         | 74         | 56         | 21         | 620         | 17.2        |
| Loveridge, Jordan     | 36-36     | 1108/30.8 | 125-319         | .392        | 90-223         | .404        | 76-96          | .792        | 14/124         | 138         | 3.8         | 74-1         | 62         | 44         | 5          | 21         | 416         | 11.6        |
| <b>Kuzma, Kyle</b>    | 36-35     | 868/24.1  | 154-295         | .522        | 13-51          | .255        | 66-107         | .617        | 64/142         | 206         | 5.7         | 73-0         | 51         | 71         | 16         | 12         | 387         | 10.8        |
| <b>Bonam, Lorenzo</b> | 36-33     | 959/26.6  | 139-271         | .513        | 22-55          | .400        | 66-81          | .815        | 22/95          | 117         | 3.3         | 60-0         | 107        | 60         | 19         | 35         | 366         | 10.2        |
| Taylor, Brandon       | 36-36     | 1184/32.9 | 115-291         | .395        | 64-191         | .335        | 55-67          | .821        | 8/76           | 84          | 2.3         | 51-0         | 140        | 79         | 1          | 61         | 349         | 9.7         |
| Tucker, Dakarai       | 36-0      | 668/18.6  | 63-145          | .434        | 45-108         | .417        | 22-29          | .759        | 12/75          | 87          | 2.4         | 43-0         | 25         | 25         | 16         | 15         | 193         | 5.4         |
| <b>Ogbe, Kenneth</b>  | 5-2       | 62/12.4   | 7-17            | .412        | 5-12           | .417        | 7-8            | .875        | 0/5            | 5           | 1.0         | 8-0          | 1          | 1          | 0          | 3          | 26          | 5.2         |
| Chapman, Brekkott     | 36-1      | 483/13.4  | 56-129          | .434        | 10-37          | .270        | 36-55          | .655        | 38/64          | 102         | 2.8         | 70-2         | 36         | 28         | 20         | 14         | 158         | 4.4         |
| <b>Bealer, Gabe</b>   | 16-0      | 105/6.6   | 22-43           | .512        | 7-19           | .368        | 13-19          | .684        | 8/13           | 21          | 1.3         | 12-0         | 3          | 2          | 3          | 2          | 64          | 4.0         |
| Montgomery, Austin    | 8-0       | 36/4.5    | 10-13           | .769        | 1-1            | 1.000       | 5-6            | .833        | 5/7            | 12          | 1.5         | 5-0          | 2          | 4          | 1          | 0          | 26          | 3.3         |
| <b>Connor, Jake</b>   | 6-0       | 28/4.7    | 7-9             | .778        | 3-5            | .600        | 0-0            | .000        | 0/1            | 1           | 0.2         | 4-0          | 4          | 1          | 0          | 1          | 17          | 2.8         |
| Reyes, Chris          | 35-0      | 294/8.4   | 30-57           | .526        | 0-4            | .000        | 30-43          | .698        | 26/53          | 79          | 2.3         | 29-0         | 8          | 19         | 7          | 7          | 90          | 2.6         |
| Wright, Isaiah        | 29-1      | 376/13.0  | 20-52           | .385        | 12-34          | .353        | 9-13           | .692        | 0/30           | 30          | 1.0         | 34-0         | 43         | 25         | 4          | 6          | 61          | 2.1         |
| Eastman, Austin       | 11-0      | 33/3.0    | 1-6             | .167        | 1-6            | .167        | 2-2            | 1.000       | 1/5            | 6           | 0.5         | 2-0          | 5          | 2          | 1          | 1          | 5           | 0.5         |
| Miller, Brandon       | 2-0       | 3/1.5     | 0-0             | .000        | 0-0            | .000        | 0-0            | .000        | 0/0            | 0           | 0.0         | 1-0          | 0          | 1          | 0          | 0          | 0           | 0.0         |
| TEAM                  |           |           |                 |             |                |             |                |             | 47/70          | 117         | 3.3         | 2            |            | 15         |            |            |             |             |
| <b>UTAH</b>           | <b>36</b> |           | <b>977-2000</b> | <b>.489</b> | <b>273-746</b> | <b>.366</b> | <b>551-764</b> | <b>.721</b> | <b>347/985</b> | <b>1332</b> | <b>37.0</b> | <b>551-5</b> | <b>557</b> | <b>451</b> | <b>149</b> | <b>199</b> | <b>2778</b> | <b>77.2</b> |
| <b>Opponents</b>      | <b>36</b> |           | <b>933-2226</b> | <b>.419</b> | <b>269-726</b> | <b>.371</b> | <b>367-506</b> | <b>.725</b> | <b>372/795</b> | <b>1167</b> | <b>32.4</b> | <b>711-</b>  | <b>396</b> | <b>378</b> | <b>129</b> | <b>238</b> | <b>2502</b> | <b>69.5</b> |



## Lorenzo Romar Head Coach

Career record: 382-262 (20 years)  
at Washington: 289-174 (14 years)  
in Pac-12: 141-111 (14 years)



## Malik Dime Senior Forward

- Set a new UW single-season record and ranked second in Pac-12 with 88 blocks in 2015-16. Helped Huskies break single-season school and Pac-12 marks with nation-leading 224 blocks.
- 2015-16 honorable mention Pac-12 All-Defensive Team.
- Fluent in seven languages.



## HUSKY FACTS

Location:.....Seattle, WA 98195  
Founded/Enrollment:.....1861/44,786  
Colors: ..... Purple & Gold  
Home Court: ..... Alaska Airlines Arena (10,000/1927)  
Press Row Phone:.....(206) 543-2230  
Interim President: ..... Ana Mari Cauce  
Faculty Rep: ..... Frank Hodge  
Athletic Director: ..... Jennifer Cohen  
Associate Head Coach: ..... Raphael Chillious  
Assistant Coaches: ..... Will Conroy, Michael Porter  
Basketball Office Phone: .....(206) 543-8070  
SID: ..... Jeff Bechthold  
Basketball SID: ..... Ashley Walker  
E-mail: ..... awalker1@uw.edu  
Cell: (206) 240-3899  
Website:.....www.gohuskies.com

## 2016-17 WASHINGTON SCHEDULE

### November

|            |                          |        |       |
|------------|--------------------------|--------|-------|
| Sun., 13   | YALE                     | 4 p.m. | PAC12 |
| Thurs., 17 | CS FULLERTON             | 8 p.m. | PAC12 |
| Sun., 20   | NORTHERN ARIZONA         | 5 p.m. | PAC12 |
| Tues., 22  | LONG BEACH STATE         | 8 p.m. | PAC12 |
| Fri., 25   | vs. Western Kentucky (1) | 5 p.m. | TBD   |
| Sat., 26   | vs. TCU/UNLV (1)         | TBD    | TBD   |
| Wed., 30   | at TCU                   | 4 p.m. | FSSW+ |

### December

|            |                  |        |       |
|------------|------------------|--------|-------|
| Wed., 7    | at Gonzaga       | 8 p.m. | ESPN2 |
| Sun., 11   | NEVADA           | 5 p.m. | PAC12 |
| Sun., 18   | WESTERN MICHIGAN | 5 p.m. | PAC12 |
| Tue., 20   | CAL POLY         | 8 p.m. | PAC12 |
| Thurs., 22 | at Seattle       | 7 p.m. | TBD   |

### January

|            |                    |            |       |
|------------|--------------------|------------|-------|
| Sun., 1    | WASHINGTON STATE * | 5:30 p.m.  | ESPNU |
| Wed., 4    | OREGON *           | 6 p.m.     | ESPN2 |
| Sat., 7    | OREGON STATE *     | 12 p.m.    | PAC12 |
| Thurs., 12 | at California *    | 6 p.m.     | FS1   |
| Sat., 14   | at Stanford *      | 5 p.m.     | PAC12 |
| Wed., 18   | COLORADO *         | 8 p.m.     | ESPNU |
| Sat., 21   | UTAH *             | 5 p.m.     | PAC12 |
| Wed., 25   | at Arizona State * | 8 p.m.     | ESPNU |
| Sun., 29   | at Arizona *       | 12:30 p.m. | FOX   |

### February

|            |                       |           |        |
|------------|-----------------------|-----------|--------|
| Wed., 1    | USC *                 | 8 p.m.    | ESPNU  |
| Sat., 4    | UCLA *                | 7:30 p.m. | PAC12  |
| Thurs., 9  | at Colorado *         | TBD       | FS1    |
| Sat., 11   | at Utah *             | 1:30 p.m. | FS1    |
| Thurs., 16 | ARIZONA STATE *       | 8 p.m.    | FS1    |
| Sat., 18   | ARIZONA *             | 5 p.m.    | ESPN/2 |
| Sun., 26   | at Washington State * | 5:30 p.m. | ESPNU  |

### March

|         |                       |           |       |
|---------|-----------------------|-----------|-------|
| Wed., 1 | at UCLA *             | 8 p.m.    | FS1   |
| Sat., 4 | at USC *              | 3:30 p.m. | PAC12 |
| 8-11    | Pac-12 Tournament (2) |           |       |

(1) Global Sports Classic, Las Vegas, Nev. (Thomas & Mack Center)  
(2) Las Vegas, Nev. (T-Mobile Arena)

\* Pac-12 Game  
Game times PT

## WASHINGTON NUMERICAL ROSTER

| No. | Name                    | Pos. | Ht.  | Wt. | Yr. | Exp. | Hometown/Last School                                       |
|-----|-------------------------|------|------|-----|-----|------|--|
| 0   | Bitumba Baruti          | G    | 6-6  | 200 | Fr. | HS   | Democratic Republic of Congo/Mountain Mission School (Va.) |
| 1   | David Crisp             | G    | 6-0  | 190 | So. | 1L   | Tacoma, Wash./Brewster Academy (N.H.)                      |
| 2   | Dan Kingma              | G    | 5-10 | 155 | Jr. | 2L   | Mill Creek, Wash./Jackson HS                               |
| 4   | <b>Matisse Thybulle</b> | F    | 6-5  | 195 | So. | 1L   | Issaquah, Wash./Eastside Catholic HS                       |
| 5   | Quin Barnard            | G    | 6-0  | 175 | Fr. | HS   | Bellevue, Wash./O'Dea HS                                   |
| 10  | Malik Dime              | F    | 6-9  | 220 | Sr. | 1L   | Dakar, Senegal/Indian Hills CC                             |
| 15  | <b>Noah Dickerson</b>   | F    | 6-8  | 235 | So. | 1L   | Atlanta, Ga./Montverde Academy (Fla.)                      |
| 20  | Markelle Fultz          | G    | 6-4  | 180 | Fr. | HS   | Upper Marlboro, Md./DeMatha Catholic HS                    |
| 22  | Dominic Green           | F    | 6-6  | 185 | So. | 1L   | Seattle, Wash./Hazen HS                                    |
| 23  | Carlos Johnson          | G    | 6-4  | 220 | Fr. | HS   | Centralia, Ill./Findlay Prep (Nev.)                        |
| 24  | Devenir Duruisseau      | F    | 6-8  | 225 | So. | 1L   | Palmdale, Calif./Fishburne Military Academy                |
| 33  | Sam Timmins             | F    | 6-10 | 275 | Fr. | HS   | Dunedin, New Zealand/Middleton Grange                      |
| 41  | Matthew Atewe           | F    | 6-8  | 240 | Jr. | TR   | Toronto, Ontario, Canada/Notre Dame Prep/Auburn            |
| 42  | Greg Bowman             | F    | 6-5  | 220 | Jr. | 2L   | Mountlake Terrace, Wash./Mountlake Terrace HS              |

\* - Has used redshirt year. Returning starter in **bold**.

**STRENGTHS** - National Freshman of the Year candidate **Markelle Fultz** is expected to lead a cast of returning starters **Noah Dickerson** (7.5 ppg) and **Matisse Thybulle** (6.2 ppg) and shot-block specialist **Malik Dime** (2.6 bpg) ... Fultz led Washington in scoring during its August tour of Australia and New Zealand with 21.2 points per game, and provided 6.8 rebounds, 4.6 assists per contest. He also was named Most Valuable Player of the FIBA Americas Under-18 Championship in Chile this July, leading Team USA to a perfect 5-0 record and the gold medal by averaging 13.8 points, 5.2 rebounds and four assists in just 21.8 minutes ... Dickerson (10.6 ppg/11.4 rpg) averaged a double-double during the Huskies' summer foreign tour, and was joined in double-digit scoring by Fultz and returners **David Crisp** (13.2 ppg) and **Dominic Green** (11.2 ppg) ... New Zealand newcomer **Sam Timmins** and Auburn transfer **Matthew Atewe** add depth alongside Dickerson and Dime in frontcourt.

Lost top three scorers (Andrew Andrews, Dejounte Murray, Marquese Chriss) from fast-paced Huskies team that started four freshmen and averaged league-best 83.9 points per game in 2015-16. With departures, UW lost more than two-thirds of its scoring ... While Fultz is expected to shoulder the bulk of the vacated scoring load, Huskies will need other point-producers to emerge ... Though its high-scoring and up-tempo pace was a contributing factor, UW also allowed the most points in the Pac-12 at 80.8 points per game. Huskies will need to find a way to match enough defensive stops with their offensive pace.

## 2015-16 WASHINGTON RESULTS (19-15, 9-9)

|                |                            |               |                      |
|----------------|----------------------------|---------------|----------------------|
| Nov., Fri., 13 | vs. Texas (1)              | W 77-71       | Andrews - 23         |
| Nov., Thu., 19 | Mount St. Mary's           | W 100-67      | Chriss - 29          |
| Nov., Sat., 21 | Pennsylvania               | W 104-67      | Murray - 22          |
| Nov., Wed., 25 | vs. #10 Gonzaga (2)        | L 64-80       | Murray/Andrews - 21  |
| Nov., Thu., 26 | vs. Texas (2)              | L 70-82       | Andrews - 20         |
| Nov., Fri., 27 | vs. Charlotte (2)          | W 71-66       | Andrews - 30         |
| Dec., Sun., 6  | Cal State Fullerton        | W 87-69       | Murray - 17          |
| Dec., Tue., 8  | TCU                        | W 92-67       | Andrews - 32         |
| Dec., Sat., 12 | Montana                    | W 92-62       | Chriss - 22          |
| Dec., Sat., 19 | Oakland (Mich.)            | L 83-97       | Murray/Thybulle - 16 |
| Dec., Tue., 22 | Seattle                    | W 79-68       | Andrews - 18         |
| Dec., Mon., 28 | UC Santa Barbara           | L 78-83       | Crisp/Dime - 17      |
| Jan., Fri., 1  | #25 UCLA *                 | W 96-93 (2OT) | Andrews - 35         |
| Jan., Sun., 3  | USC *                      | W 87-85       | Murray - 29          |
| Jan., Sat., 9  | at Washington State *      | W 99-95 (OT)  | Andrews - 29         |
| Jan., Thu., 14 | at Arizona *               | L 67-99       | Dickerson - 17       |
| Jan., Sat., 16 | at Arizona State *         | W 89-85       | Andrews - 30         |
| Jan., Wed., 20 | Colorado *                 | W 95-83       | Andrews - 33         |
| Jan., Sun., 24 | Utah *                     | L 75-80 (OT)  | Andrews - 17         |
| Jan., Thu., 28 | at UCLA *                  | W 86-84       | Dickerson - 15       |
| Jan., Sat., 30 | at USC *                   | L 88-98       | Chriss/Murray - 18   |
| Feb., Wed., 3  | Arizona State *            | W 95-83 (OT)  | Murray - 34          |
| Feb., Sat., 6  | #23 Arizona *              | L 72-77       | Andrews - 20         |
| Feb., Wed., 10 | at Utah *                  | L 82-90       | Chriss - 24          |
| Feb., Sat., 13 | at Colorado *              | L 80-81       | Andrews/Chriss - 18  |
| Feb., Thu., 18 | California *               | L 75-78       | Andrews - 18         |
| Feb., Sat., 20 | Stanford *                 | W 64-53       | Murray - 25          |
| Feb., Wed., 24 | at Oregon State *          | L 81-82       | Andrews - 30         |
| Feb., Sun., 28 | at #13 Oregon              | L 73-86       | Andrews - 21         |
| Mar., Wed., 2  | Washington State *         | W 99-91       | Andrews - 47         |
| Mar., Wed., 9  | vs. Stanford (3)           | W 91-68       | Murray - 25          |
| Mar., Thu., 10 | vs. #8 Oregon (3)          | L 77-83       | Andrews/Chriss - 19  |
| Mar., Tue., 15 | vs. 6-Long Beach State (4) | W 107-102     | Murray - 30          |
| Mar., Mon., 21 | at 2-San Diego State (4)   | L 78-93       | Murray - 20          |

- (1) Pac-12 China Game, Shanghai, China (Mercedes Benz Arena)
- (2) Battle 4 Atlantis, Paradise Islands, Bahamas (Imperial Arena)
- (3) Pac-12 Tournament, Las Vegas, Nev. (MGM Grand Garden Arena)
- (4) Postseason NIT

\*Pac-12 Conference Game  
Rankings listed are AP

## 2015-16 WASHINGTON STATISTICS (Overall: 19-15, Pac-12: 9-9/T-6th) - Returning players in bold.

| Player                   | GP-GS     | Min/Avg   | TOTAL           |             |                | 3-PTS       |                | FT-A        | Pct            | REBOUNDS    |             | PF-FO         | A          | TO         | Blk        | Stl        | Pts         | Avg         |
|--------------------------|-----------|-----------|-----------------|-------------|----------------|-------------|----------------|-------------|----------------|-------------|-------------|---------------|------------|------------|------------|------------|-------------|-------------|
|                          |           |           | FG-A            | Pct         | 3FG-A          | Pct         | Tot            |             |                | Avg         |             |               |            |            |            |            |             |             |
| Andrews, Andrew          | 34-34     | 1149/33.8 | 181-461         | .393        | 77-192         | .401        | 273-321        | .850        | 50/145         | 195         | 5.7         | 96-2          | 166        | 95         | 1          | 47         | 712         | 20.9        |
| Murray, Dejounte         | 34-34     | 1139/33.5 | 202-486         | .416        | 34-118         | .288        | 110-166        | .663        | 48/155         | 203         | 6.0         | 90-2          | 151        | 110        | 10         | 62         | 548         | 16.1        |
| Chriss, Marquese         | 34-34     | 848/24.9  | 179-338         | .530        | 21-60          | .350        | 88-129         | .682        | 85/98          | 183         | 5.4         | 138-15        | 26         | 69         | 55         | 32         | 467         | 13.7        |
| <b>Dickerson, Noah</b>   | 33-25     | 736/22.3  | 93-199          | .467        | 0-1            | .000        | 63-101         | .624        | 59/113         | 172         | 5.2         | 114-5         | 10         | 46         | 21         | 26         | 249         | 7.5         |
| <b>Crisp, David</b>      | 34-0      | 728/21.4  | 82-253          | .324        | 51-169         | .302        | 30-45          | .667        | 23/59          | 82          | 2.4         | 62-1          | 56         | 41         | 4          | 28         | 245         | 7.2         |
| <b>Dime, Malik</b>       | 34-9      | 719/21.1  | 91-147          | .619        | 0-0            | .000        | 52-69          | .754        | 81/110         | 191         | 5.6         | 105-7         | 3          | 28         | 88         | 13         | 234         | 6.9         |
| <b>Thybulle, Matisse</b> | 34-34     | 820/24.1  | 71-179          | .397        | 34-93          | .366        | 35-49          | .714        | 38/71          | 109         | 3.2         | 111-9         | 55         | 47         | 32         | 39         | 211         | 6.2         |
| <b>Green, Dominic</b>    | 30-0      | 338/11.3  | 27-98           | .276        | 18-65          | .277        | 9-19           | .474        | 7/27           | 34          | 1.1         | 24-0          | 7          | 10         | 7          | 4          | 81          | 2.7         |
| Dorsey, Donovan          | 27-0      | 248/9.2   | 21-57           | .368        | 14-43          | .326        | 3-7            | .429        | 7/23           | 30          | 1.1         | 35-2          | 11         | 7          | 0          | 5          | 59          | 2.2         |
| Duruissseau, Devenir     | 16-0      | 134/8.4   | 10-24           | .417        | 0-4            | .000        | 11-22          | .500        | 14/17          | 31          | 1.9         | 29-3          | 0          | 9          | 4          | 2          | 31          | 1.9         |
| Bowman, Greg             | 8-0       | 17/2.1    | 5-7             | .714        | 0-1            | .000        | 0-1            | .000        | 2/2            | 4           | 0.5         | 0-0           | 0          | 0          | 0          | 0          | 10          | 1.3         |
| <b>Kingma, Dan</b>       | 10-0      | 30/3.0    | 2-7             | .286        | 0-3            | .000        | 2-2            | 1.000       | 1/3            | 4           | 0.4         | 3-0           | 4          | 4          | 0          | 0          | 6           | 0.6         |
| Knight, Joe              | 4-0       | 6/1.5     | 0-1             | .000        | 0-0            | .000        | 0-0            | .000        | 0/2            | 2           | 0.5         | 0-0           | 0          | 0          | 0          | 0          | 0           | 0.0         |
| Garrett, KJ              | 7-0       | 13/1.9    | 0-7             | .000        | 0-3            | .000        | 0-1            | .000        | 0/0            | 0           | 0.0         | 6-0           | 0          | 0          | 2          | 0          | 0           | 0.0         |
| TEAM                     |           |           |                 |             |                |             |                |             |                | 58/58       | 116         | 3.4           | 3          |            | 4          |            |             |             |
| <b>Total</b>             | <b>34</b> |           | <b>964-2264</b> | <b>.426</b> | <b>249-752</b> | <b>.331</b> | <b>676-932</b> | <b>.725</b> | <b>473/883</b> | <b>1356</b> | <b>39.9</b> | <b>816-46</b> | <b>489</b> | <b>470</b> | <b>224</b> | <b>258</b> | <b>2853</b> | <b>83.9</b> |
| <b>Opponents</b>         | <b>34</b> |           | <b>936-2175</b> | <b>.430</b> | <b>211-638</b> | <b>.331</b> | <b>665-969</b> | <b>.686</b> | <b>491/945</b> | <b>1436</b> | <b>42.2</b> | <b>786-</b>   | <b>433</b> | <b>552</b> | <b>131</b> | <b>205</b> | <b>2748</b> | <b>80.8</b> |



## Ernie Kent Head Coach

Career record: 347-294 (21 years)  
at Washington State: 22-40 (2 years)  
in Pac-12: 117-152 (15 years)



## Josh Hawkinson Senior Forward

- One of two Pac-12 players to average a double-double in 2015-16, ranked 12th nationally with 20 double-doubles.
- Has led the Pac-12 in rebounding and averaged a double-double each of the last two seasons.
- Top 10 national finalist for 2016 Kareem Abdul-Jabbar Center of the Year Award.

## COUGAR FACTS

Location:..... Pullman, WA 99164  
Founded/Enrollment:.....1890/19,556  
Colors: .....Crimson & Gray  
Home Court: .....Friel Court (11,671/1973)  
Press Row Phone:..... (509) 335-2684  
President: ..... Kirk H. Schulz  
Faculty Rep: ..... Ken Casavant  
Athletic Director: ..... Bill Moos  
Assistant Coaches: .....Greg Graham, Silvey Dominguez,  
..... Curtis Allen  
Basketball Office Phone: ..... (509) 335-0240  
SID: ..... Bill Stevens  
Basketball SID: ..... Jessica Holmes  
E-mail: ..... jessica\_schmick@wsu.edu  
..... cell: (509) 781-0550  
SID Phone: ..... (509) 335-0255  
Website:..... www.wsucougars.com



## 2016-17 WASHINGTON STATE SCHEDULE

### November

|                  |                            |             |       |
|------------------|----------------------------|-------------|-------|
| Fri., 11         | MONTANA STATE              | 4 p.m.      | PAC12 |
| Tues., 15        | vs. Central Washington (1) | 7 p.m.      | PAC12 |
| Fri., 18         | vs. Creighton (2)          | 5:30 p.m.   | TBD   |
| Sat./Sun., 19/20 | vs. Montana/NC State (2)   | 3/5:30 p.m. | TBD   |
| Mon., 21         | vs. TBD (2)                | TBD         | CBSSN |
| Sun., 27         | SAN JOSE STATE             | 3 p.m.      | PAC12 |
| Wed., 30         | UTAH VALLEY                | 7 p.m.      | PAC12 |

### December

|          |                      |        |       |
|----------|----------------------|--------|-------|
| Sat., 3  | NEW ORLEANS          | 3 p.m. | PAC12 |
| Wed., 7  | IDAHO                | 7 p.m. | PAC12 |
| Sat., 10 | vs. Kansas State (3) | 5 p.m. | TBD   |
| Sat., 17 | SANTA CLARA          | 1 p.m. | PAC12 |
| Wed., 21 | SACRAMENTO STATE     | 6 p.m. | PAC12 |

### January

|            |                    |           |       |
|------------|--------------------|-----------|-------|
| Sun., 1    | at Washington *    | 5:30 p.m. | ESPNU |
| Wed., 4    | OREGON STATE (4) * | 8 p.m.    | PAC12 |
| Sat., 7    | OREGON *           | 4 p.m.    | PAC12 |
| Thurs., 12 | at Stanford *      | 8 p.m.    | PAC12 |
| Sat., 14   | at California *    | 1 p.m.    | PAC12 |
| Wed., 18   | UTAH *             | 6 p.m.    | PAC12 |
| Sat., 21   | COLORADO *         | 1 p.m.    | PAC12 |
| Thurs., 26 | at Arizona *       | 6:30 p.m. | PAC12 |
| Sun., 29   | at Arizona State * | 11 a.m.   | PAC12 |

### February

|            |                 |           |       |
|------------|-----------------|-----------|-------|
| Wed., 1    | UCLA *          | 6 p.m.    | PAC12 |
| Sat., 4    | USC *           | 5 p.m.    | PAC12 |
| Thurs., 9  | at Utah *       | 6 p.m.    | PAC12 |
| Sun., 12   | at Colorado *   | 5:30 p.m. | ESPNU |
| Thurs., 16 | ARIZONA *       | 6 p.m.    | FS1   |
| Sat., 18   | ARIZONA STATE * | 2 p.m.    | PAC12 |
| Sun., 26   | WASHINGTON *    | 5:30 p.m. | ESPNU |

### March

|         |                       |           |       |
|---------|-----------------------|-----------|-------|
| Wed., 1 | at USC *              | 7 p.m.    | PAC12 |
| Sat., 4 | at UCLA *             | 6:30 p.m. | ESPNU |
| 8-11    | Pac-12 Tournament (5) |           |       |

- (1) Kennewick, Wash. (Toyota Center)  
(2) Paradise Jam, St. Thomas, U.S. Virgin Islands  
(3) Kansas City, Mo. (Sprint Center)  
(4) Spokane, Wash. (Spokane Arena)  
(5) Las Vegas, Nev. (T-Mobile Arena)

\* Pac-12 Game  
Game times PT

## WASHINGTON STATE NUMERICAL ROSTER

| No. | Name                    | Pos. | Ht.  | Wt. | Yr.   | Exp. | Hometown/Last School  |
|-----|-------------------------|------|------|-----|-------|------|---|
| 0   | Derrien King            | F    | 6-6  | 185 | Jr.   | 1L   | Wichita, Kan./Cathedral HS (Calif.)/Santa Monica CC                   |
| 1   | Jamar Ergas             | G    | 6-3  | 182 | Fr.   | HS   | Toronto, Ontario, Canada/Elite 1 Academy (Ariz.)                      |
| 2   | <b>Ike Iroegbu</b>      | G    | 6-2  | 195 | Sr.   | 3L   | Sacramento, Calif./Oak Hill Academy (Va.)                             |
| 3   | Robert Franks           | F    | 6-7  | 240 | So.   | 1L   | Vancouver, Wash./Evergreen HS   |
| 4   | Viont'e Daniels         | G    | 6-2  | 175 | So.   | 1L   | Federal Way, Wash./Federal Way HS                                     |
| 5   | Milan Acquaaah          | G    | 6-3  | 185 | Fr.   | HS   | Bakersfield, Calif./Cathedral HS                                      |
| 10  | KJ Langston             | G    | 6-4  | 185 | R-So. | JC   | Chicago, Ill./St. Patrick HS/Chabot College (Calif.)                  |
| 13  | Jeff Pollard            | F    | 6-9  | 240 | Fr.   | HS   | Bountiful, Utah/Impact Academy (Nev.)                                 |
| 22  | Malachi Flynn           | G    | 6-1  | 170 | Fr.   | HS   | Tacoma, Wash./Bellarmine Prep   |
| 23  | <b>Charles Callison</b> | G    | 6-0  | 185 | Sr.   | 1L   | Moreno Valley, Calif./Canyon Springs HS/San Bernardino Valley College |
| 24  | <b>Josh Hawkinson</b>   | F    | 6-10 | 230 | Sr.   | 3L   | Shoreline, Wash./Shorewood HS   |
| 25  | Arinze Chidom           | F    | 6-9  | 200 | Fr.   | HS   | Oakland, Calif./Bishop O'Dowd HS/Sunrise Christian Prep (Kan.)        |
| 42  | Conor Clifford          | C    | 7-0  | 260 | R-Sr. | 1L   | Huntington Beach, Calif./Ocean View HS/Saddleback College             |

\*- Has used redshirt year. Returning starter in **bold**.

**STRENGTHS** - Returns top two scorers in double-double machine and Pac-12 rebounding leader **Josh Hawkinson** (15.4 ppg/11.1 rpg) and **Ike Iroegbu** (12.7 ppg). The pair, along with 7-0 center **Conor Clifford**, opted to return to the Palouse in May after taking advantage of the NBA's new draft declaration rules ... Hawkinson is the Pac-12's returning career rebounding leader with 700 boards. He can become just the 12th player in league history to reach the 1,000-rebound plateau with a similar yearly output in 2016-17 ... Possibly seeking to increase Cougars' offensive pace, coach **Ernie Kent** added a quartet of guards in **Milan Acquah**, **Jamar Ergas**, **Malachi Flynn** and **KJ Langston** to join Iroegbu and returning starter **Charles Callison** (7.9 ppg/3.0 apg) in the backcourt ... The trio of Hawkinson (18.6 ppg/9.0 rpg), Iroegbu (16.0 ppg/7.2 apg/6.2 rpg) and Flynn (10.8 ppg/6.2 apg) led the Cougars to a 3-2 record on their summer tour of Italy ... Aiding Hawkinson in the frontcourt will be returning center Clifford, who averaged 6.8 points on 64 percent shooting in just 14 minutes per game last season, and a pair of 6-9 rookie forwards in **Jeff Pollard** and **Arinze Chidom** ... WSU is in the top-half of the league in returning scoring, rebounding, assists, steals and made threes.

Saw one starter (Que Johnson) and two key reserves (Valentine Izundu, Renard Suggs) transfer out of program, and starter Junior Longrus transition into graduate manager role with Cougars after earning two degrees in May 2016 ... Loss of Izundu, who averaged 2.2 rejections in 2015-16, places WSU 10th among the conference's returning blocks production ... Closed conference play with 17 consecutive losses.

## 2015-16 WASHINGTON STATE RESULTS (9-22, 1-17)

|                 |                       |               |                        |
|-----------------|-----------------------|---------------|------------------------|
| Nov., Fri., 13  | Northern Arizona      | W 82-70       | Hawkinson - 15         |
| Nov., Fri., 20  | Idaho State           | W 85-67       | Iroegbu - 21           |
| Nov., Tues., 24 | Cal State Los Angeles | W 74-57       | Johnson - 15           |
| Nov., Sat., 28  | Texas Southern        | W 77-65       | Hawkinson - 20         |
| Dec., Wed., 2   | #13 Gonzaga           | L 60-69       | Johnson - 18           |
| Dec., Sun., 6   | Portland State        | W 91-67       | Hawkinson - 24         |
| Dec., Thu., 10  | at Idaho              | L 74-78       | Hawkinson - 16         |
| Dec., Sun., 13  | UTEP                  | W 84-68       | Hawkinson - 17         |
| Dec., Fri., 18  | Texas State           | W 78-73 (OT)  | Iroegbu - 18           |
| Dec., Tue., 22  | vs. #3 Oklahoma (1)   | L 60-88       | Hawkinson/Iroegbu - 16 |
| Dec., Wed., 23  | vs. Northern Iowa (1) | L 59-63       | Hawkinson - 14         |
| Dec., Thu., 25  | vs. New Mexico (1)    | W 82-59       | Hawkinson - 19         |
| Jan., Fri., 1   | USC *                 | L 77-90       | Hawkinson - 19         |
| Jan., Sun., 3   | #25 UCLA *            | W 85-78       | Hawkinson - 20         |
| Jan., Sat., 9   | Washington *          | L 95-99 (OT)  | Iroegbu - 28           |
| Jan., Thu., 14  | at Arizona State *    | L 73-84       | Iroegbu - 18           |
| Jan., Sat., 16  | at Arizona *          | L 66-90       | Iroegbu - 13           |
| Jan., Thu., 21  | Utah *                | L 71-92       | Hawkinson/Johnson - 16 |
| Jan., Sat., 23  | Colorado *            | L 70-75       | Iroegbu - 27           |
| Jan., Thu., 28  | at USC *              | L 71-81       | Iroegbu - 21           |
| Jan., Sat., 30  | at UCLA *             | L 50-83       | Iroegbu - 16           |
| Feb., Wed., 3   | #23 Arizona *         | L 64-79       | Iroegbu - 20           |
| Feb., Sat., 6   | Arizona State *       | L 55-67       | Callison - 15          |
| Feb., Thu., 11  | at Colorado *         | L 81-88 (2OT) | Johnson - 25           |
| Feb., Sun., 14  | at Utah *             | L 47-88       | Johnson - 13           |
| Feb., Thu., 18  | Stanford *            | L 56-72       | Hawkinson - 17         |
| Feb., Sun., 21  | California *          | L 62-80       | Johnson - 17           |
| Feb., Wed., 24  | at #13 Oregon *       | L 62-76       | Johnson - 19           |
| Feb., Sun., 28  | at Oregon State *     | L 49-69       | Hawkinson - 14         |
| Mar., Wed., 2   | at Washington *       | L 91-99       | Hawkinson - 23         |
| Mar., Wed., 9   | vs. Colorado (2)      | L 56-80       | Iroegbu - 13           |

(1) Diamond Head Classic, Honolulu, Hawai'i (Stan Sheriff Center)

(2) Pac-12 Tournament, Las Vegas, Nev. (MGM Grand Garden Arena)

\*Pac-12 Conference Game

Rankings listed are AP

## 2015-16 WASHINGTON STATE STATISTICS (Overall: 9-22, Pac-12: 1-17/12th) - Returning players in bold.

| Player                   | GP-GS     | Min/Avg  | TOTAL           |             |                | 3-PTS       |                | FT-A        | Pct            | REBOUNDS    |             |              | PF-FO      | A          | TO         | Blk        | Stl         | Pts         | Avg |
|--------------------------|-----------|----------|-----------------|-------------|----------------|-------------|----------------|-------------|----------------|-------------|-------------|--------------|------------|------------|------------|------------|-------------|-------------|-----|
|                          |           |          | FG-A            | Pct         | 3FG-A          | Pct         | Off/Def        |             |                | Tot         | Avg         |              |            |            |            |            |             |             |     |
| <b>Hawkinson, Josh</b>   | 29-28     | 967/33.3 | 170-313         | .543        | 15-39          | .385        | 91-117         | .778        | 45/276         | 321         | 11.1        | 59-0         | 45         | 59         | 31         | 20         | 446         | 15.4        |     |
| <b>Iroegbu, Ike</b>      | 31-31     | 952/30.7 | 139-307         | .453        | 33-95          | .347        | 84-109         | .771        | 17/88          | 105         | 3.4         | 60-0         | 112        | 87         | 3          | 27         | 395         | 12.7        |     |
| Johnson, Que             | 31-25     | 795/25.6 | 121-293         | .413        | 42-104         | .404        | 66-87          | .759        | 16/61          | 77          | 2.5         | 76-3         | 36         | 42         | 6          | 16         | 350         | 11.3        |     |
| <b>Callison, Charles</b> | 27-22     | 670/24.8 | 80-205          | .390        | 24-75          | .320        | 28-42          | .667        | 9/35           | 44          | 1.6         | 58-0         | 81         | 47         | 4          | 30         | 212         | 7.9         |     |
| <b>Clifford, Conor</b>   | 31-7      | 436/14.1 | 89-139          | .640        | 0-0            | .000        | 33-40          | .825        | 23/43          | 66          | 2.1         | 73-2         | 9          | 41         | 12         | 1          | 211         | 6.8         |     |
| Suggs, Renard            | 25-0      | 314/12.6 | 48-125          | .384        | 18-61          | .295        | 20-33          | .606        | 7/40           | 47          | 1.9         | 25-1         | 24         | 24         | 4          | 6          | 134         | 5.4         |     |
| Izundu, Valentine        | 23-13     | 342/14.9 | 36-56           | .643        | 0-0            | .000        | 15-34          | .441        | 27/34          | 61          | 2.7         | 52-1         | 6          | 19         | 50         | 6          | 87          | 3.8         |     |
| <b>King, Derrien</b>     | 26-0      | 325/12.5 | 33-96           | .344        | 16-42          | .381        | 16-23          | .696        | 8/40           | 48          | 1.8         | 37-0         | 16         | 21         | 4          | 5          | 98          | 3.8         |     |
| <b>Daniels, Viont'e</b>  | 20-3      | 213/10.7 | 18-48           | .375        | 13-34          | .382        | 0-1            | .000        | 6/12           | 18          | 0.9         | 12-0         | 13         | 12         | 1          | 7          | 49          | 2.5         |     |
| Boese, Brett             | 29-7      | 297/10.2 | 22-55           | .400        | 14-39          | .359        | 6-9            | .667        | 10/17          | 27          | 0.9         | 24-0         | 7          | 9          | 0          | 6          | 64          | 2.2         |     |
| <b>Franks, Robert</b>    | 23-0      | 191/8.3  | 14-50           | .280        | 6-27           | .222        | 16-21          | .762        | 9/20           | 29          | 1.3         | 33-0         | 9          | 13         | 4          | 1          | 50          | 2.2         |     |
| Longrus, Junior          | 31-14     | 449/14.5 | 24-40           | .600        | 0-1            | .000        | 7-21           | .333        | 26/46          | 72          | 2.3         | 63-0         | 19         | 25         | 19         | 24         | 55          | 1.8         |     |
| Redding, Ny              | 29-5      | 349/12.0 | 11-37           | .297        | 3-13           | .231        | 11-15          | .733        | 6/24           | 30          | 1.0         | 42-0         | 42         | 25         | 0          | 7          | 36          | 1.2         |     |
| TEAM                     |           |          |                 |             |                |             |                |             |                | 38/66       | 104         | 3.4          | 0          | 16         |            |            |             |             |     |
| <b>Total</b>             | <b>31</b> |          | <b>805-1764</b> | <b>.456</b> | <b>184-530</b> | <b>.347</b> | <b>393-552</b> | <b>.712</b> | <b>247/802</b> | <b>1049</b> | <b>33.8</b> | <b>614-7</b> | <b>419</b> | <b>440</b> | <b>138</b> | <b>156</b> | <b>2187</b> | <b>70.5</b> |     |
| <b>Oponents</b>          | <b>31</b> |          | <b>836-1892</b> | <b>.442</b> | <b>210-586</b> | <b>.358</b> | <b>512-699</b> | <b>.732</b> | <b>337/777</b> | <b>1114</b> | <b>35.9</b> | <b>524-</b>  | <b>383</b> | <b>338</b> | <b>96</b>  | <b>210</b> | <b>2394</b> | <b>77.2</b> |     |

## LEAGUE RECORD SEVEN TEAMS EARN NCAA BIDS, NO. 1 SEED OREGON REACHES ELITE EIGHT


The Pac-12 celebrated its Centennial with one of its best seasons of men's basketball in conference history in 2015-16. The league was historically deep with a record seven teams earning bids to the 2016 NCAA Tournament and concluding the season ranked third in the nation in Conference RPI, equaling its highest ranking since 2000, with nine teams in the RPI Top 100 and 11 in the Top 110.

The OREGON Ducks became the ninth team in league history to accomplish the double championship, claiming the Pac-12 regular season title outright with a 14-4 record as well as capturing the program's fourth Pac-12 Tournament title with an 88-57 victory over UTAH in the championship game.

OREGON was joined by ARIZONA, CALIFORNIA, COLORADO, OREGON STATE, UTAH and USC in the NCAA Tournament, while WASHINGTON was selected to participate in the NIT. The Pac-12 became the only conference to advance a team to the Elite Eight in each of the last three seasons as OREGON defeated Holy Cross, St. Joseph's and Duke to reach the West Region final.

UTAH sophomore **Jakob Poeltl** was chosen the Pac-12's Player of the Year as well as a consensus Second Team All-American and the Kareem Abdul-Jabbar Award recipient as the nation's best center. The 7-0 forward/center from Vienna, Austria led the Pac-12 in field goal percentage (.646) and finished second in the league in scoring (17.2 ppg), fourth in rebounding (9.1 rpg) and eighth in blocks (1.6 bpg).

CALIFORNIA forward **Jaylen Brown** averaged 14.6 points and 5.4 rebounds to earn Pac-12 Freshman of the Year honors. OREGON STATE senior guard **Gary Payton II** became the first player in league history to repeat as Pac-12 Defensive Player of the Year after pacing the conference in steals (2.5 spg) for the second straight season. COLORADO redshirt sophomore guard **George King** was selected Pac-12 Most Improved Player of the Year after averaging 13.6 points while hitting 68 three pointers at a league-best 45.6 percent clip. UTAH senior guard **Brandon Taylor** was voted the Pac-12 Student-Athlete of the Year. OREGON's **Dana Altman** was named Pac-12



**Jakob Poeltl, Utah – 2016 Pac-12 Player of the Year**

Coach of the Year for the second straight season and third time in the last four years.

Joining Poeltl in earning All-America honors were ARIZONA senior forward **Ryan Anderson**, OREGON sophomore forward **Dillon Brooks** and Payton II.

The Pac-12 had five players selected in the NBA Draft, including three lottery selections - California's Jaylen Brown (No. 3 - Boston), Washington's **Marquese Chriss** (No. 8), Utah's Jakob Poeltl (No. 9) - most among all conferences.

## 2015-16 PAC-12 CONFERENCE MEN'S BASKETBALL STANDINGS

|                     | CONFERENCE |    |      |      |      | OVERALL |    |      |      |      |      |
|---------------------|------------|----|------|------|------|---------|----|------|------|------|------|
|                     | W          | L  | PCT  | HOME | AWAY | W       | L  | PCT  | HOME | AWAY | NEUT |
| Oregon* (NCAA)      | 14         | 4  | .778 | 9-0  | 5-4  | 31      | 7  | .816 | 18-0 | 6-5  | 7-2  |
| Utah (NCAA)         | 13         | 5  | .722 | 8-1  | 5-4  | 27      | 9  | .750 | 16-1 | 5-5  | 6-3  |
| Arizona (NCAA)      | 12         | 6  | .667 | 8-1  | 4-5  | 25      | 9  | .735 | 17-1 | 5-5  | 3-3  |
| California (NCAA)   | 12         | 6  | .667 | 9-0  | 3-6  | 23      | 11 | .676 | 18-0 | 4-7  | 1-4  |
| Colorado (NCAA)     | 10         | 8  | .556 | 8-1  | 2-7  | 22      | 12 | .647 | 16-1 | 4-7  | 2-4  |
| USC (NCAA)          | 9          | 9  | .500 | 7-2  | 2-7  | 21      | 13 | .618 | 16-2 | 3-7  | 2-4  |
| Oregon State (NCAA) | 9          | 9  | .500 | 7-2  | 2-7  | 19      | 13 | .594 | 14-3 | 4-8  | 1-2  |
| Washington (NIT)    | 9          | 9  | .500 | 6-3  | 3-6  | 19      | 15 | .559 | 13-5 | 3-7  | 3-3  |
| Stanford            | 8          | 10 | .444 | 6-3  | 2-7  | 15      | 15 | .500 | 12-5 | 2-8  | 1-2  |
| UCLA                | 6          | 12 | .333 | 4-5  | 2-7  | 15      | 17 | .469 | 11-6 | 3-7  | 1-4  |
| Arizona State       | 5          | 13 | .278 | 4-5  | 1-8  | 15      | 17 | .469 | 11-6 | 3-9  | 1-2  |
| Washington State    | 1          | 17 | .056 | 1-8  | 0-9  | 9       | 22 | .290 | 8-9  | 0-10 | 1-3  |

\* - Pac-12 Tournament Champions

# 2015-16 PAC-12 REVIEW

## POSTSEASON HONORS

### Kareem Abdul-Jabbar Award (top center)

Jakob Poeltl, UTAH

### USBWA ALL-DISTRICT VIII

Jakob Poeltl, UTAH (District Player of the Year)

Jordan Loveridge, UTAH

Larry Krystkowiak, UTAH

(District Coach of the Year)

### USBWA ALL-DISTRICT IX

Dillon Brooks, ORE (District Player of the Year)

Ryan Anderson, ARIZ

Andrew Andrews, WASH

Jaylen Brown, CAL

Gary Payton II, OSU

Ivan Rabb, CAL

Dana Altman, ORE (District Coach of the Year)

### NABC ALL-DISTRICT 20

Dillon Brooks, ORE 1st Team

Jakob Poeltl, UTAH 1st Team

Gary Payton II, OSU 1st Team

Andrew Andrews, WASH 1st Team

Ryan Anderson, ARIZ 1st Team

Josh Scott, COLO 2nd Team

Jaylen Brown, CAL 2nd Team

Bryce Alford, UCLA 2nd Team

Julian Jacobs, USC 2nd Team

Rosco Allen, STAN 2nd Team

Dana Altman, ORE Coach

### ALL-AMERICA HONORS

Jakob Poeltl, UTAH

Consensus Second Team

AP Second Team

Sports Illustrated First Team

The Sporting News First Team

NABC Second Team

USBWA Second Team

CBSSports.com Second Team

Dillon Brooks, ORE

AP Honorable Mention

The Sporting News Third Team

Ryan Anderson, ARIZ

AP Honorable Mention

Gary Payton II, OSU

AP Honorable Mention

Jaylen Brown, CAL

CBSSports.com Freshman First Team

The Sporting News Freshman First Team

USBWA Freshman First Team

## 2016 NBA Draft

### First Round

3. Jaylen Brown, CAL BOS

8. Marquese Chriss, WASH SAC

9. Jakob Poeltl, UTAH TOR

29. Dejeunte Murray, WASH SA

### Second Round

60. Tyrone Wallace, CAL UTAH

## ALL-PAC-12 TEAM

### FIRST TEAM

| Name, School         | Pos | Yr  | Ht   | Wt  | Hometown                                  |
|----------------------|-----|-----|------|-----|---|
| Rosco Allen, STAN    | F   | Sr. | 6-9  | 220 | Budapest, Hungary (Bishop Gorman HS)      |
| Ryan Anderson, ARIZ  | F   | Sr. | 6-9  | 235 | Long Beach, Calif. (Boston College)       |
| Andrew Andrews, WASH | G   | Sr. | 6-2  | 200 | Portland, Ore. (Benson Tech HS)           |
| Dillon Brooks, ORE   | F   | So. | 6-7  | 225 | Mississauga, Ont. (Findlay Prep)          |
| Jaylen Brown, CAL    | F   | Fr. | 6-7  | 225 | Atlanta, Ga. (Wheeler HS)                 |
| Elgin Cook, ORE      | F   | Sr. | 6-6  | 205 | Milwaukee, Wis. (Northwest Florida State) |
| Julian Jacobs, USC   | G   | Jr. | 6-4  | 180 | Las Vegas, Nev. (Desert Pines HS)         |
| Gary Payton II, OSU  | G   | Sr. | 6-3  | 190 | Seattle, Wash. (Salt Lake CC)             |
| Jakob Poeltl, UTAH   | F   | So. | 7-0  | 248 | Vienna, Austria (Arkadia Traiskirchen)    |
| Josh Scott, COLO     | F   | Sr. | 6-10 | 245 | Monument, Colo. (Lewis-Palmer HS)         |

### SECOND TEAM

| Name, School           | Pos | Yr  | Ht   | Wt  | Hometown                                 |
|------------------------|-----|-----|------|-----|--|
| Isaac Hamilton, UCLA   | G   | Jr. | 6-5  | 185 | Los Angeles, Calif. (St. John Bosco HS)  |
| Dejeunte Murray, WASH  | G   | Fr. | 6-4  | 170 | Seattle, Wash. (Rainier Beach HS)        |
| Ivan Rabb, CAL         | F   | Fr. | 6-11 | 220 | Oakland, Calif. (Bishop O'Dowd HS)       |
| Kaleb Tarczewski, ARIZ | C   | Sr. | 7-0  | 250 | Claremont, N.H. (St. Mark's School)      |
| Gabe York, ARIZ        | G   | Sr. | 6-3  | 190 | West Covina, Calif. (Orange Lutheran HS) |

**HONORABLE MENTION (receiving at least three votes):** Bryce Alford (UCLA, Jr., G), Chris Boucher (ORE, Sr., F), Josh Hawkinson (WSU, Jr., F), Jordan Loveridge (UTAH, Sr., G), Jordan McLaughlin (USC, So., G), Brandon Taylor (UTAH, SR., G), Tyrone Wallace (CAL, Sr., G)

## PAC-12 ALL-FRESHMEN TEAM

| Name, School          | Pos | Ht   | Wt  | Hometown                           |
|-----------------------|-----|------|-----|------------------------------------|
| Jaylen Brown, CAL     | F   | 6-7  | 225 | Atlanta, Ga. (Wheeler HS)          |
| Tyler Dorsey, ORE     | G   | 6-4  | 180 | Los Angeles, Calif. (Maranatha HS) |
| Dejeunte Murray, WASH | G   | 6-4  | 170 | Seattle, Wash. (Rainier Beach HS)  |
| Ivan Rabb, CAL        | F   | 6-11 | 220 | Oakland, Calif. (Bishop O'Dowd HS) |
| Allonzo Trier, ARIZ   | G   | 6-6  | 210 | Seattle, Wash. (Findlay Prep)      |

**HONORABLE MENTION (receiving at least three votes):** Bennie Boatwright (USC, F), Marquese Chriss (WASH, F), Tres Tinkle (OSU, F)

## PAC-12 ALL-DEFENSIVE TEAM

| Name, School           | Pos | Yr. | Ht   | Wt  | Hometown (Last School)                     |
|------------------------|-----|-----|------|-----|--|
| Chris Boucher, ORE     | F   | Sr. | 6-10 | 190 | Montreal, Quebec (Northwest College, Wyo.) |
| Gary Payton II, OSU    | G   | Sr. | 6-3  | 190 | Seattle, Wash. (Salt Lake CC)              |
| Josh Scott, COLO       | F   | Sr. | 6-10 | 245 | Monument, Colo. (Lewis-Palmer HS)          |
| Brandon Taylor, UTAH   | G   | Sr. | 5-10 | 170 | Los Angeles, Calif. (Pacific Hills HS)     |
| Kaleb Tarczewski, ARIZ | C   | Sr. | 7-0  | 250 | Claremont, N.H. (St. Mark's School)        |

**HONORABLE MENTION (receiving at least three votes):** Malik Dime (WASH, Fr., F), Wesley Gordon (COLO, R.Jr., F), Jakob Poeltl (UTAH, So., F)

## PAC-12 ALL-ACADEMIC TEAM

### FIRST TEAM

| Name, School         | Year | GPA  | Major                               |
|----------------------|------|------|-------------------------------------|
| Casey Benson, ORE    | SO   | 3.47 | Journalism                          |
| Josh Hawkinson, WSU  | JR   | 3.30 | Business                            |
| Junior Longrus, WSU  | SR   | 3.39 | Management Operations and Marketing |
| Dorian Pickens, STAN | SO   | 3.37 | Undeclared                          |
| Brandon Taylor, UTAH | SR   | 3.40 | Psychology                          |

### SECOND TEAM

|                       |      |      |                         |
|-----------------------|------|------|-------------------------|
| Stephen Domingo, CAL  | JR   | 3.15 | Business Administration |
| Malcolm Duvivier, OSU | JR   | 3.11 | Business Finance        |
| Valentine Izundu, WSU | R-JR | 3.13 | Social Sciences         |
| Ny Redding, WSU       | SO   | 3.19 | Undeclared              |
| Thomas Welsh, UCLA    | SO   | 3.18 | Economics               |

**HONORABLE MENTION ALL-ACADEMIC:** Malcolm Duvivier, SO, OSU; Nikola Jovanovic, SO, USC; Roger Moute a Bidias, SO, CAL; Kenneth Ogbe, SO, UTAH; Sam Singer, SO, CAL

**PLAYER OF THE YEAR:** Jakob Poeltl, Utah

**FRESHMAN OF THE YEAR:** Jaylen Brown, California

**DEFENSIVE PLAYER OF THE YEAR:** Gary Payton II, Oregon State

**MOST IMPROVED PLAYER OF THE YEAR:** George King, Colorado

**JOHN R. WOODEN COACH OF THE YEAR:** Dana Altman, Oregon

**PAC-12 SCHOLAR-ATHLETE:** Brandon Taylor, Utah

**SCORING**

|                           | Cl | G  | FG  | 3FG | FT  | Pts | Avg/G |
|---------------------------|----|----|-----|-----|-----|-----|-------|
| 1. Andrews, Andrew-WASH   | SR | 34 | 181 | 77  | 273 | 712 | 20.9  |
| 2. Poeltl, Jakob-UTAH     | SO | 36 | 228 | 0   | 164 | 620 | 17.2  |
| 3. Hamilton, Isaac-UCLA   | JR | 32 | 206 | 60  | 66  | 538 | 16.8  |
| 4. Brooks, Dillon-ORE     | SO | 38 | 231 | 48  | 125 | 635 | 16.7  |
| 5. Scott, Josh-COLO       | SR | 32 | 187 | 3   | 146 | 523 | 16.3  |
| 6. Murray, Dejourne-WASH  | FR | 34 | 202 | 34  | 110 | 548 | 16.1  |
| 7. Alford, Bryce-UCLA     | JR | 32 | 157 | 73  | 128 | 515 | 16.1  |
| 8. PaytonII, Gary-OSU     | SR | 32 | 205 | 22  | 79  | 511 | 16.0  |
| 9. Allen, Rosco-STAN      | SR | 30 | 142 | 56  | 127 | 467 | 15.6  |
| 10. Hawkinson, Josh-WSU   | JR | 29 | 170 | 15  | 91  | 446 | 15.4  |
| 11. Anderson, Ryan-ARIZ   | SR | 33 | 174 | 2   | 155 | 505 | 15.3  |
| 12. Wallace, Tyrone-CAL   | SR | 28 | 151 | 25  | 100 | 427 | 15.3  |
| 13. York, Gabe-ARIZ       | SR | 34 | 177 | 98  | 59  | 511 | 15.0  |
| 14. Cook, Elgin-ORE       | SR | 38 | 191 | 21  | 160 | 563 | 14.8  |
| 15. Trier, Allonzo-ARIZ   | FR | 27 | 122 | 40  | 115 | 399 | 14.8  |
| 16. Brown, Jaylen-CAL     | FR | 34 | 163 | 30  | 142 | 498 | 14.6  |
| 17. Holder, Tra-ASU       | SO | 32 | 140 | 49  | 125 | 454 | 14.2  |
| 18. Chriss, Marquese-WASH | FR | 34 | 179 | 21  | 88  | 467 | 13.7  |
| 19. King, George-COLO     | SO | 34 | 152 | 68  | 89  | 461 | 13.6  |
| 20. Mathews, Jordan-CAL   | JR | 34 | 143 | 89  | 83  | 458 | 13.5  |

**REBOUNDING**

|                            | Cl | G  | OFF | DEF | TOT | Avg/G |
|----------------------------|----|----|-----|-----|-----|-------|
| 1. Hawkinson, Josh-WSU     | JR | 29 | 45  | 276 | 321 | 11.1  |
| 2. Anderson, Ryan-ARIZ     | SR | 33 | 99  | 235 | 334 | 10.1  |
| 3. Tarczewski, Kaleb-ARIZ  | SR | 26 | 67  | 175 | 242 | 9.3   |
| 4. Poeltl, Jakob-UTAH      | SO | 36 | 102 | 225 | 327 | 9.1   |
| 5. Scott, Josh-COLO        | SR | 32 | 87  | 195 | 282 | 8.8   |
| 6. Rabb, Ivan-CAL          | FR | 34 | 94  | 197 | 291 | 8.6   |
| 7. Welsh, Thomas-UCLA      | SO | 31 | 100 | 163 | 263 | 8.5   |
| 8. Parker, Tony-UCLA       | SR | 32 | 104 | 158 | 262 | 8.2   |
| 9. PaytonII, Gary-OSU      | SR | 32 | 77  | 174 | 251 | 7.8   |
| 10. Gordon, Wesley-COLO    | JR | 34 | 100 | 160 | 260 | 7.6   |
| 11. Boucher, Chris-ORE     | SR | 38 | 103 | 177 | 280 | 7.4   |
| 12. Jovanovic, Nikola-USC  | JR | 34 | 72  | 165 | 237 | 7.0   |
| 13. Allen, Rosco-STAN      | SR | 30 | 48  | 146 | 194 | 6.5   |
| 14. Goodman, Savon-ASU     | JR | 28 | 61  | 119 | 180 | 6.4   |
| 15. Humphrey, Michael-STAN | SO | 30 | 57  | 134 | 191 | 6.4   |
| 16. Oleka, Obinna-ASU      | JR | 32 | 63  | 132 | 195 | 6.1   |
| 17. Murray, Dejourne-WASH  | FR | 34 | 48  | 155 | 203 | 6.0   |
| 18. Andrews, Andrew-WASH   | SR | 34 | 50  | 145 | 195 | 5.7   |
| 19. Kuzma, Kyle-UTAH       | SO | 36 | 64  | 142 | 206 | 5.7   |
| 20. Dime, Malik-WASH       | JR | 34 | 81  | 110 | 191 | 5.6   |

**FIELD GOAL PCT (Min. 3.0 made per game)**

|                        | Cl | G  | FG  | FGA | Pct  |
|------------------------|----|----|-----|-----|------|
| 1. Poeltl, Jakob-UTAH  | SO | 36 | 228 | 353 | .646 |
| 2. Rabb, Ivan-CAL      | FR | 34 | 161 | 262 | .615 |
| 3. Welsh, Thomas-UCLA  | SO | 31 | 157 | 266 | .590 |
| 4. Eubanks, Drew-OSU   | FR | 32 | 101 | 174 | .580 |
| 5. Bell, Jordan-ORE    | SO | 30 | 91  | 158 | .576 |
| 6. Goodman, Savon-ASU  | JR | 28 | 105 | 191 | .550 |
| 7. Anderson, Ryan-ARIZ | SR | 33 | 174 | 319 | .545 |
| 8. Hawkinson, Josh-WSU | JR | 29 | 170 | 313 | .543 |
| 9. Parker, Tony-UCLA   | SR | 32 | 164 | 304 | .539 |
| 10. Boucher, Chris-ORE | SR | 38 | 159 | 295 | .539 |

**ASSISTS**

|                           | Cl | G  | Asst | Avg/G |
|---------------------------|----|----|------|-------|
| 1. Jacobs, Julian-USC     | JR | 31 | 169  | 5.45  |
| 2. Alford, Bryce-UCLA     | JR | 32 | 167  | 5.22  |
| 3. PaytonII, Gary-OSU     | SR | 32 | 161  | 5.03  |
| 4. Andrews, Andrew-WASH   | SR | 34 | 166  | 4.88  |
| 5. McLaughlin, Jordan-USC | SO | 34 | 160  | 4.71  |
| 6. Murray, Dejourne-WASH  | FR | 34 | 151  | 4.44  |
| 7. Wallace, Tyrone-CAL    | SR | 28 | 124  | 4.43  |
| 8. Holiday, Aaron-UCLA    | FR | 32 | 127  | 3.97  |
| 9. Taylor, Brandon-UTAH   | SR | 36 | 140  | 3.89  |
| 10. Holder, Tra-ASU       | SO | 32 | 117  | 3.66  |

**FREE THROW PCT (Min. 2.0 made per game)**

|                           | Cl | G  | FTM | FTA | Pct  |
|---------------------------|----|----|-----|-----|------|
| 1. Andrews, Andrew-WASH   | SR | 34 | 273 | 321 | .850 |
| 2. Alford, Bryce-UCLA     | JR | 32 | 128 | 154 | .831 |
| 3. Brooks, Dillon-ORE     | SO | 38 | 125 | 155 | .806 |
| 4. Hamilton, Isaac-UCLA   | JR | 32 | 66  | 82  | .805 |
| 5. Mathews, Jordan-CAL    | JR | 34 | 83  | 104 | .798 |
| 6. Trier, Allonzo-ARIZ    | FR | 27 | 115 | 145 | .793 |
| 7. Loveridge, Jordan-UTAH | SR | 36 | 76  | 96  | .792 |
| 8. Atwood, Willie-ASU     | SR | 32 | 80  | 102 | .784 |
| 9. Hawkinson, Josh-WSU    | JR | 29 | 91  | 117 | .778 |
| 10. Oleka, Obinna-ASU     | JR | 32 | 73  | 94  | .777 |

**STEALS**

|                           | Cl | G  | Stls | Avg/G |
|---------------------------|----|----|------|-------|
| 1. PaytonII, Gary-OSU     | SR | 32 | 80   | 2.50  |
| 2. Murray, Dejourne-WASH  | FR | 34 | 62   | 1.82  |
| 3. Taylor, Brandon-UTAH   | SR | 36 | 61   | 1.69  |
| 4. McLaughlin, Jordan-USC | SO | 34 | 55   | 1.62  |
| 5. Cook, Elgin-ORE        | SR | 38 | 54   | 1.42  |
| 6. Holiday, Aaron-UCLA    | FR | 32 | 45   | 1.41  |
| 7. Allen, Marcus-STAN     | JR | 28 | 39   | 1.39  |
| 8. Andrews, Andrew-WASH   | SR | 34 | 47   | 1.38  |
| 9. Jacobs, Julian-USC     | JR | 31 | 38   | 1.23  |
| 10. Tinkle, Tres-OSU      | FR | 27 | 32   | 1.19  |

**3-POINT FG PCT (Min. 1.0 made per game)**

|                            | Cl | G  | 3FG | FGA | Pct  |
|----------------------------|----|----|-----|-----|------|
| 1. King, George-COLO       | SO | 34 | 68  | 149 | .456 |
| 2. Collier, Dominique-COLO | SO | 34 | 40  | 90  | .444 |
| 3. Stewart, Elijah-USC     | SO | 34 | 60  | 140 | .429 |
| 4. McLaughlin, Jordan-USC  | SO | 34 | 56  | 132 | .424 |
| 5. York, Gabe-ARIZ         | SR | 34 | 98  | 233 | .421 |
| 6. Holiday, Aaron-UCLA     | FR | 32 | 39  | 93  | .419 |
| 7. Tucker, Dakarai-UTAH    | SR | 36 | 45  | 108 | .417 |
| 8. Mathews, Jordan-CAL     | JR | 34 | 89  | 214 | .416 |
| 9. Bird, Jabari-CAL        | JR | 33 | 61  | 149 | .409 |
| 10. Dorsey, Tyler-ORE      | FR | 36 | 67  | 165 | .406 |

**3-POINT FG MADE**

|                           | Cl | G  | 3FG | Avg/G |
|---------------------------|----|----|-----|-------|
| 1. York, Gabe-ARIZ        | SR | 34 | 98  | 2.88  |
| 2. Mathews, Jordan-CAL    | JR | 34 | 89  | 2.62  |
| 3. Loveridge, Jordan-UTAH | SR | 36 | 90  | 2.50  |
| 4. Alford, Bryce-UCLA     | JR | 32 | 73  | 2.28  |
| 5. Andrews, Andrew-WASH   | SR | 34 | 77  | 2.26  |
| 6. King, George-COLO      | SO | 34 | 68  | 2.00  |
| 7. Justice, Kodi-ASU      | SO | 32 | 60  | 1.88  |
| 8. Hamilton, Isaac-UCLA   | JR | 32 | 60  | 1.88  |
| 9. Allen, Rosco-STAN      | SR | 30 | 56  | 1.87  |
| 10. Dorsey, Tyler-ORE     | FR | 36 | 67  | 1.86  |

**BLOCKED SHOTS**

|                            | Cl | G  | Blks | Avg/G |
|----------------------------|----|----|------|-------|
| 1. Boucher, Chris-ORE      | SR | 38 | 110  | 2.89  |
| 2. Dime, Malik-WASH        | JR | 34 | 88   | 2.59  |
| 3. Gordon, Wesley-COLO     | JR | 34 | 68   | 2.00  |
| 4. Bell, Jordan-ORE        | SO | 30 | 53   | 1.77  |
| 5. Scott, Josh-COLO        | SR | 32 | 52   | 1.63  |
| 6. Chriss, Marquese-WASH   | FR | 34 | 55   | 1.62  |
| 7. Metu, Chimezie-USC      | FR | 34 | 54   | 1.59  |
| 8. Poeltl, Jakob-UTAH      | SO | 36 | 56   | 1.56  |
| 9. Tarczewski, Kaleb-ARIZ  | SR | 26 | 36   | 1.38  |
| 10. Humphrey, Michael-STAN | SO | 30 | 38   | 1.27  |

**ASSIST/TURNOVER RATIO (Min. 3.0 assists/game)**

|                            | Cl | G  | Asst | Avg | Turn | Avg | Ratio |
|----------------------------|----|----|------|-----|------|-----|-------|
| 1. Benson, Casey-ORE       | SO | 38 | 117  | 3.1 | 24   | 0.6 | 4.88  |
| 2. Alford, Bryce-UCLA      | JR | 32 | 167  | 5.2 | 63   | 2.0 | 2.65  |
| 3. Jackson-Cartwright-ARIZ | SO | 34 | 116  | 3.4 | 48   | 1.4 | 2.42  |
| 4. PaytonII, Gary-OSU      | SR | 32 | 161  | 5.0 | 74   | 2.3 | 2.18  |
| 5. Jacobs, Julian-USC      | JR | 31 | 169  | 5.5 | 83   | 2.7 | 2.04  |
| 6. McLaughlin, Jordan-USC  | SO | 34 | 160  | 4.7 | 81   | 2.4 | 1.98  |
| 7. Allen, Kadeem-ARIZ      | JR | 34 | 121  | 3.6 | 68   | 2.0 | 1.78  |
| 8. Taylor, Brandon-UTAH    | SR | 36 | 140  | 3.9 | 79   | 2.2 | 1.77  |
| 9. Andrews, Andrew-WASH    | SR | 34 | 166  | 4.9 | 95   | 2.8 | 1.75  |
| 10. Callison, Charles-WSU  | JR | 27 | 81   | 3.0 | 47   | 1.7 | 1.72  |

**MINUTES PLAYED**

|                          | Cl | G  | Mins | Avg/G |
|--------------------------|----|----|------|-------|
| 1. Alford, Bryce-UCLA    | JR | 32 | 1160 | 36.25 |
| 2. Hamilton, Isaac-UCLA  | JR | 32 | 1128 | 35.25 |
| 3. PaytonII, Gary-OSU    | SR | 32 | 1096 | 34.25 |
| 4. Allen, Rosco-STAN     | SR | 30 | 1018 | 33.93 |
| 5. Andrews, Andrew-WASH  | SR | 34 | 1149 | 33.79 |
| 6. Murray, Dejourne-WASH | FR | 34 | 1139 | 33.50 |
| 7. Hawkinson, Josh-WSU   | JR | 29 | 967  | 33.34 |
| 8. York, Gabe-ARIZ       | SR | 34 | 1133 | 33.32 |
| 9. Taylor, Brandon-UTAH  | SR | 36 | 1184 | 32.89 |
| 10. Brooks, Dillon-ORE   | SO | 38 | 1247 | 32.82 |





# 2015-16 TEAM STATISTICS (ALL GAMES)

## SCORING OFFENSE

|                      | G  | W-L   | Pts  | Avg/G |
|----------------------|----|-------|------|-------|
| 1. Washington        | 34 | 19-15 | 2853 | 83.9  |
| 2. USC               | 34 | 21-13 | 2737 | 80.5  |
| 3. Arizona           | 34 | 25-9  | 2735 | 80.4  |
| 4. Oregon            | 38 | 31-7  | 2990 | 78.7  |
| 5. UCLA              | 32 | 15-17 | 2480 | 77.5  |
| 6. Utah              | 36 | 27-9  | 2778 | 77.2  |
| 7. Colorado          | 34 | 22-12 | 2576 | 75.8  |
| 8. California        | 34 | 23-11 | 2545 | 74.9  |
| 9. Arizona State     | 32 | 15-17 | 2345 | 73.3  |
| 10. Oregon State     | 32 | 19-13 | 2301 | 71.9  |
| 11. Washington State | 31 | 9-22  | 2187 | 70.5  |
| 12. Stanford         | 30 | 15-15 | 2088 | 69.6  |

## FIELD GOAL PCT DEFENSE

|                      | G  | FG  | FGA  | Pct  |
|----------------------|----|-----|------|------|
| 1. California        | 34 | 789 | 1992 | .396 |
| 2. Arizona           | 34 | 853 | 2066 | .413 |
| 3. USC               | 34 | 924 | 2215 | .417 |
| 4. Colorado          | 34 | 852 | 2038 | .418 |
| 5. Utah              | 36 | 933 | 2226 | .419 |
| 6. Oregon            | 38 | 931 | 2199 | .423 |
| 7. Oregon State      | 32 | 766 | 1788 | .428 |
| 8. UCLA              | 32 | 860 | 2002 | .430 |
| 9. Washington        | 34 | 936 | 2175 | .430 |
| 10. Washington State | 31 | 836 | 1892 | .442 |
| 11. Stanford         | 30 | 728 | 1647 | .442 |
| 12. Arizona State    | 32 | 830 | 1812 | .458 |

## REBOUNDING MARGIN

|                      | G  | TEAM | OPP  | Margin |
|----------------------|----|------|------|--------|
| 1. Arizona           | 34 | 40.2 | 31.0 | +9.2   |
| 2. Colorado          | 34 | 42.1 | 33.6 | +8.6   |
| 3. California        | 34 | 39.9 | 33.1 | +6.8   |
| 4. Utah              | 36 | 37.0 | 32.4 | +4.6   |
| 5. Oregon            | 38 | 36.4 | 33.0 | +3.4   |
| 6. UCLA              | 32 | 39.6 | 37.1 | +2.5   |
| 7. USC               | 34 | 39.3 | 37.6 | +1.7   |
| 8. Arizona State     | 32 | 36.8 | 36.2 | +0.6   |
| 9. Stanford          | 30 | 34.1 | 35.0 | -0.9   |
| 10. Washington State | 31 | 33.8 | 35.9 | -2.1   |
| 11. Washington       | 34 | 39.9 | 42.2 | -2.4   |
| 12. Oregon State     | 32 | 34.4 | 36.9 | -2.5   |

## SCORING DEFENSE

|                      | G  | Pts  | Avg/G |
|----------------------|----|------|-------|
| 1. California        | 34 | 2289 | 67.3  |
| 2. Oregon            | 38 | 2614 | 68.8  |
| 3. Arizona           | 34 | 2342 | 68.9  |
| 4. Utah              | 36 | 2502 | 69.5  |
| 5. Oregon State      | 32 | 2244 | 70.1  |
| 6. Stanford          | 30 | 2111 | 70.4  |
| 7. Colorado          | 34 | 2407 | 70.8  |
| 8. Arizona State     | 32 | 2367 | 74.0  |
| 9. USC               | 34 | 2537 | 74.6  |
| 10. UCLA             | 32 | 2455 | 76.7  |
| 11. Washington State | 31 | 2394 | 77.2  |
| 12. Washington       | 34 | 2748 | 80.8  |

## 3-POINT FG PCT

|                     | G  | FG  | FGA | Pct  |
|---------------------|----|-----|-----|------|
| 1. Colorado         | 34 | 252 | 647 | .389 |
| 2. USC              | 34 | 266 | 688 | .387 |
| 3. Arizona          | 34 | 221 | 580 | .381 |
| 4. Oregon State     | 32 | 218 | 587 | .371 |
| 5. Utah             | 36 | 273 | 746 | .366 |
| 6. UCLA             | 32 | 200 | 551 | .363 |
| 7. California       | 34 | 236 | 651 | .363 |
| 8. Washington State | 31 | 184 | 530 | .347 |
| 9. Oregon           | 38 | 260 | 758 | .343 |
| 10. Arizona State   | 32 | 254 | 756 | .336 |
| 11. Washington      | 34 | 249 | 752 | .331 |
| 12. Stanford        | 30 | 172 | 538 | .320 |

## BLOCKED SHOTS

|                     | G  | Blocks | Avg/G |
|---------------------|----|--------|-------|
| 1. Washington       | 34 | 224    | 6.59  |
| 2. Oregon           | 38 | 221    | 5.82  |
| 3. USC              | 34 | 182    | 5.35  |
| 4. Colorado         | 34 | 168    | 4.94  |
| 5. Arizona          | 34 | 161    | 4.74  |
| 6. California       | 34 | 160    | 4.71  |
| 7. Washington State | 31 | 138    | 4.45  |
| 8. Utah             | 36 | 149    | 4.14  |
| 9. UCLA             | 32 | 110    | 3.44  |
| 10. Oregon State    | 32 | 106    | 3.31  |
| 11. Stanford        | 30 | 94     | 3.13  |
| 12. Arizona State   | 32 | 86     | 2.69  |

## SCORING MARGIN

|                      | G  | OFF  | DEF  | Margin |
|----------------------|----|------|------|--------|
| 1. Arizona           | 34 | 80.4 | 68.9 | +11.6  |
| 2. Oregon            | 38 | 78.7 | 68.8 | +9.9   |
| 3. Utah              | 36 | 77.2 | 69.5 | +7.7   |
| 4. California        | 34 | 74.9 | 67.3 | +7.5   |
| 5. USC               | 34 | 80.5 | 74.6 | +5.9   |
| 6. Colorado          | 34 | 75.8 | 70.8 | +5.0   |
| 7. Washington        | 34 | 83.9 | 80.8 | +3.1   |
| 8. Oregon State      | 32 | 71.9 | 70.1 | +1.8   |
| 9. UCLA              | 32 | 77.5 | 76.7 | +0.8   |
| 10. Arizona State    | 32 | 73.3 | 74.0 | -0.7   |
| 11. Stanford         | 30 | 69.6 | 70.4 | -0.8   |
| 12. Washington State | 31 | 70.5 | 77.2 | -6.7   |

## 3-POINT FG PCT DEFENSE

|                     | G  | FG  | FGA | Pct  |
|---------------------|----|-----|-----|------|
| 1. Arizona          | 34 | 204 | 646 | .316 |
| 2. USC              | 34 | 248 | 764 | .325 |
| 3. Oregon State     | 32 | 226 | 695 | .325 |
| 4. Washington       | 34 | 211 | 638 | .331 |
| 5. California       | 34 | 183 | 527 | .347 |
| 6. Arizona State    | 32 | 224 | 634 | .353 |
| 7. UCLA             | 32 | 268 | 757 | .354 |
| 8. Colorado         | 34 | 212 | 597 | .355 |
| 9. Washington State | 31 | 210 | 586 | .358 |
| 10. Oregon          | 38 | 272 | 754 | .361 |
| 11. Stanford        | 30 | 228 | 627 | .364 |
| 12. Utah            | 36 | 269 | 726 | .371 |

## ASSISTS

|                     | G  | Assists | Avg/G |
|---------------------|----|---------|-------|
| 1. UCLA             | 32 | 502     | 15.69 |
| 2. Utah             | 36 | 557     | 15.47 |
| 3. USC              | 34 | 504     | 14.82 |
| 4. Washington       | 34 | 489     | 14.38 |
| 5. Arizona          | 34 | 486     | 14.29 |
| 6. Oregon           | 38 | 517     | 13.61 |
| 7. Colorado         | 34 | 462     | 13.59 |
| 8. Washington State | 31 | 419     | 13.52 |
| 9. Oregon State     | 32 | 432     | 13.50 |
| 10. California      | 34 | 434     | 12.76 |
| 11. Arizona State   | 32 | 405     | 12.66 |
| 12. Stanford        | 30 | 350     | 11.67 |

## FREE THROW PCT

|                     | G  | FTM | FTA | Pct  |
|---------------------|----|-----|-----|------|
| 1. Colorado         | 34 | 594 | 809 | .734 |
| 2. Washington       | 34 | 676 | 932 | .725 |
| 3. Utah             | 36 | 551 | 764 | .721 |
| 4. Arizona          | 34 | 622 | 863 | .721 |
| 5. Oregon           | 38 | 648 | 907 | .714 |
| 6. Washington State | 31 | 393 | 552 | .712 |
| 7. UCLA             | 32 | 450 | 651 | .691 |
| 8. Arizona State    | 32 | 499 | 726 | .687 |
| 9. Stanford         | 30 | 508 | 743 | .684 |
| 10. USC             | 34 | 507 | 750 | .676 |
| 11. Oregon State    | 32 | 461 | 687 | .671 |
| 12. California      | 34 | 529 | 806 | .656 |

## REBOUNDING OFFENSE

|                      | G  | Reb  | Avg/G |
|----------------------|----|------|-------|
| 1. Colorado          | 34 | 1433 | 42.1  |
| 2. Arizona           | 34 | 1367 | 40.2  |
| 3. California        | 34 | 1357 | 39.9  |
| 4. Washington        | 34 | 1356 | 39.9  |
| 5. UCLA              | 32 | 1267 | 39.6  |
| 6. USC               | 34 | 1337 | 39.3  |
| 7. Utah              | 36 | 1332 | 37.0  |
| 8. Arizona State     | 32 | 1177 | 36.8  |
| 9. Oregon            | 38 | 1382 | 36.4  |
| 10. Oregon State     | 32 | 1101 | 34.4  |
| 11. Stanford         | 30 | 1024 | 34.1  |
| 12. Washington State | 31 | 1049 | 33.8  |

## STEALS

|                      | G  | Steals | Avg/G |
|----------------------|----|--------|-------|
| 1. Washington        | 34 | 258    | 7.59  |
| 2. Oregon State      | 32 | 236    | 7.38  |
| 3. Oregon            | 38 | 275    | 7.24  |
| 4. Stanford          | 30 | 203    | 6.77  |
| 5. USC               | 34 | 215    | 6.32  |
| 6. Utah              | 36 | 199    | 5.53  |
| 7. UCLA              | 32 | 175    | 5.47  |
| 8. Arizona State     | 32 | 170    | 5.31  |
| 9. Colorado          | 34 | 177    | 5.21  |
| 10. Washington State | 31 | 156    | 5.03  |
| 11. Arizona          | 34 | 164    | 4.82  |
| 12. California       | 34 | 139    | 4.09  |

## FIELD GOAL PERCENTAGES

|                     | G  | FG   | FGA  | Pct  |
|---------------------|----|------|------|------|
| 1. Utah             | 36 | 977  | 2000 | .489 |
| 2. Arizona          | 34 | 946  | 1970 | .480 |
| 3. Oregon           | 38 | 1041 | 2230 | .467 |
| 4. USC              | 34 | 982  | 2137 | .460 |
| 5. California       | 34 | 890  | 1937 | .459 |
| 6. Washington State | 31 | 805  | 1764 | .456 |
| 7. UCLA             | 32 | 915  | 2016 | .454 |
| 8. Oregon State     | 32 | 811  | 1843 | .440 |
| 9. Colorado         | 34 | 865  | 2030 | .426 |
| 10. Stanford        | 30 | 704  | 1653 | .426 |
| 11. Washington      | 34 | 964  | 2264 | .426 |
| 12. Arizona State   | 32 | 796  | 1919 | .415 |

## REBOUNDING DEFENSE

|                     | G  | Reb  | Avg/G |
|---------------------|----|------|-------|
| 1. Arizona          | 34 | 1054 | 31.0  |
| 2. Utah             | 36 | 1167 | 32.4  |
| 3. Oregon           | 38 | 1254 | 33.0  |
| 4. California       | 34 | 1126 | 33.1  |
| 5. Colorado         | 34 | 1142 | 33.6  |
| 6. Stanford         | 30 | 1050 | 35.0  |
| 7. Washington State | 31 | 1114 | 35.9  |
| 8. Arizona State    | 32 | 1159 | 36.2  |
| 9. Oregon State     | 32 | 1181 | 36.9  |
| 10. UCLA            | 32 | 1188 | 37.1  |
| 11. USC             | 34 | 1280 | 37.6  |
| 12. Washington      | 34 | 1436 | 42.2  |

## TURNOVER MARGIN

|                      | G  | TEAM | OPP  | Margin |
|----------------------|----|------|------|--------|
| 1. Oregon            | 38 | 11.3 | 14.0 | +2.68  |
| 2. Washington        | 34 | 13.8 | 16.2 | +2.41  |
| 3. Oregon State      | 32 | 11.3 | 13.5 | +2.22  |
| 4. Stanford          | 30 | 11.8 | 13.5 | +1.67  |
| 5. Arizona State     | 32 | 12.0 | 12.8 | +0.84  |
| 6. USC               | 34 | 12.2 | 12.3 | +0.06  |
| 7. UCLA              | 32 | 12.3 | 11.7 | -0.56  |
| 8. Arizona           | 34 | 13.0 | 11.4 | -1.56  |
| 9. Utah              | 36 | 12.5 | 10.5 | -2.03  |
| 10. Colorado         | 34 | 13.4 | 11.0 | -2.32  |
| 11. California       | 34 | 12.3 | 9.8  | -2.56  |
| 12. Washington State | 31 | 14.2 | 10.9 | -3.29  |

**ASSIST/TURNOVER RATIO**

|                      | G  | Asst | Turn | Ratio |
|----------------------|----|------|------|-------|
| 1. UCLA              | 32 | 15.7 | 12.3 | 1.28  |
| 2. Utah              | 36 | 15.5 | 12.5 | 1.24  |
| 3. USC               | 34 | 14.8 | 12.2 | 1.21  |
| 4. Oregon            | 38 | 13.6 | 11.3 | 1.20  |
| 5. Oregon State      | 32 | 13.5 | 11.3 | 1.20  |
| 6. Arizona           | 34 | 14.3 | 13.0 | 1.10  |
| 7. Arizona State     | 32 | 12.7 | 12.0 | 1.05  |
| 8. Washington        | 34 | 14.4 | 13.8 | 1.04  |
| 9. California        | 34 | 12.8 | 12.3 | 1.04  |
| 10. Colorado         | 34 | 13.6 | 13.4 | 1.02  |
| 11. Stanford         | 30 | 11.7 | 11.8 | 0.99  |
| 12. Washington State | 31 | 13.5 | 14.2 | 0.95  |

**OFFENSIVE REBOUNDS**

|                      | G  | No. | Avg/G |
|----------------------|----|-----|-------|
| 1. Washington        | 34 | 473 | 13.91 |
| 2. Colorado          | 34 | 446 | 13.12 |
| 3. Arizona State     | 32 | 394 | 12.31 |
| 4. UCLA              | 32 | 393 | 12.28 |
| 5. USC               | 34 | 401 | 11.79 |
| 6. Oregon            | 38 | 442 | 11.63 |
| 7. Arizona           | 34 | 394 | 11.59 |
| 8. California        | 34 | 386 | 11.35 |
| 9. Stanford          | 30 | 328 | 10.93 |
| 10. Oregon State     | 32 | 337 | 10.53 |
| 11. Utah             | 36 | 347 | 9.64  |
| 12. Washington State | 31 | 247 | 7.97  |

**DEFENSIVE REBOUNDS**

|                     | G  | No. | Avg/G |
|---------------------|----|-----|-------|
| 1. Colorado         | 34 | 987 | 29.03 |
| 2. Arizona          | 34 | 973 | 28.62 |
| 3. California       | 34 | 971 | 28.56 |
| 4. USC              | 34 | 936 | 27.53 |
| 5. Utah             | 36 | 985 | 27.36 |
| 6. UCLA             | 32 | 874 | 27.31 |
| 7. Washington       | 34 | 883 | 25.97 |
| 8. Washington State | 31 | 802 | 25.87 |
| 9. Oregon           | 38 | 940 | 24.74 |
| 10. Arizona State   | 32 | 783 | 24.47 |
| 11. Oregon State    | 32 | 764 | 23.88 |
| 12. Stanford        | 30 | 696 | 23.20 |

**3-POINT FG MADE**

|                      | G  | 3FG | Avg/G |
|----------------------|----|-----|-------|
| 1. Arizona State     | 32 | 254 | 7.94  |
| 2. USC               | 34 | 266 | 7.82  |
| 3. Utah              | 36 | 273 | 7.58  |
| 4. Colorado          | 34 | 252 | 7.41  |
| 5. Washington        | 34 | 249 | 7.32  |
| 6. California        | 34 | 236 | 6.94  |
| 7. Oregon            | 38 | 260 | 6.84  |
| 8. Oregon State      | 32 | 218 | 6.81  |
| 9. Arizona           | 34 | 221 | 6.50  |
| 10. UCLA             | 32 | 200 | 6.25  |
| 11. Washington State | 31 | 184 | 5.94  |
| 12. Stanford         | 30 | 172 | 5.73  |



Allonzo Trier, Arizona

**2015-16 PAC-12 PLAYERS OF THE WEEK**

- Nov. 16 . . . . . Tyrone Wallace, California
- Nov. 23 . . . . . Jakob Poeltl, Utah
- Nov. 30 . . . . . Andrew Andrews, Washington
- Dec. 7 . . . . . Thomas Welsh, UCLA
- Dec. 14 . . . . . Allonzo Trier, Arizona
- Dec. 21 . . . . . Jakob Poeltl, Utah
- Dec. 28 . . . . . Josh Hawkinson, Washington St.
- Jan. 4 . . . . . Andrew Andrews, Washington
- Jan. 11 . . . . . Bryce Alford, UCLA
- Jan. 18 . . . . . Josh Scott, Colorado
- Jan. 25 . . . . . Jakob Poeltl, Utah
- Feb. 1 . . . . . Dillon Brooks, Oregon
- Feb. 8 . . . . . Ryan Anderson, Arizona
- Feb. 15 . . . . . Jabari Bird, California
- Feb. 22 . . . . . Jakob Poeltl, Utah
- Feb. 29 . . . . . Josh Scott, Colorado
- March 7 . . . . . Gabe York, Arizona



# 2015-16 INDIVIDUAL STATISTICS (PAC-12 GAMES)

## SCORING

|                            | Cl | G  | FG  | 3FG | FT  | Pts | Avg/G |
|----------------------------|----|----|-----|-----|-----|-----|-------|
| 1. Andrews, Andrew-WASH    | SR | 18 | 102 | 42  | 155 | 401 | 22.3  |
| 2. Hamilton, Isaac-UCLA    | JR | 18 | 125 | 39  | 41  | 330 | 18.3  |
| 3. Poeltl, Jakob-UTAH      | SO | 18 | 113 | 0   | 86  | 312 | 17.3  |
| 4. Brooks, Dillon-ORE      | SO | 18 | 113 | 22  | 59  | 307 | 17.1  |
| 5. Allen, Rosco-STAN       | SR | 18 | 92  | 34  | 84  | 302 | 16.8  |
| 6. Murray, Dejourne-WASH   | FR | 18 | 110 | 21  | 56  | 297 | 16.5  |
| 7. York, Gabe-ARIZ         | SR | 18 | 104 | 58  | 29  | 295 | 16.4  |
| 8. Alford, Bryce-UCLA      | JR | 18 | 87  | 46  | 70  | 290 | 16.1  |
| 9. Anderson, Ryan-ARIZ     | SR | 18 | 101 | 0   | 86  | 288 | 16.0  |
| 10. Brown, Jaylen-CAL      | FR | 18 | 95  | 19  | 77  | 286 | 15.9  |
| 11. PaytonII, Gary-OSU     | SR | 18 | 110 | 12  | 45  | 277 | 15.4  |
| 12. Hawkinson, Josh-WSU    | JR | 17 | 97  | 10  | 53  | 257 | 15.1  |
| 13. Scott, Josh-COLO       | SR | 16 | 86  | 1   | 66  | 239 | 14.9  |
| 14. Cook, Elgin-ORE        | SR | 18 | 88  | 9   | 74  | 259 | 14.4  |
| 15. Holder, Tra-ASU        | SO | 18 | 78  | 34  | 65  | 255 | 14.2  |
| 16. Tinkle, Tres-OSU       | FR | 16 | 74  | 20  | 57  | 225 | 14.1  |
| 17. McLaughlin, Jordan-USC | SO | 18 | 85  | 32  | 36  | 238 | 13.2  |
| 18. Mathews, Jordan-CAL    | JR | 18 | 74  | 50  | 39  | 237 | 13.2  |
| 19. Chriss, Marquese-WASH  | FR | 18 | 93  | 11  | 39  | 236 | 13.1  |
| 20. King, George-COLO      | SO | 18 | 76  | 34  | 40  | 226 | 12.6  |

## REBOUNDING

|                           | Cl | G  | OFF | DEF | TOT | Avg/G |
|---------------------------|----|----|-----|-----|-----|-------|
| 1. Hawkinson, Josh-WSU    | JR | 17 | 31  | 160 | 191 | 11.2  |
| 2. Anderson, Ryan-ARIZ    | SR | 18 | 54  | 129 | 183 | 10.2  |
| 3. Tarczewski, Kaleb-ARIZ | SR | 18 | 51  | 122 | 173 | 9.6   |
| 4. Welsh, Thomas-UCLA     | SO | 18 | 54  | 110 | 164 | 9.1   |
| 5. Poeltl, Jakob-UTAH     | SO | 18 | 54  | 102 | 156 | 8.7   |
| 6. Gordon, Wesley-COLO    | JR | 18 | 65  | 84  | 149 | 8.3   |
| 7. Scott, Josh-COLO       | SR | 16 | 37  | 94  | 131 | 8.2   |
| 8. Rabb, Ivan-CAL         | FR | 18 | 41  | 101 | 142 | 7.9   |
| 9. PaytonII, Gary-OSU     | SR | 18 | 40  | 89  | 129 | 7.2   |
| 10. Parker, Tony-UCLA     | SR | 18 | 48  | 77  | 125 | 6.9   |
| Oleka, Obinna-ASU         | JR | 18 | 34  | 91  | 125 | 6.9   |
| 12. Boucher, Chris-ORE    | SR | 18 | 41  | 80  | 121 | 6.7   |
| Jovanovic, Nikola-USC     | JR | 18 | 36  | 85  | 121 | 6.7   |
| 14. Allen, Rosco-STAN     | SR | 18 | 25  | 90  | 115 | 6.4   |
| 15. Kuzma, Kyle-UTAH      | SO | 18 | 36  | 70  | 106 | 5.9   |
| Humphrey, Michael-STAN    | SO | 18 | 34  | 72  | 106 | 5.9   |
| 17. Rooks, Kameron-CAL    | SO | 18 | 37  | 68  | 105 | 5.8   |
| 18. Goodman, Savon-ASU    | JR | 18 | 39  | 65  | 104 | 5.8   |
| 19. Tinkle, Tres-OSU      | FR | 16 | 19  | 71  | 90  | 5.6   |
| 20. Brown, Jaylen-CAL     | FR | 18 | 18  | 83  | 101 | 5.6   |

## FIELD GOAL PCT (Min. 3.0 made per game)

|                           | Cl | G  | FG  | FGA | Pct  |
|---------------------------|----|----|-----|-----|------|
| 1. Poeltl, Jakob-UTAH     | SO | 18 | 113 | 181 | .624 |
| 2. Welsh, Thomas-UCLA     | SO | 18 | 81  | 135 | .600 |
| 3. Anderson, Ryan-ARIZ    | SR | 18 | 101 | 173 | .584 |
| 4. Rabb, Ivan-CAL         | FR | 18 | 78  | 137 | .569 |
| 5. Boucher, Chris-ORE     | SR | 18 | 75  | 134 | .560 |
| 6. Tarczewski, Kaleb-ARIZ | SR | 18 | 58  | 104 | .558 |
| 7. Eubanks, Drew-OSU      | FR | 18 | 59  | 106 | .557 |
| 8. Chriss, Marquese-WASH  | FR | 18 | 93  | 175 | .531 |
| 9. Hawkinson, Josh-WSU    | JR | 17 | 97  | 187 | .519 |
| 10. Jovanovic, Nikola-USC | JR | 18 | 87  | 168 | .518 |
| Parker, Tony-UCLA         | SR | 18 | 87  | 168 | .518 |

## ASSISTS

|                            | Cl | G  | Assts | Avg/G |
|----------------------------|----|----|-------|-------|
| 1. PaytonII, Gary-OSU      | SR | 18 | 98    | 5.44  |
| 2. Alford, Bryce-UCLA      | JR | 18 | 93    | 5.17  |
| 3. Andrews, Andrew-WASH    | SR | 18 | 91    | 5.06  |
| 4. Jacobs, Julian-USC      | JR | 18 | 90    | 5.00  |
| 5. McLaughlin, Jordan-USC  | SO | 18 | 82    | 4.56  |
| 6. Murray, Dejourne-WASH   | FR | 18 | 75    | 4.17  |
| 7. Holiday, Aaron-UCLA     | FR | 18 | 74    | 4.11  |
| 8. Taylor, Brandon-UTAH    | SR | 18 | 73    | 4.06  |
| 9. Jackson-Cartwright-ARIZ | SO | 18 | 66    | 3.67  |
| Holder, Tra-ASU            | SO | 18 | 66    | 3.67  |

## FREE THROW PCT (Min. 2.0 made per game)

|                         | Cl | G  | FTM | FTA | Pct  |
|-------------------------|----|----|-----|-----|------|
| 1. Andrews, Andrew-WASH | SR | 18 | 155 | 181 | .856 |
| 2. Oleka, Obinna-ASU    | JR | 18 | 46  | 54  | .852 |
| 3. Hamilton, Isaac-UCLA | JR | 18 | 41  | 49  | .837 |
| 4. Brooks, Dillon-ORE   | SO | 18 | 59  | 72  | .819 |
| 5. Cook, Elgin-ORE      | SR | 18 | 74  | 91  | .813 |
| 6. Alford, Bryce-UCLA   | JR | 18 | 70  | 87  | .805 |
| 7. King, George-COLO    | SO | 18 | 40  | 50  | .800 |
| 8. Mathews, Jordan-CAL  | JR | 18 | 39  | 50  | .780 |
| 9. Boucher, Chris-ORE   | SR | 18 | 50  | 66  | .758 |
| 10. Hawkinson, Josh-WSU | JR | 17 | 53  | 70  | .757 |

## STEALS

|                           | Cl | G  | Stls | Avg/G |
|---------------------------|----|----|------|-------|
| 1. PaytonII, Gary-OSU     | SR | 18 | 42   | 2.33  |
| 2. Murray, Dejourne-WASH  | FR | 18 | 35   | 1.94  |
| 3. Taylor, Brandon-UTAH   | SR | 18 | 32   | 1.78  |
| 4. McLaughlin, Jordan-USC | SO | 18 | 27   | 1.50  |
| 5. Andrews, Andrew-WASH   | SR | 18 | 25   | 1.39  |
| 6. Allen, Rosco-STAN      | SR | 18 | 24   | 1.33  |
| 7. Cook, Elgin-ORE        | SR | 18 | 23   | 1.28  |
| 8. Brooks, Dillon-ORE     | SO | 18 | 22   | 1.22  |
| Humphrey, Michael-STAN    | SO | 18 | 22   | 1.22  |
| Thybulle, Matisse-WASH    | FR | 18 | 22   | 1.22  |

## 3-POINT FG PCT (Min. 1.0 made per game)

|                            | Cl | G  | 3FG | FGA | Pct  |
|----------------------------|----|----|-----|-----|------|
| 1. Jackson-Cartwright-ARIZ | SO | 18 | 18  | 37  | .486 |
| 2. Stewart, Elijah-USC     | SO | 18 | 33  | 71  | .465 |
| 3. Benson, Casey-ORE       | SO | 18 | 22  | 49  | .449 |
| 4. King, George-COLO       | SO | 18 | 34  | 76  | .447 |
| 5. Mathews, Jordan-CAL     | JR | 18 | 50  | 115 | .435 |
| 6. Johnson, Que-WSU        | JR | 18 | 26  | 60  | .433 |
| 7. York, Gabe-ARIZ         | SR | 18 | 58  | 134 | .433 |
| 8. Justice, Kodi-ASU       | SO | 18 | 37  | 89  | .416 |
| 9. Holiday, Aaron-UCLA     | FR | 18 | 22  | 53  | .415 |
| 10. Bird, Jabari-CAL       | JR | 18 | 33  | 80  | .413 |

## 3-POINT FG MADE

|                           | Cl | G  | 3FG | Avg/G |
|---------------------------|----|----|-----|-------|
| 1. York, Gabe-ARIZ        | SR | 18 | 58  | 3.22  |
| 2. Mathews, Jordan-CAL    | JR | 18 | 50  | 2.78  |
| 3. Loveridge, Jordan-UTAH | SR | 18 | 46  | 2.56  |
| Alford, Bryce-UCLA        | JR | 18 | 46  | 2.56  |
| 5. Andrews, Andrew-WASH   | SR | 18 | 42  | 2.33  |
| 6. Hamilton, Isaac-UCLA   | JR | 18 | 39  | 2.17  |
| Taylor, Brandon-UTAH      | SR | 18 | 39  | 2.17  |
| 8. Justice, Kodi-ASU      | SO | 18 | 37  | 2.06  |
| 9. Allen, Rosco-STAN      | SR | 18 | 34  | 1.89  |
| King, George-COLO         | SO | 18 | 34  | 1.89  |
| Holder, Tra-ASU           | SO | 18 | 34  | 1.89  |

## BLOCKED SHOTS

|                          | Cl | G  | Blks | Avg/G |
|--------------------------|----|----|------|-------|
| 1. Boucher, Chris-ORE    | SR | 18 | 55   | 3.06  |
| 2. Dime, Malik-WASH      | JR | 18 | 47   | 2.61  |
| 3. Gordon, Wesley-COLO   | JR | 18 | 35   | 1.94  |
| 4. Chriss, Marquese-WASH | FR | 18 | 31   | 1.72  |
| 5. Scott, Josh-COLO      | SR | 16 | 25   | 1.56  |
| 6. Bell, Jordan-ORE      | SO | 18 | 27   | 1.50  |
| Tarczewski, Kaleb-ARIZ   | SR | 18 | 27   | 1.50  |
| 8. Metu, Chimezie-USC    | FR | 18 | 24   | 1.33  |
| 9. Okoroh, Kingsley-CAL  | SO | 18 | 23   | 1.28  |
| 10. Parker, Tony-UCLA    | SR | 18 | 22   | 1.22  |

## ASSIST/TURNOVER RATIO (Min. 3.0 assists/game)

|                            | Cl | G  | Asst | Avg | Turn | Avg | Ratio |
|----------------------------|----|----|------|-----|------|-----|-------|
| 1. Benson, Casey-ORE       | SO | 18 | 54   | 3.0 | 13   | 0.7 | 4.15  |
| 2. Alford, Bryce-UCLA      | JR | 18 | 93   | 5.2 | 30   | 1.7 | 3.10  |
| 3. PaytonII, Gary-OSU      | SR | 18 | 98   | 5.4 | 35   | 1.9 | 2.80  |
| 4. Jackson-Cartwright-ARIZ | SO | 18 | 66   | 3.7 | 29   | 1.6 | 2.28  |
| 5. Singer, Sam-CAL         | JR | 18 | 63   | 3.5 | 30   | 1.7 | 2.10  |
| 6. Taylor, Brandon-UTAH    | SR | 18 | 73   | 4.1 | 35   | 1.9 | 2.09  |
| 7. Bonam, Lorenzo-UTAH     | JR | 18 | 57   | 3.2 | 28   | 1.6 | 2.04  |
| 8. Allen, Kadeem-ARIZ      | JR | 18 | 60   | 3.3 | 32   | 1.8 | 1.88  |
| 9. McLaughlin, Jordan-USC  | SO | 18 | 82   | 4.6 | 44   | 2.4 | 1.86  |
| 10. Andrews, Andrew-WASH   | SR | 18 | 91   | 5.1 | 49   | 2.7 | 1.86  |
| 11. Jacobs, Julian-USC     | JR | 18 | 90   | 5.0 | 54   | 3.0 | 1.67  |
| 12. Hamilton, Isaac-UCLA   | JR | 18 | 65   | 3.6 | 47   | 2.6 | 1.38  |
| 13. Holder, Tra-ASU        | SO | 18 | 66   | 3.7 | 49   | 2.7 | 1.35  |
| 14. Holiday, Aaron-UCLA    | FR | 18 | 74   | 4.1 | 55   | 3.1 | 1.35  |
| 15. Murray, Dejourne-WASH  | FR | 18 | 75   | 4.2 | 58   | 3.2 | 1.29  |

## MINUTES PLAYED

|                           | Cl | G  | Mins | Avg/G |
|---------------------------|----|----|------|-------|
| 1. Alford, Bryce-UCLA     | JR | 18 | 651  | 36.17 |
| 2. Hamilton, Isaac-UCLA   | JR | 18 | 649  | 36.06 |
| 3. Murray, Dejourne-WASH  | FR | 18 | 645  | 35.83 |
| 4. Andrews, Andrew-WASH   | SR | 18 | 639  | 35.50 |
| 5. Hawkinson, Josh-WSU    | JR | 17 | 603  | 35.47 |
| 6. Allen, Rosco-STAN      | SR | 18 | 618  | 34.33 |
| 7. York, Gabe-ARIZ        | SR | 18 | 616  | 34.22 |
| 8. Taylor, Brandon-UTAH   | SR | 18 | 612  | 34.00 |
| 9. McLaughlin, Jordan-USC | SO | 18 | 608  | 33.78 |
| PaytonII, Gary-OSU        | SR | 18 | 608  | 33.78 |

### SCORING OFFENSE

|                      | G  | W-L  | Pts  | Avg/G |
|----------------------|----|------|------|-------|
| 1. Washington        | 18 | 9-9  | 1503 | 83.5  |
| 2. Arizona           | 18 | 12-6 | 1483 | 82.4  |
| 3. USC               | 18 | 9-9  | 1421 | 78.9  |
| 4. Oregon            | 18 | 14-4 | 1401 | 77.8  |
| 5. UCLA              | 18 | 6-12 | 1382 | 76.8  |
| 6. California        | 18 | 12-6 | 1323 | 73.5  |
| 7. Utah              | 18 | 13-5 | 1317 | 73.2  |
| 8. Arizona State     | 18 | 5-13 | 1297 | 72.1  |
| 9. Colorado          | 18 | 10-8 | 1271 | 70.6  |
| 10. Oregon State     | 18 | 9-9  | 1267 | 70.4  |
| 11. Washington State | 18 | 1-17 | 1225 | 68.1  |
| 12. Stanford         | 18 | 8-10 | 1220 | 67.8  |

### SCORING DEFENSE

|                      | G  | Pts  | Avg/G |
|----------------------|----|------|-------|
| 1. Utah              | 18 | 1192 | 66.2  |
| 2. California        | 18 | 1220 | 67.8  |
| 3. Oregon            | 18 | 1276 | 70.9  |
| 4. Colorado          | 18 | 1284 | 71.3  |
| 5. Oregon State      | 18 | 1296 | 72.0  |
| 6. Arizona           | 18 | 1300 | 72.2  |
| 7. Stanford          | 18 | 1301 | 72.3  |
| 8. UCLA              | 18 | 1393 | 77.4  |
| 9. Arizona State     | 18 | 1407 | 78.2  |
| 10. USC              | 18 | 1428 | 79.3  |
| 11. Washington State | 18 | 1490 | 82.8  |
| 12. Washington       | 18 | 1523 | 84.6  |

### SCORING MARGIN

|                      | G  | OFF  | DEF  | Margin |
|----------------------|----|------|------|--------|
| 1. Arizona           | 18 | 82.4 | 72.2 | +10.2  |
| 2. Utah              | 18 | 73.2 | 66.2 | +6.9   |
| 3. Oregon            | 18 | 77.8 | 70.9 | +6.9   |
| 4. California        | 18 | 73.5 | 67.8 | +5.7   |
| 5. USC               | 18 | 78.9 | 79.3 | -0.4   |
| 6. UCLA              | 18 | 76.8 | 77.4 | -0.6   |
| 7. Colorado          | 18 | 70.6 | 71.3 | -0.7   |
| 8. Washington        | 18 | 83.5 | 84.6 | -1.1   |
| 9. Oregon State      | 18 | 70.4 | 72.0 | -1.6   |
| 10. Stanford         | 18 | 67.8 | 72.3 | -4.5   |
| 11. Arizona State    | 18 | 72.1 | 78.2 | -6.1   |
| 12. Washington State | 18 | 68.1 | 82.8 | -14.7  |

### FREE THROW PCT

|                     | G  | FTM | FTA | Pct  |
|---------------------|----|-----|-----|------|
| 1. Washington       | 18 | 352 | 472 | .746 |
| 2. Oregon           | 18 | 291 | 395 | .737 |
| 3. Arizona          | 18 | 318 | 432 | .736 |
| 4. Colorado         | 18 | 298 | 405 | .736 |
| 5. Washington State | 18 | 234 | 329 | .711 |
| 6. Stanford         | 18 | 291 | 412 | .706 |
| 7. UCLA             | 18 | 242 | 344 | .703 |
| 8. Utah             | 18 | 239 | 348 | .687 |
| 9. USC              | 18 | 281 | 414 | .679 |
| 10. Arizona State   | 18 | 256 | 384 | .667 |
| 11. California      | 18 | 279 | 427 | .653 |
| 12. Oregon State    | 18 | 236 | 371 | .636 |

### FIELD GOAL PERCENTAGES

|                     | G  | FG  | FGA  | Pct  |
|---------------------|----|-----|------|------|
| 1. Arizona          | 18 | 519 | 1058 | .491 |
| 2. Utah             | 18 | 474 | 1001 | .474 |
| 3. Oregon           | 18 | 491 | 1052 | .467 |
| 4. California       | 18 | 459 | 1004 | .457 |
| 5. USC              | 18 | 506 | 1116 | .453 |
| 6. UCLA             | 18 | 510 | 1138 | .448 |
| 7. Washington State | 18 | 447 | 1021 | .438 |
| 8. Oregon State     | 18 | 458 | 1053 | .435 |
| 9. Washington       | 18 | 508 | 1198 | .424 |
| 10. Stanford        | 18 | 413 | 995  | .415 |
| 11. Arizona State   | 18 | 442 | 1086 | .407 |
| 12. Colorado        | 18 | 427 | 1062 | .402 |

### FIELD GOAL PCT DEFENSE

|                      | G  | FG  | FGA  | Pct  |
|----------------------|----|-----|------|------|
| 1. California        | 18 | 425 | 1052 | .404 |
| 2. Utah              | 18 | 449 | 1078 | .417 |
| 3. Arizona           | 18 | 473 | 1125 | .420 |
| 4. Colorado          | 18 | 445 | 1049 | .424 |
| 5. USC               | 18 | 518 | 1181 | .439 |
| 6. UCLA              | 18 | 491 | 1112 | .442 |
| 7. Oregon            | 18 | 456 | 1011 | .451 |
| 8. Oregon State      | 18 | 439 | 971  | .452 |
| 9. Washington        | 18 | 516 | 1135 | .455 |
| 10. Washington State | 18 | 516 | 1127 | .458 |
| 11. Stanford         | 18 | 432 | 940  | .460 |
| 12. Arizona State    | 18 | 494 | 1003 | .493 |

### 3-POINT FG PCT

|                      | G  | FG  | FGA | Pct  |
|----------------------|----|-----|-----|------|
| 1. Arizona           | 18 | 127 | 308 | .412 |
| 2. California        | 18 | 126 | 328 | .384 |
| 3. Colorado          | 18 | 119 | 312 | .381 |
| 4. UCLA              | 18 | 120 | 327 | .367 |
| 5. USC               | 18 | 128 | 349 | .367 |
| 6. Utah              | 18 | 130 | 367 | .354 |
| 7. Arizona State     | 18 | 157 | 447 | .351 |
| 8. Oregon State      | 18 | 115 | 328 | .351 |
| 9. Oregon            | 18 | 128 | 366 | .350 |
| 10. Washington       | 18 | 135 | 396 | .341 |
| 11. Washington State | 18 | 97  | 295 | .329 |
| 12. Stanford         | 18 | 103 | 336 | .307 |

### 3-POINT FG PCT DEFENSE

|                      | G  | FG  | FGA | Pct  |
|----------------------|----|-----|-----|------|
| 1. California        | 18 | 79  | 249 | .317 |
| 2. USC               | 18 | 129 | 395 | .327 |
| 3. Arizona           | 18 | 121 | 362 | .334 |
| 4. Utah              | 18 | 110 | 324 | .340 |
| 5. Oregon State      | 18 | 128 | 372 | .344 |
| 6. Colorado          | 18 | 110 | 315 | .349 |
| 7. Washington        | 18 | 119 | 332 | .358 |
| 8. UCLA              | 18 | 155 | 416 | .373 |
| 9. Oregon            | 18 | 122 | 323 | .378 |
| 10. Stanford         | 18 | 145 | 383 | .379 |
| 11. Washington State | 18 | 133 | 344 | .387 |
| 12. Arizona State    | 18 | 134 | 344 | .390 |

### REBOUNDING OFFENSE

|                      | G  | Reb | Avg/G |
|----------------------|----|-----|-------|
| 1. Colorado          | 18 | 732 | 40.7  |
| 2. Arizona           | 18 | 705 | 39.2  |
| 3. California        | 18 | 701 | 38.9  |
| 4. UCLA              | 18 | 691 | 38.4  |
| 5. USC               | 18 | 667 | 37.1  |
| 6. Washington        | 18 | 664 | 36.9  |
| 7. Utah              | 18 | 631 | 35.1  |
| 8. Oregon            | 18 | 619 | 34.4  |
| 9. Arizona State     | 18 | 616 | 34.2  |
| 10. Washington State | 18 | 591 | 32.8  |
| 11. Oregon State     | 18 | 590 | 32.8  |
| 12. Stanford         | 18 | 569 | 31.6  |

### REBOUNDING DEFENSE

|                      | G  | Reb | Avg/G |
|----------------------|----|-----|-------|
| 1. Arizona           | 18 | 564 | 31.3  |
| 2. Oregon            | 18 | 580 | 32.2  |
| 3. California        | 18 | 607 | 33.7  |
| 4. Utah              | 18 | 611 | 33.9  |
| 5. Colorado          | 18 | 614 | 34.1  |
| 6. Stanford          | 18 | 642 | 35.7  |
| 7. Arizona State     | 18 | 668 | 37.1  |
| 8. Oregon State      | 18 | 669 | 37.2  |
| 9. UCLA              | 18 | 672 | 37.3  |
| 10. Washington State | 18 | 686 | 38.1  |
| 11. USC              | 18 | 694 | 38.6  |
| 12. Washington       | 18 | 769 | 42.7  |

### REBOUNDING MARGIN

|                      | G  | TEAM | OPP  | Margin |
|----------------------|----|------|------|--------|
| 1. Arizona           | 18 | 39.2 | 31.3 | +7.8   |
| 2. Colorado          | 18 | 40.7 | 34.1 | +6.6   |
| 3. California        | 18 | 38.9 | 33.7 | +5.2   |
| 4. Oregon            | 18 | 34.4 | 32.2 | +2.2   |
| 5. Utah              | 18 | 35.1 | 33.9 | +1.1   |
| 6. UCLA              | 18 | 38.4 | 37.3 | +1.1   |
| 7. USC               | 18 | 37.1 | 38.6 | -1.5   |
| 8. Arizona State     | 18 | 34.2 | 37.1 | -2.9   |
| 9. Stanford          | 18 | 31.6 | 35.7 | -4.1   |
| 10. Oregon State     | 18 | 32.8 | 37.2 | -4.4   |
| 11. Washington State | 18 | 32.8 | 38.1 | -5.3   |
| 12. Washington       | 18 | 36.9 | 42.7 | -5.8   |

### BLOCKED SHOTS

|                     | G  | Blocks | Avg/G |
|---------------------|----|--------|-------|
| 1. Washington       | 18 | 115    | 6.39  |
| 2. Oregon           | 18 | 98     | 5.44  |
| 3. Arizona          | 18 | 91     | 5.06  |
| 4. USC              | 18 | 87     | 4.83  |
| 5. Colorado         | 18 | 86     | 4.78  |
| 6. California       | 18 | 79     | 4.39  |
| 7. Utah             | 18 | 66     | 3.67  |
| 8. UCLA             | 18 | 63     | 3.50  |
| 9. Washington State | 18 | 60     | 3.33  |
| 10. Oregon State    | 18 | 56     | 3.11  |
| 11. Arizona State   | 18 | 42     | 2.33  |
| 12. Stanford        | 18 | 40     | 2.22  |

### ASSISTS

|                     | G  | Assists | Avg/G |
|---------------------|----|---------|-------|
| 1. UCLA             | 18 | 286     | 15.89 |
| 2. Utah             | 18 | 269     | 14.94 |
| 3. Arizona          | 18 | 264     | 14.67 |
| 4. USC              | 18 | 256     | 14.22 |
| 5. Washington       | 18 | 251     | 13.94 |
| 6. Oregon           | 18 | 239     | 13.28 |
| 7. Oregon State     | 18 | 233     | 12.94 |
| 8. California       | 18 | 232     | 12.89 |
| 9. Washington State | 18 | 231     | 12.83 |
| 10. Arizona State   | 18 | 226     | 12.56 |
| 11. Colorado        | 18 | 211     | 11.72 |
| 12. Stanford        | 18 | 198     | 11.00 |

### STEALS

|                  | G  | Steals | Avg/G |
|------------------|----|--------|-------|
| 1. Washington    | 18 | 138    | 7.67  |
| 2. Oregon State  | 18 | 136    | 7.56  |
| 3. Stanford      | 18 | 124    | 6.89  |
| 4. Oregon        | 18 | 120    | 6.67  |
| 5. Utah          | 18 | 107    | 5.94  |
| 6. USC           | 18 | 101    | 5.61  |
| 7. Arizona State | 18 | 95     | 5.28  |
| 8. Colorado      | 18 | 93     | 5.17  |
| UCLA             | 18 | 93     | 5.17  |
| 10. Arizona      | 18 | 73     | 4.06  |
| Washington State | 18 | 73     | 4.06  |
| 12. California   | 18 | 71     | 3.94  |

### TURNOVER MARGIN

|                      | G  | TEAM | OPP  | Margin |
|----------------------|----|------|------|--------|
| 1. Oregon State      | 18 | 10.3 | 13.9 | +3.61  |
| 2. Washington        | 18 | 13.1 | 16.2 | +3.11  |
| 3. Stanford          | 18 | 11.1 | 13.7 | +2.67  |
| 4. Oregon            | 18 | 10.8 | 13.0 | +2.17  |
| 5. Arizona State     | 18 | 11.4 | 12.4 | +1.00  |
| 6. Utah              | 18 | 11.6 | 11.6 | +0.00  |
| 7. UCLA              | 18 | 11.9 | 11.6 | -0.39  |
| 8. USC               | 18 | 12.1 | 11.7 | -0.44  |
| 9. Arizona           | 18 | 12.1 | 10.7 | -1.39  |
| 10. Colorado         | 18 | 13.4 | 10.8 | -2.61  |
| 11. California       | 18 | 12.6 | 9.5  | -3.11  |
| 12. Washington State | 18 | 13.7 | 9.1  | -4.61  |



# 2015-16 INDIVIDUAL GAME HIGHS

## ASSIST/TURNOVER RATIO

|                      | G  | Asst | Turn | Ratio |
|----------------------|----|------|------|-------|
| 1. UCLA              | 18 | 15.9 | 11.9 | 1.33  |
| 2. Utah              | 18 | 14.9 | 11.6 | 1.29  |
| 3. Oregon State      | 18 | 12.9 | 10.3 | 1.25  |
| 4. Oregon            | 18 | 13.3 | 10.8 | 1.23  |
| 5. Arizona           | 18 | 14.7 | 12.1 | 1.22  |
| 6. USC               | 18 | 14.2 | 12.1 | 1.17  |
| 7. Arizona State     | 18 | 12.6 | 11.4 | 1.10  |
| 8. Washington        | 18 | 13.9 | 13.1 | 1.07  |
| 9. California        | 18 | 12.9 | 12.6 | 1.02  |
| 10. Stanford         | 18 | 11.0 | 11.1 | 0.99  |
| 11. Washington State | 18 | 12.8 | 13.7 | 0.94  |
| 12. Colorado         | 18 | 11.7 | 13.4 | 0.87  |

## OFFENSIVE REBOUNDS

|                      | G  | No. | Avg/G |
|----------------------|----|-----|-------|
| 1. Colorado          | 18 | 237 | 13.17 |
| 2. Washington        | 18 | 224 | 12.44 |
| 3. UCLA              | 18 | 207 | 11.50 |
| 4. Arizona State     | 18 | 201 | 11.17 |
| 5. Oregon            | 18 | 198 | 11.00 |
| 6. USC               | 18 | 194 | 10.78 |
| 7. Arizona           | 18 | 193 | 10.72 |
| 8. California        | 18 | 191 | 10.61 |
| 9. Oregon State      | 18 | 188 | 10.44 |
| 10. Stanford         | 18 | 179 | 9.94  |
| 11. Utah             | 18 | 171 | 9.50  |
| 12. Washington State | 18 | 128 | 7.11  |

## DEFENSIVE REBOUNDS

|                     | G  | No. | Avg/G |
|---------------------|----|-----|-------|
| 1. Arizona          | 18 | 512 | 28.44 |
| 2. California       | 18 | 510 | 28.33 |
| 3. Colorado         | 18 | 495 | 27.50 |
| 4. UCLA             | 18 | 484 | 26.89 |
| 5. USC              | 18 | 473 | 26.28 |
| 6. Washington State | 18 | 463 | 25.72 |
| 7. Utah             | 18 | 460 | 25.56 |
| 8. Washington       | 18 | 440 | 24.44 |
| 9. Oregon           | 18 | 421 | 23.39 |
| 10. Arizona State   | 18 | 415 | 23.06 |
| 11. Oregon State    | 18 | 402 | 22.33 |
| 12. Stanford        | 18 | 390 | 21.67 |

## 3-POINT FG MADE

|                      | G  | 3FG | Avg/G |
|----------------------|----|-----|-------|
| 1. Arizona State     | 18 | 157 | 8.72  |
| 2. Washington        | 18 | 135 | 7.50  |
| 3. Utah              | 18 | 130 | 7.22  |
| 4. Oregon            | 18 | 128 | 7.11  |
| USC                  | 18 | 128 | 7.11  |
| 6. Arizona           | 18 | 127 | 7.06  |
| 7. California        | 18 | 126 | 7.00  |
| 8. UCLA              | 18 | 120 | 6.67  |
| 9. Colorado          | 18 | 119 | 6.61  |
| 10. Oregon State     | 18 | 115 | 6.39  |
| 11. Stanford         | 18 | 103 | 5.72  |
| 12. Washington State | 18 | 97  | 5.39  |

## INDIVIDUAL PLAYER GAME HIGHS

### Points

|    |   |
|----|---|
| 47 | Andrews, Andrew (Washington) vs Washington State (03/02/16) |
| 35 | Andrews, Andrew (Washington) vs UCLA (1/1/16)               |

### Field goals made

|    |   |
|----|---|
| 13 | Andrews, Andrew (Washington) vs Washington State (03/02/16) |
| 12 | Brooks, Dillon (Oregon) vs Valparaiso (11-22-15)            |
| 12 | Hamilton, Isaac (UCLA) at Washington State (01/03/16)       |
| 12 | Parker, Tony (UCLA) vs USC (01/13/16)                       |
| 12 | Iroegbu, Ike (Washington State) vs Colorado (01/23/16)      |
| 12 | Brooks, Dillon (Oregon) vs Utah (02-07-16)                  |
| 12 | Humphrey, Michael (Stanford) vs UCLA (2/27/16)              |

### Field goal attempts

|    |   |
|----|---|
| 25 | Payton II, Gary (Oregon State) vs Valparaiso (11/24/15) |
| 24 | Brooks, Dillon (Oregon) vs Valparaiso (11-22-15)        |

### Field goal percentage

|              |   |
|--------------|---|
| .917 (11-12) | Poeltl, Jakob (Utah) vs Washington (02/10/16) |
| .917 (11-12) | Kuzma, Kyle (Utah) vs USC (03/10/16)          |

### 3-Pt FG made

|   |   |
|---|---|
| 9 | York, Gabe (Arizona) vs Stanford (03/05/16)   |
| 7 | Reinhardt, Katin (USC) vs Cal Poly (12/17/15) |
| 7 | York, Gabe (Arizona) vs Oregon (03/11/16)     |

### 3-Pt FG attempts

|    |   |
|----|---|
| 16 | York, Gabe (Arizona) vs Oregon (03/11/16)   |
| 14 | York, Gabe (Arizona) vs Stanford (03/05/16) |

### 3-Pt percentage

|             |  |
|-------------|--|
| 1.000 (6-6) | Andrews, Andrew (Washington) vs TCU (12/08/15)                     |
| 1.000 (5-5) | Daniels, Viont'e (Washington State) vs Northern Arizona (11/13/15) |
| 1.000 (5-5) | King, George (Colorado) vs Stanford (1/27/16)                      |

### Free throws made

|    |   |
|----|---|
| 17 | Alford, Bryce (UCLA) at Washington (1/1/16)   |
| 17 | Andrews, Andrew (Washington) vs UCLA (1/1/16) |

### Free throw attempts

|    |   |
|----|---|
| 19 | Andrews, Andrew (Washington) vs UCLA (1/1/16)             |
| 18 | Alford, Bryce (UCLA) at Washington (1/1/16)               |
| 18 | Murray, Dejounte (Washington) vs Arizona State (02/03/16) |
| 18 | Wallace, Tyrone (California) vs Oregon State (2-13-16)    |
| 18 | Scott, Josh (Colorado) vs Connecticut (3/17/16)           |

### Free throw percentage

|               |  |
|---------------|--|
| 1.000 (14-14) | Trier, Allonzo (Arizona) vs Bradley (11/16/15)                 |
| 1.000 (10-10) | Rabb, Ivan (California) vs UC Santa Barbara (11-16-15)         |
| 1.000 (10-10) | Jovanovic, Nikola (USC) at UC Santa Barbara (12/3/15)          |
| 1.000 (10-10) | Atwood, Willie (Arizona State) vs Stephen F. Austin (12-22-15) |
| 1.000 (10-10) | Brooks, Dillon (Oregon) vs Oregon State (02-20-16)             |
| 1.000 (9-9)   | Loveridge, Jordan (Utah) at Wichita State (12/12/15)           |
| 1.000 (9-9)   | McLaughlin, Jordan (USC) vs UCLA (03/09/16)                    |
| 1.000 (8-8)   | Tinkle, Tres (Oregon State) at UC Santa Barbara (11/21/15)     |
| 1.000 (8-8)   | Holiday, Aaron (UCLA) vs UNLV (11/23/15)                       |
| 1.000 (8-8)   | Scott, Josh (Colorado) vs California (1/31/16)                 |
| 1.000 (8-8)   | Oleka, Obinna (Arizona State) at Washington (02/03/16)         |
| 1.000 (8-8)   | Brooks, Dillon (Oregon) at Stanford (2/13/16)                  |
| 1.000 (8-8)   | Wallace, Tyrone (California) at Arizona State (03-05-16)       |
| 1.000 (8-8)   | Andrews, Andrew (Washington) vs Oregon (03/10/16)              |

### Rebounds

|    |   |
|----|---|
| 20 | Hawkinson, Josh (Washington State) vs Washington (01/09/16) |
| 19 | Parker, Tony (UCLA) vs Monmouth (11/13/15)                  |

### Assists

|    |  |
|----|--|
| 16 | McLaughlin, Jordan (USC) vs Lafayette (12/23/15) |
| 13 | Jacobs, Julian (USC) vs Cal Poly (12/17/15)      |

### Steals

|   |   |
|---|---|
| 7 | Jacobs, Julian (USC) vs Arizona (01/09/16)          |
| 7 | Payton II, Gary (Oregon State) vs Colorado (2/6/16) |

### Blocked shots

|   |  |
|---|--|
| 9 | Boucher, Chris (Oregon) vs Arkansas State (11-25-15)   |
| 7 | Humphrey, Michael (Stanford) vs Green Bay (11/13/15)   |
| 7 | Gordon, Wesley (Colorado) vs Nicholls State (12/18/15) |
| 7 | Dime, Malik (Washington) vs Colorado (01/20/16)        |
| 7 | Boucher, Chris (Oregon) at Arizona State (01-31-16)    |

### Turnovers

|   |   |
|---|---|
| 9 | Murray, Dejounte (Washington) vs Texas (11/14/15) |
| 9 | Holder, Tra (Arizona State) at Utah (02/25/16)    |

## MGM Grand Garden Arena, Las Vegas, Nev.

### WEDNESDAY, MARCH 9

Session 1 (attendance: 12,916)

#8 WASHINGTON 91, #9 STANFORD 68

#5 COLORADO 80, #12 WASHINGTON STATE 56

Session 2 (attendance: 12,916)

#7 USC 95, #10 UCLA 71

#6 OREGON STATE 75, #11 ARIZONA STATE 66

### THURSDAY, MARCH 10

Session 3 (attendance: 12,916)

#1 OREGON 83, #8 WASHINGTON 77

#4 ARIZONA 82, #5 COLORADO 78

Session 4 (attendance: 12,916)

#2 UTAH 80, #7 USC 72

#3 CALIFORNIA 76, #6 OREGON STATE 68

### FRIDAY, MARCH 11

Session 5 (attendance: 12,916)

#1 OREGON 95, #4 ARIZONA 89 (OT)

#2 UTAH 82, #3 CALIFORNIA 78 (OT)

### SATURDAY, MARCH 12

Championship (attendance: 12,916)

#1 OREGON 88, #2 UTAH 57

### ALL-TOURNAMENT TEAM

Ivan Rabb, Fr., California

Jakob Poeltl, So., Utah

Chris Boucher, Jr., Oregon

Dillon Brooks, So., Oregon

Tyler Dorsey, Fr., Oregon

Elgin Cook, Sr., Oregon - Most Outstanding Player

**PAC-12 TOURNAMENT RECAP:** Oregon claimed its fourth Pac-12 Tournament Championship (2003, 2007, 2013, 2016) ... Oregon's 31-point victory is the largest margin of victory in the Pac-12 Tournament Championship. The previous record was set in 2015 when Arizona beat Oregon by 28 points (80-52) ... Oregon's win marks the first time in conference tournament history that the better seeds held through the entire tournament. There were no upsets (loss by the better seed) in the 2016 Pac-12 Tournament, the first time that has happened in event history. There was only one upset in the 1987, 1989, 2002, 2004, 2006 and 2008 tourneys ... Elgin Cook was named the Pac-12 Tournament Most Outstanding Player. He averaged 17.3 points, 6.3 rebounds and 3.3 assists per game. Cook and fellow All-Tournament picks Tyler Dorsey, Dillon Brooks and Chris Boucher combined to average 67.6 points per game in the 2016 Pac-12 Tournament.

### PAC-12 TOURNAMENT RECORDS SET IN 2016

#### FIELD GOAL PERCENTAGE

Tournament (min 15 made): .833 Ivan Rabb, California, 2016 (15-of-18, 2 games)

#### THREE-POINT FIELD GOAL ATTEMPTS

Game: 16 Gabe York, Arizona vs. Oregon, Mar. 11, 2016 (7-of-16)

#### FREE THROWS

Most, Both Teams, Game: 53 ARIZ (32) vs. COLO (21), Mar. 10, 2016; WASH (29) vs. ASU (24), Mar. 10, 2005

#### STEALS

Most, Tournament: 31 ORE, 2016 (3 games); COLO, 2012 (4 games)

#### BLOCKED SHOTS

Most, Game: 11 ORE vs. ARIZ, Mar. 11, 2016; ARIZ vs. COLO, Mar. 10, 2016  
Most, Both Teams, Game: 16 ARIZ (11) vs. COLO (5), Mar. 10, 2016  
Most, Tournament (min 3 games): 19 ORE, 2016; ARIZ, 1989 (3 games)



Oregon's Elgin Cook, the Pac-12 Tournament Most Outstanding Player

# 2016 POSTSEASON RECAP

## NCAA TOURNAMENT

### NCAA FIRST ROUND

#### MARCH 17 AND 18

UConn 74, COLORADO 67 (Des Moines, Iowa)  
UTAH 80, Fresno State 69 (Denver, Colo.)  
Wichita State 65, ARIZONA 55 (Providence, R.I.)  
Providence 70, USC 69 (Raleigh, N.C.)  
VCU 75, OREGON STATE 67 (Oklahoma City, Okla.)  
Hawaii 77, CALIFORNIA 66 (Spokane, Wash.)  
OREGON 91, Holy Cross 52 (Spokane, Wash.)

### NCAA SECOND ROUND

#### MARCH 19 AND 20

Gonzaga 82, UTAH 59 (Denver, Colo.)  
OREGON 69, Saint Joseph's 64 (Spokane, Wash.)

### NCAA REGIONAL SEMIFINAL

#### MARCH 24

OREGON 82, Duke 68 (Anaheim, Calif.)

### NCAA REGIONAL FINAL

#### MARCH 26

Oklahoma 80, OREGON 68 (Anaheim, Calif.)

## NIT

### FIRST ROUND - March 15

WASHINGTON 107, Long Beach State 102 (Seattle, Wash.)

### SECOND ROUND - March 21

San Diego State 93, WASHINGTON 78 (San Diego, Calif.)



2016 Pac-12 Tournament champions and NCAA West Regional finalists - Oregon Ducks

