



2019-20 WOMEN'S BASKETBALL

MEDIA GUIDE

#PAC12WBB

PAC12

PAC12

PAC12

PAC12

PAC12

PAC12

PAC12

BASKETBALL
BASKETBALL
BASKETBALL

BASKETBALL
BASKETBALL



PAC12
PAC12
PAC12
PAC12
PAC12
PAC12
PAC12

WOMEN'S BASKETBALL TOURNAMENT

presented by

NEW
YORK
LIFE

BASKETBALL
BASKETBALL
BASKETBALL

MARCH 5 - 8, 2020

MANDALAY BAY EVENTS CENTER

PAC-12.COM/TICKETS



LARRY SCOTT
PAC-12 COMMISSIONER

Welcome!

We appreciate you taking the time to learn more about the Pac-12 Conference. As our student-athletes and universities continue to cement our league's standing as the "Conference of Champions," this past campaign was no exception. Garnering a nation-leading 13 NCAA titles during the 2018-19 season, our student-athletes have now led the country in NCAA championships for 14-straight seasons and 53 of the past 59 years now with a total of 526 titles across our 12 institutions.

Our Conference's mission has been and continues to be to develop the next generation of leaders by championing excellence in academics, athletics and the well-being of our student-athletes. Looking back at the many successes of our student-athletes and universities this past year, I think we can all be proud of our collective efforts to achieve this mission. One of the highlights for me each and every year is to listen to and watch our student-athletes in action off the field of play, be it at our Council meetings, media days, at our China Game, or around our campuses – these remarkable young women and men inspire us with their talent, dedication and desire to make a positive impact, and make us all work harder to achieve our mission on their behalf. It is their continued effort that combines our universities' collective history of dominance with a future of excellence.

The Pac-12 is also proud to continue providing our student-athletes with unprecedented exposure across our television partners with ESPN, Fox and Pac-12 Networks. From continuing to televise 850 live events, to engaging fans across platforms, to providing our athletics departments with additional support, Pac-12 Networks continues to provide our universities with incredible resources and flexibility.

Lastly, I want to once again express my appreciation to the leaders of our member universities, who together form the governing council of the Pac-12 Conference. Our group's vision and leadership has kept the Pac-12 at the forefront of intercollegiate athletics both athletically and academically, as well as for their continued focus on the overall health and welfare of our student-athletes. I also want to express my appreciation and admiration of our athletic directors, senior women's administrators, faculty athletic representatives, student-athlete representatives, coaches and their staffs, as well as the Conference staff.

With many reasons for excitement across the Pac-12 this year, I look forward to another promising campaign in 2019-20 and to all of the magical moments on and off the field our student-athletes will undoubtedly create for themselves, their families, our universities and our fans.

I hope you enjoy learning more about the Pac-12 Conference.

Sincerely,

A handwritten signature in blue ink, appearing to read "L. Scott". The signature is fluid and stylized, with a long horizontal stroke extending to the right.

Commissioner Larry Scott

TABLE OF CONTENTS

Table of Contents 3
 Conference of Champions® 4-5
 Composite Schedule 6-7
 Pac-12 Television & Pac-12 Tournament Schedule 8
 Pac-12 Tournament & NCAA Tournament Schedules..... 9-10
 Pac-12 Women's Basketball History 11

2019-20 TEAM INFORMATION

Arizona 6-24
 Arizona State 22-13
 California 21-11
 Colorado 15-16
 Oregon 33-5
 Oregon State 26-8
 Stanford 24-11
 UCLA 27-8
 USC 20-11
 Utah 18-14
 Washington 7-23
 Washington State 10-20

2018-19 SEASON REVIEW

Season Review 36-37
 Season Honors 38
 Season Statistics 39-40
 Conference Only Statistics 41-42
 Season Superlatives 43
 Home Attendances/Stellar Games 44

RECORDS

Individual Records 45
 Team Records 46
 Career Leaders 47
 Single-Season Leaders 48-49
 Annual Leaders 50-53
 Top Performances 54
 Coaching Records 55

PAC-12 TOURNAMENT

Pac-12 Tournament History & Honors 56-58
 Pac-12 Tournament Records 59-62

HONORS

All-Americans 64
 National Honors 65
 Academic & NCAA Honors 66
 All-Conference Teams 67-69
 All-Freshman Teams 70
 All-Defensive Teams 70
 Conference Honors 71
 All-Academic Teams 72-73
 Players of the Week 74-75
 All-Time Preseason Coaches Polls 76-77
 Media Awards 78-79

HISTORY

Yearly Conference Champions 81
 All-Time Standings 82-83
 Series Records 84-93
 Final AP Polls 94-95
 Final WBCA Polls 96-97
 NCAA Tournament History 98-101
 WNIT History 102-103
 Pac-12 in the WNBA 104-107

PAC-12 CONFERENCE

Commissioner Larry Scott 108
 Director's Cup & 2018-19 Medal Winners 109
 Pac-12 Staff 110-112
 Pac-12 NCAA Championships 113-114
 Conference Championships 115-121
 Media Services..... 122

PAC-12 CONFERENCE
 STAFF DIRECTORY

360 3rd Street, 3rd Floor
 San Francisco, CA 94107
 Phone: (415) 580-4200 Fax: (415) 549-2829
www.pac-12.com

Arizona • Arizona State • California • Colorado
 Oregon • Oregon State • Stanford • UCLA
 USC • Utah • Washington • Washington State

Commissioner: Larry Scott
Deputy Commissioner/Chief Operating Officer: Jamie Zaninovich
General Counsel, Senior Vice President of Business Affairs: Woodie Dixon
Chief Marketing Officer: Danette Leighton
Chief Financial Officer: Brent Willman
Chief of Staff: Erik Hardenbergh
Senior Associate Commissioner, Sports Management & Institutional Services/SWA: Teresa Gould
Associate Commissioner, Governance: Ron Barker
Assoc. Commissioner, Sports Management & Championships: Chris Grant
Associate Commissioner, Television: Duane Lindberg
Associate Commissioner, Compliance: Erik Price
Associate Commissioner, Governance: Tammy Newman
Assoc. Commissioner, Broadcast & Media Administration: Dustin Locke
Vice President, Officiating: David Coleman
Vice President, Communications: David Hirsch
Vice President, Operations: Will Hunter
Vice President, Human Resources: Anna Roberts
Vice President, Marketing: Heather Vaughan
Vice President, Public Affairs & Head of Communications: Andrew Walker
Assistant Commissioner, Communications: Natalia Ciccone
Assistant Commissioner, Compliance: Chris Merino
Assistant Commissioner, Basketball Operations and Sports Administration: Andrew Seidenberger
Asst. Commissioner, Sports Management & Championships: Cheryl Wong
Controller: Shannon Ward
Senior Director, Video Operations: Mike Ortiz
Director, Communications: Jesse Hooker
Director, Public Affairs: Josh Ishoo
Director, Sports Management & Championships: Sean Harris
Senior Manager, Marketing & Event Management: Noveen Moinpour
Accounts Payable Specialist: Cecile Catig
Manager, Ticket Sales: Tyler Jahnke
Executive Assistant to the Commissioner: In Ja Halcomb
Manager, Operations: Dave Lucero
Manager, Business Operations: Michael Brady
Manager, International: Michelle Zhang
Specialist, Video Operations: Mike Hornick
Coordinator, Sports Management: Chris Berg
Communications Fellows: Ryan Andersen, Nicole Mitchell
Administrative Fellows: Lanea Tuiasosopo
Senior Administrative Assistant: Wendy Heredia
Administrative Assistants: Keisha May, Stephanie Toovey

WOMEN'S BASKETBALL ADMINISTRATION

Senior Associate Commissioner, Sports Management & Institutional Services/SWA: Teresa Gould
Coordinator of Women's Basketball Officiating: Violet Palmer

CREDITS

The 2019-20 Pac-12 Conference Women's Basketball Media Guide has been produced by the Pac-12 Communications Office. Layout by Natalia Ciccone, Assistant Commissioner, Communications. Cover Design by Pac-12 Marketing staff and Theo Mendoza. Contributions from SID offices of Pac-12 institutions and Ryan Andersen. Contact member institutions for photo credit. Copies of this guide are available on-line only at www.pac-12.com.



BUILT ON A FIRM FOUNDATION of academic excellence and superior athletic performance, the Pac-12 Conference renewed its undisputed claim as the Conference of Champions® in 2018-19. Beyond the courts and fields, the Pac-12's accomplishments extend into the classrooms across 12 campuses, and

outside its traditional geographic footprint into new corners around the world.

The only conference to win 500 NCAA Championships, the Pac-12 once again led the nation in 2018-19 with 13 NCAA crowns. This haul adds to an incredible 188 NCAA team titles claimed since 1999-2000 and 330 since 1981-82, the start of women's sports sponsorship, an average of nearly nine per year. Even more impressive has been the breadth of the Pac-12's success with championships coming in 28 different men's and women's sports. The Pac-12 has led or tied the nation in NCAA Championships in 53 of the last 59 years, with the exceptions coming no lower than third.

For the 14th-consecutive year, the Pac-12 had the most, or tied for the most, NCAA titles of any conference in the country, winning at least six every year since 1999-2000. No other conference has won double-digit NCAA crowns in a single year, the Pac-12 doing so 11 times, including a record 14 in 1996-97.

Spanning over a century of outstanding athletics achievements, the Pac-12 has claimed 526 NCAA Championships (304 men's, 191 women's, 31 combined), over 200 more than the next league.

Pac-12 members have won 304 NCAA team championships on the men's side, 85 more than the next-closest conference. Men's NCAA crowns have come at a phenomenal rate for the Pac-12 - 16 basketball titles by six schools, 54 tennis titles, 47 outdoor track & field crowns, and 29 baseball titles. Pac-12 members have won 25 of 49 NCAA titles in volleyball, 45 of 50 in water polo, 31 in skiing, and 25 in swimming & diving national championships.

On the women's side, the story is much the same. Since the NCAA began conducting women's championships 38 years ago, Pac-12 members have claimed at least four national titles in a single season on 29 occasions, including every year except one since 2000-01. Overall, the Pac-12 has captured 191 NCAA women's titles, easily outdistancing the SEC, which is second with 103. Pac-12 members have dominated a number of sports, winning 24 softball titles, 24 tennis crowns, 16 volleyball titles, 19 of the last 30 trophies in golf, and 17 in swimming & diving.

Individually, the Conference has produced an impressive number of NCAA individual champions. Over 2,000 (2,379) individual crowns have been won by Pac-12 student-athletes over the years with 1,383 by male student-athletes. Pac-12 women student-athletes have captured an unmatched 808 NCAA individual crowns, an average of over 21 championships per season, including 29 in 2018-19. Student-athletes have also captured 188 individual titles at combined championships (i.e., skiing and fencing).

The Pac-12's excellence is further proven in the annual Division I Learfield IMG College Directors' Cup competition, the prestigious award that honors the best overall collegiate athletics programs in the country. STANFORD won an unprecedented 25th-consecutive Directors' Cup in 2018-19 to lead the Conference, leading a 1-5-6 finish for Pac-12 institutions. Six Pac-12 member institutions ranked among the top-25 Division I programs: No. 1 STANFORD, No. 5 USC, No. 6 UCLA, No. 18 CALIFORNIA, No. 19 ARIZONA STATE and No. 24 WASHINGTON. At least five member institutions have been ranked in the top 25 each year of the Directors' Cup program.

2018-19 REVIEW

The Conference's 13 NCAA titles came in the form of eight women's, four men's crowns and one from a combined sport. Seven Conference members claimed at least one NCAA title and, of the five institutions in the country to have won multiple titles, two were from the Pac-12.

STANFORD's tied the single-season NCAA record for most NCAA titles with six, a record the Cardinal had set in 1996-97. The Cardinal extended its streak of winning an NCAA title to 43 years with the women's volleyball team capturing its second crown in three years and NCAA-leading eighth national championship all-time. The Cardinal women's swimming and diving team won a third-straight title, won its sixth men's gymnastics crown, captured its NCAA-leading seventh women's water polo national championship, claimed its nation-leading 20th women's tennis title, wrapping up the year with men's golf winning its first NCAA Championship since 2007, upsetting three higher-seeded teams along the way. Stanford was one of just five teams in the nation to win multiple NCAA Championships in 2018-19 and the only one to win more than a pair.

Also a multiple championship winner, UCLA defended its beach volleyball title winning an All-Pac-12 final and claimed its NCAA-leading 12th softball crown, the Conference's first since 2011.

Led by senior Dani Jones who claimed the individual crown, COLORADO dominated the women's cross country field to claim its third all-time title. USC won its 10th national championship in men's water polo, playing in its NCAA-record 14th-consecutive final. UTAH skiing won its second title in three years and 12th all-time while CALIFORNIA men's swimming and diving built a commanding 85-point cushion over the second-place team to win its first national crown since 2014 and sixth in program history. WASHINGTON women's rowing swept all three grand finals to win the NCAA Championship for the second time in three years.

In addition to the 13 national championships, the Pac-12 also had runners-up in six NCAA Championship events: men's water polo (STANFORD), women's swimming (CALIFORNIA), women's indoor track & field (USC), women's water polo (USC), beach volleyball (USC) and women's track & field (USC). In nine sports, there were at least two teams among the final four and 33 teams finished in the top four at 21 NCAA Championship events, including all Pac-12 finals in beach volleyball, men's water polo and women's water polo.

Participation in the postseason was a common occurrence for the Pac-12 in 2018-19. Of the 24 sports sponsored by the Conference, 19 witnessed at least half its teams participating in NCAA or other postseason action. The men sent 63 of a possible 95 teams into the postseason (66.3 percent), while the women sent 79 of a possible 130 teams (60.8 percent).

WASHINGTON won its second Pac-12 Football Championship Game in three years, and 17th overall, with a 10-3 win over UTAH. It was the seventh time in the last eight seasons where the North Division won the Conference championship. With Utah's participation in the Championship Game, the South Division has now sent all six teams to the Pac-12 Championship Game in its eight-year existence.

Washington LB Ben Burr-Kirven was named the Pac-12's Pat Tillman Defensive Player of the Year and earned first team All-America status by the Football Writers' Association and the Associated Press. He was also recognized as the Pac-12 Football Scholar-Athlete of the Year. WASHINGTON STATE, which tied Washington atop the North Division, was victorious in the Alamo Bowl to cap an 11-2 season. Quarterback Gardner Minshew II, the Pac-12 Offensive Player of the Year, led the Cougars to their most wins in a season in school history, establishing a new Pac-12 single-season passing mark as

he threw for 4,779 yards. OREGON DB Ugochukwu Amadi received the Lombardi Award honoring the top FBS player regardless of position. It is the second-straight season a Pac-12 player earned the award. Three players earned Google Academic All-America Honors — Oregon QB Justin Herbert was named a first team selection, and tabbed as the Academic All-America Team Member of the Year; UW LB Ben Burr-Kirven and OREGON STATE WR Timmy Hernandez were second-team honorees. A total of 33 Pac-12 players were selected in the NFL Draft and now have had three or more players selected in the first round since 2011.

Led by OREGON's surprising four-wins-in-four-days run to the Pac-12 Tournament title in Las Vegas at T-Mobile Arena, Pac-12 men's basketball sent three teams to the NCAA Tournament (ARIZONA STATE, OREGON and WASHINGTON) and a fourth to the NIT (COLORADO) in 2018-19. The Ducks continued their postseason success into the Sweet 16 for the third time in four seasons before bowing out to eventual national champion Virginia, while the Buffaloes reached the NIT quarterfinals before falling on the road to eventual champion Texas. The Huskies claimed the outright Pac-12 regular-season title, clinching the crown in late February thanks to the fifth-best start in Conference history at 10-0 en route to a 15-3 league mark. It marked just the ninth time in Conference history the same school won outright league titles in both football and men's basketball in the same academic year.

Pac-12 women's basketball has been riding a wave of success over the last five years, establishing itself as a premier league in the sport. After defending its Pac-12 regular-season title, OREGON advanced to its first-ever NCAA Women's Final Four marking the 10th time in 12 years a league team has reached the national semifinal. With at least half the league earning a NCAA Tournament bid for the third-straight year, the Pac-12 went a combined 11-1 in the first two rounds, the best record for a conference since 1997. Five teams advanced to the Sweet 16 for the second time in three years and was the only league to have at least two teams in the Elite Eight the last four years. Joining the Ducks in the postseason were ARIZONA STATE, CALIFORNIA, OREGON STATE, STANFORD and UCLA. ARIZONA represented the Conference in the WNIT, capturing the tournament crown in front of a Pac-12 record and sold out crowd of 14,644. The Wildcats recorded the best turnaround in the country, going from six wins to 24 in 2018-19. The Cardinal claimed its 13th all-time Pac-12 Tournament crown which was held for the first time in Las Vegas at the MGM Grand Garden Arena. For the first time ever, five Pac-12 teams appeared in the Associated Press final poll, with two ranked in the top 10, extending the Conference's streak of two top-10 ranked teams to five-consecutive years. UO junior Sabrina Ionescu continued to set NCAA triple-doubles records, owning the most in a career by any man or woman (18), and also set the single-season mark. She was tabbed the WBCA and John R. Wooden National Player of the Year. Cal's Kristine Anigwe was selected the WBCA National Defensive Player of the Year.

STANFORD won its 18th all-time Pac-12 women's volleyball title en route to winning its NCAA-leading eighth NCAA title in the sport with two-time AVCA National Player of the Year and Pac-12 Player of the Year Kathryn Plummer leading the way. Eight league teams earned NCAA Tournament bids, marking the fifth time in the last six years at least eight Conference teams participated in the postseason event. Along with Stanford, COLORADO, OREGON, USC, UTAH, WASHINGTON and WASHINGTON STATE punched their tickets to the tournament. Thirteen student-athletes were selected AVCA All-Americans, with eight of those being sophomores or juniors. Six teams appeared in the final AVCA Coaches poll. The Pac-12 has won a NCAA-record 16 of the 38 NCAA titles awarded.

UCLA won its 10th all-time Pac-12 baseball title, setting new program records for wins (52) and league wins (24). The Bruins led the country with a .855 regular-season winning percentage, earning the No. 1 overall seed in the NCAA Tournament. The league earned five tournament berths for the most since 2015, with invitations given to ARIZONA STATE, CALIFORNIA, OREGON STATE and STANFORD, in addition to the Bruins. OSU's Adley Rutschman had one of the most memorable seasons in collegiate baseball history, winning nearly every major award this season, including becoming the second-straight Pac-12 student-athlete to claim the Golden Spikes Award and ninth all-time in Pac-12 history, the most for any conference. The Pac-12 has, by far, won the most baseball national titles of any conference in the country, claiming 29 titles dating back to 1947.

UCLA softball recorded the Pac-12's 13th and final NCAA title of the 2018-19 season. The Pac-12 Conference has historically dominated the sport, claiming 24 NCAA titles in the 38-year history of the championship. Pac-12 teams captured an unprecedented nine in a row from 1988-1997, then claimed six-straight from 2006-11. The Bruins and WASHINGTON shared the Pac-12 crown, earning the No. 2 and No. 3 seeds, respectively, in the NCAA Tournament. Five Conference teams earned trips to the NCAA Tournament, the 24th-consecutive year the Pac-12 has had five or more teams advance to the postseason, including at least three berths every year since the league began sponsoring the sport in 1987. The Pac-12 had the most representation in the NCAA Women's College World Series with the Huskies and ARIZONA joining the Bruins in Oklahoma City. ARIZONA STATE and STANFORD also earned post-season bids. Led by two-time national player of the year Rachel Garcia, UCLA's appearance in the championship series marked the 30th time at least one Pac-12 team reached the finale.

PAC-12 CONFERENCE HISTORY

The roots of the Pac-12 Conference date back more than 100 years, to December 2, 1915, when the Pacific Coast Conference (PCC) was founded at a meeting at the Imperial Hotel in Portland, Ore. The original membership consisted of four schools - the University of California at Berkeley, the University of Washington, the University of Oregon, and Oregon Agricultural College (now Oregon State University). All four are still charter members of the Conference.

Pacific Coast Conference play began in 1916 and, one year later, Washington State College (now Washington State University) was accepted into the league, with Stanford University following in 1918.

In 1922, the PCC expanded to eight teams with the admission of the University of Southern California (USC) and the University of Idaho. In 1924, the University of Montana joined the league roster and in 1928, the PCC grew to 10 members with the addition of UCLA.

The Pacific Coast Conference competed as a 10-member league until 1950, with the exception of 1943-45 when World War II curtailed intercollegiate athletic competition to a minimum. During that time, the league's first commissioner was named. Edwin N. Atherton was Commissioner in 1940 and was succeeded by Victor O. Schmidt in 1944. In 1950, Montana resigned from the Conference and the PCC continued as a nine-team Conference through 1958.

In 1959, the PCC was dissolved and the Athletic Association of Western Universities (AAWU) was formed with Thomas J. Hamilton appointed Commissioner of the new league. The original AAWU membership included California, Stanford, USC, UCLA, and Washington. Washington State joined the membership in 1962, while Oregon and Oregon State joined in 1964. Under Hamilton's watch, the name Pacific-8 Conference was adopted in 1968. In 1971, Wiles Hallock took over as Commissioner of the Pac-8.

Ten years later, on July 1, 1978, the University of Arizona and Arizona State University were admitted to the league and the Pacific-10 Conference became a reality. In 1986-87, the league took on a new look, expanding to include 10 women's sports. Since then, the Conference has been considered the premier league in women's athletics, securing the most NCAA titles in women's sports of any conference nearly every year.

Thomas C. Hansen was named the Commissioner of the Pac-10 in 1983, a role he would hold for 26 years until 2009, when he was succeeded by current Commissioner Larry Scott.

The University of Colorado accepted its invitation to join the Pac-12 on June 11, 2010, and on June 17, 2010, the University of Utah agreed to join the Conference. The Buffaloes and Utes officially became the 11th and 12th members of the Conference on July 1, 2011, the first additions to the league since 1978.

It was during the 2010-11 academic year that Scott helped deliver monumental changes that transformed the Conference into a modern 12-team league. In addition to expanding to 12 teams, member institutions agreed to equal revenue sharing for the first time in the Conference's history, created two football divisions - the North and the South, and established a Football Championship Game for the first time. He also secured landmark media rights deals with ESPN and FOX that dramatically increased national exposure and revenue for each school, in addition to establishing Pac-12 Networks which guaranteed enhanced exposure across all sports.

Currently, the Pac-12 sponsors 11 men's sports and 13 women's sports, with women's lacrosse a new addition for the 2017-18 academic year and beach volleyball having been added in 2015-16. Additionally, the Conference is a member of the Mountain Pacific Sports Federation (MPSF) in four other men's sports and two women's sports.

The Pac-12 Conference offices are located in the heart of San Francisco in the SOMA district.

**STANFORD WINS 25TH DIRECTORS' CUP
SIX PAC-12 MEMBERS AMONG TOP 25**

The STANFORD Cardinal captured its 25th-consecutive Directors' Cup with USC and UCLA finishing fifth and sixth, respectively, leading the Pac-12 Conference to another impressive finish in the final 2018-19 Division I Learfield IMG College Directors' Cup standings. The Pac-12 placed six teams among the top 25 as only the 14-member SEC had more with eight.

Led by six NCAA titles (women's volleyball, women's swimming and diving, men's gymnastics, women's water polo, women's tennis, men's golf), Stanford won its 25th-consecutive Cup. In all, the Cardinal posted 16 top five finishes in tallying a record 1,567.75 points. It's the fifth time Stanford has eclipsed 1,500.00 points.

Behind one NCAA title (men's water polo) and four runner-up finishes on the women's side (indoor track and field, beach volleyball, outdoor track and field, water polo), USC finished in the top 10 for the eighteenth time in the history of the Directors' Cup, coming in fifth with 1,075.75 points. UCLA posted a pair of national titles (beach volleyball and softball) to place sixth with 1,056.50 points for its 23rd top-10 finish. CALIFORNIA placed 18th overall with 835.75 points, aided by a national title in men's swimming and diving, to claim its 20th consecutive top-20 finish. Coming in at 19th with 821 points, ARIZONA STATE posted its first top-20 finish since 2013.

Thanks in part to a women's rowing title, WASHINGTON posted its second-most points with 801.00 to finish 24th. OREGON placed 27th (762.25 points), ARIZONA was 41st (572.50), followed by COLORADO in 50th (511.00) as the Buffs captured their third NCAA women's cross country title. OREGON STATE placed 65th (364.35), followed by UTAH in 79th (278.75) after the Utes took home the NCAA skiing title, and WASHINGTON STATE rounds out the team scoring for the Pac-12, finishing 88th (206.50).

The success of the Pac-12 in the Cup was bolstered by the capturing of 13 NCAA titles, most among all conferences. In addition, nine Pac-12 league members combined to post 32 top-four finishes in 24 NCAA championships.

The Directors' Cup was developed as a joint effort between the National Association of Collegiate Directors of Athletics (NACDA) and USA Today. 19 sports - four of which must be baseball and men's basketball, women's basketball and women's volleyball. Then the next highest 15 (max.) sports scored for each institution, regardless of gender, will be used in the standings.

CONFERENCE COMPARISON

Conference*	Top 25 Schools	Membership Ratio
Pac-12 (12)	5	.417
ACC (15)	5	.333
Big Ten (14)	5	.357
SEC (14)	4	.286

* based on 2018-19 membership

WHERE THEY RANKED

	School	Total Pts
1.	Stanford	1567.75
5.	USC	1075.75
6.	UCLA	1056.50
18.	California	835.75
19.	Arizona State	821.00
24.	Washington	801.00
27.	Oregon	762.25
41.	Arizona	572.50
50.	Colorado	511.00
65.	Oregon State	364.35
79.	Utah	278.75
88.	Washington State	206.50



COMPOSITE SCHEDULE

(All times local to site.)

Tuesday, November 5

North Dakota at Arizona	6:30 p.m.
Air Force at Arizona State	6 p.m.
Eastern Washington at Stanford	7 p.m.
Weber State at UCLA	7 p.m.
USC at CSUN	7 p.m.
Utah at Cincinnati	7 p.m.
Pepperdine at Washington State	7 p.m.

Thursday, November 7

Utah at Xavier	7 p.m.
----------------	--------

Friday, November 8

Santa Clara at Arizona	6:30 p.m.
California at Harvard	7 p.m.
CSU Bakersfield at Washington	7 p.m.

Saturday, November 9

UC Irvine at Oregon State	6 p.m.
<i>WNIT, Corvallis, Ore.</i>	
Stanford at San Francisco	TBD
Loyola Marymount at UCLA	2 p.m.
USC Virginia	2 p.m.
BYU at Washington State	1 p.m.

Sunday, November 10

Army at Arizona State	
California at Connecticut	5 p.m.
New Jersey Institute at Colorado	12 p.m.
Tulane at Washington	2 p.m.

Monday, November 11

Northeastern at Oregon	6 p.m.
Oregon State vs. TBD	TBD
<i>WNIT, Campus Sites</i>	

Tuesday, November 12

Arizona at Chicago State	6 p.m.
--------------------------	--------

Wednesday, November 13

Utah State at Oregon	6 p.m.
Weber State at Washington	10 a.m.

Thursday, November 14

Wisconsin at Colorado	7 p.m.
Oregon State vs. TBD	TBD
<i>WNIT, Campus Sites</i>	
Northern Colorado at Stanford	7 p.m.
Long Beach State at UCLA	11 a.m.
USC at UC Riverside	7 p.m.

Saturday, November 16

Texas Southern at Oregon	TBD
South Dakota at Utah	TBD

Sunday, November 17

Arizona at Texas	1 p.m.
Arizona State at Minnesota	3 p.m.
UC Riverside at California	5 p.m.
Colorado at Wyoming	1 p.m.
Oregon State vs. TBD	TBD
<i>WNIT, Campus Sites</i>	
Gonzaga at Stanford	4 p.m.

Monday, November 18

Eastern Washington at Utah	7 p.m.
USC at UC Santa Barbara	7 p.m.

Wednesday, November 20

Prairie View A&M at Arizona	11 a.m.
Washington State at Boise State	4 p.m.

Thursday, November 21

California at San Diego State	6:30 p.m.
Southern Utah at Oregon State	TBD

Friday, November 22

Colorado at Colorado State	7 p.m.
Northern Colorado at UCLA	7 p.m.
Utah vs. Texas Southern	11 a.m.
<i>Bank of Hawai'i Tournament, Honolulu, Hawai'i</i>	

Saturday, November 23

Seattle at Washington	2 p.m.
Texas A&M at USC	TBD

Sunday, November 24

Arizona at Montana	1 p.m.
Cal Poly at Arizona State	5 p.m.
Arkansas at California	2 p.m.
Jacksonville at Colorado	6 p.m.
Oregon at Syracuse	4 p.m.
Oregon State at Miami (Fla.)	2 p.m.
Buffalo at Stanford	2 p.m.
Utah vs. UTSA	TBD
<i>Bank of Hawai'i Tournament, Honolulu, Hawai'i</i>	
CSUN at Washington State	12 p.m.

Tuesday, November 26

Indiana State at Colorado	2 p.m.
Oregon vs. Oklahoma State	3:15 p.m.
<i>Paradise Jam, St. Thomas, V.I.</i>	
Yale at UCLA	7 p.m.

Thursday, November 28

Stanford vs. California Baptist	7:30 p.m.
<i>Victoria Invitational, Victoria, Canada</i>	
Washington vs. Iona	1 p.m.
<i>Puerto Rico Clasico, San Juan, P.R.</i>	
Washington State vs. Baylor	7:45 p.m.
<i>Paradise Jam, St. Thomas, V.I.</i>	

Friday, November 29

UC Riverside at Arizona	4 p.m.
Arizona State vs. Maine	6 p.m.
<i>Florida Gulf Coast Showcase, Estero, Fla.</i>	
N.C. Central at California	1 p.m.
<i>Cal Classic, Berkeley, Calif.</i>	
Oregon vs. UT Arlington	3:15 p.m.
<i>Paradise Jam, St. Thomas, V.I.</i>	
Oregon State at Miami (Fla.)	2 p.m.
<i>Miami Thanksgiving Classic, Coral Gables, Fla.</i>	
Stanford vs. Syracuse/Houston	TBD
<i>Victoria Invitational, Victoria, Canada</i>	
Utah at BYU	7 p.m.
USC vs. Nebraska	5:45 p.m.
<i>South Point Shootout, Las Vegas, Nev.</i>	
Washington vs. Howard	1 p.m.
<i>Puerto Rico Clasico, San Juan, P.R.</i>	
Washington State vs. South Carolina	10 p.m.
<i>Paradise Jam, St. Thomas, V.I.</i>	

Saturday, November 30

Arizona State vs. Drake/Purdue	TBD
<i>Florida Gulf Coast Showcase, Estero, Fla.</i>	
Long Beach State/Penn State at California	1/3:15 p.m.
<i>Cal Classic, Berkeley, Calif.</i>	
Oregon vs. Louisville	3:15 p.m.
<i>Paradise Jam, St. Thomas, V.I.</i>	
Oregon State vs. Liberty	2 p.m.
<i>Miami Thanksgiving Classic, Coral Gables, Fla.</i>	
Stanford vs. TBD	TBD
<i>Victoria Invitational, Victoria, Canada</i>	
UCLA vs. UCF	4:30 p.m.
<i>Cavalier Classic, Charlottesville, Va.</i>	
USC vs. Alabama	8 p.m.
<i>South Point Shootout, Las Vegas, Nev.</i>	

Washington vs. Iowa	1 p.m.
<i>Puerto Rico Clasico, San Juan, P.R.</i>	
Washington State vs. Indiana	7:45 p.m.
<i>Paradise Jam, St. Thomas, V.I.</i>	

Sunday, December 1

Arizona State vs. TBD	TBD
<i>Florida Gulf Coast Showcase, Estero, Fla.</i>	
UCLA at Virginia	3:30 p.m.
<i>Cavalier Classic, Charlottesville, Va.</i>	

Monday, December 2

Monmouth at Arizona	6:30 p.m.
---------------------	-----------

Tuesday, December 3

Texas Southern at Colorado	7 p.m.
----------------------------	--------

Wednesday, December 4

Arkansas-Pine Bluff at Washington State	7 p.m.
---	--------

Thursday, December 5

Oral Roberts at Utah	7 p.m.
----------------------	--------

Friday, December 6

BYU at Arizona State	6 p.m.
Colorado at Xavier	7 p.m.
Hawai'i at Oregon State	TBD

Saturday, December 7

Arizona at UTEP	1 p.m.
Boston University at California	2 p.m.
UCLA at CSUN	4 p.m.

Sunday, December 8

Idaho State at Arizona State	2 p.m.
South Dakota State at Oregon	12 p.m.
Hawai'i at Washington	7:30 p.m.
Gonzaga at Washington State	2 p.m.

Thursday, December 12

Tennessee State at Arizona	6:30 p.m.
Denver at Colorado	7 p.m.

Saturday, December 14

New Mexico at Arizona State	2 p.m.
Santa Clara at California	4:30 p.m.
Oregon at Long Beach State	TBD
Utah State at Oregon State	7:30 p.m.
UNLV at USC	2 p.m.
Nevada at Utah	11:30 a.m.

Sunday, December 15

Ohio State at Stanford	5:30 p.m.
Pacific at UCLA	2 p.m.
Washington at San Diego	2 p.m.
UC Irvine at Washington State	4:30 p.m.

Monday, December 16

UC Riverside vs. Oregon	11 a.m.
UTRGV at USC	7 p.m.
Providence at Utah	7 p.m.

Wednesday, December 18

Arizona State at New Mexico State	12 p.m.
Oregon State vs. Northern Arizona	TBD
<i>Maui Jim Maui Classic, Lahaina, Hawai'i</i>	
Tennessee at Stanford	7 p.m.

Thursday, December 19

Oregon State vs. BYU	TBD
<i>Maui Jim Maui Classic, Lahaina, Hawai'i</i>	
UCLA at Georgia	11 a.m.

Friday, December 10

Creighton at Arizona State	2 p.m.
Colorado vs. UAB	1 p.m.
<i>Tulane Classic, New Orleans, La.</i>	
Nevada at USC	6 p.m.
<i>Women of Troy Classic, Los Angeles, Calif.</i>	
Weber State at Utah	12 p.m.
San Francisco at Washington	6 p.m.
Husky Classic, Seattle, Wash.	
Washington State vs. Southern	12 p.m.
<i>Miami Holiday Classic, Coral Gables, Fla.</i>	

Saturday, December 21

UC Santa Barbara at Arizona	1 p.m.
Kentucky at California	4 p.m.
Colorado at Tulane	3:30 p.m.
<i>Tulane Classic, New Orleans, La.</i>	
Kansas State at Oregon	12 p.m.
Long Beach State at USC	1:30 p.m.
<i>Women of Troy Classic, Los Angeles, Calif.</i>	
Vanderbilt at Washington	4 p.m.
Husky Classic, Seattle, Wash.	
Washington State at Miami (Fla.)	11 a.m.
<i>Miami Holiday Classic, Coral Gables, Fla.</i>	

Sunday, December 22

Stanford at Texas	12 p.m.
UCLA at Indiana	12 p.m.

Saturday, December 28

UC Davis at Stanford	2 p.m.
----------------------	--------

Sunday, December 29

Arizona at Arizona State*	12 p.m.
Grand Canyon at California	7 p.m.
Colorado at Utah*	2 p.m.
CSU Bakersfield at Oregon State	
USC at UCLA*	1 p.m.
Washington at Washington State*	2 p.m.

Friday, January 3

Arizona at USC*	7 p.m.
Arizona State at UCLA*	7 p.m.
Washington at California*	7 p.m.
Colorado at Oregon*	7 p.m.
Utah at Oregon State*	7 p.m.
Washington State at Stanford*	7 p.m.

Sunday, January 5

Arizona at UCLA*	12 p.m.
Arizona State at USC*	2 p.m.
Washington State at California*	12 p.m.
Colorado at Oregon State*	12 p.m.
Utah at Oregon*	2 p.m.
Washington at Stanford*	2 p.m.

Friday, January 10

Oregon State at Arizona*	8 p.m.
Oregon vs. Arizona State*	6 p.m.
California at Stanford*	7 p.m.
USC at Colorado*	7 p.m.
UCLA at Utah*	7 p.m.

Saturday, January 11

Washington State at Washington*	12:30 p.m.
---------------------------------	------------

Sunday, January 12

Oregon at Arizona*	12 p.m.
Oregon State at Arizona State*	2 p.m.
Stanford at California*	5 p.m.
UCLA at Colorado*	12 p.m.
USC at Utah*	12 p.m.

Thursday, January 16

Stanford at Oregon*	6 p.m.
---------------------	--------

Friday, January 17

Arizona at Washington State*	7 p.m.
Arizona State at Washington*	7 p.m.
California at Oregon State*	7 p.m.
Utah at Colorado*	6:30 p.m.
UCLA at USC*	7:30 p.m.

Sunday, January 19

Arizona at Washington*	12 p.m.
Arizona State at Washington State*	12 p.m.
California at Oregon*	2 p.m.
Stanford at Oregon State*	12 p.m.

Friday, January 24

Arizona State at Arizona*	6 p.m.
Utah at California*	12 p.m.
Colorado at Stanford*	7 p.m.
Oregon State at Oregon*	7 p.m.
Washington at UCLA*	7 p.m.
Washington State at USC*	7 p.m.

Sunday, January 26

Colorado at California*	12 p.m.
Oregon at Oregon State*	1 p.m.
Utah at Stanford*	12 p.m.
Washington State at UCLA*	12 p.m.
Washington at USC*	12 p.m.

Thursday, January 30

Oregon State at Colorado*	6 p.m.
Oregon at Utah*	8 p.m.
Oregon State at Colorado*	6 p.m.

Friday, January 31

UCLA at Arizona*	6 p.m.
USC at Arizona State*	11 a.m.
California at Washington State*	7 p.m.
Stanford at Washington*	7 p.m.

Saturday, February 1

Oregon at Colorado*	2 p.m.
Oregon State at Utah*	12 p.m.

Sunday, February 2

USC at Arizona*	12 p.m.
UCLA at Arizona State*	12 p.m.
California at Washington*	12 p.m.
Stanford at Washington State*	12 p.m.

Monday, February 3

Oregon at Connecticut	7 p.m.
-----------------------	--------

Friday, February 7

Arizona at Oregon*	6 p.m.
Arizona State at Oregon State*	8 p.m.
USC at California*	7 p.m.
Colorado at Washington State*	7 p.m.
UCLA at Stanford*	8 p.m.
Utah at Washington*	7 p.m.

Sunday, February 9

Arizona at Oregon State*	12 p.m.
Arizona State at Oregon*	2 p.m.
UCLA at California*	2 p.m.
Colorado at Washington*	12 p.m.
USC at Stanford*	12 p.m.
Utah at Washington State*	12 p.m.

Friday, February 14

Washington at Arizona*	7 p.m.
Washington State at Arizona State*	7 p.m.
California at Colorado*	7 p.m.
Oregon at UCLA*	8 p.m.
Oregon State at USC*	7 p.m.
Utah at Stanford*	6 p.m.

Sunday, February 16

Washington State at Arizona*	12 p.m.
Washington at Arizona State*	12 p.m.
California at Utah*	12 p.m.
Stanford at Colorado*	12 p.m.
Oregon at USC*	1 p.m.

Monday, February 17

Oregon State at UCLA*	6 p.m.
-----------------------	--------

Friday, February 21

Arizona at Utah*	7 p.m.
Arizona State at Colorado*	7 p.m.
Oregon at California*	6 p.m.
Oregon State at Stanford*	8 p.m.
UCLA at Washington State*	7 p.m.
USC at Washington*	7 p.m.

Sunday, February 23

Arizona at Colorado*	12 p.m.
Arizona State at Utah*	12 p.m.
Oregon State at California*	2 p.m.
UCLA at Washington*	12 p.m.
USC at Washington State*	11:30 a.m.

Monday, February 24

Oregon at Stanford*	6 p.m.
---------------------	--------

Friday, February 28

Stanford at Arizona*	6 p.m.
California at Arizona State*	8 p.m.
Colorado at UCLA*	8 p.m.
Washington State at Oregon*	8 p.m.
Washington at Oregon State*	6 p.m.
Utah at USC*	6 p.m.

Sunday, March 1

California at Arizona*	12 p.m.
Stanford at Arizona State*	12 p.m.
Colorado at USC*	12 p.m.
Washington at Oregon*	12 p.m.
Washington State at Oregon*	12 p.m.
Utah at UCLA*	1 p.m.

2020 PAC-12 WOMEN'S BASKETBALL TOURNAMENT

Presented by New York Life

Thursday-Sunday, March 5-8

Mandalay Bay Events Center • Las Vegas, Nev.

Thursday, March 5

First Round Game #1	11:30 a.m. PT
First Round Game #2	2 p.m. PT
First Round Game #3	6 p.m. PT
First Round Game #4	8:30 p.m. PT

Friday, March 6

Quarterfinal Game #1	11:30 a.m. PT
Quarterfinal Game #2	2 p.m. PT
Quarterfinal Game #3	6 p.m. PT
Quarterfinal Game #4	8:30 p.m. PT

Saturday, March 7

Semifinal Game #1	6 p.m. PT
Semifinal Game #2	8:30 p.m. PT

Sunday, March 8

Championship Game	5 p.m. PT
-------------------	-----------

Subject to change. As of Oct. 1, 2019



TELEVISION SCHEDULE

Pac-12 women's basketball will again feature unprecedented television exposure this season, with more than 125 games televised in 2019-20, the most ever, including televising all 108 league matchups, 104 of which will be on Pac-12 Networks and four on ESPN Network. The season culminates with the 2020 Pac-12 Women's Basketball Tournament presented by New York Life in Las Vegas, with the championship game on March 8 on ESPN2. In addition to the hundreds of live televised Pac-12 sporting events, Pac-12 Networks subscribers can watch live events on the Pac-12 Now app. Subscribers can also watch live and on-demand content on the web at pac-12.com.

Day	Date	Matchup	Network	Time (PT)
Saturday	11/9	UC Irvine at Oregon State	PAC12	6:00 p.m.
Tuesday	11/26	Yale at UCLA	PAC12	7:00 p.m.
Sunday	12/8	South Dakota State at Oregon	PAC12	12:00 p.m.
Saturday	12/14	New Mexico at Arizona State	PAC12	1:00 p.m.
Saturday	12/14	Santa Clara at California	PAC12	4:30 p.m.
Saturday	12/14	Utah State at Oregon State	PAC12	7:30 p.m.
Sunday	12/15	UC Irvine at Washington State	PAC12	4:30 p.m.
Sunday	12/15	Ohio State at Stanford	PAC12	5:30 p.m.
Wednesday	12/18	Tennessee at Stanford	PAC12	7:00 p.m.
Sunday	12/29	Arizona at Arizona State	PAC12	11:00 a.m.
Sunday	12/29	Colorado at Utah	PAC12	1:00 p.m.
Sunday	12/29	USC at UCLA	PAC12	1:00 p.m.
Sunday	12/29	Washington at Washington State	PAC12	2:00 p.m.
Friday	1/3	Utah at Oregon State	PAC12	7:00 p.m.
Friday	1/3	Arizona at USC	PAC12	7:00 p.m.
Friday	1/3	Washington at California	PAC12	7:00 p.m.
Friday	1/3	Washington State at Stanford	PAC12	7:00 p.m.
Friday	1/3	Colorado at Oregon	PAC12	7:00 p.m.
Friday	1/3	Arizona State at UCLA	PAC12	7:00 p.m.
Sunday	1/5	Arizona at UCLA	PAC12	12:00 p.m.
Sunday	1/5	Washington State at California	PAC12	12:00 p.m.
Sunday	1/5	Colorado at Oregon State	PAC12	12:00 p.m.
Sunday	1/5	Utah at Oregon	PAC12	2:00 p.m.
Sunday	1/5	Arizona State at USC	PAC12	2:00 p.m.
Sunday	1/5	Washington at Stanford	PAC12	2:00 p.m.
Friday	1/10	Oregon at Arizona State	PAC12	5:00 p.m.
Friday	1/10	USC at Colorado	PAC12	6:00 p.m.
Friday	1/10	UCLA at Utah	PAC12	6:00 p.m.
Friday	1/10	Oregon State at Arizona	PAC12	7:00 p.m.
Friday	1/10	California at Stanford	PAC12	7:00 p.m.
Saturday	1/11	Washington State at Washington	PAC12	12:30 p.m.
Sunday	1/12	USC at Utah	PAC12	11:00 a.m.
Sunday	1/12	UCLA at Colorado	PAC12	11:00 a.m.
Sunday	1/12	Oregon at Arizona	PAC12	11:00 a.m.
Sunday	1/12	Oregon State at Arizona State	PAC12	1:00 p.m.
Sunday	1/12	Stanford at California	PAC12	5:00 p.m.
Thursday	1/16	Stanford at Oregon	ESPN2	6:00 p.m.
Friday	1/17	Utah at Colorado	PAC12	5:30 p.m.
Friday	1/17	Arizona at Washington State	PAC12	7:00 p.m.
Friday	1/17	Arizona State at Washington	PAC12	7:00 p.m.
Friday	1/17	California at Oregon State	PAC12	7:00 p.m.
Friday	1/17	UCLA at USC	PAC12	7:30 p.m.
Sunday	1/19	Stanford at Oregon State	PAC12	12:00 p.m.
Sunday	1/19	Arizona at Washington	PAC12	12:00 p.m.
Sunday	1/19	Arizona State at Washington State	PAC12	12:00 p.m.
Sunday	1/19	California at Oregon	PAC12	2:00 p.m.
Friday	1/24	Utah at California	PAC12	12:00 p.m.
Friday	1/24	Arizona State at Arizona	PAC12	5:00 p.m.
Friday	1/24	Oregon State at Oregon	PAC12	7:00 p.m.
Friday	1/24	Washington at UCLA	PAC12	7:00 p.m.
Friday	1/24	Washington State at USC	PAC12	7:00 p.m.
Friday	1/24	Colorado at Stanford	PAC12	7:00 p.m.
Sunday	1/26	Washington at USC	PAC12	12:00 p.m.
Sunday	1/26	Washington State at UCLA	PAC12	12:00 p.m.
Sunday	1/26	Colorado at California	PAC12	12:00 p.m.
Sunday	1/26	Utah at Stanford	PAC12	12:00 p.m.
Saturday	1/26	Oregon at Oregon State	ESPN2	1:00 p.m.
Thursday	1/30	Oregon State at Colorado	PAC12	5:00 p.m.
Thursday	1/30	Oregon at Utah	PAC12	7:00 p.m.
Friday	1/31	USC at Arizona State	PAC12	11:00 a.m.
Friday	1/31	UCLA at Arizona	PAC12	5:00 p.m.
Friday	1/31	California at Washington State	PAC12	7:00 p.m.
Friday	1/31	Stanford at Washington	PAC12	7:00 p.m.
Saturday	2/1	Oregon State at Utah	PAC12	11:00 a.m.
Saturday	2/1	Oregon at Colorado	PAC12	1:00 p.m.

Day	Date	Matchup	Network	Time (PT)
Sunday	2/2	USC at Arizona	PAC12	11:00 a.m.
Sunday	2/2	UCLA at Arizona State	PAC12	11:00 a.m.
Sunday	2/2	Stanford at Washington State	PAC12	12:00 p.m.
Sunday	2/2	California at Washington	PAC12	12:00 p.m.
Friday	2/7	Arizona at Oregon	PAC12	6:00 p.m.
Friday	2/7	USC at California	PAC12	7:00 p.m.
Friday	2/7	Colorado at Washington State	PAC12	7:00 p.m.
Friday	2/7	Utah at Washington	PAC12	7:00 p.m.
Friday	2/7	Arizona State at Oregon State	PAC12	8:00 p.m.
Friday	2/7	UCLA at Stanford	PAC12	8:00 p.m.
Sunday	2/9	Arizona at Oregon State	PAC12	12:00 p.m.
Sunday	2/9	USC at Stanford	PAC12	12:00 p.m.
Sunday	2/9	Colorado at Washington	PAC12	12:00 p.m.
Sunday	2/9	Utah at Washington State	PAC12	12:00 p.m.
Sunday	2/9	Arizona State at Oregon	PAC12	2:00 p.m.
Sunday	2/9	UCLA at California	PAC12	2:00 p.m.
Friday	2/14	California at Colorado	PAC12	6:00 p.m.
Friday	2/14	Stanford at Utah	PAC12	6:00 p.m.
Friday	2/14	Washington at Arizona	PAC12	6:00 p.m.
Friday	2/14	Washington State at Arizona State	PAC12	6:00 p.m.
Friday	2/14	Oregon State at USC	PAC12	7:00 p.m.
Friday	2/14	Oregon at UCLA	PAC12	8:00 p.m.
Sunday	2/16	California at Utah	PAC12	11:00 a.m.
Sunday	2/16	Stanford at Colorado	PAC12	11:00 a.m.
Sunday	2/16	Washington at Arizona State	PAC12	11:00 a.m.
Sunday	2/16	Washington State at Arizona	PAC12	11:00 a.m.
Sunday	2/16	Oregon at USC	PAC12	1:00 p.m.
Monday	2/17	Oregon State at UCLA	ESPN2	6:00 p.m.
Friday	2/21	Arizona at Utah	PAC12	6:00 p.m.
Friday	2/21	Arizona State at Colorado	PAC12	6:00 p.m.
Friday	2/21	Oregon at California	PAC12	6:00 p.m.
Friday	2/21	USC at Washington	PAC12	7:00 p.m.
Friday	2/21	UCLA at Washington State	PAC12	7:00 p.m.
Friday	2/21	Oregon State at Stanford	PAC12	8:00 p.m.
Sunday	2/23	Arizona at Colorado	PAC12	11:00 a.m.
Sunday	2/23	Arizona State at Utah	PAC12	11:00 a.m.
Sunday	2/23	USC at Washington State	PAC12	11:30 a.m.
Sunday	2/23	UCLA at Washington	PAC12	12:00 p.m.
Sunday	2/23	Oregon State at California	PAC12	2:00 p.m.
Monday	2/24	Oregon at Stanford	ESPN2	6:00 p.m.
Friday	2/28	Stanford at Arizona	PAC12	5:00 p.m.
Friday	2/28	Washington at Oregon State	PAC12	6:00 p.m.
Friday	2/28	Utah at USC	PAC12	6:00 p.m.
Friday	2/28	California at Arizona State	PAC12	7:00 p.m.
Friday	2/28	Colorado at UCLA	PAC12	8:00 p.m.
Friday	2/28	Washington State at Oregon	PAC12	8:00 p.m.
Sunday	3/1	California at Arizona	PAC12	11:00 a.m.
Sunday	3/1	Stanford at Arizona State	PAC12	11:00 a.m.
Sunday	3/1	Washington at Oregon	PAC12	12:00 p.m.
Sunday	3/1	Washington State at Oregon State	PAC12	12:00 p.m.
Sunday	3/1	Colorado at USC	PAC12	12:00 p.m.
Sunday	3/1	Utah at UCLA	PAC12	1:00 p.m.

PAC-12 TOURNAMENT

Thursday	Mar. 5	Game 1: First Round	PAC12	11:30 a.m.
Thursday	Mar. 5	Game 2: First Round	PAC12	2 p.m.
Thursday	Mar. 5	Game 3: First Round	PAC12	6 p.m.
Thursday	Mar. 5	Game 4: First Round	PAC12	8:30 p.m.
Friday	Mar. 6	Game 1: Quarterfinal	PAC12	11:30 a.m.
Friday	Mar. 6	Game 2: Quarterfinal	PAC12	2 p.m.
Friday	Mar. 6	Game 3: Quarterfinal	PAC12	6 p.m.
Friday	Mar. 6	Game 4: Quarterfinal	PAC12	8:30 p.m.
Saturday	Mar. 7	Game 1: Semifinal	PAC12	6 p.m.
Saturday	Mar. 7	Game 2: Semifinal	PAC12	8:30 p.m.
Sunday	Mar. 8	Championship Game	ESPN2	5 p.m.



WOMEN'S BASKETBALL TOURNAMENT

presented by



**PRESENTED BY NEW YORK LIFE
MARCH 5-8, 2020
MANDALAY BAY EVENTS CENTER
LAS VEGAS, NEV.**

After a successful first year in Las Vegas, the 19th-annual Pac-12 Women's Basketball Tournament presented by New York Life returns, this season heading to the Mandalay Bay Events Center from March 5-8, 2020, and will continue to receive unprecedented television coverage as each game of the tournament is scheduled to be televised either on the Pac-12 Networks or ESPN2.

The tournament made its debut in 2002 and has been held annually since. The University of Oregon campus played host the first season. The Conference's premier women's sporting event then moved to HP Pavilion in San Jose for a six-year run (2003-08). It spent four years (2008-2012) in Los Angeles, with Galen Center playing host. The final two-year run in L.A. saw it combined with the men's tournament and the semifinal and championship games were played at the STAPLES Center.

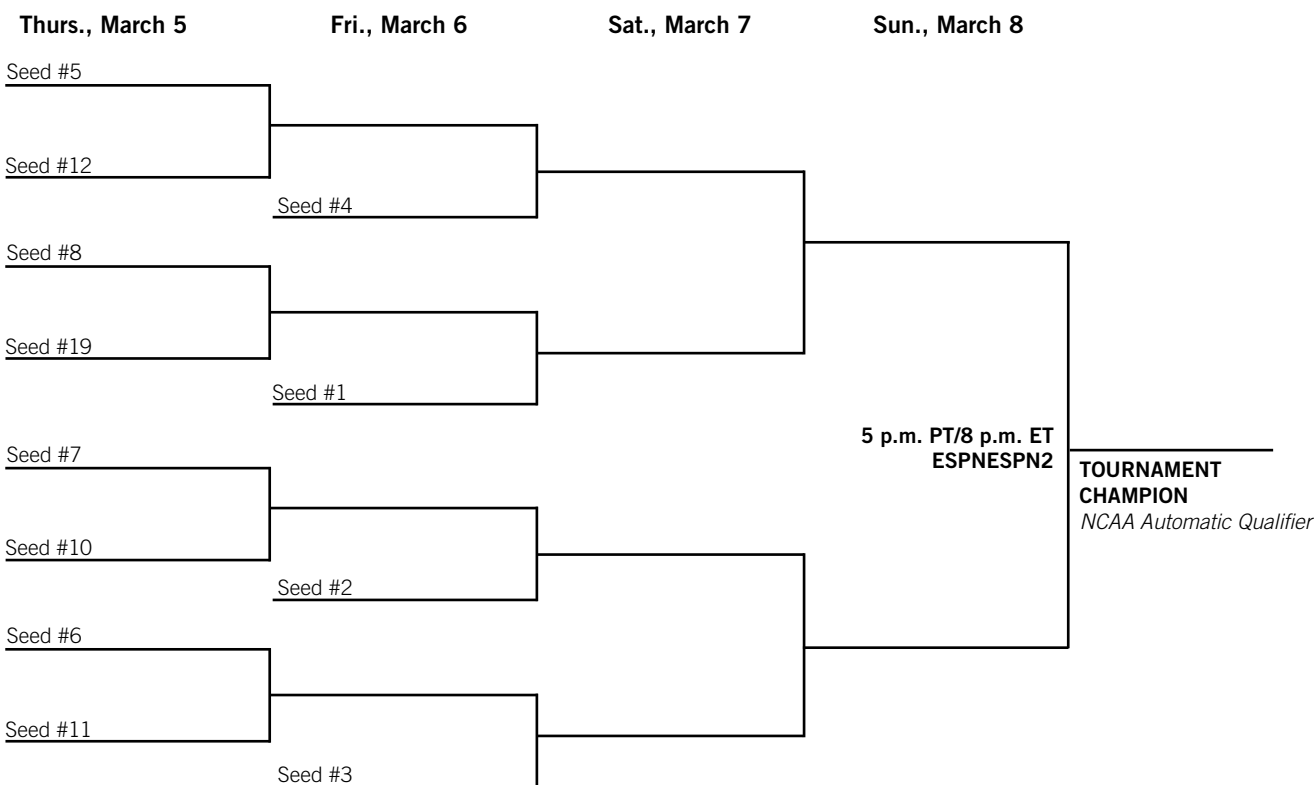
The tournament then moved to Seattle's Key Arena for a record-setting six years from 2013-2018 where attendance numbers grew each year, including the first-ever sold-out session.

The winner of the 12-team tournament receives the league's automatic bid to the NCAA Division I Women's Basketball Championship. The tournament seeds and Conference Champion are determined by the 18-game regular-season Pac-12 schedule.

ALL-TIME TOURNAMENT SITES

2002	McArthur Court, Eugene, Ore.
2003-2008	HP Pavilion, San Jose, Calif.
2009-2010	Galen Center, Los Angeles
2011-2012	Galen Center/STAPLES Center, Los Angeles
2013-2017	KeyArena, Seattle
2018	MGM Grand Garden Arena, Las Vegas

TOURNAMENT BRACKET



THURSDAY, MARCH 5 - FIRST ROUND • PAC-12 NETWORKS

- Game 1: #5 Seed vs. #12 Seed, 11:30 a.m. PT
- Game 2: #8 Seed vs. #9 Seed, 2 p.m. PT
- Game 3: #7 Seed vs. #10 Seed, 6 p.m. PT
- Game 4: #6 Seed vs. #11 Seed, 8:30 p.m. PT

FRIDAY, MARCH 6 - QUARTERFINALS • PAC-12 NETWORKS

- Game 5: Gm 1 Winner vs. #4 Seed, 11:30 a.m. PT
- Game 6: Gm 2 Winner vs. #1 Seed, 2 p.m.
- Game 7: Gm 3 Winner vs. #2 Seed, 5 p.m. PT
- Game 8: Gm 4 Winner vs. #3 Seed, 8:30 p.m. PT

SATURDAY, MARCH 7 - SEMIFINALS • PAC-12 NETWORKS

- Game 9: Semifinal #1, 6 p.m. PT
- Game 10: Semifinal #2, 8:30 p.m. PT


SUNDAY, MARCH 8 - CHAMPIONSHIP • ESPN2

- Game 11: Championship Game, 5 p.m. PT

*All games to be televised on national television.
First three rounds to be televised on the Pac-12 Networks.
Championship game to be televised on ESPN2.
All times subject to change. As of Oct. 1, 2019.*



2020 NCAA Division I Women's BASKETBALL CHAMPIONSHIP



FIRST ROUND & SECOND ROUNDS
Friday & Sunday, March 22 & 24 or
Saturday & Monday, March 23 & 25
 Top 16 seeds, Campus Sites

REGIONALS
Saturday & Monday, March 27-30

- Greenville Regional
Bon Secours Wellness Arena, Greenville, S.C.
(Southern Conference, hosts)
- Fort Wayne Regional
Allen County War Memorial Coliseum, Fort Wayne, Ind. (IPFW, host)
- Portland Regional
Moda Center, Portland, Ore.
(Oregon State, host)
- Dallas Regional
Moody Coliseum, Dallas, Texas
(SMU, host)

FINAL FOUR
Friday & Sunday, April 3 & April 5
 2020 Smoothie King, New Orleans, La.
 (Tulane University and Sun Belt Conference, host)

- Future Final Four Sites**
- 2021 Alamodome, San Antonio, Texas
April 2 and 4
(San Antonio Sports, Incarnate Word/UTSA, hosts)
 - 2022 Target Center, Minneapolis, Minnesota
April 1 and 3
(Sports Minneapolis, Univ. of Minnesota, hosts)
 - 2023 American Airlines, Dallas, Texas
March 31 and April 2
(Dallas Sports Commission, Big 12 Conference, hosts)
 - 2024 Quicken Loans Arena, Cleveland, Ohio
April 5 and 7
(Greater Cleveland Sports Commission, Mid-American Conference, hosts)



The 2020 NCAA Women's Final Four will mark the 39th year of the championship. The national semifinal games will be played Friday, April 3 and the national championship game will take place Sunday, April 5. All games will be played at Smoothie King Center in New Orleans, La.



Even in its infancy, the Pac-12 Conference played a significant role in the development of women's basketball. On April 4, 1896, California and Stanford squared off at the Page Street Armory in San Francisco in the first women's intercollegiate game in the nation. And two weeks later, the University of Washington hosted Ellensburg State in Seattle.

While progress slowed through much of the first half of the century, women's basketball pioneer Carol Eckman changed the game's history by engineering the first official women's tournament in 1969. In 1972, the tournament expanded into the Association for Intercollegiate Athletics for Women (IAIW). At that point, women's basketball was off and running.

In 1978, just six seasons after the advent of the IAIW, UCLA was the first league team to represent the Conference with a national title. The Bruins accomplished the feat at Pauley Pavilion on the UCLA campus in front of an IAIW record crowd of 9,351. However, UCLA was not the last Conference team to win a national crown.

The 1981-82 season marked the first year that women's basketball began competing in the NCAA with the advent of the NCAA Division I Women's Basketball Championship, implementing a 32-game field which, with the increasing popularity of the sport, first expanded to 48 teams and has grown to 64 teams after a second expansion in 1994.

League play began in 1986-87, the first year the Pac-10 Conference began sponsoring women's sports, combining the NorPac Conference (California, Oregon, Oregon State, Washington and Washington State) with the Western Collegiate Athletic Association (Arizona, Arizona State, Stanford, UCLA and USC).

The Conference quickly established a reputation as



Former USC players Cheryl Miller and Lisa Leslie are two of the most decorated players in the history of women's basketball.

one of the strongest women's basketball leagues in the nation, with solid teams across the board. The Pac-10 sent at least four teams to the NCAA Tournament nine times in the decade of the '90s, and every Conference member made a trip to the Big Dance during that decade. In the new millennium, the story has proved much the same with 11 Conference teams advancing to the NCAA Tournament since 2000, 10 different teams have represented the Conference since expansion in 2011 and five different teams have advanced to the NCAA Women's Final Four.

Stanford head coach Tara VanDerveer took the Pac-10 Conference to new heights by winning a pair of NCAA titles in the 1990s. National Player of the Year Jennifer Azzi led the Cardinal to its first title in 1990, while Val Whiting guided the Cardinal to its second national championship in 1992. All told, Stanford made six trips to the NCAA Final Four in a seven-year span of the '90s. The Cardinal repeated that feat with the Ogwumike sisters - Nnemkadi and Chiney - leading the way from 2008-2014. Thanks to that remarkable stretch, at least one league team has been in the Final Four in 10 of the last 12 years.

Over the last six years, the Pac-12 has had another re-emergence, with at least five teams earning NCAA Tournament bids from 2014 until present. A league-record seven were invited to the Big Dance in 2017, a year after a two league teams advanced to the NCAA Women's Final Four for the first time ever. Since 2017, at least half the league has received a NCAA Tournament bid.

Since the beginnings of the IAIW, the Conference's most significant contribution to the success and development of women's basketball has been its legendary players.

Names like Ann Meyers, Cheryl Miller, Cherie Nelson, Denise Curry, the McGee Sisters, Azzi, Sonja Henning, Whiting, Natalie Williams, Lisa Leslie, Kate Starbird, Tina Thompson, Nicole Powell, Candice Wiggins, Briann January and the Ogwumike sisters are just a few of the Pac-12 stars who have written a chapter in women's basketball at both the national and Conference level. Most recently, Kelsey Plum broke several records during her four years at Washington, becoming the NCAA women's basketball scoring record which had stood for 16 years.

The first of this elite group to bring the women's game into the national spotlight was Meyers, the first four-time All-American. Meyers led the UCLA Bruins to the 1978 IAIW Championship under the direction of then-first year head coach Billie Moore. Curry, also a member of the 1978 title team, earned All-America honors three times and still stands as UCLA's all-time leading scorer, male or female. After 16 seasons, Moore ended her stint as the Bruins' mentor with a 423-182 career coaching record, with 296 of her victories coming at UCLA.

Miller led USC to consecutive national titles in 1983 and 1984 and rewrote the school's record books. A four-time All-American, Miller won the Naismith Award three times, an amazing feat considering the honor is the equivalent of college football's Heisman Trophy. Miller was also selected to the "1980s NCAA Team of the Decade" as voted by a panel of media and coaches.

In 1999, Kodak named its Silver Anniversary Team, honoring the top-10 Division I players of all-time, and Meyers and Miller were two of the 10 athletes honored.

Only 35 women have ever been inducted into the Naismith Memorial Hall of Fame in Springfield, Mo., and six of those outstanding individuals hail from the Pac-12: Meyers (1993), Miller (1995), Curry (1997), Moore (1999), Cynthia Cooper-Dyke (2010) and legendary head coach Tara VanDerveer (2011).

The Women's Basketball Hall of Fame in Nashville, Tenn., announced its inaugural class of 25 inductees in 1998, honoring legends from the 107-year history of the women's game. Moore, Meyers, Curry and Miller were inducted in the initial year. VanDerveer and former USC and Cal coach Marianne Stanley joined the ranks in 2002, while former Oregon player and former Ducks head coach Bev Smith was inducted with the Class of 2004. In 2018, longtime Colorado coach and now an administrator Ceal Barry was inducted in 2018.



Former UCLA star Ann Meyers was the first-ever four-time All-American and led the Bruins to the 1978 IAIW National title.

On the national level, women's basketball has made tremendous strides in both popularity and attendance. The 2008 Olympic Team won its fourth-straight gold medal as Leslie became just the second basketball player ever to win four gold medals (Teresa Edwards, U.S.). Leslie was joined by former Pac-10-great Thompson on the 2008 national team.

Many outstanding Pac-12 women's basketball players have gone on to success at the professional level, including 23 former Pac-12 stars who are currently playing or coaching in the WNBA. Headlining that prestigious list of athletes who have played in the WNBA is Leslie, a five-time All-WNBA first team honoree and the 2002 WNBA Finals MVP. The first player to be placed on a team when the league began, Leslie became the first WNBA player to amass 5,000 career points and recorded the first dunk in league history during the 2002 campaign. She guided the Los Angeles Sparks to back-to-back league titles in 2001 and 2002. Fellow USC alumnae Thompson and retired WNBA star Cynthia Cooper helped guide the Houston Comets to four straight WNBA titles in 1997-2000. In August 2003, Thompson became just the second WNBA player to amass 4,000 points, following in Leslie's footsteps. Regarded throughout the league as the face of the WNBA and the most dominant player in the sport, Leslie announced her retirement in 2009, concluding a career that spanned 15 years.

The newest chapter in Conference women's basketball history was the addition of a postseason tournament in 2002 and the league expanded to include Colorado and Utah and. An inaugural Pac-10 Women's Basketball Tournament was held Mar. 1-4, 2002, at storied McArthur Court on the University of Oregon campus. The Arizona State Sun Devils defeated the Stanford Cardinal in the championship game, capturing the Conference's first tournament trophy. Beginning in 2003, the tournament moved to the Northern California Bay Area and HP Pavilion at San Jose for a six-year run (2003-08), which saw UCLA and the Cardinal capture titles. In 2009, the event moved to the Galen Center in downtown Los Angeles and proved to be another exciting chapter. The tournament was combined with the men's tournament in 2010 and, for the first time ever, the semifinals and championship games were played at the STAPLES Center. In 2013, the tournament moved again, this time to KeyArena in beautiful Seattle with great success, drawing record crowds in each of its six seasons in the Emerald City where four different champions have been crowned. In 2019, the tournament went to Las Vegas where some of the nation's top teams and festive atmosphere drew impressive crowds.



QUICK FACTS

Location Tucson, Ariz.
Founded 1885
Enrollment 43,500
Colors Cardinal & Navy
Home Court McKale Center (14,644)
Press Row Phone (520) 621-5291
President Dr. Robert C. Robbins
Faculty Representative Ricardo Valerdi
Athletics Director Dave Heeke
Deputy Director/SWA Erika Barnes
Head Coach Adia Barnes
Director Comm. Services Matt Ensor
Asst. Dir./WBB SID Adam Gonzales
SID Phone (520) 626-9395
Cell Phone (520) 591-6239
Email adamgonzales@arizona.edu
Website www.arizonawildcats.com
All-Time Record 594-715
First Year 1972-73
Pac-12 Record 219-375
Pac-12 Tournament 13-18
NCAA Record 6-7
WNIT Record 10-2

TEAM OUTLOOK

- The Wildcats' highly-anticipated 2018-19 campaign did not disappoint with Arizona making the biggest turnaround of any team in the country, improving its overall win total by 18 and its Pac-12 wins by five. It did not stop there. Head coach Adia Barnes had her squad firing on all cylinders by the end of the season, leading the team to its first postseason appearance since 2011, its first postseason victory since 2005 and its first postseason title since 1996, winning the WNIT in front of a Pac-12 record crowd.
Arizona returns one of the most prolific scorers in Wildcat and Pac-12 Conference history in Aari McDonald, an All-American candidate. McDonald's impact as one of the top-three scorers in the country last season gave UA a consistent scoring threat as the team averaged nearly 10.0 more points per game than the previous season (57.9 ppg in 2017-18 vs. 68.0 ppg in 2018-19).
While McDonald receives a lot of credit for her offense, she also contributed immensely on the boards and on defense. She led the team in rebounding average in league play and ranked second in all games. She was also named to the Pac-12 All-Defensive Team.
The Wildcats return all five starters from last season's team, including junior Sam Thomas, who provides versatility and contributes in several areas on the court. A forward, she played the second-most minutes on the team behind McDonald.
The program's first-ever McDonald's All-American out of high school, Cate Reese made an immediate impact in her collegiate debut. She was the team's leading rebounder and her inside presence allowed for the Wildcats to improve on the boards from the previous season by over 3.0 rebounds per game.
UA adds seven newcomers, including graduate transfer Amari Carter who brings with her experience from playing at Penn State. Five of the additions are international signees with extensive international experience.

2019-20 SCHEDULE

Table with columns: Date, Opponent, TV, Time. Lists games from Nov 5 to Mar 1, including opponents like North Dakota, Santa Clara, Chicago State, Texas, Prairie View A&M, Montana, UC Riverside, Monmouth, UTEP, Tennessee State, UC Santa Barbara, Arizona State, USC, UCLA, Oregon State, Washington State, Washington, Arizona State, UCLA, USC, Oregon, Oregon State, Washington, Washington State, Utah, Colorado, Stanford, and California.

* Pac-12 Conference game.
P12N indicates game televised on the Pac-12 Networks.
All times Mountain Standard Time & subject to change.

SERIES RECORDS


Table with columns: Opponent, Record. Lists series records for Arizona State, California, Colorado, Oregon, Oregon State, Stanford, UCLA, USC, Utah, Washington, and Washington State.

2019-20 ARIZONA ROSTER

Roster table with columns: No., Name, POS, HT, YR, EXP, Hometown/High School (Last School). Lists players from Amari Carter to Semaj Smith.

Head Coach: Adia Barnes (Arizona 1998), 4th year
Assistant Coach: Salvo Coppa (IULM University Milan 2002), 4th year
Assistant Coach: Tamisha Augustin (Alabama A&M 2006), 1st year
Assistant Coach: Jackie Nared (Saint Mary's 2014), 1st year

Letterwinners R/L: 8/2
Newcomers: 7
Starters returning in bold



ADIA BARNES

Head Coach • 4th year at Arizona

Alma Mater: Arizona, 1998

44-53 (.454) at Arizona • Overall: 44-53 (.454, 3 years)

The ninth head coach in Arizona history, returning to her alma mater where she was arguably one of the best players in its history, as well as one of the best players in Conference history ... led the 2018-19 Wildcats to an 18-game turnaround and a WNIT title the same season ... spent five years as an assistant coach at Washington, including its historic run to its first-ever NCAA Final Four in 2016 ... a 1998 Pac-10 Player of the Year, scoring over 2,000 points ... played 12 years in the WNBA, winning a title in 2004 with the Seattle Storm ... named to the WNBA's All-Decade team.

BARNES' RECORD

Table with columns: Year, School, Overall, Conf., Place/Conf. Shows record for Arizona from 16-17 to 18-19, and ARIZ Total (3 yrs) and Career Total (3 yrs).



QUICK FACTS

Location... Tempe, Ariz.
Founded... 1885
Enrollment... 103,410
Colors... Maroon & Gold
Home Court... Wells Fargo Arena (14,100)
Press Row Phone... (480) 965-7274
President... Dr. Michael Crow
Faculty Representative... Dr. Jeffery Wilson
Athletics Director... Ray Anderson
Associate AD/SWA... Deana Garner-Smith
Head Coach... Charli Turner Thorne
Sports Information Dir... Mark Brand
Assoc. Dir./WBB SID... Steve Rodriguez
SID Phone... (480) 965-9780
Cell Phone... (480) 254-2489
Email... steve.rodriguez@asu.edu
Website... www.thesundevils.com
All-Time Record... 720-489
First Year... 1975-76
Pac-12 Record... 292-301
Pac-12 Tournament... 16-17
NCAA Record... 21-17
WNIT Record... 4-6

TEAM OUTLOOK

- The Sun Devils made it back to the NCAA Sweet 16 last year, their first run that deep since 2015. 23rd-year head coach Charli Turner Thorne has molded ASU into one of the most consistent programs in the Pac-12, leading the team to six-straight NCAA Tournaments and to the postseason every year since 2000 but one. With 10 letterwinners returning for 2019, Arizona State is poised to make another run at the postseason.
ASU loses key contributors in Kianna Ibis, the team's leading scorer last season, and Courtney Ekmark, the team's top three-point threat. But senior starters Robbi Ryan and Reili Richardson look to take the lead this season.
Ryan is a tough defender and usually called upon to cover the opponents' biggest threat. Her defensive prowess helped ASU lead the Conference in scoring defense, limiting teams to just 58.2 ppg. Defense is ASU's signature and the Sun Devils are used to being at or near the top of the defensive categories.
Fifth in the Pac-12 in assists per game (5.0), Richardson is one of the top ball handlers in the league, leading the Pac-12 and ranking fourth in the country in assist-to-turnover ratio (3.64).
With three starters gone, seniors Jamie Ruden and Kiara Russell, and sophomores Iris Mbulito and Taya Hanson look to step in and vie for a spot after each contributed significant minutes off the bench.
The Sun Devils have four newcomers joining the mix that will challenge for spots. Among them is graduate transfer Ja'Tavia Tapley who was a full-time starter at USC. Tapley contributed in multiple ways in the court but also contributes experience playing in the highly-competitive Pac-12.
The Sun Devils also add top-50 recruit Eboni Walker, an athletic wing who was named Nevada Gatorade Player of the Year.

2019-20 SCHEDULE

Table with columns: Date, Opponent, TV, Time. Lists games from Nov 5 to Mar 1, including opponents like AIR FORCE, ARMY, CAL POLY, UCLAH, USC, OREGON, WASHINGTON, CALIFORNIA, STANFORD, and Pac-12 Tournament.

* Pac-12 Conference game.
P12N indicates game televised on the Pac-12 Networks.
All times Mountain Standard Time & subject to change.

SERIES RECORDS

Table with columns: Team, Record. Lists series records for Arizona, California, Colorado, Oregon, Oregon State, Stanford, UCLA, USC, Utah, Washington, and Washington State.

2019-20 ARIZONA STATE ROSTER

Roster table with columns: No., Name, POS, HT, YR, EXP, Hometown/High School (Last School). Lists players like Taya Hanson, Reili Richardson, Sara Bejedi, Kiara Russell, Jamie Loera, Robbi Ryan, Sydnei Caldwell, Eboni Walker, Iris Mbulito, Bre'yanna Sanders, Jayde Van Hyfte, Ja'Tavia Tapley, Eva Rubin, and Jamie Ruden.

Head Coach: Charli Turner Thorne (Stanford 1988), 23rd year
Associate Head Coach: Jackie Moore (Armstrong State 1991), 8th year
Assistant Coach: Angie Nelp (Colorado State 2002), 4th year
Assistant Coach: Nikki Blue (UCLA 2006), 1st year

Letterwinners R/L: 10/4
Newcomers: 4
Starters returning in bold



CHARLI TURNER THORNE
Head Coach • 23rd Year at Arizona State
Alma Mater: Stanford, 1988
444-257 (.633) at Arizona State • Overall: 484-297 (.620, 25 Years)

2016 Pac-12 Coach of the Year for the second time in her career after leading ASU to its second regular-season league title in 15 years ... The winningest coach in Sun Devil history, second among all-time Pac-12 coaches, eclipsing career No. 400 ... Guided ASU to the postseason 19 of the last 20 years, including 14 NCAA Tournament appearances and a school-record six-consecutive trips from 2014-2019 ... Led ASU to two Elite Eight appearances and three Sweet 16 finishes.

TURNER THORNE'S RECORD

Table with columns: Year, School, Overall, Conf., Place/Conf. Lists coaching records for Arizona State from 1993-94 to 2006-07, and totals for ASU (22 yrs) and Career Total (25 yrs).

2018-19 RESULTS

Table with columns: Date, Opponent, Score, Hi Pts, Hi Reb. Lists game results for the 2018-19 season.

YEAR-BY-YEAR RECORD (SINCE 1981-82)

Table with columns: Year, Conf., Place, Overall, Postseason. Shows historical performance from 1981-82 to 2018-19.

WCAA from 1979-85; Pac-West in 1985-86; Pac-12 since 1986.

2018-19 ARIZONA STATE STATISTICS

Overall: 22-11, Pac-12: 10-7/5th • Home: 11-3 • Away: 7-4 • Neutral: 4-4

Comprehensive player statistics table including columns for #, Player, G-GS, MIN-AVG, FG-FGA, FG%, 3P-ATT, 3P%, FT-FTA, FT%, OFF, DEF, TOT, AVG, PF-D, AST, TO, BLK, STL, PTS-AVG.



QUICK FACTS

Location Berkeley, Calif.
Founded 1868
Enrollment 42,519
Colors Blue & Gold
Home Court Haas Pavilion (11,877)
Press Row Phone (510) 642-3098
Chancellor Carol T. Christ
Faculty Rep Bob Jacobsen
Director of Athletics Jim Knowlton
Assoc. AD/SWA Jenny Simon-O'Neil
Head Coach Charmin Smith
Sports Information Dir. Herb Benenson
Asst. Dir./WBB SID MC Barrett
SID Office/Fax (510) 697-9153/643-7778
Cell Phone (510) 697-9153
Email mc.barrett@berkeley.edu
Website www.calbears.com
All-Time Record 744-601
First Year 1973-74
Pac-12 Record 267-327
Pac-12 Tournament 20-18
NCAA Record 13-14
WNIT Record 12-8

2019-20 SCHEDULE

Table with columns: Date, Opponent, TV, Time. Lists games from Nov 8 to Mar 8, including opponents like Harvard, Connecticut, UC RIVERSIDE, etc.

* Pac-12 Conference game.
P12N indicates game televised on the Pac-12 Networks.
All times Pacific Standard Time & subject to change.

SERIES RECORDS

Table with columns: Opponent, Record. Lists series records for Arizona, Arizona State, Colorado, Oregon, Oregon State, Stanford, UCLA, USC, Utah, Washington, Washington State.

TEAM OUTLOOK

- The Golden Bears have a new coach at the helm though a very familiar face. Long-time assistant coach and associate head coach Charmin Smith steps up to take over the Cal program after Lindsay Gottlieb made history as the first collegiate women's basketball coach to be hired by an NBA team.
One of the most impactful players in Pac-12 history, Kristine Anigwe left a big hole for the Bears as she went on to the WNBA.
Cal enters 2019-20 with a less-experienced squad this season as transfers took their toll in this area.
Returnees Mi'Cole Cayton, Archer Olson, Sierra Richey, Alaysia Styles and Chen Yue, who saw limited time, will need to step up this season.
Four freshman join the team, including Jazlen Green, a 5-11 guard who was named 2019 John R. Wooden High School Player of the Year in California after averaging 28.7 points, 11.7 rebounds and 5.0 assists per game. Evelien Lutje Schipholt provides depth in the post, giving the Bears a third option measuring 6-2 and up.

2019-20 CALIFORNIA ROSTER

Roster table with columns: No., Name, POS, HT, YR, EXP, Hometown/High School (Last School). Lists players like Leilani McIntosh, Cailyn Crocker, Alaysia Styles, etc.

Head Coach: Charmin Smith (Stanford 1997), 1st year
Associate Head Coach: Kai Felton (Randolph-Macon 2000), 9th year
Assistant Coach: Wendale Farrow (Eastern Michigan 2009), 4th year
Assistant Coach: April Phillips (Xavier 2010), 1st year

Letterwinners R/L: 8/6
Newcomers: 4
Starters returning in bold



CHARMIN SMITH
Head Coach • 1st Year at California
Alma Mater: Stanford 1997

0-0 (.0-0) at California • Overall: 0-0 (.000, First Year)
Makes the move up to head coach after spending 12 seasons as an assistant on the Golden Bears staff, including serving as the program's associate head coach since 2012 ... during her tenure, Cal has posted 10 20-win seasons and made nine trips to the NCAA Tournament, including the program's first NCAA Women's Final Four in 2013 ... on the bench when Cal claimed a share of the 2012 Pac-12 regular-season title ... also spent three seasons on the bench at Stanford from 2005-07.

SMITH'S RECORD

Table with columns: Year, School, Overall, Conf., Place/Conf. Shows First Year record.



QUICK FACTS

Location Boulder, Colo.
Founded 1876
Enrollment 32,220
Colors Silver, Gold, and Black
Home Court Coors Events Center (11,064)
Press Row Phone (303) 492-1552
Chancellor Phil DiStefano
Faculty Rep Joe Jupille
Athletic Director Rick George
Senior Assoc. AD/SWA Ceal Barry
Head Coach JR Payne
Assoc. AD/Sports Info. David Plati
Asst. Dir./WBB SID. Seth Pringle
SID Office/Fax (303) 492-2320/492-3811
Cell Phone (303) 903-7718
Email seth.pringle@colorado.edu
Website www.cubuffs.com
All-Time Record 800-562
First Year 1974-75
Pac-12 Record 45-99
Pac-12 Tournament 6-8
NCAA Record 17-13
WNIT Record 14-6

TEAM OUTLOOK

- After a promising non-conference slate that had the Buffs entering the Pac-12 season with a 10-1 record, including a win over North Carolina, who reached the NCAA Tournament, Colorado struggled in league play. Injuries did not help the cause much as three-time All-Pac-12 performer Kennedy Leonard ended up missing 10 games of the season.
With the losses of key contributors, including Leonard and Alexis Robinson (the team's two leading scorers), Colorado will be young in 2019-20. Colorado returns three starters from last year, including Guinness Caylao-Do, the squad's lone senior and one of just three upperclassmen on the team.
A guard, Caylao-Do is a threat from long distance, posting the team's best three-point shooting percentage while making the second-most threes.
Head coach JR Payne will also look to juniors Mya Hollingshed and Annika Jank for leadership. Hollingshed ranked in the top 10 in the Pac-12 in shooting percentage and in the top 15 in rebounds per game. Jank was a three-time Pac-12 Freshman of the Week two seasons ago.
Peanut Tuitele worked her way into the starting lineup last season, as the sophomore had the best shooting percentage on the team and was a big presence on the boards, grabbing 5.4 per game.
Along with Tuitele, the rest of the squad is comprised of 10 sophomores and freshmen, half of those looking to make their collegiate debuts. Among the newcomers are 6-4 center Maura Singer, 6-2 guard/forward Raanee Smith and 6-4 Charlotte Whittaker. The Buffs struggled in many statistical categories last season, including rebounding, scoring offense and field goal shooting. With the aforementioned newcomers, as well as Hollingshed (6-4) and sophomore Kai Volcy (6-4), the Buffs should have an easier time finding opportunities around the rim.

2019-20 SCHEDULE

Table with columns: Date, Opponent, TV, Time. Lists games from Nov 10 to Mar 8, including opponents like New Jersey Institute, Wisconsin, Wyoming, Colorado State, Jacksonville, Indiana State, Texas Southern, Xavier, Denver, Tulane, UAB, Utah, Oregon, Oregon State, USC, UCLA, California, Arizona State, Arizona, and USC.

* Pac-12 Conference game.
P12N indicates game televised on the Pac-12 Networks.
All times Mountain Standard Time & subject to change.

SERIES RECORDS

Table with columns: Opponent, Record. Lists series records for Arizona, Arizona State, California, Oregon, Oregon State, Stanford, UCLA, USC, Utah, Washington, and Washington State.

2019-20 COLORADO ROSTER

Roster table with columns: No., Name, POS, HT, YR, EXP, Hometown/High School (Last School). Lists players like Guinness Caylao-Do, Jaylyn Sherrod, Emma Clarke, Lesila Finau, Zuzanna Kulinska, Raanee Smith, Maura Singer, Mya Hollingshed, Aubrey Knight, Annika Jank, Kai Volcy, Peanut Tuitele, and Charlotte Whittaker.

Head Coach: JR Payne (St. Mary's 1999), 4th year
Associate Head Coach: Toriano Towns (St. Mary's 1998), 4th year
Assistant Coach: Shandrika Lee (Peperdine 2004), 4th year
Assistant Coach: Alex Earl (Arizona State 2013), 3rd year

Letterwinners R/L: 8/4
Newcomers: 5
Starters returning in bold



JR PAYNE
Head Coach • 4th Year at Colorado
Alma Mater: Saint Mary's, 1999
44-50 (.468) at Colorado • Overall: 145-163 (.471, 10 Years)

The eighth head coach in Colorado history ... Spent two seasons at Santa Clara where she led the Broncos to their first winning record in eight years in her final year ... First head coaching position was at Southern Utah where she spent five seasons in two different conferences ... Led both teams to the WNIT ... First coaching position was as an assistant at Gonzaga to current Oregon head coach Kelly Graves ... Went on to serve as an assistant at Boise State and Santa Clara.

PAYNE'S RECORD

Table with columns: Year, School, Overall, Conf., Place/Conf. Shows record from 09-10 to 18-19, including COLO Total (3 yrs) 44-50 12-42 and Career Total (10 yrs) 145-163 91-113.



QUICK FACTS

Location Eugene, Ore.
Founded 1876
Enrollment 22,760
Colors Apple Green & Yellow
Home Court Matthew Knight Arena (12,365)
Press Row Phone (541) 346-4497
President Michael Schill
Faculty Rep Tim Gleason
Athletic Director Rob Mullens
Senior Assoc. AD/SWA Lisa Peterson
Head Coach Kelly Graves
Senior Assoc. AD Jimmy Stanton
Asst. Dir./WBB SID TBD
SID Office/Fax TBD/(541) 346-5449
Cell Phone TBD
Email TBD
Website www.goducks.com
All-Time Record 795-521
First Year 1973-74
Pac-12 Record 300-294
Pac-12 Tournament 11-17
NCAA Record 15-15
WNIT Record 18-5

TEAM OUTLOOK

- After the Ducks made their first-ever trip to the NCAA Women's Final Four last season and Sabrina Ionescu announced she would be returning to Eugene for her senior campaign, Oregon became an immediate favorite to win the Pac-12 crown as well as the national championship in 2019-20.
A Wade Trophy and Naismith Trophy winner presented to the national player of the year, Ionescu returns as one of the marquee players in the country after posting career highs in points (19.9), rebounds (7.4) and assists (8.2), while continuing to break NCAA triple-doubles records.
Alongside Ionescu leading the Ducks to back-to-back Pac-12 regular-season crowns and two 30-win seasons, senior Ruthy Hebard has been beyond reliable for the Ducks in the low blocks, nearly averaging a double-double while being one of the most accurate shooters in the country.
Junior Satou Sabally emerged as a real threat last season, earning a spot on several watch lists, including the Naismith and Wade Trophy early candidate lists.
Junior Erin Boley made an immediate impact as a starter, helping to open the floor with her three-point shooting prowess.
All but two members of last year's squad return and head coach Kelly Graves added five newcomers, including graduate transfer Minyon Moore, a Pac-12 All-Defensive team member from USC who fills a void left behind by four-year point guard Maite Cazorla.

2019-20 SCHEDULE

Table with columns: Date, Opponent, TV, Time. Lists games from Nov 11 to Mar 1, including opponents like Northeastern, Utah State, Texas Southern, Syracuse, Oklahoma State, Louisville, South Dakota State, Long Beach State, UC Riverside, Kansas State, Corban, Colorado, Utah, Arizona, Stanford, California, UCLA, Oregon State, USC, Washington State, and Washington.

* Pac-12 Conference game.
P12N indicates game televised on the Pac-12 Networks.
ACCN indicates game televised on the ACC Network.
All times Pacific Standard Time & subject to change.

SERIES RECORDS

Table with columns: Opponent, Record. Lists series records for Arizona, Arizona State, California, Colorado, Oregon State, Stanford, UCLA, USC, Utah, Washington, and Washington State.

2019-20 OREGON ROSTER

Roster table with columns: No., Name, POS, HT, YR, EXP, Hometown/High School (Last School). Lists players like Satou Sabally, Nyara Sabally, Morgan Yaeger, Taylor Chavez, Jaz Shelley, Holly Winterburn, Lucy Cochrane, Lydia Giomi, Sabrina Ionescu, Erin Boley, Minyon Moore, Ruthy Hebard, and Sedona Prince.

Head Coach: Kelly Graves (New Mexico 1988) 6th year
Assistant Coach: Jodie Berry (Western Washington 2003), 6th year
Assistant Coach: Mark Campbell (Hawaii'i 2004), 6th year
Assistant Coach: Xavi Lopez (Point Loma Nazarene 2007), 3rd year

Letterwinners R/L: 7/2
Newcomers: 6
Starters returning in bold



KELLY GRAVES
Head Coach • 6th Year at Oregon
Alma Mater: New Mexico, 1988
124-52 (.704) at Oregon • Overall: 506-214 (.702, 22 Years)

2019 Pac-12 Coach of the Year after leading the Ducks to a second-straight regular-season title ... Led UO to its first-ever NCAA Women's Final Four in 2019 after getting the Ducks back to the tournament in 2017 for the first time in 12 years ... Three-straight NCAA Elite Eights and the program's first-ever 30-win campaign in 2018, repeating in 2019 ... Built Gonzaga to a national power, winning 10-consecutive West Coast Conference titles, advancing to six-straight NCAA Tournaments ... Named WCC Coach of the Year eight times.

GRAVES' RECORD

Table with columns: Year, School, Overall, Conf., Place/Conf. Lists coaching records for Kelly Graves from 1978-98 to 2010-11 at Saint Mary's and Gonzaga, plus totals for Oregon and his career.



QUICK FACTS

Location... Corvallis, Ore.
Founded... 1868
Enrollment... 32,011
Colors... Orange & Black
Home Court... Gill Coliseum (9,301)
Press Row Phone... (541) 737-3020
President... Dr. Edward Ray
Faculty Rep... Colleen Bee
Athletic Director... Scott Barnes
Senior Assoc. AD/SWA... Marianne Vydra
Head Coach... Scott Rueck
Asst. AD/Communications... Steve Fenk
Asst. Dir./WBB SID... Trevor Cramer
Office/Fax... (541) 737-3720/737-3072
SID Phone... (520) 626-9395
Email... trevor.cramer@oregonstate.edu
Website... www.osubeavers.com
All-Time Record... 695-576
First Year... 1976-77
Pac-12 Record... 260-334
Pac-12 Tournament... 12-17
NCAA Record... 15-11
WNIT Record... 14-7

TEAM OUTLOOK

- Head coach Scott Rueck goes into his 10th season at the Oregon State helm with a team ranked in the top 10 in the preseason. The Beavs had won just two league games in his first season in Corvallis and finished 10th in two if his first three seasons. Since 2013-14, OSU has placed in the top three of the league, winning the Pac-12 regular-season crown twice and advancing to the program's only NCAA Women's Final Four in 2016.
Rueck returns nearly every significant contributor from last season's team that was ranked in the top 15 in the country all season and finished third in the Pac-12. Leading scorer's redshirt junior Destiny Slocum and senior Mikayla Pivec are two of the four starters back this season.
Slocum's arrival last season was immediately felt, bringing another dimension to the Beavers' offense with her quickness, leading the team in assists and scoring.
A do-it-all guard, Pivec was just behind Slocum in scoring, but also led the team in rebounding with just over nine rebounds per game, had the most steals and shot nearly 53 percent from the field.
OSU loses full-time starter Katie McWilliams and 6-8 center Joanna Grymek, whose imposing size helped the team limit opponents to the second-lowest field goal percentage in the league (ranked 18th in the country), and lead the Pac-12 in rebounds per game.
Junior Aleah Goodman was a spark off the bench and was voted the Pac-12 Sixth Player of the Year. A big three-point threat, senior Kat Tudor missed most of last season because of an injury but is back to help OSU make another deep NCAA Tournament run.
Joining the team is the 17th-ranked incoming class that includes top-50 prospects Kennedy Brown and Taylor Jones, who measure 6-6 and 6-3, respectively, bringing in the trademark height for which OSU has come to be known.

2019-20 SCHEDULE

Table with columns: Date, Opponent, TV, Time. Includes games from Nov 9 to Mar 1, with opponents like UC IRVINE, HAWAII, UTAH STATE, CALIFORNIA, STANFORD, ARIZONA STATE, ARIZONA, USC, UCLA, WASHINGTON, and WASHINGTON STATE.

* Pac-12 Conference game.
P12N indicates game televised on the Pac-12 Networks.
All times Pacific Standard Time & subject to change.

SERIES RECORDS

Table with columns: Opponent, Record. Lists series records for Arizona, Arizona State, California, Colorado, Oregon, Stanford, UCLA, USC, Utah, Washington, and Washington State.

2019-20 OREGON STATE ROSTER

Roster table with columns: No., Name, POS, HT, YR, EXP, Hometown/High School (Last School). Lists players like Mikayla Pivec, Aleah Goodman, Andrea Aquino, Madison Washington, Noelle Mannen, Taya Corosdale, Jelena Mitrovic, Janessa Thropay, Kat Tudor, Destiny Slocum, Patricia Morris, Kennedy Brown, Jasmine Simmons, and Taylor Jones.

Head Coach: Scott Rueck (Oregon State 1991), 10th year
Associate Head Coach: Jonas Chatterton (Utah 2000), 6th year
Associate Head Coach: Brian Holsinger (Western Washington 1998), 4th year
Assistant Coach: Katie Baker (Montana 2013), 3rd year
Letterwinners R/L: 9/2
Newcomers: 4
Starters returning in bold



SCOTT RUECK
Head Coach • 10th Year at Oregon State
Alma Mater: Oregon State, 1991
205-97 (.679) at Oregon State • Overall: 493-185 (.727, 23 years)

Led the Beavers to their first-ever NCAA Final Four in 2016 and six-straight NCAA Tournament appearances ... Advanced to at least the Sweet 16 the last four years ... OSU won three-straight Pac-12 regular-season crowns from 2015-17, and the 2016 tournament crown ... John R. Wooden Pac-12 Coach of the Year twice and voted coach of the year by the media in three times ... Produced All-Americans in 2016-18 the program's first in two decades ... Spent 14 successful seasons at George Fox University where he was named 2009 NCAA Division III National Coach of the Year.

RUECK'S RECORD

Table with columns: Year, School, Overall, Conf., Place/Conf. Shows record from 1969-97 to 2009-10, including OSU Total (9 yrs) 205-95 104-58 and Career Total (23 yrs) 493-183 410-108.



QUICK FACTS

Location... Stanford, Calif.
Founded... 1891
Enrollment... 16,520
Colors... Cardinal & White
Home Court... Maples Pavilion (7,233)
Press Row Phone... (650) 723-4418
President... Marc Tessier-Lavigne
Faculty Rep... Jeff Koseff
Athletic Director... Bernard Muir
Senior Assoc. AD/SWA... Beth Goode
Head Coach... Tara VanDerveer
Asst. AD/Athletic Comm... Brian Rizzo
Director/WBB SID... John Cantalupi
Cell Phone... (650) 924-8304
Email... johncan@stanford.edu
Website... www.gostanford.com
All-Time Record... 1,091-334
First Year... 1974-75
Pac-12 Record... 515-78
Pac-12 Tournament... 45-5
NCAA Record... 89-31
WNIT Record... 0-0

TEAM OUTLOOK

- The Cardinal has never finished lower than third in the Pac-12, posting three-straight second-place finishes in the league, and it looks like it has all the components to continue that trend and vie for the Pac-12 title, as well as a deep run in the NCAA Tournament.
Though it loses an All-American in Alanna Smith, who was a first-round WNBA draft pick, Stanford is loaded with experience with 11 letterwinners returning, including four starters. The Cardinal also adds the No. 2 recruiting class in the country that has three top-20 prospects (four in the top 50), including the top prospect in the nation in Haley Jones.
Junior Kiana Williams handled the point, averaging 4.7 assists per set while also scoring 14.3 points per game to lead the team in scoring and to the program's 13th Pac-12 Tournament crown last season. She was also one of the top threats in the league from three-point range, knocking down 2.5 threes per game on 36.7 percent shooting from beyond the arc.
Despite her 5-11 frame, senior DiJonai Carrington battled in the paint, ranking in the top 10 in the Conference in rebounding. She was also second in scoring for the Cardinal, shooting better than 45 percent from the floor, and got to the free throw line more than anyone on the team.
As freshmen, Lacie and Lexie Hull earned starts early in their careers and provided each provided three-point prowess. Lexie shot 38 percent from three while Lacie led the team in steals.
The Cardinal had battle injuries to the post, giving it problems from depth. After appearing to be on the verge of a breakout season, senior Nadia Fingall suffered a season-ending injury. Junior Maya Dodson was hampered by injuries early, and struggled with consistency. Both of their healthy returns will be welcomed in 2019.

2019-20 SCHEDULE

Table with columns: Date, Opponent, TV, Time. Lists games from Nov 5 to Mar 1, including opponents like Eastern Washington, San Francisco, Northern Colorado, Gonzaga, Buffalo, California Baptist, Syracuse/Houston, Ohio State, Tennessee, UC Davis, Washington State, Utah, UCLA, USC, Oregon State, and Arizona.

Mandalay Bay Events Center, Las Vegas, Nev.

* Pac-12 Conference game.
P12N indicates game televised on the Pac-12 Networks.
All times Pacific Standard Time & subject to change.

SERIES RECORDS

Table with columns: Opponent, Record. Lists series records for Arizona, California, Oregon, Oregon State, UCLA, USC, Utah, Washington, and Washington State.

2019-20 STANFORD ROSTER

Roster table with columns: No., Name, POS, HT, YR, EXP, Hometown/High School (Last School). Lists players like Anna Wilson, Nadia Fingall, Francesca Belibi, Alyssa Jerome, Ashten Prechtel, Lexie Hull, Mikaela Brewer, Maya Dodson, Estella Moschkau, DiJonai Carrington, Kiana Williams, Lacie Hull, Haley Jones, Hannah Jump, and Jenna Brown.

Head Coach: Tara VanDerveer (Indiana 1975), 34th year
Associate Head Coach: Kate Paye (Stanford 1995), 13th year
Assistant Coach: Tempie Brown (Michigan 1990), 7th year
Assistant Coach: Lindy La Rocque (Stanford 2012), 3rd year

Letterwinners R/L: 11/3
Newcomers: 4
Starters returning in bold



TARA VANDERVEER
Head Coach • 34th Year at Stanford
Alma Mater: Indiana, 1975
915-196 (.824) at Stanford • Overall: 1,067-247 (.812, 40 years)

VanDerveer was enshrined into the Naismith Basketball Hall of Fame (2011) and Women's Basketball Hall of Fame (2002) ... Became just the third men's or women's NCAA Division I coach with 1,000 wins ... Winningest coach in Pac-12 Conference history ... 15-time Pac-12 Coach of the Year ... Has guided the Cardinal to 22 Conference regular-season titles and 13 tournament crowns ... Led the Cardinal to two NCAA Championships (1990, 1992), 12 NCAA Final Fours and 31 trips to the NCAA Tournament.

VANDERVEER'S RECORD

Table with columns: Year, School, Overall, Conf., Place/Conf. Lists coaching records for each year from 1985 to 2019, including overall wins/losses, conference records, and placement in the conference.

* On leave coaching the U.S. Olympic team during 1995-96.



QUICK FACTS

Location Los Angeles, Calif.
Founded 1919
Enrollment 44,947
Colors Blue & Gold
Home Court Pauley Pavilion (13,800)
Press Row Phone (310) 825-1899
Chancellor Dr. Gene D. Block
Faculty Rep Dr. Michael Teitell
Athletic Director Daniel G. Guerrero
Senior Assoc. AD/SWA Christina Rivera
Head Coach Cori Close
Assoc. AD Shana Wilson
Asst. Dir./WBB SID Seth Dahle
SID Office/Fax (310) 206-7873
Cell Phone (310) 357-8991
Email sdahle@athletics.ucla.edu
Website www.uclabruins.com
All-Time Record 834-525
First Year 1974-75
Pac-12 Record 346-248
Pac-12 Tournament 20-17
NCAA Record 20-16
WNIT Record 6-0

TEAM OUTLOOK

- After the loss of two of the program's top players of all-time to the WNBA Draft, last season's Bruins defied expectations, earning a first-round Pac-12 Tournament bye after finishing in fourth place in the Conference. UCLA also advanced to the NCAA Sweet 16 for the fourth-consecutive season.
Ranked in the top 15 in early preseason national polls, UCLA has 10 letterwinners returning, including starters Michaela Onyenwere and Japreece Dean. Onyenwere dominated inside, scoring 600 points to become only the fourth Bruin to achieve the single-season feat. Leading the team in scoring (18.5 ppg) and second in rebounding by just .1 (8.5 rpg), she was invited to a USA Basketball training camp to play with the some of the top collegiate and professional players in the country. Only a junior, that experience can only improve her already strong skills.
Dean led the Pac-12 in free throw shooting, making a UCLA-record 40-consecutive free throws at one point during the year. She saw the most playing time on the court, averaging a team-high 34.4 minutes, as she handled the point where she dished 4.9 apg to go with 14.1 ppg, third-highest on the team.
A 6-1 guard, redshirt sophomore Lindsey Cosaro returns after tallying 7.3 ppg, 4.4 rpg and 2.9 apg en route to earning Pac-12 All-Freshman team honors.
Kennedy Burke and Lajahna Drummer leave behind big holes to fill. Burke was a Pac-12 All-Defensive team honoree and Drummer was fifth in the Pac-12 with a team-high 8.6 rpg.
Head coach Cori Close has a strong class coming in that should help voids left behind. The class includes two top-25 prospects and two McDonald's All-Americans in Jaden Owens and Charisma Osborne. All four have scoring prowess and with three of them being guards, the Bruins may have found the consistent three-point threat they needed last season.

2019-20 SCHEDULE

Table with columns: Date, Opponent, TV, Time. Lists games from Nov 5 to Mar 1, including opponents like Weber State, Loyola Marymount, Long Beach State, Northern Colorado, Yale, UCF, Virginia, CSUN, Pacific, Georgia, Indiana, USC, Arizona State, Arizona, Utah, Colorado, Washington, Washington State, Oregon, Oregon State, Colorado, and Utah. Includes Pac-12 Tournament dates.

Mandalay Bay Events Center, Las Vegas, Nev.

* Pac-12 Conference game.
P12N indicates game televised on the Pac-12 Networks.
BTN indicates game televised on the Big Ten Network.
All times Pacific Standard Time & subject to change.

SERIES RECORDS

Table with columns: Opponent, Record. Lists series records for Arizona, Arizona State, California, Colorado, Oregon, Oregon State, Stanford, USC, Utah, Washington, and Washington State.

2019-20 UCLA ROSTER

Roster table with columns: No., Name, POS, HT, YR, EXP, Hometown/High School (Last School). Lists players from Chantel Horvat to Eliana Sigal.

Head Coach: Cori Close (UC Santa Barbara 1993), 9th year
Associate Coach: Shannon Perry-LeBeauf (Iowa 1998), 9th year
Assistant Coach: Tony Newnan (UC Santa Barbara 1992), 9th year
Assistant Coach: Tasha Brown (St. Ambrose 1998), 2nd year

Letterwinners R/L: 9/5
Newcomers: 4
Starters returning in bold



CORI CLOSE
Head Coach • 9th Year at UCLA
Alma Mater: UC Santa Barbara, 1993
172-99 (.635) at UCLA • Overall: 172-99 (.635, 8 Years)

Bruins have made the NCAA Tournament in five of Close's seven seasons at the helm, leading the team to its first NCAA Elite Eight in 19 years in 2018 ... Bruins have advanced to at least the NCAA Sweet 16 the last four years ... Returned to UCLA after serving on the Bruins' coaching staff from 1994-1995 ... Prior to her return, coached in 15-consecutive NCAA Tournaments as an associate or assistant coach with stops at Florida State, UC Santa Barbara and UCLA.

CLOSE'S RECORD

Table with columns: Year, School, Overall, Conf., Place/Conf. Shows record from 11-12 to 18-19, including UCLA Total (8 yrs) 172-99 91-53 and Career Total (8 yrs) 172-99 91-53.



QUICK FACTS

Location... Los Angeles, Calif.
Founded... 1880
Enrollment... 43,000
Colors... Cardinal & Gold
Home Court... Galen Center (10,258)
Press Row Phone... (213) 740-3900
President... Dr. Carol L. Folt
Faculty Rep... Alan Green
Interim Athletic Director... Dave Roberts
Associate AD/SWA... TBD
Head Coach... Mark Trakh
Sports Information Director... Tim Tesselone
Assoc. Dir./WBB SID... Darcy Couch
SID Office/Fax... (213) 740-3808/740-7584
Cell Phone... (213) 725-3447
Email... dcouch@usc.edu
Website... www.usctrojans.com
All-Time Record... 786-508
First Year... 1976-77
Pac-12 Record... 326-268
Pac-12 Tournament... 15-17
NCAA Record... 29-14
WNIT Record... 7-3

TEAM OUTLOOK

- In just his third season at the helm in this second go-around in Los Angeles, head coach Mark Trakh faces the season with a clean slate as just three letterwinners return, while nine newcomers join the team. Trakh will build on a fairly inexperienced but very talented incoming class that was ranked No. 5 overall.
All three returnees played significant minutes and all logged starts last season. Senior starter Kayla Overbeck is a strong post that has the ability to put up big numbers, hitting double digits and grabbing six or more rebounds seven times each in her first year as a Trojan last season.
Redshirt sophomore Shalexus Aaron established herself as one of the top three-point threats in the Pac-12 in her first season of action at USC, knocking down nearly 42 percent of her three-point attempts.
Sophomore Desiree Caldwell saw playing time in 30 games while playing 19 minutes per game. She can draw upon her experience playing in the U18 USA FIBA World Championships in 2018.
Two graduate transfers among the nine newcomers will help steer the Trojan ship and make immediate impacts. Stephanie Watts was the 2016 ACC Freshman of the Year and scored over 1,300 points in her career at North Carolina. Watts should help to make up for the loss of offense from last season, as she ended the 2018-9 season averaging 15.2 points per game, including a 35-point performance that saw her drain nine threes. Aliyah Jeune also comes to Galen with proven ability after being named the OVC Newcomer of the Year, averaging 16.1 ppg, 6.1 rpg and 2.7 apg in 2018-19 with Rutgers.
Highlighting the incoming class are top-50 prospects Angel Jackson, a McDonald's All-American; Alissa Pili, a three-time Alaska Player of the Year; and Endiya Rogers, the Texas Gatorade Player of the Year. With eight of the 11 on the roster listed as guards, Jackson and Pili are the depth the Trojans need in the post to help Overbeck.

2019-20 SCHEDULE

Table with columns: Date, Opponent, TV, Time. Includes games against CSUN, VIRGINIA, UC Riverside, UC Santa Barbara, TEXAS A&M, South Point Shootout, Nebraska, Alabama, UNLV, UTRGV, Women of Troy Classic, NEVADA, LONG BEACH STATE, UCLA, ARIZONA*, ARIZONA STATE*, Colorado*, Utah*, UCLA*, WASHINGTON STATE*, WASHINGTON*, Arizona*, California*, Stanford*, OREGON STATE*, OREGON*, Washington*, Washington State*, UTAH*, COLORADO*, and Pac-12 Tournament at Mandalay Bay Events Center, Las Vegas, Nev.

* Pac-12 Conference game.
P12N indicates game televised on the Pac-12 Networks.
All times Pacific Standard Time & subject to change.

SERIES RECORDS

Table with columns: Opponent, Record. Includes Arizona (57-24), Arizona State (56-24), California (39-32), Colorado (10-6), Oregon (44-24), Oregon State (42-30), Stanford (20-60), UCLA (49-45), Utah (12-6), Washington (31-35), Washington State (50-17).

2019-20 USC ROSTER

Roster table with columns: No., Name, POS, HT, YR, EXP, Hometown/High School (Last School). Lists players like Shalexus Aaron, Kayla Overbeck, Endiya Rogers, Stephanie Watts, Aliyah Jeune, Angel Jackson, Kyra White, Madison Campbell, Desiree Caldwell, Alyson Miura, India Otto, and Alissa Pili.

Head Coach: Mark Trakh (Long Beach State 1981), 8th year
Associate Head Coach: Jason Glover (Grand Cayon 1985), 3rd year
Associate Head Coach: Aarika Hughes (USC 2010), 3rd year
Assistant Coach: Erin Grant (Texas Tech 2006), 1st year

Letterwinners R/L: 1/9
Newcomers: 9
Starters returning in bold



MARK TRAKH
Head Coach • 8th Year at USC
Alma Mater: Long Beach State, 1981
127-88 (.591) at USC • Overall: 430-291 (.596, 24 Years)

Returned to USC after roaming the sidelines in L.A. from 2005-2009 ... Spent six years at New Mexico State, where his team won three-straight Western Athletic titles and made three-straight trips to the NCAA Tournament ... Head coach for 11 seasons at Pepperdine before his first stint at USC, leading the Waves to six post-season appearances, including three NCAA Tournaments ... Led the Trojans to the NCAA Tournament in 2005 and 2006, finishing in a tie for second place in 2005 ... Coached 24 All-Pac-10/12 performers, two All-American and two WNBA draftees.

TRAKH'S RECORD

Table with columns: Year, School, Overall, Conf., Place/Conf. Shows record from 1993-94 to 2006-07, including USC totals (127-88 overall, 68-58 conf) and career totals (430-290 overall, 224-146 conf).

2018-19 RESULTS

Table with columns: Date, Opponent, Score, Hi Pts, Hi Reb. Lists game results from 11/6 to 3/7.

YEAR-BY-YEAR RECORD (SINCE 1981-82)

Table with columns: Year, Conf., Place, Overall, Postseason. Shows historical performance from 1981-82 to 2018-19.

2018-19 USC STATISTICS

Overall: 17-13, Pac-12: 7-11/T8th • Home: 10-4 • Away: 6-8 • Neutral: 1-1

Large table with columns: #, PLAYER, G-GS, MIN-AVG, FG-FGA, FG%, 3P-ATT, 3P%, FT-FTA, FT%, OFF, DEF, TOT, AVG, PF-D, AST, TO, BLK, STL, PTS-AVG. Lists individual player stats.



QUICK FACTS

Location Salt Lake City, Utah
Founded 1850
Enrollment 32,760
Colors Crimson and White
Home Court Jon M. Huntsman Center (15,000)
Press Row Phone (801) 581-6657
President Ruth V. Watkins
Faculty Representative Karen Paisley
Athletics Director Mark Harlan
Deputy Director/SWA Nona Richardson
Head Coach Lynne Roberts
Senior Assoc. AD, Communications Paul Kirk
Assoc. Dir./WBB SID Jordie Lindley
SID Phone (801) 581-8997
Cell Phone (801) 647-8174
Email jlindley@huntsman.utah.edu
Website www.utahutes.com
All-Time Record 918-439
First Year 1974-75
Pac-12 Record 53-91
Pac-12 Tournament 2-8
NCAA Record 9-17
WNIT Record 8-12

TEAM OUTLOOK

- The Utes are coming off their best season since 2012-13, placing sixth in the Conference and winning 20 games for the first time in six years. Utah, which had made three-straight postseason appearances from 2016-18, looked to be in contention for a NCAA Tournament bid after starting the season 18-1. Injuries and a seven-game losing streak, however, put a damper on Utah's season and left the Utes without an NCAA postseason appearance.
Utah welcomes back five letterwinners from last season, including senior Daneesha Provo, who started 13 games before suffering a season-ending injury. At the time of her injury, she ranked 10th in the Pac-12 in field goal percentage (.511), sixth in steals per game (2.1) and 14th in three-point field goals made per game (1.8). She returns as one of just three seniors on the team.
Senior Kiana Moore is relentless on defense, provided over 9.0 points per game and can shoot from three. She will also have to help lead a young squad that has seven underclassmen and four transfers on the roster.
Sophomore Dru Gylten returns to direct the offense after ranking fourth in the Conference in assists per set (5.5 apg), just behind former teammate Erika Bean (5.5 apg) who graduated. She was named to the Pac-12 All-Freshman team.
Utah loses Megan Huff, a program-impact player who was drafted to play in the WNBA after coming off an outstanding 2018-19 season. Utah head coach Lynne Roberts will look to a corp of five posts of which only sophomore Andrea Torres was on the playing roster last season, earning four starts. Ola Makurat will be eligible this season after sitting out last year due to NCAA transfer rules.
Freshman Kemery Martin is among the three in the incoming class joining the team this season. A top-50 prospect, she is a playmaker and should contribute immediately.

2019-20 SCHEDULE

Table with columns: Date, Opponent, TV, Time. Includes games against Cincinnati, Xavier, SOUTH DAKOTA, EASTERN WASHINGTON, Texas Southern, UTSA, ORAL ROBERTS, NEVADA, PROVIDENCE, WEBER STATE, COLORADO*, OREGON STATE*, UCLA*, USC*, CALIFORNIA*, STANFORD*, OREGON*, OREGON STATE*, Washington*, Washington State*, STANFORD*, CALIFORNIA*, ARIZONA*, ARIZONA STATE*, USC*, UCLA*, and Pac-12 Tournament at Mandalay Bay Events Center, Las Vegas, Nev.

* Pac-12 Conference game.
P12N indicates game televised on the Pac-12 Networks.
All times Mountain Standard Time & subject to change.

SERIES RECORDS

Table with columns: Opponent, Record. Includes Arizona, Arizona State, California, Colorado, Oregon, Oregon State, Stanford, UCLA, USC, Washington, Washington State.

2019-20 UTAH ROSTER

Roster table with columns: No., Name, POS, HT, YR, EXP, Hometown/High School (Last School). Lists players like Kiana Moore, Zuzanna Puc, Andrea Torres, Dru Gylten, Brynna Maxwell, Lola Pendande, Niyah Becker, Kemery Martin, Maurane Corbin, Daneesha Provo, Julie Brosseau, Aubri Noti, and Ola Makurat.

Head Coach: Lynn Roberts (Seattle Pacific 1997), 5th year
Associate Head Coach: Gavin Petersen (Hawaii Pacific 1999), 5th year
Assistant Coach: Danielle Snelgro (Utah State 2009), 5th year
Assistant Coach: Joanna Reitz (Covenant College 2004), 3rd year

Letterwinners R/L: 5/5
Newcomers: 5
Starters returning in bold



LYNNE ROBERTS
Head Coach • 5th Year at Utah
Alma Mater: Seattle Pacific, 2001
72-54 (.571) at Utah • Overall: 293-229 (.561, 17 Years)

Took over the Utah helm after a nine-year stint at Pacific, leading the Utes to three postseason appearances, the program's first 20-win season in six years and its most Pac-12 wins since joining the league ... 2019 Naismith College Coach of the Year candidate ... Voted 2014-15 West Coast Conference Co-Coach of the Year after leading the Tigers to a 20-win season ... Inherited a Pacific squad that won just 11 games combined the previous two seasons before arriving and won the Big West in 2013 ... Won the conference title twice at Division II Chico State.

ROBERTS' RECORD

Table with columns: Year, School, Overall, Conf., Place/Conf. Shows record from 02-03 to 13-14 at Chico State and 14-15 to 18-19 at Utah, including totals for Utah and career.

2018-19 RESULTS

Date	Opponent	Score	Hi Pts	Hi Reb
11/7	at Nevada	W, 74-52	(16) Edwards	(15) Edwards
11/13	ALABAMA	W, 72-62	(21) Huff	(12) Huff
11/16	LONG BEACH STATE	W, 82-59	(22) Huff	(6) Huff/Bean/Edwards
11/19	IDAHO STATE	W, 74-60	(17) Huff	(7) Huff/Bean
11/21	at Eastern Washington	W, 95-51	(19) Huff/Edwards	(10) Huff
11/26	SEATTLE	W, 89-62	(27) Provo	(12) Huff
12/1	UTAH VALLEY	W, 85-47	(20) Huff/Porter	(8) Huff
12/8	BYU	W, 78-67	(28) Huff	(15) Edwards
12/15	WEBER STATE	W, 77-56	(23) Huff	(12) Edwards
12/20	vs Florida	W, 74-58	(21) Huff	(8) Edwards
12/21	vs Hawai'i	W, 73-48	(20) Provo	(10) Huff
12/30	at Colorado*	W, 76-61	(18) Torres	(13) Huff
1/4	ARIZONA STATE*	L, 63-65	(17) Huff	(10) Huff
1/6	ARIZONA*	W, 80-64	(19) Moore	(13) Huff
1/11	at Washington State*	W, 72-68	(21) Huff	(8) Huff
1/13	at Washington*	W, 58-43	(25) Huff	(12) Huff
1/18	COLORADO*	W, 78-59	(17) Huff	(7) Gylten/Torres
1/25	CALIFORNIA*	W, 87-74	(24) Huff	(9) Huff
1/27	STANFORD*	W, 75-68	(23) Bean	(13) Huff
2/1	at Oregon*	L, 65-87	(38) Huff	(11) Huff
2/3	at Oregon State*	L, 63-71	(17) Huff	(12) Huff
2/8	USC*	L, 80-84	(24) Gylten	(10) Huff
2/10	UCLA*	L, 90-10	(23) Huff	(13) Huff
2/15	at Arizona*	L, 55-66	(21) Edwards	(10) Edwards
2/17	at Arizona State*	L, 58-60	(15) Huff	(9) Huff
2/22	WASHINGTON*	W, 88-56	(17) Huff/Moore	(10) Huff
2/24	WASHINGTON STATE*	W, 75-67	(26) Moore	(12) Huff
3/1	at UCLA*	L, 60-76	(21) Huff	(6) Torres
3/3	at USC*	LOT, 77-83	(30) Huff	(9) Huff
3/7	vs Washington ^{P12}	L, 54-64	(10) Huff/Torres	(17) Huff

* - Pac-12 Conference game; P12 - Pac-12 Tournament game.

YEAR-BY-YEAR RECORD (SINCE 1981-82)				
Year	Conf.	Place	Overall	Postseason
81-82	7-3		18-11	
82-83	11-1		22-7	NCAA 1st
83-84	9-3		19-12	WNIT
84-85	8-4		16-12	
85-86	11-1		21-8	NCAA 1st
86-87	10-2		20-7	
87-88	9-1		19-9	
88-89	9-1		24-6	NCAA 1st
89-90	6-4		20-10	NCAA 1st
90-91	9-3		20-10	NCAA 1st
91-92	10-4		22-8	
92-93	9-5		19-10	
93-94	9-5		12-14	
94-95	12-2		23-7	NCAA 2st
95-96	12-2		21-8	NCAA 1st
96-97	15-1		25-6	NCAA 2nd
97-98	11-3		21-6	NCAA 1st
98-99	12-2		21-7	WNIT 1st
99-00	11-3	1	23-8	NCAA 1st
00-01	14-0	1	28-4	NCAA S16
01-02	8-6	5	15-12	
02-03	12-2	1	24-7	NCAA 2nd
03-04	12-2	T1	24-7	
04-05	12-2	T1	26-8	NCAA 2nd
05-06	12-4	2	27-7	NCAA E8
06-07	10-6	5	19-14	WNIT 1st
07-08	16-0	1	27-5	NCAA 1st
08-09	13-3	T1	23-10	NCAA 2nd
09-10	10-6	T3	23-12	WNIT 2nd
10-11	7-9	T4	18-17	NCAA 1st
11-12	8-10	T7	16-16	WNIT 2nd
12-13	8-10	6	23-14	WNIT Final
13-14	4-14	11	12-19	
14-15	3-15	T11	9-21	
15-16	8-10	7	18-15	WNIT 3rd
16-17	5-13	T9	16-15	WNIT 1st
17-18	8-10	8	18-15	WNIT 2nd
18-19	9-9	T6	20-10	

IAC from 1974-82; HCAC from 1982-89; Western Athletic from 1990-99; Mountain West from 1999-2011; Pac-12 since 2012

2018-19 UTAH STATISTICS

Overall: 20-10, Pac-12: 9-9/T6th • Home: 13-3 • Away: 5-6 • Neutral: 2-1

#	PLAYER	G-GS	MIN-AVG	FG-FGA	FG%	3P-ATT	3P%	FT-FTA	FT%	OFF	DEF	TOT	AVG	PF-D	AST	TO	BLK	STL	PTS-AVG
05	Megan Huff	30-30	941-31.4	213-447	.477	50-135	.370	113-134	.843	87	209	296	9.9	51-0	49	74	33	44	589-19.6
	Conference-Only...	18-18	605-33.6	129-278	.464	26-82	.317	71-85	.835	43	137	180	10.0	32-0	40	45	17	27	355-19.7
23	Daneesha Provo	13-13	340-26.2	67-131	.511	24-62	.387	17-21	.810	9	17	26	2.0	21-0	14	18	0	27	175-13.5
	Conference-Only...	2-2	58-29.0	8-14	.571	3-3	1.000	3-4	.750	0	6	6	3.0	3-0	1	1	0	3	22-11.0
44	Dre'Una Edwards	26-26	596-22.9	128-237	.540	0-1	.000	45-59	.763	66	109	175	6.7	63-1	36	58	29	40	301-11.6
	Conference-Only...	15-15	319-21.3	70-125	.560	0-1	.000	25-32	.781	26	57	83	5.5	41-1	23	31	10	16	165-11.0
00	Kiana Moore	30-17	838-27.9	102-234	.436	45-113	.398	26-35	.743	19	38	57	1.9	75-2	45	44	1	26	275-9.2
	Conference-Only...	18-16	579-32.2	74-167	.443	35-78	.449	26-35	.743	14	28	42	2.3	46-2	28	33	1	16	209-11.6
10	Dru Gylten	30-30	955-31.8	85-196	.434	23-70	.329	71-94	.755	9	72	81	2.7	62-1	164	89	8	27	264-8.8
	Conference-Only...	18-18	609-33.8	60-132	.455	17-40	.425	41-58	.707	4	47	51	2.8	44-1	92	53	6	14	178-9.9
11	Erika Bean	30-30	963-32.1	75-172	.436	14-40	.350	36-46	.783	18	130	148	4.9	57-1	170	64	21	46	200-6.7
	Conference-Only...	18-18	624-34.7	48-119	.403	11-32	.344	19-24	.792	7	83	90	5.0	37-1	104	43	12	29	126-7.0
14	Andrea Torres	30-4	569-19.0	65-151	.430	31-92	.337	11-18	.611	24	67	91	3.0	47-0	15	20	13	16	172-5.7
	Conference-Only...	18-3	394-21.9	48-102	.471	23-59	.390	8-14	.571	14	42	56	3.1	32-0	12	14	9	8	127-7.1
24	Sarah Porter	29-0	408-14.1	41-98	.418	36-86	.419	10-15	.667	11	27	38	1.3	24-0	9	14	3	7	128-4.4
	Conference-Only...	17-0	264-15.5	25-65	.385	23-58	.397	4-8	.500	6	16	22	1.3	17-0	8	8	2	3	77-4.5
03	Niyah Becker	30-0	343-11.4	37-83	.446	10-30	.333	15-27	.556	18	47	65	2.2	25-0	16	31	8	7	99-3.3
	Conference-Only...	18-0	173-9.6	14-31	.452	7-17	.412	6-13	.462	6	26	32	1.8	12-0	8	17	2	1	41-2.3
01	Jordan Cruz	9-0	69-7.7	8-18	.444	6-9	.667	2-2	1.000	2	12	14	1.6	11-0	8	4	0	1	24-2.7
	Conference-Only...	0-0	0-0.0	0-0	.000	0-0	.000	0-0	.000	0	0	0	0.0	0-0	0	0	0	0	0-0.0
	TEAM									53	62	115	3.8	0					5
	Conference-Only...									30	35	65	3.6	0					4
	Total.....	30	6022	821-1767	.465	239-638	.375	346-451	.767	316	790	1106	36.9	436-5	526	421	116	241	2227-74.2
	Conference-Only...	18	3625	476-1033	.461	145-370	.392	203-273	.744	150	477	627	34.8	264-5	316	249	59	117	1300-72.2
	Opponents.....	30	6025	733-1752	.418	164-533	.308	308-436	.706	296	671	967	32.2	446-0	369	430	113	207	1938-64.6
	Conference-Only...	18	3625	471-1100	.428	103-337	.306	207-285	.726	188	435	623	34.6	261-4	238	221	75	125	1252-69.6



QUICK FACTS

Location Seattle, Wash.
Founded 1861
Enrollment 47,392
Colors Purple & Gold
Home Court Alaska Airlines Arena (10,000)
Press Row Phone (206) 543-2230
President Ana Mari Cauce
Faculty Rep Alexses Harris
Athletic Director Jennifer Cohen
Senior Assoc. AD/SWA Erin O'Connell
Head Coach Jody Wynn
Communications Dir. Jeff Bechthold
Asst. Dir./WBB SID Jeff Hoffman
SID Office/Fax (206) 543-2230/543-5000
Cell Phone (562) 305-8256
Email jhoff2@uw.edu
Website www.gohuskies.com
All-Time Record 790-499
First Year 1974-75
Pac-12 Record 338-255
Pac-12 Tournament 11-18
NCAA Record 21-19
WNIT Record 11-6
WBI Record 1-1

2019-20 SCHEDULE

Table with columns: Date, Opponent, TV, Time. Lists games from Nov 8 to Mar 8, including opponents like CSU BAKERSFIELD, TULANE, WEBER STATE, SEATTLE, SAN FRANCISCO, VANDERBILT, ARIZONA STATE, ARIZONA, UCLA, USC, STANFORD, CALIFORNIA, UTAH, COLORADO, and OREGON STATE.

* Pac-12 Conference game.
P12N indicates game televised on the Pac-12 Networks.
All times Pacific Standard Time & subject to change.

SERIES RECORDS

Table with columns: Opponent, Record. Lists series records for Arizona, Arizona State, California, Colorado, Oregon, Oregon State, Stanford, UCLA, USC, Utah, and Washington State.

TEAM OUTLOOK

- After ending the season on a run at the Pac-12 Tournament, upsetting two higher seeds, including top-10 ranked Oregon State, the Huskies come back with the majority of their squad to continue that momentum into 2019-20.
Entering her third season at the helm, head coach Jody Wynn is readying the Huskies to make moves up the league standings. With 10 letterwinners, including four starters, coming back, she will look to build on the confidence booster of beating two higher-seeded teams in Conference postseason play.
Over the last two seasons, senior Amber Melgoza has become one of the top scorers in the Pac-12, recording back-to-back 500+ point seasons.
In addition to Melgoza, three other starters are back, including junior Missy Petersen who hit the game-winning three pointer with 2.3 seconds remaining in the Pac-12 Tournament to upset No. 11 Oregon State.
This year's incoming freshman class includes the height the Huskies had been missing. Sophomore Darcy Rees (6-foot-4) and senior Mai-Loni Henson (6-foot-1) will get help in the post from 6-foot-3 freshmen JaQuaya Miller, who was the top prospect in the state of Washington, and Ali Bamberger, one of the top-10 posts in the state of California.
UW ranked 11th in points allowed and 12th in scoring, respectively, in the Conference last season. Helping on the scoring front, junior college transfer Rita Pleskevich will be looking to get Melgoza some offensive help. A point guard, she was a 2018 NJCAA All-American. Freshman Nia Lowery also adds depth and athleticism to the guard corp.

2019-20 WASHINGTON ROSTER

Roster table with columns: No., Name, POS, HT, YR, EXP, Hometown/High School (Last School). Lists players like Jaquaya Miller, Mai-Loni Henson, Amber Melgoza, Haley Van Dyke, Montana Hagstrom, Nia Lowery, Khayla Rooks, Rita Pleskevich, Ali Bamberger, T.T. Watkins, Gigi Garcia, Alexis Griggsby, Missy Peterson, and Darcy Rees.

Head Coach: Jody Wynn (USC 1996), 3rd year
Assistant Coach: Derek Wynn (Cal State Fullerton 1996), 3rd year
Assistant Coach: Michelle Augustavo-Fisher (Washington 2009), 3rd year
Assistant Coach: Paul Reed (Langston Univ. [Okla.] 1995), 3rd year

Letterwinners R/L: 10/2
Newcomers: 4
Starters returning in bold



JODY WYNN
Head Coach • 3rd Year at Washington
Alma Mater: USC, 1996
18-44 (.290) at Washington • Overall: 155-163 (.487, 10 years)

Named head coach of the Huskies on April 14, 2017 ... Eight years at Long Beach State, leading the 49ers to three-consecutive 20-win seasons, a NCAA Tournament berth and a Big West Tournament title ... Her teams also advanced to the WNIT three times ... 24 wins in 2015-16 were the most for the program since 1991 ... Coached 16 All-Big West selections, one Big West Freshman of the Year and a Big West Defensive Player of the Year ... Also spent five seasons as an assistant coach at USC, helping the Trojans to the Pac-12 Championship game and eight at Pepperdine.

WYNN'S RECORD

Table with columns: Year, School, Overall, Conf., Place/Conf. Shows record from 09-10 to 18-19, including WASH Total (2 yrs) 18-44 3-33 and Career Total (9 yrs) 155-163 66-91.

2018-19 RESULTS

Date	Opponent	Score	Hi Pts	Hi Reb
11/8	CS FULLERTON	W, 83-74	(18) Melgoza	(10) Johnson
11/11	NORTHERN ARIZONA	W, 81-59	(20) Melgoza	(10) Melgoza
11/18	at Tulane	L, 51-63	(13) Melgoza	(9) Melgoza
11/23	vs Duke	W, 71-64	(18) Melgoza	(9) Peterson
11/24	vs Fordham	L, 57-65	(21) Melgoza	(9) Henson
11/25	vs Michigan	L, 73-80	(20) Melgoza	(5) Peterson/Johnson
11/30	at Seattle	W, 69-58	(29) Melgoza	(7) Van Dyke
12/2	GEORGE MASON	W, 81-52	(20) Melgoza	(10) Johnson
12/5	OHIO STATE	W, 69-59	(28) Melgoza	(11) Johnson
12/15	MONTANA	W, 69-54	(15) Melgoza	(8) Johnson/Van Dyke
12/16	BOISE STATE	L, 69-73	(17) Peterson/Melgoza	(9) Peterson/Johnson
12/20	MISSISSIPPI STATE	L, 56-10	(11) Griggsby	(6) Van Dyke
12/30	WASHINGTON STATE*	L, 76-79	(27) Melgoza	(8) Rees
1/4	at Oregon*	L, 71-84	(26) Griggsby	(7) Johnson
1/6	at Oregon State*	L, 67-78	(20) Melgoza	(7) Melgoza
1/11	COLORADO*	W, 68-58	(15) Melgoza	(7) Peterson
1/13	UTAH*	L, 43-58	(14) Melgoza	(6) Peterson
1/18	at Stanford*	L, 54-91	(9) Peterson/Rooks	(7) Peterson
1/20	at California*	L, 70-79	(27) Melgoza	(5) Melgoza
1/25	OREGON STATE*	L, 39-86	(20) Melgoza	(4) Melgoza/Henson/Van Dyke
1/27	OREGON*	L, 57-76	(13) Peterson	(4) Van Dyke/Rees
2/1	at USC*	L, 57-82	(20) Rees	(6) Rees
2/3	at UCLA*	L, 60-76	(23) Melgoza	(6) Johnson
2/7	ARIZONA*	L, 59-69	(24) Melgoza	(8) Henson
2/9	ARIZONA STATE*	Cancelled		
2/15	at Washington State*	L, 61-94	(15) Melgoza	(7) Rees
2/22	at Utah*	L, 56-88	(21) Melgoza	(4) Peterson/Johnson/Van Dyke
2/24	at Colorado*	W, 60-46	(17) Melgoza/Henson	(8) Melgoza/Henson
3/1	CALIFORNIA*	L, 65-71	(23) Petersen	(6) Melgoza/Petersen
3/3	STANFORD*	L, 53-72	(10) Van Dyke/Johnson	(7) Johnson/Henson
3/7	vs Utah ^{P12}	W, 64-54	(23) Petersen	(8) Rees
3/8	vs Oregon State ^{P12}	W, 68-67	(21) Melgoza	(10) Rees
3/9	vs Stanford ^{P12}	L, 61-72	(32) Melgoza	(7) Petersen

* - Pac-12 Conference game; P12 - Pac-12 Tournament game.

YEAR-BY-YEAR RECORD (SINCE 1981-82)

Year	Conf.	Place	Overall	Postseason
81-82	0-4	3	16-10	
82-83	7-5	4	15-12	
83-84	8-4	4	17-8	
84-85	11-0	1	26-2	
85-86	10-2	1	24-6	
86-87	14-4	2	23-7	NCAA 2nd
87-88	16-2	1	25-5	NCAA 2nd
88-89	15-3	2	23-10	NCAA 2nd
89-90	17-1	T1	28-3	NCAA E8
90-91	15-3	2	24-5	NCAA 2nd
91-92	9-9	6	17-11	
92-93	11-7	3	17-12	NCAA 2nd
93-94	12-6	4	21-8	NCAA 2nd
94-95	13-5	2	25-9	NCAA S16
95-96	10-8	T3	16-13	
96-97	12-6	T4	17-11	NCAA 1st
97-98	9-9	T5	18-10	NCAA 1st
98-99	11-7	5	16-13	WNIT 2nd
99-00	4-14	9	8-22	
00-01	12-6	T1	22-10	NCAA E8
01-02	12-6	T2	19-12	WNIT QF
02-03	13-5	T2	22-8	NCAA 1st
03-04	9-9	6	18-13	WNIT 2nd
04-05	9-9	7	14-16	
05-06	11-7	T4	19-11	NCAA 2nd
06-07	11-7	4	18-13	NCAA 1st
07-08	8-10	6	13-18	
08-09	3-15	10	8-22	
09-10	7-11	T6	13-18	WBI 2nd
10-11	6-12	T7	11-17	
11-12	8-10	T7	20-14	WNIT QF
12-13	11-7	5	21-12	WNIT 2nd
13-14	10-8	6	20-14	WNIT QF
14-15	11-7	5	23-10	NCAA 1st
15-16	11-7	5	26-11	NCAA FF
16-17	15-3	T2	29-6	NCAA S16
17-18	1-17	12	7-23	
18-19	2-16	11	11-21	

NWBL from 1977-82; NorPac from 1982-86; Pac-12 since 1986.

2018-19 WASHINGTON STATISTICS

Overall: 11-21, Pac-12: 2-15/11th • Home: 6-9 • Away: 2-9 • Neutral: 3-3

#	PLAYER	G-GS	MIN-AVG	FG-FGA	FG%	3P-ATT	3P%	FT-FTA	FT%	OFF	DEF	TOT	AVG	PF-D	AST	TO	BLK	STL	PTS-AVG
04	Amber Melgoza	32-32	931-29.1	213-548	.389	40-130	.308	113-141	.801	37	102	139	4.3	54-2	90	94	2	41	579-18.1
	Conference-Only...	17-17	503-29.6	118-306	.386	21-69	.304	38-52	.731	20	45	65	3.8	26-0	46	47	1	17	295-17.4
44	Missy Peterson	31-25	802-25.9	108-256	.422	52-143	.364	22-27	.815	35	86	121	3.9	64-1	64	58	3	22	290-9.4
	Conference-Only...	16-12	387-24.2	47-125	.376	23-67	.343	6-6	1.000	22	39	61	3.8	30-0	33	31	1	10	123-7.7
53	Darcy Rees	32-23	661-20.7	98-230	.426	12-56	.214	26-43	.605	57	74	131	4.1	75-1	17	55	30	22	234-7.3
	Conference-Only...	17-14	379-22.3	64-146	.438	7-29	.241	15-26	.577	38	33	71	4.2	40-1	12	36	16	10	150-8.8
03	Mai-Loni Henson	32-24	745-23.3	59-175	.337	25-82	.305	22-33	.667	40	87	127	4.0	44-0	60	58	4	36	165-5.2
	Conference-Only...	17-11	376-22.1	29-79	.367	13-42	.310	14-21	.667	20	38	58	3.4	23-0	23	26	3	17	85-5.0
01	Hannah Johnson	32-9	547-17.1	57-160	.356	17-72	.236	23-30	.767	31	81	112	3.5	37-0	24	39	3	8	154-4.8
	Conference-Only...	17-3	265-15.6	20-67	.299	9-41	.220	6-8	.750	7	38	45	2.6	19-0	11	17	2	5	55-3.2
25	T.T. Watkins	20-4	345-17.3	37-82	.451	6-15	.400	16-20	.800	25	11	36	1.8	41-0	17	22	3	16	96-4.8
	Conference-Only...	10-2	186-18.6	16-44	.364	3-7	.429	4-5	.800	9	4	13	1.3	22-0	7	11	1	5	39-3.9
24	Jenna Moser	32-32	794-24.8	51-141	.362	28-84	.333	20-29	.690	31	53	84	2.6	54-0	62	69	4	44	150-4.7
	Conference-Only...	17-17	436-25.6	28-85	.329	14-48	.292	11-16	.688	17	33	50	2.9	32-0	35	39	3	22	81-4.8
15	Haley Van Dyke	32-0	477-14.9	54-114	.474	11-32	.344	18-39	.462	35	62	97	3.0	24-0	27	25	6	23	137-4.3
	Conference-Only...	17-0	232-13.6	19-48	.396	7-14	.500	14-21	.667	18	21	39	2.3	9-0	10	9	3	13	59-3.5
35	Alexis Griggsby	29-9	467-16.1	38-103	.369	22-66	.333	4-10	.400	15	24	39	1.3	40-2	19	31	5	31	102-3.5
	Conference-Only...	16-9	282-17.6	26-63	.413	16-39	.410	1-5	.200	10	16	26	1.6	26-2	7	21	4	19	69-4.3
20	Khayla Rooks	32-2	480-15.0	35-100	.350	17-58	.293	16-19	.842	14	47	61	1.9	34-0	28	38	3	13	103-3.2
	Conference-Only...	17-0	239-14.1	11-43	.256	7-23	.304	3-4	.750	6	23	29	1.7	16-0	13	11	0	9	32-1.9
12	Montana Hagstrom	20-0	151-7.6	9-34	.265	9-32	.281	1-2	.500	3	8	11	0.6	14-0	10	4	1	5	28-1.4
	Conference-Only...	11-0	115-10.5	9-27	.333	9-25	.360	1-2	.500	1	4	5	0.5	12-0	8	3	1	3	28-2.5
	TEAM									56	71	127	4.0						14
	Conference-Only...									29	37	66	3.9						10
	Total.....	32	6400	759-1943	.391	239-770	.310	281-393	.715	379	706	1085	33.9	482-6	418	507	64	261	2038-63.7
	Conference-Only...	17	3400	387-1033	.375	129-404	.319	113-166	.681	197	331	528	31.1	255-3	205	261	35	130	1016-59.8
	Opponents.....	32	6400	863-1894	.456	263-744	.353	295-434	.680	361	817	1178	36.8	452-0	532	515	94	243	2284-71.4
	Conference-Only...	17	3400	496-1003	.495	154-406	.379	141-217	.650	193	450	643	37.8	206-1	318	256	62	131	1287-75.7



QUICK FACTS

Location Pullman, Wash.
Founded 1890
Enrollment 20,286
Colors Crimson & Gray
Home Court Beasley Coliseum (11,671)
Press Row Phone (509) 335-2684
President Kirk H. Schulz
Faculty Rep Nancy Swanger
Director of Athletics Pat Chun
Associate AD/SWA Anne McCoy
Head Coach Kamie Ethridge
Sports Information Director Bill Stevens
Asst. Dir./WBB SID TBD
SID Office/Fax TBD/(509) 335-0267
Cell Phone TBD
Email ben.laskey@wsu.edu
Website www.wsucougars.com
All-Time Record 533-793
First Year 1970-71
Pac-12 Record 151-442
Pac-12 Tournament 7-18
NCAA Record 0-1
WNIT Record 4-3

TEAM OUTLOOK

- Washington State head coach Kamie Ethridge continues to build her program as she enters year two at the Cougar helm. Though the wins were hard to come by, Ethridge saw glimpses of great things to come, including sweeping rival Washington in the regular season for just the second time since the mid 1970s. The clinching win of the Apple Cup Series was a 33-point victory over the Huskies, the program's largest margin of victory over UW in the NCAA era.
WSU returns three starters and nine letterwinners in all. In addition, Ethridge continues to tap into the international pipeline the Cougs have been known for, as her first recruiting class in Pullman includes three of the four coming from overseas, including reuniting with former Northern Colorado player Krystal Leger-Walker (New Zealand), who will sit out the 2019-20 campaign due to NCAA transfer rules.
Two of the newcomers are centers measuring an average of 6-foot-4: Emma Nankervis (6-3, Mount Eliza, Australia) and Bella Murekatete (6-5, Rwanda). They join a squad that already has four student-athletes measuring 6-foot and up.
Two-time All-Pac-12 honoree Borislava Hristova returns for her final campaign. Since arriving on campus as a freshman, she has been one of the Conference's biggest offensive threats and is looking to become the program's first 2,000-point scorer. A wing, she is a difficult matchup for opponents as a deep threat with the ability to slash, which put her on the free throw line nearly 150 times last season while playing over 35 minutes per game.
Senior Chanelle Molina was on the court a lot last season, setting the program record for minutes played in season (1,131). Second on the team in scoring, she tallied nearly 500 points, while leading the team in assists.
If WSU is going to try to move up the Conference standings, Hristova and Chanelle Molina will need to get some scoring help from the veterans and the newcomers alike.

2019-20 SCHEDULE

Table with columns: Date, Opponent, TV, Time. Includes games against Pepperdine, BYU, Boise State, CSUN, Baylor, South Carolina, Indiana, Arkansas Pine-Bluff, Gonzaga, UC Irvine, Southern, Miami (Fla.), Washington*, California*, Washington*, Arizona*, Arizona State*, USC*, UCLA*, California*, Stanford*, Colorado*, Utah*, Arizona State*, Arizona*, UCLA*, USC*, Oregon*, and Pac-12 Tournament.

Mandalay Bay Events Center, Las Vegas, Nev.

* Pac-12 Conference game.
P12N indicates game televised on the Pac-12 Networks.
All times Pacific Standard Time & subject to change.

SERIES RECORDS

Table with columns: Opponent, Record. Includes Arizona (28-35), Arizona State (18-45), California (23-46), Colorado (9-6), Oregon (19-65), Oregon State (30-55), Stanford (0-63), UCLA (8-54), USC (16-47), Utah (6-16), Washington (22-72).

2019-20 WASHINGTON STATE ROSTER

Roster table with columns: No., Name, POS, HT, YR, EXP, Hometown/High School (Last School). Lists players like Michaela Jones, Emma Nankervis, Krystal Leger-Walker, Johanna Muzet, Chanelle Molina, Shir Levy, Ula Motuga, Grace Sarver, Celena Molina, Cherilyn Molina, Jovana Subasic, Borislava Hristova, and Bella Murekatete.

Head Coach: Kamie Ethridge (Texas 1986), 2nd year

Associate Head Coach: Laurie Koehn (Kansas State 2005), 2nd year

Assistant Coach: Jason Chainey (Yeronga Institute of Tafe 1996), 1st year

Assistant Coach: Camille Williams (Wisconsin 1996), 1st year

Letterwinners R/L: 9/2

Newcomers: 4

Starters returning in bold



KAMIE ETHRIDGE

Head Coach • 2nd Year at Washington State

Alma Mater: Texas, 1986

9-21 (.300) at Washington State • Overall: 92-65 (.586, 5 Years)

Named head coach of the Cougars in 2018 ... Led Northern Colorado to the 2018 NCAA Tournament, a school-record 26 games, and three 20-win campaigns in four seasons ... 2018 Big Sky Coach of the Year ... Inducted to the Women's Basketball Hall of Fame in 2002 and became the first female athlete in Texas history to have her jersey retired ... Assistant coach at Kansas State for 18 seasons, helping the team to nine NCAA Tournaments and two Big 12 titles ... Two-time All-American as a player, in 1986 won the Wade Trophy, Honda Broderick Cup and Frances Pomeroy Player of the Year award.

ETHRIDGE'S RECORD

Table with columns: Year, School, Overall, Conf., Place/Conf. Shows record at Northern Colorado (22-13) and Washington State (9-21), with WSU Total (1 yr) 9-21 4-14 and Career Total (5 yrs) 92-65 53-37.

2018-19 RESULTS

Date	Opponent	Score	Hi Pts	Hi Reb
11/6	UTAH STATE	L, 61-72	(27) Hristova	(7) Kostourkova/Hristova
11/11	SAINT MARY'S (CALIF.)	L, 64-70	(22) Swedlund	(14) Kostourkova
11/16	NEBRASKA	WOT, 87-84	(31) Hristova	(19) Kostourkova
11/18	UC DAVIS	L, 62-75	(25) Hristova	(7) Molina
11/23	at CSUN	L, 52-65	(20) Molina	(9) Kostourkova
11/24	vs Jacksonville State	W, 64-51	(18) Hristova	(11) Hristova
11/29	SAN FRANCISCO	W, 91-61	(28) Molina	(7) Subasic
12/1	BOISE STATE	W, 95-71	(30) Hristova	(12) Kostourkova
12/9	at Gonzaga	L, 53-76	(19) Hristova	(7) Kostourkova
12/19	vs Kansas	L, 63-71	(19) Molina	(10) Kostourkova
12/20	vs Wichita State	W, 85-59	(27) Hristova/Swedlund	(12) Hristova
12/30	at Washington*	W, 79-76	(38) Hristova	(9) Molina
1/4	at Oregon State*	L, 69-76	(24) Hristova	(10) Molina
1/6	at Oregon*	L, 58-98	(14) Molina	(6) Kostourkova
1/11	UTAH*	L, 68-72	(17) Molina/Swedlund	(12) Kostourkova
1/13	COLORADO*	W, 74-48	(23) Hristova	(10) Hristova
1/18	at California*	L, 63-77	(21) Hristova	(7) Molina
1/20	at Stanford*	L, 64-85	(18) Molina	(8) Kostourkova
1/25	OREGON*	L, 64-79	(29) Hristova	(11) Kostourkova
1/27	OREGON STATE*	L, 35-52	(12) Molina	(12) Hristova
2/1	at UCLA*	L, 56-83	(24) Molina	(10) Hristova
2/3	at USC*	L, 73-81	(24) Hristova	(10) Hristova
2/7	ARIZONA STATE*	L, 46-61	(11) Hristova	(8) Motuga
2/9	ARIZONA*	W, 90-88	(37) Hristova	(6) Kostourkova/Hristova
2/15	WASHINGTON*	W, 94-61	(18) Molina/Hristova	(9) Kostourkova
2/22	at Colorado*	L, 61-72	(16) Kristova	(6) Motuga
2/24	at Utah*	L, 67-75	(22) Hristova	(5) Kostourkova/Hristova
3/1	STANFORD*	L, 42-67	(10) Motuga	(6) Molina
3/3	CALIFORNIA*	L, 58-80	(21) Hristova	(6) Kostourkova
3/7	vs California ^{P12}	L, 58-77	(24) Molina	(7) Motuga

* - Pac-12 Conference games; P12 - Pac-12 Tournament game.

YEAR-BY-YEAR RECORD (SINCE 1981-82)

Year	Conf.	Place	Overall	Postseason
81-82	8-7	T2	15-14	
82-83	1-11	9	5-22	
83-84	2-10	T8	7-18	
84-85	3-8	6	9-17	
85-86	4-8	5	11-17	
86-87	2-16	10	10-18	
87-88	6-12	T6	11-17	
88-89	6-12	T8	13-15	
89-90	9-9	T4	17-11	
90-91	10-8	T4	18-11	NCAA 1st
91-92	5-13	8	12-15	
92-93	3-15	T9	7-20	
93-94	3-15	8	8-19	
94-95	9-9	6	16-11	
95-96	8-10	T6	17-12	
96-97	4-14	8	10-17	
97-98	6-12	T7	12-15	
98-99	5-13	8	11-16	
99-00	1-17	10	4-24	
00-01	6-12	9	11-17	
01-02	0-18	10	2-27	
02-03	1-17	10	2-26	
03-04	2-16	10	6-22	
04-05	2-16	9	6-22	
05-06	2-16	10	8-20	
06-07	1-17	10	5-24	
07-08	2-16	10	5-25	
08-09	4-14	T8	11-19	
09-10	2-16	9	8-22	
10-11	6-12	T7	8-23	
11-12	5-13	11	13-20	
12-13	6-12	8	11-20	
13-14	9-9	7	17-17	WNIT 1st
14-15	7-11	T7	17-15	WNIT 1st
15-16	5-13	9	14-16	
16-17	6-12	T9	16-20	WNIT QF
17-18	3-14	9	10-20	
18-19	4-14	10	9-21	

NWBL from 1977-82; NorPac from 1982-86
Pac-12 since 1986.

2018-19 WASHINGTON STATE STATISTICS

Overall: 9-21, Pac-12: 4-14/10th • Home: 6-9 • Away: 1-10 • Neutral: 2-2

#	PLAYER	G-GS	MIN-AVG	FG-FGA	FG%	3P-ATT	3P%	FT-FTA	FT%	OFF	DEF	TOT	AVG	PF-D	AST	TO	BLK	STL	PTS-AVG
45	Borislava Hristova	30-30	1065-35.5	231-486	.475	25-87	.287	110-148	.743	41	123	164	5.5	47-1	63	71	11	22	597-19.9
	Conference-Only...	18-18	641-35.6	135-278	.486	14-47	.298	63-79	.797	24	72	96	5.3	28-0	42	39	6	9	347-19.3
11	Chanelle Molina	30-30	1131-37.7	189-409	.462	61-155	.394	38-43	.884	35	129	164	5.5	51-0	154	70	11	54	477-15.9
	Conference-Only...	18-18	676-37.6	109-248	.440	38-101	.376	23-26	.885	19	86	105	5.8	31-0	88	38	11	27	279-15.5
23	Alexis Swedlund	30-30	1008-33.6	118-282	.418	70-177	.395	25-34	.735	17	50	67	2.2	66-0	31	51	4	58	331-11.0
	Conference-Only...	18-18	614-34.1	65-171	.380	35-101	.347	18-22	.818	12	33	45	2.5	38-0	18	32	0	28	183-10.2
20	Maria Kostourkova	29-29	801-27.6	83-181	.459	0-0	.000	28-53	.528	64	153	217	7.5	74-1	56	64	36	20	194-6.7
	Conference-Only...	17-17	438-25.8	44-102	.431	0-0	.000	9-21	.429	35	76	111	6.5	43-0	33	40	21	11	97-5.7
15	Ula Motuga	26-8	492-18.9	36-110	.327	16-54	.296	14-22	.636	15	67	82	3.2	38-0	39	42	17	10	102-3.9
	Conference-Only...	14-7	267-19.1	22-61	.361	8-29	.276	6-8	.750	8	35	43	3.1	17-0	24	23	7	6	58-4.1
41	Jovana Subasic	29-0	338-11.7	50-98	.510	9-18	.500	1-2	.500	11	38	49	1.7	43-1	21	19	13	4	110-3.8
	Conference-Only...	17-0	255-15.0	37-70	.529	8-14	.571	0-0	.000	5	26	31	1.8	29-1	19	14	10	3	82-4.8
13	Shir Levy	30-19	517-17.2	34-92	.370	15-39	.385	15-16	.938	5	47	52	1.7	31-1	25	29	5	5	98-3.3
	Conference-Only...	18-8	280-15.6	19-53	.358	11-28	.393	11-12	.917	3	22	25	1.4	15-0	12	11	4	5	60-3.3
02	Michaela Jones	24-4	246-10.3	10-27	.370	8-20	.400	9-13	.692	11	19	30	1.3	16-0	6	12	0	1	37-1.5
	Conference-Only...	15-4	206-13.7	10-22	.455	8-17	.471	4-8	.500	9	19	28	1.9	15-0	4	12	0	1	32-2.1
33	Cherilyn Molina	29-0	361-12.4	12-72	.167	4-43	.093	11-16	.688	10	21	31	1.1	53-0	35	26	2	20	39-1.3
	Conference-Only...	17-0	179-10.5	5-33	.152	2-24	.083	4-6	.667	4	8	12	0.7	24-0	19	12	1	11	16-0.9
22	Celena Molina	25-0	92-3.7	4-12	.333	1-5	.200	2-4	.500	8	13	21	0.8	7-0	4	3	0	4	11-0.4
	Conference-Only...	14-0	44-3.1	3-10	.300	0-3	.000	1-2	.500	5	7	12	0.9	2-0	1	1	0	3	7-0.5
	TEAM									52	53	105	3.5	0		12			
	Conference-Only...									31	28	59	3.3	0		5			
	Total.....	30	6051	767-1769	.434	209-598	.349	253-351	.721	269	713	982	32.7	426-4	434	399	99	198	1996-66.5
	Conference-Only...	18	3600	449-1048	.428	124-364	.341	139-184	.755	155	412	567	31.5	242-1	260	227	60	104	1161-64.5
	Opponents.....	30	6052	851-1898	.448	173-516	.335	288-423	.681	391	770	1161	38.7	397-0	446	372	104	189	2163-72.1
	Conference-Only...	18	3600	521-1135	.459	115-326	.353	174-252	.690	238	460	698	38.8	214-2	264	199	64	117	133-73.9



2018-19 PAC-12 WOMEN'S BASKETBALL FINAL STANDINGS

	Conference					Overall					STREAK	LAST 5	TOP 10	TOP 25	
	W	L	PCT	H	A	W	L	PCT	H	A					N
Oregon\$#^	16	2	.889	8-1	8-1	33	5	.868	16-1	12-2	5-2	L1	4-1	3-3	9-3
Stanford*^	15	3	.833	8-1	7-2	31	5	.861	15-1	10-3	6-1	L1	4-1	4-2	6-3
Oregon State^	14	4	.778	8-1	4-3	26	8	.765	17-1	6-3	3-4	L1	3-2	1-3	4-6
UCLA^	12	6	.667	5-4	5-4	22	13	.629	11-5	9-3	2-5	L1	3-2	2-6	7-8
Arizona State^	10	7	.588	6-3	4-4	22	11	.667	11-4	7-4	4-3	L1	3-2	2-7	4-8
Utah	9	9	.500	6-3	3-6	20	10	.667	13-3	5-6	2-1	L3	2-3	1-2	1-5
California^	9	9	.500	7-3	1-6	20	13	.606	10-5	7-6	3-2	L1	3-2	1-6	2-8
Arizona%	7	11	.389	5-4	2-7	24	13	.649	17-5	4-7	3-1	W6	5-0	0-7	2-8
USC	7	11	.389	5-4	2-7	17	13	.567	10-4	6-8	1-1	L1	2-3	0-5	1-9
Washington State	4	14	.222	4-3	1-10	9	21	.300	6-9	1-10	2-2	L5	0-5	0-5	0-8
Washington	2	15	.118	1-7	1-8	11	21	.344	6-9	2-9	3-3	L1	2-3	2-3	1-8
Colorado	2	16	.111	2-7	0-9	12	18	.400	10-7	1-10	1-1	L4	1-4	0-3	0-8

\$ Pac-12 regular-season champion; * Pac-12 Tournament Champion; # NCAA Final Four; ^ NCAA Tournament participant; % WNIT Champion



JOHN R. WOODEN
COACH OF THE YEAR
Kelly Graves,
Oregon



PLAYER OF THE YEAR
Sabrina Ionescu,
Oregon



FRESHMAN OF THE YEAR
Dre'Una Edwards,
Utah



DEFENSIVE PLAYER OF THE YEAR
Kristine Anigwe,
California

OREGON's first-ever trip to the NCAA Women's Final Four and ARIZONA's WNIT Championship victory in front of a record crowd, the Pac-12 continues to establish itself as one of the premiere women's basketball leagues in the country.

For the 10th time in 12 years a Pac-12 team was in the NCAA Final Four with the Ducks becoming the fifth different Pac-12 squad to advance that far since 2013. No other conference has sent as many different teams to the Final Four during that span.

With at least half the league earning a NCAA Tournament bid for the third-straight year, the Pac-12 went 11-1 in the first two rounds, the best record for a conference since 1997, while going undefeated in the first round for the third time in four years. The Pac-12 placed five teams in the Sweet 16 for the second time in three years and was the only league to have at least two teams in the Elite Eight the last four years.

Pac-12 teams won a combined 14 NCAA Tournament games in 2019, tying for the most of any conference. Since 2016, the Pac-12 has won more games (55) in the Big Dance than any other league and has the best winning percentage of any Power 5 conference (.696) during that span.

The Ducks (No. 2/Portland), OREGON STATE (No. 4/Albany) and STANFORD (No. 2/Chicago) each received a top-16 seeding, and were joined by ARIZONA STATE (No. 5/Portland), CALIFORNIA (No. 8/Greensboro) and UCLA (No. 6/Albany) in the NCAA Tournament.

Arizona recorded the best turnaround of any team in the country, going from six wins in 2018 to 24 in 2019. It marked UA's first 20-win season in eight years. Averaging over 7,200 in attendance during its WNIT run, Arizona set the Pac-12's all-time single-game attendance mark in the final (14,644).

Oregon's Sabrina Ionescu was named WBCA Wade Trophy and John R. Wooden Award Trophy winner, presented to the nation's top-collegiate women's basketball player. It marked the third time in six years a player from the Pac-12 has won the Wooden Award.

California's Kristine Anigwe was tabbed the Naismith National Defensive Player of the Year while Ionescu won the WBCA's Nancy Lieberman Award (presented to the nation's top point guard) for the second-straight year.

For the first time since 1993, three from the Pac-12 were tabbed USBWA All-Americans - Anigwe, Ionescu and Stanford's Alanna Smith. The trio were also tabbed All-Americans by the Associated Press and ESPNW.

Oregon won the Pac-12 regular-season crown for the second year in a row, while Stanford won its 13th all-time Pac-12 Tournament title which was held in Las Vegas for the first time at the MGM Grand Garden Arena.

For the first time ever, five Pac-12 teams appeared in the Associated Press final poll, with two ranked in the top 10, extending the Conference's streak of two top-10 ranked teams to five-consecutive years. For the first time ever, five Pac-12 teams are in the top 15 of the final USA Today/WBCA Coaches poll, also making the second time in three years five teams are in the final ranking. Additionally, it marks the first time three teams are ranked in the coaches' final top 10.

Five from the Pac-12 were picked in the WNBA Draft, including Smith and Anigwe, who were selected in the first round.

POSTSEASON RESULTS

NCAA TOURNAMENT

FIRST ROUND (REGIONAL)

- #4 OREGON STATE 80 vs. #13 Boise State 75 (Albany)
- #6 UCLA 89 vs. #11 Tennessee 77 (Albany)
- #2 STANFORD 79 vs. #15 UC Davis 54 (Chicago)
- #8 CALIFORNIA 92 vs. #9 North Carolina 72 (Greensboro)
- #2 OREGON 78 vs. #15 Portland State 40 (Portland)
- #5 Arizona State 60 vs. #12 Central Florida 45 (Portland)

SECOND ROUND (REGIONAL)

- #4 OREGON STATE 76 vs. #5 Gonzaga 70 (Albany)
- #6 UCLA 85 vs. #3 Maryland 80 (Albany)
- #2 STANFORD 72 vs. #7 BYU 63 (Chicago)
- #8 CALIFORNIA 63 vs. #1 Baylor 102 (Greensboro)
- #2 OREGON 91 vs. #10 Indiana 68 (Portland)
- #5 Arizona State 60 vs. #4 Miami 45 (Fla.) (Portland)

SWEET SIXTEEN (REGIONAL)

- #4 OREGON STATE 44 vs. #1 Louisville 61 (Albany)
- #6 UCLA 61 vs. #2 Connecticut 69 (Albany)
- #2 STANFORD 55 vs. #11 Missouri State 46 (Chicago)
- #2 OREGON 63 vs. #6 South Dakota State 53 (Portland)
- #5 Arizona State 53 vs. #1 Mississippi 76 (Portland)

ELITE EIGHT (REGIONAL)

- #2 STANFORD 68 vs. #1 Notre Dame 84 (Chicago)
- #2 OREGON 88 vs. #1 Mississippi State 84 (Portland)

FINAL FOUR (TAMPA, FLA)

- #2 OREGON 67 vs. #1 Baylor 72

WNIT

- Idaho State 56 at ARIZONA 66 (First Round)
- Pacific 48 at ARIZONA 64 (Second Round)
- Idaho 60 at ARIZONA 68 (Third Round)
- Wyoming 45 at ARIZONA 67 (Quarterfinal)
- TCU 53 at ARIZONA 59 (Semifinal)
- Northwestern 42 at ARIZONA 56

FINAL NATIONAL RANKINGS

	AP	WBCA
Stanford	6	7
Oregon	7	4
Oregon State	11	10
UCLA	20	14
Arizona State	23	--

PAC-12

PLAYERS OF THE WEEK

- Feb. 25 PLAYER: Reece Caldwell, CAL
FRESHMAN: McKenzie Forbes, CAL
- Feb. 18 PLAYER: Alanna Smith, STAN
FRESHMAN: Dre'Una Edwards, UTAH
- Feb. 11 PLAYER: Sabrina Ionescu, ORE
FRESHMAN: Dre'Una Edwards, UTAH
- Feb. 4 PLAYER: Kristine Anigwe, CAL
FRESHMAN: Shalexus Aaron, USC
- Jan. 28 PLAYER: Megan Huff, UTAH
FRESHMAN: Cate Rees, ARIZ
- Jan. 21 PLAYER: Kristine Anigwe, CAL
FRESHMAN: Cate Rees
- Jan. 14 PLAYER: Alanna Smith, STAN
FRESHMAN: Dre'Una Edwards, UTAH
- Jan. 7 PLAYER: Aari McDonald, ARIZ
FRESHMAN: Dru Gylten, UTAH
- Dec. 31 PLAYER: Borislava Hristova, WSU
FRESHMAN: Andrea Torres, UTAH
- Dec. 24 PLAYER: Sabrina Ionescu, ORE
FRESHMAN: Lacie Hull, STAN
- Dec. 17 PLAYER: Alanna Smith, STAN
FRESHMAN: Dre'Una Edwards, UTAH
- Dec. 10 PLAYER: Megan Huff, UTAH
FRESHMAN: Dru Gylten, UTAH
- Dec. 3 PLAYER: Aari McDonald, ARIZ
FRESHMAN: Peanut Tuitele
- Nov. 26 PLAYER: Kristine Anigwe, CAL
FRESHMAN: Cate Rees, ARIZ
- Nov. 19 PLAYER: Aari McDonald, ARIZ
FRESHMAN: Dre'Una Edwards, UTAH
- Nov. 12 PLAYER: Kristine Anigwe, CAL
FRESHMAN: Dre'Una Edwards, UTAH

2018-19 PAC-12 CONFERENCE HONORS

ALL-PAC-12 TEAM

Name	School	Pos.	Yr.	Hometown
Kristine Anigwe ****	California	C/F	Sr.	Phoenix, Ariz.
Maite Cazorla **	Oregon	G	Sr.	Las Palmas, Spain
DiJonai Carrington	Stanford	G	Jr.	San Diego, Calif.
Ruthy Hebard ***	Oregon	F	Jr.	Fairbanks, Alaska
Borislava Hristova **	Washington State	F	R-Jr.	Varna, Bulgaria
Megan Huff **	Utah	F	Sr.	Federal Way, Wash.
Kianna Ibis **	Arizona State	F	Sr.	Omaha, Neb.
Sabrina Ionescu ***	Oregon	G	Jr.	Walnut Creek, Calif.
Aari McDonald	Arizona	G	R-So.	Fresno, Calif.
Michaela Onyenwere	UCLA	F	So.	Aurora, Calif.
Mikayla Pivec	Oregon State	G	Jr.	Lynwood, Wash.
Satou Sabally	Oregon	F	So.	Berlin, Germany
Destiny Slocum	Oregon State	G	R-So.	Meridian, Idaho
Alana Smith **	Stanford	F	Sr.	Melbourne, Victoria, Australia
Kiana Williams	Stanford	G	So.	San Antonio, Texas

two-time All-Pac-12 honoree; ***three-time All-Pac-12 honoree; *four-time All-Pac-12 honoree.*

HONORABLE MENTION (receiving at least one point): Erin Boley, ORE (R-So., F); Kennedy Burke, UCLA (Sr., G); Courtney Ekmark, ASU (R-Sr., G); Aleah Goodman, OSU (So., G); Aliyah Mazyck, USC (Sr., G); Amber Melgoza, WASH (Jr., G); Chanelle Molina, WSU (Jr., G); Mariya Moore, USC (R-Sr., G); Minyon Moore, USC (Jr., G); Alexis Robinson, COLO (Sr., G).

ALL-FRESHMAN TEAM

Name	School	Pos.	Hometown
Lindsey Corsaro	UCLA	G	Indianapolis, Ind
Dre'Una Edwards	Utah	G/F	Las Vegas, Nev.
Dru Glytten	Utah	G	Rapid City, S.D.
Lacie Hull	Stanford	F	Spokane, Wash.
Cate Rees	Arizona	F	Cypress, Texas

HONORABLE MENTION (receiving at least one point): Taylor Chavez, ORE (Fr., G); McKenzie Forbes, CAL (Fr., G); Lexie Hull, STAN (Fr., F); Iris Mbulito, ASU (G, Fr.); Andrea Torres, UTAH (Fr., F); Peanut Tuitele, COLO (Fr., F).

ALL-DEFENSIVE TEAM

Name	School	Pos.	Yr.	Hometown
Kristine Anigwe****	California	C/F	Sr.	Phoenix, Ariz.
Kennedy Burke	UCLA	G	Sr.	Northridge, Calif.
Aliyah Mazyck**	USC	G	Sr.	Charlotte, N.C.
Aari McDonald	Arizona	G	R-So.	Fresno, Calif.
Minyon Moore	USC	G	Jr.	Hercules, Calif.
Alanna Smith	Stanford	F	Sr.	Melbourne, Victoria, Australia

*** two-time All-Defensive team honoree; ****four-time All-Defensive team honoree.*

HONORABLE MENTION (receiving at least one point): Kristine Anigwe, CAL (Jr., F); Kennedy Burke, UCLA (Jr., G); Maite Cazorla, ORE (Jr., G); Mikayla Cowling, CAL (Sr., G/F); Kaylee Johnson, STAN (Sr., F); Kennedy Leonard, COLO (Jr., G); Katie McWilliams, OSU (Jr., G); Emily Potter, UTAH (Sr., F); Robbi Ryan, ASU (So., G); Marta Sniezek, STAN (Jr., G).

ACADEMIC ALL-PAC-12 TEAM

First Team	Yr.	GPA	Major
Jenna Moser, WASH	Gr.	3.87	Intercollegiate Athletic Leadership
Mikayla Pivec, OSU	Jr.	3.93	BioHealth Science
Jamie Ruden, ASU	Jr.	4.00	Psychology
Jovana Subasic, WSU	R-So.	3.98	International Business
Sam Thomas, ARIZ	So.	4.00	Psychology
Second Team	Yr.	GPA	Major
Erin Boley, ORE	R-So.	3.66	Product Design
Dru Glytten, UTAH	R-Fr.	3.93	Undeclared
Maria Kostourkova, WSU	Sr.	3.71	Digital Technology and Culture
Katie McWilliams, OSU	Sr.	3.79	Kinesiology
Destiny Slocum, OSU	R-So.	3.69	Digital Communications

HONORABLE MENTION: Lucia Alonso, JR, ARIZ; Erika Bean, SR, UTAH; Mikaela Brewer, JR, STAN; DiJonai Carrington, JR, STAN; Shannon Coffee, SR, STAN; Taya Corosdale, SO, OSU; Lindsey Corsaro, RS FR, UCLA; Maya Dodson, SO, STAN; Nadia Fingall, JR, STAN; Lydia Giomi, RS SO, ORE; Aleah Goodman, SO, OSU; Ruthy Hebard, JR, ORE; Mai-Loni Henson, JR, WASH; Chantel Horvat, SO, UCLA; Kianna Ibis, SR, ASU; Annika Jank, SO, COLO; Alyssa Jerome, SO, STAN; Hannah Johnson, GR, WASH; Charnea Johnson-Chapman, SR, ASU; Aubrey Knight, SO, COLO; Kennedy Leonard, SR, COLO; Amber Melgoza, JR, WASH; Lauryn Miller, SO, UCLA; Minyon Moore, JR, USC; Estella Moschkau, SO, STAN; Michaela Onyenwere, SO, UCLA; Reili Richardson, JR, ASU; Khayla Rooks, SO, WASH; Kiara Russell, JR, ASU; Robbi Ryan, JR, ASU; Satou Sabally, SO, ORE; Alanna Smith, SR, STAN; Kianna Smith, SO, CAL; Tee Tee Starks, SR, ARIZ; Alexis Swedlund, SR, WSU; Janessa Thropay, JR, OSU; Kiana Williams, SO, STAN; Anna Wilson, JR, STAN.

PAC-12 SCHOLAR-ATHLETE OF THE YEAR

Alanna Smith, Stanford



2018-19 NATIONAL HONORS

WADE TROPHY WINNER

Sabrina Ionescu, Oregon

NANCY LIEBERMAN AWARD

Sabrina Ionescu, Oregon

NAISMITH DEFENSIVE PLAYER OF THE YEAR

Kristine Anigwe, California

JOHN R. WOODEN AWARD TROPHY

Sabrina Ionescu, Oregon

WBCA ALL-AMERICAN

Sabrina Ionescu, Oregon

Alanna Smith, Stanford

Kristine Anigwe, California - honorable mention

Ruthy Hebard, Oregon - honorable mention

Megan Huff, Utah - honorable mention

Aarion McDonald, Arizona - honorable mention

Michaela Onyenwere, UCLA - honorable mention

Mikayla Pivec, Oregon State - honorable mention

Satou Sabally, Oregon - honorable mention

Destiny Slocum, Oregon State - honorable mention

AP ALL-AMERICAN

Sabrina Ionescu, Oregon - first team

Kristine Anigwe, California - second team

Alanna Smith, Stanford - second team

Ruthy Hebard, Oregon - honorable mention

Aari McDonald, Arizona - honorable mention

Destiny Slocum, Oregon State - honorable mention

USBWA ALL-AMERICAN

Sabrina Ionescu, Oregon - first team

Kristine Anigwe, California - second team

Alanna Smith, Stanford - third team

ESPNW ALL-AMERICAN

Sabrina Ionescu, Oregon - first team

Kristine Anigwe, California - second team

Alanna Smith, Stanford - second team

WBCA ALL-REGION 5

All-American Finalists

Kristine Anigwe, California

Ruthy Hebard, Oregon

Megan Huff, Utah

Sabrina Ionescu, Oregon

Aari McDonald, Arizona

Michaela Onyenwere, UCLA

Mikayla Pivec, Oregon State

Satou Sabally, Oregon

Destiny Slocum, Oregon State

Alanna Smith, Stanford

NCAA TOURNAMENT ALL-REGION

Alanna Smith, Stanford (Chicago)

Kianna Williams, Stanford (Chicago)

Sabrina Ionescu, Oregon (Portland)

WADE WATCH LIST

Kristine Anigwe, California

Ruthy Hebard, Oregon

Sabrina Ionescu, Oregon

Satou Sabally, Oregon

Destiny Slocum, Oregon State

Alanna Smith, Stanford

NAISMITH TROPHY WATCH LIST

Kristine Anigwe, California (semifinalist)

Ruthy Hebard, Oregon

Sabrina Ionescu, Oregon (semifinalist)

Kennedy Leonard, Colorado

Mariya Moore, USC

Satou Sabally, Oregon

Destiny Slocum, Oregon State

Alanna Smith, Stanford (semifinalist)

Kiana Williams, Stanford

ESPNW TOP 25 PLAYERS

1. Sabrina Ionescu, Oregon

ESPNW Preseason Player of the Year

10. Ruthy Hebard, Oregon

15. Destiny Slocum, Oregon State

16. Kristine Anigwe, California

23. Alanna Smith, Stanford

AP PRESEASON ALL-AMERICAN

Sabrina Ionescu, Oregon

NANCY LIEBERMAN AWARD WATCH LIST (PG)

Sabrina Ionescu, Oregon (pre/top 10)

Destiny Slocum, Oregon State (pre/top 10)

Kennedy Leonard, Colorado (preseason)

ANN MEYERS DRYSDALE AWARD WATCH LIST (Shooting Guard)

Aari McDonald, ARIZ (pre/top 10)

Kennedy Burke, UCLA (preseason)

Aliyah Mazyck, USC (preseason)

Amber Melgoza, Washington (preseason)

Kiana Williams, Stanford (pre/top 10)

CHERYL MILLER AWARD WATCH LIST (Small Forward)

Borislava Hristova, Washington State (pre/top 10)

Katie McWilliams, Oregon State (preseason)

Satou Sabally, Oregon (pre/top 10)

KATRINA MCCLAIN AWARD WATCH LIST (Power Forward)

Ruthy Hebard, Oregon (pre/top 10)

Megan Huff, Utah (pre/top 10)

Kianna Ibis, Arizona State (preseason)

Alanna Smith, Stanford (pre/top 10)

LISA LESLIE AWARD WATCH LIST (Center)

Kristine Anigwe, California (pre/top 10)

ESPNW NATIONAL PLAYER OF THE WEEK

Nov. 12 - Kristine Anigwe, CAL

Dec. 18 - Alanna Smith, STAN

Dec. 26 - Sabrina Ionescu, ORE

Feb. 25 - Aleah Goodman, OSU

Mar. 3 - Kristine Anigwe, CAL

USBWA NATIONAL PLAYER OF THE WEEK

Dec. 18 - Alanna Smith, STAN

Dec. 26 - Sabrina Ionescu, ORE

Feb. 12 - Sabrina Ionescu, ORE

Mar. 3 - Kristine Anigwe, CAL

NAISMITH TROPHY NATIONAL PLAYER OF THE WEEK

Feb. 19 - Alanna Smith, STAN

NAISMITH WOMEN'S

COLLEGE COACH OF THE YEAR - Semifinalist

Kelly Graves, Oregon

Scott Rueck, Oregon State

Lynne Roberts, Utah

Tara VanDerveer, Stanford

JOHN R. WOODEN AWARD

Late season watch list

Kristine Anigwe, California

Ruthy Hebard, Oregon

Sabrina Ionescu, Oregon

Destiny Slocum, Oregon State

Alanna Smith, Stanford

NAISMITH PLAYER OF THE YEAR - Finalist

Kristine Anigwe, California

Sabrina Ionescu, Oregon

Alanna Smith, Stanford

NAISMITH WOMEN'S

COLLEGE COACH OF THE YEAR - Semifinalist

Kelly Graves, Oregon

NAISMITH WOMEN'S DEFENSIVE

PLAYER OF THE YEAR - Semifinalist

Kristine Anigwe, California

JOHN R. WOODEN AWARD

National Ballot

Kristine Anigwe, California

Sabrina Ionescu, Oregon

Alanna Smith, Stanford

DAWN STALEY AWARD WATCH LIST

Sabrina Ionescu, Oregon (Finalist)

NANCY LIEBERMAN AWARD FINALIST (PG)

Sabrina Ionescu, Oregon

Destiny Slocum, Oregon State

ANN MEYERS DRYSDALE AWARD FINALLIST

(Shooting Guard)

Kiana Williams, Stanford

CHERYL MILLER AWARD FINALIST

(Small Forward)

Satou Sabally, Oregon

KATRINA MCCLAIN AWARD FINALIST

(Power Forward)

Ruthy Hebard, Oregon

Alanna Smith, Stanford

LISA LESLIE AWARD FINALIST (Center)

Kristine Anigwe, California

SCORING

##	Player-Team	CI	G	FG	3FG	FT	Pts	Avg/G
1.	Aari McDonald-ARIZ	R-SO	37	311	65	203	890	24.1
2.	Kristine Anigwe-CAL	SR	33	278	7	179	742	22.5
3.	Borislava Hristova-WSU	R-JR	30	231	25	110	597	19.9
4.	Sabrina Ionescu-ORE	JR	38	270	94	121	755	19.9
5.	Megan Huff-UTAH	SR	30	213	50	113	589	19.6
6.	Alanna Smith-STAN	SR	36	263	81	92	699	19.4
7.	Michaela Onyenwere-UCLA	SO	35	254	20	114	642	18.3
8.	Amber Melgoza-WASH	JR	32	213	40	113	579	18.1
9.	Satou Sabally-ORE	SO	38	230	81	91	632	16.6
10.	Ruthy Hebard-ORE	JR	37	246	0	103	595	16.1
11.	Chanelle Molina-WSU	JR	30	189	61	39	478	15.9
12.	Destiny Stocum-OSU	R-FR	34	193	67	72	525	15.4
	Kennedy Burke-UCLA	SR	34	199	24	101	523	15.4
14.	Aliyah Mazyck-USC	SR	24	128	51	59	366	15.3
15.	Mikayla Pivec-OSU	SR	34	190	25	113	518	15.2

REBOUNDING

##	Player-Team	CI	G	OFF	DEF	TOT	Avg/G
1.	Kristine Anigwe-CAL	SR	33	180	353	533	16.2
2.	Megan Huff-UTAH	SR	30	87	209	296	9.9
3.	Mikayla Pivec-OSU	JR	34	85	229	314	9.2
4.	Ruthy Hebard-ORE	JR	37	106	229	335	9.1
5.	Lajahna Drummer-UCLA	SR	34	116	177	293	8.6
6.	Alanna Smith-STAN	SR	36	74	235	309	8.6
7.	Michaela Onyenwere-UCLA	SO	35	145	153	298	8.5
8.	Taya Corosdale-OSU	SO	34	50	214	264	7.8
9.	Maria Kostourkova-WSU	SR	29	64	153	217	7.5
	Dijonai Carrington-STAN	JR	36	68	201	269	7.5
11.	Sabrina Ionescu-ORE	JR	38	61	221	282	7.4
12.	Charnea Johnson-Chapman-ASU	SR	33	99	127	226	6.9
13.	Cate Reese-ARIZ	FR	37	66	184	250	6.8
14.	Dre-Una Edwards-UTAH	FR	26	66	109	175	6.7
15.	Mya Hollingshed-COLO	SO	30	66	131	197	6.6

FIELD GOAL PCT (Min. 5.0 made per game)

##	Player-Team	CI	G	FG	FGA	Pct.
1.	Ruthy Hebard-ORE	JR	37	246	367	.670
2.	Mikayla Pivec-OSU	JR	34	190	361	.526
3.	Alanna Smith-STAN	SR	36	263	511	.515
4.	Kristine Anigwe-CAL	SR	33	278	547	.508
5.	Satou Sabally-ORE	SO	38	230	455	.505
6.	Kennedy Burke-UCLA	SR	34	199	408	.488
7.	Megan Huff-UTAH	SR	30	213	447	.477
8.	Borislava Hristova-WSU	R-JR	30	231	486	.475
9.	Michaela Onyenwere-UCLA	SO	35	254	536	.474
10.	Kianna Ibis-ASU	SR	33	190	411	.462
	Chanelle Molina-WSU	JR	30	189	409	.462

ASSISTS

##	Player-Team	CI	G	Assists	Avg/G
1.	Sabrina Ionescu-ORE	JR	38	311	8.2
2.	Minyon Moore-USC	JR	28	166	5.9
3.	Erika Bean-UTAH	SR	30	170	5.7
4.	Dru Gylten-UTAH	R-FR	30	164	5.5
5.	Chanelle Molina-WSU	JR	30	154	5.1
6.	Reili Richardson-ASU	JR	33	164	5.0
7.	Japreece Dean-UCLA	SR	35	171	4.9
8.	Kiana Williams-STAN	SO	36	169	4.7
9.	Aari McDonald-ARIZ	R-SO	37	172	4.6
	Recee' Caldwell-CAL	GR	33	151	4.6

FREE THROW PCT (Min. 2.5 made per game)

##	Player-Team	CI	G	FTM	FTA	Pct.
1.	Japreece Dean-UCLA	SR	35	107	116	.922
2.	Sabrina Ionescu-ORE	JR	38	121	137	.883
3.	Megan Huff-UTAH	SR	30	113	134	.843
4.	Michaela Onyenwere-UCLA	SO	35	114	137	.832
5.	Amber Melgoza-WASH	JR	32	113	141	.801
6.	Mariya Moore-USC	SR	30	78	100	.780
7.	Minyon Moore-USC	JR	28	144	186	.774
8.	Aari McDonald-ARIZ	R-SO	37	203	269	.755
9.	Borislava Hristova-WSU	R-JR	30	110	148	.743
10.	Kennedy Burke-UCLA	SR	34	101	138	.732

STEALS

##	Player-Team	CI	G	Steals	Avg/G
1.	Minyon Moore-USC	JR	28	74	2.6
	Aari McDonald-ARIZ	R-SO	37	96	2.6
3.	Aliyah Mazyck-USC	SR	24	56	2.3
4.	Kennedy Burke-UCLA	SR	34	69	2.0
5.	Alexys Swedlund-WSU	SR	30	58	1.9
6.	Chanelle Molina-WSU	JR	30	54	1.8
7.	Sam Thomas-ARIZ	SO	37	60	1.6
8.	Dre'Una Edwards-UTAH	FR	26	40	1.5
	Erika Bean-UTAH	SR	30	46	1.5
	Megan Huff-UTAH	SR	30	44	1.5
	Lacie Hull-STAN	FR	36	53	1.5

3-POINT FG PCT (Min. 1.0 made per game)

##	Player-Team	CI	G	3FG	FGA	Pct.
1.	Erin Boley-ORE	R-SO	37	106	245	.433
2.	Shalexuss Aaron-USC	R-FR	28	41	97	.423
3.	Sabrina Ionescu-ORE	JR	37	89	211	.422
4.	Sarah Porter-UTAH	GR	29	36	86	.419
5.	Satou Sabally-ORE	SO	36	77	185	.416
6.	Maite Cazorla-ORE	SR	37	58	143	.406
7.	Kiana Moore-UTAH	JR	30	45	113	.398
8.	Alanna Smith-STAN	SR	36	81	204	.397
9.	Aleah Goodman-OSU	SO	34	74	188	.394
10.	Chanelle Molina-WSU	JR	29	59	150	.393
	Alexys Swedlund-WSU	SR	29	68	173	.393

3-POINT FG MADE

##	Player-Team	CI	G	3FG	Avg/G
1.	Erin Boley-ORE	R-SO	38	108	2.8
2.	Kiana Williams-STAN	SO	36	91	2.5
	Sabrina Ionescu-ORE	JR	38	94	2.5
4.	Alexys Swedlund-WSU	SR	30	70	2.3
	Alanna Smith-STAN	SR	36	81	2.3
6.	Aleah Goodman-OSU	SO	34	74	2.2
7.	Aliyah Mazyck-USC	SR	24	51	2.1
	Satou Sabally-ORE	SO	38	81	2.1
	Courtney Ekmark-ASU	R-SR	33	68	2.1
10.	Chanelle Molina-WSU	R-FR	30	61	2.0
	Mariya Moore-USC	SR	30	59	2.0
	Destiny Stocum-OSU	R-SO	34	67	2.0

BLOCKED SHOTS

##	Player-Team	CI	G	Blks	Avg/G
1.	Alanna Smith-STAN	SR	36	78	2.2
2.	Kristine Anigwe-CAL	SR	33	57	1.7
3.	Sam Thomas-ARIZ	SO	37	50	1.4
4.	Maria Kostourkova-WSU	SR	29	36	1.2
	Joanna Grymek-OSU	SR	34	41	1.2
6.	Dre-Una Edwards-UTAH	FR	26	29	1.1
	Megan Huff-UTAH	SR	30	33	1.1
8.	Michaela Onyenwere-UCLA	SO	35	33	0.9
	Satou Sabally-ORE	SO	38	35	0.9
	Asiah Jones-USC	R-SO	26	24	0.9
	Darcy Rees-WASH	FR	32	29	0.9
	Kennedy Burke-UCLA	SR	34	31	0.9

ASSIST/TURNOVER RATIO (Min. 2.0 assists/game)

##	Player-Team	CI	G	Asst	Turn	Ratio
1.	Reili Richardson-ASU	JR	33	164	45	3.6
2.	Sabrina Ionescu-ORE	JR	38	311	96	3.2
3.	Maite Cazorla-ORE	SR	38	165	54	3.1
4.	Minyon Moore-USC	JR	28	166	62	2.7
	Erika Bean-UTAH	SR	30	170	64	2.7
6.	Chanelle Molina-WSU	JR	30	154	70	2.2
7.	Asha Thomas-CAL	SR	33	124	61	2.0
8.	Kiana Williams-STAN	SO	36	169	85	2.0
9.	Dru Gylten-UTAH	R-FR	30	164	89	1.8
	Recee' Caldwell-CAL	GR	33	151	86	1.8

OFFENSIVE REBOUNDS

##	Player-Team	CI	G	No.	Avg/G
1.	Kristine Anigwe-CAL	SR	33	180	5.5
2.	Michaela Onyenwere-UCLA	SO	35	145	4.1
3.	Lajahna Drummer-UCLA	SR	34	116	3.4
4.	Charnea Johnson-Chapman-ASU	SR	33	99	3.0
5.	Kennedy Burke-UCLA	SR	34	101	3.0
6.	Megan Huff-UTAH	SR	30	87	2.9
	Ruthy Hebard-ORE	JR	37	106	2.9
8.	Dre'Una Edwards-UTAH	FR	26	66	2.5
	Mikayla Pivec-OSU	JR	34	85	2.5
10.	Peanut Tuitele-COLO	FR	26	61	2.3

DEFENSIVE REBOUNDS

##	Player-Team	CI	G	No.	Avg/G
1.	Kristine Anigwe-CAL	SR	33	353	10.7
2.	Megan Huff-UTAH	SR	30	209	7.0
3.	Mikayla Pivec-OSU	JR	34	229	6.7
4.	Alanna Smith-STAN	SR	36	235	6.5
5.	Taya Corosdale-OSU	SO	34	214	6.3
6.	Ruthy Hebard-ORE	JR	37	229	6.2
7.	Sabrina Ionescu-ORE	JR	38	221	5.8
8.	Dijonai Carrington-STAN	JR	36	201	5.6
9.	Aari McDonald-ARIZ	R-SO	37	199	5.4
10.	Maria Kostourkova-WSU	SR	29	153	5.3

MINUTES PLAYED

##	Player-Team	CI	G	Minutes	Avg/G
1.	Chanelle Molina-WSU	JR	30	1132	37.7
2.	Minyon Moore-USC	JR	28	1041	37.2
3.	Sabrina Ionescu-ORE	JR	38	1369	36.0
4.	Aari McDonald-ARIZ	R-SO	37	1324	35.8
5.	Borislava Hristova-WSU	R-JR	30	1063	35.4
6.	Kristine Anigwe-CAL	SR	33	1143	34.6
7.	Asha Thomas-CAL	SR	33	1138	34.5
	Kiana Williams-STAN	SO	36	1241	34.5
9.	Japreece Dean-UCLA	SR	35	1205	34.4
10.	Recee' Caldwell-CAL	GR	33	1131	34.3



SCORING OFFENSE	G	Pts	Avg/G
1. Oregon	38	3227	84.9
2. Oregon State	34	2553	75.1
3. Utah	30	2227	74.2
4. Stanford	36	2667	74.1
5. UCLA	35	2581	73.7
6. California	33	2399	72.7
7. USC	30	2097	69.9
8. Arizona	37	2516	68.0
9. Washington State	30	1996	66.5
10. Arizona State	33	2159	65.4
11. Colorado	30	1933	64.4
12. Washington	32	2038	63.7

SCORING DEFENSE	G	Pts	Avg/G
1. Arizona State	33	1922	58.2
2. Arizona	37	2245	60.7
3. Stanford	36	2192	60.9
4. Oregon State	34	2082	61.2
5. Oregon	38	2393	63.0
6. Utah	30	1938	64.6
7. USC	30	2009	67.0
8. Colorado	30	2041	68.0
9. UCLA	35	2407	68.8
10. California	33	2310	70.0
11. Washington	32	2284	71.4
12. Washington State	30	2163	72.1

SCORING MARGIN	OFF	DEF	Margin
1. Oregon	84.9	63.0	+21.9
2. Oregon State	75.1	61.2	+13.9
3. Stanford	74.1	60.9	+13.2
4. Utah	74.2	64.6	+9.6
5. Arizona	68.0	60.7	+7.3
6. Arizona State	65.4	58.2	+7.2
7. UCLA	73.7	68.8	+4.9
8. USC	69.9	67.0	+2.9
9. California	72.7	70.0	+2.7
10. Colorado	64.4	68.0	-3.6
11. Washington State	66.5	72.1	-5.6
12. Washington	63.7	71.4	-7.7

FREE THROW PCT	FTM	FTA	Pct
1. Utah	346	451	.767
2. Oregon	435	568	.766
3. UCLA	492	669	.735
4. Oregon State	381	522	.730
5. Washington State	253	351	.721
6. Washington	281	393	.715
7. California	394	557	.707
8. Colorado	343	488	.703
9. Stanford	365	522	.699
10. USC	428	615	.696
11. Arizona	402	578	.696
12. Arizona State	327	488	.670

FIELD GOAL PCT	FG	FGA	Pct
1. Oregon	1209	2412	.501
2. Oregon State	946	2009	.471
3. Utah	821	1767	.465
4. California	883	1990	.444
5. Stanford	991	2244	.442
6. Arizona	939	2165	.434
7. Washington State	767	1769	.434
8. Arizona State	817	1945	.420
9. UCLA	957	2312	.414
10. USC	741	1801	.411
11. Washington	759	1943	.391
12. Colorado	702	1810	.388

FIELD GOAL PCT DEFENSE	FG	FGA	Pct
1. Stanford	786	2194	.358
2. Oregon State	790	2195	.360
3. Arizona	800	2114	.378
4. Oregon	911	2285	.399
5. Arizona State	724	1794	.404
6. Colorado	750	1793	.418
7. Utah	733	1752	.418
8. UCLA	881	2104	.419
9. USC	720	1692	.426
10. California	877	2036	.431
11. Washington State	851	1898	.448
12. Washington	863	1894	.456

3-PT FIELD GOAL PCT	FG	FGA	Pct
1. Oregon	374	901	.415
2. Oregon State	280	745	.376
3. Utah	239	637	.375
4. California	239	673	.355
5. Washington State	209	598	.349
6. Stanford	320	920	.348
7. Arizona	236	726	.325
8. Arizona State	198	613	.323
9. Washington	239	770	.310
10. UCLA	175	571	.306
11. USC	187	611	.306
12. Colorado	186	654	.284

3-PT FG PCT DEFENSE	FG	FGA	Pct
1. Oregon State	201	674	.298
2. Arizona State	142	471	.301
3. Oregon	244	796	.307
4. Utah	164	533	.308
5. Arizona	235	759	.310
6. UCLA	214	677	.316
7. Stanford	248	764	.325
8. Washington State	173	516	.335
9. USC	214	615	.348
10. Washington	263	744	.353
11. California	216	606	.356
12. Colorado	221	619	.357

REBOUNDING OFFENSE	G	Reb	Avg/G
1. Oregon State	34	1428	42.0
2. UCLA	35	1456	41.6
3. Stanford	36	1459	40.5
4. Colorado	30	1170	39.0
5. California	33	1283	38.9
6. Arizona State	33	1267	38.4
7. Oregon	38	1436	37.8
8. Utah	30	1106	36.9
9. Arizona	37	1316	35.6
10. USC	30	1044	34.8
11. Washington	32	1084	33.9
12. Washington State	30	982	32.7

REBOUNDING MARGIN	Team	Opp	Margin
1. Oregon State	1428	1115	+9.2
2. Oregon	1436	1167	+7.1
3. California	1282	1082	+6.1
4. UCLA	1456	1249	+5.9
5. Arizona State	1267	1073	+5.9
6. Stanford	1459	1254	+5.7
7. Utah	1106	967	+4.6
8. Colorado	1170	1109	+2.0
9. Arizona	1316	1350	-0.9
10. USC	1039	1082	-1.4
11. Washington	1085	1178	-2.9
12. Washington State	982	1161	-6.0

BLOCKED SHOTS	G	Blocks	Avg/G
1. Stanford	36	178	4.9
2. UCLA	35	146	4.2
3. Arizona	37	146	4.0
4. Utah	30	116	3.9
5. Oregon State	34	126	3.7
6. California	33	115	3.5
7. Colorado	30	106	3.5
8. Washington State	30	99	3.3
9. Arizona State	33	101	3.1
10. Oregon	38	106	2.8
11. USC	30	83	2.8
12. Washington	32	64	2.0

ASSISTS	G	Assts	Avg/G
1. Oregon	38	717	18.9
2. Utah	30	526	17.5
3. Oregon State	34	545	16.0
4. Arizona State	33	519	15.7
5. California	33	511	15.5
6. Stanford	36	547	15.2
7. USC	30	436	14.5
8. Washington State	30	434	14.5
9. UCLA	35	487	13.9
10. Washington	32	418	13.1
11. Arizona	37	482	13.0
12. Colorado	30	367	12.2

STEALS	G	Steals	Avg/G
1. USC	30	265	8.8
2. Arizona	37	311	8.4
3. Washington	32	261	8.2
4. Utah	30	241	8.0
5. UCLA	35	261	7.5
6. Colorado	30	222	7.4
7. Oregon	38	266	7.0
8. Stanford	36	251	7.0
9. Arizona State	33	216	6.6
10. Washington State	30	198	6.6
11. California	33	144	4.4
12. Oregon State	34	131	3.9

TURNOVER MARGIN	Team	Opp	Margin
1. USC	383	497	+3.80
2. Oregon	381	494	+2.97
3. Arizona	488	588	+2.70
4. UCLA	457	533	+2.17
5. Arizona State	411	433	+0.67
6. Stanford	463	479	+0.44
7. Utah	421	430	+0.30
8. Washington	507	515	+0.25
9. Washington State	399	372	-0.90
10. Colorado	458	423	-1.17
11. California	439	345	-2.85
12. Oregon State	426	298	-3.76

ASSIST/TURNOVER RATIO	A	T	Ratio
1. Oregon	717	381	1.9
2. Oregon State	545	426	1.3
3. Arizona State	519	411	1.3
4. Utah	526	421	1.2
5. Stanford	547	463	1.2
6. California	510	439	1.2
7. USC	432	383	1.1
8. Washington State	434	399	1.1
9. UCLA	487	457	1.1
10. Arizona	482	488	1.0
11. Washington	418	507	0.8
12. Colorado	366	458	0.8

OFFENSIVE REBOUNDS	G	No	Avg/G
1. UCLA	35	605	17.3
2. Colorado	30	427	14.2
3. Arizona State	33	439	13.3
4. California	33	405	12.3
5. Stanford	36	431	12.0
6. Washington	32	379	11.8
7. Oregon	38	427	11.2
8. USC	30	333	11.1
9. Oregon State	34	361	10.6
10. Utah	30	316	10.5
11. Arizona	37	367	9.9
12. Washington State	30	269	9.0

DEFENSIVE REBOUNDS	G	No	Avg/G
1. Oregon State	34	1067	31.4
2. Stanford	36	1028	28.6
3. California	33	878	26.6
4. Oregon	38	1009	26.6
5. Utah	30	790	26.3
6. Arizona	37	949	25.7
7. Arizona State	33	828	25.1
8. Colorado	30	743	24.8
9. UCLA	35	851	24.3
10. Washington State	30	713	23.8
11. USC	30	711	23.7
12. Washington	32	705	22.0

3-POINT FG MADE	G	No	Avg/G
1. Oregon	38	374	9.8
2. Stanford	36	320	8.9
3. Oregon State	34	280	8.2
4. Utah	30	239	8.0
5. Washington	32	239	7.5
6. California	33	239	7.2
7. Washington State	30	209	7.0
8. Arizona	37	236	6.4
9. Colorado	30	186	6.2
10. USC	30	187	6.2
11. Arizona State	33	198	6.0
12. UCLA	35	175	5.0

SCORING

##	Player-Team	CI	G	FG	3FG	FT	Pts	Avg/G
1.	Aari McDonald-ARIZ	SO	18	160	30	105	455	25.3
2.	Kristine Anigwe-CAL	SR	18	161	1	113	436	24.2
3.	Michaela Onyenwere-UCLA	SO	18	143	18	63	367	20.4
4.	Alanna Smith-STAN	SR	18	140	37	47	364	20.2
5.	Megan Huff-UTAH	SR	18	129	26	71	355	19.7
6.	Borislava Hristova-WSU	JR	18	135	14	63	347	19.3
7.	Sabrina Ionescu-ORE	JR	18	128	37	52	345	19.2
8.	Satou Sabally-ORE	SO	18	114	46	50	324	18.0
9.	Amber Melgoza-WASH	JR	17	118	21	38	295	17.4
10.	Destiny Stocum-OSU	SO	18	117	36	42	312	17.3
11.	Aliyah Mazyck-USC	SR	16	93	38	45	269	16.8
12.	Kianna Ibis-ASU	SR	17	109	20	36	274	16.1
13.	Chanelle Molina-WSU	JR	18	109	38	23	279	15.5
14.	DiJonai Carrington-STAN	JR	18	99	17	62	277	15.4
15.	Ruthy Hebard-ORE	JR	17	111	0	38	260	15.3

REBOUNDING

##	Player-Team	CI	G	OFF	DEF	TOT	Avg/G
1.	Kristine Anigwe-CAL	SR	18	111	214	325	18.1
2.	Megan Huff-UTAH	SR	18	43	137	180	10.0
3.	Ruthy Hebard-ORE	JR	17	52	105	157	9.2
4.	Alanna Smith-STAN	SR	18	46	119	165	9.2
5.	Mikayla Pivec-OSU	JR	18	41	120	161	8.9
6.	Lajahna Drummer-UCLA	SR	18	61	98	159	8.8
7.	Michaela Onyenwere-UCLA	SO	18	70	80	150	8.3
8.	DiJonai Carrington-STAN	JR	18	37	109	146	8.1
9.	Taya Corosdale-OSU	SO	18	22	118	140	7.8
10.	Kianna Ibis-ASU	SR	17	39	85	124	7.3
11.	Cha Johnson-Chapman-ASU	SR	17	54	62	116	6.8
12.	Aari McDonald-ARIZ	SO	18	18	102	120	6.7
13.	Sabrina Ionescu-ORE	JR	18	24	95	119	6.6
14.	Satou Sabally-ORE	SO	18	34	85	119	6.6
15.	Maria Kostourkova-WSU	SR	17	35	76	111	6.5

FIELD GOAL PCT (Min. 3.0 made per game)

##	Player-Team	CI	G	FG	FGA	Pct
1.	Joanna Grymek-OSU	SR	18	65	96	.677
2.	Ruthy Hebard-ORE	JR	17	111	171	.649
3.	Dre'Una Edwards-UTAH	FR	15	70	125	.560
4.	Kristine Anigwe-CAL	SR	18	161	297	.542
5.	Mikayla Pivec-OSU	JR	18	99	187	.529
6.	Erin Boley-ORE	SO	18	84	160	.525
7.	Satou Sabally-ORE	SO	18	114	231	.494
8.	Alanna Smith-STAN	SR	18	140	288	.486
9.	Borislava Hristova-WSU	JR	18	135	278	.486
10.	Jaelyn Brown-CAL	JR	18	57	118	.483

ASSISTS

##	Player-Team	CI	G	Assists	Avg/G
1.	Sabrina Ionescu-ORE	JR	18	136	7.6
2.	Minyon Moore-USC	JR	17	99	5.8
3.	Erika Bean-UTAH	SR	18	104	5.8
4.	Japreece Dean-UCLA	SR	18	101	5.6
5.	Dru Gylten-UTAH	FR	18	92	5.1
6.	Chanelle Molina-WSU	JR	18	88	4.9
7.	Kiana Williams-STAN	SO	18	86	4.8
8.	Aari McDonald-ARIZ	SO	18	81	4.5
9.	Reili Richardson-ASU	JR	17	73	4.3
10.	Maitte Cazorla-ORE	SR	18	77	4.3
	Destiny Stocum-OSU	SO	18	77	4.3

FREE THROW PCT (Min. 2.0 made per game)

##	Player-Team	CI	G	FTM	FTA	Pct
1.	Japreece Dean-UCLA	SR	18	49	50	.980
2.	Aleah Goodman-OSU	SO	18	36	39	.923
3.	Sabrina Ionescu-ORE	JR	18	52	58	.897
4.	Michaela Onyenwere-UCLA	SO	18	63	72	.875
5.	Megan Huff-UTAH	SR	18	71	85	.835
6.	Alexis Robinson-COLO	SR	16	39	47	.830
7.	Borislava Hristova-WSU	JR	18	63	79	.797
8.	Kianna Ibis-ASU	SR	17	36	46	.783
9.	Mikayla Pivec-OSU	JR	18	66	85	.776
10.	Mariya Moore-USC	SR	18	52	68	.765

STEALS

##	Player-Team	CI	G	Steals	Avg/G
1.	Aari McDonald-ARIZ	SO	18	52	2.9
2.	Minyon Moore-USC	JR	17	43	2.5
3.	Aliyah Mazyck-USC	SR	16	37	2.3
4.	Kennedy Burke-UCLA	SR	18	34	1.9
5.	Erika Bean-UTAH	SR	18	29	1.6
	Sabrina Ionescu-ORE	JR	18	29	1.6
7.	Alexis Swedlund-WSU	SR	18	28	1.6
8.	Chanelle Molina-WSU	JR	18	27	1.5
	Megan Huff-UTAH	SR	18	27	1.5
10.	Satou Sabally-ORE	SO	18	25	1.4

3-POINT FG PCT (Min. 1.0 made per game)

##	Player-Team	CI	G	3FG	FGA	Pct
1.	Erin Boley-ORE	SO	18	55	107	.514
2.	Lucia Alonso-ARIZ	JR	14	14	30	.467
3.	Satou Sabally-ORE	SO	18	46	100	.460
4.	Kiana Moore-UTAH	JR	18	35	78	.449
5.	Kianna Smith-CAL	SO	18	32	76	.421
6.	Recee Caldwell-CAL	SR	18	42	100	.420
7.	Alexis Griggsby-WASH	SO	16	16	39	.410
8.	Aleah Goodman-OSU	SO	18	44	109	.404
9.	Quinessa Caylao-Do-COLO	JR	18	18	45	.400
10.	Sarah Porter-UTAH	SR	17	23	58	.397

3-POINT FG MADE

##	Player-Team	CI	G	3FG	Avg/G
1.	Erin Boley-ORE	SO	18	55	3.1
2.	Satou Sabally-ORE	SO	18	46	2.6
3.	Aleah Goodman-OSU	SO	18	44	2.4
4.	Kiana Williams-STAN	SO	18	43	2.4
5.	Aliyah Mazyck-USC	SR	16	38	2.4
6.	Recee Caldwell-CAL	SR	18	42	2.3
7.	Alexis Robinson-COLO	SR	16	34	2.1
8.	Chanelle Molina-WSU	JR	18	38	2.1
9.	Alanna Smith-STAN	SR	18	37	2.1
	Sabrina Ionescu-ORE	JR	18	37	2.1

BLOCKED SHOTS

##	Player-Team	CI	G	Blks	Avg/G
1.	Alanna Smith-STAN	SR	18	53	2.9
2.	Kristine Anigwe-CAL	SR	18	31	1.7
3.	Joanna Grymek-OSU	SR	18	29	1.6
4.	Maria Kostourkova-WSU	SR	17	21	1.2
5.	Sam Thomas-ARIZ	SO	18	17	0.9
	Megan Huff-UTAH	SR	18	17	0.9
7.	Darcy Rees-WASH	FR	17	16	0.9
8.	Asiah Jones-USC	SO	16	15	0.9
9.	Lajahna Drummer-UCLA	SR	18	15	0.8
	Cate Reese-ARIZ	FR	18	15	0.8
	Satou Sabally-ORE	SO	18	15	0.8

ASSIST/TURNOVER RATIO (Min. 2.0 assists/game)

##	Player-Team	CI	G	Asst	Turn	Ratio
1.	Reili Richardson-ASU	JR	17	73	17	4.3
2.	Maitte Cazorla-ORE	SR	18	77	22	3.5
3.	Sabrina Ionescu-ORE	JR	18	136	47	2.9
4.	Minyon Moore-USC	JR	17	99	39	2.5
5.	Erika Bean-UTAH	SR	18	104	5.8	2.4
6.	Chanelle Molina-WSU	JR	18	88	38	2.3
7.	Japreece Dean-UCLA	SR	18	101	51	2.0
8.	Kiana Williams-STAN	SO	18	86	45	1.9
9.	Kianna Smith-CAL	SO	18	55	29	1.9
10.	Recee Caldwell-CAL	SR	18	73	42	1.7

OFFENSIVE REBOUNDS

##	Player-Team	CI	G	No.	Avg/G
1.	Kristine Anigwe-CAL	SR	18	111	6.2
2.	Michaela Onyenwere-UCLA	SO	18	70	3.9
3.	Lajahna Drummer-UCLA	SR	18	61	3.4
4.	Cha Johnson-Chapman-ASU	SR	17	54	3.2
5.	Ruthy Hebard-ORE	JR	17	52	3.1
6.	Kennedy Burke-UCLA	SR	18	53	2.9
7.	Alanna Smith-STAN	SR	18	46	2.6
8.	Megan Huff-UTAH	SR	18	43	2.4
9.	Kianna Ibis-ASU	SR	17	39	2.3
10.	Mikayla Pivec-OSU	JR	18	41	2.3

DEFENSIVE REBOUNDS

##	Player-Team	CI	G	No.	Avg/G
1.	Kristine Anigwe-CAL	SR	18	214	11.9
2.	Megan Huff-UTAH	SR	18	137	7.6
3.	Mikayla Pivec-OSU	JR	18	120	6.7
4.	Alanna Smith-STAN	SR	18	119	6.6
5.	Taya Corosdale-OSU	SO	18	118	6.6
6.	Ruthy Hebard-ORE	JR	17	105	6.2
7.	DiJonai Carrington-STAN	JR	18	109	6.1
8.	Aari McDonald-ARIZ	SO	18	102	5.7
9.	Lajahna Drummer-UCLA	SR	18	98	5.4
10.	Sabrina Ionescu-ORE	JR	18	95	5.3

MINUTES PLAYED

##	Player-Team	CI	G	Minutes	Avg/G
1.	Minyon Moore-USC	JR	17	662	38.9
2.	Aari McDonald-ARIZ	SO	18	698	38.8
3.	Sam Thomas-ARIZ	SO	18	676	37.6
	Chanelle Molina-WSU	JR	18	676	37.6
5.	Kristine Anigwe-CAL	SR	18	651	36.2
6.	Asha Thomas-CAL	SR	18	650	36.1
7.	Mikayla Pivec-OSU	JR	18	648	36.0
8.	Sabrina Ionescu-ORE	JR	18	641	35.6
	Borislava Hristova-WSU	JR	18	641	35.6
10.	Quinessa Caylao-Do-COLO	JR	18	631	35.1
	Japreece Dean-UCLA	SR	18	631	35.1



TEAM STATISTICS (CONFERENCE ONLY)

SCORING OFFENSE.....G . . . Pts . . . Avg/G

1. Oregon	18	1507	83.7
2. UCLA	18	1347	74.8
3. California	18	1310	72.8
4. Utah	18	1300	72.2
5. Oregon State	18	1296	72.0
Stanford	18	1296	72.0
7. USC	18	1274	70.8
8. Washington State	18	1161	64.5
9. Arizona	18	1157	64.3
10. Arizona State	17	1066	62.7
11. Colorado	18	1086	60.3
12. Washington	17	1016	59.8

SCORING DEFENSE.....G . . . Pts . . . Avg/G

1. Stanford	18	1099	61.1
2. Arizona State	17	1050	61.8
3. Oregon	18	1124	62.4
4. Oregon State	18	1139	63.3
5. Utah	18	1252	69.6
6. Arizona	18	1265	70.3
7. UCLA	18	1268	70.4
8. California	18	1312	72.9
9. Washington State	18	1331	73.9
10. USC	18	1339	74.4
11. Colorado	18	1350	75.0
12. Washington	17	1287	75.7

SCORING MARGIN.....OFF . . . DEF . . . Margin

1. Oregon	83.7	62.4	+21.3
2. Stanford	72.0	61.1	+10.9
3. Oregon State	72.0	63.3	+8.7
4. UCLA	74.8	70.4	+4.4
5. Utah	72.2	69.6	+2.7
6. Arizona State	62.7	61.8	+0.9
7. California	72.8	72.9	-0.1
8. USC	70.8	74.4	-3.6
9. Arizona	64.3	70.3	-6.0
10. Washington State	64.5	73.9	-9.4
11. Colorado	60.3	75.0	-14.7
12. Washington	59.8	75.7	-15.9

FREE THROW PCT.....FTM . . . FTA . . . Pct

1. Stanford	180	238	.756
2. Washington State	139	184	.755
3. Utah	203	273	.744
4. UCLA	234	318	.736
5. Oregon State	200	273	.733
6. Oregon	186	257	.724
7. California	213	298	.715
8. USC	262	369	.710
9. Colorado	187	264	.708
10. Washington	113	166	.681
11. Arizona	190	288	.660
12. Arizona State	159	242	.657

FIELD GOAL PCT.....FG . . . FGA . . . Pct

1. Oregon	570	1137	.501
2. Oregon State	483	1039	.465
3. Utah	476	1033	.461
4. California	478	1065	.449
5. Stanford	483	1111	.435
6. Washington State	449	1048	.428
7. UCLA	508	1202	.423
8. Arizona	430	1024	.420
9. USC	454	1107	.410
10. Arizona State	410	1000	.410
11. Washington	387	1033	.375
12. Colorado	396	1074	.369

FIELD GOAL PCT DEFENSE...FG . . . FGA . . . Pct

1. Stanford	401	1097	.366
2. Oregon State	442	1182	.374
3. Oregon	422	1056	.400
4. Arizona	452	1082	.418
5. Arizona State	390	914	.427
6. Utah	471	1100	.428
7. UCLA	465	1085	.429
8. California	488	1084	.450
9. USC	475	1050	.452
10. Washington State	521	1135	.459
11. Colorado	501	1085	.462
12. Washington	496	1003	.495

3-PT FIELD GOAL PCT.....FG . . . FGA . . . Pct

1. Oregon	181	413	.438
2. Utah	145	370	.392
3. California	141	367	.384
4. Oregon State	130	364	.357
5. UCLA	97	272	.357
6. Washington State	124	364	.341
7. Arizona	107	317	.338
8. Stanford	150	463	.324
9. Washington	129	404	.319
10. Arizona State	87	302	.288
11. USC	104	366	.284
12. Colorado	107	391	.274

3-PT FG PCT DEFENSE.....FG . . . FGA . . . Pct

1. Oregon State	109	375	.291
2. Utah	103	337	.306
3. Arizona State	89	278	.320
4. Oregon	127	393	.323
5. Stanford	122	377	.324
6. UCLA	128	389	.329
7. Arizona	141	418	.337
8. Washington State	115	326	.353
9. USC	151	415	.364
10. California	121	329	.368
11. Washington	154	406	.379
12. Colorado	142	350	.406

REBOUNDING OFFENSE.....G . . . Reb . . . Avg/G

1. UCLA	18	732	40.7
2. Stanford	18	715	39.7
3. Oregon State	18	712	39.6
4. Arizona State	17	628	36.9
5. California	18	660	36.7
6. Colorado	18	660	36.7
7. Oregon	18	659	36.6
8. Utah	18	627	34.8
9. USC	18	600	33.3
10. Arizona	18	575	31.9
11. Washington State	18	567	31.5
12. Washington	17	528	31.1

REBOUNDING DEFENSE.....G . . . Reb . . . Avg/G

1. Oregon	18	553	30.7
2. California	18	581	32.3
3. Arizona State	17	559	32.9
4. Utah	18	623	34.6
5. Oregon State	18	624	34.7
6. Stanford	18	646	35.9
7. UCLA	18	650	36.1
8. Colorado	18	678	37.7
9. Washington	17	643	37.8
10. USC	18	694	38.6
11. Washington State	18	698	38.8
12. Arizona	18	714	39.7

REBOUNDING MARGIN.....Team . . . Opp . . . Margin

1. Oregon	659	553	+5.9
2. Oregon State	712	624	+4.9
3. UCLA	732	650	+4.6
4. California	660	581	+4.4
5. Arizona State	628	559	+4.1
6. Stanford	715	646	+3.8
7. Utah	627	623	+0.2
8. Colorado	660	678	-1.0
9. USC	600	694	-5.2
10. Washington	528	643	-6.8
11. Washington State	567	698	-7.3
12. Arizona	575	714	-7.7

BLOCKED SHOTS.....G . . . Blocks . . . Avg/G

1. Stanford	18	92	5.1
2. Oregon State	18	68	3.8
3. UCLA	18	66	3.7
4. Colorado	18	65	3.6
5. Arizona	18	64	3.6
6. Washington State	18	60	3.3
7. Utah	18	59	3.3
8. California	18	58	3.2
9. Oregon	18	51	2.8
10. USC	18	45	2.5
11. Arizona State	17	42	2.5
12. Washington	17	35	2.1

ASSISTS.....G . . . Assts . . . Avg/G

1. Oregon	18	324	18.0
2. Utah	18	316	17.6
3. California	18	269	14.9
4. Washington State	18	260	14.4
5. Arizona State	17	242	14.2
6. Oregon State	18	253	14.1
7. UCLA	18	252	14.0
8. USC	18	252	14.0
9. Stanford	18	250	13.9
10. Washington	17	205	12.1
11. Arizona	18	194	10.8
12. Colorado	18	189	10.5

STEALS.....G . . . Steals . . . Avg/G

1. USC	18	156	8.7
2. Washington	17	130	7.6
3. UCLA	18	133	7.4
4. Arizona	18	132	7.3
5. Oregon	18	122	6.8
6. Stanford	18	118	6.6
7. Utah	18	117	6.5
8. Washington State	18	104	5.8
9. Colorado	18	99	5.5
10. Arizona State	17	91	5.4
11. California	18	78	4.3
12. Oregon State	18	58	3.2

TURNOVER MARGIN.....Team . . . Opp . . . Margin

1. Oregon	172	240	+3.78
2. USC	213	278	+3.61
3. UCLA	213	269	+3.11
4. Arizona	235	256	+1.17
5. Arizona State	196	207	+0.65
6. Stanford	230	241	+0.61
7. Washington	261	256	-0.29
8. Washington State	227	199	-1.56
Utah	249	221	-1.56
10. Colorado	267	215	-2.89
11. Oregon State	204	146	-3.22
12. California	239	178	-3.39

ASSIST/TURNOVER RATIO.....A . . . T . . . Ratio

1. Oregon	324	172	1.9
2. Utah	316	249	1.3
3. Oregon State	253	204	1.2
4. Arizona State	242	196	1.2
5. USC	252	213	1.2
UCLA	252	213	1.2
7. Washington State	260	227	1.1
8. California	269	239	1.1
9. Stanford	250	230	1.1
10. Arizona	194	235	0.8
11. Washington	205	261	0.8
12. Colorado	189	267	0.7

TEAM

MOST POINTS

115Oregon vs UC Irvine (12/21/18)
 115Stanford vs Idaho (11/11/18)
 115 Oregon at Alas. Fairbanks (11/06/18)
 110 Oregon vs Long Beach St. (12/02/18)
 105Oregon at California (02/08/19)

MOST FIELD GOALS MADE

48UCLA vs UC Irvine (12/21/18)
 45Stanford vs Idaho (11/11/18)

MOST FIELD GOAL ATTEMPTS

91UCLA at Arizona (01/27/19)
 84 Stanford vs Idaho (11/11/18)

HIGHEST FIELD GOAL PERCENTAGE

.677 (42-62)..... Oregon at Alas. Fairbanks (11/06/18)
 .640 (48-75).....Oregon vs UC Irvine (12/21/18)

MOST 3-PT FG MADE

16 Oregon St. vs CSU Bakersfield (12/29/18)
 16Stanford vs Idaho (11/11/18)

MOST 3-PT FG ATTEMPTS

41Stanford vs Idaho (11/11/18)
 38Colorado vs Colorado St. (11/14/18)

HIGHEST 3-PT PERCENTAGE

.786 (11-14).....California at Colorado (01/27/19)
 .750 (12-16).....Oregon at Stanford (02/10/19)

MOST FREE THROWS MADE

34Oregon vs Buffalo (11/18/18)
 31Colorado vs Northern Colo. (11/06/18)

MOST FREE THROW ATTEMPTS

41Colorado vs Northern Colo. (11/06/18)
 38Oregon vs Buffalo (11/18/18)

HIGHEST FREE THROW PERCENTAGE

1.000 (16-16)Oregon St. vs CSU Bakersfield (12/29/18)
 1.000 (14-14)Stanford at Arizona St. (01/11/19)
 1.000 (12-12)Oregon St. vs Oregon (02/18/19)
 1.000 (7-7)Washington St. at Colorado (02/22/19)
 1.000 (7-7)Washington St. vs Oregon (01/25/19)
 1.000 (7-7)Oregon St. vs South Carolina (11/23/18) - neutral
 1.000 (6-6).....UCLA at Oregon St. (02/24/19)
 1.000 (6-6)Stanford at UCLA (02/15/19)
 1.000 (5-5)Washington at Colorado (02/24/19)
 1.000 (3-3)Washington at Oregon (01/04/19)
 1.000 (3-3)Oregon St. vs Duke (12/20/18)

MOST REBOUNDS

68Oregon St. vs La Salle (12/01/18)
 63Oregon St. vs Santa Clara (12/09/18)

MOST ASSISTS

34Oregon vs UC Irvine (12/21/18)
 29Washington St. vs Washington (02/15/19)
 29Oregon St. vs La Salle (12/01/18)

MOST STEALS

19Colorado vs Samford (12/20/18)
 18Colorado at Nevada (11/23/18)

MOST BLOCKED SHOTS

11Arizona St. vs Tulsa (12/02/18)
 11Stanford vs San Francisco (11/15/18)

MOST TURNOVERS

24Washington at USC (02/01/19)
 24Colorado at Nevada (11/23/18)

MOST FOULS

32Arizona vs UCLA (01/27/19)
 28UCLA at Arizona (01/27/19)
 28USC at Texas A&M (12/19/18)

INDIVIDUAL

MOST POINTS

39Aari McDonald (Arizona) vs Loyola Marymount (11/13/18)
 38Borislava Hristova (Washington State) at Washington (12/30/18)
 38 Megan Huff (Utah) at Oregon (02/01/19)

MOST FIELD GOALS MADE

16 Borislava Hristova (Washington State) at Washington (12/30/18)
 16 Ruthy Hebard (Oregon) vs Washington State (01/06/19)

MOST FIELD GOAL ATTEMPTS

30Aari McDonald (Arizona) at Utah (01/06/19)
 29 Amber Melgoza (Washington) vs California (03/01/19)

HIGHEST FIELD GOAL PERCENTAGE

1.000 (10-10)..... Ruthy Hebard (Oregon) vs Colorado (02/03/19)
 1.000 (9-9)..... Ruthy Hebard (Oregon) vs Air Force (12/20/18)
 1.000 (9-9).....Mikayla Pivec (Oregon State) vs CSU Bakersfield (12/29/18)

MOST 3-PT FG MADE

9 Erin Boley (Oregon) at Washington (01/27/19)
 8 Erin Boley (Oregon) vs Washington (01/04/19)
 8 Satou Sabally (Oregon) at Washington State (01/25/19)
 8 Erin Boley (Oregon) vs USC (02/24/19)

MOST 3-PT FG ATTEMPTS

14Aari McDonald (Arizona) at San Diego State (12-2-18)
 14Courtney Ekmark (Arizona State) vs Fresno State (12/20/18)
 14Mariya Moore (USC) at California (01/06/19)
 14Alexis Robinson (Colorado) at Oregon State (02/01/19)
 14Asha Thomas (California) vs Oregon State (02/10/19)

HIGHEST 3-PT PERCENTAGE

1.000 (6-6)..... Aleah Goodman (Oregon State) vs Colorado (02/01/19)
 .857 (6-7)..... Sarah Porter (Utah) vs Utah Valley (12/01/18)
 .857 (6-7)..... Chanelle Molina (Washington State) at UCLA (02/01/19)

MOST FREE THROWS MADE

20Aari McDonald (Arizona) vs Loyola Marymount (11/13/18)
 17Sabrina Ionescu (Oregon) vs Mississippi State (12/18/18)

MOST FREE THROW ATTEMPTS

23Aari McDonald (Arizona) vs Loyola Marymount (11/13/18)
 19Aari McDonald (Arizona) at Washington (02/07/19)

HIGHEST FREE THROW PERCENTAGE

1.000 (17-17)..... Sabrina Ionescu (Oregon) vs Mississippi State (12/18/18)
 1.000 (13-13)..... Megan Huff (Utah) at USC (03/03/19)
 1.000 (12-12)..... Japreece Dean (UCLA) vs Fresno State (12/07/18)
 1.000 (11-11)..... Kristine Anigwe (California) vs Houston (11/06/18)
 1.000 (11-11)..... Amber Melgoza (Washington) at Seattle (11/30/18)
 1.000 (10-10)..... Ruthy Hebard (Oregon) at Utah State (11/14/18)
 1.000 (10-10)..... Japreece Dean (UCLA) at Utah (02/10/19)
 1.000 (10-10)..... Destiny Graham (Arizona) vs Idaho State (03/21/19)

MOST REBOUNDS

30 Kristine Anigwe (California) at Washington State (03/03/19)
 24 Kristine Anigwe (California) vs Stanford (01/31/19)

MOST ASSISTS

17 Sabrina Ionescu (Oregon) vs Long Beach State (12/02/18)
 14 Sabrina Ionescu (Oregon) vs UC Irvine (12/21/18)

MOST STEALS

8 Janessa Thropay (Oregon State) vs Arkansas-Pine Bluff (11/14/18)
 8Aari McDonald (Arizona) at Colorado (01/04/19)

MOST BLOCKED SHOTS

7Kristine Anigwe (California) at Arizona (01/11/19)
 7Alanna Smith (Stanford) at Arizona (01/13/19)
 7Joanna Grymek (Oregon State) vs UCLA (02/24/19)

MOST TURNOVERS

8Recee Caldwell (California) vs Houston (11/06/18)
 8Kennedy Leonard (Colorado) at Miami (12/02/18)
 8Aari McDonald (Arizona) at California (02/24/19)



2018-19 PAC-12 HOME ATTENDANCES

Table with 4 columns: School (Arena, Capacity), Gms, Att, Avg. Lists attendance for 12 schools and a total of 196 games, 609,655 attendees, and an average of 3110.

STELLAR GAMES

TRIPLE-DOUBLES

Sabrina Ionescu, ORE 8*
* NCAA single-season record

DOUBLE-DOUBLES

List of double-doubles for various players from different schools, including Kristine Anigwe, Megan Huff, and Sabrina Ionescu.

30-POINT GAMES

List of 30-point games by players such as Aari McDonald, Kristine Anigwe, and Borislava Hristova.

20-POINT GAMES

List of 20-point games by players including Aari McDonald, Kristine Anigwe, and Alanna Smith.

20-REBOUND GAMES

Kristine Anigwe, CAL 8

10-REBOUND GAMES

List of 10-rebound games by players such as Kristine Anigwe, Megan Huff, and Ruthy Hebard.

10-ASSISTS GAMES

List of 10-assists games by players including Sabrina Ionescu, Kennedy Leonard, and Minyon Moore.

MOST POINTS

Career: 3,527** Kelsey Plum, WASH, 2014-17
 Season: 1,109** Kelsey Plum, WASH, 2017
 Game: 57 Kelsey Plum, WASH vs. Utah, 2/25/17
 Conf.: 57 Kelsey Plum, WASH vs. Utah, 2/25/17

HIGHEST SCORING AVERAGE

Career: 25.4 Kelsey Plum, WASH, 2014-17
 Season: 31.7 Kelsey Plum, WASH, 2017

MOST FIELD GOALS

Career: 1,136 Kelsey Plum, WASH, 2014-17
 Season: 402** Chiney Ogwumike, STAN, 2014
 Game: 19 Kelsey Plum, WASH vs. Utah, 2/25/17
 19 Kristine Anigwe, CAL vs. Sacramento State, 12/8/16
 19 Nnemkadi Ogwumike, STAN vs. Tennessee, 12/20/11
 19 Jayne Appel, STAN vs. Iowa State, 3/30/09
 19 Melani Francis, ASU vs. New Mexico, 1/1/94
 19 Jennifer Bennett, CAL vs. Creighton, 3/20/87
 Conf.: 19 Kelsey Plum, WASH vs. Utah, 2/25/17
 19 Natalie Williams, UCLA vs. California, 2/24/94

MOST FIELD GOALS ATTEMPTED

Career: 2,565 Kelsey Plum, WASH, 2014-17
 Season: 760 Kelsey Plum, WASH, 2016
 Game: 36 Monica Rasberry, OSU vs. Oregon, 12/10/88
 Conf.: 36 Monica Rasberry, OSU vs. Oregon, 12/10/88

HIGHEST FIELD GOAL PERCENTAGE

(min. 4 made per game)
 Career: .644 Kristin Folk, STAN, 1995, 1997-98 (250-388)
 Season: .670 Ruthy Hebard, ORE 2018 (246-367)
 Game: 1.000 Ruthy Hebard, ORE at Washington State, 2/11/18 (12-12)
 Conf.: 1.000 Ruthy Hebard, ORE at Washington State, 2/11/18 (12-12)

MOST THREE-POINT FIELD GOALS

Career: 373 Sydney Wiese, OSU, 2014-17
 Season: 124 Taylor Lilley, ORE, 2010
 Game: 11 Kristi Kingma, WASH at Oregon, 2/15/13
 Conf.: 11 Kristi Kingma, WASH at Oregon, 2/15/13

MOST THREE-POINT FIELD GOAL ATTEMPTS

Career: 909 Sydney Wiese, OSU, 2014-17
 Season: 306 Katelyn Loper, ORE, 2014
 306 Taylor Lilley, ORE, 2010
 Game: 21 Jamie Craighead, ORE vs. Iowa, 3/17/11
 Conf.: 19 Natalia Romeo, WASH vs. California, 1/27/17

HIGHEST THREE-POINT FIELD GOAL PCT

(min. 1 made per game)
 Career: (44-89) .494 Rosalind Moore-Senior, ASU, 1987-89
 Season: (43-82) .524 Kristin Iwanaga, CAL, 2005
 Game: (7-7)** 1.000 Jennifer Azzi, STAN vs. Eastern Michigan, 12/29/89
 (6-6) 1.000 Aleah Goodman, OSU vs. Colorado, 2/1/19
 (6-6) 1.000 Katie Hempen, ASU vs. New Mexico State, 3/18/16
 (6-6) 1.000 Kelsey Plum, WASH vs. Oregon State, 1/24/14
 (5-5) 1.000 Maite Cazorla, WASH at Utah, 1/28/18
 (5-5) 1.000 Heather Corral, WASH at Oregon, 12/30/16
 (5-5) 1.000 Lexy Kresl, COLO vs. Oregon State, 3/6/15
 (5-5) 1.000 Joslyn Tinkle, STAN vs. Michigan, 3/26/13
 (5-5) 1.000 Lexy Kresl, COLO vs. New Mexico, 12/29/12
 (5-5) 1.000 Micaela Cocks, ORE vs. Long Beach State, 12/5/09
 (5-5) 1.000 Sarah Pool, CAL at San Jose State, 12/8/05
 (5-5) 1.000 Melanie Pearson, UCLA vs. North Carolina, 12/18/97
 Conf.: (6-6) 1.000 Aleah Goodman, OSU vs. Colorado, 2/1/19
 (6-6) 1.000 Kaela Chapdelaine, ORE vs. UCLA, 2/23/08
 (5-5) 1.000 Maite Cazorla, WASH at Utah, 1/28/18
 (5-5) 1.000 Heather Corral, WASH at Oregon, 12/30/16
 (5-5) 1.000 Lauren St. Clair, STAN vs. UCLA, 2/3/00
 (5-5) 1.000 Brook Coulter, CAL vs. UCLA, 2/4/01
 (5-5) 1.000 Kiki Williams, CAL vs. Oregon, 3/5/04

MOST FREE THROWS

Career: 912** Kelsey Plum, WASH, 2014-present
 Season: 266 Kelsey Plum, WASH, 2016
 Game: 23 Shaunda Greene, WASH vs. Northern Illinois, 11/30/91
 Conf.: 20 Judy Shannon, OSU vs. Washington, 1/20/91

MOST CONSECUTIVE FREE THROWS MADE

44 Bonnie Samuelson, STAN, 1/3/14-12/22/14
 40 Japreece Dean, UCLA, 11/24/18-2/8/19
 35 Kelsey Plum, WASH, 2014-15
 33 Erica Mashia, USC, 11/12/95-1/11/96
 32 Michelle Greco, UCLA, 2002-03

MOST FREE THROW ATTEMPTS

Career: 1,036 Kelsey Plum, WASH, 2014-17
 Season: 299 Kelsey Plum, WASH, 2016
 Game: 27 Shaunda Greene, WASH vs. N. Illinois, 11/30/91
 Conf.: 24 Judy Shannon, OSU vs. Washington, 1/20/90

HIGHEST FREE THROW PERCENTAGE

(min. 2 made per game)
 Career: (235-264) .890 Kristin Iwanaga, CAL, 2002-2005
 Season: (85-91) .934 Kristin Iwanaga, CAL, 2005
 Game: (17-17) 1.000 Sabrina Ionescu, ORE vs. Mississippi State, 12/18/18
 (15-15) 1.000 Kristi Kingma, WASH vs. Oregon State, 1/25/13
 (15-15) 1.000 Maylana Martin, UCLA vs. Kentucky, 3/15/99
 (15-15) 1.000 Brina Chaney, OSU vs. Oregon, 2/7/04
 (14-14) 1.000 Teresa Palmisano, CAL vs. St Mary's, 12/5/90
 (14-14) 1.000 Jessica Schutt, ORE vs. Washington, 2/19/95
 Conf.: (15-15) 1.000 Kristi Kingma, WASH vs. Oregon State, 1/25/13
 (15-15) 1.000 Brina Chaney, OSU vs. Oregon, 2/7/04
 (14-14) 1.000 Jessica Schutt, ORE vs. Washington, 2/19/95

MOST REBOUNDS

Career: 1,712 Jillian Alleyne, ORE, 2013-16
 Season: 533 Kristine Anigwe, CAL, 2019
 Game: 30 Kristine Anigwe, CAL at Washington State, 3/3/19
 30 Chantel Osahor, WASH at Washington State, 1/22/17
 Conf.: 30 Kristine Anigwe, CAL at Washington State, 3/3/19
 30 Chantel Osahor, WASH at Washington State, 1/22/17

HIGHEST REBOUNDING AVERAGE

Career: 14.3 Jillian Alleyne, ORE, 2013-16
 Season: 16.2 Kristine Anigwe, CAL, 2019
 16.2 Jillian Alleyne, ORE, 2014

MOST ASSISTS

Career: 828 Jordin Canada, UCLA, 2015-18
 Season: 311 Sabrina Ionescu, ORE, 2019
 Game: 20 Jade Hyett, WSU vs. California, 1/23/97
 Conf.: 20 Jade Hyett, WSU vs. California, 1/23/97

HIGHEST ASSIST AVERAGE

Career: 7.1 Ryneldi Becenti, ASU, 1991-93
 Season: 9.3 Brenda Pantoja, ARIZ, 1995-96

MOST BLOCKED SHOTS

Career: 425 Ruth Hamblin, OSU, 2013-16
 Season: 141 Ruth Hamblin, OSU, 2014
 Game: 13 Stefanie Kasperski, ORE vs W. Kentucky, 12/29/87
 Conf.: 12 Nike McClure, WSU vs. Colorado, 2/25/17
 12 Stefanie Kasperski, ORE vs. California, 2/26/88

HIGHEST BLOCKED SHOTS AVERAGE

Career: 3.4 Stefanie Kasperski, ORE, 1987-90
 Season: 4.3 Stefanie Kasperski, ORE, 1988

MOST STEALS

Career: 372 Lisa Willis, UCLA, 2002-06
 Season: 123 Jade Hyett, WSU, 1997
 Game: 13 Sandra Van Embricqs, UCLA vs. Arizona, 2/12/87
 Conf.: 13 Sandra Van Embricqs, UCLA vs. Arizona, 2/12/87

HIGHEST STEALS AVERAGE

Career: 3.1 Lisa Willis, UCLA, 2002-06
 Season: 4.6 Jade Hyett, WSU, 1997

** NCAA Record



MOST POINTS

Season:	3,227	Oregon, 2019
Game:	129	UCLA vs. San Jose State (69), Nov. 11, 2017
Conf. Game:	119	Arizona vs. Oregon (112), Jan. 16, 2010
Both Teams, Gm:	231	Arizona (119) vs. Oregon (112), Jan. 16, 2010
Both Teams, Conf:	231	Arizona (119) vs. Oregon (112), Jan. 16, 2010
Losing Tm, Gm:	112	Oregon vs. Arizona (119), Jan. 16, 2010
Losing Tm, Conf:	112	Oregon vs. Arizona (119), Jan. 16, 2010

HIGHEST SCORING AVERAGE

Season:	93.2	Oregon, 2014
---------	------	--------------

LARGEST SCORING MARGIN

Season:	26.6	Stanford, 1990 (92.8 offense, 66.2 defense)
Game:	77	Stanford (112) vs. Washington (35), Jan. 8, 2009
Conf.:	77	Stanford (112) vs. Washington (35), Jan. 8, 2009

MOST FIELD GOALS

Season:	1,209	Oregon, 2019 (38 games)
Game:	52	California vs. Sacramento State, Dec. 6, 2015
Conf.:	47	Stanford vs. Arizona, Feb. 24, 1990

MOST FIELD GOAL ATTEMPTS

Season:	2,608	Oregon, 2014 (32 games)
Game:	113	Oregon vs. Sacramento State, Nov. 28, 2010
Conf.:	101	Oregon vs. California, Jan. 5, 2013

HIGHEST FIELD GOAL PERCENTAGE

Season:	.521	Stanford, 1998 (800-1,536)
Game:	.696	Oregon at DePaul, Dec. 22, 1999 (32-46)
Conf.:	.695	UCLA at Washington State, Feb. 25, 1999 (41-59)

MOST THREE-POINT FIELD GOALS

Season:	374	Oregon, 2019
Game:	19	Washington vs. Idaho, Nov. 22, 2016
Conf.:	18	Oregon State vs. Washington, Feb. 11, 2018
	18	Washington vs. Oklahoma, Mar. 20, 2017
	18	Washington vs. California, Jan. 27, 2017
	18	Washington at Oregon, Feb. 15, 2013

MOST THREE-POINT FIELD GOAL ATTEMPTS

Season:	1,004	Oregon, 2014
Game:	52	Oregon vs. Southern, Dec. 18, 2013
Conf.:	42	Washington vs. California, 1/27/17
	42	Oregon at UCLA, Jan. 17, 2014
	42	Stanford vs. Oregon, Jan. 5, 2012

HIGHEST 3-POINT FIELD GOAL PERCENTAGE

Season:	.443	Oregon, 1989 (51-115)
Game (Min. 7 att.):	.857	Stanford vs. UCLA, Jan. 18, 2013 (6-7)
Conf. (Min. 7 att.):	.857	Stanford vs. UCLA, Jan. 18, 2013 (6-7)

MOST FREE THROWS

Season:	642	Stanford, 1997
	642	UCLA, 1999
Game:	51	Washington vs. Northern Illinois, Nov. 30, 1991
Conf.:	41	California vs. Arizona State, Feb. 20, 1990

MOST FREE THROW ATTEMPTS

Season:	905	UCLA, 1999
Game:	69	Washington vs. Northern Illinois, Nov. 30, 1991
Conf.:	54	California vs. Arizona State, Feb. 20, 1990

HIGHEST FREE THROW PERCENTAGE

Season:	.808	Stanford, 2004 (476-589)
Game (Min.10 att):	1.000	Arizona vs. Bowling Green, Dec. 28, 2000 (17-17)
	1.000	Washington State vs. Oregon, Jan. 20, 2001 (17-17)
	1.000	Arizona vs. Stanford, Jan. 15, 1994 (17-17)
	1.000	Oregon St. vs. Washington State, Feb. 14, 2004 (17-17)
Conf. (Min.10 att):	1.000	Washington State vs. Oregon, Jan. 20, 2001 (17-17)
	1.000	Arizona vs. Stanford, Jan. 15, 1994 (17-17)
	1.000	Oregon State vs. Washington State, Feb. 14, 2004 (17-17)

MOST REBOUNDS

Season:	1,663	Stanford, 2009
Game:	75	Oregon vs. Sacramento State, Nov. 28, 2010
Conf.:	68	Stanford at Oregon, Jan. 27, 2011

HIGHEST REBOUNDING AVERAGE

Season:	47.8	Arizona State, 1990-91
---------	------	------------------------

LARGEST REBOUNDING MARGIN

Season:	13.2	Stanford, 2009 (43.8 offense, 30.5 defense)
Game:	47	Oregon State (63) vs. Santa Clara (16), Dec. 9, 2018
Conf.:	36	Stanford (68) vs. Oregon (32), Jan. 27, 2011

MOST ASSISTS

Season:	758	Stanford, 1990
Game:	40	Oregon State vs. Sacramento State, Dec. 6, 2014
Conf.:	35	Stanford vs. California, Feb. 18, 1994

MOST BLOCKED SHOTS

Season:	235	Oregon State, 2016
Game:	16	Colorado vs. Southeastern La., Nov. 30, 2016
	16	Arizona State vs. Washington, Feb. 16, 2012
	16	Oregon vs. Western Kentucky, Dec. 29, 1987
Conf.:	16	Arizona State vs. Washington, Feb. 16, 2012

MOST STEALS

Season:	435	UCLA, 1999
Game:	28	California vs. South Carolina State, Nov. 23, 2003
Conf.:	25	California vs. Arizona, Feb. 3, 1990
	25	UCLA vs. Washington St., Jan. 5, 2003

MOST PERSONAL FOULS

Season:	733	Colorado, 2014
Game:	39	Stanford vs. Arizona, Feb. 28, 1998
Conf.:	39	Stanford vs. Arizona, Feb. 28, 1998

FEWEST PERSONAL FOULS

Season:	403	Oregon State, 2011
Game:	3	Oregon State vs. UC Santa Barbara, Dec. 16, 2017
Conf.:	5	Oregon vs. Stanford, Mar. 1, 2015

FEWEST POINTS ALLOWED

Season:	1632	Washington, 2011
Game:	23	Arizona State (75) vs. UC Irvine, Dec. 6, 2008
Conf.:	30	Arizona State (59) vs. Washington State, Feb. 21, 2008

LOWEST POINTS ALLOWED AVERAGE

Season:	51.9	Oregon State, 2016
	51.9	Stanford, 2013

LOWEST FIELD GOAL PERCENTAGE ALLOWED

Season:	.316	Stanford, 2013 (693-2192)
Game:	.154	Arizona vs. Howard (6-39), 2016 (Nov. 18, 2015)
	.154	Stanford vs. Pacific, Dec. 12, 2003

MOST CONSECUTIVE VICTORIES

All Games:	27	Stanford, Dec. 30, 2009-April 2, 2010
Conf.:	67	Stanford, Jan. 22, 2009-Jan. 9, 2013
Vs. Conf. teams	81	Stanford, Jan. 22, 2009-Jan. 9, 2013 (includes postseason games)

MOST CHAMPIONSHIPS

NCAA:	2	Stanford (1990, 92)
	2	USC (1983, 84)
WNIT:	2	Arizona (1996)
	2	Oregon State (1980, 82)
	2	Oregon (1989, 2002)
	1	California (2010)
	1	UCLA (2015)
Conf:	22	Stanford (1989, 90*, 91, 92, 93, 95, 96, 97, 98, 01*, 02, 03, 04*, 05, 06, 07, 08, 09, 10, 11, 12, 13*)
	4	Oregon (1999*, 2000, 18, 19)
	3	Oregon State (2015, 16*, 17)
	3	Washington (1988, 90*, 01*)
	2	Arizona State (2000*, 16*)
	2	USC (1987, 94)
	1	Arizona (2004)
	1	California (2013)
	1	UCLA (1999)
		* - co-champions

WINS AND LOSSES

Highest Winning Pct:	.970	Stanford, 1990 (32-1)
Most Wins, Season:	36	Stanford, 2010
Most Wins, Conf. Season:	18	Stanford, 1989, '96, '97, 2002, '10, '11, '12
Most 20-Win Seasons:	29	Stanford (1988, 89, 90, 91, 92, 93, 94, 95, 96, 97, 98, 2000, 02, 03, 04, 05, 06, 07, 08, 09, 10, 11, 12, 13, 14, 15, 16, 17, 18, 19)
Most Losses, Season:	27	Washington State, 2002
Most Losses, Conf. Season:	18	Washington State, 2002

POINTS (1500 Club)

1. Kelsey Plum, WASH (2014-17)**	3527
2. Chiney Ogwumike, STAN (2011-14)	2737
3. Candice Wiggins, STAN (2005-08)	2629
4. Kristine Anigwe, CAL (2016-19)	2591
5. Nnemkadi Ogwumike, STAN (2009-12)	2491
6. Lisa Leslie, USC (1991-94)	2414
7. Tanja Kostic, OSU (1993-96)	2349
8. Jazmine Davis, WASH (2012-15)	2277
9. Tina Thompson, USC (1994-97)	2248
10. Adia Barnes, ARIZ (1995-98)	2237
11. Kate Starbird, STAN (1994-97)	2215
12. Jordin Canada, UCLA (2015-18)	2153
13. Jillian Alleyne, ORE (2013-16)	2151
14. Ashley Walker, CAL (2006-09)	2142
15. Jayne Appel, STAN (2007-10)	2125
16. Maylana Martin, UCLA (1997-00)	2101
17. Val Whiting, STAN (1989-93)	2077
18. Nicole Powell, STAN (2001-04)	2062
19. Davellyn Whyte, ARIZ (2010-13)	2059
20. Jamie Redd, WASH (1996-99)	2027
21. Cherie Nelson, USC (1987-89)	1996
22. Sabrina Ionescu, ORE (2017-pres.)	1984
23. Alexis Gray-Lawson, CAL (2007-10)	1951
24. Dee-Dee Wheeler, ARIZ (2002-05)	1966
25. Stefanie Kasperski, ORE (1987-90)	1956
26. Kalya Pedersen, STAN (2008-11)	1941
27. Giuliana Mendiola, WASH (2001-04)	1928
28. Rehema Stephens, UCLA (1990-92)	1887
29. Nirra Fields, UCLA (2013-16)	1867
30. Cassie Harberts, USC (2011-14)	1832
31. Naele Quinn, UCLA (2004-07)	1829
32. Sydney Wiese, OSU (2014-17)	1824
33. Layshia Clarendon, CAL (2010-13)	1820
34. Talia Walton, WASH (2012-16)	1819
35. Natalie Williams, UCLA (1991-94)	1813
36. Felicia Ragland, OSU (1999-02)	1803
37. Rhonda Smith, WASH (1992-95)	1801
38. Ruthy Hebard, ORE (2017-present)	1798
39. Nikki Blue, UCLA (2003-06)	1797
40. Jamie Weisner, OSU (2012-16)	1777
41. Reshanda Gray, CAL (2012-15)	1769
42. Monique Billings, UCLA (2015-18)	1761
43. Lia Galdeira, WSU (2012-15)	1710
44. Michelle Greco, UCLA (1999-03)	1707
45. Alanna Smith, STAN (2016-19)	1703
46. Borislava Hristova, WSU (2016-pres.)	1699
47. Brittany Boyd, CAL (2012-15)	1695
48. Ebony Hoffman, USC (2001-04)	1687
49. Lisa Willis, UCLA (2003-06)	1677
50. Loree Payne, WASH (2000-03)	1675
51. Ify Ibeke, WASH (2008-11)	1653
52. Trisha Stevens, STAN (1988-91)	1649
53. Kennedy Leonard, COLO (2016-19)	1635
Emily Potter, UTAH (2014, 16-18)	1635
55. Jennifer Azzi, STAN (1987-90)	1634
56. Michelle Plouffe, UTAH (2012-14)*	1620
Elizabeth Pickney, ARIZ (1999-02)	1620
58. Megan Franza, WASH (1998-01)	1612
59. Teresa Palmisano, CAL (1988-91)	1610
60. Briana Gilbreath, USC (2009-12)	1608
61. Karen Deden, WASH (1988-91)	1596
62. Devanej Hampton, CAL (2006-09)	1588
63. Katy Steding, STAN (1987-90)	1586
64. Anette Mollerstrom, OSU (1993-96)	1582
65. Atoney Nyingifa, UCLA (2009, 11-14)	1570
66. Lindsey Pluimer, UCLA (2005-08)	1556
67. Ashley Corral, USC (2009-12)	1542
68. Tia Presley, WSU (2011-15)	1541
69. Trisha Stafford, CAL (1988-92)	1530
70. Jenni Ruff, WSU (1993-96)	1526
71. Olympia Scott, STAN (1995-98)	1524
72. Brooke Smith, STAN (2002-07)	1520
73. Kennedy Burke, UCLA (2016-19)	1513
74. Anita Kaplan, STAN (1992-95)	1509
75. Amanda Johnson, ore (2009-12)	1505
76. Arianne Boyer, ORE (1993-97)	1501

* Total reflects only Pac-10/12 years.

REBOUNDS (700 Club)

1. Jillian Alleyne, ORE (2013-16)	1712
2. Chiney Ogwumike, STAN (2011-14)	1567
3. Kristine Anigwe, CAL (2016-19)	1404
4. Kalya Pedersen, stan (2008-11)	1266
5. Jayne Appel, STAN (2007-10)	1263
6. Chantel Osahor, WASH (2014-17)	1253
7. Nnemkadi Ogwumike, STAN (2009-12)	1226
8. Gennifer Brandon, CAL (2010, 12-14)	1219
9. Lisa Leslie, USC (1991-94)	1214
10. Ify Ibeke, ARIZ (2008-11)	1194
11. Tina Thompson, USC (1994-97)	1168
12. Monique Billings, UCLA (2015-18)	1159
13. Nicole Powell, STAN (2001-04)	1143
14. Aminah Williams, WASH (2012-15)	1142
15. Natalie Williams, UCLA (1991-94)	1137
16. Val Whiting, STAN (1989-93)	1134
17. Ashley Walker, CAL (2006-09)	1117
18. Emily Potter, UTAH (2014, 16-18)	1037

19. Ruth Hamblin, OSU (2013-16)	1027
20. Talia Caldwell, CAL (2010-13)	1007
21. Ebony Hoffman, USC (2001-04)	1003
Amber Hall, WASH (1996-99)	1003
23. Tanja Kostic, OSU (1993-96)	1001
24. Stefanie Kasperski, ORE (1987-90)	996
25. Kaylee Johnson, STAN (2015-18)	992
26. Ruthy Hebard, ORE (2017-present)	982
27. Erica McCall, STAN (2014-2017)	976
28. Maylana Martin, UCLA (1997-00)	935
29. Cassie Harberts, USC (2011-14)	925
Markel Walker, UCLA (2010-13)	925
31. Sophie Brunner, ASU (2014-17)	921
Adia Barnes, ARIZ (1995-98)	921
33. Atoney Nyingifa, UCLA (2011-14)	920
Cherie Nelson, USC (1987-89)	920
35. Kristen Simon, USC (2015-18)	917
36. Michelle Plouffe, UTAH (2012-14)*	915
37. Shawntinice Polk, ARIZ (2003-05)	914
38. Karen Deden, WASH (1988-91)	912
39. Talia Walton, WASH (2012-16)	908
40. Reshanda Gray, CAL (2012-15)	904
41. Kate Benz, WSU (2003-07)	899
42. Deven Hunter, OSU (2013-16)	893
Amanda Johnson, ORE (2009-12)	893
44. Devanej Hampton, CAL (2006-09)	876
45. Keshia Martin, CAL (1989-93)	875
46. Teresa Palmisano, CAL (1988-91)	874
47. Lajahna Drummer, UCLA (2016-19)	873
48. Debbie Sporchich, ORE (1991-94)	868
49. Katy Steding, STAN (1987-90)	864
50. Arianne Boyer, ORE (1994-97)	850
51. Marie Gulich, OSU (2015-18)	843
52. Alanna Smith, STAN (2016-19)	842
53. Megan Huff, UTAH (2016-19)	840
54. Andre Bills, ORE (2002-05)	825
55. Monique Ambers, ASU (1990-93)	823
56. Gena Pelz, WASH (1995-98)	820
57. Briana Gilbreath, USC (2009-12)	813
58. Sandra Van Embricqs, UCLA (1987-90)	811
59. Rhonda Smith, WASH (1992-95)	803
60. Taryn Wicijowski, UTAH (2012-13, 15)*	799
61. Janae Hubbard, UCLA (1997-00)	798
62. Noelle Quinn, UCLA (2004-07)	794
63. Jennie Leander, CAL (1996-99)	790
64. Ingrid Dixon, CAL (1991-94)	789
65. Brittany Boyd, CAL (2012-15)	787
66. Kristen Newlin, STAN (2003-07)	780
Rachel Hemmer, STAN (1992-95)	780
68. Cathrine Kraayeveld, ORE (2002-05)	774
69. Jamee Swan, COLO (2013-16)	772
70. Giuliana Mendiola, WASH (2001-04)	769
71. Sonjha Fleming, OSU (1990-93)	759
72. Sabrina Ionescu, ORE (2017-present)	756
73. Tiffany Ducker, OSU (2005-08)	755
74. Olympia Scott, STAN (1995-98)	753
75. Felicia Ragland, OSU (1999-02)	739
76. Christina Marinacci, USC (2010-13)	738
77. Lindsey Pluimer, UCLA (2005-08)	737
78. Mikayla Pivec, OSU (2017-present)	734
Elizabeth Pickney, ARIZ (1999-02)	736
80. Alexyz Vaoietama, USC (2011-15)	734
81. Jazmine Perkins, WSU (2010-12)	728
82. Jenni Ruff, WSU (1993-96)	727
83. Eshaya Murphy, USC (2003-07)	722
84. Trisha Stafford, CAL (1989-92)	721
85. Jamie Weisner, OSU (2013-16)	719
86. Jamie Redd, WASH (1996-99)	714
87. Mikaela Ruef, STAN (2010-14)	708
88. Brooke Smith, STAN (2004-07)	706

SCORING AVERAGE (min. 2 seasons)

1. Kelsey Plum, WASH (2014-17)	25.4
2. Cherie Nelson, USC (1987-89)	23.2
3. Rehema Stephens, UCLA (1990-92)	21.7
4. Tanja Kostic, OSU (1993-96)	21.2
5. Judy Shannon, OSU (1991-92)	20.5
6. Natalie Williams, UCLA (1991-94)	20.4
7. Kristine Anigwe, CAL (2016-19)	20.2
8. Lisa Leslie, USC (1991-94)	20.1
9. Tina Thompson, USC (1994-97)	19.7
10. Candice Wiggins, STAN (2005-2008)	19.2
11. Chiney Ogwumike, STAN (2011-14)	18.9
12. Adia Barnes, ARIZ (1995-98)	18.5
13. Maylana Martin, UCLA (1997-00)	18.1
14. Jillian Alleyne, ORE (2013-16)	17.9
15. Lia Galdeira, WSU (2013-15)	17.8
16. Jamie Redd, WASH (1996-99)	17.8
17. Chelle Flameo, OSU (1987-89)	17.7
18. Felicia Ragland, OSU (2000-03)	17.6
19. Jazmine Davis, WASH (2012-15)	17.4
20. Nicole Powell, STAN (2001-04)	17.3
20. Nnemkadi Ogwumike, STAN (2009-12)	17.2

Active:

Sabrina Ionescu, ORE (2017-pres.)	18.2
Aari McDonald, WASH/ARIZ (2016-pres.)	17.9
Borislava Hristova, WSU (2016-pres.)	17.7

REBOUNDING AVG. (min. 2 seasons)

1. Jillian Alleyne, ORE (2013-16)	14.3
2. Natalie Williams, UCLA (1991-94)	12.8
3. Kristine Anigwe, CAL (2016-19)	11.0
4. Chiney Ogwumike, STAN (2011-14)	10.8
5. Cherie Nelson, USC (1987-89)	10.7
6. Ify Ibeke, ARIZ (2008-pres.)	10.3
7. Tina Thompson, USC (1994-97)	10.2
8. Lisa Leslie, USC (1991-94)	10.1
9. Chantel Osahor, WASH (2014-17)	9.8
10. Shawntinice Polk, ARIZ (2003-05)	9.7
11. Gennifer Brandon, CAL (2010, 12-14)	9.6
12. Nicole Powell, STAN (2001-04)	9.6
13. Amber Hall, WASH (1995-99)	9.6
14. Judy Shannon, OSU (1991-92)	9.5
15. Michelle Plouffe, UTAH (2012-14)	9.3
16. Debbie Sporchich, ORE (1991-94)	9.1
17. Tanja Kostic, OSU (1993-96)	9.0
18. Val Whiting, STAN (1989-93)	8.8
19. Aminah Williams, WASH (2012-15)	8.7
20. Ebony Hoffman, USC (2001-04)	8.7
Dana Patterson, ARIZ (1987-88)	8.7

Active:

Ruthy Hebard, ORE (2017-present)	8.8
---	------------

FIELD GOALS MADE

1. Kelsey Plum, WASH (2014-17)	1136
2. Chiney Ogwumike, STAN (2011-14)	1100
3. Kristine Anigwe, CAL (2016-19)	991
4. Lisa Leslie, USC (1991-94)	973
5. Nnemkadi Ogwumike, STAN (2009-12)	965
6. Candice Wiggins, STAN (2005-08)	889
7. Adia Barnes, ARIZ (1995-98)	881
8. Jayne Appel (2007-10)	876
9. Tanja Kostic, OSU (1993-96)	869
10. Jillian Alleyne, ORE (2013-16)	829

FIELD GOAL ATTEMPTS

1. Kelsey Plum, WASH (2014-17)	2565
2. Candice Wiggins, STAN (2005-08)	1934
3. Jazmine Davis, WASH (2012-2015)	1924
4. Chiney Ogwumike, STAN (2011-14)	1868
5. Jordin Canada, UCLA (2015-18)	1850
6. Jamie Redd, WASH (1996-99)	1838
7. Lisa Leslie, USC (1991-94)	1822
8. Talia Walton, WASH (2013-16)	1820
9. Nirra Fields, UCLA (2013-16)	1816
10. Rehema Stephens, UCLA (1989-92)	1807

FIELD GOAL PCT.

(min. 4 made per game)

1. Kristin Folk, STAN (1995, 97-98)	64.4
2. Chiney Ogwumike, STAN (2011-14)	58.9
3. Nnemkadi Ogwumike, STAN (2009-12)	58.3
4. Tatum Brown, ARIZ (1999-00)	58.2
5. Kristin Kovessy, ASU (2003-06)	57.5
6. Shawntinice Polk, ARIZ (2003-05)	57.3
7. Jayne Appel, STAN (2007-10)	56.5
8. Kisa Hughes, UCLA (1994-96)	56.4
9. Stefanie Kasperski, ORE (1987-90)	56.3
10. Melody Johnson, ASU (2001-02)	56.2

Active:

Ruthy Hebard, ORE (2017-present)	64.0
---	-------------

THREE-POINT FIELD GOALS MADE

1. Sydney Wiese, OSU (2014-17)	373
2. Kelsey Plum, WASH (2014-17)	343
3. Candice Wiggins, STAN (2005-08)	295
4. Ashley Corral, USC (2009-12)	292
5. Lisa Griffith, ARIZ (1997-00)	285
6. Lexi Bando, ORE (2015-18)	283
7. Davellyn Whyte, ARIZ (2010-13)	274
8. Taylor Lilley, ORE (2007-10)	270
9. Sabrina Ionescu, ORE (2017-pres.)	269
10. Jeanette Pohlen, STAN (2008-11)	268

THREE-POINT FG ATTEMPTS

1. Sydney Wiese, OSU (2014-17)	909
2. Kelsey Plum, WASH (2014-17)	897
3. Ashley Corral, USC (2009-12)	820
4. Davellyn Whyte, ARIZ (2010-13)	813
5. Jazmine Davis, WASH (2012-2015)	764
6. Candice Wiggins, STAN (2005-08)	754
7. Talia Walton, WASH (2013-16)	753
8. Lisa Griffith, ARIZ (1997-00)	747
9. Loree Payne, WASH (2000-03)	732
10. Jeanette Pohlen, STAN (2008-11)	711

THREE-POINT FG PCT

(min. 1 made per game)

1. Rosalind Moore-Senior, ASU (1987-89)	49.4
2. Chris Holden, CAL (1987-90)	46.7
3. Lexi Bando, ORE (2014-18)	45.7
4. Jennifer Azzi, STAN (1987-90)	45.2
5. Karlie Samuelson, STAN (2014-17)	44.5
6. Michelle Eble, ORE (1987-90)	44.3
7. Jonni Gray, WSU (1987-89)	42.4
8. Laura Moore, WASH (1990-93)	42.4
9. Kristin Iwanaga, CAL (2002-05)	42.2
10. Jamie Weisner, OSU (2013-16)	41.1

Active:

Erin Boley, ORE (2018-present)	43.0
Sabrina Ionescu, ORE (2017-present)	43.0
Kat Tudor, OSU (2017-present)	42.3

FREE THROWS MADE

1. Kelsey Plum, WASH (2014-17)**	912
2. Tanja Kostic, OSU (1993-96)	608
3. Kristine Anigwe, CAL (2016-19)	595
4. Jazmine Davis, WASH (2012-15)	578
5. Cassie Harberts, USC (2011-14)	560
6. Candice Wiggins, STAN (2005-08)	556
7. Nnemkadi Ogwumike, STAN (2009-12)	555
8. Tina Thompson, USC (1994-97)	552
9. Maylana Martin, UCLA (1997-00)	550
10. Chiney Ogwumike, STAN (2011-14)	532

FREE THROW ATTEMPTS

1. Kelsey Plum, WASH (2014-17)	1036
2. Tanja Kostic, OSU (1993-96)	903
3. Kristine Anigwe, CAL (2016-19)	878
4. Cassie Harberts, USC (2011-14)	862
5. Jillian Alleyne, ORE (2012-16)	798
6. Maylana Martin, UCLA (1997-00)	797
7. Jazmine Davis, WASH (2012-15)	779
8. Chiney Ogwumike, STAN (2011-14)	755
9. Tina Thompson, USC (1994-97)	755
10. Rhonda Smith, WASH (1992-95)	722

FREE THROW PCT

(min. 2 made per game)

1. Kristin Iwanaga, CAL (2002-05)	89.0
2. Kelsey Plum, WASH (2014-17)	88.0
3. Kelley Suminski, STAN (2002-05)	84.3
4. Laura Moore, WASH (1990-93)	84.0
5. Shaquella Williams, ORE (1999-03)	83.9
6. Briann January, ASU (2006-09)	83.0
7. Nicole Powell, STAN (2001-04)	82.9
8.	



MOST POINTS (600-POINT CLUB)

Table with 3 columns: Rank, Player Name, School (Year), and Points. Top entries include Kelsey Plum (WASH 2017) with 1,109 points and Sabrina Ionescu (ORE 2018) with 748 points.

SCORING AVG. G . . . PTS . AVG

Table with 4 columns: Rank, Player Name, School (Year), Games, Points, and Average. Top entries include Kelsey Plum (WASH 2017) with 35 games and 1109 points.

REBOUNDS (300-REBOUND CLUB)

Table with 3 columns: Rank, Player Name, School (Year), and Rebounds. Top entries include Kristine Anigwe (CAL 2019) with 533 rebounds and Ruth Hamblin (OSU 2016) with 370 rebounds.

REBOUNDING AVG. G . . . REB . AVG

Table with 4 columns: Rank, Player Name, School (Year), Games, Rebounds, and Average. Top entries include Kristine Anigwe (CAL 2019) with 33 games and 533 rebounds.

FIELD GOALS MADE

Table with 3 columns: Rank, Player Name, School (Year), and Field Goals Made. Top entries include Chiney Ogwumike (STAN 2014) with 402 field goals made.

FIELD GOALS ATTEMPTS

Table with 3 columns: Rank, Player Name, School (Year), and Field Goals Attempted. Top entries include Kelsey Plum (WASH 2016) with 760 field goals attempted.

FIELD GOAL PCT.

(minimum 4 made per game) FG-FGA . PCT

Table with 3 columns: Rank, Player Name, School (Year), FG-FGA, and PCT. Top entries include Ruthy Hebard (ORE 2019) with a 246-367.67 FG-FGA and Ruthy Hebard (ORE 2018) with a 272-412.66 FG-FGA.

THREE-POINT FIELD GOALS MADE

Table with 3 columns: Rank, Player Name, School (Year), and Three-Point Field Goals Made. Top entries include Taylor Lilley (ORE 2010) with 124 three-point field goals made.

THREE-POINT FG ATTEMPTS

Table with 3 columns: Rank, Player Name, School (Year), and Three-Point Field Goals Attempted. Top entries include Katelyn Loper (ORE 2014) with 306 three-point field goals attempted.

THREE-POINT FIELD GOAL PCT.

(minimum 1 made per game) FG-FGA . PCT

Table with 3 columns: Rank, Player Name, School (Year), FG-FGA, and PCT. Top entries include Kristin Iwanaga (CAL 2005) with a 43-82 FG-FGA and Taylor Lilley (ORE 2007) with a 39-77 FG-FGA.

** NCAA Records

FREE THROWS

1. Kelsey Plum, WASH (2016)	266
2. Kelsey Plum, WASH (2017)	236
3. Kelsey Plum, WASH (2015)	207
Cassie Harberts, USC (2013)	207
Aari McDonald, ARIZ (2019)	203
5. Kelsey Plum, WASH (2014)	203
Jenni Ruff, WSU (1996)	203
7. Nnemkadi Ogumike, STAN (2012)	191
8. Jillian Alleyne, ORE (2014)	190
9. Candice Wiggins, STAN (2008)	184
10. Trisha Stafford, CAL (1992)	180
Tanja Kostic, OSU (1996)	180

FREE THROW ATTEMPTS

1. Kelsey Plum, WASH (2016)	299
2. Cassie Harberts, USC (2013)	298
3. Tanja Kostic, OSU (1995)	274
4. Kristine Anigwe, CAL (2019)	273
5. Aari McDonald, ARIZ (2019)	269
6. Jillian Alleyne, ORE (2014)	268
7. Kelsey Plum, WASH (2017)	266
8. Tanja Kostic, OSU (1996)	263
9. Jenni Ruff, WSU (1996)	261
10. Kristine Anigwe, CAL (2017)	254

FREE THROW PCT.

(minimum 2 made per game) FT-FTA . . PCT	
1. Kristin Iwanaga, CAL (2005)	85-91 . 93.4
2. Japreece Dean, UCLA (2019)	107-11692.2
3. Gabrielle Richards, ORE (2006)	60-66 . 90.9
4. Shaquala Williams, ORE (2002)	108-119 90.8
5. Reiko Thomas, ARIZ (2010)	75-83 . 90.4
6. Andrea Constand, ARIZ (1996)	64-71 . 90.1
7. Mercedes Fox-Griffin, OSU (2009)	81-90 . 90.0
8. Kelsey Plum, WASH (2015)	207-231 . 89.6
9. Jeanette Pohlen, STAN (2011)	75-84 . 89.3
10. Kelsey Plum, WASH (2016)	207-231 . 89.6

ASSISTS

1. Sabrina Ionescu, ORE (2019)	311
2. Sabrina Ionescu, ORE (2018)	298
3. Brenda Pantoja, ARIZ (1996)	278
4. Jordin Canada, UCLA (2018)	248
5. Jordin Canada, UCLA (2017)	242
Reshea Bristol, ARIZ (2001)	242
7. Sonja Henning, STAN (1991)	237
8. Erica Gomez, UCLA (1999)	227
9. Brittany Boyd, CAL (2015)	226
10. Sonja Henning, STAN (1990)	221



USC's Cherie Nelson holds the Conference record for most points in a game, scoring 50 in 1989.

ASSISTS PER GAME G . . AST . AVG

1. Brenda Pantoja, ARIZ (1996)	30	278	9.3
2. Boky Vidic, OSU (1994)	21	176	8.4
3. Sabrina Ionescu, ORE (2019)	38	311	8.2
4. Sabrina Ionescu, ORE (2018)	38	298	7.8
5. Reshea Bristol, ARIZ (2001)	32	242	7.6
Jade Hyett, WSU (1997)	27	205	7.6
7. Sonja Henning, STAN (1991)	32	237	7.4
8. Milena Flores, STAN (1999)	30	219	7.3
9. Ryneldi Becenti, ASU (1993)	27	195	7.2
10. Jordin Canada, UCLA (2018)	35	245	7.1
Jordin Canada, UCLA (2017)	34	242	7.1

STEALS

1. Jade Hyatt, WSU (1997)	123
2. Lisa Willis, UCLA (2006)	115
3. Jordin Canada, UCLA (2018)	114
4. Lia Galdeira, WSU (2015)	105
5. Nikki Thompson, ASU (1994)	104
6. Lisa Willis, UCLA (2005)	102
7. Lisa Willis, UCLA (2004)	100
Nicole Anderson, UCLA (1993)	100
Eliza Sokolowska, CAL (1995)	100
10. Brittany Boyd, CAL (2015)	97
Detra Lockhart, UCLA (1994)	97

STEALS PER GAME G . . STL . AVG

1. Jade Hyatt, WSU (1997)	27	123	4.6
2. Nikki Thompson, ASU (1994)	25	104	4.2
3. Nicole Anderson, UCLA (1993)	27	100	3.7
4. Eliza Sokolowska, CAL (1995)	27	100	3.7
5. Lisa Willis, UCLA (2005)	28	102	3.64
6. Lisa Willis, UCLA (2006)	32	115	3.59
7. Penny Bowden, WSU (1988)	28	96	3.4
8. Tammy Story, USC (1990)	27	91	3.4
9. Nikki Blue, UCLA (2005)	27	91	3.37
10. Lisa Willis, UCLA (2004)	30	100	3.33

BLOCKED SHOTS

1. Ruth Hamblin, OSU (2014)	141
2. Ruth Hamblin, OSU (2016)	130
3. Ruth Hamblin, OSU (2015)	122
4. Stefanie Kasperski, ORE (1988)	119
5. Patricia Bright, OSU (2012)	115
6. Stefanie Kasperski, ORE (1989)	111
7. Marie Gülich, OSU (2018)	95
Lisa Leslie, USC (1993)	95
8. Lisa Leslie, USC (1994)	94
9. El Sara Greer, OSU (2011)	92
Stefanie Kasperski, ORE (1990)	92

BLOCKS PER GAME G . . REB . AVG

1. Stefanie Kasperski, ORE (1988)	28	119	4.3
2. Ruth Hamblin, OSU (2014)	35	141	4.03
3. Ruth Hamblin, OSU (2015)	32	122	3.81
4. Ruth Hamblin, OSU (2016)	37	130	3.51
5. Stefanie Kasperski, ORE (1989)	32	111	3.5
6. Patricia Bright, OSU (2012)	33	115	3.48
7. Lisa Leslie, USC (1993)	29	95	3.3
8. Stefanie Kasperski, ORE (1990)	29	92	3.2
9. Lisa Leslie, USC (1994)	30	94	3.1
10. El Sara Greer, OSU (2011)	30	92	3.07

2019-20 Returnees in bold



Oregon State's Tanja Kostic is fifth in the Pac-12 career scoring records and 18th in rebounding.



USC's Lisa Leslie is one of the most decorated players in Pac-12 women's basketball history.



SCORING G..... PTS ... AVG

Table with 3 columns: Year, Player Name, School, Games, Points, Average. Lists top scorers from 1986-87 to 2018-19.

FIELD GOAL PCT. FGM. FGA ...PCT.

Table with 3 columns: Year, Player Name, School, Field Goals Made, Field Goals Attempted, Percentage. Lists top field goal shooters from 1986-87 to 2018-19.

FREE THROW PCT. FTM . FTA ...PCT.

Table with 3 columns: Year, Player Name, School, Free Throws Made, Free Throws Attempted, Percentage. Lists top free throw shooters from 1986-87 to 2018-19.

REBOUNDING G..... REB .. AVG

Table with 3 columns: Year, Player Name, School, Games, Rebounds, Average. Lists top rebounders from 1986-87 to 2018-19.

3-PT FIELD GOAL PCT. 3F ATT ...PCT.

Table with 3 columns: Year, Player Name, School, 3-Point Field Goals Made, 3-Point Field Goals Attempted, Percentage. Lists top 3-point shooters from 1986-87 to 2018-19.

STEALS G..... ST AVG

Table with 3 columns: Year, Player Name, School, Games, Steals, Average. Lists top stealers from 1986-87 to 2018-19.

BLOCKS	G.....	BLK...	AVG	ASSISTS	G.....	AST ...	AVG	ASSIST/TURNOVER RATIO.....	G	AST... TO .	Ratio
1986-87	Monica Lamb, USC.....	30	82	2.7	1986-87	Anja Hellman, CAL	31	215	6.9	1986-87	
1987-88	Stefanie Kasperski, ORE	28	119	4.3	1987-88	Paula Pyers, USC	30	181	6.0	1987-88	
1988-89	Stefanie Kasperski, ORE	32	111	3.5		Jennifer Azzi, STAN	32	191	6.0	1988-89	
1989-90	Stefanie Kasperski, ORE	29	92	3.2	1988-89	Jennifer Azzi, STAN	31	203	6.5	1989-90	
1990-91	Lisa Leslie, USC.....	30	78	2.6	1989-90	Sonja Henning, STAN	33	221	6.7	1990-91	
1991-92	Lisa Leslie, USC.....	31	54	1.7	1990-91	Sonja Henning, STAN	32	237	7.4	1991-92	
1992-93	Lisa Leslie, USC.....	29	95	3.3	1991-92	Ryneldi Becenti, ASU	29	201	6.9	1992-93	
1993-94	Lisa Leslie, USC.....	30	94	3.1	1992-93	Ryneldi Becenti, ASU	27	195	7.2	1993-94	
1994-95	Renae Fegent, ORE	28	65	2.3	1993-94	Boky Vidic, OSU	21	176	8.4	1994-95	
1995-96	Renae Fegent, ORE	29	74	2.6	1994-95	Boky Vidic, OSU	29	203	7.0	1995-96	
1996-97	Michelle Campbell, USC	28	59	2.1	1995-96	Brenda Pantoja, ARIZ	30	278	9.3	1996-97	
1997-98	Marte Alexander, ARIZ	29	53	1.83	1996-97	Jade Hyett, WSU	27	205	7.6	1997-98	
1998-99	Jenny Mowe, ORE	31	63	2.03	1997-98	Milena Flores, STAN	27	165	6.11	1998-99	
1999-00	Sissel Pierce, OSU	29	85	2.93	1998-99	Milena Flores, STAN	30	219	7.3	1999-00	
2000-01	Denise Woods, USC	27	51	1.9	1999-00	Milena Flores, STAN	30	178	5.93	2000-01	
2001-02	Cori Enghusen, STAN	35	58	1.66	2000-01	Reshea Bristol, ARIZ	32	242	7.6	2001-02	Leilani Estavan, OSU.....
2002-03	Shawntinice Polk, ARIZ	31	80	2.58	2001-02	Nicole Powell, STAN	35	220	6.29	2002-03	Julie Brase, ARIZ.....
2003-04	Shawntinice Polk, ARIZ	33	80	2.42	2002-03	Giuliana Mendiola, WASH	30	162	5.4	2003-04	Corrie Mizusawa, ORE
2004-05	Shawntinice Polk, ARIZ	30	62	2.07	2003-04	Corrie Mizusawa, ORE	29	180	6.21	2004-05	Corrie Mizusawa, ORE
2005-06	Ashley Walker, CAL	30	51	1.70	2004-05	Corrie Mizusawa, ORE	30	209	6.97	2005-06	Jamie Hagiya, USC
2006-07	Jayne Appel, STAN	33	61	1.85	2005-06	Nikki Blue, UCLA	32	189	5.91	2006-07	JJ Hones, STAN.....
2007-08	Jayne Appel, STAN	39	84	2.15	2006-07	Mercedes Fox-Griffin, OSU	28	180	6.43	2007-08	JJ Hones, STAN.....
2008-09	Jayne Appel, STAN	38	70	1.84	2007-08	Ashley Whisonant, ARIZ	29	141	4.86	2008-09	Briann January, ASU
2009-10	Carly Noyes, WSU	30	57	1.9	2008-09	Briann January, ASU	35	167	4.77	2009-10	Jeanette Pohlen, STAN
2010-11	El Sara Greer, OSU	30	92	3.07	2009-10	Ashley Corral, USC	31	154	5.0	2010-11	Kayla Pedersen, STAN
2011-12	Patricia Bright, OSU	33	115	3.48	2010-11	Sarah Morton, WASH	24	118	4.92	2011-12	Toni Kokenis, STAN
2012-13	Joslyn Tinkle, STAN	36	66	1.83	2011-12	Janita Badon, UTAH	26	143	5.50	2012-13	Mercedes Wetmore, WASH
2013-14	Ruth Hamblin, OSU	35	141	4.03	2012-13	Markel Walker, UCLA	33	187	5.67	2013-14	Amber Orange, STAN
2014-15	Ruth Hamblin, OSU	32	122	3.81	2013-14	Brittany Boyd, CAL	31	185	5.97	2014-15	Sydney Wiese, OSU
2015-16	Ruth Hamblin, OSU	37	130	3.51	2014-15	Brittany Boyd, CAL	33	26	6.85	2015-16	Maite Cazorla, ORE
2016-17	Emily Potter, UTAH	31	89	2.87	2015-16	Maite Cazorla, ORE	35	206	5.89	2016-17	Jordin Canada, UCLA
2017-18	Marie Gulich, OSU	34	95	2.8	2016-17	Jordin Canada, UCLA	34	242	7.12	2017-18	Reili Richardson, ASU
2018-19	Alanna Smith, STAN	36	78	2.17	2017-18	Sabrina Ionescu, ORE	38	298	7.8	2018-19	Reili Richardson, ASU
					2018-19	Sabrina Ionescu, ORE	38	311	8.2		

TRIPLE-DOUBLES

(Pac-12 years only)

SABRINA IONESCU, OREGON (18)*

- vs. San Jose State, Nov. 27, 2016 (11 points, 12 rebounds, 11 assists) at Clemson, Dec. 12, 2016 (23 points, 12 rebounds, 10 assists) vs. Utah, Jan. 22, 2017 (14 points, 10 rebounds, 13 assists) vs. UCLA, Feb. 20, 2017 (11 points, 10 rebounds, 10 assists) vs. Drake, Nov. 12, 2017 (29 points, 10 rebounds, 11 assists) at Texas A&M, Nov. 16, 2017 (16 points, 10 rebounds, 11 assists) vs. Mississippi, Dec. 17, 2017 (21 points, 11 rebounds, 14 assists) vs. Washington, Dec. 31, 2017 (24 points, 14 rebounds, 10 assists) at Utah, Jan. 28, 2018 (19 points, 10 rebounds, 13 assists) vs. Seattle University, Mar. 16, 2018 (19 points, 10 rebounds, 11 assists) at Alaska Fairbanks, Nov. 6, 2018 (18 points, 11 rebounds, 12 assists) vs. Buffalo, Nov. 18, 2018 (12 points, 10 rebounds, 10 assists) vs. Air Force, Dec. 20, 2018 (17 points, 11 rebounds, 13 assists) vs. UC Irvine, Dec. 21, 2018 (13 points, 10 rebounds, 14 assists) vs. Washington State, Jan. 6, 2019 (17 points, 12 rebounds, 10 assists) vs. Arizona, Jan. 20, 2019 (21 points, 12 rebounds, 12 assists) vs. USC, Feb. 24, 2019 (13 points, 12 rebounds, 13 assists) vs. Indiana, Mar. 24, 2019 (29 points, 10 rebounds, 12 assists)

*NCAA Record

NICOLE POWELL, STANFORD (6)

- vs. Tulane, Mar. 18, 2002 (16 points, 10 rebounds, 10 assists) vs. Weber State, Mar. 16, 2002 (20 points, 11 rebounds, 10 assists) vs. Washington, Feb. 14, 2002 (21 points, 10 rebounds, 12 assists) vs. Santa Clara, Dec. 2, 2001 (29 points, 15 rebounds, 10 assists) vs. Indiana, Nov. 16, 2001 (11 points, 12 rebounds, 11 assists) at Washington State, Feb. 22, 2001 (10 points, 10 rebounds, 10 assists)

BRITTANY BOYD, CALIFORNIA (3)

- vs. Sacramento State, Dec. 3, 2014 (11 points, 19 rebounds, 16 assists) vs. San Jose State, Nov. 28, 2014 (11 points, 13 rebounds, 12 assists) vs. Washington State, Feb. 27, 2014 (13 points, 14 rebounds, 11 assists)

JORDIN CANADA, UCLA (2)

- vs. Southern, Nov. 18, 2016 (11 points, 10 boards, 12 assists) vs. San Jose State, Nov. 10, 2017 (26 points, 10 assists, 11 steals)

DAVELLYN WHYTE, ARIZONA (1)

- vs. Arizona State, Feb. 19, 2013 (31 points, 16 rebounds, 10 assists)

RYNELDI BECENTI, ARIZONA STATE (1)

- vs. Oregon, Jan. 25, 1992 (15 points, 10 rebounds, 12 assists)

ROBIN CONLEY, ARIZONA STATE (1)

- vs. Washington, Jan. 17, 1987 (16 points, 10 rebounds, 15 assists)

GABBY CREEN, CALIFORNIA (1)

- vs. CSUN, Dec. 30, 2015 (11 points, 10 assists, 14 assists)

ELIZA SOKOLOWSKA, CALIFORNIA (1)

- vs. Arizona State, Feb. 9, 1995 (13 points, 15 assists, 10 steals)

CHUCKY JEFFERY, COLORADO (1)

- at Oklahoma State, Mar. 25, 2012 (12 points, 12 rebounds, 10 assists)

LEXY KRESL, COLORADO (1)

- vs. Colorado State, Nov. 29, 2014 (12 points, 11 rebounds, 11 assists)

SYDNEY WIESE, OREGON STATE (1)

- vs. UC Davis, Dec. 14, 2016 (27 points, 10 rebounds, 10 assists)

RUTH HAMBLIN, OREGON STATE (1)

- vs. Oregon, Jan. 13, 2014 (23 points, 12 rebounds, 10 blocks)

JENNIFER AZZI, STANFORD (1)

- vs. Brigham Young, Jan. 15, 1987 (14 points, 10 rebounds, 16 assists)

SONJA HENNING, STANFORD (1)

- vs. Cal State Fullerton, March 16, 1991 (19 points, 10 rebounds, 10 assists)

ERICA GOMEZ, UCLA (1)

- vs. USC, Feb. 24, 1996 (18 points, 11 rebounds, 10 assists)

NOELLE QUINN, UCLA (1)

- vs. California, Feb. 19, 2004 (21 points, 10 rebounds, 10 assists)

MARKEL WALKER, UCLA (1)

- vs. Washington State, Feb. 4, 2012 (14 points, 15 rebounds, 10 assists)

CHANTEL OSAHOR (1)

- vs. Idaho, Nov. 22, 2016 (11 points, 21 rebounds, 10 assists)



SCORING	G	PTS	AVG	
1986-87	USC	30	2484	82.8
1987-88	USC	30	2432	81.1
1988-89	Stanford	31	2724	87.9
1989-90	Stanford	33	3036	92.8
1990-91	Stanford	32	2732	85.4
1991-92	Stanford	33	2825	85.6
1992-93	Stanford	32	2527	79.0
1993-94	Stanford	31	2592	83.6
1994-95	Stanford	33	2788	84.5
1995-96	Stanford	32	2485	77.7
1996-97	Stanford	36	3033	84.3
1997-98	Stanford	27	2314	85.7
1998-99	UCLA	34	2896	85.2
1999-00	Arizona	32	2484	77.6
2000-01	Arizona	32	2521	78.8
2001-02	Stanford	35	2809	80.3
2002-03	Washington	30	2267	75.6
2003-04	Arizona	33	2386	72.3
2004-05	Stanford	35	2724	77.8
2005-06	Stanford	34	2671	78.6
2006-07	Arizona State	36	2606	72.4
2007-08	Stanford	39	2928	75.1
2008-09	Stanford	38	2839	76.1
2009-10	Oregon	34	2767	81.4
2010-11	Stanford	36	2856	79.3
2011-12	Stanford	32	2811	76.0
2012-13	California	36	2586	71.8
2013-14	Oregon	32	2981	93.2
2014-15	Washington	33	2476	75.0
2015-16	UCLA	35	2583	73.8
2016-17	Washington	35	2975	85.0
2017-18	Oregon	38	3132	82.4
2018-19	Oregon	38	3227	84.9

SCORING MARGIN	OWN	OPP	DIFF	
1986-87	Washington	76.7	64.1	12.6
1987-88	Washington	77.5	62.6	14.9
1988-89	Stanford	87.9	68.3	19.5
1989-90	Stanford	92.8	66.2	23.0
1990-91	Stanford	85.4	70.7	14.7
1991-92	Stanford	85.6	70.1	15.5
1992-93	Stanford	79.0	63.3	15.6
1993-94	Stanford	83.6	65.7	17.9
1994-95	Stanford	84.5	60.8	23.7
1995-96	Stanford	77.7	60.0	17.7
1996-97	Stanford	84.3	61.1	23.1
1997-98	Stanford	85.7	70.9	14.9
1998-99	UCLA	85.2	72.9	12.3
1999-00	Arizona	77.6	67.7	9.9
2000-01	Arizona	78.8	69.7	9.1
2001-02	Stanford	80.3	61.4	18.9
2002-03	Stanford	70.7	58.9	11.8
2003-04	Stanford	70.4	58.4	11.9
2004-05	Stanford	77.8	56.0	21.9
2005-06	Stanford	78.6	62.9	15.7
2006-07	Stanford	71.3	57.1	14.2
2007-08	Stanford	75.1	56.4	18.7
2008-09	Stanford	76.1	55.8	20.3
2009-10	Stanford	76.1	53.9	22.2
2010-11	Stanford	79.3	55.5	23.9
2011-12	Stanford	76.0	55.3	20.7
2012-13	Stanford	70.5	51.9	18.6
2013-14	Stanford	76.7	60.2	16.6
2014-15	Oregon State	72.8	57.2	15.7
2015-16	Oregon State	66.9	51.9	14.9
2016-17	Washington	88.0	64.0	21.0
2017-18	Oregon	82.4	63.6	18.8
2018-19	Oregon	84.9	63.0	21.9

REBOUNDING	G	REB	AVG	
1986-87	Oregon	30	1387	46.2
1987-88	UCLA	30	1306	43.5
1988-89	Arizona State	28	1234	44.1
1989-90	USC	27	1183	43.8
1990-91	Arizona State	28	1337	47.8
1991-92	UCLA	31	1432	46.2
1992-93	Stanford	32	1410	44.1
1993-94	USC	30	1377	45.9
1994-95	Stanford	33	1412	42.8
1995-96	Oregon State	28	1167	41.7
1996-97	Washington	28	1259	45.0
1997-98	Washington	28	1244	44.4
1998-99	Washington	29	1290	44.5
1999-00	UCLA	29	1209	41.7
2000-01	Washington	32	1351	42.2
2001-02	Stanford	35	1517	43.3
2002-03	Arizona	31	1234	39.8
2003-04	Arizona	33	1265	38.3
2004-05	USC	31	1251	40.4
2005-06	Stanford	34	1395	41.0
2006-07	Stanford	34	1454	42.8
2007-08	UCLA	31	1309	42.2
2008-09	Stanford	38	1663	43.8
2009-10	Stanford	38	1719	45.2
2010-11	Stanford	36	1565	43.5
2011-12	California	35	1592	45.5
2012-13	California	36	1606	44.6
2013-14	Oregon	32	1633	51.0
2014-15	Oregon State	32	1370	42.8
2015-16	Oregon State	37	1620	43.8
2016-17	Oregon State	36	1559	43.3
2017-18	Oregon State	34	1428	42.0
2018-19	Oregon State	34	1428	42.0

REBOUNDING MARGIN	OWN	OPP	DIFF	
1986-87	Washington	42.4	34.5	7.9
1987-88	UCLA	43.5	36.0	7.5
1988-89	Oregon	42.7	37.3	5.4
1989-90	Stanford	43.2	35.5	7.6
1990-91	Oregon State	44.5	38.9	5.6
1991-92	Stanford	43.0	38.6	4.4
1992-93	USC	40.5	35.2	5.3
1993-94	USC	45.9	40.6	5.3
1994-95	Stanford	42.8	33.6	9.2
1995-96	Stanford	41.1	35.3	5.8
1996-97	Stanford	43.7	35.6	8.1
1997-98	Stanford	39.3	30.8	8.6
1998-99	UCLA	43.3	38.3	5.0
1999-00	Oregon State	39.7	34.0	5.7
2000-01	Oregon State	38.0	34.4	3.6
2001-02	Stanford	43.3	35.0	8.3
2002-03	Stanford	39.2	31.2	8.0
2003-04	Arizona	38.3	33.5	4.8
2004-05	Stanford	39.5	33.2	6.2
2005-06	Arizona State	37.8	31.3	6.4
2006-07	Stanford	42.8	35.4	7.4
2007-08	California	40.9	33.1	7.7
2008-09	Stanford	43.8	30.5	13.2
2009-10	Stanford	45.2	33.5	11.8
2010-11	Stanford	43.5	31.9	11.6
2011-12	California	45.5	32.9	12.6
2012-13	California	44.6	33.2	11.4
2013-14	Stanford	42.6	34.7	7.9
2014-15	Oregon State	42.8	34.3	8.5
2015-16	Oregon State	43.8	32.4	11.4
2016-17	Oregon State	43.3	32.4	10.9
2017-18	Oregon State	42.0	32.3	9.7
2018-19	Oregon State	42.0	32.8	9.2

FIELD GOAL PCT.	FGM	FGA	PCT	
1986-87	USC	1006	2035	49.4
1987-88	Oregon	765	1651	46.3
1988-89	Stanford	1027	2092	49.1
1989-90	Stanford	1160	2317	50.1
1990-91	Washington	835	1764	47.3
1991-92	Stanford	1021	2114	48.3
1992-93	California	837	1815	46.1
1993-94	Oregon State	837	1752	47.8
1994-95	Oregon State	867	1779	48.7
1995-96	Arizona	862	1762	48.9
1996-97	Stanford	1093	2317	47.2
1997-98	Stanford	800	1536	52.1
1998-99	UCLA	1081	2272	47.6
1999-00	Stanford	798	1221	46.4
2000-01	Arizona	914	1946	47.0
2001-02	Stanford	1027	2151	47.7
2002-03	Arizona	883	1888	46.8
2003-04	Arizona	919	2002	45.9
2004-05	Stanford	994	2063	48.2
2005-06	Stanford	999	2137	46.7
2006-07	Arizona State	454	2052	46.5
2007-08	Stanford	1096	2395	45.8
2008-09	Stanford	1098	2323	47.3
2009-10	Stanford	1066	2302	46.3
2010-11	Stanford	1062	2160	49.2
2011-12	Stanford	1049	2298	45.6
2012-13	Stanford	970	2133	45.5
2013-14	Stanford	1066	2269	47.0
2014-15	Oregon State	866	1908	45.4
2015-16	Oregon	931	1998	46.6
2016-17	Washington	1034	2198	47.0
2017-18	Oregon	1165	2332	50.0
2018-19	Oregon	1209	2412	50.1

3-PT FIELD GOAL PCT.	FGM	FGA	PCT	
1986-87	-	-	-	
1987-88	Arizona State	24	58	41.4
1988-89	Oregon	51	115	44.3
1989-90	Stanford	177	420	42.1
1990-91	Washington	80	192	41.7
1991-92	California	134	346	38.7
1992-93	Oregon	155	429	36.1
1993-94	Oregon State	72	185	38.9
1994-95	Washington State	144	423	34.0
1995-96	Arizona	155	406	38.2
1996-97	Stanford	205	544	37.7
1997-98	Stanford	151	381	39.6
1998-99	Washington State	200	568	35.2
1999-00	Stanford	213	522	40.8
2000-01	Stanford	188	504	37.3
2001-02	Stanford	258	657	39.3
2002-03	Washington	246	676	36.4
2003-04	Stanford	256	679	37.7
2004-05	Stanford	221	581	38.0
2005-06	Stanford	241	609	39.6
2006-07	Arizona State	176	466	37.8
2007-08	California	155	447	34.7
2008-09	Arizona State	180	458	39.3
2009-10	Oregon	284	799	33.5
2010-11	Stanford	225	623	36.1
2011-12	Arizona	203	577	39.4
2012-13	Utah	208	589	35.3
2013-14	Oregon State	288	781	36.9
2014-15	Colorado	161	421	38.2
2015-16	Oregon	271	644	42.1
2016-17	Oregon	225	574	39.2
2017-18	Oregon State	283	701	40.4
2018-19	Oregon	374	901	41.5

FREE THROW PCT.	FTM	FTA	PCT	
1986-87	California	592	799	74.1
1987-88	Stanford	451	608	74.2
1988-89	Washington State	485	671	72.3
1989-90	Stanford	566	741	76.4
1990-91	Stanford	593	810	73.2
1991-92	Stanford	633	861	73.5
1992-93	Stanford	462	654	70.6
1993-94	Stanford	499	677	73.7
1994-95	Oregon	479	665	72.0
1995-96	Stanford	521	726	71.8
1996-97	Stanford	642	887	72.4
1997-98	Stanford	563	783	71.9
1998-99	Arizona	520	721	72.1
1999-00	Washington State	337	453	74.4
2000-01	Stanford	413	573	72.1
2001-02	Arizona	445	601	74.0
2002-03	Stanford	472	611	77.3
2003-04	Stanford	476	589	80.8
2004-05	Stanford	515	685	75.2
2005-06	Oregon	344	459	74.9
2006-07	Arizona State	571	768	75.1
2007-08	Stanford	509	704	72.3
2008-09	Oregon State	462	621	74.4
2009-10	Stanford	522	710	73.5
2010-11	Stanford	507	683	74.2
2011-12	Stanford	521	684	76.2
2012-13	Stanford	410	571	71.8
2013-14	Oregon	610	830	73.5
2014-15	Washington	522	669	78.0
2015-16	Washington	521	668	78.0
2016-17	Washington	550	729	75.4
2017-18	Arizona	318	417	76.3
2018-19	Utah	346	451	76.7

ASSISTS	G	AST	AVG	
1986-87	California	31	619	20.0
1987-88	Stanford	32	577	18.0
1988-89	Stanford	31	656	21.2
1989-90	Stanford	33	758	23.0
1990-91	Stanford	32	646	20.2
1991-92	Stanford	33	613	18.6
1992-93	Stanford	32	599	18.7
1993-94	Stanford	31	614	19.8
1994-95	Stanford	33	682	20.7
1995-96	Arizona	30	581	19.4
1996-97	Stanford	36	666	18.5
1997-98	Stanford	27	496	18.4
1998-99	UCLA	34	565	16.6
1999-00	Arizona	32	574	17.9
2000-01	Arizona	32	531	16.6
2001-02	Stanford	35	672	19.2
2002-03	Washington	30	549	18.3
2003-04	Arizona State	29	475	16.4
2004-05	Arizona State	34	579	17.0
2005-06	Arizona State	32	588	18.4
2006-07	Arizona State	36	652	18.1
2007-08	Stanford	39	674	17.2
2008-09	Stanford	38	716	18.8
2009-10	Stanford	38	666	17.5
2010-11	Stanford	36	635	17.64
2011-12	Stanford	37	613	16.57
2012-13	UCLA	34	556	16.35
2013-14	Stanford	37	655	17.7
2014-15	Oregon State	32	596	18.63
2015-16	California	32	511	15.97
2016-17	Oregon	37	611	16.5
2017-18	Oregon	38	727	19.1
2018-19	Oregon	38	717	18.9

STEALS	G	ST	AVG	
1986-87	Oregon State	28	339	12.1
1987-88	Washington	30	366	12.2
1988-89	Stanford	31	333	10.7
1989-90	UCLA	29	311	10.7
1990-91	Oregon State	28	350	12.5
1991-92	Arizona State	29	420	14.5
1992-93	Arizona State	27	372	13.8
1993-94	Arizona State	25	338	13.5
1994-95	California	27	336	12.4
1995-96	UCLA	27	343	12.7
1996-97	Arizona	31	399	12.9
1997-98	UCLA	29	341	11.8
1998-99	UCLA	34	435	12.8
1999-00	UCLA	29	321	11.1
2000-01	UCLA	29	324	11.2
2001-02	USC	30	303	10.1
2002-03	UCLA	29	383	13.2
2003-04	UCLA	30	369	12.3
2004-05	UCLA	28	333	11.9
2005-06	UCLA	32	334	10.4
2006-07	Washington	31	303	9.7
2007-08	UCLA	31	317	10.2
2008-09	UCLA	31	333	10.7
2009-10	UCLA	34	362	10.6
2010-11	UCLA	33	420	12.7
2011-12	Arizona State	32	336	10.5
2012-13	UCLA	34	338	9.94
2013-14	Oregon	32	327	10.2
2014-15	Washington State	32	321	10.03
2015-16	Washington State	30	305	10.17
2016-17	Colorado	33	373	11.3
2017-18	USC	31	309	10.00
2018-19	USC	30	266	8.9

BLOCKED SHOTS	G	BS	AVG	
1986-87	Oregon	30	164	5.5
1987-88	Oregon	28	161	5.8
1988-89	Oregon	32	148	4.6
1989-90	Oregon	29	130	4.5
1990-91	Oregon State	28	120	4.3
1991-92	Stanford	33	112	3.4
1992-93	USC	29	141	4.9
1993-94	USC	30	172	5.7
1994-95	USC	28	116	4.1
1995-96	Oregon	29	105	3.6
1996-97	USC	29	132	4.6
1997-98	Oregon State	27	87	3.2
1998-99	Stanford	30	137	4.6
1999-00	Oregon State	30	147	4.9
2000-01	Stanford	30	176	5.9
2001-02	Stanford	35	196	5.6
2002-03	Oregon State	30	117	3.9
2003-04	Oregon State	32	127	3.9
2004-05	Arizona	32	131	4.1
2005-06	Stanford	34	146	4.3
2006-07	Stanford	34	189	5.5
2007-08	Stanford	39	187	4.8
2008-09	Stanford	38	177	4.7
2009-10	Oregon	34	149	4.4
2010-11	Oregon State	30	143	4.77
2011-12	Arizona State	32	187	5.84
2012-13	Oregon State	31	172	5.55
2013-14	Oregon State	35	221	6.31
2014-15	Oregon State	32	191	5.97
2015-16	Oregon State	37	235	6.35
2016-17	Stanford	38	212	5.58
2017-18	Oregon State	34	197	5.80
2018-19	Stanford	36	178	4.9

SCORING DEFENSE	G	PTS	AVG	
1986-87	Washington	30	1924	64.1
1987-88	Washington	30	1879	62.6
1988-89	Washington	33	2181	66.1
1989-90	Washington	31	1865	60.2
1990-91	Washington	29	1808	62.3
1991-92	USC	31	1963	63.3
1992-93	USC	29	1731	59.7
1993-94	Washington	29	1848	63.7
1994-95	Stanford	33	2007	60.8
1995-96	Oregon	29	1732	59.7
1996-97	Oregon	29	1726	59.5
1997-98	Arizona	30	1995	66.5
1998-99	Oregon	31	1836	59.2
1999-00	Oregon State	30	1831	61.0
2000-01	Arizona State	31	1908	61.5
2001-02	Arizona State	34	2008	59.1
2002-03	Stanford	32	1886	58.9
2003-04	Stanford	34	1986	58.4
2004-05	Arizona State	34	1860	54.7
2005-06	Oregon	29	1705	58.8
2006-07	Stanford	34	1943	57.1
2007-08	California	34	1845	54.3
2008-09	California	34	1864	54.8
2009-10	Stanford	38	2049	53.9
2010-11	UCLA	33	1826	55.3
2011-12	Arizona State	32	1704	53.2
2012-13	Stanford	36	1870	51.9
2013-14	Stanford	37	2226	60.2
2014-15	Arizona State	35	1955	55.9
2015-16	Oregon State	37	1922	51.9
2016-17	Oregon State	36	1958	54.4
2017-18	Arizona State	35	2023	57.8
2018-19	Arizona State	33	1922	58.2

FG PCT. DEFENSE	FGM	FGA	PCT	
1986-87	Oregon	851	2115	40.2
1987-88	Oregon	731	1974	37.0
1988-89	Oregon	902	2262	39.9
1989-90	Stanford	832	2029	41.0
1990-91	USC	742	1929	38.5
1991-92	Stanford	901	2221	40.6
1992-93	USC	635	1696	37.4
1993-94	USC	750	2015	37.2
1994-95	Stanford	706	1814	38.9
1995-96	Arizona	718	1870	38.4
1996-97	Stanford	806	2168	37.2
1997-98	Arizona	729	1767	41.3
1998-99	Oregon	654	1797	36.4
1999-00	Oregon State	625	1606	38.9
2000-01	Oregon	648	1645	39.4
2001-02	Stanford	756	2183	34.6
2002-03	Arizona	698	1848	37.8
2003-04	Stanford	476	589	80.8
2004-05	Stanford	715	2035	35.1
2005-06	Oregon	613	1696	36.1
2006-07	Stanford	702	2027	34.6
2007-08	California	692	1970	35.1
2008-09	Stanford	761	2163	35.2
2009-10	Stanford	798	2351	33.9
2010-11	Stanford	732	2180	33.6
2011-12	Stanford	756	2228	33.9
2012-13	Stanford	693	2192	31.6
2013-14	Oregon State	765	2211	34.6
2014-15	Oregon State	688	1955	35.2
2015-16	Oregon State	728	2250	32.4
2016-17	Oregon State	755	2191	34.5
2017-18	Oregon State	763	2177	35.0
2018-19	Stanford	786	2194	35.8



ALL-TIME TOP PERFORMANCES

MOST POINTS (40-POINT CLUB)

57	Kelsey Plum, WASH vs. Utah	2/25/17
50	Kristine Anigwe, CAL vs. Sacramento State	12/8/16
	Cherie Nelson, USC vs. California	3/10/89
49	Tina Thompson, USC vs. UCLA	1/27/96
47	Alexis Gray-Lawson, CAL at OSU	1/23/10
46	Jayne Appel, STAN vs. Iowa State	3/30/09
	Karon Howell, USC vs. Arizona	2/18/89
45	Kelsey Plum, WASH at Oklahoma	11/14/14
	Jennifer Bennett, CAL vs. Arizona	1/26/87
44	Kelsey Plum, WASH vs. Stanford	1/29/17
	Kelsey Plum, WASH at Oregon	12/30/16
	Kelsey Plum, WASH vs. Boise State	12/11/16
	Kelsey Plum, WASH at Seattle	11/26/16
	Jennifer Bennett, CAL vs. Washington	2/12/87
	Cherie Nelson, USC vs. Oregon State	3/3/89
	Kate Starbird, STAN vs. USC	1/13/96
	Candice Wiggins, STAN vs. Texas-El Paso	3/24/08
43	Kristine Anigwe, CAL vs. Sacramento State	12/6/15
	Reshanda Gray, CAL vs. Washington State	2/27/14
	Giuliana Mendiola, WASH vs. UCLA	2/1/03
	Tanja Kostic, OSU vs. Boise State	12/16/95
	Natalie Williams, UCLA vs. California	2/24/94
42	Nnemkadi Ogwumike, STAN vs. Tennessee	12/20/12
	Talisa Rhea, OSU vs. Sacramento State	11/16/08
	Dora Dome, UCLA vs. California	12/5/87
	Judy Shannon, OSU vs. Washington	1/4/91
41	Melanie Francis, ASU vs. New Mexico	1/1/94
	Jenni Ruff, WSU vs. California	2/24/96
	Candice Wiggins, STAN vs. Maryland	3/31/2008
	Chrishae Rowe, ORE vs. Seattle	12/4/13
40	Amber Melgoza, WASH vs. Stanford	2/23/18
	Shannon Howell, OSU vs. Washington	1/17/04
	Kate Starbird, STAN vs. USC	1/12/97

MOST POINTS - TEAM

131	Oregon vs. CSU Bakersfield	11/9/13
130	Oregon vs. Southern	12/18/13
129	UCLA vs. San Jose State	11/10/17
122	Stanford vs. Cal State Fullerton	12/10/94
	Stanford vs. Long Beach State	12/8/93
119	Arizona vs. Oregon	1/16/10
	Stanford vs. Wisconsin	11/25/88
	Arizona State vs. Marquette	11/25/92
118	Arizona State vs. LIU	12/20/97
117	California vs. Sacramento State	12/6/15
	Oregon at Cal State Fullerton	11/27/09
116	Stanford vs. Arizona	2/23/91
115	Oregon vs. UC Irvine	12/21/18
	Stanford vs. Idaho	11/11/18
	Oregon vs. Air Force	11/6/18
	UCLA vs. Arizona	1/13/91
	California vs. USC	3/10/89
114	Oregon vs. Weber State	2/2/17
	Stanford vs. Arkansas	2/24/90
	Oregon vs. New Mexico State	12/7/90
113	Stanford vs. Arizona State	1/13/94
	Stanford vs. California	2/1/91
	Stanford vs. Ohio	11/25/89
	Stanford vs. Arizona	2/24/90
112	Colorado vs. SE Louisiana	11/20/16
	Oregon at Arizona	1/16/10
	Stanford vs. Washington	1/8/09
	Stanford vs. California	3/2/90
	UCLA vs. Arizona	2/7/91
	Arizona vs. CS Northridge	12/13/91
	Stanford vs. Oral Roberts	12/19/91

MOST REBOUNDS (20-REBOUND CLUB)

30	Kristine Anigwe, CAL at Washington State	3/3/19
	Chantel Osahor, WASH at Washington State	1/22/17
27	Chantel Osahor, WASH vs. Oregon	3/3/17
	Jillian Alleyne, ORE vs. Portland State	11/15/12
26	Gennifer Brandon, CAL vs. USC	1/17/13
25	Kristine Anigwe, CAL at Brown	11/19/17
	Monique Billings, UCLA vs. Washington St.	2/19/17
	Jillian Alleyne, ORE vs. UCLA	1/31/15
	Natalie Williams, UCLA vs. Arizona State	2/20/94
	Jillian Alleyne, ORE vs. Washington	1/26/14
	Jillian Alleyne, ORE vs. Washington	3/24/14
24	Kristine Anigwe, CAL vs. Stanford	1/31/19
	Jillian Alleyne, ORE vs. USC	2/14/14
	Gennifer Brandon, CAL vs. Ohio State	12/17/11
	Chiney Ogwumike, STAN vs. Oregon	2/24/13
23	Kristine Anigwe, CAL vs. Washington State	1/18/19
	Jillian Alleyne, ORE vs. Oklahoma	11/24/12
	Nnemkadi Ogwumike, STAN at Oregon	1/23/10
	Cherie Nelson, USC vs. Oregon State	2/22/87
	Lisa Leslie, USC vs. San Diego State	12/4/90
	Ingrid Dixon, CAL vs. Arizona State	1/15/94
	Natalie Williams, UCLA vs. USC	2/4/94
	Shavaki Jackson, CAL vs. Washington	1/29/00
	Ashley Walker, CAL vs. Fresno State	11/10/07
22	Kristine Anigwe, CAL vs. North Carolina	3/23/19
	Kristine Anigwe, CAL at Penn State	11/11/18
	DiJonai Carrington, STAN vs. UC Riverside	11/17/17
	Chantel Osahor, WASH vs. Fresno State	12/4/16
	Monique Billings, UCLA at South Carolina	12/18/16
	Kaylee Johnson, STAN vs. Santa Clara	12/14/14
	Kaylee Johnson, STAN at New Mexico	11/24/14
	Jillian Alleyne, ORE vs. Washington	2/21/14
	Mikaela Ruef, STAN vs. Washington	2/9/14
	Ify Ibekwe, ARIZ vs. Arizona State	2/13/11
	Ify Ibekwe, ARIZ at Iona	11/14/09
	Fran Ciak, ASU vs. Morgan State	12/30/88
	Natalie Williams, UCLA vs. Oregon	3/14/92
	Cathrine Kraayeveld, Oregon vs. Montana	12/29/02
	Amy Saneholtz, WSU vs. Arizona State	3/2/95
	Janae Hubbard, UCLA vs. Arizona	3/6/99
21	Chantel Osahor, WASH vs. Idaho	11/22/16
	Kristen Simon, USC vs. Washington	2/12/16
	Jillian Alleyne, ORE vs. Arizona State	1/29/16
	Chiney Ogwumike, STAN vs. USC	3/8/14
	Chiney Ogwumike, STAN vs. Washington St.	3/8/13
	Kate Benz, WSU vs. Idaho State	11/26/05
	Andrea Bills, ORE vs. Montana	12/12/03
	Nicole Powell, STAN vs. Oregon	1/13/02
	Amber Hall, WASH vs. Arizona State	1/8/98
	Natalie Williams, UCLA vs. Oregon	1/13/93
	Natalie Williams, UCLA vs. Michigan State	12/29/92
20	Kristine Anigwe, CAL vs. Arizona	2/24/19
	Kristine Anigwe, CAL at Stanford	2/2/19
	Kristine Anigwe, CAL at Arizona	1/11/19
	Chantel Osahor, WASH vs. Colorado	2/23/17
	Chantel Osahor, WASH at Utah	2/3/17
	Chantel Osahor, WASH at Arizona State	1/15/17
	Chantel Osahor, WASH vs. CSUN	12/7/16
	Ruth Hamblin, OSU vs. UCLA	3/6/16
	Jillian Alleyne, ORE vs. San Jose State	11/30/15
	Chantel Osahor, WASH vs. Seattle	11/18/15
	Jillian Alleyne, ORE vs. Santa Clara	12/18/14
	Chiney Ogwumike, STAN vs. Tennessee	12/21/13
	Talia Caldwell, CAL vs. Oregon	2/24/11
	Kayla Pedersen, STAN at San Francisco	12/22/10
	Jasmine Dixon, UCLA at Oregon	2/27/10
	Ify Ibekwe, ARIZ vs. Arizona State	2/21/09
	Ify Ibekwe, ARIZ at Boise State	12/29/08
	Jayne Appel, STAN vs. Utah	11/18/07
	Andrea Bills, ORE at Santa Clara	12/16/03
	Ebony Hoffman, USC vs. UCLA	2/8/03
	Ebony Hoffman, USC vs. Washington State	3/7/03
	Shavaki Jackson, CAL vs. Arizona State	3/9/00
	Kisa Hughes, UCLA vs. Boise State	12/3/94
	Natalie Williams, UCLA vs. Oregon State	1/16/93
	Natalie Mattick, OSU vs. Portland	12/1/90

MOST REBOUNDS - TEAM

75	Oregon vs. Sacramento State	11/28/10
74	Oregon State vs. Hawai'i	12/20/93
73	Arizona State vs. Cleveland State	12/7/90
70	Washington vs. Northern Illinois	11/30/91
68	Oregon State vs. LaSalle	12/1/18
	Oregon vs. CSU Bakersfield	11/9/13
	Oregon vs. Portland State	11/15/12
	Stanford vs. Oregon	1/27/11
	Arizona vs. Cal State-Fullerton	12/8/95
67	Washington vs. Idaho	11/22/16
	Oregon vs. Sacramento State	11/17/13
	Stanford at Fresno State	12/4/11
66	California at Old Dominion	11/30/12
	UCLA vs. Loyola Marymount	1/20/87
65	USC vs. San Diego State	12/4/90
	UCLA vs. San Jose State	1/10/17
	Colorado vs. SE Louisiana	11/30/16
	Oregon State vs. Troy	3/18/16
	UCLA vs. UC Irvine	11/30/05
64	Washington State vs. Loyola Marymount	11/11/16
	Oregon State vs. Sacramento State	12/6/14
	Washington vs. USC	2/9/06
	UCLA vs. UC Santa Barbara	11/27/93
	USC vs. UCLA	2/4/94
	Washington vs. Idaho State	12/4/87
	Arizona State vs. Morgan State	12/30/88
	California vs. Washington	1/29/00
63	Oregon State vs. Santa Clara	12/9/18
	Washington State vs. San Jose State	11/27/16
	Utah vs. San Jose State	11/14/14
	California vs. Oregon	1/7/12
	Arizona vs. Washington State	2/11/93
	Washington vs. Vanderbilt	3/15/97
62	Oregon State vs. San Jose State	11/27/16
	Stanford at UC Davis	11/30/12
	Arizona at CS Bakersfield	11/9/12
	Stanford vs. USC	1/29/09
	USC vs. Marquette	11/26/94
	UCLA vs. Arizona	1/13/90
	California vs. St. Mary's	11/28/89
	Washington State vs. Arizona	1/16/93
	USC vs. Sacramento State	12/11/99
	Stanford vs. Princeton	11/29/03
	Californi vs. Saint Mary's	11/30/07

ALL-TIME PAC-12 HEAD COACHES

Since 1981-82		ALL GAMES			PAC-12 GAMES			
		NO. OF YEARS	W	L	PCT	W	L	PCT
ARIZONA								
Judy LeWinter	4	(1982-85)	35	79	.307			
Wendy Larry	2	(1986-87)	30	27	.526	4	14	.222
June Olkowski	4	(1988-91)	34	82	.293	14	58	.194
Joan Bonvicini	17	(1992-08)	287	223	.563	152	153	.498
Niya Butts	8	(2009-16)	102	147	.410	34	110	.236
Adia Barnes	3	(2017-pres.)	44	53	.454	14	40	.259
ARIZONA STATE								
Juliene Simpson	6	(1982-87)	101	68	.598	4	14	.222
Maura McHugh	6	(1988-93)	84	84	.500	39	69	.361
Jacqueline Hullah	3	(1994-96)	20	60	.250	8	46	.148
Joseph Anders	1	(2012)	20	12	.625	10	8	.556
Charli Turner Thorne	22	(1997-pres.)	444	257	.633	231	164	.585
CALIFORNIA								
Gooch Foster	15	(1982-96)	239	196	.549	77	108	.400
Marianne Stanley	4	(1997-00)	35	75	.318	16	56	.222
Caren Horstmeyer	5	(2001-05)	52	91	.364	23	67	.256
Joanne Boyle	6	(2006-11)	137	64	.682	70	38	.648
Lindsay Gottlieb	8	(2012-19)	179	89	.668	86	58	.597
COLORADO								
Sox Walseth	2	(1982-83)	49	16	.754			
Ceal Barry	22	(1984-05)	427	242	.638			
Kathy McConnell-Miller	5	(2006-10)	65	88	.425			
Linda Lappe	6	(2009-16)	105	92	.533	39	67	.368
JR Payne	3	(2017-pres.)	44	50	.468	12	42	.222
OREGON								
Elwin Heiny	12	(1982-93)	208	135	.606	58	68	.460
Jody Runge	8	(1994-01)	160	73	.687	100	44	.694
Bev Smith	8	(2002-2009)	123	121	.504	61	83	.424
Paul Westhead	5	(2010-2014)	66	92	.418	26	64	.418
Kelly Graves	5	(2015-pres.)	126	52	.708	55	35	.611
OREGON STATE								
Aki Hill	14	(1982-95)	214	185	.536	63	99	.389
Judy Spoelstra	10	(1996-05)	133	158	.457	67	113	.372
LaVonda Wagner	5	(2006-10)	68	85	.444	26	64	.289
Scott Rueck	9	(2011-pres.)	205	97	.679	104	58	.642
STANFORD								
Dotty McCrea	4	(1982-85)	52	66	.441			
Marianne Stanley^	1	(1996)	29	3	.906	18	0	1.000
Amy Tucker^	1	(1996)	29	3	.906	18	0	1.000
Tara VanDerveer	33	(1987-95, 97-pres.)	915	196	.824	497	78	.864
^ - Stanley and Tucker were acting co-head coaches during the 1995-96 campaign while VanDerveer was on sabbatical coaching the U.S. National Team/Olympic Team.								
UCLA								
Billie Moore	12	(1982-93)	198	149	.571	73	53	.579
Kathy Olivier	15	(1994-08)	232	208	.527	142	128	.526
Nikki Caldwell	3	(2009-11)	72	26	.735	40	14	.741
Cori Close	8	(2012-pres.)	172	99	.635	91	53	.632
USC								
Linda Sharp	8	(1982-89)	191	56	.773	38	15	.717
Marianne Stanley	4	(1990-93)	71	46	.607	45	27	.625
Cheryl Miller	2	(1994-95)	44	14	.759	26	10	.722
Fred Williams	2	(1996-97)	33	23	.589	21	15	.583
Chris Gobrecht	7	(1998-04)	93	108	.463	58	68	.460
Mark Trakh	7	(2005-09, 18-pres.)	127	88	.591	68	58	.540
Michael Cooper	4	(2010-13)	72	57	.558	41	31	.569
Cynthia Cooper-Dyke	4	(2014-17)	70	57	.551	29	43	.403
UTAH								
Fern Gardner	2	(1982-83)	40	18	.690			
Elaine Elliott	27	(1983-10)	582	234	.713			
Anthony Levrets	5	(2011-15)	78	87	.488	23	49	.319
Lynne Roberts	4	(2016-pres.)	72	54	.571	30	42	.417
WASHINGTON								
Sue Kruszewski	2	(1982-83)	31	22	.585			
Joyce Sake	2	(1984-85)	43	10	.811			
Chris Gobrecht	11	(1986-96)	243	89	.732	132	48	.733
June Daugherty	11	(1997-07)	191	139	.579	113	85	.571
Tia Jackson	4	(2008-11)	45	75	.375	24	48	.333
Kevin McGuff	2	(2012-13)	41	26	.612	19	17	.528
Mike Neighbors	4	(2014-17)	98	41	.705	48	25	.678
Jody Wynn	2	(2018-pres.)	18	44	.290	3	32	.086
WASHINGTON STATE								
Sue Durrant	1	(1982)	15	14	.517			
Harold Rhodes	17	(1983-99)	194	271	.417	76	158	.325
Jenny Przekwas	3	(2000-02)	17	68	.200	7	47	.130
Sherri Murrell	5	(2003-07)	27	114	.191	8	82	.089
June Daugherty	11	(2008-18)	133	217	.380	56	141	.284
Kamie Ethridge	1	(2019-pres.)	9	21	.300	4	14	.222

VICTORIES, ALL GAMES

(as a Pac-12 head coach)

	WINS
Tara VanDerveer, STAN	915
Charli Turner Thorne, ASU	444
Chris Gobrecht, USC/WASH	312
June Daugherty, WASH/WSU	311
Joan Bonvicini, ARIZ	287
Kathy Olivier, UCLA	232
Scott Rueck, OSU	205
Lindsay Gottlieb, CAL	179
Cori Close, UCLA	172
Harold Rhodes, WSU	162
Jody Runge, ORE	160
Gooch Foster, CAL	144
Joanne Boyle, CAL	137
Marianne Stanley, CAL/USC/STAN	135
Judy Spoelstra, OSU	133

WIN PCT., ALL-GAMES

(as a Pac-12 head coach)

	PCT.	W-L
Amy Tucker, STAN ^	.906	29-3
Tara VanDerveer, STAN	.824	915-196
Joanne Boyle, CAL	.782	137-64
Cheryl Miller, USC	.759	44-14
Nikki Caldwell, UCLA	.735	72-26
Kelly Graves, ORE	.708	126-52
Mike Neighbors, WASH	.705	98-41
Lindsay Gottlieb, CAL	.668	179-89
Jody Runge, ORE	.687	160-73
Joanne Boyle, CAL	.682	137-64
Scott Rueck, OSU	.679	205-97
Linda Sharp, USC	.636	56-32
Cori Close, UCLA	.635	172-99
Charli Turner Thorne, ASU	.633	444-257
Joseph Anders, ASU	.625	20-12

VICTORIES, PAC-12 GAMES

WINS

Tara VanDerveer, STAN	497
Charli Turner Thorne, ASU	231
Chris Gobrecht, USC/WASH	190
June Daugherty, WASH/WSU	169
Joan Bonvicini, ARIZ	152
Kathy Olivier, UCLA	142
Scott Rueck, OSU	104
Jody Runge, ORE	100
Cori Close, UCLA	91
Lindsay Gottlieb, CAL	86
Marianne Stanley, CAL/USC/STAN	79
Gooch Foster, CAL	77
Harold Rhodes, WSU	76
Billie Moore, UCLA	73
Joanne Boyle, CAL	70

WIN PCT., PAC-12 GAMES

	PCT.	W-L
Amy Tucker, STAN	1.000	18-0
Tara VanDerveer, STAN	.864	497-78
Nikki Caldwell, UCLA	.741	40-14
Cheryl Miller, USC	.722	26-10
Linda Sharp, USC	.717	38-15
Jody Runge, ORE	.694	100-44
Mike Neighbors, WASH	.678	48-25
Joanne Boyle, CAL	.648	70-38
Scott Rueck, OSU	.642	104-58
Cori Close, UCLA	.632	91-53
Chris Gobrecht, USC/WASH	.621	190-116
Kelly Graves, ORE	.611	55-35
Lindsay Gottlieb, CAL	.597	86-58
Charli Turner Thorne, ASU	.585	231-164
Fred Williams, USC	.583	21-15



2002

McArthur Court, Eugene, Ore.
(Total Attendance: 27,415)

- Session 1 - Friday, March 1 (Att.: 5,842)
Game 1: #7 Oregon 85, #10 Washington State 67
Game 2: #8 UCLA 46, #9 California 42
Session 2 - Saturday, March 2 (Att.: 5,407)
Game 3: #7 Oregon 78, #2 Washington 64
Game 4: #3 Arizona State 66, #6 Arizona 58
Session 3 - Saturday, March 2 (Att.: 5,232)
Game 5: #1 Stanford 96, #8 UCLA 61
Game 6: #5 Oregon State 69, #4 USC 68
Session 4 - Sunday, March 3 (Att.: 5,585)
#3 Arizona State 64, #7 Oregon 58
#1 Stanford 71, #5 Oregon State 55
Session 5 - Monday, March 4 (Att.: 5,349)
#3 Arizona State 70, #1 Stanford 63

2003

HP Pavilion, San Jose, Calif.
(Total Attendance: 16,483)

- Session 1 - Friday, March 7 (Att.: 2,983)
#7 USC 53, #10 Washington State 46
#9 California 46, #8 Arizona State 38
Session 2 - Saturday, March 8 (Att.: 2,167)
#2 Washington 64, #7 USC 63
#3 Arizona 70, #6 Oregon State 56
Session 3 - Saturday, March 8 (Att.: 4,188)
#1 Stanford 60, #9 California 35
#4 UCLA 71, #5 Oregon 58
Session 4 - Sunday, March 9 (Att.: 3,730)
#3 Arizona 74, #2 Washington 51
#1 Stanford 69, #4 UCLA 64
Session 5 - Monday, March 10 (Att.: 3,415)
#1 Stanford 59, #3 Arizona 49

2004

HP Pavilion, San Jose, Calif.
(Total Attendance: 17,840)

- Session 1 - Friday, March 5 (Att.: 3,547)
#7 Oregon State 67, #10 Washington State 43
#9 California 82, #8 Oregon 57
Session 2 - Saturday, March 6 (Att.: 2,549)
#6 Washington 67, #3 USC 50
#2 Arizona 81, #7 Oregon State 58
Session 3 - Saturday, March 6 (Att.: 4,412)
#1 Stanford 80, #9 California 55
#4 UCLA 70, #5 Arizona State 50
Session 4 - Sunday, March 7 (Att.: 3,831)
#2 Arizona 77, #6 Washington 55
#1 Stanford 70, #4 UCLA 66
Session 5 - Monday, March 8 (Att.: 3,501)
#1 Stanford 51, #2 Arizona 46

2005

HP Pavilion, San Jose, Calif.
(Total Attendance: 17,097)

- Session 1 - Friday, March 4 (Att.: 3,067)
#8 California 70, #9 Washington State 52
#7 Washington 81, #10 Oregon State 68
Session 2 - Saturday, March 5 (Att.: 2,483)
#3 Arizona State 73, #6 UCLA 71
#2 Oregon 64, #7 Washington 50
Session 3 - Saturday, March 5 (Att.: 4,011)
#1 Stanford 81, #8 California 40
#4 USC 74, #5 Arizona 66
Session 4 - Sunday, March 6 (Att.: 3,521)
#3 Arizona State 54, #2 Oregon 47
#1 Stanford 73, #4 USC 69
Session 5 - Monday, March 7 (Att.: 4,015)
#1 Stanford 56, #3 Arizona State 42

2006

HP Pavilion, San Jose, Calif.
(Total Attendance: 17,979)

- Session 1 - Friday, March 3 (Att.: 3,173)
#7 Oregon State 77, #10 Washington State 38
#9 Arizona 64, #8 Oregon 57
Session 2 - Saturday, March 4 (Att.: 2,637)
#3 UCLA 80, #6 California 63
#2 Arizona State 74, #7 Oregon State 66
Session 3 - Saturday, March 4 (Att.: 4,371)
#1 Stanford 77, #9 Arizona 50
#5 USC 70, #4 Washington 67
Session 4 - Sunday, March 5 (Att.: 3,725)
#3 UCLA 60, #2 Arizona State 59
#1 Stanford 73, #5 USC 44
Session 5 - Monday, March 6 (Att.: 4,073)
#3 UCLA 85, #1 Stanford 76 (OT)

2007

HP Pavilion, San Jose, Calif.
(Total Attendance: 18,458)

- Session 1 - Friday, March 2 (Att.: 3,503)
#7 UCLA 72, #10 Washington State 58
#9 Arizona 69, #8 Oregon State 54
Session 2 - Saturday, March 3 (Att.: 2,867)
#3 California 63, #6 Oregon 51
#2 Arizona State 74, #7 UCLA 64
Session 3 - Saturday, March 3 (Att.: 4,392)
#1 Stanford 65, #9 Arizona 55
#5 USC 81, #4 Washington 77
Session 4 - Sunday, March 4 (Att.: 4,117)
#2 Arizona State 60, #3 California 53
#1 Stanford 67, #5 USC 52
Session 5 - Monday, March 6 (Att.: 3,579)
#1 Stanford 62, #2 Arizona State 55

2008

HP Pavilion, San Jose, Calif.
(Total Attendance: 19,004)

- Session 1 - Friday, March 7 (Att.: 2,905)
#7 Oregon 66, #10 Washington State 45
#8 Oregon State 46, #9 Arizona 31
Session 2 - Saturday, March 8 (Att.: 2,858)
#3 Arizona State 83, #6 Washington 64
#2 California 67, #7 Oregon 60
Session 3 - Saturday, March 8 (Att.: 4,402)
#1 Stanford 64, #8 Oregon State 41
#5 UCLA 73, #4 USC 52
Session 4 - Sunday, March 9 (Att.: 4,318)
#2 California 65, #3 Arizona State 61
#1 Stanford 78, #5 UCLA 45
Session 5 - Monday, March 10 (Att.: 4,521)
#1 Stanford 56, #2 California 35

2009

Galen Center, Los Angeles, Calif.
(Total Attendance: 8,109)

- Session 1 - Thursday, March 12 (Att.: 1,412)
#10 Washington 69, #7 Oregon 43
#9 Arizona 79, #8 Washington State 72
Session 2 - Friday, March 13 (Att.: 1,366)
#6 USC 70, #3 Arizona State 65
#2 California 61, #10 Washington 41
Session 3 - Friday, March 13 (Att.: 1,750)
#1 Stanford 77, #9 Arizona 46
#4 UCLA 62, #5 Oregon State 56
Session 4 - Saturday, March 14 (Att.: 2,072)
#6 USC 69, #2 California 67
#1 Stanford 73, #4 UCLA 47
Session 5 - Sunday, March 15 (Att.: 1,509)
#1 Stanford 89, #6 USC 64

2010

Galen Center, Los Angeles, Calif.
(Total Attendance: 8,538)

- Session 1 - Thursday, March 11 (Att.: 1,203)
#8 Arizona 62, #9 Washington State 60
#10 Oregon State 52, #7 Washington 42
Session 2 - Friday, March 12 (Att.: 1,177)
#4 California 60, #5 Arizona State 50
#1 Stanford 72, #8 Arizona 52
Session 3 - Friday, March 12 (Att.: 1,696)
#3 USC 80, #6 Oregon 76
#2 UCLA 60, #10 Oregon State 44
Session 4 - Saturday, March 13 (Att.: 2,030)
#1 Stanford 64, #4 California 44
#2 UCLA 59, #3 USC 53
Session 5 - Sunday, March 14 (Att.: 2,432)
#1 Stanford 70, #2 UCLA 46

2011

Galen Center/Staples Center, Los Angeles, Calif.
(Total Attendance: 8,289)

Session 1 - Wednesday, March 9 (Att.: 1,567)
#3 Arizona State 50, #10 Oregon State 44
#4 Arizona 90, #9 Oregon 89

Session 2 - Wednesday, March 9 (Att.: 1,567)
#5 USC 79, #8 Washington State 66
#6 California 58, #7 Washington 48

Session 3 - Thursday, March 10 (Att.: 943)
#6 California 48, #3 Arizona State 43
#4 Arizona 72, #5 USC 61

Session 4 - Friday, March 11 (Att.: 1,594)
#1 Stanford 100, #4 Arizona 71
#2 UCLA 63, #6 California 50

Session 5 - Saturday, March 12 (Att.: 2,618)
#1 Stanford 64, #2 UCLA 55

2012

Galen Center/Staples Center, Los Angeles, Calif.
(Total Attendance: 7,720)

Session 1 - Wednesday, March 7 (Att.: 1,503)
#8 Washington 72, #9 Oregon 56
#12 Arizona 61, #5 UCLA 57
#10 Colorado 55, #7 Utah 41
#11 Washington State 65, #6 Oregon State 56

Session 2 - Thursday, March 8 (Att.: 2,901)
#1 Stanford 76, #8 Washington 57
#4 Arizona State 68, #12 Arizona 53
#2 California 68, #10 Colorado 59
#11 Washington State 69, #3 USC 55

Session 3 - Friday, March 9 (Att.: 1,471)
#1 Stanford 52, #4 Arizona State 43
#2 California 64, #11 Washington State 49

Session 5 - Saturday, March 12 (Att.: 1,845)
#1 Stanford 77, #2 California 62

2013

KeyArena, Seattle, Wash.
(Total Attendance: 26,465)

Session 1 - Thursday, March 7 (Att.: 2,884)
#7 USC 64, #10 Oregon State 57
#6 Utah 66, #11 Arizona 48

Session 2 - Thursday, March 7 (Att.: 4,665)
#8 Washington State 48, #9 Arizona State 41
#5 Washington 69, #12 Oregon 22

Session 3 - Friday, March 8 (Att.: 3,385)
#2 California 78, #7 USC 59
#3 UCLA def. #6 Utah 43

Session 4 - Saturday, March 9 (Att.: 5,452)
#1 Stanford 79, #8 Washington State 60
#4 Colorado 70, #5 Washington 59

Session 5 - Saturday, March 9 (Att.: 6,152)
#3 UCLA 70, #2 California 58
#1 Stanford 61, #4 Colorado 47

Session 6 - Sunday, March 10 (Att.: 3,927)
#1 Stanford 51, #3 UCLA 49

2014

KeyArena, Seattle, Wash.
(Total Attendance: 24,739)

Session 1 - Thursday, March 6 (Att.: 2,449)
#9 Colorado 76, #8 UCLA 65
#5 USC 59, #12 Arizona 54

Session 2 - Thursday, March 6 (Att.: 3,754)
#7 Washington State 107, #10 Oregon 100
#11 Utah 65, #6 Washington 53

Session 3 - Friday, March 7 (Att.: 3,282)
#1 Stanford 69, #9 Colorado 54
#5 USC 59, #4 Arizona State 57

Session 4 - Friday, March 7 (Att.: 4,396)
#7 Washington State 91, #2 California 83
#3 Oregon State 50, #11 Utah 35

Session 5 - Saturday, March 8 (Att.: 6,073)
#5 USC 72, #1 Stanford 68
#3 Oregon State 70, #7 Washington State 60

Session 6 - Sunday, March 9 (Att.: 4,785)
#5 USC 71, #3 Oregon State 62

2015

KeyArena, Seattle, Wash.
(Total Attendance: 26,898)

Session 1 - Thursday, March 5 (Att.: 2,907)
#7 Washington State 66, #10 Oregon 64
#6 UCLA 80, #11 Arizona 62

Session 2 - Thursday, March 5 (Att.: 3,654)
#9 Colorado 75, #8 USC 63
#5 Washington 75, #12 Utah 64

Session 3 - Friday, March 6 (Att.: 3,869)
#2 Arizona State 67, #7 Washington State 48
#3 Stanford 67, #6 UCLA 62

Session 4 - Friday, March 6 (Att.: 5,545)
#9 Colorado 68, #1 Oregon State 65
#4 California 69, #5 Washington 53

Session 5 - Saturday, March 7 (Att.: 6,059)
#3 Stanford 59, #2 Arizona State 56
#4 California 68, #9 Colorado 55

Session 6 - Sunday, March 8 (Att.: 4,864)
#3 Stanford 61, #4 California 60

2016

KeyArena, Seattle, Wash.
(Total Attendance: 27,613)

Session 1 - Thursday, March 3 (Att.: 3,059)
#10 California 66, #7 Utah 63 (OT)
#11 Arizona 74, #6 Oregon 68

Session 2 - Thursday, March 3 (Att.: 3,680)
#8 USC 77, #9 Washington State 73
#5 Washington 67, #12 Colorado 51

Session 3 - Friday, March 4 (Att.: 3,747)
#9 California 75, #2 Arizona State 64
#3 UCLA 72, #11 Arizona 51

Session 4 - Friday, March 4 (Att.: 5,789)
#1 Oregon State 63, #8 USC 53
#5 Washington 73, #4 Stanford 60

Session 5 - Saturday, March 5 (Att.: 6,543)
#3 UCLA 73, #10 California 67 (OT)
#1 Oregon State 57, #5 Washington 55

Session 6 - Sunday, March 6 (Att.: 4,795)
#1 Oregon State 69, #3 UCLA 57

2017

KeyArena, Seattle, Wash.
(Total Attendance: 36,777)

Session 1 - Thursday, March 2 (Att.: 3,061)
#8 California 71, #9 USC 58
#5 Arizona State 72, #12 Utah 54

Session 2 - Thursday, March 2 (Att.: 4,158)
#7 Washington State 79, #7 Colorado 78
#6 Oregon 70, #11 Arizona 63

Session 3 - Friday, March 3 (Att.: 4,659)
#1 Oregon State 65, #8 California 49
#4 UCLA 68, #5 Arizona State 77

Session 4 - Friday, March 3 (Att.: 9,686)
#2 Stanford 66, #7 Washington State 36
#6 Oregon 70, #3 Washington 69

Session 5 - Saturday, March 4 (Att.: 8,384)
#1 Oregon State 63, #4 UCLA 53
#2 Stanford 71, #6 Oregon 56

Session 6 - Sunday, March 5 (Att.: 6,829)
#2 Stanford 48, #1 Oregon State 43

2018

KeyArena, Seattle, Wash.
(Total Attendance: 28,558)

Session 1 - Thursday, March 1 (Att.: 3,532)
#9 Colorado 66, #8 Utah 56
#5 California 71, #12 Washington 68

Session 2 - Thursday, March 1 (Att.: 3,157)
#7 USC 47, #10 Washington State 44
#6 Arizona State 76, #11 Arizona 47

Session 3 - Friday, March 2 (Att.: 4,852)
#1 Oregon 84, #9 Colorado 47
#4 UCLA 77, #5 California 74

Session 4 - Friday, March 2 (Att.: 4,741)
#2 Stanford 69, #7 USC 58
#6 Arizona State 57 #3 Oregon State 51

Session 5 - Saturday, March 3 (Att.: 6,889)
#1 Oregon 65, #4 UCLA 62
#2 Stanford 58, #6 Arizona State 46

Session 6 - Sunday, March 4 (Att.: 5,387)
#1 Oregon 77, #2 Stanford 57

2019

MGM Grand Garden Arena, Las Vegas.
(Total Attendance: 25,412)

Session 1 - Thursday, March 7 (Att.: 3,012)
#5 Arizona State 66, #12 Colorado 49
#8 Arizona 76, #9 USC 48

Session 2 - Thursday, March 2 (Att.: 3,168)
#7 California 77, #10 Washington State 58
#11 Washington 64, #6 Utah 54

Session 3 - Friday, March 2 (Att.: 4,531)
#4 UCLA 73, #5 Arizona State 69
#1 Oregon 77, #8 Arizona 63

Session 4 - Friday, March 2 (Att.: 4,489)
#2 Stanford 72, #7 California 54
#11 Washington 68, #3 Oregon State 67

Session 5 - Saturday, March 3 (Att.: 5,189)
#1 Oregon 88, #4 UCLA 83
#2 Stanford 72, #11 Washington 61

Session 6 - Sunday, March 4 (Att.: 5,023)
#2 Stanford 64, #1 Oregon 57



MOST OUTSTANDING PLAYER

- 2002 Nicole Powell, Stanford
- 2003 Nicole Powell, Stanford
- 2004 Nicole Powell, Stanford
- 2005 Candice Wiggins, Stanford
- 2006 Lisa Willis, UCLA
- 2007 Candice Wiggins, Stanford
- 2008 Candice Wiggins, Stanford
- 2009 Kayla Pedersen, Stanford
- 2010 Nnemkadi Ogumike, Stanford
- 2011 Nnemkadi Ogumike, Stanford
- 2012 Nnemkadi Ogumike, Stanford
- 2013 Chiney Ogumike, Stanford
- 2014 Ariya Crook, USC
- 2015 Taylor Greenfield, Stanford
- 2016 Jamie Weisner, Oregon State
- 2017 Erica McCall, Stanford
- 2018 Sabrina Ionescu, Oregon
- 2019 Alanna Smith, Stanford

ALL-TOURNAMENT TEAM

- 2002** Enjoli Izidor, Stanford
Melody Johnson, Arizona State
Amanda Levens, Arizona State
Nicole Powell, Stanford*
Felicia Ragland, Oregon State
Shaquala Williams, Oregon
- 2003** Nikki Blue, UCLA
Shawntinice Polk, Arizona
Nicole Powell, Stanford*
Kelley Suminski, Stanford
Krista Warren, Arizona
Dee-Dee Wheeler, Arizona
- 2004** Nikki Blue, UCLA
Aimee Grzyb, Arizona
Giuliana Mendiola, Washington
Shawntinice Polk, Arizona
Nicole Powell, Stanford*
Kelley Suminski, Stanford
- 2005** Nikki Blue, UCLA
Aubree Johnson, Arizona State
Kristen Kovesdy, Arizona State
Eshaya Murphy, USC
Kelley Suminski, Stanford
Candice Wiggins, Stanford*
- 2006** Nikki Blue, UCLA
Kristen Kovesdy, Arizona State
Noelle Quinn, UCLA
Brooke Smith, Stanford
Lisa Willis, UCLA*
Candice Wiggins, Stanford
- 2007** Jayne Appel, Stanford
Devanei Hampton, California
Shay Murphy, USC
Noelle Quinn, UCLA
Brooke Smith, Stanford
Emily Westerberg, Arizona State
Candice Wiggins, Stanford*
- 2008** Jayne Appel, Stanford
Devanei Hampton, California
Taylor Lilley, Oregon
Kayla Pedersen, Stanford
Dymond Simon, Arizona State
Candice Wiggins, Stanford*
- 2009** Jillian Harmon, Stanford
Camille LeNoire, USC

- Atonye Nyingifa, UCLA
- Kayla Pedersen, Stanford*
- Nnemkadi Ogumike, Stanford
- Ashley Walker, California

- 2010** Jayne Appel, Stanford
Ashley Corral, USC
Jasmine Dixon, UCLA
Nnemkadi Ogumike, Stanford*
Kayla Pedersen, Stanford
Markel Walker, UCLA
- 2011** Cassie Harberts, USC
Soana Lucet, Arizona
Doreena Campbell, UCLA
Darxia Morris, UCLA
Chiney Ogumike, Stanford
Nnemkadi Ogumike, Stanford*
- 2012** Brittany Boyd, California
Kimberly Brandon, Arizona State
Layshia Clarendon, California
Chiney Ogumike, Stanford
Nnemkadi Ogumike, Stanford*
Jazmine Perkins, Stanford
- 2013** Alyssia Brewer, UCLA
Jazmine Davis, Washington
Chucky Jeffery, Colorado
Chiney Ogumike, Stanford*
Amber Orrange, Stanford
Markel Walker, UCLA
- 2014** Ariya Crook, USC*
Lia Galdiera, Washington State
Ruth Hamblin, Oregon State
Cassie Harberts, USC
Chiney Ogumike, Stanford
Sydney Wiese, Oregon State
- 2015** Sophie Brunner, Arizona State
Brittany Boyd, California
Reshanda Gray, California
Taylor Greenfield, Stanford*
Lexy Kresl, Colorado
Amber Orrange, Stanford



Head coach Charli Turner Thorne led Arizona State to capture the first-ever Pac-10 Tournament title in 2002.

- 2016** Kristine Anigwe, California
Jordin Canada, UCLA
Ruth Hamblin, Oregon State
Kelsey Plum, Washington
Jamie Weisner, Oregon State*
Sydney Wiese, Oregon State
- 2017** Kristine Anigwe, California
Jordin Canada, UCLA
Sabrina Ionescu, Oregon
Erica McCall, Stanford*
Alanna Smith, Stanford
Sydney Wiese, Oregon State
- 2018** Lexi Bando, Oregon
Monique Billings, UCLA
Jordin Canada, UCLA
Ruthy Hebard, Oregon
Sabrina Ionescu, Oregon*
Kiana Williams, Stanford
- 2019** Kennedy Burke, UCLA
Dijonai Carrington, Stanford
Japreece Dean, UCLA
Ruthy Hebard, Oregon
Sabrina Ionescu, Oregon
Alanna Smith, Stanford*



UCLA was the second No. 3 seed to win the Pac-10 Tournament title in the history of the tournament, winning in 2006.

INDIVIDUAL RECORDS

POINTS

Half: 27, Nicole Powell, Stanford vs. Oregon State, Mar. 3, 2002
Game: 37, Nicole Powell, Stanford vs. Oregon State, Mar. 3, 2002
Tournament: 75, Lia Galdiera, Washington State, 2014
Tournament Ave. (min 2 games): 30.0, Kristine Anigwe, California, 2017

FIELD GOALS

Game: 15, Kelsey Plum, Washington vs. Oregon, Mar. 3, 2017 (15-of-22)
 15, Nnemkadi Ogumike, Stanford vs. Arizona, Mar. 11, 2011 (15-of-22)
Tournament: 27 Tia Presley, Washington State (27-of-58), 2014
 27, Nnemkadi Ogumike, Stanford (27-of-48), 2012

FIELD GOAL ATTEMPTS

Game: 33, Kelsey Plum, Washington vs. Oregon, Mar. 3, 2017 (15-of-33)
Tournament: 63, Sabrina Ionescu, Oregon, 2019 (22-63)

FIELD GOAL PERCENTAGE (min 6 made)

Game: 1.000, Jayne Appel, Stanford, 2008 (8-of-8)
 .909, Kristine Anigwe, California, 2019 (10-of-11)
Tournament: .778, Sophia Elenga, Arizona State, 2019 (7-of-9)
 .778, Toni Kokenis, Stanford, 2011 (7-of-9)
 .778, Jamie Funn, USC, 2007 (7-of-9)

THREE-POINT FIELD GOALS

Game: 8, Candice Wiggins, Stanford vs. USC, Mar. 4, 2007 (8-of-9)
Tournament: 14, Candice Wiggins, Stanford, 2007 (14-of-25)

THREE-POINT FIELD GOAL ATTEMPTS

Game: 15, Ashley Corral, USC vs. UCLA, Mar. 13, 2010 (5-OF-15)
Tournament: 28, Sydney Wiese, Oregon State, 2016 (13-of-28)

THREE-POINT FIELD GOAL PCT. (min 5 made)

Game: 1.000, Lexy Kresl, Colorado vs. Oregon State, Mar. 6, 2015 (5-of-5)
 1.000, Kiki Williams, California vs. Oregon, Mar. 5, 2004 (5-of-5)
Tournament: 1.000, Kiki Williams, California, 2004 (5-of-5)

FREE THROWS

Game: 13, Lia Galderia, WSU vs. California, Mar. 7, 2014 (13-of-16)
Tournament: 24, Nicole Powell, Stanford, 2002 (24-of-25)

CONSECUTIVE FREE THROWS

Game: 10, Jordin Canada, UCLA vs. California, Mar. 2, 2018 (11-of-12)
 10, Nnemkadi Ogumike, Stanford vs. Arizona State, Mar. 9, 2012 (10-of-10)
Tournament: 18, Nicole Powell, Stanford 2002 (6-of-6 vs. UCLA; 8-of-8 vs. Oregon State; 10-of-11 vs. Arizona State)

FREE THROW ATTEMPTS

Game: 18, Cassie Harberts, USC vs. Oregon State, Mar. 7, 2013 (10-of-18)
Tournament: 30, Cassie Harberts, USC, 2013 (20-of-30)

FREE THROW PERCENTAGE

Game (min 8 made):
 1.000, Jazmine Davis, Washington vs. Oregon, Mar. 7, 2013 (9-for-9)
 1.000, Nnemkadi Ogumike, Stanford vs. Arizona State, Mar. 9, 2012 (10-of-10)
 1.000, Ify Ibekwe, Arizona vs. Stanford, Mar. 11, 2011 (9-of-9)
Tournament (min 10 made):
 1.000, Kelsey Plum, Washington, 2016 (14-of-14)
 1.000, Quinn Dornstauder, Arizona State, 2015, (11-of-11)
 1.000, Shaquala Williams, Oregon, 2002 (11-of-11)
 1.000, Marie Gulich, Oregon State, 2017 (10-of-10)
 1.000, Sabrina Haines, Arizona State, 2017 (10-of-10)
 1.000, Lili Thompson, Stanford, 2014 (10-of-10)
 1.000, Kim Butler, Oregon State, 2006 (12-of-12)

REBOUNDS

Half: 14, Ebony Hoffman, USC vs. Washington State, Mar. 7, 2003
Game: 27, Chantel Osahor, Washington vs. Oregon, Mar. 3, 2017
Tournament: 50, Chiney Ogumike, Stanford, 2013

OFFENSIVE REBOUNDS

Game: 10, Jillian Alleyne, Oregon vs. Washington State, Mar. 6, 2014
Tournament: 17, Chiney Ogumike, Stanford, 2012

DEFENSIVE REBOUNDS

Game: 18, Chantel Osahor, Washington vs. Oregon, Mar. 3, 2017
Tournament: 35, Chantel Osahor, Washington, 2016

REBOUNDING AVERAGE (min 2 games)

Tournament: 16.7, Chiney Ogumike, Stanford, 2013 (3 games)

ASSISTS

Game: 13, Sabrina Ionescu, Oregon vs. Arizona, Mar. 8, 2019
 13, Sabrina Ionescu, Oregon vs. Colorado, Mar. 2, 2018
 13, Marta Sniezek, Stanford vs. Washington, Mar. 4, 2016
Tournament: 25, Nikki Blue, UCLA, 2006

ASSIST AVERAGE (min 2 games)

Tournament: 8.5, Jordin Canada, UCLA, 2015 (2 games)

BLOCKED SHOTS

Game: 7, Ruth Hamblin, Oregon State vs. Washington State, Mar. 8, 2014
Tournament: 18, Ruth Hamblin, Oregon State, 2014

BLOCKED SHOTS AVERAGE (min 2 games)

Tournament: 6.0, Ruth Hamblin, Oregon State, 2014 (3 games)

STEALS

Game: 8, Nikki Blue, UCLA vs. Oregon, Mar. 8, 2003
Tournament: 19, Lisa Willis, UCLA, 2006

STEALS AVERAGE (min 2 games)

Tournament: 7.5, Nikki Blue, UCLA, 2003 (2 games)

TEAM RECORDS

POINTS

Most, Game: 107, Washington State vs. Oregon, Mar. 6, 2014
Most, Both Teams, Game: 207, WSU (107) vs. Oregon (100), Mar. 6, 2014
Most, Tournament (min 2 games): 261, USC, 2014
Most, First Half: 59, Washington State vs. Oregon, Mar. 6, 2014
Most, Second Half: 56, Stanford vs. USC, Mar. 15, 2009
Most, Overtime Period: 15, UCLA vs. Stanford, Mar. 6, 2006
Most Points, Quarter: 28, Oregon vs. Arizona, Mar. 3, 2016
Fewest, Game: 31, Arizona vs. Oregon State, Mar. 7, 2008
Fewest, Both Teams, Game: 77, Oregon State (46) vs. Arizona (31), Mar. 7, 2008
Fewest, First Half: 13, Utah vs. Oregon State, Mar. 7, 2014
 13, Washington State vs. Arizona State, Mar. 7, 2013
Fewest, Second Half: 15, Arizona vs. Stanford, Mar. 8, 2004
Fewest, Quarter: 2, Arizona vs. Arizona State, Mar. 1, 2018 (1st Qtr)
Fewest Allowed, Game: 31, Oregon State vs. Arizona, Mar. 7, 2008
Fewest Allowed, Tournament (min 3 games): 121, Stanford, 2008
Lowest Average Allowed, Tournament (min 3 games): 40.3, Stanford, 2008
Largest Deficit Overcome to Win: 16, Stanford, vs. Arizona, Mar. 8, 2004
Highest Average, Tournament (min 2 games): 86.0, Washington State, 2014
Largest Winning Margin: 41, Stanford vs. California (81-40), Mar. 5, 2005

FIELD GOALS

Most, Game: 44, Stanford vs. Arizona, Mar. 11, 2011 (44-of-75)
Most, Both Teams, Game: 74, WSU vs. Oregon, Mar. 6, 2014 (74-of-171)
Most, Tournament (min 2 games): 98, Washington State, 2014 (98-of-234)
Fewest, Game: 10, California vs. Stanford, Mar. 8, 2003 (10-of-45)
Fewest, Both Teams, Game: 28, Colorado vs. Utah, Mar. 7, 2012 (28-of-102)
Fewest Allowed, Tournament (min 2 games): 31, Utah, 2014 (31-of-106)
 31, Arizona State, 2014 (31-of-105)

FIELD GOAL ATTEMPTS

Most, Game: 88, Washington State vs. Oregon, Mar. 6, 2014 (41-of-88)
Most, Both Teams, Game: 171, Washington State vs. Oregon, Mar. 6, 2014 (74-of-171)
Most, Tournament (min 2 games): 241, USC, 2014 (96-of-241)
Fewest, Game: 35, Oregon State vs. UCLA, Mar. 12, 2010 (14-of-35)
Fewest, Both Teams, Game: 92, Washington vs. California, Mar. 13, 2009 (38-of-92)
Fewest Allowed, Tournament (min 2 games): 94, Arizona State, 2011 (38-of-99)

FIELD GOAL PERCENTAGE

Highest, Game: .690 California vs. Arizona State, Mar. 4, 2016 (29-of-42)
Highest, Both Teams, Game: .500, Arizona vs. Stanford, Mar. 11, 2011 (68-of-136)
 .500, California vs. UCLA, Mar. 4, 2006 (56-of-116)
Highest, Tournament (min 2 games): .528, Stanford, 2011 (66-of-125)
Lowest, Game: .203, Washington State vs. Oregon State, Mar. 3, 2006 (12-of-59)
Lowest, Both Teams, Game: .275, Colorado vs. Utah, Mar. 7, 2012 (28-of-102)
Lowest Allowed, Tournament (min 2 games): .292, Utah, 2014 (31-of-106)

THREE-POINT FIELD GOALS

Most, Game: 13, Washington vs. Oregon State, Mar. 8, 2019 (13-of-31)



13, Oregon vs. Colorado, Mar. 2, 2018 (13-of-27)
 13, Washington State vs. Arizona, Mar. 12, 2009 (13-of-37)

Most, Both Teams, Game: 21, Washington (13) vs. Oregon State (8), Mar. 8, 2019 (21-of-60)

Most, Tournament (min 2 games): 33, Oregon, 2018 (33-of-70)

Fewest, Game: 0, UCLA vs. Arizona State, Mar. 8, 2019 (0-of-4)

0, Washington State vs. Stanford, Mar. 3, 2017 (0-of-16)
 0, Oregon State vs. Utah, Mar. 7, 2014 (0-for-10)
 0, California vs. UCLA, Mar. 9, 2013 (0-of-3)
 0, Arizona State vs. Washington State, Mar. 7, 2013 (0-of-11)
 0, Stanford vs. Arizona State, Mar. 3, 9, 2012 (0-of-10)
 0, California vs. Arizona State, Mar. 10, 2011 (0-of-1)
 0, Washington State vs. USC, Mar. 7, 2003 (0-of-6)
 0, Arizona State vs. California, Mar. 7, 2003 (0-of-8)
 0, California vs. Arizona State, Mar. 4, 2007 (0-for-5)

Fewest, Both Teams, Game: 1, USC vs. Washington State, Mar. 7, 2003 (1-of-15)

Fewest Allowed, Tournament (min 2 games): 1, California, 2013 (1-of-12)

THREE-POINT FIELD GOAL ATTEMPTS

Most, Game: 37, Washington State vs. Arizona, Mar. 12, 2009 (13-of-37)

Most, Both Teams, Game: 60, Washington (31) vs. Oregon State (29), Mar. 8, 2019 (21-of-60); 60, Oregon (34) vs. WSU (26), Mar. 6, 2014

Most, Tournament (min 2 games): 76, Washington, 2019 (29-of-76)

Fewest, Game: 1, California vs. Arizona State, Mar. 10, 2011 (0-of-1)

Fewest, Both Teams, Game: 11, Arizona State vs. California, Mar. 10, 2011 (2-of-11)
 11, Arizona State vs. California, Mar. 7, 2003 (2-of-11)

Fewest Allowed, Tournament (min 2 games): 12, California, 2013 (1-of-12)

THREE-POINT FIELD GOAL PCT.

Highest, Game: .833, Oregon vs. Stanford, Mar. 4, 2017 (5-of-6)

Highest, Both Teams, Game: .516, California vs. Stanford, Mar. 6, 2004 (16-of-31)

Highest, Tournament (min 2 games): .538, UCLA, 2009 (7-of-13)

Lowest, Both Teams, Game: .067, Washington State vs. USC, Mar. 7, 2003 (1-of-15)

Lowest Allowed, Tournament (min 2 games): .083, California, 2013 (1-of-12)

FREE THROWS

Most, Game: 35, USC vs. Oregon State, Mar. 7, 2013 (35-of-46)

Most, Both Teams, Game: 51, Stanford vs. UCLA, Mar. 2, 2002

Most, Tournament (min 2 games): 76, Stanford, 2002 (76-of-86)

Fewest, Game: 1, Washington vs. Oregon State, Mar. 5, 2016 (1-of-2)

1, Oregon vs. Washington State, Mar. 5, 2015 (1-of-6)
 1, Arizona State vs. Stanford, Mar. 7, 2005 (1-of-2)
 1, Arizona vs. Stanford, Mar. 10, 2003 (1-of-4)

Fewest, Both Teams, Game: 4, Stanford vs. California, Mar. 10, 2008 (4-of-8)

Fewest Allowed, Tournament (min 2 games): 8, Washington, 2016 (8-of-12)

FREE THROW ATTEMPTS

Most, Game: 46, USC vs. Oregon State, Mar. 7, 2013 (35-of-46)

Most, Both Teams, Game: 61, Washington State vs. California, Mar. 7, 2014
 61, Arizona State vs. Arizona, Mar. 2, 2002

Most, Tournament (min 2 games): 92, Arizona State, 2002 (64-of-92)

Fewest, Game: 2, Washington vs. Oregon State, Mar. 5, 2016 (1-of-2)

2, Arizona State vs. Stanford, Mar. 7, 2005 (1-of-2)

Fewest, Both Teams, Game: 8, Stanford vs. California, Mar. 10, 2008 (4-of-8)

Fewest Allowed, Tournament (min 2 games): 12, Washington, 2016 (8-of-12)

FREE THROW PCT.

Highest, Game: 1.000, Arizona vs. UCLA, Mar. 7, 2012 (13-for-13)

.943, Stanford vs. UCLA (33-35), Mar. 2, 2002

Highest, Both teams, Game: .952, Arizona vs. UCLA, Mar. 7, 2012 (20-of-21)

Highest, Tournament (min 2 games): .933, Arizona State, 2011 (14-of-15)

Lowest, Game: .167, Oregon vs. Washington State, Mar. 5, 2015 (1-of-6)

Lowest, Both Teams, Game: .471, USC vs. Washington State, Mar. 4, 2016 (8-of-17)

Lowest Allowed, Tournament (min 2 games): .467, Stanford, 2008 (14-of-30)

REBOUNDS

Most, Game: 61, Oregon vs. Washington State, Mar. 6, 2014

Most, Both Teams, Game: 103, Oregon vs. Washington State, Mar. 6, 2014

Most, Tournament (min 2 games): 149, USC, 2014

Fewest, Game: 19, Arizona vs. Arizona State, Mar. 1, 2018

Fewest, Both Teams, Game: 57, Arizona (20) vs. Oregon (57), Mar. 8, 2019

Largest Margin, Game: 34, California vs. Washington State, Mar. 9, 2012 (59-25)

Largest Margin, Tournament (min 2 games): 51, Stanford, 2009 (138-87)

Fewest Allowed, Tournament (min 2 games): 53, Arizona State, 2015

Most Offensive Rebounds, Game: 28, Oregon State vs. Washington State, Mar. 5, 2004

Most Offensive Rebounds, Tournament (min 2 games): 55, Stanford, 2009

Fewest Offensive Rebounds, Game: 3, Stanford vs. California, Mar. 8, 2019

3, California vs. Arizona State, Mar. 4, 2016;

3, Utah vs. UCLA, Mar. 8, 2013

Fewest Offensive Rebounds Allowed, Tournament (min 2 games): 8, California, 2019

Most Defensive Rebounds, Game: 42, California vs. Washington State, Mar. 9, 2012

Most Defensive Rebounds, Tournament (min. 2 games): 105, USC, 2014

Fewest Defensive Rebounds, Game: 11, Colorado vs. Washington State, Mar. 2, 2017

Fewest Defensive Rebounds Allowed, Tournament (min 2 games): 33, Arizona State, 2015

Highest Rebounding Ave., Tournament (min 2 games): 47.7, California, 2012

ASSISTS

Most, Game: 30, Stanford vs. Arizona, Mar. 11, 2011

Most, Both Teams, Game: 40, Arizona (10) vs. Stanford (30), Mar. 11, 2011

Most, Tournament (min 2 games): 65, Stanford, 2009

Fewest, Game: 2, USC vs. Oregon State, Mar. 7, 2013

Fewest, Both Teams, Game: 8, Arizona State (4) vs. Washington State (4), Mar. 7, 2013

Fewest Allowed, Tournament (min 2 games): 11, Arizona State, 2015

Highest Average, Tournament (min 2 games): 21.7, Stanford, 2009

BLOCKED SHOTS

Most, Game: 10, Stanford vs. Oregon, Mar. 4, 2017

10, Stanford vs. USC, Mar. 8, 2014

10, Oregon State vs. Washington State, Mar. 8, 2014

Most, Both Teams, Game: 14, Washington vs. Colorado, Mar. 8, 2013

14, Arizona State vs. Washington State, Mar. 7, 2013

Most, Tournament (min 2 games): 26, Stanford, 2017

Fewest, Game: 0, by many, last by Oregon vs. UCLA, Mar. 9, 2019

Fewest, Both Teams, Game: 1, Washington vs. California, Mar. 1, 2018

1, USC vs. Arizona State, Mar. 13, 2009

1, Washington vs. California, Mar. 13, 2009

1, Arizona State vs. Oregon, Mar. 6, 2005

1, California vs. Stanford, Mar. 5, 2005

1, USC vs. Oregon State, Mar. 2, 2002

1, Stanford vs. UCLA, Mar. 9, 2003

1, Oregon vs. Washington State, Mar. 7, 2008

Fewest Allowed, Tournament (min 2 games): 1, California, 2009

1, Oregon, 2008

1, UCLA, 2004

1, Stanford, 2002

Highest Average, Tournament (min 2 games): 8.7, Stanford, 2017

STEALS

Most, Game: 21, UCLA vs. Oregon State, Mar. 12, 2010

Most, Both Teams, Game: 30, Washington vs. Oregon State, Mar. 4, 2005

Most, Tournament (min 2 games): 52, UCLA, 2006

Fewest, Game: 1, Oregon State vs. Washington, Mar. 8, 2019

1, Oregon State vs. Stanford, Mar. 8, 2008

1, Arizona vs. Stanford, Mar. 8, 2004

Fewest, Both Teams, Game: 4, Washington (3) vs. Oregon State (1), Mar. 8, 2019

Fewest Allowed, Tournament (min 2 games): 7, Colorado, 2018;

7, UCLA, 2015

Highest Average, Tournament (min 2 games): 17.5, UCLA, 2003

PERSONAL FOULS

Most, Game: 28, Colorado vs. Stanford, Mar. 7, 2014

Most, Both Teams, Game: 49, Washington vs. Oregon State, Mar. 4, 2005

Most, Tournament (min 2 games): 74, USC, 2014

Fewest, Game: 6, Arizona vs. Utah, Mar. 7, 2013

Fewest, Both Teams, Game: 17, Washington vs. Oregon State, Mar. 5, 2016

Fewest, Tournament (min 2 games): 19, Washington State, 2017

TURNOVERS

Most, Game: 33, Oregon State vs. UCLA, Mar. 12, 2010

Most, Both Teams, Game: 55, Washington vs. Oregon State, Mar. 4, 2005

Most, Tournament (min 2 games): 65, California, 2016

Fewest, Game: 4, Washington vs. Utah, Mar. 5, 2015

Fewest, Both Teams, Game: 13, Washington (5) vs. Oregon State (8), Mar. 8, 2019

Fewest, Tournament (min 2 games): 15, UCLA, 2017

RECORD BY SEED

YEAR	#1	#2	#3	#4	#5	#6	#7	#8	#9	#10	#11	#12
2002	2-1	0-1	3-0	0-1	1-1	0-1	2-1	1-1	0-1	0-1	--	--
<i>Upsets:</i> (3) Arizona State 70, (1) Stanford 63; (7) Oregon 78, (2) Washington 64												
2003	3-0	1-1	2-1	1-1	0-1	0-1	1-1	0-1	1-1	0-1	--	--
<i>Upsets:</i> (3) Arizona 74, (2) Washington 51; (9) California 46, (8) Arizona State 38												
2004	3-0	2-1	0-1	1-1	0-1	1-1	1-1	0-1	1-1	0-1	--	--
<i>Upsets:</i> (6) Washington 77, (3) USC 55; (9) California 82, (8) Oregon 57												
2005	3-0	1-1	2-1	1-1	0-1	0-1	1-1	1-1	0-1	0-1	--	--
<i>Upsets:</i> (2) Oregon 47, (3) Arizona State 54												
2006	2-1	1-1	3-0	0-1	1-1	0-1	1-1	0-1	1-1	0-1	--	--
<i>Upsets:</i> (3) UCLA 85, (1) Stanford 76-OT; (3) UCLA 60, Arizona State 59; (5) USC 70, (4) Washington 67; (9) Arizona 64, (8) Oregon 57												
2007	3-0	2-1	1-1	0-1	1-1	0-1	1-1	0-1	1-1	0-1	--	--
<i>Upsets:</i> (9) Arizona 69, (8) Oregon State 54; (5) USC 81, (4) Washington 77												
2008	3-0	2-1	1-1	0-1	1-1	0-1	1-1	1-1	0-1	0-1	--	--
<i>Upsets:</i> (5) UCLA 73, (4) USC 52												
2009	3-0	1-1	0-1	1-1	0-1	2-1	0-1	0-1	1-1	1-1	--	--
<i>Upsets:</i> (6) USC 69, (2) California 67; (6) USC 70, (3) Arizona State 65; (9) Arizona 79, (8) Washington State 72; (10) Washington 69, (7) Oregon 43												
2010	3-0	2-1	1-1	1-1	0-1	0-1	0-1	1-1	0-1	1-1	--	--
<i>Upsets:</i> (10) Oregon State 52, (7) Washington 42												
2011	2-0	1-1	1-1	2-1	1-1	2-1	0-1	0-1	0-1	0-1	--	--
<i>Upsets:</i> (6) California 48, (3) Arizona State 43												
2012	3-0	2-1	0-1	1-1	0-1	0-1	0-1	1-1	0-1	1-0	2-1	1-1
<i>Upsets:</i> (12) Arizona 61, (5) UCLA 57; (10) Colorado 55, (7) Utah 41; (11) Washington State 65, (6) Oregon State 56; (11) Washington State 69, (3) USC 55												
2013	3-0	1-1	2-1	1-1	1-1	1-1	1-1	1-1	0-1	0-1	0-1	0-1
<i>Upsets:</i> (3) UCLA 70, (2) California 58												
2014	1-1	0-1	2-1	0-1	4-0	0-1	2-1	0-1	1-1	0-1	1-1	0-1
<i>Upsets:</i> (9) Colorado 76, (8) UCLA 65; (11) Utah 65, (6) Washington 53; (5) USC 59, (4) Arizona State 57; (7) Washington State 92, (2) California 83; (5) USC 72, (1) Stanford 68; (5) USC 71, (3) Oregon State (62)												
2015	0-1	1-1	3-0	2-1	1-1	1-1	1-1	0-1	2-1	0-1	0-1	0-1
<i>Upsets:</i> (9) Colorado 75, (8) USC 63; (9) Colorado 68, (1) Oregon State 65; (3) Stanford 59, (2) Arizona State (67)												
2016	3-0	0-1	2-1	0-1	2-1	0-1	0-1	1-1	0-1	2-1	1-1	0-1
<i>Upsets:</i> (10) California 66, (7) Utah 63 OT; (11) Arizona 74, (8) Oregon 68; (10) California 75, (2) Arizona State (64); (5) Washington 73, (4) Stanford 65												
2017	2-1	3-0	0-1	1-1	1-1	2-1	1-1	1-1	0-1	0-1	0-1	0-1
<i>Upsets:</i> (6) Oregon 70, (3) Washington 69; (2) Stanford 48, (1) Oregon State 43.												
2018	3-0	2-1	0-1	1-1	1-1	2-1	1-1	0-1	1-1	0-1	0-1	0-1
<i>Upsets:</i> (9) Colorado 66, (8) Utah 56; (6) Arizona State 57, (2) Oregon State 51.												
2019	2-1	3-0	0-1	1-1	1-1	0-1	1-1	1-1	0-1	0-1	2-1	0-1
<i>Upsets:</i> (11) Washington 64, (6) Utah 54; (11) Washington 68, (3) Oregon State 67; (2) Stanford 64, (1) Oregon 57.												

COMPOSITE TOURNAMENT STANDINGS

TEAM	W	L	PCT	TITLES
Stanford	45	5	.900	13
UCLA	20	17	.541	1
California	20	18	.526	
Arizona State	16	17	.485	1
USC	15	17	.469	1
Colorado	6	8	.429	
Arizona	13	18	.419	
Oregon State	12	17	.414	1
Oregon	11	17	.393	1
Washington	11	18	.379	
Washington State	7	18	.280	
Utah	2	8	.200	

REGULAR-SEASON CHAMPIONS BY SCHOOL (includes shared) thru 2018 campaign

1.	Stanford	23
2.	Oregon	4
	Oregon State	3
	Washington	3
5.	Arizona State	2
	USC	2
7.	Arizona	1
	California	1
	UCLA	1

SEED vs. SEED RESULTS

	vs. #1	vs. #2	vs. #3	vs. #4	vs. #5	vs. #6	vs. #7	vs. #8	vs. #9	vs. #10	vs. #11	vs. #12	TOTAL
#1	-	7-2	4-2	11-0	5-1	1-0	-	9-0	7-1	-	-	-	44-6
#2	2-7	-	3-5	-	-	4-1	10-2	-	-	3-1	2-0	-	25-16
#3	2-4	5-3	-	1-0	0-1	9-5	2-0	-	-	2-0	2-2	-	23-15
#4	0-11	-	0-1	-	11-6	-	-	-	2-0	-	-	1-0	14-18
#5	1-5	-	1-0	6-11	-	-	-	1-0	-	-	-	7-1	16-17
#6	0-1	1-4	5-9	-	-	-	1-0	-	-	-	4-4	-	11-18
#7	-	2-10	0-3	-	-	0-1	-	-	-	13-4	-	-	15-18
#8	0-9	-	-	-	0-1	-	-	-	9-8	-	-	-	9-18
#9	2-6	-	-	0-2	-	-	-	8-9	-	-	-	-	9-18
#10	-	1-3	0-2	-	-	-	4-13	-	-	-	-	-	5-18
#11	-	0-2	2-2	-	-	4-4	-	-	-	-	-	-	6-8
#12	-	-	-	0-1	1-7	-	-	-	-	-	-	-	1-8



Nnemkadi Ogwumike, Stanford



YEAR-BY-YEAR RECORDS

YEAR	ARIZ	ASU	CAL	COLO	ORE	OSU	STAN	UCLA	USC	UTAH	WASH	WSU
2002	0-1	3-0	0-1	--	2-1	1-1	2-1	1-1	0-1	--	0-1	0-1
2003	2-1	0-1	1-1	--	0-1	0-1	3-0	1-1	1-1	--	1-1	0-1
2004	2-1	0-1	1-1	--	0-1	1-1	3-0	1-1	0-1	--	1-1	0-1
2005	0-1	2-1	1-1	--	1-1	0-1	3-0	0-1	1-1	--	1-1	0-1
2006	1-1	1-1	0-1	--	0-1	1-1	2-1	3-0	1-1	--	0-1	0-1
2007	1-1	2-1	1-1	--	0-1	0-1	3-0	1-1	1-1	--	0-1	0-1
2008	0-1	1-1	2-1	--	1-1	1-1	3-0	1-1	0-1	--	0-1	0-1
2009	1-1	0-1	1-1	--	0-1	0-1	3-0	1-1	2-1	--	1-1	0-1
2010	1-1	0-1	1-1	--	0-1	1-1	3-0	2-1	1-1	--	0-1	0-1
2011	2-1	1-1	2-1	--	0-1	0-1	2-0	1-1	1-1	--	0-1	0-1
2012	1-1	1-1	2-1	1-1	0-1	0-1	3-0	0-1	0-1	0-1	1-1	2-1
2013	0-1	0-1	1-1	1-1	0-1	0-1	3-0	2-1	1-1	1-1	1-1	1-1
2014	0-1	0-1	0-1	1-1	0-1	2-1	1-1	0-1	4-0	1-1	0-1	2-1
2015	0-1	1-1	2-1	2-1	0-1	0-1	3-0	1-1	0-1	0-1	1-1	1-1
2016	1-1	0-1	2-1	0-1	0-1	3-0	0-1	2-1	1-1	0-1	2-1	0-1
2017	0-1	1-1	1-1	0-1	2-1	2-1	3-0	1-1	0-1	0-1	0-1	1-1
2018	0-1	2-1	1-1	1-1	3-0	0-1	2-1	1-1	1-1	0-1	0-1	0-1
2019	1-1	1-1	1-1	0-1	2-1	0-1	3-0	1-1	0-1	0-1	2-1	0-1
TOTAL	13-18	16-17	20-18	6-8	11-17	12-17	45-5	20-17	15-17	2-8	11-18	7-18

YEARLY SEEDINGS

YEAR	ARIZ	ASU	CAL	COLO	ORE	OSU	STAN	UCLA	USC	UTAH	WASH	WSU
2002	6	3	9	--	7	5	1	8	4	--	2	10
2003	3	8	9	--	5	6	1	4	7	--	2	10
2004	2	5	9	--	8	7	1	4	3	--	6	10
2005	5	3	8	--	2	10	1	6	4	--	7	9
2006	9	2	6	--	8	7	1	3	5	--	4	10
2007	9	2	3	--	6	8	1	7	5	--	4	10
2008	9	3	2	--	7	8	1	5	4	--	6	10
2009	9	3	2	--	7	5	1	4	6	--	10	8
2010	8	5	4	--	6	10	1	2	3	--	7	9
2011	4	3	6	--	9	10	1	2	5	--	7	8
2012	12	4	2	10	9	6	1	5	3	7	8	11
2013	11	9	2	4	12	10	1	3	7	6	5	8
2014	12	4	2	9	10	3	1	8	5	11	6	8
2015	11	2	4	9	10	1	3	6	8	12	5	7
2016	11	2	10	12	6	1	4	3	8	7	5	9
2017	11	5	8	10	6	1	2	4	9	12	3	7
2018	11	6	5	9	1	3	2	4	7	8	12	10
2019	8	5	7	12	1	3	2	4	2	4	9	6
6	11	10										

TOURNAMENT SERIES RECORDS

	vs. ARIZ	vs. ASU	vs. CAL	vs. COLO	vs. ORE	vs. OSU	vs. STAN	vs. UCLA	vs. USC	vs. UTAH	vs. WASH	vs. WSU	TOTAL
ARIZ	--	0-3	--	--	3-2	3-1	0-7	1-2	2-2	0-1	1-0	2-0	13-18
ASU	3-0	--	1-5	1-0	2-0	3-0	1-5	2-4	0-3	1-0	1-0	1-1	16-17
CAL	--	5-1	--	2-0	3-0	0-1	0-8	0-6	2-1	1-0	4-0	3-1	20-18
COLO	--	--	0-2	0-1	0-1	1-0	0-2	1-0	1-0	2-0	1-1	0-1	6-8
ORE	2-3	0-2	0-3	1-0	--	--	1-2	2-1	0-1	--	3-3	2-2	11-17
OSU	1-3	0-3	1-0	0-1	--	--	0-3	3-1	1-3	1-0	2-2	3-1	12-17
STAN	7-0	5-1	8-0	2-0	2-1	3-0	--	9-1	4-1	--	2-1	3-0	45-5
UCLA	2-1	4-2	6-0	0-1	1-2	2-2	1-9	--	2-0	1-0	--	1-0	20-17
USC	2-2	3-0	1-2	0-1	1-0	2-2	1-5	0-2	--	--	2-2	4-1	15-17
UTAH	1-0	0-1	0-1	0-2	--	0-1	--	0-1	--	--	1-2	--	2-8
WASH	0-2	0-1	2-2	1-1	3-3	2-2	1-2	--	2-2	2-1	--	--	11-18
WSU	0-2	1-1	1-3	1-0	2-2	1-3	0-2	0-1	1-4	--	--	--	7-18

CONFERENCE CHAMPIONS

	Tournament	Regular Season
1987	--	USC
1988	--	Washington
1989	--	Stanford
1990	--	Stanford
		Washington
1991	--	Stanford
1992	--	Stanford
1993	--	Stanford
1994	--	USC
1995	--	Stanford
1996	--	Stanford
1997	--	Stanford
1998	--	Stanford
1999	--	Oregon
		UCLA
2000	--	Oregon
2001	--	Arizona State
		Washington
		Stanford
2002	Arizona State	Stanford
2003	Stanford	Stanford
2004	Stanford	Arizona
		Stanford
2005	Stanford	Stanford
2006	UCLA	Stanford
2007	Stanford	Stanford
2008	Stanford	Stanford
2009	Stanford	Stanford
2010	Stanford	Stanford
2011	Stanford	Stanford
2012	Stanford	Stanford
2013	Stanford	California
		Stanford
2014	USC	Stanford
2015	Stanford	Oregon State
2016	Oregon State	Arizona State
		Oregon State
2017	Stanford	Oregon State
2018	Oregon	Oregon
2019	Stanford	Oregon



Stanford won its 13th Pac-12 Tournament title. The 2019 championship game was a top-10 showdown between No. 6-ranked Oregon and the No. 7-ranked Cardinal.



PAC12
PAC12
PAC12
PAC12
PAC12
PAC12
PAC12

WOMEN'S BASKETBALL TOURNAMENT

presented by

NEW
YORK
LIFE

BASKETBALL
BASKETBALL
BASKETBALL
BASKETBALL
BASKETBALL

MARCH 5 - 8, 2020
MANDALAY BAY EVENTS CENTER

PAC-12.COM/TICKETS

FIRST TEAM ALL-AMERICANS
ARIZONA

1997-98 Adia Barnes..... USBWA

ARIZONA STATE

 1980-81 Kym Hampton
 1981-82 Kym Hampton

CALIFORNIA

 1992-93 Milica Vukadinovic..... Kodak, BT, S&S
 2008-09 Ashley Walker..... USBWA
 2014-15 Brittany Boyd..... WBCA

COLORADO

1994-95 Shelly Sheetz..... WBCA, USBWA, AP, BT

OREGON

 1980-81 Bev Smith..... Kodak
 1981-82 Bev Smith..... Kodak
 1999-00 Shaquala Williams Kodak
 2017-18 Sabrina Ionescu..... AP, USBWA, USA Today,
 Wooden, ESPNW, WBCA
 2018-19 Sabrina Ionescu..... AP, USBWA, Wooden,
 ESPNW, WBCA

OREGON STATE

 1980-81 Carol Menken Kodak
 1984-85 Julie Coleman WBNS
 1995-96 Tanja Kostic..... UPI, College Sports Magazine
 2015-16 Jamie Weisner WBCA

STANFORD

 1988-89 Jennifer Azzi..... Kodak
 1989-90 Jennifer Azzi..... Kodak, USBWA
 1990-91 Sonja Henning..... Kodak
 1991-92 Val Whiting Kodak, USBWA
 1992-93 Val Whiting Kodak, USBWA
 1995-96 Kate Starbird Kodak, USBWA
 1996-97 Kate Starbird Kodak, AP, USBWA
 1997-98 Kristin Folk Kodak, USBWA, Sporting News
 1999-00 Jamie Carey..... WBNS, WBJ
 2000-01 Nicole Powell..... WBJ
 2001-02 Nicole Powell..... Kodak, USBWA
 2002-03 Nicole Powell..... Kodak, USBWA
 2003-04 Nicole Powell..... Kodak, AP, Wooden, USBWA
 2004-05 Candice Wiggins..... Kodak
 2005-06 Candice Wiggins..... Kodak, USBWA, WBNS
 2006-07 Candice Wiggins..... Kodak, USBWA
 2007-08 Candice Wiggins..... WBCA, AP, USBWA,
 Wooden, SI, ESPN
 2008-09 Jayne Appel..... WBCA, USBWA
 2009-10 Jayne Appel..... WBCA, USBWA, Wooden
 Nnemkadi Ogwumike.. USBWA, WBCA, Wooden
 2010-11 Nnemkadi Ogwumike.. USBWA, WBCA, Wooden
 Jeanette Pohlen..... AP, USBWA, Wooden
 2011-12 Chiney Ogwumike..... WBCA
 Nnemkadi Ogwumike..... AP, WBCA, USBWA,
 Wooden
 2012-13 Chiney Ogwumike... AP, WBCA, USBWA, Wooden
 2013-14 Chiney Ogwumike..... AP, WBCA, USBWA,
 Wooden, ESPN
 2018-19 Alanna Smith WBCA

UCLA

 1974-75 Ann Meyers Kodak
 1975-76 Ann Meyers Kodak
 1976-77 Ann Meyers Kodak
 1977-78 Ann Meyers Kodak
 1978-79 Denise Curry..... Kodak
 1979-80 Denise Curry..... Kodak
 1980-81 Denise Curry..... Kodak
 1992-93 Natalie Williams USBWA, Naismith, BT
 1993-94 Natalie Williams . Kodak, USBWA, Naismith, BT, BA
 1998-99 Maylana Martin..... Kodak
 1999-00 Maylana Martin..... AP, Kodak, Naismith,
 SI for Women
 1999-00 Nicole Kaczmariski..... WBNS

USC

 1981-82 Paula McGee..... WBCA
 1982-83 Paula McGee..... Kodak, ABA-USA
 Cheryl Miller Kodak, ABA-USA,
 Naismith, Fast Break
 1983-84 Pam McGee Kodak, ABA-USA
 Cheryl Miller ... Kodak, ABA-USA, SS, Naismith
 1984-85 Cheryl Miller Kodak, ABA-USA, Naismith
 1985-86 Cheryl Miller Kodak, ABA-USA, Naismith
 1992-93 Lisa Leslie..... USBWA, BA
 1993-94 Lisa Leslie..... Kodak, USBWA, WBA, BA
 1996-97 Tina Thompson..... USBWA, Basketball Weekly

UTAH

 1995-96 Amber McEwen..... WBCA
 2000-01 Lauren Beckman..... WBCA

WASHINGTON

 1987-88 Karen Deden BT
 1994-95 Rhonda Smith BA
 1999-00 Loree Payne WBNS
 2015-16 Kelsey Plum WBCA
 2016-17 Kelsey Plym. AP, WBCA, USBWA, Wooden, ESPN
 2016-17 Chantel Osahor..... WBCA

Legend: WBCA - Women's Basketball Coaches Association (Kodak through, WBNS - Women's Basketball News Service, USBWA - United States Basketball Writers Association, AP - Associated Press, UPI - United Press International, BT - Basketball Times, BA - Basketball America, SI - Sports Illustrated for Women, SS - Street & Smith's, WBA - Women's Basketball Association, WBJ - Women's Basketball Journal, Wooden - Wooden Award.



Stanford's Candice Wiggins was the recipient of the 2008 State Farm Wade Trophy and was a four-time All-American.



Washington's Kelsey Plum broke the all-time NCAA scoring record and went on to be named a consensus national player of the year in 2017.



Oregon's Shaquala Williams was a 1999-2000 Kodak All-American.

NAISMITH MEMORIAL BASKETBALL HALL OF FAME

Ann Meyers, UCLA (inducted 1993)
 Cheryl Miller, USC (inducted 1995)
 Denise Curry, UCLA (inducted 1997)
 Billie Moore, UCLA (inducted 1999) - coach
 Cynthia Cooper, USC (inducted 2010)
 Tara VanDerveer, Stanford (inducted 2011) - coach
 Lisa Leslie, USC (inducted 2015)

WOMEN'S BASKETBALL HALL OF FAME

Denise Curry, UCLA (inducted 1999)
 Ann Meyers, UCLA (inducted 1999)
 Cheryl Miller, USC (inducted 1999)
 Billie Moore, UCLA (inducted 1999)
 Linda Sharp, USC (inducted 2001)
 Marianne Stanley, USC/California (inducted 2002)
 Tara VanDerveer, Stanford (inducted 2002)
 Bev Smith, Oregon (inducted 2004)
 Jennifer Azzi, Stanford (inducted 2009)
 Cynthia Cooper, USC (inducted 2009)
 Pamela McGee, USC (inducted 2012)
 Lisa Leslie, USC (inducted 2014)
 Natalie Williams, UCLA (inducted 2016)
 Ceal Barry, Colorado (inducted 2018)
 Tina Thompson, USC (inducted 2018)

WBCA LIFETIME ACHIEVEMENT AWARD

1995 Billie Moore, UCLA

KODAK SILVER ANNIVERSARY TEAM

(top 10 Div. I players, 1974-1999)

Ann Meyers, UCLA
 Cheryl Miller, USC

USA OLYMPIC TEAM

1976 silver Billie Moore, UCLA (head coach)
 Anne Meyers, UCLA
 1980 Denise Curry, UCLA
 1984 gold Denise Curry, UCLA
 Pam McGee, USC
 Cheryl Miller, USC
 1988 gold Cynthia Cooper, USC
 1992 bronze Cynthia Cooper, USC
 1996 gold Tara VanDerveer, Stanford (head coach)
 Jennifer Azzi, Stanford
 Lisa Leslie, USC
 Katy Steding, Stanford
 2000 gold Lisa Leslie, USC
 Natalie Williams, UCLA
 2004 gold Lisa Leslie, USC
 Tina Thompson, USC
 2008 gold Lisa Leslie, USC
 Tina Thompson, USC

USA BASKETBALL COACH OF THE YEAR

1996 Tara VanDerveer, Stanford

BRODERICK CUP

1977-78 Ann Meyers, UCLA
 1983-84 Cheryl Miller, USC

HONDA SPORTS AWARD

(selected by NACWAA)
 1977-78 Ann Meyers, UCLA
 1983-84 Cheryl Miller, USC
 1984-85 Cheryl Miller, USC
 1989-90 Jennifer Azzi, Stanford
 2016-17 Kelsey Plum, Washington

SENIOR CLASS AWARD

2008 Candice Wiggins, Stanford
 2012 Nnemkadi Ogwumike, Stanford
 2017 Sydney Wiese, Oregon State

WADE TROPHY

Presented to the Division I national player of the year as voted on by WBCA members

1984-85 Cheryl Miller, USC
 1989-90 Jennifer Azzi, Stanford
 2007-08 Candice Wiggins, Stanford
 2016-17 Kelsey Plum, Washington
 2018-19 Sabrina Ionescu, Oregon

WBCA PLAYER OF THE YEAR

Selected by NAGWS

1984-85 Cheryl Miller, USC
 1985-86 Cheryl Miller, USC
 1993-94 Lisa Leslie, USC
 1996-97 Kate Starbird, Stanford

NAISMITH TROPHY

Selected by coach/media panel

1983-84 Cheryl Miller, USC
 1984-85 Cheryl Miller, USC
 1985-86 Cheryl Miller, USC
 1989-90 Jennifer Azzi, Stanford
 1993-94 Lisa Leslie, USC
 1996-97 Kate Starbird, Stanford
 2016-17 Kelsey Plum, Washington

JOHN R. WOODEN AWARD

2013-14 Chiney Ogwumike, Stanford
 2016-17 Kelsey Plum, Washington
 2018-19 Sabrina Ionescu, Oregon

ANN MEYERS DRYSDALE

USBWA NATIONAL PLAYER OF THE YEAR

1993-94 Lisa Leslie, USC
 1989-90 Jennifer Azzi, Stanford
 1996-97 Kate Starbird, Stanford
 2016-17 Kelsey Plum, Washington
 * Award was named after the UCLA Hall of Famer Anne Meyers Drysdale in 2012.

WBCA FRANCES POMEROY NAISMITH PLAYER OF THE YEAR

Outstanding female senior collegian under 5-6 in height

1986-87 Rhonda Windham, USC
 2009-10 Alexis Gray-Lawison, CAL

WOMEN'S BASKETBALL NEWS SERVICE PLAYER OF THE YEAR

1989-90 Jennifer Azzi, Stanford

WOMEN'S BASKETBALL NEWS SERVICE FRESHMAN OF THE YEAR

1989-90 Val Whiting, Stanford
 1990-91 Lisa Leslie, USC
 1998-99 Lindsey Yamasaki, Stanford

USBWA NATIONAL FRESHMAN OF THE YEAR

2004-05 Candice Wiggins, Stanford (co)
 2015-16 Kristine Anigwe, California
 2016-17 Sabrina Ionescu, Oregon

NATIONAL COACH OF THE YEAR

1977-78 Billie Moore, UCLA (AIAW)
 1987-88 Tara VanDerveer, Stanford (WBNS)
 1988-89 Tara VanDerveer, Stanford (Converse, WBCA)
 1989-90 Tara VanDerveer, Stanford (Naismith, USBWA)
 1993-94 Ceal Barry, Colorado (USBWA)
 1995-96 Amy Tucker & Marianne Stanley, Stanford (UPI)
 1998-99 Jody Runge, Oregon (WBNS)
 2010-11 Tara VanDerveer, Stanford (WBCA, co-AP, Naismith)

BASKETBALL HALL OF FAME/WBCA NANCY LIEBERMAN AWARD

Top point guard

2017 Kelsey Plum, Washington
 2018 Sabrina Ionescu, Oregon

BASKETBALL HALL OF FAME/WBCA KATRINA MCCLAIN AWARD

Top power forward

2018 Ruthy Hebard, Oregon

WBCA CAROL ECKMAN AWARD

Integrity in coaching

2011 Joanne Boyle, California
 2018 Tara VanDerveer, Stanford

NAISMITH DEFENSIVE PLAYER OF THE YEAR

2019 Kristine Anigwe, Stanford



Stanford head coach Tara VanDerveer was inducted into the Naismith Memorial Basketball Hall of Fame in 2011. She is one of just two Division I head women's basketball coaches with 1,000-career wins..



NCAA PLAYER OF THE DECADE

1980's Cheryl Miller, USC

NCAA 25TH ANNIVERSARY TEAM

Cheryl Miller, USC

NCAA FINAL FOUR MOST OUTSTANDING PLAYER

1982-83 Cheryl Miller, USC
 1983-84 Cheryl Miller, USC
 1989-90 Jennifer Azzi, Stanford
 1991-92 Molly Goodenbour, Stanford

NCAA FINAL FOUR ALL-TOURNAMENT TEAM

1982-83 Paula McGee, USC; Cheryl Miller, USC
 1983-84 Pam McGee, USC; Paula McGee, USC; Cheryl Miller, USC
 1985-86 Cynthia Cooper, USC; Cheryl Miller, USC
 1989-90 Jennifer Azzi, STAN; Katy Steding, STAN
 1990-91 Sonja Henning, STAN
 1991-92 Molly Goodenbour, STAN; Rachel Hemmer, STAN; Val Whiting, STAN
 2007-08 Candice Wiggins, STAN
 2008-09 Jayne Appel, STAN
 2009-10 Nnemkadi Ogumike, STAN; Kayla Pedersen, STAN
 2011-12 Nnemkadi Ogumike, STAN
 2015-16 Talia Walton, WASH

NCAA REGIONAL MOST OUTSTANDING PLAYER

1983-84 Paula McGee, USC (West)
 1985-86 Cheryl Miller, USC (West)
 1987-88 Cherie Nelson, USC (West)
 1989-90 Karen Deden, Washington (Midwest-co)
 Jennifer Azzi, Stanford (West)
 1990-91 Val Whiting, Stanford (West)
 1991-92 Molly Goodenbour, Stanford (West)
 1994-95 Anita Kaplan, Stanford (West)
 1995-96 Kate Starbird, Stanford (West)
 1996-97 Jamila Wideman, Stanford (West)
 2003-04 Nicole Powell, Standord (Midwest)
 2007-08 Candice Wiggins, Stanford (Spokane)
 2008-09 Jayne Appel, Stanford (Berkeley)
 2009-10 Nnemkadi Ogumike, Stanford (Sacramento)
 2010-11 Nnemkadi Ogumike, Stanford (Spokane)
 2011-12 Nnemkadi Ogumike, Stanford (Fresno)
 2012-13 Layshia Clarendon, California (Spokane)
 2013-14 Mikaela Ruef, Stanford (Stanford)
 2015-16 Chantel Osahor, Washington (Lexington)
 Jamie Weisner, Oregon State (Dallas)
 Sabrina Ionescu, Oregon (Portland)



Oregon's Stefanie Kasperski was the 1989-90 Academic All-America of the Year.

NCAA REGIONAL ALL-TOURNAMENT TEAM

1981-82 Midwest: Paula McGee, Pam McGee - USC
 1982-83 West: Pam McGee, Paula McGee, Cheryl Miller - USC; Judy Poelstra - OSU
 1983-84 West: Paula McGee, Cynthia Cooper, Cheryl Miller - USC
 1985-86 West: Cheryl Miller, Cynthia Cooper - USC
 1986-97 West: Monica Lamb - USC
 1987-88 West: Cherie Nelson - USC
 1989-90 Midwest: Karen Deden - WASH; West: Jennifer Azzi, Trisha Stevens - STAN
 1990-91 West: Val Whiting, Sonja Henning, Julie Zeilstra - STAN
 1991-92 West: Molly Goodenbour, Rachel Hemmer - STAN; Joni Easterly, Lisa Leslie - USC
 1992-93 West: Val Whiting - STAN
 1993-94 Midwest: Lisa Leslie, Tina Thompson - USC
 1994-95 West: Christy Hedgpeth, Anita Kaplan - STAN
 1995-96 West: Kate Starbird, Naomi Mulitauapele, Vanessa Nygaard - STAN
 1996-97 West: Jamila Wideman, Kate Starbird, Kristin Folk, Olympia Scott - STAN
 East: Lisa Griffith - ARIZ
 1997-98 West: Michelle Greco, Maylana Martin - UCLA
 2000-01 West: Andrea Lalum - WASH
 2001-02 West: Nicole Powell - STAN
 2003-04 Midwest: Nicole Powell, Susan Borchart - STAN
 2004-05 Kansas City: Susan Borchart, Candice Wiggins - STAN
 Tempe: Kylan Loney - ASU
 2005-06 San Antonio: Candice Wiggins, Brooke Smith - STAN
 2006-07 Greensboro: Danielle Orsillo, ASU
 2007-08 Spokane: Candice Wiggins, Jayne Appel, Kayla Pedersen - STAN
 2008-09 Trenton: Briann January, Danielle Orsillo - ASU; Berkeley: Jayne Appel, Jillian Harmon, Jeanette Pohlen - STAN
 2009-10 Sacramento: Jayne Appel, Kayla Pedersen, Nnemkadi Ogumike - STAN
 2010-11 Spokane: Chiney Ogumike, Nnemkadi Ogumike - STAN
 2011-12 Fresno: Chiney Ogumike, Nnemkadi Ogumike - STAN
 2012-13 Spokane: Layshia Clarendon, Afure Jemeribge - CAL; Chiney Ogumike - STAN
 2013-14 Stanford: Chiney Ogumike, Amber Orrange, Mikaela Ruef - STAN
 2015-16 Lexington: Chantel Osahor, Kelsey Plum, Talia Walton - WASH; Erica McCall, Lili Thompson - STAN; Dallas: Jamie Weisner, Sydney Wiese-OSU
 2016-17 Bridgeport: Sabrina Ionescu - ORE; Jordin Canada - UCLA
 Lexington: Erica McCall, Karlie Samuelson - STAN
 2017-18 Spokane: Sabrina Ionescu, Ruthy Hebard - ORE; Lexington: Marie Gulich; Brittany McPhee - STAN; Kansas City: Jordin Canada, Monique Billings - UCLA
 2018-19 Portland: Sabrina Ionescu - ORE; Chicago: Alanna Smith, Kiana Williams - STAN.

NCAA ELITE 90

2016 Ruth Hamblin, Oregon State

COSIDA ACADEMIC ALL-AMERICA OF THE YEAR

1986-87 Chelle Flamoe, Oregon State
 1988-89 Chelle Flamoe, Oregon State
 1989-90 Stefanie Kasperski, Oregon
 2013-14 Chiney Ogumike, Stanford

COSIDA ACADEMIC ALL-AMERICANS

ARIZONA STATE

1986-87 Sherry Poole (3rd)
 1988-89 Fran Ciak (2nd)
 1989-90 Fran Ciak (2nd)

COLORADO

1980-81 Corky O'Rourke (3rd)
 2005-06 Jackie McFarland (2nd)
 2006-07 Jackie McFarland (2nd)
 2007-08 Jackie McFarland (1st)

OREGON

1979-80 Bev Smith (2nd)
 1981-82 Bev Smith (3rd)
 1988-89 Stefanie Kasperski (1st)
 1989-90 Stefanie Kasperski (1st)
 2009-10 Amanda Johnson (2nd)
 2010-11 Amanda Johnson (1st)
 2011-12 Amanda Johnson (1st)

OREGON STATE

1982-83 Juli Coleman (HM)
 1983-84 Juli Coleman (2nd)
 1984-85 Juli Coleman (2nd)
 1986-87 Chelle Flamoe (2nd)
 1987-88 Chelle Flamoe (1st)
 1988-89 Chelle Flamoe (1st)
 2014-15 Ruth Hamblin (2nd)
 2015-16 Ruth Hamblin (1st)
 2016-17 Sydney Wiese (3rd)
 2018-19 Mikayla Pivec (2nd)

STANFORD

1980-81 Louise Smith (3rd)
 1981-82 Jeanne Ruark Hoff (4th)
 1989-90 Julie Zeilstra (3rd)
 1991-92 Chris MacMurdo (3rd)
 1992-93 Chris MacMurdo (3rd)
 1995-96 Kate Starbird (2nd)
 2012-13 Chiney Ogumike (1st)
 2013-14 Chiney Ogumike (1st)
 2016-17 Erica McCall (2nd)
 2017-18 Brittany McPhee (2nd)
 2018-19 Alanna Smith (2nd)

UCLA

1979-80 Dianne Frierson (3rd)
 1980-81 Denise Curry (1st)
 1981-82 Mary Hagarty (4th)
 1985-86 Anne Dean (2nd)

UTAH

1979-80 Jane Quimby (3rd)
 1980-81 Ellen Perrella (3rd)
 2014-15 Taryn Wicijowski (1st)

WASHINGTON

2000-01 Megan Franza (2nd)
 2015-16 Kelsey Plum (2nd)

WASHINGTON STATE

1981-82 Jeanne Eggart (HM)

1986-87

Jennifer Bennett California
 Yvette Cole Washington
 Dora Dome UCLA
 Monica Lamb USC
 Lauri Landerholm* Oregon
 Cherie Nelson USC
 Gabi Neumann Oregon
 Lisa Oriard Washington
 Dana Patterson Arizona
 Rhonda Windham USC

1987-88

Jennifer Azzi Stanford
 Yvette Cole Washington
 Dora Dome UCLA
 Chelle Flamoe Oregon State
 Jonni Gray Washington State
 Karon Howell USC
 Stefanie Kasperski Oregon
 Shamona Mosley Arizona State
 Cherie Nelson* USC
 Lisa Oriard Washington
 Dana Patterson Arizona
 Katy Steding Stanford

1988-89

Jennifer Azzi* Stanford
 Yvette Cole Washington
 Chelle Flamoe Oregon State
 Amy Gamble Arizona
 Jonni Gray Washington State
 Sonja Henning Stanford
 Stefanie Kasperski Oregon
 Cherie Nelson USC
 Katy Steding Stanford
 Sandra VanEmbricqs UCLA

1989-90

Jennifer Azzi* Stanford
 Karen Deden Washington
 Sonja Henning Stanford
 Stefanie Kasperski Oregon
 Amy Mickelson Washington
 Angie Miller Washington State
 Katy Steding Stanford
 Rehema Stephens UCLA
 Trisha Stevens Stanford
 Sandra VanEmbricqs UCLA

1990-91

Karen Deden Washington
 Sonja Henning* Stanford
 Lisa Leslie USC
 Laurie Merlino Washington
 Judy Shannon Oregon State
 Trisha Stafford California
 Rehema Stephens UCLA
 Trisha Stevens Stanford
 Tammy Story USC
 Julie Zeilstra Stanford

1991-92

Ryneldi Becenti Arizona State
 Margo Clark Arizona
 Lisa Leslie USC
 Judy Shannon Oregon State
 Trisha Stafford California
 Rehema Stephens UCLA
 Tammy Story USC
 Val Whiting* Stanford
 Natalie Williams UCLA
 Milica Vukadinovic California

1992-93

Nicole Anderson UCLA
 Ryneldi Becenti Arizona State
 Joni Easterly USC
 Molly Goodenbour Stanford
 Tanja Kostic Oregon State
 Lisa Leslie USC
 Rhonda Smith Washington

Milica Vukadinovic California
 Val Whiting* Stanford
 Natalie Williams UCLA

1993-94

Tara Davis Washington
 Christy Hedgpath Stanford
 Rachel Hemmer Stanford
 Anita Kaplan Stanford
 Tanja Kostic Oregon State
 Lisa Leslie USC
 Nicky McCrimmon USC
 Rhonda Smith Washington
 Debbie Sporcich Oregon
 Natalie Williams* UCLA

1994-95

Sally Crowe Oregon
 Renae Fegent Oregon
 Kisa Hughes UCLA
 Anita Kaplan Stanford
 Tanja Kostic* Oregon State
 Rhonda Smith Washington
 Eliza Sokolowska California
 Kate Starbird Stanford
 Tina Thompson USC
 Boky Vidic Oregon State

1995-96

Adia Barnes Arizona
 Arianne Boyer Oregon
 Renae Fegent Oregon
 Nickey Hilbert UCLA
 Tanja Kostic* Oregon State
 Brenda Pantoja Arizona
 Jenni Ruff Washington State
 Kate Starbird* Stanford
 Tina Thompson USC
 Jamila Wideman Stanford

1996-97

Adia Barnes Arizona
 Arianne Boyer Oregon
 Jade Hyett Washington State
 Tina Las Oregon State
 Tanja Kostic Oregon State
 Maylana Martin UCLA
 Jamie Redd Washington
 Olympia Scott Stanford
 Kate Starbird* Stanford
 Tina Thompson USC
 Jamila Wideman Stanford

1997-98

Adia Barnes* Arizona
 Kristin Clark USC
 Kristin Folkl Stanford
 Erica Gomez UCLA
 Amber Hall Washington
 Natalie Hughes Oregon
 Maylana Martin UCLA
 Vanessa Nygaard Stanford
 Jamie Redd Washington
 Olympia Scott Stanford

1998-99

LaCresha Flannigan UCLA
 Milena Flores Stanford
 Erica Gomez UCLA
 Amber Hall Washington
 Angela Lackey Arizona
 Tricia Lamb Washington State
 Maylana Martin* UCLA
 Jamie Redd Washington
 Adrain Williams USC
 Shaquala Williams Oregon
 Felecity Willis Arizona

1999-2000

Tatum Brown Arizona
 Milena Flores Stanford
 Megan Franza Washington
 Rachel Holt Arizona State

Maylana Martin UCLA
 Sissel Pierce Oregon State
 Felicia Ragland Oregon State
 Shaquala Williams* Oregon
 Felecity Willis Arizona
 Angelina Wolvert Oregon

2000-01

Reshea Bristol Arizona
 Megan Franza Washington
 Michelle Greco UCLA
 Courtney Johnson California
 Melody Johnson Arizona State
 Amanda Levens Arizona State
 Elizabeth Pickney Arizona
 Nicole Powell Stanford
 Felicia Ragland* Oregon State
 Angelina Wolvert Oregon

2001-02

Ebony Hoffman USC
 Aisha Hollans USC
 Amanda Levens Arizona State
 Giuliana Mendiola Washington
 Loree Payne Washington
 Elizabeth Pickney Arizona
 Nicole Powell* Stanford
 Felicia Ragland Oregon State
 Shaquala Williams Oregon
 Lindsey Yamasaki Stanford

2002-03

Nikki Blue UCLA
 Leilani Estavan Oregon State
 Michelle Greco UCLA
 Ebony Hoffman USC
 Giuliana Mendiola* Washington
 Loree Payne Washington
 Shawntinice Polk Arizona
 Nicole Powell Stanford
 Kelley Suminski Stanford
 Dee-Dee Wheeler Arizona

2003-04

Nihan Anaz California
 Nikki Blue UCLA
 Ebony Hoffman USC
 Andrea Lalum Washington
 Kylan Loney Arizona State
 Giuliana Mendiola Washington
 Shawntinice Polk Arizona
 Nicole Powell* Stanford
 Noelle Quinn UCLA
 Dee-Dee Wheeler Arizona

2004-05

Andrea Bills Oregon
 Nikki Blue UCLA
 Cathrine Kraayeveld Oregon
 Shawntinice Polk Arizona
 Brooke Smith Stanford
 Kelley Suminski Stanford
 Emily Westerberg Arizona State
 Dee-Dee Wheeler Arizona
 Candice Wiggins* Stanford
 Lisa Willis UCLA

2005-06

Nikki Blue UCLA
 Devanei Hampton California
 Cameo Hicks Washington
 Kristen Kovesdy Arizona State
 Eshaya Murphy USC
 Noelle Quinn UCLA
 Brooke Smith Stanford
 Emily Westerberg Arizona State
 Candice Wiggins* Stanford
 Lisa Willis UCLA



2006-07

Devanei Hampton*	California
Cameo Hicks	Washington
Aubree Johnson	Arizona State
Eshaya Murphy	USC
Casey Nash	Oregon State
Noelle Quinn	UCLA
Brooke Smith	Stanford
Ashley Walker	California
Emily Westerberg	Arizona State
Candice Wiggins	Stanford

2007-08

FIRST TEAM

Jayne Appel	Stanford
Devanei Hampton	California
Lindsey Pluimer	UCLA
Ashley Walker	California
Candice Wiggins*	Stanford

SECOND TEAM

Alexis Gray-Lawson	California
Briann January	Arizona State
Lauren Lacey	Arizona State
Nadia Parker	USC
Ashley Whisonant	Arizona

THIRD TEAM

Emily Florence	Washington
Merceded Fox-Griffin	Oregon State
Camille LeNoir	USC
Taylor Lilley	Oregon
Kayla Pedersen	Stanford

2008-09

FIRST TEAM

Jayne Appel*	Stanford
Alexis Gray Lawson	California
Ify Ibekwe	Arizona
Briann January	Arizona State
Ashley Walker	California

SECOND TEAM

Doreena Campbell	UCLA
Jillian Harmon	Stanford
Camille LeNoir	USC
Jeanette Pohlen	Stanford
Dymond Simon	Arizona State

THIRD TEAM

Brittney Davis	Oregon State
Micaela Cocks	Oregon
Briana Gilbreath	USC
Devanei Hampton	California
Kayla Pedersen	Stanford

2009-10

Jayne Appel	Stanford
Doreena Campbell	UCLA
Micaela Cocks	Oregon
Ashley Corral	USC
Jasmine Dixon	UCLA
Briana Gilbreath	USC
Alexis Gray-Lawson	California
Ify Ibekwe	Arizona
Taylor Lilley	Oregon
Nnemkadi Ogwumike*	Stanford
Kayla Pedersen	Stanford
Jeanette Pohlen	Stanford
Danielle Orsillo	Arizona State
Sami Whitcomb	Washington
Davellyn Whyte	Arizona

2010-11

Doreena Campbell	UCLA
Ashley Corral	USC
Jasmine Dixon	UCLA
Briana Gilbreath	USC
Ify Ibekwe	Arizona
Nia Jackson	Oregon
Kristi Kingma	Washington
Darxia Morris	UCLA
Chiney Ogwumike	Stanford
Nnemkadi Ogwumike	Stanford
Kayla Pedersen	Stanford
Jeanette Pohlen*	Stanford

DID YOU KNOW? 18 freshmen in Pac-12/10 history have earned first team all-conference honors: Lisa Leslie, USC ('91), Tanja Kostic, OSU ('93), Maylana Martin, UCLA ('97), Shaquala Williams, ORE ('99), Nicole Powell, STAN ('01), Shawntinice Polk, ARIZ ('03), Nikki Blue, UCLA ('03), Noelle Quinn, UCLA ('04), Candice Wiggins, STAN ('05), Devanei Hampton, CAL ('06), Davellyn White, ARIZ ('10), Chiney Ogwumike, STAN ('11), Jazmine Davis, WASH ('12), Kelsey Plum, WASH, Sydney Wiese, OSU ('14), Kristine Anigwe, CAL ('16) and Sabrina Ionescu and Ruthy Hebard of Oregon ('17).

Dymond Simon	Arizona State
DeNesha Stallworth	California
Davellyn Whyte	Arizona

2011-12

Jazmine Davis	Washington
Layshia Clarendon	California
Ashley Corral	USC
Rebekah Gardner	UCLA
Briana Gilbreath	USC
Chuckey Jeffery	Colorado
Amanda Johnson	Oregon
Toni Kokenis	Stanford
Earlysia Marchbanks	Oregon State
Chiney Ogwumike	Stanford
Nnemkadi Ogwumike*	Stanford
Regina Rogers	Washington
Markel Walker	UCLA
Davellyn Whyte	Arizona
Taryn Wicijowski	Utah

2012-13

Brittany Boyd	California
Gennifer Brandon	California
Alyssia Brewer	UCLA
Layshia Clarendon	California
Jazmine Davis	Washington
Cassie Harberts	USC
Chuckey Jeffery	Colorado
Kristi Kingma	Washington
Atonye Nyingifa	UCLA
Chiney Ogwumike*	Stanford
Amber Orange	Stanford
Michelle Plouffe	Utah
Joslyn Tinkle	Stanford
Markel Walker	UCLA
Davellyn Whyte	Arizona

2013-14

Jillian Alleyne	Oregon
Brittany Boyd	California
Jazmine Davis	Washington
Nirra Fields	UCLA
Lia Galdeira	Washington State
Reshanda Gray	California
Cassie Harberts	USC
Deja Mann	Arizona State
Atonye Nyingifa	UCLA
Chiney Ogwumike*	Stanford
Amber Orange	Stanford
Michelle Plouffe	Utah
Kelsey Plum	Washington
Tia Presley	Washington State
Sydney Wiese	Oregon State

2014-15

Jillian Alleyne	Oregon
Promise Amukamara	Arizona State
Brittany Boyd	California
Sophie Brunner	Arizona State
Jazmine Davis	Washington
Nirra Fields	UCLA
Lia Galdeira	Washington State
Reshanda Gray*	California
Ruth Hamblin	Oregon State
Amber Orange	Stanford
Kelsey Plum	Washington
Lili Thompson	Stanford
Alexyz Vaoiletama	USC
Jamie Weisner	Oregon State
Sydney Wiese	Oregon State

2015-16

Jillian Alleyne	Oregon
Kristine Anigwe	California
Sophie Brunner	Arizona State
Jordin Canada	UCLA
Elisha Davis	Arizona State
Temi Fagbenle	USC
Nirra Fields	UCLA
Ruth Hamblin	Oregon State
Katie Hempen	Arizona State
Erica McCall	Stanford
Kelsey Plum	Washington
Emily Potter	Utah
Lili Thompson	Stanford
Jamie Weisner*	Oregon State
Sydney Wiese	Oregon State

2016-17

Kristine Anigwe	California
Monique Billings	UCLA
Sophie Brunner	Arizona State
Jordin Canada	UCLA
Ruthy Hebard	Oregon
Marie Gulich	Oregon State
Sabrina Ionescu	Oregon
Kennedy Leonard	Colorado
Erica McCall	Stanford
Brittany McPhee	Stanford
Chantel Osahor	Washington
Kelsey Plum*	Washington
Karlie Samuelson	Stanford
Kristen Simon	USC
Sydney Wiese	Oregon State

2017-18

Kristine Anigwe	California
Monique Billings	UCLA
Jordin Canada	UCLA
Maite Cazorla	Oregon
Marie Gulich	Oregon State
Ruthy Hebard	Oregon
Borislava Hristova	Washington State
Megan Huff	Utah
Kianna Ibis	Arizona State
Sabrina Ionescu*	Oregon
Kennedy Leonard	Colorado
Brittany McPhee	Stanford
Amber Melgoza	Washington
Kristen Simon	USC
Alanna Smith	Stanford

2018-19

Kristine Anigwe	California
Maite Cazorla	Oregon
Dijonai Carrington	Stanford
Ruthy Hebard	Oregon
Borislava Hristova	Washington State
Megan Huff	Utah
Kianna Ibis	Arizona State
Sabrina Ionescu*	Oregon
Aari McDonald	Arizona
Michaela Onyenwere	UCLA
Mikayla Pivec	Oregon State
Satou Sabally	Oregon
Destiny Slocum	Oregon State
Alanna Smith	Stanford
Kiana Williams	Stanford

* Player of the Year

Note: One team of 10 selected from 1987-2007; In 2008 and 2009, three teams of five were selected. Second and third teams indicated; one team of 15 selected beginning 2010.

ARIZONA31
 Dana Patterson 87, 88
 Amy Gamble 89
 Margo Clark 92
 Adia Barnes 96, 97, 98
 Brenda Pantoja 96
 Angela Lackey 99
 Felicity Willis 99, 00
 Tatum Brown 00
 Reshea Bristol 01
 Elizabeth Pickney 01, 02
 Shawntinice Polk 03
 Dee-Dee Wheeler 03, 04, 05
 Shawntinice Polk 03, 04, 05
 Ashley Whisonant 08 (2nd)
 Ify Ibekwe 09, 10, 11
 Davellyn Whyte 10, 11, 12, 13
 Aari McDonald 19

ARIZONA STATE28
 Shamona Mosley 88
 Ryneldi Becenti 92, 93
 Rachel Holt 00
 Melody Johnson 01
 Amanda Levens 01, 02
 Kylan Loney 04
 Emily Westerberg 05, 06, 07
 Kristen Kovesty 06
 Aubree Johnson 07
 Briann January 08 (2nd), 09
 Lauren Lacey 08 (2nd)
 Dymond Simon 09 (2nd), 11
 Danielle Orsillo 10
 Deja Mann 14
 Promise Amukamara 15
 Sophie Brunner 15, 16, 17
 Elisha Davis 16
 Katie Hempen 16
 Kianna Ibis 18, 19

CALIFORNIA31
 Jennifer Bennett 87
 Trisha Stafford 91, 92
 Milica Vukadinovic 92, 93
 Eliza Sokolowska 95
 Courtney Johnson 01
 Nihan Anaz 04
 Devanei Hampton 06, 07, 08, 09 (3rd)
 Ashley Walker 07, 08, 09
 Alexis Gray-Lawson 08 (2nd), 09, 10
 DeNesha Stallworth 11
 Layshia Clarendon 12, 13
 Brittany Boyd 13, 14, 15
 Gennifer Brandon 13
 Reshanda Gray 14, 15
 Kristine Anigwe 16, 17, 18, 19

COLORADO4
 Chucky Jeffery 12, 13
 Kennedy Leonard 17, 18

OREGON37
 Lauri Landerholm 87
 Gabi Neumann 87
 Stefanie Kasperski 88, 89, 90
 Debbie Sporcich 94
 Sally Crowe 95
 Renae Fegent 95, 96
 Arianne Boyer 96, 97
 Natalie Hughes 98
 Shaquala Williams 99, 00, 02
 Angelina Wolvert 00, 01
 Cathrine Kraayeveld 05
 Andrea Bills 05
 Taylor Lilley 08 (3rd), 10
 Micaela Cocks 09 (3rd), 10
 Nia Jackson 11
 Amanda Johnson 12
 Jillian Alleyne 14, 15, 16
 Ruthy Hebard 17, 18, 19
 Sabrina Ionescu 17, 18, 19
 Maitte Cazorla 18, 19
 Satou Sabally 19

OREGON STATE31
 Chelle Flamoe 88, 89
 Judy Shannon 91, 92
 Tanja Kostic 93, 94, 95, 96
 Boky Vidic 95
 Tina Lelas 97
 Sissel Pierce 00
 Felicia Ragland 00, 01, 02
 Leilani Estavan 03
 Casey Nash 07
 Mercedes Fox-Griffin 08 (3rd)
 Brittney Davis 09 (3rd)
 Earlysia Marchbanks 12
 Sydney Wiese 14, 15, 16, 17
 Ruth Hamblin 15, 16
 Jamie Weisner 15, 16
 Marie Gulich 17, 18
 Mikayla Pivec 19
 Destiny Slocum 19

STANFORD77
 Jennifer Azzi 88, 89, 90
 Katy Steding 88, 89, 90
 Sonja Henning 89, 90, 91
 Trisha Stevens 90, 91
 Julie Zielstra 91
 Val Whiting 92, 93
 Molly Goodenbour 93
 Christy Hedgpeath 94
 Rachel Hemmer 94
 Anita Kaplan 94, 95
 Kate Starbird 95, 96, 97
 Jamila Wideman 96, 97
 Olympia Scott 97, 98
 Vanessa Nygaard 98
 Kristin Folk 98
 Milena Flores 99, 00
 Nicole Powell 01, 02, 03, 04
 Lindsey Yamasaki 02
 Kelley Suminski 03, 05
 Brooke Smith 05, 06, 07
 Candice Wiggins 05, 06, 07, 08
 Jayne Appel 08, 09, 10
 Kayla Pedersen 08 (3rd), 09 (3rd), 10, 11
 Jillian Harmon 09 (2nd)
 Jeanette Pohlen 09 (2nd), 10, 11
 Nnemkadi Ogwumike 10, 11, 12
 Chiney Ogwumike 11, 12, 13, 14
 Toni Kokenis 12
 Amber Orrange 12, 13, 14
 Joslyn Tinkle 13
 Lili Thompson 15, 16
 Erica McCall 16, 17
 Brittany McPhee 17, 18
 Karlie Samuelson 17
 Alanna Smith 18, 19
 DiJonai Carrington 19
 Kiana Williams 19

UCLA53
 Dora Dome 87, 88
 Sandra VanEmbricqs 89, 90
 Rehema Stephens 90, 91, 92
 Natalie Williams 92, 93, 94
 Nicole Anderson 93
 Kisa Hughes 95
 Nicky Hilbert 96
 Maylana Martin 97, 98, 99, 00
 Erica Gomez 98, 99
 LaCresha Flannigan 99
 Michelle Greco 01, 03
 Nikki Blue 03, 04, 05, 06
 Lisa Willis 05, 06
 Noelle Quinn 04, 06, 07
 Lindsey Pluimer 08
 Doreena Campbell 09 (2nd), 10, 11
 Jasmine Dixon 10, 11
 Darxia Morris 11
 Rebekah Gardner 12
 Markel Walker 12, 13
 Alyssia Brewer 13
 Atoneye Nyingifa 13, 14
 Nirra Fields 14, 15, 16
 Jordin Canada 16, 17, 18
 Monique Billings 17, 18
 Michael Onyenwere 19

USC40
 Rhonda Windham 87
 Cherie Nelson 87, 88, 89
 Monica Lamb 87
 Karon Howell 87
 Lisa Leslie 91, 92, 93, 94
 Tammy Story 91, 92
 Joni Easterly 93
 Nicky McCrimmon 94
 Tina Thompson 95, 96, 97
 Kristin Clark 98
 Adrain Williams 99
 Ebony Hoffman 02, 03, 04
 Aisha Hollans 02
 Eshaya Murphy 06, 07
 Nadia Parker 08 (2nd)
 Camille LeNoir 08 (3rd), 09 (2nd)
 Briana Gilbreath 09 (3rd), 10, 11, 12
 Ashley Corral 10, 11, 12
 Cassie Harberts 13, 14
 Alexyz Vaiioletama 15
 Temi Fagbenle 16
 Kristen Simon 17, 18

UTAH6
 Taryn Wicijowski 12
 Michelle Plouffe 13, 14
 Emily Potter 16
 Megan Huff 18, 19

WASHINGTON42
 Yvette Cole 87, 88, 89
 Lisa Oriard 87, 88
 Karen Deden 89, 90
 Amy Mickelson 90
 Laurie Merlino 91
 Rhonda Smith 93, 94, 95
 Tara Davis 94
 Jamie Redd 97, 98, 99
 Amber Hall 98, 99
 Megan Franza 00, 01
 Giuliana Mendiola 02, 03, 04
 Loree Payne 02, 04
 Andrea Lalum 04
 Cameo Hicks 06, 07
 Emily Florence 08 (3rd)
 Sami Whitcomb 10
 Kristi Kingma 11
 Jazmine Davis 12, 13, 14, 15
 Regina Rogiers 12
 Kelsey Plum 14, 15, 16, 17
 Chantel Osahor 17
 Amber Melgoza 18

WASHINGTON STATE11
 Jonni Gray 88, 89
 Angie Miller 89
 Jenni Ruff 96
 Jade Hyatt 97
 Tricia Lamb 99
 Lia Galdeira 14, 15
 Tia Presley 14
 Borislava Hristova 18, 19

FOUR-TIME SELECTIONS
 Lisa Leslie, USC 91, 92, 93, 94
 Tanja Kostic, OSU 93, 94, 95, 96
 Maylana Martin, UCLA 97, 98, 99, 00
 Nicole Powell, STAN 01, 02, 03, 04
 Nikki Blue, UCLA 03, 04, 05, 06
 Candice Wiggins, STAN 05, 06, 07, 08
 Devanei Hampton, CAL 06, 07, 08, 09
 Kayla Pedersen, STAN 08, 09, 10, 11
 Briana Gilbreath, USC 09, 10, 11, 12
 Davellyn Whyte, ARIZ 10, 11, 12, 13
 Chiney Ogwumike, STAN 11, 12, 13, 14
 Jazmine Davis, WASH 12, 13, 14, 15
 Kelsey Plum, WASH 14, 15, 16, 17
 Sydney Wiese, OSU 14, 15, 16, 17
 Kristine Anigwe, CAL 16, 17, 18, 19

THREE-TIME SELECTIONS
 Stefanie Kasperski, ORE 88, 89, 90
 Jennifer Azzi, STAN 88, 89, 90
 Katy Steding, STAN 88, 89, 90
 Sonja Henning, STAN 88, 89, 90
 Rehema Stephens, UCLA 90, 91, 92
 Natalie Williams, UCLA 92, 93, 94
 Cherie Nelson, USC 87, 88, 89
 Yvette Cole, WASH 87, 88, 89
 Rhonda Smith, WASH 93, 94, 95

Kate Starbird, STAN 95, 96, 97
 Tina Thompson, USC 95, 96, 97
 Adia Barnes, ARIZ 96, 97, 98
 Jamie Redd, WASH 97, 98, 99
 Felicia Ragland, OSU 00, 01, 02
 Shaquala Williams, ORE 99, 00, 02
 Giuliana Mendiola, WASH 02, 03, 04
 Ebony Hoffman, USC 02, 03, 04
 Dee-Dee Wheeler, ARIZ 03, 04, 05
 Shawntinice Polk, ARIZ 03, 04, 05
 Emily Westerberg, ASU 05, 06, 07
 Brooke Smith, STAN 05, 06, 07
 Noelle Quinn, UCLA 04, 06, 07
 Ashley Walker, CAL 07, 08, 09
 Jayne Appel, STAN 08, 09, 10
 Alexis Gray-Lawson, CAL 08, 09, 10
 Doreena Campbell, UCLA 09, 10, 11
 Ify Ibekwe, ARIZ 09, 10, 11
 Jeanette Pohlen, STAN 09, 10, 11
 Ashley Corral, USC 10, 11, 12
 Nnemkadi Ogwumike, STAN 10, 11, 12
 Brittany Boyd, CAL 13, 14, 15
 Amber Orange, STAN 13, 14, 15
 Jillian Alleyne, ORE 14, 15, 16
 Nirra Fields, UCLA 14, 15, 16
 Sophie Brunner, ASU 15, 16, 17
 Jordin Canada, UCLA 16, 17, 18
 Ruthy Hebard, ORE 17, 18, 19
 Sabrina Ionescu, ORE 17, 18, 19

TWO-TIME SELECTIONS
 Dora Dome, UCLA 87, 88
 Lisa Oriard, WASH 87, 88
 Dana Patterson, ARIZ 87, 88
 Chelle Flamoe, OSU 88, 89
 Jonni Gray, WSU 88, 89
 Karen Deden, WASH 89, 90
 Sandra VanEmbricqs, UCLA 89, 90
 Trisha Stevens, STAN 90, 91
 Judy Shannon, OSU 91, 92
 Trisha Stafford, CAL 91, 92
 Tammy Story, USC 91, 92
 Ryneldi Becenti, ASU 92, 93
 Milica Vukadinovic, CAL 92, 93
 Val Whiting, STAN 92, 93
 Anita Kaplan, STAN 94, 95
 Renae Fegent, ORE 95, 96
 Arianne Boyer, ORE 96, 97
 Jamila Wideman, STAN 96, 97
 Olympia Scott, STAN 97, 98
 Erica Gomez, UCLA 98, 99
 Amber Hall, WASH 98, 99
 Milena Flores, STAN 99, 00
 Felicity Willis, ARIZ 99, 00
 Angelina Wolvert, ORE 00, 01
 Megan Franza, WASH 00, 01
 Elizabeth Pickney, ARIZ 01, 02
 Amanda Levens, ASU 01, 02
 Michelle Greco, UCLA 01, 03
 Loree Payne, WASH 02, 03
 Kelley Suminski, STAN 03, 05
 Lisa Willis, UCLA 05, 06
 Eshaya Murphy, USC 06, 07
 Cameo Hicks, WASH 06, 07
 Briann January, ASU 08, 09
 Camille LeNoire, USC 08, 09
 Micaela Cocks, ORE 09, 10
 Taylor Lilley, ORE 08, 10
 Jasmine Dixon, UCLA 10, 11
 Dymond Simon, ASU 09, 11
 Layshia Clarendon, CAL 12, 13
 Chucky Jeffery, COLO 12, 13
 Markel Walker, UCLA 12, 13
 Cassie Harberts, USC 13, 14
 Atoneye Nyingifa, UCLA 13, 14
 Michelle Plouffe, UTAH 13, 14
 Lia Galdeira, WSU 14, 15
 Reshanda Gray, CAL 13, 14
 Ruth Hamblin, OSU 15, 16
 Lili Thompson, STAN 15, 16
 Erica McCall, STAN 16, 17
 Monique Billings, UCLA 17, 18
 Marie Gulich, OSU 17, 18
 Kennedy Leonard, COLO 17, 18
 Brittany McPhee, STAN 17, 18
 Kristen Simon, USC 17, 18
 Maitte Cazorla, ORE 18, 19
 Borislava Hristova, WSU 18, 19
 Megan Huff, UTAH 18, 19
 Kianna Ibis, ASU 18, 19
 Alanna Smith, STAN 18, 19



FRESHMAN TEAM SELECTIONS BY SCHOOL

Table listing Freshman Team Selections by School with schools and counts.

DEFENSIVE TEAM SELECTIONS BY SCHOOL

Table listing Defensive Team Selections by School with schools and counts.

ALL-FRESHMAN TEAM

1986-87

Table listing All-Freshman Team members for 1986-87.

1987-88

Table listing All-Freshman Team members for 1987-88.

1988-89

Table listing All-Freshman Team members for 1988-89.

1989-90

Table listing All-Freshman Team members for 1989-90.

1990-91

Table listing All-Freshman Team members for 1990-91.

1991-92

Table listing All-Freshman Team members for 1991-92.

1992-93

Table listing All-Freshman Team members for 1992-93.

1993-94

Table listing Freshman Team Selections for 1993-94.

1994-95

Table listing Freshman Team Selections for 1994-95.

1995-96

Table listing Freshman Team Selections for 1995-96.

1996-97

Table listing Freshman Team Selections for 1996-97.

1997-98

Table listing Freshman Team Selections for 1997-98.

1998-99

Table listing Freshman Team Selections for 1998-99.

1999-00

Table listing Freshman Team Selections for 1999-00.

2000-01

Table listing Freshman Team Selections for 2000-01.

2001-02

Table listing Freshman Team Selections for 2001-02.

2002-03

Table listing Freshman Team Selections for 2002-03.

2003-04

Table listing Freshman Team Selections for 2003-04.

2004-05

Table listing Freshman Team Selections for 2004-05.

2005-06

Table listing Freshman Team Selections for 2005-06.

2006-07

Table listing Freshman Team Selections for 2006-07.

2007-08

Table listing Freshman Team Selections for 2007-08.

2008-09

Table listing Freshman Team Selections for 2008-09.

2009-10

Table listing Freshman Team Selections for 2009-10.

2010-11

Table listing Freshman Team Selections for 2010-11.

2011-12

Table listing Freshman Team Selections for 2011-12.

2012-13

Table listing Freshman Team Selections for 2012-13.

2013-14

Table listing Freshman Team Selections for 2013-14.

2014-15

Table listing Freshman Team Selections for 2014-15.

2015-16

Table listing Freshman Team Selections for 2015-16.

2016-17

Table listing Freshman Team Selections for 2016-17.

2017-18

Table listing Freshman Team Selections for 2017-18.

2018-19

Table listing Freshman Team Selections for 2018-19.

* - Freshman of the Year

ALL-DEFENSIVE TEAM

2007-08

Table listing All-Defensive Team members for 2007-08.

2008-09

Table listing All-Defensive Team members for 2008-09.

2009-10

Table listing All-Defensive Team members for 2009-10.

2010-11

Table listing All-Defensive Team members for 2010-11.

2011-12

Table listing All-Defensive Team members for 2011-12.

2012-13

Table listing All-Defensive Team members for 2012-13.

2013-14

Table listing All-Defensive Team members for 2013-14.

2014-15

Table listing All-Defensive Team members for 2014-15.

2015-16

Table listing All-Defensive Team members for 2015-16.

2016-17

Table listing All-Defensive Team members for 2016-17.

2017-18

Table listing All-Defensive Team members for 2017-18.

2018-19

Table listing All-Defensive Team members for 2018-19.

* - Defensive Player of the Year

JOHN R. WOODEN

	PLAYER OF THE YEAR	COACH OF THE YEAR	FRESHMAN OF THE YEAR	DEFENSIVE PLAYER OF THE YEAR
1986-87	Lauri Landerholm, ORE	Chris Gobrecht, WASH.....	Monica Lamb, USC	
1987-88	Cherie Nelson, USC.....	Chris Gobrecht, WASH.....	Karen Deden, WASH	
		Linda Sharp, USC.....	Kari Parriott, OSU	
1988-89	Jennifer Azzi, STAN	Tara VanDerveer, STAN.....	Molly Tideback, UCLA	
1989-90	Jennifer Azzi, STAN	Tara VanDerveer, STAN.....	Val Whiting, STAN	
1990-91	Sonja Henning, STAN	Harold Rhodes, WSU.....	Lisa Leslie, USC	
1991-92	Val Whiting, STAN	Gooch Foster, CAL.....	Rachel Hemmer, STAN	
1992-93	Val Whiting, STAN	Marianne Stanley, USC	Tanja Kostic, OSU	
1993-94	Natalie Williams, UCLA.....	Jody Runge, ORE	Tina Thompson, USC	
1994-95	Tanja Kostic, OSU.....	Tara VanDerveer, STAN.....	Adia Barnes, ARIZ	
1995-96	Tanja Kostic, OSU.....	Amy Tucker, STAN.....	Erica Gomez, UCLA	
	Kate Starbird, STAN	Marianne Stanley, STAN		
1996-97	Kate Starbird, STAN	Tara VanDerveer, STAN.....	Maylana Martin, UCLA	
1997-98	Adia Barnes, ARIZ.....	Joan Bonvicini, ARIZ	Alke Dietel, WSU	
1998-99	Maylana Martin, UCLA.....	Jody Runge, ORE	Shaquala Williams, ORE	
1999-00	Shaquala Williams, ORE	Judy Spoelstra, OSU.....	Jamie Carey, STAN	
2000-01	Felicia Ragland, OSU	Charli Turner Thorne, ASU.....	Nicole Powell, STAN	
2001-02	Nicole Powell, STAN.....	Tara VanDerveer, STAN.....	Dee-Dee Wheeler, ARIZ	
2002-03	Giuliana Mendiola, WASH.....	Tara VanDerveer, STAN.....	Shawntinice Polk, ARIZ	
2003-04	Nicole Powell, STAN.....	Caren Horstmeyer, CAL	Noelle Quinn, UCLA	
2004-05	Candice Wiggins, STAN	Tara VanDerveer, STAN.....	Candice Wiggins, STAN	
2005-06	Candice Wiggins, STAN	Tara VanDerveer, STAN.....	Alexis Gray-Lawson, CAL	
2006-07	Devanei Hampton, CAL	Joanne Boyle, CAL	Jayne Appel, STAN	
2007-08	Candice Wiggins, STAN	Tara VanDerveer, STAN.....	Kayla Pedersen, STAN	Briann January, ASU
2008-09	Jayne Appel, STAN.....	Tara VanDerveer, STAN.....	Briana Gilbreath, USC.....	Briann January, ASU
2009-10	Nnemkadi Ogwumike, STAN.....	Nikki Caldwell, UCLA.....	Davellyn Whyte, ARIZ.....	Briana Gilbreath, USC
				Rosalyn Gold-Onwude, STAN
2010-11	Jeanette Pohlen, STAN	Tara VanDerveer, STAN.....	Chiney Ogwumike, STAN	Ify Ibekwe, ARIZ
2011-12	Nnemkadi Ogwumike, STAN.....	Tara VanDerveer, STAN.....	Jazmine Davis, WASH	Chiney Ogwumike, STAN
2012-13	Chiney Ogwumike, STAN	Tara VanDerveer, STAN.....	Arielle Roberson, COLO.....	Chiney Ogwumike, STAN
2013-14	Chiney Ogwumike, STAN	Tara VanDerveer, STAN.....	Kelsey Plum, WASH	Chiney Ogwumike, STAN
2014-15	Reshanda Gray, CAL.....	Scott Rueck, OSU.....	Jordin Canada, UCLA.....	Ruth Hamblin, OSU
2015-16	Jamie Weisner, OSU	Charli Turner Thorne, ASU.....	Kristine Anigwe, CAL.....	Ruth Hamblin, OSU
2016-17	Kelsey Plum, WASH.....	Scott Rueck, OSU.....	Sabrina Ionescu, ORE.....	Gabriella Hanson, OSU
2017-18	Sabrina Ionescu, ORE	Tara VanDerveer, STAN.....	Satou Sabally, ORE	Jordin Canada, UCLA
2018-19	Sabrina Ionescu, ORE	Kelly Graves, ORE.....	Dre'Una Edwards, UTAH.....	Kristine Anigwe, CAL

SELECTIONS BY SCHOOL

PLAYER OF THE YEAR

Stanford.....	18	2014
Oregon.....	4	2019
Oregon State.....	4	2016
California	2	2015
UCLA.....	2	1999
Washington.....	2	2017
Arizona	1	1998
USC.....	1	1988
Arizona State.....	0	--
Colorado	0	--
Utah	0	--
Washington State	0	--

COACH OF THE YEAR

Stanford.....	17	2014
California	3	2007
Oregon.....	3	2019
Oregon State.....	3	2017
Arizona State.....	2	2016
USC.....	2	1993
Washington.....	2	1988
Arizona	1	1998
UCLA.....	1	2010
Washington State	1	1991
Colorado	0	--
Utah	0	--

* includes co-winners

FRESHMAN OF THE YEAR

Stanford.....	8	2011
UCLA.....	5	2015
Arizona	4	2010
USC.....	4	2009
Oregon.....	3	2018
Washington.....	3	2014
California	2	2016
Oregon State.....	2	1993
Colorado	1	2013
Utah	1	2019
Washington State	1	1998
Arizona State.....	0	--

DEFENSIVE PLAYER OF THE YEAR

Stanford.....	4	2014
Oregon State.....	3	2016
Arizona State.....	2	2009
Arizona	1	2011
California	1	2019
UCLA.....	1	2018
USC.....	1	2010
Colorado	0	--
Oregon.....	0	--
Utah	0	--
Washington.....	0	--
Washington State	0	--

FRESHMEN NAMED TO ALL-PAC-12 TEAM

1990-91	Lisa Leslie, USC
1992-93	Tanja Kostic, Oregon State
1996-97	Maylana Martin, UCLA
1998-99	Shaquala Williams, Oregon
2000-01	Nicole Powell, Stanford
2002-03	Nikki Blue, UCLA
	Shawntinice Polk, Arizona
2003-04	Noelle Quinn, UCLA
2004-05	Candice Wiggins, Stanford
2005-06	Devanei Hampton, California
2007-08	Kayla Pedersen, Stanford
2008-09	Briana Gilbreath, USC
2009-10	Davellyn Whyte, Arizona
2010-11	Chiney Ogwumike, Stanford
2011-12	Jazmine Davis, Washington
2013-14	Kelsey Plum, Washington
	Sydney Wiese, Oregon State
2015-16	Kristine Anigwe, California
2016-17	Ruthy Hebard, Oregon
	Sabrina Ionescu, Oregon



SCHOLAR-ATHLETE OF THE YEAR

Table listing years from 2007-08 to 2018-19 and the corresponding Scholar-Athlete of the Year, including names like Lindsey Pluimer, Sybil Dosty, Jayne Appel, Kayla Pedersen, Amanda Johnson, Layshia Clarendon, Chiney Ogwumike, Taryn Wicijowski, Ruth Hamblin, Sydney Wiese, Bruttany McPhee, and Alanna Smith.

ALL-ACADEMIC SELECTIONS BY SCHOOL

Table showing the number of all-academic selections by school, including Arizona State (54), Stanford (53), Oregon (45), Washington (34), Washington State (35), Oregon State (30), California (27), UCLA (17), USC (17), Arizona (9), Utah (9), and Colorado (4).

1986-87

First Team

Table listing First Team members for 1986-87, including Chelle Flamoe, Erica Mueser, Gabi Neumann, Sherry Poole, Lisa Raschkow, and Lauri Landerholm.

Second Team

Table listing Second Team members for 1986-87, including Holly Ford, Mia Kuusisto, Yolando Turner, Rhonda Windham, and Lisa Oriard.

1987-88

First Team

Table listing First Team members for 1987-88, including Chelle Flamoe, Holly Ford, Stefanie Kasperski, Lisa Oriard, and Katy Steding.

Second Team

Table listing Second Team members for 1987-88, including Kami Anderson, Jennifer Azzi, Timi Brown, Paula Pyers, Jacquie Semeniuk, and Jill Yanke.

1988-89

First Team

Table listing First Team members for 1988-89, including Fran Ciak, Karen Deden, Chelle Flamoe, Stefanie Kasperski, and Laurie Merlino.

Second Team

Table listing Second Team members for 1988-89, including Debbie Dalluge, Meme Fanner, Trina McCartney, Michelle Miles, Stacy Parson, Jacquie Semeniuk, and Jill Yanke.

1989-90

First Team

Table listing First Team members for 1989-90, including Fran Ciak, Karen Deden, Stefanie Kasperski, Tammy Story, and Julie Zeilstra.

Second Team

Table listing Second Team members for 1989-90, including Timi Brown, Sonja Henning, Trina McCartney, Jacquie Semeniuk, and Monica Wiley.

1990-91

First Team

Table listing First Team members for 1990-91, including Karen Deden, Sonja Henning, Laurie Merlino, Tammy Story, and Darla Williamson.

Second Team

Table listing Second Team members for 1990-91, including Margo Evashevski, Jocelyn McIntire, Kristin Metson, Lisa Salsman, and Jennifer Self.

1991-92

First Team

Table listing First Team members for 1991-92, including Margo Evashevski, Chris MacMurdo, Jennifer Self, Tammy Story, and Darla Williamson.

Second Team

Table listing Second Team members for 1991-92, including Kelly Blair, Sonjhia Fleming, Christy Hedgpeth, Lisa Salsman, and Monica Wiley.

1992-93

First Team

Table listing First Team members for 1992-93, including Margo Evashevski, Christy Hedgpeth, Chris MacMurdo, Milica Vukadinovic, and Sara Wilson.

Second Team

Table listing Second Team members for 1992-93, including Susie Jarosch, Lori Lollis, Lisa Salsman, Missy Smith, and Missy Stowell.

1993-94

First Team

Table listing First Team members for 1993-94, including Missy Croshaw, Christy Hedgpeth, Anita Kaplan, Jackie Lear, and Sara Wilson.

Second Team

Table listing Second Team members for 1993-94, including Kerri Barrett, Susie Jarosch, Louise Nelson, Kate Paye, and Janelle Thompson.

1994-95

First Team

Table listing First Team members for 1994-95, including Susie Jarosch, Anita Kaplan, Ricarda Kuypers, Jackie Lear, and Kate Paye.

Second Team

Table listing Second Team members for 1994-95, including Kerri Barrett, Betty Ann Boeving, Cindie Edamura, Kelli Kronberger, and Kate Starbird.

1995-96

First Team

Table listing First Team members for 1995-96, including Betty Ann Boeving, Cindie Edamura, Renae Fegent, Kate Starbird, and Jamila Wideman.

Second Team

Table listing Second Team members for 1995-96, including Allison Arredondo, Arianne Boyer, Heidi Hoffman, Ricarda Kuypers, and Joana Ziuraitis.

1996-97

First Team

Table listing First Team members for 1996-97, including Betty Ann Boeving, Cindie Edamura, Renae Fegent, Elise Niemela, Kate Starbird, and Jamila Wideman.

Second Team

Table listing Second Team members for 1996-97, including Marte Alexander, Mendy Benson, Arianne Boyer, Patrycja Czepiec, and Liz Rizzo.

1997-98

First Team

Table listing First Team members for 1997-98, including Marte Alexander, Kristin Folk, Amber Hall, Jennie Leander, and Natasha O'Brien.

Second Team

Table listing Second Team members for 1997-98, including Mendy Benson, Paige Bowie, Vanessa Nygaard, Heather Owen, and Spring Steed.

1998-99

First Team

Table listing First Team members for 1998-99, including Paige Bowie, Milena Flores, Amber Hall, Jennie Leander, and Natasha O'Brien.

Second Team

Table listing Second Team members for 1998-99, including Regan Freuen, Victoria Harrod, Rachel Holt, Malinda Lynch, Katie Nyseth, and Natalie Tucker.

1999-00

First Team

Table listing First Team members for 1999-00, including Paige Bowie, Milena Flores, Megan Franza, Victoria Harrod, and Katie Nyseth.

Second Team

Table listing Second Team members for 1999-00, including Alke Dietel, Maylana Martin, Kristine Sand, Nicole Strange, and Natalie Tucker.

2000-01

First Team

Table listing First Team members for 2000-01, including Leah Combs, Megan Franza, Victoria Harrod, Katie Nyseth, and Jill Pimley.

Second Team

Table listing Second Team members for 2000-01, including Jessica Collins, Brianne Meharry, Loree Payne, Genevieve Swedor, and Natalie Tucker.

2001-02

First Team
 Jen Albert Arizona State
 Jessica Collins Washington State
 Leah Combs Arizona State
 Bethany Donaphin Stanford
 Loree Payne Washington

Second Team
 Betsy Boardman Arizona State
 Lindsey Egeland Washington State
 Carmen Krause USC
 Andrea Lalum Washington
 Lauren St. Clair Stanford

2002-03

First Team
 Jen Albert Arizona State
 Carrie Buckner Arizona State
 Hollye Chapman Oregon State
 Lindsey Egeland Washington State
 Loree Payne Washington

Second Team
 Brina Chaney Oregon State
 Andrea Lalum Washington
 Sara McGee Stanford
 Kourtney Shreve Oregon
 Krista Warren Arizona

2003-04

First Team
 Jen Albert Arizona State
 Brina Chaney Oregon State
 Hollye Chapman Oregon State
 Lindsey Egeland Washington State
 Corrie Mizusawa Oregon

Second Team
 Susan Borchardt Stanford
 Carrie Buckner Arizona State
 Andrea Lalum Washington
 Krista Rappahahn Stanford
 Chelsea Trotter Stanford

2004-05

First Team
 Kate Benz Washington State
 Susan King Borchardt Stanford
 Corrie Mizusawa Oregon
 Krista Rappahahn Stanford
 Kiki Williams California

Second Team
 Kristin Iwanaga California
 Aubree Johnson Arizona State
 Emma Joneby Washington State
 Cathrine Kraayeveld Oregon
 Azella Perryman Stanford

2005-06

First Team
 Kate Benz Washington State
 Mandy Close Oregon State
 Lindsey Plumier UCLA
 Krista Rappahahn Stanford
 Emily Westerberg Arizona State

Second Team
 Nicole Castro Washington
 Adriane Ferguson Washington State
 Allison Jaskowiak USC
 Aubree Johnson Arizona State
 Kristen O'Neill Washington

2006-07

First Team
 Kate Benz Washington State
 Clare Bodensteiner Stanford
 Aubree Johnson Arizona State
 Lindsey Plumier UCLA
 Emily Westerberg Arizona State

Second Team
 Nicole Berberet USC
 Kate Engelbrecht Arizona State
 Jamie Hagiya USC
 Allison Jaskowiak USC
 Erica Schelley Washington

2007-08

First Team
 Kate Engelbrecht Arizona State
 Emily Florence Washington
 Allison Jaskowiak Kennedy USC
 Jill Noe Arizona State
 Lindsey Plumier UCLA

Second Team
 Lauren Greif California
 JJ Hones Stanford
 Simone Jelks USC
 Reagan Pariseau Arizona State
 Andrea Plouffe Washington

2008-09

First Team
 Sybil Dosty Arizona State
 Kate Engelbrecht Arizona State
 Lauren Greif California
 Allison Taka UCLA

Second Team
 Katie Appleton Washington State
 Kezia Kelly Washington State
 Danielle Orsillo Arizona State
 Erica Tukiainen UCLA
 Sami Whitcomb Washington

2009-10

First Team
 Lauren Greif California
 Amanda Johnson Oregon
 Danielle Roark USC
 Allison Taka UCLA
 Kirsten Tilleman Oregon State

Second Team
 Jayne Appel Stanford
 Julie Futch Oregon State
 JJ Hones Stanford
 Danielle Orsillo Arizona State
 Erica Tukiainen UCLA

2010-11

First Team
 Jacki Gemelos USC
 Amanda Johnson Oregon
 Kayla Pedersen Stanford
 Dymond Simon Arizona State
 Laura Stanulis Oregon

Second Team
 Kali Bennet Arizona State
 Briana Gilbreath USC
 Kristi Kingma Washington
 Rosie Tarnowski Washington State
 Mariah Williams UCLA

2011-12

First Team
 Chelsea Bridgewater Utah
 Amanda Johnson Oregon
 Rachel Messer Utah
 Rosie Tarnowski Washington State
 Taryn Wicijowski Utah

Second Team
 Kali Bennett Arizona State
 Layshia Clarendon California
 Danielle Love Oregon
 Chiney Ogwumike Stanford
 Laura Stanulis Oregon

2012-13

First Team
 Chelsea Bridgewater Utah
 Kristi Kingma Washington
 Rachel Messer Utah
 Taryn Wicijowski Utah
 Mariah Williams UCLA

Second Team
 Layshia Clarendon California
 Kate Grad Washington State
 Lexy Kresl Colorado
 Eliza Normen Arizona State
 Carly Noyes Washington State

2013-14

First Team
 Joy Burke Arizona State
 Ruth Hamblin Oregon State
 Lexy Kresl Colorado
 Chiney Ogwumike Stanford
 Laura Stanilus Oregon

Second Team
 Elisha Davis Arizona State
 Deja Mann Arizona State
 Bonnie Samuelson Stanford
 Mercedes Wetmore Washington

2014-15

First Team
 Quinn Dornstauder Arizona State
 Alli Gloyd Arizona
 Ruth Hamblin Oregon State
 Kelsey Moos Arizona State
 Taryn Wicijowski Utah

Second Team
 Elisha Davis Arizona State
 Kari Korver UCLA
 Lexy Kresl Colorado
 Samantha Siegner Oregon State
 Sydney Wiese Oregon State

2015-16

First Team
 Elisha Davis Arizona State
 Ruth Hamblin Oregon State
 Katie Kuklo Utah
 Kelsey Moos Arizona State
 Samantha Siegner Oregon State

Second Team
 Quinn Dornstauder Arizona State
 Kaylee Johnson Stanford
 Kelli Kingma Washington
 Kari Korver UCLA
 Sydney Wiese Oregon State

2016-17

First Team
 Quinn Dornstauder Arizona State
 Kari Korver UCLA
 Kelsey Moos Arizona State
 Pinelopi Pavlopoulou Washington State
 Lauren Yearwood Oregon

Second Team
 Brittany McPhee Stanford
 Sydney Wiese Oregon State
 Sophie Brunner Arizona State
 Haley Smith Colorado
 Erica McCall Stanford

2017-18

First Team
 Kaylee Johnson Stanford
 Brittany McPhee Stanford
 Mikayla Pivec Oregon State
 Pinelopi Pavlopoulou Washington State
 Jamie Ruden Arizona State

Second Team
 Sierra Campisano Oregon
 Sabrina Haines Arizona State
 Katie McWilliams Oregon State
 Robbi Ryan Arizona State
 Janessa Thropay Oregon State

2018-19

First Team
 Jenna Moser Washington
 Mikayla Pivec Oregon State
 Jamie Ruden Arizona State
 Jovana Subasic Washington State
 Sam Thomas Arizona

Second Team
 Erin Boley Oregon
 Dru Glyten Utah
 Maria Kostourkova Washington State
 Katie McWilliams Oregon State
 Destiny Stocum Oregon State



PLAYERS OF THE WEEK BY THE NUMBERS

Table listing players and their statistics for various years from 2011-14 to 1987-90. Includes names like Chiney Ogwumike, Jayne Appel, Candice Wiggins, etc.

SELECTIONS BY SCHOOL

Table showing the number of selections for various schools like Stanford, UCLA, Oregon, California, USC, etc.

1986-87

Table listing players for the 1986-87 season, including Chelle Flameo, Mia Kuusisto, Lauri Landerholm, etc.

1987-88

Table listing players for the 1987-88 season, including Jill Yanke, Jennifer Azzi, Penny Bowden, etc.

1988-89

Table listing players for the 1988-89 season, including Chelle Flameo, Cherie Nelson, Stefanie Kasperski, etc.

1989-90

Table listing players for the 1989-90 season, including Karen Deden, Chris Holten, Stefanie Kasperski, etc.

Table listing players for the 1989-90 season (continued), including Laurie Merlino, Amy Mickelson, Shana Daniels, etc.

1990-91

Table listing players for the 1990-91 season, including Lisa Leslie, Trisha Stafford, Rehema Stephens, etc.

1991-92

Table listing players for the 1991-92 season, including Chris MacMurdo, Debbie Sporcich, Ryneldi Becenti, etc.

1992-93

Table listing players for the 1992-93 season, including Ryneldi Becenti, Tanja Kostic, Anette Mollerstrom, etc.

1993-94

Table listing players for the 1993-94 season, including Amy Jalewalia, Shawn Coder, Tanja Kostic, etc.

1994-95

Table listing players for the 1994-95 season, including Eliza Sokolowska, Adia Barnes, Kristin Erickson, etc.

1995-96

Table listing players for the 1995-96 season, including Kate Starbird, Jenni Ruff, Tanja Kostic, etc.

1996-97

Table listing players for the 1996-97 season, including Vanessa Nygaard, Tina Thompson, Kate Starbird, etc.

1997-98

Table listing players for the 1997-98 season, including Amber Hall, Jamie Redd, Olympia Scott, etc.

1998-99

Table listing players for the 1998-99 season, including Maylana Martin, Kristine Sand, Sissel Pierce, etc.

1999-00

Table listing players for the 1999-00 season, including Elizabeth Pickney, Tatum Brown, Maylana Martin, etc.

2000-01

Table listing players for the 2000-01 season, including Melody Johnson, Nicole Funn, Elizabeth Pickney, etc.

2001-02

Table listing players for the 2001-02 season, including Elizabeth Pickney, Nicole Powell, Amanda Levens, etc.

2002-03

Table listing players for the 2002-03 season, including Shawntinice Polk, Giuliana Mendiola, Jill Noe, etc.

2003-04

Table listing players for the 2003-04 season, including Giuliana Mendiola, Nihan Anaz, Nicole Powell, etc.

2004-05

Table listing players for the 2004-05 season, including Noelle Quinn, Noelle Quinn, Kylan Loney, etc.

2005-06
 Nov. 28 Lisa Willis, UCLA
 Dec. 5 Noelle Quinn, UCLA
 Dec. 12 Sarah Pool, California
 Dec. 19 Carolyn Ganes, Oregon
 Dec. 26 Cameo Hicks, Washington
 Jan. 2 Devanei Hampton, California
 Jan. 9 Candice Wiggins, Stanford
 Jan. 16 Eshaya Murphy, USC
 Jan. 23 Camille LeNoir, USC
 Jan. 30 Noelle Quinn, UCLA
 Feb. 6 Emily Westerberg, Arizona State
 Feb. 13 Noelle Quinn, UCLA
 Feb. 20 Kate Benz, Washington State
 Feb. 27 Lisa Willis, UCLA

2006-07
 Nov. 20 Ashley Walker, California
 Nov. 27 Chloe Kerr, USC
 Dec. 4 Cameo Hicks, Washington
 Dec. 11 Ashley Walker, California
 Dec. 18 Cameo Hicks, Washington
 Dec. 26 Danielle Orsillo, Arizona State
 Jan. 1 Candice Wiggins, Stanford
 Jan. 8 Dymond Simon, Arizona State
 Jan. 15 Devanei Hampton, California
 Jan. 22 Ashley Walker, California
 Jan. 29 Candice Wiggins, Stanford
 Feb. 5 Tamika Nurse, Oregon
 Feb. 12 Aubree Johnson, Arizona State
 Feb. 19 Jayne Appel, Stanford
 Feb. 26 Devanei Hampton, California

2007-08
 Nov. 19 Jayne Appel, Stanford
 Nov. 26 Nadia Parker, USC
 Dec. 3 Ashley Walker, California
 Dec. 10 Kirsten Thompson, Arizona State
 Dec. 17 Candice Wiggins, Stanford
 Dec. 24 Candice Wiggins, Stanford
 Dec. 31 Sybil Dosty, Arizona State
 Jan. 7 Devanei Hampton, California
 Jan. 14 Ashley Walker, California
 Jan. 21 Talisa Rhea, Oregon State
 Jan. 28 Candice Wiggins, Stanford
 Feb. 4 Candice Wiggins, Stanford
 Feb. 11 Lindsey Pluimer, UCLA
 Feb. 18 Jayne Appel, Stanford
 Feb. 25 Lauren Lacey, Arizona State
 Mar. 3 Sami Whitcomb, Washington

2008-09
 Nov. 17 Talisa Rhea, Oregon State
 Nov. 24 Jayne Appel, Stanford
 Dec. 1 Ashley Walker, California
 Dec. 8 Ashley Walker, California
 Dec. 15 Ify Ibekwe, Arizona
 Dec. 22 Alex Mitchell, Oregon State
 Dec. 29 Jayne Appel, Stanford
 Jan. 5 Brynn Cameron, USC
 Jan. 12 Doreena Campbell, UCLA
 Jan. 19 Alexis Gray-Lawson, California
 Jan. 26 Jayne Appel, Stanford
 Feb. 2 Dymond Simon, Arizona State
 Feb. 9 Camille LeNoire, USC
 Feb. 16 Jayne Appel, Stanford
 Feb. 23 Ashley Walker, California
 Mar. 2 Kayla Pedersen, Stanford
 Mar. 9 Jeannette Pohlen, Stanford

2009-10
 Nov. 16 Nnemkadi Ogwumike, Stanford
 Nov. 23 Nicole Canepa, Oregon
 Nov. 30 Kayla Pedersen, Stanford
 Dec. 7 Amanda Johnson, Oregon
 Dec. 14 Nnemkadi Ogwumike, Stanford
 Dec. 21 Kayla Pedersen, Stanford
 Dec. 28 Sami Whitcomb, Washington
 Jan. 4 Taylor Lilley, Oregon
 Jan. 11 Nnemkadi Ogwumike, Stanford
 Jan. 18 Davellyn Whyte, Arizona
 Jan. 25 Alexis Gray-Lawson, California
 Feb. 1 Markel Walker, UCLA
 Feb. 8 April Cook, Washington State
 Feb. 15 Jayne Appel, Stanford
 Feb. 22 Jayne Appel, Stanford
 Mar. 1 Jasmine Dixon, UCLA
 Mar. 7 Ashley Corral, USC

2010-11
 Nov. 15 Briana Gilbreath, USC
 Nov. 22 Daxia Morris, UCLA
 Nov. 29 Amanda Johnson, Oregon
 Dec. 6 Briana Gilbreath, USC
 Dec. 13 DeNesha Stallworth, California
 Dec. 20 Ashley Corral, USC
 Dec. 27 Dymond Simon, Arizona State
 Jan. 3 Jeannette Pohlen, Stanford
 Jan. 10 Nia Jackson, Oregon
 Jan. 17 Nnemkadi Ogwumike, Stanford
 Jan. 24 Kayla Pedersen, Stanford

Jan. 31 Kristi Kingma, Washington
 Feb. 8 Sage Romberg, Washington State
 Feb. 14 Ify Ibekwe, Arizona
 Feb. 21 El Sara Greer, Oregon State
 Feb. 28 Daxia Morris, UCLA
 Mar. 7 Ify Ibekwe, Arizona

2011-12
 Nov. 15 Candice Warthen, Arizona
 Nov. 21 Amanda Johnson, Oregon
 Nov. 28 Nnemkadi Ogwumike, Stanford
 Dec. 5 Chucky Jeffery, Colorado
 Dec. 12 Patricia Bright, Oregon State
 Dec. 19 Gennifer Brandon, California
 Dec. 26 Nnemkadi Ogwumike, Stanford
 Jan. 2 Jazmine Perkins, Washington State
 Jan. 9 Nnemkadi Ogwumike, Stanford
 Jan. 16 Chiney Ogwumike, Stanford
 Jan. 23 Chiney Ogwumike, Stanford
 Jan. 30 Chiney Ogwumike, Stanford
 Feb. 6 Markel Walker, UCLA
 Feb. 13 Michelle Plouffe, Utah
 Feb. 20 Layshia Clarendon, California
 Feb. 27 Regina Rogers, Washington
 Mar. 5 Christina Marinacci, USC

2012-13
 Nov. 12 Chiney Ogwumike, Stanford
 Nov. 19 Chiney Ogwumike, Stanford
 Nov. 26 Markel Walker, UCLA
 Dec. 3 Taryn Wicijowski, Utah
 Dec. 10 Alyssa Brewer, UCLA
 Dec. 17 Chucky Jeffery, Colorado
 Dec. 24 Chiney Ogwumike, Stanford
 Dec. 31 Nirra Fields, UCLA
 Jan. 7 Cassie Harberts, USC
 Jan. 14 Atonye Nyingifa, UCLA
 Jan. 21 Gennifer Brandon, California
 Jan. 28 Chiney Ogwumike, Stanford
 Feb. 4 Chiney Ogwumike, Stanford
 Feb. 11 Chucky Jeffery, Colorado
 Feb. 18 Kristi Kingma, Washington
 Feb. 26 Davellyn Whyte, Arizona
 Mar. 4 Chiney Ogwumike, Stanford

2013-14
 Nov. 12 Chiney Ogwumike, Stanford
 Nov. 18 Chiney Ogwumike, Stanford
 Nov. 25 Atonye Nyingifa, UCLA
 Dec. 2 Chiney Ogwumike, Stanford
 Dec. 9 Arielle Roberson, Colorado
 Dec. 16 Michelle Plouffe, Utah
 Dec. 23 Chiney Ogwumike, Stanford
 Dec. 30 Nirra Fields, UCLA
 Jan. 6 Chiney Ogwumike, Stanford
 Jan. 13 Chiney Ogwumike, Stanford
 Jan. 20 Cassie Harberts, USC
 Jan. 27 Jillian Alleyne, Oregon
 Feb. 3 Chiney Ogwumike, Stanford
 Feb. 10 Reshanda Gray, California
 Feb. 17 Tia Presley, Washington State
 Feb. 24 Chiney Ogwumike, Stanford
 Mar. 3 Chiney Ogwumike, Stanford

2014-15
 Nov. 17 Kelsey Plum, Washington
 Nov. 24 Lili Thompson, Stanford
 Dec. 1 Jazmine Davis, Washington
 Dec. 8 Brittany Boyd, California
 Dec. 15 Tia Presley, Washington State
 Dec. 22 Ruth Hamblin, Oregon State
 Dec. 29 Bonnie Samuelson, Stanford
 Jan. 5 Promise Amukamara, Arizona State
 Jan. 12 Sophie Brunner, Arizona State
 Jan. 19 Ruth Hamblin, Oregon State
 Jan. 26 Jamie Weisner, Oregon State
 Feb. 2 Jillian Alleyne, Oregon
 Feb. 9 Candice Warthen, Arizona
 Feb. 16 Sydney Wiese, Oregon State
 Feb. 23 Promise Amukamara, Arizona State
 Mar. 2 Jillian Alleyne, Oregon

2015-16
 Nov. 16 Courtney Range, California
 Nov. 23 Jordin Canada, UCLA
 Nov. 30 Lili Thompson, Stanford
 Dec. 7 Jillian Alleyne, Oregon
 Dec. 14 Emily Potter, Utah
 Dec. 21 Lili Thompson, Stanford
 Dec. 28 Arneicia Hawkins, Arizona State
 Jan. 4 Nirra Fields, UCLA
 Jan. 10 Temi Fagbenle, USC
 Jan. 18 Kelsey Plum, Washington
 Jan. 25 Jillian Alleyne, Oregon
 Feb. 1 Lili Thompson, Stanford
 Feb. 8 Jamie Weisner, Oregon State
 Feb. 15 Jillian Alleyne, Oregon
 Feb. 22 Jamie Weisner, Oregon State
 Feb. 29 Erica McCall, Stanford

2016-17
 Nov. 14 Kelsey Plum, Washington
 Nov. 21 Jordin Canada, UCLA
 Nov. 28 Chantel Osahor, Washington
 Dec. 5 Kristen Simon, USC
 Dec. 12 Kelsey Plum, Washington
 Dec. 19 Sydney Wiese, Oregon State
 Dec. 26 Kristine Anigwe, California
 Jan. 2 Monique Billings, UCLA
 Jan. 9 Kelsey Plum, Washington
 Jan. 16 Kelsey Plum, Washington
 Jan. 23 Chantel Osahor, Washington
 Jan. 30 Kelsey Plum, Washington
 Feb. 6 Chantel Osahor, Washington
 Feb. 13 Sabrina Ionescu, Oregon
 Feb. 20 Monique Billings, UCLA
 Feb. 27 Kelsey Plum, Washington

2017-18
 Nov. 13 Sabrina Ionescu, Oregon
 Nov. 20 Jordin Canada, UCLA
 Nov. 27 Alanna Smith, Stanford
 Dec. 4 Sabrina Ionescu, Oregon
 Dec. 11 Kristine Anigwe, California
 Dec. 18 Sabrina Ionescu, Oregon
 Dec. 26 Sabrina Ionescu, Oregon
 Jan. 2 Sabrina Ionescu, Oregon
 Jan. 8 Borislava Hristova, Washington St.
 Jan. 15 Kristine Anigwe, California
 Jan. 22 Monique Billings, UCLA
 Jan. 29 Jordin Canada, UCLA
 Feb. 5 Brittany McPhee, Stanford
 Feb. 12 Ruthy Hebard, Oregon
 Feb. 19 Marie Gulich, Oregon State
 Feb. 26 Marie Gulich, Oregon State

2018-19
 Nov. 12 Kristine Anigwe, California
 Nov. 19 Aari McDonald, Arizona
 Nov. 26 Kristine Anigwe, California
 Dec. 3 Aari McDonald, Arizona
 Dec. 10 Megan Huff, Utah
 Dec. 17 Alanna Smith, Stanford
 Dec. 24 Sabrina Ionescu, Oregon
 Dec. 31 Borislava Hristova, Washington St.
 Jan. 7 Aari McDonald, Arizona
 Jan. 14 Alanna Smith, Stanford
 Jan. 21 Kristine Anigwe, California
 Jan. 28 Megan Huff, Utah
 Feb. 4 Kristine Anigwe, California
 Feb. 11 Sabrina Ionescu, Oregon
 Feb. 18 Alanna Smith, Stanford
 Feb. 25 Reece Caldwell, California
 Mar. 4 Kristine Anigwe, California

FRESHMAN OF THE WEEK

2012-13
 Nov. 12 Arielle Roberson, Colorado
 Nov. 19 Jillian Alleyne, Oregon
 Nov. 26 Arielle Roberson, Colorado
 Dec. 3 Arielle Roberson, Colorado
 Dec. 10 Jillian Alleyne, Oregon
 Dec. 17 Lia Galdeira, Washington State
 Dec. 24 Lia Galdeira, Washington State
 Dec. 31 Nirra Fields, UCLA
 Jan. 7 Talia Walton, Washington
 Jan. 14 Jamie Weisner, Oregon State
 Jan. 21 Jamie Weisner, Oregon State
 Jan. 28 Talia Walton, Washington
 Feb. 4 Jillian Alleyne, Oregon
 Feb. 11 Talia Walton, Washington
 Feb. 18 Jillian Alleyne, Oregon
 Feb. 26 Arielle Roberson, Colorado
 Mar. 4 Arielle Roberson, Colorado

2013-14
 Nov. 12 Chrishae Rowe, Oregon
 Nov. 18 Chrishae Rowe, Oregon
 Nov. 25 Kelsey Plum, Washington
 Dec. 2 Sophie Brunner, Arizona State
 Dec. 9 Chrishae Rowe, Oregon
 Dec. 16 Emily Potter, Utah
 Dec. 23 Kelsey Plum, Washington
 Dec. 30 Chrishae Rowe, Oregon
 Jan. 6 Kelsey Plum, Washington
 Jan. 13 Sydney Wiese, Oregon State
 Jan. 20 Kelsey Plum, Washington
 Jan. 27 Chrishae Rowe, Oregon
 Feb. 3 Chrishae Rowe, Oregon
 Feb. 10 Kelsey Plum, Washington
 Feb. 17 Kelsey Plum, Washington
 Feb. 24 Kelsey Plum, Washington
 Mar. 3 Sydney Wiese, Oregon State

2014-15
 Nov. 17 Joeseta Fatuesi, Utah
 Nov. 24 Mikayla Cowling, California
 Dec. 1 Kaylee Johnson, Stanford
 Dec. 8 Brianna Ruiz, Washington
 Dec. 15 Kaylee Johnson, Stanford
 Dec. 22 Lexi Bando, Oregon
 Dec. 29 Jordin Canada, UCLA
 Jan. 5 McKenzie Calvert, Stanford
 Jan. 12 Jordin Canada, UCLA
 Jan. 19 Jordin Canada, UCLA
 Jan. 26 Mikayla Cowling, California
 Feb. 2 Tanaya Bocclair, Utah
 Feb. 9 Gabby Green, California
 Feb. 16 Kaylee Johnson, Stanford
 Feb. 23 Brittany McPhee, Stanford
 Mar. 2 Jordin Canada, UCLA

2015-16
 Nov. 16 Kristine Anigwe, California
 Nov. 23 Borislava Hristova, Washington St.
 Nov. 30 Kristine Anigwe, California
 Dec. 7 Kristine Anigwe, California
 Dec. 14 Kristine Anigwe, California
 Dec. 21 Maite Cazorla, Oregon
 Dec. 28 Kristine Anigwe, California
 Jan. 4 Kristine Anigwe, California
 Jan. 10 Kristine Anigwe, California
 Jan. 18 Borislava Hristova, Washington St.
 Jan. 25 Borislava Hristova, Washington St.
 Feb. 1 Maite Cazorla, Oregon
 Feb. 8 Maite Cazorla, Oregon
 Feb. 15 Maite Cazorla, Oregon
 Feb. 22 Kennedy Leonard, Colorado
 Feb. 29 Kristine Anigwe, California

2016-17
 Nov. 14 Reili Richardson, Arizona State
 Nov. 21 Sabrina Ionescu, Oregon
 Nov. 28 Sabrina Ionescu, Oregon
 Dec. 5 Minyon Moore, USC
 Dec. 12 Aarion McDonald, Washington
 Dec. 19 Ruthy Hebard, Oregon
 Dec. 26 Mikayla Pivec, Oregon State
 Jan. 2 Chanelle Molina, Washington St.
 Jan. 9 Chanelle Molina, Washington St.
 Jan. 16 Mikayla Pivec, Oregon State
 Jan. 23 Ruthy Hebard, Oregon
 Jan. 30 Sabrina Ionescu, Oregon
 Feb. 6 Aarion McDonald, Washington
 Feb. 13 Sabrina Ionescu, Oregon
 Feb. 20 Minyon Moore, USC
 Feb. 27 Sabrina Ionescu, Oregon

2017-18
 Nov. 13 Satou Sabally, Oregon
 Nov. 20 Annika Jank, Colorado
 Nov. 27 Kianna Smith, California
 Dec. 4 Satou Sabally, Oregon
 Dec. 11 Annika Jank, Colorado
 Dec. 18 Annika Jank, Colorado
 Dec. 26 Kianna Smith, California
 Jan. 2 Satou Sabally, Oregon
 Jan. 8 Kiana Williams, Stanford
 Jan. 15 Michaela Onyenwere, UCLA
 Jan. 22 Tori Williams, Utah
 Jan. 29 Satou Sabally, Oregon
 Feb. 5 Kiana Williams, Stanford
 Feb. 12 Michaela Onyenwere, UCLA
 Feb. 19 Tori Williams, Utah
 Feb. 26 Kianna Smith, California

2018-19
 Nov. 12 Dre'Una Edwards, Utah
 Nov. 19 Dre'Una Edwards, Utah
 Nov. 26 Cate Reese, Arizona
 Dec. 3 Peanut Tuitele, Colorado
 Dec. 10 Dru Gylten, Utah
 Dec. 17 Dre'Una Edwards, Utah
 Dec. 24 Lacie Hull, Stanford
 Dec. 31 Andrea Torres, Utah
 Jan. 7 Dru Gylten, Utah
 Jan. 14 Dre'Una Edwards, Utah
 Jan. 21 Cate Reese, Arizona
 Jan. 28 Cate Reese, Arizona
 Feb. 4 Shallexus Aaron, USC
 Feb. 11 Dre'Una Edwards, Utah
 Feb. 18 Dre'Una Edwards, Utah
 Feb. 25 McKenzie Forbes, California
 Mar. 4 Lexie Hull, Stanford



PRESEASON PAC-12 COACHES POLL

Year	Predicted Winner	Actual Finish	Actual Winner	Predicted Finish
2018-19	Oregon	1st	Oregon	1st
2017-18	UCLA	T3rd	Oregon	4th
2016-17	UCLA	4th	Oregon State	5th
2015-16	Oregon State	1st	Arizona St., Oregon St.	3rd, 1st
2014-15	Stanford	3rd	Oregon State	2nd
2013-14	Stanford	1st	Stanford	1st
2012-13	Stanford	1st	California, Stanford	2nd, 1st
2011-12	Stanford	1st	Stanford	1st
2010-11	Stanford	1st	Stanford	1st
2009-10	Stanford	1st	Stanford	1st
2008-09	Stanford	1st	Stanford	1st
2007-08	Stanford	1st	Stanford	1st
2006-07	Stanford	1st	Stanford	1st
2005-06	Stanford	1st	Stanford	1st
2004-05	Stanford	1st	Stanford	1st
2003-04	Stanford	1st (tied)	Stanford, Arizona	1st/2nd
2002-03	Stanford	1st	Stanford	1st
2001-02	Stanford	1st	Stanford	1st
2000-01	Stanford	1st (tied)	ASU, Stanford, Washington	6th/1st/7th
1999-00	UCLA	4th	Oregon	2nd
1998-99	UCLA	1st (tied)	Oregon, UCLA	1st/1st
1997-98	Information not available		Stanford	
1996-97	Information not available		Stanford	
1995-96	Information not available		Stanford	
1994-95	Stanford	1st	Stanford	1st
1993-94	Stanford	2nd	USC	2nd
1992-93	Stanford	1st	Stanford	1st
1991-92	Stanford	1st	Stanford	1st
1990-91	Information not available		Stanford	
1989-90	Information not available		Stanford	
1988-89	Washington	2nd	Stanford	2nd
1987-88	Washington	1st	Washington	1st
1986-87	USC	1st	USC	1st

YEAR-BY-YEAR PRESEASON PAC-12 COACHES' POLL STANDINGS

1986-87			1989-90			1993-94			1998-99		
Team	Points		Team	Points		Team	Points		Team	Points	
1.	USC (10)	100	Information not available			1.	Stanford (6)	76	1.	UCLA (5)	94
2.	Oregon	98				2.	USC (2)	71	2.	Stanford (2)	84
3.	Washington	77				3.	Washington (2)	68	3.	Oregon (2)	77
4.	UCLA	57	1990-91			4.	UCLA	50	4.	Washington (1)	74
5.	Stanford	54	Information not available			5.	Oregon State	47	5.	Arizona	64
6.	Arizona State	51				6.	Arizona	43	6.	USC	44
7.	California	47.5				7.	California	31	7.	Arizona State	38
8.	Arizona	45.5				8.	Oregon	27	8.	Washington State	31
9.	Washington State	19	1991-92			9.	Arizona State	20	T9.	California	22
10.	Oregon State	15	Team	Points		10.	Washington State	17	T9.	Oregon State	22
			1.	Stanford (7)	78				1999-2000		
			2.	USC (2)	68				1.	UCLA (8)	98
			3.	Washington (1)	62				2.	Oregon (2)	85
			4.	UCLA	49				3.	Stanford	80
			5.	Washington State	47				4.	Arizona	74
			6.	Oregon	43				5.	Arizona State	51
			7.	Oregon State	40				6.	Washington	47
			8.	California	28				7.	USC	37
			9.	Arizona	18				8.	Oregon State	30
			10.	Arizona State	17				9.	California	26
			1992-93						10.	Washington State	22
			Team	Points					2000-01		
			1.	Stanford (9)	90				1.	Stanford (9)	90
			2.	USC (1)	76				2.	Oregon (1)	78
			3.	Arizona State	75				3.	USC	70
			4.	UCLA	60				4.	Arizona	66
			5.	Washington	58				5.	Arizona State	57
			6.	Washington State	46				T6.	UCLA	49
			7.	Oregon	41				T6.	Washington	49
			8.	California	36				8.	Oregon State	34
			9.	Arizona	34				9.	California	29
			10.	Oregon State	17				10.	Washington State	18
			1998-89								
Team	Points										
1.	Washington (5)	78									
2.	Stanford (4)	74									
3.	USC	63									
4.	UCLA	61									
5.	Oregon	45									
6.	California	38									
7.	Oregon State	29									
8.	Arizona State	26									
9.	Washington State	25									
10.	Arizona	11									

2001-02

Team	Points
1. Stanford (9)	81
2. Washington	65
3. USC (1)	63
4. Arizona State	58
T5. Arizona	50
T5. Oregon	50
7. Oregon State	39
T8. California	19
T8. UCLA	19
10. Washington State	11

2002-03

Team	Points
1. Stanford (9)	90
2. Washington	77
3. Oregon (1)	71
4. USC	67
5. Arizona	61
6. Arizona State	51
7. Oregon State	40
8. UCLA	36
9. California	26
10. Washington State	21

2003-04

Team	Points
1. Stanford (8)	80
2. Arizona (2)	72
3. Washington	61
4. Oregon	48
5. Arizona State	47
6. UCLA	45
7. USC	41
8. Oregon State	30
9. California	17
10. Washington State	9

2004-05

Team	Points
1. Stanford (8)	79
2. Arizona (1)	72
3. UCLA (1)	68
4. Arizona State	50
5. Oregon	46
6. Washington	42
7. USC	38
8. California	24
9. Oregon State	22
10. Washington State	9

2005-06

Team	Points
1. Stanford (9)	81
2. USC (1)	70
3. Arizona State	62
4. UCLA	60
5. Oregon	43
6. Arizona	42
7. Washington	36
8. California	30
9. Washington State	16
10. Oregon State	10

2006-07

Team	Points
1. Stanford (9)	81
2. Arizona State (1)	70
3. USC	63
T4. California	53
T4. Washington	53
6. UCLA	46
7. Arizona	32
8. Oregon	22
9. Washington State	16
10. Oregon State	14

2007-08

Team	Points
1. Stanford (8)	79
2. Arizona State (1)	71
3. California (1)	68
4. USC	56
5. UCLA	44
6. Washington	41
7. Oregon	34
8. Arizona	31
9. Oregon State	16
10. Washington State	10

2008-09

Team	Points
1. Stanford (6)	78
2. California (4)	76
3. Arizona State	65
4. USC	55
5. UCLA	48
6. Oregon	40
7. Washington	27
8. Oregon State	25
9. Washington State	20
10. Arizona	16

2009-10

Team	Points
1. Stanford (9)	81
2. California	67
3. Arizona State (1)	64
4. UCLA	63
5. USC	48
6. Washington State	33
7. Oregon State	29
8. Oregon	23
9. Arizona	22
10. Washington	20

2010-11

Team	Points
1. Stanford (9)	81
2. UCLA (1)	73
3. USC	61
4. California	60
5. Arizona State	49
6. Oregon	37
7. Arizona	36
T8. Washington	22
T8. Washington State	22
10. Oregon State	9

2011-12

Team	Points
1. Stanford (11)	121
2. USC (1)	111
3. California	98
4. UCLA	83
5. Arizona State	68
6. Utah	61
7. Washington State	59
8. Oregon	51
9. Arizona	48
10. Washington	38
11. Colorado	36
12. Oregon State	18

2012-13

Team	Points
1. Stanford (11)	121
2. California (1)	109
3. UCLA	100
4. USC	91
T5. Arizona State	67
T5. Oregon State	67
7. Utah	56
8. Washington	54
9. Colorado	49
10. Washington State	40
11. Oregon	20
12. Arizona	18

2013-14

Team	Points
1. Stanford (11)	121
2. California (1)	111
3. Colorado	91
4. Washington	85
5. UCLA	80
6. USC	77
7. Utah	59
8. Oregon State	51
9. Washington State	50
10. Arizona State	29
11. Arizona	21
12. Oregon	17

2014-15

Team	Points
1. Stanford (7)	116
2. California (3)	111
3. Oregon State (2)	105
4. UCLA	84
5. Washington	72
6. USC	65
7. Arizona State	64
8. Washington State	56
9. Oregon	48
10. Colorado	31
11. Utah	28
12. Arizona	12

2015-16

Team	Points
1. Oregon State (11)	121
2. Stanford	104
3. Arizona State (1)	102
T4. California	88
T4. UCLA	88
6. Washington	68
7. USC	60
8. Oregon	52
9. Colorado	39
10. Washington State	30
11. Utah	23
12. Arizona	17

2016-17

Team	Points
1. UCLA (8)	116
2. Stanford (2)	110
3. Washington (2)	93
4. Arizona State	89
5. Oregon State	81
6. California	71
7. Oregon	69
8. Utah	52
9. USC	44
10. Washington State	31
11. Colorado	22
12. Arizona	14

2017-18

Team	Points
1. UCLA (7)	115
T2. Oregon (3)	108
T2. Stanford (2)	108
4. Oregon State	85
5. California	83
6. Arizona State	74
7. Washington State	61
8. USC	47
9. Utah	40
10. Colorado	38
11. Arizona	20
12. Washington	13

2018-19

Team	Points
1. Oregon (11)	121
2. Stanford (1)	107
3. Oregon State	104
4. California	82
5. Arizona State	79
6. UCLA	74
7. USC	66
8. Utah	50
9. Colorado	44
10. Arizona	28
11. Washington State	19
12. Washington	18



ALL-CONFERENCE

2009-10

Jayne Appel Stanford
Ashley Corral USC
Jasmine Dixon UCLA
Briana Gilbreath USC
Alexis Gray-Lawson California
Ify Ibekwe Arizona
Taylor Lilley Oregon
Nnemkadi Ogumike Stanford
Danielle Orsillo Arizona State
Kayla Pedersen Stanford
Jeanette Pohlen Stanford
Talisa Rhea Oregon State
Markel Walker UCLA
Sami Whitcomb Washington
Davellyn Whyte Arizona

2010-11

Talia Caldwell California
Jasmine Dixon UCLA
Briana Gilbreath USC
El Sara Greer Oregon State
Ify Ibekwe Arizona
Nia Jackson Oregon
Amanda Johnson Oregon
Kristi Kingma Washington
Darxia Morris UCLA
Chiney Ogumike Stanford
Nnemkadi Ogumike Stanford
Kayla Pedersen Stanford
Jeanette Pohlen Stanford
DeNesha Stallworth California
Dymond Simon Arizona State

2011-12

Gennifer Brandon California
Layshia Clarendon California
Ashley Corral USC
Rebekah Gardner UCLA
Briana Gilbreath USC
Chucky Jeffery Colorado
Toni Kokenis Stanford
Earlysia Machbanks Oregon State
Michelle Plouffe Utah
Chiney Ogumike Stanford
Nnemkadi Ogumike Stanford
Regina Rogers Washington
Markel Walker UCLA
Davellyn Whyte Arizona
Taryn Wicijowski Utah

2012-13

Brittany Boyd California
Gennifer Brandon California
Alyssia Brewer UCLA
Michelle Plouffe Utah
Layshia Clarendon California
Jazmine Davis Washington
Lia Galdeira Washington State
Cassie Harberts USC
Chucky Jeffery Colorado
Kristi Kingma Washington
Atonye Nyingifa UCLA
Chiney Ogumike Stanford
Joslyn Tinkle Stanford
Markel Walker UCLA
Davellyn Whyte Arizona

2013-14

Jillian Alleyne Oregon
Brittany Boyd California
Jazmine Davis Washington
Reshanda Gray California
Ruth Hamblin Oregon State
Cassie Harberts USC
Deja Mann Arizona State
Atonye Nyingifa UCLA
Chiney Ogumike Stanford
Amber Orrange Stanford
Michelle Plouffe Utah
Kelsey Plum Washington
Tia Presley Washington State
Chrishae Rowe Oregon
Sydney Wiese Oregon State

2014-15

Jillian Alleyne Oregon
Promise Amukamara Arizona State
Brittany Boyd California
Sophie Brunner Arizona State
Jazmine Davis Washington
Nirra Fields UCLA
Lia Galdeira Washington State
Reshanda Gray California
Ruth Hamblin Oregon State
Amber Orrange Stanford
Kelsey Plum Washington
Lili Thompson Stanford
Jamie Weisner Oregon State
Sydney Wiese Oregon State
Taryn Wicijowski Utah

2015-16

Jillian Alleyne Oregon
Kristine Anigwe California
Sophie Brunner Arizona State
Jordin Canada UCLA
Temi Fagbenle USC
Nirra Fields UCLA
Ruth Hamblin Oregon
Borislava Hristova Washington State
Erica McCall Stanford
Kelsey Plum Washington
Emily Potter Utah
Lili Thompson Stanford
Talia Walton Washington
Jamie Weisner Oregon State
Sydney Wiese Oregon State

2016-17

Kristine Anigwe California
Monique Billings UCLA
Sophie Brunner Arizona State
Jordin Canada UCLA
Ruthy Hebard Oregon
Sabrina Ionescu Oregon
LaBrittney Jones Arizona
Kennedy Leonard Colorado
Erica McCall Stanford
Chantel Osahor Washington
Kelsey Plum Washington
Emily Potter Utah
Karlie Samuelson Stanford
Kristen Simon USC
Sydney Wiese Oregon State

2017-18

Kristine Anigwe California
Monique Billings UCLA
Jordin Canada UCLA
Marie Gulich Oregon State
Ruthy Hebard Oregon
Borislava Hristova Washington State
Megan Huff Utah
Kianna Ibis Arizona State
Sabrina Ionescu Oregon
Kennedy Leonard Colorado
Aliyah Mazyck USC
Brittany McPhee Stanford
Amber Melgoza Washington
Kristen Simon USC
Alanna Smith Stanford

2018-19

Kristine Anigwe California
DiJonai Carrington Stanford
Ruthy Hebard Oregon
Borislava Hristova Washington State
Megan Huff Utah
Kianna Ibis Arizona State
Sabrina Ionescu Oregon
Aari McDonald Arizona
Minyon Moore USC
Michaela Onyenwere UCLA
Mikayla Pivec Oregon State
Satou Sabally Oregon
Destiny Slocum Oregon State
Alanna Smith Stanford
Kiana Williams Stanford

ALL-DEFENSIVE TEAM

2009-10

Briana Gilbreath..... USC
Rosalyn Gold-Onwude..... Stanford
Ify Ibekwe..... Arizona
KiKi Moore..... Washington State
Carly Noyes..... Washington State

2010-11

Jasmine Dixon..... UCLA
Briana Gilbreath..... USC
Ify Ibekwe..... Arizona
Chiney Ogwumike..... Stanford
Eliza Pierre..... California

2011-12

Kali Bennett..... Arizona State
Patricia Bright..... Oregon State
Briana Gilbreath..... USC
Nnemkadi Ogwumike..... Stanford
Jazmine Perkins..... Washington State

2012-13

Brittany Boyd..... California
Lia Galdeira..... Washington State
Eliza Pierre..... California
Joslyn Tinkle..... Stanford
Markel Walker..... UCLA

2013-14

Jillian Alleyne..... Oregon
Brittany Boyd..... California
Lia Galdeira..... Washington State
Ruth Hamblin..... Oregon State
Chiney Ogwumike..... Stanford

2014-15

Jillian Alleyne..... Oregon
Promise Amukamara..... Arizona State
Brittany Boyd..... California
Lia Galdeira..... Washington State
Ruth Hamblin..... Oregon State

2015-16

Jillian Alleyne..... Oregon
Jordin Canada..... UCLA
Elisha Davis..... Arizona State
Ruth Hamblin..... Oregon State
Erica McCall..... Stanford

2016-17

Monique Billings..... UCLA
Jordin Canada..... UCLA
Gabriella Hanson..... Oregon State
Chantel Osahor..... Washington
Emily Potter..... Utah

2017-18

Monique Billings..... UCLA
Jordin Canada..... UCLA
Marie Gulich..... Oregon State
Aliyah Mazyck..... USC
Minyon Moore..... USC

2018-19

Kristine Anigwe..... California
Aliyah Mazyck..... USC
Aari McDonald..... Arizona
Minyon Moore..... USC
Alanna Smith..... Stanford

ALL-FRESHMAN TEAM

2009-10

Gennifer Brandon..... California
KiKi Moore..... Washington
DeNesha Stallworth..... California
Markel Walker..... UCLA
Davellyn Whyte..... Arizona

2010-11

Alexis Bostick..... Oregon State
Cassie Harberts..... USC
Alyssa Martin..... Oregon State
Chiney Ogwumike..... Stanford
Sage Romberg..... Washington State

2011-12

Brittany Boyd..... California
Jazmine Davis..... Washington
Ali Gibson..... Oregon State
Reshanda Gray..... California
Lexy Kresl..... Colorado
Amber Orrange..... Stanford

2012-13

Jillian Alleyne..... Oregon
Lia Galdeira..... Washington State
Arielle Roberson..... Colorado
Talia Walton..... Washington
Jamie Weisner..... Oregon State

2013-14

Kelsey Plum..... Washington
Emily Potter..... Utah
Christhae Rowe..... Oregon
Lili Thompson..... Stanford
Sydney Wiese..... Oregon State

2014-15

Jordin Canada..... UCLA
Mikayla Cowling..... California
Gabby Green..... California
Lexi Bando..... Oregon
Kaylee Johnson..... Stanford

2015-16

Kristine Anigwe..... California
Maite Cazorla..... Oregon
Borsilava Hristova..... Washington State
Kennedy Leonard..... Colorado
Asha Thomas..... California

2016-17

Ruthy Hebard..... Oregon
Sabrina Ionescu..... Oregon
Aarion McDonald..... Washington
Minyon Moore..... USC
Mikayla Pivec..... Oregon State

2017-18

Satou Sabally..... Oregon
Kianna Smith..... California
Sam Thomas..... Arizona
Kiana Williams..... Stanford
Tori Williams..... Utah

2018-19

Lindsey Corsaro..... UCLA
Dre'Una Edwards..... Utah
Dru Gylten..... Utah
Lacie Hull..... Stanford
Cate Reese..... Arizona

PLAYER OF THE YEAR

Nnemkadi Ogwumike, Stanford.....2010
Jeanette Pohlen, Stanford.....2011
Nnemkadi Ogwumike, Stanford.....2012
Chiney Ogwumike, Stanford.....2013
Chiney Ogwumike, Stanford.....2014
Ruth Hamblin, Oregon State.....2015
Jillian Alleyne, Oregon.....2016
Kelsey Plum, Washington.....2017
Sabrina Ionescu, Oregon.....2018
Sabrina Ionescu, Oregon.....2019

DEFENSIVE PLAYER OF THE YEAR

Ify Ibekwe, Arizona.....2010
Briana Gilbreath, USC.....2011
Briana Gilbreath, USC (co).....2012
Nnemkadi Ogwumike, Stanford (co).....2012
Chiney Ogwumike, Stanford.....2013
Chiney Ogwumike, Stanford.....2014
Ruth Hamblin, Oregon State.....2015
Ruth Hamblin, Oregon State.....2016
Jordin Canada, UCLA.....2017
Jordin Canada, UCLA (co).....2018
Marie Gulich, OSU (co).....2018
Kristine Anigwe, CAL.....2019

FRESHMAN OF THE YEAR

Davellyn Whyte, Arizona.....2010
Chiney Ogwumike, Stanford.....2011
Jazmine Davis, Washington.....2012
Jillian Alleyne, Oregon.....2013
Kelsey Plum, Washington.....2014
Jordin Canada, UCLA.....2015
Kristine Anigwe, California.....2016
Sabrina Ionescu, Oregon.....2017
Satou Sabally, Oregon.....2018
Dre'Una Edwards, Utah.....2019

COACH OF THE YEAR

Nikki Caldwell, UCLA.....2010
Tara VanDerveer, Stanford.....2011
Scott Rueck, Oregon State.....2012
Lindsay Gottlieb, California.....2013
Scott Rueck, Oregon State.....2014
Scott Rueck, Oregon State.....2015
Charli Turner Thorne, Arizona State.....2016
Scott Rueck, Oregon State.....2017
Kelly Graves, Oregon.....2018
Cori Close, UCLA.....2019



YEARLY PAC-12 REGULAR SEASON CHAMPIONS

Table with columns: Reg. Season, Tournament. Lists yearly champions from 1986-87 to 2018-19, including teams like USC, Washington, Stanford, ASU, UCLA, and Oregon State.

NCAA CHAMPIONS FROM THE PAC-12:

1989-90 Stanford
1991-92 Stanford

YEARLY CONFERENCE FINISHES

Table with columns: Year, ARIZ, ASU, CAL, COLO, ORE, OSU, STAN, UCLA, USC, UTAH, WASH, WSU. Shows conference finishes for each team from 1986-87 to 2018-19.

Conference regular-season champion in BOLD

REGULAR-SEASON NON-CONFERENCE RECORDS

Table with columns: Year, ARIZ, ASU, CAL, COLO, ORE, OSU, STAN, UCLA, USC, UTAH, WASH, WSU, TOTAL*. Shows non-conference win-loss records for each team from 1986-87 to 2018-19, plus totals and percentages.

*Colorado and Utah records wins and losses not included until 2011-12 campaign.

ALL-TIME RECORDS

(since 1986-87)

	TITLES [^]	CONFERENCE			OVERALL		
		W	L	PCT	W	L	PCT
Stanford	23	515	78	.868	931	184	.835
UCLA	1	346	248	.582	591	419	.585
Washington	3	338	255	.570	612	408	.600
USC	2	326	268	.549	566	425	.571
Oregon	4	300	294	.505	589	426	.580
Arizona State	2	292	301	.492	578	430	.573
California	1	267	327	.449	546	461	.542
Oregon State	3	260	334	.438	529	472	.528
Arizona	1	219	375	.369	469	524	.472
Utah	0	53	91	.368	677	341	.665
Colorado	0	45	99	.313	604	432	.583
Washington State	0	151	442	.255	345	617	.359

[^] regular-season titles; includes shared titles

1986-87

	Pac-10			Overall		
	W	L	PCT.	W	L	PCT.
USC	15	3	.833	22	8	.733
Washington	14	4	.778	23	7	.767
Oregon	14	4	.778	23	7	.767
UCLA	11	7	.611	18	10	.643
California	10	8	.556	21	10	.677
Oregon State	8	10	.444	17	11	.607
Stanford	8	10	.444	14	14	.500
Arizona	4	14	.222	11	18	.379
Arizona State	4	14	.222	10	17	.370
Washington State	2	16	.111	10	18	.357

1987-88

	Pac-10			Overall		
	W	L	PCT.	W	L	PCT.
Washington	16	2	.889	25	5	.833
USC	15	3	.833	22	8	.733
Stanford	14	4	.778	27	5	.844
UCLA	12	6	.667	19	11	.633
Oregon	9	9	.500	16	12	.571
California	6	12	.333	15	15	.500
Washington State	6	12	.333	11	17	.393
Arizona State	5	13	.278	11	17	.393
Oregon State	5	13	.278	10	18	.357
Arizona	2	16	.111	5	23	.179

1988-89

	Pac-10			Overall		
	W	L	PCT.	W	L	PCT.
Stanford	18	0	1.000	28	3	.903
Washington	15	3	.833	23	10	.696
Oregon	11	7	.611	22	10	.688
California	8	10	.444	13	15	.464
UCLA	8	10	.444	12	16	.429
USC	8	10	.444	12	16	.429
Oregon State	7	11	.389	13	15	.464
Washington State	6	12	.333	13	15	.464
Arizona	6	12	.333	11	17	.393
Arizona State	3	15	.167	9	19	.321

1989-90

	Pac-10			Overall		
	W	L	PCT.	W	L	PCT.
Stanford	17	1	.944	32	1	.970
Washington	17	1	.944	28	3	.903
UCLA	12	6	.667	17	12	.586
Oregon	9	9	.500	17	12	.586
California	9	9	.500	17	12	.586
Washington State	9	9	.500	17	11	.607
USC	6	12	.333	8	19	.296
Arizona State	5	13	.278	13	15	.464
Arizona	5	13	.278	12	17	.414
Oregon State	1	17	.056	5	26	.161

1990-91

	Pac-10			Overall		
	W	L	PCT.	W	L	PCT.
Stanford	16	2	.889	26	6	.813
Washington	15	3	.833	24	5	.828
USC	11	7	.611	18	12	.600
Washington State	10	8	.556	18	11	.621
UCLA	10	8	.556	15	13	.536
Oregon State	9	9	.500	17	11	.607
California	7	11	.389	14	14	.500
Oregon	6	12	.333	13	15	.464
Arizona State	5	13	.278	14	14	.500
Arizona	1	17	.056	6	25	.192

1991-92

	Pac-10			Overall		
	W	L	PCT.	W	L	PCT.
Stanford	15	3	.833	30	3	.909
USC	14	4	.778	23	8	.742
California	12	6	.667	20	9	.690
UCLA	12	6	.667	21	10	.667
Arizona State	11	7	.611	20	9	.690
Washington	9	9	.500	17	11	.607
Oregon	6	12	.333	14	14	.500
Washington State	5	13	.278	12	15	.444
Arizona	3	15	.167	9	19	.321
Oregon State	3	15	.167	8	20	.286

1992-93

	Pac-10			Overall		
	W	L	PCT.	W	L	PCT.
Stanford	16	3	.833	26	6	.812
USC	14	4	.778	22	7	.759
Washington	11	7	.611	17	12	.586
California	10	8	.556	19	10	.655
Arizona State	10	8	.556	17	10	.630
Oregon State	9	9	.500	15	12	.556
UCLA	8	10	.444	13	14	.481
Arizona	7	11	.389	13	14	.481
Oregon	3	15	.167	9	18	.333
Washington State	3	15	.167	7	20	.259

1993-94

	Pac-10			Overall		
	W	L	PCT.	W	L	PCT.
USC	16	2	.887	26	4	.867
Stanford	15	3	.833	25	6	.806
Oregon	13	5	.722	20	9	.690
Washington	12	6	.667	21	8	.727
UCLA	10	8	.556	15	12	.556
Oregon State	9	9	.500	17	11	.607
Arizona	8	10	.444	15	12	.556
Washington State	3	15	.167	8	19	.296
California	2	16	.111	8	20	.286
Arizona State	2	16	.111	4	22	.154

1994-95

	Pac-10			Overall		
	W	L	PCT.	W	L	PCT.
Stanford	17	1	.944	30	3	.909
Washington	13	5	.765	25	9	.735
Oregon State	12	6	.667	21	8	.724
Oregon	11	7	.611	18	10	.643
USC	10	8	.556	18	10	.643
Washington State	9	9	.500	16	11	.593
Arizona	6	12	.333	11	19	.367
California	5	13	.278	10	17	.370
UCLA	5	13	.278	10	17	.370
Arizona State	2	16	.111	8	19	.296

1995-96

	Pac-10			Overall		
	W	L	PCT.	W	L	PCT.
Stanford	18	0	1.000	29	3	.906
Oregon State	11	7	.611	19	9	.679
Arizona	10	8	.556	22	8	.733
Oregon	10	8	.556	18	11	.621
Washington	10	8	.556	16	13	.552
Washington State	8	10	.444	17	12	.586
UCLA	8	10	.444	13	14	.481
USC	8	10	.444	13	14	.481
Arizona State	4	14	.222	8	19	.296
California	3	15	.167	7	20	.259

1996-97

	Pac-10			Overall		
	W	L	PCT.	W	L	PCT.
Stanford	18	0	1.000	34	2	.944
Oregon	14	4	.778	22	7	.759
USC	13	5	.722	20	9	.690
Arizona	12	6	.667	23	8	.742
Washington	12	6	.667	17	11	.607
UCLA	7	11	.389	13	14	.481
Oregon State	5	13	.278	11	16	.407
Washington State	4	14	.222	10	17	.370
Arizona State	3	15	.167	9	19	.321
California	2	16	.111	6	21	.222

1997-98

	Pac-10			Overall		
	W	L	PCT.	W	L	PCT.
Stanford	17	1	.944	21	6	.778
Arizona	14	4	.778	23	7	.767
UCLA	14	4	.778	20	9	.690
Oregon	13	5	.722	17	10	.630
Washington	9	9	.500	18	10	.643
USC	7	11	.389	12	15	.444
Washington State	6	12	.333	12	15	.444
Arizona State	6	12	.333	10	17	.370
Oregon State	2	16	.111	7	20	.259
California	2	16	.111	6	22	.214

1998-99

	Pac-10			Overall		
	W	L	PCT.	W	L	PCT.
Oregon	15	3	.833	25	6	.806
UCLA	15	3	.833	26	8	.765
Stanford	14	4	.778	18	12	.600
Arizona	12	6	.667	18	11	.621
Washington	11	7	.611	16	13	.552
Arizona State	6	12	.333	12	15	.444
California	6	12	.333	12	15	.444
Washington State	5	13	.278	11	16	.407
Oregon State	3	15	.167	11	16	.407
USC	3	15	.167	7	20	.259

1999-2000

	Pac-10			Overall		
	W	L	PCT.	W	L	PCT.
Oregon	14	4	.778	23	8	.742
Arizona	13	5	.722	25	7	.781
Stanford	13	5	.722	21	9	.700
UCLA	12	6	.667	18	11	.621
USC	10	8	.556			



YEARLY STANDINGS

2002-03

	Pac-10			Overall		
	W	L	PCT.	W	L	PCT.
Stanford	15	3	.833	27	5	.844
Washington	13	5	.722	22	8	.733
Arizona	13	5	.722	22	9	.710
UCLA	12	6	.667	18	11	.621
Oregon State	8	10	.444	15	15	.500
USC	8	10	.444	14	17	.452
Oregon	8	10	.444	12	16	.429
Arizona State	7	11	.389	16	14	.533
California	5	13	.278	10	19	.345
Washington State	1	17	.056	2	26	.071

2003-04

	Pac-10			Overall		
	W	L	PCT.	W	L	PCT.
Stanford	14	4	.778	27	7	.813
Arizona	14	4	.778	24	9	.727
Arizona State	11	7	.611	17	12	.586
UCLA	11	7	.611	17	13	.567
USC	11	7	.611	15	13	.536
Washington	9	9	.500	18	13	.581
Oregon State	8	10	.444	17	15	.548
Oregon	6	12	.333	14	15	.483
California	4	14	.222	12	17	.414
Washington State	2	16	.111	6	22	.214

2004-05

	Pac-10			Overall		
	W	L	PCT.	W	L	PCT.
Stanford	17	1	.944	32	3	.914
Arizona State	12	6	.667	24	10	.706
Oregon	12	6	.667	21	10	.677
USC	12	6	.667	20	11	.645
Arizona	11	7	.611	20	12	.625
UCLA	10	8	.556	16	12	.571
Washington	9	9	.500	14	16	.467
California	4	14	.222	11	18	.379
Washington State	2	16	.111	6	22	.214
Oregon State	1	17	.056	6	23	.207

2005-06

	Pac-10			Overall		
	W	L	PCT.	W	L	PCT.
Stanford	15	3	.833	26	8	.765
Arizona State	14	4	.778	25	7	.781
UCLA	12	6	.667	21	11	.656
Washington	11	7	.611	19	11	.633
USC	11	7	.611	19	12	.613
California	10	8	.556	18	12	.600
Oregon State	7	11	.389	16	15	.516
Oregon	5	13	.278	14	15	.483
Arizona	3	15	.167	8	22	.267
Washington State	2	16	.111	8	20	.286

2006-07

	Pac-10			Overall		
	W	L	PCT.	W	L	PCT.
Stanford	17	1	.944	29	5	.853
Arizona State	16	2	.889	31	5	.861
California	12	6	.667	23	9	.719
Washington	11	7	.611	18	13	.581
USC	10	8	.556	17	13	.567
Oregon	8	10	.444	17	14	.548
UCLA	7	11	.389	14	18	.438
Arizona	4	14	.222	11	21	.344
Oregon State	4	14	.222	9	19	.321
Washington State	1	17	.056	5	24	.172

2007-08

	Pac-10			Overall		
	W	L	PCT.	W	L	PCT.
Stanford	16	2	.889	35	4	.897
California	15	3	.833	27	7	.794
Arizona State	14	4	.778	22	11	.667
USC	10	8	.556	17	13	.567
UCLA	10	8	.556	16	15	.516
Washington	8	10	.444	13	18	.419
Oregon	7	11	.389	14	17	.452
Oregon State	4	14	.222	12	19	.387
Arizona	4	14	.222	10	20	.333
Washington State	2	16	.111	5	25	.167

2008-09

	Pac-10			Overall		
	W	L	PCT.	W	L	PCT.
Stanford	17	1	.941	33	5	.868
California	15	3	.833	26	7	.794
Arizona State	15	3	.833	26	9	.743
UCLA	9	9	.500	19	12	.612
Oregon State	9	9	.500	20	12	.625
USC	9	9	.500	17	15	.531
Oregon	5	13	.277	9	21	.300
Washington State	4	14	.222	11	19	.367
Arizona	4	14	.222	12	19	.387
Washington	3	15	.167	8	22	.267

2009-10

	Pac-10			Overall		
	W	L	PCT.	W	L	PCT.
Stanford	18	0	1.000	36	2	.947
UCLA	15	3	.833	25	9	.735
USC	12	6	.667	19	12	.613
California	11	7	.611	24	13	.649
Arizona State	9	9	.500	18	14	.562
Oregon	7	11	.389	18	16	.529
Washington	7	11	.389	13	18	.419
Arizona	6	12	.333	14	17	.452
Washington State	3	15	.167	8	22	.267
Oregon State	2	16	.111	11	20	.355

2010-11

	Pac-10			Overall		
	W	L	PCT.	W	L	PCT.
Stanford	18	0	1.000	33	3	.917
UCLA	16	2	.889	28	5	.848
Arizona State	11	7	.611	20	11	.645
USC	10	8	.556	24	13	.649
Arizona	10	8	.556	21	12	.636
California	7	11	.389	18	16	.529
Washington	6	12	.333	11	17	.393
Washington State	6	12	.333	8	23	.258
Oregon	4	14	.222	13	17	.433
Oregon State	2	16	.111	9	21	.300

2011-12

	Pac-12			Overall		
	W	L	PCT.	W	L	PCT.
Stanford	18	0	1.000	35	2	.946
California	13	5	.722	25	10	.714
USC	12	6	.667	18	12	.600
Arizona State	10	8	.556	20	12	.625
Oregon State	9	9	.500	20	13	.606
UCLA	9	9	.500	14	16	.467
Washington	8	10	.444	20	14	.588
Utah	8	10	.444	16	16	.500
Oregon	7	11	.389	15	16	.484
Colorado	6	12	.333	21	14	.600
Washington State	5	13	.278	13	20	.394
Arizona	3	15	.167	15	17	.469

2012-13

	Pac-12			Overall		
	W	L	PCT.	W	L	PCT.
Stanford	17	1	.944	33	3	.917
California	17	1	.944	32	4	.889
UCLA	14	4	.778	26	8	.765
Colorado	13	5	.722	25	7	.781
Washington	11	7	.611	21	12	.636
Utah	8	10	.444	23	14	.622
USC	7	11	.389	11	20	.355
Washington State	6	12	.333	11	20	.355
Arizona State	5	13	.278	13	18	.419
Arizona	4	14	.222	12	18	.400
Oregon State	4	14	.222	10	21	.323
Oregon	2	16	.111	4	27	.129

2013-14

	Pac-12			Overall		
	W	L	PCT.	W	L	PCT.
Stanford	17	1	.944	33	4	.892
California	13	5	.722	22	10	.688
Oregon State	13	5	.722	24	11	.686
Arizona State	11	7	.611	23	10	.697
USC	11	7	.611	22	13	.629
Washington	10	8	.556	20	14	.588
Washington State	9	9	.500	17	17	.500
UCLA	7	11	.389	13	18	.419
Colorado	6	12	.333	19	15	.559
Oregon	6	12	.333	16	16	.500
Utah	4	14	.222	12	19	.387
Arizona	1	17	.056	5	25	.172

2014-15

	Pac-12			Overall		
	W	L	PCT.	W	L	PCT.
Oregon State	16	2	.889	27	5	.844
Arizona State	15	3	.833	29	6	.829
Stanford	13	5	.722	26	10	.722
California	13	5	.722	24	10	.706
Washington	11	7	.611	23	10	.697
UCLA	8	10	.444	19	18	.514
Washington State	7	11	.389	17	15	.531
USC	7	11	.389	15	15	.500
Colorado	6	12	.333	15	17	.469
Oregon	6	12	.333	13	17	.433
Arizona	3	15	.167	10	20	.333
Utah	3	15	.167	9	21	.300

2015-16

	Pac-12			Overall		
	W	L	PCT.	W	L	PCT.
Oregon State	16	2	.889	32	5	.865
Arizona State	16	2	.889	26	7	.788
Stanford	14	4	.778	27	8	.771
UCLA	14	4	.778	26	9	.743
Washington	11	7	.611	26	11	.703
Oregon	9	9	.500	24	11	.686
Utah	8	10	.444	18	15	.545
USC	6	12	.333	19	13	.594
Washington State	5	13	.278	14	16	.467
California	4	14	.222	15	17	.469
Arizona	3	15	.167	13	19	.406
Colorado	2	16	.111	7	23	.233

2016-17

	Pac-12			Overall		
	W	L	PCT.	W	L	PCT.
Oregon State	16	2	.889	31	5	.861
Stanford	15	3	.833	32	6	.842
Washington	15	3	.833	29	6	.829
UCLA	13	5	.722	25	9	.735
Arizona State	9	9	.500	20	13	.606
Oregon	8	10	.444	23	14	.622
California	6	12	.333	20	14	.588
Washington State	6	12	.333	16	20	.444
Utah	5	13	.278	16	15	.516
Colorado	5	13	.278	17	16	.515
USC	5	13	.278	14	16	.467
Arizona	5	13	.278	14	16	.467

2017-18

	Pac-12			Overall		
	W	L	PCT.	W	L	PCT.
Oregon	16	2	.889	33	5	.868
Stanford	14	3	.824	24	11	.686
UCLA	14	4	.778	27	8	.771
Oregon State	14	4	.778	26	8	.765
California	11	7	.611	21	11	.656
Arizona State	10	8	.556	22	13	.629
USC	9	9	.500	20	11	.645
Utah	8	10	.444	18	14	.563
Colorado	5	13	.278	15	16	.484
Washington State	3	14	.176	10	20	.333
Arizona	2	16	.111	6		

since becoming a member of the Pac-12

ARIZONA vs. ARIZONA STATE

Pac-12: Sun Devils lead series, 39-29

1986-87	Wildcats	72-55	ASU
	Wildcats	77-67	UA
1987-88	Sun Devils	65-64	ASU
	Sun Devils	63-56	UA
1988-89	Wildcats	77-70	UA
	Wildcats	87-74	ASU
1989-90	Sun Devils	84-78	ASU
	Sun Devils	91-85	UA
1990-91	Sun Devils	84-65	UA
	Wildcats	69-66	OT ASU
1991-92	Sun Devils	84-66	ASU
	Sun Devils	84-82	UA
1992-93	Sun Devils	73-72	UA
	Sun Devils	75-58	ASU
1993-94	Wildcats	89-62	ASU
	Wildcats	104-69	UA
1994-95	Wildcats	79-71	UA
	Wildcats	81-72	ASU
1995-96	Wildcats	78-63	ASU
	Wildcats	83-72	UA
1996-97	Wildcats	72-66	UA
	Wildcats	66-42	ASU
1997-98	Wildcats	70-60	ASU
	Wildcats	92-57	UA
1998-99	Wildcats	70-61	UA
	Wildcats	76-67	OT ASU
1999-00	Wildcats	60-58	UA
	Wildcats	72-61	ASU
2000-01	Sun Devils	67-57	ASU
	Sun Devils	70-67	OT UA
2001-02	Sun Devils	87-64	ASU
	Wildcats	72-66	UA
	Sun Devils	66-58	UW (2)
2002-03	Sun Devils	73-58	ASU
	Wildcats	72-52	UA
2003-04	Wildcats	81-60	UA
	Sun Devils	68-60	ASU
2004-05	Sun Devils	47-69	ASU
	Wildcats	56-49	UA
2005-06	Sun Devils	83-59	UA
	Sun Devils	81-45	ASU
2006-07	Sun Devils	89-62	ASU
	Sun Devils	59-54	UA
2007-08	Sun Devils	75-65	UA
	Sun Devils	67-64	ASU
2008-09	Sun Devils	75-38	ASU
	Sun Devils	60-53	UA
2009-10	Sun Devils	73-67	UA
	Sun Devils	57-49	ASU
2010-11	Sun Devils	75-43	ASU
	Wildcats	73-61	UA
2011-12	Sun Devils	60-45	ASU
	Sun Devils	70-63	UA
	Sun Devils	68-53	USC(10)
2012-13	Sun Devils	81-77	OT2 UA
	Sun Devils	59-58	ASU
2013-14	Sun Devils	60-36	ASU
	Wildcats	68-49	UA
2014-15	Sun Devils	88-41	UA
	Sun Devils	71-54	ASU
2015-16	Sun Devils	61-49	ASU
	Sun Devils	62-47	UA
2016-17	Wildcats	62-58	UA
	Sun Devils	67-54	ASU
2017-18	Sun Devils	75-50	ASU
	Sun Devils	69-45	UA
2018-19	Wildcats	51-39	UA
	Sun Devils	60-47	ASU

ARIZONA vs. CALIFORNIA

Pac-12: Golden Bears lead series, 34-30

1986-87	Golden Bears	97-62	CAL
	Golden Bears	84-77	OT UA
1987-88	Wildcats	79-75	CAL
	Wildcats	68-56	UA
1988-89	Golden Bears	75-59	CAL
	Wildcats	71-70	UA
1989-90	Golden Bears	89-77	CAL
	Wildcats	90-78	OT UA
1990-91	Golden Bears	80-73	UA
	Golden Bears	91-80	CAL

1991-92	Golden Bears	91-67	CAL
	Golden Bears	91-85	UA
1992-93	Wildcats	73-72	OT CAL
	Golden Bears	81-74	UA
1993-94	Wildcats	88-70	CAL
	Wildcats	84-70	UA
1994-95	Wildcats	92-67	UA
	Golden Bears	94-66	CAL
1995-96	Wildcats	102-66	UA
	Wildcats	85-82	CAL
1996-97	Wildcats	79-59	CAL
	Wildcats	87-64	UA
1997-98	Wildcats	81-44	UA
	Wildcats	67-57	CAL
1998-99	Wildcats	77-58	CAL
	Wildcats	74-65	UA
1999-00	Wildcats	71-58	UA
	Wildcats	64-58	CAL
2000-01	Wildcats	79-68	CAL
	Wildcats	75-62	UA
2001-02	Wildcats	66-61	UA
	Wildcats	76-68	CAL
2002-03	Wildcats	83-53	CAL
	Wildcats	68-51	UA
2003-04	Wildcats	70-68	CAL
	Wildcats	77-59	UA
2004-05	Wildcats	80-69	UA
	Golden Bears	61-70	CAL
2005-06	Wildcats	80-76	CAL
	Golden Bears	73-56	UA
2006-07	Golden Bears	65-48	CAL
	Golden Bears	86-64	UA
2007-08	Golden Bears	66-45	UA
	Golden Bears	66-45	CAL
2008-09	Golden Bears	56-46	UA
	Golden Bears	51-48	CAL
2009-10	Golden Bears	73-53	CAL
	Golden Bears	58-52	UA
2010-11	Golden Bears	80-60	CAL
	Golden Bears	73-63	UA
2011-12	Golden Bears	78-74	UA
2012-13	Golden Bears	91-86	CAL
2013-14	Golden Bears	79-64	UA
	Golden Bears	65-49	CAL
2014-15	Golden Bears	68-56	CAL
	Golden Bears	65-46	UA
2015-16	Wildcats	57-52	UA
	Golden Bears	75-56	CAL
2016-17	Golden Bears	74-64	UA
	Golden Bears	71-60	CAL
2017-18	Golden Bears	53-51	UA
	Golden Bears	63-39	CAL
2018-19	Wildcats	60-55	UA
	Golden Bears	82-76	OT CAL

ARIZONA vs. COLORADO

Pac-12: Buffaloes lead series, 12-2

2011-12	Buffaloes	56-54	UA
	Buffaloes	69-59	COLO
2012-13	Buffaloes	79-36	COLO
	Buffaloes	55-42	UA
2013-14	Buffaloes	68-47	COLO
	Buffaloes	61-56	OT UA
2014-15	Buffaloes	81-69	COLO
	Buffaloes	66-51	UA
2015-16	Wildcats	63-52	UA
2016-17	Buffaloes	65-56	COLO
2017-18	Wildcats	79-60	COLO
	Buffaloes	72-63	UA
2018-19	Wildcats	69-67	COLO
	Wildcats	63-51	UA

ARIZONA vs. OREGON

Pac-12: Ducks lead series, 38-29

1986-87	Ducks	83-63	UO
	Ducks	67-66	UA
1987-88	Ducks	74-69	UA
	Ducks	69-61	UO
1988-89	Ducks	87-67	UO
	Wildcats	92-78	UA
1989-90	Ducks	84-73	UA
	Wildcats	79-74	UO

1990-91	Ducks	97-67	UO
	Ducks	107-75	UA
1991-92	Ducks	91-67	UA
	Wildcats	76-74	UO
1992-93	Wildcats	79-70	UA
	Ducks	77-63	UO
1993-94	Ducks	78-66	UO
	Ducks	82-70	UA
1994-95	Wildcats	78-74	UA
	Ducks	73-55	UO
1995-96	Ducks	55-47	UA
	Wildcats	56-51	UO
1996-97	Wildcats	60-57	UO
	Ducks	85-81	UA
1997-98	Ducks	68-66	UO
	Wildcats	68-48	UA
1998-99	Wildcats	78-74	UA
	Ducks	82-76	UO
1999-00	Wildcats	73-66	UO
	Ducks	75-71	UA
2000-01	Wildcats	88-76	UA
	Ducks	83-78	UO
2001-02	Ducks	72-53	UO
	Wildcats	84-68	UA
2002-03	Wildcats	96-65	UA
	Wildcats	71-66	UO
2003-04	Wildcats	70-66	UO
	Wildcats	84-58	UA
2004-05	Wildcats	69-60	UA
	Ducks	51-69	UO
2005-06	Wildcats	81-72	OT UA
	Ducks	78-58	UO
2006-07	Wildcats	64-57	SJ(5)
	Ducks	86-73	UO
2007-08	Ducks	59-54	UA
	Ducks	59-53	UO
	Wildcats	65-60	UA
2008-09	Ducks	68-55	UO
	Wildcats	65-44	UA
2009-10	Wildcats	119-112	UA
	Ducks	92-74	UO
2010-11	Wildcats	109-94	UA
	Wildcats	88-65	UO
	Wildcats	90-89	USC(8)
2011-12	Ducks	87-73	UO
2012-13	Wildcats	100-68	UA
2013-14	Ducks	84-72	UA
	Ducks	90-78	UO
2014-15	Wildcats	81-78	OT UA
	Ducks	75-61	UO
2015-16	Ducks	76-54	UO
	Wildcats	74-68	SEA
2016-17	Ducks	79-65	UA
	Ducks	70-63	SEA
2017-18	Ducks	62-44	UO
	Ducks	74-61	UA
2018-19	Ducks	93-60	UO
	Ducks	83-54	UA
	Ducks	77-63	LV(14)

ARIZONA vs. OREGON STATE

Pac-12: Beavers lead, 35-31

1986-87	Beavers	68-55	OSU
	Wildcats	69-68	UA
1987-88	Beavers	65-63	UA
	Beavers	78-48	OSU
1988-89	Beavers	73-59	OSU
	Beavers	71-76	UA
1989-90	Wildcats	66-50	UA
	Wildcats	70-65	OT OSU
1990-91	Beavers	95-62	OSU
	Beavers	97-63	OSU
1991-92	Wildcats	79-68	UA
	Beavers	84-68	OSU
1992-93	Wildcats	69-62	UA
	Wildcats	63-49	OSU
1993-94	Beavers	90-84	OSU
	Wildcats	97-84	UA
1994-95	Beavers	79-64	UA
	Beavers	93-69	OSU
1995-96	Wildcats	72-58	UA
	Beavers	76-66	OSU

1996-97	Beavers	85-76	OSU
	Wildcats	72-56	UA
1997-98	Wildcats	84-58	OSU
	Wildcats	75-74	UA
1998-99	Wildcats	91-60	UA
	Wildcats	66-53	OSU
1999-00	Wildcats	65-49	OSU
	Wildcats	79-77	OT UA
2000-01	Wildcats	83-73	UA
	Beavers	67-66	OSU
2001-02	Beavers	71-56	OSU
	Beavers	88-85	OT UA
2002-03	Wildcats	71-66	UA
	Beavers	71-65	OT OSU
	Wildcats	70-56	SJ(5)
2003-04	Wildcats	65-54	OSU
	Wildcats	77-54	UA
	Wildcats	81-58	SJ(5)
2004-05	Wildcats	86-65	UA
	Wildcats	78-59	OSU
2005-06	Beavers	64-48	UA
	Beavers	91-83	OSU
2006-07	Beavers	69-62	OSU
	Wildcats	65-61	UA
2007-08	Wildcats	69-54	SJ(5)
	Beavers	94-88	OT OSU
	Wildcats	71-63	UA
	Beavers	46-31	SJ(5)
2008-09	Beavers	68-43	OSU
	Beavers	68-44	UA
2009-10	Wildcats	62-53	UA
	Wildcats	60-55	OSU
2010-11	Wildcats	67-65	UA
	Wildcats	50-46	OSU
2011-12	Wildcats	58-56	OSU
2012-13	Beavers	57-48	UA
2013-14	Beavers	64-50	UA
	Beavers	78-48	OSU
2014-15	Beavers	73-55	UA
	Beavers	73-48	OSU
2015-16	Beavers	71-43	OSU
2016-17	Beavers	70-63	UA
2017-18	Beavers	88-48	OSU
	Beavers	65-40	UA
2018-19	Beavers	86-64	OSU
	Beavers	65-60	OT UA

ARIZONA vs. STANFORD

Pac-12: Cardinal leads series, 63-7

1986-87	Cardinal	87-57	STAN
	Cardinal	62-57	UA
1987-88	Cardinal	101-71	STAN
	Cardinal	64-49	UA
1988-89	Cardinal	94-68	STAN
	Cardinal	95-56	UA
1989-90	Cardinal	92-69	STAN
	Cardinal	113-70	UA
1990-91	Cardinal	94-65	UA
	Cardinal	116-79	STAN
1991-92	Cardinal	92-77	STAN
	Cardinal	97-66	UA
1992-93	Cardinal	69-52	STAN
	Cardinal	70-69	UA
1993-94	Cardinal	87-64	STAN
	Cardinal	88-57	UA
1994-95	Cardinal	86-51	UA
	Cardinal	100-72	STAN
1995-96	Cardinal	77-55	UA
	Cardinal	77-61	STAN
1996-97	Cardinal	91-68	STAN
	Cardinal	90-65	UA
1997-98	Wildcats	91-90	UA
	Cardinal	108-90	STAN
1998-99	Cardinal	79-64	STAN
	Wildcats	81-67	UA
1999-00	Cardinal	98-95	UA
	Wildcats	79-72	STAN
2000-01	Wildcats	68-65	STAN
	Cardinal	74-66	UA
2001-02	Card		



since becoming a member of the Pac-12

Table with columns for year, team, score, and opponent. Includes series for 2002-03 to 2018-19.

ARIZONA vs. UCLA

Pac-12: Bruins lead series, 46-18

Table listing series records for Arizona vs. UCLA from 1986-87 to 2018-19.

Table listing series records for Bruins vs. various opponents from 2006-07 to 2018-19.

ARIZONA vs. USC

Pac-12: Trojans lead series, 43-23

Table listing series records for Arizona vs. USC from 1986-87 to 2018-19.

Table listing series records for Trojans vs. various opponents from 2013-14 to 2018-19.

ARIZONA vs. UTAH

Pac-12: Wildcats lead series, 8-7

Table listing series records for Arizona vs. Utah from 2011-12 to 2018-19.

ARIZONA vs. WASHINGTON

Pac-12: Huskies lead series, 42-22

Table listing series records for Arizona vs. Washington from 1986-87 to 2018-19.

Table listing series records for Huskies vs. various opponents from 2011-12 to 2018-19.

ARIZONA vs. WASHINGTON STATE

Pac-12: Wildcats lead series, 35-29

Table listing series records for Arizona vs. Washington State from 1986-87 to 2018-19.

since becoming a member of the Pac-12

ARIZONA STATE vs. CALIFORNIA

Pac-12: Series tied, 33-33

1986-87	Sun Devils	86-78	CAL
	Golden Bears	95-77	ASU
1987-88	Golden Bears	74-68	CAL
	Golden Bears	74-67	ASU
1988-89	Sun Devils	81-78	CAL
	Golden Bears	77-75	ASU
1989-90	Golden Bears	83-74	CAL
	Golden Bears	83-77	ASU
1990-91	Sun Devils	84-77	ASU
	Golden Bears	80-78	CAL
1991-92	Sun Devils	92-88	CAL
	Sun Devils	63-52	ASU
1992-93	Golden Bears	70-66	CAL
	Golden Bears	79-74	ASU
1993-94	Golden Bears	79-69	CAL
	Golden Bears	104-94	ASU
1994-95	Sun Devils	77-62	ASU
	Golden Bears	98-73	CAL
1995-96	Golden Bears	101-79	ASU
	Golden Bears	77-68	CAL
1996-97	Golden Bears	88-58	CAL
	Sun Devils	65-54	ASU
1997-98	Sun Devils	75-54	ASU
	Golden Bears	65-58	CAL
1998-99	Golden Bears	74-60	CAL
	Golden Bears	67-63	ASU
1999-00	Sun Devils	69-59	ASU
	Golden Bears	60-55	OT CAL
2000-01	Sun Devils	58-47	CAL
	Sun Devils	70-58	ASU
2001-02	Sun Devils	63-49	ASU
	Sun Devils	56-40	CAL
2002-03	Golden Bears	72-67	CAL
	Sun Devils	61-47	ASU
	Golden Bears	46-38	SJ(5)
2003-04	Sun Devils	56-52	CAL
	Sun Devils	62-43	ASU
2004-05	Sun Devils	66-57	ASU
	Sun Devils	76-59	CAL
2005-06	Golden Bears	66-64	CAL
	Sun Devils	62-43	ASU
2006-07	Sun Devils	74-58	CAL
	Sun Devils	66-54	ASU
	Sun Devils	60-53	SJ(5)
2007-08	Golden Bears	64-51	ASU
	Golden Bears	70-60	CAL
	Golden Bears	71-65	SJ(5)
2008-09	Golden Bears	54-53	ASU
	Sun Devils	63-41	CAL
2009-10	Sun Devils	63-61	CAL
	Sun Devils	57-50	ASU
	Golden Bears	60-50	USC(6)
2010-11	Golden Bears	67-55	CAL
	Sun Devils	45-44	ASU
	Golden Bears	48-43	USC(8)
2011-12	Golden Bears	67-62	ASU
2012-13	Golden Bears	66-53	CAL
2013-14	Sun Devils	68-59	ASU
	Golden Bears	74-63	CAL
2014-15	Sun Devils	67-52	CAL
	Golden Bears	50-49	ASU
2015-16	Sun Devils	57-49	ASU
	Sun Devils	64-49	CAL
	Golden Bears	75-64	SEA
2016-17	Sun Devils	72-62	OT ASU
	Sun Devils	54-45	CAL
2017-18	Sun Devils	80-71	ASU
	Sun Devils	57-42	CAL
2018-19	Sun Devils	62-61	ASU
	Golden Bears	69-60	CAL

ARIZONA STATE vs. COLORADO

Pac-12: Sun Devils lead series, 11-4

2011-12	Buffaloes	64-43	ASU
	Buffaloes	60-47	COLO
2012-13	Buffaloes	57-43	COLO
	Buffaloes	71-63	ASU
2013-14	Sun Devils	68-66	COLO
	Sun Devils	55-51	ASU
2014-15	Sun Devils	68-60	COLO
	Sun Devils	59-46	ASU

2015-16	Sun Devils	64-37	ASU
2016-17	Sun Devils	71-52	COLO
2017-18	Sun Devils	72-47	COLO
	Sun Devils	73-59	ASU
2018-19	Sun Devils	76-70	COLO
	Sun Devils	66-49	ASU
	Sun Devils	66-49	LV(14)

ARIZONA STATE vs. OREGON

Pac-12: Sun Devils lead series, 33-31

1986-87	Ducks	84-70	UO
	Ducks	83-82	OT ASU
1987-88	Sun Devils	70-60	ASU
	Ducks	73-61	UO
1988-89	Ducks	89-75	UO
	Ducks	75-74	ASU
1989-90	Sun Devils	81-68	ASU
	Ducks	83-72	UO
1990-91	Ducks	81-77	UO
	Ducks	69-67	ASU
1991-92	Ducks	78-72	ASU
	Sun Devils	89-76	UO
1992-93	Sun Devils	79-42	ASU
	Sun Devils	77-63	UO
1993-94	Ducks	73-59	UO
	Ducks	97-84	ASU
1994-95	Sun Devils	79-77	ASU
	Ducks	83-44	UO
1995-96	Ducks	72-52	ASU
	Ducks	64-51	UO
1996-97	Ducks	74-62	UO
	Ducks	65-45	ASU
1997-98	Ducks	100-61	UO
	Ducks	69-67	OT ASU
1998-99	Ducks	68-52	ASU
	Ducks	58-53	UO
1999-00	Ducks	64-51	UO
	Ducks	67-56	ASU
2000-01	Sun Devils	73-63	ASU
	Ducks	63-56	UO
2001-02	Sun Devils	86-72	UO
	Sun Devils	69-58	ASU
	Sun Devils	64-58	UO(3)
2002-03	Sun Devils	76-63	ASU
	Ducks	68-52	UO
2003-04	Sun Devils	69-67	UO
	Sun Devils	48-47	ASU
2004-05	Sun Devils	74-65	ASU
	Ducks	59-66	UO
	Sun Devils	54-47	SJ(5)
2005-06	Sun Devils	44-43	ASU
	Sun Devils	62-52	UO
2006-07	Sun Devils	80-70	UO
	Sun Devils	61-48	ASU
2007-08	Sun Devils	63-50	UO
	Sun Devils	52-51	ASU
2008-09	Sun Devils	81-53	UO
	Sun Devils	68-56	ASU
2009-10	Sun Devils	73-68	ASU
	Ducks	82-81	UO
2010-11	Sun Devils	86-67	ASU
	Sun Devils	75-66	UO
2011-12	Sun Devils	53-49	UO
2012-13	Sun Devils	60-45	ASU
2013-14	Sun Devils	97-94	ASU
	Ducks	98-90	UO
2014-15	Sun Devils	70-58	ASU
	Sun Devils	72-52	UO
2015-16	Sun Devils	63-58	UO
2016-17	Sun Devils	68-63	ASU
2017-18	Ducks	74-64	UO
	Ducks	57-44	ASU
2018-19	Ducks	77-71	UO
	Ducks	66-59	ASU

ARIZONA STATE vs. OREGON STATE

Pac-12: Sun Devils lead series, 38-27

1986-87	Beavers	90-72	OSU
	Beavers	75-58	ASU
1987-88	Beavers	66-61	ASU
	Beavers	64-61	OSU
1988-89	Beavers	78-60	OSU
	Beavers	65-62	ASU

1989-90	Sun Devils	66-57	ASU
	Sun Devils	60-58	OSU
1990-91	Beavers	80-69	OSU
	Sun Devils	81-64	ASU
1991-92	Sun Devils	71-69	ASU
	Sun Devils	72-69	OSU
1992-93	Sun Devils	79-66	ASU
	Beavers	81-71	OSU
1993-94	Beavers	78-71	OSU
	Beavers	82-70	ASU
1994-95	Beavers	77-42	ASU
	Beavers	92-49	OSU
1995-96	Beavers	74-54	ASU
	Beavers	73-62	OSU
1996-97	Beavers	70-59	OSU
	Sun Devils	88-74	ASU
1997-98	Sun Devils	85-79	OSU
	Sun Devils	69-49	ASU
1998-99	Sun Devils	57-53	ASU
	Sun Devils	77-65	OSU
1999-00	Beavers	66-55	OSU
	Sun Devils	75-58	ASU
2000-01	Sun Devils	58-51	ASU
	Beavers	72-64	OSU
2001-02	Beavers	77-70	OSU
	Sun Devils	71-65	ASU
2002-03	Sun Devils	70-58	ASU
	Beavers	70-45	OSU
2003-04	Sun Devils	63-56	OSU
	Sun Devils	73-60	ASU
2004-05	Sun Devils	50-38	ASU
	Sun Devils	66-56	OSU
2005-06	Sun Devils	69-51	ASU
	Sun Devils	77-67	OSU
	Sun Devils	74-66	SJ(5)
2006-07	Sun Devils	59-43	OSU
	Sun Devils	78-63	ASU
2007-08	Sun Devils	69-60	OSU
	Sun Devils	66-42	ASU
2008-09	Sun Devils	61-36	OSU
	Sun Devils	65-54	ASU
2009-10	Sun Devils	56-47	ASU
	Sun Devils	62-49	OSU
2010-11	Sun Devils	49-46	ASU
	Sun Devils	59-54	OSU
	Sun Devils	50-44	USC(8)
2011-12	Beavers	56-51	OSU
2012-13	Sun Devils	66-55	ASU
2013-14	Sun Devils	64-62	ASU
	Beavers	66-43	OSU
2014-15	Beavers	68-57	ASU
	Beavers	70-64	OSU
2015-16	Beavers	67-44	OSU
2016-17	Beavers	54-45	ASU
2017-18	Beavers	57-54	OSU
	Beavers	64-60	ASU
	Sun Devils	57-51	SEA
2018-19	Sun Devils	79-76	02 OSU
	Sun Devils	66-54	ASU

ARIZONA STATE vs. STANFORD

Pac-12: Cardinal leads series, 59-10

1986-87	Cardinal	92-77	STAN
	Sun Devils	81-71	ASU
1987-88	Cardinal	84-66	STAN
	Cardinal	84-79	ASU
1988-89	Cardinal	87-68	STAN
	Cardinal	108-72	ASU
1989-90	Cardinal	90-63	STAN
	Cardinal	106-64	ASU
1990-91	Cardinal	79-65	ASU
	Cardinal	109-61	STAN
1991-92	Cardinal	89-66	STAN
	Sun Devils	77-65	ASU
1992-93	Cardinal	85-80	STAN
	Cardinal	86-76	ASU
1993-94	Cardinal	113-61	STAN
	Cardinal	85-59	ASU
1994-95	Cardinal	83-59	ASU
	Cardinal	102-52	STAN
1995-96	Cardinal	88-71	ASU
	Cardinal	79-63	STAN

1996-97	Cardinal	96-64	STAN
	Cardinal	81-62	ASU
1997-98	Cardinal	81-54	ASU
	Cardinal	90-71	STAN
1998-99	Cardinal	72-58	STAN
	Cardinal	81-61	ASU
1999-00	Sun Devils	74-68	ASU
	Cardinal	91-67	STAN
2000-01	Cardinal	92-64	STAN
	Cardinal	51-49	ASU
2001-02	Cardinal	75-66	STAN
	Cardinal	62-48	ASU
	Sun Devils	70-63	UO(3)
2002-03	Cardinal	80-63	STAN
	Cardinal	63-53	ASU
2003-04	Cardinal	60-46	STAN
	Sun Devils	73-53	ASU
2004-05	Cardinal	57-68	ASU
	Cardinal	53-67	STAN
	Cardinal	42-56	SJ(5)
2005-06	Cardinal	84-78	STAN
	Sun Devils	62-59	ASU
2006-07	Cardinal	77-71	STAN
	Cardinal	73-65	OT ASU
	Cardinal	62-55	SJ(5)
2007-08	Cardinal	60-56	ASU
	Cardinal	79-57	STAN
2008-09	Cardinal	54-53	ASU
	Cardinal	77-68	STAN
2009-10	Cardinal	71-48	STAN
	Cardinal	62-43	ASU
2010-11	Cardinal	82-35	STAN
	Cardinal	72-54	ASU
2011-12	Cardinal	62-49	ASU
	Cardinal	52-43	LA(11)
2012-13	Cardinal	69-45	STAN
2013-14	Cardinal	70-58	ASU
	Cardinal	61-35	STAN
2014-15	Sun Devils	60-57	STAN
	Sun Devils	53-52	ASU
2015-16	Sun Devils	49-31	ASU
	Sun Devils	63-61	OT STAN
2016-17	Cardinal	64-57	ASU
	Cardinal	66-56	STAN
2017-18	Sun Devils	73-66	ASU
	Cardinal	74-50	STAN
	Cardinal	58-46	SEA(12)
2018-19	Cardinal	72-65	ASU
	Cardinal	71-50	STAN

ARIZONA STATE vs. UCLA

Pac-12: Bruins lead series, 44-24

1986-87	Bruins	85-78	ASU
	Bruins	88-77	UCLA
1987-88	Bruins	71-64	UCLA
	Bruins	83-62	ASU
1988-89	Bruins	85-81	UCLA
	Sun Devils	86-73	ASU
1989-90	Bruins	77-67	ASU
	Bruins	90-75	UCLA
1990-91	Bruins	81-68	UCLA
	Sun Devils	70-65	ASU
1991-92	Bruins	88-72	ASU
	Sun Devils	99-91	UCLA
1992-93	Bruins	81-63	ASU
	Bruins	72-71	UCLA
1993-94	Bruins	84-59	ASU
	Bruins	93-81	UCLA
1994-95	Bruins	85-64	UCLA
	Bruins	68-63	ASU
1995-96	Bruins	84-74	UCLA
	Sun Devils	71-70	ASU
1996-97	Sun Devils	66-65	ASU
	Bruins	91-61	UCLA
1997-98	Bruins	95-73	UCLA
	Bruins	80-62	ASU
1998-99	Bruins	98-85	ASU
	Bruins	64-61	UCLA
1999-00	Bruins	76-55	ASU
	Bruins	56-47	UCLA
20			



since becoming a member of the Pac-12

Table with columns for Year, Home Team, Score, Away Team, and Result. Includes games from 2001-02 to 2018-19.

ARIZONA STATE vs. USC

Pac-12: Trojans lead series, 40-25

Table listing series records for Arizona State vs. USC from 1986-87 to 2006-07.

Table with columns for Year, Home Team, Score, Away Team, and Result. Includes games from 2007-08 to 2018-19.

ARIZONA STATE vs. UTAH

Pac-12: Sun Devils lead series, 11-3

Table listing series records for Arizona State vs. Utah from 2011-12 to 2018-19.

ARIZONA STATE vs. WASHINGTON

Pac-12: Huskies lead series, 31-29

Table listing series records for Arizona State vs. Washington from 1986-87 to 2006-07.

Table with columns for Year, Home Team, Score, Away Team, and Result. Includes games from 2006-07 to 2018-19.

ARIZONA STATE vs. WASHINGTON STATE

Pac-12: Sun Devils lead series, 46-18

Table listing series records for Arizona State vs. Washington State from 1986-87 to 2013-14.

Table with columns for Year, Home Team, Score, Away Team, and Result. Includes games from 2014-15 to 2018-19.

CALIFORNIA vs. COLORADO

Pac-12: Golden Bears lead series, 12-2

Table listing series records for California vs. Colorado from 2011-12 to 2018-19.

CALIFORNIA vs. OREGON

Pac-12: Ducks lead series, 35-30

Table listing series records for California vs. Oregon from 1986-87 to 2009-10.

since becoming a member of the Pac-12

2010-11	Golden Bears	81-65	UO
	Ducks	60-46	CAL
2011-12	Golden Bears	90-67	CAL
	Golden Bears	83-71	ORE
2012-13	Golden Bears	72-45	ORE
2013-14	Golden Bears	101-98	OT CAL
2014-15	Golden Bears	74-59	ORE
2015-16	Ducks	69-59	UO
	Golden Bears	65-54	CAL
2016-17	Ducks	69-66	CAL
	Golden Bears	55-49	UO
2017-18	Ducks	91-54	UO
2018-19	Ducks	105-82	CAL

CALIFORNIA vs. OREGON STATE

Pac-12: Golden Bears lead series, 33-28

1986-87	Beavers	69-67	OSU
	Golden Bears	94-71	CAL
1987-88	Golden Bears	66-58	CAL
	Golden Bears	79-75	OT OSU
1988-89	Beavers	64-59	OSU
	Golden Bears	70-60	CAL
1989-90	Golden Bears	76-65	OSU
	Golden Bears	83-72	CAL
1990-91	Golden Bears	89-70	CAL
	Beavers	72-59	OSU
1991-92	Golden Bears	78-71	OSU
	Golden Bears	78-67	CAL
1992-93	Beavers	75-73	OSU
	Beavers	73-61	CAL
1993-94	Beavers	90-75	CAL
	Beavers	88-79	OSU
1994-95	Beavers	101-76	OSU
	Golden Bears	77-75	CAL
1995-96	Beavers	93-70	OSU
	Beavers	88-76	CAL
1996-97	Golden Bears	62-57	CAL
	Beavers	81-67	OSU
1997-98	Golden Bears	77-64	CAL
	Beavers	73-69	OSU
1998-99	Beavers	54-52	OSU
	Golden Bears	63-58	CAL
1999-00	Beavers	53-50	CAL
	Beavers	52-33	OSU
2000-01	Golden Bears	79-72	OSU
	Golden Bears	72-60	CAL
2001-02	Beavers	80-52	CAL
	Beavers	74-69	OT OSU
2002-03	Beavers	68-37	OSU
	Golden Bears	70-55	CAL
2003-04	Beavers	70-67	CAL
	Golden Bears	66-57	OSU
2004-05	Beavers	77-71	OSU
	Golden Bears	74-62	CAL
2005-06	Golden Bears	71-50	OSU
	Beavers	63-55	CAL
2006-07	Golden Bears	63-57	CAL
	Golden Bears	67-61	2OT OSU
2007-08	Golden Bears	61-45	CAL
	Golden Bears	56-45	OSU
2008-09	Golden Bears	77-72	OSU
	Golden Bears	62-40	CAL
2009-10	Golden Bears	79-75	2OT OSU
	Golden Bears	66-62	CAL
2010-11	Golden Bears	60-47	OSU
	Golden Bears	58-49	CAL
2011-12	Golden Bears	73-56	CAL
	Golden Bears	75-68	OSU
2012-13	Golden Bears	60-38	OSU
2013-14	Golden Bears	72-63	CAL
2014-15	Beavers	73-55	CAL
2015-16	Beavers	70-48	OSU
	Beavers	54-44	CAL
2016-17	Beavers	66-56	CAL
	Beavers	71-56	OSU
	Beavers	65-49	SEA
2017-18	Beavers	68-48	OSU
2018-19	Beavers	82-74	CAL

CALIFORNIA vs. STANFORD

Pac-12: Cardinal leads series, 61-10

1986-87	Cardinal	77-59	STAN
	Golden Bears	84-68	CAL
1987-88	Cardinal	95-71	CAL
	Cardinal	94-79	STAN
1988-89	Cardinal	77-59	STAN
	Cardinal	87-79	CAL
1989-90	Cardinal	87-60	CAL
	Cardinal	112-84	STAN
1990-91	Cardinal	113-79	STAN
	Cardinal	93-80	CAL
1991-92	Golden Bears	74-65	CAL
	Cardinal	83-81	STAN
1992-93	Cardinal	89-63	STAN
	Golden Bears	64-59	CAL
1993-94	Cardinal	92-75	CAL
	Cardinal	111-64	STAN
1994-95	Cardinal	99-65	STAN
	Cardinal	91-67	CAL
1995-96	Cardinal	80-55	CAL
	Cardinal	87-36	STAN
1996-97	Cardinal	95-44	STAN
	Cardinal	82-50	CAL
1997-98	Cardinal	72-52	CAL
	Cardinal	79-51	STAN
1998-99	Cardinal	80-67	STAN
	Cardinal	77-67	CAL
1999-00	Cardinal	83-57	STAN
	Cardinal	81-56	CAL
2000-01	Cardinal	63-56	CAL
	Golden Bears	82-73	STAN
2001-02	Cardinal	79-52	STAN
	Cardinal	79-51	CAL
2002-03	Cardinal	72-48	STAN
	Cardinal	53-50	CAL
2003-04	Cardinal	60-35	SJ(5)
	Cardinal	63-53	CAL
2004-05	Cardinal	61-53	STAN
	Cardinal	80-55	SJ(6)
2004-05	Cardinal	53-88	STAN
	Cardinal	50-91	CAL
2005-06	Cardinal	40-81	SJ(7)
	Cardinal	87-75	STAN
2006-07	Cardinal	55-46	CAL
	Cardinal	69-44	CAL
	Golden Bears	72-57	STAN
2007-08	Cardinal	72-52	STAN
	Cardinal	60-58	CAL
2008-09	Golden Bears	56-35	SJ(5)
	Cardinal	57-54	CAL
2009-10	Cardinal	58-41	STAN
	Cardinal	79-58	STAN
	Cardinal	63-48	CAL
	Cardinal	64-44	USC(6)
2010-11	Cardinal	78-45	CAL
	Cardinal	75-51	STAN
2011-12	Cardinal	74-71	STAN
	Cardinal	86-61	CAL
	Cardinal	77-62	LA(11)
2012-13	Cardinal	62-53	CAL
	Golden Bears	67-55	STAN
2013-14	Cardinal	70-64	STAN
	Cardinal	79-64	CAL
2014-15	Cardinal	59-47	CAL
	Golden Bears	63-63	CAL
2015-16	Cardinal	61-60	SEA
	Cardinal	53-46	STAN
	Cardinal	60-55	STAN
2016-17	Cardinal	72-66	CAL
	Cardinal	72-54	STAN
2017-18	Cardinal	74-69	STAN
	Golden Bears	78-66	CAL
2018-19	Golden Bears	81-80	CAL
	Cardinal	75-50	STAN
	Cardinal	72-54	LV(14)

CALIFORNIA vs. UCLA

Pac-12: Bruins lead series, 48-20

1986-87	Bruins	77-72	CAL
	Bruins	92-80	UCLA
1987-88	Bruins	75-50	CAL
	Golden Bears	71-68	UCLA
	Bruins	81-63	CAL
1988-89	Bruins	72-57	UCLA
	Golden Bears	92-82	CAL
1989-90	Bruins	70-68	UCLA
	Bruins	80-66	CAL
1990-91	Bruins	102-83	CAL
	Bruins	96-78	UCLA
1991-92	Golden Bears	74-71	CAL
	Bruins	101-87	UCLA
1993-93	Golden Bears	78-70	CAL
	Bruins	85-68	UCLA
1993-94	Bruins	79-56	UCLA
	Bruins	90-85	CAL
1994-95	Golden Bears	97-84	CAL
	Bruins	87-67	UCLA
1995-96	Bruins	74-65	CAL
	Bruins	71-66	UCLA
1996-97	Bruins	74-65	UCLA
	Bruins	82-56	CAL
1997-98	Bruins	74-53	UCLA
	Bruins	86-54	CAL
1998-99	Bruins	87-62	CAL
	Bruins	76-61	UCLA
1999-00	Bruins	74-67	CAL
	Golden Bears	61-53	UCLA
2000-01	Golden Bears	58-57	UCLA
	Golden Bears	83-59	CAL
2001-02	Bruins	64-48	CAL
	Bruins	58-48	UCLA
	Bruins	46-42	UO(3)
2002-03	Golden Bears	69-61	UCLA
	Bruins	72-54	CAL
2003-04	Bruins	67-66	UCLA
	Bruins	97-69	CAL
2004-05	Bruins	70-85	CAL
	Bruins	61-73	UCLA
2005-06	Golden Bears	65-58	CAL
	Bruins	90-87	OT UCLA
	Bruins	80-63	SJ(5)
2006-07	Bruins	77-68	OT UCLA
	Golden Bears	88-69	CAL
2007-08	Golden Bears	73-70	OT UCLA
	Golden Bears	67-53	CAL
2008-09	Golden Bears	64-48	CAL
	Bruins	71-56	UCLA
2009-10	Bruins	57-46	UCLA
	Bruins	44-32	CAL
2010-11	Bruins	65-56	CAL
	Bruins	63-48	UCLA
	Bruins	63-50	LA(9)
2011-12	Bruins	60-55	UCLA
	Golden Bears	67-58	CAL
2012-13	Golden Bears	70-65	CAL
	Golden Bears	79-51	UCLA
2013-14	Golden Bears	69-53	CAL
	Golden Bears	77-72	UCLA
2014-15	Golden Bears	72-57	UCLA
	Golden Bears	70-64	CAL
2015-16	Golden Bears	108-104	2OT CAL
	Bruins	75-56	UCLA
	Bruins	73-67	SEA(12)
2016-17	Bruins	80-77	CAL
2017-18	Bruins	82-46	CAL
	Bruins	60-52	CAL
	Bruins	77-74	SEA(12)
2018-19	Bruins	84-79	OT CAL
	Bruins	80-74	UCLA

CALIFORNIA vs. USC

Pac-12: Trojans lead series, 34-32

1986-87	Golden Bears	102-85	CAL
	Trojans	105-63	USC
1987-88	Trojans	98-66	USC
	Trojans	99-97	OT CAL
1988-89	Golden Bears	83-61	USC
	Golden Bears	115-106	CAL
1989-90	Golden Bears	55-50	USC

1990-91	Golden Bears	58-52	CAL
	Golden Bears	92-66	CAL
	Trojans	74-48	USC
1991-92	Golden Bears	77-70	CAL
	Trojans	68-62	USC
1992-93	Golden Bears	68-55	CAL
	Trojans	76-71	OT USC
1993-94	Trojans	97-60	USC
	Trojans	99-81	CAL
1994-95	Trojans	90-71	CAL
	Trojans	87-82	USC
1995-96	Trojans	87-80	OT USC
	Trojans	89-71	USC
1996-97	Trojans	91-57	USC
	Trojans	66-63	CAL
1997-98	Trojans	59-50	USC
	Trojans	62-50	CAL
1998-99	Golden Bears	61-51	CAL
	Trojans	76-71	USC
1999-00	Golden Bears	81-64	CAL
	Trojans	81-78	USC
2000-01	Golden Bears	61-55	USC
	Trojans	83-59	CAL
2001-02	Trojans	69-53	CAL
	Trojans	68-58	USC
2002-03	Trojans	83-62	USC
	Golden Bears	60-50	CAL
2003-04	Trojans	67-47	USC
	Golden Bears	68-59	CAL
2004-05	Trojans	71-76	USC
	Trojans	69-103	CAL
2005-06	Golden Bears	73-68	CAL
	Golden Bears	72-67	USC
2006-07	Golden Bears	62-53	USC
	Golden Bears	86-79	OT CAL
2007-08	Golden Bears	57-52	USC
	Golden Bears	60-55	OT CAL
2008-09	Golden Bears	73-71	CAL
	Golden Bears	66-64	USC
	Trojans	69-67	USC(6)
2009-10	Trojans	67-64	USC
	Golden Bears	61-55	CAL
2010-11	Golden Bears	82-71	CAL
	Trojans	80-67	USC
2011-12	Trojans	74-54	USC
	Trojans	76-75	OT CAL
2012-13	Golden Bears	71-63	OT CAL
	Golden Bears	72-64	USC
	Golden Bears	78-59	SEA(12)
2013-14	Trojans	70-77	CAL
	Golden Bears	76-67	USC
2014-15	Golden Bears	67-53	USC
	Trojans	65-54	CAL
2015-16	Trojans	61-47	USC
	Golden Bears	63-56	CAL
2016-17	Golden Bears	71-58	SEA(12)
2017-18	Golden Bears	76-64	CAL
	Golden Bears	62-59	USC
2018-19	Golden Bears	66-59	CAL
	Golden Bears	86-76	USC

CALIFORNIA vs. UTAH

Pac-12: Golden Bears lead series, 7-4

2011-12	Golden Bears	63-56	UTAH
	Golden Bears	60-46	CAL
2012-13	Golden Bears	71-54	CAL
2013-14	Golden Bears	68-59	UTAH
2014-15	Golden Bears	67-49	CAL
2015-16	Utes	84-79	CAL
	Utes	72-66	UTAH
	Golden Bears	66-63	SEA(12)
2016-17	Utes	63-57	UTAH
	Utes	73-64	CAL
2017-18	Golden Bears	84-73	CAL
2018-19	Utes	87-74	UTAH



since becoming a member of the Pac-12

CALIFORNIA vs. WASHINGTON

Pac-12: Huskies lead series, 44-21

Table listing game results for California vs. Washington from 1986-87 to 2018-19, including scores and team abbreviations.

CALIFORNIA vs. WASHINGTON STATE

Pac-12: Golden Bears lead series, 43-23

Table listing game results for California vs. Washington State from 1986-87 to 2018-19, including scores and team abbreviations.

Table listing game results for Colorado vs. Oregon from 1992-93 to 2018-19, including scores and team abbreviations.

COLORADO vs. OREGON

Pac-12: Ducks lead series, 9-4

Table listing game results for Colorado vs. Oregon from 2011-12 to 2018-19, including scores and team abbreviations.

COLORADO vs. OREGON STATE

Pac-12: Beavers lead series, 9-3

Table listing game results for Colorado vs. Oregon State from 2011-12 to 2016-17, including scores and team abbreviations.

Table listing game results for Colorado vs. Stanford from 2017-18 to 2018-19, including scores and team abbreviations.

COLORADO vs. STANFORD

Pac-12: Cardinal lead series, 14-0

Table listing game results for Colorado vs. Stanford from 2011-12 to 2018-19, including scores and team abbreviations.

COLORADO vs. UCLA

Pac-12: Bruins lead series, 10-3

Table listing game results for Colorado vs. UCLA from 2011-12 to 2018-19, including scores and team abbreviations.

COLORADO vs. USC

Pac-12: Trojans lead series, 8-5

Table listing game results for Colorado vs. USC from 2011-12 to 2018-19, including scores and team abbreviations.

COLORADO vs. UTAH

Pac-12: Buffaloes lead series, 12-6

Table listing game results for Colorado vs. Utah from 2011-12 to 2018-19, including scores and team abbreviations.

COLORADO vs. WASHINGTON

Pac-12: Huskies lead series, 10-4

Table listing game results for Colorado vs. Washington from 2011-12 to 2014-15, including scores and team abbreviations.

Table listing game results for Oregon vs. Oregon State from 2015-16 to 2018-19, including scores and team abbreviations.

COLORADO vs. WASHINGTON STATE

Pac-12: Cougars lead series, 9-6

Table listing game results for Colorado vs. Washington State from 2011-12 to 2018-19, including scores and team abbreviations.

OREGON vs. OREGON STATE

Pac-12: Ducks lead series, 42-28

Table listing game results for Oregon vs. Oregon State from 1986-87 to 2010-11, including scores and team abbreviations.

since becoming a member of the Pac-12

2011-12	Beavers	67-60	OSU
	Beavers	68-53	UO
2012-13	Beavers	63-53	UO
	Beavers	68-49	OSU
2013-14	Beavers	88-80	UO
	Beavers	80-74	OSU
2014-15	Beavers	70-37	OSU
	Beavers	77-48	UO
2015-16	Beavers	60-33	OSU
	Beavers	59-45	UO
2016-17	Beavers	43-40	UO
	Beavers	67-60	OSU
2017-18	Beavers	85-79	OT OSU
	Ducks	75-63	UO
2018-19	Ducks	77-68	UO
	Ducks	67-62	OSU

OREGON vs. STANFORD

Pac-12: Cardinal leads series, 56-9

1986-87	Ducks	65-51	UO
	Ducks	63-54	STAN
1987-88	Cardinal	84-48	STAN
	Cardinal	65-57	UO
1988-89	Cardinal	92-69	UO
	Cardinal	107-73	STAN
1989-90	Cardinal	76-57	UO
	Cardinal	75-45	STAN
1990-91	Cardinal	88-61	STAN
	Cardinal	103-60	UO
1991-92	Cardinal	74-57	UO
	Cardinal	92-70	STAN
1992-93	Cardinal	91-72	UO
	Cardinal	86-52	STAN
1993-94	Cardinal	81-60	STAN
	Cardinal	72-60	UO
1994-95	Cardinal	70-57	UO
	Cardinal	97-55	STAN
1995-96	Cardinal	61-42	UO
	Cardinal	74-65	STAN
1996-97	Cardinal	85-61	STAN
	Cardinal	69-66	UO
1997-98	Cardinal	97-72	STAN
	Cardinal	79-71	UO
1998-99	Ducks	63-59	UO
	Cardinal	82-73	STAN
1999-00	Cardinal	78-62	STAN
	Ducks	61-57	UO
2000-01	Ducks	72-54	UO
	Cardinal	63-54	STAN
2001-02	Cardinal	91-76	UO
	Cardinal	77-72	STAN
2002-03	Cardinal	75-74	UO
	Cardinal	85-54	STAN
2003-04	Cardinal	77-51	STAN
	Ducks	67-66	UO
2004-05	Ducks	62-58	UO
	Cardinal	45-76	STAN
2005-06	Cardinal	76-64	UO
	Cardinal	79-58	STAN
2006-07	Cardinal	70-48	STAN
	Cardinal	74-56	UO
2007-08	Cardinal	83-49	STAN
	Cardinal	72-43	UO
2008-09	Cardinal	85-57	STAN
	Cardinal	68-49	UO
2009-10	Cardinal	100-80	UO
	Cardinal	104-60	STAN
2010-11	Cardinal	91-56	UO
	Cardinal	99-60	STAN
2011-12	Cardinal	93-70	STAN
	Cardinal	81-46	UO
2012-13	Cardinal	86-62	UO
	Cardinal	74-50	STAN
2013-14	Cardinal	96-66	STAN
2014-15	Cardinal	62-55	UO
2015-16	Cardinal	64-62	UO
	Cardinal	69-42	STAN
2016-17	Cardinal	81-60	STAN
	Cardinal	65-59	UO
	Cardinal	71-56	SEA(12)
2017-18	Cardinal	78-65	UO
	Ducks	77-57	SEA(12)

2018-19	Ducks	88-48	STAN
	Cardinal	64-57	SEA(12)

OREGON vs. UCLA

Pac-12: Bruins lead series, 35-32

1986-87	Bruins	75-71	UCLA
	Ducks	77-57	UO
1987-88	Bruins	77-70	UCLA
	Bruins	74-65	UO
1988-89	Ducks	75-65	UO
	Ducks	76-60	UCLA
1989-90	Ducks	80-66	UO
	Bruins	79-65	UCLA
1990-91	Bruins	93-67	UCLA
	Bruins	82-74	UO
1991-92	Bruins	92-71	UCLA
	Bruins	83-76	UO
1992-93	Bruins	79-75	UCLA
	Ducks	89-78	UO
1993-94	Ducks	82-77	UO
	Ducks	76-68	UCLA
1994-95	Ducks	84-59	UCLA
	Ducks	83-65	UO
1995-96	Ducks	75-48	UO
	Bruins	83-64	UCLA
1996-97	Ducks	76-64	UCLA
	Ducks	64-61	UO
1997-98	Bruins	80-75	UO
	Bruins	82-54	UCLA
1998-99	Bruins	76-72	UCLA
	Ducks	106-79	UO
1999-00	Ducks	67-58	UCLA
	Ducks	89-72	UO
2000-01	Ducks	54-43	UO
	Bruins	70-68	UCLA
2001-02	Ducks	76-67	UCLA
	Ducks	76-54	UO
2002-03	Bruins	93-68	UO
	Bruins	56-54	UCLA
2003-04	Bruins	71-58	SJ(5)
	Bruins	63-57	UO
2004-05	Ducks	61-55	UCLA
	Bruins	54-70	UCLA
2005-06	Ducks	78-71	UO
	Bruins	82-63	UCLA
2006-07	Bruins	66-65	UO
	Ducks	77-70	UCLA
2007-08	Bruins	76-60	UO
	Bruins	63-59	UCLA
2008-09	Ducks	66-55	UO
	Ducks	73-56	UCLA
2009-10	Bruins	70-69	UO
	Bruins	104-80	UCLA
2010-11	Bruins	91-75	UO
	Bruins	87-57	UCLA
2011-12	Bruins	75-48	UO
	Ducks	83-62	UCLA
2012-13	Bruins	89-80	UO
2013-14	Bruins	88-83	UCLA
	Bruins	103-83	UO
2014-15	Ducks	62-46	UO
	Ducks	67-65	UO
2015-16	Bruins	80-69	UCLA
	Bruins	77-72	UO
2016-17	Bruins	79-63	UCLA
	Bruins	84-75	UO
2017-18	Ducks	70-61	UCLA
	Ducks	101-94	OT UO
2018-19	Ducks	65-62	SEA(12)
	Ducks	72-52	UCLA
	Bruins	74-69	UO
	Ducks	88-83	OT SEA(12)

OREGON vs. USC

Pac-12: Trojans lead series, 42-23

1986-87	Trojans	66-64	USC
	Ducks	79-78	UO
1987-88	Trojans	82-56	USC
	Trojans	68-61	UO
1988-89	Ducks	71-56	UO
	Trojans	71-68	USC
1989-90	Ducks	80-58	UO
	Trojans	66-61	USC

1990-91	Trojans	80-71	USC
	Trojans	67-44	UO
1991-92	Trojans	83-55	USC
	Trojans	81-76	UO
1992-93	Trojans	78-69	USC
	Trojans	80-61	UO
1993-94	Trojans	47-45	UO
	Trojans	84-75	USC
1994-95	Trojans	78-77	USC
	Ducks	76-50	UO
1995-96	Trojans	75-66	OT UO
	Ducks	67-53	USC
1996-97	Trojans	73-65	USC
	Ducks	70-53	UO
1997-98	Ducks	79-65	UO
	Ducks	76-58	USC
1998-99	Ducks	77-53	USC
	Ducks	73-61	UO
1999-00	Trojans	74-73	USC
	Trojans	69-63	UO
2000-01	Trojans	55-53	UO
	Ducks	74-66	USC
2001-02	Trojans	83-73	USC
	Ducks	75-65	UO
2002-03	Ducks	79-73	UO
	Ducks	75-70	USC
2003-04	Trojans	69-55	UO
	Trojans	71-56	USC
2004-05	Trojans	72-77	USC
	Ducks	81-59	UO
2005-06	Trojans	72-48	USC
	Trojans	69-64	UO
2006-07	Trojans	79-71	OT2 USC
	Ducks	73-63	UO
2007-08	Trojans	46-42	USC
	Trojans	67-58	UO
2008-09	Trojans	66-56	USC
	Trojans	94-64	UO
2009-10	Ducks	85-77	USC
	Trojans	87-84	UO
	Trojans	80-75	USC(6)
2010-11	Trojans	79-76	USC
	Trojans	85-63	UO
2011-12	Trojans	92-73	USC
2012-13	Trojans	67-62	UO
2013-14	Trojans	109-85	USC
	Trojans	88-78	UO
2014-15	Trojans	70-54	USC
	Ducks	63-57	UO
2015-16	Trojans	74-67	USC
	Ducks	69-60	UO
2016-17	Ducks	59-53	USC
	Ducks	73-50	UO
2017-18	Ducks	70-66	USC
	Ducks	80-74	OT2 UO
2018-19	Ducks	93-53	USC
	Ducks	96-78	UO

OREGON vs. UTAH

Pac-12: Ducks lead series, 8-6

2011-12	Ducks	72-67	UO
	Utah	65-47	UTAH
2012-13	Utah	67-47	UTAH
	Utah	70-52	UO
2013-14	Utah	93-71	UO
2014-15	Utah	66-64	UO
2015-16	Ducks	77-65	UTAH
	Ducks	69-58	UO
	Ducks	73-63	UO
2016-17	Ducks	84-66	UO
	Ducks	73-61	UTAH
2017-18	Ducks	84-68	UTAH
2018-19	Ducks	87-65	UO

OREGON vs. WASHINGTON

Pac-12: Huskies lead series, 36-35

1986-87	Huskies	69-57	UW
	Ducks	79-69	UO
1987-88	Huskies	68-67	UO
	Huskies	68-51	UW
1988-89	Huskies	71-59	UW
	Ducks	89-76	UO

1989-90	Huskies	73-57	UW
	Huskies	62-52	UO
1990-91	Huskies	55-50	UO
	Huskies	65-55	UW
1991-92	Huskies	71-66	UO
	Huskies	69-66	UW
1992-93	Huskies	87-74	UW
	Huskies	59-51	UO
1993-94	Ducks	70-67	UW
	Ducks	62-41	UO
1994-95	Ducks	83-61	UO
	Huskies	85-78	UW
1995-96	Huskies	82-66	UW
	Ducks	60-53	UO
1996-97	Ducks	67-60	UO
	Ducks	67-63	UW
1997-98	Ducks	76-59	UW
	Ducks	72-57	UO
1998-99	Ducks	70-56	UO
	Ducks	67-57	UW
1999-00	Ducks	65-71	UO
	Ducks	70-69	UW
2000-01	Ducks	67-53	UW
	Ducks	64-60	OT UO
2001-02	Ducks	69-56	UO
	Huskies	88-80	UW
	Ducks	78-64	UO(3)
	Ducks	77-73	UW(4)
2002-03	Huskies	79-60	UW
	Huskies	75-59	UO
2003-04	Huskies	95-50	UW
	Huskies	67-56	UO
2004-05	Ducks	86-77	UO
	Huskies	57-81	UW
2005-06	Ducks	64-50	SJ(5)
	Ducks	81-73	UO
2006-07	Huskies	61-55	UW
	Huskies	60-56	UO
2007-08	Huskies	61-46	UW
	Ducks	66-64	UO
	Huskies	61-60	UW
2008-09	Ducks	75-55	UW
	Ducks	77-69	UO
	Huskies	69-43	USC(6)
2009-10	Ducks	82-71	UO
	Huskies	62-53	UW
2010-11	Ducks	68-64	UO
	Huskies	90-76	OT UO
2011-12	Ducks	88-86	UW
	Huskies	72-69	UW
	Huskies	72-56	USC(10)
2012-13	Huskies	66-53	UW
	Huskies	97-71	UO
	Huskies	69-62	SEA(12)
2013-14	Ducks	101-85	UO
	Huskies	108-100	UW
2014-15	Huskies	91-69	UO
	Huskies	70-55	UW
2015-16	Ducks	75-63	UW
2016-17	Huskies	99-77	UO
	Ducks	70-69	SEA
2017-18	Ducks	94-83	UO
	Ducks	76-63	UW
2018-19	Ducks	84-71	UO
	Ducks	76-57	UW

OREGON vs. WASHINGTON STATE

Pac-12: Ducks lead series, 52-16

1986-87	Ducks	101-55	WSU
	Ducks	74-70	UO
1987-88	Ducks	78-59	UO
	Ducks	64-62	WSU
1988-89	Cougars	80-77	WSU
	Ducks	87-76	OT UO
1989-90	Ducks	68-65	WSU
	Ducks	62-52	UO
1990-91	Cougars	102-69	UO



since becoming a member of the Pac-12

Table with columns for Year, Home Team, Score, Away Team, and Result. Includes series for Oregon State vs. Stanford, Oregon State vs. UCLA, Oregon State vs. USC, and Oregon State vs. Utah.

OREGON STATE vs. STANFORD Pac-12: Cardinal leads series, 56-8

Table listing individual game results for Oregon State vs. Stanford from 1986-87 to 1997-98.

Table listing individual game results for Oregon State vs. UCLA from 1998-99 to 2018-19.

OREGON STATE vs. UCLA Pac-12: Bruins lead series, 43-25

Table listing individual game results for Oregon State vs. UCLA from 1986-87 to 2018-19.

Table listing individual game results for Oregon State vs. USC from 2005-06 to 2018-19.

OREGON STATE vs. USC Pac-12: Trojans lead series, 40-27

Table listing individual game results for Oregon State vs. USC from 1986-87 to 2018-19.

Table listing individual game results for Oregon State vs. Utah from 2010-11 to 2018-19.

OREGON STATE vs. UTAH Pac-12: Beavers lead series, 11-2

Table listing individual game results for Oregon State vs. Utah from 2011-12 to 2018-19.

OREGON STATE vs. WASHINGTON Pac-12: Huskies lead series, 44-25

Table listing individual game results for Oregon State vs. Washington from 1986-87 to 2007-08.

since becoming a member of the Pac-12

2008-09	Beavers	69-55	UW
	Beavers	77-63	OSU
2009-10	Huskies	69-64	UW
	Huskies	67-49	OSU
	Beavers	52-42	USC(6)
2010-11	Huskies	55-52	OSU
	Beavers	51-46	UW
2011-12	Beavers	60-55	OSU
	Beavers	78-73	UW
	Huskies	55-49	OSU
2012-13	Huskies	81-77	OT UW
	Huskies	49-44	OSU
2013-14	Beavers	75-68	OSU
	Beavers	77-57	UW
2014-15	Beavers	75-67	OSU
	Huskies	76-67	UW
2015-16	Beavers	61-53	UW
	Beavers	57-55	SEA
2016-17	Beavers	73-70	OSU
2017-18	Beavers	75-63	OSU
	Beavers	95-57	UW
2018-19	Beavers	78-67	OSU
	Beavers	86-39	UW
	Huskies	68-67	LV(14)

OREGON STATE vs. WASHINGTON STATE

Pac-12: Beavers lead series, 43-23

1986-87	Beavers	74-68	WSU
	Beavers	85-68	OSU
1987-88	Beavers	54-53	OSU
	Cougars	77-64	WSU
1988-89	Beavers	66-63	WSU
	Cougars	68-66	OSU
1989-90	Cougars	100-57	WSU
	Beavers	69-63	OSU
1990-91	Cougars	87-63	OSU
	Cougars	61-59	WSU
1991-92	Beavers	81-69	OSU
	Cougars	77-74	WSU
1992-93	Beavers	75-55	OSU
	Cougars	68-67	WSU
1993-94	Cougars	82-77	WSU
	Beavers	81-76	OSU
1994-95	Beavers	80-71	OSU
	Cougars	84-79	WSU
1995-96	Cougars	64-63	WSU
	Beavers	87-50	OSU
1996-97	Beavers	77-58	OSU
	Beavers	67-60	WSU
1997-98	Cougars	69-57	WSU
	Cougars	75-67	OSU
1998-99	Beavers	57-54	OSU
	Cougars	70-52	WSU
1999-00	Beavers	72-52	OSU
	Beavers	65-62	WSU
2000-01	Beavers	64-46	WSU
	Beavers	94-60	OSU
2001-02	Beavers	57-33	OSU
	Beavers	74-52	WSU
2002-03	Beavers	65-62	WSU
	Beavers	62-46	OSU
2003-04	Beavers	62-51	WSU
	Beavers	65-55	OSU
	Beavers	62-42	SJ
2004-05	Beavers	83-55	OSU
	Cougars	63-68	WSU
2005-06	Beavers	68-67	OT OSU
	Beavers	59-50	WSU
	Beavers	77-38	SJ(5)
2006-07	Cougars	58-41	OSU
	Beavers	66-61	WSU
2007-08	Beavers	60-35	OSU
	Cougars	56-52	WSU
2008-09	Cougars	65-52	WSU
	Beavers	52-42	OSU
2009-10	Beavers	63-49	OSU
	Beavers	50-45	WSU
2010-11	Cougars	58-50	OSU
	Cougars	67-64	WSU
2011-12	Cougars	61-54	OT OSU
	Beavers	51-39	WSU
	Cougars	65-56	USC(10)

2012-13	Cougars	76-73	OT WSU
	Cougars	51-49	OSU
2013-14	Beavers	72-57	OSU
	Beavers	67-53	WSU
	Beavers	70-60	SEA(12)
2014-15	Beavers	73-70	OSU
	Beavers	61-56	WSU
2015-16	Beavers	54-45	WSU
2016-17	Beavers	80-58	OSU
2017-18	Beavers	71-53	OSU
	Beavers	63-61	OT WSU
2018-19	Beavers	76-69	OSU
	Beavers	52-35	WSU

STANFORD vs. UCLA

Pac-12: Cardinal leads series, 61-12

1986-87	Cardinal	62-60	STAN
	Bruins	64-49	UCLA
1987-88	Bruins	74-64	UCLA
	Bruins	75-74	STAN
1988-89	Cardinal	73-71	UCLA
	Cardinal	104-66	STAN
1989-90	Cardinal	98-80	UCLA
	Cardinal	91-65	STAN
1990-91	Cardinal	77-69	STAN
	Cardinal	91-77	UCLA
1991-92	Cardinal	95-92	STAN
	Cardinal	92-69	UCLA
1992-93	Cardinal	79-70	STAN
	Cardinal	71-54	UCLA
1993-94	Bruins	80-73	UCLA
	Cardinal	94-82	STAN
1994-95	Cardinal	88-49	STAN
	Cardinal	84-49	UCLA
1995-96	Cardinal	81-77	STAN
	Cardinal	61-59	UCLA
1996-97	Cardinal	74-62	UCLA
	Cardinal	98-68	STAN
1997-98	Cardinal	75-70	UCLA
	Cardinal	105-80	STAN
1998-99	Bruins	80-72	STAN
	Cardinal	87-84	UCLA
1999-00	Cardinal	83-68	STAN
	Bruins	64-61	UCLA
2000-01	Cardinal	60-52	UCLA
	Cardinal	83-69	STAN
2001-02	Cardinal	81-50	STAN
	Cardinal	98-80	UCLA
2002-03	Cardinal	96-61	UO(3)
	Cardinal	80-78	UCLA
	Cardinal	79-61	STAN
2003-04	Cardinal	69-64	SJ(3)
	Cardinal	78-71	OT UCLA
	Cardinal	63-54	STAN
	Cardinal	70-66	SJ(5)
2004-05	Cardinal	100-75	STAN
	Cardinal	81-68	UCLA
2005-06	Cardinal	91-68	STAN
	Bruins	90-80	UCLA
	Bruins	85-76	OT SJ(5)
2006-07	Cardinal	68-59	UCLA
	Cardinal	65-54	STAN
2007-08	Bruins	69-56	UCLA
	Cardinal	75-62	STAN
	Cardinal	78-45	SJ(5)
2008-09	Cardinal	68-51	STAN
	Cardinal	69-58	UCLA
	Cardinal	73-47	USC(6)
2009-10	Cardinal	65-61	UCLA
	Cardinal	74-53	STAN
	Cardinal	70-46	USC(6)
2010-11	Cardinal	64-38	STAN
	Cardinal	67-53	UCLA
	Cardinal	64-55	USC(9)
2011-12	Cardinal	77-50	UCLA
	Cardinal	82-59	STAN
2012-13	Cardinal	75-49	STAN
	Cardinal	68-57	UCLA
	Cardinal	51-49	SEA(12)
2013-14	Cardinal	72-55	STAN
	Cardinal	65-56	UCLA

2014-15	Cardinal	79-70	UCLA
	Cardinal	68-50	STAN
	Cardinal	67-62	SEA
2015-16	Bruins	56-36	UCLA
2016-17	Bruins	85-76	STAN
2017-18	Cardinal	76-65	STAN
	Bruins	64-53	UCLA
2018-19	Cardinal	86-80	STAN
	Cardinal	65-51	UCLA

STANFORD vs. USC

Pac-12: Cardinal leads series, 61-10

1986-87	Trojans	72-59	STAN
	Trojans	79-57	STAN
1987-88	Trojans	87-69	USC
	Cardinal	77-67	STAN
1988-89	Cardinal	89-50	USC
	Cardinal	100-85	STAN
1989-90	Cardinal	98-64	USC
	Cardinal	86-60	STAN
1990-91	Cardinal	77-69	STAN
	Cardinal	76-58	USC
1991-92	Cardinal	87-72	STAN
	Cardinal	73-51	USC
	Cardinal	82-62	UW(2)
1992-93	Trojans	67-57	USC
	Cardinal	76-67	STAN
1993-94	Trojans	83-71	USC
	Cardinal	80-50	STAN
1994-95	Cardinal	109-53	STAN
	Cardinal	71-52	USC
1995-96	Cardinal	87-66	STAN
	Cardinal	77-54	USC
1996-97	Cardinal	77-76	USC
	Cardinal	103-69	STAN
1997-98	Cardinal	89-55	USC
	Cardinal	91-63	STAN
1998-99	Cardinal	69-49	STAN
	Cardinal	60-59	USC
1999-00	Cardinal	69-56	STAN
	Cardinal	66-64	USC
2000-01	Cardinal	89-75	USC
	Trojans	62-59	STAN
2001-02	Cardinal	78-66	STAN
	Cardinal	78-60	USC
2002-03	Trojans	75-72	USC
	Cardinal	63-55	STAN
2003-04	Trojans	59-56	USC
	Cardinal	75-57	STAN
2004-05	Cardinal	94-58	STAN
	Cardinal	88-62	USC
	Cardinal	73-69	SJ(5)
2005-06	Cardinal	77-56	STAN
	Cardinal	78-69	USC
	Cardinal	73-44	SJ(5)
2006-07	Cardinal	62-46	USC
	Cardinal	56-53	STAN
	Cardinal	67-52	SJ(5)
2007-08	Trojans	73-72	USC
	Cardinal	77-51	STAN
2008-09	Cardinal	81-53	STAN
	Cardinal	85-74	USC
	Cardinal	89-64	USC(6)
2009-10	Cardinal	82-62	USC
	Cardinal	77-39	STAN
2010-11	Cardinal	95-51	STAN
	Cardinal	78-64	USC
2011-12	Cardinal	61-53	USC
	Cardinal	69-52	STAN
2012-13	Cardinal	75-66	STAN
	Cardinal	79-55	USC
2013-14	Cardinal	86-59	STAN
	Cardinal	64-59	USC
	Trojans	72-68	SEA(12)
2014-15	Cardinal	71-60	USC
	Cardinal	79-60	STAN
2015-16	Cardinal	57-47	USC
2016-17	Cardinal	58-42	STAN
2017-18	Cardinal	72-65	STAN
	Cardinal	59-55	USC
	Cardinal	69-59	SEA
2018-19	Cardinal	72-64	STAN
	Cardinal	69-67	USC

STANFORD vs. UTAH

Pac-12: Cardinal leads series, 11-1

2011-12	Cardinal	62-43	UTAH
	Cardinal	69-42	STAN
2012-13	Cardinal	70-56	UTAH
	Cardinal	65-44	STAN
2013-14	Cardinal	87-61	UTAH
2014-15	Cardinal	55-44	STAN
2015-16	Cardinal	72-52	STAN
	Cardinal	72-54	UTAH
2016-17	Cardinal	77-58	UTAH
	Cardinal	87-51	STAN
2017-18	Cardinal	70-49	UTAH
2018-19	Cardinal	75-68	UTAH

STANFORD vs. WASHINGTON

Pac-12: Cardinal leads series, 51-15

1986-87	Huskies	86-59	UW
	Huskies	67-57	STAN
1987-88	Huskies	77-60	UW
	Cardinal	70-66	STAN
1988-89	Cardinal	72-60	STAN
	Cardinal	69-65	UW
1989-90	Cardinal	102-62	STAN
	Huskies	81-78	UW
1990-91	Cardinal	75-71	UW
	Huskies	69-68	STAN
	Cardinal	73-47	(1)
1991-92	Cardinal	79-69	UW
	Cardinal	83-61	STAN
1992-93	Huskies	73-70	UW
	Cardinal	86-62	STAN
1993-94	Huskies	78-61	UW
	Cardinal	97-70	STAN
1994-95	Cardinal	68-54	STAN
	Cardinal	55-50	UW
1995-96	Cardinal	67-54	STAN
	Cardinal	59-54	UW
1996-97	Cardinal	90-64	UW
	Cardinal	106-76	STAN
1997-98	Cardinal	90-70	STAN
	Cardinal	71-59	UW
1998-99	Cardinal	70-63	UW
	Huskies	74-62	STAN
1999-00	Huskies	85-83	UW
	Cardinal	76-46	STAN
2000-01	Cardinal	76-68	STAN
	Huskies	95-87	UW
2001-02	Cardinal	75-67	UW
	Cardinal	81-65	STAN
2002-03	Cardinal	77-63	STAN
	Huskies	92-68	UW
2003-04	Cardinal	77-69	UW
	Cardinal	85-59	STAN
2004-05	Cardinal	74-61	STAN
	Cardinal	82-60	UW
2005-06	Huskies	77-72	UW
	Cardinal	100-69	STAN
2006-07	Cardinal	77-56	UW
	Cardinal	80-54	STAN
2007-08	Cardinal	77-42	STAN
	Cardinal	73-53	UW
2008-09	Cardinal	112-35	STAN
	Cardinal	76-54	UW
2009-10	Cardinal	66-51	STAN
	Cardinal	58-36	UW
2010-11	Cardinal	80-51	UW
	Cardinal	62-52	STAN
2011-12	Cardinal	65-47	STAN
	Cardinal	76-57	USC(10)
2012-13	Cardinal	71-36	UW
2013-14	Huskies	87-82	UW
	Cardinal	83-60	STAN
2014-15	Cardinal	60-56	UW
	Cardinal	82-69	STAN
2015-16	Cardinal	69-53	STAN
	Huskies	73-65	SEA
	Huskies		



since becoming a member of the Pac-12

2018-19	Cardinal	91-54	STAN
	Cardinal	72-53	UW
	Cardinal	72-61	LV(14)

STANFORD vs. WASHINGTON STATE
Pac-12: Cardinal leads series, 63-0

1986-87	Cardinal	71-67	WSU
	Cardinal	73-61	STAN
1987-88	Cardinal	59-54	WSU
	Cardinal	66-53	STAN
1988-89	Cardinal	89-60	STAN
	Cardinal	89-67	WSU
1989-90	Cardinal	92-70	STAN
	Cardinal	90-64	WSU
1990-91	Cardinal	80-74	WSU
	Cardinal	93-63	STAN
1991-92	Cardinal	89-71	WSU
	Cardinal	86-63	STAN
1992-93	Cardinal	78-44	WSU
	Cardinal	100-56	STAN
1993-94	Cardinal	82-67	WSU
	Cardinal	87-58	STAN
1994-95	Cardinal	94-59	STAN
	Cardinal	81-47	WSU
1995-96	Cardinal	66-50	STAN
	Cardinal	87-63	WSU
1996-97	Cardinal	84-75	WSU
	Cardinal	82-45	STAN
1997-98	Cardinal	91-53	STAN
	Cardinal	92-74	WSU
1998-99	Cardinal	77-65	WSU
	Cardinal	77-54	STAN
1999-00	Cardinal	83-67	WSU
	Cardinal	78-73	STAN
2000-01	Cardinal	84-67	STAN
	Cardinal	87-78	WSU
2001-02	Cardinal	104-57	WSU
	Cardinal	76-50	STAN
2002-03	Cardinal	85-56	STAN
	Cardinal	84-41	WSU
2003-04	Cardinal	90-69	WSU
	Cardinal	91-67	STAN
2004-05	Cardinal	72-39	STAN
	Cardinal	69-56	WSU
2005-06	Cardinal	76-56	WSU
	Cardinal	78-47	STAN
2006-07	Cardinal	63-55	WSU
	Cardinal	60-34	STAN
2007-08	Cardinal	105-47	STAN
	Cardinal	74-52	WSU
2008-09	Cardinal	102-53	STAN
	Cardinal	76-46	WSU
2009-10	Cardinal	80-43	STAN
	Cardinal	98-67	WSU
2010-11	Cardinal	94-50	WSU
	Cardinal	100-59	STAN
2011-12	Cardinal	75-41	STAN
2012-13	Cardinal	72-50	WSU
	Cardinal	79-60	SEA(12)
2013-14	Cardinal	77-69	WSU
	Cardinal	84-64	STAN
2014-15	Cardinal	86-76	OT WSU
	Cardinal	75-56	STAN
2015-16	Cardinal	69-52	STAN
2016-17	Cardinal	76-54	WSU
	Cardinal	66-36	SEA
2017-18	Cardinal	70-57	STAN
2018-19	Cardinal	85-64	STAN
	Cardinal	67-42	WSU

UCLA vs. USC
Pac-12: Trojans lead series, 41-27

1986-87	Trojans	76-72	UCLA
	Trojans	81-75	USC
1987-88	Trojans	67-56	UCLA
	Trojans	86-63	USC
1988-89	Bruins	72-62	USC
	Trojans	90-75	UCLA
1989-90	Bruins	83-68	USC
	Bruins	76-72	UCLA
1990-91	Trojans	73-69	UCLA
	Bruins	83-79	USC

1991-92	Trojans	62-60	USC
	Trojans	73-71	USC
1992-93	Trojans	73-60	USC
	Trojans	66-57	UCLA
1993-94	Trojans	85-70	USC
	Trojans	83-66	UCLA
1994-95	Trojans	56-55	UCLA
	Trojans	70-65	USC
1995-96	Trojans	96-77	USC
	Bruins	80-64	UCLA
1996-97	Trojans	60-56	UCLA
	Trojans	87-74	USC
1997-98	Bruins	74-68	USC
	Bruins	87-73	UCLA
1998-99	Bruins	94-53	UCLA
	Bruins	82-64	USC
1999-00	Bruins	82-62	UCLA
	Trojans	69-73	USC
2000-01	Bruins	65-53	UCLA
	Trojans	61-56	USC
2001-02	Trojans	67-57	UCLA
	Trojans	71-58	USC
2002-03	Bruins	72-64	UCLA
	Trojans	72-68	USC
2003-04	Trojans	64-51	USC
	Bruins	68-64	UCLA
2004-05	Bruins	62-61	UCLA
	Trojans	77-80	USC
2005-06	Trojans	73-70	USC
	Trojans	77-73	UCLA
2006-07	Trojans	75-72	UCLA
	Trojans	62-55	USC
2007-08	Trojans	64-56	USC
	Trojans	49-36	UCLA
	Bruins	73-52	SJ(10)
2008-09	Bruins	87-75	UCLA
	Trojans	87-76	USC
2009-10	Trojans	70-63	USC
	Bruins	74-56	UCLA
	Bruins	59-53	USC(6)
2010-11	Bruins	61-42	UCLA
	Bruins	74-67	USC
2011-12	Trojans	47-43	UCLA
	Trojans	66-54	USC
2012-13	Bruins	68-54	USC
	Bruins	63-58	UCLA
2013-14	Bruins	56-54	UCLA
	Trojans	54-68	USC
2014-15	Bruins	59-52	USC
	Bruins	71-60	UCLA
2015-16	Bruins	78-73	UCLA
	Trojans	71-68	USC
2016-17	Bruins	74-59	USC
	Bruins	71-67	UCLA
2017-18	Bruins	59-46	UCLA
	Bruins	84-70	USC
2018-19	Bruins	72-65	USC
	Trojans	72-67	UCLA

UCLA vs. UTAH
Pac-12: Bruins lead series, 13-0

2011-12	Bruins	65-60	UTAH
2012-13	Bruins	70-42	UCLA
	Bruins	54-43	SEA(12)
2013-14	Bruins	55-38	UCLA
	Bruins	62-52	UTAH
2014-15	Bruins	49-46	UTAH
	Bruins	58-45	UCLA
2015-16	Bruins	69-63	UTAH
2016-17	Bruins	67-56	UCLA
2017-18	Bruins	81-74	UTAH
	Bruins	78-71	OT UCLA
2018-19	Bruins	100-90	UTAH
	Bruins	76-60	UCLA

UCLA vs. WASHINGTON
Pac-12: Huskies lead series, 34-28

1986-87	Huskies	77-64	UW
	Huskies	82-69	UCLA
1987-88	Huskies	82-76	UW
	Huskies	84-70	UCLA
1988-89	Huskies	79-68	UW
	Huskies	64-62	UCLA

1989-90	Huskies	76-63	UCLA
	Huskies	83-68	UW
1990-91	Huskies	75-71	UW
	Huskies	64-54	UCLA
1991-92	Bruins	91-60	UCLA
	Bruins	65-62	UW
1992-93	Bruins	68-59	UCLA
	Huskies	80-72	UW
1993-94	Huskies	86-81	UCLA
	Bruins	65-62	UW
1994-95	Huskies	81-68	UW
	Huskies	57-54	UCLA
1995-96	Huskies	78-66	UCLA
	Huskies	70-48	UW
1996-97	Huskies	98-75	UW
	Huskies	76-75	UCLA
1997-98	Bruins	80-59	UW
	Bruins	96-72	UCLA
1998-99	Bruins	90-53	UCLA
	Huskies	96-85	UW
1999-00	Bruins	90-54	UCLA
	Bruins	85-66	UW
2000-01	Huskies	73-54	UW
	Bruins	81-56	UCLA
2001-02	Huskies	86-53	UW
	Huskies	68-48	UCLA
2002-03	Bruins	72-46	UCLA
	Huskies	111-77	UW
2003-04	Bruins	65-60	UCLA
	Huskies	64-59	UW
2004-05	Bruins	74-62	UW
	Bruins	86-81	UCLA
2005-06	Huskies	96-75	UW
	Bruins	83-75	UCLA
2006-07	Huskies	72-67	UW
	Bruins	73-67	UCLA
2007-08	Bruins	59-57	UW
	Bruins	75-68	UCLA
2008-09	Bruins	74-66	UCLA
	Huskies	59-49	UW
2009-10	Bruins	69-65	UW
	Bruins	73-55	UCLA
2010-11	Bruins	60-48	UW
	Bruins	60-42	UCLA
2011-12	Bruins	79-73	OT UCLA
	Huskies	67-59	UW
2012-13	Bruins	85-68	UCLA
	Bruins	65-61	UW
2013-14	Huskies	70-58	UCLA
2014-15	Huskies	74-61	UW
2015-16	Huskies	64-56	WASH
	Bruins	63-59	UCLA
2016-17	Huskies	82-70	UW
	Bruins	90-79	UCLA
2017-18	Bruins	86-69	UW
2018-19	Bruins	76-60	UCLA

UCLA vs. WASHINGTON STATE
Pac-12: Bruins lead series, 55-8

1986-87	Bruins	67-63	WSU
	Bruins	81-56	UCLA
1987-88	Cougars	53-52	WSU
	Bruins	74-60	UCLA
1988-89	Bruins	82-69	WSU
	Bruins	91-72	UCLA
1989-90	Bruins	84-74	UCLA
	Cougars	84-72	WSU
1990-91	Cougars	78-77	WSU
	Bruins	78-70	UCLA
1991-92	Bruins	80-75	UCLA
	Bruins	76-68	WSU
1992-93	Bruins	82-75	UCLA
	Bruins	77-74	WSU
1993-94	Bruins	108-76	UCLA
	Bruins	81-74	WSU
1994-95	Cougars	85-80	WSU
	Bruins	71-57	UCLA
1995-96	Bruins	85-75	UCLA
	Cougars	88-81	OT WSU
1996-97	Bruins	77-73	WSU
	Bruins	85-63	UCLA
1997-98	Bruins	76-70	WSU
	Bruins	80-74	UCLA

1998-99	Bruins	100-70	UCLA
	Bruins	104-70	WSU
1999-00	Bruins	87-60	UCLA
	Bruins	96-86	WSU
2000-01	Cougars	74-52	WSU
	Bruins	93-61	UCLA
2001-02	Bruins	76-64	WSU
	Bruins	79-55	UCLA
2002-03	Bruins	93-51	UCLA
	Bruins	86-70	WSU
2003-04	Bruins	78-58	UCLA
	Bruins	78-57	WSU
2004-05	Bruins	89-69	WSU
	Bruins	68-63	UCLA
2005-06	Bruins	73-63	WSU
	Bruins	77-50	UCLA
2006-07	Bruins	74-71	WSU
	Bruins	73-70	UCLA
	Bruins	72-58	SJ(5)
2007-08	Bruins	76-56	WSU
	Bruins	68-56	UCLA
2008-09	Bruins	83-48	UCLA
	Bruins	65-50	WSU
2009-10	Bruins	59-56	WSU
	Bruins	93-58	UCLA
2010-11	Bruins	80-55	WSU
	Bruins	66-48	UCLA
2011-12	Bruins	73-52	UCLA
	Cougars	76-65	WSU
2012-13	Bruins	78-52	UCLA
	Bruins	80-65	WSU
2013-14	Bruins	79-72	UCLA
2014-15	Bruins	75-41	WSU
2015-16	Bruins	75-73	WSU
	Bruins	73-61	UCLA
2016-17	Cougars	82-73	WSU
	Bruins	67-48	UCLA
2017-18	Bruins	79-71	WSU
2018-19	Bruins	83-56	UCLA

USC vs. UTAH
Pac-12: Trojans lead series, 9-3

2011-12	Utes	63-55	UTAH
2012-13	Utes	63-60	USC
2013-14	Trojans	55-47	USC
	Trojans	67-57	UTAH
2014-15	Trojans	46-43	UTAH
	Trojans	73-54	USC
2015-16	Trojans	70-59	UTAH
2016-17	Utes	58-53	USC
2017-18	Trojans	58-47	UTAH
	Trojans	53-52	OT USC
2018-19	Trojans	84-80	UTAH
	Trojans	83-77	OT USC

USC vs. WASHINGTON
Pac-12: Huskies lead series, 39-28

1986-87	Huskies	73-61	UW
	Trojans	91-67	USC
1987-88	Huskies	82-80	UW
	Trojans	77-74	USC
1988-89	Huskies	104-73	UW
	Huskies	75-67	USC
1989-90	Huskies	68-47	USC
	Huskies	76-40	UW
1990-91	Huskies	77-63	UW
	Trojans	69-62	USC
1991-92	Trojans	74-67	USC
	Trojans	62-58	UW
1992-93	Trojans	74-61	USC
	Trojans	46-45	UW
1993-94	Trojans	81-70	USC
	Huskies	63-55	UW
1994-95	Huskies	67-53	UW
	Huskies	75-72	USC
1995-96	Huskies	69-67	USC
	Huskies	73-67	UW
1996-97	Trojans	69-68	UW
	Huskies	71-66	USC

since becoming a member of the Pac-12

2000-01	Huskies	91-79	OT	UW
	Trojans	88-76		USC
2001-02	Huskies	80-79	OT	UW
	Huskies	69-63		USC
	Huskies	97-87		UW (4)
2002-03	Huskies	83-81	OT	USC
	Huskies	94-76		UW
	Huskies	64-63		SJ (5)
2003-04	Trojans	70-50		USC
	Huskies	72-70		UW
	Huskies	67-50		SJ(5)
2004-05	Trojans	62-52		UW
	Trojans	73-68		USC
2005-06	Trojans	64-61		UW
	Huskies	87-79	OT2	USC
	Trojans	70-67		SJ(5)
2006-07	Huskies	76-60		UW
	Trojans	78-58		USC
	Trojans	81-77		SJ(5)
2007-08	Huskies	60-45		UW
	Trojans	68-52		USC
2008-09	Trojans	90-82		USC
	Trojans	77-53		UW
2009-10	Trojans	69-65		UW
	Trojans	56-51		USC
2010-11	Trojans	60-51		UW
	Trojans	65-61	OT	USC
2011-12	Huskies	67-61		USC
	Trojans	62-55		UW
2012-13	Trojans	81-72		USC
	Huskies	61-58		UW
2013-14	Huskies	63-55		USC
2014-15	Huskies	60-48		UW
2015-16	Huskies	69-60		UW
	Huskies	61-53		USC
2016-17	Huskies	77-67		UW
	Huskies	87-74		USC
2017-18	Trojans	72-61		UW
2017-18	Trojans	82-57		USC

USC vs. WASHINGTON STATE
Pac-12: Trojans lead series, 49-18

1986-87	Trojans	95-55		WSU
	Trojans	89-55		USC
1987-88	Cougars	77-60		WSU
	Trojans	86-64		USC
1988-89	Cougars	85-69		WSU
	Trojans	87-67		USC
1989-90	Cougars	70-59		USC
	Cougars	73-64		WSU
1990-91	Cougars	74-47		WSU
	Trojans	69-51		USC
1991-92	Trojans	71-65		USC
	Trojans	67-63		WSU
1992-93	Trojans	69-63		USC
	Trojans	55-52		WSU
1993-94	Trojans	101-70		USC
	Trojans	82-62		WSU
1994-95	Cougars	62-61		WSU
	Trojans	92-64		USC
1995-96	Cougars	90-86		USC
	Trojans	87-81		WSU
1996-97	Trojans	70-63		WSU
	Trojans	101-59		USC
1997-98	Trojans	57-48		WSU
	Cougars	68-65		USC
1998-99	Cougars	65-58		USC
	Cougars	61-53		WSU
1999-00	Trojans	71-61		USC
	Trojans	62-59		WSU
2000-01	Cougars	79-78		WSU
	Trojans	84-51		USC
2001-02	Trojans	87-66		WSU
	Trojans	79-38		USC
2002-03	Trojans	92-44		USC
	Trojans	89-36		WSU
	Trojans	53-46		SJ(5)
2003-04	Trojans	82-52		USC
	Trojans	83-47		WSU
2004-05	Trojans	77-75		WSU
	Trojans	69-62		USC
2005-06	Trojans	81-60		WSU
	Trojans	75-67		USC
2006-07	Trojans	62-56		WSU
	Trojans	65-47		USC
2007-08	Trojans	62-58		WSU
	Trojans	64-46		USC

2008-09	Trojans	75-57		USC
	Trojans	68-57		WSU
2009-10	Trojans	61-51		WSU
	Cougars	64-52		USC
2010-11	Trojans	72-57		WSU
	Trojans	74-67		USC
	Trojans	78-66		USC(8)
2011-12	Trojans	67-62		USC
	Trojans	65-54		WSU
	Trojans	69-55		USC(10)
2012-13	Trojans	61-59		USC
	Cougars	57-54		WSU
2013-14	Cougars	79-75		USC
2014-15	Cougars	68-62		WSU
2015-16	Cougars	73-61		WSU
	Trojans	64-62		USC
	Trojans	77-73		SEA
2016-17	Cougars	74-57		WSU
	Trojans	80-64		USC
2017-18	Trojans	73-72		WSU
	Trojans	47-44		SEA
2018-19	Trojans	81-73		USC

UTAH vs. WASHINGTON
Pac-12: Series tied, 9-9

2011-12	Utes	49-36	OT	UW
	Huskies	52-39		UW(4)
2012-13	Utes	60-48		UTAH
2013-14	Huskies	53-52	OT	UW
	Huskies	67-66		UTAH
	Utes	65-53		SEA(12)
2014-15	Huskies	63-51		UW
	Utes	69-61		UTAH
	Huskies	75-64		SEA
2015-16	Utes	88-83		UTAH
	Huskies	73-60		UW
2016-17	Huskies	82-53		UTAH
	Huskies	84-77		UW
2017-18	Utes	74-65		UTAH
	Utes	81-46		UW
2018-19	Utes	58-43		UW
	Utes	88-56		UTAH
2018-19	Huskies	64-54		LV(14)

UTAH vs. WASHINGTON STATE
Pac-12: Utes lead series, 9-5

2011-12	Cougars	60-43		WSU
2012-13	Utes	59-47		UTAH
2013-14	Utes	59-57		WSU
	Cougars	83-73		UTAH
2014-15	Cougars	63-54		WSU
	Cougars	61-52		UTAH
2015-16	Utes	73-71		UTAH
	Utes	75-69		WSU
2016-17	Cougars	61-55		WSU
	Utes	74-57		UTAH
2017-18	Utes	81-79		WSU
	Utes	54-50		UTAH
2018-19	Utes	72-68		WSU
	Utes	75-67		UTAH

WASHINGTON vs. WASHINGTON STATE
Pac-12: Huskies lead series, 56-8

1986-87	Huskies	79-71		UW
	Huskies	91-57		WSU
1987-88	Huskies	81-72		WSU
	Huskies	76-58		UW
1988-89	Huskies	84-64		UW
	Huskies	69-63		WSU
1989-90	Huskies	85-54		WSU
	Huskies	76-57		UW
1990-91	Huskies	77-61		UW
	Huskies	69-56		WSU
1991-92	Huskies	73-68		WSU
	Huskies	80-73		UW
1992-93	Cougars	75-72	OT	UW
	Huskies	77-62		WSU
1993-94	Huskies	85-69		WSU
	Huskies	89-64		UW
1994-95	Huskies	82-64		UW
	Cougars	72-67		WSU
1995-96	Huskies	93-76		WSU
	Huskies	78-60		UW
1996-97	Huskies	78-56		UW
	Huskies	65-45		WSU
1997-98	Huskies	73-58		WSU
	Huskies	81-63		UW

1998-99	Huskies	91-69		UW
	Huskies	72-70		WSU
1999-00	Huskies	56-55		UW
	Huskies	64-56		WSU
2000-01	Huskies	91-71		WSU
	Huskies	80-64		UW
2001-02	Huskies	98-64		UW
	Huskies	75-68		WSU
2002-03	Huskies	77-69		WSU
	Huskies	73-49		UW
2003-04	Huskies	72-54		UW
	Huskies	82-64		WSU
2004-05	Huskies	68-61		WSU
	Huskies	76-72		UW
2005-06	Huskies	73-70		WSU
	Huskies	83-57		UW
2006-07	Huskies	86-64		WSU
	Huskies	81-49		UW
2007-08	Huskies	61-46		WSU
	Huskies	84-40		UW
2008-09	Huskies	71-54		UW
	Huskies	62-55		WSU
2009-10	Huskies	76-70	OT	WSU
	Huskies	70-54		UW
2010-11	Huskies	64-52		UW
	Huskies	65-48		WSU
2011-12	Huskies	60-51		WSU
	Huskies	60-56		UW
2012-13	Huskies	60-53		UW
	Huskies	79-72		WSU
2013-14	Cougars	82-80		WSU
	Cougars	85-76		UW
2014-15	Cougars	83-72		UW
	Huskies	83-43		WSU
2015-16	Huskies	79-64		WSU
	Huskies	69-63		UW
2016-17	Huskies	94-63		UW
	Huskies	87-44		WSU
2017-18	Cougars	78-75	OT	WSU
	Huskies	56-49		UW
2018-19	Cougars	79-76		UW
	Cougars	94-61		WSU

- (1) NCAA Tournament, Las Vegas, Nev.
- (2) NCAA Tournament, Seattle, Wash.
- (3) State Farm Pac-10 Tournament, McArthur Court, Eugene, Ore.
- (4) Postseason WNIT
- (5) State Farm Pac-10 Tournament, HP Pavilion, San Jose, Calif.
- (6) State Farm Pac-10 Tournament, Galen Center, Los Angeles, Calif.
- (7) Kona Classic, Kona, Hawai'i
- (8) Pacific Life Pac-10 Tournament, Galen Center, Los Angeles, Calif.
- (9) Pacific Life Pac-10 Tournament, STAPLES CENTER, Los Angeles, Calif.
- (10) Pacific Life Pac-12 Tournament, Galen Center, Los Angeles, Calif.
- (11) Pacific Life Pac-12 Tournament, STAPLES CENTER, Los Angeles, Calif.
- (12) Pac-12 Tournament, KeyArena, Seattle, Wash.
- (13) NCAA Tournament, Lexington, Ky.
- (14) Pac-12 Tournament, MGM Grand Garden Arena, Las Vegas, Nev.



1976-77

- Delta State
- Immaculata
- St. Joseph's
- Cal State Fullerton
- Tennessee
- Tennessee Tech
- Wayland Baptist
- Montclair State
- Stephen F. Austin
- North Carolina State
- Louisiana State
- Baylor
- UCLA**
- Old Dominion
- SE Louisiana
- Maryland
- Michigan State
- Mississippi College
- Southern Connecticut
- Kansas State

1977-78

- Tennessee
- Wayland Baptist
- North Carolina State
- Montclair State
- UCLA**
- Maryland
- Queens College
- Valdosta State
- Delta State
- Louisiana State
- St. Joseph's
- Old Dominion
- Missouri
- Stephen F. Austin
- Texas
- Ohio State
- Penn State
- Southern Connecticut
- Memphis State
- Mississippi

1978-79

- Old Dominion
- Louisiana Tech
- Tennessee
- Texas
- Stephen F. Austin
- UCLA**
- Rutgers
- Maryland
- Cheyney State
- Wayland Baptist
- North Carolina State
- Valdosta State
- Penn State
- Kansas State
- South Carolina
- Northwestern
- Nevada-Las Vegas
- Long Beach State
- Fordham
- Montclair State

1979-80

- Old Dominion
- Tennessee
- Louisiana Tech
- South Carolina
- Stephen F. Austin
- Maryland
- Texas
- Rutgers
- Long Beach State
- North Carolina State
- Kansas
- Cheyney State
- Kansas State
- Kentucky
- Northwestern
- Mercer
- OREGON**
- Central Missouri State
- San Francisco
- Brigham Young

1980-81

- Louisiana Tech
- Tennessee
- Old Dominion
- USC**
- Cheyney State
- Long Beach State
- UCLA**
- Maryland
- Rutgers
- Kansas
- Kentucky
- OREGON**
- North Carolina State
- Stephen F. Austin
- Illinois State
- Texas
- Jackson State
- Minnesota
- OREGON STATE**
- Clemson

1981-82

- Louisiana Tech
- Cheyney State
- Maryland
- Tennessee
- Texas
- USC**
- Old Dominion
- Rutgers
- Long Beach State
- Penn State
- Villanova
- North Carolina State
- Kentucky
- Kansas State
- South Carolina
- Drake
- Memphis State
- ARIZONA STATE**
- OREGON**
- Missouri

1982-83

- Louisiana Tech
- USC**
- Texas
- Old Dominion
- Cheyney State
- Maryland
- Long Beach State
- Georgia
- Tennessee
- Penn State
- Kentucky
- ARIZONA STATE**
- Mississippi
- Auburn
- Missouri
- North Carolina State
- Kansas State
- North Carolina
- OREGON STATE**
- Louisiana State

1983-84

- Texas
- Louisiana Tech
- Georgia
- Old Dominion
- USC**
- Long Beach State
- Kansas State
- Louisiana State
- Cheyney State
- Mississippi
- Missouri
- Alabama
- Northwest Louisiana
- North Carolina
- Tennessee
- North Carolina State
- Maryland
- Virginia
- Ohio State
- Tenn.-Chattanooga

1984-85

- Texas
- Northeast Louisiana
- Long Beach State
- Louisiana Tech
- Old Dominion
- Mississippi
- Ohio State
- Georgia
- Penn State
- Auburn
- WASHINGTON**
- North Carolina State
- Tennessee
- Western Kentucky
- USC**
- Nevada-Las Vegas
- St. Joseph's
- UCLA**
- Texas Tech
- San Diego State

1985-86

- Texas
- Georgia
- USC**
- Louisiana Tech
- Western Kentucky
- Virginia
- Auburn
- Long Beach State
- Louisiana State
- Rutgers
- Mississippi
- Ohio State
- Penn State
- Iowa
- Tennessee
- North Carolina
- James Madison
- Southern Illinois
- Oklahoma
- Vanderbilt

1986-87

- Texas
- Auburn
- Louisiana Tech
- Long Beach State
- Rutgers
- Georgia
- Tennessee
- Mississippi
- Iowa
- Ohio State
- James Madison
- North Carolina State
- Ohio State
- Louisiana State
- Penn State
- Southern Illinois
- Villanova
- Vanderbilt
- USC**
- WASHINGTON**

1987-88

- Tennessee
- Iowa
- Auburn
- Texas
- Louisiana Tech
- Ohio State
- Long Beach State
- Rutgers
- Maryland
- Virginia
- WASHINGTON**
- Mississippi
- STANFORD**
- James Madison
- USC**
- Montana
- Georgia
- New Mexico State
- Stephen F. Austin
- La Salle

1988-89

- Tennessee
- Auburn
- Louisiana Tech
- STANFORD**

- Maryland
- Texas
- Long Beach State
- Iowa
- Colorado
- Georgia
- Stephen F. Austin
- Mississippi
- North Carolina State
- Ohio State
- Purdue
- Nevada-Las Vegas
- South Carolina
- La Salle
- Western Kentucky
- Old Dominion

1989-90

- Louisiana Tech
- STANFORD**
- WASHINGTON**
- Tennessee
- Nevada-Las Vegas
- Stephen F. Austin
- Georgia
- Texas
- Auburn
- Iowa
- North Carolina State
- Virginia
- Northwestern
- Long Beach State
- Purdue
- Hawaii
- Northern Illinois
- Providence
- South Carolina
- Southern Mississippi
- Tennessee Tech
- Arkansas
- Louisiana State
- Mississippi
- St. Joseph's

1990-91

- Penn State
- Virginia
- Georgia
- Tennessee
- Purdue
- Auburn
- North Carolina State
- Louisiana State
- Arkansas
- Western Kentucky
- STANFORD**
- WASHINGTON**
- Connecticut
- Stephen F. Austin
- Providence
- Texas
- Nevada-Las Vegas
- Long Beach State
- Mississippi
- Rutgers
- Clemson
- Northwestern
- Iowa
- Lamar
- Oklahoma State

1991-92

- Virginia
- Tennessee
- STANFORD**
- Stephen F. Austin
- Mississippi
- Miami (Fla.)
- Iowa
- Maryland
- Penn State
- SW Missouri State
- Purdue
- Texas Tech
- Vanderbilt
- West Virginia
- Western Kentucky
- George Washington
- Kansas
- Alabama
- Texas
- Clemson
- Creighton

- Houston
- USC**
- Colorado
- UC Santa Barbara
- Vermont

1992-93

- Vanderbilt
- Tennessee
- Ohio State
- Iowa
- Texas Tech
- STANFORD**
- Auburn
- Penn State
- Virginia
- Colorado
- Maryland
- Stephen F. Austin
- Western Kentucky
- Louisiana Tech
- USC**
- Texas
- North Carolina
- Vermont
- Bowling Green
- Miami (Fla.)
- Georgia
- Nebraska
- Hawaii
- Kansas
- Northern Illinois
- Oklahoma State

1993-94

- Tennessee
- Penn State
- Connecticut
- North Carolina
- Colorado
- Louisiana Tech
- USC**
- Purdue
- Texas Tech
- Virginia
- STANFORD**
- Vanderbilt
- Iowa
- Seton Hall
- Kansas
- Alabama
- Montana
- WASHINGTON**
- Florida International
- Florida
- Boise State
- Southern Mississippi
- Mississippi
- Bowling Green
- Texas

1994-95

- Connecticut
- Colorado
- Tennessee
- STANFORD**
- Texas Tech
- Vanderbilt
- Penn State
- Louisiana Tech
- Western Kentucky
- Virginia
- North Carolina
- Georgia
- Alabama
- WASHINGTON**
- Arkansas
- Purdue
- Florida
- George Washington
- Mississippi
- Duke
- OREGON STATE**
- San Diego State
- Kansas
- North Carolina State
- Old Dominion

1995-96

- Louisiana Tech
- Connecticut
- STANFORD**
- Tennessee
- Georgia

- Old Dominion
- Iowa
- Penn State
- Texas Tech
- Alabama
- Virginia
- Vanderbilt
- Duke
- Clemson
- Purdue
- Florida
- Colorado
- Wisconsin
- Auburn
- Kansas
- Notre Dame
- OREGON STATE**
- North Carolina State
- Mississippi
- Texas A&M

1996-97

- Connecticut
- Old Dominion
- STANFORD**
- North Carolina
- Louisiana Tech
- Georgia
- Florida
- Alabama
- Louisiana State
- Tennessee
- Kansas
- Virginia
- Auburn
- Texas
- Notre Dame
- Illinois
- Texas Tech
- Colorado
- Stephen F. Austin
- Vanderbilt
- Clemson
- George Washington
- Tulane
- Michigan State
- Western Kentucky

1997-98

- Tennessee
- Old Dominion
- Connecticut
- Louisiana Tech
- STANFORD**
- Texas Tech
- North Carolina
- Duke
- ARIZONA**
- North Carolina State
- Alabama
- Fla. International
- Florida
- Clemson
- W. Kentucky
- Illinois
- Virginia
- Vanderbilt
- Stephen F. Austin
- Hawaii
- Purdue
- Drake
- Iowa
- Iowa St.
- UCLA**

1998-99

- Purdue
- Tennessee
- Louisiana Tech
- Connecticut
- Old Dominion
- Texas Tech
- Colorado State
- Notre Dame
- Rutgers
- Clemson
- Duke
- Georgia
- Virginia Tech
- North Carolina
- UCLA**
- OREGON**
- UC Santa Barbara

- 18. Penn State
- 19. Iowa State
- 20. Virginia
- 21. Louisiana State
- 22. Alabama
- 23. Tulane
- 24. Florida International
- 25. Toledo

1999-00

- 1. Connecticut
- 2. Tennessee
- 3. Louisiana Tech
- 4. Georgia
- 5. Notre Dame
- 6. Penn State
- 7. Iowa State
- 8. Rutgers
- 9. UC Santa Barbara
- 10. Duke
- 11. Texas Tech
- 12. Mississippi State
- 13. Purdue
- 14. Old Dominion
- 15. LSU
- 16. Auburn
- 17. Boston College
- 18. Oklahoma
- 19. Virginia
- 20. OREGON**
- 21. ARIZONA**
- 22. Tulane
- 23. North Carolina State
- 24. Xavier
- 25. Michigan

2000-01

- 1. Connecticut
- 2. Notre Dame
- 3. Tennessee
- 4. Georgia
- 5. Duke
- 6. Louisiana Tech
- 7. Oklahoma
- 8. Iowa State
- 9. Purdue
- 10. Vanderbilt
- 11. Rutgers
- 12. Xavier
- 13. Texas Tech
- 14. Florida
- 15. SW Missouri State
- 16. Iowa
- 17. Utah
- 18. Louisiana State
- 19. North Carolina State
- 20. Colorado
- 21. Penn State
- 22. Clemson
- 23. Baylor
- 24. Wisconsin
- 25. ARIZONA STATE**
- 25t. Virginia Tech

2001-02

- 1. Connecticut
- 2. Oklahoma
- 3. Duke
- 4. Vanderbilt
- 5. STANFORD**
- 6. Tennessee
- 7. Baylor
- 8. Louisiana Tech
- 9. Purdue
- 10. Iowa State
- 11. Kansas State
- 12. Colorado
- 13. South Carolina
- 14. Texas
- 15. Old Dominion
- 16. North Carolina
- 17. Texas Tech
- 18. Minnesota
- 19. Cincinnati
- 20. Colorado State
- 21. Boston College
- 22. Louisiana Tech
- 23. Florida International
- 24t. Florida
- 24t. Penn State

2002-03

- 1. Connecticut
- 2. Duke
- 3. Louisiana State
- 4. Tennessee
- 5. Texas
- 6. Louisiana Tech
- 7. Texas Tech
- 8. Kansas State
- 9. STANFORD**
- 10. Purdue
- 11. Villanova
- 12. North Carolina
- 13. Mississippi State
- 14. Vanderbilt
- 15. Penn State
- 16. South Carolina
- 17. Minnesota
- 18. UC Santa Barbara
- 19. Georgia
- 20. Ohio State
- 21. Wisconsin-Green Bay
- 22. ARIZONA**
- 23. Rutgers
- 24. Arkansas
- 25t. Boston College
- 25t. George Washington

2003-04

- 1. Duke
- 2. Tennessee
- 3. Purdue
- 4. Texas
- 5. Penn State
- 6. Connecticut
- 7. Louisiana Tech
- 8. Kansas State
- 9. Houston
- 10. STANFORD**
- 11. Oklahoma
- 12. North Carolina
- 13. Vanderbilt
- 14. Texas Tech
- 15. Baylor
- 16. Georgia
- 17. Colorado
- 18. Boston College
- 19. Louisiana State
- 20. TCU
- 21. Ohio State
- 22. Auburn
- 23. Michigan State
- 24. Minnesota
- 25. Villanova

2004-05

- 1. STANFORD**
- 2. LSU
- 3. Tennessee
- 4. North Carolina
- 5. Duke
- 6. Baylor
- 7. Michigan State
- 8. Ohio State
- 9. Rutgers
- 10. Notre Dame
- 11. Texas
- 12. Minnesota
- 13. Connecticut
- 14. Texas Tech
- 15. Temple
- 16. DePaul
- 17. Kansas State
- 18. Iowa State
- 19. Vanderbilt
- 20. North Carolina State
- 21. Georgia
- 22. Penn State
- 23. Boston College
- 24. Wisconsin-Green Bay
- 25. TCU

2005-06

- 1. North Carolina
- 2. Ohio State
- 3. Maryland
- 4. Duke
- 5. LSU
- 6. Tennessee
- 7. Oklahoma
- 8. Connecticut
- 9. Rutgers
- 10. Baylor

- 11. Purdue
- 12. Georgia
- t13. STANFORD**
- 13. DePaul
- 15. ARIZONA STATE**
- 16. Michigan State
- 17. Louisiana Tech
- 18. Utah
- 19. Temple
- 20. Texas A&M
- 21. UCLA**
- 22. BYU
- 23. Bowling Green
- 24. New Mexico
- 25. Minnesota

2006-07

- 1. Duke
- 2. Connecticut
- 3. North Carolina
- 4. Tennessee
- 5. Ohio State
- 6. STANFORD**
- 7. Maryland
- 8. ARIZONA STATE**
- 9. Vanderbilt
- 10. LSU
- 11. Oklahoma
- 12. Purdue
- 13. Texas A&M
- 14. Georgia
- 15. George Washington
- 16. Middle Tennessee State
- 17. N.C. State
- 18. Baylor
- 19. Rutgers
- 20. Bowling Green
- 21. Marquette
- 22. Wisconsin Green Bay
- 23. Louisville
- 24. Michigan State
- 25. Montana

2007-08

- 1. Connecticut
- 2. North Carolina
- 3. Tennessee
- 4. STANFORD**
- 5. Maryland
- 6. LSU
- 7. Rutgers
- 8. Texas A&M
- 9. Duke
- 10. CALIFORNIA**
- 11. Old Dominion
- 12. Baylor
- 13. Oklahoma State
- 14. Oklahoma
- 15. Notre Dame
- 16. Kansas State
- 17. West Virginia
- 18. Utah
- 19. Louisville
- 20. George Washington
- 21. Vanderbilt
- 22. Marist
- 23. UTEP
- 24. Virginia
- 25. Ohio State

2008-09

- 1. Connecticut
- 2. STANFORD**
- 3. Maryland
- 4. Oklahoma
- 5. Baylor
- 6. Duke
- 7. Louisville
- 8. Auburn
- 9. Texas A&M
- 10. Ohio State
- 11. North Carolina
- 12. Florida State
- 13. CALIFORNIA**
- 14. Vanderbilt
- 15. Pittsburgh
- 16. South Dakota State
- 17. Iowa State
- 18. Tennessee
- 19. ARIZONA STATE**
- 20. Xavier
- 21. Kansas State

- 22. Florida
- 23. Notre Dame
- 24. Virginia
- 25. Texas

2009-10

- 1. Connecticut
- 2. STANFORD**
- 3. Tennessee
- 4. Nebraska
- 5. Xavier
- 6. Duke
- 7. Notre Dame
- 8. Ohio State
- 9. Texas A&M
- 10. West Virginia
- 11. Florida State
- 12. Oklahoma
- 13. Georgetown
- 14. Baylor
- 15. St. John's
- 16. Iowa State
- 17. Texas
- 18. Gonzaga
- 19. Kentucky
- 20. Oklahoma State
- 21. LSU
- 22. UCLA**
- 23. Georgia
- 24. Michigan State
- 25. Hartford

2010-11

- 1. Connecticut
- 2. STANFORD**
- 3. Baylor
- 4. Tennessee
- 5. Xavier
- 6. Duke
- 7. UCLA**
- 8. Texas
- 9. DePaul
- 10. Notre Dame
- 11. Miami (Fla.)
- 12. Michigan State
- 13. Green Bay
- 14. North Carolina
- 15. Florida State
- 16. Maryland
- 17. Kentucky
- 18. Ohio State
- 19. Marist
- 20. Gonzaga
- 21. Oklahoma
- 22. Houston
- 23. Georgetown
- 24. Georgia Tech
- 25. Marquette

2011-12

- 1. Baylor
- 2. STANFORD**
- 3. Connecticut
- 4. Notre Dame
- 5. Maryland
- 6. Duke
- 7. Delaware
- 8. Miami (Fla.)
- 9. Tennessee
- 10. UW-Green Bay
- 11. Penn State
- 12. Kentucky
- 13. Purdue
- 14. St. John's
- 15. Georgia Tech
- 16. Ohio State
- 17. Nebraska
- 18. Georgetown
- 19. Louisville
- 20. Georgia
- 21. St. Bonaventure
- 22. Texas A&M
- 23. Rutgers
- 24. Princeton
- 25. South Carolina

2012-13

- 1. Baylor
- 2. Notre Dame
- 3. Connecticut
- 4. STANFORD**
- 5. Duke
- 6. CALIFORNIA**

- 7. Kentucky
- 8. Penn State
- 9. Texas A&M
- 10. Tennessee
- 11. UCLA**
- 12. Maryland
- 13. North Carolina
- 14. Georgia
- 15. Delaware
- 16. Louisville
- 17. South Carolina
- 18. Dayton
- 19. COLORADO**
- 20. Green Bay
- 21. Purdue
- 22. Syracuse
- 23. Iowa State
- 24. Nebraska
- 25. Florida State

2013-14

- 1. Connecticut
- 2. Notre Dame
- 3. Tennessee
- 4. Louisville
- 5. Baylor
- 6. STANFORD**
- 7. West Virginia
- 8. South Carolina
- 9. Duke
- 10. Kentucky
- 11. Maryland
- 12. North Carolina
- 13. Nebraska
- 14. Penn State
- 15. Texas A&M
- 16. NC State
- 17. Purdue
- 18. Gonzaga
- 19. Iowa
- 20. Michigan State
- 21. Oklahoma State
- 22. Middle Tennessee
- 23. DePaul
- 24. CALIFORNIA**
- 25. USC**

2014-15

- 1. Connecticut
- 2. Notre Dame
- 3. South Carolina
- 4. Maryland
- 5. Baylor
- 6. Tennessee
- 7. Florida State
- 8. Louisville
- 9. ARIZONA STATE**
- 10. OREGON STATE**
- 11. Kentucky
- 12. Mississippi State
- 13. Princeton
- 14. STANFORD**
- 15. North Carolina
- 16. Duke
- 17. Chattanooga
- 18. Iowa
- 19. G. Washington
- 20. Florida Gulf Coast
- 21. Texas A&M
- 22. Northwestern
- 23. Ohio State
- 24. CALIFORNIA**
- 25. South Florida

2015-16

- 1. Connecticut
- 2. Notre Dame
- 3. South Carolina
- 4. Baylor
- 5. Maryland
- 6. OREGON STATE**
- 7. Texas
- 8. Louisville
- 9. Ohio State
- 10. UCLA**
- 11. ARIZONA STATE**
- 12. Kentucky
- 13. STANFORD**
- 14. Syracuse
- 15. Mississippi State
- 16. Michigan State
- 17. Florida State
- 18. Texas A&M

- 19. Miami
- 20. DePaul
- 21. South Florida
- 22. Colorado State
- 23. West Virginia
- 24. Oklahoma
- 25. Florida

2016-17

- 1. Connecticut
- 2. Notre Dame
- 3. South Carolina
- 4. Maryland
- 5. Baylor
- 6. STANFORD**
- 7. Mississippi State
- 8. OREGON STATE**
- 9. Duke
- 10. Florida State
- 11. Ohio State
- 12. WASHINGTON**
- 13. Louisville
- 14. Texas
- 15. UCLA**
- 16. Miami
- 17. NC State
- 18. Kentucky
- 19. DePaul
- 20. Drake
- 21. Syracuse
- 22. West Virginia
- 23. Oklahoma
- 24. Kansas State
- 25. Missouri

2017-18

- 1. Connecticut (32)
- 2. Baylor
- 3. Louisville
- 4. Mississippi State
- 5. Notre Dame
- 6. OREGON**
- 7. South Carolina
- 8. Texas
- 9. UCLA**
- 10. Ohio State
- 11. Florida State
- 12. Tennessee
- 13. OREGON STATE**
- 14. Texas A&M
- 15. STANFORD**
- 16. Maryland
- 17. Missouri
- 18. Georgia
- 19. South Florida
- 20. Duke
- 21. NC State
- 22. Green Bay
- 23. Belmont
- 24. LSU
- 25. Mercer

2018-19

- 1. Baylor (28)
- 2. Connecticut
- 3. Notre Dame
- 4. Mississippi State
- 5. Louisville
- 6. STANFORD**
- 7. OREGON**
- 8. Iowa
- 9. Maryland
- 10. NC State
- 11. OREGON STATE**
- 12. Gonzaga
- 13t. Marquette
- 13t. Iowa State
- 13t. Syracuse
- 16. South Carolina
- 17. Texas A&M
- 18. Kentucky
- 19. Miami
- 20. UCLA**
- 21. Drake
- 23. ARIZONA STATE**
- 24. Rice
- 25. Florida State



FINAL WBCA COACHES POLL

1985-86

1. Texas
2. **USC**
3. Western Kentucky
4. Georgia
5. Tennessee
6. Mississippi
7. Louisiana Tech
8. Louisiana State
9. Auburn
10. Rutgers
11. Northeast Louisiana
12. Long Beach State
13. Penn State
14. Virginia
15. North Carolina
16. James Madison
17. Ohio State
18. Oklahoma
19. Iowa
20. Montana
21. Texas Tech
22. Southern Illinois
23. Drake
24. St. Joseph's
25. Vanderbilt

1986-87

1. Tennessee
2. Louisiana Tech
3. Texas
4. Long Beach State
5. Rutgers
6. Auburn
7. Iowa
8. Ohio State
9. Georgia
10. Virginia
11. Mississippi
12. North Carolina State
13. Southern Illinois
14. **USC**
15. James Madison
16. Penn State
17. Old Dominion
18. **WASHINGTON**
19. Louisiana State
20. **OREGON**
21. Vanderbilt
22. Villanova
23. Western Kentucky
24. St. Joseph's
25. Drake

1987-88

1. Louisiana Tech
2. Auburn
3. Tennessee
4. Long Beach State
5. Texas
6. Iowa
7. Virginia
8. Maryland
9. Ohio State
10. Georgia
11. Rutgers
12. Mississippi
13. **USC**
14. **STANFORD**
15. James Madison
16. **WASHINGTON**
17. Montana
18. Stephen F. Austin
19. Western Kentucky
20. Clemson
21. St. Joseph's
22. DePaul
23. New Mexico State
24. South Carolina
25. Houston

1988-89

1. Tennessee
2. Auburn
3. Maryland
4. Louisiana Tech
5. **STANFORD**
6. Texas
7. Long Beach State
8. Mississippi
9. Ohio State
10. North Carolina State
11. Iowa
12. Nevada-Las Vegas

13. Clemson
14. Louisiana State
15. Virginia
16. Stephen F. Austin
17. Purdue
18. Georgia
19. Colorado
20. Rutgers
21. Old Dominion
22. South Carolina
23. St. Joseph's
24. Tennessee Tech
25. James Madison

1989-90

1. **STANFORD**
2. Auburn
3. Virginia
4. Louisiana Tech
5. Tennessee
6. Texas
7. **WASHINGTON**
8. Arkansas
9. Stephen F. Austin
10. North Carolina State
11. Providence
12. Mississippi
13. Georgia
14. Purdue
15. UNLV
16. South Carolina
17. Vanderbilt
18. Iowa
19. Clemson
20. Long Beach State
21. Northern Illinois
22. Northwestern
23. Southern Mississippi
24. Hawaii
25. Tennessee Tech

1990-91

1. Tennessee
2. Virginia
3. **STANFORD**
4. Connecticut
5. Auburn
6. Georgia
7. Lamar
8. Clemson
9. Penn State
10. North Carolina State
11. Western Kentucky
12. Arkansas
13. **WASHINGTON**
14. Purdue
15. James Madison
16. Oklahoma State
17. Long Beach State
18. Louisiana State
19. Stephen F. Austin
20. Vanderbilt
21. Iowa
22. UNLV
23. Northwestern
24. Providence
25. Texas

1991-92

1. **STANFORD**
2. Virginia
3. Western Kentucky
4. SW Missouri State
5. Tennessee
6. Mississippi
7. Vanderbilt
8. Maryland
9. Miami (Fla.)
10. Iowa
11. West Virginia
12. **USC**
13. Stephen F. Austin
14. Penn State
15. Texas Tech
16. Purdue
17. Alabama
18. **UCLA**
19. Clemson
20. George Washington
21. UC Santa Barbara
22. Vermont
23. Texas
24. Creighton
25. Kansas

1992-93

1. Texas Tech
2. Ohio State
3. Iowa
4. Vanderbilt
5. Tennessee
6. Virginia
7. **STANFORD**
8. Louisiana Tech
9. Colorado
10. Auburn
11. Stephen F. Austin
12. Western Kentucky
13. Penn State
14. **USC**
15. North Carolina
16. Georgetown
17. SW Missouri State
18. Maryland
19. Texas
20. Miami (Fla.)
21. Georgia
22. Nebraska
23. Vermont
24. Hawaii
25. Alabama

1993-94

1. North Carolina
2. Louisiana Tech
3. Purdue
4. Alabama
5. Tennessee
6. Penn State
7. Connecticut
8. **STANFORD**
9. **USC**
10. Colorado
11. Texas Tech
12. Virginia
13. Vanderbilt
14. Seton Hall
15. Iowa
16. Southern Mississippi
17. Kansas
18. Montana
19. Texas A&M
20. Mississippi
21. **WASHINGTON**
22. Clemson
23. Texas
24. Florida International
25. Florida

1994-95

1. Connecticut
2. Tennessee
3. **STANFORD**
4. Georgia
5. Colorado
6. Virginia
7. Texas Tech
8. Vanderbilt
9. Purdue
10. Louisiana Tech
11. North Carolina
12. Western Kentucky
13. **WASHINGTON**
14. Alabama
15. George Washington
16. Penn State
17. Duke
18. Florida
19. NC State
20. Arkansas
21. **OREGON STATE**
22. Mississippi
23. Kansas
24. Drake
25. Montana

1995-96

1. Tennessee
2. Georgia
3. Connecticut
4. **STANFORD**
5. Louisiana Tech
6. Virginia
7. Vanderbilt
8. Auburn
9. Iowa
10. Old Dominion
11. Alabama
12. Texas Tech

13. Penn State
14. Stephen F. Austin
15. Kansas
16. San Francisco
17. Clemson
18. Colorado
19. Duke
20. Wisconsin
21. Notre Dame
22. Florida
23. DePaul
24. Colorado State
25. Texas

1996-97

1. Tennessee
2. Old Dominion
3. **STANFORD**
4. Connecticut
5. Notre Dame
6. Florida
7. Georgia
8. Louisiana Tech
9. North Carolina
10. George Washington
11. Alabama
12. Louisiana State
13. Illinois
14. Virginia
15. Colorado
16. Kansas
17. Vanderbilt
18. Texas
19. Texas Tech
20. Auburn
21. Michigan State
22. Stephen F. Austin
23. Purdue
24. Tulane
25. Clemson

1997-98

1. Tennessee
2. Louisiana Tech
3. North Carolina
4. NC State
5. Connecticut
6. Old Dominion
7. Arkansas
8. Duke
9. **ARIZONA**
10. Texas Tech
11. Purdue
12. Florida
13. Alabama
14. Illinois
15. **STANFORD**
16. Rutgers
17. Notre Dame
18. Florida International
19. Western Kentucky
20. **UCLA**
21. Clemson
22. Kansas
23. Virginia
24. Iowa State
25. Vanderbilt

1998-99

1. Purdue
2. Duke
3. Louisiana Tech
4. Tennessee
5. Georgia
6. Rutgers
7. **UCLA**
8. Connecticut
9. Texas Tech
10. Old Dominion
11. Iowa State
12. Colorado State
13. Clemson
14. Virginia Tech
15. North Carolina
16. Louisiana State
17. Notre Dame
18. Penn State
19. **OREGON**
20. SW Missouri State
20. Virginia
22. Kansas
23. UC Santa Barbara
24. Xavier
25. Alabama

1999-00

1. Connecticut
2. Tennessee
3. Penn State
4. Rutgers
5. Georgia
6. Louisiana Tech
7. Texas Tech
8. LSU
9. Notre Dame
10. Iowa State
11. Duke
12. Old Dominion
13. Oklahoma
14. Virginia
15. Mississippi State
16. Purdue
17. Boston College
18. North Carolina
19. Auburn
20. **ARIZONA**
21. UC Santa Barbara
22. UAB
23. NC State
24. Tulane
25. Vanderbilt

2000-01

1. Notre Dame
2. Purdue
3. Connecticut
4. SW Missouri State
5. Tennessee
6. Louisiana Tech
7. Vanderbilt
8. Duke
9. Xavier
10. Oklahoma
11. Texas Tech
12. Iowa State
13. Georgia
14. **WASHINGTON**
15. Utah
16. NC State
17. Rutgers
18. Florida
19. Missouri
20. Louisiana State
21. Iowa
22. Clemson
23. Colorado
24. Villanova
25. Florida State

2001-02

1. Connecticut
2. Oklahoma
3. Tennessee
4. Duke
5. Vanderbilt
6. South Carolina
7. Old Dominion
8. **STANFORD**
9. Colorado
10. Kansas State
11. North Carolina
12. Texas Tech
13. Texas
14. Purdue
15. Baylor
16. Iowa State
17. Brigham Young
18. Penn State
19. Louisiana Tech
20. Drake
21. Minnesota
22. Louisiana State
23. Cincinnati
24. Colorado State
25. TCU

2002-03

1. Connecticut
2. Tennessee
3. Texas
4. Duke
5. LSU
6. Texas Tech
7. Purdue
8. Villanova
9. Louisiana Tech
10. Kansas State
11. Georgia
12. Penn State

13. Minnesota
14. **STANFORD**
15. North Carolina
16. Mississippi State
17. Boston College
18. South Carolina
19. Colorado
20. Vanderbilt
21. Notre Dame
22. UC Santa Barbara
23. New Mexico
24. Wisconsin-Green Bay
25. Arkansas

2003-04

1. Connecticut
2. Tennessee
3. LSU
4. Minnesota
5. Duke
6. Penn State
7. **STANFORD**
8. Georgia
9. Purdue
10. Texas
11. Baylor
12. Louisiana Tech
13. Vanderbilt
14. Boston College
15. Kansas State
16. Houston
17. Texas Tech
18. Oklahoma
19. UC Santa Barbara
20. Notre Dame
21. North Carolina
22. TCU
23. Auburn
24. Colorado
25. DePaul

2004-05

1. Baylor
2. Michigan State
3. LSU
4. Tennessee
5. **STANFORD**
6. North Carolina
7. Rutgers
8. Duke
9. Ohio State
10. Connecticut
11. Minnesota
12. Texas Tech
13. Georgia
14. Vanderbilt
15. Notre Dame
16. **ARIZONA STATE**
17. Texas
18. Temple
19. Kansas State
20. DePaul
21. Liberty
22. **USC**
23. Boston College
24. Maryland
25. Iowa State

2005-06

1. Maryland
2. Duke
3. North Carolina
4. LSU
5. Tennessee
6. Connecticut
7. **STANFORD**
8. Oklahoma
9. Rutgers
10. Ohio State
11. Purdue
12. Utah
13. Georgia
14. Baylor
15. DePaul
16. Michigan State
17. **ARIZONA STATE**
18. **UCLA**
19. Boston College
20. BYU
21. New Mexico
22. Vanderbilt
23. Temple
24. Louisiana Tech
25. George Washington

2006-07

1. Tennessee
2. Rutgers
3. North Carolina
4. LSU
5. Connecticut
6. Duke
7. Purdue
8. **ARIZONA STATE**
9. Oklahoma
10. Mississippi
11. George Washington
12. NC State
13. Georgia
14. Maryland
15. Bowling Green
16. **STANFORD**
17. Vanderbilt
18. Ohio State
19. Florida State
20. Baylor
21. Texas A&M
22. Marist
23. Middle Tennessee
24. Louisville
25. Michigan State

2007-08

1. Tennessee
2. **STANFORD**
3. Connecticut
4. LSU
5. North Carolina
6. Rutgers
7. Maryland
8. Texas A&M
9. Duke
10. Old Dominion
11. Oklahoma State
12. Louisville
13. Notre Dame
14. George Washington
15. Vanderbilt
16. Pittsburgh
17. Baylor
18. **CALIFORNIA**
19. Oklahoma
20. West Virginia
21. Kansas State
22. Virginia
23. Marist
24. Georgia
25. Texas-El Paso

2008-09

1. Connecticut
2. Louisville
3. **STANFORD**
4. Oklahoma
5. Maryland
6. Baylor
7. Texas A&M
8. Vanderbilt
9. Ohio State
10. **CALIFORNIA**
11. Iowa State
12. **ARIZONA STATE**
13. Auburn
14. Duke
15. Pittsburgh
16. Purdue
17. North Carolina
18. Florida State
19. South Dakota State
20. Kansas State
21. Rutgers
22. Michigan State
23. Florida
24. Virginia
25. Xavier

2009-10

1. Connecticut
2. **STANFORD**
3. Oklahoma
4. Baylor
5. Xavier
6. Duke
7. Nebraska
8. Tennessee
- 9t. Kentucky
- 9t. Florida State
11. Notre Dame

12. Gonzaga
13. Iowa State
14. Texas A&M
15. Ohio State
16. West Virginia
17. Georgetown
18. St. John's
19. Georgia
20. San Diego State
21. Mississippi State
22. Oklahoma State
23. **UCLA**
24. Vanderbilt
- 25t. LSU
- 25t. Texas

2010-11

1. Texas A&M
2. Notre Dame
3. Connecticut
4. **STANFORD**
5. Baylor
6. Tennessee
7. Duke
8. Gonzaga
9. Green Bay
10. DePaul
11. Xavier
12. North Carolina
13. **UCLA**
14. Georgetown
15. Oklahoma
16. Miami (Fla.)
17. Ohio State
18. Michigan State
19. Louisville
20. Florida State
21. Marist
22. Kentucky
23. Maryland
24. Georgia
25. Marquette

2011-12

1. Baylor
2. Notre Dame
3. **STANFORD**
4. Connecticut
5. Maryland
6. Duke
7. Tennessee
8. Kentucky
9. Penn State
10. Georgia Tech
11. Miami (Fla.)
12. Texas A&M
13. UW-Green Bay
14. Delaware
15. St. John's
16. Louisville
17. Georgetown
18. Purdue
19. Gonzaga
20. Georgia
21. South Carolina
22. Ohio State
23. St. Bonaventure
24. DePaul
25. Kansas

2012-13

1. Connecticut
2. Notre Dame
3. Louisville
4. Baylor
5. **CALIFORNIA**
6. Duke
7. **STANFORD**
8. Kentucky
9. Tennessee
10. Georgia
11. Maryland
12. Penn State
13. Delaware
14. Texas A&M
15. **UCLA**
16. Dayton
16. South Carolina
18. Nebraska
19. North Carolina
20. Purdue
21. LSU
22. Iowa State

23. Oklahoma
24. Green Bay
25. Kansas

2013-14

1. Connecticut
2. Notre Dame
3. **STANFORD**
4. Maryland
5. Louisville
6. Baylor
7. North Carolina
8. Tennessee
9. South Carolina
10. Texas A&M
11. Kentucky
12. West Virginia
13. Duke
14. Penn State
15. Oklahoma State
16. DePaul
17. Nebraska
18. BYU
19. Purdue
20. **CALIFORNIA**
21. NC State
22. Gonzaga
23. Michigan State
24. LSU
25. **OREGON STATE**

2014-15

1. Connecticut
2. Notre Dame
3. South Carolina
4. Maryland
5. Baylor
6. Tennessee
7. Florida State
8. **ARIZONA STATE**
9. North Carolina
10. Louisville
11. Iowa
12. Duke
13. **OREGON STATE**
14. **STANFORD**
15. Princeton
16. Kentucky
17. Dayton
18. Mississippi State
19. Gonzaga
20. Ohio State
21. Florida Gulf Coast
22. Texas
23. Rutgers
24. South Florida
25. George Washington

2015-16

1. Connecticut
2. **OREGON STATE**
3. Syracuse
4. Baylor
5. South Carolina
6. Notre Dame
7. Texas
8. **WASHINGTON**
9. Maryland
10. Ohio State
11. **STANFORD**
12. Florida State
13. **UCLA**
14. Louisville
15. Kentucky
16. **ARIZONA STATE**
17. DePaul
18. Mississippi State
19. Tennessee
20. Texas A&M
21. Michigan State
22. South Florida
23. Oklahoma
24. Miami (Fla.)
25. West Virginia

2016-17

1. South Carolina
2. Mississippi State
3. Connecticut
4. **STANFORD**
5. Notre Dame
6. Baylor
7. Florida State

8. Maryland
9. **OREGON STATE**
10. Ohio State
11. **WASHINGTON**
12. Louisville
13. **UCLA**
14. Texas
15. Duke
16. **OREGON**
17. NC State
18. DePaul
19. Miami (Fla.)
20. West Virginia
21. Oklahoma
22. Syracuse
23. Quinnipiac
24. Drake
25. Kentucky

2017-18

1. Notre Dame (32)
2. Mississippi State
3. Connecticut
4. Louisville
5. **OREGON**
6. South Carolina
7. **UCLA**
8. **OREGON STATE**
9. Baylor
10. Texas
11. Texas A&M
12. Duke
13. **STANFORD**
14. Florida State
15. Ohio State
16. NC State
17. Tennessee
18. Maryland
19. Georgia
20. Central Michigan
21. Buffalo
22. Missouri
23. DePaul
24. South Florida
25. Florida Gulf Coast

2018-19

1. Baylor(32)
2. Notre Dame
3. Connecticut
4. **OREGON**
5. Mississippi State
6. Louisville
7. **STANFORD**
8. Iowa
9. NC State
10. **OREGON STATE**
11. Maryland
12. Texas A&M
13. South Carolina
14. **UCLA**
15. **ARIZONA STATE**
16. Syracuse
17. Iowa State
18. Gonzaga
19. Marquette
20. Miami
21. Kentucky
22. South Dakota State
23. Florida State
24. Missouri State
25. DePaul

PAC-12 IN THE FINAL RANKINGS

ASSOCIATED PRESS	WBCA
Stanford.....30	Stanford.....29
UCLA.....16	UCLA.....11
USC.....12	Colorado.....10
Colorado.....11	Washington.....9
Arizona State.....9	Arizona State.....7
Oregon State.....9	Oregon State.....7
Washington.....8	USC.....7
Oregon.....7	Oregon.....5
California.....5	California.....4
Arizona.....4	Arizona.....2
Utah.....3	Utah.....2
Washington State.....0	Washington State.....0

MOST NO. 1 FINAL RANKINGS

AP	WBCA
Connecticut.....12	Connecticut.....8
Louisiana Tech.....5	Tennessee.....8
Tennessee.....5	STANFORD.....2
Texas.....4	Baylor.....2
Baylor.....2	Louisiana Tech.....1
Old Dominion.....2	North Carolina.....1
Duke.....2	Notre Dame.....1
Delta State.....1	Purdue.....1
North Carolina.....1	Texas.....1
Penn State.....1	Texas A&M.....1
Purdue.....1	Texas Tech.....1
STANFORD.....1	
Vanderbilt.....1	
Virginia.....1	



PAC-12 IN THE NCAA TOURNAMENT

Table with columns: School, Years, Won, Lost, Pct., Last, 1st, 2nd, 3rd. Lists schools like Arizona, California, Stanford, etc., and their tournament performance.



NCAA First & Second Rounds • March 20-23
16 Campus Sites

NCAA Regionals • March 27-30
Dallas; Fort Wayne, Ind.; Greenville, S.C.; Portland, Ore.

NCAA Women's Final Four • April 3 & 5
Smoothie King Center
New Orleans, La.

YEAR-BY-YEAR SUMMARY

Large table with columns: YEAR, TEAM, W-L, FINISH. Lists tournament results for each year from 1981-82 to 2018-19.

1982

Pac-12 Participants (4): ASU, ORE, STAN, USC
Arizona State (1-1)
 Arizona State 97, Georgia 77
 Louisiana Tech 92, Arizona State 54

Oregon (0-1)
 Missouri 59, Oregon 53

Stanford (0-1)
 Maryland 82, Stanford 48

USC (2-1)
 USC 99, Kent 55
 USC 73, Penn State 70
 Tennessee 91, USC 90 (OT)

1983

Pac-12 Participants (5): ASU, OSU, UCLA, USC, UTAH
Arizona State (1-1)
 Arizona State 78, Utah 64
 USC 96, Arizona State 59

Oregon State (1-1)
 Oregon State 75, UCLA 62
 Long Beach State 92, Oregon State 72

UCLA (0-1)
 Oregon State 75, UCLA 62

USC (5-0) *National Champions*
 USC 99, Northeast Louisiana 85
 USC 96, Arizona State 59
 USC 81, Long Beach State 74
 USC 81, Georgia 57 (Semifinal)
 USC 69, Louisiana Tech 67 (Final)

Utah (0-1)
 Arizona State 78, Utah 64

1984

Pac-12 Participants (3): ORE, OSU, USC
Oregon (0-1)
 San Diego St. 70, Oregon 63

Oregon State (0-1)
 Montana 56, Oregon State 47

USC (5-0) *National Champions*
 USC 97, Brigham Young 72
 USC 76, Montana 51
 USC 90, Long Beach State 74
 USC 62, Louisiana Tech 57 (Semifinal)
 USC 72, Tennessee 61 (Final)

1985

Pac-12 Participants (3): UCLA, USC, WASH
UCLA (1-1)
 UCLA 78, Washington 62
 Georgia 78, UCLA 42

USC (1-1)
 USC 74, Idaho 51
 Long Beach State 75, USC 72

Washington (0-1)
 UCLA 78, Washington 62

1986

Pac-12 Participants (3): USC, UTAH, WASH
USC (4-1) *National Runner-up*
 USC 81, Montana 50
 USC 84, North Carolina 70
 USC 80, Louisiana Tech 64
 USC 83, Tennessee 59 (Semifinal)
 Texas 98, USC 82 (Final)

Utah (0-1)
 Montana 58, Utah 46

Washington (1-1)
 Washington 69, North Texas 54
 Louisiana Tech 79, Washington 54

1987

Pac-12 Participants (3): ORE, USC, WASH
Oregon (1-1)
 Oregon 75, E. Washington 56
 Ohio State 76, Oregon 62

USC (1-1)
 USC 81, Western Kentucky 69
 Ohio State 74, USC 63

Washington (1-1)
 Washington 86, New Mexico State 73
 Long Beach State 72, Washington 57

1988

Pac-12 Participants (4): COLO, STAN, USC, WASH
Colorado (1-1)
 Colorado 78, Eastern Illinois 72
 Long Beach State 103, Colorado 64

Stanford (1-1)
 Stanford 74, Montana 72 (OT)
 Texas 79, Stanford 58

USC (1-1)

USC 100, Nebraska 82
 Iowa 79, USC 67

Washington (1-1)
 Washington 99, New Mexico State 74
 Long Beach State 104, Washington 78

1989

Pac-12 Participants (4): COLO, STAN, UTAH, WASH
Colorado (0-1)
 UNLV 84, Colorado 74

Stanford (2-1)
 Stanford 105, Illinois State 77
 Stanford 98, Iowa 74
 Louisiana Tech 85, Stanford 79

Utah (0-1)
 UNLV 67, Utah 53

Washington (1-1)
 Washington 87, Hawaii 79
 Stephen F. Austin 73, Washington 63

1990

Pac-12 Participants (5): CAL, STAN, UCLA, UTAH, WASH
California (0-1)
 Long Beach State 87, California 84

Stanford (5-0) *National Champion*
 Stanford 106, Hawaii 76
 Stanford 78, Mississippi 65
 Stanford 114, Arkansas 87
 Stanford 75, Virginia 66 (Semifinal)
 Stanford 88, Auburn 81 (Final)

UCLA (0-1)
 Arkansas 90, UCLA 80 (OT)

Utah (0-1)
 Mississippi 74, Utah 51

Washington (1-1)
 Washington 73, South Carolina 61
 Auburn 76, Washington 50

1991

Pac-12 Participants (5): STAN, USC, UTAH, WASH, WSU
Stanford (3-1)
 Stanford 91, Cal State Fullerton 67
 Stanford 73, Washington 47
 Stanford 75, Georgia 67

Tennessee 68, Stanford 60 (Semifinal)

USC (1-1)
 USC 63, Utah 52
 Long Beach State 83, USC 58

Utah (0-1)
 USC 63, Utah 52

Washington (1-1)
 Washington 70, Iowa 53
 Stanford 73, Washington 47

Washington State (0-1)
 Northwestern 82, Washington State 63

1992

Pac-12 Participants (6): ASU, CAL, COLO, STAN, UCLA, USC
Arizona State (0-1)
 DePaul 67, Arizona State 65

California (0-1)
 Santa Clara 73, California 71

Colorado (0-1)
 Southern Illinois 84, Colorado 80 (OT)

Stanford (5-0) *National Champion*
 Stanford 82, UC Santa Barbara 73
 Stanford 75, Texas Tech 63
 Stanford 82, USC 62
 Stanford 66, Virginia 65 (Semifinal)
 Stanford 78, W. Kentucky 62 (Final)

UCLA (2-1)
 UCLA 93, Notre Dame 72
 UCLA 82, Texas 81
 Southwest Missouri State 83, UCLA 57

USC (2-1)
 USC 71, Montana 59
 USC 61, Stephen F. Austin 57
 Stanford 82, USC 62

1993

Pac-12 Participants (5): CAL, COLO, STAN, USC, WASH
California (1-1)
 California 62, Kansas 47
 Vanderbilt 82, California 63

Colorado (2-1)
 Colorado 81, UC Santa Barbara 54
 Colorado 80, Stanford 67

Texas Tech 79, Colorado 54

Stanford (1-1)
 Stanford 93, Georgia 60
 Colorado 80, Stanford 63

USC (1-1)

USC 78, Nebraska 60
 Texas Tech 87, USC 67

Washington (1-1)
 Washington 80, Montana State 51
 Texas Tech 70, Washington 64

1994

Pac-12 Participants (6): COLO, ORE, OSU, STAN, USC, WASH
Colorado (2-1)
 Colorado 77, Marquette 74
 Colorado 92, Oregon 71
 Stanford 78, Colorado 62

Oregon (1-1)
 Oregon 74, Santa Clara 59
 Colorado 92, Oregon 71

Oregon State (0-1)
 Alabama 96, Oregon State 86

Stanford (3-1)
 Stanford 81, UW-Green Bay 56
 Stanford 66, Montana 62
 Stanford 78, Colorado 62
 Purdue 82, Stanford 65

USC (3-1)
 USC 77, Portland 62
 USC 76, George Washington 72
 USC 85, Virginia 66
 Louisiana Tech 75, USC 66

Washington (1-1)
 Washington 89, Boise State 61
 Purdue 86, Washington 59

1995

Pac-12 Participants (7): COLO, ORE, OSU, STAN, USC, UTAH, WASH
Colorado (3-1)
 Colorado 83, Holy Cross 49
 Colorado 78, Southwest Missouri State 34
 Colorado 77, George Washington 61
 Georgia 82, Colorado 79

Oregon (0-1)
 Louisville 67, Oregon 65

Oregon State (1-1)
 Oregon State 88, Tennessee State 75 (OT)
 Western Kentucky 85, Oregon State 78

Stanford (4-1)
 Stanford 88, UC Irvine 55
 Stanford 95, Southern Methodist 73
 Stanford 81, North Carolina 71
 Stanford 69, Purdue 58
 Connecticut 87, Stanford 60

USC (0-1)
 Memphis 74, USC 72

Utah (0-1)
 Southwest Missouri State 49, Utah 47

Washington (2-1)
 Washington 73, Ohio 56
 Washington 54, Arkansas 50
 Texas Tech 67, Washington 52

1996

Pac-12 Participants (5): COLO, ORE, OSU, STAN, UTAH
Colorado (1-1)
 Colorado 83, Tulane 75
 Auburn 68, Colorado 61

Oregon (0-1)
 Wisconsin 74, Oregon 60

Oregon State (0-1)
 Stephen F. Austin 67, Oregon State 65

Stanford (4-1)
 Stanford 82, Grambling 42
 Stanford 94, Colorado State 63
 Stanford 78, Alabama 76 OT
 Stanford 71, Auburn 57
 Georgia 86, Stanford 76

Utah (0-1)
 Southern Mississippi 74, Utah 66

1997

Pac-12 Participants (7): ARIZ, COLO, ORE, STAN, USC, UTAH, WASH
Arizona (1-1)
 Arizona 76, Western Kentucky 54
 Georgia 80, Arizona 74

Colorado (2-1)
 Colorado 69, Marshall 49
 Colorado 66, Stephen F. Austin 57
 Tennessee 75, Colorado 67

Oregon (1-1)
 Oregon 80, San Diego State 68
 Tennessee 76, Oregon 59



Stanford (4-1)

Stanford 111, Howard 59
Stanford 67, Texas Tech 45
Stanford 91, Virginia 69
Stanford 82, Georgia 47
Old Dominion 83, Stanford 82 (OT)

USC (1-1)

USC 68, San Francisco 55
Florida 92, USC 78

Utah (1-1)

Utah 66, Iowa State 57
Virginia 65, Utah 47

Washington (0-1)

Vanderbilt 74, Washington 62

1998

Pac-12 Participants (7): ARIZ, ORE, STAN, UCLA, UTAH, WASH

Arizona (2-1)

Arizona 75, Santa Clara 63
Arizona 94, Virginia 77
Connecticut 74, Arizona 57

Oregon (0-1)

Rutgers 79, Oregon 76

Stanford (0-1)

Harvard 71, Stanford 67

UCLA (1-1)

UCLA 75, Michigan 68
Alabama 75, UCLA 74

Utah (0-1)

Louisville 69, Utah 61

Washington (0-1)

Purdue 88, Washington 71

1999

Pac-12 Participants (4): ARIZ, ORE, STAN, UCLA

Arizona (1-1)

Arizona 87, Florida 84 (OT)
Rutgers 90, Arizona 47

Oregon (1-1)

Oregon 65, Cincinnati 56
Iowa State 85, Oregon 70

Stanford (0-1)

Maine 60, Stanford 58

UCLA (3-1)

UCLA 76, UW-Green Bay 69
UCLA 87, Kentucky 63
UCLA 77, Colorado State 68
Louisiana Tech 88, UCLA 62

2000

Pac-12 Participants (5): ARIZ, ORE, STAN, UCLA, UTAH

Arizona (1-1)

Arizona 73, Kent 61
Tennessee 75, Arizona 60

Oregon (0-1)

UAB 80, Oregon 79 (OT)

Stanford (1-1)

Stanford 81, Michigan 74 (OT)
Georgia 83, Stanford 64

UCLA (0-1)

George Washington 79, UCLA 72

Utah (0-1)

Illinois 73, Utah 58

2001

Pac-12 Participants (6): ASU, COLO, ORE, STAN, UTAH, WASH

Arizona State (0-1)

LSU 83, Arizona State 66

Colorado (1-1)

Colorado 98, Siena 78
Vanderbilt 65, Colorado 59

Oregon (0-1)

Iowa 89, Oregon 82 (OT)

Stanford (1-1)

Stanford 76, George Washington 51
Oklahoma 67, Stanford 50

Utah (2-1)

Utah 79, Fairfield 57
Utah 78, Iowa 69
Notre Dame 69, Utah 54

Washington (3-1)

Washington 67, Old Dominion 65
Washington 88, Florida 75
Washington 84, Oklahoma 67
SW Missouri State 104, Washington 87

2002

Pac-12 Participants (3): ASU, COLO, STAN

Arizona State (1-1)

Arizona State 73, Wisconsin 70
Vanderbilt 61, Arizona State 35

Colorado (3-1)

Colorado 88, Southern 61
Colorado 69, LSU 58
Colorado 62, Stanford 59
Oklahoma 94, Colorado 60

Stanford (2-1)

Stanford 76, Weber State 51
Stanford 77, Tulane 55
Colorado 62, Stanford 59

2003

Pac-12 Participants (5): ARIZ, COLO, STAN, UTAH, WASH

Arizona (0-1)

Notre Dame 59, Arizona 47

Colorado (2-1)

Colorado 84, Brigham Young 45
Colorado 86, North Carolina 67
Villanova 53, Colorado 51

Stanford (1-1)

Stanford 82, Western Michigan 66
Minnesota 68, Stanford 56

Utah (1-1)

Utah 73, DePaul 64
Duke 65, Utah 54

Washington (0-1)

UW-Green Bay 78, Washington 65

2004

Pac-12 Participants (4): ARIZ, COLO, STAN, UCLA

Arizona (0-1)

Michigan State 72, Arizona 60

Colorado (0-1)

UC Santa Barbara 76, Colorado 49

Stanford (3-1)

Stanford 68, Missouri 44
Stanford 68, Oklahoma 43
Stanford 57, Vanderbilt 55
Tennessee 62, Stanford 60

UCLA (0-1)

Minnesota 92, UCLA 82

2005

Pac-12 Participants (6): ARIZ, ASU, ORE, STAN, USC, UTAH

Arizona (1-1)

Arizona 72, Oklahoma 69
LSU 74, Arizona 43

Arizona State (2-1)

Arizona State 81, Eastern Kentucky 65
Arizona State 70, Notre Dame 61
North Carolina 79, Arizona State 72

Oregon (1-1)

Oregon 58, TCU 55
Baylor 69, Oregon 46

Stanford (3-1)

Stanford 94, Santa Clara 57
Stanford 88, Utah 62
Stanford 76, Connecticut 59
Michigan State 76, Stanford 69

USC (1-1)

USC 65, Louisville 49
Michigan State 61, USC 59

Utah (1-1)

Utah 73, Iowa State 61
Stanford 88, Utah 62

2006

Pac-12 Participants (7): ASU, CAL, STAN, UCLA, USC, UTAH, WASH

Arizona State (1-1)

Arizona State 80, Stephen F. Austin 61
Utah 86, Arizona State 65

California (0-1)

St. John's 78, California 68

Stanford (3-1)

Stanford 72, SE Missouri State 45
Stanford 88, Florida State 70
Stanford 88, Oklahoma 74
LSU 62, Stanford 59

UCLA (1-1)

UCLA 74, Bowling Green 61
Purdue 61, UCLA 54

USC (1-1)

USC 67, South Florida 65
Duke 85, USC 51

Utah (3-1)

Utah 76, Middle Tennessee State 71
Utah 86, Arizona State 65
Utah 57, Boston College 54
Maryland 75, Utah 65 (OT)

Washington (1-1)

Washington 73, Minnesota 69
LSU 72, Washington 49

2007

Pac-12 Participants (4): ASU, CAL, STAN, WASH

Arizona State (3-1)

Arizona State 57, UC Riverside 50
Arizona State 67, Louisville 58
Arizona State 67, Bowling Green 49
Rutgers 64, Arizona State 45

California (0-1)

Notre Dame 63, California 59

Stanford (1-1)

Stanford 96, Idaho State 58
Florida State 68, Stanford 61

Washington (0-1)

Iowa State 79, Washington 60

2008

Pac-12 Participants (4): ASU, CAL, STAN, UTAH

Arizona State (1-1)

Arizona State 61, Temple 54
Duke 67, Arizona State 58

California (1-1)

California 77, San Diego 60
George Washington 55, California 53

Stanford (5-1) *National Runner-up*

Stanford 85, Cleveland State 47
Stanford 88, UTEP 54
Stanford 72, Pittsburgh 53
Stanford 98, Maryland 87
Stanford 82, Connecticut 73 (Semifinal)
Tennessee 64, Stanford 48 (Final)

Utah (0-1)

Purdue 66, Utah 59

2009

Pac-12 Participants (4): ASU, CAL, STAN, UTAH

Arizona State (3-1)

Arizona State 58, Georgia 47
Arizona State 63, Florida State 58
Arizona State 84, Texas A&M 69
Connecticut 83, Arizona State 64

California (2-1)

California 70, Fresno State 47
California 99, Virginia 73
Connecticut 77, California 53

Stanford (4-1)

Stanford 74, UC Santa Barbara 39
Stanford 77, San Diego State 49
Stanford 84, Ohio State 66
Stanford 74, Iowa State 53
Connecticut 83, Stanford 64 (Semifinal)

Utah (1-1)

Utah 60, Villanova 30
Maryland 71, Utah 56

2010

Pac-12 Participants (2): STAN, UCLA

Stanford (5-1) *National Runner-up*

Stanford 79, UC Riverside 67
Stanford 96, Iowa 67
Stanford 73, Georgia 36
Stanford 55, Xavier 53
Stanford 73, Oklahoma 66 (Semifinal)
Connecticut 53, Stanford 47 (Final)

UCLA (1-1)

UCLA 83, NC State 44
Nebraska 83, UCLA 70

2011

Pac-12 Participants (4): ASU, STAN, UCLA, UTAH

Arizona State (0-1)

Temple 63, Arizona State 45

Stanford (4-1)

Stanford 86, UC Davis 59
Stanford 75, St. John's 49
Stanford 72, North Carolina 65
Stanford 83, Gonzaga 60
Texas A&M 63, Stanford 62 (Semifinal)

UCLA (1-1)

UCLA 55, Montana 47
Gonzaga 87, UCLA 75

Utah (0-1)

Notre Dame 67, Utah 54

2012

Pac-12 Participants (2): CAL, STAN

California (1-1)

California 84, Iowa 74
Notre Dame 73, California 62

Stanford (4-1)

Stanford 73, Hampton 51
Stanford 72, West Virginia 61
Stanford 76, South Carolina 60
Stanford 81, Duke 69
Baylor 59, Stanford 47 (Semifinal)

Pac-12 teams are 177-126 (.584) in NCAA Tournament games that did not pair current Conference members. League teams have faced each other 14 times in NCAA Tournament play.

2013

Pac-12 Participants (4): CAL, COLO, STAN, UCLA

California (4-1)
 California 90, Fresno State 76
 California 82, South Florida 78 (OT)
 California 73, LSU 63
 California 65, Georgia 62 (OT)
 Louisville 64, California 57 (Semifinal)

Colorado (0-1)
 Kansas 67, Colorado 52

Stanford (3-1)
 Stanford 72, Tulsa 56
 Stanford 73, Michigan 40
 Georgia 61, Stanford 59

UCLA (1-1)
 UCLA 66, Stetson 49
 Oklahoma 85, UCLA 72

2014

Pac-12 Participants (4): ASU, CAL, OSU, STAN, USC

Arizona State (1-1)
 Arizona State 68, Vanderbilt 61
 Notre Dame 84, Arizona State 67

California (1-1)
 California 64, Fordham 63
 Baylor 75, California 56

Oregon State (1-1)
 Oregon State 55, Middle Tennessee 36
 South Carolina 78, Oregon State 69

Stanford (4-1)
 Stanford 81, South Dakota 62
 Stanford 63, Florida State 44
 Stanford 82, Penn State 57
 Stanford 74, North Carolina 65
 Connecticut 75, Stanford 56

USC (0-1)
 St. John's 71, USC 68

2015

Pac-12 Participants (5): ASU, CAL, OSU, STAN, WASH

Arizona State (2-1)
 Arizona State 74, Ohio 55
 Arizona State 57, ULLAR 54
 Florida State 66, Arizona State 65

California (1-1)
 California 78, Wichita State 66
 Texas 73, California 70

Oregon State (1-1)
 Oregon State 74, South Dakota State 62
 Oregon State 64, Gonzaga 76

Stanford (2-1)
 Stanford 73, CSU Northridge 60
 Stanford 86, Oklahoma 76
 Notre Dame 81, Stanford 69

Washington (0-1)
 Washington 80, Miami, 83

2016

Pac-12 Participants (5): ASU, OSU, STAN, UCLA, WASH

Arizona State (1-1)
 Arizona State 74, New Mexico State 52
 Tennessee 75, Arizona State 64

Oregon State (4-1)
 Oregon State 69, Troy 40
 Oregon State 83, St. Bonaventure 71
 Oregon State 83, DePaul 71
 Oregon State 70, Baylor 67
 Connecticut 80, Oregon State 51

Stanford (3-1)
 Stanford 85, San Francisco 58
 Stanford 66, South Dakota St. 65
 Stanford 90, Notre Dame 84
 Washington 85, Stanford 76

UCLA (2-1)
 UCLA 66, Hawai'i 50
 UCLA 72, South Florida 67
 Texas 72, UCLA 64

Washington (4-1)
 Washington 65, Penn 53
 Washington 74, Maryland 65
 Washington 85, Kentucky 72
 Washington 85, Stanford 76
 Syracuse 80, Washington 59

2017

Pac-12 Participants (7): ASU, CAL, ORE, OSU, STAN, UCLA, WASH

Arizona State (1-1)
 Arizona State 73, Michigan State 61
 South Carolina 71, Arizona State 68

California (1-1)
 California 55, LSU 52
 Baylor 86, California 46

Oregon (3-1)
 Oregon 71, Temple 70
 Oregon 74, Duke 65
 Oregon 77, Maryland 63
 Connecticut 90, Oregon 52

Oregon State (2-1)
 Oregon State 56, Long Beach State 55
 Oregon State 64, Creighton 52
 Florida State 66, Oregon State 53

Stanford (3-1)
 Stanford 72, New Mexico State 64
 Stanford 69, Kansas State 48
 Stanford 77, Texas 66
 Stanford 76, Notre Dame 75
 South Carolina 62, Stanford 53

UCLA (2-1)
 UCLA 83, Boise State 56
 UCLA 75, Texas A&M 43
 Connecticut 86, UCLA 71

Washington (2-1)
 Washington 91, Montana State 63
 Washington 108, Oklahoma 82
 Mississippi State 75, Washington 64

2018

Pac-12 Participants (6): ASU, CAL, ORE, OSU, STAN, UCLA

Arizona State (1-1)
 Arizona State 73, Nebraska 62
 Texas 85, Arizona State 65

California (0-1)
 Virginia 68, California 62

Oregon (3-1)
 Oregon 88, Seattle 45
 Oregon 101, Minnesota 73
 Oregon 83, Central Michigan 69
 Notre Dame 84, Oregon 74

Oregon State (3-1)
 Oregon State 82, Western Kentucky 58
 Oregon State 66, Tennessee 59
 Oregon State 72, Baylor 67
 Louisville 76, Oregon State 43

Stanford (2-1)
 Stanford 82, Gonzaga 68
 Stanford 90, FGCU 70
 Louisville 86, Stanford 59

UCLA (3-1)
 UCLA 71, American 60
 UCLA 86, Creighton 64
 UCLA 84, Texas 75
 Mississippi State 89, UCLA 73

2019

Pac-12 Participants (6): ASU, CAL, ORE, OSU, STAN, UCLA

Arizona State (2-1)
 Arizona State 60, UCF 45
 Arizona State 57, Miami (Fla.) 55
 Mississippi State 76, Arizona State 53

California (1-1)
 California 92, North Carolina 72
 Baylor 102, California 63

Oregon (4-1)
 Oregon 78, Portland State 40
 Oregon 91, Indiana 68
 Oregon 63, South Dakota State 53
 Oregon 88, Mississippi State 84
 Baylor 72, Oregon 67

Oregon State (2-1)
 Oregon State 80, Boise State 75 OT
 Oregon State 76, Gonzaga 70
 Louisville 61, Oregon State 44

Stanford (3-1)
 Stanford 79, UC Davis 54
 BYU 72, Stanford 63
 Stanford 55, Missouri State 46
 Notre Dame 84, Stanford 68

UCLA (2-1)
 UCLA 89, Tennessee 77
 UCLA 85, Maryland 80
 Connecticut 69, Maryland 61

PAC-12 IN THE NCAA TOURNAMENT

How far did they go?

A year-by-year listing of Pac-10 teams advancing to the NCAA Round of 16 and beyond:

1982	2003
ASU..... Sweet Sixteen	COLO..... Sweet Sixteen
USC..... Elite Eight	
1983	2004
ASU..... Sweet Sixteen	STAN..... Elite Eight
OSU..... Sweet Sixteen	
USC..... National Champions	2005
	STAN..... Elite Eight
	ASU..... Sweet Sixteen
1984	2006
USC..... National Champions	STAN..... Elite Eight
	UTAH..... Elite Eight
1985	2007
UCLA..... Sweet 16	ASU..... Elite Eight
USC..... Sweet 16	
1986	2008
USC..... Final Four	STAN... Championship Game
1988	2009
STAN..... Sweet Sixteen	ASU..... Elite Eight
USC..... Sweet Sixteen	CAL..... Sweet Sixteen
WASH..... Sweet Sixteen	STAN..... Final Four
1989	2010
STAN..... Elite Eight	STAN... Championship Game
1990	2011
STAN.... National Champions	STAN..... Final Four
WASH..... Elite Eight	
1991	2012
STAN..... Final Four	STAN..... Final Four
WASH..... Sweet Sixteen	
1992	2013
STAN.... National Champions	CAL..... Final Four
UCLA..... Sweet Sixteen	STAN..... Sweet Sixteen
USC..... Elite Eight	
1993	2014
COLO..... Elite Eight	STAN..... Final Four
STAN..... Sweet Sixteen	
USC..... Sweet Sixteen	2015
	ASU..... Sweet Sixteen
	STAN..... Sweet Sixteen
1994	2016
COLO..... Sweet Sixteen	OSU..... Final Four
STAN..... Elite Eight	STAN..... Elite Eight
USC..... Elite Eight	UCLA..... Sweet Sixteen
	WASH..... Final Four
1995	2017
COLO..... Elite Eight	ORE..... Elite Eight
STAN..... Final Four	OSU..... Sweet Sixteen
	STAN..... Final Four
1996	UCLA..... Sweet Sixteen
STAN..... Final Four	WASH..... Sweet Sixteen
1997	2018
COLO..... Sweet Sixteen	ORE..... Elite Eight
STAN..... Final Four	OSU..... Elite Eight
	STAN..... Sweet Sixteen
1998	UCLA..... Elite Eight
ARIZ..... Sweet Sixteen	
	2019
1999	ASU..... Sweet Sixteen
UCLA..... Elite Eight	ORE..... Final Four
	OSU..... Sweet Sixteen
2001	STAN..... Elite Eight
UTAH..... Sweet Sixteen	UCLA..... Sweet Sixteen
WASH..... Elite Eight	
2002	
COLO..... Elite Eight	
STAN..... Sweet Sixteen	



PAC-12 IN THE WNIT

Table with columns: School, Years, Won, Lost, Pct., Last, 1st, 2nd, 3rd. Lists various schools and their WNIT performance statistics.



YEAR-BY-YEAR SUMMARY

Table with columns: YEAR, TEAM, W-L, FIN. Summarizes WNIT results by year and team from 1978-79 to 2018-10.

ALL-TIME RESULTS

1979
Pac-12 Participants: CAL, ORE, UTAH
California (0-3)
Oregon (2-1)
Utah (1-2)

1980
Pac-12 Participants: OSU
Oregon State (3-0) *WNIT Champions*

1981
Pac-12 Participants: ASU, CAL
Arizona State (2-1) *WNIT Runner-up*

1982
Pac-12 Participants: OSU
Oregon State (3-0) *WNIT Champions*

1984
Pac-12 Participants: CAL, UTAH
California (2-1)
Utah (0-3)

1987
Pac-12 Participants: CAL
California (2-1) *WNIT Runner-up*

1989
Pac-12 Participants: ORE
Oregon (3-0) *WNIT Champions*

1996
Pac-12 Participants: ARIZ
Arizona (3-0) *WNIT Champions*

1999
Pac-12 Participants: COLO, UTAH, WASH
Colorado (1-1)
Utah (0-1)
Washington (1-1)

2000
Pac-12 Participants: ASU, USC
Arizona State (0-1)
USC (1-1)

2001
Pac-12 Participants: ARIZ, OSU
Arizona (1-1)
Oregon State (0-1)

Pac-12 members have met 13 times in the Postseason NIT:

Utah 83, California 76
 California 72, Utah 64
 Washington 97, USC 87, 2002
 Oregon 50, Oregon State 48, 2002
 Oregon 77, Washington 73, 2002
 California 64, Utah 54
 California 71, Oregon 57, 2010
 Colorado 81, California 65
 USC 87, Colorado 70
 Washington 52, Utah 39
 Washington 55, Oregon State 49
 Washington 93, Oregon 85, 2014
 Oregon 73, Utah 63, 2016

Brigham Young 78, Oregon State 63

2002

Pac-12 Participants: ORE, OSU, USC, WASH

Oregon (5-0) *WNIT Champion*

Oregon 72, St. Mary's 61
 Oregon 50, Oregon State 48
 Oregon 77, Washington 73
 Oregon 65, Michigan State 54
 Oregon 54, Houston 52

Oregon State (1-1)

Oregon State 62, Hawaii 50
 Oregon State 50, Oregon State 48

USC (1-1)

USC 72, San Francisco 53
 Washington 97, USC 87

Washington (2-1)

Washington 82, North Texas 61
 Washington 97, USC 87
 Oregon 77, Washington 73

2003

Pac-12 Participants: ASU, OSU

Arizona State (1-1)

Arizona State 57, Hawaii 44
 Baylor 85, Arizona State 62

Oregon State (1-1)

Oregon State 77, UNLV 58
 Fresno State 58, Oregon State 57

2004

Pac-12 Participants: ASU, OSU, WASH

Arizona State (0-1)

UNLV 50, Arizona State 47

Oregon State (2-1)

Oregon State 69, Gonzaga 64
 Oregon State 75, Nebraska 67
 Creighton 74, Oregon State 64

Washington (1-1)

Washington 71, Pepperdine 59
 Creighton 74, Washington 69

2006

Pac-12 Participants: OSU

Oregon State (1-1)

Oregon State 77, Santa Clara 48
 Wyoming 67, Oregon State 49

2007

Pac-12 Participants: ORE, UTAH

Oregon (1-1)

Oregon 70, UC Santa Barbara 54
 Wyoming 64, Oregon 62

Utah (1-1)

Utah 78, Montana 70
 Illinois 59, Utah 48

2008

Pac-12 Participants: COLO

Colorado (3-1)

Colorado 82, Gonzaga 68
 Colorado 64, Villanova 58
 Colorado 96, TCU 90 (OT)
 Marquette 86, Colorado 72

2009

Pac-12 Participants: OSU

Oregon State (1-1)

Oregon State 59, Portland State 47
 New Mexico 61, Oregon State 56

2010

Pac-12 Participants: ASU, CAL, ORE

Arizona State (1-1)

Arizona State 84, New Mexico State 61
 BYU 61, Arizona State 53

California (6-0) *WNIT Champion*

California 74, UC Davis 69 (OT)
 California 64, Utah 54
 California 71, Oregon 57
 California 76, BYU 50
 California 61, Illinois State 45 (Semifinal)
 California 73, Miami (Fla.) 61 (Final)

Oregon (2-1)

Oregon 95, Eastern Washington 66
 Oregon 93, New Mexico 67
 California 71, Oregon 57

Utah (1-1)

Utah 66, Saint Mary's (Calif.) 53
 California 64, Utah 54

2011

Pac-12 Participants: ARIZ, CAL, COLO, USC

Arizona (0-1)

Utah State 103, Arizona 95

California (1-1)

California 74, Cal Poly 60
 Colorado 81, California 65

Colorado (3-1)

Colorado 71, UC Riverside 62
 Colorado 81, California 65
 Colorado 70, Wyoming 58
 USC 87, Colorado 70

USC (5-1)

USC 67, UC Santa Barbara 64
 USC 78, Nevada 59
 USC 62, BYU 50
 USC 87, Colorado 70
 USC 63, Illinois State 36 (Semifinal)
 Toledo 76, USC 68 (Final)

2012

Pac-12 Participants: ASU, COLO, OSU, UTAH, WASH

Arizona State

Pacific 77, Arizona State 62

Colorado (3-1)

Colorado 54, Northern Colorado 42
 Colorado 64, South Dakota 55
 Colorado 48, Villanova 47
 Oklahoma State 78, Colorado 70

Oregon State (2-1)

Oregon State 66, UC Davis 48
 Oregon State 56, Saint Mary's 41
 Washington 55, Oregon State 49

Utah (1-1)

Utah 69, Utah State 58
 Washington 52, Utah 39

Washington (3-1)

Washington 90, Cal Poly 71
 Washington 52, Utah 39
 Washington 55, Oregon State 49
 San Diego 58, Washington 47

2013

Pac-12 Participants: UTAH, WASH

Utah (5-1)

Utah 56, Long Beach State 49
 Utah 61, San Diego 50
 Utah 60, Pacific 55 (OT)
 Utah 58, Saint Mary's 55
 Utah 54, Kansas State 46 (OT)
 Drexel 46, Utah 43

Washington (3-1)

Washington 65, Eastern Washington 60
 Pacific 85, Washington 78

2014

Pac-12 Participants: COLO, ORE, WASH, WSU

Colorado (2-1)

Colorado 78, TCU 71
 Colorado 79, Southern Utah 68
 UTEP 68, Colorado 60

Oregon (1-1)

Oregon 90, Pacific 63
 Washington 93, Oregon 85

Washington (3-1)

Washington 67, Hawai'i 50
 Washington 93, Oregon 85
 Washington 62, San Diego 55
 UTEP 70, Washington 63

Washington State (0-1)

Montana 90, Washington State 78

NOTE: *The WNIT was not played during the 1996-97 season.*

2015

Pac-12 Participants: UCLA, WSU

UCLA (6-0)

UCLA 70, CSU Bakersfield 54
 UCLA 63, San Diego 58
 UCLA 74, Northern Colorado 60
 UCLA 82, Saint Mary's 66
 UCLA 69, Michigan 65
 UCLA 62, West Virginia 60

Washington State (0-1)

Eastern Washington 67, Washington State 54

2016

Pac-12 Participants: ORE, UTAH

Oregon (4-1)

Oregon 84, Long Beach State 76
 Oregon 84, Fresno State 59
 Oregon 73, Utah 63
 Oregon 71, UTEP 67
 South Dakota 88, Oregon 54

Utah (2-1)

Utah 95, Montana State 61
 Utah 92, Gonzaga 77
 Oregon 73, Utah 63

2017

Pac-12 Participants: COLO, UTAH, WSU

Colorado (2-1)

Colorado 66, UNLV 52
 Colorado 81, South Dakota State 75
 Iowa 80, Colorado 62

Utah (0-1)

UC Davis 72, Utah 62

Washington State (4-1)

Washington State 72, BYU 64
 Washington State 68, Wyoming 67
 Washington State 71, UC Davis 62
 Washington State 74, Iowa 66
 Georgia Tech 69, Washington State 61

2018

Pac-12 Participants: UTAH

Utah (1-1)

Utah 78, UNLV 68
 Kansas State 74, Utah 57

2019

Pac-12 Participants: ARIZ

Arizona (6-0)

Arizona 66, Idaho State 56
 Arizona 64, Pacific 48
 Arizona 68, Idaho 60
 Arizona 67, Wyoming 45
 Arizona 59, TCU 53
 Arizona 56, Northwestern 42



Many outstanding Pac-12 women's basketball players have gone on to succeed at the professional level, as 10 former Pac-12 stars were on the opening day rosters as players or coaches in the WNBA. Headlining the list of former Pac-12 athletes who have played in the WNBA is Lisa Leslie, a five-time All-WNBA first team honoree and the 2002 WNBA Finals MVP who retired in 2009. Leslie became the first WNBA player to amass 5,000 career points and recorded the first dunk in league history during the 2002 season. She guided the Los Angeles Sparks to back-to-back league titles in 2001 and 2002. Fellow USC alums and retired WNBA stars Tina Thompson and Cynthia Cooper helped guide the Houston Comets to four-straight WNBA titles from 1997-2000. Most recently, former Stanford Cardinal and current LA Spark Nnemkadi Ogumike was named the WNBA's Rookie of the Year in 2012. Two years later, her sister Chiney won the award as a member of the Connecticut Sun. In 2016, Nnemkadi was voted the WNBA Player of the Year.



USC's Lisa Leslie was named the MVP of the 2002 WNBA Championship.

#9 LISA LESLIE (USC)

- Starting center for the Los Angeles Sparks, three-time MVP, named to the WNBA All-Decade Team
First WNBA player to amass 5,000 career points
Recorded first dunk in WNBA history during 2002 season
Named MVP of the 2002 WNBA Championship
Named MVP of the WNBA All Star game in 1999, 2001 and 2002
Named to the All-WNBA Second Team in 1998, 1999 and 2005, First Team in 1997, 2000, 2001, 2002, 2003, 2004 and 2006
Helped lead Sparks to two WNBA titles in 2001 and 2002
Seven-time All-Star participant and All-Star MVP in 2001, 2004 and 2006



UCLA's Natalie Williams was USA Basketball's Female Athlete of the Year in 1999.

#24 NATALIE WILLIAMS (UCLA)

- Named first team All-WNBA in 1999, 2001
Competed in the now-defunct ABL, was selected as the 1998 ABL MVP and named to the ABL All-Star Game
Led league in total rebounds (336) and rebounds per game (11.6) and double-doubles
Five-time All-Star selection- 1999, 2000, 2001, 2003 and 2004
USA Basketball's Female Athlete of the Year in 1999



USC's Tina Thompson (left) and Cynthia Cooper (right) celebrate four straight WNBA titles with the Houston Comets.

#7 TINA THOMPSON (USC)

- A starter for the four-time WNBA champion Houston Comets ('97, '98, '99, '00)
Named to the All-WNBA First Team in 1997, 1998 and 2004 and Second Team in 1999, 2000, 2001 and 2002
Named Most Valuable Player in the WNBA 2000 All Star game
One of just five women to play in four WNBA All Star games
Became just the second player in WNBA history to surpass the 4,000 point mark
Named to the WNBA All-Decade Team

#14 CYNTHIA COOPER (USC)

- A member of the four-time WNBA champion Houston Comets ('97, '98, '99, '00)
Named MVP of the WNBA Championship in 1997, 1998 and 2000
Named the winner of the WNBA Most Valuable Award in both 1997 and 1998
Selected to the All-WNBA First Team all four years (1997-00) and WNBA All-Decade Team
Led the WNBA in scoring in 1997 (22.2 ppg) and 1998 (22.7 ppg)

PAC-12 PLAYERS IN THE WNBA (2019)

Table with 3 columns: Player, School/Graduated, WNBA Team. Lists players like Kristine Anigwe, Monique Billings, Brittany Boyd, etc., and their respective teams like Dallas Wings, Atlanta Dream, etc.



A former WNBA No. 1 Draft pick, Nnemkadi Ogumike was voted WNBA Rookie of the Year in 2012 and WNBA Player of the Year in 2016.

ARIZONA

Aida Barnes	Arizona '98
Minnesota	1999
Cleveland	2000
Seattle	2002-04
Julia (Brase) Hairgrove	Arizona '03
Phoenix, Asst. Coach	2006-11, 13-19
Davellyn Whyte	Arizona '13
San Antonio	2013

ARIZONA STATE

Monique Ambers	Arizona State '93
Sacramento, Asst. Coach	2002-09
New York, Asst. Coach	2012
Michelle Cherry	Arizona State '92
Sacramento, Asst. Coach	2002
Kym Hampton	Arizona State '84
New York	1999
Briann January	Arizona State '09
Indiana	2009-18
Phoenix	2019

CALIFORNIA

Kristine Anigwe	California '19
Phoenix	2019
Laura Baker	California '91
Phoenix	1999
Brittany Boyd	California '15
New York	2015-19
Gennifer Brandon	California '14
Chicago	2014
Layshia Clarendon	California '13
Indiana	2013-15
Atlanta	2017
Connecticut	2018-19
Reshanda Gray	California '15
Atlanta	2015-16
New York	2019
Alex Gray-Lawson	California '10
Phoenix	2011-12
Carolyn Jenkins	California '90
Minnesota, Asst. Coach	2003-08
Teresa Palmisano	California '91
Cleveland	1999
Trisha Stafford-Odom	California '92
Houston	2001
Miami	2002
Ashley Walker	California '09
Seattle	2009
Milica Vukadinovic	California '93
Charlotte	1997

COLORADO

Tera Bjorklund	Colorado '04
Charlotte	2004
Isabelle Fijalkowski	Colorado '95
Cleveland	1997-98
Chucky Jeffery	Colorado '13
New York	2013
Raegan Scott	Colorado '97
Utah	1997
Cleveland	1998

OREGON

Brandi Davis	Oregon '06
Los Angeles	2006
Maite Cazorla	Oregon '19
Atlanta	2019
Edniesha Curry	Oregon '03
Phoenix	2003-04
Los Angeles	2005
Taylor Lilley	Oregon '10
Phoenix	2010
Catherine Kraayeveld	Oregon '05
New York	2005-09
Chicago	2010-11
Atlanta	2012
San Antonio	2013
Jenny Mowe	Oregon '01
Portland	2001-02

OREGON (cont'd)

Shaquala Williams	Oregon '02
Los Angeles	2003-04
Seattle, Asst. Coach	2014
Angelina Wolvert	Oregon '02
Cleveland	2001

OREGON STATE

Marie Gülich	Oregon State '18
Phoenix	2018-19
Ruth Hamblin	Oregon State '16
Dallas	2016
Felicia Raglund	Oregon State '02
Seattle	2002
Houston	2005
Sydney Wiese	Oregon State '16
Los Angeles	2016-19

STANFORD

Jayne Appel	Stanford '10
San Antonio	2010-16
Jennifer Azzi	Stanford '90
Detroit	1999
Utah	2000-02
San Antonio	2003
Bethany Donaphin	Stanford '02
New York	2003-04
Milena Flores	Stanford '00
Miami	2000
Kristen Folk	Stanford '98
Minnesota	1999-00
Portland	2001-02
Sonja Henning	Stanford '91
Houston	1999, 02
Seattle	2000-02
Indiana	2003
Washington	2003
Bobbie Kelsey	Stanford '96
Los Angeles, Asst. Coach	2017-18
Erica McCall	Stanford '17
Indiana	2017-19
Naomi Multiauoapele	Stanford '98
Utah	2000
Vanessa Nygaard	Stanford '98
Cleveland	1999
Portland	2000-01
Miami	2002
Los Angeles	2003
San Antonio, Asst. Coach	2008
Chiney Ogumike	Stanford '12
Connecticut	2014-18
Los Angeles	2019
Nnemkadi Ogumike	Stanford '12
Los Angeles	2012-19
Heather Owen	Stanford '98
Washington	1999-00
Kate Payne	Stanford '95
Minnesota	2000-01
Seattle	2002
Kayla Pedersen	Stanford '11
Tulsa	2011-12
Connecticut	2013-15, 17
Jeanette Pohlen	Stanford '11
Indiana	2011-13, 15-17
Nicole Powell	Stanford '04
Charlotte	2004
Sacramento	2005-09
New York	2010-12
Seattle Storm	2013-14
Karlise Samuelson	Stanford '17
Los Angeles	2018
Dallas	2019
Olympia Scott	Stanford '98
Utah	1998-99
Detroit	1999-2000
Indiana	2001-02, 06
Charlotte	2004
Sacramento	2005
Phoenix	2007-08

STANFORD (cont'd)

Alanna Smith	Stanford '19
Phoenix	2019
Brooke Smith	Stanford '07
Phoenix	2008-10
Charmin Smith	Stanford '97
Minnesota	1999
Seattle	2000-01
Phoenix	2003
Kate Starbird	Stanford '97
Sacramento	1999
Utah	2000-02
Seattle	2002
Indiana	2004
Kate Steding	Stanford '90
Sacramento	2000
Seattle	2001
Atlanta, Asst. Coach	2008
Joslyn Tinkle	Stanford '13
Seattle	2013
Jamila Wideman	Stanford '97
Los Angeles	1997-98
Cleveland	1999
Portland	2000
Candice Wiggins	Stanford '08
Minnesota	2008-12
Tulsa	2013
Los Angeles	2014
New York	2015
Val Whiting	Stanford '93
Detroit	1999
Minnesota	2000-02
Lindsay Yamasaki	Stanford '02
Miami	2002
New York	2003

UCLA

Nicole Anderson	UCLA '93
Los Angeles	1999
Monique Billings	UCLA '18
Atlanta	2018-19
Nikki Blue	UCLA '06
Washington	2006-09
New York	2010
Jordin Canada	UCLA '18
Seattle	2018-19
Michelle Greco	UCLA '03
Seattle	2004
Maylana Martin	UCLA '00
Minnesota	2000-01
Charlotte	2002
Noelle Quinn	UCLA '07
Minnesota	2007-08
Los Angeles	2009-11
Washington	2012
Seattle	2013-14, 16-18
Phoenix	2015
Seattle, Asst. Coach	2019
Rehema Stephens	UCLA '92
Sacramento	1998
Sandra Van Embricqs	UCLA '90
Los Angeles	1999
Natalie Williams	UCLA '92
Utah	1999-2002
Indiana	2003-05
Lisa Willis	UCLA '06
Los Angeles	2006
New York	2007-08

USC

Michelle Campbell	USC '97
Utah	1999
Washington	2000
Cynthia Cooper	USC '86
Houston	1997-2000, 03
Phoenix, Head Coach	2001-02
Temí Fagbenle	USC '17
Minnesota	2017-19
Kim Gessig	
Los Angeles	1997



USC (cont'd)

Jacki Gemelos	USC '12
Chicago Sky	2015
Briana (Gilbreath) Butler	USC '12
Phoenix	2013
Connecticut	2014
Indiana	2015
Ebony Hoffman	USC '04
Indiana	2004-10
Los Angeles	2011-13
Connecticut	2014
Monica Lamb	USC '87
Houston	1998-2000
Lisa Leslie	USC '94
Los Angeles	1997-09
Nicky McCrimmon	USC '94
Los Angeles	2000-04
Pamela McGee	
Sacramento	1997
Los Angeles	1998
Cheryl Miller	
Phoenix, Head Coach	1997-2000
Eshaya Murphy	USC '07
Minnesota	2007
Detroit	2008
Indiana	2009-10
Chicago	2010-13
Phoenix	2014
San Antonio	2017
Karleen Thompson	USC '96
Los Angeles, Asst. Coach	2002-04
Los Angeles, Interim Head Coach	2005-06
Houston, Asst. Coach	2005-06
Houston, Head Coach	2007
Atlanta Dream, Asst. Coach	2014-17
Tina Thompson	USC '97
Houston	1997-08
Los Angeles	2009-11
Seattle	2012-13
Adrain Williams	USC '99
Phoenix	2000-03
San Antonio	2004
Minnesota	2006
Sacramento	2007

UTAH

Leilani Mitchell	Utah '08
New York	2008-13
Phoenix	2015
Washington	2016
Phoenix	2017-19
Kim Smith	Utah '06
Sacramento	2006-08
Shona Thorburn	Utah '06
Minnesota	2006
Seattle	2007

WASHINGTON

Amber Hall	Washington '99
Portland	2002
Kristen O'Neill	Washington '03
Seattle	2008
Kelsey Plum	Washington '17
San Antonio	2017
Las Vegas	2018-19
Jamie Redd	Washington '99
Seattle	2000, 01, 02
Sami Whitcomb	Washington '10
Seattle	2017-19

WASHINGTON STATE

Shelley Patterson	Washington State '83
Indiana, Asst. Coach	2002-04
Charlotte, Asst. Coach	2006-09
Minnesota, Asst. Coach	2010-19

PAC-12 IN THE WNBA DRAFT HISTORY

1997 Player Allocation Draft

Player	School	Pos.	Rd	Pick	Team
Cynthia Cooper	USC	Guard		6	Houston Comets
Lisa Leslie	USC	Center		7	Los Angeles Sparks

1997 - Elite Draft

Player	School	Pos.	Rd	Pick	Team
Isabelle Fijalkowski	Colorado	C/F	1	2	Cleveland Rockers
Kym Hampton	ASU	C/F	1	4	New York Liberty

1997 - College Draft

Player	School	Pos.	Rd	Pick	Team
Tina Thompson	USC	Forward	1	1	Houston Comets
Pamela McGee	USC	Center	1	2	Sacramento Monarchs
Jamila Wideman	Stanford	Guard	1	3	Los Angeles Sparks
Raegan Scott	Colorado	F/C	3	21	Utah Starzz
Monique Ambers	ASU	Forward	4	25	Phoenix Mercury

1998 - College Draft

Player	School	Pos.	Rd	Pick	Team
Olympia Scott	Stanford	F/C	2	11	Utah Starzz
Rehema Stephens	UCLA	Guard	3	25	Los Angeles Sparks
Tanja Kostic	Oregon St.	Forward	3	26	Cleveland Rockers
Adia Barnes	Arizona	Forward	4	33	Sacramento Monarchs
Vanessa Nygaard	Stanford	Forward	4	39	New York Liberty
Monica Lamb-Lattin	USC	Center	4	40	Houston Comets

1999 - Expansion Draft

Player	School	Pos.	Rd	Pick	Team
Kristin Folk	Stanford	Forward		1	Minnesota

1999 - College Draft

Player	School	Pos.	Rd	Pick	Team
Natalie Williams	UCLA	Center	1	3	Utah Starzz
Jennifer Azzi	Stanford	Guard	1	5	Detroit Shock
Val Whiting	Stanford	Center	2	17	Detroit Shock
Sonja Henning	Stanford	Guard	2	24	Houston Comets
Kate Starbird	Stanford	Guard	3	26	Sacramento Monarchs

2000 - College Draft

Player	School	Pos.	Rd	Pick	Team
Maylana Martin	UCLA	Forward	1	10	Minnesota Lynx
Naomi Multiauopele	Stanford	Center	1	12	Utah Starzz
Katy Steding	Stanford	Forward	1	14	Sacramento Monarchs
Adrain Williams	USC	F/C	2	21	Phoenix Mercury
Milena Flores	Stanford	Guard	3	40	Miami Sol
Rhonda Y Smith	Washington	Center	3	46	Sacramento Monarchs
Marte Alexander	Arizona	Center	3	47	Los Angeles Sparks
Sophie Von Saldern	California	F/C	4	49	Cleveland Rockers
Nicky McCrimmon	USC	Guard	4	63	Los Angeles Sparks

2001 - College Draft

Player	School	Pos.	Rd	Pick	Team
Jenny Mowe	Oregon	Center	2	20	Portland Fire
Angeline Wolvert	Oregon	F/C	3	43	Cleveland Rockers
Reshea Bristol	Arizona	Guard	4	50	Charlotte Sting
Carolyn Moos	Stanford	Center	4	53	Phoenix Mercury

2002 - College Draft

Player	School	Pos.	Rd	Pick	Team
Felicia Ragland	Oregon St	Guard	2	28	Seattle Storm
Lindsey Yamasaki	Stanford	G/F	2	29	Miami Sol
Mandy Nightingale	Colorado	Guard	3	37	Portland Fire
Edniesha Curry	Oregon	Guard	3	41	Charlotte Sting
LaKeisha Taylor	Arizona	Center	4	49	Indiana Fever
Melody Jackson	Arizona St	Center	4	50	Portland Fire
Cori Enghusen	Stanford	Center	4	58	Houston Comets
Elizabeth Pickney	Arizona	Forward	4	60	Sacramento Monarchs

2003 - College Draft

Player	School	Pos.	Rd	Pick	Team
Shaquala Williams	Oregon	Guard	3	30	Cleveland Rockers
Nicole Kaczmarek	UCLA	Guard	3	39	New York Liberty

2004 - College Draft

Player	School	Pos.	Rd	Pick	Team
Nicole Powell	Stanford	Guard	1	3	Charlotte Sting
Ebony Hoffman	USC	Center	1	9	Indiana Fever

2005 - College Draft

Player	School	Pos.	Rd	Pick	Team
DeeDee Wheeler	Arizona	Guard	2	26	Los Angeles Sparks
Catherine Kraayeveld	Oregon	Forward	3	27	San Antonio Silver Stars

2006 - College Draft

Player	School	Pos.	Rd	Pick	Team
Lisa Willis	UCLA	Guard	1	5	Los Angeles Sparks
Shona Thorburn	Utah	Guard	1	7	Minnesota Lynx
Kim Smith	Utah	Forward	1	13	Sacramento Monarchs
Nikki Blue	UCLA	Guard	2	19	Washington Mystics

2007 - College Draft

Player	School	Pos.	Rd	Pick	Team
Noelle Quinn	UCLA	Guard	1	4	Minnesota Lynx
Shay Murphy	USC	Guard	2	15	Minnesota Lynx
Brooke Smith	Stanford	Center	2	23	Sacramento Monarchs
Kristen Newlin	Stanford	F/C	3	34	Houston Comets
Emily Westerberg	Arizona St	Forward	3	37	Phoenix Mercury

2008 - College Draft

Player	School	Pos.	Rd	Pick	Team
Candice Wiggins	Stanford	Guard	1	3	Minnesota Lynx
Lindsey Pluimer	UCLA	Guard	2	20	Washington Mystics
Leilani Mitchell	Utah	Guard	2	25	Phoenix Mercury

2009 - College Draft

Player	School	Pos.	Rd	Pick	Team
Briann January	Arizona St	Guard	1	6	Indiana Fever
Ashley Walker	California	Forward	1	12	Seattle Storm
Camille LeNoir	USC	Guard	2	23	Washington Mystics
Morgan Warburton	Utah	Guard	3	33	Sacramento Monarchs

2010 - College Draft

Player	School	Pos.	Rd	Pick	Team
Jayne Appel	Stanford	F/C	1	5	San Antonio Silver Stars
Alexis Gray-Lawson	California	Guard	3	30	Washington Mystics

2011 - College Draft

Player	School	Pos.	Rd	Pick	Team
Kayla Pedersen	Stanford	Forward	1	7	Tulsa Shock
Jeanette Pohlen	Stanford	Guard	1	9	Indiana Fever
Brittany Spears	Colorado	Forward	2	19	Phoenix Mercury
Ify Ibekwe	Arizona	Center	2	24	Seattle Storm

2012 - College Draft

Player	School	Pos.	Rd	Pick	Team
Nnemkadi Ogwumike	Stanford	Forward	1	1	Los Angeles Sparks
Jacki Gemelos	USC	Guard	3	31	Minnesota Lynx
Amanda Johnson	Oregon	Forward	3	33	Phoenix Mercury
Briana Gilbreath	USC	Guard	3	35	Washington Mystics

2013 - College Draft

Player	School	Pos.	Rd	Pick	Team
Layshia Clarendon	California	Guard	1	9	Indiana Fever
Davellyn Whyte	Arizona	Guard	2	16	San Antonio Silver Stars
Chucky Jeffery	Colorado	Guard	2	24	Minnesota Lynx

2014 - College Draft

Player	School	Pos.	Rd	Pick	Team
Chiney Ogwumike	Stanford	Forward	1	1	Connecticut Sun
Michelle Plouffe	Utah	Forward	2	19	Seattle Storm
Cassie Harberts	USC	Forward	2	20	Atlanta Dream
Gennifer Brandon	California	Forward	2	22	Chicago Sky
Mikaela Ruef	Stanford	Forward	3	31	Seattle Storm

2015 - College Draft

Player	School	Pos.	Rd	Pick	Team
Brittany Boyd	California	Guard	1	9	New York Liberty
Reshanda Gray	California	Forward	2	16	Minnesota Lynx
Amber Orange	Stanford	Guard	2	23	New York Liberty
Promise Amukamara	Arizona State	Guard	3	36	Phoenix Mercury

2016 - College Draft

Player	School	Pos.	Rd	Pick	Team
Jamie Weisner	Oregon State	Guard	2	17	Connecticut Sun
Ruth Hamblin	Oregon State	Center	2	18	Dallas Wings
Lia Galdeira	Washington St.	Guard	2	19	Washington Mystics
Jillian Alleyne	Oregon	Forward	2	20	Phoenix Mercury
Talia Walton	Washington	Forward	3	29	Los Angeles Sparks
Nirra Fields	UCLA	Guard	3	32	Phoenix Mercury
Temi Fagbenle	USC	Guard	3	35	Minnesota Lynx

2017 - College Draft

Player	School	Pos.	Rd	Pick	Team
Kelsey Plum	Washington	Guard	1	1	San Antonio Stars
Sydney Wiese	Oregon State	Guard	1	11	Los Angeles Sparks
Erica McCall	Stanford	Forward	2	17	Indiana Fever
Chantel Osahor	Washington	Forward	2	21	Chicago Sky

2018 - College Draft

Player	School	Pos.	Rd	Pick	Team
Jordin Canada	UCLA	Guard	1	5	Seattle Storm
Marie Gülich	Oregon State	Center	1	12	Phoenix Mercury
Monique Billings	UCLA	Forward	2	15	Atlanta Dream
Mikayla Cowling	California	Guard	3	33	Connecticut Sun

2019 - College Draft

Player	School	Pos.	Rd	Pick	Team
Alanna Smith	Stanford	Forward	1	8	Phoenix Mercury
Kristine Anigwe	California	Forward	1	9	Connecticut Sun
Kennedy Burke	UCLA	Forward	2	22	Dallas Wings
Maitte Cazorla	Oregon	Guard	2	23	Atlanta Dream
Megan Huff	Utah	Forward	3	26	New York Liberty



Former Sun Devil Briann January has been in the WNBA since 2009. She was selected sixth overall by the Indiana Fever.



Stanford's Chiney Ogwumike was the second player from the Pac-12 in three years, and third all-time, to be drafted No. 1 overall. She went on to be named WNBA Rookie of the Year.



Washington's Kelsey Plum was the fourth player in Pac-12 history and the first Husky to be selected No. 1 in the WNBA Draft.



Throughout his career as a student-athlete, professional athlete and sports executive, Larry Scott has been a game changer: a bold, innovative leader with a vision for transformative change — from expansion and revitalization of the Pac-12 to equal prize money at Wimbledon. Commissioner Scott's firm belief that sport has the power to be a force for positive change has been the hallmark of his career.

EXPANSION AND INNOVATION AT THE PAC-12

In his 10 years as Pac-12 Commissioner, with the support of the Pac-12 universities' presidents and chancellors, Scott has orchestrated a rebranding of the conference, with messages of innovation, excellence and the advantages of a West Coast location at its core. Scott also led the conference through an expansion for the first time since 1978 by successfully adding Colorado and Utah.

During his tenure, the Pac-12 added a Football Championship Game, transformed its men's and women's basketball tournaments into must-attend events and secured an agreement for equal revenue sharing for the first time ever.

Scott has also led a transformation of the conference's media posture by delivering much-needed revenue, dramatically increasing exposure for women's and Olympic sports, establishing ever-evolving digital and mobile platforms for Pac-12 content, and creating training and employment opportunities for thousands of Pac-12 students interested in launching media careers. To achieve these goals, he delivered a landmark media rights agreement with ESPN and FOX and created Pac-12 Networks, the first-ever integrated media company owned by a collegiate conference.

Commissioner Scott and the presidents and chancellors of the Pac-12 have led the way in ensuring that Pac-12 universities' academic missions and the growth and development of student-athletes remain the primary focus of intercollegiate athletics. Through a series of reforms, Pac-12 schools have committed to enhanced student-athlete benefits, including increasing scholarship limits to cover the full cost of attending college and adding student-athletes to the conference's formal governance structure. For the 7,000 student-athletes in the Pac-12, participation in intercollegiate athletics provides an avenue to earn a degree from one of the best universities in the world. Scott is staunchly committed to retaining college sports a vital component of American higher education by continually adapting to the changing needs of today's student-athletes.

Under Scott's leadership, the Pac-12 also created a Student-Athlete Health and Well-Being Initiative: a collective effort between the conference and its member universities to identify ways to reduce injuries, share current best practices, and conduct research to uncover new ways to keep student-athletes as safe as possible. Over the last six years, the Pac-12's Student-Athlete Health and Well-Being Grant Program has funded millions of dollars in research on Pac-12 campuses focused on everything from head trauma to overuse injuries to thermal management.

Scott's vision for the conference also reaches beyond geographic borders. In 2011, the Pac-12 launched Pac-12 Global, an initiative that aims to expand the conference's and its members' footprint around the world. Since its advent, Pac-12 Global has been the catalyst for several international athletic events and student-athlete cultural exchange programs, all while spreading Pac-12 universities' brands to new audiences. In 2015, the Pac-12 hosted the first-ever regular season basketball game, collegiate or professional, to be played in China and has since made the Pac-12 China Game an annual opener to the college basketball season. The conference has also made inroads in Australia, where a team of Pac-12 men's basketball all-stars traveled and competed during the summer of 2016.

All the while, the athletic excellence that has defined the Pac-12 for over a century has only increased during Scott's tenure. In May of 2017, the Pac-12 won its 500th NCAA team championship, becoming the first conference to hit the milestone and putting the Pac-12 nearly 200 NCAA Championships ahead of any other conference. With 526 NCAA titles total thanks to a nation-leading 13 during the 2018-19 campaign, the Conference has remained the winningest conference in the country for the last 14-straight years and 53 of the past 59 seasons. Pac-12 athletes have also made their mark on the world in recent years, winning a total of 55 medals at the 2016 Rio Olympics, a number that would have made the conference fifth in the medal count had it been a country.

PROVEN LEADERSHIP IN ATHLETICS

Scott succeeded Tom Hansen as the sixth Commissioner of what was then the Pac-10 Conference on July 1, 2009. Before that, he served for six years as Chairman and Chief Executive Officer of the Sony Ericsson Women's Tennis Association (WTA) Tour, where he helped generate unprecedented growth and popularity for women's professional tennis on a global scale.

At the WTA Tour, Scott worked with Billie Jean King and others to achieve the long-sought goal of equal prize money for women in tennis' grand slam events. He also became the architect of the largest-ever sponsorship in both women's sports and professional tennis, a six-year \$88-million title sponsorship agreement with Sony Ericsson. His many other WTA achievements include the largest television deal in women's tennis history, a reform package that led to a 40 percent increase in prize money, and \$750 million in facilities investments.

Scott's career in athletics extends back to his captaincy of the Harvard men's tennis team, where he was named an All-American, earned a B.A. in History, and developed a first-hand understanding of the importance of maintaining balance between academics and athletics.

He went on to play tennis professionally on the ATP circuit, winning one title, and then going on to work for more than a decade with the ATP, where his roles included Chief Operating Officer, President of ATP Properties and Executive Vice President of the International Group. In those roles, he was credited with significantly increasing the global popularity of men's tennis, establishing the Tennis Masters Cup as one of the sport's most successful events, negotiating a renewal of the ATP's 13-year partnership with Mercedes-Benz that remains one of the preeminent sponsorship agreements in tennis history and launching tournaments in places such as China and the Persian Gulf.

RECOGNITION AND SERVICE

Scott has often earned recognition for his visionary leadership. He has been a finalist for the Sports Executive of the Year Award given by Sports Business Journal and was awarded the Vision Award by Cynopsis Sports. Scott was also given the Americanism Award by the Anti-Defamation League in tribute to his mission of fostering positive change through sports. He currently serves on the ADL Board as the Vice Chair.

Scott also serves on several other boards inside and outside of intercollegiate athletics, including those of the National Football Foundation, the 150th Anniversary of College Football, College Football Playoff LLC Management Committee, the Rose Bowl Management Committee and the Women's Sports Foundation.

Larry and his wife, Cybille, live in Danville, Calif., and have three children: Alexander, Sebastien and Alannah.

SCOTT QUICK FACTS

CURRENT POSITION:

Commissioner • Pac-12 Conference
July 1, 2009-Present

PREVIOUS POSITION:

Chairman & CEO • WTA Tour
April 15, 2003-June 30, 2009

HONORS:

- Finalist for Sports Business Journal Sports Executive of the Year, 2012
- Vision Award Winner, Cynopsis Sports Awards, 2012
- Americanism Award Recipient, Anti-Defamation League, 2013
- TIME Magazine's List of Best Sports Executives, 2008

EDUCATION:

Harvard University, B.A. European History
1986 graduate with Honors

ATHLETIC ACCOMPLISHMENTS:

All-American tennis player at Harvard
Three-year professional tennis player, winning one ATP title

PREVIOUS PAC-12 COMMISSIONERS

EDWIN N. ATHERTON	1940-1944
VICTOR O. SCHMIDT	1944-1959
THOMAS J. HAMILTON	1959-1971
WILES HALLOCK	1971-1983
THOMAS C. HANSEN	1983-2009
LAWRENCE G. SCOTT	2009-Present

STANFORD WINS 25TH DIRECTORS' CUP SIX PAC-12 MEMBERS AMONG TOP 25

The STANFORD Cardinal captured its 25th-consecutive Directors' Cup with USC and UCLA finishing fifth and sixth, respectively, leading the Pac-12 Conference to another impressive finish in the final 2018-19 Division I Learfield IMG College Directors' Cup standings. The Pac-12 placed six teams among the top 25 as only the 14-member SEC had more with eight.

Led by six NCAA titles (women's volleyball, women's swimming and diving, men's gymnastics, women's water polo, women's tennis, men's golf), Stanford won its 25th-consecutive Cup. In all, the Cardinal posted 16 top five finishes in tallying a record 1,567.75 points. It's the fifth time Stanford has eclipsed 1,500.00 points.

Behind one NCAA title (men's water polo) and four runner-up finishes on the women's side (indoor track and field, beach volleyball, outdoor track and field, water polo), USC finished in the top 10 for the eighteenth time in the history of the Directors' Cup, coming in fifth with 1,075.75 points. UCLA posted a pair of national titles (beach volleyball and softball) to place sixth with 1,056.50 points for its 23rd top-10 finish. CALIFORNIA placed 18th overall with 835.75 points, aided by a national title in men's swimming and diving, to claim its 20th consecutive top-20 finish. Coming in at 19th with 821 points, ARIZONA STATE posted its first top-20 finish since 2013.

Thanks in part to a women's rowing title, WASHINGTON posted its second-most points with 801.00 to finish 24th. OREGON placed 27th (762.25 points), ARIZONA was 41st (572.50), followed by COLORADO in 50th (511.00) as the Buffs captured their third NCAA women's cross country title. OREGON STATE placed 65th (364.35), followed by UTAH in 79th (278.75) after the Utes took home the NCAA skiing title, and WASHINGTON STATE rounds out the team scoring for the Pac-12, finishing 88th (206.50).

The success of the Pac-12 in the Cup was bolstered by the capturing of 13 NCAA titles, most among all conferences. In addition, nine Pac-12 league members combined to post 32 top-four finishes in 24 NCAA championships.

The Directors' Cup was developed as a joint effort between the National Association of Collegiate Directors of Athletics (NACDA) and USA Today. 19 sports - four of which must be baseball and men's basketball, women's basketball and women's volleyball. Then the next highest 15 (max.) sports scored for each institution, regardless of gender, will be used in the standings.

CONFERENCE COMPARISONS

Conference*	Top 20 Schools	Membership Ratio
Pac-12 (12)	5	.417
ACC (15)	5	.333
Big Ten (14)	5	.357
SEC (14)	4	.286

* based on 2018-19 membership

WHERE THEY RANKED

	School	Total Pts
1.	Stanford	1567.75
5.	USC	1075.75
6.	UCLA	1056.50
18.	California	835.75
19.	Arizona State	821.00
24.	Washington	801.00
27.	Oregon	762.25
41.	Arizona	572.50
50.	Colorado	511.00
65.	Oregon State	364.35
79.	Utah	278.75
88.	Washington State	206.50

TOM HANSEN CONFERENCE MEDAL WINNERS



A Conference Medal is awarded annually to each member institution's outstanding senior male and female student-athlete based on the exhibition of the greatest combination of performance and achievement in scholarship, athletics and leadership.

Conference medal winners have been named every year since the 1960-61 academic year. In 2009, the Pac-12 renamed the award the Tom Hansen Conference Medal in honor of Hansen, who retired at the end of June 2009 after serving for 26 years as Commissioner of the Pac-10.

Following are the 2018-19 award winners:

2018-19 PAC-12 TOM HANSEN CONFERENCE MEDAL WINNERS

School	Men	Women
Arizona	Chatham Dobbs, Swimming & Diving	Katrina Konopka, Swimming & Diving
Arizona State	David Hoffer, Swimming & Diving	Kianna Ibis, Basketball
California	Andrew Seliskar, Swimming & Diving	Kristine Anigwe, Basketball
Colorado	Wilson Belk, Golf	Kaitlyn Benner, Cross Country/T&F
Oregon	Ryan Gronlund, Golf	Shannon Williams, Lacrosse
Oregon State	Stephen Thompson Jr., Basketball	Alina Hagstrom, Rowing
Stanford	Harrison Williams, Track and Field	Ella Eastin, Swimming & Diving
UCLA	Micah Ma'a, Volleyball	Izzy Carey, Beach Volleyball
USC	Justin Suh, Golf	Terese Cannon, Beach Volleyball
Utah	Chase Hansen, Football	Kari Lee, Gymnastics
Washington	Ben Burr-Kirven, Football	Stacey Fung, Tennis
Washington State	Gardner Minshew II, Football	Taylor Mims, Volleyball

**JAMIE ZANINOVICH • Deputy Commissioner and Chief Operating Officer**

Deputy Commissioner Jamie Zaninovich comes to the Pac-12 after six years as the commissioner of the West Coast Conference. At the Pac-12, Zaninovich has responsibility for all aspects of the Pac-12 Conference's administrative operations, including television administration, sport management, championships, football bowl relationships, governance, enforcement, compliance, and officiating.

In his time with the WCC, Zaninovich led the conference through a period of unprecedented membership growth, transformed the conference basketball championships into successful events, and brought forward television and digital media advances that showcased the WCC's brand regionally, nationally and internationally.

Zaninovich was a member of the NCAA Division I Men's Basketball Committee from 2011-2014 and is a past Chair of the Division I Collegiate Commissioners Association Division I Subdivision. He is also a founding member of the Board of Managers and Competition Committee of the Men's Basketball Officiating LLC, a past member of the NCAA Committee on Women's Athletics and was named one of the prestigious "40 Under 40" honorees by the Sports Business Journal in 2010.

A native of Eugene, Oregon, Zaninovich is a graduate of Stanford University and the Stanford University Graduate School of Business. Prior to the WCC, he served as a sports administrator at both Stanford and Princeton University.

**WOODIE DIXON • General Counsel, Senior Vice President Business Affairs**

Woodie Dixon joined the Pac-12 in April 2010 and manages all business affairs, in-house legal matters and human resources for the Conference and Pac-12 Networks, as well as football administration for the Conference.

Prior to joining the Pac-12, Dixon spent six years (2004-10) as General Counsel for the NFL's Kansas City Chiefs overseeing all legal matters for the franchise, including player, marketing, sponsorship, stadium operations, special event and sales contracts, litigation and licensing. Previously, he has practiced law with the NFL, Sidley, Austin, Brown & Wood LLP in Chicago, and Dorsey & Whitney LLP in Minneapolis, Minn.

Dixon is a graduate of Harvard Law School, the University of Massachusetts graduate program in Sports Management and Amherst College.

**TERESA GOULD • Senior Associate Commissioner, Sports Management & Institutional Services**

Teresa Gould joined the Pac-12 Conference in July 2018 after serving a variety of successful leadership roles in major collegiate athletics, in broadcast and revenue generation. In her Pac-12 role, Gould manages sports administration and championships for Pac-12 women's basketball and all Olympic sports, oversees governance and compliance and serves as the conference's senior women's administrator, reporting to Commissioner Larry Scott.

At the University of California, Davis she served as Interim Athletic Director from 2015-16 after having held the role of associate executive director and chief revenue officer of the alumni association.

From 2001-14, Gould worked in the athletic department at the University of California, Berkeley where among a number of position she served as deputy director of athletics, external relations and chief of staff to the athletic director. In these roles, her responsibilities included development of the athletic department's strategic plan and administration of all sports, in addition to serving as member of the Pac-12 Council. Previously, Gould spent eight years at the West Coast Conference where she served as associate commissioner, as well as three

years at ESPN in the role of conference coordination and rights acquisition.

**ERIK HARDENBERGH • Chief of Staff**

Erik Hardenbergh joined the Pac-12 as the Vice President of Public Affairs in July 2012. Hardenbergh leads the development and execution of public relations plans and strategies promoting the interests and reputation of the Pac-12 and Pac-12 Networks. Hardenbergh plays a pivotal role in enhancing the Conference's visibility at local, national and global levels.

Most recently, Hardenbergh spent four years as the Vice President of the Glover Park Group in Washington, D.C., where he developed strategic messaging platforms and coordinated integrated campaigns for companies including JPMorgan Chase and United Technologies. Hardenbergh has also worked for several sports media outlets including Yahoo! Sports, Fox Sports Northwest and ABC Sports.

Hardenbergh holds a bachelor's degree in political science from Amherst College, where he was an Academic All-American and captained the golf team for three years. Hardenbergh also earned an MBA from the Kenan-Flagler Business School at University of North Carolina-Chapel Hill.

**DANETTE LEIGHTON • Chief Marketing Officer**

Danette Leighton joined the Pac-12 Conference in April 2010 as the Conference's first Chief Marketing Officer. Her responsibilities include leading the Conference and Pac-12 Networks in the development and implementation of strategic marketing and communication programs, as well as integrating and supporting the marketing interests of the member institutions. She oversees the areas of business operations, communications, event operations, marketing, public affairs and ticket sales, as well as the communications and marketing departments at Pac-12 Networks.

An Arizona graduate, Leighton returns to the Pac-12 where she began her career as a public relations intern. Most recently, she acted as Vice President of Marketing and Brand Development for Maloof Sports & Entertainment. She spent the last decade overseeing all marketing and branding efforts for the NBA's Sacramento Kings and ARCO Arena, as well as the business operations for the WNBA's Sacramento Monarchs.

Previously, she led Sony's sports marketing division, focusing on the PGA Tour and the Sony Open in Hawai'i. She also served as the executive director of the 1999 NCAA Women's Basketball Final Four at Stanford and worked in public relations for the Fiesta Bowl.

**BRENT WILLMAN • Chief Financial Officer**

Brent Willman was named Chief Financial Officer in March of 2018 after serving as the Senior Vice President, Finance for Pac-12 Networks since the launch of the Network. His responsibilities include monthly and annual financial statement preparation, long-range strategic planning and annual budgets, evaluating new business opportunities and supporting each department on all financial matters to ensure financial objectives are met.

With over 30 years of media finance and business experience, prior to joining the Pac-12, he spent time in the same position at the Oprah Winfrey Network (OWN) in Los Angeles. He was also CFO for TLC, the Game Show Network, IFILM and E! Entertainment Television. He also spent nine years with Times Mirror Company, the publisher of the Los Angeles Times.

Willman holds a bachelor's degree in accounting from Cal State Fresno. He started his career as a certified public accountant.



Ron Barker
Associate Commissioner,
Governance & Enforcement



Dave Hirsch
Vice President,
Communications



Will Hunter
Vice President,
Operations



Duane Lindberg
Associate Commissioner,
Television



Tammy Newman
Associate Commissioner,
Governance & Enforcement



Erik Price
Associate Commissioner,
Compliance



Chris Grant
Associate Commissioner,
Sports Management and
Championships



Dustin Rockne
Associate Commissioner,
Broadcast & Media
Administration



Andrew Walker
Vice President,
Public Affairs



Anna Roberts
Vice President,
Human Resources



Heather Vaughan
Vice President,
Marketing



David Coleman
Vice President, Officiating



Natalia Ciccone
Assistant Commissioner,
Communications



Chris Merino
Assistant Commissioner,
Compliance




Andrew Seidenberger
Assistant Commissioner
Basketball Operations and
Sports Administration



Cheryl Wong
Assistant Commissioner
Sports Management and
Championships



Michael Ortiz
Senior Director,
Video Operations



Sean Harris
Director, Sports Management
and Championships



Jesse Hooker
Director,
Communications



Josh Ishoo
Public Relations Director



Noveen Moinpour
Senior Manager,
Marketing



Shannon Ward
Controller



Cecile Catig
Accounts Payable
Specialist



Tyler Jahnke
Manager, Ticket Sales



In Ja Holcomb
Executive Assistant to the
Commissioner



VIOLET PALMER • Coordinator of Women's Basketball Officiating

A pioneer in refereeing, Violet Palmer was named the Conference's Coordinator of Women's Basketball Officiating in May 2010. The first woman to officiate a major U.S. professional sport at the highest level when she became a referee in the National Basketball Association (NBA) in 1997.

Palmer has officiated NBA playoff games and the WNBA Championships. Prior to joining the professional ranks, she spent nine seasons officiating at the collegiate level, including five NCAA Women's Final Fours and two National Championship games.

Palmer's duties with the Pac-12 will include identifying, recruiting, assigning, and evaluating referees and game observers. She has similar duties with the West Coast Conference and the Western Athletic Conference. Palmer's strength and focus on education and training will further develop the Conference's officials and elevate them to the next level.

Palmer is a native of Los Angeles and a four-year letterwinner at Cal Poly Pomona where she led the Broncos to the 1985 and 1986 NCAA crowns.



Dave Lucero
Manager,
Operations



Michael Brady
Manager,
Business Operations



Michelle Zhang
Manager,
International



Mike Hornick
Specialist, Video Operations




Wendy Heredia
Senior Administrative
Assistant
Marketing & Communications



Keisha May
Administrative
Assistant



Stephanie Toovey
Administrative
Assistant



Ryan Andersen
Fellow,
Communications



Nicole Mitchell
Fellow,
Communications



Lanea Tuiasosopo
Fellow,
Administrative



Juwaan Williams
Fellow,
Administrative



Dave Yeast
Coordinator of
Baseball Officiating



Bobby Dibler
Coordinator of Men's
Basketball Officiating



Joan Powell
Coordinator of Women's
Volleyball Officiating



Sandra Hunt
Coordinator of Women's
Soccer Officiating



Joanne Venditto
Coordinator of
Softball Officiating

NCAA TEAM TITLES WON BY CONFERENCE (ALL-TIME)

based on 2018-19 conference memberships

TEAM	INDIVIDUAL
1. Pac-12..... 526	1. Pac-12..... 2,379
2. Big Ten..... 314	2. Big Ten..... 1,797
3. Southeastern..... 231	3. SEC..... 1,520
4. Big 12..... 184	4. Big 12..... 1,097
5. Atlantic Coast..... 158	5. ACC..... 556
6. Ivy..... 99	6. Ivy..... 457
7. American Athletic..... 52	7. American Athletic..... 243
8. Conference USA..... 41	8. Big East..... 217
9. Summit..... 39	9. Mountain West..... 222
10. West Coast..... 32	10. Conference USA..... 166

PAC-12 NCAA TEAM TITLES

Arizona.....	19
Arizona State.....	24
California.....	38
Colorado.....	27
Oregon.....	33
Oregon State.....	4
Stanford.....	123
UCLA.....	118
USC.....	107
Utah.....	22
Washington.....	9
Washington State.....	2

NCAA TEAM TITLES WON (ALL-TIME) BY CONFERENCE

MEN	WOMEN
1. Pac-12..... 304	1. Pac-12..... 191
2. Big Ten..... 218	2. Southeastern..... 107
3. Big 12..... 125	3. Big Ten..... 75
4. Southeastern..... 124	4. Atlantic Coast..... 62
5. Atlantic Coast..... 87	5. Big 12..... 37
6. Ivy..... 58	6. American Athletic..... 19
7. American Athletic..... 33	7. Ivy..... 16
8. Conference USA..... 29	8. Big East..... 12
9. West Coast..... 23	9. Conference USA..... 12
10. Big Sky..... 21	10. West Coast..... 9

COMBINED

1. Pac-12..... 31
2. Ivy..... 25
Summit..... 24
4. Big 12..... 21
Big Ten..... 21

BY SCHOOL

MEN	WOMEN
1. USC..... 85	1. STANFORD..... 57
2. UCLA..... 75	2. UCLA..... 43
3. STANFORD..... 66	4. North Carolina..... 31
4. Oklahoma State..... 52	3. LSU..... 25
5. Arkansas..... 42	5. Texas..... 23
6. Michigan..... 33	6. Maryland..... 22
7. CALIFORNIA..... 29	USC..... 22
8. Yale..... 27	8. Georgia..... 21
9. three tied..... 24	9. Florida..... 18
	10. Connecticut..... 15

COMBINED

1. Denver..... 24
2. COLORADO..... 19
West Virginia..... 19

NCAA INDIVIDUAL TITLES WON (ALL-TIME) BY CONFERENCE

MEN	WOMEN
1. Big Ten..... 1,516	1. Pac-12..... 808
2. Pac-12..... 1,370	2. Southeastern..... 737
3. Big 12..... 818	3. Big 12..... 249
4. Southeastern..... 780	4. Big Ten..... 218
5. Atlantic Coast..... 336	5. Atlantic Coast..... 179

COMBINED

1. Pac-12..... 188
2. Ivy..... 124
3. Summit League..... 90
4. America East..... 71
5. Big Ten..... 63

BY SCHOOL

MEN	WOMEN
1. USC..... 326	1. STANFORD..... 232
2. Michigan..... 278	2. Georgia..... 169
3. STANFORD..... 272	3. Texas..... 159
4. Ohio State..... 223	4. Florida..... 158
5. Texas..... 214	5. LSU..... 120
6. Oklahoma State..... 169	6. UCLA..... 109
7. UCLA..... 166	7. CALIFORNIA..... 99
8. CALIFORNIA..... 157	8. ARIZONA..... 94
9. Oklahoma..... 148	9. USC..... 86
10. Illinois..... 146	10. OREGON..... 53

COMBINED

1. COLORADO..... 95
2. Denver..... 90
3. UTAH..... 76

NCAA TEAM & INDIVIDUAL TITLES WON BY PAC-12 SCHOOLS (ALL-TIME)

TEAM TITLES

MEN	WOMEN	COMBINED
USC..... 85	Stanford..... 57	Colorado..... 19
UCLA..... 75	UCLA..... 43	Utah..... 12
Stanford..... 66	USC..... 22	TOTAL..... 31
California..... 29	Arizona State..... 13	
Oregon..... 19	Arizona..... 12	
Arizona State..... 11	Oregon..... 14	
Arizona..... 7	Utah..... 9	
Colorado..... 5	California..... 9	
Oregon State..... 4	Washington..... 9	
Washington State..... 2	Colorado..... 3	
Utah..... 1	TOTAL..... 191	
TOTAL..... 304		

INDIVIDUAL TITLES

MEN	WOMEN	COMBINED
USC..... 326	Stanford..... 232	Colorado..... 95
Stanford..... 278	UCLA..... 110	Utah..... 76
UCLA..... 168	Arizona..... 94	Stanford..... 14
California..... 162	California..... 99	Washington..... 2
Oregon..... 104	USC..... 86	Washington State..... 1
Arizona..... 83	Arizona State..... 53	TOTAL..... 188
Washington State..... 79	Oregon..... 53	
Arizona State..... 68	Utah..... 25	
Washington..... 55	Washington..... 24	
Oregon State..... 32	Colorado..... 19	
Colorado..... 23	Oregon State..... 7	
Utah..... 5	Washington State..... 6	
TOTAL..... 1,383	TOTAL..... 808	

ALL-TIME NCAA CHAMPIONSHIPS BY SPORT » WOMEN'S SPORTS

BASKETBALL (4)

1982-83—USC
1983-84—USC
1989-90—Stanford
1991-92—Stanford

BEACH VOLLEYBALL (4)

2016—USC
2017—USC
2018—UCLA
2019—UCLA

CROSS COUNTRY (13)

1983—Oregon
1987—Oregon
1997—Stanford
2000—Colorado
2003—Stanford
2004—Colorado
2005—Stanford
2006—Stanford
2007—Stanford
2008—Washington
2012—Oregon
2016—Oregon
2018—Colorado

GOLF (19)

1990—Arizona State
1991—UCLA
1993—Arizona State
1994—Arizona State
1995—Arizona State
1996—Arizona
1997—Arizona State
1998—Arizona State
2000—Arizona
2003—USC
2004—UCLA
2008—USC
2009—Arizona State
2011—UCLA
2013—USC
2015—Stanford
2016—Washington

2017—Arizona State
2018—Arizona

GYMNASTICS (16)

1982—Utah
1983—Utah
1984—Utah
1985—Utah
1986—Utah
1990—Utah
1992—Utah
1994—Utah
1995—Utah
1997—UCLA
2000—UCLA
2001—UCLA
2003—UCLA
2004—UCLA
2010—UCLA
2018—UCLA

ROWING (10)

1997—Washington
1998—Washington
2001—Washington
2005—California
2006—California
2009—Stanford
2016—California
2017—Washington
2018—California
2019—Washington

SOCCER (6)

2007—USC
2011—Stanford
2013—UCLA
2014—USC
2016—USC
2017—Stanford

SOFTBALL (24)

1982—UCLA
1984—UCLA
1985—UCLA
1988—UCLA
1989—UCLA
1990—UCLA
1991—Arizona
1992—UCLA
1993—Arizona
1994—Arizona
1996—Arizona
1997—Arizona
1999—UCLA
2001—Arizona
2002—California
2003—UCLA
2004—UCLA
2006—Arizona
2007—Arizona
2008—Arizona State
2009—Washington
2010—UCLA
2011—Arizona State
2019—UCLA

SWIMMING (17)

1983—Stanford
1989—Stanford
1992—Stanford
1993—Stanford
1994—Stanford
1995—Stanford
1996—Stanford
1997—USC
1998—Stanford
2008—Arizona
2009—California
2011—California
2012—California
2015—California
2017—Stanford
2018—Stanford
2019—Stanford

TENNIS (24)

1982—Stanford
1983—USC
1984—Stanford
1985—USC
1986—Stanford
1987—Stanford
1988—Stanford
1989—Stanford
1990—Stanford
1991—Stanford
1997—Stanford
1999—Stanford
2001—Stanford
2002—Stanford
2004—Stanford
2005—Stanford
2006—Stanford
2008—UCLA
2010—Stanford
2013—Stanford
2014—UCLA
2016—Stanford
2018—Stanford
2019—Stanford

INDOOR TRACK (11)

2000—UCLA
2001—UCLA
2007—Arizona State
2008—Arizona State
2010—Oregon
2011—Oregon
2012—Oregon
2013—Oregon
2014—Oregon
2016—Oregon
2017—Oregon

OUTDOOR TRACK (9)

1982—UCLA
1983—UCLA
1985—Oregon
2001—USC
2004—UCLA

2007—Arizona State
2015—Oregon
2017—Oregon
2018—USC

VOLLEYBALL (16)

1981—USC
1984—UCLA
1990—UCLA
1991—UCLA
1992—Stanford
1995—Stanford
1996—Stanford
1997—Stanford
2001—Stanford
2002—USC
2003—USC
2004—Stanford
2005—Washington
2011—UCLA
2016—Stanford
2018—Stanford

WATER POLO (19)

2001—UCLA
2002—Stanford
2003—UCLA
2004—USC
2005—UCLA
2006—UCLA
2007—UCLA
2008—UCLA
2009—UCLA
2010—USC
2011—Stanford
2012—Stanford
2013—USC
2014—Stanford
2015—Stanford
2016—USC
2017—Stanford
2018—USC
2019—Stanford



California won its fourth NCAA men's swimming & diving title since 2011 and its sixth all-time. Conference teams have captured 25 national championships in the sport all-time.



Led by two-time national player of the year and Honda Cup winner Rachel Garcia, UCLA won its NCAA-leading 12th national championship in softball and the Conference's first since 2011.

ALL-TIME NCAA CHAMPIONSHIPS BY SPORT » MEN'S SPORTS

BASEBALL (29)

1947—California
 1948—USC
 1957—California
 1958—USC
 1961—USC
 1963—USC
 1965—Arizona State
 1967—Arizona State
 1968—USC
 1969—Arizona State
 1970—USC
 1971—USC
 1972—USC
 1973—USC
 1974—USC
 1976—Arizona
 1977—Arizona State
 1978—USC
 1980—Arizona
 1981—Arizona State
 1986—Arizona
 1987—Stanford
 1988—Stanford
 1998—USC
 2006—Oregon State
 2007—Oregon State
 2012—Arizona
 2013—UCLA
 2018—Oregon State

BASKETBALL (16)

1938-39—Oregon
 1941-42—Stanford
 1943-44—Utah
 1958-59—California
 1963-64—UCLA
 1964-65—UCLA
 1966-67—UCLA
 1967-68—UCLA
 1968-69—UCLA
 1969-70—UCLA
 1970-71—UCLA
 1971-72—UCLA
 1972-73—UCLA
 1974-75—UCLA
 1994-95—UCLA
 1996-97—Arizona

BOXING (1)

1937—Wash. State

CROSS COUNTRY (16)

1961—Oregon State
 1971—Oregon
 1973—Oregon
 1974—Oregon
 1977—Oregon
 1996—Stanford
 1997—Stanford
 2001—Colorado

2002—Stanford
 2003—Stanford
 2004—Colorado
 2006—Colorado
 2007—Oregon
 2008—Oregon
 2013—Colorado
 2014—Colorado

GOLF (16)

1938—Stanford
 1939—Stanford
 1941—Stanford
 1942—Stanford
 1946—Stanford
 1953—Stanford
 1988—UCLA
 1990—Arizona State
 1992—Arizona
 1994—Stanford
 1996—Arizona State
 2004—California
 2007—Stanford
 2008—UCLA
 2016—Oregon
 2019—Stanford

GYMNASTICS (14)

1962—USC
 1968—California
 1975—California
 1984—UCLA
 1986—Arizona State
 1987—UCLA
 1992—Stanford
 1993—Stanford
 1995—Stanford
 1997—California
 1998—California
 2009—Stanford
 2011—Stanford
 2019—Stanford

SKIING (31)

1959—Colorado
 1960—Colorado
 1972—Colorado
 1973—Colorado
 1974—Colorado
 1975—Colorado
 1976—Colorado
 1977—Colorado
 1978—Colorado
 1979—Colorado
 1981—Utah
 1982—Colorado
 1983—Utah
 1984—Utah
 1986—Utah
 1987—Utah
 1988—Utah

1991—Colorado
 1993—Utah
 1995—Colorado
 1996—Utah
 1997—Utah
 1998—Colorado
 1999—Colorado
 2003—Utah
 2006—Colorado
 2011—Colorado
 2013—Colorado
 2015—Colorado
 2017—Utah
 2019—Utah

SOCCER (7)

1985—UCLA
 1990—UCLA
 1998—UCLA
 2002—UCLA
 2015—Stanford
 2016—Stanford
 2017—Stanford

SWIMMING (25)

1960—USC
 1963—USC
 1964—USC
 1965—USC
 1966—USC
 1967—Stanford
 1974—USC
 1975—USC
 1976—USC
 1977—USC
 1979—California
 1980—California
 1982—UCLA
 1985—Stanford
 1986—Stanford
 1987—Stanford
 1992—Stanford
 1993—Stanford
 1994—Stanford
 1998—Stanford
 2008—Arizona
 2011—California
 2012—California
 2014—California
 2019—California

TENNIS (54)

1946—USC
 1950—UCLA
 1951—USC
 1952—UCLA
 1953—UCLA
 1954—UCLA
 1955—USC
 1956—UCLA
 1958—USC

1960—UCLA
 1961—UCLA
 1962—USC
 1963—USC
 1964—USC
 1965—UCLA
 1966—USC
 1967—USC
 1968—USC
 1969—USC
 1970—UCLA
 1971—UCLA
 1973—Stanford
 1974—Stanford
 1975—UCLA
 1976—UCLA

USC
 1977—Stanford
 1978—Stanford
 1979—UCLA
 1980—Stanford
 1981—Stanford
 1982—UCLA
 1983—Stanford
 1984—UCLA
 1986—Stanford
 1988—Stanford
 1989—Stanford
 1990—Stanford
 1991—USC
 1992—Stanford
 1993—USC
 1994—USC
 1995—Stanford
 1996—Stanford
 1997—Stanford
 1998—Stanford
 2000—Stanford
 2002—USC
 2005—UCLA
 2009—USC
 2010—USC
 2011—USC
 2012—USC
 2014—USC

INDOOR TRACK (8)

1967—USC
 1972—USC
 1977—Wash. State
 2008—Arizona State
 2009—Oregon
 2014—Oregon
 2015—Oregon
 2016—Oregon

OUTDOOR TRACK (47)

1922—California
 1925—Stanford
 1926—USC
 1928—Stanford

1930—USC
 1931—USC
 1934—Stanford
 1935—USC
 1936—USC
 1937—USC
 1938—USC
 1939—USC
 1940—USC
 1941—USC
 1942—USC
 1943—USC
 1949—USC
 1950—USC
 1951—USC
 1952—USC
 1953—USC
 1954—USC
 1955—USC
 1956—UCLA
 1958—USC
 1961—USC
 1962—Oregon
 1963—USC
 1964—Oregon
 1965—Oregon
 USC
 1966—UCLA
 1967—USC
 1968—USC
 1970—Oregon
 1971—UCLA
 1972—UCLA
 1973—UCLA
 1976—USC
 1977—Arizona State
 1978—UCLA
 1984—Oregon
 1987—UCLA
 1988—UCLA
 2000—Stanford
 2014—Oregon
 2015—Oregon

VOLLEYBALL (25)

1970—UCLA
 1971—UCLA
 1972—UCLA
 1974—UCLA
 1975—UCLA
 1976—UCLA
 1977—USC
 1979—UCLA
 1980—USC
 1981—UCLA
 1982—UCLA
 1983—UCLA
 1984—UCLA
 1987—UCLA
 1988—USC
 1989—UCLA

1990—USC
 1993—UCLA
 1995—UCLA
 1996—UCLA
 1997—Stanford
 1998—UCLA
 2000—UCLA
 2006—UCLA
 2010—Stanford

WATER POLO (45)

1969—UCLA
 1971—UCLA
 1972—UCLA
 1973—California
 1974—California
 1975—California
 1976—Stanford
 1977—California
 1978—Stanford
 1980—Stanford
 1981—Stanford
 1983—California
 1984—California
 1985—Stanford
 1986—Stanford
 1987—California
 1988—California
 1990—California
 1991—California
 1992—California
 1993—Stanford
 1994—Stanford
 1995—UCLA
 1996—UCLA
 1998—USC
 1999—UCLA
 2000—UCLA
 2001—Stanford
 2002—Stanford
 2003—USC
 2004—UCLA
 2005—USC
 2006—California
 2007—California
 2008—USC
 2009—USC
 2010—USC
 2011—USC
 2012—USC
 2013—USC
 2014—UCLA
 2015—UCLA
 2016—California
 2017—UCLA
 2018—USC

WRESTLING (1)

1988—Arizona State

ALL-TIME NON-NCAA CHAMPIONSHIPS BY SPORT » MEN'S SPORTS

FOOTBALL (Polls)

1954—UCLA (UPI)
 1962—USC (AP, UPI)
 1967—USC (AP, UPI)
 1972—USC (AP, UPI)
 1974—USC (UPI)
 1978—USC (UPI)
 1991—Washington (UPI, USA)
 2003—USC (AP)
 2004—USC (BCS)

ROWING (31)

(IRA: pre-1979;
 Cincinnati Regatta; 1982-)
 1923—Washington
 1924—Washington
 1926—Washington
 1928—California
 1932—California
 1934—California
 1935—California
 1936—Washington

1937—Washington
 1939—California
 1940—Washington
 1941—Washington
 1948—Washington
 1949—California
 1950—California
 1960—California
 1961—California
 1964—California
 1970—Washington

1976—California
 1984—Washington
 1997—Washington
 1999—California
 2000—California
 2002—California
 2007—Washington
 2009—Washington
 2011—Washington
 2012—Washington
 2013—Washington

2014—Washington
 2016—California



PAC-12 CHAMPIONSHIPS

BY SCHOOL » MEN'S TITLES

SPORT	ARIZ	ASU	CAL	COLO	ORE	OSU	STAN	UCLA	USC	UTAH	WASH	WSU
Baseball	4	10	23	0	12	14	17	10	37	1	14	22
Basketball	15	0	15	0	4	12	11	31	7	0	13	2
Cross Country	6	0	0	6	16	0	14	2	1	0	2	4
Football	1	3	14	0	11	5	15	17	39	0	17	4
Golf	3	12	2	0	4	0	11	5	21	0	6	0
Gymnastics*	0	1	13	0	4	0	2	9	1	0	3	0
Rowing	0	0	17	0	0	0	0	5	0	0	39	0
Soccer	0	0	3	0	0	0	6	8	0	0	2	0
Swimming	0	0	6	0	4	2	53	2	25	0	20	1
Tennis	0	0	7	0	0	0	23	40	34	0	41	0
Track & Field	0	1	3	0	22	1	5	18	41	0	9	5
Water Polo*	0	0	13	0	0	0	11	11	4	0	0	0
Wrestling	0	18	0	0	3	23	1	1	0	0	3	1
TOTALS	29	45	116	6	80	57	169	159	210	1	169	39

* Pac-10 Championship until 1992, when the Mountain Pacific Sports Federation was founded.

Others: Baseball (Portland State 1), Basketball (Idaho 2), Cross Country (Idaho 1), Wrestling (Boise State 6, Cal State Bakersfield 1)

^ Two titles later vacated due to NCAA penalty



The Pac-12 hosts championships in 16 sports throughout the school year, including basketball, cross country, golf, rowing, swimming & diving, and tennis for both men's and women's. The Conference also hosts championships in beach volleyball, women's gymnastics, women's lacrosse and wrestling.

TOTAL PAC-12 CHAMPIONSHIPS MEN'S & WOMEN'S

Stanford	297
USC	237^
UCLA	236
Washington	212
California	142
Oregon	110
Oregon State	67
Arizona State	60
Arizona	55
Washington State	41^
Colorado.....	11
Utah.....	4

Note: Championships includes ties. Championships also includes titles won where sports were split into Northern and Southern Division.

^ Two titles later vacated due to NCAA penalty

BY SCHOOL » WOMEN'S TITLES

SPORT	ARIZ	ASU	CAL	COLO	ORE	OSU	STAN	UCLA	USC	UTAH	WASH	WSU
Basketball	1	2	1	0	4	3	23	1	2	0	3	0
Beach Volleyball	0	0	0	0	0	0	0	1	3	0	0	0
Cross Country	1	0	0	4	10	0	15	0	0	0	3	0
Golf	8	8	2	0	0	0	2	7	6	0	0	0
Gymnastics	0	0	0	0	0	6	5	19	0	3	0	0
Lacrosse	0	0	0	1	0	0	0	0	1	0	0	0
Rowing	0	0	12	0	0	0	0	2	1	0	17	0
Soccer	0	0	1	0	0	0	14	11	1	0	2	0
Softball	11	2	3	0	5	1	1	10	0	0	3	0
Swimming	4	0	4	0	0	0	22	2	1	0	0	0
Tennis	0	0	2	0	0	0	27	2	4	0	9	2
Track & Field	0	3	0	0	11	0	1	15	3	0	0	0
Volleyball	1	0	1	0	0	0	18	7	5	0	6	0
TOTALS	26	15	26	5	30	10	128	77	27	3	43	2



After competing for the Conference wrestling title since 1963, Stanford claimed its first-ever Pac-12 crown. It was one of four Pac-12 men's titles for Stanford in 2018-19.



Washington swept the men's and women's Pac-12 rowing titles for the third year in a row.

ALL-TIME PAC-12 CHAMPIONSHIPS BY SPORT » MEN'S SPORTS

BASEBALL

1916 — California
 1917 — California
 1918 — Oregon
 1919 — Washington
 1920 — California
 1921 — California
 1922 — Washington
 1923 — California (So.)
 Washington (No.)
 1924 — California
 USC
 Stanford
 1925 — Stanford (So.)
 Washington (No.)
 1926 — California (So.)
 Washington (No.)
 1927 — USC (So.)
 Stanford (So.)
 California (So.)
 Washington State (No.)
 1928 — California (So.)
 Oregon (No.)
 Washington State (No.)
 1929 — California (So.)
 Washington (No.)
 1930 — USC (So.)
 Washington (No.)
 1931 — Stanford (So.)
 USC (So.)
 Washington (No.)
 1932 — California (So.)
 Washington (No.)
 1933 — California (So.)
 Washington State (No.)
 1934 — California (So.)
 Oregon (No.)
 1935 — California (So.)
 USC (So.)
 Oregon (No.)
 1936 — USC (So.)
 Washington State (No.)
 1937 — USC (So.)
 Oregon (No.)
 1938 — California (So.)
 Oregon State (No.)
 Washington State (No.)
 1939 — USC (So.)
 Oregon (No.)
 1940 — California (So.)
 Oregon State (No.)
 1941 — USC (So.)
 Oregon (No.)
 1942 — USC (So.)
 Oregon (No.)
 1943 — California (So.)
 Oregon (No.)
 Oregon State (No.)
 1944 — UCLA (So.)
 Washington State (No.)
 1945 — California (So.)
 Washington State (No.)
 1946 — USC (So.)
 Oregon (No.)
 1947 — California
 1948 — USC
 1949 — USC
 1950 — Washington State
 1951 — USC
 1952 — Oregon State
 1953 — Stanford
 1954 — Oregon
 1955 — USC
 1956 — Washington State
 1957 — California

1958 — USC
 1959 — USC
 1960 — California (So.)
 USC (So.)
 Washington State (No.)
 1961 — USC (So.)
 Washington State (No.)
 1962 — USC (So.)
 Oregon State (No.)
 1963 — USC (So.)
 Oregon State (No.)
 1964 — USC (So.)
 Oregon (No.)
 1965 — USC (So.)
 Washington State (No.)
 1966 — Stanford (So.)
 California (So.)
 Washington State (No.)
 1967 — Stanford
 1968 — USC
 1969 — UCLA
 1970 — USC
 1971 — USC
 1972 — USC
 1973 — USC
 1974 — USC
 1975 — USC
 1976 — UCLA (So.)
 Washington State (No.)
 1977 — USC
 1978 — USC
 1979 — UCLA
 1980 — Arizona
 California
 1981 — Arizona State
 1982 — Arizona State
 1983 — Oregon State (No.)
 Stanford (So.)
 1984 — Arizona State (So.)
 Washington State (No.)
 Portland State (No.)
 1985 — Stanford (So.)
 Washington State (No.)
 1986 — UCLA (So.)
 Oregon State (No.)
 1987 — Stanford (So.)
 Washington State (No.)
 1988 — Arizona State (So.)
 Washington State (No.)
 1989 — Arizona (So.)
 Washington State (No.)
 1990 — Stanford (So.)
 Washington State (No.)
 1991 — USC (So.)
 Washington State (No.)
 1992 — Arizona (So.)
 Washington (No.)
 1993 — Arizona State (So.)
 Washington (No.)
 1994 — Stanford (So.)
 Oregon State (No.)
 1995 — USC (So.)
 Washington State (No.)
 1996 — USC (So.)
 Washington (No.)
 1997 — Washington
 1998 — Washington
 1999 — Stanford
 2000 — Arizona State
 Stanford
 UCLA
 2001 — USC
 2002 — USC
 2003 — Stanford
 2004 — Stanford

2005 — Oregon State
 2006 — Oregon State
 2007 — Arizona State
 2008 — Arizona State
 2009 — Arizona State
 2010 — Arizona State
 2011 — UCLA
 2012 — Arizona
 UCLA
 2013 — Oregon State
 2014 — Oregon State
 2015 — UCLA
 2016 — Utah
 2017 — Oregon State
 2018 — Stanford
 2019 — UCLA

BASKETBALL

Regular-season champion.
 1915-16 — Oregon State
 California
 1916-17 — Washington State
 1918-19 — Oregon
 1919-20 — Stanford
 1920-21 — Stanford
 California
 1921-22 — Idaho
 1922-23 — Idaho
 1923-24 — California
 1924-25 — California
 1925-26 — California
 1926-27 — California
 1927-28 — USC
 1928-29 — California
 1929-30 — USC
 1930-31 — Washington
 1931-32 — California
 1932-33 — Oregon State
 1933-34 — Washington
 1934-35 — USC
 1935-36 — Stanford
 1936-37 — Stanford
 1937-38 — Stanford
 1938-39 — Oregon
 1939-40 — USC
 1940-41 — Washington State
 1941-42 — Stanford
 1942-43 — Washington
 1943-44 — Washington
 California
 1944-45 — Oregon
 UCLA
 1945-46 — California
 1946-47 — Oregon State
 1947-48 — Washington
 1948-49 — Oregon State
 1949-50 — UCLA
 1950-51 — Washington
 1951-52 — UCLA
 1952-53 — Washington
 1953-54 — USC
 1954-55 — Oregon State
 1955-56 — UCLA
 1956-57 — California
 1957-58 — Oregon State
 California
 1958-59 — California
 1959-60 — California
 1960-61 — USC
 1961-62 — UCLA
 1962-63 — Stanford
 UCLA
 1963-64 — UCLA
 1964-65 — UCLA
 1965-66 — Oregon State

1966-67 — UCLA
 1967-68 — UCLA
 1968-69 — UCLA
 1969-70 — UCLA
 1970-71 — UCLA
 1971-72 — UCLA
 1972-73 — UCLA
 1973-74 — UCLA
 1974-75 — UCLA
 1975-76 — UCLA
 1976-77 — UCLA
 1977-78 — UCLA
 1978-79 — UCLA
 1979-80 — Oregon State
 1980-81 — Oregon State
 1981-82 — Oregon State
 1982-83 — UCLA
 1983-84 — Oregon State
 Washington
 1984-85 — USC
 Washington
 1985-86 — Arizona
 1986-87 — UCLA
 1987-88 — Arizona
 1988-89 — Arizona
 1989-90 — Arizona
 Oregon State
 1990-91 — Arizona
 1991-92 — UCLA
 1992-93 — Arizona
 1993-94 — Arizona
 1994-95 — UCLA
 1995-96 — UCLA
 1996-97 — UCLA
 1997-98 — Arizona
 1998-99 — Stanford
 1999-00 — Arizona
 Stanford
 2000-01 — Stanford
 2001-02 — Oregon
 2002-03 — Arizona
 2003-04 — Stanford
 2004-05 — Arizona
 2005-06 — UCLA
 2006-07 — UCLA
 2007-08 — UCLA
 2008-09 — Washington
 2009-10 — California
 2010-11 — Arizona
 2011-12 — Washington
 2012-13 — UCLA
 2013-14 — Arizona
 2014-15 — Arizona
 2015-16 — Oregon
 2016-17 — Arizona
 Oregon
 2017-18 — Arizona
 2018-19 — Washington

1982 — Oregon
 1983 — Arizona
 1984 — Arizona
 1985 — Stanford
 1986 — Arizona
 1987 — Arizona
 1988 — Oregon
 1989 — Oregon
 1990 — Oregon
 1991 — Arizona
 1992 — Oregon
 1993 — Washington
 1994 — Washington
 1995 — Oregon
 1996 — Stanford
 1997 — Stanford
 1998 — Stanford
 1999 — Arizona
 2000 — Stanford
 2001 — Stanford
 2002 — Stanford
 2003 — Stanford
 2004 — Stanford
 2005 — Stanford
 2006 — Oregon
 2007 — Oregon
 2008 — Oregon
 2009 — Stanford
 2010 — Stanford
 2011 — Colorado
 2012 — Colorado
 2013 — Colorado
 2014 — Colorado
 2015 — Colorado
 2016 — Colorado
 2017 — Stanford
 2017 — Stanford

FOOTBALL

1916 — Washington
 1917 — Washington State
 1918 — California
 1919 — Washington
 Oregon
 1920 — California
 1921 — California
 1922 — California
 1923 — California
 1924 — Stanford
 1925 — Washington
 1926 — Stanford
 1927 — USC
 Stanford
 1928 — USC
 1929 — USC
 1930 — Washington State
 1931 — USC
 1932 — USC
 1933 — Oregon
 Stanford
 1934 — Stanford
 1935 — California
 Stanford
 UCLA
 1936 — Washington
 1937 — California
 1938 — California
 USC
 1939 — USC
 1940 — Stanford
 1941 — Oregon State
 1942 — UCLA
 1943 — USC
 1944 — USC
 1945 — USC

CROSS COUNTRY

1957 — Idaho
 1958 — USC
 1969 — Oregon
 1970 — Oregon
 1971 — Washington State
 1972 — Washington State
 1973 — Oregon
 1974 — Washington State
 1975 — Washington State
 1976 — Oregon
 1977 — Oregon
 1978 — Oregon
 1979 — Oregon
 1980 — UCLA
 1981 — UCLA



ALL-TIME PAC-12 CHAMPIONSHIPS BY SPORT » MEN'S SPORTS

1946 — UCLA
 1947 — USC
 1949 — California
 1948 — Oregon
 California
 1950 — California
 1951 — Stanford
 1952 — USC
 1953 — UCLA
 1954 — UCLA
 1955 — UCLA
 1956 — Oregon State
 1957 — Oregon State
 Oregon
 1958 — California
 1959 — Washington
 USC
 UCLA
 1960 — Washington
 1961 — UCLA
 1962 — USC
 1963 — Washington
 1964 — Oregon State
 USC
 1965 — UCLA
 1966 — USC
 1967 — USC
 1968 — USC
 1969 — USC
 1970 — Stanford
 1971 — Stanford
 1972 — USC
 1973 — USC
 1974 — USC
 1975 — UCLA
 California
 1976 — USC
 1977 — Washington
 1978 — USC
 1979 — USC
 1980 — Washington
 1981 — Washington
 1982 — UCLA
 1983 — UCLA
 1984 — USC
 1985 — UCLA
 1986 — Arizona State
 1987 — USC
 UCLA
 1988 — USC
 1989 — USC
 1990 — Washington
 1991 — Washington
 1992 — Washington
 Stanford
 1993 — UCLA
 Arizona
 USC
 1994 — Oregon
 Washington
 1995 — USC
 Washington
 1996 — Arizona State
 1997 — Washington State
 UCLA
 1998 — UCLA
 1999 — Stanford
 2000 — Oregon
 Oregon State
 Washington
 2001 — Oregon
 2002 — USC
 Washington State
 2003 — USC
 2004 — USC^
 2005 — USC^

2006 — USC
 California
 2007 — USC
 Arizona State
 2008 — USC
 2009 — Oregon
 2010 — Oregon
 2011 — Oregon
 2012 — Stanford
 2013 — Stanford
 2014 — Oregon
 2015 — Stanford
 2016 — Washington
 2017 — USC
 2018 — Washington

GOLF

1958 — USC
 1959 — Oregon
 1960 — Stanford
 1961 — Washington
 1962 — USC
 1963 — Washington
 1964 — USC
 1965 — USC
 1966 — USC
 1967 — USC
 1968 — Stanford
 1969 — USC
 1970 — Stanford
 1971 — USC
 1972 — USC
 1973 — USC
 1974 — Stanford
 1975 — USC
 1976 — USC (So.)
 Oregon (No.)
 1977 — Stanford (So.)
 Oregon (No.)
 1978 — USC
 1979 — Arizona State
 1980 — USC
 1981 — Arizona State
 1982 — UCLA
 1983 — UCLA
 1984 — USC
 1985 — UCLA
 1986 — USC
 1987 — Arizona
 1988 — Washington
 1989 — Arizona State
 1990 — Arizona State
 1991 — Arizona
 1992 — Stanford
 1993 — Arizona State
 1994 — Stanford
 1995 — Arizona State
 1996 — Arizona State
 1997 — Arizona State
 1998 — Arizona State
 1999 — Arizona State
 2000 — Arizona State
 2001 — USC
 2002 — USC
 2003 — UCLA
 2004 — Arizona
 2005 — Washington
 2006 — UCLA
 2007 — USC
 2008 — Arizona State
 2009 — Washington
 2010 — Washington
 2011 — USC
 2012 — California
 2013 — California
 2014 — Stanford

2015 — Stanford
 2016 — Stanford
 2017 — Oregon
 2018 — USC
 2018 — Stanford

GYMNASTICS

1961 — California
 1962 — California
 USC
 1963 — Washington
 1964 — Washington
 1965 — Washington
 1966 — California
 1967 — UCLA
 1968 — California
 1969 — California
 1970 — California
 1971 — California
 1972 — California
 1973 — California
 1974 — California
 1975 — California
 1976 — California
 1977 — Oregon
 1978 — Oregon
 1979 — Oregon
 1980 — Oregon
 1981 — UCLA
 1982 — UCLA
 1983 — UCLA
 1984 — UCLA
 1985 — Arizona State
 1986 — UCLA
 1987 — California
 1988 — UCLA
 1989 — UCLA
 1990 — Stanford
 1991 — UCLA
 1992 — Stanford

ROWING

1960 — California
 1961 — Washington
 1962 — Washington
 1963 — Washington
 1964 — California
 1965 — Washington
 1966 — Washington
 1967 — UCLA
 1968 — Washington
 1969 — Washington
 1970 — UCLA
 1971 — Washington
 1972 — Washington
 1973 — Washington
 1974 — Washington
 1975 — Washington
 1976 — Washington
 1977 — Washington
 1978 — Washington
 1979 — California
 1980 — Washington
 1981 — Washington
 1982 — California
 1983 — Washington
 1984 — Washington
 1985 — Washington
 1986 — California
 1987 — UCLA
 1988 — UCLA
 1989 — UCLA
 1990 — Washington
 1991 — Washington
 1992 — Washington
 1993 — Washington

1994 — California
 1995 — Washington
 1996 — Washington
 1997 — Washington
 1998 — California
 1999 — California
 2000 — California
 2001 — California
 2002 — California
 2003 — California
 2004 — Washington
 2005 — California
 2006 — California
 2007 — Washington
 2008 — Washington
 2009 — California
 2010 — Washington
 2011 — Washington
 2012 — Washington
 2013 — Washington
 2014 — Washington
 2015 — Washington
 2016 — California
 2017 — Washington
 2018 — Washington
 2019 — Washington

SOCCER

2000 — Washington
 2001 — Stanford
 2002 — UCLA
 2003 — UCLA
 2004 — UCLA
 2005 — UCLA
 2006 — California
 2007 — California
 2008 — UCLA
 2009 — UCLA
 2010 — California
 2011 — UCLA
 2012 — UCLA
 2013 — Washington
 2014 — Stanford
 2015 — Stanford
 2016 — Stanford
 2017 — Stanford
 2018 — Stanford

SWIMMING

1928 — USC
 1929 — Stanford
 1930 — Stanford
 1931 — Stanford
 1932 — Stanford
 1933 — Stanford
 1934 — Washington
 1935 — USC (So.)
 Oregon (No.)
 1936 — USC (So.)
 Oregon (No.)
 1937 — Stanford (So.)
 Oregon (No.)
 1938 — Stanford (So.)
 Oregon State (No.)
 1939 — USC (So.)
 Washington (No.)
 1940 — USC (So.)
 Washington (No.)
 1941 — California (So.)
 Washington (No.)
 1942 — USC (So.)
 Oregon (No.)
 1943 — Washington
 1946 — Stanford (So.)
 Washington (No.)

1947 — Stanford (So.)
 Washington (No.)
 1948 — Stanford (So.)
 Washington (No.)
 1949 — USC (So.)
 Washington (No.)
 1950 — Stanford (So.)
 Washington State (No.)
 1951 — Stanford (So.)
 Washington (No.)
 1952 — Stanford (So.)
 Washington (No.)
 1953 — Stanford (So.)
 Washington (No.)
 1954 — Stanford (So.)
 Washington (No.)
 1955 — Stanford (So.)
 Washington (No.)
 1956 — Stanford (So.)
 Washington (No.)
 1957 — Stanford (So.)
 Oregon State (No.)
 1958 — Stanford (So.)
 Washington (No.)
 1959 — Stanford (So.)
 Washington (No.)
 1961 — USC
 1962 — USC
 1963 — USC
 1964 — USC
 1965 — USC
 1966 — USC
 1967 — USC
 1968 — USC
 1969 — USC
 1970 — UCLA
 1971 — UCLA
 1972 — USC
 1973 — USC
 1974 — USC
 1975 — USC
 1976 — USC (So.)
 Washington (No.)
 1977 — USC (So.)
 Washington (No.)
 1978 — USC (So.)
 Washington (No.)
 1979 — USC
 1980 — California
 1981 — California
 1982 — Stanford
 1983 — Stanford
 1984 — Stanford
 1985 — Stanford
 1986 — Stanford
 1987 — Stanford
 1988 — Stanford
 1989 — Stanford
 1990 — Stanford
 1991 — Stanford
 1992 — Stanford
 1993 — Stanford
 1994 — Stanford
 1995 — Stanford
 1996 — Stanford
 1997 — Stanford
 1998 — Stanford
 1999 — Stanford
 2000 — Stanford
 2001 — Stanford
 2002 — Stanford
 2003 — Stanford
 2004 — Stanford
 2005 — Stanford
 2006 — Stanford
 2007 — Stanford

ALL-TIME PAC-12 CHAMPIONSHIPS BY SPORT » MEN'S SPORTS

2008 — Stanford
 2009 — Stanford
 2010 — Stanford
 2011 — Stanford
 2012 — Stanford
 2013 — California
 2014 — California
 2015 — USC
 2016 — Stanford
 2017 — Stanford
 2018 — California
 2019 — California

TENNIS

1928 — Stanford
 1929 — Stanford
 1930 — California
 1931 — Stanford
 1932 — UCLA
 1933 — California
 Stanford
 1934 — USC
 1935 — Stanford
 1936 — USC
 1937 — California
 1938 — USC (So.)
 Washington (No.)
 1939 — California (So.)
 Washington (No.)
 1940 — USC (So.)
 Washington (No.)
 1941 — USC (So.)
 Washington (No.)
 1942 — Stanford (So.)
 Washington (No.)
 1943 — USC (So.)
 Washington (No.)
 1944 — USC
 1945 — UCLA
 1946 — USC (So.)
 Washington (No.)
 1947 — UCLA (So.)
 USC (So.)
 Washington (No.)
 1948 — UCLA (So.)
 USC (So.)
 Washington (No.)
 1949 — UCLA (So.)
 USC (So.)
 Washington (No.)
 1950 — USC (So.)
 Washington (No.)
 1951 — UCLA (So.)
 Washington (No.)
 1952 — California (So.)
 UCLA (So.)
 Washington (No.)
 1953 — California (So.)
 Washington (No.)
 1954 — UCLA (So.)
 Washington (No.)
 1955 — USC (So.)
 Washington (No.)
 1956 — UCLA (So.)
 Washington (No.)
 1957 — UCLA (So.)
 USC (So.)
 Washington (No.)
 1958 — UCLA
 1959 — UCLA
 1960 — UCLA
 1961 — UCLA
 1962 — USC
 1963 — USC
 1964 — USC
 1965 — UCLA

1966 — USC
 1967 — USC
 1968 — USC
 1969 — UCLA
 1970 — UCLA
 1971 — UCLA
 1972 — Stanford
 1973 — UCLA
 1974 — Stanford
 1975 — UCLA
 1976 — UCLA (So.)
 Washington (No.)
 1977 — UCLA (So.)
 Washington (No.)
 1978 — Stanford (So.)
 Washington (No.)
 1979 — Stanford (So.)
 Washington (No.)
 1980 — Stanford (So.)
 USC (So.)
 Washington (No.)
 1981 — UCLA (So.)
 Washington (No.)
 1982 — UCLA (So.)
 Washington (No.)
 1983 — Stanford (So.)
 Washington (No.)
 1984 — USC (So.)
 Washington (No.)
 1985 — UCLA (So.)
 Washington (No.)
 1986 — UCLA (So.)
 Washington (No.)
 1987 — USC (So.)
 Washington (No.)
 1988 — Stanford (So.)
 Washington (No.)
 1989 — UCLA (So.)
 Washington (No.)
 1990 — UCLA (So.)
 Washington (No.)
 1991 — USC (So.)
 Washington (No.)
 1992 — USC (So.)
 Washington (No.)
 1993 — USC (So.)
 Washington (No.)
 1994 — USC (So.)
 Washington (No.)
 1995 — Stanford (So.)
 Washington (No.)
 1996 — UCLA (So.)
 Washington (No.)
 1997 — Stanford (So.)
 Washington (No.)
 1998 — Stanford
 1999 — Stanford
 UCLA
 2000 — Stanford
 2001 — Stanford
 2002 — UCLA
 2003 — Stanford
 2004 — UCLA
 USC
 2005 — UCLA
 Washington
 2006 — Stanford
 UCLA
 2007 — UCLA
 2008 — USC
 2009 — UCLA
 2010 — Stanford
 USC
 2011 — USC
 2012 — USC
 2013 — UCLA

2014 — USC
 2015 — Stanford
 USC
 2016 — Stanford
 2017 — UCLA
 2018 — UCLA
 2019 — UCLA

TRACK & FIELD

1919 — California
 1920 — California
 1921 — Washington
 1922 — Washington
 1923 — California
 1924 — Oregon
 1925 — Stanford
 1926 — Stanford
 1927 — Stanford
 1928 — Washington
 1929 — USC
 1930 — USC (So.)
 Washington (No.)
 1931 — USC (So.)
 Washington (No.)
 1932 — USC (So.)
 Washington (No.)
 1933 — Washington State
 1934 — Oregon
 1935 — USC (So.)
 Washington (No.)
 1936 — USC
 1937 — USC
 1938 — USC
 1939 — USC
 1940 — USC
 1941 — USC
 1942 — USC
 1943 — Washington
 1944 — USC
 1945 — USC
 1946 — Oregon State
 1947 — Washington
 1948 — USC
 1949 — USC
 1950 — USC
 1951 — USC
 1952 — USC
 1953 — USC
 1954 — USC
 1955 — USC
 1956 — UCLA
 1957 — USC
 1958 — USC
 1959 — USC
 1960 — USC
 1961 — USC
 1962 — USC
 1963 — USC
 1964 — USC
 1965 — Oregon
 1966 — UCLA
 1967 — Oregon
 1968 — USC
 1969 — UCLA
 1970 — UCLA
 1971 — UCLA
 1972 — USC
 1973 — UCLA
 1974 — USC
 1975 — USC
 1976 — USC
 1977 — USC
 1978 — USC
 1979 — Oregon
 1980 — UCLA
 1981 — Arizona State

1982 — UCLA
 1983 — Washington State
 1984 — Washington State
 1985 — Washington State
 1986 — Oregon
 1987 — UCLA
 1988 — UCLA
 1989 — UCLA
 1990 — Oregon
 1991 — Washington State
 1992 — UCLA
 1993 — UCLA
 1994 — UCLA
 1995 — UCLA
 1996 — UCLA
 1997 — USC
 1998 — UCLA
 1999 — USC
 2000 — USC
 2001 — Stanford
 2002 — Stanford
 2003 — Oregon
 2004 — UCLA
 2005 — Oregon
 2006 — USC
 2007 — Oregon
 2008 — Oregon
 2009 — Oregon
 2010 — Oregon
 2011 — Oregon
 2012 — Oregon
 2013 — Oregon
 2014 — Oregon
 2015 — Oregon
 2016 — Oregon
 2017 — Oregon
 2018 — Oregon
 2019 — Oregon

WATER POLO

1960 — California
 1961 — California
 USC
 1962 — USC
 1963 — USC
 1964 — USC
 UCLA
 Stanford
 1965 — UCLA
 1966 — UCLA
 1967 — UCLA
 1968 — UCLA
 1969 — UCLA
 1970 — UCLA
 1971 — UCLA
 1972 — UCLA
 1973 — California
 1974 — UCLA
 1975 — California
 UCLA
 Stanford
 1976 — Stanford
 1977 — Stanford
 1978 — Stanford
 1979 — California
 1980 — Stanford
 California
 1981 — Stanford
 1982 — Stanford
 1983 — California
 1984 — Stanford
 1985 — Stanford
 1986 — Stanford
 1987 — California
 1988 — California
 1989 — California

1990 — California
 1991 — California
 1992 — California

WRESTLING

1963 — Washington State
 1964 — UCLA
 1965 — Oregon State
 1966 — Oregon State
 1967 — Oregon State
 1968 — Oregon State
 1969 — Oregon State
 1970 — Oregon State
 1971 — Washington
 1972 — Washington
 Oregon State
 1973 — Oregon State
 1974 — Washington
 1975 — Oregon
 1976 — Oregon State
 1977 — Oregon State
 1978 — Oregon State
 1979 — Oregon State
 1980 — Arizona State
 1981 — Oregon
 1982 — Oregon
 1983 — Oregon State
 1984 — Oregon State
 1985 — Arizona State
 1986 — Arizona State
 1987 — Arizona State
 1988 — Arizona State
 1989 — Arizona State
 1990 — Arizona State
 1991 — Arizona State
 1992 — Oregon State
 1993 — Arizona State
 1994 — Oregon State
 1995 — Arizona State
 1996 — Cal State Bakersfield
 1997 — Arizona State
 1998 — Arizona State
 1999 — Boise State
 2000 — Boise State
 2001 — Arizona State
 2002 — Boise State
 2003 — Arizona State
 2004 — Boise State
 2005 — Arizona State
 2006 — Arizona State
 2007 — Oregon State
 2008 — Boise State
 2009 — Boise State
 2010 — Oregon State
 2011 — Boise State
 2012 — Oregon State
 2013 — Oregon State
 2014 — Oregon State
 2015 — Oregon State
 2016 — Oregon State
 2017 — Arizona State
 2018 — Arizona State
 2019 — Stanford



ALL-TIME PAC-12 CHAMPIONSHIPS BY SPORT » WOMEN'S SPORTS

BASKETBALL

1986-87 — USC
1987-88 — Washington
1988-89 — Stanford
1989-90 — Stanford
Washington
1990-91 — Stanford
1991-92 — Stanford
1992-93 — Stanford
1993-94 — USC
1994-95 — Stanford
1995-96 — Stanford
1996-97 — Stanford
1997-98 — Stanford
1998-99 — UCLA
Oregon
1999-00 — Oregon
2000-01 — Arizona State
Stanford
Washington
2001-02 — Stanford
2002-03 — Stanford
2003-04 — Arizona
Stanford
2004-05 — Stanford
2005-06 — Stanford
2006-07 — Stanford
2007-08 — Stanford
2008-09 — Stanford
2009-10 — Stanford
2010-11 — Stanford
2011-12 — Stanford
2012-13 — California
Stanford
2013-14 — Stanford
2014-15 — Oregon State
2015-16 — Arizona State
Oregon State
2016-17 — Oregon State
2017-18 — Oregon
2018-19 — Oregon

BEACH VOLLEYBALL

2016 — USC
2017 — USC
2018 — UCLA
2019 — UCLA

CROSS COUNTRY

1986 — Oregon
1987 — Oregon
1988 — Oregon
1989 — Washington
1990 — Oregon
1991 — Oregon
1992 — Oregon
1993 — Stanford
1994 — Stanford
1995 — Oregon
1996 — Stanford
1997 — Stanford
1998 — Stanford
1999 — Stanford
2000 — Stanford
2001 — Stanford
2002 — Stanford
2003 — Stanford
2004 — Stanford
2005 — Stanford
2006 — Stanford
2007 — Stanford
2008 — Washington
2009 — Washington
2010 — Stanford
2011 — Colorado
2012 — Oregon
2013 — Arizona
2014 — Oregon

2015 — Colorado
2016 — Colorado
2017 — Colorado
2018 — Oregon

GOLF

1987 — Arizona State
1988 — Arizona State
1989 — USC
1990 — UCLA
1991 — UCLA
1992 — Arizona
1993 — Arizona State
1994 — Arizona State
1995 — Arizona State
1996 — Arizona State
1997 — Arizona
1998 — Arizona
1999 — Stanford
2000 — Arizona
2001 — Arizona
2002 — Arizona
2003 — California
2004 — UCLA
2005 — UCLA
2006 — UCLA
2007 — Arizona State
2008 — USC
2009 — Arizona State
2010 — Arizona
2011 — USC
2012 — California
2013 — USC
2014 — Stanford
2015 — Arizona
2016 — USC
2017 — UCLA
2018 — UCLA
2019 — USC

GYMNASTICS

1987 — UCLA
1988 — UCLA
1989 — UCLA
1990 — UCLA
1991 — Oregon State
1992 — Oregon State
1993 — UCLA
1994 — Oregon State
1995 — UCLA
1996 — Oregon State
1997 — UCLA
1998 — Stanford
1999 — UCLA
2000 — UCLA
2001 — Stanford
2002 — UCLA
2003 — UCLA
2004 — Stanford
2005 — UCLA
2006 — Stanford
2007 — UCLA
2008 — Stanford
2009 — UCLA
2010 — UCLA
2011 — Oregon State
2012 — UCLA
2013 — Oregon State
2014 — Utah
2015 — Utah
2016 — UCLA
2017 — Utah
2018 — UCLA
2019 — UCLA

ROWING

1987 — Washington
1988 — Washington
1989 — Washington
1990 — UCLA
1991 — UCLA
1992 — Washington
1993 — Washington
1994 — California
1995 — Washington
1996 — Washington
1997 — Washington
1998 — Washington
1999 — Washington
2000 — Washington
2001 — Washington
2002 — Washington
2003 — Washington
2004 — California
2005 — California
2006 — California
2007 — USC
2008 — California
2009 — California
2010 — California
2011 — California
2012 — California
2013 — California
2014 — Stanford
2015 — California
2016 — California
2017 — Washington
2018 — Washington
2019 — Washington

SOCCER

1993 — Stanford
1994 — None
1995 — Stanford
1996 — Stanford
1997 — UCLA
1998 — UCLA
USC
California
1999 — Stanford
2000 — Washington
2001 — UCLA
2002 — Stanford
2003 — UCLA
2004 — UCLA
2005 — UCLA
2006 — UCLA
2007 — UCLA
2008 — UCLA
2009 — Stanford
2010 — Stanford
2011 — Stanford
2012 — Stanford
2013 — UCLA
2014 — UCLA
2015 — Stanford
2016 — Stanford
2017 — Stanford
2018 — Stanford

SOFTBALL

1987 — California
1988 — UCLA
1989 — UCLA
1990 — UCLA
1991 — UCLA
1992 — Arizona
1993 — UCLA
1994 — Arizona
1995 — Arizona
1996 — Washington
1997 — Arizona
1998 — Arizona
1999 — UCLA
2000 — Washington
2001 — Arizona
2002 — UCLA
2003 — Arizona
2004 — Arizona
2005 — Arizona
California
Oregon State
Stanford
2006 — UCLA
2007 — Arizona
2008 — Arizona State
2009 — UCLA
2010 — Washington
2011 — Arizona State
2012 — California
2013 — Oregon
2014 — Oregon
2015 — Oregon
2016 — Oregon
2017 — Arizona
2018 — Oregon
2019 — UCLA
Washington

SWIMMING

1987 — Stanford
1988 — Stanford
1989 — Stanford
1990 — Stanford
1991 — Stanford
1992 — Stanford
1993 — Stanford
1994 — Stanford
1995 — Stanford
1996 — Stanford
1997 — Stanford
1998 — Stanford
1999 — Stanford
2000 — Arizona
2001 — UCLA
2002 — Stanford
2003 — UCLA
2004 — Stanford
2005 — Stanford
2006 — Arizona
2007 — Arizona
2008 — Arizona
2009 — California
2010 — Stanford
2011 — Stanford
2012 — California
2013 — Stanford
2014 — California
2015 — California
2016 — USC
2017 — Stanford
2018 — Stanford
2019 — Stanford

TENNIS

1987 — California (So.)
Washington (No.)
1988 — Stanford (So.)
Washington (No.)
1989 — Stanford (So.)
Washington (No.)
1990 — Stanford (So.)
Washington (No.)
1991 — Stanford (So.)
Washington (No.)
1992 — Stanford (So.)
Washington (No.)
1993 — Stanford (So.)
Washington (No.)
1994 — Stanford (So.)
Washington (No.)
1995 — Stanford (So.)
Washington State (No.)
1996 — Stanford (So.)
Washington State (No.)
1997 — Stanford (So.)
Washington (No.)
1998 — Stanford
1999 — Stanford
2000 — Stanford
2001 — Stanford
2002 — Stanford
2003 — Stanford
2004 — Stanford
2005 — Stanford
2006 — Stanford
2007 — Stanford
2008 — Stanford
UCLA
2009 — USC
2010 — Stanford
2011 — Stanford
2012 — Stanford
USC
2013 — USC
2014 — California
2015 — USC
2016 — UCLA
2017 — Stanford
2018 — Stanford
2019 — Stanford

ALL-TIME PAC-12 CHAMPIONSHIPS BY SPORT » WOMEN'S SPORTS

TRACK & FIELD

1987 — UCLA
 1988 — UCLA
 1989 — UCLA
 1990 — UCLA
 1991 — Oregon
 1992 — Oregon
 1993 — UCLA
 1994 — UCLA
 1995 — UCLA
 1996 — USC
 1997 — UCLA
 1998 — UCLA
 1999 — UCLA
 2000 — UCLA
 2001 — UCLA
 2002 — UCLA
 2003 — UCLA
 2004 — UCLA
 2005 — Stanford
 2006 — Arizona State
 2007 — Arizona State
 2008 — Arizona State
 2009 — Oregon
 2010 — Oregon
 2011 — Oregon
 2012 — Oregon
 2013 — Oregon
 2014 — Oregon
 2015 — Oregon
 2016 — Oregon
 2017 — Oregon
 2018 — USC
 2019 — USC

VOLLEYBALL

1986 — UCLA
 1987 — Stanford
 1988 — UCLA
 1989 — UCLA
 1990 — UCLA
 1991 — Stanford
 1992 — UCLA
 1993 — UCLA
 1994 — Stanford
 1995 — Stanford
 1996 — Stanford
 1997 — Stanford
 1998 — Stanford
 1999 — Stanford
 2000 — Arizona
 USC
 2001 — Stanford
 2002 — USC
 2003 — USC
 2004 — Washington
 2005 — Washington
 2006 — Stanford
 2007 — Stanford
 2008 — Stanford
 2009 — Stanford
 2010 — California
 Stanford
 2011 — USC
 2012 — Stanford
 2013 — Washington
 2014 — Stanford
 2015 — USC
 Washington
 2016 — Washington
 2017 — Stanford
 2018 — Stanford



PAC-12 PRESS ROW NUMBERS

Arizona	520-621-5291
Arizona State	480-965-7274
California	510-642-3098
Colorado	303-492-1552 or 4380
Oregon	541-346-4496 or 4497
Oregon State	541-737-3020
Stanford	650-723-4418
UCLA	310-825-1899
USC	213-740-3900
Utah	801-581-3510
Washington	206-543-2230 or 2231
Washington State	509-335-2684

PAC-12 SPORTS INFORMATION OFFICES

Arizona	520-621-4163
Arizona State	480-965-6592
California	510-642-5363
Colorado	303-492-5626
Oregon	541-346-5488
Oregon State	541-737-3720
Stanford	650-723-4418
UCLA	310-206-6831
USC	213-740-8480
Utah	801-581-3510
Washington	206-543-2230
Washington State	509-335-2684

» PAC-12 COMMUNICATIONS

Welcome to the 2019-20 women's college basketball season. This media guide was intended to assist in the media's coverage of Pac-12 women's basketball. Those needing additional information should contact Assistant Commissioner for communications Natalia Ciccone (nciccone@pac-12.org) or Communications Fellow Ryan Andersen (randersen@pac-12.org) the Pac-12 Office at (415) 580-4200.

» INTERNET SERVICES

The official Pac-12 Conference website can be accessed by visiting www.pac-12.com. Statistical information, standings and news releases for all men's and women's sports are updated frequently. News releases for each sport are provided in PDF format and viewable HTML pages. Media guides, archived press releases and record books, as well as selected video can also be found on the Official Pac-12 website.

The Pac-12 can also be found on social networking sites Facebook and Twitter for instant updates. To "like" the Pac-12, visit www.facebook.com/Pac-12Conference. To follow the Pac-12, visit www.twitter.com/Pac12. A personal account is necessary to receive automatic updates on both sites. Both pages are public can be viewed without personal accounts.

» EMAIL LIST-SERVE

Media members may request to receive Pac-12 News, Press Releases and Weekly Releases via email. Media should send an email to nciccone@pac-12.org or randersen@pac-12.org with the subject "Media News" requesting to be added to the media distribution list.

» WEEKLY RELEASES

Pac-12 Weekly Releases will be available at the Conference's official website at www.pac-12.com starting Thursday, Oct. 31 and continuing every Tuesday afternoon through to the end of the season. Weekly releases include the Pac-12 Players of the Week, updated Conference statistics, the latest polls and conference and team notes. Updated stats will be available on www.pac-12.com following each night of competition.

» PLAYERS OF THE WEEK

A Pac-12 Player of the Week and Pac-12 Freshman of the Week is selected throughout the regular season from nominations submitted by each school's media relations office. Weekly winners are selected by panel of media covering Pac-12 women's basketball. Winners of the weekly honor are announced on Monday mornings via news release and also posted on the Pac-12 website, on the Pac-12 Facebook fan page and via the Pac-12 Twitter feed.

» PAC-12 CHAMPION

All 12 Pac-12 institutions participate in the Pac-12 Tournament at Mandalay Bay Events Center in Las Vegas with the winner receiving the Conference's automatic bid to the 2020 NCAA Division I Women's Basketball Championship. The team that finishes the season atop the Pac-12 standings, based on a 18-game league schedule, is crowned the Conference Champion. The bracket of the Pac-12 women's tournament will be seeded according to the final standings with the regular-season champion earning the top seed.

» PAC-12 AWARDS & HONORS

The Pac-12 names a 15-player All-Pac-12 team, a five-player All-Freshman team, a five-player All-Defensive team, Player of the Year, Freshman of the Year, Defensive Player of the Year, Sixth Player of the Year and Coach of the Year. The award winners are nominated and voted upon by the Pac-12 head coaches. The honorees will be announced during the week of the Conference Tournament. Academic All-Pac-12 teams and the Scholar-Athlete of the Year are also named for women's basketball.

» COACHES TELECONFERENCE

The Pac-12 Conference Communications Staff will conduct a women's basketball coaches' teleconferences prior to the start of the Pac-12 Women's Basketball Tournament on Tuesday, Mar. 3, 2020. Each head coach will be available for five minutes on the call. Contact the Pac-12 Communications Office for the teleconference number and schedule.

» PAC-12 TOURNAMENT MEDIA INFORMATION

The 2020 Pac-12 Women's Basketball Tournament will be played March 5-8, 2020 at Mandalay Bay Events Center in Las Vegas, Nev. Media credential applications for the Pac-12 Tournament will be made available online in January 2020. Credential applications will not be mailed out in advance. For further information concerning media coverage of the 2020 Pac-12 Tournament, please contact the Pac-12 Communications Office. A credential application website will provide complete details on covering the event.

PAC-12 COMMUNICATIONS

360 3rd Street, 3rd Floor
San Francisco, CA 94107
Office: (415) 580-4200 // Fax: (415) 549-2829
www.pac-12.com

Andrew Walker, Vice President, Public Affairs and Head of Communications
awalker@pac-12.org

Dave Hirsch, Vice President, Communications
dhirsch@pac-12.org

Natalia Ciccone, Assistant Commissioner, Comm. (women's basketball contact)
nciccone@pac-12.org

Jesse Hooker, Director, Communications
nciccone@pac-12.org

Ryan Andersen, Communications Fellow (women's basketball contact)
randersen@pac-12.org

Nicole Mitchell, Communications Fellow
nmitchell@pac-12.org

Wendy Heredia, Administrative Assistant
wheredia@pac-12.org



**WOMEN'S
BASKETBALL
TOURNAMENT**

presented by

**NEW
YORK
LIFE**

**BASKETBALL
BASKETBALL
BASKETBALL**

MARCH 5 - 8, 2020

MANDALAY BAY EVENTS CENTER

PAC-12.COM/TICKETS



2019 – 2020 CHAMPIONSHIP EVENTS

(M+W) CROSS COUNTRY

TRYSTING TREE GOLF COURSE

CORVALLIS, OR

NOVEMBER 1, 2019

HOST: OREGON STATE

(M) SOCCER

CHAMPION DETERMINED BY

DOUBLE ROUND-ROBIN PLAY

(W) SOCCER

CHAMPION DETERMINED BY

SINGLE ROUND-ROBIN PLAY

FOOTBALL

LEVI'S® STADIUM

SANTA CLARA, CA

DECEMBER 6, 2019

HOST: PAC-12

(W) SWIMMING //

(M+W) DIVING

WEYERHAEUSER KING COUNTY

AQUATIC CENTER

FEDERAL WAY, WA

FEBRUARY 26–29, 2020

HOST: PAC-12

(M) SWIMMING

WEYERHAEUSER KING COUNTY

AQUATIC CENTER

FEDERAL WAY, WA

MARCH 4–7, 2020

HOST: PAC-12

(W) BASKETBALL

MANDALAY BAY EVENTS CENTER

LAS VEGAS, NV

MARCH 5–8, 2020

HOST: PAC-12

WRESTLING

MAPLES PAVILION

STANFORD, CA

MARCH 6 OR 7, 2020

HOST: STANFORD

(M) BASKETBALL

T-MOBILE ARENA

LAS VEGAS, NV

MARCH 11–14, 2020

HOST: PAC-12

(W) GYMNASTICS

MAVERIK CENTER

WEST VALLEY CITY, UT

MARCH 21, 2020

HOST: PAC-12

(M+W) TENNIS

LIBBEY PARK /

OJAI VALLEY ATHLETIC CLUB

OJAI, CA

APRIL 22–25, 2020

HOST: PAC-12

BEACH VOLLEYBALL

MAPES BEACH

LOS ANGELES, CA

APRIL 23–25, 2020

HOST: UCLA

(W) LACROSSE

LAIRD Q CAGAN FIELD

STANFORD, CA

APRIL 23–26, 2020

HOST: STANFORD

(W) GOLF

STANFORD GOLF COURSE

STANFORD, CA

APRIL 24–26, 2020

HOST: STANFORD

(M) GOLF

SEATTLE GOLF CLUB

SEATTLE, WA

APRIL 27–29, 2020

HOST: WASHINGTON

(M+W) TRACK & FIELD

WHYTE TRACK & FIELD CENTER

CORVALLIS, OR

MAY 9–10, 2020 (COMBINED EVENTS)

HAYWARD FIELD

EUGENE, OR

MAY 16–17, 2020

HOST: OREGON

(M+W) ROWING

SACRAMENTO STATE AQUATIC CENTER

GOLD RIVER, CA

MAY 17, 2020

HOST: PAC-12

BASEBALL

CHAMPION DETERMINED BY

THREE-GAME ROUND-ROBIN PLAY

SOFTBALL

CHAMPION DETERMINED BY

THREE-GAME ROUND-ROBIN PLAY

C O N F E R E N C E O F C H A M P I O N S

