



PAC12



2018-19 WOMEN'S BASKETBALL
MEDIA GUIDE

PAC12

PAC12

#PAC12WBB



**WOMEN'S
BASKETBALL
TOURNAMENT**

presented by



MARCH 7–10, 2019

GRAND GARDEN ARENA // LAS VEGAS

PAC-12.COM/TICKETS

WELCOME!



LARRY SCOTT
PAC-12 COMMISSIONER

Thank you for taking the time to learn more about the Pac-12 Conference. This past school year was the first of the Pac-12's second century, and the student-athletes and coaches of our 12 universities made it clear that they intend for this century to be as illustrious as our first, winning a total of 13 NCAA Championships in 2016-17 and pushing the Pac-12 over the 500-mark in all-time NCAA team championships. As we move forward, the Pac-12 intends to continue to serve as a catalyst for our universities' brands' growth and exposure, for progress and forward thinking in college sports, and for sustained academic and athletic excellence across our campuses.

That balance of athletic and academic achievement has come to define the Pac-12 as the "Conference of Champions®." Home to thousands of talented student-athletes and 12 storied institutions of higher education, the Pac-12 has won far more NCAA Championships than any other conference while asserting dominance in Olympic sports on the international stage. As we celebrate our tradition of success across all sports, as well as off the field, we also strive to modernize college athletics and ensure that it will continue to benefit all student-athletes, present and future.

The most vital role of the conference is to make sure that its student-athletes have every possible opportunity to excel in their sport and otherwise. To that end, we are funding millions of dollars in research to improve student-athlete health and well being, we have added student-athletes to the conference's formal governance structure, and we've rewritten the rules around student-athlete time demands to ensure that student-athletes have the time necessary to pursue all of their academic and extracurricular interests. The universities of the Pac-12 are centers of excellence, fueled by a perpetual pursuit of research and discovery, and we as a conference seek to harness that pioneering spirit for the benefit of student-athletes everywhere.

Our vision remains rooted in the West Coast, but our appetite for innovation has pushed us outside traditional geographic boundaries. Reflecting our universities' global reach, the Pac-12 remains uniquely committed to a global vision of college sports. We're exporting our unique combination of elite higher education and best-in-class athletics around the world, while giving student-athletes the opportunity to enjoy new cultural experiences and important career development.

The Pac-12 is also proud to continue providing our student-athletes with unprecedented exposure on Pac-12 Networks. In addition to telling the moving stories of our student-athletes and coaches, Pac-12 Networks pushes the limit of what a wholly-owned media company can do for our universities. From televising 850 live events, to engaging fans on innovative digital platforms, to providing athletic departments with sales, sponsorship, and analytics support, Pac-12 Networks provides our universities with incredible resources and flexibility in a new era of college athletics.

As you can see, there are many exciting things happening on and off the field here in the Pac-12. Over the 101-year history of the conference, our universities have proven time and time again that they are uniquely committed to both championship-level athletic success and world-class educational opportunities. The 2017-18 academic year promises to once again produce magical moments on and off the field, captivate fans with championship performances, and develop young people ready to take on the world. I hope you enjoy every minute of it.

Sincerely,

Commissioner Larry Scott

TABLE OF CONTENTS

Table of Contents	3
Conference of Champions®	4-5
Composite Schedule	6-7
Pac-12 Television & Pac-12 Tournament Schedule	8
Pac-12 Tournament & NCAA Tournament Schedules.....	9-10
Pac-12 Women's Basketball History	11

2018-19 TEAM INFORMATION

Arizona	6-24
Arizona State	22-13
California	21-11
Colorado	15-16
Oregon	33-5
Oregon State	26-8
Stanford	24-11
UCLA	27-8
USC	20-11
Utah	18-14
Washington	7-23
Washington State	10-20

2017-18 SEASON REVIEW

Season Review	36
Season Honors	37
Season Statistics	38-39
Conference Only Statistics.....	40-41
Season Superlatives	42

RECORDS

Individual Records	43
Team Records	44
Career Leaders	45
Single-Season Leaders	46-47
Annual Leaders	48-51
Top Performances	52
Coaching Records	53

PAC-12 TOURNAMENT

Pac-12 Tournament History & Honors	54-56
Pac-12 Tournament Records	57-60

HONORS

All-Americans	62
National Honors	63
Academic & NCAA Honors.....	64
All-Conference Teams	65-67
All-Freshman Teams	68
All-Defensive Teams.....	68
Conference Honors	69
All-Academic Teams	70-71
Players of the Week	72-73
All-Time Preseason Coaches Polls	74-75
Media Awards	76-77

HISTORY

Yearly Conference Champions	79
All-Time Standings	80-81
Series Records	82-91
Final AP Polls	92-93
Final WBCA Polls	94-95
NCAA Tournament History	96-98
WNIT History	99-100
Pac-12 in the WNBA	102-105

PAC-12 CONFERENCE

Commissioner Larry Scott	106
Director's Cup & 2016-17 Medal Winners	107
Pac-12 Staff	108-110
Pac-12 NCAA Championships	111-113
Conference Championships	114-119
Media Services.....	120

PAC-12 CONFERENCE STAFF DIRECTORY

360 3rd Street, 3rd Floor
San Francisco, CA 94107
Phone: (415) 580-4200 Fax: (415) 549-2829
www.pac-12.com

Arizona • Arizona State • California • Colorado
Oregon • Oregon State • Stanford • UCLA
USC • Utah • Washington • Washington State

Commissioner: Lawrence G. Scott
Deputy Commissioner/Chief Operating Officer: Jamie Zaninovich
General Counsel, Senior Vice President of Business Affairs: Woodie Dixon
Chief Marketing Officer: Danette Leighton
Chief Financial Officer: Brent Willman
Senior Associate Commissioner, Sports Management & Institutional Services/SWA: Teresa Gould
Chief of Staff: Erik Hardenbergh
Associate Commissioner, Governance & Enforcement: Ron Barker
Associate Commissioner, Sports Management: Chris Dawson
Assoc. Commissioner, Sports Management & Championships: Chris Grant
Associate Commissioner, Television: Duane Lindberg
Associate Commissioner, Compliance: Erik Price
Associate Commissioner, Governance & Enforcement: Tammy Newman
Vice President, Public Affairs, Head of Communications: Andrew Walker
Vice President, Officiating: David Coleman
Vice President, Communications: David Hirsch
Vice President, Operations: Will Hunter
Vice President, Marketing: Heather Vaughan
Senior Director, Human Resources: Anna Roberts
Assistant Commissioner, Communications: Natalia Ciccone
Assistant Commissioner, Compliance: Chris Merino
Assistant Commissioner, Basketball Operations and Sports Administration: Andrew Seidenberger
Asst. Commissioner, Sports Management & Championships: Cheryl Wong
Director, Communications: Jesse Hooker
Director, Marketing: Noveen Moinpour
Director, Video Operations: Mike Ortiz
Director, Public Affairs: Josh Ishoo
Controller: Shannon Ward
Manager, International: Michelle Shang
Executive Assistant to the Commissioner: In Ja Halcomb
Senior Manager, Ticket Sales: Tyler Jahneke
Manager, Operations: Dave Lucero
Graphic Designer: Theo Mendoza
Account Payable Specialist: Cecile Catig
Assistant Director, Sports Management & Championships: Sean Harris
Coordinator, Officiating & Sports Management: Jamie Alfieri
Manager, Business Operations: Michael Brady
Communications Fellows: Heather Ward, Carly Fasciglione
Administrative Fellows: Audrey Mayer, Juwaan Williams
Senior Administrative Assistant: Wendy Heredia
Administrative Assistants: Meghan Cesnik, Stephanie Toovey

WOMEN'S BASKETBALL ADMINISTRATION

Senior Associate Commissioner, Sports Management & Institutional Services/SWA: TBD
Associate Commissioner, Sports Management/Women's Basketball Coaches Liaison: Chris Dawson
Coordinator of Women's Basketball Officiating: Violet Palmer

CREDITS

The 2018-19 Pac-12 Conference Women's Basketball Media Guide has been produced by the Pac-12 Communications Office. Layout by Natalia Ciccone, Assistant Commissioner, Communications. Cover Design by Pac-12 Marketing staff and Theo Mendoza. Contributions from SID offices of Pac-12 institutions and Heather Ward. Contact member institutions for photo credit. Copies of this guide are available on-line only at www.pac-12.com.



BUILT ON A FIRM FOUNDATION of academic excellence and superior athletic performance, the Pac-12 Conference renewed its undisputed claim as the Conference of Champions® in 2016-17, becoming the first conference to win 500 NCAA Championships. Beyond the court's

and fields, the Pac-12's accomplishments extend into the classrooms across 12 campuses, and outside its traditional geographic footprint into new corners around the world.

En route to becoming the first conference to win 500 NCAA Championships, the Pac-12 led the nation in 2016-17 with 13 NCAA crowns. This haul adds to the an incredible 158 NCAA team titles since 1999-2000 and 300 since 1981-82, the start of women's sports sponsorship, an average of over nine per year. Even more impressive has been the breadth of the Pac-12's success with championships coming in 29 different men's and women's sports. The Pac-12 has led or tied the nation in NCAA Championships in 51 of the last 57 years, the only exceptions being in 1980-81, 1988-89, 1990-91 and 1995-96 when the Conference finished second, and only twice finished third in 1998-99 and 2004-05.

For the 12th-consecutive year, the Pac-12 had the most or tied for the most NCAA titles of any conference in the country, winning at least six every year since 2000-01. No other conference has won double-digit NCAA crowns in a single year, the Pac-12 doing so nine times, including a record 14 in 1996-97.

Spanning over a century of outstanding athletics achievements, The Pac-12 has claimed 501 NCAA Championships (297 men's, 174 women's, 30 combined), nearly 200 more than the next league. It was also the first to win 400 championships then surpassed 450 when Colorado and Utah joined the league in 2010-11.

Pac-12 members have won 297 NCAA team championships on the men's side, 81 more than the next-closest conference. Men's NCAA crowns have come at a phenomenal rate for the Pac-12 - 16 basketball titles by six schools, 54 tennis titles, 47 outdoor track & field crowns, and 28 baseball titles. Pac-12 members have won 25 of 47 NCAA titles in volleyball, 43 of 48 in water polo, 30 in skiing, and 24 in swimming & diving national championships.

Individually, the Conference has produced an impressive number of NCAA individual champions. Over 2,000 (2,292) individual crowns have been won by Pac-12 student-athletes over the years with 1,358 by male student-athletes. Student-athletes have also captured 185 individual titles at combined championships (ie., skiing and fencing).

On the women's side, the story is much the same. Since the NCAA began conducting women's championships 36 years ago, Pac-12 members have claimed at least four national titles in a single season on 26 occasions, including a current streak of 17-consecutive years, dating back to 2000. Overall, the Pac-12 has captured 174 NCAA women's titles, easily outdistancing the SEC, which is second with 100. Pac-12 members have dominated a number of sports, winning 23 softball titles, 23 tennis crowns, 15 volleyball titles, 18 of the last 28 trophies in golf, and 15 in swimming & diving.

Pac-12 women student-athletes shine nationally on an individual basis, as well, having captured an

unmatched 749 NCAA individual crowns, an average of over 20 championships per season, including 30 in 2016-17.

The Pac-12's excellence is further proven in the annual Division I Learfield Sports Directors' Cup competition, the prestigious award that honors the best overall collegiate athletics programs in the country. STANFORD won an unprecedented 23rd-consecutive Directors' Cup in 2016-17 to lead the Conference. Five Pac-12 member institutions ranked among the top-15 Division I programs, and a remarkable six institutions were in the top 20: No. 1 STANFORD, No. 3 USC, No. 8 OREGON, No. 9 UCLA, No. 12 CALIFORNIA and No. 20 WASHINGTON. At least five member institutions have been ranked in the top 20 in all but one year of the Director's Cup program, with seven appearing in the top 20 on five different occasions (1998, 2001, 2003, 2005 and 2006).

2017-18 REVIEW

The Conference's 12 NCAA titles came in the form of nine women's and three men's crowns. Six members claimed at least one NCAA title and, of the five institutions in the country to have won multiples titles, three were from the Pac-12.

STANFORD's four NCAA titles this year are the most won by any school, extending its streak of winning an NCAA title to 42 years, winning a third-straight championship in men's soccer, claiming women's swimming and diving for the second-straight year in record fashion, winning an All-Pac-12 final in women's soccer and the women's tennis crown for the second time in three years. UCLA claimed three national titles, winning the women's gymnastics crown for the first time since 2010 on a pair of perfect 10s, its first-ever beach volleyball title and its third men's water polo crown in four years.

A playoff putt sealed the women's golf crown for ARIZONA, its first since 2000; CALIFORNIA won its second rowing national championship in three years; and USC won its fifth women's water polo title, winning a tense All-Pac-12 finale. OREGON STATE fought off six elimination games to win the baseball title, its third all-time and first in over a decade.

In addition to the 12 national championships, the Pac-12 also had runners-up in 10 NCAA Championship events: women's soccer (UCLA), men's water polo (USC), skiing (COLORADO), men's swimming and diving (CALIFORNIA), women's swimming and diving (CALIFORNIA), men's indoor track & field (USC), softball (WASHINGTON), rowing (WASHINGTON), men's volleyball (UCLA) and women's water polo (STANFORD). In 11 sports, there were at least two teams among the final four and 39 teams finished in the top four at 23 NCAA Championship events, including all-Pac-12 finals in women's soccer, men's water polo and women's water polo.

Participation in the postseason was a common occurrence for the Pac-12 in 2017-18. Of the 24 sports sponsored by the Conference, 17 witnessed at least half its teams participating in NCAA or other postseason action. The men sent 63 of a possible 101 teams into the postseason (62.4 percent), while the women sent 82 of a possible 130 teams (63.0 percent).

USC became the first South Division team to capture the Pac-12 football title. After the North Division won the Conference's first six Pac-12 Football Championship Games, the Trojans ended the North Division streak with a 31-28 win over Stanford to claim their 39th conference crown. The Pac-12 placed nine teams in bowl games, including a pair

of teams in the CFP with USC in the Cotton Bowl and WASHINGTON in the Fiesta Bowl. STANFORD running back Bryce Love became the fifth player in Pac-12 history to rush for 2,000 yards (2,118) and was named the Doak Walker Award winner as the nation's top running back. ARIZONA's Khalil Tate became the first quarterback in Pac-12 history to rush for 1,000 yards (1,411 yards) and set an FBS single-game rushing record by a quarterback with 327 yards vs. Colorado. USC's Sam Darnold was the No. 3 overall pick in the NFL Draft by the New York Jets, while UCLA's Josh Rosen was the No. 10 selection overall by the Arizona Cardinals. It marked the third time in Conference history that two Pac-12 quarterbacks were selected in the first round, and the sixth time ever that multiple quarterbacks from the same conference were selected in the first round.

Pac-12 men's basketball sent eight teams to postseason play for the fourth time in the past six seasons, with three teams - ARIZONA, ARIZONA STATE and UCLA - selected for the NCAA Tournament and a league-record five chosen to the NIT. All five NIT teams - OREGON, STANFORD, USC, UTAH and WASHINGTON - won their opening round games, and the Utes enjoyed the deepest postseason run of any Conference team, advancing to New York City and Madison Square Garden where they defeated Western Kentucky in the NIT semifinals before falling to Penn State in the title game. Seven Pac-12 teams reached the 20-win plateau, equaling the most-ever for the league, highlighted by regular-season and tournament champion Arizona's 27-win campaign.

Pac-12 women's basketball has enjoyed historic performances over the last four years, establishing the Conference as a premier league in the sport. Six teams earned NCAA Tournament bids, marking the fifth-consecutive year at least five teams garnered bids. Four teams advanced to the NCAA Sweet Sixteen for the third-consecutive year and a record-tying three teams were in the NCAA Elite Eight. It was the second time in three years that at least that many teams advanced that far. OREGON won its first Pac-12 regular-season title since 1999-2000 and first-ever Pac-12 Tournament crown. The Ducks earned their highest NCAA Tournament seed, garnering the No. 2 seed in the Spokane Regional. ARIZONA STATE, CALIFORNIA, OREGON STATE, STANFORD and UCLA joined UO in the "Big Dance," with UTAH earning a bid in the WNIT. For the first time in Pac-12 history, three teams were ranked in the final top-25 of the USA Today/WBCA Coaches poll, the Ducks finishing with their highest-ever final ranking at No. 5. UCLA was at No. 7, OREGON STATE was No. 8 and STANFORD was No. 13, appearing in the final poll for the 17th-consecutive year. Four teams also appeared in the final Associated Press poll, the fourth-straight year the Conference had at least four teams in the final ranking. The Pac-12 boasts the most NCAA Tournament wins of any conference in the country over the last three years (41) and the best winning percentage among peer leagues (.695).

STANFORD won its 17th all-time Pac-12 women's volleyball title, advancing to its 21st all-time NCAA semifinal in 2017. The Cardinal headlined nine league teams to earn NCAA Tournament bids, marking the fourth time in the last five years at least eight Conference teams participated in the postseason event. Along with Stanford, COLORADO, OREGON, OREGON STATE, UCLA, USC, UTAH, WASHINGTON and WASHINGTON STATE punched their tickets to the tournament. Eleven student-athletes were selected AVCA All-Americans, with seven of those being sophomores or juniors on the first or

second teams. Six teams appeared in the final AVCA Coaches poll, five of them in the top 15. The Pac-12 has won a NCAA-record 15 of the 37 NCAA titles awarded.

OREGON STATE baseball recorded the Pac-12's 12th and final NCAA title of the 2017-18 campaign, the Beavers winning the last two of the three-game championship series versus Arkansas to claim their third all-time College World Series title and first since 2007. The Beavers had their backs against the wall since losing their opening game of the CWS, winning four-straight elimination games to get to the championship series, before winning two more versus Arkansas to claim the crown. STANFORD claimed the Pac-12 crown for the first time in 15 years and received the Conference's automatic bid as four league squads earned berths. UCLA and WASHINGTON rounded out the four post-season teams, the Huskies advancing for the first time ever to the CWS as well. The Pac-12 has, by far, won the most baseball national titles of any conference in the country, claiming 29 titles dating back to 1947.

The Pac-12 Conference has historically dominated the sport of softball where league teams have claimed 23 NCAA titles in the 37-year history of the championship. Pac-12 teams captured an unprecedented nine in a row from 1988-1997, then most recently claimed six-straight from 2006-11. OREGON picked up its fourth Pac-12 title in six years and seven league teams earned berths to the 2018 NCAA Tournament, marking the 23rd-consecutive year the Conference has had five or more teams advance to the postseason and has had at least three berths every year since the league began sponsoring the sport in 1987. Half of the eight-team Women's College World Series field was comprised of Pac-12 teams, with WASHINGTON, ARIZONA STATE, OREGON and UCLA advancing that far. The Huskies played in the championship series, marking the 29th time at least one Pac-12 team reached the finale.

PAC-12 CONFERENCE HISTORY

The roots of the Pac-12 Conference date back more than 100 years, to December 2, 1915, when the Pacific Coast Conference (PCC) was founded at a meeting at the Imperial Hotel in Portland, Ore. The original membership consisted of four schools - the University of California at Berkeley, the University of Washington, the University of Oregon, and Oregon Agricultural College (now Oregon State University). All four are still charter members of the Conference.

Pacific Coast Conference play began in 1916 and, one year later, Washington State College (now Washington State University) was accepted into the league, with Stanford University following in 1918.

In 1922, the PCC expanded to eight teams with the admission of the University of Southern California (USC) and the University of Idaho. In 1924, the University of Montana joined the league roster and in 1928, the PCC grew to 10 members with the addition of UCLA.

The Pacific Coast Conference competed as a 10-member league until 1950, with the exception of 1943-45 when World War II curtailed intercollegiate athletic competition to a minimum. During that time, the league's first commissioner was named. Edwin N. Atherton was Commissioner in 1940 and was succeeded by Victor O. Schmidt in 1944. In 1950, Montana resigned from the Conference and the PCC continued as a nine-team Conference through 1958.

In 1959, the PCC was dissolved and the Athletic Association of Western Universities (AAWU) was formed with Thomas J. Hamilton was appointed Commissioner of the new league. The original AAWU membership included California, Stanford, USC, UCLA, and Washington. Washington State joined the membership in 1962, while Oregon and Oregon State joined in 1964. Under Hamilton's watch, the name Pacific-8 Conference was adopted in 1968. In 1971, Wiles Hallock took over as Commissioner of the Pac-8.

Ten years later, on July 1, 1978, the University of Arizona and Arizona State University were admitted to the league and the Pacific-10 Conference became a reality. In 1986-87, the league took on a new look, expanding to include 10 women's sports. Since then, the Conference has been considered the premier league in women's athletics, securing the most NCAA titles in women's sports of any conference nearly every year.

Thomas C. Hansen was named the Commissioner of the Pac-10 in 1983, a role he would hold for 26 years until 2009, when he was succeeded by current Commissioner Larry Scott.

The University of Colorado accepted its invitation to join the Pac-12 on June 11, 2010, and on June 17, 2010, the University of Utah agreed to join the Conference. The Buffaloes and Utes officially became the 11th and 12th members of the Conference on July 1, 2011, the first additions to the league since 1978.

It was during the 2010-11 academic year that Scott helped deliver monumental changes that transformed the Conference into a modern 12-team league. In addition to expanding to 12 teams, member institutions agreed to equal revenue sharing for the first time in the Conference's history, created two football divisions - the North and the South, and established a Football Championship Game for the first time. He also secured landmark media rights deals

with ESPN and FOX that dramatically increased national exposure and revenue for each school, in addition to establishing Pac-12 Networks which guaranteed enhanced exposure across all sports.

Currently, the Pac-12 sponsors 11 men's sports and 13 women's sports, with women's lacrosse a new addition for the 2017-18 academic year and beach volleyball having been added in 2015-16. Additionally, the Conference is a member of the Mountain Pacific Sports Federation (MPSF) in four other men's sports and two women's sports.

LEARFIELD SPORTS DIRECTORS' CUP

The STANFORD Cardinal captured their 24th-consecutive Directors' Cup with UCLA and USC finishing second and fourth, respectively, in leading the Pac-12 Conference to another impressive finish in the final 2017-18 Division I Learfield Sports Directors' Cup standings, the National Association of Collegiate Directors of Athletics (NACDA) announced.

Led by four NCAA titles (xwomen's soccer, men's soccer, women's swimming and diving, women's tennis), Stanford won its 24th-consecutive Cup. In all, the Cardinal posted 12 top four finishes in tallying an impressive 1,442.00 points.

Behind three NCAA titles (men's water polo, women's gymnastics, beach volleyball), UCLA finished second for the eighth time in the history of the Directors' Cup with 1,326.00 points, its highest-ever point total. USC posted a pair of national titles (women's water polo, women's outdoor track & field) to place fourth with 1,147.00 points for its fourth-straight top-4 finish. CALIFORNIA placed 20th overall with 830.25 points, aided by a national title in women's rowing, to claim its 19th consecutive top-20 finish. OREGON recorded its seventh-straight top-25 finish, coming in 24th with 786.75 points. WASHINGTON was 29th (693.25 points), followed by ARIZONA STATE in 31st (686.00), then COLORADO in 37th (591.50).

ARIZONA captured its third NCAA women's golf title and placed 51st (472.50). OREGON STATE, which picked up its third NCAA baseball title, finished 61st (383.00), just half a point ahead of UTAH in 62nd (382.50). WASHINGTON STATE rounded out the team scoring for the Pac-12, finishing 80th (260.50) for its best placing since 2010.

The success of the Pac-12 in the Directors' Cup was bolstered by the capturing of 12 NCAA titles, most among all conferences. In addition, nine Pac-12 league members combined to post 39 top-four finishes in 24 NCAA championships.

The Directors' Cup was developed as a joint effort between the National Association of Collegiate Directors of Athletics (NACDA) and USA Today. Points are awarded based on each institution's finish in up to 20 sports - 10 women's and 10 men's.

CONFERENCE BREAKDOWN

Conference*	Top 25 Schools	Membership Ratio
1. SEC (14)	7	.500
2. Pac-12 (12)	5	.417
3. ACC (15)	6	.400
4. Big Ten (14)	5	.357
5. Big 12 (10)	2	.200

* based on 2017-18 membership

WHERE THEY RANKED

School	Total Pts
1. Stanford	1442.00
2. UCLA	1326.00
4. USC	1147.00
20. California	830.25
24. Oregon	786.75
29. Washington	693.25
31. Arizona State	686.00
37. Colorado	591.50
51. Arizona	472.50
61. Oregon State	383.00
62. Utah	382.50
80. Washington State	260.50

(All times PT)

Tuesday, Nov. 6

UC Riverside at USC	5:00 p.m.
Northern Colorado at Colorado	6:00 p.m.
Utah State at Washington State	7:00 p.m.
Houston at California	7:00 p.m.
Incarname Word at Arizona State	7:30 p.m.
UCLA at Loyola Marymount	7:30 p.m.
Oregon at Alaska Fairbanks	8:00 p.m.

Wednesday, Nov. 7

Utah at Nevada	6:30 p.m.
UC Davis at Stanford	7:00 p.m.

Thursday, Nov. 8

Cal State Fullerton at Washington	7:00 p.m.
-----------------------------------	-----------

Friday, Nov. 9

Idaho State at Arizona	5:30 p.m.
Cal Poly at Oregon State	7:00 p.m.

Saturday, Nov. 10

Syracuse at Oregon	2:00 p.m.
--------------------	-----------

Sunday, Nov. 11

California at Penn State	11:00 a.m.
Saint Mary's (Calif.) at Washington State	1:00 p.m.
Idaho at Stanford	2:00 p.m.
Northern Arizona at Washington	2:00 p.m.
USC at Long Beach State	2:00 p.m.
Rice at UCLA	2:00 p.m.
Baylor vs. Arizona State	4:30 p.m.

Tuesday, Nov. 13

California at BYU	11:52 a.m.
Loyola Marymount at Arizona	5:30 p.m.
Alabama at Utah	6:00 p.m.

Wednesday, Nov. 14

Georgia at UCLA	11:00 a.m.
Arkansas-Pine Bluff at Oregon State	11:00 a.m.
Colorado State at Colorado	6:00 p.m.
Oregon at Utah State	6:00 p.m.

Thursday, Nov. 15

San Francisco at Stanford	7:00 p.m.
UC Santa Barbara at USC	7:00 p.m.

Friday, Nov. 16

Arizona vs. Seattle	2:00 p.m.
<i>Bank of Hawai'i Classic, Honolulu, Hawai'i</i>	
Long Beach State at Utah	6:00 p.m.
Nebraska at Washington State	7:00 p.m.

Saturday, Nov. 17

Santa Clara at USC	2:00 p.m.
Saint Mary's (Calif.) at Oregon State	6:00 p.m.

Sunday, Nov. 18

Arizona State at Arkansas	10:14 a.m.
North Carolina at Colorado	12:00 p.m.
UC Davis at Washington State	1:00 p.m.
Ohio State at Stanford	1:00 p.m.
Washington at Tulane	1:00 p.m.
Arizona vs. Portland	2:00 p.m.
<i>Bank of Hawai'i Classic, Honolulu, Hawai'i</i>	
Seton Hall at UCLA	2:00 p.m.
Buffalo at Oregon	2:00 p.m.
Pacific at California	2:00 p.m.

Monday, Nov. 19

Idaho State at Utah	6:00 p.m.
---------------------	-----------

Wednesday, Nov. 21

Utah at Eastern Washington	4:05 p.m.
----------------------------	-----------

Thursday, Nov. 22

North Carolina vs. UCLA	12:00 p.m.
<i>Paradise Jam, U.S. Virgin Islands</i>	
Oregon State vs. Western Kentucky	8:30 p.m.
<i>Vancouver Showcase, Vancouver, B.C.</i>	

Friday, Nov. 23

Arizona State vs. Louisville	2:30 p.m.
<i>South Point Thanksgiving Shootout, Las Vegas, Nev.</i>	
Stanford vs. FGCU	6:30 p.m.
<i>Rainbow Wahine Showdown, Honolulu, Hawai'i</i>	
Duke vs. Washington	10:30 a.m.
<i>Gulf Coast Showcase, Estero, Fla.</i>	
Utah State vs. USC	4:30 p.m.
<i>Nevada Thanksgiving Tournament, Reno, Nev.</i>	
South Carolina State at Arizona	5:30 p.m.
Washington State at CSUN	7:30 p.m.
<i>Warner Center Marriot Thanksgiving Basketball Classic, Northridge, Calif.</i>	

Colorado vs. Nevada	4:30 p.m.
<i>Nevada Nugget Classic, Reno, Nev.</i>	

UCLA vs. Kentucky	10:00 a.m.
<i>Paradise Jam, U.S. Virgin Islands</i>	

UC Riverside vs. Oregon	12:00 p.m.
<i>Saint Mary's Tournament, Moraga, Calif.</i>	

Tulane vs. California	4:00 p.m.
<i>San Diego Thanksgiving Tournament, San Diego, Calif.</i>	

Oregon State vs. TBD	3 p.m.
<i>Vancouver Showcase, Vancouver, B.C.</i>	

Saturday, Nov. 24

Arizona State vs. Southern Illinois	2:30 p.m.
<i>South Point Thanksgiving Shootout, Las Vegas, Nev.</i>	
Stanford vs. American	2:00 p.m.
<i>Rainbow Wahine Showdown, Honolulu, Hawai'i</i>	

Washington vs. TBD	9:20 a.m.
<i>Gulf Coast Showcase, Estero, Fla.</i>	

Washington State vs. TBD	12:40 p.m.
<i>Warner Center Marriot Thanksgiving Basketball Classic, Northridge, Calif.</i>	

South Florida vs. UCLA	12:00 p.m.
<i>Paradise Jam, U.S. Virgin Islands</i>	

Oregon at Saint Mary's (Calif.)	2:00 p.m.
<i>Saint Mary's Tournament, Moraga, Calif.</i>	

California at San Diego	4:00 p.m.
<i>San Diego Thanksgiving Tournament, San Diego, Calif.</i>	

Oregon State vs. TBD	3:00 p.m.
<i>Vancouver Showcase, Vancouver, B.C.</i>	

Sunday, Nov. 25

Stanford at Hawai'i	4:30 p.m.
<i>Rainbow Wahine Showdown, Honolulu, Hawai'i</i>	

Washington vs. TBD	9:23 a.m.
<i>Gulf Coast Showcase, Estero, Fla.</i>	

USC at Nevada	2:00 p.m.
<i>Nevada Thanksgiving Tournament, Reno, Nev.</i>	

Colorado vs. Utah State	11:00 a.m.
<i>Nevada Nugget Classic, Reno, Nev.</i>	

Monday, Nov. 26

Seattle at Utah	6:00 p.m.
-----------------	-----------

Tuesday, Nov. 27

Incarname Word at Arizona	5:30 p.m.
Pepperdine at Colorado	6:00 p.m.

Wednesday, Nov. 28

Fresno State at USC	5:00 p.m.
---------------------	-----------

Thursday, Nov. 29

San Francisco at Washington State	7:00 p.m.
-----------------------------------	-----------

Friday, Nov. 30

Washington at Seattle	6:00 p.m.
-----------------------	-----------

Saturday, Dec. 1

LaSalle at Oregon State	12:00 p.m.
Louisiana Tech at Arizona State	12:00 p.m.
<i>ASU Classic, Tempe, Ariz.</i>	

Boise State at Washington State	1:00 p.m.
Utah Valley at Utah	4:30 p.m.

USC at UNLV	5:00 p.m.
-------------	-----------

Sunday, Dec. 2

Colorado at Miami (Fla.)	10:00 a.m.
George Mason at Washington	12:00 p.m.
Alabama/Tulsa at Arizona State	1:00 p.m.
<i>ASU Classic, Tempe, Ariz.</i>	

Arizona at San Diego State	1:00 p.m.
Indiana at UCLA	1:00 p.m.

Long Beach State at Oregon	2:00 p.m.
Stanford at Gonzaga	2:00 p.m.

CSUN at California	2:00 p.m.
--------------------	-----------

Wednesday, Dec. 5

Montana at Arizona	10:00 a.m.
Ohio State at Washington	8:00 p.m.

Thursday, Dec. 6

San Jose State at Colorado	6:00 p.m.
----------------------------	-----------

Friday, Dec. 7

Fresno State at UCLA	TBD
----------------------	-----

Southern University at Arizona State	5:00 p.m.
--------------------------------------	-----------

Saturday, Dec. 8

California at Saint Mary's (Calif.)	2:00 p.m.
-------------------------------------	-----------

BYU at Utah	6:00 p.m.
-------------	-----------

Sunday, Dec. 9

Washington State at Gonzaga	9:03 a.m.
-----------------------------	-----------

Navy at Colorado	12:00 p.m.
------------------	------------

Oregon at Michigan State	12:00 p.m.
--------------------------	------------

Arizona State at Colorado State	1:00 p.m.
---------------------------------	-----------

Arizona at Long Beach State	1:00 p.m.
-----------------------------	-----------

Santa Clara at Oregon State	2:00 p.m.
-----------------------------	-----------

Wednesday, Dec. 12

Prairie View A&M at Colorado	6:00 p.m.
------------------------------	-----------

Oregon at South Dakota State	5:00 p.m.
------------------------------	-----------

Friday, Dec. 14

Oregon State vs. Eastern Washington	9:30 p.m.
-------------------------------------	-----------

<i>Maui Jim Maui Classic, Lahaina, Maui, Hawai'i</i>	
--	--

Saturday, Dec. 15

Baylor at Stanford	12:00 p.m.
--------------------	------------

Weber State at Utah	1:00 p.m.
---------------------	-----------

Montana at Washington	1:00 p.m.
-----------------------	-----------

<i>Husky Classic, Seattle, Wash.</i>	
--------------------------------------	--

Oregon State vs. Texas A&M	9:30 p.m.
----------------------------	-----------

<i>Maui Jim Maui Classic, Lahaina, Maui, Hawai'i</i>	
--	--

Sunday, Dec. 16

Oklahoma State at UCLA	12:00 a.m.
------------------------	------------

Kansas State vs. Arizona State	1:00 p.m.
--------------------------------	-----------

St. Francis (Pa.)/Boise St. at Washington	1:00/4:00 p.m.
---	----------------

<i>Husky Classic, Seattle, Wash.</i>	
--------------------------------------	--

CSUN at USC	2:00 p.m.
-------------	-----------

UC Santa Barbara at California	2:00 p.m.
--------------------------------	-----------

Monday, Dec. 17

UTEP at Arizona	5:30 p.m.
-----------------	-----------

Tuesday, Dec. 18

Stanford at Tennessee	3:00 p.m.
-----------------------	-----------

Mississippi State at Oregon	7:00 p.m.
-----------------------------	-----------

Wednesday, Dec. 19

Kansas vs. Washington State 2:30 p.m.
Duel in the Desert, Las Vegas, Nev.
 USC at Texas A&M 3:00 p.m.
 UCLA at Illinois-Chicago 3:00 p.m.

Thursday, Dec. 20

Florida vs. Utah 12:00 p.m.
Duel in the Desert, Las Vegas, Nev.
 Fresno State at Arizona State 1:00 p.m.
 Washington St. vs. Northwestern/Wichita St. 2:30 p.m.
Duel in the Desert, Las Vegas, Nev.
 Samford at Colorado 6:00 p.m.
 Mississippi State at Washington 7:00 p.m.
 Duke at Oregon State 7:00 p.m.
 Air Force at Oregon 11:00 a.m.

Friday, Dec. 21

Air Force at Oregon 11:00 a.m.
 Utah vs Hawaii/UNLV 12:00 p.m.
Duel in the Desert, Las Vegas, Nev.
 Fresno State at Arizona State 1:00 p.m.
 Samford at Colorado 6:00 p.m.
 Duke at Oregon State 7:00 p.m.
 Mississippi State at Washington 7:00 p.m.

Saturday, Dec. 22

USC at UT Arlington 12:00 p.m.
 Connecticut at California 12:00 p.m.

Friday, Dec. 28

Cal Poly at UCLA 12:00 a.m.

Saturday, Dec. 29

CSUN at Stanford 2:00 p.m.
 CSU Bakersfield at Oregon State 2:00 p.m.

Saturday, Dec. 30

Utah at Colorado* 12:00 p.m.
 Harvard at California 2:00 p.m.
 UCLA at USC* 2:00 p.m.
 Washington State at Washington* 2:00 p.m.
 Arizona State at Arizona* 4:00 p.m.

Friday, Jan. 4

Arizona at Colorado* 6:00 p.m.
 Arizona State at Utah* 6:00 p.m.
 Washington at Oregon* 6:00 p.m.
 Washington State at Oregon State* 7:00 p.m.
 UCLA at California* 7:00 p.m.
 USC at Stanford* 8:00 p.m.

Sunday, Jan. 6

Arizona at Utah* 11:00 a.m.
 Arizona State at Colorado* 1:00 p.m.
 UCLA at Stanford* 1:00 p.m.
 Washington at Oregon State* 2:00 p.m.
 USC at California* 3:00 p.m.
 Washington State at Oregon* 3:00 p.m.

Friday, Jan. 11

California at Arizona* 6:00 p.m.
 Stanford at Arizona State* 6:00 p.m.
 Colorado at Washington* 7:00 p.m.
 Utah at Washington State* 7:00 p.m.
 Oregon State at UCLA* 7:00 p.m.
 Oregon at USC* 8:00 p.m.

Sunday, Jan. 13

Stanford at Arizona* 11:00 a.m.
 Oregon State at USC* 12:00 p.m.
 Colorado at Washington State* 12:00 p.m.
 Oregon at UCLA* 2:00 p.m.
 Utah at Washington* 2:00 p.m.
 California at Arizona State* 4:00 p.m.

Friday, Jan. 18

Washington State at California* 11:30 a.m.
 Arizona State at Oregon* 6:00 p.m.
 Colorado at Utah* 6:00 p.m.
 Washington at Stanford* 7:00 p.m.
 Arizona at Oregon State* 7:00 p.m.

Sunday, Jan. 20

Arizona at Oregon* 12:00 p.m.
 Washington State at Stanford* 12:00 p.m.
 Arizona State at Oregon State* 2:00 p.m.
 Washington at California* 2:00 p.m.
 USC at UCLA* 4:00 p.m.

Friday, Jan. 25

UCLA at Arizona State* 10:00 a.m.
 USC at Arizona* 6:00 p.m.
 California at Utah* 6:00 p.m.
 Stanford at Colorado* 6:00 p.m.
 Oregon at Washington State* 7:00 p.m.
 Oregon State at Washington* 8:00 p.m.

Sunday, Jan. 27

UCLA at Arizona* 1:00 p.m.
 Stanford at Utah* 11:00 a.m.
 California at Colorado* 12:00 p.m.
 Oregon State at Washington State* 12:00 p.m.
 USC at Arizona State* 12:00 p.m.
 Oregon at Washington* 2:00 p.m.

Thursday, Jan. 31

Stanford at California* 8:00 p.m.

Friday, Feb. 1

Washington State at UCLA* 9:22 a.m.
 Arizona at Arizona State* 5:00 p.m.
 Utah at Oregon* 7:00 p.m.
 Colorado at Oregon State* 7:00 p.m.
 Washington at USC* 7:00 p.m.

Saturday, Feb. 2

California at Stanford* 4:00 p.m.

Sunday, Feb. 3

Washington at UCLA* 9:22 a.m.
 Colorado at Oregon* 12:00 p.m.
 Utah at Oregon State* 12:00 p.m.
 Washington State at USC* 2:00 p.m.

Thursday, Feb. 7

Arizona at Washington* 7:00 p.m.
 Arizona State at Washington State* 7:00 p.m.

Friday, Feb. 8

USC at Utah* 6:00 p.m.
 UCLA at Colorado* 6:00 p.m.
 Oregon State at Stanford* 6:00 p.m.
 Oregon at California* 8:00 p.m.

Saturday, Feb. 9

Arizona State at Washington* 2:00 p.m.
 Arizona at Washington State* 12:00 p.m.

Sunday, Feb. 10

UCLA at Utah* 11:00 a.m.
 USC at Colorado* 12:00 p.m.
 Oregon State at California* 1:00 p.m.
 Oregon at Stanford* 1:00 p.m.

Friday, Feb. 15

Utah at Arizona* 5:00 p.m.
 Colorado at Arizona State* 6:00 p.m.
 California at USC* 8:00 p.m.
 Washington at Washington State* 7:00 p.m.
 Oregon State at Oregon* 6:00 p.m.
 Stanford at UCLA* 6:00 p.m.

Sunday, Feb. 17

Colorado at Arizona* 11:00 a.m.
 Stanford at USC* 12:00 p.m.
 Utah at Arizona State* 1:00 p.m.
 California at UCLA* 4:00 p.m.

Monday, Feb. 18

Oregon at Oregon State* 6:00 p.m.

Friday, Feb. 22

USC at Oregon State* 6:00 p.m.
 Washington State at Colorado* 6:00 p.m.
 Washington at Utah* 6:00 p.m.
 Arizona at Stanford* 7:00 p.m.
 Arizona State at California* 7:00 p.m.
 UCLA at Oregon* 8:00 p.m.

Saturday, Feb. 24

Washington State at Utah* 11:00 a.m.
 USC at Oregon* 11:00 a.m.
 Washington at Colorado* 12:00 p.m.
 Arizona State at Stanford* 1:00 p.m.
 UCLA at Oregon State* 1:00 p.m.
 Arizona at California* 2:00 p.m.

Friday, March 1

Oregon State at Arizona State* 5:00 p.m.
 California at Washington* 7:00 p.m.
 Oregon at Arizona* 7:00 p.m.
 Stanford at Washington State* 7:00 p.m.
 Colorado at USC* 7:00 p.m.
 Utah at UCLA* 7:00 p.m.

Sunday, March 3

Colorado at UCLA* 12:00 p.m.
 Oregon at Arizona State* 12:00 p.m.
 Utah at USC* 12:00 p.m.
 California at Washington State* 12:00 p.m.
 Oregon State at Arizona* 2:00 p.m.
 Stanford at Washington* 2:00 p.m.

2019 PAC-12 WOMEN'S BASKETBALL TOURNAMENT
 Presented by New York Life
 Thursday-Sunday, March 7-10
 MGM Grand Garden • Las Vegas, Nev.

Thursday, March 7

First Round Game #1 11:30 a.m. PT
 First Round Game #2 2 p.m. PT
 First Round Game #3 6 p.m. PT
 First Round Game #4 8:30 p.m. PT

Friday, March 8

Quarterfinal Game #1 11:30 a.m. PT
 Quarterfinal Game #2 2 p.m. PT
 Quarterfinal Game #3 6 p.m. PT
 Quarterfinal Game #4 8:30 p.m. PT

Saturday, March 9

Semifinal Game #1 6 p.m. PT
 Semifinal Game #2 8:30 p.m. PT

Sunday, March 10

Championship Game 5 p.m. PT

Subject to change. As of Oct. 6, 2018

PAC-12 WOMEN'S BASKETBALL TELEVISION SCHEDULE

Pac-12 women's basketball will again feature unprecedented television exposure this season, with over 100 games televised in 2018-19, including 102 on Pac-12 Networks and an additional five on ESPN2. The season culminates with the 2019 Pac-12 Women's Basketball Tournament presented by New York Life in Las Vegas, with the championship game on March 10 on ESPN2. In addition to the hundreds of live televised Pac-12 sporting events, Pac-12 Networks subscribers can watch live events on the Pac-12 Now app. Subscribers can also watch live and on-demand content on the web at pac-12.com.

Day	Date	Matchup	Network	Time (PT)
Wednesday	11/14	Georgia at UCLA	PAC12	11:00 AM
Sunday	11/11	Baylor vs. Arizona State	ESPN2	4:30 PM
Sunday	11/18	Ohio State at Stanford	PAC12	1:00 PM
Saturday	12/1	La Salle at Oregon State	PAC12	12:00 PM
Saturday	12/1	Louisiana Tech at Arizona State	PAC12	12:00 PM
Saturday	12/1	Utah Valley at Utah	PAC12	4:30 PM
Sunday	12/2	George Mason at Washington	PAC12	12:00 PM
Sunday	12/2	Indiana at UCLA	PAC12	1:00 PM
Wednesday	12/5	Ohio State at Washington	PAC12	8:00 PM
Saturday	12/8	BYU at Utah	PAC12	6:00 PM
Saturday	12/15	Baylor at Stanford	PAC12	12:00 PM
Tuesday	12/18	Mississippi State at Oregon	ESPN2	7:00 PM
Thursday	12/20	Duke at Oregon State	PAC12	7:00 PM
Saturday	12/22	Connecticut at California	PAC12	12:00 PM
Sunday	12/30	Utah at Colorado	PAC12	12:00 PM
Sunday	12/30	UCLA at USC	PAC12	2:00 PM
Sunday	12/30	Washington State at Washington	PAC12	2:00 PM
Sunday	12/30	Arizona State at Arizona	PAC12	4:00 PM
Friday	1/4	Arizona State at Utah	PAC12	6:00 PM
Friday	1/4	Washington at Oregon	PAC12	6:00 PM
Friday	1/4	Washington State at Oregon State	PAC12	7:00 PM
Friday	1/4	UCLA at California	PAC12	7:00 PM
Friday	1/4	USC at Stanford	PAC12	8:00 PM
Sunday	1/6	Arizona at Utah	PAC12	11:00 AM
Sunday	1/6	Arizona State at Colorado	PAC12	1:00 PM
Sunday	1/6	UCLA at Stanford	PAC12	1:00 PM
Sunday	1/6	USC at California	PAC12	3:00 PM
Sunday	1/6	Washington State at Oregon	PAC12	3:00 PM
Sunday	1/13	Oregon at UCLA	PAC12	2:00 PM
Sunday	1/13	Utah at Washington	PAC12	2:00 PM
Sunday	1/13	California at Arizona State	PAC12	4:00 PM
Friday	1/18	Arizona State at Oregon	PAC12	6:00 PM
Friday	1/18	Colorado at Utah	PAC12	6:00 PM
Friday	1/18	Washington at Stanford	PAC12	7:00 PM
Sunday	1/20	Arizona at Oregon	PAC12	12:00 PM
Sunday	1/20	Washington State at Stanford	PAC12	12:00 PM
Sunday	1/20	Arizona State at Oregon State	PAC12	2:00 PM
Sunday	1/20	Washington at California	PAC12	2:00 PM
Sunday	1/20	USC at UCLA	PAC12	4:00 PM
Friday	1/25	UCLA at Arizona State	PAC12	10:00 AM
Friday	1/25	USC at Arizona	PAC12	6:00 PM
Friday	1/25	California at Utah	PAC12	6:00 PM
Friday	1/25	Stanford at Colorado	PAC12	6:00 PM
Friday	1/25	Oregon at Washington State	PAC12	7:00 PM
Friday	1/25	Oregon State at Washington	PAC12	8:00 PM
Sunday	1/27	California at Colorado	PAC12	12:00 PM
Sunday	1/27	Oregon State at Washington State	PAC12	12:00 PM
Sunday	1/27	USC at Arizona State	PAC12	12:00 PM
Sunday	1/27	Oregon at Washington	PAC12	2:00 PM
Thursday	1/31	Stanford at California	PAC12	8:00 PM
Friday	2/1	Arizona at Arizona State	PAC12	5:00 PM
Friday	2/1	Utah at Oregon	PAC12	7:00 PM
Friday	2/1	Colorado at Oregon State	PAC12	7:00 PM
Saturday	2/2	California at Stanford	PAC12	4:00 PM
Friday	2/8	USC at Utah	PAC12	6:00 PM
Friday	2/8	UCLA at Colorado	PAC12	6:00 PM
Friday	2/8	Oregon State at Stanford	PAC12	6:00 PM
Friday	2/8	Oregon at California	PAC12	8:00 PM
Saturday	2/9	Arizona at Washington State	PAC12	12:00 PM
Sunday	2/10	UCLA at Utah	PAC12	11:00 AM
Sunday	2/10	Oregon State at California	PAC12	1:00 PM
Sunday	2/10	OREGON at Stanford	ESPN2	1:00 PM
Friday	2/15	Stanford at UCLA	PAC12	6:00 PM
Friday	2/15	Oregon State at Oregon	PAC12	6:00 PM
Friday	2/15	Washington at Washington State	PAC12	7:00 PM
Friday	2/15	California at USC	PAC12	8:00 PM
Sunday	2/17	Colorado at Arizona	PAC12	11:00 AM
Sunday	2/17	Stanford at USC	PAC12	12:00 PM
Sunday	2/17	Utah at Arizona State	PAC12	1:00 PM
Sunday	2/17	California at UCLA	PAC12	4:00 PM
Monday	2/18	Oregon at Oregon State	ESPN2	6 PM
Friday	2/22	USC at Oregon State	PAC12	6:00 PM
Friday	2/22	Arizona State at California	PAC12	7:00 PM
Friday	2/22	UCLA at Oregon	PAC12	8:00 PM
Sunday	2/24	USC at Oregon	PAC12	11:00 AM
Sunday	2/24	UCLA at Oregon State	PAC12	1:00 PM
Sunday	2/24	Arizona State at Stanford	PAC12	1:00 PM
Friday	3/1	Oregon State at Arizona State	PAC12	5:00 PM
Friday	3/1	Colorado at USC	PAC12	7:00 PM
Friday	3/1	Stanford at Washington State	PAC12	7:00 PM
Friday	3/1	Oregon at Arizona	PAC12	7:00 PM
Sunday	3/3	California at Washington State	PAC12	12:00 PM
Sunday	3/3	Utah at USC	PAC12	12:00 PM
Sunday	3/3	Oregon at Arizona State	PAC12	12:00 PM
Sunday	3/3	Colorado at UCLA	PAC12	12:00 PM
Sunday	3/3	Stanford at Washington	PAC12	2:00 PM
Sunday	3/3	Oregon State at Arizona	PAC12	2:00 PM

PAC-12 TOURNAMENT

Thursday	Mar. 7	Game 1: First Round	PAC12	11:30 a.m.
Thursday	Mar. 7	Game 2: First Round	PAC12	2 p.m.
Thursday	Mar. 7	Game 3: First Round	PAC12	6 p.m.
Thursday	Mar. 7	Game 4: First Round	PAC12	8:30 p.m.
Friday	Mar. 8	Game 1: Quarterfinal	PAC12	11:30 a.m.
Friday	Mar. 8	Game 2: Quarterfinal	PAC12	2 p.m.
Friday	Mar. 8	Game 3: Quarterfinal	PAC12	6 p.m.
Friday	Mar. 8	Game 4: Quarterfinal	PAC12	8:30 p.m.
Saturday	Mar. 9	Game 1: Semifinal	PAC12	6 p.m.
Saturday	Mar. 9	Game 2: Semifinal	PAC12	8:30 p.m.
Sunday	Mar. 10	Championship Game	ESPN2	5 p.m.

PAC-12 WOMEN'S BASKETBALL TOURNAMENT



2019 WOMEN'S BASKETBALL TOURNAMENT
LAS VEGAS

PRESENTED BY NEW YORK LIFE
MARCH 7-10, 2019
MGM GRAND GARDEN
LAS VEGAS, NEV.

After a record-setting six years in Seattle, the 18th-annual Pac-12 Women's Basketball Tournament presented by New York Life heads to Las Vegas for two years. The tournament will be held at the MGM Grand Garden Arena in 2018 from March 7-10, 2019 and will receive unprecedented television coverage once again as each game of the tournament is scheduled to be televised either on the Pac-12 Networks or ESPN2.

The tournament made its debut in 2002 and has been held annual since. The University of Oregon campus played host the first season. The Conference's premier women's sporting event then moved to HP Pavilion in San Jose for a six-year run (2003-08). It spent four years (2008-2012) in Los Angeles, with Galen Center playing host. The final two-year run of the event saw it combined with the men's tournament and the semifinal and championship games were played at the STAPLES Center. The tournament then moved to Seattle's KeyArena for six years where it saw record attendance numbers each year.

The winner of the 12-team tournament receives the league's automatic bid to the NCAA Division I Women's Basketball Championship. The tournament seeds and Conference Champion are determined by the 18-game regular-season Pac-12 schedule.

TOURNAMENT BRACKET



Thursday, March 7
 First Round Game #1 (P12N)..... 11:30 a.m. PT
 First Round Game #2 (P12N)..... 2 p.m. PT
 First Round Game #3 (P12N)..... 6 p.m. PT
 First Round Game #4 (P12N)..... 8:30 p.m. PT

Friday, March 8
 Quarterfinal Game #1 (P12N)..... 11:30 a.m. PT
 Quarterfinal Game #2 (P12N)..... 2 p.m. PT
 Quarterfinal Game #3 (P12N)..... 6 p.m. PT
 Quarterfinal Game #4 (P12N)..... 8:30 p.m. PT

Saturday, March 9
 Semifinal Game #1 (P12N) 6 p.m. PT
 Semifinal Game #2 (P12N) 8:30 p.m. PT

Sunday, March 10
 Championship Game (ESPN2) 5 p.m. PT

**** NOTE:** Game times will be assigned to feature key matchups in the evening session at the discretion of the Commissioner.

All games to be televised on national television.
 First three rounds to be televised on the Pac-12 Networks.
 Championship game to be televised on ESPN.
 All times subject to change.
 As of Oct. 6, 2018.



2019 NCAA Division I Women's BASKETBALL CHAMPIONSHIP



2019 NCAA DIVISION I WOMEN'S BASKETBALL CHAMPIONSHIP
 Complete bracket released on ESPN Selection Show, Monday, March 18 at 7 p.m. ET.
FIRST-ROUND - March 22 and 23 and SECOND-ROUND - March 24 and 25 @ top 16 seeds.
REGIONALS - March 29 & 31 @ Albany, New York & Portland, Oregon; March 30 & April 1 @ Chicago, Illinois & Greensboro, North Carolina. All Women's Final Four games played at Amalie Arena, Tampa, Florida.
 © 2018 National Collegiate Athletic Association. No commercial use without the NCAA's written permission.
 The NCAA opposes all sports wagering. This bracket should not be used for sweepstakes, contests, office pools or other gambling activities.
 NCAA and Women's Final Four are trademarks of the National Collegiate Athletic Association.

FIRST ROUND & SECOND ROUNDS
 Friday & Sunday, March 22 & 24 or
 Saturday & Monday, March 23 & 25
 Top 16 seeds, Campus Sites

REGIONALS
 Saturday & Monday, March 29 - April 1

Albany Regional
 Times Union Center, Albany, N.Y.
 (Metro Atlantic Athletic Conference, hosts)

Chicago Regional
 Wintrust Arena, Chicago, Il.
 (DePaul, host)

Greensboro Regional
 Greensboro Coliseum, Greensboro, N.C.
 (Atlantic Coast Conference, host)

Portland Regional
 Moda Center, Portland, Ore.
 (Oregon State, host)

FINAL FOUR
 Friday & Sunday, April 5, April 7
 2019 Amalie Arena, Tampa, Fla.
 April 5 and 7
 (South Florida, host)

- Future Final Four Sites**
- 2020 Smoothie King Center, New Orleans
 April 3 and 5
 (New Orleans, Tulane/Sun Belt Conference, hosts)
 - 2021 Alamodome, San Antonio, Texas
 April 2 and 4
 (San Antonio Sports, Incarnate Word/UTSA, hosts)
 - 2022 Target Center, Minneapolis, Minnesota
 April 1 and 3
 (Sports Minneapolis, Univ. of Minnesota, hosts)
 - 2023 American Airlines, Dallas, Texas
 March 31 and April 2
 (Dallas Sports Commission, Big 12 Conference, hosts)
 - 2024 Quicken Loans Arena, Cleveland, Ohio
 April 5 and 7
 (Greater Cleveland Sports Commission, Mid-American Conference, hosts)



The 2019 NCAA Women's Final Four will mark the 38th year of the championship. The national semifinal games will be played Friday, April 5 and the national championship game will take place Sunday, April 7. All games will be played at Amalie Arena in Tampa Bay.



Even in its infancy, the Pac-12 Conference played a significant role in the development of women's basketball. On April 4, 1896, California and Stanford squared off at the Page Street Armory in San Francisco in the first women's intercollegiate game in the nation. And two weeks later, the University of Washington hosted Ellensburg State in Seattle.

While progress slowed through much of the first half of the century, women's basketball pioneer Carol Eckman changed the game's history by engineering the first official women's tournament in 1969. In 1972, the tournament expanded into the Association for Intercollegiate Athletics for Women (IAIW). At that point, women's basketball was off and running.

In 1978, just six seasons after the advent of the IAIW, UCLA was the first league squad to represent the Conference with a national title. The Bruins accomplished the feat at Pauley Pavilion on the UCLA campus in front of an IAIW record crowd of 9,351. However, UCLA was not the last Conference team to win a national crown.

The 1981-82 season marked the first year that women's basketball began competing in the NCAA with the advent of the NCAA Division I Women's Basketball Championship, implementing a 32-game field which, with the increasing popularity of the sport, first expanded to 48 teams and has grown to 64 teams after a second expansion in 1994.

League play began in 1986-87, the first year the Pac-10 Conference began sponsoring women's sports, combining the NorPac Conference (California, Oregon, Oregon State, Washington and Washington State) with



Former USC players Cheryl Miller and Lisa Leslie are two of the most decorated players in the history of women's basketball.

the Western Collegiate Athletic Association (Arizona, Arizona State, Stanford, UCLA and USC).

The Conference quickly established a reputation as one of the strongest women's basketball leagues in the nation, with solid teams across the board. The Pac-10 sent at least four teams to the NCAA Tournament nine times in the decade of the '90s, and every Conference member made a trip to the Big Dance during that decade. In the new millennium, the story has proved much the same with 11 Conference teams advancing to the NCAA Tournament since 2000, 10 different teams have represented the Conference since expansion in 2011 and four different teams have advanced to the NCAA Women's Final Four.

Stanford head coach Tara VanDerveer took the Pac-10 Conference to new heights by winning a pair of NCAA titles in the 1990s. National Player of the Year Jennifer Azzi led the Cardinal to its first title in 1990, while Val Whiting guided the Cardinal to its second national championship in 1992. All told, Stanford made six trips to the NCAA Final Four in a seven-year span of the '90s. The Cardinal repeated that feat with the Ogwumike sisters - Nnemkadi and Chiney - leading the way from 2008-2014. Thanks to that remarkable stretch, at least one league team has been in the Final Four in nine of the last 10 years.

Since the beginnings of the IAIW, the Conference's most significant contribution to the success and development of women's basketball has been its legendary players.

Names like Ann Meyers, Cheryl Miller, Cherie Nelson, Denise Curry, the McGee Sisters, Azzi, Sonja Henning, Whiting, Natalie Williams, Lisa Leslie, Kate Starbird, Tina Thompson, Nicole Powell, Candice Wiggins, Briann January and the Ogwumike sisters are just a few of the Pac-12 stars who have written a chapter in women's basketball at both the national and Conference level. Most recently, Kelsey Plum broke several records during her four years at Washington, becoming the NCAA women's basketball scoring record which had stood for 16 years.

The first of this elite group to bring the women's game into the national spotlight was Meyers, the first four-time All-American. Meyers led the UCLA Bruins to the 1978 IAIW Championship under the direction of then-first year head coach Billie Moore. Curry, also a member of the 1978 title team, earned All-America honors three times and still stands as UCLA's all-time leading scorer, male or female. After 16 seasons, Moore ended her stint as the Bruins' mentor with a 423-182 career coaching record, with 296 of her victories coming at UCLA.

Miller led USC to consecutive national titles in 1983 and 1984 and rewrote the school's record books. A four-time All-American, Miller won the Naismith Award three times, an amazing feat considering the honor is the equivalent of college football's Heisman Trophy. Miller was also selected to the "1980s NCAA Team of the Decade" as voted by a panel of media and coaches.

In 1999, Kodak named its Silver Anniversary Team, honoring the top-10 Division I players of all-time, and Meyers and Miller were two of the 10 athletes honored.

Only 29 women have ever been inducted into the Naismith Memorial Hall of Fame in Springfield, Mo., and six of those outstanding individuals hail from the Pac-12: Meyers (1993), Miller (1995), Curry (1997), Moore (1999), Cynthia Cooper-Dyke (2010) and legendary head coach Tara VanDerveer (2011).

The Women's Basketball Hall of Fame in Nashville, Tenn., announced its inaugural class of 25 inductees in 1998, honoring legends from the 107-year history of the women's game. Moore, Meyers, Curry and Miller were inducted in the initial year. VanDerveer and former USC and California Coach Marianne Stanley joined the ranks in 2002, while former Oregon player and former Ducks head coach Bev Smith was inducted with the Class of 2004.



Former UCLA star Ann Meyers was the first-ever four-time All-American and led the Bruins to the 1978 IAIW National title.

On the national level, women's basketball has made tremendous strides in both popularity and attendance. The 2008 Olympic Team won its fourth-straight gold medal as Leslie became just the second basketball player ever to win four gold medals (Teresa Edwards, U.S.). Leslie was joined by former Pac-10-great Thompson on the 2008 national team.

Many outstanding Pac-12 women's basketball players have gone on to success at the professional level, including 17 former Pac-12 stars who are currently playing or coaching in the WNBA. Headlining that prestigious list of athletes who have played in the WNBA is Leslie, a five-time All-WNBA first team honoree and the 2002 WNBA Finals MVP. The first player to be placed on a team when the league began, Leslie became the first WNBA player to amass 5,000 career points and recorded the first dunk in league history during the 2002 campaign. She guided the Los Angeles Sparks to back-to-back league titles in 2001 and 2002. Fellow USC alumnae Thompson and retired WNBA star Cynthia Cooper helped guide the Houston Comets to four straight WNBA titles in 1997-2000. In August 2003, Thompson became just the second WNBA player to amass 4,000 points, following in Leslie's footsteps. Regarded throughout the league as the face of the WNBA and the most dominant player in the sport, Leslie announced her retirement in 2009, concluding a career that spanned 15 years.

The newest chapter in Conference women's basketball history was the addition of a postseason tournament in 2002 and the league expanded to include Colorado and Utah and. An inaugural Pac-10 Women's Basketball Tournament was held Mar. 1-4, 2002, at storied McArthur Court on the University of Oregon campus. The Arizona State Sun Devils defeated the Stanford Cardinal in the championship game, capturing the Conference's first tournament trophy. Beginning in 2003, the tournament moved to the Northern California Bay Area and HP Pavilion at San Jose for a six-year run (2003-08), which saw UCLA and the Cardinal capture titles. In 2009, the event moved to the Galen Center in downtown Los Angeles and proved to be another exciting chapter. The tournament was combined with the men's tournament in 2010 and, for the first time ever, the semifinals and championship games were played at the STAPLES Center. In 2013, the tournament moved again, this time to KeyArena in beautiful Seattle with great success, drawing record crowds in each of its six seasons in the Emerald City where four different champions have been crowned.

QUICK FACTS

Location Tucson, Ariz.
 Founded 1885
 Enrollment 43,500
 Colors Cardinal & Navy
 Home Court McKale Center (14,545)
 Press Row Phone (520) 621-5291
 President Dr. Robert C. Robbins
 Faculty Representative Ricardo Valeri
 Athletics Director Dave Heeke
 Deputy Director/SWA Erika Barnes
 Head Coach Adia Barnes
 Assoc. AD of Comm. Services Matt Ensor
 Asst. Dir./WBB SID Adam Gonzales
 SID Phone: (520) 626-9395
 Email adamgonzales@arizona.edu
 Website www.arizonawildcats.com
 All-Time Record 570-702
 First Year 1972-73
 Pac-12 Record 205-388
 Pac-12 Tournament 13-18
 NCAA Record 6-7
 WNIT Record 4-2

2018-19 SCHEDULE

Date	Opponent	TV	Time
Nov. 9	IDAHO STATE		6:30 p.m.
Nov. 13	LOYOLA MARYMOUNT		6:30 p.m.
N16-18	at Bank of Hawai'i Classic, Oahu, Hawai'i		
Nov. 16	vs. Seattle		3 p.m.
Nov. 18	vs. Portland		3 p.m.
Nov. 23	SOUTH CAROLINA STATE		6:30 p.m.
Nov. 27	INCARNATE WORD		6:30 p.m.
Dec. 2	at San Diego State		2 p.m.
Dec. 5	MONTANA		11 a.m.
Dec. 9	at Long Beach State		3 p.m.
Dec. 17	UTEP		6:30 p.m.
Dec. 21	NORTHERN ARIZONA		6:30 p.m.
Dec. 30	ARIZONA STATE*	P12N	5 p.m.
Jan. 4	at Colorado*		7 p.m.
Jan. 6	at Utah*	P12N	12 p.m.
Jan. 11	CALIFORNIA*	P12N	7 p.m.
Jan. 13	STANFORD*	P12N	12 p.m.
Jan. 18	at Oregon State*		8 p.m.
Jan. 20	at Oregon*	P12N	1 p.m.
Jan. 25	USC*	P12N	7 p.m.
Jan. 27	UCLA*		2 p.m.
Feb. 1	at Arizona State*	P12N	6 p.m.
Feb. 7	at Washington*		8 p.m.
Feb. 9	at Washington State*	P12N	1 p.m.
Feb. 15	UTAH*		6 p.m.
Feb. 17	COLORADO*	P12N	12 p.m.
Feb. 22	at Stanford*		8 p.m.
Feb. 24	at California*		3 p.m.
Mar. 1	OREGON*	P12N	8 p.m.
Mar. 3	OREGON STATE*	P12N	3 p.m.
M7-10	Pac-12 Tournament		

MGM Grand Garden Arena, Las Vegas

* Pac-12 Conference game.
 PAC12 indicates game televised on the Pac-12 Networks.
 All times Mountain Standard Time & subject to change.

SERIES RECORDS

Arizona State	33-65
California	31-37
Colorado	6-16
Oregon	29-39
Oregon State	31-36
Stanford	13-68
UCLA	21-62
USC	23-59
Utah	6-20
Washington	21-45
Washington State	35-30

TEAM OUTLOOK

- The 2018-19 has been a highly-anticipated season for Arizona. Third-year head coach **Adia Barnes** welcomes a highly-touted, top-five recruiting classes and a number of transfers become eligible, coupled with five experienced returning players, the Wildcats look to be a much-improved team.
- Arizona loses its leading scorer in JaLea Bennett who was one of two players on the team to score in double digits. But UA has an experienced core that includes sophomore **Sam Thomas**, the team's second-leading scorer and top rebounder, **Destiny Graham**, and the team's leading playmaker junior **Lucia Alonso**.
- Redshirt-sophomore **Aarion McDonald**, redshirt-juniors **Dominique McBryde** and **Tee Tee Starks** joined the team last year as transfers and are set to make contributions on the court this season. McDonald, a transfer from Washington, was a highly-touted recruit and helped the Huskies to the NCAA Tournament while being named to the Pac-12 All-Freshman team. In two years at Purdue, McBryde accumulated 357 rebounds and 66 blocks, which tied for the 20th-most in program history. Starks comes to Tucson after two seasons at Iowa State where she had injury setbacks as a freshman but played in 31 games as a sophomore, starting in 14.
- This year's freshman class includes four signees, including the program's first-ever McDonald's All-American in **Cate Reese**, who headlines a post lineup that all received national acclaim in high school. Reese is a five-star recruit and rated the fourth-best post in the country, and is joined by top post prospects **Semaj Smith**, and **Shalyse Smith** from Italy. The fourth signee is a local guard in **Bryce Nixon** from Phoenix who was named all-Arizona.
- The Wildcats have had just one winning season since 2005-06, and with the senior leadership, experienced transfers and a very talented recruiting class, Barnes looks to end that trend in 2017-18.

2018-19 ARIZONA ROSTER

No.	Name	POS	HT	YR	EXP	Hometown/High School (Last School)
1	Shalyse Smith	F	6-1	Fr.	HS	Tacoma, Wash./Bellarmine Prep
2	Aarion McDonald	G	5-7	R-So.	1L	Fresno, Calif./Brookside Christian HS (Washington)
4	Lucia Alonso	G	5-7	Jr.	2L	Leon, Spain/Aron Leon Cuña del Parlamentarismo
10	Tee Tee Starks	F	5-9	R-Jr.	2L	Brooklyn Park, Minn./Hopkins HS (Iowa State)
14	Sam Thomas	F	6-0	So.	1L	Bloomfield Hills, Mich./Centennial HS
20	Dominique McBryde	F	6-2	R-Jr.	2L	Bedford, Ind./Bedford North Lawrence HS (Purdue)
21	Destiny Graham	F	6-3	Sr.	3L	San Francisco, Calif./Eastside College Prep
22	Lindsey Malecha	G	5-9	Sr.	3L	Mahtomedi, Minn./Hill-Murray HS
24	Bryce Nixon	G	5-10	Fr.	HS	Phoenix, Ariz./Arcadia HS
25	Cate Reese	F	6-2	Fr.	HS	Cypress, Texas/Cypress Woods HS
32	Kiana Barkhoff	C	6-3	So.	1L	Kitzingen, Germany/Palm Harbor HS
34	Semaj Smith	C	6-6	Fr.	HS	Long Beach, Calif./St. Anthony HS

Head Coach: Adia Barnes (Arizona 1998), 3rd year

Assistant Coach: Salvo Coppa (IULM University Milan 2002), 3rd year


Assistant Coach: April Phillips (Xavier 2010), 1st year

Assistant Coach: Morgan Valley (Connecticut 2004), 2nd year

Letterwinners R/L: 5/5

Newcomers: 7

Starters returning in bold



ADIA BARNES

Head Coach • 3rd year at Arizona

Alma Mater: Arizona, 1998

20-40 (.333) at Arizona • Overall: 20-40 (.333, 2 years)

The ninth head coach in Arizona history, Barnes returned to her alma mater where she was arguably one of the best players in its history, as well as one of the best players in Conference history ... spent five years as an assistant coach at Washington, helping the Huskies in a historic run to their first-ever NCAA Final Four in 2016 ... a 1998 Pac-10 Player of the Year, scoring over 2,000 points ... played 12 years in the WNBA, winning a title in 2004 with the Seattle Storm ... named to the WNBA's All-Decade team.

BARNES' RECORD

Year	School	Overall	Conf.	Place/Conf
16-17	Arizona	14-16	5-13	T9th/Pac-12
18-19	Arizona	6-24	2-16	11th/Pac-12
ARIZ Total (2 yrs)		20-40	7-19	
Career Total (2 yrs)		20-40	7-19	

2017-18 RESULTS

Date	Opponent	Score	Hi Pts	Hi Reb
11/10	IONA	W, 71-58	(17) Kyles	(7) Thomas
11/17	at Utah State	W, 65-49	(15) Alonso	(9) Thomas/Graham
11/21	at Loyola Marymount	L, 70-84	(19) Bennett	(10) Thomas
11/24	vs TCU	L, 59-68	(20) Thomas	(11) Graham
11/25	at CSUN	L, 63-66	(18) Bennett	(8) Bennett
11/28	LONG BEACH STATE	L, 72-80	(24) Bennett	(11) Thomas
12/3	SAN DIEGO STATE	L, 67-78	(23) Bennett	(6) Kyles/Graham/Bennett
12/7	at Northern Arizona	L, 66-84	(13) Wright/Bennett/Thomas	(10) Thomas
12/14	NEW MEXICO STATE	W, 83-44	(26) Bennett	(9) Thomas
12/17	HAWAII	L, 60-65	(21) Alonso	(9) Thomas
12/20	SOUTHERN UTAH	Wo2, 76-74	(20) Bennett	(15) Thomas
12/29	at Utah*	L, 55-89	(18) Bennett	(6) Thomas
12/31	at Colorado*	L, 60-79	(18) Thomas/Bennett	(9) Thomas
1/5	STANFORD*	L, 46-61	(15) Alonso	(7) Graham
1/7	CALIFORNIA*	L, 51-53	(13) Thomas/Bennett	(10) Graham
1/12	at Oregon*	L, 44-62	(14) Thomas	(11) Thomas
1/14	at Oregon State*	L, 48-88	(10) Thomas/Wright	(7) Thomas
1/19	COLORADO*	W, 72-63	(23) Bennett	(7) Thomas/Graham
1/21	UTAH*	L, 56-80	(15) Kyles	(8) Graham
1/26	at California*	L, 39-63	(11) Thomas	(11) Graham
1/28	at Stanford*	L, 42-79	(11) Bennett	(7) Thomas/Bennett
2/2	WASHINGTON STATE*	L, 60-78	(24) Bennett	(9) Graham
2/4	WASHINGTON*	W, 72-70	(19) Alonso	(10) Thomas
2/9	at UCLA*	L, 46-69	(19) Bennett	(5) Thomas/Graham
2/11	at USC*	L, 52-78	(22) Thomas	(8) Thomas/Graham
2/16	at Arizona State*	L, 50-75	(16) Bennett	(4) Graham/Wright
2/18	ARIZONA STATE*	L, 45-69	(11) Thomas	(7) Graham
2/23	OREGON STATE*	L, 40-65	(13) Graham	(9) Graham
2/25	OREGON*	L, 61-74	(17) Thomas	(5) Graham
3/1	vs Arizona State ^{P12}	L, 47-76	(11) Thomas/Bennett	(4) Thomas/Alonso/Graham

P12 indicates Pac-12 Tournament game.

YEAR-BY-YEAR RECORD (SINCE 1981-82)

Year	Conf.	Place	Overall	Postseason
81-82	0-12	7	10-21	
82-83	2-12	T7	10-17	
83-84	1-13	T7	8-20	
84-85	1-13	8	7-21	
85-86	4-4	T2	19-9	
86-87	4-14	T8	11-18	
87-88	2-16	10	5-23	
88-89	6-12	T8	11-7	
89-90	5-13	T8	12-17	
90-91	1-17	10	6-25	
91-92	3-15	10	9-19	
92-93	7-11	8	13-14	
93-94	8-10	7	15-12	
94-95	6-12	7	11-19	
95-96	10-8	T3	22-8	WNIT Champion
96-97	12-6	T4	23-8	NCAA 2nd
97-98	14-4	T2	23-7	NCAA S16
98-99	12-6	4	18-11	NCAA 2nd
99-00	13-5	T2	25-7	NCAA 2nd
00-01	9-9	5	20-12	WNIT 2nd
01-02	10-8	T6	14-14	
02-03	13-5	T2	22-9	NCAA 1st
03-04	14-4	T1	24-9	NCAA 1st
04-05	11-7	5	20-12	NCAA 2nd
05-06	3-15	9	8-22	
06-07	4-14	T8	11-21	
07-08	4-14	T8	10-20	
08-09	4-14	T8	12-19	
09-10	6-12	8	14-17	
10-11	10-8	T4	21-12	WNIT 1st
11-12	3-15	12	15-17	
12-13	4-14	T10	12-18	
13-14	1-17	12	5-25	
14-15	3-15	T11	10-20	
15-16	3-15	11	13-19	
16-17	5-13	T9	14-16	
17-18	2-16	11	6-24	

WCAA from 1979-85; Pac-West in 1985-16; Pac-12 since 1986.

2017-18 ARIZONA STATISTICS

Overall: Overall: 6-24, Pac-12: 2-16/11th • Home: 5-10 • Away: 1-12 • Neutral: 0-2

#	PLAYER	G-GS	MIN-AVG	FG-FGA	FG%	3P-ATT	3P%	FT-FTA	FT%	OFF	DEF	TOT	AVG	PF-D	AST	TO	BLK	STL	PTS-AVG
33	JaLea Bennett	30-30	840-28.0	155-399	.388	15-62	.242	92-125	.736	45	77	122	4.1	93-7	35	74	21	38	417-13.9
	Conference-Only...	18-18	479-26.6	80-234	.342	6-34	.176	58-77	.753	19	41	60	3.3	49-4	14	37	10	21	224-12.4
14	Sam Thomas	30-30	1088-36.3	110-263	.418	38-103	.369	48-62	.774	65	144	209	7.0	77-0	43	52	39	46	306-10.2
	Conference-Only...	18-18	634-35.2	67-159	.421	25-61	.410	30-39	.769	31	75	106	5.9	38-0	17	34	14	23	189-10.5
13	Marlee Kyles	27-0	660-24.4	79-241	.328	21-97	.216	40-51	.784	11	55	66	2.4	46-1	31	45	1	14	219-8.1
	Conference-Only...	15-0	346-23.1	34-114	.298	11-45	.244	18-23	.783	4	22	26	1.7	19-0	16	22	0	7	97-6.5
21	Destiny Graham	30-30	829-27.6	81-219	.370	7-19	.368	73-89	.820	68	125	193	6.4	85-6	28	79	10	20	242-8.1
	Conference-Only...	18-18	496-27.6	43-130	.331	6-13	.462	39-47	.830	43	77	120	6.7	55-4	19	45	4	14	131-7.3
04	Lucia Alonso	30-30	1088-36.3	88-247	.356	43-110	.391	18-23	.783	11	68	79	2.6	55-2	99	78	2	32	237-7.9
	Conference-Only...	18-18	656-36.4	46-144	.319	26-71	.366	11-12	.917	7	44	51	2.8	31-0	52	47	0	10	129-7.2
11	Kat Wright	30-30	959-32.0	70-228	.307	48-161	.298	25-30	.833	13	82	95	3.2	47-0	43	49	3	27	213-7.1
	Conference-Only...	18-18	582-32.3	35-124	.282	23-80	.288	14-18	.778	8	44	52	2.9	23-0	27	32	2	15	107-5.9
05	Sammy Fatkin	28-0	329-11.8	21-58	.362	8-27	.296	5-9	.556	13	18	31	1.1	13-0	18	14	0	9	55-2.0
	Conference-Only...	17-0	225-13.2	10-34	.294	3-13	.231	4-6	.667	7	12	19	1.1	8-0	14	6	0	4	27-1.6
22	Lindsey Malecha	23-0	118-5.1	9-28	.321	0-8	.000	13-20	.650	2	14	16	0.7	19-0	3	8	0	4	31-1.3
	Conference-Only...	15-0	72-4.8	6-16	.375	0-2	.000	11-16	.688	2	9	11	0.7	9-0	3	4	0	2	23-1.5
32	Kiana Barkhoff	22-0	130-5.9	6-19	.316	0-0	.000	4-8	.500	12	15	27	1.2	16-0	0	5	15	2	16-0.7
	Conference-Only...	16-0	104-6.5	4-14	.286	0-0	.000	4-8	.500	10	11	21	1.3	13-0	0	4	14	2	12-0.8
44	Ali Reese	6-0	9-1.5	1-3	.333	0-1	.000	0-0	.000	1	2	3	0.5	0-0	1	0	0	0	2-0.3
	Conference-Only...	5-0	6-1.2	0-0	.000	0-0	.000	0-0	.000	0	2	2	0.4	0-0	1	0	0	0	0-0.0
TM	TEAM									57	58	115							3
	Conference-Only...									26	35	61							3
	Total	30		620-1705	.364	180-588	.306	318-417	.763	298	658	956	31.9	451-16	301	407	91	192	1738-57.9
	Conference-Only...	18		325-969	.335	100-319	.313	189-246	.768	157	372	529	29.4	245-8	163	234	44	98	939-52.2
	Opponents.....	30		779-1788	.436	244-675	.361	319-458	.697	394	820	1214	40.5	468-2	506	402	92	194	2121-70.7
	Conference-Only...	18		483-1108	.436	163-448	.364	166-243	.683	274	507	781	43.4	277-1	325	212	60	117	1295-71.9

QUICK FACTS

Location Tempe, Ariz.
 Founded 1885
 Enrollment 73,000
 Colors Maroon & Gold
 Home Court Wells Fargo Arena (10,734)
 Press Row Phone (480) 965-7274
 President Dr. Michael Crow
 Faculty Representative Dr. Jeffery Wilson
 Athletics Director Ray Anderson
 Associate AD/SWA Deana Garner-Smith
 Head Coach Charli Turner Thorne
 Sports Information Dir. Mark Brand
 Assoc. Dir./WBB SID Steve Rodriguez
 SID Phone (480) 965-9780
 Email steve.rodriguez@asu.edu
 Website www.thesundevils.com
 All-Time Record 698-482
 First Year 1975-76
 Pac-12 Record 298-296
 Pac-12 Tournament 15-17
 NCAA Record 19-16
 WNIT Record 4-6

TEAM OUTLOOK

- One of the most consistent programs in Pac-12 history, earning postseason invitations every season since 2000 except one, the Sun Devils look to make a sixth-straight trip to the NCAA Tournament. With all five starters back, ASU looks to be in good position to keep that streak alive.
- With no seniors on the team last season, many of the Sun Devils had opportunities to gain experience, making this season's team one of the most veteran in the Pac-12. Seniors **Charnea Johnson-Chapman**, the team's top rebounder from a year ago, and All-Pac-12 performer **Kiana Ibis**, the team's leading scorer and one of the top-five most efficient scorers in the Pac-12 last season. A threat down low, she is the team's active leader in points, rebounds and blocks, leading the team in scoring last year. That consistency in the lineup will be to Arizona State's advantage.
- A redshirt senior, returning-starter **Courtney Ekmark** comes back as one of the top threats from long range in the Pac-12, while junior **Robbi Ryan** was handed the toughest defensive assignment every night, helping ASU post the top defense in the Conference.
- Juniors **Reili Richardson** and **Kiara Russell** were adept at distributing and taking care of the ball, with ASU boasting the 16th-best assist-to-turnover ratio in the country. Richardson was first in the league and fourth in the country with 3.46, and Russell right behind in second and 16th in the NCAA at 2.79.
- Four signees join the Sun Devils in 2018-19, including Canadian standout Taya Hanson, who has been a member of the Canadian National Team since 2015. Ranked No. 18 in the country at her position, she will contribute immediately.

2018-19 SCHEDULE

Date	Opponent	TV	Time
Nov. 6	INCARNATE WORD		8:30 p.m.
Nov. 11	vs. Baylor	ESPN2	5:30 p.m.
Nov. 18	at Arkansas		TBD
N23-24	at South Point Thanksgiving Shootout, Las Vegas, Nev.		
Nov. 23	vs. Louisville		1:30 p.m.
Nov. 24	vs. Southern Illinois		1:30 p.m.
D1-2	ASU Classic, Tempe, Ariz.		
Dec. 1	LOUISIANA TECH		1 p.m.
Dec. 2	ALABAMA/TULSA		2 p.m.
Dec. 7	SOUTHERN		6 p.m.
Dec. 9	at Colorado State		2 p.m.
Dec. 16	vs. Kansas State		TBD
Dec. 20	FRESNO STATE		2 p.m.
Dec. 30	at Arizona*	P12N	5 p.m.
Jan. 4	at Utah*	P12N	7 p.m.
Jan. 6	at Colorado*	P12N	2 p.m.
Jan. 11	STANFORD*	P12N	7 p.m.
Jan. 13	CALIFORNIA*	P12N	5 p.m.
Jan. 18	at Oregon*	P12N	7 p.m.
Jan. 20	at Oregon State*	P12N	3 p.m.
Jan. 25	UCLA*	P12N	11 a.m.
Jan. 27	USC*	P12N	1 p.m.
Feb. 1	ARIZONA*	P12N	6 p.m.
Feb. 7	at Washington State*		8 p.m.
Feb. 9	at Washington*		3 p.m.
Feb. 15	COLORADO*		7 p.m.
Feb. 17	UTAH*	P12N	2 p.m.
Feb. 22	at California*	P12N	8 p.m.
Feb. 24	at Stanford*	P12N	2 p.m.
March 1	OREGON STATE*	P12N	6 p.m.
March 3	OREGON*	P12N	1 p.m.
M7-10	Pac-12 Tournament		
	MGM Grand Garden Arena, Las Vegas		

* Pac-12 Conference game.
 PAC12 indicates game televised on the Pac-12 Networks.
 All times Mountain Standard Time & subject to change.

SERIES RECORDS

Arizona	61-28
California	38-36
Colorado	9-9
Oregon	34-31
Oregon State	32-26
Stanford	15-58
UCLA	28-55
USC	25-35
Utah	10-10
Washington	34-31
Washington State	45-18

2018-19 ARIZONA STATE ROSTER

No.	Name	POS	HT	YR	EXP	Hometown/High School (Last School)
0	Taya Hanson	G	5-10	Fr.	HS	Kelowna, B.C./Kelowna Secondary School
1	Reili Richardson	G	5-11	Jr.	2L	Brea, Calif./Brea Olinda HS
4	Kiara Russell	G	5-8	Jr.	2L	Minneapolis, Minn./Osseo HS
5	Jamie Loera	G	5-9	Fr.	HS	Moses Lake, Wash./Moses Lake HS
11	Robbi Ryan	G	5-9	Jr.	2L	Sheridan, Wyo./Sheridan HS
21	Sophia Elenga	F	6-1	Sr.	3L	Nogent Sur Oise, France/Lyceé Alain Fournier
22	Courtney Ekmark	G/F	6-0	R-Sr.	3L	Arcadia, Ariz./St. Mary's HS
23	Iris Mbulito	G/F	6-1	Fr.	HS	Las Palmas de Gran Canaria, Spain/IES Poeta Tomás Morales Castellano
24	Bre'yanna Sanders	G/F	6-0	So.	1L	Fresno, Calif./Clovis West HS
	Jayde Van Hyfte	F	6-1	Fr.	HS	Annawan, Ill./Annawan HS
33	Charnea Johnson-Chapman	C	6-3	Sr.	3L	Moreno Valley, Calif. / Canyon Springs HS
42	Kianna Ibis	F	6-1	Sr.	3L	Omaha, Neb./Benson HS
44	Eva Rubin	C	6-5	So.	1L	Flossmoor, Ill./Homewood Flossmoor HS
52	Jamie Ruden	F	6-2	Jr.	2L	Rochester, Minn./John Marshall HS

Head Coach: Charli Turner Thorne (Stanford 1988), 22nd year
Associate Head Coach: Jackie Moore (Armstrong State 1991), 7th year
Assistant Coach: Angie Nelp (Colorado State 2002), 3rd year
Assistant Coach: Briann January (Arizona State 2009), 2nd year

Letterwinners R/L: 10/0
Newcomers: 4
Starters returning in bold



CHARLI TURNER THORNE

Head Coach • 22nd Year at Arizona State
Alma Mater: Stanford, 1988
422-246 (.632) at Arizona State • Overall: 462-286 (.618, 24 Years)

2016 Pac-12 Coach of the Year for the second time in her career after leading ASU to its second regular-season league title in 15 years ... The winningest coach in Sun Devil history eclipsing career No. 400 ... Ranks second overall in wins among all-time Pac-12 coaches ... One of just three coaches in Pac-12 history to have led their teams to five or more consecutive 20-win seasons ... Guided ASU to the postseason 18 of the last 19 years, including 12 NCAA Tournament appearances.

TURNER THORNE'S RECORD

Year	School	Overall	Conf.	Place/Conf	Year	School	Overall	Conf.	Place/Conf
93-94	N. Arizona	12-15	6-8	4/Big Sky	07-08	Arizona State	22-11	14-4	3/Pac-10
94-95	N. Arizona	14-12	6-8	5/Big Sky	08-09	Arizona State	26-9	15-3	T2/Pac-10
95-96	N. Arizona	14-13	6-8	4/Big Sky	09-10	Arizona State	18-14	9-9	5/Pac-10
96-97	Arizona State	9-19	3-15	9/Pac-10	10-11	Arizona State	20-11	11-7	3/Pac-10
97-98	Arizona State	10-17	6-12	T7/Pac-10	12-13	Arizona State	13-18	5-13	9/Pac-12
98-99	Arizona State	12-15	6-12	T6/Pac-10	13-14	Arizona State	23-10	11-7	4/Pac-12
99-00	Arizona State	14-15	7-11	7/Pac-10	14-15	Arizona State	29-6	15-3	2/Pac-12
00-01	Arizona State	20-11	12-6	T1/Pac-10	15-16	Arizona State	26-7	16-2	T1/Pac-12
01-02	Arizona State	25-9	12-6	T2/Pac-10	16-17	Arizona State	20-13	9-9	5th/Pac-12
02-03	Arizona State	16-14	7-11	8/Pac-10	17-18	Arizona State	22-13	10-8	6th/Pac-12
03-04	Arizona State	17-12	11-7	T3/Pac-10					
04-05	Arizona State	24-10	12-6	T2/Pac-10					
05-06	Arizona State	25-7	14-4	2/Pac-10					
06-07	Arizona State	31-5	16-2	2/Pac-10					
					ASU Total (21 yrs)		422-246	221-152	
					Career Total (24 yrs)		462-286	239-181	

2017-18 RESULTS

Date	Opponent	Score	Hi Pts	Hi Reb
11/12	TEXAS-SAN ANTONIO	W, 74-42	(16) Ibis/Haines	(9) Ibis
11/15	at Fresno State	W, 81-49	(16) Johnson-Chapman/Haines	(9) Haines
11/18	SACRAMENTO STATE	W, 106-58	(19) Haines	(10) Ekmark/Johnson-Chapman
11/19	COLGATE	W, 65-54	(20) Ibis	(8) Ryan/Johnson-Chapman
11/23	vs Mississippi State	L, 57-65	(13) Ibis	(7) Johnson-Chapman
11/24	vs Green Bay	L, 48-61	(13) Ryan	(5) Ruden
11/25	vs Columbia	W, 72-48	(12) Ryan/Ruden	(8) Johnson-Chapman
12/2	BUFFALO	W, 76-57	(18) Ibis	(7) Johnson-Chapman
12/3	UC RIVERSIDE	W, 73-48	(12) Ekmark/Haines	(8) Johnson-Chapman
12/10	at Florida State	L, 66-77	(18) Richardson	(9) Ibis
12/18	IDAHO	W, 77-33	(19) Ruden	(12) Johnson-Chapman
12/21	ARKANSAS	W, 89-43	(23) Ekmark	(9) Elenga
12/29	at Colorado*	W, 72-47	(17) Elenga	(7) Elenga/Richardson
12/31	at Utah*	W, 83-81	(30) Ibis	(7) Ryan
1/5	CALIFORNIA*	W, 80-71	(26) Ibis	(10) Johnson-Chapman
1/7	STANFORD*	W, 73-66	(16) Johnson-Chapman	(9) Johnson-Chapman
1/12	at Oregon State*	L, 54-57	(19) Ryan	(6) Ekmark
1/14	at Oregon*	L, 64-74	(22) Ibis	(6) Elenga
1/19	UTAH*	L, 56-58	(16) Ryan	(9) Ekmark
1/21	COLORADO*	W, 73-59	(24) Ibis	(12) Johnson-Chapman
1/26	at Stanford*	L, 50-74	(11) Ryan	(7) Johnson-Chapman
1/28	at California*	W, 57-42	(12) Ekmark	(8) Ekmark/Ibis
2/2	WASHINGTON*	W, 61-41	(15) Ekmark	(8) Ekmark
2/4	WASHINGTON STATE*	W, 77-51	(18) Ekmark	(9) Johnson-Chapman
2/9	at USC*	L, 62-77	(17) Ekmark	(8) Ibis
2/11	at UCLA*	L, 63-71	(14) Ryan	(11) Ibis
2/16	ARIZONA*	W, 75-50	(24) Ryan	(5) Ekmark/Ryan
2/18	at Arizona*	W, 69-45	(14) Ibis	(10) Ryan
2/23	OREGON*	L, 44-57	(13) Ibis	(14) Johnson-Chapman
2/25	OREGON STATE*	L, 60-64	(13) Elenga/Ryan	(5) Ibis
3/1	vs Arizona ^{P12}	W, 76-47	(13) Ibis	(7) Ekmark
3/2	vs Oregon State ^{P12}	W, 57-51	(18) Ekmark	(14) Ibis
3/3	vs Stanford ^{P12}	L, 46-58	(12) Russell	(7) Johnson-Chapman
3/17	vs Nebraska ^{NCAA}	W, 73-62	(16) Ryan	(10) Johnson-Chapman
3/19	at Texas ^{NCAA}	L, 65-85	(27) Ibis	(6) Ibis

YEAR-BY-YEAR RECORD (SINCE 1981-82)

Year	Conf.	Place	Overall	Postseason
81-82	8-4	3	25-7	NCAA S16
82-83	9-5	3	23-7	NCAA S16
83-84	6-8	5	17-11	
84-85	3-11	6	11-16	
85-86	4-4	2	15-10	
86-87	4-14	T8	10-17	
87-88	5-13	T8	11-17	
88-89	3-15	10	9-19	
89-90	5-13	T8	13-15	
90-91	5-13	9	14-14	
91-92	11-7	5	20-9	NCAA 1st
92-93	10-8	T4	17-10	
93-94	2-16	T9	4-22	
94-95	2-16	10	8-19	
95-96	4-14	9	8-19	
96-97	3-15	9	9-19	
97-98	6-12	T7	10-17	
98-99	6-12	T6	12-15	
99-00	7-11	7	14-15	WNIT 1st
00-01	12-6	T1	20-11	NCAA 1st
01-02	12-6	T2	25-9	NCAA 2nd
02-03	7-11	8	16-14	WNIT 2nd
03-04	11-7	T3	17-12	WNIT 1st
04-05	12-6	T2	24-10	NCAA S16
05-06	14-4	2	25-7	NCAA 2nd
06-07	16-2	2	31-5	NCAA E8
07-08	14-4	3	22-11	NCAA 2nd
08-09	15-3	T2	26-9	NCAA E8
09-10	9-9	5	18-14	WNIT 2nd
10-11	11-7	3	20-11	NCAA 1st
11-12	10-8	4	20-12	WNIT 1st
12-13	5-13	9	13-18	
13-14	11-7	4	23-10	NCAA 2nd
14-15	15-3	2	29-6	NCAA S16
15-16	16-2	T1	26-7	NCAA 2nd
16-17	9-9	5	20-13	NCAA 2nd
17-18	10-8	6	22-13	NCAA 2nd

WCAA from 1979-85; Pac-West in 1985-86; Pac-12 since 1986.

* Pac-12 game; P12 indicates Pac-12 Tournament game; NCAA indicates NCAA Tournament game.

2017-18 ARIZONA STATE STATISTICS

Overall: Overall: 22-13, Pac-12: 10-8/6th • Home: 13-3 • Away: 5-7 • Neutral: 4-3

#	PLAYER	G-GS	MIN-AVG	FG-FGA	FG%	3P-ATT	3P%	FT-FTA	FT%	OFF	DEF	TOT	AVG	PF-D	AST	TO	BLK	STL	PTS-AVG
42	Kianna Ibis	35-35	900-25.7	191-386	.495	18-44	.409	51-67	.761	65	112	177	5.1	53-0	34	32	12	32	451-12.9
	Conference-Only	18-18	481-26.7	98-208	.471	12-27	.444	24-30	.800	32	63	95	5.3	27-0	17	21	4	16	232-12.9
11	Robbi Ryan	35-29	983-28.1	136-307	.443	23-67	.343	61-80	.763	46	85	131	3.7	83-2	89	77	4	33	356-10.2
	Conference-Only	18-18	537-29.8	72-175	.411	15-44	.341	37-50	.740	27	45	72	4.0	51-2	47	44	1	18	196-10.9
03	Sabrina Haines	9-6	220-24.4	29-72	.403	8-28	.286	26-30	.867	9	25	34	3.8	20-1	8	17	0	11	92-10.2
	Conference-Only	0-0	0-0	0-0	0	0-0	.000	0-0	.000	0	0	0	0	0-0	0	0	0	0	0-0
22	Courtney Ekmark	35-35	989-28.3	114-295	.386	58-155	.374	53-69	.768	43	113	156	4.5	52-0	73	47	4	39	339-9.7
	Conference-Only	18-18	565-31.4	67-157	.427	36-87	.414	25-30	.833	17	67	84	4.7	26-0	42	21	1	22	195-10.8
52	Jamie Ruden	33-0	455-13.8	113-262	.431	27-73	.370	30-39	.769	21	54	75	2.3	25-0	13	25	8	9	283-8.6
	Conference-Only	17-0	240-14.1	56-130	.431	9-33	.273	13-16	.813	8	28	36	2.1	13-0	10	19	5	3	134-7.9
33	Cha Johnson-Chapman	35-35	745-21.3	100-182	.549	0-0	.000	35-67	.522	76	151	227	6.5	95-3	21	50	20	19	235-6.7
	Conference-Only	18-18	386-21.4	46-85	.541	0-0	.000	11-27	.407	39	76	115	6.4	52-1	9	22	4	6	103-5.7
01	Reili Richardson	35-31	1005-28.7	67-214	.313	19-84	.226	45-62	.726	21	92	113	3.2	25-0	166	48	3	34	198-5.7
	Conference-Only	18-18	555-30.8	36-115	.313	9-42	.214	28-38	.737	11	49	60	3.3	17-0	86	30	2	21	109-6.1
21	Sophia Elenga	35-0	631-18.0	82-155	.529	1-4	.250	33-53	.623	65	76	141	4.0	57-0	22	47	6	17	198-5.7
	Conference-Only	18-0	317-17.6	43-71	.606	0-0	.000	17-28	.607	29	42	71	3.9	27-0	14	28	1	6	103-5.7
04	Kiara Russell	34-4	755-22.2	58-137	.423	7-25	.280	44-63	.698	23	51	74	2.2	62-0	106	38	1	39	167-4.9
	Conference-Only	17-0	370-21.8	31-72	.431	5-14	.357	16-27	.593	12	21	33	1.9	26-0	46	18	0	19	83-4.9
44	Eva Rubin	13-0	56-4.3	12-24	.500	0-0	.000	6-8	.750	2	4	6	0.5	6-0	1	4	2	1	30-2.3
	Conference-Only	5-0	11-2.2	2-4	.500	0-0	.000	2-2	1.000	1	0	1	0.2	1-0	0	1	1	0	6-1.2
24	Bre'Yanna Sanders	30-0	261-8.7	9-33	.273	5-25	.200	2-3	.667	5	19	24	0.8	17-0	19	8	0	10	25-0.8
	Conference-Only	18-0	138-7.7	4-16	.250	2-11	.182	2-3	.667	0	7	7	0.4	10-0	11	5	0	5	12-0.7
TM	TEAM									57	58	115				3			
	Conference-Only									38	25	63				9			
	Total	35		911-2067	.441	166-505	.329	386-541	.713	439	842	1281	36.6	495-6	552	408	60	244	2374-67.8
	Conference-Only	18		455-1033	.440	88-258	.341	175-251	.697	214	423	637	35.4	250-3	282	218	19	116	1173-65.2
	Opponents	35		787-1872	.420	169-564	.300	280-405	.691	289	765	1054	30.1	572-14	395	519	103	192	2023-57.8
	Conference-Only	18		432-965	.448	85-290	.293	136-196	.694	137	390	527	29.3	270-5	231	240	61	111	1085-60.3

QUICK FACTS

Location Berkeley, Calif.
 Founded 1868
 Enrollment 40,173
 Colors Blue & Gold
 Home Court Haas Pavilion (11,877)
 Press Row Phone (510) 642-3098
 Chancellor Carol T. Christ
 Faculty Rep Bob Jacobsen
 Director of Athletics Jim Knowlton
 Assoc. AD/SWA Jenny Simon-O'Neil
 Head Coach Lindsay Gottlieb
 Sports Information Dir. Herb Benenson
 Asst. Dir./WBB SID MC Barrett
 Office/Fax (510) 697-9153/643-7778
 Cell (510) 697-9153
 Email mc.barrett@berkeley.edu
 Website www.calbears.com
 All-Time Record 724-588
 First Year 1973-74
 Pac-12 Record 258-313
 Pac-12 Tournament 19-17
 NCAA Record 12-13
 WNIT Record 12-8

TEAM OUTLOOK

- The Golden Bears finished in fifth place in the Pac-12, it's best showing in three years, and advanced to the NCAA Tournament for the second-consecutive year. With three starters back from last season, including All-America candidate **Kristine Anigwe**.
- Cal returns a wealth of experience, with the majority of the team playing together for 2-3 seasons. Anigwe headlined a recruiting class four years ago that was on of the best in the country and looks to lead the Bears to challenge the top teams in the Conference as well as make a deep run in the NCAA Tournament.
- Angiwe, a three-time All-Pac-12 selection, enters her senior season with 1,849 career points and looks to become just the tenth player in conference history with 2,000+ career points and 1,000+ career rebounds.
- Helping Anigwe is classmate **Asha Thomas** who was nearly automatic from the free throw line, leading the Pac-12 in free throw percentage, which also ranked 21st in the country.
- Sophomore **Kianna Smith** is looking to build upon a strong freshman campaign in which she earned Pac-12 All-Freshman honors. Thomas and Smith, along with the now-graduated **Mikayla Cowling**, combined for one of the best backcourts in the Pac-12. All-three were among the top distributors in the league and ranked in the Top-15 in the conference in assist-to-turnover ratio.
- Juniors **CJ West** and **Jaelyn Brown** were significant contributors off the bench last season, while sophomore Alaysia Styles also made key contributions in her first season in Berkeley.
- **Receé Caldwell** joins the Bears as the program's first graduate transfer. After starting her college career at UCLA, Caldwell transferred to Texas Tech, where she was an All-Big-12 Honorable Mention in 2016-17.
- **McKenzie Forbes** and **Sierra Richey** also join the veteran squad, looking to help fill gaps left by the graduation of Cowling and forward Penina Davidson. Forbes was a 2018 McDonalds All American.
- The Bears' backcourt also looks to benefit from the return of **Mi'Cole Cayton**, who missed all but one game last year due to a season-ending injury.

2019 SCHEDULE

Date	Opponent	TV	Time
Nov. 6	HOUSTON		7 p.m.
Nov. 11	at Penn State		11 a.m.
Nov. 13	at BYU		TBD
Nov. 18	PACIFIC		2 p.m.
N23-24	at San Diego Thanksgiving Tournament		
	San Diego, Calif.		
Nov. 23	vs. Tulane		4 p.m.
Nov. 24	at San Diego		4 p.m.
Dec. 2	CSUN		2 p.m.
Dec. 8	at Saint Mary's (Calif.)		2 p.m.
Dec. 16	UC SANTA BARBARA		2 p.m.
Dec. 22	CONNECTICUT		12 p.m.
Dec. 30	HARVARD		2 p.m.
Jan. 4	UCLA*	P12N	7 p.m.
Jan. 6	USC*	P12N	3 p.m.
Jan. 11	at Arizona*	P12N	6 p.m.
Jan. 13	at Arizona State*	P12N	4 p.m.
Jan. 18	WASHINGTON STATE*		11:30 a.m.
Jan. 20	WASHINGTON*	P12N	2 p.m.
Jan. 25	at Utah*	P12N	6 p.m.
Jan. 27	at Colorado*	P12N	12 p.m.
Jan. 31	STANFORD*	P12N	8 p.m.
Feb. 2	at Stanford*	P12N	4 p.m.
Feb. 8	OREGON*	P12N	8 p.m.
Feb. 10	OREGON STATE*	P12N	1 p.m.
Feb. 15	at USC*	P12N	8 p.m.
Feb. 17	at UCLA*	P12N	4 p.m.
Feb. 22	ARIZONA STATE*	P12N	7 p.m.
Feb. 24	ARIZONA*		2 p.m.
March 1	at Washington*		7 p.m.
March 3	at Washington State*	P12N	12 p.m.
M7-10	Pac-12 Tournament		
	MGM Grand Garden Arena, Las Vegas		

* Pac-12 Conference game.
 PAC12 indicates game televised on the Pac-12 Networks.
 All times Pacific Standard Time & subject to change.

2018-19 CALIFORNIA ROSTER

No.	Name	POS	HT	YR	EXP	Hometown/High School (Last School)
0	McKenzie Forbes	G	6-0	Fr.	HS	Folsom, Calif./Folsom HS
1	Asha Thomas	G	5-4	Sr.	3L	East Oakland, Calif./Bishop O'Dowd HS
4	Alaysia Styles	G/F	6-3	So.	1L	San Diego, Calif./La Jolla Country Day School
5	Chen Yue	C	6-7	R-Jr.	2L	Beijing, China/Tsinghua University
11	Sara Anastasieska	G	5-11	R-Jr.	1L	Sydney, Australia/Monte Sant Angelo Mercy (UTSA)
14	Kianna Smith	G	6-0	So.	1L	Moreno Valley, Calif./Troy HS
20	Mo Mosley	G	5-11	Sr.	3L	Oakland, Calif./Saint Mary's College HS
21	Mi'Cole Cayton	G	5-9	R-So.	1L	Stockton, Calif./St. Mary's HS
22	Archer Olson	G	6-0	So.	1L	Palo Alto, Calif./Henry M. Gunn HS
24	Receé Caldwell	G	5-9	Gr.	TR	San Antonio, Texas/Homeschooled (Texas Tech)
30	CJ West	C	6-4	Jr.	2L	Bakersfield, Calif./Garces Memorial HS
31	Kristine Anigwe	C/F	6-4	Sr.	3L	Phoenix, Ariz./Desert Vista HS
33	Jaelyn Brown	G/F	6-1	Jr.	2L	Murrieta, Calif./Vista Murrieta HS
34	Sierra Richey	G	5-10	Fr.	HS	Camarillo, Calif./Rancho Campana HS

Head Coach: Lindsay Gottlieb (Brown 1999), 8th year
Associate Head Coach: Charmin Smith (Stanford 1997), 12th year
Assistant Coach: Kai Felton (Randolph-Macon 2000), 8th year
Assistant Coach: Wendale Farrow (Eastern Michigan 2009), 3rd year

Letterwinners R/L: 11/2
Newcomers: 3
Starters returning in bold



LINDSAY GOTTLIEB

Head Coach • 8th Year at California
Alma Mater: Brown, 1999

159-76 (.677) at California • Overall: 215-115 (.652, 10 Years)

The Bears have won at least 20 games and earned NCAA Tournament berths in all but one of her years in Berkeley ... Led Cal to tie for its first-ever Pac-12 regular-season title and first-ever NCAA Final Four appearance in 2013 ... First Cal coach to win a NCAA Tournament game in their first season ... Prior to arriving at Cal, spent three seasons at UC Santa Barbara, leading the Gauchos to two postseason berths and a pair of Big West titles ... Named Big West Coach of the Year in 2009.

GOTTLIEB'S RECORD

Year	School	Overall	Conf.	Place/Conf
08-09	UCSB	22-10	15-1	1/Big West
09-10	UCSB	15-17	9-7	5/Big West
10-11	UCSB	19-12	12-4	1/Big West
11-12	California	25-10	13-5	2/Pac-12
12-13	California	32-4	17-1	T1/Pac-12
13-14	California	22-10	13-5	T2/Pac-12
14-15	California	24-10	13-5	T3/Pac-12
15-16	California	15-17	4-14	10/Pac-12
16-17	California	20-14	6-12	T7/Pac-12
17-18	California	21-11	11-7	5/Pac-12
CAL Total (7 yrs)		159-76	77-49	
Career Total (12 yrs)		215-115	123-65	

SERIES RECORDS

Arizona	36-30
Arizona State	35-38
Colorado	11-7
Oregon	33-38
Oregon State	38-35
Stanford	20-70
UCLA	23-52
USC	32-39
Utah	13-8
Washington	25-46
Washington State	45-23

2017-18 RESULTS

Date	Opponent	Score	Hi Pts	Hi Reb
11/10	SAINT MARY'S (Calif.)	W, 87-80	(17) Anigwe	(12) Davidson
11/17	at Connecticut	L, 47-82	(14) Anigwe	(9) Anigwe
11/19	at Brown	W, 89-79	(28) Anigwe	(25) Anigwe
11/24	MANHATTAN	W, 87-66	(29) Thomas	(9) Davidson
11/25	MISSOURI	L, 52-55	(14) Thomas	(7) Styles
11/30	SEATTLE	W, 87-67	(25) Anigwe	(8) Anigwe
12/2	at Santa Clara	W, 79-41	(17) Anigwe	(6) Styles
12/7	SAN DIEGO	W, 89-64	(26) Anigwe	(4) Styles
12/10	at Pacific	W, 92-85	(28) Anigwe	(18) Anigwe
12/16	BRIGHAM YOUNG	W, 70-45	(21) Cowling	(11) Styles
12/21	at Kentucky	W, 62-52	(17) Thomas	(10) West
12/29	USC*	W, 76-64	(16) Anigwe	(13) Anigwe
12/31	UCLA*	L, 46-82	(15) Anigwe	(10) Anigwe
1/5	at Arizona State*	L, 71-80	(25) Thomas	(7) Anigwe
1/7	at Arizona*	W, 53-51	(19) Cowling	(9) Davidson
1/12	WASHINGTON*	W, 69-60	(26) Anigwe	(10) Anigwe
1/14	WASHINGTON STATE*	W, 66-60	(30) Anigwe	(17) Anigwe
1/19	at UCLA*	L, 52-60	(14) Thomas/Anigwe	(8) Davidson
1/21	at USC*	W, 62-59	(20) Anigwe	(10) West/Davidson
1/26	ARIZONA*	W, 63-39	(12) Thomas/Anigwe	(15) Anigwe
1/28	ARIZONA STATE*	L, 42-57	(15) Anigwe	(8) Anigwe/Davidson
2/2	at Oregon*	L, 54-91	(14) Brown	(8) Anigwe
2/4	at Oregon State*	L, 48-68	(13) Anigwe	(6) Anigwe/Davidson
2/9	COLORADO*	W, 78-76	(18) Thomas	(9) Davidson
2/11	UTAH*	W, 84-73	(22) Anigwe/Thomas	(7) Davidson
2/15	at Stanford*	L, 69-74	(20) Thomas	(8) Davidson
2/17	STANFORD*	W, 78-66	(25) Thomas	(10) Anigwe
2/23	at Washington State*	W, 67-54	(30) Anigwe	(12) Anigwe
2/25	at Washington*	W, 83-67	(23) Anigwe	(12) Anigwe
3/1	vs Washington ^{P12}	W, 71-68	(22) Thomas	(9) Anigwe
3/2	vs UCLA ^{P12}	L, 74-77	(16) Cowling	(11) Anigwe
3/16	vs Virginia ^{NCAA}	L, 62-68	(20) Smith	(10) Davidson

* Pac-12 game; P12 indicates Pac-12 Tournament game; NCAA indicates NCAA Tournament game.

YEAR-BY-YEAR RECORD (SINCE 1981-82)

Year	Conf.	Place	Overall	Postseason
81-82	10-2	1	23-10	
82-83	12-2	2	17-10	
83-84	12-2	4	24-8	WNIT 3rd
84-85	7-5	5	15-12	
85-86	7-5	4	16-12	
86-87	10-8	5	21-10	WNIT Final
87-88	6-12	6	15-15	
88-89	8-10	4	13-15	
89-90	9-9	T4	17-12	NCAA 1st
90-91	7-11	7	14-14	
91-92	12-6	T3	20-9	NCAA 1st
92-93	10-8	T4	19-10	NCAA 2nd
93-94	2-16	T9	8-20	
94-95	5-13	T8	10-17	
95-96	3-15	10	7-20	
96-97	2-16	10	6-21	
97-98	2-16	T9	6-22	
98-99	6-12	T6	12-15	
99-00	6-12	8	11-17	
00-01	8-10	T6	12-16	
01-02	2-16	9	7-21	
02-03	5-13	9	10-19	
03-04	4-14	9	12-17	
04-05	4-14	8	11-18	
05-06	10-8	6	18-12	NCAA 1st
06-07	12-6	3	23-9	NCAA 1st
07-08	15-3	2	27-7	NCAA 2nd
08-09	15-3	T2	27-7	NCAA S16
09-10	11-7	4	24-13	WNIT Champion
10-11	7-11	6	18-16	WNIT 2nd
11-12	13-5	2	25-10	NCAA 2nd
12-13	17-1	T1	32-4	NCAA FF
13-14	13-5	T2	22-10	NCAA 2nd
14-15	13-5	T3	24-10	NCAA 2nd
15-16	4-14	10	15-17	
16-17	6-12	T7	20-14	NCAA 2nd
17-18	11-7	5	21-11	NCAA 1st

NorCal from 1977-85 ; Pac-12 since 1986.

2017-18 CALIFORNIA STATISTICS

Overall: Overall: 21-11, Pac-12: 11-7/5th • Home: 12-3 • Away: 8-6 • Neutral: 1-2

#	PLAYER	G-GS	MIN-AVG	FG-FGA	FG%	3P-ATT	3P%	FT-FTA	FT%	OFF	DEF	TOT	AVG	PF-D	AST	TO	BLK	STL	PTS-AVG
31	Kristine Anigwe	30-30	869-29.0	210-369	.569	6-11	.545	74-127	.583	86	179	265	8.8	99-4	27	71	39	31	500-16.7
	Conference-Only	18-18	539-29.9	128-229	.559	6-10	.600	45-72	.625	52	107	159	8.8	59-2	18	37	26	17	307-17.1
21	Mi'Cole Cayton	1-1	26-26.0	4-13	.308	3-9	.333	2-2	1.000	1	0	1	1.0	2-0	2	0	0	2	13-13.0
	Conference-Only	0-0	0-0	0-0	0	0-0	.000	0-0	.000	0	0	0	0	0-0	0	0	0	0	0-0
1	Asha Thomas	31-31	993-32.0	129-308	.419	62-177	.350	78-90	.867	15	61	76	2.5	36-0	107	58	1	38	398-12.8
	Conference-Only	17-17	575-33.8	71-174	.408	29-91	.319	51-56	.911	10	37	47	2.8	18-0	59	31	0	19	222-13.1
3	Mikayla Cowling	31-31	1031-33.3	121-290	.417	26-85	.306	21-28	.750	33	102	135	4.4	65-1	131	82	8	48	289-9.3
	Conference-Only	17-17	591-34.8	65-163	.399	14-51	.275	9-14	.643	18	57	75	4.4	38-0	74	42	4	29	153-9.0
14	Kianna Smith	32-31	1017-31.8	108-280	.386	36-113	.319	24-35	.686	14	73	87	2.7	66-0	152	74	6	24	276-8.6
	Conference-Only	18-18	602-33.4	52-160	.325	16-63	.254	8-10	.800	8	46	54	3.0	36-0	73	45	3	11	128-7.1
12	Penina Davidson	32-32	794-24.8	96-200	.480	5-20	.250	39-59	.661	84	140	224	7.0	59-2	22	48	24	12	236-7.4
	Conference-Only	18-18	462-25.7	49-110	.445	1-8	.125	22-34	.647	50	77	127	7.1	31-1	10	26	10	7	121-6.7
33	Jaelyn Brown	32-2	627-19.6	69-169	.408	22-58	.379	38-56	.679	23	51	74	2.3	54-3	28	51	8	8	198-6.2
	Conference-Only	18-2	360-20.0	37-97	.381	15-34	.441	23-34	.676	8	29	37	2.1	28-1	15	30	3	3	112-6.2
30	CJ West	32-2	424-13.3	59-116	.509	0-0	.000	24-40	.600	44	74	118	3.7	43-1	7	38	5	6	142-4.4
	Conference-Only	18-0	220-12.2	29-59	.492	0-0	.000	9-14	.643	19	39	58	3.2	23-0	4	19	2	2	67-3.7
4	Alaysia Styles	31-0	347-11.2	28-69	.406	0-1	.000	33-45	.733	28	49	77	2.5	39-0	8	22	9	6	89-2.9
	Conference-Only	18-0	153-8.5	12-35	.343	0-1	.000	10-15	.667	14	21	35	1.9	14-0	3	12	2	2	34-1.9
11	Sara Anastasieska	10-0	79-7.9	10-23	.435	6-16	.375	2-3	.667	2	7	9	0.9	7-0	6	10	1	2	28-2.8
	Conference-Only	2-0	8-4.0	0-1	.000	0-1	.000	2-2	1.000	0	0	0	0.0	0-0	0	0	0	0	2-1.0
20	Mo Mosley	23-0	141-6.1	14-25	.560	1-1	1.000	5-10	.500	8	22	30	1.3	14-0	11	12	2	7	34-1.5
	Conference-Only	13-0	77-5.9	5-11	.455	0-0	.000	1-4	.250	3	8	11	0.8	7-0	4	5	1	5	11-0.8
5	Chen Yue	12-0	40-3.3	2-8	.250	0-0	.000	2-2	1.000	1	1	2	0.2	5-0	0	2	2	1	6-0.5
	Conference-Only	5-0	11-2.2	2-2	1.000	0-0	.000	0-0	.000	0	1	1	0.2	0-0	0	0	0	1	4-0.8
22	Archer Olson	7-0	12-1.7	0-2	.000	0-2	.000	0-0	.000	0	0	0	0.0	5-0	1	1	0	0	0-0.0
	Conference-Only	2-0	2-1.0	0-1	.000	0-1	.000	0-0	.000	0	0	0	0.0	0-0	0	0	0	0	0-0.0
	TEAM									57	70	127				8			
	Conference-Only									30	33	63				4			
	Total	30	6400	850-1872	.454	167-493	.339	342-497	.688	396	829	1225	38.3	494-11	502	477	105	185	2209-69.0
	Conference-Only	18	3600	450-1042	.432	81-260	.312	180-255	.706	212	455	667	37.1	254-4	260	251	51	96	1161-64.5
	Opponents	30	6400	785-1978	.397	213-662	.322	327-449	.728	383	667	1050	32.8	473-13	488	388	101	210	2110-65.9
	Conference-Only	18	3600	450-1106	.407	115-370	.311	166-222	.748	204	396	600	33.3	248-6	271	204	65	113	1181-65.6

QUICK FACTS

Location Boulder, Colo.
 Founded 1876
 Enrollment 32,220
 Colors Silver, Gold and Black
 Home Court Coors Events Center (11,064)
 Press Row Phone (303) 492-1552
 President Bruce Benson
 Faculty Rep David Clough
 Athletic Director Rick George
 Senior Assoc. AD/SWA Ceal Barry
 Head Coach JR Payne
 Assoc. AD/Sports Info. David Plati
 Asst. Dir./WBB SID Seth Pringle
 Office/Fax (303) 492-2320/492-3811
 Cell (303) 903-7718
 Email seth.pringle@colorado.edu
 Website www.cubuffs.com
 All-Time Record 788-544
 First Year 1974-75
 Pac-12 Record 43-83
 Pac-12 Tournament 6-6
 NCAA Record 17-13
 WNIT Record 14-6

TEAM OUTLOOK

- The Buffs have seen steady improvement in head coach **JR Payne's** first two seasons, finishing ninth in back-to-back seasons in the very-competitive Pac-12. With nine underclassmen on a 13-player roster, the Buffs' senior leadership will be a key to the success this season.
- The seniors that come to mind are **Kennedy Leonard** and **Alexis Robinson**. Leonard has been one of the talents in the Conference since arriving on campus as a freshman, earning back-to-back All-Pac-12 nods her last two seasons. She was also named to the Nancy Lieberman Award watch list last season, ranking third in the Pac-12 in assists.
- Leonard and Robinson ranked among the top 20 in the Pac-12 in scoring and represent the team's top-two scorer's from last year. The duo were also defensive threats, ranking among the top 20 in the Pac-12 in steals.
- Sophomore **Annika Jank** had a strong collegiate debut, ranking third on the team in scoring while also leading the team in rebounding. She was also among the league's top rebounders. Classmate **Mya Hollingshed** is a versatile wing, who was among the top three-point threats in the Pac-12 last season.
- Five freshmen join the team this season, including a versatile and athletic talent in **Cameron Swartz** from Georgia and **Sirena Tuitele** from California who is ranked the 14th-best post in the country.
- The Buffs will have a leg up on the competition, taking a tour of Italy in August which allowed for 10 additional practices. Going 3-0 on the tour, the additional practices will be most beneficial for a young squad, and especially the incoming freshman class.

2018-19 COLORADO ROSTER

No.	Name	POS	HT	YR	EXP	Hometown/High School (Last School)
0	Quinessa Caylao-Do	G	5-8	Jr.	2L	Tacoma, Wash. /Bellevue HS
1	Cameron Swartz	G	5-11	Fr.	HS	Marietta, Ga. /Fellowship Christian HS
2	Alexis Robinson	G	5-10	Sr.	3L	Ashland, Ky. /Ashland Blazer HS
3	Emma Clarke	G	6-1	Fr.	HS	Perth, Western Australia /UC Lake Ginninderra Coll.
4	Lesila Finau	G	5-10	Fr.	HS	Dublin, Calif./Dublin HS
12	Peyton Carter	G	5-8	So.	1L	Louisville, Colo./Monarch HS
14	Kennedy Leonard	G	5-8	Sr.	3L	Southlake, Texas/Carroll HS
21	Mya Hollingshed	G/F	6-4	So.	1L	Houston, Texas/Bellaire HS
23	Mathilde Diop	G	6-2	Jr.	2L	Dakar, Senegal/Lycee Gambetta (Arras, France)/Arizona Western College
24	Aubrey Knight	G	6-1	So.	1L	Ventura, Calif./Ventura HS
25	Annika Jank	F	6-3	So.	1L	Edina, Minn./Edina HS
30	Kai Volcy	C	6-4	Fr.	HS	Bloomfield, N.J./The Hun School
33	Sirena Tuitele	F	6-1	Fr.	HS	Chico, Calif./Pleasant Valley HS

Head Coach: JR Payne (St. Mary's 1999), 3rd year
Associate Head Coach: Toriano Towns (St. Mary's 1998), 3rd year
Assistant Coach: Shandrika Lee (Peperdine 2004), 3rd year
Assistant Coach: Alex Earl (Arizona State 2013), 2nd year

Letterwinners R/L: 8/5
Newcomers: 5
Starters returning in bold

2018-19 SCHEDULE

Date	Opponent	TV	Time
Nov. 6	NORTHERN COLORADO		7 p.m.
Nov. 14	COLORADO STATE		7 p.m.
Nov. 18	NORTH CAROLINA		1 p.m.
N23-25	Nevada Nugget Classic, Reno, Nev.		
Nov. 23	at Nevada		5:30 p.m.
Nov. 24	vs. Utah State		12 p.m.
Nov. 27	PEPPERDINE		7 p.m.
Dec. 2	at Miami (Fla.)		11 a.m.
Dec. 6	SAN JOSE STATE		7 p.m.
Dec. 9	NAVY		1 p.m.
Dec. 12	PRAIRIE VIEW A&M		7 p.m.
Dec. 20	SAMFORD		7 p.m.
Jan. 4	ARIZONA*		7 p.m.
Jan. 6	ARIZONA STATE*	P12N	2 p.m.
Jan. 11	at Washington*	P12N	8 p.m.
Jan. 13	at Washington State*	P12N	1 p.m.
Jan. 18	at Utah*	P12N	7 p.m.
Jan. 25	STANFORD*	P12N	7 p.m.
Jan. 27	CALIFORNIA*	P12N	1 p.m.
Feb. 1	at Oregon State*	P12N	8 p.m.
Feb. 3	at Oregon*		1 p.m.
Feb. 8	UCLA*	P12N	7 p.m.
Feb. 10	USC*		1 p.m.
Feb. 15	at Arizona State*		7 p.m.
Feb. 17	at Arizona*	P12N	12 p.m.
Feb. 22	WASHINGTON STATE*		7 p.m.
Feb. 24	WASHINGTON*		1 p.m.
March 1	at USC*	P12N	8 p.m.
March 3	at UCLA*	P12N	1 p.m.
M7-10	Pac-12 Tournament		

MGM Grand Garden Arena, Las Vegas

* Pac-12 Conference game.
 PAC12 indicates game televised on the Pac-12 Networks.
 All times Mountain Standard Time & subject to change.

SERIES RECORDS

Arizona	16-5
Arizona State	11-10
California	7-11
Oregon	8-15
Oregon State	6-8
Stanford	4-18
UCLA	5-10
USC	6-11
Utah	16-16
Washington	10-12
Washington State	6-9

JR PAYNE

Head Coach • 2nd Year at Colorado
Alma Mater: Saint Mary's, 1999
32-32 (.500) at Colorado • Overall: 133-145 (.478, 9 Years)



The eighth head coach in Colorado history ... Spent two seasons at Santa Clara where she led the Broncos to their first winning record in eight years in her final year ... First head coaching position was at Southern Utah where she spent five seasons in two different conferences ... Led both teams to the WNIT ... First coaching position was as an assistant at Gonzaga to current Oregon head coach Kelly Graves ... Went on to serve as an assistant at Boise State and Santa Clara.

PAYNE'S RECORD

Year	School	Overall	Conf.	Place/Conf
09-10	Southern Utah	7-23	5-13	8/Summit
10-11	Southern Utah	16-14	10-8	5/Summit
11-12	Southern Utah	6-23	2-16	10/Summit
12-13	Southern Utah	15-16	9-11	7/Big Sky
13-14	Southern Utah	23-10	15-5	T1/Big Sky
14-15	Santa Clara	11-18	5-13	7/West Coast
15-16	Santa Clara	23-9	13-5	7/West Coast
16-17	Colorado	17-16	5-13	T9/Pac-12
17-18	Colorado	15-16	5-13	9/Pac-12
COLO Total (2 yrs)		32-32	10-26	
Career Total (9 yrs)		133-145	69-97	

2017-18 RESULTS

Date	Opponent	Score	Hi Pts	Hi Reb
11/10	at Samford	W, 71-60	(18) Caylao-Do	(11) Knight
11/12	at North Carolina	L, 80-87	(24) Leonard	(8) Knight
11/15	FLORIDA ATLANTIC	W, 76-69	(15) Leonard	(10) Bunn
11/18	MIAMI (Fla.)	W, 67-61	(16) Thomas	(12) Jank
11/24	MISSISSIPPI VALLEY STATE	W, 85-48	(15) Robinson	(10) Diop
11/25	GEORGE MASON	W, 76-61	(26) Leonard	(13) Jank
11/29	NORTH DAKOTA STATE	W, 108-59	(21) Bunn	(11) Bunn
12/6	at Colorado State	W, 70-67	(22) Jank	(10) Jank
12/11	DARTMOUTH	L, 75-81	(26) Jank	(7) Leonard/Jank
12/15	at Air Force	W, 68-43	(17) Leonard	(11) Jank
12/21	WESTMINSTER (Mo.)	W, 106-47	(18) Castro	(9) Bunn
12/29	ARIZONA STATE*	L, 47-72	(12) Bunn	(11) Jank
12/31	ARIZONA*	W, 79-60	(18) Robinson	(8) Bunn/Jank
1/5	at Washington State*	L, 75-89	(20) Leonard	(13) Bunn
1/7	at Washington*	W, 66-61	(22) Robinson	(9) Jank
1/12	USC*	L, 51-86	(12) Thomas	(5) Caylao-Do/Jank
1/14	UCLA*	L, 55-93	(12) Leonard	(7) Knight/Jank
1/19	at Arizona*	L, 63-72	(26) Robinson	(9) Jank
1/21	at Arizona State*	L, 59-73	(23) Leonard	(7) Hollingshed
1/26	OREGON*	L, 55-74	(16) Leonard	(7) Caylao-Do/Jank
1/28	OREGON STATE*	L, 71-86	(22) Hollingshed	(8) Jank
2/1	at Utah*	W, 69-65	(31) Leonard	(9) Jank
2/4	UTAH*	L, 74-78	(23) Robinson	(9) Hollingshed
2/9	at California*	L, 76-78	(20) CorreaL, (8) Jank	
2/11	at Stanford*	L, 53-62	(16) Caylao-Do	(7) Correal
2/16	WASHINGTON*	W, 76-56	(18) Robinson	(7) Knight
2/18	WASHINGTON STATE*	W, 72-69	(15) Leonard/Robinson	(14) Correal
2/22	at UCLA*	L, 67-73	(31) Robinson	(9) Hollingshed
2/24	at USC*	L, 53-65	(19) Leonard	(5) Leonard/ Hollingshed
3/1	vs Utah ^{P12}	W, 66-56	(15) Leonard	(8) Leonard/Jank
3/2	vs Oregon ^{P12}	L, 47-84	(20) Hollingshed	(6) Hollingshed

* Pac-12 game; P12 indicates Pac-12 Tournament game.

YEAR-BY-YEAR RECORD (SINCE 1981-82)

Year	Conf.	Place	Overall	Postseason
81-82	8-2	T1	28-8	AIAW 16
82-83	7-5		21-8	
83-84	3-11	7	10-18	
84-85	2-12	8	6-22	
85-86	9-5	2	21-9	
86-87	6-8	6	14-14	
87-88	8-6	3	21-11	NCAA 2nd
88-89	14-0	1	27-4	NCAA 2nd
89-90	10-4	3	17-11	
90-91	8-6	T4	18-11	
91-92	11-3	2	22-9	NCAA 1st
92-93	12-2	1	27-4	NCAA E8
93-94	12-2	1	27-5	NCAA S16
94-95	14-0	1	30-3	NCAA E8
95-96	9-5	4	26-9	NCAA 2nd
96-97	12-4	T2	23-9	NCAA S16
97-98	5-11	8	12-16	
98-99	7-9	T8	15-14	WNIT 2nd
99-00	4-12	10	10-19	
00-01	11-5	4	22-9	NCAA 2nd
01-02	11-5	T3	24-10	NCAA E8
02-03	11-5	4	24-8	NCAA S16
03-04	11-5	3	22-8	NCAA 1st
04-05	2-14	T11	9-19	
05-06	3-13	11	9-21	
06-07	6-10	T7	13-17	
07-08	5-11	9	19-15	WNIT Semi
08-09	3-13	12	11-18	
09-10	3-13	11	13-17	
10-11	6-12	T8	18-16	WNIT QF
11-12	6-12	10	21-14	WNIT QF
12-13	13-5	4	25-7	NCAA 1st
13-14	6-12	T9	19-15	WNIT 3rd
14-15	6-12	T9	15-17	
15-16	2-16	12	7-23	
16-17	5-13	T9	17-16	
17-18	5-13	9	15-16	

IAC from 1974-82; Big Eight from 1982-96; Big 12 from 1996-2011; Pac-12 since 2012.

2017-18 COLORADO STATISTICS

Overall: Overall: 15-16, Pac-12: 5-13/9th • Home: 9-7 • Away: 5-8 • Neutral: 1-1

#	PLAYER	G-GS	MIN-AVG	FG-FGA	FG%	3P-ATT	3P%	FT-FTA	FT%	OFF	DEF	TOT	AVG	PF-D	AST	TO	BLK	STL	PTS-AVG
14	Kennedy Leonard	31-31	1065-34.4	149-374	.398	37-134	.276	122-159	.767	13	96	109	3.5	68-1	200	113	3	61	457-14.7
	Conference-Only	18-18	645-35.8	86-226	.381	25-76	.329	61-78	.782	4	52	56	3.1	38-1	118	66	2	26	258-14.3
02	Alexis Robinson	30-29	849-28.3	133-360	.369	55-173	.318	41-58	.707	35	77	112	3.7	56-0	56	47	12	46	362-12.1
	Conference-Only	18-18	535-29.7	91-241	.378	39-113	.345	31-43	.721	21	44	65	3.6	34-0	31	31	6	24	252-14.0
25	Annika Jank	31-29	893-28.8	108-269	.401	22-63	.349	43-61	.705	68	145	213	6.9	70-1	17	50	30	18	281-9.1
	Conference-Only	18-16	493-27.4	40-131	.305	11-38	.289	18-27	.667	37	76	113	6.3	42-1	8	18	14	11	109-6.1
01	Janea Bunn	18-16	391-21.7	69-150	.460	0-1	.000	26-48	.542	47	73	120	6.7	57-1	4	44	28	17	164-9.1
	Conference-Only	7-6	167-23.9	27-64	.422	0-1	.000	12-20	.600	15	30	45	6.4	26-1	1	20	6	9	66-9.4
21	Mya Hollingshed	29-0	488-16.8	71-156	.455	35-82	.427	21-26	.808	28	85	113	3.9	48-1	16	55	19	17	198-6.8
	Conference-Only	18-0	330-18.3	44-91	.484	24-55	.436	11-11	1.000	16	56	72	4.0	29-1	9	36	12	11	123-6.8
00	Quinessa Caylao-Do	24-22	615-25.6	54-165	.327	12-48	.250	30-52	.577	30	40	70	2.9	45-0	34	35	6	21	150-6.3
	Conference-Only	18-16	435-24.2	41-121	.339	6-32	.188	21-36	.583	25	29	54	3.0	33-0	23	26	5	12	109-6.1
C	Zoe Correal	22-15	388-17.6	54-96	.563	0-0	.000	21-29	.724	49	46	95	4.3	61-3	2	20	15	7	129-5.9
	Conference-Only	12-12	254-21.2	35-62	.565	0-0	.000	5-8	.625	30	27	57	4.8	38-1	2	8	13	6	75-6.3
13	Brecca Thomas	29-0	458-15.8	62-136	.456	11-41	.268	13-18	.722	9	40	49	1.7	34-0	24	30	0	19	148-5.1
	Conference-Only	18-0	268-14.9	29-75	.387	7-23	.304	7-10	.700	8	26	34	1.9	19-0	10	17	0	8	72-4.0
24	Aubrey Knight	28-13	486-17.4	44-97	.454	3-15	.200	11-18	.611	56	66	122	4.4	39-1	12	28	4	25	102-3.6
	Conference-Only	15-4	220-14.7	12-35	.343	2-6	.333	7-11	.636	27	26	53	3.5	21-1	4	13	2	9	33-2.2
12	Peyton Carter	20-0	156-7.8	16-48	.333	7-25	.280	16-21	.762	1	9	10	0.5	12-0	29	22	2	3	55-2.8
	Conference-Only	13-0	75-5.8	9-27	.333	6-15	.400	6-8	.750	0	2	2	0.2	7-0	11	11	0	1	30-2.3
50	Jaimie Curtis	13-0	101-7.8	13-21	.619	0-0	.000	6-11	.545	8	17	25	1.9	13-0	4	9	6	0	32-2.5
	Conference-Only	7-0	48-6.9	7-9	.778	0-0	.000	2-5	.400	3	2	5	0.7	6-0	2	1	3	0	16-2.3
23	Mathilde Diop	22-0	195-8.9	15-42	.357	3-16	.188	5-8	.625	15	25	40	1.8	21-0	8	19	2	12	38-1.7
	Conference-Only	11-0	68-6.2	5-14	.357	0-6	.000	0-2	.000	5	6	11	1.0	10-0	2	7	1	2	10-0.9
44	Sara Castro	17-0	140-8.2	15-43	.349	6-18	.333	4-8	.500	6	11	17	1.0	10-0	10	11	0	14	40-2.4
	Conference-Only	11-0	62-5.6	3-15	.200	0-6	.000	2-6	.333	3	3	6	0.5	4-0	4	5	0	3	8-0.7
TM	TEAM									69	76	145				11			
	Conference-Only									47	45	92				7			
	Total	30	6225	803-1957	.410	191-616	.310	359-517	.694	434	806	1240	40.0	534-8	416	494	127	260	2156-69.6
	Conference-Only	18	3600	429-1111	.386	120-371	.323	183-265	.691	241	424	665	36.9	307-6	225	266	64	122	1161-64.5
	Opponents	30	6225	777-1913	.406	202-618	.327	379-544	.697	391	783	1174	37.9	497-11	452	482	98	240	2135-68.9
	Conference-Only	18	3600	478-1105	.433	124-351	.353	232-322	.720	237	467	704	39.1	281-4	277	240	68	141	1312-72.9

QUICK FACTS

Location Eugene, Ore.
 Founded 1876
 Enrollment 24,500
 Colors Thunder Green & Lightning Yellow
 Home Court Matthew Knight Arena (12,369)
 Press Row Phone (541) 346-4496
 President Michael Schill
 Faculty Rep Tim Gleason
 Athletic Director Rob Mullens
 Senior Assoc. AD/SWA Lisa Peterson
 Head Coach Kelly Graves
 Senior Assoc. AD Jimmy Stanton
 Asst. Dir./WBB SID Joe Waltasti
 Office/Fax (541) 346-7332/346-5449
 Cell (916) 889-6643
 Email waltasti@uoregon.edu
 Website www.goducks.com
 All-Time Record 762-516
 First Year 1973-74
 Pac-12 Record 280-283
 Pac-12 Tournament 9-16
 NCAA Record 11-14
 WNIT Record 18-5

TEAM OUTLOOK

- The Ducks are the favorite to win the Pac-12 and there is plenty of reasons that put them in that place. After Oregon advanced to its second-straight NCAA Elite Eight, won the Pac-12 regular-season for the first time in 18 years then captured its first-ever Pac-12 Tournament crown, UO welcomes three All-Pac-12 honorees and four starters in all.
- The tandem of junior **Sabrina Ionescu** and **Ruthy Hebard** have been the linchpin to the team's recent success. Highly-touted arriving in Eugene, Ionescu has lived up to her billing, breaking NCAA records by just her sophomore campaign, earning All-America nods, is among the national player of the year conversation and winning the Nancy Lieberman Ward, presented to the nation's top point guard.
- Hebard arrived less heralded but has become one of the top post players in the nation. Breaking the NCAA record for consecutive field goals made, she was awarded the Basketball Hall of Fame's inaugural Katrina McClain Award, presented to the nation's top power forward.
- Senior **Maite Cazorla** has facilitated the team's fast-paced offense and was ranked in the Pac-12 in scoring, assists per game, field goal percentage, three-pointers and steals.
- Sophomore **Satou Sabally** earned the starting role partway into the season, and was in the starting lineup for every Pac-12 game because of her athleticism and ability to make plays. She was named Pac-12 Freshman of the Year, making it the second-straight year a Duck has earned the nod, following Ionescu.
- The Ducks' will be sporting a short roster this season after losing several players, the biggest of which was Lexi Bando, one of the top three-point threats in Pac-12 history. But UO added a pair of top talents including **Taylor Chavez**, a highly-regarded point guard, and **Nyara Sabally**, who hopes to follow in her sister's footsteps.

2018-19 OREGON ROSTER

No.	Name	POS	HT	YR	EXP	Hometown/High School (Last School)
0	Satou Sabally	F	6-4	So.	1L	Berlin, Germany/Rotteck Gymnasium
1	Nyara Sabally	F	6-4	Fr.	HS	Berlin, Germany/Rotteck Gymnasium
2	Morgan Yaeger	G	5-9	R-So.	1L	Adelaide, Australia/St. John's Grammar School
3	Taylor Chavez	G	5-10	Fr.	HS	Surprise, Ariz./Valley Vista HS
5	Maite Cazorla	G	5-10	Sr.	3L	Las Palmas, Spain/Segle XXI
14	Lydia Giomi	F	6-6	So.	1L	Seattle, Wash./West Seattle HS
20	Sabrina Ionescu	G	5-11	Jr.	2L	Walnut Creek, Calif./Miramonte HS
21	Erin Boley	F	6-2	R-So.	TR	Hodgenville, Ky./Elizabethtown HS (Notre Dame)
24	Ruthy Hebard	F	6-4	Jr.	2L	Fairbanks, Alaska/West Valley HS
32	Oti Gildon	F	6-1	Sr.	3L	Spokane, Wash./Gonzaga Prep

Head Coach: Kelly Graves (New Mexico 1988) 5th year
Assistant Coach: Jodie Berry (Western Washington 2003), 5th year
Assistant Coach: Mark Campbell (Hawaii'i 2004), 5th year
Assistant Coach: Xavi Lopez (Point Loma Nazarene 2007), 2nd year

Letterwinners R/L: 6/6
Newcomers: 2
Starters returning in bold

2018-19 SCHEDULE

Date	Opponent	TV	Time
Nov. 6	at Alaska Fairbanks		8 p.m.
Nov. 10	SYRACUSE		2 p.m.
Nov. 14	at Utah State		6 p.m.
Nov. 18	BUFFALO		2 p.m.
N23-24	at Saint Mary's Tournament, Moraga, Calif.		
Nov. 23	vs. UC Riverside		12 p.m.
Nov. 24	at Saint Mary's (Calif.)		2 p.m.
Dec. 2	LONG BEACH STATE		2 p.m.
Dec. 9	at Michigan State	ESPN2	12 p.m.
Dec. 12	at South Dakota State		5 p.m.
Dec. 18	MISSISSIPPI STATE	ESPN2	7 p.m.
Dec. 20	AIR FORCE		11 a.m.
Dec. 21	UC IRVINE		12 p.m.
Jan. 4	WASHINGTON*	P12N	6 p.m.
Jan. 6	WASHINGTON STATE*	P12N	3 p.m.
Jan. 11	at USC*	P12N	8 p.m.
Jan. 13	at UCLA*	P12N	2 p.m.
Jan. 18	ARIZONA STATE*	P12N	6 p.m.
Jan. 20	ARIZONA*	P12N	12 p.m.
Jan. 25	at Washington State*	P12N	7 p.m.
Feb. 1	UTAH*	P12N	7 p.m.
Feb. 3	COLORADO*		12 p.m.
Feb. 8	at California*	P12N	8 p.m.
Feb. 10	at Stanford*	ESPN2	1 p.m.
Feb. 15	OREGON STATE*	P12N	6 p.m.
Feb. 18	at Oregon State*	ESPN2	6 p.m.
Feb. 22	UCLA*	P12N	8 p.m.
Feb. 24	USC*	P12N	11 a.m.
March 1	at Arizona*	P12N	7 p.m.
March 3	at Arizona State*	P12N	12 p.m.
M7-10	Pac-12 Tournament		

MGM Grand Garden Arena, Las Vegas

* Pac-12 Conference game.
 PAC12 indicates game televised on the Pac-12 Networks.
 All times Pacific Standard Time & subject to change.

SERIES RECORDS

Arizona	37-28
Arizona State	32-34
California	39-32
Colorado	15-7
Oregon State	60-40
Stanford	10-54
UCLA	29-38
USC	23-45
Utah	17-9
Washington	48-51
Washington State	65-19

KELLY GRAVES

Head Coach • 5th Year at Oregon
Alma Mater: New Mexico, 1988
93-47 (.664) at Oregon • Overall: 475-209 (.694, 21 Years)



Led UO to its first NCAA Tournament since 2005, advancing to its first-ever NCAA Elite Eight in 2017, and back-to-back Elite Eights since ... Three-straight 20-win seasons, including the program's first-ever 30-win campaign in 2018 ... Built Gonzaga to a national power, winning 10-consecutive West Coast Conference titles, advancing to six-straight NCAA Tournaments, including three-straight Sweet 16 appearances (2010-12) ... Named WCC Coach of the Year eight times.

GRAVES' RECORD

Year	School	Overall	Conf.	Place/Conf	Year	School	Overall	Conf.	Place/Conf
97-98	Saint Mary's	19-9	9-8	T4/WCC	11-12	Gonzaga	28-6	14-2	1/WCC
98-99	Saint Mary's	27-7	9-5	T2/WCC	12-13	Gonzaga	27-6	15-1	1/WCC
99-00	Saint Mary's	20-10	11-3	T1/WCC	13-14	Gonzaga	29-5	16-2	1/WCC
00-01	Gonzaga	5-23	0-14	8/WCC	14-15	Oregon	13-17	6-12	T9/Pac-12
01-02	Gonzaga	11-18	2-12	8/WCC	15-16	Oregon	24-11	9-9	6/Pac-12
02-03	Gonzaga	18-12	9-5	T2/WCC	16-17	Oregon	23-14	8-10	6/Pac-12
03-04	Gonzaga	18-12	10-4	T2/WCC	17-18	Oregon	33-5	16-2	1/Pac-12
04-05	Gonzaga	28-4	14-0	1/WCC	ORE Total (5 yrs)		93-47	39-33	
05-06	Gonzaga	16-14	11-3	T1/WCC	Career Total (21 yrs)		475-209		
06-07	Gonzaga	24-10	13-1	1/WCC					
07-08	Gonzaga	25-9	13-1	1/WCC					
08-09	Gonzaga	27-7	12-2	1/WCC					
09-10	Gonzaga	29-5	14-0	1/WCC					
10-11	Gonzaga	31-5	14-0	1/WCC					

2017-18 RESULTS

Date	Opponent	Score	Hi Pts	Hi Reb
11/10	CSUN	W, 91-43	(15) Ionescu	(8) Hebard
11/12	DRAKE	W, 110-77	(29) Ionescu	(11) Hebard
11/16	at Texas A&M	W, 83-68	(24) Hebard	(10) Ionescu
11/19	at Louisville	L, 61-74	(14) Hebard	(9) Hebard
11/21	EASTERN WASHINGTON	W, 81-40	(22) Hebard	(10) Ionescu
11/25	OKLAHOMA	W, 92-74	(28) Ionescu	(15) Hebard
11/28	HAMPTON	W, 87-45	(20) Oti Gildon	(12) Oti Gildon
12/02	WEBER STATE	W, 114-87	(22) Sabally	(7) Ionescu
12/09	SOUTHERN UTAH	W, 98-38	(17) Lexi Bando	(9) Hebard
12/13	at Mississippi State	L, 79-90	(25) Hebard	(7) Hebard
12/17	OLE MISS	W, 90-46	(21) Ionescu	(11) Hebard/Ionescu
12/21	vs Texas A&M	W, 84-62	(26) Cazorla	(8) Hebard
12/22	vs Hawai'i	W, 85-44	(19) Ionescu	(8) Ionescu
12/29	WASHINGTON STATE*	W, 89-56	(25) Hebard/Ionescu	(10) Hebard
12/31	WASHINGTON*	W, 94-83	(24) Ionescu	(14) Ionescu
1/5	at USC*	W, 70-66	(18) Cazorla	(6) Ionescu/Sabally
1/7	at UCLA*	W, 70-61	(19) Hebard	(9) Ionescu
1/12	ARIZONA*	W, 62-44	(22) Ionescu	(11) Ionescu
1/14	ARIZONA STATE*	W, 74-64	(26) Ionescu	(6) Hebard/Ionescu
1/19	at Oregon State*	L, 79-85	(35) Ionescu	(9) McGwire/Sabally
1/21	OREGON STATE*	W, 75-63	(21) Sabally	(10) Hebard
1/26	at Colorado*	W, 74-55	(20) Hebard	(9) Hebard
1/28	at Utah*	W, 84-68	(21) Cazorla	(10) Ionescu
2/2	CALIFORNIA*	W, 91-54	(28) Ionescu	(11) Hebard
2/4	STANFORD*	L, 65-78	(22) Ionescu	(8) Hebard
2/9	at Washington*	W, 76-63	(30) Hebard	(14) Hebard
2/11	at Washington State*	W, 90-79	(29) Hebard	(9) Hebard
2/16	USC*	W, 80-74	(27) Hebard	(10) McGwire/Hebard
2/19	UCLA*	W, 101-94	(25) Sabally	(11) Hebard
2/23	at Arizona State*	W, 57-44	(16) Ionescu	(6) Hebard/Gildon
2/25	at Arizona*	W, 74-61	(24) Hebard	(9) Hebard
3/2	vs Colorado ^{P12}	W, 84-47	(21) Sabally	(11) Hebard
3/3	vs UCLA ^{P12}	W, 65-62	(17) Ionescu	(13) Hebard
3/4	vs Stanford ^{P12}	W, 77-57	(36) Ionescu	(9) Hebard
3/16	SEATTLE ^{NCAA}	W, 88-45	(19) Ionescu	(10) Ionescu
3/18	MINNESOTA ^{NCAA}	W, 101-73	(29) Ionescu	(10) Hebard
3/24	vs Central Michigan ^{NCAA}	W, 83-69	(23) Hebard	(14) Hebard
3/26	vs Notre Dame ^{NCAA}	L, 74-84	(26) Ionescu	(10) Hebard

* Pac-12 game; P12 indicates Pac-12 Tournament game; NCAA indicates NCAA Tournament game.

YEAR-BY-YEAR RECORD (SINCE 1981-82)

Year	Conf.	Place	Overall	Postseason
81-82	4-0	1	21-5	
82-83	8-4	3	15-14	
83-84	10-1	1	23-7	
84-85	6-5	3	14-14	
85-86	10-2	T1	21-7	
86-87	14-4	T2	23-7	NCAA 2nd
87-88	9-9	5	16-12	
88-89	11-7	3	22-10	WNIT Champion
89-90	9-9	T4	17-12	
90-91	6-12	8	13-15	
91-92	6-12	7	14-14	
92-93	3-15	T9	9-18	
93-94	13-5	3	20-9	NCAA 2nd
94-95	11-7	4	18-10	NCAA 1st
95-96	10-8	T3	18-11	NCAA 1st
96-97	14-4	2	22-7	NCAA 2nd
97-98	13-5	4	17-10	NCAA 1st
98-99	15-3	T1	25-6	NCAA 2nd
99-00	14-4	1	23-8	NCAA 1st
00-01	10-8	4	17-12	NCAA 1st
01-02	10-8	T6	22-13	WNIT Champion
02-03	8-10	T5	12-16	
03-04	6-12	8	14-15	
04-05	12-6	T2	21-10	NCAA 2nd
05-06	5-13	8	14-15	
06-07	8-10	6	17-14	WNIT 3rd
07-08	7-11	7	14-17	
08-09	5-13	7	9-21	
09-10	7-11	T6	18-16	WNIT 3rd
10-11	4-14	9	13-17	
11-12	7-11	9	15-16	
12-13	2-16	12	4-27	
13-14	6-12	T9	16-16	WNIT 2nd
14-15	6-12	T9	13-17	
15-16	9-9	6	24-11	WNIT Semi
16-17	8-10	6	23-14	NCAA E8
17-18	16-2	1	33-5	NCAA E8

NWBL from 1977-82; NorPac from 1982-86; Pac-12 since 1986.

2017-18 OREGON STATISTICS

Overall: Overall: 33-5, Pac-12: 16-2/1st • Home: 18-1 • Away: 9-3 • Neutral: 6-1

#	PLAYER	G-GS	MIN-AVG	FG-FGA	FG%	3P-ATT	3P%	FT-FTA	FT%	OFF	DEF	TOT	AVG	PF-D	AST	TO	BLK	STL	PTS-AVG
20	Sabrina Ionescu	38-38	1354-35.6	253-541	.468	102-233	.438	140-174	.805	70	185	255	6.7	56-0	298	114	11	63	748-19.7
	Conference-Only...	18-18	693-38.5	116-262	.443	47-118	.398	82-100	.820	27	95	122	6.8	31-0	139	64	7	20	361-20.1
24	Ruthy Hebard	37-37	1120-30.3	272-412	.660	0-0	.000	108-158	.684	107	226	333	9.0	78-0	22	61	60	44	652-17.6
	Conference-Only...	18-18	599-33.3	146-216	.676	0-0	.000	58-85	.682	55	100	155	8.6	43-0	10	30	25	19	350-19.4
05	Maite Cazorla	37-37	1202-32.5	151-311	.486	61-157	.389	40-48	.833	12	75	87	2.4	58-0	179	76	7	51	403-10.9
	Conference-Only...	18-18	636-35.3	76-163	.466	36-91	.396	24-26	.923	3	39	42	2.3	28-0	85	42	4	26	212-11.8
00	Satou Sabally	38-29	916-24.1	146-317	.461	54-146	.370	59-75	.787	37	109	146	3.8	83-2	67	75	26	39	405-10.7
	Conference-Only...	18-18	502-27.9	63-149	.423	22-69	.319	28-34	.824	15	54	69	3.8	40-0	34	34	12	20	176-9.8
10	Lexi Bando	31-29	813-26.2	109-234	.466	80-175	.457	19-25	.760	6	46	52	1.7	31-0	32	16	0	20	317-10.2
	Conference-Only...	11-9	292-26.5	34-80	.425	30-62	.484	12-16	.750	2	18	20	1.8	10-0	7	8	0	7	110-10.0
44	Mallory McGwire	38-19	591-15.6	78-153	.510	0-1	.000	29-38	.763	44	90	134	3.5	79-3	36	43	31	7	185-4.9
	Conference-Only...	18-9	331-18.4	38-76	.500	0-0	.000	5-8	.625	26	48	74	4.1	41-2	21	21	17	3	81-4.5
32	Oti Gildon	38-1	530-13.9	58-97	.598	0-1	.000	39-50	.780	43	86	129	3.4	44-1	24	20	9	18	155-4.1
	Conference-Only...	18-0	236-13.1	17-29	.586	0-0	.000	14-20	.700	12	34	46	2.6	17-0	10	11	4	10	48-2.7
31	Aina Ayuso	31-0	250-8.1	23-62	.371	7-28	.250	16-25	.640	4	11	15	0.5	21-0	36	24	2	10	69-2.2
	Conference-Only...	15-0	89-5.9	10-25	.400	5-11	.455	5-10	.500	0	4	4	0.3	12-0	11	10	0	2	30-2.0
15	Anneli Maley	37-0	368-9.9	30-84	.357	13-41	.317	8-12	.667	32	62	94	2.5	53-1	14	16	2	8	81-2.2
	Conference-Only...	18-0	159-8.8	6-33	.182	3-20	.150	3-4	.750	17	29	46	2.6	21-1	7	4	0	3	18-1.0
52	Sierra Campisano	23-0	140-6.1	16-45	.356	2-9	.222	8-11	.727	3	16	19	0.8	17-0	4	12	6	5	42-1.8
	Conference-Only...	8-0	25-3.1	0-4	.000	0-1	.000	2-2	1.000	1	2	3	0.4	2-0	1	1	1	0	2-0.3
03	Justine Hall	35-0	307-8.8	18-60	.300	15-41	.366	1-1	1.000	13	15	28	0.8	14-0	13	10	2	15	52-1.5
	Conference-Only...	15-0	96-6.4	3-14	.214	3-11	.273	0-0	.000	3	4	7	0.5	2-0	3	4	0	5	9-0.6
14	Lydia Giomi	20-0	109-5.5	11-16	.688	0-0	.000	1-3	.333	12	18	30	1.5	15-0	2	4	7	4	23-1.2
	Conference-Only...	10-0	42-4.2	4-6	.667	0-0	.000	0-1	.000	1	7	8	0.8	6-0	0	0	3	1	8-0.8
TM	TEAM									63	74	137							7
	Conference-Only...									33	43	76							2
	Total	38	7700	1165-2332	.500	334-832	.401	468-620	.755	446	1013	1459	38.4	549-7	727	478	163	284	3132-82.4
	Conference-Only...	18	3700	513-1057	.485	146-383	.381	233-306	.761	195	477	672	37.3	253-3	328	231	73	116	1405-78.1
	Opponents	38	7700	915-2343	.391	224-744	.301	363-519	.699	456	760	1216	32.0	595-11	515	519	102	235	2417-63.6
	Conference-Only...	18	3700	449-1118	.402	127-371	.342	167-243	.687	214	374	588	32.7	288-8	269	221	51	130	1192-66.2

QUICK FACTS

Location Corvallis, Ore.
 Founded 1868
 Enrollment 28,886
 Colors Orange & Black
 Home Court Gill Coliseum (9,604)
 Press Row Phone (541) 737-3020
 President Dr. Edward Ray
 Faculty Rep Dr. Joseph Spatafora
 Athletic Director Scott Barnes
 Senior Assoc. AD/SWA Marianne Vydra
 Head Coach Scott Rueck
 Asst. AD/Communications Steve Fenk
 Asst. Dir./WBB SID Trevor Cramer
 Office/Fax (541) 737-3720/737-3072
 Email trevor.cramer@oregonstate.edu
 Website www.osubeavers.com
 All-Time Record 669-568
 First Year 1976-77
 Pac-12 Record 246-330
 Pac-12 Tournament 12-16
 NCAA Record 13-10
 WNIT Record 14-7

TEAM OUTLOOK

- The Beavers have cemented themselves as one of the top teams in the country, making five-consecutive trips to the NCAA Tournament, including reaching the at least the round of 16 for three years in a row. With four starters returning and all but two letterwinners from last year's team that advanced the NCAA Elite Eight, Oregon State looks to vie for the Pac-12 crown, as well as find itself among the top teams in the country.
- OSU will depend on its veteran leadership to lead the team with juniors **Mikayla Pivec** and **Kat Tudor** paving the way. The pair are the only two returnees to average double-digit scoring. Pivec contributed in multiple ways as the team's second-leading rebounder, top play maker and tallying the most steals.
- The Beavers were the top team in the nation in three-point shooting thanks to the sharp shooting from long range from Tudor, senior **Katie McWilliams** and sophomore **Aleah Goodman** who each boasted three-point shooting percentages over 41 percent.
- Oregon State will also have the services of **Destiny Slocum**, a transfer who was named the WBCA Freshman of the Year in 2017. Slocum will be eligible to play this season. In her rookie campaign at Maryland, the highly-touted point guard helped the Terps win a Big Ten title and reach the NCAA Sweet 16.
- With defense as its trademark, the Beavs will have to contend with the graduation of Marie Gulich, the team's leading scorer, rebounder and was among the top field goal shooters and shot blockers in the country. Her presence in the paint allowed OSU to limit opponents to low shooting percentages and was the sixth-best shot blocking team in the country. Looking to fill that void is this season's freshman class which includes 6-9 post **Andrea Aquino** from Paraguay, who is regarded as one of the top 25 recruits in the nation, 6-8 junior center **Joanna Grymek** from Poland, and 6-7 post **Patricia Morris**.

2018-19 SCHEDULE

Date	Opponent	TV	Time
Nov. 9	CAL POLY		7 p.m.
Nov. 14	ARKANSAS-PINE BLUFF		11 a.m.
Nov. 17	SAINT MARY'S (Calif.)		6 p.m.
N22-24	at Vancouver Showcase, Vancouver, B.C.		
Nov. 22	vs. Western Kentucky		8:30 p.m.
Nov. 23	vs. TBD		
Nov. 24	vs. TBD		
Dec. 1	LA SALLE		12 p.m.
Dec. 9	SANTA CLARA		2 p.m.
D14-15	TBD, Maui, Hawai'i		
Dec. 14	vs. Eastern Washington		9:30 p.m.
Dec. 15	vs. Texas A&M		9:30 p.m.
Dec. 20	DUKE		7 p.m.
Dec. 29	CSU BASKERFIELD		2 p.m.
Jan. 4	WASHINGTON STATE*	P12N	7 p.m.
Jan. 6	WASHINGTON*		2 p.m.
Jan. 11	at UCLA*	P12N	7 p.m.
Jan. 13	at USC*	P12N	12 p.m.
Jan. 18	ARIZONA*		7 p.m.
Jan. 20	ARIZONA STATE*	P12N	2 p.m.
Jan. 25	at Washington*	P12N	8 p.m.
Jan. 27	at Washington State*	P12N	7 p.m.
Feb. 1	COLORADO*	P12N	7 p.m.
Feb. 3	UTAH*		12 p.m.
Feb. 8	at Stanford*	P12N	6 p.m.
Feb. 10	at California*	P12N	1 p.m.
Feb. 15	at Oregon*	P12N	6 p.m.
Feb. 18	OREGON*	ESPN2	6 p.m.
Feb. 22	USC*	P12N	6 p.m.
Feb. 24	UCLA*	P12N	1 p.m.
March 1	at Arizona State*	P12N	5 p.m.
March 3	at Arizona*	P12N	2 p.m.
M7-10	Pac-12 Tournament MGM Grand Garden Arena, Las Vegas		

* Pac-12 Conference game.
 PAC12 indicates game televised on the Pac-12 Networks.
 All times Pacific Standard Time & subject to change.

SERIES RECORDS

Arizona	35-31
Arizona State	26-39
California	35-38
Colorado	7-5
Oregon	33-58
Stanford	9-56
UCLA	26-47
USC	27-43
Utah	18-7
Washington	37-51
Washington State	55-28

2018-19 OREGON STATE ROSTER

No.	Name	POS	HT	YR	EXP	Hometown/High School (Last School)
0	Mikayla Pivec	G	5-9	Jr.	2L	Lynnwood, Wash./Lynnwood HS
1	Aleah Goodman	G	5-9	So.	1L	Milwaukie, Ore./La Salle HS
2	Andrea Aquino	F	6-9	Fr.	HS	Caacupe, Paraguay/Ribet Academy
3	Maddie Washington	G/F	6-1	Jr.	2L	Las Vegas, Nev./Bishop Gorman HS
5	Taya Corosdale	F	6-3	So.	1L	Bothell, Wash./Bothell HS
10	Katie McWilliams	G	6-2	Sr.	3L	Salem, Ore./South Salem HS
11	Joanna Grymek	C	6-8	Sr.	1L	Krakow, Poland/Seward County CC
13	Janessa Thropay	F	6-2	Jr.	2L	Chino, Calif./Chino Hills HS
22	Kat Tudor	G	6-0	Jr.	2L	Woodbridge, Calif./St. Mary's HS
24	Destiny Slocum	G	5-7	R-So.	TR	Meridian, Idaho/Mountain View HS (Maryland)
32	Patricia Morris	F	6-7	Fr.	HS	Duarte, Calif./Duarte HS
43	Jasmine Simmons	G	5-11	Fr.	HS	Mildura, Australia/Australian Institute of Sport

Head Coach: Scott Rueck (Oregon State 1991), 9th year
Associate Head Coach: Jonas Chatterton (Utah 2000), 5th year
Associate Head Coach: Brian Holsinger (Western Washington 1998), 3rd year
Assistant Coach: Katie Baker (Montana 2013), 2nd year

Letterwinners R/L: 8/2
Newcomers: 3
Starters returning in bold



SCOTT RUECK

Head Coach • 9th Year at Oregon State
Alma Mater: Oregon State, 1991
179-87 (.673) at Oregon State • Overall: 467-175 (.727, 22 years)

Led the Beavers to their first-ever NCAA Final Four in 2016 and five-straight NCAA Tournament appearances ... OSU won three-straight Pac-12 regular-season crowns from 2015-17, and the 2016 tournament crown ... John R. Wooden Pac-12 Coach of the Year twice and voted coach of the year by the media in three times ... Produced All-Americans in 2016, 2017, and 2018 the program's first All-Americans in two decades ... Spent 14 successful seasons at George Fox University where he was named 2009 NCAA Division III National Coach of the Year.

RUECK'S RECORD

Year	School	Overall	Conf.	Place/Conf	Year	School	Overall	Conf.	Place/Conf
96-97	George Fox	15-10	9-5	T3/NWC	10-11	Oregon State	9-21	2-16	10/Pac-10
97-98	George Fox	16-9	13-5	2/NWC	11-12	Oregon State	20-13	9-9	T5/Pac-12
98-99	George Fox	18-6	14-4	T2/NWC	12-13	Oregon State	10-21	4-14	10/Pac-12
99-00	George Fox	23-5	14-2	T1/NWC	13-14	Oregon State	24-11	13-5	T2/Pac-12
00-01	George Fox	23-3	15-1	1/NWC	14-15	Oregon State	27-5	16-2	1/Pac-12
01-02	George Fox	20-6	11-5	T3/NWC	15-16	Oregon State	32-5	16-2	T1/Pac-12
02-03	George Fox	15-10	10-6	4/NWC	16-17	Oregon State	31-5	16-2	1/Pac-12
03-04	George Fox	13-12	7-9	T5/NWC	17-18	Oregon State	26-6	14-4	T3/Pac-12
04-05	George Fox	22-6	14-2	1/NWC	OSU Total (8 yrs)		179-87	90-54	
05-06	George Fox	19-6	10-6	T3/NWC	Div. I Only (8 yrs)		179-87	90-54	
06-07	George Fox	19-7	13-3	T1/NWC	Career Total (22 yrs)		467-175	266-104	
07-08	George Fox	25-5	14-2	T1/NWC					
08-09	George Fox	32-0	16-0	1/NWC					
09-10	George Fox	28-3	16-0	1/NWC					

2017-18 RESULTS

Date	Opponent	Score	Hi Pts	Hi Reb
11/10	NORTH DAKOTA	W, 65-55	(16) Gulich	(15) Pivec
11/15	UTAH VALLEY	W, 98-41	(19) Gulich	(8) Washington
11/19	NOTRE DAME	L, 67-72	(19) Pivec	(9) Gulich
11/22	at NC Central	W, 97-44	(23) Tudor	(11) Tudor
11/25	at Duke	L, 65-72	(16) Gulich	(9) Gulich
12/01	vs Nevada	W, 89-49	(15) Tudor	(7) Pivec
12/02	vs Utah State	W, 94-55	(20) Pivec	(9) Gulich
12/10	SAN JOSE STATE	W, 110-62	(22) Gulich	(11) Gulich
12/13	SAVANNAH STATE	W, 84-36	(19) Pivec	(10) Gulich
12/16	UC SANTA BARBARA	W, 74-49	(17) Aleah Goodman	(7) Pivec
12/20	UC DAVIS	W, 61-47	(14) Pivec	(12) Gulich
12/29	WASHINGTON*	W, 75-63	(24) Gulich	(12) Gulich
12/31	WASHINGTON STATE*	W, 71-53	(27) Tudor	(14) Gulich
1/5	at UCLA*	L, 49-84	(16) Gulich	(5) Tudor/Gulich
1/7	at USC*	L, 61-65	(16) Gulich	(8) Pivec
1/12	ARIZONA STATE*	W, 57-54	(20) Gulich	(6) McWilliams/Pivec/Gulich
1/14	ARIZONA*	W, 88-48	(18) Tudor	(10) McWilliams/Gulich
1/19	OREGON*	Wot, 85-79	(34) Tudor	(15) Gulich
1/21	at Oregon*	L, 63-75	(17) Tudor	(10) Gulich
1/26	at Utah*	W, 69-58	(18) Gulich	(12) Pivec
1/28	at Colorado*	W, 86-71	(23) Tudor	(10) Gulich
2/2	STANFORD*	L, 57-60	(16) McWilliams	(8) Tudor
2/4	CALIFORNIA*	W, 68-48	(20) Gulich	(13) Pivec
2/9	at Washington State*	Wot, 63-61	(17) Goodman	(16) Gulich
2/11	at Washington*	W, 95-57	(23) Tudor	(7) Gulich/Kalmer
2/16	UCLA*	Wot, 67-64	(24) Gulich	(12) Gulich
2/18	USC*	W, 69-63	(25) Gulich	(9) Gulich/grosdale
2/23	at Arizona*	W, 65-40	(20) Gulich	(12) Gulich
2/25	at Arizona State*	W, 64-60	(36) Gulich	(7) Pivec
3/2	vs Arizona State ^{P12}	L, 51-57	(14) McWilliams/Pivec	(7) Pivec
3/16	vs Western Kentucky ^{NCAA}	W, 82-58	(29) Gulich	(15) Gulich
3/18	at Tennessee ^{NCAA}	W, 66-59	(18) Pivec	(12) Gulich
3/23	vs Baylor ^{NCAA}	W, 72-67	(26) Gulich	(9) Gulich
3/25	vs Louisville ^{NCAA}	L, 43-76	(14) Gulich	(8) Gulich

* Pac-12 game; P12 indicates Pac-12 Tournament game; NCAA indicates NCAA Tournament game.

YEAR-BY-YEAR RECORD (SINCE 1981-82)

Year	Conf.	Place	Overall	Postseason
81-82			20-8	WNIT 3rd
82-83			24-6	NCAA 1st
83-84			21-8	NCAA 1st
84-85			19-10	
85-86			7-21	
86-87	8-10	T6	17-11	
87-88	5-13	T8	10-18	
88-89	7-11	7	13-15	
89-90	1-17	10	5-26	
90-91	9-9	6	17-11	
91-92	3-15	T9	8-20	
92-93	9-9	6	15-12	
93-94	9-9	6	17-11	NCAA 1st
94-95	12-6	3	21-8	NCAA 2nd
95-96	11-7	2	19-9	NCAA 1st
96-97	5-13	7	11-16	
97-98	2-16	T9	7-20	
98-99	3-15	T9	11-16	
99-00	10-8	T5	14-16	
00-01	8-10	T6	16-13	WNIT 1st
01-02	11-7	T4	17-15	WNIT 2nd
02-03	8-10	T5	15-15	WNIT 2nd
03-04	8-10	7	17-15	WNIT QF
04-05	1-17	10	6-23	
05-06	7-11	7	16-15	WNIT 2nd
06-07	4-14	T8	9-19	
07-08	4-14	T8	12-19	
08-09	9-9	T4	20-12	WNIT QF
09-10	2-16	10	11-20	
10-11	2-16	10	9-21	
11-12	9-9	T5	20-13	WNIT QF
12-13	4-14	10	10-21	
13-14	13-5	T2	24-11	NCAA 2nd
14-15	16-2	1	27-5	NCAA 2nd
15-16	16-2	T1	32-5	NCAA FF
16-17	16-2	1	31-5	NCAA S16
17-18	14-4	T3	26-8	NCAA E8

NWBL from 1979-82; NorPac from 1982-86; Pac-12 since 1986.

2017-18 OREGON STATE STATISTICS

Overall: Overall: 26-8, Pac-12: 14-4/T3rd • Home: 14-2 • Away: 8-4 • Neutral: 4-2

#	PLAYER	G-GS	MIN-AVG	FG-FGA	FG%	3P-ATT	3P%	FT-FTA	FT%	OFF	DEF	TOT	AVG	PF-D	AST	TO	BLK	STL	PTS-AVG
21	Marie Gulich	34-34	1059-31.1	251-385	.652	0-1	.000	93-125	.744	114	197	311	9.1	75-1	58	88	95	19	595-17.5
	Conference-Only...	18-18	614-34.1	144-213	.676	0-1	.000	49-60	.817	60	111	171	9.5	40-0	34	46	54	9	337-18.7
22	Kat Tudor	34-34	1016-29.9	129-297	.434	89-216	.412	60-73	.822	16	136	152	4.5	38-0	39	47	11	26	407-12.0
	Conference-Only...	18-18	577-32.1	66-144	.458	44-98	.449	35-45	.778	9	76	85	4.7	19-0	12	30	9	12	211-11.7
00	Mikayla Pivec	34-34	992-29.2	134-298	.450	23-66	.348	87-118	.737	68	172	240	7.1	77-1	169	100	11	27	378-11.1
	Conference-Only...	18-18	554-30.8	61-167	.365	9-35	.257	40-56	.714	34	99	133	7.4	45-1	88	61	6	14	171-9.5
10	Katie McWilliams	34-34	1112-32.7	100-220	.455	53-121	.438	22-29	.759	5	133	138	4.1	34-0	130	55	17	8	275-8.1
	Conference-Only...	18-18	598-33.2	58-128	.453	31-74	.419	12-15	.800	3	65	68	3.8	13-0	69	32	13	3	159-8.8
05	Taya Corosdale	33-25	802-24.3	85-198	.429	36-99	.364	20-27	.741	43	96	139	4.2	61-2	57	37	21	16	226-6.8
	Conference-Only...	18-18	452-25.1	46-112	.411	20-60	.333	10-14	.714	25	46	71	3.9	33-2	36	17	12	8	122-6.8
01	Aleah Goodman	31-0	515-16.6	68-155	.439	49-106	.462	9-17	.529	7	48	55	1.8	35-0	65	39	8	15	194-6.3
	Conference-Only...	17-0	257-15.1	32-74	.432	25-53	.472	2-6	.333	0	26	26	1.5	17-0	26	23	4	6	91-5.4
25	Taylor Kalmer	32-0	566-17.7	76-198	.384	32-86	.372	7-10	.700	12	62	74	2.3	22-0	60	36	1	10	191-6.0
	Conference-Only...	18-0	277-15.4	31-88	.352	12-42	.286	6-6	1.000	3	34	37	2.1	13-0	32	19	0	6	80-4.4
11	Joanna Grymek	31-0	281-9.1	57-99	.576	0-0	.000	3-19	.158	28	58	86	2.8	22-0	4	19	24	2	117-3.8
	Conference-Only...	15-0	117-7.8	22-39	.564	0-0	.000	0-8	.000	17	25	42	2.8	12-0	1	12	6	1	44-2.9
03	Madison Washington	33-9	403-12.2	33-87	.379	1-5	.200	9-14	.643	31	46	77	2.3	31-0	48	32	7	7	76-2.3
	Conference-Only...	18-0	198-11.0	16-49	.327	0-0	.000	4-8	.500	17	22	39	2.2	14-0	20	20	2	4	36-2.0
13	Janessa Thropay	20-0	129-6.5	5-12	.417	0-1	.000	1-4	.250	10	16	26	1.3	25-0	9	13	2	3	11-0.6
	Conference-Only...	8-0	31-3.9	0-2	.000	0-1	.000	1-4	.250	2	4	6	0.8	7-0	2	3	1	0	1-0.1
TM	TEAM									51	79	130							16
	Conference-Only...									35	37	72							9
	Total	34	6875	938-1949	.481	283-701	.404	311-436	.713	385	1043	1428	42.0	423-4	639	482	197	133	2470-72.7
	Conference-Only...	18	3675	476-1016	.469	141-364	.387	159-222	.716	205	545	750	41.7	215-3	320	272	107	63	1252-69.6
	Opponents.....	34	6875	763-2177	.350	176-609	.289	300-427	.703	415	683	1098	32.3	507-10	399	303	85	244	2002-58.9
	Conference-Only...	18	3675	424-1151	.368	91-311	.293	164-229	.716	209	363	572	31.8	279-6	227	145	44	143	1103-61.3

QUICK FACTS

Location Stanford, Calif.
 Founded 1891
 Enrollment 16,424
 Colors Cardinal & White
 Home Court Maples Pavilion (7,233)
 Press Row Phone (650) 723-4418
 President Marc Tessier-Lavigne
 Faculty Rep Jeff Koseff
 Athletic Director Bernard Muir
 Senior Assoc. AD/SWA Beth Goode
 Head Coach Tara VanDerveer
 Asst. AD/Athletic Comm. Brian Risso
 Dr. Comms/WBB SID John Cantalupi
 Cell (650) 924-8304
 Email johncan@stanford.edu
 Website www.gostanford.com
 All-Time Record 1,060-392
 First Year 1974-75
 Pac-12 Record 500-75
 Pac-12 Tournament 42-5
 NCAA Record 86-30
 WNIT Record 0-0

TEAM OUTLOOK

- Stanford returns 12 letterwinners from last year's squad that advanced to the 11th-straight NCAA Sweet 16 and finished second in the Pac-12, just a half-game back from the champion. Despite losing last season's top scorer, the Cardinal has enough to vie for the Pac-12 title, as well as make another deep NCAA Tournament run.
- Stanford loses last year's top scorer in Brittany McPhee and leading rebounder Kaylee Johnson to graduation. But Hall of Fame head coach **Tara VanDerveer** will look to her three returning starters to step up. Senior **Alanna Smith** had a career season last year and showed her scoring ability, recording a 33-point game in November against Ohio State. She was also the team's second-leading rebounder by just half a board per game.
- By last year's postseason, sophomore **Kiana Williams** had really made a name for herself by showing off her three-point shooting abilities, knocking down 72 percent of her three-point attempts in the Pac-12 Tournament.
- Also back are senior **Marta Sniezek** and junior **DiJonai Carrington**, both significant contributors - Sniezek while distributing the ball and Carrington wither her athleticism, shooting, rebounding and defense.
- The Cardinal also have a top-10 recruiting class joining the squad this season, including identical twin sisters **Lexie** and **Lacie Hull** and McDonald's All-American **Jenna Brown**. Brown brings with her USA Basketball experience, winning a gold medal at this summer's FIBA Americas U18 Championship and a bronze medal alongside current Cardinal **Maya Dodson** at the 2016 FIBA U17 World Cup. The twins helped their prep team win 50+ games in a row and two state championships with Lexie earning Gatorade Washington Girls Basketball Player of the Year honors as a junior and senior.

2018-19 SCHEDULE

Date	Opponent	TV	Time
Nov. 7	UC DAVIS		7 p.m.
Nov. 11	IDAHO		2 p.m.
Nov. 15	SAN FRANCISCO		7 p.m.
Nov. 18	OHIO STATE		1 p.m.
N23-25	at Rainbow Wahine Showdown, Honolulu		
Nov. 23	vs. FCGU		6:30 p.m.
Nov. 24	vs. American		2 p.m.
Nov. 25	at Hawai'i		4:30 p.m.
Dec. 2	at Gonzaga		2 p.m.
Dec. 15	BAYLOR		12 p.m.
Dec. 18	at Tennessee		3 p.m.
Dec. 21	at Buffalo		9 a.m.
Dec. 29	CSUN		2 p.m.
Jan. 4	USC*	P12N	8 p.m.
Jan. 6	UCLA*	P12N	1 p.m.
Jan. 11	at Arizona State*	P12N	6 p.m.
Jan. 13	at Arizona*	P12N	11 a.m.
Jan. 18	WASHINGTON*	P12N	7 p.m.
Jan. 20	WASHINGTON STATE*	P12N	12 p.m.
Jan. 25	at Colorado*	P12N	6 p.m.
Jan. 27	at Utah*		11 a.m.
Jan. 31	at California*	P12N	8 p.m.
Feb. 2	CALIFORNIA*	P12N	4 p.m.
Feb. 8	OREGON STATE*	P12N	6 p.m.
Feb. 10	OREGON*	ESPN2	1 p.m.
Feb. 15	at UCLA*	P12N	6 p.m.
Feb. 17	at USC*	P12N	12 p.m.
Feb. 22	ARIZONA*		7 p.m.
Feb. 24	ARIZONA STATE*	P12N	1 p.m.
March 1	at Washington State*	P12N	7 p.m.
March 3	at Washington*	P12N	2 p.m.
M7-10	Pac-12 Tournament		

MGM Grand Garden Arena, Las Vegas

* Pac-12 Conference game.
 PAC12 indicates game televised on the Pac-12 Networks.
 All times Pacific Standard Time & subject to change.

SERIES RECORDS

Arizona	67-13
Arizona State	61-16
California	69-20
Colorado	18-4
Oregon	54-10
Oregon State	56-9
UCLA	60-25
USC	60-20
Utah	22-0
Washington	50-17
Washington State	63-0

2018-19 STANFORD ROSTER

No.	Name	POS	HT	YR	EXP	Hometown/High School (Last School)
2	Shannon Coffee	C	6-5	Sr.	3L	Dayton, Ohio/Centerville HS
3	Anna Wilson	G	5-9	Jr.	2L	Seattle, Wash./Bellevue HS
4	Nadia Fingall	F	6-3	Jr.	2L	Navarre, Fla./Choctawhatchee HS
10	Alyssa Jerome	F	6-2	So.	1L	Toronto, Ontario, Canada/Harbord Collegiate
11	Alanna Smith	F	6-4	Sr.	3L	Melbourne, Victoria, Australia/Wesley College HS
12	Lexie Hull	F	6-0	Fr.	HS	Spokane, Wash./Central Valley HS
13	Marta Sniezek	G	5-8	Sr.	3L	McLean, Va./National Cathedral HS [D.C.]
14	Mikaela Brewer	G	5-10	Jr.	2L	Barrie, Ontario, Canada/Innisdale Secondary
15	Maya Dodson	F	6-3	So.	1L	Alpharetta, Ga./St. Francis HS
20	Estella Moschkau	F	6-1	So.	1L	Madison, Wis./Edgewood HS
21	DiJonai Carrington	G	5-11	Jr.	2L	San Diego, Calif./Horizon Christian HS
22	Alexa Romano	G	5-10	Sr.	3L	Albuquerque, N.M./La Cueva HS
23	Kiana Williams	G	5-8	So.	1L	San Antonio, Texas/Karen Wagner HS
24	Lacie Hull	F	6-1	Fr.	HS	Spokane, Wash./Central Valley HS
54	Jenna Brown	G	5-10	Fr.	HS	Atlanta, Ga./The Lovett School HS

Head Coach: Tara VanDerveer (Indiana 1975), 33rd year
Associate Head Coach: Kate Paye (Stanford 1995), 12th year
Assistant Coach: Tempie Brown (Michigan 1990), 6th year
Assistant Coach: Lindy La Rocque (Stanford 2012), 2nd year

Letterwinners R/L: 12/2
Newcomers: 3
Starters returning in bold



TARA VANDERVEER
 Head Coach • 33rd Year at Stanford
 Alma Mater: Indiana, 1975
 884-191 (.822) at Stanford • Overall: 1036-242 (.811, 39 years)

VanDerveer was enshrined into the Naismith Basketball Hall of Fame in August, 2011 ... Became just the third men's or women's NCAA Division I coach with 1,000 wins ... Winningest coach in Pac-12 Conference history ... 15-time Pac-12 Coach of the Year ... Has guided the Cardinal to 22 Conference regular-season titles and 11 tournament crowns ... Her Stanford teams have made 30 NCAA Tournament appearances, winning the national championship in 1990 and 1992.

VANDERVEER'S RECORD

Year	School	Overall	Conf.	Place/Conf	Year	School	Overall	Conf.	Place/Conf
78-79	Idaho	17-8			00-01	Stanford	19-11	12-6	T1/Pac-10
79-80	Idaho	25-6			01-02	Stanford	32-3	18-0	1/Pac-10
80-81	Ohio State	17-15		Big Ten	02-03	Stanford	27-5	15-3	1/Pac-10
81-82	Ohio State	20-7		Big Ten	03-04	Stanford	27-7	14-4	T1/Pac-10
82-83	Ohio State	23-5	15-3	T1/Big Ten	04-05	Stanford	32-3	17-1	1/Pac-10
83-84	Ohio State	22-7	17-1	1/Big Ten	05-06	Stanford	26-8	15-3	1/Pac-10
84-85	Ohio State	28-3	18-0	1/Big Ten	06-07	Stanford	29-5	17-1	1/Pac-10
85-86	Stanford	13-15			07-08	Stanford	35-4	16-2	1/Pac-10
86-87	Stanford	14-14	8-10	T6/Pac-10	08-09	Stanford	33-5	17-1	1/Pac-10
87-88	Stanford	27-5	14-4	3/Pac-10	09-10	Stanford	36-2	18-0	1/Pac-10
88-89	Stanford	28-3	18-0	1/Pac-10	10-11	Stanford	33-3	18-0	1/Pac-10
89-90	Stanford	32-1	17-1	1/Pac-10	11-12	Stanford	35-2	18-0	1/Pac-12
90-91	Stanford	26-6	16-2	1/Pac-10	12-13	Stanford	33-3	17-1	T1/Pac-12
91-92	Stanford	30-3	15-3	1/Pac-10	13-14	Stanford	33-4	17-1	1/Pac-12
92-93	Stanford	26-6	15-3	1/Pac-10	14-15	Stanford	26-10	13-5	T3/Pac-12
93-94	Stanford	25-6	15-3	2/Pac-10	15-16	Stanford	27-8	14-4	T3/Pac-12
94-95*	Stanford	30-3	17-1	1/Pac-10	16-17	Stanford	32-6	15-3	T2/Pac-12
96-97	Stanford	34-2	18-0	1/Pac-10	17-18	Stanford	24-11	14-3	2/Pac-12
97-98	Stanford	21-6	17-1	1/Pac-10					
98-99	Stanford	18-12	14-4	3/Pac-10					
99-00	Stanford	21-9	13-5	T2/Pac-10					
					STAN Total (32 yrs)		884-191	482-75	
					Career Total (39 yrs)		1036-242	515-78	

* On leave coaching the U.S. Olympic team during 1995-96.

2017-18 RESULTS

Date	Opponent	Score	Hi Pts	Hi Reb
11/10	at Ohio State	L, 64-85	(24) McPhee	(8) Sniezek
11/12	vs Connecticut	L, 53-78	(21) Carrington	(10) Smith
11/17	UC RIVERSIDE	W, 53-43	(13) Carrington	(22) Carrington
11/19	CSU BAKERSFIELD	W, 57-34	(13) Romano	(7) Carrington
11/23	vs Kent State	W, 79-54	(24) Carrington	(10) Carrington
11/24	vs Belmont	W, 74-53	(23) Smith	(11) Smith
11/25	vs Ohio State	Lot, 82-94	(33) Smith	(16) Smith
11/29	at San Francisco	W, 86-66	(19) Carrington/Smith	(14) Johnson
12/03	at Baylor	L, 57-81	(14) Coffee	(10) Johnson
12/16	UNLV	W, 74-33	(14) Williams	(10) Johnson
12/18	WESTERN ILLINOIS	L, 64-71	(18) Smith	(18) Johnson
12/21	TENNESSEE	L, 71-83	(27) McPhee	(7) Smith/Fingall/Johnson
12/29	UCLA*	W, 76-65	(26) McPhee	(13) Smith
12/31	USC*	W, 72-65	(21) McPhee	(10) Sniezek
1/5	at Arizona*	W, 61-46	(12) Williams/Smith	(9) Carrington
1/7	at Arizona State*	L, 66-73	(14) Williams	(6) McPhee
1/12	WASHINGTON STATE*	W, 70-57	(20) Smith	(15) Johnson
1/14	WASHINGTON*	W, 71-45	(19) Smith	(12) Johnson
1/19	at USC*	W, 59-55	(15) Carrington	(7) Johnson
1/21	at UCLA*	L, 53-64	(14) Williams	(8) Carrington/Fingall
1/26	ARIZONA STATE*	W, 74-50	(24) McPhee	(9) Smith
1/28	ARIZONA*	W, 79-42	(15) Smith/McPhee	(7) Johnson/Carrington/Fingall
2/2	at Oregon State*	W, 60-57	(18) McPhee	(12) McPhee
2/4	at Oregon*	W, 78-65	(33) McPhee	(7) Smith
2/9	UTAH*	W, 70-49	(18) McPhee	(6) Williams/Fingall
2/11	COLORADO*	W, 62-53	(25) McPhee	(12) McPhee
2/15	CALIFORNIA*	W, 74-69	(26) Williams	(9) Johnson
2/17	at California*	L, 66-78	(24) McPhee	(10) Smith
2/23	at Washington*	W, 86-79	(25) McPhee	(13) Johnson
3/2	vs USC ^{P12}	W, 69-59	(18) Williams	(10) Johnson
3/3	vs Arizona State ^{P12}	W, 58-46	(24) Williams	(5) Carrington
3/4	vs Oregon ^{P12}	L, 57-77	(17) Smith	(5) Smith
3/17	GONZAGA ^{NCAA}	W, 82-68	(21) Williams	(11) McPhee
3/19	FGCU ^{NCAA}	W, 90-70	(28) Smith	(12) Johnson/Smith
3/23	vs Louisville ^{NCAA}	L, 59-86	(15) McPhee	(6) McPhee

* Pac-12 game; P12 indicates Pac-12 Tournament game; NCAA indicates NCAA Tournament game.

YEAR-BY-YEAR RECORD (SINCE 1981-82)

Year	Conf.	Place	Overall	Postseason
81-82	9-3	2	19-8	NCAA 1st
82-83	5-9	5	19-16	
83-84	1-13	T7	5-23	
84-85	2-12	7	9-19	
85-86	1-7	5	13-15	
86-87	8-10	T6	14-14	
87-88	14-4	3	27-5	NCAA 2nd
88-89	18-0	1	28-3	NCAA S16
89-90	17-1	T1	32-1	NCAA Champion
90-91	16-2	1	26-6	NCAA FF
91-92	15-3	1	30-3	NCAA Champion
92-93	15-3	1	26-6	NCAA 2nd
93-94	15-3	2	25-6	NCAA E8
94-95	17-1	1	30-3	NCAA FF
95-96	18-0	1	29-3	NCAA FF
96-97	18-0	1	34-2	NCAA FF
97-98	17-1	1	21-6	NCAA 1st
98-99	14-4	3	18-12	NCAA 1st
99-00	13-5	T2	21-9	NCAA 2nd
00-01	12-6	T1	19-11	NCAA 2nd
01-02	18-0	1	32-3	NCAA 2nd
02-03	15-3	1	27-5	NCAA E8
03-04	14-4	T1	27-7	NCAA E8
04-05	17-1	1	32-3	NCAA E8
05-06	15-3	1	26-8	NCAA E8
06-07	17-1	1	29-5	NCAA 2nd
07-08	16-2	1	35-4	NCAA Final
08-09	17-1	1	33-5	NCAA FF
09-10	18-0	1	36-2	NCAA Final
10-11	18-0	1	33-3	NCAA FF
11-12	18-0	1	35-2	NCAA FF
12-13	17-1	T1	33-3	NCAA S16
13-14	17-1	1	33-4	NCAA FF
14-15	13-5	T3	26-10	NCAA S16
15-16	14-4	T3	27-8	NCAA E8
16-17	15-3	T2	32-6	NCAA FF
17-18	14-2	2	24-11	NCAA S16

NorCal from 1978-84; WCAA from 1984-85; Pac-West in 1985-86; Pac-12 since 1986.

2017-18 STANFORD STATISTICS

Overall: Overall: 24-11, Pac-12: 14-3/2nd • Home: 14-2 • Away: 6-5 • Neutral: 4-4

#	PLAYER	G-GS	MIN-AVG	FG-FGA	FG%	3P-ATT	3P%	FT-FTA	FT%	OFF	DEF	TOT	AVG	PF-D	AST	TO	BLK	STL	PTS-AVG
12	Brittany McPhee	26-26	824-31.7	164-367	.447	28-105	.267	79-115	.687	51	89	140	5.4	54-0	62	60	19	34	435-16.7
	Conference-Only	17-17	533-31.4	117-253	.462	22-74	.297	54-83	.651	38	53	91	5.4	37-0	45	41	12	21	310-18.2
11	Alanna Smith	35-35	995-28.4	198-418	.474	35-116	.302	43-81	.531	92	154	246	7.0	96-1	41	88	62	45	474-13.5
	Conference-Only	17-17	474-27.9	85-191	.445	19-64	.297	14-34	.412	37	73	110	6.5	51-1	22	36	28	25	203-11.9
23	Kiana Williams	35-26	899-25.7	128-309	.414	71-185	.384	36-44	.818	4	54	58	1.7	38-0	67	40	5	30	363-10.4
	Conference-Only	17-17	489-28.8	68-165	.412	33-100	.330	18-25	.720	1	26	27	1.6	18-0	40	21	3	21	187-11.0
21	DiJonai Carrington	32-7	723-22.6	107-267	.401	30-107	.280	39-57	.684	51	127	178	5.6	65-0	58	69	7	46	283-8.8
	Conference-Only	17-0	343-20.2	43-119	.361	12-42	.286	17-25	.680	27	54	81	4.8	32-0	30	30	3	26	115-6.8
13	Marta Sniezek	35-32	971-27.7	56-156	.359	20-59	.339	61-90	.678	7	115	122	3.5	68-1	150	78	3	38	193-5.5
	Conference-Only	17-17	519-30.5	33-76	.434	14-31	.452	28-43	.651	4	50	54	3.2	37-1	67	35	2	24	108-6.4
05	Kaylee Johnson	35-32	815-23.3	68-147	.463	0-0	.000	30-51	.588	94	169	263	7.5	102-8	32	57	40	22	166-4.7
	Conference-Only	17-14	420-24.7	36-78	.462	0-0	.000	12-18	.667	52	79	131	7.7	48-3	17	27	18	15	84-4.9
15	Maya Dodson	33-4	372-11.3	51-103	.495	0-0	.000	13-33	.394	32	35	67	2.0	38-1	5	26	27	2	115-3.5
	Conference-Only	15-3	127-8.5	19-35	.543	0-0	.000	1-4	.250	8	12	20	1.3	14-0	0	7	6	0	39-2.6
03	Anna Wilson	21-2	224-10.7	24-81	.296	20-69	.290	2-4	.500	1	22	23	1.1	22-0	8	13	1	10	70-3.3
	Conference-Only	9-0	63-7.0	4-18	.222	3-15	.200	0-0	.000	0	2	2	0.2	8-0	3	4	0	4	11-1.2
04	Nadia Fingall	34-0	398-11.7	41-92	.446	13-31	.419	18-26	.692	32	75	107	3.1	52-1	19	22	13	16	113-3.3
	Conference-Only	17-0	232-13.6	28-53	.528	7-14	.500	13-17	.765	22	45	67	3.9	22-0	12	13	11	9	76-4.5
22	Alexa Romano	29-8	277-9.6	28-78	.359	12-41	.293	8-11	.727	5	22	27	0.9	11-0	15	15	2	12	76-2.6
	Conference-Only	11-0	37-3.4	1-8	.125	0-5	.000	2-4	.500	0	2	2	0.2	1-0	2	3	1	2	4-0.4
10	Alyssa Jerome	34-1	337-9.9	28-70	.400	9-31	.290	4-6	.667	11	25	36	1.1	27-0	14	22	3	1	69-2.0
	Conference-Only	16-0	107-6.7	11-21	.524	4-9	.444	2-4	.500	6	10	16	1.0	9-0	3	6	0	1	28-1.8
02	Shannon Coffee	27-2	110-4.1	12-38	.316	7-20	.350	1-2	.500	5	19	24	0.9	12-0	6	14	4	3	32-1.2
	Conference-Only	13-0	33-2.5	3-12	.250	1-6	.167	1-2	.500	2	5	7	0.5	5-0	1	4	3	1	8-0.6
20	Estella Moschkau	23-0	49-2.1	4-9	.444	3-7	.429	1-2	.500	2	2	4	0.2	4-0	2	0	0	0	12-0.5
	Conference-Only	9-0	16-1.8	1-4	.250	1-4	.250	1-2	.500	1	2	3	0.3	1-0	2	0	0	0	4-0.4
14	Mikaela Brewer	17-0	31-1.8	2-14	.143	1-9	.111	0-0	.000	0	1	1	0.1	0-0	2	3	0	0	5-0.3
	Conference-Only	5-0	7-1.4	0-3	.000	0-3	.000	0-0	.000	0	0	0	0.0	0-0	0	1	0	0	0-0.0
TM	TEAM									69	68	137				11			
	Conference-Only									29	34	63				7			
	Total	35	7025	911-2149	.424	249-780	.319	335-522	.642	456	977	1433	40.9	589-12	481	518	186	259	2406-68.7
	Conference-Only	18	3400	449-1036	.433	116-367	.316	163-261	.625	227	447	674	39.6	283-5	244	235	87	149	1177-69.2
	Opponents	35	7025	773-2106	.367	217-749	.290	430-597	.720	407	841	1248	35.7	538-9	386	459	95	262	2193-62.7
	Conference-Only	18	3400	361-978	.369	99-334	.296	191-283	.675	198	387	585	34.4	270-7	188	252	43	122	1012-59.5

QUICK FACTS

Location Los Angeles, Calif.
 Founded 1919
 Enrollment 43,301
 Colors Blue & Gold
 Home Court Pauley Pavilion (13,800)
 Press Row Phone (310) 825-1899
 Chancellor Dr. Gene D. Block
 Faculty Rep Dr. Michael Teitell
 Athletic Director Daniel G. Guerrero
 Senior Assoc. AD/SWA Christina Rivera
 Head Coach Cori Close
 Assoc. AD Shana Wilson
 Asst. Dir./WBB SID Seth Dahle
 Office/Fax 310-206-7873
 Email sdahle@athletics.ucla.edu
 Website www.uclabruins.com
 All-Time Record 812-512
 First Year 1974-75
 Pac-12 Record 334-242
 Pac-12 Tournament 19-16
 NCAA Record 18-15
 WNIT Record 6-0

TEAM OUTLOOK

- With two of the program's most familiar faces graduated and were drafted to play for the WNBA, UCLA will have new look. Last season's senior class, which included Jordyn Canada and Monique Billings, elevated the program to new heights, leading the team to three-straight NCAA Tournament appearances for just the second time in the history of the program. In addition to breaking personal records, the duo led the Bruins to three-straight NCAA Sweet 16s and the program's first NCAA Elite Eight appearance in nearly two decades.
- UCLA will have to replace 51 percent of the team's scoring as well as key leaders. Head coach **Cori Close** will look to senior starters **Lajahna Drummer** and **Kennedy Burke** to help fill the voids. Burke could step in and take on a larger presence under the basket as one of the nation's top forwards, earning a spot on last year's Cheryl Miller Award watch list.
- A transfer last season, **Japreece Dean** backed up Canada, who broke the Pac-12's all-time assists mark. With a full season, Dean can draw on her experience playing alongside the All-American.
- Sophomore **Michaela Onyenwere** had an impressive rookie campaign, earning a spot on the Pac-12 All-Freshman team. An athletic forward who was named Pac-12 Freshman of the Week twice last season, she could play a bigger role after coming off the bench last season.
- Three newcomers join the team and an additional two redshirt freshmen will take to the court, including **Lindsey Corsaro** who started one game last season and played in two before suffering a season-ending injury. She was ranked No. 35 in the country as a senior in 2016 but has been sidelined for two seasons.
- Freshman **Ahlana Smith** was ranked just out of the top 30 among recruits last season and will be expected to contribute.

2018-19 SCHEDULE

Date	Opponent	TV	Time
Nov. 6	at Loyola Marymount		7:30 p.m.
Nov. 11	RICE		2 p.m.
Nov. 14	GEORGIA		11 a.m.
Nov. 18	SETON HALL		2 p.m.
N22-24	at Paradise Jam, St. Thomas, U.S.V.I.		
Nov. 22	vs. North Carolina		12 p.m.
Nov. 23	vs. Kentucky		10 a.m.
Nov. 24	vs. South Florida		12 p.m.
Dec. 2	INDIANA		1 p.m.
Dec. 7	FRESNO STATE		TBD
Dec. 16	OKLAHOMA STATE		TBD
Dec. 19	at UIC		3 p.m.
Dec. 28	CAL POLY		TBD
Dec. 20	at USC*	P12N	2 p.m.
Jan. 4	at California*	P12N	7 p.m.
Jan. 6	at Stanford*	P12N	1 p.m.
Jan. 11	OREGON STATE*	P12N	7 p.m.
Jan. 13	OREGON*	P12N	2 p.m.
Jan. 20	USC*	P12N	4 p.m.
Jan. 25	at Arizona State*	P12N	10 a.m.
Jan. 27	at Arizona*		1 p.m.
Feb. 1	WASHINGTON STATE*		TBD
Feb. 3	WASHINGTON*		TBD
Feb. 8	at Colorado*	P12N	6 p.m.
Feb. 10	at Utah*	P12N	11 a.m.
Feb. 15	STANFORD*	P12N	6 p.m.
Feb. 17	CALIFORNIA*	P12N	4 p.m.
Feb. 22	at Oregon*	P12N	8 p.m.
Feb. 24	at Oregon State*	P12N	1 p.m.
March 1	UTAH*		7 p.m.
March 3	COLORADO*	P12N	12 p.m.
M7-10	Pac-12 Tournament		

MGM Grand Garden Arena, Las Vegas

* Pac-12 Conference game.
 PAC12 indicates game televised on the Pac-12 Networks.
 All times Pacific Standard Time & subject to change.

SERIES RECORDS

Arizona	57-21
Arizona State	54-27
California	52-21
Colorado	8-4
Oregon	36-29
Oregon State	47-24
Stanford	25-57
USC	40-48
Utah	11-3
Washington	31-31
Washington State	53-8

2018-19 UCLA ROSTER

No.	Name	POS	HT	YR	EXP	Hometown/High School (Last School)
0	Chantel Horvat	G	6-1	So.	1L	Geelong, Australia/Geelong College
1	Kayla Owens	G	6-1	R-Fr.	HS	Houston, Texas/Langham Creek HS
2	Ahlana Smith	G	5-9	Fr.	HS	Charlotte, N.C./Mallard Creek HS
3	Kiara Jefferson	G	5-9	Fr.	HS	Sacramento, Calif./West Campus HS
4	Lindsey Corsaro	G	6-1	R-Fr.	HS	Indianapolis, Ind./Roncalli HS
10	Ally Rosenblum	F	6-4	Jr.	2L	Newport Coast, Calif./Mater Dei HS
11	Lajahna Drummer	F	6-1	R-Sr.	3L	Inglewood, Calif./Long Beach Poly HS
21	Michaela Onyenwere	F	6-0	So.	1L	Aurora, Colo./Grandview HS
22	Kennedy Burke	G	6-1	Sr.	3L	Northridge, Calif./Sierra Canyon School
23	Natalie Chou	G	6-1	R-Jr.	2L	Plano, Texas/Plano West HS
24	Japreece Dean	G	5-6	Sr.	3L	Austin, Texas/Vista Ridge HS (Texas Tech)
25	Shayley Harris	F/C	6-6	Fr.	HS	Redding, Calif./Folsom HS
32	Chrissy Baird	G	6-1	R-Sr.	3L	Wheaton, Ill./Wheaton North HS
33	Lauryn Miller	F	6-1	So.	1L	Kirkwood, Mo./Kirkwood HS
51	Eliana Sigal	Fr	G	5-10	HS	Irvine, Calif/ Tarbut V' Torah

Head Coach: Cori Close (UC Santa Barbara 1993), 8th year
Assistant Coach: Shannon Perry (Iowa 1998), 8th year
Assistant Coach: Tony Newman (UC Santa Barbara 1992), 8th year
Assistant Coach: Tasha Brown (St. Ambrose 1998), 1st year

Letterwinners R/L: 10/3
Newcomers: 4
Starters returning in bold



CORI CLOSE
Head Coach • 8th Year at UCLA
Alma Mater: UC Santa Barbara, 1993
150-86 (.636) at UCLA • Overall: 150-86 (.636, 7 Years)

Bruins have been to the NCAA Tournament in four of Close's seven seasons at the helm, leading the team to its first NCAA Elite Eight in 19 years... Returned to UCLA after serving on the Bruins' coaching staff from 1994-1995 ... Prior to her return, coached in 15-consecutive NCAA Tournaments as an associate or assistant coach with stops at Florida State, UC Santa Barbara and UCLA ... Spent seven seasons as an associate head coach at FSU, guiding the Seminoles into a nationally-recognized program.

CLOSE'S RECORD

Year	School	Overall	Conf.	Place/Conf
11-12	UCLA	14-16	9-9	T5/Pac-12
12-13	UCLA	26-8	14-4	3/Pac-12
13-14	UCLA	13-18	7-11	8/Pac-12
14-15	UCLA	19-18	8-10	6/Pac-12
15-16	UCLA	26-9	14-4	T3/Pac-12
16-17	UCLA	25-9	13-5	4/Pac-12
17-18	UCLA	27-8	14-4	T3/Pac-12
UCLA Total (7 yrs)		150-86	79-47	
Career Total (7 yrs)		150-86	79-47	

2017-18 RESULTS

Date	Opponent	Score	Hi Pts	Hi Reb
11/10	SAN JOSE STATE	W, 129-69	(26) Canada	(13) Burke
11/12	PRESBYTERIAN	W, 76-40	(12) Billings	(9) Burke
11/18	BAYLOR	W, 82-68	(21) Billings	(9) Drummer
11/21	CONNECTICUT	L, 60-78	(15) Billings/Canada	(9) Billings
11/24	vs Kansas State	W, 64-55	(17) Billings	(12) Billings
11/25	vs Creighton	W, 72-63	(17) Burke	(7) Billings/Canada
11/28	UC RIVERSIDE	W, 68-48	(14) Billings	(12) Billings
12/3	UC SANTA BARBARA	W, 74-44	(17) Billings	(10) Billings
12/8	at Oklahoma State	L, 72-87	(28) Canada	(8) Onyenwere/Burke
12/17	at Seton Hall	W, 77-68	(17) Billings	(9) Onyenwere
12/20	at Fordham	W, 67-30	(16) Canada	(10) Billings
12/29	at Stanford*	L, 65-76	(20) Canada	(10) Billings
12/31	at California*	W, 82-46	(20) Billings	(10) Billings
1/5	OREGON STATE*	W, 84-49	(19) Billings	(6) Billings/ Onyenwere
1/7	OREGON*	L, 61-70	(22) Billings	(14) Drummer
1/12	at Utah*	W, 81-74	(20) Onyenwere/Canada	(11) Onyenwere
1/14	at Colorado*	W, 93-55	(21) Dean	(11) Billings
1/19	CALIFORNIA*	W, 60-52	(14) Billings	(18) Billings
1/21	STANFORD*	W, 64-53	(21) Canada	(10) Drummer
1/26	at Washington*	W, 86-69	(22) Canada	(9) Drummer
1/28	at Washington State*	W, 79-71	(19) Canada	(15) Billings
2/2	USC*	W, 59-46	(16) Canada	(16) Billings
2/5	at USC*	W, 84-70	(18) Billings/Canada	(11) Drummer/Billings
2/9	ARIZONA*	W, 69-46	(17) Onyenwere	(12) Onyenwere
2/11	ARIZONA STATE*	W, 71-63	(16) Canada	(8) Drummer
2/16	at Oregon State*	Lot, 64-67	(21) Canada	(12) Billings
2/19	at Oregon*	Lot, 94-101	(26) Billings/Canada	(10) Billings
2/22	COLORADO*	W, 73-67	(20) Canada	(11) Billings
2/24	UTAH*	Wot, 78-71	(24) Billings	(10) Billings
3/2	vs California ^{P12}	W, 77-74	(27) Canada	(11) Drummer
3/3	vs Oregon ^{P12}	L, 62-65	(19) Canada	(9) Billings
3/17	AMERICAN ^{NCAA}	W, 71-60	(20) Billings	(10) Billings
3/19	CREIGHTON ^{NCAA}	W, 86-64	(21) Canada	(9) Billings
3/23	vs Texas ^{NCAA}	W, 84-75	(22) Canada	(8) Billings
3/25	vs Mississippi State ^{NCAA}	L, 73-89	(23) Canada	(8) Canada

* Pac-12 game; P12 indicates Pac-12 Tournament game; NCAA indicates NCAA Tournament game.

YEAR-BY-YEAR RECORD (SINCE 1981-82)

Year	Conf.	Place	Overall	Postseason
81-82	7-5	4	16-14	
82-83	9-5	3	18-11	NCAA 1st
83-84	6-8	5	17-12	
84-85	10-4	2	20-10	NCAA 2nd
85-86	3-5	5	12-16	
86-87	11-7	4	18-10	
87-88	12-6	4	19-11	
88-89	8-10	T4	12-16	
89-90	12-6	3	17-12	NCAA 1st
90-91	10-8	T4	15-13	
91-92	12-6	T3	21-10	NCAA S16
92-93	8-10	7	13-14	
93-94	10-8	5	15-12	
94-95	5-13	T8	10-17	
95-96	8-10	T6	13-14	
96-97	7-11	6	13-14	
97-98	14-4	T2	20-9	NCAA 2nd
98-99	15-3	T1	26-8	NCAA E8
99-00	12-6	4	18-11	NCAA 1st
00-01	5-13	10	6-23	
01-02	4-14	8	9-20	
02-03	12-6	4	18-11	
03-04	11-7	T3	17-13	NCAA 1st
04-05	10-8	6	16-12	
05-06	12-6	3	21-11	NCAA 2nd
06-07	7-11	7	14-18	
07-08	10-8	T4	16-15	
08-09	9-9	T4	19-12	
09-10	15-3	2	25-9	NCAA 2nd
10-11	16-2	2	28-5	NCAA 2nd
11-12	9-9	T5	14-16	
12-13	14-4	3	26-8	NCAA 2nd
13-14	7-11	8	13-18	
14-15	8-10	6	19-18	WNIT Champions
15-16	14-4	T3	26-9	NCAA S16
16-17	13-5	4	25-9	NCAA S16
17-18	14-4	T3	27-8	NCAA E8

WCAA from 1976-85; Pac-West in 1985-86; Pac-12 since 1986.

2017-18 UCLA STATISTICS

Overall: Overall: 27-8, Pac-12: 14-4/T3rd • Home: 15-2 • Away: 8-4 • Neutral: 4-2

#	PLAYER	G-GS	MIN-AVG	FG-FGA	FG%	3P-ATT	3P%	FT-FTA	FT%	OFF	DEF	TOT	AVG	PF-D	AST	TO	BLK	STL	PTS-AVG
03	Jordin Canada	35-35	1178-33.7	209-480	.435	51-132	.386	127-158	.804	22	109	131	3.7	73-1	248	90	1	114	596-17.0
	Conference-Only...	18-18	613-34.1	107-256	.418	31-75	.413	72-89	.809	9	47	56	3.1	37-1	136	56	0	46	317-17.6
25	Monique Billings	35-34	1116-31.9	197-417	.472	0-4	.000	141-197	.716	129	204	333	9.5	93-1	42	76	56	40	535-15.3
	Conference-Only...	18-18	603-33.5	99-202	.490	0-1	.000	74-105	.705	69	118	187	10.4	51-1	21	32	28	24	272-15.1
22	Kennedy Burke	35-34	1032-29.5	142-327	.434	29-98	.296	59-81	.728	74	78	152	4.3	61-0	78	64	30	59	372-10.6
	Conference-Only...	18-17	536-29.8	66-147	.449	17-41	.415	26-39	.667	35	37	72	4.0	33-0	47	33	15	31	175-9.7
24	Japreece Dean	26-1	609-23.4	72-199	.362	46-131	.351	11-16	.688	12	38	50	1.9	45-0	60	26	0	17	201-7.7
	Conference-Only...	18-1	422-23.4	52-149	.349	33-98	.337	8-10	.800	10	23	33	1.8	30-0	49	17	0	14	145-8.1
21	Michaela Onyenwere	35-1	597-17.1	101-214	.472	1-6	.167	37-45	.822	84	81	165	4.7	65-1	17	26	13	38	240-6.9
	Conference-Only...	18-0	307-17.1	50-109	.459	0-0	.000	20-25	.800	46	40	86	4.8	40-1	8	14	6	20	120-6.7
11	Lajahna Drummer	35-34	782-22.3	90-205	.439	11-27	.407	30-62	.484	82	155	237	6.8	91-2	17	37	18	24	221-6.3
	Conference-Only...	18-18	423-23.5	51-113	.451	7-13	.538	18-36	.500	45	83	128	7.1	47-1	9	16	10	8	127-7.1
23	Kelli Hayes	35-35	821-23.5	78-208	.375	48-138	.348	12-15	.800	26	51	77	2.2	64-0	49	38	5	13	216-6.2
	Conference-Only...	18-18	387-21.5	37-106	.349	25-70	.357	2-2	1.000	11	25	36	2.0	26-0	23	21	3	4	101-5.6
00	Chantel Horvat	35-0	505-14.4	53-142	.373	21-70	.300	13-24	.542	37	46	83	2.4	58-0	38	37	7	15	140-4.0
	Conference-Only...	18-0	249-13.8	24-73	.329	8-35	.229	3-6	.500	16	26	42	2.3	24-0	14	16	4	8	59-3.3
01	Kayla Owens	8-0	73-9.1	12-25	.480	4-16	.250	1-2	.500	3	4	7	0.9	7-0	12	9	1	3	29-3.6
	Conference-Only...	0-0	0-0	0-0	0	0-0	.000	0-0	.000	0	0	0	0	0-0	0	0	0	0	0-0
05	Lindsey Corsaro	2-1	28-14.0	1-7	.143	0-2	.000	5-5	1.000	0	6	6	3.0	5-0	0	3	0	1	7-3.5
	Conference-Only...	0-0	0-0	0-0	0	0-0	.000	0-0	.000	0	0	0	0	0-0	0	0	0	0	0-0
33	Lauryn Miller	31-0	197-6.4	25-46	.543	0-0	.000	4-9	.444	20	20	40	1.3	31-0	8	9	9	8	54-1.7
	Conference-Only...	15-0	81-5.4	9-23	.391	0-0	.000	0-1	.000	11	12	23	1.5	17-0	3	4	6	2	18-1.2
10	Ally Rosenblum	20-0	120-6.0	10-32	.313	0-1	.000	4-6	.667	7	20	27	1.4	20-0	3	10	4	2	24-1.2
	Conference-Only...	11-0	46-4.2	5-13	.385	0-0	.000	0-0	.000	2	10	12	1.1	10-0	1	2	1	0	10-0.9
32	Chrissy Baird	7-0	17-2.4	2-11	.182	1-1	1.000	1-2	.500	4	2	6	0.9	1-0	0	0	0	1	6-0.9
	Conference-Only...	4-0	8-2.0	1-9	.111	0-0	.000	1-2	.500	4	0	4	1.0-1	0	0	0	0	0	3-0.8
TM	TEAM									69	67	136				9			
	Conference-Only...									38	36	74				1			
Total		35	7075	992-2313	.429	212-626	.339	445-622	.715	569	881	1450	41.4	614-5	572	434	144	335	2641-75.5
	Conference-Only...	18	3675	501-1200	.418	121-333	.363	224-315	.711	296	457	753	41.8	316-4	311	212	73	157	1347-74.8
Opponents		35	7075	792-2007	.395	218-661	.330	421-595	.708	399	830	1229	35.1	550-15	472	567	81	224	2223-63.5
	Conference-Only...	18	3675	408-1029	.397	107-337	.318	223-328	.680	203	444	647	35.9	274-8	253	281	51	104	1146-63.7

QUICK FACTS

Location Los Angeles, Calif.
 Founded 1880
 Enrollment 43,000
 Colors Cardinal & Gold
 Home Court Galen Center (10,258)
 Press Row Phone (213) 740-3900
 Interim President Wanda M. Austin
 Faculty Rep Clare Pastore
 Athletic Director Lynn Swann
 Associate AD/SWA Donna Heinel
 Head Coach Mark Trakh
 Sports Information Director Tim Tessalone
 Assoc. Dir./WBB SID Darcy Couch
 Office/Fax (213) 740-3808/740-7584
 Cell (213) 725-3447
 Email dcouch@usc.edu
 Website www.usctrojans.com
 All-Time Record 769-495
 First Year 1976-77
 Pac-12 Record 398-288
 Pac-12 Tournament 15-16
 NCAA Record 29-14
 WNIT Record 7-3

TEAM OUTLOOK

- Head coach **Mark Trakh's** first season back at Galen Center saw the Trojans make considerable improvements, posting the program's first 20-win campaign since 2013-14, finding themselves on the NCAA Tournament bubble after recording impressive results down the stretch of the season. Seven of USC 11 losses last season were by 10 points or less, including overtime setbacks to Oregon and Oregon State in the final two weeks of the regular season.
- USC suffered from a short bench last year and Trakh heavily relied upon the starting five who averaged no less than 30 minutes per game, including two who were logging 38 minutes per game. With six letterwinners back and a 13-player roster, USC will have many options to turn to and, perhaps, turn a few games in their favor.
- Senior **Aliyah Mazyck** and junior **Minyon Moore** are the two starters back. Both were named to the Pac-12 All-Defensive team, helping the team post the best steals average in the Pac-12 and the third-best scoring defense, behind only Arizona State and Oregon State.
- Moore's sister, **Mariya**, becomes eligible this season. She was a full-time starter at perennial power Louisville, earning All-ACC honors and earning a spot on the Naismith Trophy Watch List three times. Leading the Cardinals to the NCAA Sweet Sixteen in two of her three years, she has one season of eligibility left and will have a significant impact on the floor.
- The Trojans welcome four newcomers this season, including Loyola Marymount transfer **Cheyenne Wallace**, a 2016 WCC All-Freshman team honoree, and freshman **Desiree Caldwell**, who won a gold medal at the 2018 FIBA U18 World Championships as a member of Team USA.

2018-19 USC ROSTER

No.	Name	POS	HT	YR	EXP	Hometown/High School (Last School)
0	Shalexus Aaron	G	6-1	R-Fr.	HS	Apple Valley, Calif./Martin Luther King HS
1	Kayla Overbeck	F	6-1	Jr.	TR	Newbury Park, Calif./Newbury Park HS (Vanderbilt)
3	Minyon Moore	G	5-8	Jr.	2V	Hercules, Calif./Salesian HS
4	Mariya Moore	G	6-0	R-Sr.	TR	Hercules, Calif./Salesian HS (Louisville)
5	Ja'Tavia Tapley	F	6-3	Jr.	2V	Jacksonville, Fla./University Christian HS
10	Cheyenne Wallace	F	6-0	Sr.	TR	Calabasas, Calif./Sierra Canyon HS (LMU)
13	Marguerite Effa	F	6-3	Sr.	3V	Los Angeles, Calif./Fairfax HS
14	Jillian Archer	F	6-2	Fr.	HS	Santa Monica, Calif./Bishop Alemany HS
21	Aliyah Mazyck	G	5-9	Sr.	3V	Charlotte, N.C./Myers Park HS
22	Kyerstin Galloway	G	5-5	So.	1V	Los Angeles, Calif./San Pedro HS
23	Asiah Jones	F	6-3	R-So.	1V	Sacramento, Calif./Woodmont HS
24	Desiree Caldwell	G	5-8	Fr.	HS	Cibolo, Texas/Byron P. Steele II HS
32	Danijela Milisic	F	6-4	R-Jr.	2V	Sydney, Australia/Blacktown Girls HS

Head Coach: Mark Trakh (Long Beach State 1981), 8th year
Associate Head Coach: Jason Glover (Grand Cayon 1985), 2nd year
Assistant Coach: Aarika Hughes (USC 2010), 2nd year
Assistant Coach: Blanche Alverson (Auburn 2013), 2nd year

Letterwinners R/L: 6/4
Newcomers: 6
Starters returning in bold

2018-19 SCHEDULE

Date	Opponent	TV	Time
Nov. 6	UC RIVERSIDE		5 p.m.
Nov. 11	LONG BEACH STATE		2 p.m.
Nov. 15	UC SANTA BARBARA		7 p.m.
Nov. 17	SANTA CLARA		2 p.m.
N23-24	at Nevada Thanksgiving Tournament, Reno, Nev.		
Nov. 23	vs. Utah State		4:30 p.m.
Nov. 24	at Nevada		2 p.m.
Nov. 28	FRESNO STATE		5 p.m.
Dec. 1	at UNLV		5 p.m.
Dec. 16	CSUN		2 p.m.
Dec. 19	at Texas A&M		3 p.m.
Dec. 20	at UT Arlington		12 p.m.
Dec. 30	UCLA*	P12N	2 p.m.
Jan. 4	at Stanford*	P12N	8 p.m.
Jan. 6	at California*	P12N	3 p.m.
Jan. 11	OREGON*	P12N	8 p.m.
Jan. 13	OREGON STATE*	P12N	12 p.m.
Jan. 20	at UCLA*	P12N	4 p.m.
Jan. 25	at Arizona*	P12N	6 p.m.
Jan. 27	at Arizona State*	P12N	12 p.m.
Feb. 1	WASHINGTON*		7 p.m.
Feb. 3	WASHINGTON STATE*		2 p.m.
Feb. 8	at Utah*	P12N	6 p.m.
Feb. 10	at Colorado*		12 p.m.
Feb. 15	CALIFORNIA*	P12N	8 p.m.
Feb. 18	STANFORD*	P12N	12 p.m.
Feb. 22	at Oregon State*	P12N	6 p.m.
Feb. 24	at Oregon*	P12N	11 a.m.
March 1	COLORADO*	P12N	7 p.m.
March 3	UTAH*	P12N	12 p.m.
M7-10	Pac-12 Tournament		

MGM Grand Garden Arena, Las Vegas

* Pac-12 Conference game.
 PAC12 indicates game televised on the Pac-12 Networks.
 All times Pacific Standard Time & subject to change.

SERIES RECORDS

Arizona	57-22
Arizona State	56-23
California	38-31
Colorado	9-5
Oregon	44-22
Oregon State	42-26
Stanford	20-58
UCLA	48-44
Utah	10-6
Washington	30-35
Washington State	49-17

MARK TRAKH

Head Coach • 7th Year at USC
Alma Mater: Long Beach State, 1981
110-75 (.595) at USC • Overall: 413-278 (.598, 23 Years)



Returned to USC after roaming the sidelines in L.A. from 2005-2009 ... Spent six years at New Mexico State, where his team won three-straight Western Athletic titles and made three-straight trips to the NCAA Tournament ... Head coach for 11 seasons at Pepperdine before his first stop at USC, leading the Waves to six postseason appearances, including earning NCAA Tournament invitations three times ... Led the Trojans to the NCAA Tournament in 2005 and 2006, finishing in a tie for second place in 2005 ... Coached 24 All-Pac-10/12 performers, two All-American and two WNBA draftees.

TRAKH'S RECORD

Year	School	Overall	Conf.	Place/Conf	Year	School	Overall	Conf.	Place/Conf
93-94	Pepperdine	14-12	6-8	5th/WCC	07-08	USC	17-13	10-8	T4th/Pac-10
94-95	Pepperdine	10-16	4-10	6th/WCC	08-09	USC	17-15	9-9	T4th/Pac-10
95-96	Pepperdine	15-13	7-7	4th/WCC	11-12	New Mexico St.	6-24	3-11	T7th/WAC
96-97	Pepperdine	15-13	6-8	5th/WCC	12-13	New Mexico St.	15-16	7-11	8th/WAC
97-98	Pepperdine	21-10	10-4	2nd/WCC	13-14	New Mexico St.	11-20	7-9	T6th/WAC
98-99	Pepperdine	21-9	11-3	T1st/WCC	14-15	New Mexico St.	22-8	13-1	1st/WAC
99-00	Pepperdine	21-10	12-2	1st/WCC	15-16	New Mexico St.	26-5	13-1	1st/WAC
00-01	Pepperdine	20-11	10-4	T3rd/WCC	16-17	New Mexico St.	24-7	14-0	1st/WAC
01-02	Pepperdine	23-8	11-3	1st/WCC	17-18	USC	20-11	9-9	7th/Pac-12
02-03	Pepperdine	22-8	12-2	1st/WCC	USC Total (6 yrs) 110-75 61-47				
03-04	Pepperdine	17-13	10-4	T2nd/WCC	Career Total (23 yrs) 413-277 217-135				
04-05	USC	20-11	12-6	T2nd/Pac-10					
05-06	USC	19-12	11-7	5th/Pac-10					
06-07	USC	17-13	10-8	5th/Pac-10					

2017-18 RESULTS

Date	Opponent	Score	Hi Pts	Hi Reb
11/10	MONTANA STATE	W, 98-47	(30) Edwards	(6) Mazyck/Simon
11/13	at UC Riverside	W, 64-46	(21) Mazyck	(9) Simon
11/17	at Santa Clara	W, 64-43	(20) Simon	(8) Adams
11/20	LONG BEACH STATE	W, 75-60	(25) Edwards	(12) Simon
11/24	vs Purdue	W, 58-46	(21) Edwards	(9) Simon
11/25	vs Marist	W, 78-57	(21) Mazyck	(8) Mazyck
11/26	at Hawaii	W, 71-60	(25) Simon	(8) Simon
12/1	at Loyola Marymount	W, 80-70	(34) Minyon Moore	(10) Simon
12/15	TEXAS A&M	L, 74-75	(20) Edwards	(8) Simon
12/19	vs Middle Tennessee	W, 72-57	(25) Simon	(8) Mazyck/Simon
12/20	at UT Rio Grande Valley	W, 71-64	(23) Edwards	(12) Simon
12/29	at California*	L, 64-76	(20) Simon	(11) Simon
12/31	at Stanford*	L, 65-72	(20) Edwards	(8) Mazyck
1/5	OREGON*	L, 66-70	(21) Mazyck	(8) Simon
1/7	OREGON STATE*	W, 65-61	(21) Simon	(7) Simon
1/12	at Colorado*	W, 86-51	(29) Mazyck	(11) Simon
1/14	at Utah*	W, 58-47	(20) Mazyck	(8) Mazyck
1/19	STANFORD*	L, 55-59	(20) Mazyck	(8) Simon
1/21	CALIFORNIA*	L, 59-62	(21) Simon	(10) Adams
1/26	at Washington State*	W, 73-72	(25) Mazyck	(13) Simon
1/28	at Washington*	W, 72-61	(26) Edwards	(14) Simon
2/2	at UCLA*	L, 46-59	(15) Simon	(12) Simon
2/5	UCLA*	L, 70-84	(21) Mazyck	(5) Simon
2/9	ARIZONA STATE*	W, 77-62	(24) Mazyck	(5) Mazyck/Adams
2/11	ARIZONA*	W, 78-52	(23) Edwards	(10) Tapley
2/16	at Oregon*	Lo2, 74-80	(26) Simon	(15) Simon
2/18	at Oregon State*	L, 63-69	(16) Simon/Edwards	(10) Simon
2/22	UTAH*	Wot, 53-52	(16) Simon	(15) Simon
2/24	COLORADO*	W, 65-53	(24) Mazyck	(11) Simon
3/1	vs Washington State ^{P12}	W, 47-44	(16) Moore	(12) Simon
3/2	vs Stanford ^{P12}	L, 59-69	(22) Mazyck	(12) Simon

* Pac-12 game; P12 indicates Pac-12 Tournament game.

YEAR-BY-YEAR RECORD (SINCE 1981-82)

Year	Conf.	Place	Overall	Postseason
81-82	9-3	2	23-4	NCAA S16
82-83	13-1	1	31-2	NCAA Champion
83-84	13-1	1	29-4	NCAA Champion
84-85	10-4	2	21-9	NCAA 2nd
85-86	8-0	1	31-5	NCAA FF
86-87	15-3	1	22-8	NCAA 2nd
87-88	15-3	2	22-8	NCAA 2nd
88-89	8-10	T4	12-16	
89-90	6-12	7	8-19	
90-91	11-7	3	18-12	NCAA 2nd
91-92	14-4	2	23-8	NCAA S16
92-93	14-4	2	22-7	NCAA 2nd
93-94	16-2	1	26-4	NCAA E8
94-95	10-8	5	18-10	NCAA 1st
95-96	8-10	T6	13-14	
96-97	13-5	3	20-9	NCAA 2nd
97-98	7-11	6	12-15	
98-99	3-15	T9	7-20	
99-00	10-8	T5	16-14	WNIT 2nd
00-01	8-10	T6	13-15	
01-02	11-7	T4	16-14	WNIT 2nd
02-03	8-10	T5	14-17	
03-04	11-7	T3	15-13	
04-05	12-6	T2	20-11	NCAA 2nd
05-06	11-7	T4	19-12	NCAA 2nd
06-07	10-8	5	17-13	
07-08	10-8	T4	17-13	
08-09	9-9	T4	17-15	
09-10	12-6	3	19-12	
10-11	10-8	4	24-13	WNIT Final
11-12	12-6	3	18-12	
12-13	7-11	7	11-20	
13-14	11-7	5	22-13	NCAA 1st
14-15	7-11	T7	15-15	
15-16	6-12	8	19-13	
16-17	5-13	T9	14-16	
17-18	9-9	7	20-11	

WCAA 1976-85; Pac-West in 1985-86; Pac-12 since 1986.

2017-18 USC STATISTICS

Overall: Overall: 20-11, Pac-12: 9-9/7th • Home: 7-5 • Away: 9-5 • Neutral: 4-1

#	PLAYER	G-GS	MIN-AVG	FG-FGA	FG%	3P-ATT	3P%	FT-FTA	FT%	OFF	DEF	TOT	AVG	PF-D	AST	TO	BLK	STL	PTS-AVG
35	Kristen Simon	31-31	1068-34.5	195-439	.444	10-28	.357	128-170	.753	102	183	285	9.2	91-3	34	60	14	24	528-17.0
	Conference-Only	18-18	649-36.1	117-270	.433	9-21	.429	64-89	.719	66	103	169	9.4	56-2	22	34	8	20	307-17.1
21	Aliyah Mazyck	31-31	1083-34.9	179-448	.400	86-265	.325	67-89	.753	32	134	166	5.4	87-3	49	58	13	81	511-16.5
	Conference-Only	18-18	655-36.4	110-278	.396	50-151	.331	44-60	.733	20	70	90	5.0	53-2	22	37	7	41	314-17.4
03	Minyon Moore	31-31	1200-38.7	125-326	.383	23-88	.261	136-178	.764	28	96	124	4.0	77-0	165	69	11	89	409-13.2
	Conference-Only	18-18	709-39.4	64-180	.356	14-50	.280	70-95	.737	13	57	70	3.9	50-0	103	45	6	54	212-11.8
14	Sadie Edwards	30-30	1115-37.2	147-338	.435	42-143	.294	51-68	.750	13	54	67	2.2	64-1	65	76	22	39	387-12.9
	Conference-Only	17-17	656-38.6	83-196	.423	20-78	.256	29-36	.806	6	26	32	1.9	34-1	27	44	14	24	215-12.6
01	Jordan Adams	31-31	1000-32.3	51-148	.345	24-84	.286	29-37	.784	46	126	172	5.5	69-3	74	47	25	48	155-5.0
	Conference-Only	18-18	601-33.4	30-83	.361	13-48	.271	12-16	.750	22	74	96	5.3	48-3	37	29	16	34	85-4.7
05	Ja'Tavia Tapley	31-0	468-15.1	24-72	.333	7-27	.259	7-12	.583	24	56	80	2.6	45-0	21	24	8	16	62-2.0
	Conference-Only	18-0	264-14.7	11-37	.297	3-15	.200	2-4	.500	16	33	49	2.7	19-0	14	11	6	13	27-1.5
13	Marguerite Effa	25-0	120-4.8	8-13	.615	0-0	.000	7-9	.778	6	18	24	1.0	16-0	1	9	2	4	23-0.9
	Conference-Only	13-0	57-4.4	5-8	.625	0-0	.000	5-5	1.000	5	7	12	0.9	6-0	1	3	1	1	15-1.2
32	Dani Milisic	19-0	90-4.7	7-12	.583	0-0	.000	4-6	.667	2	3	5	0.3	16-0	0	5	1	1	18-0.9
	Conference-Only	9-0	35-3.9	3-6	.500	0-0	.000	1-2	.500	2	0	2	0.2	6-0	0	0	1	0	7-0.8
30	Candela Abejon	24-1	131-5.5	2-18	.111	2-15	.133	1-2	.500	3	12	15	0.6	14-0	1	6	1	7	7-0.3
	Conference-Only	12-1	49-4.1	2-8	.250	2-7	.286	1-2	.500	1	3	4	0.3	4-0	1	2	0	3	7-0.6
TM	TEAM									68	65	133				11			
	Conference-Only									35	33	38				5			
	Total	31	6275	738-1814	.407	194-650	.298	430-571	.753	324	747	1071	34.5	479-10	410	365	97	309	2100-67.7
	Conference-Only	18	3675	425-1066	.399	111-370	.300	228-309	.738	186	406	592	32.9	276-8	227	210	59	190	1189-66.1
	Opponents	31	6275	685-1695	.404	193-585	.330	317-464	.683	308	779	1087	35.1	512-15	395	513	99	175	1880-60.7
	Conference-Only	18	3675	410-968	.424	120-340	.353	202-289	.699	180	475	655	36.4	272-7	243	309	62	109	1142-63.4

QUICK FACTS

Location Salt Lake City, Utah
 Founded 1850
 Enrollment 32,760
 Colors Crimson and White
 Home Court Jon M. Huntsman Center (15,000)
 Press Row Phone (801) 581-6657
 President Ruth V. Watkins
 Faculty Representative Karen Paisley
 Athletics Director Mark Harlan
 Deputy Director/SWA Nona Richardson
 Head Coach Lynne Roberts
 Senior Assoc. AD, Communications Liz Abel
 Asst. Dir./WBB SID Jordie Lindley
 SID Phone: (801) 581-6657
 Email jlindley@huntsman.utah.edu
 Website www.utahutes.com
 All-Time Record 898-429
 First Year 1974-75
 Pac-12 Record 44-84
 Pac-12 Tournament 2-6
 NCAA Record 9-17
 WNIT Record 8-12

TEAM OUTLOOK

- For the second time in head coach Lynn Roberts' tenure, the Utes put up 18 wins and advanced to the WNIT for the third-consecutive season. Utah was on the verge of a breakout season with half of its 14 losses coming by less than 10 points, including two overtime setbacks to USC and UCLA. If even a few of those results had gone the other way, the Utes could have been in the NCAA Tournament conversation.
- Utah returns half its team, including three starters. Among the players not returning is Emily Potter who exhausted her eligibility. Potter was an All-Pac-12 recipient and was one of three scorers averaging double-digits, while posting the second-best rebounding on the team.
- A trio of seniors in **Erika Bean**, **Megan Huff** and **Daneesha Provo** return to lead the Utes and looking to get over the hump and make a return to the Big Dance for the first time since 2011.
- The experience will help the Utes as the Pac-12 continues to be more competitive each season. Bean has an ability to take care of the ball while directing the offense. She was just out of the top 25 in the country in assist-to-turnover ratio (2.43). An All-Pac-12 honoree, Huff is a dual threat, leading the team in scoring, connecting on over 50 percent of her shots, and while being a presence under the basket as the team's leading rebounder. Provo started in half the games she played in and was a reliable threat from long range.
- Seven newcomers, including three transfers, join the Utah squad this season. A graduate student, Sarah Porter comes to Salt Lake City from UC Santa Barbara and is expected to make an immediate impact. She ranked among the top 15 in the Big West in three-point shooting, making her a threat from beyond the arc.

2018-19 UTAH ROSTER

No.	Name	POS	HT	YR	EXP	Hometown/High School (Last School)
0	Kiana Moore	G	5-7	Jr.	2L	Fairfield, Calif./Vanden HS
1	Jordan Cruz	G/F	5-11	R-Fr.	HS	Sacramento, Calif./C.K. McClatchy HS
2	Julie Brosseau	G	5-9	Jr.	2L	Repentigny, Quebec/Montmorency (Maine)
3	Niyah Becker	G/F	6-2	Fr.	HS	Winnipeg, Manitoba/Lincoln Prep
5	Megan Huff	F	6-3	Sr.	3L	Federal Way, Wash./Todd Beamer HS (Hawai'i)
10	Dru Gylten	G	5-11	R-Fr.	HS	Rapid City, S.D./St. Thomas More HS
11	Erika Bean	G	5-8	Sr.	3L	Sacramento, Calif./Bradshaw Christian HS
12	Lola Pendande	F	6-3	Fr.	HS	Almeria, Spain/Ribet Academy
14	Andrea Torres	F	6-2	Fr.	HS	Terrebonne, Quebec/Laval HS/Montmorency CEGEP
21	Maurane Corbin	F	6-5	So.	1L	Saint-Bruno, Quebec/Montmorency CEGEP
23	Daneesha Provo	G/F	6-0	Sr.	3L	Dartmouth, Nova Scotia/Kent School (Clemson)
24	Sarah Porter	G	5-10	Gr.	3L	San Diego, Calif./Horizon Christian (UCSB)
35	Ola Makurat	F	6-3	Jr.	2L	Sierakowice, Poland/Sport Champ. School (Liberty)
44	Dre'una Edwards	G/F	6-2	Fr.	HS	Las Vegas, Nev./Liberty HS

Head Coach: Lynn Roberts (Seattle Pacific 1997), 4th year
Associate Head Coach: Gavin Petersen (Hawai'i Pacific 1999), 4th year
Assistant Coach: Danielle Snelgro (Utah State 2009), 4th year
Assistant Coach: Joanna Reitz (Covenant College 2004), 2nd year

Letterwinners R/L:: 5/5
Newcomers: 7
Starters returning in bold

2018-19 SCHEDULE

Date	Opponent	TV	Time
Nov. 7	at Nevada		6:30 p.m.
Nov. 13	ALABAMA		7 p.m.
Nov. 16	LONG BEACH STATE		7 p.m.
Nov. 19	IDAHO STATE		7 p.m.
Nov. 21	at Eastern Washington		5:05 p.m.
Nov. 26	SEATTLE		7 p.m.
Dec. 1	UTAH VALLEY	P12N	5:30 p.m.
Dec. 8	BYU	P12N	7 p.m.
Dec. 15	WEBER STATE		2 p.m.
D20-21	Duel in the Desert, Las Vegas		
Dec. 20	vs. Florida		1 p.m.
Dec. 21	vs. Hawai'i/UNLV		TBD
Dec. 30	at Colorado*	P12N	1 p.m.
Jan. 4	ARIZONA STATE*	P12N	7 p.m.
Jan. 6	ARIZONA*	P12N	7 p.m.
Jan. 11	at Washington State*	P12N	8 p.m.
Jan. 13	at Washington*	P12N	3 p.m.
Jan. 18	COLORADO*	P12N	7 p.m.
Jan. 25	CALIFORNIA*	P12N	7 p.m.
Jan. 27	STANFORD*		12 p.m.
Feb. 1	at Oregon*	P12N	8 p.m.
Feb. 3	at Oregon State*		1 p.m.
Feb. 8	USC*	P12N	7 p.m.
Feb. 10	UCLA*	P12N	12 p.m.
Feb. 15	at Arizona*		6 p.m.
Feb. 17	at Arizona State*	P12N	2 p.m.
Feb. 22	WASHINGTON*		7 p.m.
Feb. 24	WASHINGTON STATE*		12 p.m.
March 1	at UCLA*		8 p.m.
March 3	at USC*	P12N	1 p.m.
M7-10	Pac-12 Tournament		

MGM Grand Garden Arena, Las Vegas

* Pac-12 Conference game.
 PAC12 indicates game televised on the Pac-12 Networks.
 All times Mountain Standard Time & subject to change.

SERIES RECORDS

Arizona	19-6
Arizona State	11-12
California	7-14
Colorado	16-17
Oregon	9-17
Oregon State	7-17
Stanford	0-23
UCLA	3-13
USC	6-12
Washington	11-13
Washington State	16-6

LYNNE ROBERTS

Head Coach • 4th Year at Utah
Alma Mater: Seattle Pacific, 2001
52-44 (.542) at Utah • Overall: 273-219 (.555, 16 Years)



Took over the Utah helm after a nine-year stint at Pacific, leading the Utes to the postseason the last three seasons ... Voted 2014-15 West Coast Conference Co-Coach of the Year after leading the Tigers to a 20-win season ... Champions an up-tempo type of game, her teams have averaged 71.2 points per game and four-straight postseason appearances, a program-long streak ... Inherited a Pacific squad that won just 11 games combined the previous two seasons before arriving and won the Big West in 2013 ... Won the conference title twice at Division II Chico State.

ROBERTS' RECORD

Year	School	Overall	Conf.	Place/Conf	Year	School	Overall	Conf.	Place/Conf
02-03	Chico State	17-10	15-7	T2/CCAA	14-15	Pacific	21-10	13-3	T3/WCC
03-04	Chico State	17-11	13-9	T4/CCAA	15-16	Utah	18-15	8-10	7/Pac-12
04-05	Chico State	24-8	16-4	1/CCAA	16-17	Utah	16-15	5-13	T9/Pac-12
05-06	Chico State	28-4	18-2	1/CCAA	17-18	Utah	18-14	8-10	8th/Pac-12
06-07	Pacific	22-8	12-2	8/BWC	UTAH Total 52-44 21-33				
07-08	Pacific	14-16	9-7	4/BWC	Div. I Only (12 yrs) 231-144 121-79				
08-09	Pacific	14-16	8-8	4/BWC	Career Total (16 yrs) 273-219 159-125				
09-10	Pacific	23-6	12-4	8/BWC					
10-11	Pacific	22-9	11-5	7/BWC					
11-12	Pacific	18-14	9-7	T3/BWC					
12-13	Pacific	27-8	14-4	1/BWC					
13-14	Pacific	18-13	12-6	3/WCC					

2017-18 RESULTS

Date	Opponent	Score	Hi Pts	Hi Reb
11/10	NEVADA	W, 87-61	(18) Williams	(16) Potter
11/13	at Alabama	L, 60-65	(13) Huff	(8) Huff
11/17	at Weber State	W, 85-58	(20) Huff	(8) Corbin
11/20	PURDUE	W, 81-68	(23) Huff	(9) Huff
11/24	INCARNATE WORD	W, 90-31	(21) Potter	(8) Huff
11/27	UT ARLINGTON	W, 71-41	(16) Potter	(11) Potter
12/2	SAINT MARY'S (Calif.)	W, 74-63	(17) Provo	(6) Huff
12/5	PEPPERDINE	W, 89-65	(16) Huff	(12) Huff
12/9	at Brigham Young	L, 68-77	(19) Huff	(12) Huff
12/18	at Utah State	W, 79-44	(17) Clark	(9) Potter
12/21	ORAL ROBERTS	W, 71-50	(13) Potter	(9) Potter/Huff
12/29	ARIZONA*	W, 89-55	(24) Provo	(13) Huff
12/31	ARIZONA STATE*	L, 81-83	(22) Huff	(10) Bocclair
1/05	at Washington*	W, 74-65	(20) Provo	(7) Bocclair
1/7	at Washington State*	W, 81-79	(22) Provo	(9) Provo
1/12	UCLA*	L, 74-81	(17) Huff	(10) Huff
1/14	USC*	L, 47-58	(10) Huff	(11) Potter
1/19	at Arizona State*	W, 58-56	(16) Huff	(14) Huff
1/21	at Arizona*	W, 80-56	(17) Huff	(9) Huff
1/26	OREGON STATE*	L, 58-69	(26) Huff	(6) Huff
1/28	OREGON*	L, 68-84	(19) Provo	(8) Bocclair
2/1	COLORADO*	L, 65-69	(18) Huff	(13) Huff
2/4	at Colorado*	W, 78-74	(21) Huff	(9) Huff
2/9	at Stanford*	L, 49-70	(14) Provo	(9) Potter
2/11	at California*	L, 73-84	(27) Huff	(7) Potter
2/16	WASHINGTON STATE*	W, 54-50	(16) Potter	(7) Potter
2/18	WASHINGTON*	W, 81-46	(29) Williams	(16) Potter
2/22	at USC*	Lot, 52-53	(20) Potter	(15) Potter
2/24	at UCLA*	Lot, 71-78	(24) Potter	(9) Potter
3/1	vs Colorado ^{P12}	L, 56-66	(12) Bocclair	(7) Potter
3/15	UNLV ^{WNIT}	W, 78-68	(17) Huff	(9) Huff
3/18	at Kansas State ^{WNIT}	L, 57-74	(23) Huff	(9) Huff/Clark

* Pac-12 game; P12 indicates Pac-12 Tournament game; WNIT indicates WNIT Tournament game.

YEAR-BY-YEAR RECORD (SINCE 1981-82)

Year	Conf.	Place	Overall	Postseason
81-82	7-3		18-11	
82-83	11-1		22-7	NCAA 1st
83-84	9-3		19-12	WNIT
84-85	8-4		16-12	
85-86	11-1		21-8	NCAA 1st
86-87	10-2		20-7	
87-88	9-1		19-9	
88-89	9-1		24-6	NCAA 1st
89-90	6-4		20-10	NCAA 1st
90-91	9-3		20-10	NCAA 1st
91-92	10-4		22-8	
92-93	9-5		19-10	
93-94	9-5		12-14	
94-95	12-2		23-7	NCAA 2st
95-96	12-2		21-8	NCAA 1st
96-97	15-1		25-6	NCAA 2nd
97-98	11-3		21-6	NCAA 1st
98-99	12-2		21-7	WNIT 1st
99-00	11-3	1	23-8	NCAA 1st
00-01	14-0	1	28-4	NCAA S16
01-02	8-6	5	15-12	
02-03	12-2	1	24-7	NCAA 2nd
03-04	12-2	T1	24-7	
04-05	12-2	T1	26-8	NCAA 2nd
05-06	12-4	2	27-7	NCAA E8
06-07	10-6	5	19-14	WNIT 1st
07-08	16-0	1	27-5	NCAA 1st
08-09	13-3	T1	23-10	NCAA 2nd
09-10	10-6	T3	23-12	WNIT 2nd
10-11	7-9	T4	18-17	NCAA 1st
11-12	8-10	T7	16-16	WNIT 2nd
12-13	8-10	6	23-14	WNIT Final
13-14	4-14	11	12-19	
14-15	3-15	T11	9-21	
15-16	8-10	7	18-15	WNIT 3rd
16-17	5-13	T9	16-15	WNIT 1st
17-18	8-10	8	18-15	WNIT 2nd

IAC from 1974-82; HCAC from 1982-89; Western Athletic from 1990-99; Mountain West from 1999-2011; Pac-12 since 2012

2017-18 UTAH STATISTICS

Overall: Overall: 18-14, Pac-12: 8-10/8th • Home: 11-6 • Away: 7-7 • Neutral: 0-1

#	PLAYER	G-GS	MIN-AVG	FG-FGA	FG%	3P-ATT	3P%	FT-FTA	FT%	OFF	DEF	TOT	AVG	PF-D	AST	TO	BLK	STL	PTS-AVG
05	Megan Huff	30-29	778-25.9	168-330	.509	28-73	.384	76-99	.768	84	150	234	7.8	81-3	42	68	26	24	440-14.7
	Conference-Only...	16-16	423-26.4	94-178	.528	13-37	.351	43-57	.754	42	82	124	7.8	46-3	22	44	11	8	244-15.3
23	Daneesha Provo	28-14	711-25.4	117-244	.480	44-109	.404	65-82	.793	29	63	92	3.3	60-2	28	45	8	20	343-12.3
	Conference-Only...	15-14	448-29.9	69-148	.466	25-60	.417	45-55	.818	20	37	57	3.8	38-2	15	29	2	11	208-13.9
12	Emily Potter	32-31	822-25.7	157-321	.489	2-7	.286	71-98	.724	71	164	235	7.3	80-2	23	79	55	24	387-12.1
	Conference-Only...	18-17	495-27.5	89-181	.492	1-4	.250	37-52	.712	33	99	132	7.3	44-1	15	47	35	17	216-12.0
02	Tori Williams	31-27	916-29.5	93-252	.369	64-187	.342	33-42	.786	10	76	86	2.8	51-0	73	38	4	27	283-9.1
	Conference-Only...	17-15	506-29.8	47-116	.405	32-81	.395	16-21	.762	2	43	45	2.6	31-0	34	23	3	9	142-8.4
24	Tilar Clark	32-21	769-24.0	79-210	.376	22-82	.268	55-84	.655	37	85	122	3.8	59-2	31	43	17	31	235-7.3
	Conference-Only...	18-7	430-23.9	42-121	.347	8-42	.190	31-52	.596	20	41	61	3.4	33-1	22	28	7	20	123-6.8
32	Tanaeya Bocclair	32-5	681-21.3	78-191	.408	6-25	.240	54-69	.783	34	93	127	4.0	42-0	56	53	7	18	216-6.8
	Conference-Only...	18-2	371-20.6	34-95	.358	2-8	.250	34-44	.773	17	62	79	4.4	21-0	26	30	4	12	104-5.8
11	Erika Bean	32-32	918-28.7	60-155	.387	12-43	.279	30-41	.732	17	89	106	3.3	59-2	163	67	13	45	162-5.1
	Conference-Only...	18-18	522-29.0	39-104	.375	7-27	.259	14-21	.667	10	45	55	3.1	35-1	89	43	5	23	99-5.5
13	Megan Jacobs	29-0	390-13.4	36-84	.429	10-32	.313	31-44	.705	9	46	55	1.9	32-0	46	43	2	16	113-3.9
	Conference-Only...	17-0	224-13.2	16-47	.340	5-18	.278	17-27	.630	6	31	37	2.2	20-0	25	30	1	9	54-3.2
00	Kiana Moore	27-0	193-7.1	20-56	.357	5-23	.217	7-11	.636	7	10	17	0.6	23-0	13	26	0	6	52-1.9
	Conference-Only...	15-0	100-6.7	8-31	.258	3-15	.200	2-3	.667	3	7	10	0.7	9-0	3	12	0	1	21-1.4
25	Maurane Corbin	31-1	272-8.8	22-42	.524	0-0	.000	4-11	.364	16	45	61	2.0	33-0	7	17	7	7	48-1.5
	Conference-Only...	17-1	131-7.7	11-21	.524	0-0	.000	0-1	.000	11	17	28	1.6	13-0	2	8	5	1	22-1.3
TM	TEAM									77	71	148				14			
	Conference-Only...									38	85	4.7	0		11				0
	Total	32	6450	830-1885	.440	193-581	.332	426-581	.733	391	892	1283	40.1	520-11	482	493	139	218	2279-71.2
	Conference-Only...	18	3650	449-1042	.431	96-292	.329	239-333	.718	210	509	719	39.9	290-8	253	302	73	111	1233-68.5
	Opponents.....	32	6450	754-1894	.398	170-507	.335	363-514	.706	316	737	1053	32.9	565-11	351	446	142	252	2041-63.8
	Conference-Only...	18	3650	450-1116	.403	110-296	.372	200-279	.717	192	422	614	34.1	316-5	218	227	92	156	1210-67.2

QUICK FACTS

Location Seattle, Wash.
 Founded 1861
 Enrollment 46,081
 Colors Purple & Gold
 Home Court Alaska Airlines (10,000)
 Press Row Phone (206) 543-2230
 President Ana Mari Cauce
 Faculty Rep Frank Hodge
 Athletic Director Jennifer Cohen
 Senior Assoc. AD/SWA Erin O'Connell
 Head Coach Jody Wynn
 Communications Dir. Jeff Bechthold
 Asst. Dir./WBB SID Jeff Hoffman
 Office/Fax (206) 543-2230/543-5000
 Cell (562) 305-8256
 Email jhoff2@uw.edu
 Website www.gohuskies.com
 All-Time Record 779-478
 First Year 1974-75
 Pac-12 Record 321-237
 Pac-12 Tournament 9-16
 NCAA Record 21-19
 WNIT Record 11-6
 WBI Record 1-1

TEAM OUTLOOK

- The Huskies look to build off last season's rebuilding campaign which opened the season no starters returning, a new head coach at the helm and lost 85 percent of its scoring and rebounds from the previous year. This time, four starters are back for 2018-19 and a full roster with 12 players, including two seniors, for a team that is looking to make improvements.
- Guard **Amber Melgoza** broke out for a career season last year, earning All-Pac-12 honors. The junior was second in the Pac-12 in scoring, less than a point per game behind All-American Sabrina Ionescu. She is an efficient shooter, a threat from long range and solid from the free throw line. She led the team in scoring in every game except two from Dec. 3 until the end of the season.
- Redshirt senior **Jenna Moser** returns for a fifth season. She was the only player on the team last year to start every game and is back as the team's top distributor, and was among the top 10 in three-point shooting.
- Moser also led the team in steals, an area where the Huskies thrived. Fifth in the Pac-12 in steals per game, the team averaged the third-most steals per game as seven different players recorded at least 20 steals.
- Junior **Mai-Loni Henson** and senior **Hannah Johnson** are also back to help lead the young squad. Johnson was the team's top rebounder from last season.
- Three newcomers join the squad that could make an immediate impact, including **Haley Van Dyke**, a versatile post with scoring potential, **T.T. Watkins** who was ranked top 15 at her position, and **Darcy Rees**, an Australian product who's international experience will benefit the Huskies.
- Washington will be tested in non-conference play, facing top teams in Duke, Ohio State and Mississippi State, the 2018 NCAA runner-up, which will help it prepare for the challenges in league play.

2018-19 WASHINGTON ROSTER

No.	Name	POS	HT	YR	EXP	Hometown/High School (Last School)
1	Hannah Johnson	F	6-1	R-Sr.	3L	Los Angeles, Calif./Bishop Alemany HS
3	Mai-Loni Henson	F	6-1	Jr.	2L	San Diego, Calif./La Jolla Country Day
4	Amber Melgoza	G	5-10	Jr.	2L	Santa Barbara, Calif./Santa Barbara HS
12	Montana Hagstrom	G	5-7	R-So.	TR	Bellevue, Wash./Sammamish HS (Bellevue Coll.)
15	Haley Van Dyke	F	6-0	Fr.	HS	Moraga, Calif./Campolindo HS
20	Khayla Rooks	F	6-1	So.	1L	San Marcos, Calif./Mission Hills HS
24	Jenna Moser	G	5-6	R-Sr.	3L	Colton, Wash./Colton HS
25	T.T. Watkins	G	5-11	Fr.	HS	Walnut, Calif./Walnut HS
32	Gigi Garcia	F	6-2	R-So.	HS	Sacramento, Calif./C.K. McClatchy HS
35	Alexis Griggsby	G	5-9	So.	1L	Northridge, Calif./Sierra Canyon HS
44	Missy Peterson	G	5-11	So.	1L	Edmonds, Wash./Edmonds Woodway HS
53	Darcy Rees	F	6-4	Fr.	HS	Adelaide, South Australia, Australia/Adelaide

Head Coach: Jody Wynn (USC 1996), 2nd year
Assistant Coach: Derek Wynn (Cal State Fullerton 2016), 2nd year
Assistant Coach: Michelle Augustavo (Washington 2009), 2nd year
Assistant Coach: Paul Reed (Langston Univ. [Okla.] 1995), 2nd year

Letterwinners R/L: 7/3
Newcomers: 3
Starters returning in bold

2018-19 SCHEDULE

Date	Opponent	TV	Time
Nov. 8	CAL STATE FULLERTON		7 p.m.
Nov. 11	NORTHERN ARIZONA		2 p.m.
Nov. 18	at Tulane		2 p.m.
N23-25	at Gulf Coast Showcase, Estero, Fla.		
Nov. 23	vs. Duke		10:30 a.m.
Nov. 24	vs. TBD		TBD
Nov. 25	vs. TBD		TBD
Nov. 30	at Seattle		6 p.m.
Dec. 2	GEORGE MASON	P12N	12 p.m.
Dec. 5	OHIO STATE	P12N	8 p.m.
D15-16	Husky Classic, Seattle		
Dec. 15	MONTANA		1 p.m.
Dec. 20	MISSISSIPPI STATE		7 p.m.
Dec. 30	WASHINGTON STATE*	P12N	2 p.m.
Jan. 4	at Oregon*	P12N	6 p.m.
Jan. 6	at Oregon State*		2 p.m.
Jan. 11	COLORADO*	P12N	7 p.m.
Jan. 13	UTAH*	P12N	2 p.m.
Jan. 18	at Stanford*	P12N	7 p.m.
Jan. 20	at California*	P12N	2 p.m.
Jan. 25	OREGON STATE*	P12N	8 p.m.
Jan. 27	OREGON*	P12N	2 p.m.
Feb. 1	at USC*		7 p.m.
Feb. 3	at UCLA*		TBD
Feb. 7	ARIZONA*		7 p.m.
Feb. 9	ARIZONA STATE*		2 p.m.
Feb. 15	at Washington State*	P12N	7 p.m.
Feb. 22	at Utah*		6 p.m.
Feb. 24	at Colorado*		12 p.m.
March 1	CALIFORNIA*		7 p.m.
March 3	STANFORD*	P12N	2 p.m.
M7-10	Pac-12 Tournament		
	MGM Grand Garden Arena, Las Vegas		

* Pac-12 Conference game.
 PAC12 indicates game televised on the Pac-12 Networks.
 All times Pacific Standard Time & subject to change.

SERIES RECORDS

Arizona	42-22
Arizona State	31-33
California	46-24
Colorado	12-10
Oregon	49-47
Oregon State	54-39
Stanford	17-49
UCLA	32-31
USC	37-29
Utah	13-11
Washington State	72-14

JODY WYNN

Head Coach • 2nd Year at Washington
Alma Mater: USC, 1996
7-23 (.233) at Washington • Overall: 144-142 (.500, 9 years)



Named head coach of the Huskies on April 14, 2017 ... Eight years at Long Beach State, leading the 49ers to three-consecutive 20-win seasons, a NCAA Tournament berth and a Big West Tournament title ... Her teams also advanced to the WNIT three times ... 24 wins in 2015-16 were the most for the program since 1991 ... Coached 16 All-Big West selections, one Big West Freshman of the Year and a Big West Defensive Player of the Year ... Also spent five seasons as an assistant coach at USC, helping the Trojans to the Pac-12 Championship game, and eight at Pepperdine.

WYNN'S RECORD

Year	School	Overall	Conf.	Place/Conf
09-10	Long Beach St.	13-17	9-7	4/Big West
10-11	Long Beach St.	8-23	6-10	6/Big West
11-12	Long Beach St.	14-18	7-9	7/Big West
12-13	Long Beach St.	16-16	9-9	5/Big West
13-14	Long Beach St.	17-15	8-8	6/Big West
14-15	Long Beach St.	22-10	9-7	4/Big West
15-16	Long Beach St.	24-9	12-4	2/Big West
16-17	Long Beach St.	23-11	12-4	2/Big West
17-18	Washington	7-23	1-17	12/Pac-12
WASH Total (1 yr)		7-23	1-17	
Career Total (8 yrs)		144-142	64-75	

2017-18 RESULTS

Date	Opponent	Score	Hi Pts	Hi Reb
11/12	IDAHO STATE	L, 59-79	(11) Collier	(5) Rooks/Semebene
11/15	BRIGHAM YOUNG	W, 80-72	(20) Melgoza	(8) Melgoza
11/19	at Ohio State	L, 76-85	(15) Collier/Rooks	(10) Melgoza/Semebene
11/24	vs Creighton	W, 67-64	(17) Henson	(9) Henson
11/25	vs Texas	L, 68-92	(12) Melgoza	(6) Wieburg
12/1	at Idaho	W, 81-69	(21) Moser	(7) Melgoza
12/3	PORTLAND	W, 93-67	(14) Melgoza/Henson	(10) Henson
12/7	at Boise State	L, 62-85	(14) Melgoza	(6) Semebene
12/10	GRAND CANYON	W, 79-65	(18) Melgoza	(11) Semebene
12/17	vs North Carolina	L, 78-90	(25) Melgoza	(4) Melgoza/Johnson
12/20	SEATTLE	Wot, 84-76	(26) Melgoza	(10) Rooks
12/29	at Oregon State*	L, 63-75	(19) Melgoza	(7) Henson
12/31	at Oregon*	L, 83-94	(31) Melgoza	(8) Melgoza
1/5	UTAH*	L, 65-74	(21) Melgoza	(5) Wieburg
1/7	COLORADO*	L, 61-66	(28) Melgoza	(9) Johnson
1/12	at California*	L, 60-69	(15) Melgoza	(11) Johnson
1/14	at Stanford*	L, 45-71	(14) Moser	(5) Johnson
1/17	at Washington State*	L, 75-78	(22) Melgoza	(16) Johnson
1/21	WASHINGTON STATE*	W, 56-49	(14) Melgoza	(17) Johnson
1/26	UCLA*	L, 69-86	(20) Melgoza	(14) Johnson
1/28	USC*	L, 61-72	(25) Melgoza	(4) Johnson
2/2	at Arizona State*	L, 41-61	(13) Melgoza	(4) Henson
2/4	at Arizona*	L, 70-72	(17) Moser	(10) Henson
2/9	OREGON*	L, 63-76	(21) Melgoza	(10) Johnson
2/11	OREGON STATE*	L, 57-95	(18) Melgoza	(8) Melgoza
2/16	at Colorado*	L, 56-76	(15) Melgoza	(9) Johnson
2/18	at Utah*	L, 46-81	(27) Melgoza	(6) Melgoza
2/23	STANFORD*	L, 79-86	(40) Melgoza	(5) Griggsby
2/25	CALIFORNIA*	L, 67-83	(24) Melgoza	(4) Johnson/Henson/Melgoza/ (4) Moser/Griggsby
3/1	vs California ^{P12}	L, 68-71	(30) Melgoza	(4) Melgoza/Wieburg

* Pac-12 game; P12 indicates Pac-12 Tournament game.

YEAR-BY-YEAR RECORD (SINCE 1981-82)

Year	Conf.	Place	Overall	Postseason
81-82	0-4	3	16-10	
82-83	7-5	4	15-12	
83-84	8-4	4	17-8	
84-85	11-0	1	26-2	
85-86	10-2	1	24-6	
86-87	14-4	2	23-7	NCAA 2nd
87-88	16-2	1	25-5	NCAA 2nd
88-89	15-3	2	23-10	NCAA 2nd
89-90	17-1	T1	28-3	NCAA E8
90-91	15-3	2	24-5	NCAA 2nd
91-92	9-9	6	17-11	
92-93	11-7	3	17-12	NCAA 2nd
93-94	12-6	4	21-8	NCAA 2nd
94-95	13-5	2	25-9	NCAA S16
95-96	10-8	T3	16-13	
96-97	12-6	T4	17-11	NCAA 1st
97-98	9-9	T5	18-10	NCAA 1st
98-99	11-7	5	16-13	WNIT 2nd
99-00	4-14	9	8-22	
00-01	12-6	T1	22-10	NCAA E8
01-02	12-6	T2	19-12	WNIT QF
02-03	13-5	T2	22-8	NCAA 1st
03-04	9-9	6	18-13	WNIT 2nd
04-05	9-9	7	14-16	
05-06	11-7	T4	19-11	NCAA 2nd
06-07	11-7	4	18-13	NCAA 1st
07-08	8-10	6	13-18	
08-09	3-15	10	8-22	
09-10	7-11	T6	13-18	WBI 2nd
10-11	6-12	T7	11-17	
11-12	8-10	T7	20-14	WNIT QF
12-13	11-7	5	21-12	WNIT 2nd
13-14	10-8	6	20-14	WNIT QF
14-15	11-7	5	23-10	NCAA 1st
15-16	11-7	5	26-11	NCAA FF
16-17	15-3	T2	29-6	NCAA S16
17-18	1-17	12	7-23	

NWBL from 1977-82; NorPac from 1982-86; Pac-12 since 1986.

2017-18 WASHINGTON STATISTICS

Overall: Overall: 7-23, Pac-12: 1-17/12th • Home: 5-9 • Away: 1-11 • Neutral: 1-3

#	PLAYER	G-GS	MIN-AVG	FG-FGA	FG%	3P-ATT	3P%	FT-FTA	FT%	OFF	DEF	TOT	AVG	PF-D	AST	TO	BLK	STL	PTS-AVG
04	Amber Melgoza	30-25	825-27.5	203-473	.429	48-128	.375	116-149	.779	39	87	126	4.2	65-0	68	71	5	35	570-19.0
	Conference-Only...	18-16	517-28.7	128-293	.437	30-72	.417	85-111	.766	19	51	70	3.9	44-0	39	50	1	22	371-20.6
03	Mai-Loni Henson	30-23	794-26.5	95-273	.348	42-130	.323	49-68	.721	39	81	120	4.0	45-0	52	64	8	35	281-9.4
	Conference-Only...	18-14	497-27.6	52-154	.338	27-80	.338	15-22	.682	20	43	63	3.5	25-0	29	38	8	14	146-8.1
24	Jenna Moser	30-30	926-30.9	83-203	.409	54-137	.394	40-58	.690	32	64	96	3.2	70-1	78	81	1	55	260-8.7
	Conference-Only...	18-18	571-31.7	51-130	.392	31-85	.365	22-31	.710	23	31	54	3.0	44-1	43	55	0	34	155-8.6
01	Hannah Johnson	30-24	728-24.3	88-228	.386	20-73	.274	36-52	.692	56	106	162	5.4	53-0	21	48	3	27	232-7.7
	Conference-Only...	18-17	508-28.2	59-154	.383	15-53	.283	22-32	.688	39	81	120	6.7	25-0	9	26	3	23	155-8.6
11	Kierra Collier	25-14	541-21.6	62-180	.344	12-63	.190	29-48	.604	16	22	38	1.5	77-3	52	44	1	25	165-6.6
	Conference-Only...	14-9	299-21.4	26-81	.321	6-27	.222	12-23	.522	5	11	16	1.1	42-1	27	19	1	13	70-5.0
22	Khayla Rooks	28-7	543-19.4	48-129	.372	26-81	.321	17-23	.739	21	56	77	2.8	35-0	30	26	3	16	139-5.0
	Conference-Only...	17-4	310-18.2	25-76	.329	13-49	.265	3-6	.500	12	28	40	2.4	26-0	18	15	1	11	66-3.9
35	Alexis Griggsby	30-4	530-17.7	58-159	.365	23-81	.284	11-15	.733	32	28	60	2.0	37-0	21	20	0	29	150-5.0
	Conference-Only...	18-3	312-17.3	26-87	.299	14-48	.292	2-2	1.000	15	16	31	1.7	21-0	9	15	0	16	68-3.8
44	Missy Peterson	18-1	288-16.0	24-47	.511	10-23	.435	1-2	.500	5	28	33	1.8	35-1	19	19	0	16	59-3.3
	Conference-Only...	7-0	108-15.4	2-12	.167	1-7	.143	0-0	.000	0	10	10	1.4	9-0	3	6	0	4	5-0.7
02	Fapou Semebene	25-8	361-14.4	31-105	.295	2-17	.118	12-33	.364	55	49	104	4.2	42-0	12	30	14	22	76-3.0
	Conference-Only...	14-1	165-11.8	13-49	.265	1-7	.143	6-16	.375	22	21	43	3.1	22-0	3	11	4	9	33-2.4
42	Mackenzie Wieburg	30-14	514-17.1	28-85	.329	17-58	.293	7-9	.778	23	40	63	2.1	59-1	31	28	0	19	80-2.7
	Conference-Only...	18-8	338-18.8	17-53	.321	11-39	.282	3-4	.750	13	24	37	2.1	29-0	19	15	0	10	48-2.7
TM	TEAM									56	51	107							
	Conference-Only...									34	28	62							
	Total	30	6050	720-1882	.383	254-791	.321	318-457	.696	374	612	986	32.9	518-6	384	442	35	279	2012-67.1
	Conference-Only	18	3625	399-1089	.366	149-467	.319	170-247	.688	202	344	546	30.3	287-2	199	258	18	156	1117-62.1
	Opponents	30	6050	854-1776	.481	242-644	.376	329-466	.706	364	836	1200	40.0	478-10	540	534	134	215	2279-76.0
	Conference-Only	18	3625	516-1065	.485	148-375	.395	184-259	.710	230	511	741	41.2	283-5	338	303	95	129	1364-75.8

QUICK FACTS

Location Pullman, Wash.
 Founded 1890
 Enrollment 20,286
 Colors Crimson & Gray
 Home Court Beasley Coliseum (11,671)
 Press Row Phone (509) 335-2684
 President Kirk H. Schulz
 Faculty Rep Nancy Swanger
 Director of Athletics Pat Chun
 Associate AD/SWA Anne McCoy
 Head Coach Kamie Ethridge
 Sports Information Director Bill Stevens
 Asst. Dir./WBB SID Ben Laskey
 Office/Fax (509) 335-0265/335-0267
 Cell (209) 608-2173
 Email ben.laskey@wsu.edu
 Website www.wsucougars.com
 All-Time Record 524-772
 First Year 1970-71
 Pac-12 Record 147-430
 Pac-12 Tournament 4-15
 NCAA Record 0-1
 WNIT Record 4-3

TEAM OUTLOOK

- The Cougs welcome a new head coach to Pullman as **Kamie Ethridge** takes over the helm after four successful seasons at the Northern Colorado sideline. Ethridge is considered among the best players in women's basketball history, winning the sport's top honors as a player and earning a spot in the Women's Basketball Hall of Fame.
- Ethridge's knowledge will be extremely valuable as she prepares and guides the 2018-19 Cougs. She has the benefit of welcoming back three talented starters, including **Borislava Hristova** who was an All-Pac-12 selection last year as a redshirt sophomore and as a freshman. She has been plagued by injuries in the last two seasons, but still managed to record the third-best scoring average in the Pac-12 last season. Her leadership will be key on a roster that is short on depth and high on youth.
- Seniors **Maria Kostourkova** and **Alexys Swedlund** are the two lone seniors on the squad. Kostourkova had a big presence in the paint as one of the top shot blockers in the Conference and Swedlund was a threat from long range.
- Of the 11 players on the roster, five are freshmen or redshirt freshmen, including **Chanelle Molina**'s sisters **Celena** and **Cherilyn**, which brings a unique dynamic to the squad. Chanelle came back from a season-ending injury to earn a spot in the starting lineup. The trio were their home state's top talents with Cherilyn garnering Gatorade Player of the Year honors twice.
- WSU has significant losses in Pinelopi Pavlopoulou, Louise Brown, Nike McClure and Caila Hailey. With many roles left to be filled, WSU's success will hinge on how quickly the veterans take to Ethridge's system and how quickly the newcomers can acclimate to the collegiate game.

2018-19 WASHINGTON STATE ROSTER

No.	Name	POS	HT	YR	EXP	Hometown/High School (Last School)
2	Michaela Jones	G	5-10	Fr.	HS	Wymore, Neb./Beatrice HS
10	Johanna Muzet	G	6-0	Jr.	2L	Lyon, France
11	Chanelle Molina	G	5-9	Jr.	2L	Kailua Kona, Hawai'i/Konawaena HS
13	Shir Levy	G	5-11	Fr.	HS	Ness Ziona, Israel/Gimnasia-Yealit
15	Ula Motuga	F	6-0	Fr.	HS	Logan, Australia/Canterbury College
20	Maria Kostourkova	C	6-4	Sr.	3L	Lisbon, Portugal/E.S.P.J.A.L.
22	Celena Molina	G	5-9	RS-Fr.	HS	Kailua Kona, Hawai'i/Konawaena HS
23	Alexys Swedlund	G	5-11	Sr.	3L	Rapid City, S.D./St. Thomas More HS
33	Cherilyn Molina	G	5-6	Fr.	HS	Kailua Kona, Hawai'i/Konawaena HS
41	Jovana Subasić	F	6-4	R-So.	1L	Šabac, Serbia
45	Borislava Hristova	F	6-0	R-Jr.	2L	Varna, Bulgaria

Head Coach: Kamie Ethridge (Texas 1986), 1st year
Associate Head Coach: Laurie Koehn (Kansas State 2005), 1st year
Assistant Coach: Jackie Nared (Saint Mary's [Calif.] 2014), 1st year

Letterwinners R/L: 6/5
Newcomers: 4
Starters returning in bold

2019 SCHEDULE

Date	Opponent	TV	Time
Nov. 6	UTAH STATE		7 p.m.
Nov. 11	SAINT MARY'S (Calif.)		1 p.m.
Nov. 16	NEBRASKA		7 p.m.
Nov. 18	UC DAVIS		1 p.m.
N23-24	at Warner Center Thanksgiving Classic, Northridge, Calif.		
Nov. 23	at CS Northridge		7:30 p.m.
Nov. 24	vs TBD		TBD
Nov. 29	SAN FRANCISCO		7 p.m.
Dec. 1	BOISE STATE		1 p.m.
Dec. 9	at Gonzaga		TBD
D19-20	at Duel in the Desert, Las Vegas		
Dec. 19	vs. Kansas		2:30 p.m.
Dec. 20	vs. Northwestern/Wichita State		TBD
Dec. 30	at Washington*	P12N	2 p.m.
Jan. 4	at Oregon State*	P12N	7 p.m.
Jan. 6	at Oregon*	P12N	3 p.m.
Jan. 11	UTAH*	P12N	7 p.m.
Jan. 13	COLORADO*	P12N	12 p.m.
Jan. 18	at California*		11:30 a.m.
Jan. 20	at Stanford*	P12N	12 p.m.
Jan. 25	OREGON*	P12N	7 p.m.
Jan. 27	OREGON STATE*	P12N	12 p.m.
Feb. 1	at UCLA*		TBD
Feb. 3	at USC*		2 p.m.
Feb. 7	ARIZONA STATE*		7 p.m.
Feb. 9	ARIZONA*	P12N	12 p.m.
Feb. 15	WASHINGTON*	P12N	7 p.m.
Feb. 22	at Colorado*		6 p.m.
Feb. 24	at Utah*		11 a.m.
March 1	STANFORD*	P12N	7 p.m.
March 3	CALIFORNIA*	P12N	12 p.m.
M7-10	Pac-12 Tournament		

MGM Grand Garden Arena, Las Vegas

* Pac-12 Conference game.
 PAC12 indicates game televised on the Pac-12 Networks.
 All times Pacific Standard Time & subject to change.

SERIES RECORDS

Arizona	27-35
Arizona State	18-44
California	23-43
Colorado	8-5
Oregon	19-63
Oregon State	30-53
Stanford	0-61
UCLA	8-53
USC	16-46
Utah	6-14
Washington	20-72

KAMIE ETHRIDGE

Head Coach • 1st Year at Washington State
Alma Mater: Texas, 1986
0-0 (.000) at Washington State • Overall: 83-44 (.654, 4 Years)



Named head coach of the Cougars after leading Northern Colorado to the 2018 NCAA Tournament and a school-record 26 games, the third 20-win campaign in four seasons ... Big Sky Coach of the Year in 2018 ... Inducted to the Women's Basketball Hall of Fame in 2002 ... Spent 18 seasons at Kansas State as an assistant coach, helping the team to nine NCAA Tournaments and two Big 12 titles ... Two-time All-American as a player, winning the Wade Trophy, Honda Broderick Cup and Frances Pomeroy Player of the Year award in 1986.

ETHRIDGE'S RECORD

Year	School	Overall	Conf.	Place/Conf
14-15	Northern Colorado	22-13	12-6	T3rd/Big Sky
15-16	Northern Colorado	13-16	8-10	T8th/Big Sky
16-17	Northern Colorado	22-8	14-4	3rd/Big Sky
17-18	Northern Colorado	26-7	15-3	1st/Big Sky
WSU Total	First Year			
Career Total (4 yrs)		83-44	49-23	

2017-18 RESULTS

Date	Opponent	Score	Hi Pts	Hi Reb
11/10	at UC Davis	L, 76-91	(19) Hristova	(11) Brown
11/12	at Saint Mary's (Calif.)	L, 75-81	(20) Swedlund	(5) Brown
11/15	at San Francisco	W, 74-70	(20) Hristova	(12) McClure
11/19	KENTUCKY	L, 68-73	(25) Hristova	(8) Washington
11/24	vs South Florida	L, 45-82	(9) Brown	(5) Subasic
11/25	vs East Tennessee State	W, 80-76	(20) Hristova	(9) Brown
11/26	vs Rutgers	W, 63-60	(17) Hristova	(9) Kostourkova
12/1	IDAHO STATE	W, 72-55	(16) Hristova	(11) Brown
12/4	SAINT LOUIS	W, 85-63	(21) Hristova	(7) Brown
12/6	GONZAGA	L, 56-64	(13) Hristova	(8) Hristova
12/18	at Boise State	W, 61-53	(13) Hristova	(10) Brown
12/22	at Nebraska	W, 73-61	(16) Hristova/Swedlund	(12) Brown
12/29	at Oregon*	L, 56-89	(12) Brown	(7) Washington
12/31	at Oregon State*	L, 53-71	(17) Molina	(5) Washington
1/5	COLORADO*	W, 89-75	(36) Hristova	(8) Brown
1/7	UTAH*	W, 79-81	(29) Hristova	(7) McClure
1/12	at Stanford*	L, 57-70	(19) Molina	(7) McClure
1/14	at California*	L, 60-66	(25) Hristova	(7) McClure/Brown
1/17	WASHINGTON*	Wot, 78-75	(25) Hristova	(16) McClure
1/21	at Washington*	L, 49-56	(17) Molina	(11) Brown
1/26	USC*	L, 72-73	(16) Hristova	(8) Brown
1/28	UCLA*	L, 71-79	(25) Hristova	(6) Washington/McClure
2/2	at Arizona*	W, 78-60	(17) Hristova	(10) Brown
2/4	at Arizona State*	L, 51-77	(15) Hristova	(4) Kostourkova
2/9	OREGON STATE*	Lot, 61-63	(21) Hristova	(7) Washington
2/11	OREGON*	L, 79-90	(22) Hristova	(4) Pavlopoulou/Hristova/ (4) Kostourkova
2/16	at Utah	L, 50-54	(18) Hristova	(12) McClure
2/18	at Colorado	L, 69-72	(14) Swedlund	(8) McClure
2/23	CALIFORNIA	L, 54-67	(19) Swedlund	(5) Washington/Brown
3/1	vs USC ^{P12}	L, 44-47	(12) McClure	(5) Washington/Hristova

* Pac-12 game; P12 indicates Pac-12 Tournament game.

YEAR-BY-YEAR RECORD (SINCE 1981-82)

Year	Conf.	Place	Overall	Postseason
81-82	8-7	T2	15-14	
82-83	1-11	9	5-22	
83-84	2-10	T8	7-18	
84-85	3-8	6	9-17	
85-86	4-8	5	11-17	
86-87	2-16	10	10-18	
87-88	6-12	T6	11-17	
88-89	6-12	T8	13-15	
89-90	9-9	T4	17-11	
90-91	10-8	T4	18-11	NCAA 1st
91-92	5-13	8	12-15	
92-93	3-15	T9	7-20	
93-94	3-15	8	8-19	
94-95	9-9	6	16-11	
95-96	8-10	T6	17-12	
96-97	4-14	8	10-17	
97-98	6-12	T7	12-15	
98-99	5-13	8	11-16	
99-00	1-17	10	4-24	
00-01	6-12	9	11-17	
01-02	0-18	10	2-27	
02-03	1-17	10	2-26	
03-04	2-16	10	6-22	
04-05	2-16	9	6-22	
05-06	2-16	10	8-20	
06-07	1-17	10	5-24	
07-08	2-16	10	5-25	
08-09	4-14	T8	11-19	
09-10	2-16	9	8-22	
10-11	6-12	T7	8-23	
11-12	5-13	11	13-20	
12-13	6-12	8	11-20	
13-14	9-9	7	17-17	WNIT 1st
14-15	7-11	T7	17-15	WNIT 1st
15-16	5-13	9	14-16	
16-17	6-12	T9	16-20	WNIT QF
17-18	3-14	9	10-20	

NWBL from 1977-82; NorPac from 1982-86
Pac-12 since 1986.

2017-18 WASHINGTON STATE STATISTICS

Overall: Overall: 10-20, Pac-12: 3-14/9th • Home: 4-8 • Away: 4-10 • Neutral: 2-2

#	PLAYER	G-GS	MIN-AVG	FG-FGA	FG%	3P-ATT	3P%	FT-FTA	FT%	OFF	DEF	TOT	AVG	PF-D	AST	TO	BLK	STL	PTS-AVG
45	Borislava Hristova	27-25	831-30.8	191-428	.446	34-105	.324	64-84	.762	34	75	109	4.0	36-0	48	67	8	29	480-17.8
	Conference-Only	14-14	457-32.6	109-241	.452	20-58	.345	30-40	.750	14	31	45	3.2	12-0	28	34	5	17	268-19.1
23	Alexys Swedlund	26-9	605-23.3	86-246	.350	50-139	.360	36-50	.720	21	41	62	2.4	52-0	24	29	0	25	258-9.9
	Conference-Only	13-7	328-25.2	43-116	.371	28-66	.424	16-24	.667	6	18	24	1.8	31-0	12	12	0	13	130-10.0
11	Chanelle Molina	30-18	764-25.5	85-220	.386	32-103	.311	28-39	.718	12	46	58	1.9	61-2	87	60	2	26	230-7.7
	Conference-Only	17-12	511-30.1	61-152	.401	24-73	.329	17-25	.680	7	29	36	2.1	33-1	57	28	2	18	163-9.6
22	Pinelopi Pavlopoulou	30-14	654-21.8	75-180	.417	35-86	.407	9-14	.643	3	56	59	2.0	25-0	61	39	1	24	194-6.5
	Conference-Only	17-6	353-20.8	42-100	.420	24-55	.436	2-4	.500	3	34	37	2.2	15-0	33	21	1	15	110-6.5
04	Louise Brown	28-23	664-23.7	62-171	.363	29-87	.333	25-32	.781	45	122	167	6.0	58-2	49	43	10	15	178-6.4
	Conference-Only	15-12	344-22.9	27-89	.303	10-45	.222	8-15	.533	13	60	73	4.9	30-1	33	22	5	10	72-4.8
20	Maria Kostourkova	30-23	578-19.3	76-184	.413	0-0	.000	13-31	.419	48	71	119	4.0	53-1	43	49	34	18	165-5.5
	Conference-Only	17-10	331-19.5	44-111	.396	0-0	.000	7-19	.368	17	35	52	3.1	39-1	23	21	20	12	95-5.6
21	Nike McClure	28-7	626-22.4	63-161	.391	0-1	.000	24-48	.500	53	104	157	5.6	75-1	31	37	63	29	150-5.4
	Conference-Only	15-7	354-23.6	37-82	.451	0-1	.000	4-12	.333	27	60	87	5.8	40-0	22	24	39	17	78-5.2
01	Caila Hailey	28-24	622-22.2	47-133	.353	8-31	.258	37-57	.649	43	22	65	2.3	76-5	58	37	6	48	139-5.0
	Conference-Only	15-12	329-21.9	24-68	.353	4-16	.250	28-39	.718	20	13	33	2.2	46-4	38	20	4	25	80-5.3
05	Kayla Washington	30-7	426-14.2	62-137	.453	0-6	.000	21-40	.525	57	74	131	4.4	73-2	15	34	9	20	145-4.8
	Conference-Only	17-5	269-15.8	36-81	.444	0-3	.000	11-21	.524	29	45	74	4.4	45-2	10	21	6	7	83-4.9
10	Johanna Muzet	25-0	231-9.2	10-40	.250	2-14	.143	5-7	.714	6	15	21	0.8	28-0	16	25	2	13	27-1.1
	Conference-Only	14-0	139-9.9	7-23	.304	2-9	.222	5-6	.833	3	11	14	1.0	15-0	8	12	0	5	21-1.5
41	Jovana Subasic	12-0	49-4.1	5-16	.313	2-9	.222	0-0	.000	5	8	13	1.1	5-0	0	5	1	2	12-1.0
	Conference-Only	8-0	35-4.4	2-12	.167	2-9	.222	0-0	.000	3	4	7	0.9	3-0	0	3	0	2	6-0.8
TM	TEAM									57	53	110				3			
	Conference-Only									34	35	69				3			
	Total	30	6050	762-1916	.398	192-581	.330	262-402	.652	384	687	1071	35.7	542-13	432	428	136	249	1978-65.9
	Conference-Only	18	3450	432-1075	.402	114-335	.340	128-205	.624	176	375	551	32.4	309-9	264	221	82	141	1106-65.1
	Opponents	30	6050	762-1819	.419	178-527	.338	392-554	.708	438	827	1265	42.2	448-5	421	513	91	237	2094-69.8
	Conference-Only	18	3450	442-1027	.430	94-296	.318	240-322	.745	243	498	741	43.6	227-1	236	276	58	140	1218-71.7

2017-18 PAC-12 WOMEN'S BASKETBALL FINAL STANDINGS

	Conference					Overall					STREAK	LAST 5	TOP 10	TOP 25	
	W	L	PCT	H	A	W	L	PCT	H	A					N
Oregon^*	16	2	.889	8-1	8-1	33	5	.868	18-1	9-3	6-1	L1	10-1	1-3	7-5
Stanford^	14	3	.824	9-0	5-3	24	11	.686	14-2	6-5	4-4	L1	7-3	1-6	4-8
UCLA^	14	4	.778	8-1	6-3	27	8	.771	15-2	8-4	4-2	L1	7-3	2-4	6-6
Oregon State^	14	4	.778	8-1	6-3	26	8	.765	14-2	8-4	4-2	L1	8-2	2-4	7-7
California^	11	7	.611	7-2	4-5	21	11	.656	12-3	8-6	1-2	L2	6-4	0-2	1-6
Arizona State^	10	8	.556	6-3	4-5	22	13	.629	13-3	5-7	4-3	L1	5-5	0-4	2-11
USC	9	9	.500	5-4	4-5	20	11	.645	7-5	9-5	4-1	L1	5-5	0-3	2-6
Utah#	8	10	.444	3-6	5-4	18	14	.563	11-6	7-7	0-1	L1	4-6	0-3	1-7
Colorado	5	13	.278	3-6	2-7	15	16	.484	9-7	5-8	1-1	L1	4-6	0-2	0-5
Washington State	3	14	.176	2-6	1-8	10	20	.333	4-8	4-10	2-2	L7	1-9	0-2	0-8
Arizona	2	16	.111	2-7	0-9	6	24	.200	5-10	1-11	0-3	L7	1-9	0-3	0-8
Washington	1	17	.056	1-8	0-9	7	23	.233	5-9	1-11	1-3	L11	0-10	0-4	0-8

* Regular-season and tournament champion; ^ NCAA Tournament participant; #WNIT participant



JOHN R. WOODEN
COACH OF THE YEAR
Tara VanDerveer,
Standard



PLAYER OF THE YEAR
Sabrina Ionescu,
Oregon



FRESHMAN OF THE YEAR
Satou Sabally,
Oregon



DEFENSIVE PLAYER OF THE YEAR
Jordyn Canada, UCLA

The 2017-18 Pac-12 women's basketball season follows in a line of historic seasons that has raised the level of expectations for league teams. Half the league earned NCAA Tournament bids marking the fifth-consecutive year at least five Pac-12 teams have advanced to the Big Dance. A record-tying three teams were in the NCAA Elite Eight and for the third-consecutive year, at least four teams have made it to the NCAA Sweet Sixteen. Pac-12 teams boast the most NCAA Tournament wins of any conference in the country over the last three years (41) and boast the best winning percentage among peer leagues (.695).

Oregon claimed its first the Pac-12 regular season title since the 1999-2000 season, winning a program-record 16 league games. It followed up with its first-ever Pac-12 Tournament crown. Below is a list of other highlights from the 2017-18 campaign.

- 1 Nancy Lieberman Award winner in Oregon's , Sabrina Ionescu, recognizing the nation's top point guard. It was the second year in a row a Pac-12 student-athlete has claimed the honor.
- 1st as in UCLA's Jordyn Canada became the first woman in Pac-12 history with 1,800 career points and 700 career assists, breaking the league's all-time assist record which had stood since 1991.
- 1 Katrina McClain Award winner in Oregon's Ruthy Hebard, presented to the nation's top power forward.
- 1 WBCA Region Coach of the Year in UCLA's Cori Close.
- 1 unanimous All-American in Oregon's Sabrina Ionescu, earning first-team status from every entity. UCLA's Jordyn Canada earned third team AP nods.
- 4 WNBA Draft picks for the second-consecutive year, including two first-round picks.
- 3 NCAA Elite Eight teams were the most of any conference and a Pac-12 record.
- 3 teams are ranked in the final top-25 of the USA Today/WBCA Coaches poll, first time in Pac-12 history.
- 3rd-straight year league teams posted double-digit NCAA Tournament victories (11-6).

teams ranked in the final *Associated Press* poll for the third-straight year.

- 6 NCAA Tournament bids, marking the fifth-consecutive year at least five league teams garnered berths.
- 7 final national ranking for UCLA, marking its highest ranking since 1998-99. UO's No. 5 ranking was its highest ever, Oregon State finished with a second-straight top-10 ranking at NO. 8, and Stanford was No. 13 for its 17th-straight appearance in the final poll.
- 10 career triple-doubles recorded by Oregon's Sabrina Ionescu recorded, setting the NCAA mark in just her sophomore campaign.
- 17 wins Pac-12 teams have recorded (17-1) in the first round of the NCAA Tournament since 2016, and 25-3 over the last four years.
- 31st-consecutive year and 32nd overall Stanford has earned a NCAA Tournament bid.
- 33-consecutive field goals made by Oregon's Ruthy Hebard to set the NCAA record. Her .676 field goal shooting for the season also set the Pac-12 mark.

PAC-12 PLAYERS OF THE WEEK

Feb. 27	PLAYER: Marie Gulich, OSU FRESHMAN: Kianna Smith, CAL
Feb. 19	PLAYER: Marie Gulich, OSU FRESHMAN: Tori Williams, UTAH
Feb. 12	PLAYER:Ruthy Hebard, ORE FRESHMAN: Michaela Onyenwere, UCLA
Feb. 5	PLAYER:Brittany McPhee, STAN FRESHMAN: Kiana Williams, STAN
Jan. 29	PLAYER:Jordyn Canada, UCLA FRESHMAN: Satou Sabally, ORE
Jan. 22	PLAYER:Monique Billings, UCLA FRESHMAN: Tori Williams, UTAH
Jan. 15	PLAYER:Kristine Anigwe, CAL FRESHMAN: Michaela Onyenwere, UCLA
Jan. 8	PLAYER:Borislava Hristova, WSU FRESHMAN: Kiana Williams, STAN
Jan. 1	PLAYER:Sabrina Ionescu, ORE FRESHMAN: Satou Sabally, ORE
Dec. 26	PLAYER:Sabrina Ionescu, ORE FRESHMAN: Kianna Smith, CAL
Dec. 18	PLAYER:Sabrina Ionescu, ORE FRESHMAN: Annika Jank, COLO
Dec. 12	PLAYER:Kristine Anigwe, CAL FRESHMAN: Annika Jank, COLO
Dec. 4	PLAYER:Sabrina Ionescu, ORE FRESHMAN: Satou Sabally, ORE
Nov. 27	PLAYER:Alanna Smith, STAN FRESHMAN: Kianna Smith, CAL
Nov. 20	PLAYER:Jordyn Canada, UCLA FRESHMAN: Annika Jank, COLO
Nov. 13	PLAYER:Sabrina Ionescu, ORE FRESHMAN: Satou Sabally, ORE

POSTSEASON RESULTS

NCAA TOURNAMENT

FIRST ROUND (REGIONAL)

- #7 CALIFORNIA 62 vs. #10 Virginia 68 (Albany)
- #2 OREGON 88 at #15 Seattle 45 (Spokane)
- #13 Gonzaga 68 at #4 STANFORD 82 (Lexington)
- #6 OREGON STATE 82 vs. #11 W. Kentucky 58 (Lexington)
- #14 American 60 at #3 UCLA 71 (Kansas City)
- #7 ARIZONA STATE 73 vs. #10 Nebraska 62 (Kansas City)

SECOND ROUND (REGIONAL)

- #10 Minnesota 73 at #2 OREGON 101 (Spokane)
- #12 FGCU 70 at #4 STANFORD 90 (Lexington)
- #6 OREGON STATE 66 vs. #3 Tennessee 59 (Lexington)
- #11 Creighton 64 at #3 UCLA 86 (Kansas City)
- #7 ARIZONA STATE 65 vs. #2 Texas 85 (Kansas City)

SWEET SIXTEEN (REGIONAL)

- #2 OREGON 83 vs. #11 Central Michigan 69 (Spokane)
- #2 Baylor 67 vs. #6 OREGON STATE 72 (Lexington)
- #1 Louisville 86 vs. #4 Stanford 59 (Lexington)
- #2 Texas 75 vs. #3 UCLA 84 (Kansas City)

ELITE EIGHT (REGIONAL)

- #1 Notre Dame 84 vs. #2 OREGON 74 (Spokane)
- #1 Louisville 76 vs. #6 OREGON STATE 43 (Lexington)
- #1 Mississippi State 89 vs. #3 UCLA 73 (Kansas City)

WNIT

- UNLV 68, UTAH 78 (First Round)
- UTAH 57, Kansas State 74 (Secod Round)

FINAL NATIONAL RANKINGS

	AP	WBCA
Oregon	6	5
UCLA	9	7
Oregon State	13	8
Stanford	15	13
Arizona State	RV	
California	RV	

ALL-PAC-12 TEAM

Name	School	Pos.	Yr.	Hometown
Kristine Anigwe ***	California	F	Jr.	Phoenix, Ariz.
Monique Billings **	UCLA	F	Sr.	Corona, Calif.
Jordin Canada ***	UCLA	G	Sr.	Los Angeles, Calif.
Maite Cazorla	Oregon	G	Jr.	Las Palmas, Spain
Marie Güllich **	Oregon State	F/C	Sr.	Cologne, Germany
Ruthy Hebard **	Oregon	F	So.	Fairbanks, Alaska
Borislava Hristova	Washington State	F	So.	Varna, Bulgaria
Megan Huff	Utah	F	Jr.	Federal Way, Wash.
Kianna Ibis	Arizona State	F	Jr.	Omaha, Neb.
Sabrina Ionescu **	Oregon	G	So.	Walnut Creek, Calif.
Kennedy Leonard **	Colorado	G	Jr.	Southlake, Texas
Brittany McPhee **	Stanford	G	Sr.	Normandy Park, Wash.
Amber Melgoza	Washington	G	So.	Santa Barbara, Calif.
Kristen Simon **	USC	F	Sr.	Gardena, Calif.
Alanna Smith	Stanford	F	Sr.	Melbourne, Australia

two-time All-Pac-12 honoree; *three-time All-Pac-12 honoree

HONORABLE MENTION (receiving at least one point): Jalea Bennett, ARIZ (Sr., G); Kennedy Burke, UCLA (Jr., G); Mikayla Cowling, CAL (Sr., G/F); Aliyah Mazyck, USC (Jr., G); Katie McWilliams, OSU (Jr., G); Mikayla Pivec, OSU (So., G); Emily Potter, UTAH (Sr., F); Robbi Ryan, ASU (So., G); Asha Thomas, CAL (Jr., G); Kat Tudor, OSU (So., G); Kiana Williams, STAN (Fr., G).

ALL-FRESHMAN TEAM

Name	School	Pos.	Hometown
Michaela Onyenwere	UCLA	F	Aurora, Colo.
Satou Sabally	Oregon	F	Berlin, Germany
Kianna Smith	California	G	Moreno Valley, Calif.
Sam Thomas	Arizona	F	Bloomfield Hills, Mich.
Kiana Williams	Stanford	G	San Antonio, Texas

HONORABLE MENTION (receiving at least one point): Kierra Collier, WASH (Fr., G); Taya Corosdale, OSU (Fr., F); Aleah Goodman, OSU (Fr., G); Annika Jank, COLO (Fr., F); Tori Williams, UTAH (Fr., G).

ALL-DEFENSIVE TEAM

Name	School	Pos.	Yr.	Hometown
Monique Billings**	UCLA	F	Sr.	Corona, Calif.
Jordin Canada***	UCLA	G	Sr.	Los Angeles, Calif.
Marie Güllich	Oregon State	F/C	Sr.	Cologne, Germany
Aliyah Mazyck	USC	G	Jr.	Charlotte, N.C.
Minyon Moore	USC	G	So.	Hercules, Calif.

** two-time All-Defensive team honoree; *** three-time All-Defensive team honoree

HONORABLE MENTION (receiving at least one point): Kristine Anigwe, CAL (Jr., F); Kennedy Burke, UCLA (Jr., G); Maite Cazorla, ORE (Jr., G); Mikayla Cowling, CAL (Sr., G/F); Kaylee Johnson, STAN (Sr., F); Kennedy Leonard, COLO (Jr., G); Katie McWilliams, OSU (Jr., G); Emily Potter, UTAH (Sr., F); Robbi Ryan, ASU (So., G); Marta Sniezek, STAN (Jr., G).

ACADEMIC ALL-PAC-12 TEAM

First Team	Yr.	GPA	Major
Kaylee Johnson, STAN	SR	3.67	Political Science
Brittany McPhee, STAN	SR	3.71	Human Biology
Mikayla Pivec, OSU	SO	3.98	BioHealth Sciences
Pinelopi Pavlopoulou, WSU	SR	3.80	Management Information Systems
Jamie Ruden, ASU	SO	4.00	Psychology
Second Team	Yr.	GPA	Major
Sierra Campisano, ORE	SO	3.78	Undeclared
Sabrina Haines, ASU	JR	3.75	Sports Journalism
Katie McWilliams, OSU	JR	3.74	Kinesiology
Robbi Ryan, ASU	SO	3.78	Psychology
Janessa Thropay, OSU	SO	3.75	Speech Communication

HONORABLE MENTION: Candela Abejón, JR, USC; Jordan Adams, GR, USC; Lucia Alonso, SO, ARIZ; Kristine Anigwe, JR, CAL; Erika Bean, JR, UTAH; Monique Billings, SR, UCLA; Tanaeya BoClair, SR, UTAH; Louise Brown, RS JR, WSU; DiJonai Carrington, SO, STAN; Shannon Coffee, JR, STAN; Zoe Correal, SR, COLO; Courtney Ekmark, RS JR, ASU; Sadie Edwards, SR, USC; Nadia Fingall, SO, STAN; Lydia Giomi, RS FR, ORE; Marie Gulich, SR, OSU; Justine Hall, SR, ORE; Mai-Loni Henson, SO, WASH; Kianna Ibis, JR, ASU; Megan Jacobs, SO, UTAH; Hannah Johnson, RS JR, WASH; Charnea Johnson-Chapman, JR, ASU; Taylor Kalmer, JR, OSU; Maria Kostourkova, JR, WSU; Kennedy Leonard, JR, COLO; Amber Melgoza, SO, WASH; Minyon Moore, SO, USC; Kiana Moore, SO, UTAH; Jenna Moser, SR, WASH; Emily Potter, SR, UTAH; Reili Richardson, SO, ASU; Alexa Romano, JR, STAN; Kiara Russell, SO, ASU; Alanna Smith, JR, STAN; Alexys Swedlund, JR, WSU; Mackenzie Wieburg, SR, WASH.

PAC-12 SCHOLAR-ATHLETE OF THE YEAR

Brittany McPhee, Stanford

POSTSEASON HONORS

ASSOCIATED PRESS ALL-AMERICAN

Sabrina Ionescu, ORE, 1st team
Jordin Canada, UCLA, 3rd team
Marie Güllich, OSU, HM
Ruthy Hebard, ORE, HM
Brittany McPhee, STAN, HM

USA TODAY ALL-AMERICAN

Sabrina Ionescu, ORE, 1st team
Jordin Canada, UCLA, 3rd team
Brittany McPhee, STAN, 3rd team

ESPNW PRESS ALL-AMERICAN

Sabrina Ionescu, ORE, 1st team
Jordin Canada, UCLA, 3rd team
Marie Güllich, OSU, 3rd team

WBCA PRESS ALL-AMERICAN

Sabrina Ionescu, ORE
Kristine Anigwe, CAL, HM
Monique Billings, UCLA, HM
Jordin Canada, UCLA, HM
Marie Güllich, OSU, HM
Ruthy Hebard, ORE, HM
Brittany McPhee, STAN, HM

JOHN WOODEN ALL-AMERICAN

Sabrina Ionescu, ORE

NANCY LIEBERMAN AWARD

Sabrina Ionescu, ORE

KATRINA MCCLAIN AWARD

(Top power forward)

Ruthy Hebard, ORE

NAISMITH COACH OF THE YEAR

FINALIST

Kelly Graves, ORE

WBCA REGION COACH OF THE YEAR

Cori Close, UCLA

WBCA ALL-REGION 5

Kristine Anigwe, CAL
Monique Billings, UCLA
Jordin Canada, UCLA
Marie Güllich, OSU
Ruthy Hebard, ORE
Sabrina Ionescu, ORE
Brittany McPhee, STAN

WBCA CAROL ECKMAN AWARD

Tara VanDerveer, STAN

COSIDA ACADEMIC ALL-AMERICA

Brittany McPhee, STAN (2nd team)

COSIDA ACADEMIC ALL-DISTRICT 8

Brittany McPhee, STAN (1st team)
Mikayla Pivec, OSU (1st team)
Emily Potter, UTAH (2nd team)
Jamie Ruden, ASU (2nd team)

SCORING

##	Player-Team	CI	G	FG	3FG	FT	Pts	Avg/G
1.	Sabrina Ionescu-ORE	SO	38	253	102	140	748	19.7
2.	Amber Melgoza-WASH	SO	30	203	48	116	570	19.0
3.	Borislava Hristova-WSU	SO	27	191	34	64	480	17.8
4.	Ruthy Hebard-ORE	SO	37	272	0	108	652	17.6
5.	Marie Gulich-OSU	SR	34	251	0	93	595	17.5
6.	Kristen Simon-USC	SR	31	195	10	128	528	17.0
	Jordin Canada-UCLA	SR	35	209	51	127	596	17.0
8.	Kristine Anigwe-CAL	JR	30	210	6	74	500	16.7
9.	Aliyah Mazyck-USC	JR	31	179	86	67	511	16.5
10.	Monique Billings-UCLA	SR	35	197	0	141	535	15.3
11.	Megan Huff-UTAH	JR	30	168	28	76	440	14.7
	Kennedy Leonard-COLO	JR	31	149	37	122	457	14.7
13.	JaLea Bennett-ARIZ	SR	30	155	15	92	417	13.9
14.	Alanna Smith-STAN	JR	35	198	35	43	474	13.5
15.	Minyon Moore-USC	SO	31	125	23	136	409	13.2
16.	Kianna Ibis-ASU	JR	35	191	18	51	451	12.9
	Sadie Edwards-USC	SR	30	147	42	51	387	12.9
18.	Asha Thomas-CAL	JR	31	129	62	78	398	12.8
19.	Daneesha Provo-UTAH	JR	28	117	44	65	343	12.3
20.	Alexis Robinson-COLO	JR	30	133	55	41	362	12.1
	Emily Potter-UTAH	SR	32	157	2	71	387	12.1

REBOUNDING

##	Player-Team	CI	G	OFF	DEF	TOT	Avg/G
1.	Monique Billings-UCLA	SR	35	129	204	333	9.5
2.	Kristen Simon-USC	SR	31	102	183	285	9.2
3.	Marie Gulich-OSU	SR	34	114	197	311	9.1
4.	Ruthy Hebard-ORE	SO	37	107	226	333	9.0
5.	Kristine Anigwe-CAL	JR	30	86	179	265	8.8
6.	Megan Huff-UTAH	JR	30	84	150	234	7.8
7.	Kaylee Johnson-STAN	SR	35	94	169	263	7.5
8.	Emily Potter-UTAH	SR	32	71	164	235	7.3
9.	Mikayla Pivec-OSU	SO	34	68	172	240	7.1
10.	Alanna Smith-STAN	JR	35	92	154	246	7.0
	Sam Thomas-ARIZ	FR	30	65	144	209	7.0
	Penina Davidson-CAL	SR	32	84	140	224	7.0

FIELD GOAL PCT (Min. 3.0 made per game)

##	Player-Team	CI	G	FG	FGA	Pct
1.	Ruthy Hebard-ORE	SO	37	272	412	.660
2.	Marie Gulich-OSU	SR	34	251	385	.652
3.	Kristine Anigwe-CAL	JR	30	210	369	.569
4.	Megan Huff-UTAH	JR	30	168	330	.509
5.	Kianna Ibis-ASU	JR	35	191	386	.495
6.	Emily Potter-UTAH	SR	32	157	321	.489
7.	Maitte Cazoria-ORE	JR	37	151	311	.486
8.	Penina Davidson-CAL	SR	32	96	200	.480
	Daneesha Provo-UTAH	JR	28	117	244	.480
10.	Alanna Smith-STAN	JR	35	198	418	.474

ASSISTS

##	Player-Team	CI	G	Assists	Avg/G
1.	Sabrina Ionescu-ORE	SO	38	298	7.8
2.	Jordin Canada-UCLA	SR	35	248	7.1
3.	Kennedy Leonard-COLO	JR	31	200	6.5
4.	Minyon Moore-USC	SO	31	165	5.3
5.	Erika Bean-UTAH	JR	32	163	5.1
6.	Mikayla Pivec-OSU	SO	34	169	5.0
7.	Kianna Smith-CAL	FR	32	152	4.8
	Maitte Cazoria-ORE	JR	37	179	4.8
9.	Reili Richardson-ASU	SO	35	166	4.7
10.	Marta Snizek-STAN	JR	35	150	4.3

FREE THROW PCT (Min. 2.0 made per game)

##	Player-Team	CI	G	FTM	FTA	Pct
1.	Asha Thomas-CAL	JR	31	78	90	.867
2.	Destiny Graham-ARIZ	JR	30	73	89	.820
3.	Sabrina Ionescu-ORE	SO	38	140	174	.805
4.	Jordin Canada-UCLA	SR	35	127	158	.804
5.	Daneesha Provo-UTAH	JR	28	65	82	.793
6.	Amber Melgoza-WASH	SO	30	116	149	.779
7.	Megan Huff-UTAH	JR	30	76	99	.768
8.	Kennedy Leonard-COLO	JR	31	122	159	.767
9.	Minyon Moore-USC	SO	31	136	178	.764
10.	Borislava Hristova-WSU	SO	27	64	84	.762

STEALS

##	Player-Team	CI	G	Steals	Avg/G
1.	Jordin Canada-UCLA	SR	35	114	3.3
2.	Minyon Moore-USC	SO	31	89	2.9
3.	Aliyah Mazyck-USC	JR	31	81	2.6
4.	Kennedy Leonard-COLO	JR	31	61	2.0
5.	Jenna Moser-WASH	SR	30	55	1.8
6.	Sabrina Ionescu-ORE	SO	38	63	1.7
	Kennedy Burke-UCLA	JR	35	59	1.7
	Caila Hailey-WSU	SR	28	48	1.7
9.	Sam Thomas-ARIZ	FR	30	46	1.5
	Alexis Robinson-COLO	JR	30	46	1.5
	Jordan Adams-USC	SR	31	48	1.5
	Mikayla Cowling-CAL	SR	31	48	1.5

3-POINT FG PCT (Min. 1.0 made per game)

##	Player-Team	CI	G	3FG	FGA	Pct
1.	Aleah Goodman-OSU	FR	31	49	106	.462
2.	Lexi Bando-ORE	SR	31	80	175	.457
3.	Katie McWilliams-OSU	JR	34	53	121	.438
	Sabrina Ionescu-ORE	SO	38	102	233	.438
5.	Mya Hollingshed-COLO	FR	29	35	82	.427
6.	Kat Tudor-OSU	SO	34	89	216	.412
7.	Pinelopi Pavlopoulou-WSU	SR	30	35	86	.407
8.	Daneesha Provo-UTAH	JR	28	44	109	.404
9.	Jenna Moser-WASH	SR	30	54	137	.394
10.	Lucia Alonso-ARIZ	SO	30	43	110	.391

3-POINT FG MADE

##	Player-Team	CI	G	3FG	Avg/G
1.	Aliyah Mazyck-USC	JR	31	86	2.8
2.	Sabrina Ionescu-ORE	SO	38	102	2.7
3.	Lexi Bando-ORE	SR	31	80	2.6
	Kat Tudor-OSU	SO	34	89	2.6
5.	Tori Williams-UTAH	FR	31	64	2.1
6.	Kiana Williams-STAN	FR	35	71	2.0
	Asha Thomas-CAL	JR	31	62	2.0
8.	Alexys Swedlund-WSU	JR	26	50	1.9
9.	Jenna Moser-WASH	SR	30	54	1.8
	Alexis Robinson-COLO	JR	30	55	1.8

BLOCKED SHOTS

##	Player-Team	CI	G	Blks	Avg/G
1.	Marie Gulich-OSU	SR	34	95	2.8
2.	Nike McClure-WSU	JR	28	63	2.3
3.	Alanna Smith-STAN	JR	35	62	1.8
4.	Emily Potter-UTAH	SR	32	55	1.7
5.	Monique Billings-UCLA	SR	35	56	1.6
	Ruthy Hebard-ORE	SO	37	60	1.6
7.	Kristine Anigwe-CAL	JR	30	39	1.3
	Sam Thomas-ARIZ	FR	30	39	1.3
9.	Kaylee Johnson-STAN	SR	35	40	1.1
	Maria Kostourkova-WSU	JR	30	34	1.1

ASSIST/TURNOVER RATIO (Min. 2.0 assists/game)

##	Player-Team	CI	G	Asst	Turn	Ratio
1.	Reili Richardson-ASU	SO	35	166	48	3.5
2.	Kiara Russell-ASU	SO	34	106	38	2.8
	Jordin Canada-UCLA	SR	35	248	90	2.8
4.	Sabrina Ionescu-ORE	SO	38	298	114	2.6
5.	Maitte Cazoria-ORE	JR	37	179	76	2.4
	Minyon Moore-USC	SO	31	165	69	2.4
	Katie McWilliams-OSU	JR	34	130	55	2.4
	Erika Bean-UTAH	JR	32	163	67	2.4
9.	Kianna Smith-CAL	FR	32	152	74	2.1
10.	Marta Snizek-STAN	JR	35	150	78	1.9

OFFENSIVE REBOUNDS

##	Player-Team	CI	G	No.	Avg/G
1.	Monique Billings-UCLA	SR	35	129	3.7
2.	Marie Gulich-OSU	SR	34	114	3.4
3.	Kristen Simon-USC	SR	31	102	3.3
4.	Kristine Anigwe-CAL	JR	30	86	2.9
	Ruthy Hebard-ORE	SO	37	107	2.9
6.	Megan Huff-UTAH	JR	30	84	2.8
7.	Kaylee Johnson-STAN	SR	35	94	2.7
8.	Penina Davidson-CAL	SR	32	84	2.6
	Alanna Smith-STAN	JR	35	92	2.6
10.	Michaela Onyenwere-UCLA	FR	35	84	2.4

DEFENSIVE REBOUNDS

##	Player-Team	CI	G	No.	Avg/G
1.	Ruthy Hebard-ORE	SO	37	226	6.1
2.	Kristine Anigwe-CAL	JR	30	179	6.0
3.	Kristen Simon-USC	SR	31	183	5.9
4.	Marie Gulich-OSU	SR	34	197	5.8
	Monique Billings-UCLA	SR	35	204	5.8
6.	Emily Potter-UTAH	SR	32	164	5.1
	Mikayla Pivec-OSU	SO	34	172	5.1
8.	Megan Huff-UTAH	JR	30	150	5.0
9.	Sabrina Ionescu-ORE	SO	38	185	4.9
10.	Sam Thomas-ARIZ	FR	30	144	4.8
	Kaylee Johnson-STAN	SR	35	169	4.8

MINUTES PLAYED

##	Player-Team	CI	G	Minutes	Avg/G
1.	Minyon Moore-USC	SO	31	1200	38.7
2.	Sadie Edwards-USC	SR	30	1115	37.2
3.	Lucia Alonso-ARIZ	SO	30	1088	36.3
	Sam Thomas-ARIZ	FR	30	1088	36.3
5.	Sabrina Ionescu-ORE	SO	38	1354	35.6
6.	Aliyah Mazyck-USC	JR	31	1083	34.9
7.	Kristen Simon-USC	SR	31	1068	34.5
8.	Kennedy Leonard-COLO	JR	31	1065	34.4
9.	Jordin Canada-UCLA	SR	35	1178	33.7
10.	Mikayla Cowling-CAL	SR	31	1031	33.3

SCORING OFFENSE		G	Pts	Avg/G
1	Oregon	38	3132	82.4
2	UCLA	35	2641	75.5
3	Oregon State	34	2470	72.6
4	Utah	32	2279	71.2
5	Colorado	31	2156	69.5
6	California	32	2209	69.0
7	Stanford	35	2406	68.7
8	Arizona State	35	2374	67.8
9	USC	31	2100	67.7
10	Washington	30	2012	67.1
11	Washington State	30	1978	65.9
12	Arizona	30	1738	57.9

SCORING DEFENSE		G	Pts	Avg/G
1	Arizona State	35	2023	57.8
2	Oregon State	34	2002	58.9
3	USC	31	1880	60.7
4	Stanford	35	2193	62.7
5	UCLA	35	2223	63.5
6	Oregon	38	2417	63.6
7	Utah	32	2041	63.8
8	California	32	2110	65.9
9	Colorado	31	2135	68.9
10	Washington State	30	2094	69.8
11	Arizona	30	2121	70.7
12	Washington	30	2279	76.0

SCORING MARGIN		OFF	DEF	Margin
1	Oregon	82.4	63.6	18.8
2	Oregon State	72.7	58.9	13.7
3	UCLA	75.5	63.5	12.0
4	Arizona State	67.8	57.8	10.0
5	Utah	71.2	63.8	7.4
6	USC	67.7	60.7	7.1
7	Stanford	68.7	62.7	6.0
8	California	69	65.9	3.1
9	Colorado	69.6	68.9	0.6
10	Washington State	65.9	69.8	-3.9
11	Washington	67.1	76	-8.9
12	Arizona	57.9	70.7	-12.8

FREE THROW PCT		FTM	FTA	Pct
1	Arizona	318	417	76.3
2	Oregon	468	620	75.5
3	USC	430	571	75.3
4	Utah	426	581	73.3
5	UCLA	445	622	71.5
6	Arizona State	386	541	71.3
7	Oregon State	311	436	71.3
8	Washington	318	457	69.6
9	Colorado	359	517	69.4
10	California	342	497	68.8
11	Washington State	262	402	65.2
12	Stanford	335	522	64.2

FIELD GOAL PCT		FG	FGA	Pct
1	Oregon	1165	2332	0.5
2	Oregon State	938	1949	0.481
3	California	850	1872	0.454
4	Arizona State	911	2067	0.441
5	Utah	830	1885	0.44
6	UCLA	992	2313	0.429
7	Stanford	911	2149	0.424
8	Colorado	803	1957	0.41
9	USC	738	1814	0.407
10	Washington State	762	1916	0.398
11	Washington	720	1882	0.383
12	Arizona	620	1705	0.364

FIELD GOAL PCT DEFENSE		FG	FGA	Pct
1	Oregon State	763	2177	350
2	Stanford	773	2106	367
3	Oregon	915	2343	391
4	UCLA	792	2007	395
5	California	785	1978	397
6	Utah	754	1894	398
7	USC	685	1695	404
8	Colorado	777	1913	406
9	Washington State	762	1819	419
10	Arizona State	787	1872	420
11	Arizona	779	1788	436
12	Washington	854	1776	481

3-PT FIELD GOAL PCT		FG	FGA	Pct
1	Oregon State	283	701	0.404
2	Oregon	334	832	0.401
3	UCLA	212	626	0.339
4	California	167	493	0.339
5	Utah	193	581	0.332
6	Washington State	192	581	0.33
7	Arizona State	166	505	0.329
8	Washington	254	791	0.321
9	Stanford	249	780	0.319
10	Colorado	191	616	0.31
11	Arizona	180	588	0.306
12	USC	194	650	0.298

3-PT FG PCT DEFENSE		FG	FGA	Pct
1	Oregon State	176	609	289
2	Stanford	217	749	290
3	Arizona State	169	564	300
4	Oregon	224	744	301
5	California	213	662	322
6	Colorado	202	618	327
7	UCLA	218	661	330
8	USC	193	585	330
9	Utah	170	507	335
10	Washington State	178	527	338
11	Arizona	244	675	361
12	Washington	242	644	376

REBOUNDING OFFENSE		G	Reb	Avg/G
1	Oregon State	34	1428	42
2	UCLA	35	1450	41.4
3	Stanford	35	1433	40.9
4	Utah	32	1283	40.1
5	Colorado	31	1240	40
6	Oregon	38	1459	38.4
7	California	32	1225	38.3
8	Arizona State	35	1281	36.6
9	Washington State	30	1071	35.7
10	USC	31	1071	34.5
11	Washington	30	986	32.9
12	Arizona	30	956	31.9

REBOUNDING MARGIN		Team	Opp	Margin
1	Oregon State	1428	1098	9.7
2	Utah	1283	1053	7.2
3	Arizona State	1281	1054	6.5
4	Oregon	1459	1216	6.4
5	UCLA	1450	1229	6.3
6	California	1225	1050	5.5
7	Stanford	1433	1248	5.2
8	Colorado	1240	1174	2.1
9	USC	1071	1087	-0.6
10	Washington State	1071	1265	-6.5
11	Washington	986	1200	-7.1
12	Arizona	956	1214	-8.6

BLOCKED SHOTS		G	Blocks	Avg/G
1	Oregon State	34	197	5.8
2	Stanford	35	186	5.3
3	Washington State	30	136	4.5
4	Oregon	38	163	4.3
5	Utah	32	139	4.3
6	UCLA	35	144	4.1
7	Colorado	31	127	4.1
8	California	32	105	3.3
9	USC	31	97	3.1
10	Arizona	30	91	3.0
11	Arizona State	35	60	1.7
12	Washington	30	35	1.2

ASSISTS		G	Assts	Avg/G
1	Oregon	38	727	19.1
2	Oregon State	34	639	18.8
3	UCLA	35	572	16.3
4	Arizona State	35	552	15.8
5	California	32	502	15.7
6	Utah	32	482	15.1
7	Washington State	30	432	14.4
8	Stanford	35	481	13.7
9	Colorado	31	416	13.4
10	USC	31	410	13.2
11	Washington	30	384	12.8
12	Arizona	30	301	10

STEALS		G	Steals	Avg/G
1	USC	31	309	10
2	UCLA	35	335	9.6
3	Washington	30	279	9.3
4	Colorado	31	260	8.4
5	Washington State	30	249	8.3
6	Oregon	38	284	7.5
7	Stanford	35	259	7.4
8	Arizona State	35	244	7.0
9	Utah	32	218	6.8
10	Arizona	30	192	6.4
11	California	32	185	5.8
12	Oregon State	34	133	3.9

TURNOVER MARGIN		Team	Opp	Margin
1	USC	365	513	4.70
2	UCLA	434	567	3.80
3	Washington	442	534	3.10
4	Arizona State	408	519	3.10
5	Washington State	428	513	2.80
6	Oregon	478	519	1.10
7	Arizona	407	402	-0.20
8	Colorado	494	482	-0.40
9	Utah	493	446	-1.50
10	Stanford	518	459	-1.70
11	California	477	388	-2.80
12	Oregon State	482	303	-5.30

ASSIST/TURNOVER RATIO		A	T	Ratio
1	Oregon	727	478	1.5
2	Arizona State	552	408	1.4
3	UCLA	572	434	1.3
4	Oregon State	639	482	1.3
5	California	502	477	1.1
6	USC	410	365	1.1
7	Washington State	432	428	1.0
8	Utah	482	493	1.0
9	Stanford	481	518	0.9
10	Washington	384	442	0.9
11	Colorado	416	494	0.8
12	Arizona	301	407	0.7

SCORING

##	Player-Team	CI	G	FG	3FG	FT	Pts	Avg/G
1.	Amber Melgoza-WASH		128	30	85	371	20.6	
2.	Sabrina Ionescu-ORE		116	47	82	361	20.1	
3.	Ruthy Hebard-ORE		146	0	58	350	19.4	
4.	Borislava Hristova-WSU		109	20	30	268	19.1	
5.	Marie Gulich-OSU		144	0	49	337	18.7	
6.	Brittany McPhee-STAN		117	22	54	310	18.2	
7.	Jordin Canada-UCLA		107	31	72	317	17.6	
8.	Aliyah Mazyck-USC		110	50	44	314	17.4	
9.	Kristine Anigwe-CAL		128	6	45	307	17.1	
	Kristen Simon-USC		117	9	64	307	17.1	
11.	Megan Huff-UTAH		94	13	43	244	15.3	
12.	Monique Billings-UCLA		99	0	74	272	15.1	
13.	Kennedy Leonard-COLO		86	25	61	258	14.3	
14.	Alexis Robinson-COLO		91	39	31	252	14.0	
15.	Daneesha Provo-UTAH		69	25	45	208	13.9	
16.	Asha Thomas-CAL		71	29	51	222	13.1	
17.	Kianna Ibis-ASU		98	12	24	232	12.9	
18.	Sadie Edwards-USC		83	20	29	215	12.6	
19.	JaLea Bennett-ARIZ		80	6	58	224	12.4	
20.	Emily Potter-UTAH		89	1	37	216	12.0	

REBOUNDING

##	Player-Team	CI	G	OFF	DEF	TOT	Avg/G
1.	Monique Billings-UCLA		69	118	187	10.4	
2.	Marie Gulich-OSU		60	111	171	9.5	
3.	Kristen Simon-USC		66	103	169	9.4	
4.	Kristine Anigwe-CAL		52	107	159	8.8	
5.	Ruthy Hebard-ORE		55	100	155	8.6	
6.	Megan Huff-UTAH		42	82	124	7.8	
7.	Kaylee Johnson-STAN		52	79	131	7.7	
8.	Mikayla Pivec-OSU		34	99	133	7.4	
9.	Emily Potter-UTAH		33	99	132	7.3	
10.	Penina Davidson-CAL		50	77	127	7.1	
	Lajahna Drummer-UCLA		45	83	128	7.1	
12.	Sabrina Ionescu-ORE		27	95	122	6.8	
13.	Hannah Johnson-WASH		39	81	120	6.7	
	Destiny Graham-ARIZ		43	77	120	6.7	
15.	Alanna Smith-STAN		37	73	110	6.5	

FIELD GOAL PCT (Min. 3.0 made per game)

##	Player-Team	CI	G	FG	FGA	Pct
1.	Ruthy Hebard-ORE		18	146	216	.676
	Marie Gulich-OSU		18	144	213	.676
3.	Kristine Anigwe-CAL		18	128	229	.559
4.	Megan Huff-UTAH		16	94	178	.528
5.	Emily Potter-UTAH		18	89	181	.492
6.	Monique Billings-UCLA		18	99	202	.490
7.	Kianna Ibis-ASU		18	98	208	.471
8.	Daneesha Provo-UTAH		15	69	148	.466
	Maite Cazorla-ORE		18	76	163	.466
10.	Brittany McPhee-STAN		17	117	253	.462

ASSISTS

##	Player-Team	CI	G	Assists	Avg/G
1	Sabrina Ionescu-ORE		18	139	7.7
2	Jordin Canada-UCLA		18	136	7.6
3	Kennedy Leonard-COLO		18	118	6.6
4	Minyon Moore-USC		18	103	5.7
5	Erika Bean-UTAH		18	89	4.9
	Mikayla Pivec-OSU		18	88	4.9
7	Reili Richardson-ASU		18	86	4.8
8	Maite Cazorla-ORE	Cut	18	85	4.7
9	Mikayla Cowling-CAL		17	74	4.4
10	Kianna Smith-CAL		18	73	4.1

FREE THROW PCT (Min. 2.0 made per game)

##	Player-Team	CI	G	FTM	FTA	Pct
1	Asha Thomas-CAL		17	51	56	0.911
2	Destiny Graham-ARIZ		18	39	47	0.830
3	Sabrina Ionescu-ORE		18	82	100	0.820
4	Daneesha Provo-UTAH		15	45	55	0.818
5	Marie Gulich-OSU		18	49	60	0.817
6	Jordin Canada-UCLA		18	72	89	0.809
7	Kennedy Leonard-COLO		18	61	78	0.782
8	Amber Melgoza-WASH		18	85	111	0.766
9	Megan Huff-UTAH		16	43	57	0.754
10	JaLea Bennett-ARIZ		18	58	77	0.753

STEALS

##	Player-Team	CI	G	Steals	Avg/G
1	Minyon Moore-USC		18	54	3.0
2	Jordin Canada-UCLA		18	46	2.6
3	Aliyah Mazyck-USC		18	41	2.3
4	Jordan Adams-USC		18	34	1.9
	Jenna Moser-WASH		18	34	1.9
6	Caila Hailey-WSU		15	25	1.7
	Kennedy Burke-UCLA		18	31	1.7
	Mikayla Cowling-CAL		17	29	1.7
9	Alanna Smith-STAN		17	25	1.5
	DiJonai Carrington-STAN		17	26	1.5
	Hanson, Gabriella-OSU		18	28	1.5

3-POINT FG PCT (Min. 1.0 made per game)

##	Player-Team	CI	G	3FG	FGA	Pct
1	Aleah Goodman-OSU		17	25	53	0.472
2	Kat Tudor-OSU		18	44	98	0.449
3	Mya Hollingshed-COLO		18	24	55	0.436
	Pinelopi Pavlopoulou-WSU		17	24	55	0.436
5	Alexys Swedlund-WSU		13	28	66	0.424
6	Katie McWilliams-OSU		18	31	74	0.419
7	Amber Melgoza-WASH		18	30	72	0.417
	Daneesha Provo-UTAH		15	25	60	0.417
9	Courtney Ekmark-ASU		18	36	87	0.414
10	Jordin Canada-UCLA		18	31	75	0.413

3-POINT FG MADE

##	Player-Team	CI	G	3FG	Avg/G
1	Aliyah Mazyck-USC		18	50	2.8
2	Sabrina Ionescu-ORE		18	47	2.6
3	Kat Tudor-OSU		18	44	2.4
4	Alexys Swedlund-WSU		13	28	2.2
	Alexis Robinson-COLO		18	39	2.2
6	Maite Cazorla-ORE		18	36	2.0
	Courtney Ekmark-ASU		18	36	2.0
8	Kiana Williams-STAN		17	33	1.9
	Tori Williams-UTAH		17	32	1.9
10	Japreece Dean-UCLA		18	33	1.8

BLOCKED SHOTS

##	Player-Team	CI	G	Blks	Avg/G
1	Marie Gulich-OSU		18	54	3
2	Nike McClure-WSU		15	39	2.6
3	Emily Potter-UTAH		18	35	1.9
4	Monique Billings-UCLA		18	28	1.6
	Alanna Smith-STAN		17	28	1.6
6	Ruthy Hebard-ORE		18	25	1.4
	Kristine Anigwe-CAL		18	26	1.4
8	Maria Kostourkova-WSU		17	20	1.2
9	Kaylee Johnson-STAN		17	18	1.1
10	Kiana Barkhoff-ARIZ		16	14	0.9
	Jordan Adams-USC		18	16	0.9
	Mallory McGwire-ORE		18	17	0.9

ASSIST/TURNOVER RATIO (Min. 2.0 assists/game)

##	Player-Team	CI	G	Asst	Turn	Ratio
1.	Reili Richardson-ASU		18	35	166	48 3.5
2.	Kiara Russell-ASU		18	34	106	38 2.8
	Jordin Canada-UCLA		18	35	248	90 2.8
4.	Sabrina Ionescu-ORE		18	38	298	114 2.6
5.	Maite Cazorla-ORE		18	37	179	76 2.4
	Minyon Moore-USC		18	31	165	69 2.4
	Katie McWilliams-OSU		18	34	130	55 2.4
	Erika Bean-UTAH		18	32	163	67 2.4
9.	Kianna Smith-CAL		18	32	152	74 2.1
10.	Marta Sniezek-STAN		18	35	150	78 1.9

OFFENSIVE REBOUNDS

##	Player-Team	CI	G	No.	Avg/G
1	Monique Billings-UCLA		18	69	3.8
2	Kristen Simon-USC		18	66	3.7
3	Marie Gulich-OSU		18	60	3.3
4	Ruthy Hebard-ORE		18	55	3.1
	Kaylee Johnson-STAN		17	52	3.1
6	Kristine Anigwe-CAL		18	52	2.9
7	Penina Davidson-CAL		18	50	2.8
8	Megan Huff-UTAH		16	42	2.6
	Michaela Onyenwere-UCLA		18	46	2.6
10	Lajahna Drummer-UCLA		18	45	2.5

DEFENSIVE REBOUNDS

##	Player-Team	CI	G	No.	Avg/G
1	Monique Billings-UCLA		18	69	3.8
2	Kristen Simon-USC		18	66	3.7
3	Marie Gulich-OSU		18	60	3.3
4	Ruthy Hebard-ORE		18	55	3.1
	Kaylee Johnson-STAN		17	52	3.1
6	Kristine Anigwe-CAL		18	52	2.9
7	Penina Davidson-CAL		18	50	2.8
8	Megan Huff-UTAH		16	42	2.6
	Michaela Onyenwere-UCLA		18	46	2.6
10	Lajahna Drummer-UCLA		18	45	2.5

MINUTES PLAYED

##	Player-Team	CI	G	Minutes	Avg/G
1	Minyon Moore-USC		18	709	39.4
2	Sadie Edwards-USC		17	656	38.6
3	Sabrina Ionescu-ORE		18	693	38.5
4	Lucia Alonso-ARIZ		18	656	36.4
	Aliyah Mazyck-USC		18	655	36.4
6	Kristen Simon-USC		18	649	36.1
7	Kennedy Leonard-COLO		18	645	35.8
8	Maite Cazorla-ORE		18	636	35.3
9	Sam Thomas-ARIZ		18	634	35.2
10	Mikayla Cowling-CAL		17	591	34.8

SCORING OFFENSE	G	Pts	Avg/G
1. Oregon	18	1405	78.1
2. UCLA	18	1347	74.8
3. Oregon State	18	1252	69.6
4. Stanford	17	1177	69.2
5. Utah	18	1233	68.5
6. USC	18	1189	66.1
7. Arizona State	18	1173	65.2
8. Washington State	17	1106	65.1
9. California	18	1161	64.5
Colorado	18	1161	64.5
11. Washington	18	1117	62.1
12. Arizona	18	939	52.2

SCORING DEFENSE	G	Pts	Avg/G
1. Stanford	17	1012	59.5
2. Arizona State	18	1085	60.3
3. Oregon State	18	1103	61.3
4. USC	18	1142	63.4
5. UCLA	18	1146	63.7
6. California	18	1181	65.6
7. Oregon	18	1192	66.2
8. Utah	18	1210	67.2
9. Washington State	17	1218	71.7
10. Arizona	18	1295	71.9
11. Colorado	18	1312	72.9
12. Washington	18	1364	75.8

SCORING MARGIN	OFF	DEF	Margin
1. Oregon	78.1	66.2	+11.9
2. UCLA	74.8	63.7	+11.1
3. Stanford	69.2	59.5	+9.7
4. Oregon State	69.6	61.3	+8.3
5. Arizona State	65.2	60.3	+4.9
6. USC	66.1	63.4	+2.7
7. Utah	68.5	67.2	+1.3
8. California	64.5	65.6	-1.1
9. Washington State	65.1	71.7	-6.5
10. Colorado	64.5	72.9	-8.4
11. Washington	62.1	75.8	-13.7
12. Arizona	52.2	71.9	-19.7

FREE THROW PCT	FTM	FTA	Pct
1. Arizona	189	246	.768
2. Oregon	233	306	.761
3. USC	228	309	.738
4. Utah	239	333	.718
5. Oregon State	159	222	.716
6. UCLA	224	315	.711
7. California	180	255	.706
8. Arizona State	175	251	.697
9. Colorado	183	265	.691
10. Washington	170	247	.688
11. Stanford	163	261	.625
12. Washington State	128	205	.624

FIELD GOAL PCT	FG	FGA	Pct
1. Oregon	513	1057	.485
2. Oregon State	476	1016	.469
3. Arizona State	455	1033	.440
4. Stanford	449	1036	.433
5. California	450	1042	.432
6. Utah	449	1042	.431
7. UCLA	501	1200	.418
8. Washington State	432	1075	.402
9. USC	425	1066	.399
10. Colorado	429	1111	.386
11. Washington	399	1089	.366
12. Arizona	325	969	.335

FIELD GOAL PCT DEFENSE	FG	FGA	Pct
1. Oregon State	424	1151	.368
2. Stanford	361	978	.369
3. UCLA	408	1029	.397
4. Oregon	449	1118	.402
5. Utah	450	1116	.403
6. California	450	1106	.407
7. USC	410	968	.424
8. Washington State	442	1027	.430
9. Colorado	478	1105	.433
10. Arizona	483	1108	.436
11. Arizona State	432	965	.448
12. Washington	516	1065	.485

3-PT FIELD GOAL PCT	FG	FGA	Pct
1. Oregon State	141	364	.387
2. Oregon	146	383	.381
3. UCLA	121	333	.363
4. Arizona State	88	258	.341
5. Washington State	114	335	.340
6. Utah	96	292	.329
7. Colorado	120	371	.323
8. Washington	149	467	.319
9. Stanford	116	367	.316
10. Arizona	100	319	.313
11. California	81	260	.312
12. USC	111	370	.300

3-PT FG PCT DEFENSE	FG	FGA	Pct
1. Oregon State	91	311	.293
Arizona State	85	290	.293
3. Stanford	99	334	.296
4. California	115	370	.311
5. UCLA	107	337	.318
Washington State	94	296	.318
7. Oregon	127	371	.342
8. USC	120	340	.353
Colorado	124	351	.353
10. Arizona	163	448	.364
11. Utah	110	296	.372
12. Washington	148	375	.395

REBOUNDING OFFENSE	G	Reb	Avg/G
1. UCLA	18	753	41.8
2. Oregon State	18	750	41.7
3. Utah	18	719	39.9
4. Stanford	17	674	39.6
5. Oregon	18	672	37.3
6. California	18	667	37.1
7. Colorado	18	665	36.9
8. Arizona State	18	637	35.4
9. USC	18	592	32.9
10. Washington State	17	551	32.4
11. Washington	18	546	30.3
12. Arizona	18	529	29.4

REBOUNDING DEFENSE	G	Reb	Avg/G
1. Arizona State	18	527	29.3
2. Oregon State	18	572	31.8
3. Oregon	18	588	32.7
4. California	18	600	33.3
5. Utah	18	614	34.1
6. Stanford	17	585	34.4
7. UCLA	18	647	35.9
8. USC	18	655	36.4
9. Colorado	18	704	39.1
10. Washington	18	741	41.2
11. Arizona	18	781	43.4
12. Washington State	17	741	43.6

REBOUNDING MARGIN	Team	Opp	Margin
1. Oregon State	41.7	31.8	+9.9
2. Arizona State	35.4	29.3	+6.1
3. UCLA	41.8	35.9	+5.9
4. Utah	39.9	34.1	+5.8
5. Stanford	39.6	34.4	+5.2
6. Oregon	37.3	32.7	+4.6
7. California	37.1	33.3	+3.8
8. Colorado	36.9	39.1	-2.2
9. USC	32.9	36.4	-3.5
10. Washington	30.3	41.2	-10.9
11. Washington State	32.4	43.6	-11.2
12. Arizona	29.4	43.4	-14.0

BLOCKED SHOTS	G	Blocks	Avg/G
1. Oregon State	18	107	5.90
2. Stanford	17	87	5.10
3. Washington State	17	82	4.80
4. Oregon	18	73	4.10
Utah	18	73	4.10
UCLA	18	73	4.10
7. Colorado	18	64	3.60
8. USC	18	59	3.30
9. California	18	51	2.80
10. Arizona	18	44	2.40
11. Arizona State	18	19	1.10
12. Washington	18	18	1.00

ASSISTS	G	Assts	Avg/G
1. Oregon	18	328	18.20
2. Oregon State	18	320	17.80
3. UCLA	18	311	17.30
4. Arizona State	18	282	15.70
5. Washington State	17	264	15.50
6. California	18	260	14.40
Stanford	17	244	14.40
8. Utah	18	253	14.10
9. USC	18	227	12.60
10. Colorado	18	225	12.50
11. Washington	18	199	11.10
12. Arizona	18	163	9.10

STEALS	G	Steals	Avg/G
1. USC	18	190	10.60
2. Stanford	17	149	8.80
3. Washington	18	156	8.70
UCLA	18	157	8.70
5. Washington State	17	141	8.30
6. Colorado	18	122	6.80
7. Arizona State	18	116	6.40
Oregon	18	116	6.40
9. Utah	18	111	6.20
10. Arizona	18	98	5.40
11. California	18	96	5.30
12. Oregon State	18	63	3.5

TURNOVER MARGIN	Team	Opp	Margin
1. USC	210	309	5.50
2. UCLA	212	281	3.80
3. Washington State	221	276	3.20
4. Washington	258	303	2.50
5. Arizona State	218	240	1.20
6. Stanford	235	252	1.00
7. Oregon	231	221	-0.50
8. Arizona	234	212	1.20
9. Colorado	266	240	1.50
10. California	251	204	2.60
11. Utah	302	227	4.20
12. Oregon State	272	145	7.00

ASSIST/TURNOVER RATIO	A	T	Ratio
1. UCLA	311	212	1.5
2. Oregon	328	231	1.4
3. Arizona State	282	218	1.3
4. Washington State	264	221	1.2
Oregon State	320	272	1.2
6. USC	227	210	1.1
7. California	260	251	1.0
Stanford	244	235	1.0
9. Utah	253	302	0.8
Colorado	225	266	0.8
Washington	199	258	0.8
12. Arizona	163	234	0.7

2017-18 PAC-12 HOME ATTENDANCES

School (Arena, Capacity)	Gms	Att	Avg
Arizona (McKale Center, 14,545)	15	28988	1933
Arizona State (Wells Fargo Arena, 14,198)	16	45813	2863
California (Haas Pavilion, 11,877)	15	34950	2330
Colorado (CU Events Center, 11,064)	16	29134	1821
Oregon (Matthew Knight Arena, 12,541)	19	80842	4255
Oregon State (Gill Coliseum, 10,400)	16	79664	4979
Stanford (Maples Pavilion, 7,233)	16	45837	2865
UCLA (Pauley Pavilion, 12,819)	17	52934	3114
USC (Galen Center, 10,258)	12	11284	940
Utah (Jon M. Huntsman Center, 15,000)	17	28719	1689
Washington (Alaska Airlines Arena, 10,000)	14	27333	1952
Washington State (Beasley Coliseum, 12,058)	12	10458	872
TOTALS	185	475956	2572

TEAM

MOST POINTS

129UCLA vs San Jose State (11/10/17)
 114Oregon vs Weber State (12/02/17)

MARGIN OF VICTORY

60 (98-38).....Southern Utah vs Oregon (12/09/17)
 60 (129-69).....San Jose State vs UCLA (11/10/17)

MOST FIELD GOALS MADE

47UCLA vs San Jose State (11/10/17)
 46Colorado vs North Dakota State (11/29/17)
 46Oregon State vs San Jose State (12/10/17)
 46Colorado vs Southeastern La. (11/30/16)

MOST FIELD GOAL ATTEMPTS

90Colorado vs Southeastern La. (11/30/16)
 88Colorado vs Westminster (MO) (12/21/17)

HIGHEST FIELD GOAL PERCENTAGE

.691 (38-55).....California vs University of San Diego (12/07/17)
 .685 (37-54).....Oregon State vs Utah Valley (11/15/17)

MOST 3-PT FG MADE

19Washington vs Idaho (11/22/16)
 18Oregon State vs Washington (02/11/18)
 18Washington vs California (01/27/17)
 18Washington vs Oklahoma (03/20/17)

MOST 3-PT FG ATTEMPTS

45Washington vs Idaho (11/22/16)
 42Washington vs California (01/27/17)

HIGHEST 3-PT PERCENTAGE

.833 (5-6).....Oregon vs Stanford (03/04/17)
 .667 (10-15).....Oregon vs Utah (01/28/18)

MOST FREE THROWS MADE

28California vs Oklahoma (WOMVEG05)
 28Arizona State vs Sacramento State (11/18/17)

MOST FREE THROW ATTEMPTS

40California vs Oklahoma (WOMVEG05)
 39Arizona State vs Stanford (01/07/18)

HIGHEST FREE THROW PERCENTAGE

1.000 (11-11).....Utah at Nevada (12/06/16)
 1.000 (11-11).....Oregon at California (1/8/2017)
 1.000 (11-11).....California at Colorado (1/13/17)
 1.000 (10-10).....UCLA vs Michigan (12/11/16)
 1.000 (10-10).....UCLA vs Presbyterian College (11/12/17)
 1.000 (8-8).....USC vs Oregon (1/13/17)
 1.000 (8-8).....USC at Arizona State (2/24/17)
 1.000 (7-7).....USC vs Arizona State (1/29/17)
 1.000 (7-7).....Oregon State vs Stanford (03/05/17)
 1.000 (6-6).....Colorado at California (2/12/17)
 1.000 (5-5).....Washington State vs Kentucky (11/19/17)
 1.000 (4-4).....Utah at Oregon State (1/20/17)

MOST REBOUNDS

67Washington vs Idaho (11/22/16)
 65UCLA vs San Jose State (11/10/17)
 65Colorado vs Southeastern La. (11/30/16)

MOST ASSISTS

35Oregon State vs Utah Valley (11/15/17)
 31Oregon vs Drake University (11/12/17)
 31Arizona State vs Sacramento State (11/18/17)
 31Oregon State vs San Jose State (12/10/17)

MOST STEALS

21Oregon vs CSUN (11/10/17)
 20Washington State at BYU (03/16/17)

MOST BLOCKED SHOTS

16Colorado vs Southeastern La. (11/30/16)
 14Washington State vs Colorado (02/25/17)

MOST TURNOVERS

33California vs Oklahoma (WOMVEG05)
 29USC vs Long Beach State (11/27/16)

MOST FOULS

31ARIZONA VS ALCORN STATE (11/13/16)
 30USC VS MISSOURI STATE (11/22/16)

INDIVIDUAL

MOST POINTS

57Plum,Kelsey (Washington) vs Utah (02/25/17)
 50Anigwe,Kristine (California) vs Sacramento State (12/8/16)

MOST FIELD GOALS MADE

19Anigwe,Kristine (California) vs Sacramento State (12/8/16)
 19Plum,Kelsey (Washington) vs Utah (02/25/17)

MOST FIELD GOAL ATTEMPTS

33Plum,Kelsey (Washington) vs Oregon (03/03/17)
 29Plum,Kelsey (Washington) at Arizona State (1/15/17)

HIGHEST FIELD GOAL PERCENTAGE

1.000(12-12).....Ruthy Hebard (Oregon) - at Washington State (02/11/18)
 1.000(12-12).....Ruthy Hebard (Oregon) - USC (02/16/18)
 .0.923 (12-13).....Ruthy Hebard (Oregon) vs Portland State (12/17/16)

MOST 3-PT FG MADE

10Romeo, Natalie (Washington) vs California (01/27/17)
 9Asha Thomas (California) - vs MANHATTAN (11/24/17)

MOST 3-PT FG ATTEMPTS

19Romeo, Natalie (Washington) vs California (01/27/17)
 18Sabrina Ionescu (Oregon) - vs WASHINGTON (12/31/17)

HIGHEST 3-PT PERCENTAGE

1.000 (5-5).....Corral, Heather (Washington) at Oregon (12/30/16)
 1.000 (5-5)Maite Cazorla (Oregon) at Utah (01/28/18)
 .875 (7-8)..... McWilliams, Katie (Oregon State) vs Lamar (11/11/16)
 .875 (7-8).....Plum,Kelsey (Washington) vs Stanford (01/29/17)

MOST FREE THROWS MADE

21Minyon Moore (USC) - at Loyola Marymount (12/01/17)
 16Anigwe,Kristine (California) vs Oklahoma (WOMVEG05)
 15Leonard, Kennedy (Colorado) at Mississippi Valley S (12/17/16)

MOST FREE THROW ATTEMPTS

23Minyon Moore (USC) - at Loyola Marymount (12/01/17)
 22Anigwe,Kristine (California) vs Oklahoma (WOMVEG05)
 20Leonard, Kennedy (Colorado) at Mississippi Valley S (12/17/16)

HIGHEST FREE THROW PERCENTAGE

1.000 (12-12).....Canada, Jordin (UCLA) at California (2/3/2017)
 1.000 (11-11)Wiese, Sydney (Oregon State) vs Idaho (12/2/16)
 1.000 (11-11)..... Anigwe,Kristine (California) at Colorado (1/13/17)
 1.000 (10-10).....Plum,Kelsey (Washington) at Seattle University (11/26/16)
 1.000 (9-9).....Osahor,Chantel (Washington) vs Colorado State (11/14/16)
 1.000 (9-9).....Billings, Monique (UCLA) vs Iowa (11/24/16)
 1.000 (9-9).....Plum,Kelsey (Washington) vs Boise State (12/11/16)
 1.000 (9-9).....Bocclair, Tanaeya (Utah) at Washington (02/25/17)
 1.000 (8-8).....Simon, Kristen (USC) vs Portland (11/23/16)
 1.000 (8-8).....Smith, Haley (Colorado) at UCLA (01/01/17)
 1.000 (8-8).....Plum,Kelsey (Washington) vs UCLA (01/08/17)
 1.000 (8-8).....Plum,Kelsey (Washington) vs Arizona (02/10/17)
 1.000 (8-8).....Plum,Kelsey (Washington) vs Montana State (03/18/17)

MOST REBOUNDS

30Osahor,Chantel (Washington) at Washington State (01/22/17)
 27Osahor,Chantel (Washington) vs Oregon (03/03/17)

MOST ASSISTS

16Canada, Jordin (UCLA) vs Boise State (03/18/17)
 15Moore, Minyon (USC) at Sacramento State (12/03/16)

MOST STEALS

11Jordin Canada (UCLA) vs San Jose State (11/10/17)
 8Moore, Minyon (USC) vs Grambling State (12/16/16)
 8Hailey, Caila (Washington State) at BYU (03/16/17)
 8Minyon Moore (USC) at Washington State (01/26/18)
 8Aliyah Mazyck (USC) at Oregon (02/16/18)

MOST BLOCKED SHOTS

12McClure, Nike (Washington State) vs Colorado (02/25/17)
 8Jones, Asiah (USC) vs Mississippi State (12/18/16)

MOST TURNOVERS

12Cowling,Mikayla (California) vs LSU (03/18/17)
 11Anigwe,Kristine (California) vs Baylor (03/20/17)

MOST POINTS

Career:	3,527**	Kelsey Plum, WASH, 2014-17
Season:	1,109**	Kelsey Plum, WASH, 2017
Game:	57	Kelsey Plum, WASH vs. Utah, 2/25/17
Conf.:	57	Kelsey Plum, WASH vs. Utah, 2/25/17

HIGHEST SCORING AVERAGE

Career:	25.4	Kelsey Plum, WASH, 2014-17
Season:	31.7	Kelsey Plum, WASH, 2017

MOST FIELD GOALS

Career:	1,136	Kelsey Plum, WASH, 2014-17
Season:	402**	Chiney Ogwumike, STAN, 2014
Game:	19	Kelsey Plum, WASH vs. Utah, 2/25/17
	19	Kristine Anigwe, CAL vs. Sacramento State, 12/8/16
	19	Nnemkadi Ogwumike, STAN vs. Tennessee, 12/20/11
	19	Jayne Appel, STAN vs. Iowa State, 3/30/09
	19	Melani Francis, ASU vs. New Mexico, 1/1/94
	19	Jennifer Bennett, CAL vs. Creighton, 3/20/87
Conf.:	19	Kelsey Plum, WASH vs. Utah, 2/25/17
	19	Natalie Williams, UCLA vs. California, 2/24/94

MOST FIELD GOALS ATTEMPTED

Career:	2,565	Kelsey Plum, WASH, 2014-17
Season:	760	Kelsey Plum, WASH, 2016
Game:	36	Monica Rasberry, OSU vs. Oregon, 12/10/88
Conf.:	36	Monica Rasberry, OSU vs. Oregon, 12/10/88

HIGHEST FIELD GOAL PERCENTAGE**(min. 4 made per game)**

Career:	.644	Kristin Folk, STAN, 1995, 1997-98 (250-388)
Season:	.660	Ruthy Hebard, ORE 2017 (272-412)
Game:	1.000	Ruthy Hebard, ORE at Washington State, 2/11/18 (12-12)
Conf.:	1.000	Ruthy Hebard, ORE at Washington State, 2/11/18 (12-12)

MOST THREE-POINT FIELD GOALS

Career:	373	Sydney Wiese, OSU, 2014-17
Season:	124	Taylor Lilley, ORE, 2010
Game:	11	Kristi Kingma, WASH at Oregon, 2/15/13
Conf.:	11	Kristi Kingma, WASH at Oregon, 2/15/13

MOST THREE-POINT FIELD GOAL ATTEMPTS

Career:	909	Sydney Wiese, OSU, 2014-17
Season:	306	Katelyn Loper, ORE, 2014
	306	Taylor Lilley, ORE, 2010
Game:	21	Jamie Craighead, ORE vs. Iowa, 3/17/11
Conf.:	19	Natalia Romeo, WASH vs. California, 1/27/17

HIGHEST THREE-POINT FIELD GOAL PCT**(min. 1 made per game)**

Career:	(44-89)	.494	Rosalind Moore-Senior, ASU, 1987-89
Season:	(43-82)	.524	Kristin Iwanaga, CAL, 2005
Game:	(7-7)**	1.000	Jennifer Azzi, STAN vs. Eastern Michigan, 12/29/89
	(6-6)	1.000	Katie Hempen, ASU vs. New Mexico State, 3/18/16
	(6-6)	1.000	Kelsey Plum, WASH vs. Oregon State, 1/24/14
	(5-5)	1.000	Maité Cazorla, WASH at Utah, 1/28/18
	(5-5)	1.000	Heather Corral, WASH at Oregon, 12/30/16
	(5-5)	1.000	Lexy Kresl, COLO vs. Oregon State, 3/6/15
	(5-5)	1.000	Joslyn Tinkle, STAN vs. Michigan, 3/26/13
	(5-5)	1.000	Lexy Kresl, COLO vs. New Mexico, 12/29/12
	(5-5)	1.000	Micaela Cocks, ORE vs. Long Beach State, 12/5/09
	(5-5)	1.000	Sarah Pool, CAL at San Jose State, 12/8/05
	(5-5)	1.000	Melanie Pearson, UCLA vs. North Carolina, 12/18/97
Conf.:	(6-6)	1.000	Kaela Chapdelaine, ORE vs. UCLA, 2/23/08
	(5-5)	1.000	Maité Cazorla, WASH at Utah, 1/28/18
	(5-5)	1.000	Heather Corral, WASH at Oregon, 12/30/16
	(5-5)	1.000	Lauren St. Clair, STAN vs. UCLA, 2/3/00
	(5-5)	1.000	Brook Coulter, CAL vs. UCLA, 2/4/01
	(5-5)	1.000	Kiki Williams, CAL vs. Oregon, 3/5/04

MOST FREE THROWS

Career:	912**	Kelsey Plum, WASH, 2014-present
Season:	266	Kelsey Plum, WASH, 2016
Game:	23	Shaunda Greene, WASH vs. Northern Illinois, 11/30/91
Conf.:	20	Judy Shannon, OSU vs. Washington, 1/20/91

MOST CONSECUTIVE FREE THROWS MADE

44	Bonnie Samuelson, STAN, 1/3/14-12/22/14
35	Kelsey Plum, WASH, 2014-15
33	Erica Mashia, USC, 11/12/95-1/11/96
32	Michelle Greco, UCLA, 2002-03

MOST FREE THROW ATTEMPTS

Career:	1,036	Kelsey Plum, WASH, 2014-17
Season:	299	Kelsey Plum, WASH, 2016
Game:	27	Shaunda Greene, WASH vs. N. Illinois, 11/30/91
Conf.:	24	Judy Shannon, OSU vs. Washington, 1/20/90

HIGHEST FREE THROW PERCENTAGE**(min. 2 made per game)**

Career:	(235-264)	.890	Kristin Iwanaga, CAL, 2002-2005
Season:	(85-91)	.934	Kristin Iwanaga, CAL, 2005
Game:	(15-15)	1.000	Kristi Kingma, WASH vs. Oregon State, 1/25/13
	(15-15)	1.000	Maylana Martin, UCLA vs. Kentucky, 3/15/99
	(15-15)	1.000	Brina Chaney, OSU vs. Oregon, 2/7/04
	(14-14)	1.000	Teresa Palmisano, CAL vs. St Mary's, 12/5/90
	(14-14)	1.000	Jessica Schutt, ORE vs. Washington, 2/19/95
Conf.:	(15-15)	1.000	Kristi Kingma, WASH vs. Oregon State, 1/25/13
	(15-15)	1.000	Brina Chaney, OSU vs. Oregon, 2/7/04
	(14-14)	1.000	Jessica Schutt, ORE vs. Washington, 2/19/95

MOST REBOUNDS

Career:	1,712	Jillian Alleyne, ORE, 2013-16
Season:	519	Chantel Osahor, WASH, 2017
	519	Jillian Alleyne, ORE, 2014
Game:	30	Chantel Osahor, WASH at Washington State, 1/22/17
Conf.:	30	Chantel Osahor, WASH at Washington State, 1/22/17

HIGHEST REBOUNDING AVERAGE

Career:	14.3	Jillian Alleyne, ORE, 2013-16
Season:	16.2	Jillian Alleyne, ORE, 2014

MOST ASSISTS

Career:	828	Jordin Canada, UCLA, 2015-18
Season:	298	Sabrina Ionescu, ORE, 2018
Game:	20	Jade Hyett, WSU vs. California, 1/23/97
Conf.:	20	Jade Hyett, WSU vs. California, 1/23/97

HIGHEST ASSIST AVERAGE

Career:	7.1	Ryneldi Becenti, ASU, 1991-93
Season:	9.3	Brenda Pantoja, ARIZ, 1995-96

MOST BLOCKED SHOTS

Career:	425	Ruth Hamblin, OSU, 2013-16
Season:	141	Ruth Hamblin, OSU, 2014
Game:	13	Stefanie Kasperski, ORE vs. W. Kentucky, 12/29/87
Conf.:	12	Nike McClure, WSU vs. Colorado, 2/25/17
	12	Stefanie Kasperski, ORE vs. California, 2/26/88

HIGHEST BLOCKED SHOTS AVERAGE

Career:	3.4	Stefanie Kasperski, ORE, 1987-90
Season:	4.3	Stefanie Kasperski, ORE, 1988

MOST STEALS

Career:	372	Lisa Willis, UCLA, 2002-06
Season:	123	Jade Hyett, WSU, 1997
Game:	13	Sandra Van Embricqs, UCLA vs. Arizona, 2/12/87
Conf.:	13	Sandra Van Embricqs, UCLA vs. Arizona, 2/12/87

HIGHEST STEALS AVERAGE

Career:	3.1	Lisa Willis, UCLA, 2002-06
Season:	4.6	Jade Hyett, WSU, 1997

** NCAA Record

MOST POINTS

Season:	3,132	Oregon, 2018
Game:	129	UCLA vs. San Jose State (69), Nov. 11, 2017
Conf. Game:	119	Arizona vs. Oregon (112), Jan. 16, 2010
Both Teams, Gm:	231	Arizona (119) vs. Oregon (112), Jan. 16, 2010
Both Teams, Conf:	231	Arizona (119) vs. Oregon (112), Jan. 16, 2010
Losing Tm, Gm:	112	Oregon vs. Arizona (119), Jan. 16, 2010
Losing Tm, Conf:	112	Oregon vs. Arizona (119), Jan. 16, 2010

HIGHEST SCORING AVERAGE

Season:	93.2	Oregon, 2014
---------	------	--------------

LARGEST SCORING MARGIN

Season:	26.6	Stanford, 1990 (92.8 offense, 66.2 defense)
Game:	77	Stanford (112) vs. Washington (35), Jan. 8, 2009
Conf.:	77	Stanford (112) vs. Washington (35), Jan. 8, 2009

MOST FIELD GOALS

Season:	1165	Oregon, 2018 (38 games)
Game:	52	California vs. Sacramento State, Dec. 6, 2015
Conf.:	47	Stanford vs. Arizona, Feb. 24, 1990

MOST FIELD GOAL ATTEMPTS

Season:	2,608	Oregon, 2014 (32 games)
Game:	113	Oregon vs. Sacramento State, Nov. 28, 2010
Conf.:	101	Oregon vs. California, Jan. 5, 2013

HIGHEST FIELD GOAL PERCENTAGE

Season:	.521	Stanford, 1998 (800-1,536)
Game:	.696	Oregon at DePaul, Dec. 22, 1999 (32-46)
Conf.:	.695	UCLA at Washington State, Feb. 25, 1999 (41-59)

MOST THREE-POINT FIELD GOALS

Season:	357	Washington, 2017
Game:	19	Washington vs. Idaho, Nov. 22, 2016
Conf.:	18	Oregon State vs. Washington, Feb. 11, 2018
	18	Washington vs. Oklahoma, Mar. 20, 2017
	18	Washington vs. California, Jan. 27, 2017
	18	Washington at Oregon, Feb. 15, 2013

MOST THREE-POINT FIELD GOAL ATTEMPTS

Season:	1,004	Oregon, 2014
Game:	52	Oregon vs. Southern, Dec. 18, 2013
Conf.:	42	Washington vs. California, 1/27/17
	42	Oregon at UCLA, Jan. 17, 2014
	42	Stanford vs. Oregon, Jan. 5, 2012

HIGHEST 3-POINT FIELD GOAL PERCENTAGE

Season:	.443	Oregon, 1989 (51-115)
Game (Min. 7 att.):	.857	Stanford vs. UCLA, Jan. 18, 2013 (6-7)
Conf. (Min. 7 att.):	.857	Stanford vs. UCLA, Jan. 18, 2013 (6-7)

MOST FREE THROWS

Season:	642	Stanford, 1997
	642	UCLA, 1999
Game:	51	Washington vs. Northern Illinois, Nov. 30, 1991
Conf.:	41	California vs. Arizona State, Feb. 20, 1990

MOST FREE THROW ATTEMPTS

Season:	905	UCLA, 1999
Game:	69	Washington vs. Northern Illinois, Nov. 30, 1991
Conf.:	54	California vs. Arizona State, Feb. 20, 1990

HIGHEST FREE THROW PERCENTAGE

Season:	.808	Stanford, 2004 (476-589)
Game (Min.10 att):	1.000	Arizona vs. Bowling Green, Dec. 28, 2000 (17-17)
	1.000	Washington State vs. Oregon, Jan. 20, 2001 (17-17)
	1.000	Arizona vs. Stanford, Jan. 15, 1994 (17-17)
	1.000	Oregon St. vs. Washington State, Feb. 14, 2004 (17-17)
Conf. (Min.10 att):	1.000	Washington State vs. Oregon, Jan. 20, 2001 (17-17)
	1.000	Arizona vs. Stanford, Jan. 15, 1994 (17-17)
	1.000	Oregon State vs. Washington State, Feb. 14, 2004 (17-17)

MOST REBOUNDS

Season:	1,663	Stanford, 2009
Game:	75	Oregon vs. Sacramento State, Nov. 28, 2010
Conf.:	68	Stanford at Oregon, Jan. 27, 2011

HIGHEST REBOUNDING AVERAGE

Season:	47.8	Arizona State, 1990-91
---------	------	------------------------

LARGEST REBOUNDING MARGIN

Season:	13.2	Stanford, 2009 (43.8 offense, 30.5 defense)
Game:	41	Oregon State (74) vs. Hawaii (33), Dec. 20, 1993
Conf.:	36	Stanford (68) vs. Oregon (32), Jan. 27, 2011

MOST ASSISTS

Season:	758	Stanford, 1990
Game:	40	Oregon State vs. Sacramento State, Dec. 6, 2014
Conf.:	35	Stanford vs. California, Feb. 18, 1994

MOST BLOCKED SHOTS

Season:	235	Oregon State, 2016
Game:	16	Colorado vs. Southeastern La., Nov. 30, 2016
	16	Arizona State vs. Washington, Feb. 16, 2012
	16	Oregon vs. Western Kentucky, Dec. 29, 1987
Conf.:	16	Arizona State vs. Washington, Feb. 16, 2012

MOST STEALS

Season:	435	UCLA, 1999
Game:	28	California vs. South Carolina State, Nov. 23, 2003
Conf.:	25	California vs. Arizona, Feb. 3, 1990
	25	UCLA vs. Washington St., Jan. 5, 2003

MOST PERSONAL FOULS

Season:	733	Colorado, 2014
Game:	39	Stanford vs. Arizona, Feb. 28, 1998
Conf.:	39	Stanford vs. Arizona, Feb. 28, 1998

FEWEST PERSONAL FOULS

Season:	403	Oregon State, 2011
Game:	3	Oregon State vs. UC Santa Barbara, Dec. 16, 2017
Conf.:	5	Oregon vs. Stanford, Mar. 1, 2015

FEWEST POINTS ALLOWED

Season:	1632	Washington, 2011
Game:	23	Arizona State (75) vs. UC Irvine, Dec. 6, 2008
Conf.:	30	Arizona State (59) vs. Washington State, Feb. 21, 2008

LOWEST POINTS ALLOWED AVERAGE

Season:	51.9	Oregon State, 2016
	51.9	Stanford, 2013

LOWEST FIELD GOAL PERCENTAGE ALLOWED

Season:	.316	Stanford, 2013 (693-2192)
Game:	.154	Arizona vs. Howard (6-39), 2016 (Nov. 18, 2015)
	.154	Stanford vs. Pacific, Dec. 12, 2003

MOST CONSECUTIVE VICTORIES

All Games:	27	Stanford, Dec. 30, 2009-April 2, 2010
Conf.:	67	Stanford, Jan. 22, 2009-Jan. 9, 2013
Vs. Conf. teams	81	Stanford, Jan. 22, 2009-Jan. 9, 2013 <i>(includes postseason games)</i>

MOST CHAMPIONSHIPS

NCAA:	2	Stanford (1990, 92)
	2	USC (1983, 84)
WNIT:	2	Oregon State (1980, 82)
	2	Oregon (1989, 2002)
	1	Arizona (1996)
	1	California (2010)
	1	UCLA (2015)
Conf:	22	Stanford (1989, 90*, 91, 92, 93, 95, 96, 97, 98, 01*, 02, 03, 04*, 05, 06, 07, 08, 09, 10, 11, 12, 13*)
	3	Oregon (1999*, 2000, 18)
	3	Oregon State (2015, 16*, 17)
	3	Washington (1988, 90*, 01*)
	2	Arizona State (2000*, 16*)
	2	USC (1987, 94)
	1	Arizona (2004)
	1	California (2013)
	1	UCLA (1999)
		* - co-champions

WINS AND LOSSES

Highest Winning Pct:	.970	Stanford, 1990 (32-1)
Most Wins, Season:	36	Stanford, 2010
Most Wins, Conf. Season:	18	Stanford, 1989, '96, '97, 2002, '10, '11, '12
Most 20-Win Seasons:	28	Stanford (1988, 89, 90, 91, 92, 93, 94, 95, 96, 97, 98, 2000, 02, 03, 04, 05, 06, 07, 08, 09, 10, 11, 12, 13, 14, 15, 16, 17, 18)
Most Losses, Season:	27	Washington State, 2002
Most Losses, Conf. Season:	18	Washington State, 2002

POINTS (1500 Club)

1. Kelsey Plum, WASH (2014-17)**	3527
2. Chiney Ogwumike, STAN (2011-14)	2737
3. Candice Wiggins, STAN (2005-08)	2629
4. Nnemkadi Ogwumike, STAN (2009-12)	2491
5. Lisa Leslie, USC (1991-94)	2414
6. Tanja Kostic, OSU (1993-96)	2349
7. Jazmine Davis, WASH (2012-15)	2277
8. Tina Thompson, USC (1994-97)	2248
9. Adia Barnes, ARIZ (1995-98)	2237
10. Kate Starbird, STAN (1994-97)	2215
11. Jordyn Canada, UCLA (2015-18)	2153
12. Jillian Alleyne, ORE (2013-16)	2151
13. Ashley Walker, CAL (2006-09)	2142
14. Jayne Appel, STAN (2007-2010)	2125
15. Maylana Martin, UCLA (1997-00)	2101
Val Whiting, STAN (1989-93)	2077
17. Nicole Powell, STAN (2001-04)	2062
18. Davellyn Whyte, ARIZ (2010-13)	2059
19. Jamie Redd, WASH (1996-99)	2027
20. Cherie Nelson, USC (1987-89)	1996
21. Alexis Gray-Lawson, CAL (2007-10)	1982
22. Dee-Dee Wheeler, ARIZ (2002-05)	1966
23. Stefanie Kasperski, ORE (1987-90)	1956
24. Kayla Pedersen, STAN (2008-11)	1941
25. Giuliana Mendiola, WASH (2001-04)	1928
26. Rehema Stephens, UCLA (1990-92)	1887
27. Nirra Fields, UCLA (2013-16)	1867
28. Kristine Anigwe, CAL (2016-present)	1849
29. Cassie Harberts, USC (2011-14)	1832
30. Noelle Quinn, UCLA (2004-07)	1829
31. Sydney Wiese, OSU (2014-17)	1824
32. Layshia Clarendon, CAL (2010-13)	1820
33. Talia Walton, WASH (2012-16)	1819
34. Natalie Williams, UCLA (1991-94)	1813
35. Felicia Ragland, OSU (1999-02)	1803
36. Rhonda Smith, WASH (1992-95)	1801
37. Nikki Blue, UCLA (2003-06)	1797
38. Jamie Weisner, OSU (2012-16)	1777
39. Reshanda Gray, CAL (2012-15)	1769
40. Monique Billings, UCLA (2015-18)	1761
41. Lia Galdeira, WSU (2012-15)	1710
42. Michelle Greco, UCLA (1999-03)	1707
43. Brittany Boyd, CAL (2012-15)	1695
44. Ebony Hoffman, USC (2001-04)	1687
45. Lisa Willis, UCLA (2003-06)	1677
46. Loree Payne, WASH (2000-03)	1675
47. Ify Ibekwe, ARIZ (2008-11)	1653
48. Trisha Stevens, STAN (1988-91)	1649
49. Emily Potter, UTAH (2014, 16-18)	1635
50. Jennifer Azzi, STAN (1987-90)	1634
51. Michelle Plouffe, UTAH (2012-14)*	1620
Elizabeth Pickney, ARIZ (1999-02)	1620
53. Megan Franza, WASH (1998-01)	1612
54. Teresa Palmisano, CAL (1988-91)	1610
55. Briana Gilbreath, USC (2009-12)	1608
56. Karen Deden, WASH (1988-91)	1596
57. Devane Hampton, CAL (2006-09)	1588
58. Katy Steding, STAN (1987-90)	1586
59. Anette Mollerstrom, OSU (1993-96)	1582
60. Atoney Nyingifa, UCLA (2009, 11-14)	1570
61. Lindsey Pluimer, UCLA (2005-08)	1556
62. Ashley Corral, USC (2009-12)	1542
63. Ty Presley, WSU (2011-15)	1541
64. Trisha Stafford, CAL (1988-92)	1530
65. Jenni Ruff, WSU (1993-96)	1526
66. Brooke Smith, STAN (2002-07)	1520
67. Olympia Scott, STAN (1995-98)	1524
68. Anita Kaplan, STAN (1992-95)	1509
69. Amanda Johnson, ORE (2009-12)	1505
70. Arianne Boyer, ORE (1993-97)	1501

* Total reflects only Pac-12 years.
Active:
Kristine Anigwe, CAL (2016-pres.) 19.5
Sabrina Ionescu, ORE (2017-pres.) 17.3

REBOUNDS (700 Club)

1. Jillian Alleyne, ORE (2013-16)	1712
2. Chiney Ogwumike, STAN (2011-14)	1567
3. Kayla Pedersen, stan (2008-11)	1266
4. Jayne Appel, STAN (2007-10)	1263
5. Chantel Osahor, WASH (2014-17)	1253
6. Nnemkadi Ogwumike, STAN (2009-12)	1226
7. Gennifer Brandon, CAL (2010, 12-14)	1219
8. Lisa Leslie, USC (1991-94)	1214
9. Ify Ibekwe, ARIZ (2008-11)	1194
10. Tina Thompson, USC (1994-97)	1168
11. Monique Billings, UCLA (2015-18)	1159
12. Nicole Powell, STAN (2001-04)	1143
13. Aminah Williams, WASH (2012-15)	1142
14. Natalie Williams, UCLA (1991-94)	1137
15. Val Whiting, STAN (1989-93)	1134
16. Ashley Walker, CAL (2006-09)	1117
17. Emily Potter, UTAH (2014, 16-18)	1037
18. Ruth Hamblin, OSU (2013-16)	1027
19. Talia Caldwell, CAL (2010-13)	1007
20. Ebony Hoffman, USC (2001-04)	1003
Amber Hall, WASH (1996-99)	1003
22. Tanja Kostic, OSU (1993-96)	1001
23. Stefanie Kasperski, ORE (1987-90)	996
24. Kaylee Johnson, STAN (2015-18)	992
24. Erica McCall, STAN (2014-2017)	976
26. Maylana Martin, UCLA (1997-00)	935
27. Cassie Harberts, USC (2011-14)	925
27. Markel Walker, UCLA (2010-13)	925
29. Sophie Brunner, ASU (2014-17)	921
Adia Barnes, ARIZ (1995-98)	921
31. Kristen Simon, USC (2015-18)	917
Atoney Nyingifa, UCLA (2011-14)	920
Cherie Nelson, USC (1987-89)	920
34. Michelle Plouffe, UTAH (2012-14)*	915
35. Shawntinice Polk, ARIZ (2003-05)	914
36. Karen Deden, WASH (1988-91)	912
37. Talia Walton, WASH (2012-16)	908
38. Reshanda Gray, CAL (2012-15)	904
38. Kate Benz, WSU (2003-07)	899
39. Deven Hunter, OSU (2013-16)	893
Amanda Johnson, ORE (2009-12)	893
41. Devane Hampton, CAL (2006-09)	876
42. Keshia Martin, CAL (1989-93)	875
43. Teresa Palmisano, CAL (1988-91)	874
44. Kristine Anigwe, CAL (2016-present)	871
45. Debbie Sporchich, ORE (1991-94)	868
46. Katy Steding, STAN (1987-90)	864
47. Arianne Boyer, ORE (1994-97)	850
48. Marie Gulich, OSU (2015-18)	843
49. Andre Bills, ORE (2002-05)	825
50. Monique Ambers, ASU (1990-93)	823
51. Gena Pelz, WASH (1995-98)	820
52. Briana Gilbreath, USC (2009-12)	813
53. Sandra Van Embricqs, UCLA (1987-90)	811
54. Rhonda Smith, WASH (1992-95)	803
55. Taryn Wijowski, UTAH (2012-13, 15)*	799
56. Janae Hubbard, UCLA (1997-00)	798
57. Noelle Quinn, UCLA (2004-07)	794
58. Jennie Leander, CAL (1996-99)	790
59. Ingrid Dixon, CAL (1991-94)	789
60. Brittany Boyd, CAL (2012-15)	787
61. Kristen Newlin, STAN (2003-07)	780
Rachel Hemmer, STAN (1992-95)	780
63. Cathrine Kraayeveld, ORE (2002-05)	774
64. Jamee Swan, COLO (2013-16)	772
65. Giuliana Mendiola, WASH (2001-04)	769
66. Sonjha Fleming, OSU (1990-93)	759
67. Tiffany Ducker, OSU (2005-08)	755
67. Olympia Scott, STAN (1995-98)	753
68. Felicia Ragland, OSU (1999-02)	739
69. Christina Marinacci, USC (2010-13)	738
70. Lindsey Pluimer, UCLA (2005-08)	737
71. Elizabeth Pickney, ARIZ (1999-02)	736
72. Alexyz Vaoletama, USC (2011-15)	734
73. Jazmine Perkins, WSU (2010-12)	728
74. Jenni Ruff, WSU (1993-96)	727
75. Eshaya Murphy, USC (2003-07)	722
76. Trisha Stafford, CAL (1989-92)	721
77. Jamie Weisner, OSU (2013-16)	719
78. Jamie Redd, WASH (1996-99)	714
79. Mikaela Ruef, STAN (2010-14)	708
80. Brooke Smith, STAN (2004-07)	706

REBOUNDING AVG. (min. 2 seasons)

1. Jillian Alleyne, ORE (2013-16)	14.3
2. Natalie Williams, UCLA (1991-94)	12.8
3. Chiney Ogwumike, STAN (2011-14)	10.8
4. Cherie Nelson, USC (1987-89)	10.7
5. Ify Ibekwe, ARIZ (2008-pres.)	10.3
6. Tina Thompson, USC (1994-97)	10.2
7. Lisa Leslie, USC (1991-94)	10.1
8. Chantel Osahor, WASH (2014-17)	9.8
9. Shawntinice Polk, ARIZ (2003-05)	9.7
10. Gennifer Brandon, CAL (2010, 12-14)	9.6
11. Nicole Powell, STAN (2001-04)	9.6
Amber Hall, WASH (1995-99)	9.6
13. Judy Shannon, OSU (1991-92)	9.5
Michelle Plouffe, UTAH (2012-14)	9.3
15. Debbie Sporchich, ORE (1991-94)	9.1
16. Tanja Kostic, OSU (1993-96)	9.0
17. Val Whiting, STAN (1989-93)	8.8
18. Aminah Williams, WASH (2012-15)	8.7
Ebony Hoffman, USC (2001-04)	8.7
Dana Patterson, ARIZ (1987-88)	8.7

Active:
Kristine Anigwe, CAL (2016-present) 9.2
Ruthy Hebard, ORE (2017-present) 8.7

FIELD GOALS MADE

1. Kelsey Plum, WASH (2014-17)	1136
2. Chiney Ogwumike, STAN (2011-14)	1100
3. Lisa Leslie, USC (1991-94)	973
4. Nnemkadi Ogwumike, STAN (2009-12)	965
5. Candice Wiggins, STAN (2005-08)	889
6. Adia Barnes, ARIZ (1995-98)	881
7. Jayne Appel (2007-10)	876
8. Tanja Kostic, OSU (1993-96)	869
9. Jillian Alleyne, ORE (2013-16)	829
10. Kate Starbird, STAN (1994-97)	818

FIELD GOAL ATTEMPTS

1. Kelsey Plum, WASH (2014-17)	2565
2. Candice Wiggins, STAN (2005-08)	1934
3. Jazmine Davis, WASH (2012-2015)	1924
4. Chiney Ogwumike, STAN (2011-14)	1868
5. Jordyn Canada, UCLA (2015-18)	1850
6. Jamie Redd, WASH (1996-99)	1838
7. Lisa Leslie, USC (1991-94)	1822
8. Talia Walton, WASH (2013-16)	1820
9. Nirra Fields, UCLA (2013-16)	1816
10. Rehema Stephens, UCLA (1989-92)	1807

FIELD GOAL PCT.

(min. 4 made per game)	
1. Kristin Folk, STAN (1995, 97-98)	64.4
2. Chiney Ogwumike, STAN (2011-14)	58.9
3. Nnemkadi Ogwumike, STAN (2009-12)	58.3
4. Tatum Brown, ARIZ (1999-00)	58.2
5. Kristin Kovesdy, ASU (2003-06)	57.5
6. Shawntinice Polk, ARIZ (2003-05)	57.3
7. Jayne Appel, STAN (2007-10)	56.5
8. Kisa Hughes, UCLA (1994-96)	56.4
9. Stefanie Kasperski, ORE (1987-90)	56.3
10. Melody Johnson, ASU (2001-02)	56.2

Active:
Ruthy Hebard, ORE (2017-present) 62.6
Kristine Anigwe, CAL (2016-present) 56.8

THREE-POINT FIELD GOALS MADE

1. Sydney Wiese, OSU (2014-17)	373
2. Kelsey Plum, WASH (2014-17)	343
3. Candice Wiggins, STAN (2005-08)	295
4. Ashley Corral, USC (2009-12)	292
5. Lisa Griffith, ARIZ (1997-00)	285
6. Lexi Bando, ORE (2015-18)	283
7. Davellyn Whyte, ARIZ (2010-13)	274
8. Taylor Lilley, ORE (2007-10)	270
9. Jeanette Pohlen, STAN (2008-11)	268
10. Jazmine Davis, WASH (2012-2015)	265

THREE-POINT FG ATTEMPTS

1. Sydney Wiese, OSU (2014-17)	909
2. Kelsey Plum, WASH (2014-17)	897
3. Ashley Corral, USC (2009-12)	820
4. Davellyn Whyte, ARIZ (2010-13)	813
5. Jazmine Davis, WASH (2012-2015)	764
6. Candice Wiggins, STAN (2005-08)	754
7. Talia Walton, WASH (2013-16)	753
8. Lisa Griffith, ARIZ (1997-00)	747
9. Loree Payne, WASH (2000-03)	732
10. Jeanette Pohlen, STAN (2008-11)	711

THREE-POINT FG PCT

(min. 1 made per game)	
1. Rosalind Moore-Senior, ASU (1987-89)	49.4
2. Chris Holten, CAL (1987-90)	46.7
3. Lexi Bando, ORE (2014-18)	45.7
4. Jennifer Azzi, STAN (1987-90)	45.2
5. Karlie Samuelson, STAN (2014-17)	44.5
6. Michelle Eble, ORE (1987-90)	44.3
7. Jonni Gray, WSU (1987-89)	42.4
8. Laura Moore, WASH (1990-93)	42.4
9. Kristin Iwanaga, CAL (2002-05)	42.2
10. Jamie Weisner, OSU (2013-16)	41.1

Active:
Sabrina Ionescu, ORE (2017-present) 43.0
Kat Tudor, OSU (2017-present) 41.2

FREE THROWS MADE

1. Kelsey Plum, WASH (2014-17)**	912
2. Tanja Kostic, OSU (1993-96)	608
3. Jazmine Davis, WASH (2012-15)	578
4. Cassie Harberts, USC (2011-14)	560
5. Candice Wiggins, STAN (2005-08)	556
6. Nnemkadi Ogwumike, STAN (2009-12)	555
7. Tina Thompson, USC (1994-97)	552
8. Maylana Martin, UCLA (1997-00)	550
9. Chiney Ogwumike, STAN (2011-14)	532
10. Jordyn Canada, UCLA (2015-18)	518

FREE THROW ATTEMPTS

1. Kelsey Plum, WASH (2014-17)	1036
2. Tanja Kostic, OSU (1993-96)	903
3. Cassie Harberts, USC (2011-14)	862
4. Jillian Alleyne, ORE (2012-16)	798
5. Maylana Martin, UCLA (1997-00)	797
6. Jazmine Davis, WASH (2012-15)	779
7. Chiney Ogwumike, STAN (2011-14)	755
8. Tina Thompson, USC (1994-97)	755
9. Rhonda Smith, WASH (1992-95)	722
10. Nnemkadi Ogwumike, STAN (2009-12)	718

FREE THROW PCT

(min. 2 made per game)	
1. Kristin Iwanaga, CAL (2002-05)	89.0
2. Kelsey Plum, WASH (2014-17)	88.0
3. Kelley Suminski, STAN (2002-05)	84.3
4. Laura Moore, WASH (1990-93)	84.0
5. Shaquala Williams, ORE (1999-03)	83.9
6. Briann January, ASU (2006-09)	83.0
7. Nicole Powell, STAN (2001-04)	82.9
8. Reiko Thomas, ARIZ (2009-12)	82.6
9. Julie Zeilstra, STAN (1988-91)	82.7
10. Briann January, ASU (2006-09)	83.0

ASSISTS

1. Jordyn Canada, UCLA (2015-18)	831
2. Sonja Henning, STAN (1988-91)	757
3. Jennifer Azzi, STAN (1987-90)	751
4. Brittany Boyd, CAL (2012-2015)	732
5. Erica Gomez, UCLA (1996-00)	697
6. Brenda Pantoja, ARIZ (1993-96)	688
7. Milena Flores, STAN (1997-00)	644
8. Sydney Wiese, OSU (2014-17)	626
9. Giuliana Mendiola, WASH (2001-04)	612
10. Nikki Blue, UCLA (2003-06)	602

STEALS

1. Lisa Willis, UCLA (2003-06)	372
2. Brittany Boyd, CAL (2012-2015)	367
3. Jordyn Canada, UCLA (2015-18)	347
4. Nikki Blue, UCLA (2003-06)	325
5. Tammy Story, USC (1989-92)	309
6. Dee-Dee Wheeler, ARIZ (2002-05)	304
7. Michelle Greco, UCLA (1999-03)	288
8. Courtney Johnson, CAL (1997-01)	286
9. Candice Wiggins, STAN (2005-08)	281
10. Sonja Henning, STAN (1988-91)	280

BLOCKED SHOTS

1. Ruth Hamblin, OSU (2013-2016)	425
2. Stefanie Kasperski, ORE (1987-90)	402
3. Lisa Leslie, USC (1991-94)	321
4. Jayne Appel, STAN (2007-10)	273
5. Emily Potter, UTAH (2014, 16-18)	270
6. Monique Billings, UCLA (2015-18)	228
7. Shawntinice Polk, ARIZ (2003-05)	222
Jenny Mowe, ORE (1997-01)	222
8. Brina Chaney, OSU (2001-04)	208
10. Chiney Ogwumike, STAN (2011-14)	202

** NCAA record

MOST POINTS (600-POINT CLUB)

- Kelsey Plum, WASH (2017)** 1,109
- Chiney Ogwumike, STAN (2014) 967
- Kesley Plum, WASH (2016) 960
- Nnemkadi Ogwumike, STAN (2012) 809
- Chiney Ogwumike, STAN (2013) 805
- Candice Wiggins, STAN (2008) 787
- Kate Starbird, STAN (1997) 753
- 8. Sabrina Ionescu, ORE (2018) 748**
- Kelsey Plum, WASH (2015) 746
- Candice Wiggins, STAN (2006) 740
- Jennifer Bennett, CAL (1987) 736
- 12. Kristine Anigwe, CAL (2017) 714**
- Cherie Nelson, USC (1988) 714
- Kelsey Plum, WASH (2014) 712
- Rehema Stephens, UCLA (1991) 709
- Nnemkadi Ogwumike, STAN (2010) 704
- Christae Rowe, ORE (2014) 690
- Jenni Ruff, WSU (1996) 685
- Jillian Alleyne, ORE (2014) 684
- Cherie Nelson, USC (1989) 678
- Ashley Walker, CAL (2009) 672
- Giuliana Mendiola, WASH (2004) 661
- Lisa Leslie, USC (1994) 657
- Adia Barnes, ARIZ (1998) 653
- Tina Thompson, USC (1997) 653
- 26. Ruthy Hebard, ORE (2018) 652**
- Tanja Kostic, OSU (1996) 650
- Stefanie Kasperski, ORE (1989) 650
- Tanja Kostic, OSU (1995) 648
- Tia Presley, WSU (2014) 647
- Trisha Stafford, CAL (1992) 647
- Kate Starbird, STAN (1996) 643
- Alexis Gray-Lawson, CAL (2010) 642
- Lia Galdeira, WSU (2015) 640
- Jasmine Davis, WASH (2014) 639
- Felicia Ragland, OSU (2002) 638
- Krstine Anigwe, CAL (2016) 635
- Michelle Plouffe, UTAH (2013) 635
- Lisa Leslie, USC (1992) 632
- Nicole Powell, STAN (2004) 627
- Jamie Weisner, OSU (2016) 623
- Tina Thompson, USC (1996) 623
- Jayne Appel, STAN (2009) 613
- Candice Wiggins, STAN (2005) 612
- Talia Walton, WASH (2016) 611
- Lia Galdiera, WSU (2014) 611
- Val Whiting, STAN (1992) 611
- Jordin Canada, UCLA (2017) 606
- Cherie Nelson, USC (1987) 604
- Taylor Lilley, ORE (2010) 601
- Judy Shannon, OSU (1992) 600

SCORING AVG. G . . . PTS . . . AVG

- Kelsey Plum, WASH (2017) 35 . . 1109 31.7
- Chiney Ogwumike, STAN (2014) 37 . . 967 . 26.1
- Cherie Nelson, USC (1989) 26 . 678 . 26.1
- Kelsey Plum, WASH (2016) 37 . . 960 . 25.9
- Rehema Stephens, UCLA (1991) 28 . . 709 . 25.3
- Cherie Nelson, USC (1988) 30 . . 714 . 23.8
- Jennifer Bennett, CAL (1987) 31 . . 736 . 23.7
- Jenni Ruff, WSU (1996) 29 . . 685 . 23.6
- Natalie Williams, UCLA (1994) 24 . . 561 . 23.4
- Tanja Kostic, OSU (1996) 28 . . 650 . 23.2

REBOUNDS (300-REBOUND CLUB)

- Chantel Osahor, WASH (2017) 519
- Jillian Alleyne, ORE (2014) 519
- Chiney Ogwumike, STAN (2013) 466
- Jillian Alleyne, ORE (2015) 455
- Chiney Ogwumike, STAN (2014) 446
- Chantel Osahor, WASH (2016) 417
- Gennifer Brandon, CAL (2013) 389
- Nnemkadi Ogwumike, STAN (2010) 376
- Chiney Ogwumike, STAN (2012) 374
- Ruth Hamblin, OSU (2016) 370
- Jillian Alleyne, ORE (2013) 370
- Lisa Leslie, USC (1994) 369
- Jillian Alleyne, ORE (2016) 368
- Nnemkadi Ogwumike, STAN (2012) 368
- Kayla Pedersen, STAN (2010) 362
- Monique Billings, UCLA (2017) 357
- Aminah Williams, WASH (2013) 356
- Aminah Williams, WASH (2014) 354
- Ify Ibekwe, ARIZ (2010) 352
- Jayne Appel, STAN (2009) 349
- Cherie Nelson, USC (1987) 348
- Michelle Plouffe, UTAH (2013) 347
- Gennifer Brandon, CAL (2012) 346
- Nicole Powell, STAN (2004) 346
- Mikaela Ruef, STAN (2014) 345
- Kaylee Johnson, STAN (2015) 344
- Jayne Appel, STAN (2008) 344
- Erica McCall, STAN (2017) 343
- Shawntinice Polk, ARIZ (2004) 339
- Emily Potter, UTAH (2016) 337
- Ify Ibekwe, ARIZ (2009) 336
- Shawntinice Polk, ARIZ (2003) 335
- Monique Billings, UCLA (2018) 333
- Ruthy Hebard, ORE (2018) 333**
- Kayla Pedersen, STAN (2008) 329
- Nicole Powell, STAN (2002) 327
- Cherie Nelson, USC (1988) 324
- Erica McCall, STAN (2016) 321
- Jayne Appel, STAN (2010) 321
- Natalie Williams, UCLA (1992) 318
- 42. Kristine Anigwe, CAL (2017) 317**
- Ashley Walker, CAL (2008) 317
- Tina Thompson, USC (1994) 316
- 45. Ruthy Hebard, ORE (2017) 314**
- Ify Ibekwe, ARIZ (2011) 314
- Natalie Williams, UCLA (1994) 314
- Amber Hall, WASH (1998) 313
- Marie Gülich, OSU (2018) 311
- Natalie Williams, UCLA (1993) 310
- Val Whiting, STAN (1991) 310
- Aminah Williams, WASH (2015) 308
- Michelle Plouffe, UTAH (2014) 306
- Tina Thompson, USC (1997) 306
- Stephanie Kasperski, ORE (1989) 304
- Ebony Hall, USC (2003) 303

REBOUNDING AVG. G . . . REB . . . AVG

- Jillian Alleyne, ORE (2014) 32 . . 519 . 16.2
- Chantel Osahor, WASH (2017) 34 . . 519 . 15.3
- Jillian Alleyne, ORE (2015) 30 . . 455 . 15.2
- Natalie Williams, UCLA (1992) 23 . . 318 . 13.8
- Jillian Alleyne, ORE (2016) 27 . . 367 . 13.6
- Natalie Williams, UCLA (1993) 23 . . 310 . 13.5
- Natalie Williams, UCLA (1994) 24 . . 314 . 13.1
- Chiney Ogwumike, STAN (2013) 36 . . 466 . 12.9
- Lisa Leslie, USC (1994) 30 . . 369 . 12.3
- Chiney Ogwumike, STAN (2014) 37 . . 446 . 12.1

FIELD GOALS MADE

- Chiney Ogwumike, STAN (2014)** 402
- Kelsey Plum, WASH (2017) 379
- Chiney Ogwumike, STAN (2013) 317
- Kelsey Plum, WASH (2016) 308
- Nnemkadi Ogwumike, STAN (2012) 307
- Jennifer Bennett, CAL (1987) 280
- Cherie Nelson, USC (1988) 275
- Kate Starbird, STAN (1997) 275
- Rehema Stephens, UCLA (1991) 273
- 10. Ruthy Hebard, ORE (2018) 272**

FIELD GOALS ATTEMPTS

- Kelsey Plum, WASH (2016) 760
- Kelsey Plum, WASH (2017) 717
- Chiney Ogwumike, STAN (2014) 669
- Christae Rowe, ORE (2014) 654
- Rehema Stephens, UCLA (1991) 617
- Candice Wiggins, STAN (2008) 602
- Rehema Stephens, UCLA (1990) 596
- Rehema Stephens, UCLA (1992) 594
- Lia Galdeira, WSU (2015) 593
- Felicia Ragland, OSU (2002) 581

FIELD GOAL PCT.

(minimum 4 made per game) FG-FGA . PCT

- 1. Ruthy Hebard, ORE (2018) 272-412 66.0**
- Marie Gülich, OSU (2018) 252-385 65.2
- Judie Lomax, OSU (2007) 120-186 64.5
- Veranda James, ARIZ (2001) 108-168 64.3
- Nnemkadi Ogwumike, STAN (2009) 161-256 62.9
- Tina Lelas, OSU (1995) 143-232 61.6
- Kristen Kovesdy, ASU (2005) 168-274 61.3
- Brooke Smith, STAN (2005) 199-326 61.0
- Shawntinice Polk, ARIZ (2003) 218-358 60.9
- Stefanie Kasperski, ORE (1993) 264-436 60.6

THREE-POINT FIELD GOALS MADE

- Taylor Lilley, ORE (2010) 124
- Kelsey Plum, WASH (2017) 115
- Sydney Wiese, OSU (2014) 112
- Sydney Wiese, OSU (2017) 103
- Sabrina Ionescu, ORE (2018) 102
- Karlie Samuelson, STAN (2017) 96
- Jeanette Pohlen, STAN (2011) 96
- Natalie Romeo, WASH (2017) 94
- Sydney Wiese, OSU (2015) 92
- Lisa Griffith, ARIZ (1997) 92

THREE-POINT FG ATTEMPTS

- Katelyn Loper, ORE (2014) 306
- Taylor Lilley, ORE (2010) 306
- Kristi Kingma, WASH (2013) 272
- Kelsey Plum, WASH (2017) 269
- 5. Aliyah Mazyck, USC (2018) 265**
- Sydney Wiese, OSU (2014) 264
- Christae Rowe, ORE (2014) 263
- Candice Wiggins, STAN (2008) 253
- Natalie Romeo, WASH (2017) 242
- Sydney Wiese, OSU (2017) 242
- Jasmine Davis, WASH (2014) 242

THREE-POINT FIELD GOAL PCT.

(minimum 1 made per game) FG-FGA . PCT

- Kristin Iwanaga, CAL (2005) 43-82 . 52.4
- Taylor Lilley, ORE (2007) 39-77 . 50.6
- Jennifer Azzi, STAN (1989) 53-107 . 49.5
- Karlie Samuelson, STAN (2017) 96-198 . 48.5
- Lexi Bando, ORE (2017) 76-160 . 47.5
- Karlie Samuelson, STAN (2016) 80-169 . 47.3
- Rosiland Moore-Senior, ASU (1989) 34-72 . 47.2
- Michelle Eble, ORE (1989) 41-87 . 47.1
- Susan Borchardt, STAN (2005) 45-96 . 46.9
- Chris Holten, CAL (1989) 46-98 . 46.9

** NCAA Records

FREE THROWS

1. Kelsey Plum, WASH (2016)	266
2. Kelsey Plum, WASH (2017)	236
3. Kelsey Plum, WASH (2015)	207
Cassie Harberts, USC (2013)	207
5. Kelsey Plum, WASH (2014)	203
Jenni Ruff, WSU (1996)	203
7. Nnemkadi Ogwumike, STAN (2012)	191
8. Jillian Alleyne, ORE (2014)	190
9. Candice Wiggins, STAN (2008)	184
10. Trisha Stafford, CAL (1992)	180
Tanja Kostic, OSU (1996)	180

FREE THROW ATTEMPTS

1. Kelsey Plum, WASH (2016)	299
2. Cassie Harberts, USC (2013)	298
3. Tanja Kostic, OSU (1995)	274
4. Jillian Alleyne, ORE (2014)	268
5. Kelsey Plum, WASH (2017)	266
6. Tanja Kostic, OSU (1996)	263
7. Jenni Ruff, WSU (1996)	261
8. Kristine Anigwe, CAL (2017)	254
9. Trisha Stafford, CAL (1992)	244
Monique Billings, UCLA (2017)	242

FREE THROW PCT.

(minimum 2 made per game) FT-FTA . . PCT	
1. Kristin Iwanaga, CAL (2005)	85-91 . 93.4
2. Gabrielle Richards, ORE (2006)	60-66 . 90.9
3. Shaquala Williams, ORE (2002)	108-119 90.8
4. Reiko Thomas, ARIZ (2010)	75-83 . 90.4
5. Andrea Constand, ARIZ (1996)	64-71 . 90.1
6. Mercedes Fox-Griffin, OSU (2009)	81-90 . 90.0
7. Kelsey Plum, WASH (2015)	207-231 89.6
8. Jeanette Pohlen, STAN (2011)	75-84 . 89.3
9. Kelsey Plum, WASH (2016)	207-231 89.6
10. Kelsey Plum, WASH (2017)	236-266 88.7

ASSISTS

1. Sabrina Ionescu, ORE (2018)	298
2. Brenda Pantoja, ARIZ (1996)	278
3. Jordin Canada, UCLA (2018)	248
4. Jordin Canada, UCLA (2017)	242
Reshea Bristol, ARIZ (2001)	242
6. Sonja Henning, STAN (1991)	237
7. Erica Gomez, UCLA (1999)	227
8. Brittany Boyd, CAL (2015)	226
9. Sonja Henning, STAN (1990)	221
10. Nicole Powell, STAN (2002)	220



USC's Cherie Nelson holds the Conference record for most points in a game, scoring 50 in 1989.

ASSISTS PER GAME G . . AST . AVG

1. Brenda Pantoja, ARIZ (1996)	30	278	9.3
2. Boky Vidic, OSU (1994)	21	176	8.4
3. Sabrina Ionescu, ORE (2018)	38	298	7.8
4. Reshea Bristol, ARIZ (2001)	32	242	7.6
Jade Hyett, WSU (1997)	27	205	7.6
6. Sonja Henning, STAN (1991)	32	237	7.4
7. Milena Flores, STAN (1999)	30	219	7.3
8. Ryneldi Becenti, ASU (1993)	27	195	7.2
9. Jordin Canada, UCLA (2018)	35	245	7.1
Jordin Canada, UCLA (2017)	34	242	7.1

STEALS

1. Jade Hyatt, WSU (1997)	123
2. Lisa Willis, UCLA (2006)	115
3. Jordin Canada, UCLA (2018)	114
4. Lia Galdeira, WSU (2015)	105
5. Nikki Thompson, ASU (1994)	104
6. Lisa Willis, UCLA (2005)	102
7. Lisa Willis, UCLA (2004)	100
Nicole Anderson, UCLA (1993)	100
Eliza Sokolowska, CAL (1995)	100
10. Brittany Boyd, CAL (2015)	97
Detra Lockhart, UCLA (1994)	97

STEALS PER GAME G . . STL . AVG

1. Jade Hyatt, WSU (1997)	27	123	4.6
2. Nikki Thompson, ASU (1994)	25	104	4.2
3. Nicole Anderson, UCLA (1993)	27	100	3.7
4. Eliza Sokolowska, CAL (1995)	27	100	3.7
5. Lisa Willis, UCLA (2005)	28	102	3.64
6. Lisa Willis, UCLA (2006)	32	115	3.59
7. Penny Bowden, WSU (1988)	28	96	3.4
8. Tammy Story, USC (1990)	27	91	3.4
9. Nikki Blue, UCLA (2005)	27	91	3.37
9. Lisa Willis, UCLA (2004)	30	100	3.33
10. Lia Galdeira, WSU (2015)	32	105	3.28

BLOCKED SHOTS

1. Ruth Hamblin, OSU (2014)	141
2. Ruth Hamblin, OSU (2016)	130
3. Ruth Hamblin, OSU (2015)	122
4. Stefanie Kasperski, ORE (1988)	119
5. Patricia Bright, OSU (2012)	115
6. Stefanie Kasperski, ORE (1989)	111
7. Marie Gülich, OSU (2018)	95
Lisa Leslie, USC (1993)	95
8. Lisa Leslie, USC (1994)	94
10. El Sara Greer, OSU (2011)	92
Stefanie Kasperski, ORE (1990)	92

BLOCKS PER GAME G . . REB . AVG

1. Stefanie Kasperski, ORE (1988)	28	119	4.3
2. Ruth Hamblin, OSU (2014)	35	141	4.03
3. Ruth Hamblin, OSU (2015)	32	122	3.81
4. Ruth Hamblin, OSU (2016)	37	130	3.51
5. Stefanie Kasperski, ORE (1989)	32	111	3.5
6. Patricia Bright, OSU (2012)	33	115	3.48
7. Lisa Leslie, USC (1993)	29	95	3.3
8. Stefanie Kasperski, ORE (1990)	29	92	3.2
9. Lisa Leslie, USC (1994)	30	94	3.1
10. El Sara Greer, OSU (2011)	30	92	3.07

2018-19 Returnees in bold



Oregon State's Tanja Kostic is fifth in the Pac-12 career scoring records and 18th in rebounding.



USC's Lisa Leslie is one of the most decorated players in Pac-12 women's basketball history.

SCORING	G.....	PTS ...	AVG
1986-87	Jennifer Bennett, CAL	31	736...23.7
1987-88	Cherie Nelson, USC	30	714...23.8
1988-89	Cherie Nelson, USC	26	678...26.1
1989-90	Rehema Stephens, UCLA	29	583...20.1
1990-91	Rehema Stephens, UCLA	28	709...25.3
1991-92	Trisha Stafford, CAL	29	647...22.3
1992-93	Natalie Williams, UCLA	23	488...21.2
1993-94	Natalie Williams, UCLA	24	561...23.4
1994-95	Tanja Kostic, OSU	29	648...22.3
1995-96	Jenni Ruff, WSU	29	685...23.6
1996-97	Tina Thompson, USC	29	653...22.5
1997-98	Adia Barnes, ARIZ	30	653...21.8
1998-99	Maylana Martin, UCLA	31	565...18.2
1999-00	Shaquala Williams, ORE	31	549...17.7
2000-01	Michelle Greco, UCLA	27	537...19.9
2001-02	Felicia Ragland, OSU	32	638...19.9
2002-03	Michelle Greco, UCLA	29	549...18.9
2003-04	Giuliana Mendiola, WASH	31	661...21.3
2004-05	Dee-Dee Wheeler, ARIZ	32	564...17.6
2005-06	Candice Wiggins, STAN	34	740...21.8
2006-07	Casey Nash, OSU	28	560...20.0
2007-08	Candice Wiggins, STAN	39	787...20.2
2008-09	Ashley Walker, CAL	34	672...19.8
2009-10	Nnemkadi Ogwumike, STAN	38	704...18.5
2010-11	Nnemkadi Ogwumike, STAN	33	576...17.5
2011-12	Nnemkadi Ogwumike, STAN	36	809...22.5
2012-13	Chiney Ogwumike, STAN	36	805...22.4
2013-14	Chiney Ogwumike, STAN	37	967...26.1
2014-15	Kelsey Plum, WASH	33	746...22.6
2015-16	Kelsey Plum, WASH	37	960...25.9
2016-17	Kelsey Plum, WASH	35	1109...31.7
2017-18	Sabrina Ionescu, ORE	38	748...19.7

REBOUNDING	G.....	REB ..	AVG
1986-87	Cherie Nelson, USC	30	348...11.6
1987-88	Cherie Nelson, USC	30	324...10.8
1988-89	Fran Ciak, ASU	28	285...10.2
1989-90	S. VanEmbricqs, UCLA	29	278...9.6
1990-91	Teresa Palmisano, CAL	28	284...10.1
1991-92	Natalie Williams, UCLA	23	318...13.8
1992-93	Natalie Williams, UCLA	23	310...13.5
1993-94	Natalie Williams, UCLA	24	314...13.1
1994-95	Tina Thompson, USC	28	294...10.5
1995-96	Tanja Kostic, OSU	28	303...10.8
1996-97	Amber Hall, WASH	22	244...11.1
1997-98	Amber Hall, WASH	28	313...11.2
1998-99	Amber Hall, WASH	27	282...10.4
1999-00	Maylana Martin, UCLA	29	252...8.7
2000-01	Nicole Powell, STAN	30	255...8.5
2001-02	Nicole Powell, STAN	35	327...9.3
2002-03	Shawntinice Polk, ARIZ	31	335...10.8
2003-04	Nicole Powell, STAN	31	346...11.2
2004-05	Kate Benz, WSU	28	254...9.1
2005-06	Kate Benz, WSU	28	255...9.1
2006-07	Ashley Walker, CAL	32	277...8.7
2007-08	Ashley Walker, CAL	34	317...9.3
2008-09	Iffy Ibeke, ARIZ	29	336...11.6
2009-10	Iffy Ibeke, ARIZ	31	352...11.4
2010-11	Iffy Ibeke, ARIZ	32	314...9.8
2011-12	Markel Walker, UCLA	23	252...11.0
2012-13	Chiney Ogwumike, STAN	36	466...12.9
2013-14	Jillian Alleyne, ORE	32	519...16.2
2014-15	Jillian Alleyne, ORE	30	455...15.2
2015-16	Jillian Alleyne, ORE	27	368...13.6
2016-17	Chantel Osahor, WASH	34	518...15.2
2017-18	Monique Billings, UCLA	35	333...9.5

FIELD GOAL PCT.	FGM .	FGA ...	PCT.
1986-87	Monica Lamb, USC	224	381...58.8
1987-88	Tammy Leikem, ARIZ	120	211...56.9
1988-89	Stefanie Kasperski, ORE	264	436...60.6
1989-90	Trisha Stevens, STAN	240	437...54.9
1990-91	Kim Conway, ARIZ	125	214...58.4
1991-92	Camille Thompson, WSU	153	260...58.8
1992-93	Debbie Sporcich, ORE	124	206...60.2
1993-94	Sara Wilson, ORE	144	239...59.3
1994-95	Tina Lelas, OSU	143	232...61.6
1995-96	Kisa Hughes, UCLA	158	274...57.7
1996-97	Maylana Martin, UCLA	171	306...55.9
1997-98	Marte Alexander, ARIZ	144	239...59.4
1998-99	Jenny Mowe, ORE	95	159...59.7
1999-00	Tatum Brown, ARIZ	154	261...59.0
2000-01	Jenny Mowe, ORE	100	168...59.5
2001-02	Bethany Donaphin, STAN	137	232...59.1
2002-03	Shawntinice Polk, ARIZ	218	358...60.9
2003-04	Shawntinice Polk, ARIZ	230	401...57.4
2004-05	Kristen Kovedy, ASU	168	274...61.3
2005-06	Kristen Kovedy, ASU	165	275...60.0
2006-07	Judie Lomax, OSU	120	186...64.5
2007-08	Jayne Appel, STAN	251	427...58.8
2008-09	Nnemkadi Ogwumike, STAN	161	256...62.9
2009-10	Nnemkadi Ogwumike, STAN	266	445...59.8
2010-11	Nnemkadi Ogwumike, STAN	231	394...58.6
2011-12	Regina Rogers, WASH	219	375...58.4
2012-13	Chiney Ogwumike, STAN	317	541...58.6
2013-14	Chiney Ogwumike, STAN	402	669...60.1
2014-15	Ruth Hamblin, OSU	181	312...58.0
2015-16	Jillian Alleyne, ORE	203	347...58.5
2016-17	Ruthy Hebard, ORE	217	369...58.8
2017-18	Monique Billings, UCLA	272	412...66.0

3-PT FIELD GOAL PCT.	3F	ATT ...	PCT.
1986-87			
1987-88	Jennifer Azzi, STAN	70	162...43.2
1988-89	Jennifer Azzi, STAN	53	107...49.5
1989-90	Katy Steding, STAN	71	153...46.4
1990-91	Jennifer Bourn, ORE	49	111...44.1
1991-92	Jennifer Self, CAL	64	149...43.0
1992-93	Laura Moore, WASH	64	159...40.3
1993-94	Anette Mollerstrom, OSU	43	93...46.2
1994-95	Liisa Kotilainen, ASU	27	58...46.6
1995-96	Erica Mashia, USC	38	87...43.7
1996-97	Kate Starbird, STAN	74	174...42.5
1997-98	Joanna Smith, WSU	39	84...46.4
1998-99	Michelle Tom, ASU	29	69...42.0
1999-00	Lauren St. Clair, STAN	30	131...46.6
2000-01	Felicia Ragland, OSU	63	136...46.3
2001-02	Kelley Suminski, STAN	38	82...46.3
2002-03	Giuliana Mendiola, WASH	48	105...45.7
2003-04	Susan Borchardt, STAN	55	126...43.7
2004-05	Kristin Iwanaga, CAL	43	82...52.4
2005-06	Krista Rappahahn, STAN	91	208...43.8
2006-07	Taylor Lilley, ORE	39	77...50.6
2007-08	Alexis Gray-Lawson, CAL	56	140...40.0
2008-09	Briann January, ASU	65	145...44.8
2009-10	Victoria Kenyon, ORE	37	85...43.5
2010-11	Jackie Gemelos, USC	52	123...42.3
2011-12	Ashley Corral, USC	69	184...37.5
2012-13	Rachel Messer, UTAH	37	84...44.0
2013-14	Sydney Wiese, OSU	112	264...42.4
2014-15	Lexi Bando, ORE	55	125...44.0
2015-16	Karlie Samuelson, STAN	80	169...47.3
2016-17	Karlie Samuelson, STAN	96	198...48.5
2017-18	Aleah Goodman, OSU	49	106...46.2

FREE THROW PCT.	FTM .	FTA ...	PCT.
1986-87	Sherry Poole, ASU	84	100...84.0
1987-88	Jonni Gray, WSU	61	76...80.3
1988-89	Angie Miller, WSU	106	126...84.1
1989-90	Karen O'Connor, ASU	114	137...83.2
1990-91	Julie Zeilstra, STAN	149	175...85.1
1991-92	Lisa Salsman, ASU	65	75...86.7
1992-93	Laura Moore, WASH	75	92...81.5
1993-94	Jessica Schutt, ORE	56	67...83.6
1994-95	Sally Crowe, ORE	102	118...86.4
1995-96	Andrea Constand, ARIZ	64	71...90.1
1996-97	Kate Starbird, STAN	129	157...82.2
1997-98	Sonja Curtis, ORE	101	121...83.5
1998-99	Milena Flores, STAN	83	104...79.8
1999-00	Milena Flores, STAN	71	81...87.7
2000-01	Michelle Greco, UCLA	77	89...86.5
2001-02	Shaquala Williams, ORE	108	119...90.8
2002-03	Nicole Powell, STAN	98	112...87.5
2003-04	Nicole Powell, STAN	161	188...85.6
2004-05	Kristin Iwanaga, CAL	85	91...93.4
2005-06	Gabrielle Richards, ORE	60	66...90.9
2006-07	Emily Westerberg, ASU	133	153...86.9
2007-08	Briann January, ASU	114	132...86.4
2008-09	Mercedes Fox-Griffin, OSU	81	90...90.0
2009-10	Reiko Thomas, ARIZ	70	83...90.4
2010-11	Jeanette Pohlen, STAN	75	84...89.3
2011-12	Nnemkadi Ogwumike, STAN	191	230...83.0
2012-13	Devyn Galland, ORE	84	96...87.5
2013-14	Deja Mann, ASU	78	90...86.7
2014-15	Kelsey Plum, WASH	207	231...89.6
2015-16	Kelsey Plum, WASH	266	299...89.0
2016-17	Kelsey Plum, WASH	236	266...88.7
2017-18	Asha Thomas, CAL	78	90...86.7

STEALS	G.....	ST	AVG
1986-87	Penny Bowden, WSU	28	88...3.1
1987-88	Penny Bowden, WSU	28	96...3.4
1988-89	Karen O'Connor, ASU	28	86...3.1
1989-90	Tammy Story, USC	27	91...3.4
1990-91	Tammy Story, USC	30	96...3.2
1991-92	Vanessa Selden, ORE	27	84...3.1
1992-93	Nicole Anderson, UCLA	27	100...3.7
1993-94	Nikki Thompson, ASU	25	104...4.2
1994-95	Eliza Sokolowska, CAL	27	100...3.7
1995-96	Jade Hyett, WSU	29	85...2.9
1996-97	Jade Hyett, WSU	27	123...4.6
1997-98	Stephanie Freeman ASU	26	77...2.96
1998-99	Julia Gray, WASH	29	86...2.97
1999-00	Courtney Johnson, CAL	24	76...3.17
2000-01	Courtney Johnson, CAL	28	89...3.2
2001-02	Felicia Ragland, OSU	32	79...2.47
2002-03	Michelle Greco, UCLA	29	81...2.79
2003-04	Lisa Willis, UCLA	30	100...3.33
2004-05	Lisa Willis, UCLA	28	102...3.64
2005-06	Lisa Willis, UCLA	32	115...3.59
2006-07	Emily Florence, WASH	31	68...2.19
2007-08	Briann January, ASU	33	72...2.18
2008-09	Sami Whitcomb, WASH	30	68...2.27
2009-10	Kiki Moore, WSU	30	95...3.2
2010-11	Eliza Pierre, CAL	34	90...2.65
2011-12	Jazmine Perkins, WSU	33	87...2.64
2012-13	Lia Galdeira, WSU	31	86...2.77
2013-14	Brittany Boyd, CAL	31	89...2.87
2014-15	Lia Galdeira, WSU	32	105...3.28
2015-16	Gabby Green, CAL	27	71...2.63
2016-17	Jordin Canada, UCLA	24	85...2.50
2017-18	Jordin Canada, UCLA	35	114...3.3

BLOCKS	G.....	BLK...	AVG
1986-87	Monica Lamb, USC.....	30	82.....2.7
1987-88	Stefanie Kasperski, ORE.....	28	119.....4.3
1988-89	Stefanie Kasperski, ORE.....	32	111.....3.5
1989-90	Stefanie Kasperski, ORE.....	29	92.....3.2
1990-91	Lisa Leslie, USC.....	30	78.....2.6
1991-92	Lisa Leslie, USC.....	31	54.....1.7
1992-93	Lisa Leslie, USC.....	29	95.....3.3
1993-94	Lisa Leslie, USC.....	30	94.....3.1
1994-95	Renae Fegent, ORE.....	28	65.....2.3
1995-96	Renae Fegent, ORE.....	29	74.....2.6
1996-97	Michelle Campbell, USC.....	28	59.....2.1
1997-98	Marte Alexander, ARIZ.....	29	53.....1.83
1998-99	Jenny Mowe, ORE.....	31	63.....2.03
1999-00	Sissel Pierce, OSU.....	29	85.....2.93
2000-01	Denise Woods, USC.....	27	51.....1.9
2001-02	Cori Enghusen, STAN.....	35	58.....1.66
2002-03	Shawntinice Polk, ARIZ.....	31	80.....2.58
2003-04	Shawntinice Polk, ARIZ.....	33	80.....2.42
2004-05	Shawntinice Polk, ARIZ.....	30	62.....2.07
2005-06	Ashley Walker, CAL.....	30	51.....1.70
2006-07	Jayne Appel, STAN.....	33	61.....1.85
2007-08	Jayne Appel, STAN.....	39	84.....2.15
2008-09	Jayne Appel, STAN.....	38	70.....1.84
2009-10	Carly Noyes, WSU.....	30	57.....1.9
2010-11	El Sara Greer, OSU.....	30	92.....3.07
2011-12	Patricia Bright, OSU.....	33	115.....3.48
2012-13	Joslyn Tinkle, STAN.....	36	66.....1.83
2013-14	Ruth Hamblin, OSU.....	35	141.....4.03
2014-15	Ruth Hamblin, OSU.....	32	122.....3.81
2015-16	Ruth Hamblin, OSU.....	37	130.....3.51
2016-17	Emily Potter, UTAH.....	31	89.....2.87
2017-18	Marie Gulich, OSU.....	34	95.....2.8

ASSISTS	G.....	AST...	AVG
1986-87	Anja Hellman, CAL.....	31	215.....6.9
1987-88	Paula Pyers, USC.....	30	181.....6.0
	Jennifer Azzi, STAN.....	32	191.....6.0
1988-89	Jennifer Azzi, STAN.....	31	203.....6.5
1989-90	Sonja Henning, STAN.....	33	221.....6.7
1990-91	Sonja Henning, STAN.....	32	237.....7.4
1991-92	Ryneldi Becenti, ASU.....	29	201.....6.9
1992-93	Ryneldi Becenti, ASU.....	27	195.....7.2
1993-94	Boky Vidic, OSU.....	21	176.....8.4
1994-95	Boky Vidic, OSU.....	29	203.....7.0
1995-96	Brenda Pantoja, ARIZ.....	30	278.....9.3
1996-97	Jade Hyett, WSU.....	27	205.....7.6
1997-98	Milena Flores, STAN.....	27	165.....6.11
1998-99	Milena Flores, STAN.....	30	219.....7.3
1999-00	Milena Flores, STAN.....	30	178.....5.93
2000-01	Reshea Bristol, ARIZ.....	32	242.....7.6
2001-02	Nicole Powell, STAN.....	35	220.....6.29
2002-03	Giuliana Mendiola, WASH.....	30	162.....5.4
2003-04	Corrie Mizusawa, ORE.....	29	180.....6.21
2004-05	Corrie Mizusawa, ORE.....	30	209.....6.97
2005-06	Nikki Blue, UCLA.....	32	189.....5.91
2006-07	Mercedes Fox-Griffin, OSU.....	28	180.....6.43
2007-08	Ashley Whisonant, ARIZ.....	29	141.....4.86
2008-09	Briann January, ASU.....	35	167.....4.77
2009-10	Ashley Corral, USC.....	31	154.....5.0
2010-11	Sarah Morton, WASH.....	24	118.....4.92
2011-12	Janita Badon, UTAH.....	26	143.....5.50
2012-13	Markel Walker, UCLA.....	33	187.....5.67
2013-14	Brittany Boyd, CAL.....	31	185.....5.97
2014-15	Brittany Boyd, CAL.....	33	26.....6.85
2015-16	Maite Cazorla, ORE.....	35	206.....5.89
2016-17	Jordin Canada, UCLA.....	34	242.....7.12
2017-18	Sabrina Ionescu, ORE.....	38	298.....7.8

ASSIST/TURNOVER RATIO	G.....	AST...	TO . Ratio
1986-87			
1987-88			
1988-89			
1989-90			
1990-91			
1991-92			
1992-93			
1993-94			
1994-95			
1995-96			
1996-97			
1997-98			
1998-99			
1999-00			
2000-01			
2001-02	Leilani Estavan, OSU.....	32	174...75...2.32
2002-03	Julie Brase, ARIZ.....	31	128...66...1.94
2003-04	Corrie Mizusawa, ORE.....	29	180...90...2.00
2004-05	Corrie Mizusawa, ORE.....	30	209...75...2.79
2005-06	Jamie Hagiya, USC.....	31	110...62...1.77
2006-07	JJ Hones, STAN.....	23	90...32...2.81
2007-08	JJ Hones, STAN.....	38	120...47...2.55
2008-09	Briann January, ASU.....	35	167...80...2.1
2009-10	Jeanette Pohlen, STAN.....	37	167...82...2.0
2010-11	Kayla Pedersen, STAN.....	35	123...69...1.78
2011-12	Toni Kokenis, STAN.....	37	132...59...2.24
2012-13	Mercedes Wetmore, WASH.....	32	109...64...1.70
2013-14	Amber Orrange, STAN.....	37	166...57...2.91
2014-15	Sydney Wiese, OSU.....	32	179...87...2.06
2015-16	Maite Cazorla, ORE.....	35	206...103...2.00
2016-17	Jordin Canada, UCLA.....	34	242...97...2.66
2017-18	Reili Richardson, ASU.....	35	166...48...3.5

TRIPLE-DOUBLES

(Pac-12 years only)

DAVELLYN WHYTE, ARIZONA (1)

vs. Arizona State, Feb. 19, 2013
(31 points, 16 rebounds, 10 assists)

RYNELDI BECENTI, ARIZONA STATE (1)

vs. Oregon, Jan. 25, 1992
(15 points, 10 rebounds, 12 assists)

ROBIN CONLEY, ARIZONA STATE (1)

vs. Washington, Jan. 17, 1987
(16 points, 10 rebounds, 15 assists)

BRITTANY BOYD, CALIFORNIA (3)

vs. Sacramento State, Dec. 3, 2014
(11 points, 19 rebounds, 16 assists)
vs. San Jose State, Nov. 28, 2014
(11 points, 13 rebounds, 12 assists)
vs. Washington State, Feb. 27, 2014
(13 points, 14 rebounds, 11 assists)

GABBY CREEN, CALIFORNIA (1)

vs. CSUN, Dec. 30, 2015
(11 points, 10 assists, 14 assists)

ELIZA SOKOLOWSKA, CALIFORNIA (1)

vs. Arizona State, Feb. 9, 1995
(13 points, 15 assists, 10 steals)

CHUCKY JEFFERY, COLORADO (1)

at Oklahoma State, Mar. 25, 2012
(12 points, 12 rebounds, 10 assists)

LEXY KRESL, COLORADO (1)

vs. Colorado State, Nov. 29, 2014
(12 points, 11 rebounds, 11 assists)

SABRINA IONESCU, OREGON (10)*

vs. San Jose State, Nov. 27, 2016
(11 points, 12 rebounds, 11 assists)
at Clemson, Dec. 12, 2016
(23 points, 12 rebounds, 10 assists)
vs. Utah, Jan. 22, 2017
(14 points, 10 rebounds, 13 assists)
vs. UCLA, Feb. 20, 2017
(11 points, 10 rebounds, 10 assists)
vs. Drake, Nov. 12, 2017
(29 points, 10 rebounds, 11 assists)
at Texas A&M, Nov. 16, 2017
(16 points, 10 rebounds, 11 assists)
vs. Mississippi, Dec. 17, 2017
(21 points, 11 rebounds, 14 assists)
vs. Washington, Dec. 31, 2017
(24 points, 14 rebounds, 10 assists)
at Utah, Jan. 28, 2018
(19 points, 10 rebounds, 13 assists)
vs. Seattle University, Mar. 16, 2018
(19 points, 10 rebounds, 11 assists)

SYDNEY WIESE, OREGON STATE (1)

vs. UC Davis, Dec. 14, 2016
(27 points, 10 rebounds, 10 assists)

RUTH HAMBLIN, OREGON STATE (1)

vs. Oregon, Jan. 13, 2014
(23 points, 12 rebounds, 10 blocks)

JENNIFER AZZI, STANFORD (1)

vs. Brigham Young, Jan. 15, 1987
(14 points, 10 rebounds, 16 assists)

SONJA HENNING, STANFORD (1)

vs. Cal State Fullerton, March 16, 1991
(19 points, 10 rebounds, 10 assists)

NICOLE POWELL, STANFORD (6)

vs. Tulane, Mar. 18, 2002
(16 points, 10 rebounds, 10 assists)
vs. Weber State, Mar. 16, 2002
(20 points, 11 rebounds, 10 assists)
vs. Washington, Feb. 14, 2002
(21 points, 10 rebounds, 12 assists)
vs. Santa Clara, Dec. 2, 2001
(29 points, 15 rebounds, 10 assists)
vs. Indiana, Nov. 16, 2001
(11 points, 12 rebounds, 11 assists)
at Washington State, Feb. 22, 2001
(10 points, 10 rebounds, 10 assists)

JORDIN CANADA, UCLA (2)

vs. Southern, Nov. 18, 2016
(11 points, 10 boards, 12 assists)
vs. San Jose State, Nov. 10, 2017
(26 points, 10 assists, 11 steals)

ERICA GOMEZ, UCLA (1)

vs. USC, Feb. 24, 1996
(18 points, 11 rebounds, 10 assists)

NOELLE QUINN, UCLA (1)

vs. California, Feb. 19, 2004
(21 points, 10 rebounds, 10 assists)

MARKEL WALKER, UCLA (1)

vs. Washington State, Feb. 4, 2012
(14 points, 15 rebounds, 10 assists)

CHANTEL OSAHOR (1)

vs. Idaho, Nov. 22, 2016
(11 points, 21 rebounds, 10 assists)

*NCAA Record

SCORING	G	PTS	AVG
1986-87 USC	30	2484	82.8
1987-88 USC	30	2432	81.1
1988-89 Stanford	31	2724	87.9
1989-90 Stanford	33	3036	92.8
1990-91 Stanford	32	2732	85.4
1991-92 Stanford	33	2825	85.6
1992-93 Stanford	32	2527	79.0
1993-94 Stanford	31	2592	83.6
1994-95 Stanford	33	2788	84.5
1995-96 Stanford	32	2485	77.7
1996-97 Stanford	36	3033	84.3
1997-98 Stanford	27	2314	85.7
1998-99 UCLA	34	2896	85.2
1999-00 Arizona	32	2484	77.6
2000-01 Arizona	32	2521	78.8
2001-02 Stanford	35	2809	80.3
2002-03 Washington	30	2267	75.6
2003-04 Arizona	33	2386	72.3
2004-05 Stanford	35	2724	77.8
2005-06 Stanford	34	2671	78.6
2006-07 Arizona State	36	2606	72.4
2007-08 Stanford	39	2928	75.1
2008-09 Stanford	38	2839	76.1
2009-10 Oregon	34	2767	81.4
2010-11 Stanford	36	2856	79.3
2011-12 Stanford	32	2811	76.0
2012-13 California	36	2586	71.8
2013-14 Oregon	32	2981	93.2
2014-15 Washington	33	2476	75.0
2015-16 UCLA	35	2583	73.8
2016-17 Washington	35	2975	85.0
2017-18 Oregon	38	3132	82.4

REBOUNDING	G	REB	AVG
1986-87 Oregon	30	1387	46.2
1987-88 UCLA	30	1306	43.5
1988-89 Arizona State	28	1234	44.1
1989-90 USC	27	1183	43.8
1990-91 Arizona State	28	1337	47.8
1991-92 UCLA	31	1432	46.2
1992-93 Stanford	32	1410	44.1
1993-94 USC	30	1377	45.9
1994-95 Stanford	33	1412	42.8
1995-96 Oregon State	28	1167	41.7
1996-97 Washington	28	1259	45.0
1997-98 Washington	28	1244	44.4
1998-99 Washington	29	1290	44.5
1999-00 UCLA	29	1209	41.7
2000-01 Washington	32	1351	42.2
2001-02 Stanford	35	1517	43.3
2002-03 Arizona	31	1234	39.8
2003-04 Arizona	33	1265	38.3
2004-05 USC	31	1251	40.4
2005-06 Stanford	34	1395	41.0
2006-07 Stanford	34	1454	42.8
2007-08 UCLA	31	1309	42.2
2008-09 Stanford	38	1663	43.8
2009-10 Stanford	38	1719	45.2
2010-11 Stanford	36	1565	43.5
2011-12 California	35	1592	45.5
2012-13 California	36	1606	44.6
2013-14 Oregon	32	1633	51.0
2014-15 Oregon State	32	1370	42.8
2015-16 Oregon State	37	1620	43.8
2016-17 Oregon State	36	1559	43.3
2017-18 Oregon State	34	1428	42.0

FIELD GOAL PCT.	FGM	FGA	PCT
1986-87 USC	1006	2035	49.4
1987-88 Oregon	765	1651	46.3
1988-89 Stanford	1027	2092	49.1
1989-90 Stanford	1160	2317	50.1
1990-91 Washington	835	1764	47.3
1991-92 Stanford	1021	2114	48.3
1992-93 California	837	1815	46.1
1993-94 Oregon State	837	1752	47.8
1994-95 Oregon State	867	1779	48.7
1995-96 Arizona	862	1762	48.9
1996-97 Stanford	1093	2317	47.2
1997-98 Stanford	800	1536	52.1
1998-99 UCLA	1081	2272	47.6
1999-00 Stanford	798	1221	46.4
2000-01 Arizona	914	1946	47.0
2001-02 Stanford	1027	2151	47.7
2002-03 Arizona	883	1888	46.8
2003-04 Arizona	919	2002	45.9
2004-05 Stanford	994	2063	48.2
2005-06 Stanford	999	2137	46.7
2006-07 Arizona State	454	2052	46.5
2007-08 Stanford	1096	2395	45.8
2008-09 Stanford	1098	2323	47.3
2009-10 Stanford	1066	2302	46.3
2010-11 Stanford	1062	2160	49.2
2011-12 Stanford	1049	2298	45.6
2012-13 Stanford	970	2133	45.5
2013-14 Stanford	1066	2269	47.0
2014-15 Oregon State	866	1908	45.4
2015-16 Oregon	931	1998	46.6
2016-17 Washington	1034	2198	47.0
2017-18 Oregon	1165	2332	50.0

SCORING MARGIN	OWN	OPP	DIFF
1986-87 Washington	76.7	64.1	12.6
1987-88 Washington	77.5	62.6	14.9
1988-89 Stanford	87.9	68.3	19.5
1989-90 Stanford	92.8	66.2	23.0
1990-91 Stanford	85.4	70.7	14.7
1991-92 Stanford	85.6	70.1	15.5
1992-93 Stanford	79.0	63.3	15.6
1993-94 Stanford	83.6	65.7	17.9
1994-95 Stanford	84.5	60.8	23.7
1995-96 Stanford	77.7	60.0	17.7
1996-97 Stanford	84.3	61.1	23.1
1997-98 Stanford	85.7	70.9	14.9
1998-99 UCLA	85.2	72.9	12.3
1999-00 Arizona	77.6	67.7	9.9
2000-01 Arizona	78.8	69.7	9.1
2001-02 Stanford	80.3	61.4	18.9
2002-03 Stanford	70.7	58.9	11.8
2003-04 Stanford	70.4	58.4	11.9
2004-05 Stanford	77.8	56.0	21.9
2005-06 Stanford	78.6	62.9	15.7
2006-07 Stanford	71.3	57.1	14.2
2007-08 Stanford	75.1	56.4	18.7
2008-09 Stanford	76.1	55.8	20.3
2009-10 Stanford	76.1	53.9	22.2
2010-11 Stanford	79.3	55.5	23.9
2011-12 Stanford	76.0	55.3	20.7
2012-13 Stanford	70.5	51.9	18.6
2013-14 Stanford	76.7	60.2	16.6
2014-15 Oregon State	72.8	57.2	15.7
2015-16 Oregon State	66.9	51.9	14.9
2016-17 Washington	88.0	64.0	21.0
2017-18 Oregon	82.4	63.6	18.8

REBOUNDING MARGIN	OWN	OPP	DIFF
1986-87 Washington	42.4	34.5	7.9
1987-88 UCLA	43.5	36.0	7.5
1988-89 Oregon	42.7	37.3	5.4
1989-90 Stanford	43.2	35.5	7.6
1990-91 Oregon State	44.5	38.9	5.6
1991-92 Stanford	43.0	38.6	4.4
1992-93 USC	40.5	35.2	5.3
1993-94 USC	45.9	40.6	5.3
1994-95 Stanford	42.8	33.6	9.2
1995-96 Stanford	41.1	35.3	5.8
1996-97 Stanford	43.7	35.6	8.1
1997-98 Stanford	39.3	30.8	8.6
1998-99 UCLA	43.3	38.3	5.0
1999-00 Oregon State	39.7	34.0	5.7
2000-01 Oregon State	38.0	34.4	3.6
2001-02 Stanford	43.3	35.0	8.3
2002-03 Stanford	39.2	31.2	8.0
2003-04 Arizona	38.3	33.5	4.8
2004-05 Stanford	39.5	33.2	6.2
2005-06 Arizona State	37.8	31.3	6.4
2006-07 Stanford	42.8	35.4	7.4
2007-08 California	40.9	33.1	7.7
2008-09 Stanford	43.8	30.5	13.2
2009-10 Stanford	45.2	33.5	11.8
2010-11 Stanford	43.5	31.9	11.6
2011-12 California	45.5	32.9	12.6
2012-13 California	44.6	33.2	11.4
2013-14 Stanford	42.6	34.7	7.9
2014-15 Oregon State	42.8	34.3	8.5
2015-16 Oregon State	43.8	32.4	11.4
2016-17 Oregon State	43.3	32.4	10.9
2017-18 Oregon State	42.0	32.3	9.7

3-PT FIELD GOAL PCT.	FGM	FGA	PCT
1986-87	--	--	--
1987-88 Arizona State	24	58	41.4
1988-89 Oregon	51	115	44.3
1989-90 Stanford	177	420	42.1
1990-91 Washington	80	192	41.7
1991-92 California	134	346	38.7
1992-93 Oregon	155	429	36.1
1993-94 Oregon State	72	185	38.9
1994-95 Washington State	144	423	34.0
1995-96 Arizona	155	406	38.2
1996-97 Stanford	205	544	37.7
1997-98 Stanford	151	381	39.6
1998-99 Washington State	200	568	35.2
1999-00 Stanford	213	522	40.8
2000-01 Stanford	188	504	37.3
2001-02 Stanford	258	657	39.3
2002-03 Washington	246	676	36.4
2003-04 Stanford	256	679	37.7
2004-05 Stanford	221	581	38.0
2005-06 Stanford	241	609	39.6
2006-07 Arizona State	176	466	37.8
2007-08 California	155	447	34.7
2008-09 Arizona State	180	458	39.3
2009-10 Oregon	284	799	33.5
2010-11 Stanford	225	623	36.1
2011-12 Arizona	203	577	39.4
2012-13 Utah	208	589	35.3
2013-14 Oregon State	288	781	36.9
2014-15 Colorado	161	421	38.2
2015-16 Oregon	271	644	42.1
2016-17 Oregon	225	574	39.2
2017-18 Oregon State	283	701	40.4

FREE THROW PCT.....	FTM	FTA	PCT
1986-87 California.....	592	799	74.1
1987-88 Stanford.....	451	608	74.2
1988-89 Washington State.....	485	671	72.3
1989-90 Stanford.....	566	741	76.4
1990-91 Stanford.....	593	810	73.2
1991-92 Stanford.....	633	861	73.5
1992-93 Stanford.....	462	654	70.6
1993-94 Stanford.....	499	677	73.7
1994-95 Oregon.....	479	665	72.0
1995-96 Stanford.....	521	726	71.8
1996-97 Stanford.....	642	887	72.4
1997-98 Stanford.....	563	783	71.9
1998-99 Arizona.....	520	721	72.1
1999-00 Washington State.....	337	453	74.4
2000-01 Stanford.....	413	573	72.1
2001-02 Arizona.....	445	601	74.0
2002-03 Stanford.....	472	611	77.3
2003-04 Stanford.....	476	589	80.8
2004-05 Stanford.....	515	685	75.2
2005-06 Oregon.....	344	459	74.9
2006-07 Arizona State.....	571	768	75.1
2007-08 Stanford.....	509	704	72.3
2008-09 Oregon State.....	462	621	74.4
2009-10 Stanford.....	522	710	73.5
2010-11 Stanford.....	507	683	74.2
2011-12 Stanford.....	521	684	76.2
2012-13 Stanford.....	410	571	71.8
2013-14 Oregon.....	610	830	73.5
2014-15 Washington.....	522	669	78.0
2015-16 Washington.....	521	668	78.0
2016-17 Washington.....	550	729	75.4
2017-18 Arizona.....	318	417	76.3

ASSISTS	G.....	AST.....	AVG
1986-87 California.....	31	619	20.0
1987-88 Stanford.....	32	577	18.0
1988-89 Stanford.....	31	656	21.2
1989-90 Stanford.....	33	758	23.0
1990-91 Stanford.....	32	646	20.2
1991-92 Stanford.....	33	613	18.6
1992-93 Stanford.....	32	599	18.7
1993-94 Stanford.....	31	614	19.8
1994-95 Stanford.....	33	682	20.7
1995-96 Arizona.....	30	581	19.4
1996-97 Stanford.....	36	666	18.5
1997-98 Stanford.....	27	496	18.4
1998-99 UCLA.....	34	565	16.6
1999-00 Arizona.....	32	574	17.9
2000-01 Arizona.....	32	531	16.6
2001-02 Stanford.....	35	672	19.2
2002-03 Washington.....	30	549	18.3
2003-04 Arizona State.....	29	475	16.4
2004-05 Arizona State.....	34	579	17.0
2005-06 Arizona State.....	32	588	18.4
2006-07 Arizona State.....	36	652	18.1
2007-08 Stanford.....	39	674	17.2
2008-09 Stanford.....	38	716	18.8
2009-10 Stanford.....	38	666	17.5
2010-11 Stanford.....	36	635	17.64
2011-12 Stanford.....	37	613	16.57
2012-13 UCLA.....	34	556	16.35
2013-14 Stanford.....	37	655	17.7
2014-15 Oregon State.....	32	596	18.63
2015-16 California.....	32	511	15.97
2016-17 Oregon.....	37	611	16.5
2017-18 Oregon.....	38	727	19.1

STEALS	G.....	ST.....	AVG
1986-87 Oregon State.....	28	339	12.1
1987-88 Washington.....	30	366	12.2
1988-89 Stanford.....	31	333	10.7
1989-90 UCLA.....	29	311	10.7
1990-91 Oregon State.....	28	350	12.5
1991-92 Arizona State.....	29	420	14.5
1992-93 Arizona State.....	27	372	13.8
1993-94 Arizona State.....	25	338	13.5
1994-95 California.....	27	336	12.4
1995-96 UCLA.....	27	343	12.7
1996-97 Arizona.....	31	399	12.9
1997-98 UCLA.....	29	341	11.8
1998-99 UCLA.....	34	435	12.8
1999-00 UCLA.....	29	321	11.1
2000-01 UCLA.....	29	324	11.2
2001-02 USC.....	30	303	10.1
2002-03 UCLA.....	29	383	13.2
2003-04 UCLA.....	30	369	12.3
2004-05 UCLA.....	28	333	11.9
2005-06 UCLA.....	32	334	10.4
2006-07 Washington.....	31	303	9.7
2007-08 UCLA.....	31	317	10.2
2008-09 UCLA.....	31	333	10.7
2009-10 UCLA.....	34	362	10.6
2010-11 UCLA.....	33	420	12.7
2011-12 Arizona State.....	32	336	10.5
2012-13 UCLA.....	34	338	9.94
2013-14 Oregon.....	32	327	10.2
2014-15 Washington State.....	32	321	10.03
2015-16 Washington State.....	30	305	10.17
2016-17 Colorado.....	33	373	11.3
2017-18 USC.....	31	309	10.00

BLOCKED SHOTS.....	G.....	BS.....	AVG
1986-87 Oregon.....	30	164	5.5
1987-88 Oregon.....	28	161	5.8
1988-89 Oregon.....	32	148	4.6
1989-90 Oregon.....	29	130	4.5
1990-91 Oregon State.....	28	120	4.3
1991-92 Stanford.....	33	112	3.4
1992-93 USC.....	29	141	4.9
1993-94 USC.....	30	172	5.7
1994-95 USC.....	28	116	4.1
1995-96 Oregon.....	29	105	3.6
1996-97 USC.....	29	132	4.6
1997-98 Oregon State.....	27	87	3.2
1998-99 Stanford.....	30	137	4.6
1999-00 Oregon State.....	30	147	4.9
2000-01 Stanford.....	30	176	5.9
2001-02 Stanford.....	35	196	5.6
2002-03 Oregon State.....	30	117	3.9
2003-04 Oregon State.....	32	127	3.9
2004-05 Arizona.....	32	131	4.1
2005-06 Stanford.....	34	146	4.3
2006-07 Stanford.....	34	189	5.5
2007-08 Stanford.....	39	187	4.8
2008-09 Stanford.....	38	177	4.7
2009-10 Oregon.....	34	149	4.4
2010-11 Oregon State.....	30	143	4.77
2011-12 Arizona State.....	32	187	5.84
2012-13 Oregon State.....	31	172	5.55
2013-14 Oregon State.....	35	221	6.31
2014-15 Oregon State.....	32	191	5.97
2015-16 Oregon State.....	37	235	6.35
2016-17 Stanford.....	38	212	5.58
2017-18 Oregon State.....	34	197	5.80

SCORING DEFENSE	G.....	PTS.....	AVG
1986-87 Washington.....	30	1924	64.1
1987-88 Washington.....	30	1879	62.6
1988-89 Washington.....	33	2181	66.1
1989-90 Washington.....	31	1865	60.2
1990-91 Washington.....	29	1808	62.3
1991-92 USC.....	31	1963	63.3
1992-93 USC.....	29	1731	59.7
1993-94 Washington.....	29	1848	63.7
1994-95 Stanford.....	33	2007	60.8
1995-96 Oregon.....	29	1732	59.7
1996-97 Oregon.....	29	1726	59.5
1997-98 Arizona.....	30	1995	66.5
1998-99 Oregon.....	31	1836	59.2
1999-00 Oregon State.....	30	1831	61.0
2000-01 Arizona State.....	31	1908	61.5
2001-02 Arizona State.....	34	2008	59.1
2002-03 Stanford.....	32	1886	58.9
2003-04 Stanford.....	34	1986	58.4
2004-05 Arizona State.....	34	1860	54.7
2005-06 Oregon.....	29	1705	58.8
2006-07 Stanford.....	34	1943	57.1
2007-08 California.....	34	1845	54.3
2008-09 California.....	34	1864	54.8
2009-10 Stanford.....	38	2049	53.9
2010-11 UCLA.....	33	1826	55.3
2011-12 Arizona State.....	32	1704	53.2
2012-13 Stanford.....	36	1870	51.9
2013-14 Stanford.....	37	2226	60.2
2014-15 Arizona State.....	35	1955	55.9
2015-16 Oregon State.....	37	1922	51.9
2016-17 Oregon State.....	36	1958	54.4
2017-18 Arizona State.....	35	2023	57.8

FG PCT. DEFENSE.....	FGM.....	FGA.....	PCT
1986-87 Oregon.....	851	2115	40.2
1987-88 Oregon.....	731	1974	37.0
1988-89 Oregon.....	902	2262	39.9
1989-90 Stanford.....	832	2029	41.0
1990-91 USC.....	742	1929	38.5
1991-92 Stanford.....	901	2221	40.6
1992-93 USC.....	635	1696	37.4
1993-94 USC.....	750	2015	37.2
1994-95 Stanford.....	706	1814	38.9
1995-96 Arizona.....	718	1870	38.4
1996-97 Stanford.....	806	2168	37.2
1997-98 Arizona.....	729	1767	41.3
1998-99 Oregon.....	654	1797	36.4
1999-00 Oregon State.....	625	1606	38.9
2000-01 Oregon.....	648	1645	39.4
2001-02 Stanford.....	756	2183	34.6
2002-03 Arizona.....	698	1848	37.8
2003-04 Stanford.....	476	589	80.8
2004-05 Stanford.....	715	2035	35.1
2005-06 Oregon.....	613	1696	36.1
2006-07 Stanford.....	702	2027	34.6
2007-08 California.....	692	1970	35.1
2008-09 Stanford.....	761	2163	35.2
2009-10 Stanford.....	798	2351	33.9
2010-11 Stanford.....	732	2180	33.6
2011-12 Stanford.....	756	2228	33.9
2012-13 Stanford.....	693	2192	31.6
2013-14 Oregon State.....	765	2211	34.6
2014-15 Oregon State.....	688	1955	35.2
2015-16 Oregon State.....	728	2250	32.4
2016-17 Oregon State.....	755	2191	34.5
2017-18 Oregon State.....	763	2177	35.0

MOST POINTS (40-POINT CLUB)

57	Kelsey Plum, WASH vs. Utah	2/25/17
50	Kristine Anigwe, CAL vs. Sacramento State	12/8/16
	Cherie Nelson, USC vs. California	3/10/89
49	Tina Thompson, USC vs. UCLA	1/27/96
47	Alexis Gray-Lawson, CAL at OSU	1/23/10
46	Jayne Appel, STAN vs. Iowa State	3/30/09
	Karon Howell, USC vs. Arizona	2/18/89
45	Kelsey Plum, WASH at Oklahoma	11/14/14
	Jennifer Bennett, CAL vs. Arizona	1/26/87
44	Kelsey Plum, WASH vs. Stanford	1/29/17
	Kelsey Plum, WASH at Oregon	12/30/16
	Kelsey Plum, WASH vs. Boise State	12/11/16
	Kelsey Plum, WASH at Seattle	11/26/16
	Jennifer Bennett, CAL vs. Washington	2/12/87
	Cherie Nelson, USC vs. Oregon State	3/3/89
	Kate Starbird, STAN vs. USC	1/13/96
	Candice Wiggins, STAN vs. Texas-El Paso	3/24/08
43	Kristine Anigwe, CAL vs. Sacramento State	12/6/15
	Reshanda Gray, CAL vs. Washington State	2/27/14
	Giuliana Mendiola, WASH vs. UCLA	2/1/03
	Tanja Kostic, OSU vs. Boise State	12/16/95
	Natalie Williams, UCLA vs. California	2/24/94
42	Nnemkadi Ogwumike, STAN vs. Tennessee	12/20/12
	Talisa Rhea, OSU vs. Sacramento State	11/16/08
	Dora Dome, UCLA vs. California	12/5/87
	Judy Shannon, OSU vs. Washington	1/4/91
41	Melanie Francis, ASU vs. New Mexico	1/1/94
	Jenni Ruff, WSU vs. California	2/24/96
	Candice Wiggins, STAN vs. Maryland	3/31/2008
	Chrishae Rowe, ORE vs. Seattle	12/4/13
40	Amber Melgoza, WASH vs. Stanford	2/23/18
	Shannon Howell, OSU vs. Washington	1/17/04
	Kate Starbird, STAN vs. USC	1/12/97

MOST POINTS - TEAM

131	Oregon vs. CSU Bakersfield	11/9/13
130	Oregon vs. Southern	12/18/13
129	UCLA vs. San Jose State	11/10/17
122	Stanford vs. Cal State Fullerton	12/10/94
	Stanford vs. Long Beach State	12/8/93
119	Arizona vs. Oregon	1/16/10
	Stanford vs. Wisconsin	11/25/88
	Arizona State vs. Marquette	12/5/92
118	Arizona State vs. LIU	12/20/97
117	California vs. Sacramento State	12/6/15
	Oregon at Cal State Fullerton	11/27/09
116	Stanford vs. Arizona	2/23/91
115	UCLA vs. Arizona	1/13/91
	California vs. USC	3/10/89
114	Oregon vs. Weber State	2/2/17
	Stanford vs. Arkansas	2/24/90
	Oregon vs. New Mexico State	12/7/90
113	Stanford vs. Arizona State	1/13/94
	Stanford vs. California	2/1/91
	Stanford vs. Ohio	11/25/89
	Stanford vs. Arizona	2/24/90
112	Colorado vs. SE Louisiana	2/20/16
	Oregon at Arizona	1/16/10
	Stanford vs. Washington	1/8/09
	Stanford vs. California	3/2/90
	UCLA vs. Arizona	2/7/91
	Arizona vs. CS Northridge	12/13/91
	Stanford vs. Oral Roberts	12/19/91

MOST REBOUNDS (20-REBOUND CLUB)

30	Chantel Osahor, WASH at Washington State	1/22/17
27	Chantel Osahor, WASH vs. Oregon	3/3/17
	Jillian Alleyne, ORE vs. Portland State	11/15/12
26	Gennifer Brandon, CAL vs. USC	1/17/13
25	Kristine Angiwe, CAL at Brown	11/19/17
	Monique Billings, UCLA vs. Washington St.	2/19/17
	Jillian Alleyne, ORE vs. UCLA	1/31/15
	Natalie Williams, UCLA vs. Arizona State	2/20/94
	Jillian Alleyne, ORE vs. Washington	1/26/14
	Jillian Alleyne, ORE vs. Washington	3/24/14
24	Jillian Alleyne, ORE vs. USC	2/14/14
	Gennifer Brandon, CAL vs. Ohio State	12/17/11
	Chiney Ogwumike, STAN vs. Oregon	2/24/13
23	Jillian Alleyne, ORE vs. Oklahoma	11/24/12
	Nnemkadi Ogwumike, STAN at Oregon	1/23/10
	Cherie Nelson, USC vs. Oregon State	2/22/87
	Lisa Leslie, USC vs. San Diego State	12/4/90
	Ingrid Dixson, CAL vs. Arizona State	1/15/94
	Natalie Williams, UCLA vs. USC	2/4/94
	Shavaki Jackson, CAL vs. Washington	1/29/00
	Ashley Walker, CAL vs. Fresno State	11/10/07
22	DJonai Carrington, STAN vs. UC Riverside	11/17/17
	Chantel Osahor, WASH vs. Fresno State	12/4/16
	Monique Billings, UCLA at South Carolina	12/18/16
	Kaylee Johnson, STAN vs. Santa Clara	12/14/14
	Kaylee Johnson, STAN at New Mexico	11/24/14
	Jillian Alleyne, ORE vs. Washington	2/21/14
	Mikaela Ruef, STAN vs. Washington	2/9/14
	Ify Ibekwe, ARIZ vs. Arizona State	2/13/11
	Ify Ibekwe, ARIZ at Iona	11/14/09
	Fran Ciak, ASU vs. Morgan State	12/30/88
	Natalie Williams, UCLA vs. Oregon	3/14/92
	Cathrine Kraayeveld, Oregon vs. Montana	12/29/02
	Amy Saneholtz, WSU vs. Arizona State	3/2/95
	Janae Hubbard, UCLA vs. Arizona	3/6/99
21	Chantel Osahor, WASH vs. Idaho	11/22/16
	Kristen Simon, USC vs. Washington	2/12/16
	Jillian Alleyne, ORE vs. Arizona State	1/29/16
	Chiney Ogwumike, STAN vs. USC	3/8/14
	Chiney Ogwumike, STAN vs. Washington St.	3/8/13
	Kate Benz, WSU vs. Idaho State	11/26/05
	Andrea Bills, ORE vs. Montana	12/12/03
	Nicole Powell, STAN vs. Oregon	1/13/02
	Amber Hall, WASH vs. Arizona State	1/8/98
	Natalie Williams, UCLA vs. Oregon	1/13/93
	Natalie Williams, UCLA vs. Michigan State	12/29/92
20	Chantel Osahor, WASH vs. Colorado	2/23/17
	Chantel Osahor, WASH at Utah	2/3/17
	Chantel Osahor, WASH at Arizona State	1/15/17
	Chantel Osahor, WASH vs. CSUN	12/7/16
	Ruth Hamblin, OSU vs. UCLA	3/6/16
	Jillian Alleyne, ORE vs. San Jose State	11/30/15
	Chantel Osahor, WASH vs. Seattle	11/18/15
	Jillian Alleyne, ORE vs. Santa Clara	12/18/14
	Chiney Ogwumike, STAN vs. Tennessee	12/21/13
	Talia Caldwell, CAL vs. Oregon	2/24/11
	Kayla Pedersen, STAN at San Francisco	12/22/10
	Jasmine Dixon, UCLA at Oregon	2/27/10
	Ify Ibekwe, ARIZ vs. Arizona State	2/21/09
	Ify Ibekwe, ARIZ at Boise State	12/29/08
	Jayne Appel, STAN vs. Utah	11/18/07
	Andrea Bills, ORE at Santa Clara	12/16/03
	Ebony Hoffman, USC vs. UCLA	2/8/03
	Ebony Hoffman, USC vs. Washington State	3/7/03
	Shavaki Jackson, CAL vs. Arizona State	3/9/00
	Kisa Hughes, UCLA vs. Boise State	12/3/94
	Natalie Williams, UCLA vs. Oregon State	1/16/93
	Natalia Mattick, OSU vs. Portland	12/1/90

MOST REBOUNDS - TEAM

75	Oregon vs. Sacramento State	11/28/10
74	Oregon State vs. Hawai'i	12/20/93
73	Arizona State vs. Cleveland State	12/7/90
70	Washington vs. Northern Illinois	11/30/91
68	Oregon vs. CSU Bakersfield	11/9/13
	Oregon vs. Portland State	11/15/12
	Stanford vs. Oregon	1/27/11
	Arizona vs. Cal State-Fullerton	12/8/95
67	Washington vs. Idaho	11/22/16
	Oregon vs. Sacramento State	11/17/13
	Stanford at Fresno State	12/4/11
66	California at Old Dominion	11/30/12
	UCLA vs. Loyola Marymount	1/20/87
65	USC vs. San Diego State	12/4/90
	UCLA vs. San Jose State	1/10/17
	Colorado vs. SE Louisiana	11/30/16
	Oregon State vs. Troy	3/18/16
	UCLA vs. UC Irvine	11/30/05
64	Washington State vs. Loyola Marymount	11/11/16
	Oregon State vs. Sacramento State	12/6/14
	Washington vs. USC	2/9/06
	UCLA vs. UC Santa Barbara	11/27/93
	USC vs. UCLA	2/4/94
	Washington vs. Idaho State	12/4/87
	Arizona State vs. Morgan State	12/30/88
	California vs. Washington	1/29/00
63	Washington State vs. San Jose State	11/27/16
	Utah vs. San Jose State	11/14/14
	California vs. Oregon	1/7/12
	Arizona vs. Washington State	2/11/93
	Washington vs. Vanderbilt	3/15/97
62	Oregon State vs. San Jose State	11/27/16
	Stanford at UC Davis	11/30/12
	Arizona at CS Bakersfield	11/9/12
	Stanford vs. USC	1/29/09
	USC vs. Marquette	11/26/94
	UCLA vs. Arizona	1/13/90
	California vs. St. Mary's	11/28/89
	Washington State vs. Arizona	1/16/93
	USC vs. Sacramento State	12/11/99
	Stanford vs. Princeton	11/29/03
	Californi vs. Saint Mary's	11/30/07

ALL-TIME PAC-12 HEAD COACHES

Since 1981-82		ALL GAMES			PAC-12 GAMES		
ARIZONA	NO. OF YEARS	W	L	PCT	W	L	PCT
Judy LeWinter	4 (1982-85)	35	79	.307			
Wendy Larry	2 (1986-87)	30	27	.526	4	14	.222
June Olkowski	4 (1988-91)	34	82	.293	14	58	.194
Joan Bonvicini	17 (1992-08)	287	223	.563	152	153	.498
Niya Butts	8 (2009-16)	102	147	.410	34	110	.236
Adia Barnes	2 (2017-pres.)	20	40	.385	7	29	.194
ARIZONA STATE							
Julienne Simpson	6 (1982-87)	101	68	.598	4	14	.222
Maura McHugh	6 (1988-93)	84	84	.500	39	69	.361
Jacqueline Hullah	3 (1994-96)	20	60	.250	8	46	.148
Joseph Anders	1 (2012)	20	12	.625	10	8	.556
Charli Turner Thorne	21 (1997-pres.)	422	246	.632	221	157	.585
CALIFORNIA							
Gooch Foster	15 (1982-96)	239	196	.549	77	108	.400
Marianne Stanley	4 (1997-00)	35	75	.318	16	56	.222
Caren Horstmeyer	5 (2001-05)	52	91	.364	23	67	.256
Joanne Boyle	6 (2006-11)	137	64	.682	70	38	.648
Lindsay Gottlieb	7 (2012-pres.)	159	76	.677	77	49	.611
COLORADO							
Sox Walseth	2 (1982-83)	49	16	.754			
Ceal Barry	22 (1984-05)	427	242	.638			
Kathy McConnell-Miller	5 (2006-10)	65	88	.425			
Linda Lappe	6 (2009-16)	105	92	.533	39	67	.368
JR Payne	2 (2017-pres.)	32	32	.500	10	26	.278
OREGON							
Elwin Heiny	12 (1982-93)	208	135	.606	58	68	.460
Jody Runge	8 (1994-01)	160	73	.687	100	44	.694
Bev Smith	8 (2002-2009)	123	121	.504	61	83	.424
Paul Westhead	5 (2010-2014)	66	92	.418	26	64	.418
Kelly Graves	4 (2015-pres.)	93	47	.664	39	33	.542
OREGON STATE							
Aki Hill	14 (1982-95)	214	185	.536	63	99	.389
Judy Spoelstra	10 (1996-05)	133	158	.457	67	113	.372
LaVonda Wagner	5 (2006-10)	68	85	.444	26	64	.289
Scott Rueck	8 (2011-pres.)	179	89	.668	90	54	.625
STANFORD							
Dotty McCrea	4 (1982-85)	52	66	.441			
Marianne Stanley^	1 (1996)	29	3	.906	18	0	1.000
Amy Tucker^	1 (1996)	29	3	.906	18	0	1.000
Tara VanDerveer	31 (1987-95, 97-pres.)	884	191	.822	482	75	.865
^ - Stanley and Tucker were acting co-head coaches during the 1995-96 campaign while VanDerveer was on sabbatical coaching the U.S. National Team/Olympic Team.							
UCLA							
Billie Moore	12 (1982-93)	198	149	.571	73	53	.579
Kathy Olivier	15 (1994-08)	232	208	.527	142	128	.526
Nikki Caldwell	3 (2009-11)	72	26	.735	40	14	.741
Cori Close	7 (2012-pres.)	150	86	.636	79	47	.627
USC							
Linda Sharp	8 (1982-89)	191	56	.773	38	15	.717
Marianne Stanley	4 (1990-93)	71	46	.607	45	27	.625
Cheryl Miller	2 (1994-95)	44	14	.759	26	10	.722
Fred Williams	2 (1996-97)	33	23	.589	21	15	.583
Chris Gobrecht	7 (1998-04)	93	108	.463	58	68	.460
Mark Trakh	6 (2005-09, 18-pres.)	110	75	.595	61	47	.565
Michael Cooper	4 (2010-13)	72	57	.558	41	31	.569
Cynthia Cooper-Dyke	4 (2014-17)	70	57	.551	29	43	.403
UTAH							
Fern Gardner	2 (1982-83)	40	18	.690			
Elaine Elliott	27 (1983-10)	582	234	.713			
Anthony Levrets	5 (2011-15)	78	87	.488	23	49	.319
Lynne Roberts	3 (2016-pres.)	52	44	.542	21	33	.389
WASHINGTON							
Sue Kruszewski	2 (1982-83)	31	22	.585			
Joyce Sake	2 (1984-85)	43	10	.811			
Chris Gobrecht	11 (1986-96)	243	89	.732	132	48	.733
June Daugherty	11 (1997-07)	191	139	.579	113	85	.571
Tia Jackson	4 (2008-11)	45	75	.375	24	48	.333
Kevin McGuff	2 (2012-13)	41	26	.612	19	17	.528
Mike Neighbors	4 (2014-17)	98	41	.705	48	25	.678
Jody Wynn	1 (2018-pres.)	7	23	.233	1	17	.056
WASHINGTON STATE							
Sue Durrant	1 (1982)	15	14	.517			
Harold Rhodes	17 (1983-99)	194	271	.417	76	158	.325
Jenny Przekwas	3 (2000-02)	17	68	.200	7	47	.130
Sherri Murrell	5 (2003-07)	27	114	.191	8	82	.089
June Daugherty	11 (2008-18)	133	217	.380	56	141	.284

VICTORIES, ALL GAMES

(as a Pac-12 head coach)

	WINS
Tara VanDerveer, STAN	884
Charli Turner Thorne, ASU	422
Chris Gobrecht, USC/WASH	312
June Daugherty, WASH/WSU	311
Joan Bonvicini, ARIZ	287
Kathy Olivier, UCLA	232
Scott Rueck, OSU	179
Harold Rhodes, WSU	162
Jody Runge, ORE	160
Lindsay Gottlieb, CAL	159
Cori Close, UCLA	150
Gooch Foster, CAL	144
Joanne Boyle, CAL	137
Marianne Stanley, CAL/USC/STAN	135
Judy Spoelstra, OSU	133

WIN PCT., ALL-GAMES

(as a Pac-12 head coach)

	PCT.	W-L
Amy Tucker, STAN ^	.906	29-3
Tara VanDerveer, STAN	.822	884-191
Joanne Boyle, CAL	.782	137-64
Cheryl Miller, USC	.759	44-14
Nikki Caldwell, UCLA	.735	72-26
Mike Neighbors, WASH	.705	98-41
Jody Runge, ORE	.687	160-73
Joanne Boyle, CAL	.682	137-64
Lindsay Gottlieb, CAL	.677	159-76
Scott Rueck, OSU	.668	179-89
Kelly Graves, ORE	.664	93-47
Cori Close, UCLA	.636	150-86
Linda Sharp, USC	.636	56-32
Charli Turner Thorne, ASU	.632	422-246
Joseph Anders, ASU	.625	20-12

VICTORIES, PAC-12 GAMES

WINS

Tara VanDerveer, STAN	482
Charli Turner Thorne, ASU	221
Chris Gobrecht, USC/WASH	190
June Daugherty, WASH/WSU	169
Joan Bonvicini, ARIZ	152
Kathy Olivier, UCLA	142
Jody Runge, ORE	100
Scott Rueck, OSU	90
Cori Close, UCLA	79
Marianne Stanley, CAL/USC/STAN	79
Lindsay Gottlieb, CAL	77
Gooch Foster, CAL	77
Harold Rhodes, WSU	76
Billie Moore, UCLA	73
Joanne Boyle, CAL	70

WIN PCT., PAC-12 GAMES

	PCT.	W-L
Amy Tucker, STAN	100.0	18-0
Tara VanDerveer, STAN	.865	482-75
Nikki Caldwell, UCLA	.741	40-14
Cheryl Miller, USC	.722	26-10
Linda Sharp, USC	.717	38-15
Jody Runge, ORE	.694	100-44
Mike Neighbors, WASH	.678	48-25
Cori Close, UCLA	.627	79-47
Scott Rueck, OSU	.625	90-54
Joanne Boyle, CAL	.648	70-38
Chris Gobrecht, USC/WASH	.621	190-116
Lindsay Gottlieb, CAL	.611	77-49
Charli Turner Thorne, ASU	.585	221-157
Fred Williams, USC	.583	21-15

2002

McArthur Court, Eugene, Ore.
(Total Attendance: 27,415)

- Session 1 - Friday, March 1 (Att.: 5,842)**
Game 1: #7 Oregon 85, #10 Washington State 67
Game 2: #8 UCLA 46, #9 California 42
- Session 2 - Saturday, March 2 (Att.: 5,407)**
Game 3: #7 Oregon 78, #2 Washington 64
Game 4: #3 Arizona State 66, #6 Arizona 58
- Session 3 - Saturday, March 2 (Att.: 5,232)**
Game 5: #1 Stanford 96, #8 UCLA 61
Game 6: #5 Oregon State 69, #4 USC 68
- Session 4 - Sunday, March 3 (Att.: 5,585)**
#3 Arizona State 64, #7 Oregon 58
#1 Stanford 71, #5 Oregon State 55
- Session 5 - Monday, March 4 (Att.: 5,349)**
#3 Arizona State 70, #1 Stanford 63

2003

HP Pavilion, San Jose, Calif.
(Total Attendance: 16,483)

- Session 1 - Friday, March 7 (Att.: 2,983)**
#7 USC 53, #10 Washington State 46
#9 California 46, #8 Arizona State 38
- Session 2 - Saturday, March 8 (Att.: 2,167)**
#2 Washington 64, #7 USC 63
#3 Arizona 70, #6 Oregon State 56
- Session 3 - Saturday, March 8 (Att.: 4,188)**
#1 Stanford 60, #9 California 35
#4 UCLA 71, #5 Oregon 58
- Session 4 - Sunday, March 9 (Att.: 3,730)**
#3 Arizona 74, #2 Washington 51
#1 Stanford 69, #4 UCLA 64
- Session 5 - Monday, March 10 (Att.: 3,415)**
#1 Stanford 59, #3 Arizona 49



Head coach Charli Turner Thorne led Arizona State to capture the first-ever Pac-10 Tournament title in 2002.

2004

HP Pavilion, San Jose, Calif.
(Total Attendance: 17,840)

- Session 1 - Friday, March 5 (Att.: 3,547)**
#7 Oregon State 67, #10 Washington State 43
#9 California 82, #8 Oregon 57
- Session 2 - Saturday, March 6 (Att.: 2,549)**
#6 Washington 67, #3 USC 50
#2 Arizona 81, #7 Oregon State 58
- Session 3 - Saturday, March 6 (Att.: 4,412)**
#1 Stanford 80, #9 California 55
#4 UCLA 70, #5 Arizona State 50
- Session 4 - Sunday, March 7 (Att.: 3,831)**
#2 Arizona 77, #6 Washington 55
#1 Stanford 70, #4 UCLA 66
- Session 5 - Monday, March 8 (Att.: 3,501)**
#1 Stanford 51, #2 Arizona 46

2005

HP Pavilion, San Jose, Calif.
(Total Attendance: 17,097)

- Session 1 - Friday, March 4 (Att.: 3,067)**
#8 California 70, #9 Washington State 52
#7 Washington 81, #10 Oregon State 68
- Session 2 - Saturday, March 5 (Att.: 2,483)**
#3 Arizona State 73, #6 UCLA 71
#2 Oregon 64, #7 Washington 50
- Session 3 - Saturday, March 5 (Att.: 4,011)**
#1 Stanford 81, #8 California 40
#4 USC 74, #5 Arizona 66
- Session 4 - Sunday, March 6 (Att.: 3,521)**
#3 Arizona State 54, #2 Oregon 47
#1 Stanford 73, #4 USC 69
- Session 5 - Monday, March 7 (Att.: 4,015)**
#1 Stanford 56, #3 Arizona State 42

2006

HP Pavilion, San Jose, Calif.
(Total Attendance: 17,979)

- Session 1 - Friday, March 3 (Att.: 3,173)**
#7 Oregon State 77, #10 Washington State 38
#9 Arizona 64, #8 Oregon 57
- Session 2 - Saturday, March 4 (Att.: 2,637)**
#3 UCLA 80, #6 California 63
#2 Arizona State 74, #7 Oregon State 66
- Session 3 - Saturday, March 4 (Att.: 4,371)**
#1 Stanford 77, #9 Arizona 50
#5 USC 70, #4 Washington 67
- Session 4 - Sunday, March 5 (Att.: 3,725)**
#3 UCLA 60, #2 Arizona State 59
#1 Stanford 73, #5 USC 44
- Session 5 - Monday, March 6 (Att.: 4,073)**
#3 UCLA 85, #1 Stanford 76 (OT)

2007

HP Pavilion, San Jose, Calif.
(Total Attendance: 18,458)

- Session 1 - Friday, March 2 (Att.: 3,503)**
#7 UCLA 72, #10 Washington State 58
#9 Arizona 69, #8 Oregon State 54
- Session 2 - Saturday, March 3 (Att.: 2,867)**
#3 California 63, #6 Oregon 51
#2 Arizona State 74, #7 UCLA 64
- Session 3 - Saturday, March 3 (Att.: 4,392)**
#1 Stanford 65, #9 Arizona 55
#5 USC 81, #4 Washington 77
- Session 4 - Sunday, March 4 (Att.: 4,117)**
#2 Arizona State 60, #3 California 53
#1 Stanford 67, #5 USC 52
- Session 5 - Monday, March 6 (Att.: 3,579)**
#1 Stanford 62, #2 Arizona State 55

2008

HP Pavilion, San Jose, Calif.
(Total Attendance: 19,004)

- Session 1 - Friday, March 7 (Att.: 2,905)**
#7 Oregon 66, #10 Washington State 45
#8 Oregon State 46, #9 Arizona 31
- Session 2 - Saturday, March 8 (Att.: 2,858)**
#3 Arizona State 83, #6 Washington 64
#2 California 67, #7 Oregon 60
- Session 3 - Saturday, March 8 (Att.: 4,402)**
#1 Stanford 64, #8 Oregon State 41
#5 UCLA 73, #4 USC 52
- Session 4 - Sunday, March 9 (Att.: 4,318)**
#2 California 65, #3 Arizona State 61
#1 Stanford 78, #5 UCLA 45
- Session 5 - Monday, March 10 (Att.: 4,521)**
#1 Stanford 56, #2 California 35

2009

Galen Center, Los Angeles, Calif.
(Total Attendance: 8,109)

- Session 1 - Thursday, March 12 (Att.: 1,412)**
#10 Washington 69, #7 Oregon 43
#9 Arizona 79, #8 Washington State 72
- Session 2 - Friday, March 13 (Att.: 1,366)**
#6 USC 70, #3 Arizona State 65
#2 California 61, #10 Washington 41
- Session 3 - Friday, March 13 (Att.: 1,750)**
#1 Stanford 77, #9 Arizona 46
#4 UCLA 62, #5 Oregon State 56
- Session 4 - Saturday, March 14 (Att.: 2,072)**
#6 USC 69, #2 California 67
#1 Stanford 73, #4 UCLA 47
- Session 5 - Sunday, March 15 (Att.: 1,509)**
#1 Stanford 89, #6 USC 64

2010

Galen Center, Los Angeles, Calif.
(Total Attendance: 8,538)

Session 1 - Thursday, March 11 (Att.: 1,203)
#8 Arizona 62, #9 Washington State 60
#10 Oregon State 52, #7 Washington 42

Session 2 - Friday, March 12 (Att.: 1,177)
#4 California 60, #5 Arizona State 50
#1 Stanford 72, #8 Arizona 52

Session 3 - Friday, March 12 (Att.: 1,696)
#3 USC 80, #6 Oregon 76
#2 UCLA 60, #10 Oregon State 44

Session 4 - Saturday, March 13 (Att.: 2,030)
#1 Stanford 64, #4 California 44
#2 UCLA 59, #3 USC 53

Session 5 - Sunday, March 14 (Att.: 2,432)
#1 Stanford 70, #2 UCLA 46

2011

Galen Center/Staples Center, Los Angeles, Calif.
(Total Attendance: 8,289)

Session 1 - Wednesday, March 9 (Att.: 1,567)
#3 Arizona State 50, #10 Oregon State 44
#4 Arizona 90, #9 Oregon 89

Session 2 - Wednesday, March 9 (Att.: 1,567)
#5 USC 79, #8 Washington State 66
#6 California 58, #7 Washington 48

Session 3 - Thursday, March 10 (Att.: 943)
#6 California 48, #3 Arizona State 43
#4 Arizona 72, #5 USC 61

Session 4 - Friday, March 11 (Att.: 1,594)
#1 Stanford 100, #4 Arizona 71
#2 UCLA 63, #6 California 50

Session 5 - Saturday, March 12 (Att.: 2,618)
#1 Stanford 64, #2 UCLA 55

2012

Galen Center/Staples Center, Los Angeles, Calif.
(Total Attendance: 7,720)

Session 1 - Wednesday, March 7 (Att.: 1,503)
#8 Washington 72, #9 Oregon 56
#12 Arizona 61, #5 UCLA 57
#10 Colorado 55, #7 Utah 41
#11 Washington State 65, #6 Oregon State 56

Session 2 - Thursday, March 8 (Att.: 2,901)
#1 Stanford 76, #8 Washington 57
#4 Arizona State 68, #12 Arizona 53
#2 California 68, #10 Colorado 59
#11 Washington State 69, #3 USC 55

Session 3 - Friday, March 9 (Att.: 1,471)
#1 Stanford 52, #4 Arizona State 43
#2 California 64, #11 Washington State 49

Session 5 - Saturday, March 12 (Att.: 1,845)
#1 Stanford 77, #2 California 62

2013

KeyArena, Seattle, Wash.
(Total Attendance: 26,465)

Session 1 - Thursday, March 7 (Att.: 2,884)
#7 USC 64, #10 Oregon State 57
#6 Utah 66, #11 Arizona 48

Session 2 - Thursday, March 7 (Att.: 4,665)
#8 Washington State 48, #9 Arizona State 41
#5 Washington 69, #12 Oregon 62

Session 3 - Friday, March 8 (Att.: 3,385)
#2 California 78, #7 USC 59
#3 UCLA def. #6 Utah 43

Session 4 - Saturday, March 9 (Att.: 5,452)
#1 Stanford 79, #8 Washington State 60
#4 Colorado 70, #5 Washington 59

Session 5 - Saturday, March 9 (Att.: 6,152)
#3 UCLA 70, #2 California 58
#1 Stanford 61, #4 Colorado 47

Session 6 - Sunday, March 10 (Att.: 3,927)
#1 Stanford 51, #3 UCLA 49

2014

KeyArena, Seattle, Wash.
(Total Attendance: 24,739)

Session 1 - Thursday, March 6 (Att.: 2,449)
#9 Colorado 76, #8 UCLA 65
#5 USC 59, #12 Arizona 54

Session 2 - Thursday, March 6 (Att.: 3,754)
#7 Washington State 107, #10 Oregon 100
#11 Utah 65, #6 Washington 53

Session 3 - Friday, March 7 (Att.: 3,282)
#1 Stanford 69, #9 Colorado 54
#5 USC 59, #4 Arizona State 57

Session 4 - Friday, March 7 (Att.: 4,396)
#7 Washington State 91, #2 California 83
#3 Oregon State 50, #11 Utah 35

Session 5 - Saturday, March 8 (Att.: 6,073)
#5 USC 72, #1 Stanford 68
#3 Oregon State 70, #7 Washington State 60

Session 6 - Sunday, March 9 (Att.: 4,785)
#5 USC 71, #3 Oregon State 62

2015

KeyArena, Seattle, Wash.
(Total Attendance: 26,898)

Session 1 - Thursday, March 5 (Att.: 2,907)
#7 Washington State 66, #10 Oregon 64
#6 UCLA 80, #11 Arizona 62

Session 2 - Thursday, March 5 (Att.: 3,654)
#9 Colorado 75, #8 USC 63
#5 Washington 75, #12 Utah 64

Session 3 - Friday, March 6 (Att.: 3,869)
#2 Arizona State 67, #7 Washington State 48
#3 Stanford 67, #6 UCLA 62

Session 4 - Friday, March 6 (Att.: 5,545)
#9 Colorado 68, #1 Oregon State 65
#4 California 69, #5 Washington 53

Session 5 - Saturday, March 7 (Att.: 6,059)
#3 Stanford 59, #2 Arizona State 56
#4 California 68, #9 Colorado 55

Session 6 - Sunday, March 8 (Att.: 4,864)
#3 Stanford 61, #4 California 60

2016

KeyArena, Seattle, Wash.
(Total Attendance: 27,613)

Session 1 - Thursday, March 3 (Att.: 3,059)
#10 California 66, #7 Utah 63 (OT)
#11 Arizona 74, #6 Oregon 68

Session 2 - Thursday, March 3 (Att.: 3,680)
#8 USC 77, #9 Washington State 73
#5 Washington 67, #12 Colorado 51

Session 3 - Friday, March 4 (Att.: 3,747)
#9 California 75, #2 Arizona State 64
#3 UCLA 72, #11 Arizona 51

Session 4 - Friday, March 4 (Att.: 5,789)
#1 Oregon State 63, #8 USC 53
#5 Washington 73, #4 Stanford 65

Session 5 - Saturday, March 5 (Att.: 6,543)
#3 UCLA 73, #10 California 67 (OT)
#1 Oregon State 57, #5 Washington 55

Session 6 - Sunday, March 6 (Att.: 4,795)
#1 Oregon State 69, #3 UCLA 57

2017

KeyArena, Seattle, Wash.
(Total Attendance: 36,777)

Session 1 - Thursday, March 2 (Att.: 3,061)
#8 California 71, #9 USC 58
#5 Arizona State 72, #12 Utah 54

Session 2 - Thursday, March 2 (Att.: 4,158)
#7 Washington State 79, #7 Colorado 78
#6 Oregon 70, #11 Arizona 63

Session 3 - Friday, March 3 (Att.: 4,659)
#1 Oregon State 65, #8 California 49
#4 UCLA 68, #5 Arizona State 77

Session 4 - Friday, March 3 (Att.: 9,686)
#2 Stanford 66, #7 Washington State 36
#6 Oregon 70, #3 Washington 69

Session 5 - Saturday, March 4 (Att.: 8,384)
#1 Oregon State 63, #4 UCLA 53
#2 Stanford 71, #6 Oregon 56

Session 6 - Sunday, March 5 (Att.: 6,829)
#2 Stanford 48, #1 Oregon State 43

2018

KeyArena, Seattle, Wash.
(Total Attendance: 28,558)

Session 1 - Thursday, March 1 (Att.: 3,532)
#9 Colorado 66, #8 Utah 56
#5 California 71, #12 Washington 68

Session 2 - Thursday, March 1 (Att.: 3,157)
#7 USC 47, #10 Washington State 44
#6 Arizona State 76, #11 Arizona 47

Session 3 - Friday, March 2 (Att.: 4,852)
#1 Oregon 84, #9 Colorado 47
#4 UCLA 77, #5 California 74

Session 4 - Friday, March 2 (Att.: 4,741)
#2 Stanford 69, #7 USC 58
#6 Arizona State 57 #3 Oregon State 51

Session 5 - Saturday, March 3 (Att.: 6,889)
#1 Oregon 65, #4 UCLA 62
#2 Stanford 58, #6 Arizona State 46

Session 6 - Sunday, March 4 (Att.: 5,387)
#1 Oregon 77, #2 Stanford 57

MOST OUTSTANDING PLAYER

- 2002 Nicole Powell, Stanford
- 2003 Nicole Powell, Stanford
- 2004 Nicole Powell, Stanford
- 2005 Candice Wiggins, Stanford
- 2006 Lisa Willis, UCLA
- 2007 Candice Wiggins, Stanford
- 2008 Candice Wiggins, Stanford
- 2009 Kayla Pedersen, Stanford
- 2010 Nnemkadi Ogwumike, Stanford
- 2011 Nnemkadi Ogwumike, Stanford
- 2012 Nnemkadi Ogwumike, Stanford
- 2013 Chiney Ogwumike, Stanford
- 2014 Ariya Crook, USC
- 2015 Taylor Greenfield, Stanford
- 2016 Jamie Weisner, Oregon State
- 2017 Erica McCall, Stanford
- 2018 Sabrina Ionescu, Oregon

ALL-TOURNAMENT TEAM

- 2002** Enjoli Izidor, Stanford
Melody Johnson, Arizona State
Amanda Levens, Arizona State
Nicole Powell, Stanford*
Felicia Ragland, Oregon State
Shaquala Williams, Oregon
- 2003** Nikki Blue, UCLA
Shawntinice Polk, Arizona
Nicole Powell, Stanford*
Kelley Suminski, Stanford
Krista Warren, Arizona
Dee-Dee Wheeler, Arizona
- 2004** Nikki Blue, UCLA
Aimee Gzyb, Arizona
Giuliana Mendiola, Washington
Shawntinice Polk, Arizona
Nicole Powell, Stanford*
Kelley Suminski, Stanford
- 2005** Nikki Blue, UCLA
Aubree Johnson, Arizona State
Kristen Kovesdy, Arizona State
Eshaya Murphy, USC
Kelley Suminski, Stanford
Candice Wiggins, Stanford*
- 2006** Nikki Blue, UCLA
Kristen Kovesdy, Arizona State
Noelle Quinn, UCLA
Brooke Smith, Stanford
Lisa Willis, UCLA*
Candice Wiggins, Stanford
- 2007** Jayne Appel, Stanford
Devanei Hampton, California
Shay Murphy, USC
Noelle Quinn, UCLA
Brooke Smith, Stanford
Emily Westerberg, Arizona State
Candice Wiggins, Stanford*
- 2008** Jayne Appel, Stanford
Devanei Hampton, California
Taylor Lilley, Oregon
Kayla Pedersen, Stanford
Dymond Simon, Arizona State
Candice Wiggins, Stanford*

- 2009** Jillian Harmon, Stanford
Camille LeNoire, USC
Atonye Nyingifa, UCLA
Kayla Pedersen, Stanford*
Nnemkadi Ogwumike, Stanford
Ashley Walker, California
- 2010** Jayne Appel, Stanford
Ashley Corral, USC
Jasmine Dixon, UCLA
Nnemkadi Ogwumike, Stanford*
Kayla Pedersen, Stanford
Markel Walker, UCLA
- 2011** Cassie Harberts, USC
Soana Lucet, Arizona
Doreena Campbell, UCLA
Darxia Morris, UCLA
Chiney Ogwumike, Stanford
Nnemkadi Ogwumike, Stanford*
- 2012** Brittany Boyd, California
Kimberly Brandon, Arizona State
Layshia Clarendon, California
Chiney Ogwumike, Stanford
Nnemkadi Ogwumike, Stanford*
Jazmine Perkins, Stanford
- 2013** Alyssia Brewer, UCLA
Jazmine Davis, Washington
Chucky Jeffery, Colorado
Chiney Ogwumike, Stanford*
Amber Orrange, Stanford
Markel Walker, UCLA
- 2014** Ariya Crook, USC*
Lia Galdiera, Washington State
Ruth Hamblin, Oregon State
Cassie Harberts, USC
Chiney Ogwumike, Stanford
Sydney Wiese, Oregon State

- 2015** Sophie Brunner, Arizona State
Brittany Boyd, California
Reshanda Gray, California
Taylor Greenfield, Stanford*
Lexy Kresl, Colorado
Amber Orrange, Stanford
- 2016** Kristine Anigwe, California
Jordin Canada, UCLA
Ruth Hamblin, Oregon State
Kelsey Plum, Washington
Jamie Weisner, Oregon State*
Sydney Wiese, Oregon State
- 2017** Kristine Anigwe, California
Jordin Canada, UCLA
Sabrina Ionescu, Oregon
Erica McCall, Stanford*
Alanna Smith, Stanford
Sydney Wiese, Oregon State
- 2018** Lexi Bando, Oregon
Monique Billings, UCLA
Jordin Canada, UCLA
Ruthy Hebard, Oregon
Sabrina Ionescu, Oregon*
Kiana Williams, Stanford



UCLA was the second No. 3 seed to win the Pac-10 Tournament title in the history of the tournament, winning in 2006.

INDIVIDUAL RECORDS

POINTS

Half: 27, Nicole Powell, Stanford vs. Oregon State, Mar. 3, 2002
Game: 37, Nicole Powell, Stanford vs. Oregon State, Mar. 3, 2002
Tournament: 75, Lia Galdiera, Washington State, 2014
Tournament Ave. (min 2 games): 30.0, Kristine Anigwe, California, 2017

FIELD GOALS

Game: 15, Kelsey Plum, Washington vs. Oregon, Mar. 3, 2017 (15-of-22)
 15, Nnemkadi Ogwumike, Stanford vs. Arizona, Mar. 11, 2011 (15-of-22)
Tournament: 27 Tia Presley, Washington State (27-of-58), 2014
 27, Nnemkadi Ogwumike, Stanford (27-of-48), 2012

FIELD GOAL ATTEMPTS

Game: 33, Kelsey Plum, Washington vs. Oregon, Mar. 3, 2017 (15-of-33)
Tournament: 59, Kelsey Plum, Washington, 2017 (24-59)

FIELD GOAL PERCENTAGE (min 6 made)

Game: 1.000, Jayne Appel (8-8), 2008
Tournament: .875, Laura McLellan, Washington, 2008 (7-for-8)

THREE-POINT FIELD GOALS

Game: 8, Candice Wiggins, Stanford vs. USC, Mar. 4, 2007 (8-of-9)
Tournament: 14, Candice Wiggins, Stanford, 2007 (14-of-25)

THREE-POINT FIELD GOAL ATTEMPTS

Game: 15, Ashley Corral, USC vs. UCLA, Mar. 13, 2010 (5-OF-15)
Tournament: 28, Sydney Wiese, Oregon State, 2016 (13-of-28)

THREE-POINT FIELD GOAL PCT. (min 5 made)

Game: 1.000, Lexy Kresl, Colorado vs. Oregon State, Mar. 6, 2015
 1.000, Kiki Williams, California vs. Oregon, Mar. 5, 2004 (5-of-5)
Tournament: 1.000, Kiki Williams, California, 2004 (5-of-5)

FREE THROWS

Game: 13, Lia Galderia, WSU vs. California, Mar. 7, 2014 (13-of-16)
Tournament: 24, Nicole Powell, Stanford, 2002 (24-of-25)

CONSECUTIVE FREE THROWS

Game: 10, Jordin Canada, UCLA vs. California, Mar. 2, 2018 (11-of-12)
 10, Nnemkadi Ogwumike, Stanford vs. Arizona State, Mar. 9, 2012 (10-of-10)
Tournament: 18, Nicole Powell, Stanford 2002 (6-of-6 vs. UCLA; 8-of-8 vs. Oregon State; 10-of-11 vs. Arizona State)

FREE THROW ATTEMPTS

Game: 18, Cassie Harberts, USC vs. Oregon State, Mar. 7, 2013 (10-of-18)
Tournament: 30, Cassie Harberts, USC, 2013 (20-of-30)

FREE THROW PERCENTAGE

Game (min 8 made):
 1.000, Jazmine Davis, Washington vs. Oregon, Mar. 7, 2013 (9-for-9)
 1.000, Nnemkadi Ogwumike, Stanford vs. Arizona State, Mar. 9, 2012 (10-of-10)
 1.000, Ify Ibekwe, Arizona vs. Stanford, Mar. 11, 2011 (9-of-9)
Tournament (min 10 made):
 1.000, Kelsey Plum, Washington, 2016 (14-of-14)
 1.000, Quinn Dornstauder, Arizona State, 2015, (11-of-11)
 1.000, Shaquala Williams, Oregon, 2002 (11-of-11)
 1.000, Marie Gulich, Oregon State, 2017 (10-of-10)
 1.000, Sabrina Haines, Arizona State, 2017 (10-of-10)
 1.000, Lili Thompson, Stanford, 2014 (10-of-10)
 1.000, Kim Butler, Oregon State, 2006 (12-of-12)

REBOUNDS

Half: 14, Ebony Hoffman, USC vs. Washington State, Mar. 7, 2003
Game: 27, Chantel, Osahor, Washington vs. Oregon, Mar. 3, 2017
Tournament: 50, Chiney Ogwumike, Stanford, 2013

OFFENSIVE REBOUNDS

Game: 10, Jillian Alleyne, Oregon vs. Washington State, Mar. 6, 2014
Tournament: 17, Nnemkadi Ogwumike, Stanford, 2012

DEFENSIVE REBOUNDS

Game: 18, Chantel, Osahor, Washington vs. Oregon, Mar. 3, 2017
Tournament: 35, Chantel Osahor, Washington, 2016

REBOUNDING AVERAGE (min 2 games)

Tournament: 16.7, Chiney Ogwumike, Stanford, 2013 (3 games)

ASSISTS

Game: 13, Sabrina Ionescu, Oregon vs. Colorado, Mar. 2, 2018
 13, Marta Sniezek, Stanford vs. Washington, Mar. 4, 2016
Tournament: 25, Nikki Blue, UCLA, 2006

ASSIST AVERAGE (min 2 games)

Tournament: 8.5, Jordin Canada, UCLA, 2015 (2 games)

BLOCKED SHOTS

Game: 7, Ruth Hamblin, Oregon State vs. Washington State, Mar. 8, 2014
Tournament: 18, Ruth Hamblin, Oregon State, 2014

BLOCKED SHOTS AVERAGE (min 2 games)

Tournament: 6.0, Chiney Ogwumike, Stanford, 2014 (3 games)

STEALS

Game: 8, Nikki Blue, UCLA vs. Oregon, Mar. 8, 2003
Tournament: 19, Lisa Willis, UCLA, 2006

STEALS AVERAGE (min 2 games)

Tournament: 7.5, Nikki Blue, UCLA, 2003 (2 games)

TEAM RECORDS

POINTS

Most, Game: 107, Washington State vs. Oregon, Mar. 6, 2014
Most, Both Teams, Game: 207, WSU (107) vs. Oregon (100), Mar. 6, 2014
Most, Tournament (min 2 games): 261, USC, 2014
Most, First Half: 59, Washington State vs. Oregon, Mar. 6, 2014
Most, Second Half: 56, Stanford vs. USC, Mar. 15, 2009
Most, Overtime Period: 15, UCLA vs. Stanford, Mar. 6, 2006
Most Points, Quarter: 28, Oregon vs. Arizona, Mar. 3, 2016
Fewest, Game: 31, Arizona vs. Oregon State, Mar. 7, 2008
Fewest, Both Teams, Game: 77, Oregon State (46) vs. Arizona (31), Mar. 7, 2008
Fewest, First Half: 13, Utah vs. Oregon State, Mar. 7, 2014
 13, Washington State vs. Arizona State, Mar. 7, 2013
Fewest, Second Half: 15, Arizona vs. Stanford, Mar. 8, 2004
Fewest, Quarter: 2, Arizona vs. Arizona State, Mar. 1, 2018 (1st Qtr)
Fewest Allowed, Game: 31, Oregon State vs. Arizona, Mar. 7, 2008
Fewest Allowed, Tournament (min 3 games): 121, Stanford, 2008
Lowest Average Allowed, Tournament (min 3 games): 40.3, Stanford, 2008
Largest Deficit Overcome to Win: 16, Stanford, vs. Arizona, Mar. 8, 2004
Highest Average, Tournament (min 2 games): 86.0, Washington State, 2014
Largest Winning Margin: 41, Stanford vs. California (81-40), Mar. 5, 2005

FIELD GOALS

Most, Game: 44, Stanford vs. Arizona, Mar. 11, 2011 (44-of-75)
Most, Both Teams, Game: 74, WSU vs. Oregon, Mar. 6, 2014 (74-of-171)
Most, Tournament (min 2 games): 98, Washington State, 2014 (98-of-234)
Fewest, Game: 10, California vs. Stanford, Mar. 8, 2003 (10-of-45)
Fewest, Both Teams, Game: 28, Colorado vs. Utah, Mar. 7, 2012 (28-of-102)
Fewest Allowed, Tournament (min 2 games): 31, Utah, 2014 (31-of-106)
 31, Arizona State, 2014 (31-of-105)

FIELD GOAL ATTEMPTS

Most, Game: 88, Washington State vs. Oregon, Mar. 6, 2014 (41-of-88)
Most, Both Teams, Game: 171, Washington State vs. Oregon, Mar. 6, 2014 (74-of-171)
Most, Tournament (min 2 games): 241, USC, 2014 (96-of-241)
Fewest, Game: 35, Oregon State vs. UCLA, Mar. 12, 2010 (14-of-35)
Fewest, Both Teams, Game: 92, Washington vs. California, Mar. 13, 2009 (38-of-92)
Fewest Allowed, Tournament (min 2 games): 94, Arizona State, 2011 (38-of-99)

FIELD GOAL PERCENTAGE

Highest, Game: .690 California vs. Arizona State, Mar. 4, 2016 (29-of-42)
Highest, Both Teams, Game: .500, Arizona vs. Stanford, Mar. 11, 2011 (68-of-136)
 .500, California vs. UCLA, Mar. 4, 2006 (56-of-116)
Highest, Tournament (min 2 games): .528, Stanford, 2011 (66-of-125)
Lowest, Game: .203, Washington State vs. Oregon State, Mar. 3, 2006 (12-of-59)
Lowest, Both Teams, Game: .275, Colorado vs. Utah, Mar. 7, 2012 (28-of-102)
Lowest Allowed, Tournament (min 2 games): .292, Utah, 2014 (31-of-106)

THREE-POINT FIELD GOALS

Most, Game: 13, Oregon vs. Colorado, Mar. 2, 2018 (13-of-27)
 13, Washington State vs. Arizona, Mar. 12, 2009 (13-of-37)
Most, Both Teams, Game: 19, WSU vs. Oregon, Mar. 6, 2014 (19-of-60);
 19, Washington vs. Arizona, Mar. 12, 2009 (19-of-50)
Most, Tournament (min 2 games): 33, Oregon, 2018 (33-of-70)
Fewest, Game: 0, Washington State vs. Stanford, Mar. 3, 2017 (0-16)
 0, Oregon State vs. Utah, Mar. 7, 2014 (0-for-10)
 0, California vs. UCLA, Mar. 9, 2013 (0-of-3)
 0, Arizona State vs. Washington State, Mar. 7, 2013 (0-of-11)
 0, Stanford vs. Arizona State, Mar. 3, 9, 2012 (0-of-10)
 0, Arizona State vs. California, Mar. 10, 2011
 0, Washington State vs. USC, Mar. 7, 2003 (0-of-6)
 0, Arizona State vs. California, Mar. 7, 2003 (0-of-8)
 0, California vs. Arizona State, Mar. 4, 2007 (0-for-5)
Fewest, Both Teams, Game: 1, USC vs. Washington State, Mar. 7, 2003 (1-of-15)
Fewest Allowed, Tournament (min 2 games): 1, California, 2013 (1-of-12)

THREE-POINT FIELD GOAL ATTEMPTS

Most, Game: 37, Washington State vs. Arizona, Mar. 12, 2009 (13-of-37)
Most, Both Teams, Game: 60, Oregon (34) vs. WSU (26), Mar. 6, 2014
Most, Tournament (min 2 games): 70, Oregon, 2018 (33-of-70)
Fewest, Game: 1, California vs. Arizona State, Mar. 10, 2011 (0-of-1)
Fewest, Both Teams, Game: 11, Arizona State vs. California, Mar. 10, 2011 (2-of-11)
 11, Arizona State vs. California, Mar. 7, 2003 (2-of-11)
Fewest Allowed, Tournament (min 2 games): 12, California, 2013 (1-of-12)

THREE-POINT FIELD GOAL PCT.

Highest, Game: .833, Oregon vs. Stanford, Mar. 4, 2017 (5-of-6)
Highest, Both Teams, Game: .516, California vs. Stanford, Mar. 6, 2004 (16-of-31)
Highest, Tournament (min 2 games): .550, Colorado, 2017 (11-of-20)
Lowest, Both Teams, Game: .067, Washington State vs. USC, Mar. 7, 2003 (1-of-15)
Lowest Allowed, Tournament (min 2 games): .083, California, 2013 (1-of-12)

FREE THROWS

Most, Game: 35, USC vs. Oregon State, Mar. 7, 2013 (35-of-46)
Most, Both Teams, Game: 51, Stanford vs. UCLA, Mar. 2, 2002
Most, Tournament (min 2 games): 76, Stanford, 2002 (76-of-86)
Fewest, Game: 1, Washington vs. Oregon State, Mar. 5, 2016 (1-of-2)
 1, Oregon vs. Washington State, Mar. 5, 2015 (1-of-6)
 1, Arizona State vs. Stanford, Mar. 7, 2005 (1-of-2)
 1, Arizona vs. Stanford, Mar. 10, 2003 (1-of-4)
Fewest, Both Teams, Game: 4, Stanford vs. California, Mar. 10, 2008 (4-of-8)
Fewest Allowed, Tournament (min 2 games): 8, Washington, 2016 (8-of-12)

FREE THROW ATTEMPTS

Most, Game: 46, USC vs. Oregon State, Mar. 7, 2013 (35-of-46)
Most, Both Teams, Game: 61, Washington State vs. California, Mar. 7, 2014
 61, Arizona State vs. Arizona, Mar. 2, 2002
Most, Tournament (min 2 games): 92, Arizona State, 2002 (64-of-92)
Fewest, Game: 2, Washington vs. Oregon State, Mar. 5, 2016 (1-of-2)
 2, Arizona State vs. Stanford, Mar. 7, 2005 (1-of-2)
Fewest, Both Teams, Game: 8, Stanford vs. California, Mar. 10, 2008 (4-of-8)
Fewest Allowed, Tournament (min 2 games): 12, Washington, 2016 (8-of-12)

FREE THROW PCT.

Highest, Game: 1.000, Arizona vs. UCLA, Mar. 7, 2012 (13-for-13)
 .943, Stanford vs. UCLA (33-35), Mar. 2, 2002
Highest, Both teams, Game: .952, Arizona vs. UCLA, Mar. 7, 2012 (20-of-21)
Highest, Tournament (min 2 games): .933, Arizona State, 2011 (14-of-15)
Lowest, Game: .167, Oregon vs. Washington State, Mar. 5, 2015 (1-of-6)
Lowest, Both Teams, Game: .471, USC vs. Washington State, Mar. 4, 2016 (8-of-17)
Lowest Allowed, Tournament (min 2 games): .467, Stanford, 2008 (14-of-30)

REBOUNDS

Most, Game: 61, Oregon vs. Washington State, Mar. 6, 2014
Most, Both Teams, Game: 103, Oregon vs. Washington State, Mar. 6, 2014
Most, Tournament (min 2 games): 149, USC, 2014
Fewest, Game: 19, Arizona vs. Arizona State, Mar. 1, 2018
Fewest, Both Teams, Game: 58, Arizona vs Oregon, Mar. 3, 2016
 58, Stanford (31) vs. UCLA (27), Mar. 12, 2011
Largest Margin, Game: 34, California vs. Washington State, Mar. 9, 2012 (59-25)
Largest Margin, Tournament (min 2 games): 51, Stanford, 2009 (138-87)
Fewest Allowed, Tournament (min 2 games): 53, Arizona State, 2015
Most Offensive Rebounds, Game: 28, Oregon State vs. Washington State, Mar. 5, 2004
Most Offensive Rebounds, Tournament (min 2 games): 55, Stanford, 2009
Fewest Offensive Rebounds, Game: 3, California vs. Arizona State, Mar. 4, 2016;
 3, Utah vs. UCLA, Mar. 8, 2013

Fewest Offensive Rebounds Allowed, Tournament (min 2 games): 14, USC, 2018
Most Defensive Rebounds, Game: 42, California vs. Washington State, Mar. 9, 2012
Most Defensive Rebounds, Tournament (min. 2 games): 105, USC, 2014
Fewest Defensive Rebounds, Game: 11, Colorado vs. Washington State, Mar. 2, 2017
Fewest Defensive Rebounds Allowed, Tournament (min 2 games): 33, Arizona State, 2015
Highest Rebounding Ave., Tournament (min 2 games): 47.7, California, 2012

ASSISTS

Most, Game: 30, Stanford vs. Arizona, Mar. 11, 2011
Most, Both Teams, Game: 40, Arizona (10) vs. Stanford (30), Mar. 11, 2011
Most, Tournament (min 2 games): 65, Stanford, 2009
Fewest, Game: 2, USC vs. Oregon State, Mar. 7, 2013
Fewest, Both Teams, Game: 8, Arizona State (4) vs. Washington State (4), Mar. 7, 2013
Fewest Allowed, Tournament (min 2 games): 11, Arizona State, 2015
Highest Average, Tournament (min 2 games): 21.7, Stanford, 2009

BLOCKED SHOTS

Most, Game: 10, Stanford vs. Oregon, Mar. 4, 2017
 10, Stanford vs. USC, Mar. 8, 2014
 10, Oregon State vs. Washington State, Mar. 8, 2014
Most, Both Teams, Game: 14, Washington vs. Colorado, Mar. 8, 2013
 14, Arizona State vs. Washington State, Mar. 7, 2013
Most, Tournament (min 2 games): 26, Stanford, 2017
Fewest, Game: 0, by many, last by California vs. Washington, Mar. 1, 2018
Fewest, Both Teams, Game: 1, Washington vs. California, Mar. 1, 2018
 1, USC vs. Arizona State, Mar. 13, 2009
 1, Washington vs. California, Mar. 13, 2009
 1, Arizona State vs. Oregon, Mar. 6, 2005
 1, California vs. Stanford, Mar. 5, 2005
 1, USC vs. Oregon State, Mar. 2, 2002
 1, Stanford vs. UCLA, Mar. 9, 2003
 1, Oregon vs. Washington State, Mar. 7, 2008
Fewest Allowed, Tournament (min 2 games): 1, California, 2009
 1, Oregon, 2008
 1, UCLA, 2004
 1, Stanford, 2002
Highest Average, Tournament (min 2 games): 8.7, Stanford, 2017

STEALS

Most, Game: 21, UCLA vs. Oregon State, Mar. 12, 2010
Most, Both Teams, Game: 30, Washington vs. Oregon State, Mar. 4, 2005
Most, Tournament (min 2 games): 52, UCLA, 2006
Fewest, Game: 1, Oregon State vs. Stanford, Mar. 8, 2008
 1, Arizona vs. Stanford, Mar. 8, 2004
Fewest, Both Teams, Game: 5, Stanford vs. Oregon State, Mar. 8, 2008
Fewest Allowed, Tournament (min 2 games): 7, Colorado, 2018;
 7, UCLA, 2015
Highest Average, Tournament (min 2 games): 17.5, UCLA, 2003

PERSONAL FOULS

Most, Game: 28, Colorado vs. Stanford, Mar. 7, 2014
Most, Both Teams, Game: 49, Washington vs. Oregon State, Mar. 4, 2005
Most, Tournament (min 2 games): 74, USC, 2014
Fewest, Game: 6, Arizona vs. Utah, Mar. 7, 2013
Fewest, Both Teams, Game: 17, Washington vs Oregon State, Mar. 5, 2016
Fewest, Tournament (min 2 games): 19, Utah, 2013

TURNOVERS

Most, Game: 33, Oregon State vs. UCLA, Mar. 12, 2010
Most, Both Teams, Game: 55, Washington vs. Oregon State, Mar. 4, 2005
Most, Tournament (min 2 games): 65, California, 2016
Fewest, Game: 4, Washington vs. Utah, Mar. 5, 2015
Fewest, Both Teams, Game: 15, USC vs. Stanford, Mar. 8, 2014
 15, California vs. Arizona State, Mar. 9, 2008
Fewest, Tournament (min 2 games): 17, California, 2018
 17, Colorado, 2013

RECORD BY SEED

YEAR	#1	#2	#3	#4	#5	#6	#7	#8	#9	#10	#11	#12
2002	2-1	0-1	3-0	0-1	1-1	0-1	2-1	1-1	0-1	0-1	--	--
<i>Upsets:</i> (3) Arizona State 70, (1) Stanford 63; (7) Oregon 78, (2) Washington 64												
2003	3-0	1-1	2-1	1-1	0-1	0-1	1-1	0-1	1-1	0-1	--	--
<i>Upsets:</i> (3) Arizona 74, (2) Washington 51; (9) California 46, (8) Arizona State 38												
2004	3-0	2-1	0-1	1-1	0-1	1-1	1-1	0-1	1-1	0-1	--	--
<i>Upsets:</i> (6) Washington 77, (3) USC 55; (9) California 82, (8) Oregon 57												
2005	3-0	1-1	2-1	1-1	0-1	0-1	1-1	1-1	0-1	0-1	--	--
<i>Upsets:</i> (2) Oregon 47, (3) Arizona State 54												
2006	2-1	1-1	3-0	0-1	1-1	0-1	1-1	0-1	1-1	0-1	--	--
<i>Upsets:</i> (3) UCLA 85, (1) Stanford 76-OT; (3) UCLA 60, Arizona State 59; (5) USC 70, (4) Washington 67; (9) Arizona 64, (8) Oregon 57												
2007	3-0	2-1	1-1	0-1	1-1	0-1	1-1	0-1	1-1	0-1	--	--
<i>Upsets:</i> (9) Arizona 69, (8) Oregon State 54; (5) USC 81, (4) Washington 77												
2008	3-0	2-1	1-1	0-1	1-1	0-1	1-1	1-1	0-1	0-1	--	--
<i>Upsets:</i> (5) UCLA 73, (4) USC 52												
2009	3-0	1-1	0-1	1-1	0-1	2-1	0-1	0-1	1-1	1-1	--	--
<i>Upsets:</i> (6) USC 69, (2) California 67; (6) USC 70, (3) Arizona State 65; (9) Arizona 79, (8) Washington State 72; (10) Washington 69, (7) Oregon 43												
2010	3-0	2-1	1-1	1-1	0-1	0-1	1-1	0-1	1-1	1-1	--	--
<i>Upsets:</i> (10) Oregon State 52, (7) Washington 42												
2011	2-0	1-1	1-1	2-1	1-1	2-1	0-1	0-1	0-1	0-1	--	--
<i>Upsets:</i> (6) California 48, (3) Arizona State 43												
2012	3-0	2-1	0-1	1-1	0-1	0-1	0-1	1-1	0-1	1-0	2-1	1-1
<i>Upsets:</i> (12) Arizona 61, (5) UCLA 57; (10) Colorado 55, (7) Utah 41; (11) Washington State 65, (6) Oregon State 56; (11) Washington State 69, (3) USC 55												
2013	3-0	1-1	2-1	1-1	1-1	1-1	1-1	1-1	0-1	0-1	0-1	0-1
<i>Upsets:</i> (3) UCLA 70, (2) California 58												
2014	1-1	0-1	2-1	0-1	4-0	0-1	2-1	0-1	1-1	0-1	1-1	0-1
<i>Upsets:</i> (9) Colorado 76, (8) UCLA 65; (11) Utah 65, (6) Washington 53; (5) USC 59, (4) Arizona State 57; (7) Washington State 92, (2) California 83; (5) USC 72, (1) Stanford 68; (5) USC 71, (3) Oregon State (62)												
2015	0-1	1-1	3-0	2-1	1-1	1-1	1-1	0-1	2-1	0-1	0-1	0-1
<i>Upsets:</i> (9) Colorado 75, (8) USC 63; (9) Colorado 68, (1) Oregon State 65; (3) Stanford 59, (2) Arizona State (67)												
2016	3-0	0-1	2-1	0-1	2-1	0-1	0-1	1-1	0-1	2-1	1-1	0-1
<i>Upsets:</i> (10) California 66, (7) Utah 63 OT; (11) Arizona 74, (8) Oregon 68; (10) California 75, (2) Arizona State (64); (5) Washington 73, (4) Stanford 65												
2017	2-1	3-0	0-1	1-1	1-1	2-1	1-1	1-1	0-1	0-1	0-1	0-1
<i>Upsets:</i> (6) Oregon 70, (3) Washington 69; (2) Stanford 48, (1) Oregon State 43.												
2018	3-0	2-1	0-1	1-1	1-1	2-1	1-1	0-1	1-1	0-1	0-1	0-1
<i>Upsets:</i> (9) Colorado 66, (8) Utah 56; (6) Arizona State 57, (2) Oregon State 51.												

SEED vs. SEED RESULTS

	vs. #1	vs. #2	vs. #3	vs. #4	vs. #5	vs. #6	vs. #7	vs. #8	vs. #9	vs. #10	vs. #11	vs. #12	TOTAL
#1	-	7-1	4-2	10-0	5-1	1-0	-	8-0	7-1	-	-	-	42-5
#2	1-7	-	3-5	-	-	4-1	9-2	-	-	3-1	1-0	-	22-16
#3	2-4	5-3	-	1-0	0-1	9-5	2-0	-	-	2-0	1-1	-	23-14
#4	0-10	-	0-1	-	10-6	-	-	-	2-0	-	-	1-0	13-17
#5	1-5	-	1-0	6-10	-	-	-	1-0	-	-	-	6-1	14-16
#6	0-1	1-4	5-9	-	-	-	1-0	-	-	-	4-3	-	11-17
#7	-	2-9	0-3	-	-	0-1	-	-	-	12-4	-	-	14-17
#8	0-8	-	-	-	0-1	-	-	-	7-8	-	-	-	8-16
#9	2-6	-	-	0-2	-	-	-	8-7	-	-	-	-	9-17
#10	-	1-3	0-2	-	-	-	4-12	-	-	-	-	-	6-16
#11	-	0-1	1-2	-	-	3-4	-	-	-	-	-	-	4-7
#12	-	-	-	0-1	1-6	-	-	-	-	-	-	-	1-7

COMPOSITE TOURNAMENT STANDINGS

TEAM	W	L	PCT	TITLES
Stanford	42	5	.894	12
UCLA	19	16	.543	1
California	19	17	.528	
USC	15	16	.484	1
Arizona State	15	16	.464	1
Colorado	6	7	.462	
Oregon State	12	16	.429	1
Arizona	12	17	.414	
Oregon	9	16	.360	1
Washington	9	17	.346	
Washington State	7	17	.292	
Utah	2	9	.181	

REGULAR-SEASON CHAMPIONS BY SCHOOL (includes shared) thru 2018 campaign

1.	Stanford	23
2.	Oregon	3
	Oregon State	3
	Washington	3
5.	Arizona State	2
	USC	2
7.	Arizona	1
	California	1
	UCLA	1



Nnemkadi Ogwumike, Stanford

YEAR-BY-YEAR RECORDS

YEAR	ARIZ	ASU	CAL	COLO	ORE	OSU	STAN	UCLA	USC	UTAH	WASH	WSU
2002	0-1	3-0	0-1	--	2-1	1-1	2-1	1-1	0-1	--	0-1	0-1
2003	2-1	0-1	1-1	--	0-1	0-1	3-0	1-1	1-1	--	1-1	0-1
2004	2-1	0-1	1-1	--	0-1	1-1	3-0	1-1	0-1	--	1-1	0-1
2005	0-1	2-1	1-1	--	1-1	0-1	3-0	0-1	1-1	--	1-1	0-1
2006	1-1	1-1	0-1	--	0-1	1-1	2-1	3-0	1-1	--	0-1	0-1
2007	1-1	2-1	1-1	--	0-1	0-1	3-0	1-1	1-1	--	0-1	0-1
2008	0-1	1-1	2-1	--	1-1	1-1	3-0	1-1	0-1	--	0-1	0-1
2009	1-1	0-1	1-1	--	0-1	0-1	3-0	1-1	2-1	--	1-1	0-1
2010	1-1	0-1	1-1	--	0-1	1-1	3-0	2-1	1-1	--	0-1	0-1
2011	2-1	1-1	2-1	--	0-1	0-1	2-0	1-1	1-1	--	0-1	0-1
2012	1-1	1-1	2-1	1-1	0-1	0-1	3-0	0-1	0-1	0-1	1-1	2-1
2013	0-1	0-1	1-1	1-1	0-1	0-1	3-0	2-1	1-1	1-1	1-1	1-1
2014	0-1	0-1	0-1	1-1	0-1	2-1	1-1	0-1	4-0	1-1	0-1	2-1
2015	0-1	1-1	2-1	2-1	0-1	0-1	3-0	1-1	0-1	0-1	1-1	1-1
2016	1-1	0-1	2-1	0-1	0-1	3-0	0-1	2-1	1-1	0-1	2-1	0-1
2017	0-1	1-1	1-1	0-1	2-1	2-1	3-0	1-1	0-1	0-1	0-1	1-1
2018	0-1	2-1	1-1	1-1	3-0	0-1	2-1	1-1	1-1	0-1	0-1	0-1
TOTAL	12-17	15-16	19-17	6-7	9-16	12-16	42-5	19-16	14-16	2-7	9-17	7-17

YEARLY SEEDINGS

YEAR	ARIZ	ASU	CAL	COLO	ORE	OSU	STAN	UCLA	USC	UTAH	WASH	WSU
2002	6	3	9	--	7	5	1	8	4	--	2	10
2003	3	8	9	--	5	6	1	4	7	--	2	10
2004	2	5	9	--	8	7	1	4	3	--	6	10
2005	5	3	8	--	2	10	1	6	4	--	7	9
2006	9	2	6	--	8	7	1	3	5	--	4	10
2007	9	2	3	--	6	8	1	7	5	--	4	10
2008	9	3	2	--	7	8	1	5	4	--	6	10
2009	9	3	2	--	7	5	1	4	6	--	10	8
2010	8	5	4	--	6	10	1	2	3	--	7	9
2011	4	3	6	--	9	10	1	2	5	--	7	8
2012	12	4	2	10	9	6	1	5	3	7	8	11
2013	11	9	2	4	12	10	1	3	7	6	5	8
2014	12	4	2	9	10	3	1	8	5	11	6	8
2015	11	2	4	9	10	1	3	6	8	12	5	7
2016	11	2	10	12	6	1	4	3	8	7	5	9
2017	11	5	8	10	6	1	2	4	9	12	3	7
2018	11	6	5	9	1	3	2	4	7	8	12	10

TOURNAMENT SERIES RECORDS

	vs. ARIZ	vs. ASU	vs. CAL	vs. COLO	vs. ORE	vs. OSU	vs. STAN	vs. UCLA	vs. USC	vs. UTAH	vs. WASH	vs. WSU	TOTAL
ARIZ	--	0-3	--	--	3-1	3-1	0-7	1-2	1-2	0-1	1-0	2-0	12-17
ASU	3-0	--	1-5	--	2-0	3-0	1-5	2-3	0-3	1-0	1-0	1-1	15-16
CAL	--	5-1	--	2-0	3-0	0-1	0-7	0-6	2-1	1-0	4-0	2-1	19-17
COLO	--	--	0-2	--	0-1	1-0	0-2	1-0	1-0	2-0	1-1	0-1	6-7
ORE	1-3	0-2	0-3	1-0	--	--	1-1	1-1	0-1	--	3-3	2-2	9-16
OSU	1-3	0-3	1-0	0-1	--	--	0-3	3-1	1-3	1-0	2-1	3-1	12-17
STAN	7-0	5-1	7-0	2-0	1-1	3-0	--	9-1	4-1	--	1-1	3-0	42-5
UCLA	2-1	3-2	6-0	0-1	1-1	2-2	1-9	--	2-0	1-0	--	1-0	19-16
USC	2-1	3-0	1-2	0-1	1-0	2-2	1-5	0-2	--	--	2-2	4-1	15-16
UTAH	1-0	0-1	0-1	0-2	--	0-1	--	0-1	--	--	1-1	--	2-7
WASH	0-2	0-1	2-2	1-1	3-3	1-2	1-1	--	2-2	1-1	--	--	9-17
WSU	0-2	1-1	1-2	1-0	2-2	1-3	0-2	0-1	1-4	--	--	--	7-17

CONFERENCE CHAMPIONS

Year	Tournament	Regular Season
1987	--	USC
1988	--	Washington
1989	--	Stanford
1990	--	Stanford
		Washington
1991	--	Stanford
1992	--	Stanford
1993	--	Stanford
1994	--	USC
1995	--	Stanford
1996	--	Stanford
1997	--	Stanford
1998	--	Stanford
1999	--	Oregon
		UCLA
2000	--	Oregon
2001	--	Arizona State
		Washington
		Stanford
2002	Arizona State	Stanford
2003	Stanford	Stanford
2004	Stanford	Arizona
		Stanford
2005	Stanford	Stanford
2006	UCLA	Stanford
2007	Stanford	Stanford
2008	Stanford	Stanford
2009	Stanford	Stanford
2010	Stanford	Stanford
2011	Stanford	Stanford
2012	Stanford	Stanford
2013	Stanford	California
		Stanford
2014	USC	Stanford
2015	Stanford	Oregon State
2016	Oregon State	Arizona State
		Oregon State
2017	Stanford	Oregon State
2018	Oregon	Oregon



**WOMEN'S
BASKETBALL
TOURNAMENT**

presented by



MARCH 7–10, 2019

GRAND GARDEN ARENA // LAS VEGAS

PAC-12.COM/TICKETS

FIRST TEAM ALL-AMERICANS

ARIZONA

1997-98 Adia Barnes..... USBWA

ARIZONA STATE

1980-81 Kym Hampton
1981-82 Kym Hampton

CALIFORNIA

1992-93 Milica Vukadinovic..... Kodak, BT, S&S
2008-09 Ashley Walker..... USBWA
2014-15 Brittany Boyd..... WBCA

COLORADO

1994-95 Shelly Sheetz..... WBCA, USBWA, AP, BT

OREGON

1980-81 Bev Smith..... Kodak
1981-82 Bev Smith..... Kodak
1999-00 Shaquala Williams Kodak
2017-18 Sabrina Ionescu..... AP, USBWA, USA Today,
..... Wooden, ESPNW, WBCA

OREGON STATE

1980-81 Carol Menken Kodak
1984-85 Julie Coleman..... WBNS
1995-96 Tanja Kostic..... UPI, College Sports Magazine
2015-16 Jamie Weisner WBCA

STANFORD

1988-89 Jennifer Azz..... Kodak
1989-90 Jennifer Azz..... Kodak, USBWA
1990-91 Sonja Henning..... Kodak
1991-92 Val Whiting Kodak, USBWA
1992-93 Val Whiting Kodak, USBWA
1995-96 Kate Starbird Kodak, USBWA
1996-97 Kate Starbird Kodak, AP, USBWA
1997-98 Kristin Folkl Kodak, USBWA, Sporting News
1999-00 Jamie Carey..... WBNS, WBJ
2000-01 Nicole Powell..... WBJ
2001-02 Nicole Powell..... Kodak, USBWA
2002-03 Nicole Powell..... Kodak, USBWA
2003-04 Nicole Powell..... Kodak, AP, Wooden, USBWA
2004-05 Candice Wiggins..... Kodak
2005-06 Candice Wiggins..... Kodak, USBWA, WBNS
2006-07 Candice Wiggins..... Kodak, USBWA
2007-08 Candice Wiggins..... WBCA, AP, USBWA,
..... Wooden, SI, ESPN
2008-09 Jayne Appel..... WBCA, USBWA
2009-10 Jayne Appel..... WBCA, USBWA, Wooden
Nnemkadi Ogwumike.. USBWA, WBCA, Wooden
2010-11 Nnemkadi Ogwumike.. USBWA, WBCA, Wooden
Jeanette Pohlen..... AP, USBWA, Wooden
2011-12 Chiney Ogwumike..... WBCA
Nnemkadi Ogwumike..... AP, WBCA, USBWA,
..... Wooden
2012-13 Chiney Ogwumike... AP, WBCA, USBWA, Wooden
2013-14 Chiney Ogwumike..... AP, WBCA, USBWA,
..... Wooden, ESPN

UCLA

1974-75 Ann Meyers Kodak
1975-76 Ann Meyers Kodak
1976-77 Ann Meyers Kodak
1977-78 Ann Meyers Kodak
1978-79 Denise Curry..... Kodak
1979-80 Denise Curry..... Kodak
1980-81 Denise Curry..... Kodak
1992-93 Natalie Williams USBWA, Naismith, BT
1993-94 Natalie Williams . Kodak, USBWA, Naismith, BT, BA
1998-99 Maylana Martin..... Kodak
1999-00 Maylana Martin..... AP, Kodak, Naismith,
..... SI for Women
1999-00 Nicole Kaczmariski..... WBNS

USC

1981-82 Paula McGee..... WBCA
1982-83 Paula McGee..... Kodak, ABA-USA
Cheryl Miller Kodak, ABA-USA,
..... Naismith, Fast Break
1983-84 Pam McGee Kodak, ABA-USA
Cheryl Miller ... Kodak, ABA-USA, SS, Naismith
1984-85 Cheryl Miller Kodak, ABA-USA, Naismith
1985-86 Cheryl Miller Kodak, ABA-USA, Naismith
1992-93 Lisa Leslie..... USBWA, BT
1993-94 Lisa Leslie..... Kodak, USBWA, WBA, BA
1996-97 Tina Thompson..... USBWA, Basketball Weekly

UTAH

1995-96 Amber McEwen..... WBCA
2000-01 Lauren Beckman..... WBCA

WASHINGTON

1987-88 Karen Deden BT
1994-95 Rhonda Smith BA
1999-00 Loree Payne WBNS
2015-16 Kelsey Plum WBCA
2016-17 Kelsey Plym. AP, WBCA, USBWA, Wooden, ESPN
2016-17 Chantel Osahor..... WBCA

Legend: WBCA - Women's Basketball Coaches Association (Kodak through, WBNS - Women's Basketball News Service, USBWA - United States Basketball Writers Association, AP - Associated Press, UPI - United Press International, BT - Basketball Times, BA - Basketball America, SI - Sports Illustrated for Women, SS - Street & Smith's, WBA - Women's Basketball Association, WBJ - Women's Basketball Journal, Wooden - Wooden Award.



Stanford's Candice Wiggins was the recipient of the 2008 State Farm Wade Trophy and was a four-time All-American.



Washington's Kelsey Plum broke the all-time NCAA scoring record and went on to be named a consensus national player of the year in 2017.



Oregon's Shaquala Williams was a 1999-2000 Kodak All-American.

NAISMITH MEMORIAL BASKETBALL HALL OF FAME

Ann Meyers, UCLA (inducted 1993)
 Cheryl Miller, USC (inducted 1995)
 Denise Curry, UCLA (inducted 1997)
 Billie Moore, UCLA (inducted 1999) - coach
 Cynthia Cooper, USC (inducted 2010)
 Tara VanDerveer, Stanford (inducted 2011) - coach
 Lisa Leslie, USC (inducted 2015)

WOMEN'S BASKETBALL HALL OF FAME

Denise Curry, UCLA (inducted 1999)
 Ann Meyers, UCLA (inducted 1999)
 Cheryl Miller, USC (inducted 1999)
 Billie Moore, UCLA (inducted 1999)
 Linda Sharp, USC (inducted 2001)
 Marianne Stanley, USC/California (inducted 2002)
 Tara VanDerveer, Stanford (inducted 2002)
 Bev Smith, Oregon (inducted 2004)
 Jennifer Azzi, Stanford (inducted 2009)
 Cynthia Cooper, USC (inducted 2009)
 Pamela McGee, USC (inducted 2012)
 Lisa Leslie, USC (inducted 2014)
 Natalie Williams, UCLA (inducted 2016)
 Ceal Barry, Colorado (inducted 2018)
 Tina Thompson, USC (inducted 2018)

WBCA LIFETIME ACHIEVEMENT AWARD

1995 Billie Moore, UCLA

KODAK SILVER ANNIVERSARY TEAM

(top 10 Div. I players, 1974-1999)

Ann Meyers, UCLA
 Cheryl Miller, USC

USA OLYMPIC TEAM

1976 silver Billie Moore, UCLA (head coach)
 Anne Meyers, UCLA
 1980 Denise Curry, UCLA
 1984 gold Denise Curry, UCLA
 Pam McGee, USC
 Cheryl Miller, USC
 1988 gold Cynthia Cooper, USC
 1992 bronze Cynthia Cooper, USC
 1996 gold Tara VanDerveer, Stanford (head coach)
 Jennifer Azzi, Stanford
 Lisa Leslie, USC
 Katy Steding, Stanford
 2000 gold Lisa Leslie, USC
 Natalie Williams, UCLA
 2004 gold Lisa Leslie, USC
 Tina Thompson, USC
 2008 gold Lisa Leslie, USC
 Tina Thompson, USC

USA BASKETBALL COACH OF THE YEAR

1996 Tara VanDerveer, Stanford

BRODERICK CUP

1977-78 Ann Meyers, UCLA
 1983-84 Cheryl Miller, USC

HONDA SPORTS AWARD

(selected by NACWAA)

1977-78 Ann Meyers, UCLA
 1983-84 Cheryl Miller, USC
 1984-85 Cheryl Miller, USC
 1989-90 Jennifer Azzi, Stanford
 2016-17 Kelsey Plum, Washington

SENIOR CLASS AWARD

2008 Candice Wiggins, Stanford
 2012 Nnemkadi Ogwumike, Stanford
 2017 Sydney Wiese, Oregon State

WBCA WADE TROPHY PLAYER OF THE YEAR

Selected by NAGWS

1984-85 Cheryl Miller, USC
 1989-90 Jennifer Azzi, Stanford
 2007-08 Candice Wiggins, Stanford

NAISMITH TROPHY

Selected by coach/media panel

1983-84 Cheryl Miller, USC
 1984-85 Cheryl Miller, USC
 1985-86 Cheryl Miller, USC
 1989-90 Jennifer Azzi, Stanford
 1993-94 Lisa Leslie, USC
 1996-97 Kate Starbird, Stanford
 2016-17 Kelsey Plum, Washington

JOHN R. WOODEN AWARD

2013-14 Chiney Ogwumike, Stanford
 2016-17 Kelse Plum, Washington

ANN MEYERS DRYSDALE

USBWA NATIONAL PLAYER OF THE YEAR

1993-94 Lisa Leslie, USC
 1989-90 Jennifer Azzi, Stanford
 1996-97 Kate Starbird, Stanford
 2016-17 Kelsey Plum, Washington

* Award was named after the UCLA Hall of Famer Anne Meyers Drysdale in 2012.

WBCA PLAYER OF THE YEAR

1984-85 Cheryl Miller, USC
 1985-86 Cheryl Miller, USC
 1993-94 Lisa Leslie, USC
 1996-97 Kate Starbird, Stanford
 2007-08 Candice Wiggins, Stanford
 2016-17 Kelsey Plum, Washington

WBCA FRANCES POMEROY NAISMITH PLAYER OF THE YEAR

Outstanding female senior collegian under 5-6 in height

1986-87 Rhonda Windham, USC
 2009-10 Alexis Gray-Lawison, CAL

WBS NEWS SERVICE FRESHMAN OF THE YEAR

1989-90 Val Whiting, Stanford
 1990-91 Lisa Leslie, USC
 1998-99 Lindsey Yamasaki, Stanford

USBWA NATIONAL FRESHMAN OF THE YEAR

2004-05 Candice Wiggins, Stanford (co)
 2015-16 Kristine Anigwe, California
 2016-17 Sabrina Ionescu, Oregon

NATIONAL COACH OF THE YEAR

1977-78 Billie Moore, UCLA (AIWA)
 1987-88 Tara VanDerveer, Stanford (WBNS)
 1988-89 Tara VanDerveer, Stanford (Converse, WBCA)
 1989-90 Tara VanDerveer, Stanford (Naismith, USBWA)
 1993-94 Ceal Barry, Colorado (USBWA)
 1995-96 Amy Tucker & Marianne Stanley, Stanford (UPI)
 1998-99 Jody Runge, Oregon (WBNS)
 2010-11 Tara VanDerveer, Stanford (WBCA, co-AP, Naismith)

BASKETBALL HALL OF FAME/WBCA

NANCY LIEBERMAN AWARD

Top point guard

2017 Kelsey Plum, Washington
 2018 Sabrina Ionescu, Oregon

BASKETBALL HALL OF FAME/WBCA

KATRINA MCCLAIN AWARD

Top power forward

2018 Ruthy Hebard, ORE

WBCA CAROL ECKMAN AWARD

Integrity in coaching

2011 Joanne Boyle, California
 2018 Tara VanDerveer, STAN



Stanford head coach Tara VanDerveer was inducted into the Naismith Memorial Basketball Hall of Fame in 2011.



USC's Lisa Leslie was a two-time all-American, national player of the year and four-time member of the USA Olympic team.

NCAA PLAYER OF THE DECADE

1980's Cheryl Miller, USC

NCAA 25TH ANNIVERSARY TEAM

Cheryl Miller, USC

NCAA FINAL FOUR MOST OUTSTANDING PLAYER

1982-83 Cheryl Miller, USC
 1983-84 Cheryl Miller, USC
 1989-90 Jennifer Azzi, Stanford
 1991-92 Molly Goodenbour, Stanford

NCAA FINAL FOUR ALL-TOURNAMENT TEAM

1982-83 Paula McGee, USC; Cheryl Miller, USC
 1983-84 Pam McGee, USC; Paula McGee, USC; Cheryl Miller, USC
 1985-86 Cynthia Cooper, USC; Cheryl Miller, USC
 1989-90 Jennifer Azzi, STAN; Katy Steding, STAN
 1990-91 Sonja Henning, STAN
 1991-92 Molly Goodenbour, STAN; Rachel Hemmer, STAN; Val Whiting, STAN
 2007-08 Candice Wiggins, STAN
 2008-09 Jayne Appel, STAN
 2009-10 Nnemkadi Ogumike, STAN; Kayla Pedersen, STAN
 2011-12 Nnemkadi Ogumike, STAN
 2015-16 Talia Walton, WASH

NCAA REGIONAL MOST OUTSTANDING PLAYER

1983-84 Paula McGee, USC (West)
 1985-86 Cheryl Miller, USC (West)
 1987-88 Cherie Nelson, USC (West)
 1989-90 Karen Deden, Washington (Midwest-co)
 Jennifer Azzi, Stanford (West)
 1990-91 Val Whiting, Stanford (West)
 1991-92 Molly Goodenbour, Stanford (West)
 1994-95 Anita Kaplan, Stanford (West)
 1995-96 Kate Starbird, Stanford (West)
 1996-97 Jamila Wideman, Stanford (West)
 2003-04 Nicole Powell, Standord (Midwest)
 2007-08 Candice Wiggins, Stanford (Spokane)
 2008-09 Jayne Appel, Stanford (Berkeley)
 2009-10 Nnemkadi Ogumike, Stanford (Sacramento)
 2010-11 Nnemkadi Ogumike, Stanford (Spokane)
 2011-12 Nnemkadi Ogumike, Stanford (Fresno)
 2012-13 Layshia Clarendon, California (Spokane)
 2013-14 Mikaela Ruef, Stanford (Stanford)
 2015-16 Chantel Osahor, Washington (Lexington)
 Jamie Weisner, Oregon State (Dallas)

NCAA REGIONAL ALL-TOURNAMENT TEAM

1981-82 Mideast: Paula McGee, Pam McGee - USC
 1982-83 West: Pam McGee, Paula McGee, Cheryl Miller - USC; Judy Poelstra - OSU
 1983-84 West: Paula McGee, Cynthia Cooper, Cheryl Miller - USC
 1985-86 West: Cheryl Miller, Cynthia Cooper - USC
 1986-97 West: Monica Lamb - USC
 1987-88 West: Cherie Nelson - USC
 1989-90 Mideast: Karen Deden - WASH; West: Jennifer Azzi, Trisha Stevens - STAN
 1990-91 West: Val Whiting, Sonja Henning, Julie Zeilstra - STAN
 1991-92 West: Molly Goodenbour, Rachel Hemmer - STAN; Joni Easterly, Lisa Leslie - USC
 1992-93 West: Val Whiting - STAN
 1993-94 Mideast: Lisa Leslie, Tina Thompson - USC
 1994-95 West: Christy Hedgpeth, Anita Kaplan - STAN
 1995-96 West: Kate Starbird, Naomi Mulitauapele, Vanessa Nygaard - STAN
 1996-97 West: Jamila Wideman, Kate Starbird, Kristin Folk, Olympia Scott - STAN
 East: Lisa Griffith - ARIZ
 1997-98 West: Michelle Greco, Maylana Martin - UCLA
 2000-01 West: Andrea Lalum - WASH
 2001-02 West: Nicole Powell - STAN
 2003-04 Midwest: Nicole Powell, Susan Borchart - STAN
 2004-05 Kansas City: Susan Borchart, Candice Wiggins - STAN
 Tempe: Kylan Loney - ASU
 2005-06 San Antonio: Candice Wiggins, Brooke Smith - STAN
 2006-07 Greensboro: Danielle Orsillo, ASU
 2007-08 Spokane: Candice Wiggins, Jayne Appel, Kayla Pedersen - STAN
 2008-09 Trenton: Briann January, Danielle Orsillo - ASU; Berkeley: Jayne Appel, Jillian Harmon, Jeanette Pohlen - STAN
 2009-10 Sacramento: Jayne Appel, Kayla Pedersen, Nnemkadi Ogumike - STAN
 2010-11 Spokane: Chiney Ogumike, Nnemkadi Ogumike - STAN
 2011-12 Fresno: Chiney Ogumike, Nnemkadi Ogumike - STAN
 2012-13 Spokane: Layshia Clarendon, Afure Jemeribge - CAL; Chiney Ogumike - STAN
 2013-14 Stanford: Chiney Ogumike, Amber Orrange, Mikaela Ruef - STAN
 2015-16 Lexington: Chantel Osahor, Kelsey Plum, Talia Walton - WASH; Erica McCall, Lili Thompson - STAN; Dallas: Jamie Weisner, Sydney Wiese-OSU
 2016-17 Bridgeport: Sabrina Ionescu - ORE; Jordin Canada - UCLA
 Lexington: Erica McCall, Karlie Samuelson - STAN
 2017-18 Spokane: Sabrina Ionescu, Ruthy Hebard - ORE; Lexington: Marie Gulich; Brittany McPhee - STAN; Kansas City: Jordin Canada, Monique Billings - UCLA

NCAA ELITE 90

2016 Ruth Hamblin, Oregon State

COSIDA ACADEMIC ALL-AMERICA OF THE YEAR

1986-87 Chelle Flamoe, Oregon State
 1988-89 Chelle Flamoe, Oregon State
 1989-90 Stefanie Kasperski, Oregon
 2013-14 Chiney Ogumike, Stanford

COSIDA ACADEMIC ALL-AMERICANS

ARIZONA STATE

1986-87 Sherry Poole (3rd)
 1988-89 Fran Ciak (2nd)
 1989-90 Fran Ciak (2nd)

COLORADO

1980-81 Corky O'Rourke (3rd)
 2005-06 Jackie McFarland (2nd)
 2006-07 Jackie McFarland (2nd)
 2007-08 Jackie McFarland (1st)

OREGON

1979-80 Bev Smith (2nd)
 1981-82 Bev Smith (3rd)
 1988-89 Stefanie Kasperski (1st)
 1989-90 Stefanie Kasperski (1st)
 2009-10 Amanda Johnson (2nd)
 2010-11 Amanda Johnson (1st)
 2011-12 Amanda Johnson (1st)

OREGON STATE

1982-83 Juli Coleman (HM)
 1983-84 Juli Coleman (2nd)
 1984-85 Juli Coleman (2nd)
 1986-87 Chelle Flamoe (2nd)
 1987-88 Chelle Flamoe (1st)
 1988-89 Chelle Flamoe (1st)
 2014-15 Ruth Hamblin (2nd)
 2015-16 Ruth Hamblin (1st)
 2016-17 Sydney Wiese (3rd)

STANFORD

1980-81 Louise Smith (3rd)
 1981-82 Jeanne Ruark Hoff (4th)
 1989-90 Julie Zeilstra (3rd)
 1991-92 Chris MacMurdo (3rd)
 1992-93 Chris MacMurdo (3rd)
 1995-96 Kate Starbird (2nd)
 2012-13 Chiney Ogumike (1st)
 2013-14 Chiney Ogumike (1st)
 2016-17 Erica McCall (2nd)
 2017-18 Brittany McPhee (2nd)

UCLA

1979-80 Dianne Frierson (3rd)
 1980-81 Denise Curry (1st)
 1981-82 Mary Hagarty (4th)
 1985-86 Anne Dean (2nd)

UTAH

1979-80 Jane Quimby (3rd)
 1980-81 Ellen Perrella (3rd)
 2014-15 Taryn Wicijowski (1st)

WASHINGTON

2000-01 Megan Franza (2nd)
 2015-16 Kelsey Plum (2nd)

WASHINGTON STATE

1981-82 Jeanne Eggart (HM)

1986-87

Jennifer Bennett California
 Yvette Cole Washington
 Dora Dome UCLA
 Monica Lamb USC
 Lauri Landerholm* Oregon
 Cherie Nelson USC
 Gabi Neumann Oregon
 Lisa Oriard Washington
 Dana Patterson Arizona
 Rhonda Windham USC

1987-88

Jennifer Azzi Stanford
 Yvette Cole Washington
 Dora Dome UCLA
 Chelle Flamoe Oregon State
 Jonni Gray Washington State
 Karon Howell USC
 Stefanie Kasperski Oregon
 Shamona Mosley Arizona State
 Cherie Nelson* USC
 Lisa Oriard Washington
 Dana Patterson Arizona
 Katy Steding Stanford

1988-89

Jennifer Azzi* Stanford
 Yvette Cole Washington
 Chelle Flamoe Oregon State
 Amy Gamble Arizona
 Jonni Gray Washington State
 Sonja Henning Stanford
 Stefanie Kasperski Oregon
 Cherie Nelson USC
 Katy Steding Stanford
 Sandra VanEmbricqs UCLA

1989-90

Jennifer Azzi* Stanford
 Karen Deden Washington
 Sonja Henning Stanford
 Stefanie Kasperski Oregon
 Amy Mickelson Washington
 Angie Miller Washington State
 Katy Steding Stanford
 Rehema Stephens UCLA
 Trisha Stevens Stanford
 Sandra VanEmbricqs UCLA

1990-91

Karen Deden Washington
 Sonja Henning* Stanford
 Lisa Leslie USC
 Laurie Merlino Washington
 Judy Shannon Oregon State
 Trisha Stafford California
 Rehema Stephens UCLA
 Trisha Stevens Stanford
 Tammy Story USC
 Julie Zeilstra Stanford

1991-92

Ryneldi Becenti Arizona State
 Margo Clark Arizona
 Lisa Leslie USC
 Judy Shannon Oregon State
 Trisha Stafford California
 Rehema Stephens UCLA
 Tammy Story USC
 Val Whiting* Stanford
 Natalie Williams UCLA
 Milica Vukadinovic California

1992-93

Nicole Anderson UCLA
 Ryneldi Becenti Arizona State
 Joni Easterly USC
 Molly Goodenbour Stanford
 Tanja Kostic Oregon State
 Lisa Leslie USC
 Rhonda Smith Washington
 Milica Vukadinovic California
 Val Whiting* Stanford
 Natalie Williams UCLA

1993-94

Tara Davis Washington
 Christy Hedgpath Stanford
 Rachel Hemmer Stanford
 Anita Kaplan Stanford
 Tanja Kostic Oregon State
 Lisa Leslie USC
 Nicky McCrimmon USC
 Rhonda Smith Washington
 Debbie Sporcich Oregon
 Natalie Williams* UCLA

1994-95

Sally Crowe Oregon
 Renae Fegent Oregon
 Kisa Hughes UCLA
 Anita Kaplan Stanford
 Tanja Kostic* Oregon State
 Rhonda Smith Washington
 Eliza Sokolowska California
 Kate Starbird Stanford
 Tina Thompson USC
 Boky Vidic Oregon State

1995-96

Adia Barnes Arizona
 Arianne Boyer Oregon
 Renae Fegent Oregon
 Nickey Hilbert UCLA
 Tanja Kostic* Oregon State
 Brenda Pantoja Arizona
 Jenni Ruff Washington State
 Kate Starbird* Stanford
 Tina Thompson USC
 Jamila Wideman Stanford

1996-97

Adia Barnes Arizona
 Arianne Boyer Oregon
 Jade Hyett Washington State
 Tina Lelas Oregon State
 Tanja Kostic Oregon State
 Maylana Martin UCLA
 Jamie Redd Washington
 Olympia Scott Stanford
 Kate Starbird* Stanford
 Tina Thompson USC
 Jamila Wideman Stanford

1997-98

Adia Barnes* Arizona
 Kristin Clark USC
 Kristin Folkl Stanford
 Erica Gomez UCLA
 Amber Hall Washington
 Natalie Hughes Oregon
 Maylana Martin UCLA
 Vanessa Nygaard Stanford
 Jamie Redd Washington
 Olympia Scott Stanford

1998-99

LaCresha Flannigan UCLA
 Milena Flores Stanford
 Erica Gomez UCLA
 Amber Hall Washington
 Angela Lackey Arizona
 Tricia Lamb Washington State
 Maylana Martin* UCLA
 Jamie Redd Washington

Adrain Williams USC
 Shaquala Williams Oregon
 Felecity Willis Arizona

1999-2000

Tatum Brown Arizona
 Milena Flores Stanford
 Megan Franza Washington
 Rachel Holt Arizona State
 Maylana Martin UCLA
 Sissel Pierce Oregon State
 Felicia Ragland Oregon State
 Shaquala Williams* Oregon
 Felecity Willis Arizona
 Angelina Wolvert Oregon

2000-01

Reshea Bristol Arizona
 Megan Franza Washington
 Michelle Greco UCLA
 Courtney Johnson California
 Melody Johnson Arizona State
 Amanda Levens Arizona State
 Elizabeth Pickney Arizona
 Nicole Powell Stanford
 Felicia Ragland* Oregon State
 Angelina Wolvert Oregon

2001-02

Ebony Hoffman USC
 Aisha Hollans USC
 Amanda Levens Arizona State
 Giuliana Mendiola Washington
 Loree Payne Washington
 Elizabeth Pickney Arizona
 Nicole Powell* Stanford
 Felicia Ragland Oregon State
 Shaquala Williams Oregon
 Lindsey Yamasaki Stanford

2002-03

Nikki Blue UCLA
 Leilani Estavan Oregon State
 Michelle Greco UCLA
 Ebony Hoffman USC
 Giuliana Mendiola* Washington
 Loree Payne Washington
 Shawntinice Polk Arizona
 Nicole Powell Stanford
 Kelley Suminski Stanford
 Dee-Dee Wheeler Arizona

2003-04

Nihan Anaz California
 Nikki Blue UCLA
 Ebony Hoffman USC
 Andrea Lalum Washington
 Kylan Loney Arizona State
 Giuliana Mendiola Washington
 Shawntinice Polk Arizona
 Nicole Powell* Stanford
 Noelle Quinn UCLA
 Dee-Dee Wheeler Arizona

2004-05

Andrea Bills Oregon
 Nikki Blue UCLA
 Cathrine Kraayeveld Oregon
 Shawntinice Polk Arizona
 Brooke Smith Stanford
 Kelley Suminski Stanford
 Emily Westerberg Arizona State
 Dee-Dee Wheeler Arizona
 Candice Wiggins* Stanford
 Lisa Willis UCLA

2005-06

Nikki Blue	UCLA
Devanei Hampton	California
Cameo Hicks	Washington
Kristen Kovesy	Arizona State
Eshaya Murphy	USC
Noelle Quinn	UCLA
Brooke Smith	Stanford
Emily Westerberg	Arizona State
Candice Wiggins*	Stanford
Lisa Willis	UCLA

2006-07

Devanei Hampton*	California
Cameo Hicks	Washington
Aubree Johnson	Arizona State
Eshaya Murphy	USC
Casey Nash	Oregon State
Noelle Quinn	UCLA
Brooke Smith	Stanford
Ashley Walker	California
Emily Westerberg	Arizona State
Candice Wiggins	Stanford

2007-08

FIRST TEAM	
Jayne Appel	Stanford
Devanei Hampton	California
Lindsey Pluimer	UCLA
Ashley Walker	California
Candice Wiggins*	Stanford
SECOND TEAM	
Alexis Gray-Lawson	California
Briann January	Arizona State
Lauren Lacey	Arizona State
Nadia Parker	USC
Ashley Whisonant	Arizona
THIRD TEAM	
Emily Florence	Washington
Mercedez Fox-Griffin	Oregon State
Camille LeNoir	USC
Taylor Lilley	Oregon
Kayla Pedersen	Stanford

2008-09

FIRST TEAM	
Jayne Appel*	Stanford
Alexis Gray Lawson	California
Ify Ibekwe	Arizona
Briann January	Arizona State
Ashley Walker	California
SECOND TEAM	
Doreena Campbell	UCLA
Jillian Harmon	Stanford
Camille LeNoir	USC
Jeanette Pohlen	Stanford
Dymond Simon	Arizona State
THIRD TEAM	
Brittney Davis	Oregon State
Micaela Cocks	Oregon
Briana Gilbreath	USC
Devanei Hampton	California
Kayla Pedersen	Stanford

2009-10

Jayne Appel	Stanford
Doreena Campbell	UCLA
Micaela Cocks	Oregon
Ashley Corral	USC
Jasmine Dixon	UCLA
Briana Gilbreath	USC
Alexis Gray-Lawson	California
Ify Ibekwe	Arizona
Taylor Lilley	Oregon
Nnemkadi Ogwumike*	Stanford
Kayla Pedersen	Stanford
Jeanette Pohlen	Stanford
Danielle Orsillo	Arizona State
Sami Whitcomb	Washington
Davellyn Whyte	Arizona

DID YOU KNOW? 18 freshmen in Pac-12/10 history have earned first team all-conference honors: Lisa Leslie, USC ('91), Tanja Kostic, OSU ('93), Maylana Martin, UCLA ('97), Shaquala Williams, ORE ('99), Nicole Powell, STAN ('01), Shawntinice Polk, ARIZ ('03), Nikki Blue, UCLA ('03), Noelle Quinn, UCLA ('04), Candice Wiggins, STAN ('05), Devanei Hampton, CAL ('06), Davellyn White, ARIZ ('10), Chiney Ogwumike, STAN ('11), Jazmine Davis, WASH ('12), Kelsey Plum, WASH, Sydney Wiese, OSU ('14), Kristine Anigwe, CAL ('16) and Sabrina Ionescu and Ruthy Hebard of Oregon ('17).

2010-11

Doreena Campbell	UCLA
Ashley Corral	USC
Jasmine Dixon	UCLA
Briana Gilbreath	USC
Ify Ibekwe	Arizona
Nia Jackson	Oregon
Kristi Kingma	Washington
Darxia Morris	UCLA
Chiney Ogwumike	Stanford
Nnemkadi Ogwumike	Stanford
Kayla Pedersen	Stanford
Jeanette Pohlen*	Stanford
Dymond Simon	Arizona State
DeNesha Stallworth	California
Davellyn Whyte	Arizona

2011-12

Jazmine Davis	Washington
Layshia Clarendon	California
Ashley Corral	USC
Rebekah Gardner	UCLA
Briana Gilbreath	USC
Chucky Jeffery	Colorado
Amanda Johnson	Oregon
Toni Kokenis	Stanford
Earlysia Marchbanks	Oregon State
Chiney Ogwumike	Stanford
Nnemkadi Ogwumike*	Stanford
Regina Rogers	Washington
Markel Walker	UCLA
Davellyn Whyte	Arizona
Taryn Wicijowski	Utah

2012-13

Brittany Boyd	California
Gennifer Brandon	California
Alyssia Brewer	UCLA
Layshia Clarendon	California
Jazmine Davis	Washington
Cassie Harberts	USC
Chucky Jeffery	Colorado
Kristi Kingma	Washington
Atonye Nyvingifa	UCLA
Chiney Ogwumike*	Stanford
Amber Orange	Stanford
Michelle Plouffe	Utah
Joslyn Tinkle	Stanford
Markel Walker	UCLA
Davellyn Whyte	Arizona

2013-14

Jillian Alleyne	Oregon
Brittany Boyd	California
Jazmine Davis	Washington
Nirra Fields	UCLA
Lia Galdeira	Washington State
Reshanda Gray	California
Cassie Harberts	USC
Deja Mann	Arizona State
Atonye Nyvingifa	UCLA
Chiney Ogwumike*	Stanford
Amber Orange	Stanford
Michelle Plouffe	Utah
Kelsey Plum	Washington
Tia Presley	Washington State
Sydney Wiese	Oregon State

2014-15

Jillian Alleyne	Oregon
Promise Amukamara	Arizona State
Brittany Boyd	California
Sophie Brunner	Arizona State
Jazmine Davis	Washington

Nirra Fields	UCLA
Lia Galdeira	Washington State
Reshanda Gray*	California
Ruth Hamblin	Oregon State
Amber Orange	Stanford
Kelsey Plum	Washington
Lili Thompson	Stanford
Alexyz Vaoletama	USC
Jamie Weisner	Oregon State
Sydney Wiese	Oregon State

2015-16

Jillian Alleyne	Oregon
Kristine Anigwe	California
Sophie Brunner	Arizona State
Jordin Canada	UCLA
Elisha Davis	Arizona State
Temi Fagbenle	USC
Nirra Fields	UCLA
Ruth Hamblin	Oregon State
Katie Hempen	Arizona State
Erica McCall	Stanford
Kelsey Plum	Washington
Emily Potter	Utah
Lili Thompson	Stanford
Jamie Weisner*	Oregon State
Sydney Wiese	Oregon State

2016-17

Kristine Anigwe	California
Monique Billings	UCLA
Sophie Brunner	Arizona State
Jordin Canada	UCLA
Ruthy Hebard	Oregon
Marie Gulich	Oregon State
Sabrina Ionescu	Oregon
Kennedy Leonard	Colorado
Erica McCall	Stanford
Brittany McPhee	Stanford
Chantel Osahor	Washington
Kelsey Plum*	Washington
Karlie Samuelson	Stanford
Kristen Simon	USC
Sydney Wiese	Oregon State

2017-18

Kristine Anigwe	California
Monique Billings	UCLA
Jordin Canada	UCLA
Maite Cazorla	Oregon
Marie Gulich	Oregon State
Ruthy Hebard	Oregon
Borislava Hristova	Washington State
Megan Huff	Utah
Kianna Ibis	Arizona State
Sabrina Ionescu*	Oregon
Kennedy Leonard	Colorado
Brittany McPhee	Stanford
Amber Melgoza	Washington
Kristen Simon	USC
Alanna Smith	Stanford

* Player of the Year

Note: One team of 10 selected from 1987-2007; In 2008 and 2009, three teams of five were selected. Second and third teams indicated; one team of 15 selected beginning 2010.

ARIZONA30
 Dana Patterson 87, 88
 Amy Gamble 89
 Margo Clark 92
 Adia Barnes 96, 97, 98
 Brenda Pantoja 96
 Angela Lackey 99
 Felicity Willis 99, 00
 Tatum Brown 00
 Reshea Bristol 01
 Elizabeth Pickney 01, 02
 Shawntinice Polk 03
 Dee-Dee Wheeler 03, 04, 05
 Shawntinice Polk 03, 04, 05
 Ashley Whisonant 08 (2nd)
 Ify Ibekwe 09, 10, 11
 Davellyn Whyte 10, 11, 12, 13

ARIZONA STATE27
 Shamona Mosley 88
 Ryneldi Becenti 92, 93
 Rachel Holt 00
 Melody Johnson 01
 Amanda Levens 01, 02
 Kylan Loney 04
 Emily Westerberg 05, 06, 07
 Kristen Kovetsy 06
 Aubree Johnson 07
 Briann January 08 (2nd), 09
 Lauren Lacey 08 (2nd)
 Dymond Simon 09 (2nd), 11
 Danielle Orsillo 10
 Deja Mann 14
 Promise Amukamara 15
 Sophie Brunner 15, 16, 17
 Elisha Davis 16
 Katie Hempen 16
 Kianna Ibis 18

CALIFORNIA30
 Jennifer Bennett 87
 Trisha Stafford 91, 92
 Milica Vukadinovic 92, 93
 Eliza Sokolowska 95
 Courtney Johnson 01
 Nihan Anaz 04
 Devanei Hampton 06, 07, 08, 09 (3rd)
 Ashley Walker 07, 08, 09
 Alexis Gray-Lawson 08 (2nd), 09, 10
 DeNesha Stallworth 11
 Layshia Clarendon 12, 13
 Brittany Boyd 13, 14, 15
 Gennifer Brandon 13
 Reshanda Gray 14, 15
 Kristine Anigwe 16, 17, 18

COLORADO4
 Chucky Jeffery 12, 13
 Kennedy Leonard 17, 18

OREGON33
 Lauri Landerholm 87
 Gabi Neumann 87
 Stefanie Kasperski 88, 89, 90
 Debbie Sporcich 94
 Sally Crowe 95
 Renae Fegent 95, 96
 Arianne Boyer 96, 97
 Natalie Hughes 98
 Shaquala Williams 99, 00, 02
 Angelina Wolvert 00, 01
 Cathrine Kraayeveld 05
 Andrea Bills 05
 Taylor Lilley 08 (3rd), 10
 Micaela Cocks 09 (3rd), 10
 Nia Jackson 11
 Amanda Johnson 12
 Jillian Alleyne 14, 15, 16
 Ruthy Hebard 17, 18
 Sabrina Ionescu 17, 18
 Maite Cazorla 18

OREGON STATE29
 Chelle Flamoe 88, 89
 Amy Shannon 91, 92
 Tanja Kostic 93, 94, 95, 96
 Boky Vidic 95
 Tina Lelas 97
 Sissel Pierce 00
 Felicia Ragland 00, 01, 02
 Leilani Estavan 03
 Casey Nash 07
 Mercedes Fox-Griffin 08 (3rd)
 Brittney Davis 09 (3rd)
 Earlysia Marchbanks 12
 Sydney Wiese 14, 15, 16, 17
 Ruth Hamblin 15, 16
 Jamie Weisner 15, 16
 Marie Gulich 17, 18

STANFORD74
 Jennifer Azzi 88, 89, 90
 Katy Steding 88, 89, 90
 Sonja Henning 89, 90, 91
 Trisha Stevens 90, 91
 Julie Zielstra 91
 Val Whiting 92, 93
 Molly Goodenbour 93
 Christy Hedgpeath 94
 Rachel Hemmer 94
 Anita Kaplan 94, 95
 Kate Starbird 95, 96, 97
 Jamila Wideman 96, 97
 Olympia Scott 97, 98
 Vanessa Nygaard 98
 Kristin Folk 98
 Milena Flores 99, 00
 Nicole Powell 01, 02, 03, 04
 Lindsey Yamasaki 02
 Kelley Suminski 03, 05
 Brooke Smith 05, 06, 07
 Candice Wiggins 05, 06, 07, 08
 Jayne Appel 08, 09, 10
 Kayla Pedersen 08 (3rd), 09 (3rd), 10, 11
 Jillian Harmon 09 (2nd)
 Jeanette Pohlen 09 (2nd), 10, 11
 Nnemkadi Ogumike 10, 11, 12
 Chiney Ogumike 11, 12, 13, 14
 Toni Kokenis 12
 Amber Orrange 12, 13, 14
 Joslyn Tinkle 13
 Lili Thompson 15, 16
 Erica McCall 16, 17
 Brittany McPhee 17, 18
 Karlie Samuelson 17
 Alanna Smith 18

UCLA52
 Dora Dome 87, 88
 Sandra VanEmbricqs 89, 90
 Rehema Stephens 90, 91, 92
 Natalie Williams 92, 93, 94
 Nicole Anderson 93
 Kisa Hughes 95
 Nickey Hilbert 96
 Maylana Martin 97, 98, 99, 00
 Erica Gomez 98, 99
 LaCresha Flannigan 99
 Michelle Greco 01, 03
 Nikki Blue 03, 04, 05, 06
 Lisa Willis 05, 06
 Noelle Quinn 04, 06, 07
 Lindsey Pluimer 08
 Doreena Campbell 09 (2nd), 10, 11
 Jasmine Dixon 10, 11
 Darxia Morris 11
 Briana Gilbreath, USC 09, 10, 11, 12
 Markel Walker 12, 13
 Alyssia Brewer 13
 Atonye Nyingifa 13, 14
 Nirra Fields 14, 15, 16
 Jordin Canada 16, 17, 18
 Monique Billings 17, 18

USC40
 Rhonda Windham 87
 Cherie Nelson 87, 88, 89
 Monica Lamb 87
 Karon Howell 87
 Lisa Leslie 91, 92, 93, 94
 Tammy Story 91, 92
 Joni Easterly 93
 Nicky McCrimmon 94
 Tina Thompson 95, 96, 97
 Kristin Clark 98
 Mercedes Westerberg, ASU 98
 Adrain Williams 99
 Ebony Hoffman 02, 03, 04
 Aisha Hollans 02
 Eshaya Murphy 06, 07
 Nadia Parker 08 (2nd)
 Camille LeNoir 08 (3rd), 09 (2nd)
 Briana Gilbreath 09 (3rd), 10, 11, 12
 Ashley Corral 10, 11, 12
 Cassie Harberts 13, 14
 Alexyz Vaoiletama 15
 Temi Fagbenle 16
 Kristen Simon 17, 18

UTAH5
 Taryn Wicijowski 12
 Michelle Plouffe 13, 14
 Emily Potter 16
 Megan Huff 18

WASHINGTON42
 Yvette Cole 87, 88, 89
 Lisa Oriard 87, 88
 Karen Deden 89, 90
 Amy Mickelson 90
 Laurie Merlino 91
 Rhonda Smith 93, 94, 95
 Tara Davis 94
 Jamie Redd 97, 98, 99
 Amber Hall 98, 99
 Megan Franza 00, 01
 Giuliana Mendiola 02, 03, 04
 Loree Payne 02, 04
 Andrea Lalum 04
 Cameo Hicks 06, 07
 Emily Florence 08 (3rd)
 Sami Whitcomb 10
 Kristi Kingma 11
 Jazmine Davis 12, 13, 14, 15
 Regina Rogiers 12
 Kelsey Plum 14, 15, 16, 17
 Chantel Osahor 17
 Amber Melgoza 18

WASHINGTON STATE10
 Jonni Gray 88, 89
 Angie Miller 89
 Jenni Ruff 96
 Jade Hyatt 97
 Tricia Lamb 99
 Lia Galdeira 14, 15
 Tia Presley 14
 Borislava Hristova 18

FOUR-TIME SELECTIONS
 Lisa Leslie, USC 91, 92, 93, 94
 Tanja Kostic, OSU 93, 94, 95, 96
 Maylana Martin, UCLA 97, 98, 99, 00
 Nicole Powell, STAN 01, 02, 03, 04
 Nikki Blue, UCLA 03, 04, 05, 06
 Candice Wiggins, STAN 05, 06, 07, 08
 Devanei Hampton, CAL 06, 07, 08, 09
 Kayla Pedersen, STAN 08, 09, 10, 11
 Briana Gilbreath, USC 09, 10, 11, 12
 Davellyn Whyte, ARIZ 10, 11, 12, 13
 Chiney Ogumike, STAN 11, 12, 13, 14
 Jazmine Davis, WASH 12, 13, 14, 15
 Kelsey Plum, WASH 14, 15, 16, 17
 Sydney Wiese, OSU 14, 15, 16, 17

THREE-TIME SELECTIONS
 Stefanie Kasperski, ORE 88, 89, 90
 Jennifer Azzi, STAN 88, 89, 90
 Katy Steding, STAN 88, 89, 90
 Sonja Henning, STAN 88, 89, 90
 Rehema Stephens, UCLA 90, 91, 92
 Natalie Williams, UCLA 92, 93, 94
 Cherie Nelson, USC 87, 88, 89
 Yvette Cole, WASH 87, 88, 89
 Rhonda Smith, WASH 93, 94, 95

Kate Starbird, STAN 95, 96, 97
 Tina Thompson, USC 95, 96, 97
 Adia Barnes, ARIZ 96, 97, 98
 Jamie Redd, WASH 97, 98, 99
 Felicia Ragland, OSU 00, 01, 02
 Shaquala Williams, ORE 99, 00, 02
 Giuliana Mendiola, WASH 02, 03, 04
 Ebony Hoffman, USC 02, 03, 04
 Dee-Dee Wheeler, ARIZ 03, 04, 05
 Shawntinice Polk, ARIZ 03, 04, 05
 Emily Westerberg, ASU 05, 06, 07
 Brooke Smith, STAN 05, 06, 07
 Noelle Quinn, UCLA 04, 06, 07
 Ashley Walker, CAL 07, 08, 09
 Jayne Appel, STAN 08, 09, 10
 Alexis Gray-Lawson, CAL 08, 09, 10
 Doreena Campbell, UCLA 09, 10, 11
 Ify Ibekwe, ARIZ 09, 10, 11
 Jeanette Pohlen, STAN 09, 10, 11
 Ashley Corral, USC 10, 11, 12
 Nnemkadi Ogumike, STAN 10, 11, 12
 Brittany Boyd, CAL 13, 14, 15
 Amber Orrange, STAN 13, 14, 15
 Jillian Alleyne, ORE 14, 15, 16
 Nirra Fields, UCLA 14, 15, 16
 Sophie Brunner, ASU 15, 16, 17
 Kristine Anigwe, CAL 16, 17, 18
 Jordin Canada, UCLA 16, 17, 18

TWO-TIME SELECTIONS

Dora Dome, UCLA 87, 88
 Lisa Oriard, WASH 87, 88
 Dana Patterson, ARIZ 87, 88
 Chelle Flamoe, OSU 88, 89
 Jonni Gray, WSU 88, 89
 Karen Deden, WASH 89, 90
 Sandra VanEmbricqs, UCLA 89, 90
 Trisha Stevens, STAN 90, 91
 Judy Shannon, OSU 91, 92
 Trisha Stafford, CAL 91, 92
 Tammy Story, USC 91, 92
 Ryneldi Becenti, ASU 92, 93
 Milica Vukadinovic, CAL 92, 93
 Val Whiting, STAN 92, 93
 Anita Kaplan, STAN 94, 95
 Renae Fegent, ORE 95, 96
 Arianne Boyer, ORE 96, 97
 Jamilla Wideman, STAN 96, 97
 Olympia Scott, STAN 97, 98
 Erica Gomez, UCLA 98, 99
 Amber Hall, WASH 98, 99
 Milena Flores, STAN 99, 00
 Felicity Willis, ARIZ 99, 00
 Angelina Wolvert, ORE 00, 01
 Megan Franza, WASH 00, 01
 Elizabeth Pickney, ARIZ 01, 02
 Amanda Levens, ASU 01, 02
 Michelle Greco, UCLA 01, 03
 Loree Payne, WASH 02, 03
 Kelley Suminski, STAN 03, 05
 Lisa Willis, UCLA 05, 06
 Eshaya Murphy, USC 06, 07
 Cameo Hicks, WASH 06, 07
 Briann January, ASU 08, 09
 Camille LeNoire, USC 08, 09
 Micaela Cocks, ORE 09, 10
 Taylor Lilley, ORE 08, 10
 Jasmine Dixon, UCLA 10, 11
 Dymond Simon, ASU 09, 11
 Layshia Clarendon, CAL 12, 13
 Chucky Jeffery, COLO 12, 13
 Markel Walker, UCLA 12, 13
 Cassie Harberts, USC 13, 14
 Atonye Nyingifa, UCLA 13, 14
 Michelle Plouffe, UTAH 13, 14
 Markel Walker, UCLA 14, 15
 Reshanda Gray, CAL 13, 14
 Ruth Hamblin, OSU 15, 16
 Lili Thompson, STAN 15, 16
 Erica McCall, STAN 16, 17
 Monique Billings, UCLA 17, 18
 Marie Gulich, OSU 17, 18
 Ruthy Hebard, ORE 17, 18
 Sabrina Ionescu, ORE 17, 18
 Kennedy Leonard, COLO 17, 18
 Brittany McPhee, STAN 17, 18
 Kristen Simon, USC 17, 18

FRESHMAN TEAM SELECTIONS BY SCHOOL

Stanford	28
California	19
UCLA	17
Oregon	16
Washington	15
USC	14
Oregon State	13
Arizona	12
Washington State	10
Arizona State	9
Colorado	2
Utah	1

ALL-FRESHMAN TEAM

1986-87

Jennifer Azzi	Stanford
Anja Hellman	California
Stefanie Kasperski	Oregon
Seija Leino	California
Katy Steding	Stanford
Monica Lamb*	USC

1987-88

Karen Deden*	Washington
Sonja Henning	Stanford
Teresa Palmisano	California
Kari Parriott*	Oregon State
Trisha Stevens	Stanford
Angie Weir	Washington State

1988-89

Kesha Martin	California
Kristal Stahl	Washington State
Tammy Story	USC
Molly Tideback*	UCLA
Julie Zeilstra	Stanford

1989-90

Nicole Anderson	UCLA
Joni Easterly	USC
Aili Gronroos	California
Vanessa Selden	Oregon
Val Whiting*	Stanford

1990-91

Tara Davis	Washington
Lisa Leslie*	USC
Natalia Mattick	Oregon State
Debbie Sporchich	Oregon
Natalie Williams	UCLA

1991-92

Rachel Hemmer*	Stanford
Stacey Johnson	Arizona State
Anita Kaplan	Stanford
Rhonda Smith	Washington
Jacinda Sweet	Arizona

1992-93

Keisha Anderson	Arizona
Tanja Kostic*	Oregon State
Anette Mollerstrom	Oregon State
Michelle Palmisano	UCLA
Melissa Wuschngig	Washington

1993-94

Arienne Boyer	Oregon
Kristina Lelas	Oregon State
Kate Starbird	Stanford
Tina Thompson*	USC
Jamila Wideman	Stanford

1994-95

Adia Barnes*	Arizona
Kristin Folk	Stanford
Tawana Grimes	UCLA
Naomi Mulituaopele	Stanford
Gena Pelz	Washington

1995-96

Erica Gomez*	UCLA
Jade Hyett	Washington State
Jennie Leander	California
Erica Mashia	USC
Jamie Redd	Washington

1996-97

Milena Flores	Stanford
Lisa Griffith	Arizona
Maylana Martin*	UCLA
Jenny Mowe	Oregon
Joanna Smith	Washington State

1997-98

Reshea Bristol	Arizona
Alke Dietel*	Washington State
Brianne Meharry	Oregon
Masa Radovic	California
Angelina Wolvert	Oregon

1998-99

Michelle Greco	UCLA
Theresa Jantzen	Arizona State
Elizabeth Pickney	Arizona
Shaquala Williams*	Oregon
Lindsey Yamasaki	Stanford

1999-00

Sarah Allen	Arizona State
Jamie Carey*	Stanford
Nicole Kaczmarek	UCLA
Loree Payne	Washington
Krista Warren	Arizona

2000-01

Betsy Boardman	Arizona State
Ebony Hoffman	USC
Veranda James	Arizona
Giuliana Mendiola	Washington
Nicole Powell*	Stanford

2001-02

Kristen O'Neill	Washington
Kelley Suminski	Stanford
T'Nae Thiel	Stanford
Dee-Dee Wheeler*	Arizona
Rachel Woodward	USC

2002-03

Nikki Blue	UCLA
Amy Denson	Arizona State
Carolyn Ganes	Oregon
Jill Noe	Arizona State
Shawntinice Polk*	Arizona

2003-04

Eleanor Haring	Oregon
Cameo Hicks	Washington
Kristen Newlin	Stanford
Noelle Quinn*	UCLA
Emily Westerberg	Arizona State

2004-05

Brynn Cameron	USC
Kristen Forristall	Oregon
Jessica Lawson	California
Lindsey Pluimer	UCLA
Candice Wiggins*	Stanford

2005-06

Alexis Gray-Lawson*	California
Devanei Hampton	California
Jillian Harmon	Stanford
Briann January	Arizona State
Ashley Walker	California

2006-07

Jayne Appel*	Stanford
J.J. Hones	Stanford
Judie Lomax	Oregon State
Dymond Simon	Arizona State
Natasha Vital	California

2007-08

Doreena Campbell	UCLA
Ify Ibekwe	Arizona
Kayla Pedersen*	Stanford
Katelan Redmon	Washington
Talisa Rhea	Oregon State

2008-09

Courtney Clements	Arizona
Briana Gilbreath*	USC
Atonye Nyingifa	UCLA
Nnemkadi Ogwumike	Stanford
Jazmine Perkins	Washington State

2009-10

Kiki Moore	Washington State
Haiden Palmer	Oregon State
DeNesha Stallworth	California
Markel Walker	UCLA
Davellyn Whyte*	Arizona

2010-11

Cassie Harberts	USC
Alyssa Martin	Oregon State
Chiney Ogwumike*	Stanford
Sage Romberg	Washington State
Lindsay Sherbert	California

2011-12

Brittany Boyd	California
Ariya Cook	USC
Jazmine Davis*	Washington
Ali Gibson	Oregon State
Reshanda Gray	California

2012-13

Jillian Alleyne	Oregon
Lia Galdeira	Washington State
Arielle Roberson*	Colorado
Talia Walton	Washington
Jamie Weisner	Oregon State

2013-14

Kelsey Plum*	Washington
Sydney Wiese	Oregon State
Christhae Rowe	Oregon
Lili Thompson	Stanford
Emily Potter	Utah

2014-15

McKenzie Calvert	USC
Jordin Canada*	UCLA
Mikayla Cowling	California
Gabby Green	California
Kaylee Johnson	Stanford

2015-16

Kristine Anigwe*	California
Kennedy Burke	UCLA
Maitte Cazoria	Oregon
Borislava Hristova	Washington State
Kennedy Leonard	Colorado

2016-17

Ruthy Hebard	Oregon
Sabrina Ionescu*	Oregon
Aarion McDonald	Washington
Minyon Moore	USC
Mikayla Pivec	Oregon State

2017-18

Michaela Onyenwere	UCLA
Satou Sabally*	Oregon
Kianna Smith	California
Sam Thomas	Arizona
Kiana Williams	Stanford

* - Freshman of the Year

ALL-DEFENSIVE TEAM

2007-08

Emily Florence	Washington
Tierra Henderson	UCLA
Briann January*	Arizona State
Simone Jelks	USC
Ashley Walker	California

2008-09

Mercedes Fox-Griffin	Oregon State
Jillian Harmon	Stanford
Ify Ibekwe	Arizona
Briann January*	Arizona State
Ashley Walker	California

2009-10

Briana Gilbreath*	USC
Rosalyn Gold-Onwude*	Stanford
Alexis Gray-Lawson	California
Ify Ibekwe	Arizona
Eliza Pierre	California

2010-11

Briana Gilbreath	USC
El Sara Greer	Oregon State
Ify Ibekwe*	Arizona
Eliza Pierre	California
Chiney Ogwumike	Stanford

2011-12

Kali Bennett	Arizona State
Patricia Bright	Oregon State
Briana Gilbreath	USC
Chucky Jeffery	Colorado
Chiney Ogwumike*	Stanford

2012-13

Chiney Ogwumike*	Stanford
Eliza Pierre	California
Markel Walker	UCLA
Aminah Williams	Washington
Brittany Wilson	Colorado

2013-14

Promise Amukamara	Arizona State
Brittany Boyd	California
Ruth Hamblin	Oregon State
Chiney Ogwumike*	Stanford
Michelle Plouffe	Utah

2014-15

Jillian Alleyne	Oregon
Promise Amukamara	Arizona State
Brittany Boyd	California
Lia Galdeira	Washington State
Ruth Hamblin*	Oregon State
Amber Orrange	Stanford

2015-16

Jillian Alleyne	Oregon
Jordin Canada	UCLA
Elisha Davis	Arizona State
Ruth Hamblin*	Oregon State
Eric McCall	Stanford

2016-17

Kristine Anigwe	California
Monique Billings	UCLA
Jordin Canada	UCLA
Gabriella Hanson*	Oregon State
Emily Potter	Utah
Briana Robertson	Stanford

2017-18

Monique Billings	UCLA
Jordin Canada*	UCLA
Marie Gulich*	Oregon State
Alyyah Mazyck	USC
Minyon Moore	USC

* - Defensive Player of the Year

	PLAYER OF THE YEAR	JOHN R. WOODEN COACH OF THE YEAR	FRESHMAN OF THE YEAR	DEFENSIVE PLAYER OF THE YEAR
1986-87	Lauri Landerholm, ORE	Chris Gobrecht, WASH.....	Monica Lamb, USC	
1987-88	Cherie Nelson, USC.....	Chris Gobrecht, WASH..... Linda Sharp, USC.....	Karen Deden, WASH Kari Parriott, OSU	
1988-89	Jennifer Azzi, STAN	Tara VanDerveer, STAN.....	Molly Tideback, UCLA	
1989-90	Jennifer Azzi, STAN	Tara VanDerveer, STAN.....	Val Whiting, STAN	
1990-91	Sonja Henning, STAN	Harold Rhodes, WSU.....	Lisa Leslie, USC	
1991-92	Val Whiting, STAN	Gooch Foster, CAL.....	Rachel Hemmer, STAN	
1992-93	Val Whiting, STAN	Marianne Stanley, USC	Tanja Kostic, OSU	
1993-94	Natalie Williams, UCLA.....	Jody Runge, ORE	Tina Thompson, USC	
1994-95	Tanja Kostic, OSU.....	Tara VanDerveer, STAN.....	Adia Barnes, ARIZ	
1995-96	Tanja Kostic, OSU..... Kate Starbird, STAN	Amy Tucker, STAN..... Marianne Stanley, STAN	Erica Gomez, UCLA	
1996-97	Kate Starbird, STAN	Tara VanDerveer, STAN.....	Maylana Martin, UCLA	
1997-98	Adia Barnes, ARIZ.....	Joan Bonvicini, ARIZ	Alke Dietel, WSU	
1998-99	Maylana Martin, UCLA	Jody Runge, ORE	Shaquala Williams, ORE	
1999-00	Shaquala Williams, ORE	Judy Spoelstra, OSU.....	Jamie Carey, STAN	
2000-01	Felicia Ragland, OSU	Charli Turner Thorne, ASU.....	Nicole Powell, STAN	
2001-02	Nicole Powell, STAN.....	Tara VanDerveer, STAN.....	Dee-Dee Wheeler, ARIZ	
2002-03	Giuliana Mendiola, WASH.....	Tara VanDerveer, STAN.....	Shawntinice Polk, ARIZ	
2003-04	Nicole Powell, STAN.....	Caren Horstmeyer, CAL	Noelle Quinn, UCLA	
2004-05	Candice Wiggins, STAN	Tara VanDerveer, STAN.....	Candice Wiggins, STAN	
2005-06	Candice Wiggins, STAN	Tara VanDerveer, STAN.....	Alexis Gray-Lawson, CAL	
2006-07	Devanei Hampton, CAL	Joanne Boyle, CAL	Jayne Appel, STAN	
2007-08	Candice Wiggins, STAN	Tara VanDerveer, STAN.....	Kayla Pedersen, STAN	Briann January, ASU
2008-09	Jayne Appel, STAN.....	Tara VanDerveer, STAN.....	Briana Gilbreath, USC.....	Briann January, ASU
2009-10	Nnemkadi Ogwumike, STAN.....	Nikki Caldwell, UCLA.....	Davellyn Whyte, ARIZ.....	Briana Gilbreath, USC Rosalyn Gold-Onwude, STAN
2010-11	Jeanette Pohlen, STAN	Tara VanDerveer, STAN.....	Chiney Ogwumike, STAN	Ify Ibekwe, ARIZ
2011-12	Nnemkadi Ogwumike, STAN.....	Tara VanDerveer, STAN.....	Jazmine Davis, WASH	Chiney Ogwumike, STAN
2012-13	Chiney Ogwumike, STAN	Tara VanDerveer, STAN.....	Arielle Roberson, COLO.....	Chiney Ogwumike, STAN
2013-14	Chiney Ogwumike, STAN	Tara VanDerveer, STAN.....	Kelsey Plum, WASH	Chiney Ogwumike, STAN
2014-15	Reshanda Gray, CAL.....	Scott Rueck, OSU.....	Jordin Canada, UCLA.....	Ruth Hamblin, OSU
2015-16	Jamie Weisner, OSU	Charli Turner Thorne, ASU.....	Kristine Anigwe, CAL.....	Ruth Hamblin, OSU
2016-17	Kelsey Plum, WASH.....	Scott Rueck, OSU.....	Sabrina Ionescu, ORE.....	Gabriella Hanson, OSU
2017-18	Sabrina Ionescu, ORE	Tara VanDerveer, STAN.....	Satou Sabally, ORE	Jordin Canada, UCLA

SELECTIONS BY SCHOOL

PLAYER OF THE YEAR

Stanford.....	18	2014
Oregon State.....	4	2016
Oregon.....	3	2018
California	2	2015
UCLA.....	2	1999
Washington.....	2	2017
Arizona	1	1998
USC.....	1	1988
Arizona State.....	0	--
Colorado	0	--
Utah.....	0	--
Washington State	0	--

COACH OF THE YEAR

Stanford.....	17	2014
California	3	2007
Oregon.....	2	1999
Oregon State.....	3	2017
Arizona State.....	2	2016
USC.....	2	1993
Washington.....	2	1988
Arizona	1	1998
UCLA.....	1	2010
Washington State	1	1991
Colorado	0	--
Utah.....	0	--

FRESHMAN OF THE YEAR

Stanford.....	8	2011
UCLA.....	5	2015
USC.....	4	2009
Arizona	4	2010
Oregon.....	3	2018
Washington.....	3	2014
California	2	2016
Oregon State.....	2	1993
Colorado	1	2013
Washington State	1	1998
Arizona State.....	0	--
Utah.....	0	--

DEFENSIVE PLAYER OF THE YEAR

Stanford.....	4	2014
Oregon State.....	3	2016
Arizona State.....	2	2009
Arizona	1	2011
UCLA.....	1	2018
USC.....	1	2010
California	0	--
Colorado	0	--
Oregon.....	0	--
Utah.....	0	--
Washington.....	0	--
Washington State	0	--

* includes co-winners

FRESHMEN NAMED TO ALL-PAC-12 TEAM

1990-91	Lisa Leslie, USC
1992-93	Tanja Kostic, Oregon State
1996-97	Maylana Martin, UCLA
1998-99	Shaquala Williams, Oregon
2000-01	Nicole Powell, Stanford
2002-03	Nikki Blue, UCLA Shawntinice Polk, Arizona
2003-04	Noelle Quinn, UCLA
2004-05	Candice Wiggins, Stanford
2005-06	Devanei Hampton, California
2007-08	Kayla Pedersen, Stanford
2008-09	Briana Gilbreath, USC
2009-10	Davellyn Whyte, Arizona
2010-11	Chiney Ogwumike, Stanford
2011-12	Jazmine Davis, Washington
2013-14	Kelsey Plum, Washington Sydney Wiese, Oregon State
2015-16	Kristine Anigwe, California
2016-17	Ruthy Hebard, Oregon Sabrina Ionescu, Oregon

SELECTIONS BY SCHOOL

Arizona State.....	53
Stanford.....	53
Oregon.....	44
Washington.....	33
Washington State.....	33
Oregon State.....	27
California.....	27
UCLA.....	17
USC.....	17
Arizona.....	8
Utah.....	8
Colorado.....	4

1986-87

First Team

Chelle Flamoe.....	Oregon State
Erica Mueser.....	Stanford
Gabi Neumann.....	Oregon
Sherry Poole.....	Arizona State
Lisa Raschko.....	Washington
Lauri Landerholm.....	Oregon

Second Team

Holly Ford.....	USC
Mia Kuusisto.....	California
Yolando Turner.....	Arizona
Rhonda Windham.....	USC
Lisa Oriard.....	Washington

1987-88

First Team

Chelle Flamoe.....	Oregon State
Holly Ford.....	USC
Stefanie Kasperski.....	Oregon
Lisa Oriard.....	Washington
Katy Steding.....	Stanford

Second Team

Kami Anderson.....	Stanford
Jennifer Azzi.....	Stanford
Timi Brown.....	Arizona
Paula Pyers.....	USC
Jacquie Semeniuk.....	Oregon
Jill Yanke.....	Stanford

1988-89

First Team

Fran Ciak.....	Arizona State
Karen Deden.....	Washington
Chelle Flamoe.....	Oregon State
Stefanie Kasperski.....	Oregon
Laurie Merlino.....	Washington

Second Team

Debbie Dalluge.....	Oregon State
Meme Fanner.....	California
Trina McCartney.....	Oregon
Michelle Miles.....	UCLA
Stacy Parson.....	Stanford
Jacquie Semeniuk.....	Oregon
Jill Yanke.....	Stanford

1989-90

First Team

Fran Ciak.....	Arizona State
Karen Deden.....	Washington
Stefanie Kasperski.....	Oregon
Tammy Story.....	USC
Julie Zeilstra.....	Stanford

Second Team

Timi Brown.....	Arizona
Sonja Henning.....	Stanford
Trina McCartney.....	Oregon
Jacquie Semeniuk.....	Oregon
Monica Wiley.....	California

1990-91

First Team

Karen Deden.....	Washington
Sonja Henning.....	Stanford
Laurie Merlino.....	Washington
Tammy Story.....	USC
Darla Williamson.....	Washington State

Second Team

Margo Evashevski.....	Oregon State
Jocelyn McIntire.....	Washington
Kristin Metson.....	Washington State
Lisa Salsman.....	Arizona State
Jennifer Self.....	California

1991-92

First Team

Margo Evashevski.....	Oregon State
Chris MacMurdo.....	Stanford
Jennifer Self.....	California
Tammy Story.....	USC
Darla Williamson.....	Washington State

Second Team

Kelly Blair.....	Oregon
Sonjha Fleming.....	Oregon State
Christy Hedgpeth.....	Stanford
Lisa Salsman.....	Arizona State
Monica Wiley.....	California

1992-93

First Team

Margo Evashevski.....	Oregon State
Christy Hedgpeth.....	Stanford
Chris MacMurdo.....	Stanford
Milica Vukadinovic.....	California
Sara Wilson.....	Oregon

Second Team

Susie Jarosch.....	Washington State
Lori Lollis.....	Washington State
Lisa Salsman.....	Arizona State
Missy Smith.....	Oregon State
Missy Stowell.....	Oregon

1993-94

First Team

Missy Croshaw.....	Oregon
Christy Hedgpeth.....	Stanford
Anita Kaplan.....	Stanford
Jackie Lear.....	California
Sara Wilson.....	Oregon

Second Team

Kerri Barrett.....	California
Susie Jarosch.....	Washington State
Louise Nelson.....	California
Kate Paye.....	Stanford
Janelle Thompson.....	Arizona

1994-95

First Team

Susie Jarosch.....	Washington State
Anita Kaplan.....	Stanford
Ricarda Kuypers.....	UCLA
Jackie Lear.....	California
Kate Paye.....	Stanford

Second Team

Kerri Barrett.....	California
Betty Ann Boeving.....	Oregon
Cindie Edamura.....	Oregon
Kelli Kronberger.....	Washington State
Kate Starbird.....	Stanford

1995-96

First Team

Betty Ann Boeving.....	Oregon
Cindie Edamura.....	Oregon
Renae Fegent.....	Oregon
Kate Starbird.....	Stanford
Jamila Wideman.....	Stanford

Second Team

Allison Arredondo.....	UCLA
Arienne Boyer.....	Oregon
Heidi Hoffman.....	Washington
Ricarda Kuypers.....	UCLA
Joana Ziuraitis.....	Arizona State

1996-97

First Team

Betty Ann Boeving.....	Oregon
Cindie Edamura.....	Oregon
Renae Fegent.....	Oregon
Elise Niemela.....	Washington
Kate Starbird.....	Stanford
Jamila Wideman.....	Stanford

Second Team

Marte Alexander.....	Arizona
Mendy Benson.....	Oregon
Arienne Boyer.....	Oregon
Patrycja Czepiec.....	California
Liz Rizzo.....	California

1997-98

First Team

Marte Alexander.....	Arizona
Kristin Folk.....	Stanford
Amber Hall.....	Washington
Jennie Leander.....	California
Natasha O'Brien.....	Oregon

Second Team

Mendy Benson.....	Oregon
Paige Bowie.....	California
Vanessa Nygaard.....	Stanford
Heather Owen.....	Stanford
Spring Steed.....	Arizona State

1998-99

First Team

Paige Bowie.....	California
Milena Flores.....	Stanford
Amber Hall.....	Washington
Jennie Leander.....	California
Natasha O'Brien.....	Oregon

Second Team

Regan Freuen.....	Stanford
Victoria Harrod.....	Washington State
Rachel Holt.....	Arizona State
Malinda Lynch.....	Washington
Katie Nyseth.....	Washington State
Natalie Tucker.....	Arizona State

1999-00

First Team

Paige Bowie.....	California
Milena Flores.....	Stanford
Megan Franza.....	Washington
Victoria Harrod.....	Washington State
Katie Nyseth.....	Washington State

Second Team

Alke Dietel.....	Washington State
Maylana Martin.....	UCLA
Kristine Sand.....	Arizona State
Nicole Strange.....	Oregon
Natalie Tucker.....	Arizona State

2000-01

First Team

Leah Combs.....	Arizona State
Megan Franza.....	Washington
Victoria Harrod.....	Washington State
Katie Nyseth.....	Washington State
Jill Pimley.....	Washington

Second Team

Jessica Collins.....	Washington State
Brianne Meharry.....	Oregon
Loree Payne.....	Washington
Genevieve Swedor.....	California
Natalie Tucker.....	Arizona State

2001-02

First Team

Jen Albert.....	Arizona State
Jessica Collins.....	Washington State
Leah Combs.....	Arizona State
Bethany Donaphin.....	Stanford
Loree Payne.....	Washington

Second Team

Betsy Boardman.....	Arizona State
Lindsey Egeland.....	Washington State
Carmen Krause.....	USC
Andrea Lalum.....	Washington
Lauren St. Clair.....	Stanford

2002-03

First Team
 Jen Albert Arizona State
 Carrie Buckner Arizona State
 Hollye Chapman Oregon State
 Lindsey Egeland Washington State
 Loree Payne Washington
Second Team
 Brina Chaney Oregon State
 Andrea Lalum Washington
 Sara McGee Stanford
 Kourtney Shreve Oregon
 Krista Warren Arizona

2003-04

First Team
 Jen Albert Arizona State
 Brina Chaney Oregon State
 Hollye Chapman Oregon State
 Lindsey Egeland Washington State
 Corrie Mizusawa Oregon
Second Team
 Susan Borchardt Stanford
 Carrie Buckner Arizona State
 Andrea Lalum Washington
 Krista Rappahahn Stanford
 Chelsea Trotter Stanford

2004-05

First Team
 Kate Benz Washington State
 Susan King Borchardt Stanford
 Corrie Mizusawa Oregon
 Krista Rappahahn Stanford
 Kiki Williams California
Second Team
 Kristin Iwanaga California
 Aubree Johnson Arizona State
 Emma Joneby Washington State
 Cathrine Kraayeveld Oregon
 Azela Perryman Stanford

2005-06

First Team
 Kate Benz Washington State
 Mandy Close Oregon State
 Lindsey Plumier UCLA
 Krista Rappahahn Stanford
 Emily Westerberg Arizona State
Second Team
 Nicole Castro Washington
 Adriane Ferguson Washington State
 Allison Jaskowiak USC
 Aubree Johnson Arizona State
 Kristen O'Neill Washington

2006-07

First Team
 Kate Benz Washington State
 Clare Bodensteiner Stanford
 Aubree Johnson Arizona State
 Lindsey Plumier UCLA
 Emily Westerberg Arizona State
Second Team
 Nicole Berberet USC
 Kate Engelbrecht Arizona State
 Jamie Hagiya USC
 Allison Jaskowiak USC
 Erica Schelley Washington

2007-08

First Team
 Kate Engelbrecht Arizona State
 Emily Florence Washington
 Allison Jaskowiak Kennedy USC
 Jill Noe Arizona State
 Lindsey Pluimer UCLA
Second Team
 Lauren Greif California
 JJ Hones Stanford
 Simone Jelks USC
 Reagan Pariseau Arizona State
 Andrea Plouffe Washington

2008-09

First Team
 Sybil Dosty Arizona State
 Kate Engelbrecht Arizona State
 Lauren Greif California
 Allison Taka UCLA
Second Team
 Katie Appleton Washington State
 Kezia Kelly Washington State
 Danielle Orsillo Arizona State
 Erica Tukiainen UCLA
 Sami Whitcomb Washington

2009-10

First Team
 Lauren Greif California
 Amanda Johnson Oregon
 Danielle Roark USC
 Allison Taka UCLA
 Kirsten Tilleman Oregon State
Second Team
 Jayne Appel Stanford
 Julie Futch Oregon State
 JJ Hones Stanford
 Danielle Orsillo Arizona State
 Erica Tukiainen UCLA

2010-11

First Team
 Jacki Gemelos USC
 Amanda Johnson Oregon
 Kayla Pedersen Stanford
 Dymond Simon Arizona State
 Laura Stanulis Oregon
Second Team
 Kali Bennet Arizona State
 Briana Gilbreath USC
 Kristi Kingma Washington
 Rosie Tarnowski Washington State
 Mariah Williams UCLA

2011-12

First Team
 Chelsea Bridgewater Utah
 Amanda Johnson Oregon
 Rachel Messer Utah
 Rosie Tarnowski Washington State
 Taryn Wicijowski Utah
Second Team
 Kali Bennett Arizona State
 Layshia Clarendon California
 Danielle Love Oregon
 Chiney Ogumike Stanford
 Laura Stanulis Oregon

2012-13

First Team
 Chelsea Bridgewater Utah
 Kristi Kingma Washington
 Rachel Messer Utah
 Taryn Wicijowski Utah
 Mariah Williams UCLA
Second Team
 Layshia Clarendon California
 Katie Grad Washington State
 Lexy Kresl Colorado
 Eliza Normen Arizona State
 Carly Noyes Washington State

2013-14

First Team
 Joy Burke Arizona State
 Ruth Hamblin Oregon State
 Lexy Kresl Colorado
 Chiney Ogumike Stanford
 Laura Stanulis Oregon
Second Team
 Elisha Davis Arizona State
 Deja Mann Arizona State
 Bonnie Samuelson Stanford
 Mercedes Wetmore Washington

2014-15

First Team
 Quinn Dornstauder Arizona State
 Alli Gloyd Arizona
 Ruth Hamblin Oregon State
 Kelsey Moos Arizona State
 Taryn Wicijowski Utah
Second Team
 Elisha Davis Arizona State
 Kari Korver UCLA
 Lexy Kresl Colorado
 Samantha Siegner Oregon State
 Sydney Wiese Oregon State

2015-16

First Team
 Elisha Davis Arizona State
 Ruth Hamblin Oregon State
 Katie Kuklo Utah
 Kelsey Moos Arizona State
 Samantha Siegner Oregon State
Second Team
 Quinn Dornstauder Arizona State
 Kaylee Johnson Stanford
 Kelli Kingma Washington
 Kari Korver UCLA
 Sydney Wiese Oregon State

2016-17

First Team
 Quinn Dornstauder Arizona State
 Kari Korver UCLA
 Kelsey Moos Arizona State
 Pinelopi Pavlopoulou Washington State
 Lauren Yearwood Oregon
Second Team
 Brittany McPhee Stanford
 Sydney Wiese Oregon State
 Sophie Brunner Arizona State
 Haley Smith Colorado
 Erica McCall Stanford

2017-18

First Team
 Kaylee Johnson Stanford
 Brittany McPhee Stanford
 Mikayla Pivec Oregon State
 Pinelopi Pavlopoulou Washington State
 Jamie Ruden Arizona State
Second Team
 Sierra Campisano Oregon
 Sabrina Haines Arizona State
 Katie McWilliams Oregon State
 Robbi Ryan Arizona State
 Janessa Thropay Oregon State

SCHOLAR-ATHLETE OF THE YEAR

2007-08 Lindsey Pluimer, UCLA
 2008-09 Sybil Dosty, Arizona State
 2009-10 Jayne Appel, Stanford
 2010-11 Kayla Pedersen, Stanford
 2011-12 Amanda Johnson, Oregon
 2012-13 Layshia Clarendon, California
 2013-14 Chiney Ogumike, Stanford
 2014-15 Taryn Wicijowski, Utah
 2015-16 Ruth Hamblin, Oregon State
 2016-17 Sydney Wiese, Oregon State
 2017-18 Bruttany McPhee, Stanford

1986-87

Nov. 30 Chelle Flamoe, Oregon State
Dec. 7 Mia Kuusisto, California
Dec. 14 Lauri Landerholm, Oregon
Dec. 21 Jennifer Bennett, California
Jan. 5 Jennifer Bennett, California
Jan. 12 Dora Dome, UCLA
Jan. 19 Robin Connolly, Arizona State
Jan. 26 Jennifer Azzi, Stanford
Feb. 2 Lisa Oriard, Washington
Kris Glidden, Oregon
Feb. 9 Lauri Landerholm, Oregon
Feb. 16 Jennifer Bennett, California
Feb. 23 Gabi Neumann, Oregon
Mar. 2 Jennifer Bennett, California
Mar. 9 Monica Lamb, USC

1987-88

Nov. 30 Jill Yanke, Stanford
Dec. 7 Jennifer Azzi, Stanford
Dec. 14 Penny Bowden, Washington State
Dec. 21 Amanda Ray, California
Jan. 4 Cherie Nelson, USC
Jan. 11 Sonja Henning, Stanford
Jan. 18 Chelle Flamoe, Oregon State
Jan. 25 Cherie Nelson, USC
Feb. 1 Jonni Gray, Washington State
Feb. 9 Dora Dome, UCLA
Feb. 15 Stefanie Kasperski, Oregon
Feb. 22 Cherie Nelson, USC
Feb. 29 Cherie Nelson, USC
Mar. 7 Cherie Nelson, USC
Mar. 14 Karen O'Connor, Arizona State

1988-89

Nov. 28 Chelle Flamoe, Oregon State
Dec. 5 Cherie Nelson, USC
Dec. 12 Stefanie Kasperski, Oregon
Dec. 19 Tori Baker, Oregon
Jan. 3 Karon Howell, USC
Jan. 9 Karen O'Connor, Arizona State
Jan. 16 Trina McCartney, Oregon
Jan. 23 Sandra Van Embricqs, UCLA
Jan. 30 Amy Gamble, Arizona
Feb. 6 Stefanie Kasperski, Oregon
Feb. 13 Sonja Henning, Stanford
Feb. 20 Stefanie Kasperski, Oregon
Feb. 27 Chris Holten, California
Mar. 6 Cherie Nelson, USC
Mar. 13 Cherie Nelson, USC

1989-90

Nov. 27 Karen Deden, Washington
Dec. 4 Chris Holten, California
Dec. 11 Rehema Stephens, UCLA
Dec. 18 Sonja Henning, Stanford
Jan. 3 Amy Mickelson, Washington
Jan. 8 Stefanie Kasperski, Oregon
Jan. 15 Julie Zeilstra, Stanford
Jan. 22 Karen O'Connor, Arizona State
Jan. 29 Trisha Stevens, Stanford
Feb. 5 Sandra Van Embricqs, UCLA
Feb. 12 Laurie Merlino, Washington
Amy Mickelson, Washington
Feb. 26 Shana Daniels, Oregon State
Mar. 5 Angie Miller, Washington State
Mar. 12 Jennifer Azzi, Stanford

1990-91

Nov. 26 Lisa Leslie, USC
Dec. 3 Trisha Stafford, California
Dec. 10 Rehema Stephens, UCLA
Dec. 17 Monique Ambers, Arizona State
Jan. 2 Sonja Henning, Stanford
Jan. 7 Julie Zeilstra, Stanford
Jan. 14 Lisa Leslie, USC
Jan. 21 Judy Shannon, Oregon State
Jan. 28 Natalie Williams, UCLA
Feb. 4 Staci Wallenborn, Oregon
Feb. 11 Karen Deden, Washington
Feb. 18 Darci Wellsandt, Washington State
Feb. 25 Laura Baker, California
Mar. 4 Lisa Leslie, USC
Mar. 11 Judy Shannon, Oregon State

1991-92

Nov. 25 Chris MacMurdo, Stanford
Dec. 1 Debbie Sporcich, Oregon
Dec. 8 Ryneldi Becenti, Arizona State
Judy Shannon, Oregon State
Dec. 15 Val Whiting, Stanford
Dec. 23 Trisha Stafford, California
Dec. 30 Lisa Leslie, USC
Jan. 6 Margo Clark, Arizona
Jan. 13 Trisha Stafford, California
Jan. 20 Val Whiting, Stanford
Jan. 27 Lisa Leslie, USC
Feb. 3 Rehema Stephens, UCLA
Feb. 10 Judy Shannon, Oregon State
Natalie Williams, UCLA
Feb. 17 Christy Hedgpeth, Stanford
Feb. 24 Ryneldi Becenti, Arizona State
Mar. 2 Jovonne Smith, Arizona State
Mar. 9 Tammy Story, USC
Mar. 16 Natalie Williams, UCLA

1992-93

Dec. 7 Ryneldi Becenti, Arizona State
Tanja Kostic, Oregon State
Dec. 14 Anette Mollerstrom, Oregon State
Dec. 21 Tanja Kostic, Oregon State
Jan. 4 Milica Vukadinovic, California
Jan. 11 Natalie Williams, UCLA
Jan. 18 Joni Easterly, USC
Jan. 25 Val Whiting, Stanford
Feb. 1 Rhonda Smith, Washington
Feb. 8 Lisa Leslie, USC
Feb. 15 Ryneldi Becenti, Arizona State
Debbie Sporcich, Oregon
Feb. 22 Natalie Williams, UCLA
Mar. 1 Val Whiting, Stanford
Mar. 8 Val Whiting, Stanford
Mar. 15 Shawn Coder, Arizona

1993-94

Dec. 6 Amy Jalewalia, UCLA
Dec. 13 Shawn Coder, Arizona
Tanja Kostic, Oregon State
Dec. 20 Rachel Hemmer, Stanford
Jan. 3 Melani Francis, Arizona State
Jan. 10 Rhonda Smith, Washington
Jan. 17 Lisa Leslie, USC
Jan. 24 Debbie Sporcich, Oregon
Jan. 31 Lisa Leslie, USC
Natalie Williams, UCLA
Feb. 7 Natalie Williams, UCLA
Feb. 14 Natalie Williams, UCLA
Feb. 21 Tanja Kostic, Oregon State
Feb. 28 Anita Kaplan, Stanford
Mar. 7 Rhonda Smith, Washington
Mar. 13 Jessica Schutt, Oregon

1994-95

Dec. 5 Eliza Sokolowska, California
Dec. 12 Adia Barnes, Arizona
Dec. 19 Kate Starbird, Stanford
Jan. 3 Tina Thompson, USC
Jan. 9 Adia Barnes, Arizona
Jan. 16 Kristin Erickson, Washington State
Jan. 23 Renae Fegent, Oregon
Jan. 30 Tanja Kostic, Oregon State
Feb. 6 Tina Lelas, Oregon State
Feb. 13 Eliza Sokolowska, California
Feb. 20 Rhonda Smith, Washington
Feb. 27 Anita Kaplan, Stanford
Mar. 6 Jackie Lear, California
Mar. 13 Tanja Kostic, Oregon State

1995-96

Dec. 4 Kate Starbird, Stanford
Dec. 11 Jenni Ruff, Washington State
Dec. 18 Tanja Kostic, Oregon State
Jan. 2 Adia Barnes, Arizona
Jan. 8 Jenni Ruff, Washington State
Jan. 15 Kate Starbird, Stanford
Jan. 22 Nickey Hilbert, UCLA
Jan. 29 Tina Thompson, USC
Feb. 5 Tanja Kostic, Oregon State
Feb. 12 Renae Fegent, Oregon
Feb. 19 Adia Barnes, Arizona
Feb. 26 Eliza Sokolowska, California
Jamila Wideman, Stanford
Molly Tuter, Arizona State
Mar. 4 Jenni Ruff, Washington State
Mar. 11 Jenni Ruff, Washington State

1996-97

Dec. 2 Vanessa Nygaard, Stanford
Dec. 9 Tina Thompson, USC
Dec. 16 Kate Starbird, Stanford
Dec. 23 Tina Thompson, USC
Jan. 6 Kate Starbird, Stanford
Jan. 13 Kate Starbird, Stanford
Jan. 20 Tina Thompson, USC
Jan. 27 Jade Hyett, Washington State
Tina Lelas, Oregon State
Feb. 3 Monika Crank, Arizona
Feb. 10 Arianne Boyer, Oregon
Feb. 17 Lisa Griffith, Arizona
Feb. 24 Natalie Hughes, Oregon
Kate Starbird, Stanford
Arianne Boyer, Oregon
Mar. 3 Laure Savasta, Washington

1997-98

Dec. 1 Amber Hall, Washington
Dec. 8 Jamie Redd, Washington
Dec. 15 Olympia Scott, Stanford
Dec. 22 Melanie Pearson, UCLA
Jan. 5 Adia Barnes, Arizona
Jan. 12 Michelle Tom, Arizona State
Jan. 19 Adia Barnes, Arizona
Jan. 26 Kristin Folk, Stanford
Feb. 2 Olympia Scott, Stanford
Feb. 9 Amber Hall, Washington
Feb. 16 Vanessa Nygaard, Stanford
Feb. 23 Adia Barnes, Arizona
Mar. 2 Kristin Folk, Stanford
Mar. 9 Natasha O'Brien, Oregon

1998-99

Nov. 30 Maylana Martin, UCLA
Dec. 6 Kristine Sand, Arizona State
Dec. 13 Sissel Pierce, Oregon State
Dec. 20 Angela Lackey, Arizona
Jan. 5 Lindsey Dion, Oregon
Jan. 11 LaCresha Flannigan, UCLA
Jan. 18 Shaqula Williams, Oregon
Jan. 25 Reshea Bristol, Arizona
Feb. 1 Marie Philman, UCLA
Feb. 8 Theresa Jantzen, Arizona State
Feb. 15 Regan Freuen, Stanford
Feb. 22 Maylana Martin, UCLA
Mar. 1 Jamie Redd, Washington
Mar. 8 Regan Freuen, Stanford

1999-00

Nov. 29 Elizabeth Pickney, Arizona
Dec. 6 Tatum Brown, Arizona
Dec. 13 Maylana Martin, UCLA
Dec. 20 Megan Franza, Washington
Jan. 3 Carolyn Moos, Stanford
Jan. 10 Kitch Kitchen, Arizona State
Jan. 17 Lisa Griffith, Arizona
Jan. 24 Maylana Martin, UCLA
Jan. 31 Shavaki Jackson, California
Feb. 7 Felecity Willis, Arizona
Feb. 14 Rachel Holt, Arizona State
Feb. 21 Tiffany Elmore, USC
Feb. 28 Sissel Pierce, Oregon State
Mar. 6 Shaqula Williams, Oregon
Mar. 12 Nicole Kaczmarek, UCLA

2000-01

Nov. 27 Melody Johnson, Arizona State
Dec. 4 Nicole Funn, Oregon State
Dec. 11 Elizabeth Pickney, Arizona
Dec. 18 Susan King, Stanford
Jan. 2 Reshea Bristol, Arizona
Jan. 8 Reshea Bristol, Arizona
Jan. 15 Jamie Craighead, Oregon
Jan. 22 Amanda Levens, Arizona State
Jan. 29 Ebony Hoffmann, USC
Feb. 5 Elizabeth Pickney, Arizona
Feb. 12 Megan Franza, Washington
Feb. 19 Courtney Johnson, California
Feb. 26 Lindsey Yamasaki, Stanford
Mar. 5 Felicia Ragland, Oregon State
Mar. 12 Nicole Powell, Stanford

2001-02

Nov. 26 Elizabeth Pickney, Arizona
Dec. 3 Nicole Powell, Stanford
Dec. 10 Amanda Levens, Arizona State
Dec. 17 Amanda Levens, Arizona State
Dec. 31 Nicole Powell, Stanford
Jan. 7 Aisha Hollans, USC
Jan. 14 Nicole Powell, Stanford
Jan. 21 Felicia Ragland, Oregon State
Jan. 28 Lindsey Yamasaki, Stanford
Feb. 4 Giuliana Mendiola, Washington
Feb. 11 Nicole Powell, Stanford
Feb. 18 Cathrine Kraayeveld, Oregon
Feb. 25 Felicia Ragland, Oregon State

2002-03

Dec. 2 Shawntinice Polk, Arizona
Dec. 9 Giuliana Mendiola, Washington
Dec. 16 Jill Noe, Arizona State
Dec. 22 Shawntinice Polk, Arizona
Dec. 29 Kelley Suminski, Stanford
Jan. 6 Jill Noe, Arizona State
Jan. 13 Michelle Greco, UCLA
Jan. 20 Dee-Dee Wheeler, Arizona
Jan. 27 Rometra Craig, USC
Feb. 3 Giuliana Mendiola, Washington
Feb. 10 Shawntinice Polk, Arizona
Feb. 17 Giuliana Mendiola, Washington
Feb. 24 Nicole Powell, Stanford
Mar. 3 Shawntinice Polk, Arizona

2003-04

Dec. 1 Giuliana Mendiola, Washington
Dec. 8 Nihan Anaz, California
Dec. 15 Nicole Powell, Stanford
Dec. 22 Leilani Estavan, Oregon State
Jan. 5 Shannon Howell, Oregon State
Jan. 12 Nicole Powell, Stanford
Jan. 19 Shawntinice Polk, Arizona
Jan. 26 Ebony Hoffmann, USC
Feb. 2 Kylan Loney, Arizona State
Feb. 9 Shawntinice Polk, Arizona
Feb. 16 Noelle Quinn, UCLA
Feb. 23 Noelle Quinn, UCLA
Mar. 1 Shawntinice Polk, Arizona

2004-05

Nov. 29 Noelle Quinn, UCLA
Dec. 6 Noelle Quinn, UCLA
Dec. 13 Kylan Loney, Arizona State
Dec. 20 Dee-Dee Wheeler, Arizona
Dec. 30 Andrea Bills, Oregon
Jan. 5 Noelle Quinn, UCLA
Jan. 10 Candice Wiggins, Stanford
Jan. 17 Eshaya Murphy, USC
Jan. 24 Candice Wiggins, Stanford
Jan. 31 Brandi Davis, Oregon
Feb. 7 Nikki Blue, UCLA
Feb. 14 Natalie Jones, Arizona
Feb. 21 Brandi Davis, Oregon
Feb. 28 Kayla Burt, Washington

2005-06

Nov. 28 Lisa Willis, UCLA
Dec. 5 Noelle Quinn, UCLA
Dec. 12 Sarah Pool, California
Dec. 19 Carolyn Ganes, Oregon
Dec. 26 Cameo Hicks, Washington
Jan. 2 Devanei Hampton, California
Jan. 9 Candice Wiggins, Stanford
Jan. 16 Eshaya Murphy, USC
Jan. 23 Camille LeNoir, USC
Jan. 30 Noelle Quinn, UCLA
Feb. 6 Emily Westerberg, Arizona State
Feb. 13 Noelle Quinn, UCLA
Feb. 20 Kate Benz, Washington State
Feb. 27 Lisa Willis, UCLA

2006-07

Nov. 20 Ashley Walker, California
Nov. 27 Chloe Kerr, USC
Dec. 4 Cameo Hicks, Washington
Dec. 11 Ashley Walker, California
Dec. 18 Cameo Hicks, Washington
Dec. 26 Danielle Orsillo, Arizona State
Jan. 1 Candice Wiggins, Stanford
Jan. 8 Dymond Simon, Arizona State
Jan. 15 Devanei Hampton, California
Jan. 22 Ashley Walker, California
Jan. 29 Candice Wiggins, Stanford
Feb. 5 Tamika Nurse, Oregon
Feb. 12 Aubree Johnson, Arizona State
Feb. 19 Jayne Appel, Stanford
Feb. 26 Devanei Hampton, California

2007-08

Nov. 19 Jayne Appel, Stanford
Nov. 26 Nadia Parker, USC
Dec. 3 Ashley Walker, California
Dec. 10 Kirsten Thompson, Arizona State
Dec. 17 Candice Wiggins, Stanford
Dec. 24 Candice Wiggins, Stanford
Dec. 31 Sybil Dosty, Arizona State
Jan. 7 Devanei Hampton, California
Jan. 14 Ashley Walker, California
Jan. 21 Talisa Rhea, Oregon State
Jan. 28 Candice Wiggins, Stanford
Feb. 4 Candice Wiggins, Stanford
Feb. 11 Lindsey Plummer, UCLA
Feb. 18 Jayne Appel, Stanford
Feb. 25 Lauren Lacey, Arizona State
Mar. 3 Sami Whitcomb, Washington

PLAYERS OF THE WEEK BY THE NUMBERS

Chiney Ogwumike, STAN (2011-14).....	18	Jordin Canada, UCLA (2015-18).....	4
Jayne Appel, STAN (2007-10).....	9	Devanei Hampton, CAL (2005-09).....	4
Candice Wiggins, STAN (2005-08).....	9	Sonja Henning, STAN (1988-91).....	4
Tanja Kostic, OSU (1993-96).....	8	Maylana Martin, UCLA (1997-2000).....	4
Lisa Leslie, USC (1991-94).....	8	Kayla Pedersen, STAN (2008-11).....	4
Cherie Nelson, USC (1987-89).....	8	Elizabeth Pickney, ARIZ (1998-2002).....	4
Kelsey Plum, WASH (2014-17).....	8	Judy Shannon, OSU (1991-92).....	4
Nicole Powell, STAN (2001-04).....	8	Rhonda Smith, WASH (1992-95).....	4
Noelle Quinn, UCLA (2004-07).....	8	Lili Thompson, STAN (2015-16).....	4
Ashley Walker, CAL (2005-09).....	8	Kristine Anigwe, CAL (2016-present).....	3
Natalie Williams, UCLA (1991-94).....	8	Jennifer Azzi, STAN (1987-90).....	3
Adia Barnes, ARIZ (1995-98).....	7	Monique Billings, UCLA (2015-18).....	3
Nnemkadi Ogwumike, STAN (2009-12).....	7	Reshea Bristol, ARIZ (1998-2001).....	3
Shawntinice Polk, ARIZ (2003-05).....	7	Chelle Flamoe, OSU (1987-89).....	3
Kate Starbird, STAN (1994-97).....	7	Nirra Fields, UCLA (2013-16).....	3
Jillian Alleyne, ORE (2013-16).....	6	Cameo Hicks, WASH (2004-07).....	3
Sabrina Ionescu, ORE (2016-present).....	6	Ify Ibekwe, ARIZ (2008-11).....	3
Stefanie Kasperski, ORE (1987-90).....	5	Amanda Levens, ASU (1998-2002).....	3
Giuliana Mendiola, WASH (2001-04).....	5	Chucky Jeffery, COLO (2012-13).....	3
Tina Thompson, USC (1994-97).....	5	Amanda Johnson, ORE (2009-12).....	3
Val Whiting, STAN (1989-93).....	5	Karen O'Connor, ASU (1988-91).....	3
Ryneldi Becenti, ASU (1992-93).....	4	Chante1 Osahor, WASH (2014-17).....	3
Jennifer Bennett, CAL (1987).....	4	Felicia Ragland, OSU (1998-2002).....	3

Jenni Ruff, WSU (1993-96).....	3
Dymond Simon, ASU (2007-10, 11).....	3
Eliza Sokolowska, CAL (1995-96).....	3
Debbie Sporcich, ORE (1991-94).....	3
Trisha Stafford, CAL (1989-92).....	3
Rehema Stephens, UCLA (1990-92).....	3
Markel Walker, UCLA (2009-13).....	3
Jamie Weisner, OSU (2013-16).....	3

SELECTIONS BY SCHOOL

Stanford.....	107
UCLA.....	58
Orgon.....	51
USC.....	46
California.....	45
Arizona.....	41
Oregon State.....	41
Arizona State.....	38
Washington.....	35
Washington State.....	16
Colorado.....	4
Utah.....	4

2008-09

Nov. 17	Talisa Rhea, Oregon State
Nov. 24	Jayne Appel, Stanford
Dec. 1	Ashley Walker, California
Dec. 8	Ashley Walker, California
Dec. 15	Ify Ibekwe, Arizona
Dec. 22	Alex Mitchell, Oregon State
Dec. 29	Jayne Appel, Stanford
Jan. 5	Brynn Cameron, USC
Jan. 12	Doreena Campbell, UCLA
Jan. 19	Alexis Gray-Lawson, California
Jan. 26	Jayne Appel, Stanford
Feb. 2	Dymond Simon, Arizona State
Feb. 9	Camille LeNoire, USC
Feb. 16	Jayne Appel, Stanford
Feb. 23	Ashley Walker, California
Mar. 2	Kayla Pedersen, Stanford
Mar. 9	Jeannette Pohlen, Stanford

2009-10

Nov. 16	Nnemkadi Ogwumike, Stanford
Nov. 23	Nicole Canepa, Oregon
Nov. 30	Kayla Pedersen, Stanford
Dec. 7	Amanda Johnson, Oregon
Dec. 14	Nnemkadi Ogwumike, Stanford
Dec. 21	Kayla Pedersen, Stanford
Dec. 28	Sami Whitcomb, Washington
Jan. 4	Taylor Lilley, Oregon
Jan. 11	Nnemkadi Ogwumike, Stanford
Jan. 18	Davellyn Whyte, Arizona
Jan. 25	Alexis Gray-Lawson, California
Feb. 1	Markel Walker, UCLA
Feb. 8	April Cook, Washington State
Feb. 15	Jayne Appel, Stanford
Feb. 22	Jayne Appel, Stanford
Mar. 1	Jasmine Dixon, UCLA
Mar. 7	Ashley Corral, USC

2010-11

Nov. 15	Briana Gilbreath, USC
Nov. 22	Darxia Morris, UCLA
Nov. 29	Amanda Johnson, Oregon
Dec. 6	Briana Gilbreath, USC
Dec. 13	DeNesha Stallworth, California
Dec. 20	Ashley Corral, USC
Dec. 27	Dymond Simon, Arizona State
Jan. 3	Jeanette Pohlen, Stanford
Jan. 10	Nia Jackson, Oregon
Jan. 17	Nnemkadi Ogwumike, Stanford
Jan. 24	Kayla Pedersen, Stanford
Jan. 31	Kristi Kingma, Washington
Feb. 8	Sage Romberg, Washington State
Feb. 14	Ify Ibekwe, Arizona
Feb. 21	El Sara Greer, Oregon State
Feb. 28	Darxia Morris, UCLA
Mar. 7	Ify Ibekwe, Arizona

2011-12

Nov. 15	Candice Warthen, Arizona
Nov. 21	Amanda Johnson, Oregon
Nov. 28	Nnemkadi Ogwumike, Stanford
Dec. 5	Chucky Jeffery, Colorado
Dec. 12	Patricia Bright, Oregon State
Dec. 19	Gennifer Brandon, California
Dec. 26	Nnemkadi Ogwumike, Stanford
Jan. 2	Jazmine Perkins, Washington State
Jan. 9	Nnemkadi Ogwumike, Stanford
Jan. 16	Chiney Ogwumike, Stanford
Jan. 23	Chiney Ogwumike, Stanford
Jan. 30	Chiney Ogwumike, Stanford
Feb. 6	Markel Walker, UCLA
Feb. 13	Michelle Plouffe, Utah
Feb. 20	Layshia Clarendon, California

Feb. 27	Regina Rogers, Washington
Mar. 5	Christina Marinacci, USC

2012-13

Nov. 12	Chiney Ogwumike, Stanford
Nov. 19	Chiney Ogwumike, Stanford
Nov. 26	Markel Walker, UCLA
Dec. 3	Taryn Wicijowski, Utah
Dec. 10	Alyssa Brewer, UCLA
Dec. 17	Chucky Jeffery, Colorado
Dec. 24	Chiney Ogwumike, Stanford
Dec. 31	Nirra Fields, UCLA
Jan. 7	Cassie Harberts, USC
Jan. 14	Atonye Nyingifa, UCLA
Jan. 21	Gennifer Brandon, California
Jan. 28	Chiney Ogwumike, Stanford
Feb. 4	Chiney Ogwumike, Stanford
Feb. 11	Chucky Jeffery, Colorado
Feb. 18	Kristi Kingma, Washington
Feb. 26	Davellyn Whyte, Arizona
Mar. 4	Chiney Ogwumike, Stanford

2013-14

Nov. 12	Chiney Ogwumike, Stanford
Nov. 18	Chiney Ogwumike, Stanford
Nov. 25	Atonye Nyingifa, UCLA
Dec. 2	Chiney Ogwumike, Stanford
Dec. 9	Arielle Roberson, Colorado
Dec. 16	Michelle Plouffe, Utah
Dec. 23	Chiney Ogwumike, Stanford
Dec. 30	Nirra Fields, UCLA
Jan. 6	Chiney Ogwumike, Stanford
Jan. 13	Chiney Ogwumike, Stanford
Jan. 20	Cassie Harberts, USC
Jan. 27	Jillian Alleyne, Oregon
Feb. 3	Chiney Ogwumike, Stanford
Feb. 10	Reshanda Gray, California
Feb. 17	Tia Presley, Washington State
Feb. 24	Chiney Ogwumike, Stanford
Mar. 3	Chiney Ogwumike, Stanford

2014-15

Nov. 17	Kelsey Plum, Washington
Nov. 24	Lili Thompson, Stanford
Dec. 1	Jazmine Davis, Washington
Dec. 8	Brittany Boyd, California
Dec. 15	Tia Presley, Washington State
Dec. 22	Ruth Hamblin, Oregon State
Dec. 29	Bonnie Samuelson, Stanford
Jan. 5	Promise Amukamara, Arizona State
Jan. 12	Sophie Brunner, Arizona State
Jan. 19	Ruth Hamblin, Oregon State
Jan. 26	Jamie Weisner, Oregon State
Feb. 2	Jillian Alleyne, Oregon
Feb. 9	Candice Warthen, Arizona
Feb. 16	Sydney Wiese, Oregon State
Feb. 23	Promise Amukamara, Arizona State
Mar. 2	Jillian Alleyne, Oregon

2015-16

Nov. 16	Courtney Range, California
Nov. 23	Jordin Canada, UCLA
Nov. 30	Lili Thompson, Stanford
Dec. 7	Jillian Alleyne, Oregon
Dec. 14	Emily Potter, Utah
Dec. 21	Lili Thompson, Stanford
Dec. 28	Arnecia Hawkins, Arizona State
Jan. 4	Nirra Fields, UCLA
Jan. 10	Temi Fagbenle, USC
Jan. 18	Kelsey Plum, Washington
Jan. 25	Jillian Alleyne, Oregon
Feb. 1	Lili Thompson, Stanford
Feb. 8	Jamie Weisner, Oregon State

Feb. 15	Jillian Alleyne, Oregon
Feb. 22	Jamie Weisner, Oregon State
Feb. 29	Erica McCall, Stanford

2016-17

Nov. 14	Kelsey Plum, Washington
Nov. 21	Jordin Canada, UCLA
Nov. 28	Chantel Osahor, Washington
Dec. 5	Kristen Simon, USC
Dec. 12	Kelsey Plum, Washington
Dec. 19	Sydney Wiese, Oregon State
Dec. 26	Kristine Anigwe, California
Jan. 2	Monique Billings, UCLA
Jan. 9	Kelsey Plum, Washington
Jan. 16	Kelsey Plum, Washington
Jan. 23	Chantel Osahor, Washington
Jan. 30	Kelsey Plum, Washington
Feb. 6	Chantel Osahor, Washington
Feb. 13	Sabrina Ionescu, Oregon
Feb. 20	Monique Billings, UCLA
Feb. 27	Kelsey Plum, Washington

2017-18

Nov. 13	Sabrina Ionescu, Oregon
Nov. 20	Jordin Canada, UCLA
Nov. 27	Alanna Smith, Stanford
Dec. 4	Sabrina Ionescu, Oregon
Dec. 11	Kristine Anigwe, California
Dec. 18	Sabrina Ionescu, Oregon
Dec. 26	Sabrina Ionescu, Oregon
Jan. 2	Sabrina Ionescu, Oregon
Jan. 8	Borislava Hristova, Washington St.
Jan. 15	Kristine Anigwe, California
Jan. 22	Monique Billings, UCLA
Jan. 29	Jordin Canada, UCLA
Feb. 5	Brittany McPhee, Stanford
Feb. 12	Ruthy Hebard, Oregon
Feb. 19	Marie Gulich, Oregon State
Feb. 26	Marie Gulich, Oregon State

FRESHMAN OF THE WEEK

2012-13

Nov. 12	Arielle Roberson, Colorado
Nov. 19	Jillian Alleyne, Oregon
Nov. 26	Arielle Roberson, Colorado
Dec. 3	Arielle Roberson, Colorado
Dec. 10	Jillian Alleyne, Oregon
Dec. 17	Lia Galdeira, Washington State
Dec. 24	Lia Galdeira, Washington State
Dec. 31	Nirra Fields, UCLA
Jan. 7	Talia Walton, Washington
Jan. 14	Jamie Weisner, Oregon State
Jan. 21	Jamie Weisner, Oregon State
Jan. 28	Talia Walton, Washington
Feb. 4	Jillian Alleyne, Oregon
Feb. 11	Talia Walton, Washington
Feb. 18	Jillian Alleyne, Oregon
Feb. 26	Arielle Roberson, Colorado
Mar. 4	Arielle Roberson, Colorado

2013-14

Nov. 12	Chrishae Rowe, Oregon
Nov. 18	Chrishae Rowe, Oregon
Nov. 25	Kelsey Plum, Washington
Dec. 2	Sophie Brunner, Arizona State
Dec. 9	Chrishae Rowe, Oregon
Dec. 16	Emily Potter, Utah
Dec. 23	Kelsey Plum, Washington
Dec. 30	Chrishae Rowe, Oregon
Jan. 6	Kelsey Plum, Washington
Jan. 13	Sydney Wiese, Oregon State
Jan. 20	Kelsey Plum, Washington

Jan. 27	Chrishae Rowe, Oregon
Feb. 3	Chrishae Rowe, Oregon
Feb. 10	Kelsey Plum, Washington
Feb. 17	Kelsey Plum, Washington
Feb. 24	Kelsey Plum, Washington
Mar. 3	Sydney Wiese, Oregon State

2014-15

Nov. 17	Joeseta Fatuesi, Utah
Nov. 24	Mikayla Cowling, California
Dec. 1	Kaylee Johnson, Stanford
Dec. 8	Brianna Ruiz, Washington
Dec. 15	Kaylee Johnson, Stanford
Dec. 22	Lexi Bando, Oregon
Dec. 29	Jordin Canada, UCLA
Jan. 5	McKenzie Calvert, Stanford
Jan. 12	Jordin Canada, UCLA
Jan. 19	Jordin Canada, UCLA
Jan. 26	Mikayla Cowling, California
Feb. 2	Brianna Bocclair, Utah
Feb. 9	Gabby Green, California
Feb. 16	Kaylee Johnson, Stanford
Feb. 23	Brittany McPhee, Stanford
Mar. 2	Jordin Canada, UCLA

2015-16

Nov. 16	Kristine Anigwe, California
Nov. 23	Borislava Hristova, Washington St.
Nov. 30	Kristine Anigwe, California
Dec. 7	Kristine Anigwe, California
Dec. 14	Kristine Anigwe, California
Dec. 21	Maite Cazorla, Oregon
Dec. 28	Kristine Anigwe, California
Jan. 4	Kristine Anigwe, California
Jan. 10	Kristine Anigwe, California
Jan. 18	Borislava Hristova, Washington St.
Jan. 25	Borislava Hristova, Washington St.
Feb. 1	Maite Cazorla, Oregon
Feb. 8	Maite Cazorla, Oregon
Feb. 15	Maite Cazorla, Oregon
Feb. 22	Kennedy Leonard, Colorado
Feb. 29	Kristine Anigwe, California

2016-17

Nov. 14	Reili Richardson, Arizona State
Nov. 21	Sabrina Ionescu, Oregon
Nov. 28	Sabrina Ionescu, Oregon
Dec. 5	Minyon Moore, USC
Dec. 12	Aarion McDonald, Washington
Dec. 19	Ruthy Hebard, Oregon
Dec. 26	Mikayla Pivec, Oregon State
Jan. 2	Chanelle Molina, Washington St.
Jan. 9	Chanelle Molina, Washington St.
Jan. 16	Mikayla Pivec, Oregon State
Jan. 23	Ruthy Hebard, Oregon
Jan. 30	Sabrina Ionescu, Oregon
Feb. 6	Aarion McDonald, Washington
Feb. 13	Sabrina Ionescu, Oregon
Feb. 20	Minyon Moore, USC
Feb. 27	Sabrina Ionescu, Oregon

2017-18

Nov. 13	Satou Sabally, Oregon
Nov. 20	Annika Jank, Colorado
Nov. 27	Kianna Smith, California
Dec. 4	Satou Sabally, Oregon
Dec. 11	Annika Jank, Colorado
Dec. 18	Annika Jank, Colorado
Dec. 26	Kianna Smith, California
Jan. 2	Satou Sabally, Oregon
Jan. 8	Kiana Williams, Stanford
Jan. 15	Michaela Onyenwere, UCLA
Jan. 22	Tori Williams, Utah
Jan. 29	Satou Sabally, Oregon
Feb. 5	Kiana Williams, Stanford
Feb. 12	Michaela Onyenwere, UCLA
Feb. 19	Tori Williams, Utah
Feb. 26	Kianna Smith, California

2001-02

Team Points

1. Stanford (9)	81
2. Washington	65
3. USC (1)	63
4. Arizona State	58
T5. Arizona	50
T5. Oregon	50
7. Oregon State	39
T8. California	19
T8. UCLA	19
10. Washington State	11

2002-03

Team Points

1. Stanford (9)	90
2. Washington	77
3. Oregon (1)	71
4. USC	67
5. Arizona	61
6. Arizona State	51
7. Oregon State	40
8. UCLA	36
9. California	26
10. Washington State	21

2003-04

Team Points

1. Stanford (8)	80
2. Arizona (2)	72
3. Washington	61
4. Oregon	48
5. Arizona State	47
6. UCLA	45
7. USC	41
8. Oregon State	30
9. California	17
10. Washington State	9

2004-05

Team Points

1. Stanford (8)	79
2. Arizona (1)	72
3. UCLA (1)	68
4. Arizona State	50
5. Oregon	46
6. Washington	42
7. USC	38
8. California	24
9. Oregon State	22
10. Washington State	9

2005-06

Team Points

1. Stanford (9)	81
2. USC (1)	70
3. Arizona State	62
4. UCLA	60
5. Oregon	43
6. Arizona	42
7. Washington	36
8. California	30
9. Washington State	16
10. Oregon State	10

2006-07

Team Points

1. Stanford (9)	81
2. Arizona State (1)	70
3. USC	63
T4. California	53
T4. Washington	53
6. UCLA	46
7. Arizona	32
8. Oregon	22
9. Washington State	16
10. Oregon State	14

2007-08

Team Points

1. Stanford (8)	79
2. Arizona State (1)	71
3. California (1)	68
4. USC	56
5. UCLA	44
6. Washington	41
7. Oregon	34
8. Arizona	31
9. Oregon State	16
10. Washington State	10

2008-09

Team Points

1. Stanford (6)	78
2. California (4)	76
3. Arizona State	65
4. USC	55
5. UCLA	48
6. Oregon	40
7. Washington	27
8. Oregon State	25
9. Washington State	20
10. Arizona	16

2009-10

Team Points

1. Stanford (9)	81
2. California	67
3. Arizona State (1)	64
4. UCLA	63
5. USC	48
6. Washington State	33
7. Oregon State	29
8. Oregon	23
9. Arizona	22
10. Washington	20

2010-11

Team Points

1. Stanford (9)	81
2. UCLA (1)	73
3. USC	61
4. California	60
5. Arizona State	49
6. Oregon	37
7. Arizona	36
T8. Washington	22
T8. Washington State	22
10. Oregon State	9

2011-12

Team Points

1. Stanford (11)	121
2. USC (1)	111
3. California	98
4. UCLA	83
5. Arizona State	68
6. Utah	61
7. Washington State	59
8. Oregon	51
9. Arizona	48
10. Washington	38
11. Colorado	36
12. Oregon State	18

2012-13

Team Points

1. Stanford (11)	121
2. California (1)	109
3. UCLA	100
4. USC	91
T5. Arizona State	67
T5. Oregon State	67
7. Utah	56
8. Washington	54
9. Colorado	49
10. Washington State	40
11. Oregon	20
12. Arizona	18

2013-14

Team Points

1. Stanford (11)	121
2. California (1)	111
3. Colorado	91
4. Washington	85
5. UCLA	80
6. USC	77
7. Utah	59
8. Oregon State	51
9. Washington State	50
10. Arizona State	29
11. Arizona	21
12. Oregon	17

2014-15

Team Points

1. Stanford (7)	116
2. California (3)	111
3. Oregon State (2)	105
4. UCLA	84
5. Washington	72
6. USC	65
7. Arizona State	64
8. Washington State	56
9. Oregon	48
10. Colorado	31
11. Utah	28
12. Arizona	12

2015-16

Team Points

1. Oregon State (11)	121
2. Stanford	104
3. Arizona State (1)	102
T4. California	88
T4. UCLA	88
6. Washington	68
7. USC	60
8. Oregon	52
9. Colorado	39
10. Washington State	30
11. Utah	23
12. Arizona	17

2016-17

Team Points

1. UCLA (8)	116
2. Stanford (2)	110
3. Washington (2)	93
4. Arizona State	89
5. Oregon State	81
6. California	71
7. Oregon	69
8. Utah	52
9. USC	44
10. Washington State	31
11. Colorado	22
12. Arizona	14

2017-18

Team Points

1. UCLA (7)	115
T2. Oregon (3)	108
T2. Stanford (2)	108
4. Oregon State	85
5. California	83
6. Arizona State	74
7. Washington State	61
8. USC	47
9. Utah	40
10. Colorado	38
11. Arizona	20
12. Washington	13

**ALL-CONFERENCE
2009-10**

Jayne Appel Stanford
 Ashley Corral USC
 Jasmine Dixon UCLA
 Briana Gilbreath USC
 Alexis Gray-Lawson California
 Ify Ibekwe Arizona
 Taylor Lilley Oregon
 Nnemkadi Ogumike Stanford
 Danielle Orsillo Arizona State
 Kayla Pedersen Stanford
 Jeanette Pohlen Stanford
 Talisa Rhea Oregon State
 Markel Walker UCLA
 Sami Whitcomb Washington
 Davellyn Whyte Arizona

2010-11

Talia Caldwell California
 Jasmine Dixon UCLA
 Briana Gilbreath USC
 El Sara Greer Oregon State
 Ify Ibekwe Arizona
 Nia Jackson Oregon
 Amanda Johnson Oregon
 Kristi Kingma Washington
 Darxia Morris UCLA
 Chiney Ogumike Stanford
 Nnemkadi Ogumike Stanford
 Kayla Pedersen Stanford
 Jeanette Pohlen Stanford
 DeNesha Stallworth California
 Dymond Simon Arizona State

2011-12

Gennifer Brandon California
 Layshia Clarendon California
 Ashley Corral USC
 Rebekah Gardner UCLA
 Briana Gilbreath USC
 Chucky Jeffery Colorado
 Toni Kokenis Stanford
 Earlysia Machbanks Oregon State
 Michelle Plouffe Utah
 Chiney Ogumike Stanford
 Nnemkadi Ogumike Stanford
 Regina Rogers Washington
 Markel Walker UCLA
 Davellyn Whyte Arizona
 Taryn Wicijowski Utah

2012-13

Brittany Boyd California
 Gennifer Brandon California
 Alyssia Brewer UCLA
 Michelle Plouffe Utah
 Layshia Clarendon California
 Jazmine Davis Washington
 Lia Galdeira Washington State
 Cassie Harberts USC
 Chucky Jeffery Colorado
 Kristi Kingma Washington
 Atonye Nyingifa UCLA
 Chiney Ogumike Stanford
 Joslyn Tinkle Stanford
 Markel Walker UCLA
 Davellyn Whyte Arizona

2013-14

Jillian Alleyne Oregon
 Brittany Boyd California
 Jazmine Davis Washington
 Reshanda Gray California
 Ruth Hamblin Oregon State
 Cassie Harberts USC
 Deja Mann Arizona State
 Atonye Nyingifa UCLA
 Chiney Ogumike Stanford
 Amber Orange Stanford
 Michelle Plouffe Utah
 Kelsey Plum Washington
 Tia Presley Washington State
 Chrisae Rowe Oregon
 Sydney Wiese Oregon State

2014-15

Jillian Alleyne Oregon
 Promise Amukamara Arizona State
 Brittany Boyd California
 Sophie Brunner Arizona State
 Jazmine Davis Washington
 Nirra Fields UCLA
 Lia Galdeira Washington State
 Reshanda Gray California
 Ruth Hamblin Oregon State
 Amber Orrange Stanford
 Kelsey Plum Washington
 Lili Thompson Stanford
 Jamie Weisner Oregon State
 Sydney Wiese Oregon State
 Taryn Wicijowski Utah

2015-16

Jillian Alleyne Oregon
 Kristine Anigwe California
 Sophie Brunner Arizona State
 Jordin Canada UCLA
 Temi Fagbenle USC
 Nirra Fields UCLA
 Ruth Hamblin Oregon
 Borislava Hristova Washington State
 Erica McCall Stanford
 Kelsey Plum Washington
 Emily Potter Utah
 Lili Thompson Stanford
 Talia Walton Washington
 Jamie Weisner Oregon State
 Sydney Wiese Oregon State

2016-17

Kristine Anigwe California
 Monique Billings UCLA
 Sophie Brunner Arizona State
 Jordin Canada UCLA
 Ruthy Hebard Oregon
 Sabrina Ionescu Oregon
 LaBrittney Jones Arizona
 Kennedy Leonard Colorado
 Erica McCall Stanford
 Chantel Osahor Washington
 Kelsey Plum Washington
 Emily Potter Utah
 Karlie Samuelson Stanford
 Kristen Simon USC
 Sydney Wiese Oregon State

2017-18

Kristine Anigwe California
 Monique Billings UCLA
 Jordin Canada UCLA
 Marie Gulich Oregon State
 Ruthy Hebard Oregon
 Borislava Hristova Washington State
 Megan Huff Utah
 Kianna Ibis Arizona State
 Sabrina Ionescu Oregon
 Kennedy Leonard Colorado
 Aliyah Mazyck USC
 Brittany McPhee Stanford
 Amber Melgoza Washington
 Kristen Simon USC
 Alanna Smith Stanford

**ALL-DEFENSIVE TEAM
2009-10**

Briana Gilbreath..... USC
Rosalyn Gold-Onwude..... Stanford
Ify Ibekwe..... Arizona
KiKi Moore..... Washington State
Carly Noyes..... Washington State

2010-11

Jasmine Dixon..... UCLA
Briana Gilbreath..... USC
Ify Ibekwe..... Arizona
Chiney Ogwumike..... Stanford
Eliza Pierre..... California

2011-12

Kali Bennett..... Arizona State
Patricia Bright..... Oregon State
Briana Gilbreath..... USC
Nnemkadi Ogwumike..... Stanford
Jazmine Perkins..... Washington State

2012-13

Brittany Boyd..... California
Lia Galdeira..... Washington State
Eliza Pierre..... California
Joslyn Tinkle..... Stanford
Markel Walker..... UCLA

2013-14

Jillian Alleyne..... Oregon
Brittany Boyd..... California
Lia Galdeira..... Washington State
Ruth Hamblin..... Oregon State
Chiney Ogwumike..... Stanford

2014-15

Jillian Alleyne..... Oregon
Promise Amukamara..... Arizona State
Brittany Boyd..... California
Lia Galdeira..... Washington State
Ruth Hamblin..... Oregon State

2015-16

Jillian Alleyne..... Oregon
Jordin Canada..... UCLA
Elisha Davis..... Arizona State
Ruth Hamblin..... Oregon State
Erica McCall..... Stanford

2016-17

Monique Billings..... UCLA
Jordin Canada..... UCLA
Gabriella Hanson..... Oregon State
Chantel Osahor..... Washington
Emily Potter..... Utah

2017-18

Monique Billings..... UCLA
Jordin Canada..... UCLA
Marie Gulich..... Oregon State
Aliyah Mazyck..... USC
Minyon Moore..... USC

**ALL-FRESHMAN TEAM
2009-10**

Gennifer Brandon..... California
KiKi Moore..... Washington
DeNesha Stallworth..... California
Markel Walker..... UCLA
Davellyn Whyte..... Arizona

2010-11

Alexis Bostick..... Oregon State
Cassie Harberts..... USC
Alyssa Martin..... Oregon State
Chiney Ogwumike..... Stanford
Sage Romberg..... Washington State

2011-12

Brittany Boyd..... California
Jazmine Davis..... Washington
Ali Gibson..... Oregon State
Reshanda Gray..... California
Lexy Kresl..... Colorado
Amber Orrange..... Stanford

2012-13

Jillian Alleyne..... Oregon
Lia Galdeira..... Washington State
Arielle Roberson..... Colorado
Talia Walton..... Washington
Jamie Weisner..... Oregon State

2013-14

Kelsey Plum..... Washington
Emily Potter..... Utah
Chrisae Rowe..... Oregon
Lili Thompson..... Stanford
Sydney Wiese..... Oregon State

2014-15

Jordin Canada..... UCLA
Mikayla Cowling..... California
Gabby Green..... California
Lexi Bando..... Oregon
Kaylee Johnson..... Stanford

2015-16

Kristine Anigwe..... California
Maite Cazorla..... Oregon
Borsilava Hristova..... Washington State
Kennedy Leonard..... Colorado
Asha Thomas..... California

2016-17

Ruthy Hebard..... Oregon
Sabrina Ionescu..... Oregon
Aarion McDonald..... Washington
Minyon Moore..... USC
Mikayla Pivec..... Oregon State

2017-18

Satou Sabally..... Oregon
Kianna Smith..... California
Sam Thomas..... Arizona
Kiana Williams..... Stanford
Tori Williams..... Utah

PLAYER OF THE YEAR

Nnemkadi Ogwumike, Stanford.....2010
Jeanette Pohlen, Stanford.....2011
Nnemkadi Ogwumike, Stanford.....2012
Chiney Ogwumike, Stanford.....2013
Chiney Ogwumike, Stanford.....2014
Ruth Hamblin, Oregon State.....2015
Jillian Alleyne, Oregon.....2016
Kelsey Plum, Washington.....2017
Sabrina Ionescu, Oregon.....2018

DEFENSIVE PLAYER OF THE YEAR

Ify Ibekwe, Arizona.....2010
Briana Gilbreath, USC.....2011
Briana Gilbreath, USC (co).....2012
Nnemkadi Ogwumike, Stanford (co).....2012
Chiney Ogwumike, Stanford.....2013
Chiney Ogwumike, Stanford.....2014
Ruth Hamblin, Oregon State.....2015
Ruth Hamblin, Oregon State.....2016
Jordin Canada, UCLA.....2017
Jordin Canada, UCLA (co).....2018
Marie Gulich, OSU (co).....2018

FRESHMAN OF THE YEAR

Davellyn Whyte, Arizona.....2010
Chiney Ogwumike, Stanford.....2011
Jazmine Davis, Washington.....2012
Jillian Alleyne, Oregon.....2013
Kelsey Plum, Washington.....2014
Jordin Canada, UCLA.....2015
Kristine Anigwe, California.....2016
Sabrina Ionescu, Oregon.....2017
Satou Sabally, Oregon.....2018

COACH OF THE YEAR

Nikki Caldwell, UCLA.....2010
Tara VanDerveer, Stanford.....2011
Scott Rueck, Oregon State.....2012
Lindsay Gottlieb, California.....2013
Scott Rueck, Oregon State.....2014
Scott Rueck, Oregon State.....2015
Charli Turner Thorne, Arizona State.....2016
Scott Rueck, Oregon State.....2017
Kelly Graves, Oregon.....2018

YEARLY PAC-12 REGULAR-SEASON CHAMPIONS

1986-87	USC
1987-88	Washington
1988-89	Stanford
1989-90	Stanford/Washington
1990-91	Stanford
1991-92	Stanford
1992-93	Stanford
1993-94	USC
1994-95	Stanford
1995-96	Stanford
1996-97	Stanford
1997-98	Stanford
1998-99	Oregon/UCLA
1999-00	Oregon
2000-01	ASU/STAN/WASH
2001-02	Stanford
2002-03	Stanford
2003-04	Stanford/Arizona
2004-05	Stanford
2005-06	Stanford
2006-07	Stanford
2007-08	Stanford
2008-09	Stanford
2009-10	Stanford
2010-11	Stanford
2011-12	Stanford
2012-13	California/Stanford
2013-14	Stanford
2014-15	Oregon State
2015-16	Arizona State/Oregon State
2016-17	Oregon State
2017-18	Oregon

YEARLY CONFERENCE FINISHES

	ARIZ	ASU	CAL	COLO	ORE	OSU	STAN	UCLA	USC	UTAH	WASH	WSU
1986-87	T8	T8	5	--	T2	T6	T6	4	1	--	T2	10
1987-88	10	T8	T6	--	5	T8	3	4	2	--	1	T6
1988-89	9	10	T4	--	3	7	1	T4	T4	--	2	T8
1989-90	T8	T8	T4	--	T4	10	T1	3	7	--	T1	T4
1990-91	10	9	7	--	8	5	1	T4	3	--	2	T4
1991-92	T9	5	T3	--	7	T9	1	T3	2	--	6	8
1992-93	8	T4	T4	--	T9	6	1	7	2	--	3	T9
1993-94	7	T9	T9	--	3	6	2	5	1	--	4	8
1994-95	7	10	T8	--	4	3	1	T8	5	--	2	6
1995-96	T3	9	10	--	T3	2	1	T6	T6	--	T3	T6
1996-97	T4	9	10	--	2	7	1	6	3	--	T4	8
1997-98	T2	T7	T9	--	4	T9	1	T2	6	--	5	T7
1998-99	4	T6	T6	--	T1	T9	3	T1	T9	--	5	8
1999-00	T2	7	8	--	1	T5	T2	4	T5	--	9	10
2000-01	5	T1	T6	--	4	T6	T1	10	T6	--	T1	9
2001-02	T6	T2	9	--	T6	T4	1	8	T4	--	T2	10
2002-03	T2	8	9	--	T5	T5	1	4	T5	--	T2	10
2003-04	T1	T3	9	--	8	7	T1	T3	T3	--	6	10
2004-05	5	T2	8	--	T2	10	1	6	T2	--	7	9
2005-06	9	2	6	--	8	7	1	3	T4	--	T4	10
2006-07	T8	2	3	--	6	T8	1	7	5	--	4	10
2007-08	T8	3	2	--	7	T8	1	T4	T4	--	6	10
2008-09	T8	T2	T2	--	7	T4	1	T4	T4	--	10	8
2009-10	8	5	4	--	T6	10	1	2	3	--	T6	9
2010-11	T4	3	6	--	9	10	1	2	T4	--	T7	T7
2011-12	12	4	2	10	9	T5	1	T5	3	T7	T7	11
2012-13	T10	9	T1	4	T10	12	T1	3	7	6	5	8
2013-14	12	4	T2	T9	T9	T2	1	8	5	11	6	7
2014-15	T11	2	T3	T9	T9	1	T3	6	T7	T11	T5	T7
2015-16	11	T1	10	12	6	T1	T3	T3	8	7	5	9
2016-17	T9	5	T7	T9	6	1	T2	4	T9	T9	T2	T7
2017-18	11	6	5	9	1	T3	2	T3	7	8	12	10

Conference regular-season champion in BOLD

REGULAR-SEASON NON-CONFERENCE RECORDS

YEAR	ARIZ	ASU	CAL	COLO	ORE	OSU	STAN	UCLA	USC	UTAH	WASH	WSU	TOTAL*
1986-87	7-4	6-3	9-1	8-6	8-2	9-1	6-4	7-3	6-4	10-5	8-2	8-2	74-26
1987-88	3-7	6-4	9-3	12-4	7-3	5-5	12-0	7-5	6-4	10-8	8-2	5-5	68-38
1988-89	5-5	6-4	5-5	13-3	8-3	6-4	8-2	4-6	4-6	13-3	7-6	7-3	60-44
1989-90	7-4	8-2	8-2	7-7	8-3	4-9	10-0	5-5	2-7	12-4	9-1	8-2	69-35
1990-91	5-8	9-1	7-3	10-5	7-3	8-2	7-3	5-5	6-4	9-6	8-1	8-2	70-32
1991-92	6-4	9-1	8-2	11-5	8-2	5-5	10-0	7-3	7-3	10-3	8-2	7-2	75-24
1992-93	6-3	7-2	8-1	13-1	6-3	6-3	10-2	5-4	7-2	8-4	5-4	4-5	64-29
1993-94	7-2	2-6	6-4	13-2	6-3	8-1	7-2	5-4	7-1	3-8	8-1	5-4	61-28
1994-95	5-7	6-3	5-4	13-2	7-2	8-1	9-1	5-4	8-1	8-4	10-3	7-2	70-28
1995-96	9-0	4-5	4-5	16-3	8-2	8-1	7-2	5-4	5-4	8-4	6-5	9-2	65-30
1996-97	10-1	6-4	4-5	9-4	7-2	6-3	12-1	6-3	6-3	7-3	5-4	6-3	68-29
1997-98	7-2	4-5	4-6	7-5	4-4	5-4	4-4	5-4	5-4	10-1	9-0	6-3	53-36
1998-99	5-4	6-3	6-3	7-4	9-2	8-1	4-7	8-4	4-5	9-3	4-5	6-3	60-37
1999-00	11-1	7-3	5-5	6-7	9-3	4-8	7-3	6-4	5-5	12-3	4-8	3-7	61-47
2000-01	10-2	8-4	4-6	10-3	7-3	8-2	6-4	1-10	5-5	12-2	7-3	5-5	61-44
2001-02	4-5	9-2	5-4	10-4	5-4	4-6	10-1	4-5	4-5	7-5	5-4	2-8	52-44
2002-03	7-2	8-1	4-5	11-2	4-5	6-3	8-1	5-4	5-6	10-3	8-1	1-8	56-36
2003-04	8-3	6-3	7-2	11-2	8-2	6-3	7-2	5-4	4-5	10-4	7-2	4-5	62-31
2004-05	8-3	8-2	6-3	7-5	7-2	5-5	9-1	6-3	6-3	11-4	4-6	4-5	63-33
2005-06	4-6	9-1	8-2	6-8	9-1	7-2	6-3	5-4	6-3	9-2	7-2	6-3	67-27
2006-07	6-6	10-1	10-1	7-7	8-2	5-4	8-3	6-6	6-4	7-6	7-5	4-6	70-38
2007-08	6-5	6-5	9-2	11-3	6-5	7-4	11-1	5-6	7-4	11-3	5-7	3-8	65-47
2008-09	7-4	8-4	8-2	8-5	4-7	10-1	9-3	9-2	6-5	7-6	4-6	7-4	72-38
2009-10	7-4	8-3	6-5	10-4	9-3	8-3	10-1	7-4	6-5	10-4	6-6	5-6	72-40
2010-11	9-2	8-3	8-3	9-5	9-2	7-4	9-2	10-1	8-3	8-7	5-4	2-10	75-34
2011-12	11-1	9-2	9-3	11-0	8-4	9-2	10-1	5-6	6-5	7-4	8-2	6-6	99-36
2012-13	8-3	8-4	10-1	11-0	2-10	6-6	11-1	9-2	5-8	9-2	8-3	4-7	91-47
2013-14	4-7	12-2	9-4	12-2	10-3	9-5	15-2	6-6	7-6	7-4	10-5	6-7	107-53
2014-15	7-5	12-2	10-4	9-5	7-5	10-2	11-4	5-8	8-4	7-4	6-6	10-3	102-52
2015-16	9-3	9-3	9-2	5-6	11-0	9-2	10-2	8-3	12-0	8-3	9-2	9-2	108-28
2016-17	9-2	9-2	12-0	10-1	10-2	11-1	10-2	9-2	9-2	11-0	11-1	5-6	116-21
2017-18	4-7	9-3	9-2	9-2	11-2	9-2	6-6	9-2	10-1	9-2	6-5	7-5	98-39
TOTAL	211-122	238-90	228-94	312-122	235-96	219-103	279-70	193-134	200-123	288-117	221-112	170-147	2794-1330
PCT.	.634	.726	.708	.719	.710	.680	.799	.590	.619	.711	.646	.536	.677

*Colorado and Utah records wins and losses not included until 2011-12 campaign.

NCAA CHAMPIONS FROM THE PAC-12:

1989-90 Stanford
1991-92 Stanford

ALL-TIME RECORDS

(since 1986-87)

	TITLES [^]	CONFERENCE			OVERALL		
		W	L	PCT.	W	L	PCT.
Stanford	23	500	75	.870	900	179	.834
Utah	0	43	82	.344	657	331	.665
Washington	3	336	241	.577	601	387	.608
Colorado	0	43	83	.341	592	414	.588
UCLA	1	334	242	.580	543	397	.578
Arizona State	2	282	294	.490	556	419	.570
USC	2	319	257	.554	549	396	.581
Oregon	3	284	292	.493	556	421	.569
California	1	260	318	.450	527	448	.541
Oregon State	3	246	328	.429	503	464	.520
Arizona	1	211	364	.360	455	511	.471
Washington State	0	147	428	.256	336	595	.361

[^] regular-season titles; includes shared titles

1986-87

	Pac-10			Overall		
	W	L	PCT.	W	L	PCT.
USC	15	3	.833	22	8	.733
Washington	14	4	.778	23	7	.767
Oregon	14	4	.778	23	7	.767
UCLA	11	7	.611	18	10	.643
California	10	8	.556	21	10	.677
Oregon State	8	10	.444	17	11	.607
Stanford	8	10	.444	14	14	.500
Arizona	4	14	.222	11	18	.379
Arizona State	4	14	.222	10	17	.370
Washington State	2	16	.111	10	18	.357

1987-88

	Pac-10			Overall		
	W	L	PCT.	W	L	PCT.
Washington	16	2	.889	25	5	.833
USC	15	3	.833	22	8	.733
Stanford	14	4	.778	27	5	.844
UCLA	12	6	.667	19	11	.633
Oregon	9	9	.500	16	12	.571
California	6	12	.333	15	15	.500
Washington State	6	12	.333	11	17	.393
Arizona State	5	13	.278	11	17	.393
Oregon State	5	13	.278	10	18	.357
Arizona	2	16	.111	5	23	.179

1988-89

	Pac-10			Overall		
	W	L	PCT.	W	L	PCT.
Stanford	18	0	1.000	28	3	.903
Washington	15	3	.833	23	10	.696
Oregon	11	7	.611	22	10	.688
California	8	10	.444	13	15	.464
UCLA	8	10	.444	12	16	.429
USC	8	10	.444	12	16	.429
Oregon State	7	11	.389	13	15	.464
Washington State	6	12	.333	13	15	.464
Arizona	6	12	.333	11	17	.393
Arizona State	3	15	.167	9	19	.321

1989-90

	Pac-10			Overall		
	W	L	PCT.	W	L	PCT.
Stanford	17	1	.944	32	1	.970
Washington	17	1	.944	28	3	.903
UCLA	12	6	.667	17	12	.586
Oregon	9	9	.500	17	12	.586
California	9	9	.500	17	12	.586
Washington State	9	9	.500	17	11	.607
USC	6	12	.333	8	19	.296
Arizona State	5	13	.278	13	15	.464
Arizona	5	13	.278	12	17	.414
Oregon State	1	17	.056	5	26	.161

1990-91

	Pac-10			Overall		
	W	L	PCT.	W	L	PCT.
Stanford	16	2	.889	26	6	.813
Washington	15	3	.833	24	5	.828
USC	11	7	.611	18	12	.600
Washington State	10	8	.556	18	11	.621
UCLA	10	8	.556	15	13	.536
Oregon State	9	9	.500	17	11	.607
California	7	11	.389	14	14	.500
Oregon	6	12	.333	13	15	.464
Arizona State	5	13	.278	14	14	.500
Arizona	1	17	.056	6	25	.192

1991-92

	Pac-10			Overall		
	W	L	PCT.	W	L	PCT.
Stanford	15	3	.833	30	3	.909
USC	14	4	.778	23	8	.742
California	12	6	.667	20	9	.690
UCLA	12	6	.667	21	10	.667
Arizona State	11	7	.611	20	9	.690
Washington	9	9	.500	17	11	.607
Oregon	6	12	.333	14	14	.500
Washington State	5	13	.278	12	15	.444
Arizona	3	15	.167	9	19	.321
Oregon State	3	15	.167	8	20	.286

1992-93

	Pac-10			Overall		
	W	L	PCT.	W	L	PCT.
Stanford	16	3	.833	26	6	.812
USC	14	4	.778	22	7	.759
Washington	11	7	.611	17	12	.586
California	10	8	.556	19	10	.655
Arizona State	10	8	.556	17	10	.630
Oregon State	9	9	.500	15	12	.556
UCLA	8	10	.444	13	14	.481
Arizona	7	11	.389	13	14	.481
Oregon	3	15	.167	9	18	.333
Washington State	3	15	.167	7	20	.259

1993-94

	Pac-10			Overall		
	W	L	PCT.	W	L	PCT.
USC	16	2	.887	26	4	.867
Stanford	15	3	.833	25	6	.806
Oregon	13	5	.722	20	9	.690
Washington	12	6	.667	21	8	.727
UCLA	10	8	.556	15	12	.556
Oregon State	9	9	.500	17	11	.607
Arizona	8	10	.444	15	12	.556
Washington State	3	15	.167	8	19	.296
California	2	16	.111	8	20	.286
Arizona State	2	16	.111	4	22	.154

1994-95

	Pac-10			Overall		
	W	L	PCT.	W	L	PCT.
Stanford	17	1	.944	30	3	.909
Washington	13	5	.765	25	9	.735
Oregon State	12	6	.667	21	8	.724
Oregon	11	7	.611	18	10	.643
USC	10	8	.556	18	10	.643
Washington State	9	9	.500	16	11	.593
Arizona	6	12	.333	11	19	.367
California	5	13	.278	10	17	.370
UCLA	5	13	.278	10	17	.370
Arizona State	2	16	.111	8	19	.296

1995-96

	Pac-10			Overall		
	W	L	PCT.	W	L	PCT.
Stanford	18	0	1.000	29	3	.906
Oregon State	11	7	.611	19	9	.679
Arizona	10	8	.556	22	8	.733
Oregon	10	8	.556	18	11	.621
Washington	10	8	.556	16	13	.552
Washington State	8	10	.444	17	12	.586
UCLA	8	10	.444	13	14	.481
USC	8	10	.444	13	14	.481
Arizona State	4	14	.222	8	19	.296
California	3	15	.167	7	20	.259

1996-97

	Pac-10			Overall		
	W	L	PCT.	W	L	PCT.
Stanford	18	0	1.000	34	2	.944
Oregon	14	4	.778	22	7	.759
USC	13	5	.722	20	9	.690
Arizona	12	6	.667	23	8	.742
Washington	12	6	.667	17	11	.607
UCLA	7	11	.389	13	14	.481
Oregon State	5	13	.278	11	16	.407
Washington State	4	14	.222	10	17	.370
Arizona State	3	15	.167	9	19	.321
California	2	16	.111	6	21	.222

1997-98

	Pac-10			Overall		
	W	L	PCT.	W	L	PCT.
Stanford	17	1	.944	21	6	.778
Arizona	14	4	.778	23	7	.767
UCLA	14	4	.778	20	9	.690
Oregon	13	5	.722	17	10	.630
Washington	9	9	.500	18	10	.643
USC	7	11	.389	12	15	.444
Washington State	6	12	.333	12	15	.444
Arizona State	6	12	.333	10	17	.370
Oregon State	2	16	.111	7	20	.259
California	2	16	.111	6	22	.214

1998-99

	Pac-10			Overall		
	W	L	PCT.	W	L	PCT.
Oregon	15	3	.833	25	6	.806
UCLA	15	3	.833	26	8	.765
Stanford	14	4	.778	18	12	.600
Arizona	12	6	.667	18	11	.621
Washington	11	7	.611	16	13	.552
Arizona State	6	12	.333	12	15	.444
California	6	12	.333	12	15	.444
Washington State	5	13	.278	11	16	.407
Oregon State	3	15	.167	11	16	.407
USC	3	15	.167	7	20	.259

1999-2000

	Pac-10			Overall		
	W	L	PCT.	W	L	PCT.
Oregon	14	4	.778	23	8	.742
Arizona	13	5	.722	25	7	.781
Stanford	13	5	.722	21	9	.700
UCLA	12	6	.667	18	11	.621
USC	10	8	.556	16	14	.533
Oregon State	10	8				

2002-03

	Pac-10			Overall		
	W	L	PCT.	W	L	PCT.
Stanford	15	3	.833	27	5	.844
Washington	13	5	.722	22	8	.733
Arizona	13	5	.722	22	9	.710
UCLA	12	6	.667	18	11	.621
Oregon State	8	10	.444	15	15	.500
USC	8	10	.444	14	17	.452
Oregon	8	10	.444	12	16	.429
Arizona State	7	11	.389	16	14	.533
California	5	13	.278	10	19	.345
Washington State	1	17	.056	2	26	.071

2003-04

	Pac-10			Overall		
	W	L	PCT.	W	L	PCT.
Stanford	14	4	.778	27	7	.813
Arizona	14	4	.778	24	9	.727
Arizona State	11	7	.611	17	12	.586
UCLA	11	7	.611	17	13	.567
USC	11	7	.611	15	13	.536
Washington	9	9	.500	18	13	.581
Oregon State	8	10	.444	17	15	.548
Oregon	6	12	.333	14	15	.483
California	4	14	.222	12	17	.414
Washington State	2	16	.111	6	22	.214

2004-05

	Pac-10			Overall		
	W	L	PCT.	W	L	PCT.
Stanford	17	1	.944	32	3	.914
Arizona State	12	6	.667	24	10	.706
Oregon	12	6	.667	21	10	.677
USC	12	6	.667	20	11	.645
Arizona	11	7	.611	20	12	.625
UCLA	10	8	.556	16	12	.571
Washington	9	9	.500	14	16	.467
California	4	14	.222	11	18	.379
Washington State	2	16	.111	6	22	.214
Oregon State	1	17	.056	6	23	.207

2005-06

	Pac-10			Overall		
	W	L	PCT.	W	L	PCT.
Stanford	15	3	.833	26	8	.765
Arizona State	14	4	.778	25	7	.781
UCLA	12	6	.667	21	11	.656
Washington	11	7	.611	19	11	.633
USC	11	7	.611	19	12	.613
California	10	8	.556	18	12	.600
Oregon State	7	11	.389	16	15	.516
Oregon	5	13	.278	14	15	.483
Arizona	3	15	.167	8	22	.267
Washington State	2	16	.111	8	20	.286

2006-07

	Pac-10			Overall		
	W	L	PCT.	W	L	PCT.
Stanford	17	1	.944	29	5	.853
Arizona State	16	2	.889	31	5	.861
California	12	6	.667	23	9	.719
Washington	11	7	.611	18	13	.581
USC	10	8	.556	17	13	.567
Oregon	8	10	.444	17	14	.548
UCLA	7	11	.389	14	18	.438
Arizona	4	14	.222	11	21	.344
Oregon State	4	14	.222	9	19	.321
Washington State	1	17	.056	5	24	.172

2007-08

	Pac-10			Overall		
	W	L	PCT.	W	L	PCT.
Stanford	16	2	.889	35	4	.897
California	15	3	.833	27	7	.794
Arizona State	14	4	.778	22	11	.667
USC	10	8	.556	17	13	.567
UCLA	10	8	.556	16	15	.516
Washington	8	10	.444	13	18	.419
Oregon	7	11	.389	14	17	.452
Oregon State	4	14	.222	12	19	.387
Arizona	4	14	.222	10	20	.333
Washington State	2	16	.111	5	25	.167

2008-09

	Pac-10			Overall		
	W	L	PCT.	W	L	PCT.
Stanford	17	1	.941	33	5	.868
California	15	3	.833	26	7	.794
Arizona State	15	3	.833	26	9	.743
UCLA	9	9	.500	19	12	.612
Oregon State	9	9	.500	20	12	.625
USC	9	9	.500	17	15	.531
Oregon	5	13	.277	9	21	.300
Washington State	4	14	.222	11	19	.367
Arizona	4	14	.222	12	19	.387
Washington	3	15	.167	8	22	.267

2009-10

	Pac-10			Overall		
	W	L	PCT.	W	L	PCT.
Stanford	18	0	1.000	36	2	.947
UCLA	15	3	.833	25	9	.735
USC	12	6	.667	19	12	.613
California	11	7	.611	24	13	.649
Arizona State	9	9	.500	18	14	.562
Oregon	7	11	.389	18	16	.529
Washington	7	11	.389	13	18	.419
Arizona	6	12	.333	14	17	.452
Washington State	3	15	.167	8	22	.267
Oregon State	2	16	.111	11	20	.355

2010-11

	Pac-10			Overall		
	W	L	PCT.	W	L	PCT.
Stanford	18	0	1.000	33	3	.917
UCLA	16	2	.889	28	5	.848
Arizona State	11	7	.611	20	11	.645
USC	10	8	.556	24	13	.649
Arizona	10	8	.556	21	12	.636
California	7	11	.389	18	16	.529
Washington	6	12	.333	11	17	.393
Washington State	6	12	.333	8	23	.258
Oregon	4	14	.222	13	17	.433
Oregon State	2	16	.111	9	21	.300

2011-12

	Pac-12			Overall		
	W	L	PCT.	W	L	PCT.
Stanford	18	0	1.000	35	2	.946
California	13	5	.722	25	10	.714
USC	12	6	.667	18	12	.600
Arizona State	10	8	.556	20	12	.625
Oregon State	9	9	.500	20	13	.606
UCLA	9	9	.500	14	16	.467
Washington	8	10	.444	20	14	.588
Utah	8	10	.444	16	16	.500
Oregon	7	11	.389	15	16	.484
Colorado	6	12	.333	21	14	.600
Washington State	5	13	.278	13	20	.394
Arizona	3	15	.167	15	17	.469

2012-13

	Pac-12			Overall		
	W	L	PCT.	W	L	PCT.
Stanford	17	1	.944	33	3	.917
California	17	1	.944	32	4	.889
UCLA	14	4	.778	26	8	.765
Colorado	13	5	.722	25	7	.781
Washington	11	7	.611	21	12	.636
Utah	8	10	.444	23	14	.622
USC	7	11	.389	11	20	.355
Washington State	6	12	.333	11	20	.355
Arizona State	5	13	.278	13	18	.419
Arizona	4	14	.222	12	18	.400
Oregon State	4	14	.222	10	21	.323
Oregon	2	16	.111	4	27	.129

2013-14

	Pac-12			Overall		
	W	L	PCT.	W	L	PCT.
Stanford	17	1	.944	33	4	.892
California	13	5	.722	22	10	.688
Oregon State	13	5	.722	24	11	.686
Arizona State	11	7	.611	23	10	.697
USC	11	7	.611	22	13	.629
Washington	10	8	.556	20	14	.588
Washington State	9	9	.500	17	17	.500
UCLA	7	11	.389	13	18	.419
Colorado	6	12	.333	19	15	.559
Oregon	6	12	.333	16	16	.500
Utah	4	14	.222	12	19	.387
Arizona	1	17	.056	5	25	.172

2014-15

	Pac-12			Overall		
	W	L	PCT.	W	L	PCT.
Oregon State	16	2	.889	27	5	.844
Arizona State	15	3	.833	29	6	.829
Stanford	13	5	.722	26	10	.722
California	13	5	.722	24	10	.706
Washington	11	7	.611	23	10	.697
UCLA	8	10	.444	19	18	.514
Washington State	7	11	.389	17	15	.531
USC	7	11	.389	15	15	.500
Colorado	6	12	.333	15	17	.469
Oregon	6	12	.333	13	17	.433
Arizona	3	15	.167	10	20	.333
Utah	3	15	.167	9	21	.300

2015-16

	Pac-12			Overall		
	W	L	PCT.	W	L	PCT.
Oregon State	16	2	.889	32	5	.865
Arizona State	16	2	.889	26	7	.788
Stanford	14	4	.778	27	8	.771
UCLA	14	4	.778	26	9	.743
Washington	11	7	.611	26	11	.703
Oregon	9	9	.500	24	11	.686
Utah	8	10	.444	18	15	.545
USC	6	12	.333	19	13	.594
Washington State	5	13	.278	14	16	.467
California	4	14	.222	15	17	.469
Arizona	3	15	.167	13	19	.406
Colorado	2	16	.111	7	23	.233

2016-17

	Pac-12			Overall		
	W	L	PCT.			

since becoming a member of the Pac-12

ARIZONA vs. ARIZONA STATE

Pac-12: Sun Devils lead series, 38-28

1986-87	Wildcats	72-55	ASU
	Wildcats	77-67	UA
1987-88	Sun Devils	65-64	ASU
	Sun Devils	63-56	UA
1988-89	Wildcats	77-70	UA
	Wildcats	87-74	ASU
1989-90	Sun Devils	84-78	ASU
	Sun Devils	91-85	UA
1990-91	Sun Devils	84-65	UA
	Wildcats	69-66	ASU
1991-92	Sun Devils	84-66	ASU
	Sun Devils	84-82	UA
1992-93	Sun Devils	73-72	UA
	Sun Devils	75-58	ASU
1993-94	Wildcats	89-62	ASU
	Wildcats	104-69	UA
1994-95	Wildcats	79-71	UA
	Wildcats	81-72	ASU
1995-96	Wildcats	78-63	ASU
	Wildcats	83-72	UA
1996-97	Wildcats	72-66	UA
	Wildcats	66-42	ASU
1997-98	Wildcats	70-60	ASU
	Wildcats	92-57	UA
1998-99	Wildcats	70-61	UA
	Wildcats	76-67	ASU
1999-00	Wildcats	60-58	UA
	Wildcats	72-61	ASU
2000-01	Sun Devils	67-57	ASU
	Sun Devils	70-67	OT UA
2001-02	Sun Devils	87-64	ASU
	Wildcats	72-66	UA
	Sun Devils	66-58	UW (2)
2002-03	Sun Devils	73-58	ASU
	Wildcats	72-52	UA
2003-04	Wildcats	81-60	UA
	Sun Devils	68-60	ASU
2004-05	Sun Devils	47-69	ASU
	Wildcats	56-49	UA
2005-06	Sun Devils	83-59	UA
	Sun Devils	81-45	ASU
2006-07	Sun Devils	89-62	ASU
	Sun Devils	59-54	UA
2007-08	Sun Devils	75-65	UA
	Sun Devils	67-64	ASU
2008-09	Sun Devils	75-38	ASU
	Sun Devils	60-53	UA
2009-10	Sun Devils	73-67	UA
	Sun Devils	57-49	ASU
2010-11	Sun Devils	75-43	ASU
	Wildcats	73-61	UA
2011-12	Sun Devils	60-45	ASU
	Sun Devils	70-63	UA
	Sun Devils	68-53	USC(10)
2012-13	Sun Devils	81-77	OT2 UA
	Sun Devils	59-58	ASU
2013-14	Sun Devils	60-36	ASU
	Wildcats	68-49	UA
2014-15	Sun Devils	88-41	UA
	Sun Devils	71-54	ASU
2015-16	Sun Devils	61-49	ASU
	Sun Devils	62-47	UA
2016-17	Wildcats	62-58	UA
	Sun Devils	67-54	ASU
2017-18	Sun Devils	75-50	ASU
	Sun Devils	69-45	UA

ARIZONA vs. CALIFORNIA

Pac-12: Golden Bears lead series, 33-29

1986-87	Golden Bears	97-62	CAL
	Golden Bears	84-77	OT UA
1987-88	Wildcats	79-75	CAL
	Wildcats	68-56	UA
1988-89	Golden Bears	75-59	CAL
	Wildcats	71-70	UA
1989-90	Golden Bears	89-77	CAL
	Wildcats	90-78	OT UA
1990-91	Golden Bears	80-73	UA
	Golden Bears	91-80	CAL

1991-92	Golden Bears	91-67	CAL
	Golden Bears	91-85	UA
1992-93	Wildcats	73-72	OT CAL
	Golden Bears	81-74	UA
1993-94	Wildcats	88-70	CAL
	Wildcats	84-70	UA
1994-95	Wildcats	92-67	UA
	Golden Bears	94-66	CAL
1995-96	Wildcats	102-66	UA
	Wildcats	85-82	CAL
1996-97	Wildcats	79-59	CAL
	Wildcats	87-64	UA
1997-98	Wildcats	81-44	UA
	Wildcats	67-57	CAL
1998-99	Wildcats	77-58	CAL
	Wildcats	74-65	UA
1999-00	Wildcats	71-58	UA
	Wildcats	64-58	CAL
2000-01	Wildcats	79-68	CAL
	Wildcats	75-62	UA
2001-02	Wildcats	66-61	UA
	Wildcats	76-68	CAL
2002-03	Wildcats	83-53	CAL
	Wildcats	68-51	UA
2003-04	Wildcats	70-68	CAL
	Wildcats	77-59	UA
2004-05	Wildcats	80-69	UA
	Golden Bears	61-70	CAL
2005-06	Wildcats	80-76	CAL
	Golden Bears	73-56	UA
2006-07	Golden Bears	65-48	CAL
	Golden Bears	86-64	UA
2007-08	Golden Bears	66-45	UA
	Golden Bears	66-45	CAL
2008-09	Golden Bears	56-46	UA
	Golden Bears	51-48	CAL
2009-10	Golden Bears	73-53	CAL
	Golden Bears	58-52	UA
2010-11	Golden Bears	80-60	CAL
	Golden Bears	73-63	UA
2011-12	Golden Bears	78-74	UA
2012-13	Golden Bears	91-86	CAL
2013-14	Golden Bears	79-64	UA
	Golden Bears	65-49	CAL
2014-15	Golden Bears	68-56	CAL
	Golden Bears	65-46	UA
2015-16	Wildcats	57-52	UA
	Golden Bears	75-56	CAL
2016-17	Golden Bears	74-64	UA
	Golden Bears	71-60	CAL
2017-18	Golden Bears	53-51	UA
	Golden Bears	63-39	CAL

ARIZONA vs. COLORADO

Pac-12: Buffaloes lead series, 10-2

2011-12	Buffaloes	56-54	UA
	Buffaloes	69-59	COLO
2012-13	Buffaloes	79-36	COLO
	Buffaloes	55-42	UA
2013-14	Buffaloes	68-47	COLO
	Buffaloes	61-56	OT UA
2014-15	Buffaloes	81-69	COLO
	Buffaloes	66-51	UA
2015-16	Wildcats	63-52	UA
2016-17	Buffaloes	65-56	COLO
2017-18	Wildcats	79-60	COLO
	Buffaloes	72-63	UA

ARIZONA vs. OREGON

Pac-12: Ducks lead series, 35-29

1986-87	Ducks	83-63	UO
	Ducks	67-66	UA
1987-88	Ducks	74-69	UA
	Ducks	69-61	UO
1988-89	Ducks	87-67	UO
	Wildcats	92-78	UA
1989-90	Ducks	84-73	UA
	Wildcats	79-74	UO
1990-91	Ducks	97-67	UO
	Ducks	107-75	UA
1991-92	Ducks	91-67	UA
	Wildcats	76-74	UO

1992-93	Wildcats	79-70	UA
	Ducks	77-63	UO
1993-94	Ducks	78-66	UO
	Ducks	82-70	UA
1994-95	Wildcats	78-74	UA
	Ducks	73-55	UO
1995-96	Ducks	55-47	UA
	Wildcats	56-51	UO
1996-97	Wildcats	60-57	UO
	Ducks	85-81	UA
1997-98	Ducks	68-66	UO
	Wildcats	68-48	UA
1998-99	Wildcats	78-74	UA
	Ducks	82-76	UO
1999-00	Wildcats	73-66	UO
	Ducks	75-71	UA
2000-01	Wildcats	88-76	UA
	Ducks	83-78	UO
2001-02	Ducks	72-53	UO
	Wildcats	84-68	UA
2002-03	Wildcats	96-65	UA
	Wildcats	71-66	UO
2003-04	Wildcats	70-66	UO
	Wildcats	84-58	UA
2004-05	Wildcats	69-60	UA
	Ducks	51-69	UO
2005-06	Wildcats	81-72	OT UA
	Ducks	78-58	UO
2006-07	Wildcats	64-57	SJ(5)
	Ducks	86-73	UO
	Ducks	59-54	UA
2007-08	Ducks	59-53	UO
	Wildcats	65-60	UA
2008-09	Ducks	68-55	UO
	Wildcats	65-44	UA
2009-10	Wildcats	119-112	UA
	Ducks	92-74	UO
2010-11	Wildcats	109-94	UA
	Wildcats	88-65	UO
	Wildcats	90-89	USC(8)
2011-12	Ducks	87-73	UO
2012-13	Wildcats	100-68	UA
2013-14	Ducks	84-72	UA
	Ducks	90-78	UO
2014-15	Wildcats	81-78	OT UA
	Ducks	75-61	UO
2015-16	Ducks	76-54	UO
	Wildcats	74-68	SEA
2016-17	Ducks	79-65	UA
	Ducks	70-63	SEA
2017-18	Ducks	62-44	UO
	Ducks	74-61	UA

ARIZONA vs. OREGON STATE

Pac-12: Beavers lead, 33-31

1986-87	Beavers	68-55	OSU
	Wildcats	69-68	UA
1987-88	Beavers	65-63	UA
	Beavers	78-48	OSU
1988-89	Beavers	73-59	OSU
	Beavers	71-76	UA
1989-90	Wildcats	66-50	UA
	Wildcats	70-65	OT OSU
1990-91	Beavers	95-62	OSU
	Beavers	97-63	OSU
1991-92	Wildcats	79-68	UA
	Beavers	84-68	OSU
1992-93	Wildcats	69-62	UA
	Wildcats	63-49	OSU
1993-94	Beavers	90-84	OSU
	Wildcats	97-84	UA
1994-95	Beavers	79-64	UA
	Beavers	93-69	OSU
1995-96	Wildcats	72-58	UA
	Beavers	76-66	OSU
1996-97	Beavers	85-76	OSU
	Wildcats	72-56	UA
1997-98	Wildcats	84-58	OSU
	Wildcats	75-74	UA
1998-99	Wildcats	91-60	UA
	Wildcats	66-53	OSU

1999-00	Wildcats	65-49	OSU
	Wildcats	79-77	OT UA
2000-01	Wildcats	83-73	UA
	Beavers	67-66	OSU
2001-02	Beavers	71-56	OSU
	Beavers	88-85	OT UA
2002-03	Wildcats	71-66	UA
	Beavers	71-65	OT OSU
	Wildcats	70-56	SJ(5)
2003-04	Wildcats	65-54	OSU
	Wildcats	77-54	UA
	Wildcats	81-58	SJ(5)
2004-05	Wildcats	86-65	UA
	Wildcats	78-59	OSU
2005-06	Beavers	64-48	UA
	Beavers	91-83	OSU
2006-07	Beavers	69-62	OSU
	Wildcats	65-61	UA
	Wildcats	69-54	SJ(5)
2007-08	Beavers	94-88	OT OSU
	Wildcats	71-63	UA
	Beavers	46-31	SJ(5)
2008-09	Beavers	68-43	OSU
	Beavers	68-44	UA
2009-10	Wildcats	62-53	UA
	Wildcats	60-55	OSU
2010-11	Wildcats	67-65	UA
	Wildcats	50-46	OSU
2011-12	Wildcats	58-56	OSU
2012-13	Beavers	57-48	UA
2013-14	Beavers	64-50	UA
	Beavers	78-48	OSU
2014-15	Beavers	73-55	UA
	Beavers	73-48	OSU
2015-16	Beavers	71-43	OSU
2016-17	Beavers	70-63	UA
2017-18	Beavers	88-48	OSU
	Beavers	65-40	UA

ARIZONA vs. STANFORD

Pac-12: Cardinal leads series, 61-7

1986-87	Cardinal	87-57	STAN
	Cardinal	62-57	UA
1987-88	Cardinal	101-71	STAN
	Cardinal	64-49	UA
1988-89	Cardinal	94-68	STAN
	Cardinal	95-56	UA
1989-90	Cardinal	92-69	STAN
	Cardinal	113-70	UA
1990-91	Cardinal	94-65	UA
	Cardinal	116-79	STAN
1991-92	Cardinal	92-77	STAN
	Cardinal	97-66	UA
1992-93	Cardinal	69-52	STAN
	Cardinal	70-69	UA
1993-94	Cardinal	87-64	STAN
	Cardinal	88-57	UA
1994-95	Cardinal	86-51	UA
	Cardinal	100-72	STAN
1995-96	Cardinal	77-55	UA
	Cardinal	77-61	STAN
1996-97	Cardinal	91-68	STAN
	Cardinal	90-65	UA
1997-98	Wildcats	91-90	UA
	Cardinal	108-90	STAN
1998-99	Cardinal	79-64	STAN
	Wildcats	81-67	UA
1999-00	Cardinal	98-95	UA
	Wildcats	79-72	STAN
2000-01	Wildcats	68-65	STAN
	Cardinal	74-66	UA
2001-02	Cardinal	81-57	UA
	Cardinal	76-62	STAN
2002-03	Cardinal	82-74	STAN
	Wildcats	79-64	UA
	Cardinal	59-49	SJ(5)
2003-04	Cardinal	62-84	STAN
	Wildcats	88-83	UA
	Cardinal	51-46	SJ(5)
2004-05	Cardinal	66-78	UA
	Cardinal	74-91	STAN

since becoming a member of the Pac-12

2005-06	Cardinal	82-51	STAN
	Cardinal	87-76	UA
	Cardinal	77-50	SJ(5)
2006-07	Cardinal	86-58	STAN
	Cardinal	86-76	UA
	Cardinal	65-56	SJ(5)
2007-08	Cardinal	89-64	UA
	Cardinal	69-46	STAN
2008-09	Cardinal	70-61	UA
	Cardinal	70-67	STAN
	Cardinal	77-46	USC(6)
2009-10	Cardinal	83-62	STAN
	Cardinal	75-48	UA
	Cardinal	72-52	USC(6)
2010-11	Cardinal	87-54	STAN
	Cardinal	91-61	UA
	Cardinal	100-71	LA(9)
	Cardinal	91-52	UA
2011-12	Cardinal	73-43	STAN
2012-13	Cardinal	96-52	UA
2013-14	Cardinal	74-48	STAN
	Cardinal	77-47	STAN
2014-15	Cardinal	60-57	UA
	Wildcats	59-34	UA
2015-16	Cardinal	82-58	STAN
	Cardinal	77-55	UA
2016-17	Cardinal	73-46	STAN
2017-18	Cardinal	61-46	UA
	Cardinal	79-42	STAN

ARIZONA vs. UCLA

Pac-12: Bruins lead series, 45-18

1986-87	Bruins	66-65	UA
	Bruins	65-59	UCLA
1987-88	Bruins	87-62	UCLA
	Bruins	81-63	UA
1988-89	Bruins	93-69	UCLA
	Bruins	75-64	UA
1989-90	Bruins	80-72	UA
	Bruins	73-69	UCLA
1990-91	Bruins	115-102	UCLA
	Bruins	112-98	UA
1991-92	Bruins	97-63	UA
	Bruins	83-67	UCLA
1992-93	Bruins	91-77	UA
	Wildcats	91-83	UCLA
1993-94	Wildcats	83-78	UA
	Bruins	85-69	UCLA
1994-95	Wildcats	64-61	UCLA
	Wildcats	63-61	UA
1995-96	Bruins	89-85	OT UCLA
	Wildcats	95-66	UA
1996-97	Wildcats	69-45	UA
	Wildcats	90-78	UCLA
1997-98	Wildcats	82-71	UCLA
	Wildcats	84-73	UA
1998-99	Bruins	84-77	UA
	Bruins	85-77	UCLA
1999-00	Bruins	79-68	UA
	Bruins	80-66	UCLA
2000-01	Bruins	59-56	OT UCLA
	Wildcats	89-79	UA
2001-02	Wildcats	71-60	UCLA
	Wildcats	77-62	UA
2002-03	Wildcats	80-61	UA
	Bruins	48-47	UCLA
2003-04	Wildcats	70-54	UA
	Bruins	87-68	UCLA
2004-05	Wildcats	84-73	UCLA
	Wildcats	76-73	UA
2005-06	Bruins	84-77	UCLA
	Bruins	90-64	UA
2006-07	Bruins	76-73	UA
	Wildcats	66-63	UCLA
2007-08	Bruins	68-59	UA
	Bruins	80-70	UCLA
2008-09	Bruins	48-38	UA
	Bruins	58-39	UCLA
2009-10	Bruins	67-58	UA
	Bruins	70-61	UCLA
2010-11	Bruins	70-60	UCLA
	Bruins	74-70	UA
2011-12	Wildcats	74-66	UA

2012-13	Bruins	72-58	UCLA
	Bruins	73-53	UCLA
	Bruins	68-57	UA
2013-14	Bruins	67-61	UA
2014-15	Bruins	75-41	UCLA
	Bruins	80-62	SEA
2015-16	Bruins	73-39	UA
	Bruins	80-53	UCLA
	Bruins	72-51	SEA
2016-17	Bruins	69-49	UCLA
	Bruins	79-56	UA
2017-18	Bruins	69-46	UCLA

ARIZONA vs. USC

Pac-12: Trojans lead series, 43-21

1986-87	Trojans	96-60	UA
	Trojans	96-57	USC
1987-88	Trojans	94-79	USC
	Trojans	92-69	UA
1988-89	Trojans	85-78	USC
	Wildcats	94-84	UA
1989-90	Wildcats	58-53	UA
	Trojans	65-64	OT USC
1990-91	Trojans	88-74	USC
	Trojans	81-68	UA
1991-92	Trojans	80-60	UA
	Trojans	71-68	USC
1992-93	Trojans	68-54	UA
	Trojans	78-62	USC
1993-94	Trojans	76-65	UA
	Trojans	85-63	USC
1994-95	Trojans	85-54	USC
	Trojans	71-63	UA
1995-96	Wildcats	87-72	USC
	Wildcats	78-73	UA
1996-97	Trojans	87-72	UA
	Wildcats	82-64	USC
1997-98	Wildcats	81-69	USC
	Wildcats	72-53	UA
1998-99	Wildcats	73-63	UA
	Wildcats	68-62	USC
1999-00	Wildcats	67-52	UA
	Trojans	80-68	USC
2000-01	Trojans	81-67	USC
	Wildcats	77-61	UA
2001-02	Wildcats	78-74	USC
	Trojans	71-64	UA
2002-03	Wildcats	79-76	UA
	Wildcats	78-64	USC
2003-04	Wildcats	75-64	UA
	Trojans	68-66	USC
2004-05	Trojans	54-67	USC
	Wildcats	87-74	UA
	Trojans	66-74	SJ(7)
2005-06	Trojans	76-60	USC
	Trojans	73-72	UA
2006-07	Trojans	77-68	USC
	Trojans	66-42	UA
2007-08	Trojans	77-70	UA
	Wildcats	64-62	USC
2008-09	Trojans	71-77	OT UA
	Wildcats	74-61	USC
2009-10	Trojans	81-78	OT USC
	Trojans	55-53	USC
2010-11	Trojans	81-72	USC
	Wildcats	84-74	UA
2011-12	Wildcats	72-61	USC(8)
	Trojans	72-67	UA
	Trojans	78-62	USC
2012-13	Trojans	74-57	USC
	Trojans	74-62	UA
2013-14	Trojans	54-45	UA
	Trojans	59-54	SEA(12)
2014-15	Trojans	77-51	USC
2015-16	Trojans	67-57	UA
	Wildcats	63-56	USC
2016-17	Trojans	58-54	UA
	Wildcats	67-62	USC
2017-18	Trojans	78-52	USC

ARIZONA vs. UTAH

Pac-12: Wildcats lead series, 7-6

2011-12	Utes	65-60	UA
	Utes	73-67	UTAH
2012-13	Wildcats	62-58	UTAH
	Wildcats	61-52	UA
	Utes	66-48	SEA(12)
2013-14	Wildcats	62-58	UTAH
	Wildcats	61-52	UA
2014-15	Wildcats	62-48	UTAH
	Wildcats	64-42	UA
2015-16	Utes	60-55	UTAH
2016-17	Wildcats	81-70	UTAH
2017-18	Utes	89-55	UTAH
	Utes	80-56	UA

ARIZONA vs. WASHINGTON

Pac-12: Huskies lead series, 42-21

1986-87	Huskies	82-60	UA
	Huskies	75-52	UA
1987-88	Huskies	95-44	UW
	Huskies	73-52	UA
1988-89	Huskies	72-60	UA
	Huskies	94-75	UW
1989-90	Huskies	88-63	UW
	Huskies	67-43	UA
1990-91	Huskies	94-71	UA
	Huskies	91-62	UW
1991-92	Huskies	86-61	UW
	Wildcats	78-70	UA
1992-93	Huskies	82-62	UW
	Huskies	72-69	UA
1993-94	Huskies	66-49	UA
	Huskies	79-76	UW
1994-95	Huskies	79-71	UW
	Huskies	71-68	UA
1995-96	Huskies	77-67	UW
	Wildcats	78-63	UA
1996-97	Wildcats	80-67	UA
	Huskies	76-59	UW
1997-98	Wildcats	93-62	UA
	Huskies	77-73	UW
1998-99	Huskies	73-63	UW
	Wildcats	84-58	UA
1999-00	Wildcats	96-85	UW
	Wildcats	96-81	UA
2000-01	Wildcats	88-72	UA
	Huskies	98-88	UW
2001-02	Wildcats	83-69	UA
	Huskies	77-73	UW
2002-03	Huskies	60-59	UW
	Wildcats	79-66	UA
2003-04	Wildcats	74-51	SJ(5)
	Wildcats	89-74	UA
	Wildcats	71-54	UW
	Wildcats	77-55	SJ(5)
2004-05	Wildcats	67-63	UW
	Huskies	60-64	UA
2005-06	Huskies	66-54	UA
	Huskies	91-73	UW
2006-07	Huskies	83-66	UW
	Huskies	79-64	UA
2007-08	Huskies	74-59	UW
	Huskies	60-58	UA
2008-09	Wildcats	65-61	UW
	Wildcats	72-62	UA
2009-10	Huskies	69-59	UW
	Wildcats	80-50	UA
2010-11	Wildcats	61-58	UA
	Wildcats	74-66	UW
2011-12	Huskies	77-48	UW
	Huskies	68-59	UA
2012-13	Huskies	76-65	UW
	Huskies	74-65	UA
2013-14	Huskies	55-52	UW
2014-15	Huskies	79-69	UW
2015-16	Huskies	63-47	UW
	Huskies	74-52	UA
2016-17	Huskies	90-73	UA
	Huskies	91-55	UW
2017-18	Wildcats	72-70	UA

ARIZONA vs. WASHINGTON STATE

Pac-12: Wildcats lead series, 35-28

1986-87	Wildcats	83-74	UA
	Cougars	70-67	WSU
1987-88	Cougars	90-62	WSU
	Cougars	70-52	UA
1988-89	Cougars	82-72	UA
	Wildcats	74-68	WSU
1989-90	Cougars	88-63	WSU
	Cougars	87-72	OT UA
1990-91	Cougars	70-65	UA
	Cougars	85-75	WSU
1991-92	Cougars	77-62	WSU
	Cougars	81-73	UA
1992-93	Wildcats	64-55	WSU
	Wildcats	72-64	UA
1993-94	Wildcats	82-71	UA
	Wildcats	71-68	WSU
1994-95	Cougars	78-72	WSU
	Cougars	83-65	UA
1995-96	Cougars	71-65	WSU
	Cougars	76-67	UA
1996-97	Wildcats	76-46	UA
	Wildcats	62-53	WSU
1997-98	Cougars	64-61	UA
	Wildcats	71-66	WSU
1998-99	Cougars	87-77	WSU
	Wildcats	85-64	UA
1999-00	Wildcats	83-68	WSU
	Wildcats	81-52	UA
2000-01	Wildcats	97-58	UA
	Cougars	93-86	WSU
2001-02	Wildcats	107-57	UA
	Wildcats	106-60	WSU
2002-03	Wildcats	86-65	WSU
	Wildcats	80-50	UA
2003-04	Wildcats	78-51	UA
	Wildcats	77-72	WSU
2004-05	Wildcats	54-51	WSU
	Wildcats	89-60	UA
2005-06	Wildcats	61-52	UA
	Cougars	84-77	WSU
2006-07	Wildcats	59-57	WSU
	Wildcats	55-51	UA
2007-08	Wildcats	73-63	WSU
	Cougars	67-54	UA
2008-09	Cougars	68-58	WSU
	Cougars	63-56	UA
	Wildcats	79-72	USC(6)
2009-10	Wildcats	67-60	WSU
	Wildcats	73-66	UA
	Wildcats	62-60	USC(6)
2010-11	Wildcats	64-58	UA
	Wildcats	78-61	WSU
2011-12	Cougars	78-68	WSU
	Wildcats	90-51	UA
2012-13	Wildcats	71-65	WSU
	Cougars	60-50	UA
2013-14	Cougars	61-59	WSU
2014-15	Cougars	81-70	WSU
2015-16	Cougars	67-46	WSU
	Cougars	62-61	UA
2016-17	Wildcats	56-55	UA
	Wildcats	70-62	WSU
2017-18	Cougars	78-60	WSU

ARIZONA STATE vs. CALIFORNIA

Pac-12: Series tied, 32-32

1986-87	Sun Devils	86-78	CAL
	Golden Bears	95-77	ASU
1987-88	Golden Bears	74-68	CAL
	Golden Bears	74-67	ASU
1988-89	Sun Devils	81-78	CAL
	Golden Bears	77-75	ASU
1989-90	Golden Bears	83-74	CAL
	Golden Bears	83-77	ASU
1990-91	Sun Devils	84-77	ASU
	Golden Bears	80-78	CAL
1991-92	Sun Devils	92-88	CAL
	Sun Devils	63-52	ASU
1992-93	Golden Bears	70-66	CAL
	Golden		

since becoming a member of the Pac-12

1993-94	Golden Bears	79-69	CAL
	Golden Bears	104-94	ASU
1994-95	Sun Devils	77-62	ASU
	Golden Bears	98-73	CAL
1995-96	Golden Bears	101-79	ASU
	Golden Bears	77-68	CAL
1996-97	Golden Bears	88-58	CAL
	Sun Devils	65-54	ASU
1997-98	Sun Devils	75-54	ASU
	Golden Bears	65-58	CAL
1998-99	Golden Bears	74-60	CAL
	Golden Bears	67-63	ASU
1999-00	Sun Devils	69-59	ASU
	Golden Bears	60-55	OT CAL
2000-01	Sun Devils	58-47	CAL
	Sun Devils	70-58	ASU
2001-02	Sun Devils	63-49	ASU
	Sun Devils	56-40	CAL
2002-03	Golden Bears	72-67	CAL
	Sun Devils	61-47	ASU
	Golden Bears	46-38	SJ(5)
2003-04	Sun Devils	56-52	CAL
	Sun Devils	62-43	ASU
2004-05	Sun Devils	66-57	ASU
	Sun Devils	76-59	CAL
2005-06	Golden Bears	66-64	CAL
	Sun Devils	62-43	ASU
2006-07	Sun Devils	74-58	CAL
	Sun Devils	66-54	ASU
	Sun Devils	60-53	SJ(5)
2007-08	Golden Bears	64-51	ASU
	Golden Bears	70-60	CAL
	Golden Bears	71-65	SJ(5)
2008-09	Golden Bears	54-53	ASU
	Sun Devils	63-41	CAL
2009-10	Sun Devils	63-61	CAL
	Sun Devils	57-50	ASU
	Golden Bears	60-50	USC(6)
2010-11	Golden Bears	67-55	CAL
	Sun Devils	45-44	ASU
	Golden Bears	48-43	USC(8)
2011-12	Golden Bears	67-62	ASU
2012-13	Golden Bears	66-53	CAL
2013-14	Sun Devils	68-59	ASU
	Golden Bears	74-63	CAL
2014-15	Sun Devils	67-52	CAL
	Golden Bears	50-49	ASU
2015-16	Sun Devils	57-49	ASU
	Sun Devils	64-49	CAL
	Golden Bears	75-64	SEA
2016-17	Sun Devils	72-62	OT ASU
	Sun Devils	54-45	CAL
2017-18	Sun Devils	80-71	ASU
	Sun Devils	57-42	CAL

ARIZONA STATE vs. COLORADO
Pac-12: Sun Devils lead series, 8-4

2011-12	Buffaloes	64-43	ASU
	Buffaloes	60-47	COLO
2012-13	Buffaloes	57-43	COLO
	Buffaloes	71-63	ASU
2013-14	Sun Devils	68-66	COLO
	Sun Devils	55-51	ASU
2014-15	Sun Devils	68-60	COLO
	Sun Devils	59-46	ASU
2015-16	Sun Devils	64-37	ASU
2016-17	Sun Devils	71-52	COLO
2017-18	Sun Devils	72-47	COLO
	Sun Devils	73-59	ASU

ARIZONA STATE vs. OREGON
Pac-12: Sun Devils lead series, 33-29

1986-87	Ducks	84-70	UO
	Ducks	83-82	OT ASU
1987-88	Sun Devils	70-60	ASU
	Ducks	73-61	UO
1988-89	Ducks	89-75	UO
	Ducks	75-74	ASU
1989-90	Sun Devils	81-68	ASU
	Ducks	83-72	UO
1990-91	Ducks	81-77	UO
	Ducks	69-67	ASU

1991-92	Ducks	78-72	ASU
	Sun Devils	89-76	UO
1992-93	Sun Devils	79-42	ASU
	Sun Devils	77-63	UO
1993-94	Ducks	73-59	UO
	Ducks	97-84	ASU
1994-95	Sun Devils	79-77	ASU
	Ducks	83-44	UO
1995-96	Ducks	72-52	ASU
	Ducks	64-51	UO
1996-97	Ducks	74-62	UO
	Ducks	65-45	ASU
1997-98	Ducks	100-61	UO
	Ducks	69-67	OT ASU
1998-99	Ducks	68-52	ASU
	Ducks	58-53	UO
1999-00	Ducks	64-51	UO
	Ducks	67-56	ASU
2000-01	Sun Devils	73-63	ASU
	Ducks	63-56	UO
2001-02	Sun Devils	86-72	UO
	Sun Devils	69-58	ASU
	Sun Devils	64-58	UO(3)
2002-03	Sun Devils	76-63	ASU
	Ducks	68-52	UO
2003-04	Sun Devils	69-67	UO
	Sun Devils	48-47	ASU
2004-05	Sun Devils	74-65	ASU
	Ducks	59-66	UO
	Sun Devils	54-47	SJ(5)
2005-06	Sun Devils	44-43	ASU
	Sun Devils	62-52	UO
2006-07	Sun Devils	80-70	UO
	Sun Devils	61-48	ASU
2007-08	Sun Devils	63-50	UO
	Sun Devils	52-51	ASU
2008-09	Sun Devils	81-53	UO
	Sun Devils	68-56	ASU
2009-10	Sun Devils	73-68	ASU
	Ducks	82-81	UO
2010-11	Sun Devils	86-67	ASU
	Sun Devils	75-66	UO
2011-12	Sun Devils	53-49	UO
2012-13	Sun Devils	60-45	ASU
2013-14	Sun Devils	97-94	ASU
	Ducks	98-90	UO
2014-15	Sun Devils	70-58	ASU
	Sun Devils	72-52	UO
2015-16	Sun Devils	63-58	UO
2016-17	Sun Devils	68-63	ASU
2017-18	Ducks	74-64	UO
	Ducks	57-44	ASU

ARIZONA STATE vs. OREGON STATE
Pac-12: Sun Devils lead series, 36-27

1986-87	Beavers	90-72	OSU
	Beavers	75-58	ASU
1987-88	Beavers	66-61	ASU
	Beavers	64-61	OSU
1988-89	Beavers	78-60	OSU
	Beavers	65-62	ASU
1989-90	Sun Devils	66-57	ASU
	Sun Devils	60-58	OSU
1990-91	Beavers	80-69	OSU
	Sun Devils	81-64	ASU
1991-92	Sun Devils	71-69	ASU
	Sun Devils	72-69	OSU
1992-93	Sun Devils	79-66	ASU
	Beavers	81-71	OSU
1993-94	Beavers	78-71	OSU
	Beavers	82-70	ASU
1994-95	Beavers	77-42	ASU
	Beavers	92-49	OSU
1995-96	Beavers	74-54	ASU
	Beavers	73-62	OSU
1996-97	Beavers	70-59	OSU
	Sun Devils	88-74	ASU
1997-98	Sun Devils	85-79	OSU
	Sun Devils	69-49	ASU
1998-99	Sun Devils	57-53	ASU
	Sun Devils	77-65	OSU

1999-00	Beavers	66-55	OSU
	Sun Devils	75-58	ASU
2000-01	Sun Devils	58-51	ASU
	Beavers	72-64	OSU
2001-02	Beavers	77-70	OSU
	Sun Devils	71-65	ASU
2002-03	Sun Devils	70-58	ASU
	Beavers	70-45	OSU
2003-04	Sun Devils	63-56	OSU
	Sun Devils	73-60	ASU
2004-05	Sun Devils	50-38	ASU
	Sun Devils	66-56	OSU
2005-06	Sun Devils	69-51	ASU
	Sun Devils	77-67	OSU
	Sun Devils	74-66	SJ(5)
2006-07	Sun Devils	59-43	OSU
	Sun Devils	78-63	ASU
2007-08	Sun Devils	69-60	OSU
	Sun Devils	66-42	ASU
2008-09	Sun Devils	61-36	OSU
	Sun Devils	65-54	ASU
2009-10	Sun Devils	56-47	ASU
	Sun Devils	62-49	OSU
2010-11	Sun Devils	49-46	ASU
	Sun Devils	59-54	OSU
	Sun Devils	50-44	USC(8)
2011-12	Beavers	56-51	OSU
2012-13	Sun Devils	66-55	ASU
2013-14	Sun Devils	64-62	ASU
	Beavers	66-43	OSU
2014-15	Beavers	68-57	ASU
	Beavers	70-64	OSU
2015-16	Beavers	67-44	OSU
2016-17	Beavers	54-45	ASU
2017-18	Beavers	57-54	OSU
	Beavers	64-60	ASU
	Sun Devils	57-51	SEA

ARIZONA STATE vs. STANFORD
Pac-12: Cardinal leads series, 57-10

1986-87	Cardinal	92-77	STAN
	Sun Devils	81-71	ASU
1987-88	Cardinal	84-66	STAN
	Cardinal	84-79	ASU
1988-89	Cardinal	87-68	STAN
	Cardinal	108-72	ASU
1989-90	Cardinal	90-63	STAN
	Cardinal	106-64	ASU
1990-91	Cardinal	79-65	ASU
	Cardinal	109-61	STAN
1991-92	Cardinal	89-66	STAN
	Sun Devils	77-65	ASU
1992-93	Cardinal	85-80	STAN
	Cardinal	86-76	ASU
1993-94	Cardinal	113-61	STAN
	Cardinal	85-59	ASU
1994-95	Cardinal	83-59	ASU
	Cardinal	102-52	STAN
1995-96	Cardinal	88-71	ASU
	Cardinal	79-63	STAN
1996-97	Cardinal	96-64	STAN
	Cardinal	81-62	ASU
1997-98	Cardinal	81-54	ASU
	Cardinal	90-71	STAN
1998-99	Cardinal	72-58	STAN
	Cardinal	81-61	ASU
1999-00	Sun Devils	74-68	ASU
	Cardinal	91-67	STAN
2000-01	Cardinal	92-64	STAN
	Cardinal	51-49	ASU
2001-02	Cardinal	75-66	STAN
	Cardinal	62-48	ASU
	Sun Devils	70-63	UO(3)
2002-03	Cardinal	80-63	STAN
	Cardinal	63-53	ASU
2003-04	Cardinal	60-46	STAN
	Sun Devils	73-53	ASU
2004-05	Cardinal	57-68	STAN
	Cardinal	53-67	STAN
	Cardinal	42-56	SJ(5)
2005-06	Cardinal	84-78	STAN
	Sun Devils	62-59	ASU

2006-07	Cardinal	77-71	STAN
	Cardinal	73-65	OT ASU
	Cardinal	62-55	SJ(5)
2007-08	Cardinal	60-56	ASU
	Cardinal	79-57	STAN
2008-09	Cardinal	54-53	ASU
	Cardinal	77-68	STAN
2009-10	Cardinal	71-48	STAN
	Cardinal	62-43	ASU
2010-11	Cardinal	82-35	STAN
	Cardinal	72-54	ASU
2011-12	Cardinal	62-49	ASU
	Cardinal	52-43	LA(11)
2012-13	Cardinal	69-45	STAN
2013-14	Cardinal	70-58	ASU
	Cardinal	61-35	STAN
2014-15	Sun Devils	60-57	STAN
	Sun Devils	53-52	ASU
2015-16	Sun Devils	49-31	ASU
	Sun Devils	63-61	OT STAN
2016-17	Cardinal	64-57	ASU
	Cardinal	66-56	STAN
2017-18	Sun Devils	73-66	ASU
	Cardinal	74-50	STAN
	Cardinal	58-46	SEA

ARIZONA STATE vs. UCLA
Pac-12: Bruins lead series, 42-24

1986-87	Bruins	85-78	ASU
	Bruins	88-77	UCLA
1987-88	Bruins	71-64	UCLA
	Bruins	83-62	ASU
1988-89	Bruins	85-81	UCLA
	Sun Devils	86-73	ASU
1989-90	Bruins	77-67	ASU
	Bruins	90-75	UCLA
1990-91	Bruins	81-68	UCLA
	Sun Devils	70-65	ASU
1991-92	Bruins	88-72	ASU
	Sun Devils	99-91	UCLA
1992-93	Bruins	81-63	ASU
	Bruins	72-71	UCLA
1993-94	Bruins	84-59	ASU
	Bruins	93-81	UCLA
1994-95	Bruins	85-64	UCLA
	Bruins	88-63	ASU
1995-96	Bruins	84-74	UCLA
	Sun Devils	71-70	ASU
1996-97	Sun Devils	66-65	ASU
	Bruins	91-61	UCLA
1997-98	Bruins	95-73	UCLA
	Bruins	80-62	ASU
1998-99	Bruins	98-85	ASU
	Bruins	64-61	UCLA
1999-00	Bruins	76-55	ASU
	Bruins	56-47	UCLA
2000-01	Sun Devils	78-68	UCLA
	Sun Devils	78-60	ASU
2001-02	Sun Devils	70-57	UCLA
	Sun Devils	64-42	ASU
2002-03	Bruins	60-58	ASU
	Bruins	71-62	UCLA
2003-04	Sun Devils	73-58	ASU
	Bruins	73-64	UCLA
	Bruins	70-50	SJ(5)
2004-05	Sun Devils	44-42	UCLA
	Sun Devils	80-59	ASU
	Sun Devils	73-71	SJ(5)
2005-06	Bruins	77-69	UCLA
	Sun Devils	87-70	ASU
	Bruins	60-59	SJ(5)
2006-07	Sun Devils	92-52	ASU
	Sun Devils	80-69	UCLA
	Sun Devils	74-64	SJ(5)
2007-08	Sun Devils	62-60	ASU
	Sun Devils	73-67	UCLA
2008-09	Sun Devils	68-44	ASU
	Sun Devils	69-66	UCLA
2009-10	Bruins	74-56	ASU
	Bruins	63-59	UCLA
2010-11	Bruins	70-60	UCLA
	Bruins	61-45	ASU

2011-12	Bruins	64-48	ASU
	Bruins	53-38	UCLA
2012-13	Bruins	54-50	UCLA
	Bruins	58-50	ASU
2013-14	Sun Devils	59-57	ASU
2014-15	Sun Devils	68-56	UCLA
2015-16	Sun Devils	65-61	ASU
	Bruins	74-61	UCLA
2016-17	Bruins	69-60	UCLA
	Bruins	55-52	UA
	Bruins	77-68	SEA
2017-18	Bruins	71-63	UCLA

ARIZONA STATE vs. USC

Pac-12: Trojans lead series, 40-24

1986-87	Trojans	87-62	ASU
	Trojans	93-66	USC
1987-88	Trojans	93-77	USC
	Trojans	87-82	ASU
1988-89	Trojans	78-58	USC
	Trojans	70-68	ASU
1989-90	Trojans	82-78	ASU
	Trojans	55-54	USC
1990-91	Trojans	84-67	USC
	Trojans	84-68	ASU
1991-92	Sun Devils	63-62	ASU
	Trojans	98-65	USC
1992-93	Trojans	86-72	ASU
	Sun Devils	64-55	USC
1993-94	Trojans	87-81	ASU
	Trojans	105-67	USC
1994-95	Trojans	91-44	USC
	Trojans	77-65	ASU
1995-96	Trojans	73-61	USC
	Trojans	98-56	ASU
1996-97	Trojans	82-55	ASU
	Trojans	77-63	USC
1997-98	Trojans	68-55	USC
	Trojans	75-62	ASU
1998-99	Trojans	67-54	ASU
	Sun Devils	70-58	USC
1999-00	Sun Devils	78-74	OT USC
	Trojans	76-70	USC
2000-01	Sun Devils	67-57	USC
	Sun Devils	67-65	ASU
2001-02	Trojans	68-49	USC
	Sun Devils	67-60	ASU
2002-03	Trojans	58-53	ASU
	Trojans	64-56	USC
2003-04	Trojans	68-65	ASU
	Trojans	65-50	USC
2004-05	Trojans	45-66	USC
	Sun Devils	49-46	ASU
2005-06	Trojans	58-50	USC
	Sun Devils	79-72	ASU
2006-07	Sun Devils	62-54	ASU
	Sun Devils	68-57	USC
2007-08	Sun Devils	66-63	ASU
	Sun Devils	65-57	USC
2008-09	Sun Devils	83-71	ASU
	Sun Devils	72-69	USC
	Trojans	75-70	USC(6)
2009-10	Trojans	60-56	USC
	Trojans	62-52	ASU
2010-11	Sun Devils	62-61	USC
	Sun Devils	69-55	ASU
2011-12	Trojans	60-48	USC
	Trojans	59-53	ASU
2012-13	Sun Devils	60-53	USC
	Trojans	67-60	ASU
2013-14	Sun Devils	94-86	OT ASU
	Trojans	59-57	SEA(12)
2014-15	Sun Devils	94-86	OT ASU
	Trojans	59-57	SEA(12)
2015-16	Sun Devils	69-68	ASU
	Sun Devils	50-45	USC
2016-17	Trojans	65-50	USC
	Sun Devils	69-62	ASU
2017-18	Trojans	77-62	USC

ARIZONA STATE vs. UTAH

Pac-12: Sun Devils lead series, 9-3

2011-12	Sun Devils	59-51	ASU
	Utes	50-46	UTAH
2012-13	Utes	54-46	ASU
2013-14	Sun Devils	65-62	UTAH
	Sun Devils	60-40	ASU
2014-15	Sun Devils	58-48	ASU
	Sun Devils	46-42	ASU
2015-16	Sun Devils	80-60	ASU
2016-17	Sun Devils	66-44	UTAH
	Sun Devils	72-54	SEA
2017-18	Sun Devils	83-81	UTAH
	Utes	58-56	ASU

ARIZONA STATE vs. WASHINGTON

Pac-12: Huskies lead series, 31-29

1986-87	Sun Devils	78-64	ASU
	Huskies	85-63	UW
1987-88	Huskies	103-49	UW
	Huskies	80-65	ASU
1988-89	Huskies	77-67	ASU
	Huskies	92-77	UW
1989-90	Huskies	81-59	UW
	Huskies	73-60	ASU
1990-91	Huskies	71-54	ASU
	Huskies	82-61	UW
1991-92	Huskies	66-59	UW
	Huskies	68-66	ASU
1992-93	Sun Devils	82-77	UW
	Sun Devils	74-61	ASU
1993-94	Huskies	69-56	ASU
	Huskies	87-78	UW
1994-95	Huskies	82-37	UW
	Huskies	93-54	ASU
1995-96	Sun Devils	81-77	ASU
	Sun Devils	87-72	ASU
1996-97	Huskies	81-73	ASU
	Huskies	68-59	UW
1997-98	Sun Devils	77-76	ASU
	Huskies	62-39	UW
1998-99	Huskies	86-54	UW
	Sun Devils	72-69	OT ASU
1999-00	Huskies	78-76	UW
	Sun Devils	74-53	ASU
2000-01	Huskies	66-62	ASU
	Huskies	79-60	UW
2001-02	Sun Devils	66-61	ASU
	Huskies	68-50	UW
2002-03	Huskies	69-56	UW
	Sun Devils	62-56	ASU
2003-04	Sun Devils	84-81	OT ASU
	Huskies	63-55	UW
2004-05	Huskies	55-63	UW
	Sun Devils	69-48	ASU
2005-06	Sun Devils	64-51	ASU
	Sun Devils	67-61	UW
2006-07	Sun Devils	88-83	ASU
	Sun Devils	75-64	UW
2007-08	Sun Devils	68-62	UW
	Sun Devils	69-53	ASU
	Sun Devils	83-64	SJ(6)
2008-09	Sun Devils	80-64	UW
	Sun Devils	55-32	ASU
2009-10	Huskies	62-56	UW
	Sun Devils	67-61	OT ASU
2010-11	Sun Devils	52-49	ASU
	Sun Devils	71-63	UW
2011-12	Sun Devils	57-53	UW
	Sun Devils	47-41	ASU
2012-13	Huskies	77-74	UW
	Huskies	74-61	ASU
2013-14	Huskies	78-60	UW
2014-15	Sun Devils	62-48	ASU
2015-16	Sun Devils	68-61	UW
	Sun Devils	77-57	ASU
2016-17	Huskies	65-54	ASU
	Huskies	70-57	UW
2017-18	Sun Devils	61-41	ASU

ARIZONA STATE vs. WASHINGTON STATE

Pac-12: Sun Devils lead series, 45-18

1986-87	Sun Devils	95-83	OT ASU
	Cougars	75-62	WSU
1987-88	Sun Devils	82-79	WSU
	Sun Devils	86-69	ASU
1988-89	Sun Devils	88-79	ASU
	Cougars	71-60	WSU
1989-90	Cougars	92-80	WSU
	Cougars	67-66	ASU
1990-91	Sun Devils	82-73	ASU
	Cougars	69-58	WSU
1991-92	Cougars	80-78	WSU
	Sun Devils	86-61	ASU
1992-93	Sun Devils	70-59	WSU
	Sun Devils	88-68	ASU
1993-94	Sun Devils	*	ASU
	Sun Devils	77-76	WSU
1994-95	Cougars	82-70	WSU
	Cougars	74-66	ASU
1995-96	Cougars	93-77	WSU
	Sun Devils	88-80	ASU
1996-97	Cougars	86-78	ASU
	Cougars	84-70	WSU
1997-98	Sun Devils	80-60	ASU
	Sun Devils	79-70	WSU
1998-99	Sun Devils	63-54	WSU
	Sun Devils	80-66	ASU
1999-00	Sun Devils	64-54	WSU
	Sun Devils	73-53	ASU
2000-01	Sun Devils	83-70	ASU
	Sun Devils	74-72	WSU
2001-02	Sun Devils	68-40	ASU
	Sun Devils	75-56	WSU
2002-03	Sun Devils	66-58	WSU
	Sun Devils	70-52	ASU
2003-04	Sun Devils	68-66	ASU
	Cougars	75-72	WSU
2004-05	Sun Devils	67-39	WSU
	Sun Devils	59-40	ASU
2005-06	Sun Devils	72-42	ASU
	Sun Devils	75-65	WSU
2006-07	Sun Devils	89-44	ASU
	Sun Devils	66-41	WSU
2007-08	Sun Devils	59-40	WSU
	Sun Devils	59-30	ASU
2008-09	Sun Devils	66-47	WSU
	Sun Devils	55-32	ASU
2009-10	Sun Devils	64-59	WSU
	Cougars	66-62	ASU
2010-11	Cougars	70-65	ASU
	Sun Devils	55-47	WSU
2011-12	Sun Devils	63-46	WSU
	Sun Devils	47-42	ASU
2012-13	Cougars	77-65	WSU
	Cougars	54-43	ASU
	Cougars	48-41	SEA(12)
2013-14	Cougars	85-78	WSU
2014-15	Sun Devils	78-64	ASU
	Sun Devils	67-48	WSU
2015-16	Sun Devils	63-45	WSU
	Sun Devils	61-39	ASU
2016-17	Sun Devils	68-49	ASU
	Sun Devils	61-58	WSU
2017-18	Sun Devils	77-51	ASU

*Game forfeited by Washington State due to illness

CALIFORNIA vs. COLORADO

Pac-12: Golden Bears lead series, 11-2

2011-12	Golden Bears	68-55	COLO
	Golden Bears	64-43	CAL
	Golden Bears	68-59	USC(10)
2012-13	Golden Bears	53-49	COLO
	Golden Bears	59-56	CAL
2013-14	Golden Bears	57-55	COLO
2014-15	Golden Bears	75-59	CAL
	Golden Bears	59-46	COLO
2015-16	Golden Bears	64-35	CAL
	Buffaloes	78-57	COLO
2016-17	Golden Bears	65-53	COLO
	Buffaloes	64-59	CAL
2017-18	Golden Bears	78-76	CAL

CALIFORNIA vs. OREGON

Pac-12: Ducks lead series, 34-30

1986-87	Ducks	94-70	UO
	Golden Bears	87-84	CAL
1987-88	Ducks	94-83	CAL
	Ducks	90-71	UO
1988-89	Ducks	94-64	UO
	Golden Bears	83-80	CAL
1989-90	Ducks	73-65	UO
	Golden Bears	79-72	CAL
1990-91	Golden Bears	94-67	CAL
	Ducks	64-57	UO
1991-92	Golden Bears	84-75	UO
	Golden Bears	85-75	CAL
1992-93	Golden Bears	75-63	UO
	Golden Bears	90-74	CAL
1993-94	Ducks	91-69	CAL
	Ducks	75-36	UO
1994-95	Ducks	77-59	UO
	Ducks	89-73	CAL
1995-96	Ducks	73-56	UO
	Ducks	73-54	CAL
1996-97	Ducks	68-64	CAL
	Ducks	71-42	UO
1997-98	Ducks	68-66	UO
	Ducks	82-66	CAL
1998-99	Ducks	64-49	UO
	Ducks	80-57	CAL
1999-00	Ducks	67-51	CAL
	Ducks	75-63	UO
2000-01	Ducks	86-56	UO
	Golden Bears	68-57	CAL
2001-02	Ducks	65-53	CAL
	Ducks	76-43	UO
2002-03	Ducks	70-67	UO
	Ducks	54-52	CAL
2003-04	Golden Bears	61-57	CAL
	Ducks	77-62	UO
2004-05	Golden Bears	82-57	SJ (5)
	Ducks	50-81	UO
2005-06	Ducks	51-58	CAL
	Ducks	70-41	UO
2006-07	Golden Bears	49-39	CAL
	Golden Bears	65-56	CAL
2007-08	Golden Bears	62-42	UO
	Golden Bears	63-51	SJ (5)
2007-08	Golden Bears	61-52	CAL
	Golden Bears	53-34	CAL
2008-09	Golden Bears	67-60	SJ (5)
	Golden Bears	65-50	UO
	Golden Bears	84-42	CAL
2009-10	Golden Bears	72-62	UO
	Golden Bears	79-73	CAL
2010-11	Golden Bears	71-57	UO (4)
	Golden Bears	81-65	UO
	Ducks	60-46	CAL
2011-12	Golden Bears	90-67	CAL
	Golden Bears	83-71	ORE
2012-13	Golden Bears	72-45	ORE
2013-14	Golden Bears	101-98	OT CAL
2014-15	Golden Bears	74-59	ORE
2015-16	Ducks	69-59	UO
	Golden Bears	65-54	CAL
2016-17	Ducks	69-66	CAL
	Golden Bears	55-49	UO
2017-18	Ducks	91-54	UO

CALIFORNIA vs. OREGON STATE

Pac-12: Golden Bears lead series, 33-27

1986-87	Beavers	69-67	OSU
	Golden Bears	94-71	CAL
1987-88	Golden Bears	66-58	CAL
	Golden Bears	79-75	OT OSU
1988-89	Beavers	64-59	OSU
	Golden Bears	70-60	CAL
1989-90	Golden Bears	76-65	OSU
	Golden Bears	83-72	CAL
1990-91	Golden Bears	89-70	CAL
	Beavers	72-59	OSU
1991-92	Golden Bears	78-71	OSU

since becoming a member of the Pac-12

1993-94	Beavers	90-75	CAL
	Beavers	88-79	OSU
1994-95	Beavers	101-76	OSU
	Golden Bears	77-75	CAL
1995-96	Beavers	93-70	OSU
	Beavers	88-76	CAL
1996-97	Golden Bears	62-57	CAL
	Beavers	81-67	OSU
1997-98	Golden Bears	77-64	CAL
	Beavers	73-69	OSU
1998-99	Beavers	54-52	OSU
	Golden Bears	63-58	CAL
1999-00	Beavers	53-50	CAL
	Beavers	52-33	OSU
2000-01	Golden Bears	79-72	OSU
	Golden Bears	72-60	CAL
2001-02	Beavers	80-52	CAL
	Beavers	74-69	OT OSU
2002-03	Beavers	68-37	OSU
	Golden Bears	70-55	CAL
2003-04	Beavers	70-67	OSU
	Golden Bears	66-57	OSU
2004-05	Beavers	77-71	OSU
	Golden Bears	74-62	CAL
2005-06	Golden Bears	71-50	OSU
	Beavers	63-55	CAL
2006-07	Golden Bears	63-57	CAL
	Golden Bears	67-61	2OT OSU
2007-08	Golden Bears	61-45	CAL
	Golden Bears	56-45	OSU
2008-09	Golden Bears	77-72	OSU
	Golden Bears	62-40	CAL
2009-10	Golden Bears	79-75	2OT OSU
	Golden Bears	66-62	CAL
2010-11	Golden Bears	60-47	OSU
	Golden Bears	58-49	CAL
2011-12	Golden Bears	73-56	CAL
	Golden Bears	75-68	OSU
2012-13	Golden Bears	60-38	OSU
2013-14	Golden Bears	72-63	CAL
2014-15	Beavers	73-55	CAL
2015-16	Beavers	70-48	OSU
	Beavers	54-44	CAL
2016-17	Beavers	66-56	CAL
	Beavers	71-56	OSU
	Beavers	65-49	SEA
2017-18	Beavers	68-48	OSU

**CALIFORNIA vs. STANFORD
Pac-12: Cardinal leads series, 60-8**

1986-87	Cardinal	77-59	STAN
	Golden Bears	84-68	CAL
1987-88	Cardinal	95-71	CAL
	Cardinal	94-79	STAN
1988-89	Cardinal	77-59	STAN
	Cardinal	87-79	CAL
1989-90	Cardinal	87-60	CAL
	Cardinal	112-84	STAN
1990-91	Cardinal	113-79	STAN
	Cardinal	93-80	CAL
1991-92	Golden Bears	74-65	CAL
	Cardinal	83-81	STAN
1992-93	Cardinal	89-63	STAN
	Golden Bears	64-59	CAL
1993-94	Cardinal	92-75	CAL
	Cardinal	111-64	STAN
1994-95	Cardinal	99-65	STAN
	Cardinal	91-67	CAL
1995-96	Cardinal	80-55	CAL
	Cardinal	87-36	STAN
1996-97	Cardinal	95-44	STAN
	Cardinal	82-50	CAL
1997-98	Cardinal	72-52	CAL
	Cardinal	79-51	STAN
1998-99	Cardinal	80-67	STAN
	Cardinal	77-67	CAL
1999-00	Cardinal	83-57	STAN
	Cardinal	81-56	CAL
2000-01	Cardinal	63-56	CAL
	Golden Bears	82-73	STAN
2001-02	Cardinal	79-52	STAN
	Cardinal	79-51	CAL

2002-03	Cardinal	72-48	STAN
	Cardinal	53-50	CAL
	Cardinal	60-35	SJ(5)
2003-04	Cardinal	63-53	CAL
	Cardinal	61-53	STAN
	Cardinal	80-55	SJ(6)
2004-05	Cardinal	53-88	STAN
	Cardinal	50-91	CAL
	Cardinal	40-81	SJ(7)
2005-06	Cardinal	87-75	STAN
	Cardinal	55-46	CAL
2006-07	Cardinal	69-44	CAL
	Golden Bears	72-57	STAN
2007-08	Cardinal	72-52	STAN
	Cardinal	60-58	CAL
	Cardinal	56-35	SJ(5)
2008-09	Golden Bears	57-54	CAL
	Cardinal	58-41	STAN
2009-10	Cardinal	79-58	STAN
	Cardinal	63-48	CAL
	Cardinal	64-44	USC(6)
2010-11	Cardinal	78-45	CAL
	Cardinal	75-51	STAN
2011-12	Cardinal	74-71	STAN
	Cardinal	86-61	CAL
	Cardinal	77-62	LA(11)
2012-13	Cardinal	62-53	CAL
	Golden Bears	67-55	STAN
2013-14	Cardinal	70-64	STAN
	Cardinal	79-64	CAL
2014-15	Cardinal	59-47	CAL
	Golden Bears	63-63	CAL
	Cardinal	61-60	SEA
2015-16	Cardinal	53-46	STAN
	Cardinal	60-55	STAN
2016-17	Cardinal	72-66	CAL
	Cardinal	72-54	STAN
2017-19	Cardinal	74-69	STAN
	Golden Bears	78-66	CAL

**CALIFORNIA vs. UCLA
Pac-12: Bruins lead series, 46-20**

1986-87	Bruins	77-72	CAL
	Bruins	92-80	UCLA
1987-88	Bruins	75-50	UCLA
	Golden Bears	71-68	UCLA
	Bruins	81-63	CAL
	Bruins	72-57	UCLA
1988-89	Golden Bears	92-82	CAL
1989-90	Bruins	70-68	UCLA
	Bruins	80-66	CAL
1990-91	Bruins	102-83	CAL
	Bruins	96-78	UCLA
1991-92	Golden Bears	74-71	CAL
	Bruins	101-87	UCLA
1993-93	Golden Bears	78-70	CAL
	Bruins	85-68	UCLA
1993-94	Bruins	79-56	UCLA
	Bruins	90-85	CAL
1994-95	Golden Bears	97-84	CAL
	Bruins	87-67	UCLA
1995-96	Bruins	74-65	CAL
	Bruins	71-66	UCLA
1996-97	Bruins	74-65	UCLA
	Bruins	82-56	CAL
1997-98	Bruins	74-53	UCLA
	Bruins	86-54	CAL
1998-99	Bruins	87-62	CAL
	Bruins	76-61	UCLA
1999-00	Bruins	74-67	CAL
	Golden Bears	61-53	UCLA
2000-01	Golden Bears	58-57	UCLA
	Golden Bears	83-59	CAL
2001-02	Bruins	64-48	CAL
	Bruins	58-48	UCLA
	Bruins	46-42	UO(3)
2002-03	Golden Bears	69-61	UCLA
	Bruins	72-54	CAL
2003-04	Bruins	67-66	UCLA
	Bruins	97-69	CAL
2004-05	Bruins	70-85	CAL
	Bruins	61-73	UCLA

2005-06	Golden Bears	65-58	CAL
	Bruins	90-87	OT UCLA
	Bruins	80-63	SJ(5)
2006-07	Bruins	77-68	OT UCLA
	Golden Bears	88-69	CAL
2007-08	Golden Bears	73-70	OT UCLA
	Golden Bears	67-53	CAL
2008-09	Golden Bears	64-48	CAL
	Bruins	71-56	UCLA
2009-10	Bruins	57-46	UCLA
	Bruins	44-32	CAL
2010-11	Bruins	65-56	CAL
	Bruins	63-48	UCLA
	Bruins	63-50	LA(9)
2011-12	Bruins	60-55	UCLA
	Golden Bears	67-58	CAL
2012-13	Golden Bears	70-65	CAL
	Golden Bears	79-51	UCLA
2013-14	Golden Bears	69-53	CAL
	Golden Bears	77-72	UCLA
2014-15	Golden Bears	72-57	UCLA
	Golden Bears	70-64	CAL
2015-16	Golden Bears	108-104	2OT CAL
	Bruins	75-56	UCLA
	Bruins	73-67	SEA
2016-17	Bruins	80-77	SEA
2017-18	Bruins	82-46	CAL
	Bruins	60-52	CAL
	Bruins	77-74	SEA

**CALIFORNIA vs. USC
Pac-12: Trojans lead series, 33-31**

1986-87	Golden Bears	102-85	CAL
	Trojans	105-63	USC
1987-88	Trojans	98-66	USC
	Trojans	99-97	OT CAL
1988-89	Golden Bears	83-61	USC
	Golden Bears	115-106	CAL
1989-90	Golden Bears	55-50	USC
	Golden Bears	58-52	CAL
1990-91	Golden Bears	92-66	CAL
	Trojans	74-48	USC
1991-92	Golden Bears	77-70	CAL
	Trojans	68-62	USC
1992-93	Golden Bears	68-55	CAL
	Trojans	76-71	OT USC
1993-94	Trojans	97-60	USC
	Trojans	99-81	CAL
1994-95	Trojans	90-71	CAL
	Trojans	87-82	USC
1995-96	Trojans	87-80	OT CAL
	Trojans	89-71	USC
1996-97	Trojans	91-57	USC
	Trojans	66-63	CAL
1997-98	Trojans	59-50	USC
	Trojans	62-50	CAL
1998-99	Golden Bears	61-51	CAL
	Trojans	76-71	USC
1999-00	Golden Bears	81-64	CAL
	Trojans	81-78	USC
2000-01	Golden Bears	61-55	USC
	Trojans	83-59	CAL
2001-02	Trojans	69-53	CAL
	Trojans	68-58	USC
2002-03	Trojans	83-62	USC
	Golden Bears	60-50	CAL
2003-04	Trojans	67-47	USC
	Golden Bears	68-59	CAL
2004-05	Trojans	71-76	USC
	Trojans	69-103	CAL
2005-06	Golden Bears	73-68	CAL
	Golden Bears	72-67	USC
2006-07	Golden Bears	62-53	USC
	Golden Bears	86-79	OT CAL
2007-08	Golden Bears	57-52	USC
	Golden Bears	60-55	OT CAL
2008-09	Golden Bears	73-71	CAL
	Golden Bears	66-64	USC
	Trojans	69-67	USC(6)
2009-10	Trojans	67-64	USC
	Golden Bears	61-55	CAL

2010-11	Golden Bears	82-71	CAL
	Trojans	80-67	USC
2011-12	Trojans	74-54	USC
	Trojans	76-75	OT CAL
2012-13	Golden Bears	71-63	OT CAL
	Golden Bears	72-64	USC
	Golden Bears	78-59	SEA(12)
2013-14	Trojans	70-77	CAL
	Golden Bears	76-67	USC
2014-15	Golden Bears	67-53	USC
	Trojans	65-54	CAL
2015-16	Trojans	61-47	USC
2016-17	Golden Bears	63-56	CAL
	Golden Bears	71-58	SEA
2017-18	Golden Bears	76-64	CAL
	Golden Bears	62-59	USC

**CALIFORNIA vs. UTAH
Pac-12: Golden Bears lead series, 7-4**

2011-12	Golden Bears	63-56	UTAH
	Golden Bears	60-46	CAL
2012-13	Golden Bears	71-54	CAL
2013-14	Golden Bears	68-59	UTAH
2014-15	Golden Bears	67-49	CAL
2015-16	Utah	84-79	CAL
	Utah	72-66	UTAH
	Golden Bears	66-63	SEA
2016-17	Utah	63-57	UTAH
	Utah	73-64	CAL
2017-18	Golden Bears	84-73	CAL

**CALIFORNIA vs. WASHINGTON
Pac-12: Huskies lead series, 42-21**

1986-87	Huskies	84-74	UW
	Golden Bears	92-84	CAL
1987-88	Huskies	89-70	UW
	Huskies	97-74	CAL
1988-89	Huskies	58-55	CAL
	Huskies	78-68	UW
1989-90	Huskies	69-64	CAL
	Huskies	81-61	UW
1990-91	Huskies	78-57	UW
	Huskies	81-58	CAL
1991-92	Golden Bears	67-66	UW
	Golden Bears	66-55	CAL
1992-93	Huskies	62-61	UW
	Huskies	73-66	CAL
1993-94	Huskies	95-70	UW
	Huskies	88-70	CAL
1994-95	Huskies	70-61	CAL
	Huskies	89-69	UW
1995-96	Huskies	82-69	CAL
	Huskies	93-58	UW
1996-97	Huskies	67-56	UW
	Huskies	85-62	CAL
1997-98	Huskies	72-51	CAL
	Huskies	83-78	OT UW
1998-99	Huskies	71-49	UW
	Golden Bears	58-56	CAL
1999-00	Golden Bears	72-59	UW
	Golden Bears	51-49	CAL
2000-01	Huskies	69-68	CAL
	Huskies	78-71	UW
2001-02	Huskies	85-46	UW
	Huskies	64-53	CAL
2002-03	Huskies	76-59	CAL
	Huskies	74-54	UW
2003-04	Huskies	65-54	UW
	Huskies	72-67	CAL
2004-05	Huskies	52-65	CAL
	Huskies	76-80	UW
2005-06	Huskies	62-55	UW
	Golden Bears	81-58	CAL
2006-07	Golden Bears	72-49	UW
	Huskies	79-76	OT CAL
2007-08	Golden Bears	66-40	CAL
	Huskies	74-66	UW
2008-09	Golden Bears	62-34	CAL
	Golden Bears	70-40	UW
	Golden Bears	61-41	USC(6)
2009-10	Golden Bears	60-43	CAL
	Golden Bears	75-68	WASH

since becoming a member of the Pac-12

2010-11	Huskies	57-48	WASH
	Huskies	60-49	CAL
	Golden Bears	58-48	USC(8)
2011-12	Golden Bears	71-47	CAL
2012-13	Golden Bears	78-50	UW
2013-14	Golden Bears	70-65	UW
	Huskies	70-65	CAL
2014-15	Huskies	79-77	UW
	Golden Bears	82-58	CAL
	Golden Bears	69-53	SEA
2015-16	Huskies	75-65	CAL
2016-17	Huskies	90-67	UW
2017-18	Golden Bears	69-60	CAL
	Golden Bears	83-67	UW
	Golden Bears	71-68	SEA

CALIFORNIA vs. WASHINGTON STATE
Pac-12: Golden Bears lead series, 40-23

1986-87	Golden Bears	67-66	WSU
	Golden Bears	72-68	CAL
1987-88	Cougars	79-56	WSU
	Golden Bears	84-69	CAL
1988-89	Golden Bears	80-71	CAL
	Cougars	92-89	WSU
1989-90	Golden Bears	91-64	CAL
	Cougars	87-67	WSU
1990-91	Cougars	77-60	WSU
	Golden Bears	86-80	CAL
1991-92	Cougars	83-76	WSU
	Golden Bears	69-58	CAL
1992-93	Golden Bears	75-65	WSU
	Golden Bears	79-65	CAL
1993-94	Cougars	88-82	WSU
	Cougars	77-62	CAL
1994-95	Golden Bears	87-83	CAL
	Cougars	78-64	WSU
1995-96	Cougars	90-77	CAL
	Golden Bears	91-83	WSU
1996-97	Cougars	79-53	WSU
	Cougars	83-70	CAL
1997-98	Cougars	72-65	CAL
	Cougars	87-64	WSU
1998-99	Cougars	73-54	WSU
	Golden Bears	83-68	CAL
1999-00	Cougars	72-65	WSU
	Golden Bears	65-59	CAL
2000-01	Golden Bears	69-56	CAL
	Cougars	74-59	WSU
2001-02	Golden Bears	62-50	WSU
	Golden Bears	76-63	CAL
2002-03	Golden Bears	73-61	CAL
	Cougars	67-64	WSU
2003-04	Golden Bears	85-71	WSU
	Cougars	64-59	CAL
2004-05	Golden Bears	64-56	CAL
	Cougars	69-79	WSU
	Golden Bears	70-52	SJ(5)
2005-06	Golden Bears	53-47	WSU
	Golden Bears	61-51	CAL
2006-07	Golden Bears	55-48	WSU
	Golden Bears	72-45	CAL
2007-08	Golden Bears	99-44	CAL
	Golden Bears	61-47	WSU
2008-09	Golden Bears	68-45	CAL
	Golden Bears	77-57	WSU
2009-10	Golden Bears	75-68	CAL
	Golden Bears	75-68	OT WSU
2010-11	Cougars	77-63	WSU
	Cougars	68-66	CAL
2011-12	Golden Bears	60-55	CAL
	Golden Bears	64-49	LA(11)
2012-13	Golden Bears	73-60	WSU
2013-14	Golden Bears	87-70	WSU
	Golden Bears	75-68	(OT) CAL
	Cougars	91-83	SEA(12)
2014-15	Golden Bears	70-62	WSU
	Golden Bears	57-54	CAL
2015-16	Golden Bears	74-71	CAL
2016-17	Cougars	84-79	WSU
2017-18	Golden Bears	66-60	CAL
	Golden Bears	67-54	WSU

COLORADO vs. OREGON			
Pac-12: Ducks lead series, 8-4			
2011-12	Ducks	67-62	UO
	Ducks	64-62	COLO
2012-13	Buffaloes	84-59	COLO
	Buffaloes	60-48	UO
2013-14	Buffaloes	81-75	UO
2014-15	Ducks	66-44	COLO
2015-16	Ducks	59-46	COLO
	Ducks	77-70	UO
2016-17	Ducks	71-66	UO
	Buffaloes	76-66	COLO
2017-18	Ducks	74-55	COLO
	Ducks	84-47	SEA

COLORADO vs. OREGON STATE
Pac-12: Beavers lead series, 8-3

2011-12	Beavers	65-45	OSU
	Buffaloes	67-57	COLO
2012-13	Buffaloes	61-47	COLO
	Buffaloes	66-63	OT OSU
2013-14	Beavers	75-63	OSU
2014-15	Beavers	66-44	COLO
2015-16	Beavers	61-47	COLO
	Beavers	73-50	OSU
2016-17	Beavers	81-57	OSU
	Beavers	54-49	COLO
2017-18	Beavers	86-71	COLO

COLORADO vs. STANFORD
Pac-12: Cardinal lead series, 13-0

2011-12	Cardinal	80-54	STAN
	Cardinal	68-46	COLO
2012-13	Cardinal	57-40	COLO
	Cardinal	69-56	STAN
	Cardinal	61-47	SEA(12)
2013-14	Cardinal	87-77	COLO
	Cardinal	69-54	SEA(12)
2014-15	Cardinal	62-55	STAN
2015-16	Cardinal	71-56	STAN
	Cardinal	80-49	COLO
2016-17	Cardinal	84-70	COLO
	Cardinal	64-51	STAN
2017-18	Cardinal	62-53	STAN

COLORADO vs. UCLA
Pac-12: Bruins lead series, 8-3

2011-12	Bruins	62-54	UCLA
2012-13	Bruins	62-46	COLO
2013-14	Buffaloes	61-59	UCLA
	Buffaloes	62-42	COLO
	Buffaloes	76-65	SEA(12)
2014-15	Bruins	90-84	COLO
	Bruins	72-65	UCLA
2015-16	Bruins	82-64	COLO
2016-17	Bruins	87-74	UCLA
2017-18	Bruins	93-55	COLO
	Bruins	73-67	UCLA

COLORADO vs. USC
Pac-12: Trojans lead series, 7-4

2011-12	Buffaloes	69-67	USC
2012-13	Buffaloes	65-49	COLO
2013-14	USC	55-45	USC
	USC	66-59	COLO
2014-15	USC	81-61	COLO
	USC	66-51	USC
	Buffaloes	75-63	SEA
2015-16	Buffaloes	66-63	COLO
2016-17	Trojans	79-54	USC
2017-18	Trojans	86-51	COLO
	Trojans	65-53	USC

COLORADO vs. UTAH
Pac-12: Buffaloes lead series, 12-4

2011-12	Buffaloes	58-52	UTAH
	Utes	61-56	COLO
	Buffaloes	55-41	USC(10)
2012-13	Buffaloes	67-57	COLO
	Buffaloes	56-43	UTAH
2013-14	Utes	58-55	UTAH
	Buffaloes	61-45	COLO

2014-15	Buffaloes	77-72	OT COLO
	Buffaloes	73-54	UTAH
2015-16	Utes	71-55	UTAH
	Utes	76-68	COLO
2016-17	Buffaloes	54-49	COLO
	Utes	58-53	UTAH
2017-18	Buffaloes	69-65	UTAH
	Utes	78-74	COLO
	Buffaloes	66-56	SEA

COLORADO vs. WASHINGTON
Pac-12: Huskies lead series, 8-4

2011-12	Huskies	75-67	UW
2012-13	Buffaloes	68-61	COLO
	Buffaloes	70-59	SEA(12)
2013-14	Huskies	81-71	UW
	Huskies	87-70	COLO
2014-15	Huskies	85-82	UW
	Huskies	79-67	COLO
2015-16	Huskies	76-74	COLO
	Huskies	68-47	UW
	Huskies	67-51	SEA
2016-17	Huskies	79-75	COLO
	Huskies	79-46	UW
2017-18	Buffaloes	66-61	UW
	Buffaloes	76-56	COLO

COLORADO vs. WASHINGTON STATE
Pac-12: Cougars lead series, 8-5

2011-12	Buffaloes	57-56	WSU
2012-13	Buffaloes	59-45	COLO
2013-14	Cougars	70-60	WSU
	Cougars	80-77	COLO
2014-15	Cougars	73-68	WSU
	Buffaloes	72-51	COLO
2015-16	Cougars	75-66	COLO
	Cougars	83-70	WSU
2016-17	Buffaloes	70-58	COLO
	Cougars	67-56	WSU
	Cougars	79-78	SEA
2017-18	Cougars	89-75	WSU
	Buffaloes	72-69	COLO

OREGON vs. OREGON STATE
Pac-12: Ducks lead series, 41-27

1986-87	Ducks	65-63	UO
	Ducks	71-51	OSU
1987-88	Ducks	58-47	UO
	Ducks	53-51	OSU
1988-89	Ducks	67-59	OSU
	Ducks	52-51	OSU
	Ducks	61-55	UO
1989-90	Ducks	76-61	OSU
	Ducks	82-63	UO
1990-91	Beavers	74-58	UO
	Ducks	65-63	OSU
1991-92	Ducks	83-81	OSU
	Ducks	62-59	UO
1992-93	Beavers	67-63	UO
	Beavers	66-56	OSU
1993-94	Beavers	86-68	OSU
	Ducks	54-46	UO
1994-95	Ducks	66-56	UO
	Beavers	96-86	OSU
1995-96	Beavers	58-57	OSU
	Ducks	69-60	UO
1996-97	Ducks	77-59	UO
	Ducks	76-59	OSU
1997-98	Ducks	80-57	OSU
	Ducks	77-67	UO
1998-99	Ducks	59-46	UO
	Ducks	60-52	OSU
1999-00	Ducks	68-51	OSU
	Ducks	60-53	UO
2000-01	Ducks	71-67	OSU
	Ducks	72-60	UO
2001-02	Beavers	61-53	UO
	Ducks	84-83	OT OSU
	Ducks	50-48	UO(4)
2002-03	Beavers	67-51	OSU
	Ducks	68-58	UO
2003-04	Ducks	56-54	UO
	Beavers	75-61	OSU

2004-05	Ducks	82-58	OSU
	Ducks	64-55	UO
2005-06	Beavers	63-61	OSU
	Ducks	54-45	UO
2006-07	Beavers	65-59	UO
	Ducks	70-63	OSU
2007-08	Ducks	76-72	OSU
	Ducks	60-49	UO
2008-09	Beavers	61-42	UO
	Beavers	70-41	OSU
2009-10	Ducks	86-71	OSU
	Ducks	82-62	UO
2010-11	Ducks	81-72	UO
	Beavers	61-59	OSU
2011-12	Beavers	67-60	OSU
	Beavers	68-53	UO
2012-13	Beavers	63-53	UO
	Beavers	68-49	OSU
2013-14	Beavers	88-80	UO
	Beavers	80-74	OSU
2014-15	Beavers	70-37	OSU
	Beavers	77-48	UO
2015-16	Beavers	60-33	OSU
	Beavers	59-45	UO
2016-17	Beavers	43-40	UO
	Beavers	67-60	OSU
2017-18	Beavers	85-79	OT OSU
	Ducks	75-63	UO

OREGON vs. STANFORD
Pac-12: Cardinal leads series, 55-8

1986-87	Ducks	65-51	UO
	Ducks	63-54	STAN
1987-88	Cardinal	84-48	STAN
	Cardinal	65-57	UO
1988-89	Cardinal	92-69	UO
	Cardinal	107-73	STAN
1989-90	Cardinal	76-57	UO
	Cardinal	75-45	STAN
1990-91	Cardinal		

since becoming a member of the Pac-12

2012-13	Cardinal	86-62	UO
	Cardinal	74-50	STAN
2013-14	Cardinal	96-66	STAN
2014-15	Cardinal	62-55	UO
2015-16	Cardinal	64-62	UO
	Cardinal	69-42	STAN
2016-17	Cardinal	81-60	STAN
	Cardinal	65-59	UO
	Cardinal	71-56	SEA
2017-18	Cardinal	78-65	UO
	Ducks	77-57	SEA

OREGON vs. UCLA

Pac-12: Bruins lead series, 34-30

1986-87	Bruins	75-71	UCLA
	Ducks	77-57	UO
1987-88	Bruins	77-70	UCLA
	Bruins	74-65	UO
1988-89	Ducks	75-65	UO
	Ducks	76-60	UCLA
1989-90	Ducks	80-66	UO
	Bruins	79-65	UCLA
1990-91	Bruins	93-67	UCLA
	Bruins	82-74	UO
1991-92	Bruins	92-71	UCLA
	Bruins	83-76	UO
1992-93	Bruins	79-75	UCLA
	Ducks	89-78	UO
1993-94	Ducks	82-77	UO
	Ducks	76-68	UCLA
1994-95	Ducks	84-59	UCLA
	Ducks	83-65	UO
1995-96	Ducks	75-48	UO
	Bruins	83-64	UCLA
1996-97	Ducks	76-64	UCLA
	Ducks	64-61	UO
1997-98	Bruins	80-75	UO
	Bruins	82-54	UCLA
1998-99	Bruins	76-72	UCLA
	Ducks	106-79	UO
1999-00	Ducks	67-58	UCLA
	Ducks	89-72	UO
2000-01	Ducks	54-43	UO
	Bruins	70-68	UCLA
2001-02	Ducks	76-67	UCLA
	Ducks	76-54	UO
2002-03	Bruins	93-68	UO
	Bruins	56-54	UCLA
	Bruins	71-58	SJ(5)
2003-04	Bruins	63-57	UO
	Ducks	61-55	UCLA
2004-05	Bruins	54-70	UCLA
	Ducks	78-71	UO
2005-06	Bruins	82-63	UCLA
	Bruins	66-65	UO
2006-07	Bruins	77-70	UCLA
	Ducks	76-60	UO
2007-08	Bruins	63-59	UCLA
	Ducks	66-55	UO
2008-09	Ducks	73-56	UCLA
	Bruins	70-69	UO
2009-10	Bruins	104-80	UCLA
	Bruins	91-75	UO
2010-11	Bruins	87-57	UCLA
	Bruins	75-48	UO
2011-12	Ducks	83-62	UCLA
2012-13	Bruins	89-80	UO
2013-14	Bruins	88-83	UCLA
	Bruins	103-83	UO
2014-15	Ducks	62-46	UO
	Ducks	67-65	UO
2015-16	Bruins	80-69	UCLA
	Bruins	77-72	UO
2016-17	Bruins	79-63	UCLA
	Bruins	84-75	UO
2017-18	Ducks	70-61	UCLA
	Ducks	101-94	OT UO
	Ducks	65-62	SEA

OREGON vs. USC

Pac-12: Trojans lead series, 42-21

1986-87	Trojans	66-64	USC
	Ducks	79-78	UO
1987-88	Trojans	82-56	USC
	Trojans	68-61	UO
1988-89	Ducks	71-56	UO
	Trojans	71-68	USC
1989-90	Ducks	80-58	UO
	Trojans	66-61	USC
1990-91	Trojans	80-71	USC
	Trojans	67-44	UO
1991-92	Trojans	83-55	USC
	Trojans	81-76	UO
1992-93	Trojans	78-69	USC
	Trojans	80-61	UO
1993-94	Trojans	47-45	UO
	Trojans	84-75	USC
1994-95	Trojans	78-77	USC
	Ducks	76-50	UO
1995-96	Trojans	75-66	OT UO
	Ducks	67-53	USC
1996-97	Trojans	73-65	USC
	Ducks	70-53	UO
1997-98	Ducks	79-65	UO
	Ducks	76-58	USC
1998-99	Ducks	77-53	USC
	Ducks	73-61	UO
1999-00	Trojans	74-73	USC
	Trojans	69-63	UO
2000-01	Trojans	55-53	UO
	Ducks	74-66	USC
2001-02	Trojans	83-73	USC
	Ducks	75-65	UO
2002-03	Ducks	79-73	UO
	Ducks	75-70	USC
2003-04	Trojans	69-55	UO
	Trojans	71-56	USC
2004-05	Trojans	72-77	USC
	Ducks	81-59	UO
2005-06	Trojans	72-48	USC
	Trojans	69-64	UO
2006-07	Trojans	79-71	OT2 USC
	Ducks	73-63	UO
2007-08	Trojans	46-42	USC
	Trojans	67-58	UO
2008-09	Trojans	66-56	USC
	Trojans	94-64	UO
2009-10	Ducks	85-77	USC
	Trojans	87-84	UO
	Trojans	80-75	USC(6)
2010-11	Trojans	79-76	USC
	Trojans	85-63	UO
2011-12	Trojans	92-73	USC
2012-13	Trojans	67-62	UO
2013-14	Trojans	109-85	USC
	Trojans	88-78	UO
2014-15	Trojans	70-54	USC
	Ducks	63-57	UO
2015-16	Trojans	74-67	USC
	Ducks	69-60	UO
2016-17	Ducks	59-53	USC
	Ducks	73-50	UO
2017-18	Ducks	70-66	USC
	Ducks	80-74	OT2 UO

OREGON vs. UTAH

Pac-12: Ducks lead series, 7-6

2011-12	Ducks	72-67	UO
	Utes	65-47	UTAH
2012-13	Utes	67-47	UTAH
	Utes	70-52	UO
2013-14	Utes	93-71	UO
2014-15	Utes	66-64	UO
2015-16	Ducks	77-65	UTAH
	Ducks	69-58	UO
	Ducks	73-63	UO
2016-17	Ducks	84-66	UO
	Ducks	73-61	UTAH
2017-18	Ducks	84-68	UTAH

OREGON vs. WASHINGTON

Pac-12: Huskies lead series, 36-33

1986-87	Huskies	69-57	UW
	Ducks	79-69	UO
1987-88	Huskies	68-67	UO
	Huskies	68-51	UW
1988-89	Huskies	71-59	UW
	Ducks	89-76	UO
1989-90	Huskies	73-57	UW
	Huskies	62-52	UO
1990-91	Huskies	55-50	UO
	Huskies	65-55	UW
1991-92	Huskies	71-66	UO
	Huskies	69-66	UW
1992-93	Huskies	87-74	UW
	Huskies	59-51	UO
1993-94	Ducks	70-67	UW
	Ducks	62-41	UO
1994-95	Ducks	83-61	UO
	Huskies	85-78	UW
1995-96	Huskies	82-66	UW
	Ducks	60-53	UO
1996-97	Ducks	67-60	UO
	Ducks	67-63	UW
1997-98	Ducks	76-59	UW
	Ducks	72-57	UO
1998-99	Ducks	70-56	UO
	Ducks	67-57	UW
1999-00	Ducks	65-71	UO
	Ducks	70-69	UW
2000-01	Ducks	67-53	UW
	Ducks	64-60	OT UO
2001-02	Ducks	69-56	UO
	Huskies	88-80	UO
	Ducks	78-64	UO(3)
	Ducks	77-73	UW(4)
2002-03	Huskies	79-60	UW
	Huskies	75-59	UO
2003-04	Huskies	95-50	UW
	Huskies	67-56	UO
2004-05	Ducks	86-77	UO
	Huskies	57-81	UW
2005-06	Ducks	64-50	SJ(5)
	Ducks	81-73	UO
2006-07	Huskies	61-55	UW
	Huskies	60-56	UO
2007-08	Huskies	61-46	UW
	Ducks	66-64	UO
2008-09	Huskies	61-60	UW
	Ducks	75-55	UW
	Ducks	77-69	UO
2009-10	Huskies	69-43	USC(6)
	Ducks	82-71	UO
2010-11	Huskies	62-53	UW
	Ducks	68-64	UO
2011-12	Huskies	90-76	OT UW
	Ducks	88-86	UO
2012-13	Huskies	72-69	UW
	Huskies	72-56	USC(10)
	Huskies	66-53	UW
	Huskies	97-71	UO
	Huskies	69-62	SEA(12)
2013-14	Ducks	101-85	UO
	Huskies	108-100	UW
2014-15	Huskies	91-69	UO
	Huskies	70-55	UW
2015-16	Ducks	75-63	UW
2016-17	Huskies	99-77	UO
	Ducks	70-69	SEA
2017-18	Ducks	94-83	UO
	Ducks	76-63	UW

OREGON vs. WASHINGTON STATE

Pac-12: Ducks lead series, 50-16

1986-87	Ducks	101-55	WSU
	Ducks	74-70	UO
1987-88	Ducks	78-59	UO
	Ducks	64-62	WSU
1988-89	Cougars	80-77	WSU
	Ducks	87-76	OT UO
1989-90	Ducks	68-65	WSU
	Ducks	62-52	UO

1990-91	Cougars	102-69	UO
	Cougars	76-72	WSU
1991-92	Ducks	69-54	UO
	Ducks	65-60	WSU
1992-93	Cougars	66-54	UO
	Ducks	88-75	WSU
1993-94	Ducks	70-69	WSU
	Ducks	80-62	UO
1994-95	Ducks	84-66	UO
	Ducks	81-75	WSU
1995-96	Cougars	72-59	WSU
	Ducks	58-49	UO
1996-97	Ducks	80-46	UO
	Ducks	62-52	WSU
1997-98	Ducks	94-71	Hawaii(7)
	Ducks	62-57	WSU
1998-99	Ducks	61-51	UO
	Ducks	72-64	UO
	Ducks	65-54	WSU
1999-00	Ducks	77-65	UO
	Ducks	73-68	WSU
2000-01	Cougars	67-64	WSU
	Cougars	77-76	UO
2001-02	Ducks	76-47	UO
	Ducks	88-47	WSU
	Ducks	85-67	UO(3)
2002-03	Ducks	73-69	WSU
	Ducks	85-52	UO
2003-04	Ducks	60-50	WSU
	Ducks	74-52	UO
2004-05	Ducks	69-50	UO
	Ducks	62-47	WSU
2005-06	Ducks	54-50	UO
	Cougars	68-53	WSU
2006-07	Ducks	66-55	UO
	Ducks	51-34	WSU
2007-08	Ducks	64-45	UO
	Ducks	70-67	WSU
	Ducks	66-45	SJ(5)
2008-09	Ducks	57-41	WSU
	Cougars	58-45	UO
2009-10	Ducks	98-92	UO
	Cougars	67-53	WSU
2010-11	Ducks	77-72	UO
	Cougars	90-96	WSU
2011-12	Cougars	75-47	UO
	Ducks	67-62	WSU
2012-13	Ducks	70-68	WSU
	Ducks	65-60	UO
2013-14	Ducks	82-66	UO
	Cougars	108-88	WSU
	Cougars	107-100	SEA(12)
2014-15	Cougars	79-76	UO
	Ducks	70-69	WSU
	Cougars	66-64	SEA
2015-16	Ducks	73-48	WSU
2016-17	Cougars	75-59	UO
2017-18	Ducks	89-56	UO
	Ducks	90-79	WSU

OREGON STATE vs. STANFORD

Pac-12: Cardinal leads series, 55-8

1986-87	Beavers	70-53	OSU
	Cardinal	58-56	STAN
1987-88	Cardinal	71-48	STAN
	Cardinal	65-56	OSU
1988-89	Cardinal	74-65	OSU
	Cardinal	93-56	STAN
1989-90	Cardinal	84-62	OSU
	Cardinal	94-48	STAN
1990-91	Cardinal	99-81	STAN
	Beavers	87-61	OSU
1991-92	Beavers	75-69	OSU
	Cardinal	103-68	STAN
1992-93	Cardinal	70-60	OSU
	Cardinal	84-69	STAN
1993-94	Cardinal	88-67	STAN
	Cardinal	81-60	OSU
1994-95	Beavers	78-73	OSU
	Cardinal	76-66	STAN
1995-96	Cardinal	69-54	OSU
	Cardinal	86-62	STAN

since becoming a member of the Pac-12

1996-97	Cardinal	72-54	STAN
	Cardinal	79-67	OSU
1997-98	Cardinal	93-66	STAN
	Cardinal	97-74	OSU
1998-99	Cardinal	83-63	OSU
	Cardinal	73-61	STAN
1999-00	Cardinal	78-58	STAN
	Cardinal	58-54	OSU
2000-01	Beavers	81-65	OSU
	Cardinal	87-76	STAN
2001-02	Cardinal	91-54	STAN
	Cardinal	89-67	OSU
	Cardinal	71-55	UO(3)
2002-03	Cardinal	62-51	OSU
	Cardinal	71-46	STAN
2003-04	Cardinal	88-65	STAN
	Cardinal	67-66	OSU
2004-05	Cardinal	45-83	STAN
	Cardinal	41-84	OSU
2005-06	Cardinal	80-60	OSU
	Cardinal	87-54	STAN
2006-07	Cardinal	69-55	STAN
	Cardinal	70-55	OSU
2007-08	Cardinal	81-45	STAN
	Cardinal	69-59	OSU
	Cardinal	64-41	SU(5)
2008-09	Cardinal	69-54	OSU
	Cardinal	72-43	STAN
2009-10	Cardinal	63-47	STAN
	Cardinal	82-48	OSU
2010-11	Cardinal	74-44	OSU
	Cardinal	73-37	STAN
2011-12	Cardinal	67-60	STAN
	Cardinal	78-45	OSU
2012-13	Cardinal	65-45	OSU
	Cardinal	90-53	STAN
2013-14	Cardinal	89-67	STAN
2014-15	Cardinal	69-58	OSU
2015-16	Beavers	58-50	OSU
	Cardinal	76-54	STAN
2016-17	Cardinal	72-69	20TSTAN
	Cardinal	50-47	OSU
	Beavers	48-43	SEA
2017-18	Cardinal	60-57	OSU

OREGON STATE vs. UCLA
Pac-12: Bruins lead series, 43-23

1986-87	Beavers	74-69	UCLA
	Bruins	65-53	OSU
1987-88	Bruins	66-51	UCLA
	Bruins	77-60	OSU
1988-89	Beavers	81-58	OSU
	Bruins	77-61	UCLA
1989-90	Bruins	82-60	OSU
	Bruins	74-55	UCLA
1990-91	Bruins	66-55	UCLA
	Beavers	89-83	OSU
1991-92	Bruins	89-71	UCLA
	Bruins	71-70	OSU
1992-93	Beavers	71-67	UCLA
	Beavers	71-68	OSU
1993-94	Bruins	76-61	OSU
	Beavers	83-62	UCLA
1994-95	Bruins	84-73	UCLA
	Beavers	95-75	OSU
1995-96	Beavers	82-70	OSU
	Bruins	68-56	UCLA
1996-97	Bruins	77-54	UCLA
	Bruins	79-68	OSU
1997-98	Bruins	76-72	OSU
	Bruins	81-70	UCLA
1998-99	Bruins	105-50	UCLA
	Bruins	90-68	OSU
1999-00	Bruins	83-60	UCLA
	Beavers	72-52	OSU
2000-01	Beavers	71-58	OSU
	Beavers	65-57	UCLA
2001-02	Beavers	79-65	UCLA
	Beavers	77-36	OSU
2002-03	Bruins	58-54	OSU
	Bruins	82-71	UCLA
2003-04	Beavers	82-68	OSU
	Bruins	91-58	UCLA

2004-05	Bruins	45-73	UCLA
	Bruins	54-74	OSU
2005-06	Bruins	79-64	UCLA
	Bruins	72-59	OSU
2006-07	Beavers	56-52	UCLA
	Bruins	75-65	OSU
2007-08	Bruins	74-70	UCLA
	Bruins	55-52	OSU
2008-09	Bruins	60-53	UCLA
	Beavers	61-58	OSU
	Bruins	61-58	USC(6)
2009-10	Bruins	70-44	UCLA
	Bruins	74-53	OSU
	Bruins	60-44	USC(6)
2010-11	Bruins	58-46	UCLA
	Bruins	58-48	OSU
2011-12	Bruins	69-60	UCLA
2012-13	Bruins	68-64	OSU
2013-14	Bruins	66-63	UCLA
	Beavers	70-54	OSU
2014-15	Beavers	65-47	UCLA
	Beavers	82-64	OSU
2015-16	Bruins	71-51	UCLA
	Beavers	64-54	OSU
	Beavers	69-57	SEA
2016-17	Bruins	66-56	UCLA
	Beavers	68-61	OSU
	Beavers	63-53	SEA
2017-18	Bruins	84-49	UCLA
	Beavers	67-64	OT OSU

OREGON STATE vs. USC
Pac-12: Trojans lead series, 40-25

1986-87	Trojans	99-82	USC
	Trojans	101-84	OSU
1987-88	Trojans	73-62	USC
	Trojans	67-62	OSU
1988-89	Trojans	65-56	OSU
	Trojans	86-68	USC
1989-90	Trojans	50-46	OSU
	Trojans	64-49	USC
1990-91	Beavers	73-71	USC
	Trojans	65-60	OSU
1991-92	Trojans	84-45	USC
	Trojans	78-66	OSU
1992-93	Trojans	82-57	USC
	Beavers	64-59	OSU
1993-94	Trojans	63-56	OSU
	Trojans	69-64	USC
1994-95	Beavers	69-56	USC
	Beavers	92-59	OSU
1995-96	Beavers	64-62	OSU
	Trojans	67-66	USC
1996-97	Trojans	85-72	USC
	Trojans	86-80	OSU
1997-98	Beavers	57-52	OSU
	Trojans	80-68	USC
1998-99	Trojans	53-49	USC
	Beavers	55-49	OSU
1999-00	Beavers	57-53	USC
	Beavers	73-66	OSU
2000-01	Trojans	69-67	OT OSU
	Beavers	78-68	USC
2001-02	Trojans	69-65	USC
	Trojans	60-58	OSU
	Beavers	69-68	UO(3)
2002-03	Beavers	63-61	OSU
	Trojans	87-44	USC
2003-04	Beavers	72-67	OSU
	Beavers	73-66	USC
2004-05	Trojans	51-62	USC
	Trojans	59-69	OSU
2005-06	Trojans	72-62	USC
	Beavers	67-64	OSU
2006-07	Trojans	59-51	USC
	Trojans	68-65	OSU
2007-08	Trojans	59-47	USC
	Beavers	55-54	OSU
2008-09	Trojans	78-54	USC
	Beavers	61-58	OSU
2009-10	Trojans	61-34	USC
	Trojans	53-50	OSU

2010-11	Trojans	53-45	USC
	Trojans	70-51	OSU
2011-12	Beavers	65-61	OT USC
2012-13	Trojans	56-55	OSU
	Trojans	64-57	SEA(12)
2013-14	Trojans	81-60	USC
	Beavers	58-48	OSU
	Trojans	72-61	SEA(12)
2014-15	Beavers	76-66	USC
	Beavers	68-35	OSU
2015-16	Beavers	57-49	USC
	Beavers	76-52	OSU
	Beavers	63-53	SEA
2016-17	Beavers	74-60	USC
	Trojans	70-50	OSU
2017-18	Trojans	65-61	USC
	Beavers	69-63	OSU

OREGON STATE vs. UTAH
Pac-12: Beavers lead series, 10-2

2011-12	Beavers	62-49	OSU
	Utah	63-56	OT UTAH
2012-13	Utah	66-40	UTAH
	Beavers	54-46	OSU
2013-14	Beavers	60-47	OSU
	Beavers	50-35	SEA(12)
2014-15	Beavers	52-42	UTAH
2015-16	Beavers	62-53	UTAH
	Beavers	72-53	OSU
2016-17	Beavers	70-44	OSU
	Beavers	63-49	UTAH
2017-18	Beavers	69-58	UTAH

OREGON STATE vs. WASHINGTON
Pac-12: Huskies lead series, 43-23

1986-87	Huskies	67-51	UW
	Huskies	69-67	OSU
1987-88	Huskies	68-50	OSU
	Huskies	77-49	UW
1988-89	Huskies	71-60	UW
	Huskies	75-63	OSU
1989-90	Huskies	69-47	UW
	Huskies	73-56	OSU
1990-91	Beavers	84-67	OSU
	Huskies	68-61	UW
1991-92	Huskies	59-48	OSU
	Huskies	73-70	UW
1992-93	Huskies	71-57	OSU
	Huskies	81-71	UW
1993-94	Huskies	94-61	UW
	Beavers	67-59	OSU
1994-95	Huskies	63-58	OSU
	Beavers	74-70	UW
1995-96	Beavers	69-66	UW
	Beavers	78-72	OSU
1996-97	Huskies	69-54	OSU
	Huskies	72-68	UW
1997-98	Huskies	78-64	UW
	Huskies	84-74	OSU
1998-99	Huskies	72-67	OSU
	Huskies	73-64	UW
1999-00	Beavers	78-59	OSU
	Beavers	57-50	UW
2000-01	Huskies	69-67	UW
	Huskies	77-70	OSU
2001-02	Huskies	74-58	OSU
	Beavers	73-71	OT UW
2002-03	Huskies	82-56	UW
	Beavers	100-86	OSU
2003-04	Huskies	87-74	UW
	Beavers	62-59	OSU
2004-05	Huskies	64-75	OSU
	Huskies	53-84	OSU
	Huskies	66-81	SU(5)
2005-06	Huskies	70-53	OSU
	Huskies	66-51	UW
2006-07	Huskies	71-67	OT OSU
	Huskies	70-59	UW
2007-08	Beavers	68-64	OSU
	Huskies	58-53	UW
2008-09	Beavers	69-55	UW
	Beavers	77-63	OSU

2009-10	Huskies	69-64	UW
	Huskies	67-49	OSU
	Beavers	52-42	USC(6)
2010-11	Huskies	55-52	OSU
	Beavers	51-46	UW
2011-12	Beavers	60-55	OSU
	Beavers	78-73	UW
	Huskies	55-49	OSU
2012-13	Huskies	81-77	OT UW
	Huskies	49-44	OSU
2013-14	Beavers	75-68	OSU
	Beavers	77-57	UW
2014-15	Beavers	75-67	OSU
	Huskies	76-67	UW
2015-16	Beavers	61-53	UW
	Beavers	57-55	SEA
2016-17	Beavers	73-70	OSU
2017-18	Beavers	75-63	OSU
	Beavers	95-57	UW

OREGON STATE vs. WASHINGTON STATE
Pac-12: Beavers lead series, 41-23

1986-87	Beavers	74-68	WSU
	Beavers	85-68	OSU
1987-88	Beavers	54-53	OSU
	Cougars	77-64	WSU
1988-89	Beavers	66-63	WSU
	Cougars	68-66	OSU
1989-90	Cougars	100-57	WSU
	Beavers	69-63	OSU
1990-91	Cougars	87-63	OSU
	Cougars	61-59	WSU
1991-92	Beavers	81-69	OSU
	Cougars	77-74	WSU
1992-93	Beavers	75-55	OSU
	Cougars	68-67	WSU
1993-94	Cougars	82-77	WSU
	Beavers	81-76	OSU
1994-95	Beavers	80-71	OSU
	Cougars	84-79	WSU
1995-96	Cougars	64-63	WSU
	Beavers	87-50	OSU
1996-97	Beavers	77-58	OSU
	Beavers	67-60	WSU
1997-98	Cougars	69-57	WSU
	Cougars	75-67	OSU
1998-99	Beavers	57-54	OSU
	Cougars	70-52	WSU
1999-00	Beavers	72-52	OSU
	Beavers	65-62	WSU
2000-01	Beavers	64-46	WSU
	Beavers	94-60	OSU
2001-02	Beavers	57-33	OSU
	Beavers	74-52	WSU
2002-03	Beavers	65-62	WSU
	Beavers	62-46	OSU
2003-04	Beavers	62-51	WSU
	Beavers	65-55	OSU
	Beavers	62-42	SJ
2004-05	Beavers	83-55	OSU
	Cougars	63-68	WSU
2005-06	Beavers	68-67	OT OSU
	Beavers	59-50	WSU
	Beavers	77-38	SU(5)
2006-07	Cougars	58-41	OSU
	Beavers	66-61	WSU
2007-08	Beavers	60-35	OSU
	Cougars	56-52	WSU
2008-09	Cougars	65-52	WSU
	Beavers	52-42	OSU
2009-10	Beavers	63-49	OSU
	Beavers	50-45	WSU
2010-11	Cougars	58-50	OSU
	Cougars	67-64	WSU
2011-12	Cougars	61-54	OT OSU
	Beavers	51-39	WSU
	Cougars	65-56	USC(10)
2012-13	Cougars	76-73	OT WSU
	Cougars	51-49	OSU
2013-14	Beavers		

since becoming a member of the Pac-12

2014-15	Beavers	73-70	OSU
	Beavers	61-56	WSU
2015-16	Beavers	54-45	WSU
2016-17	Beavers	80-58	OSU
2017-18	Beavers	71-53	OSU
	Beavers	63-61 OT	WSU

STANFORD vs. UCLA

Pac-12: Cardinal leads series, 59-12			
1986-87	Cardinal	62-60	STAN
	Bruins	64-49	UCLA
1987-88	Bruins	74-64	UCLA
	Bruins	75-74	STAN
1988-89	Cardinal	73-71	UCLA
	Cardinal	104-66	STAN
1989-90	Cardinal	98-80	UCLA
	Cardinal	91-65	STAN
1990-91	Cardinal	77-69	STAN
	Cardinal	91-77	UCLA
1991-92	Cardinal	95-92	STAN
	Cardinal	92-69	UCLA
1992-93	Cardinal	79-70	STAN
	Cardinal	71-54	UCLA
1993-94	Bruins	80-73	UCLA
	Cardinal	94-82	STAN
1994-95	Cardinal	88-49	STAN
	Cardinal	84-49	UCLA
1995-96	Cardinal	81-77	STAN
	Cardinal	61-59	UCLA
1996-97	Cardinal	74-62	UCLA
	Cardinal	98-68	STAN
1997-98	Cardinal	75-70	UCLA
	Cardinal	105-80	STAN
1998-99	Bruins	80-72	STAN
	Cardinal	87-84	UCLA
1999-00	Cardinal	83-68	STAN
	Bruins	64-61	UCLA
2000-01	Cardinal	60-52	UCLA
	Cardinal	83-69	STAN
2001-02	Cardinal	81-50	STAN
	Cardinal	98-80	UCLA
	Cardinal	96-61	UO(3)
2002-03	Cardinal	80-78	UCLA
	Cardinal	79-61	STAN
	Cardinal	69-64	SJ(3)
2003-04	Cardinal	78-71 OT	UCLA
	Cardinal	63-54	STAN
	Cardinal	70-66	SJ(5)
2004-05	Cardinal	100-75	STAN
	Cardinal	81-68	UCLA
2005-06	Cardinal	91-68	STAN
	Bruins	90-80	UCLA
	Bruins	85-76 OT	SJ(5)
2006-07	Cardinal	68-59	UCLA
	Cardinal	65-54	STAN
2007-08	Bruins	69-56	UCLA
	Cardinal	75-62	STAN
	Cardinal	78-45	SJ(5)
2008-09	Cardinal	68-51	STAN
	Cardinal	69-58	UCLA
	Cardinal	73-47	USC(6)
2009-10	Cardinal	65-61	UCLA
	Cardinal	74-53	STAN
	Cardinal	70-46	USC(6)
2010-11	Cardinal	64-38	STAN
	Cardinal	67-53	UCLA
	Cardinal	64-55	USC(9)
2011-12	Cardinal	77-50	UCLA
	Cardinal	82-59	STAN
2012-13	Cardinal	75-49	STAN
	Cardinal	68-57	UCLA
	Cardinal	51-49	SEA(12)
2013-14	Cardinal	72-55	STAN
	Cardinal	65-56	UCLA
2014-15	Cardinal	79-70	UCLA
	Cardinal	68-50	STAN
	Cardinal	67-62	SEA
2015-16	Bruins	56-36	UCLA
2016-17	Bruins	85-76	STAN
2017-18	Cardinal	76-65	STAN
	Bruins	64-53	UCLA

STANFORD vs. USC

Pac-12: Cardinal leads series, 59-10			
1986-87	Trojans	72-59	STAN
	Trojans	79-57	STAN
1987-88	Trojans	87-69	USC
	Cardinal	77-67	STAN
1988-89	Cardinal	89-50	USC
	Cardinal	100-85	STAN
1989-90	Cardinal	98-64	USC
	Cardinal	86-60	STAN
1990-91	Cardinal	77-69	STAN
	Cardinal	76-58	USC
1991-92	Cardinal	87-72	STAN
	Cardinal	73-51	USC
	Cardinal	82-62	UW(2)
1992-93	Trojans	67-57	USC
	Cardinal	76-67	STAN
1993-94	Trojans	83-71	USC
	Cardinal	80-50	STAN
1994-95	Cardinal	109-53	STAN
	Cardinal	71-52	USC
1995-96	Cardinal	87-66	STAN
	Cardinal	77-54	USC
1996-97	Cardinal	77-76	USC
	Cardinal	103-69	STAN
1997-98	Cardinal	89-55	USC
	Cardinal	91-63	STAN
1998-99	Cardinal	69-49	STAN
	Cardinal	60-59	USC
1999-00	Cardinal	69-56	STAN
	Cardinal	66-64	USC
2000-01	Cardinal	89-75	USC
	Trojans	62-59	STAN
2001-02	Cardinal	78-66	STAN
	Cardinal	78-60	USC
2002-03	Trojans	75-72	USC
	Cardinal	63-55	STAN
2003-04	Trojans	59-56	USC
	Cardinal	75-57	STAN
2004-05	Cardinal	94-58	STAN
	Cardinal	88-62	USC
	Cardinal	73-69	SJ(5)
2005-06	Cardinal	77-56	STAN
	Cardinal	78-69	USC
	Cardinal	73-44	SJ(5)
2006-07	Cardinal	62-46	USC
	Cardinal	56-53	STAN
	Cardinal	67-52	SJ(5)
2007-08	Trojans	73-72	USC
	Cardinal	77-51	STAN
2008-09	Cardinal	81-53	STAN
	Cardinal	85-74	USC
	Cardinal	89-64	USC(6)
2009-10	Cardinal	82-62	USC
	Cardinal	77-39	STAN
2010-11	Cardinal	95-51	STAN
	Cardinal	78-64	USC
2011-12	Cardinal	61-53	USC
	Cardinal	69-52	STAN
2012-13	Cardinal	75-66	STAN
	Cardinal	79-55	USC
2013-14	Cardinal	86-59	STAN
	Cardinal	64-59	USC
	Trojans	72-68	SEA(12)
2014-15	Cardinal	71-60	USC
	Cardinal	79-60	STAN
2015-16	Cardinal	57-47	USC
2016-17	Cardinal	58-42	STAN
2017-18	Cardinal	72-65	STAN
	Cardinal	59-55	USC
	Cardinal	69-59	SEA

STANFORD vs. UTAH

Pac-12: Cardinal leads series, 11-0			
2011-12	Cardinal	62-43	UTAH
	Cardinal	69-42	STAN
2012-13	Cardinal	70-56	UTAH
	Cardinal	65-44	STAN
2013-14	Cardinal	87-61	UTAH
2014-15	Cardinal	55-44	STAN
2015-16	Cardinal	72-52	STAN
	Cardinal	72-54	UTAH

2016-17	Cardinal	77-58	UTAH
	Cardinal	87-51	STAN
2017-18	Cardinal	70-49	UTAH

STANFORD vs. WASHINGTON

Pac-12: Cardinal leads series, 48-15			
1986-87	Huskies	86-59	UW
	Huskies	67-57	STAN
1987-88	Huskies	77-60	UW
	Cardinal	70-66	STAN
1988-89	Cardinal	72-60	STAN
	Cardinal	69-65	UW
1989-90	Cardinal	102-62	STAN
	Huskies	81-78	UW
1990-91	Cardinal	75-71	UW
	Huskies	69-68	STAN
	Cardinal	73-47	(1)
1991-92	Cardinal	79-69	UW
	Cardinal	83-61	STAN
1992-93	Huskies	73-70	UW
	Cardinal	86-62	STAN
1993-94	Huskies	78-61	UW
	Cardinal	97-70	STAN
1994-95	Cardinal	68-54	STAN
	Cardinal	55-50	UW
1995-96	Cardinal	67-54	STAN
	Cardinal	59-54	UW
1996-97	Cardinal	90-64	UW
	Cardinal	106-76	STAN
1997-98	Cardinal	90-70	STAN
	Cardinal	71-59	UW
1998-99	Cardinal	70-63	UW
	Huskies	74-62	STAN
1999-00	Huskies	85-83	UW
	Cardinal	76-46	STAN
2000-01	Cardinal	76-68	STAN
	Huskies	95-87	UW
2001-02	Cardinal	75-67	UW
	Cardinal	81-65	STAN
2002-03	Cardinal	77-63	STAN
	Huskies	92-68	UW
2003-04	Cardinal	77-69	UW
	Cardinal	85-59	STAN
2004-05	Cardinal	74-61	STAN
	Cardinal	82-60	UW
2005-06	Huskies	77-72	UW
	Cardinal	100-69	STAN
2006-07	Cardinal	77-56	UW
	Cardinal	80-54	STAN
2007-08	Cardinal	77-42	STAN
	Cardinal	73-53	UW
2008-09	Cardinal	112-35	STAN
	Cardinal	76-54	UW
2009-10	Cardinal	66-51	STAN
	Cardinal	58-36	UW
2010-11	Cardinal	80-51	UW
	Cardinal	62-52	STAN
2011-12	Cardinal	65-47	STAN
	Cardinal	76-57	USC(10)
2012-13	Cardinal	71-36	UW
2013-14	Huskies	87-82	UW
	Cardinal	83-60	STAN
2014-15	Cardinal	60-56	UW
	Cardinal	82-69	STAN
2015-16	Cardinal	69-53	STAN
	Huskies	73-65	SEA
	Huskies	76-85	NCAA(13)
2016-17	Cardinal	72-68	UW
2017-18	Cardinal	71-45	STAN
	Cardinal	86-79	UW

STANFORD vs. WASHINGTON STATE

Pac-12: Cardinal leads series, 61-0			
1986-87	Cardinal	71-67	WSU
	Cardinal	73-61	STAN
1987-88	Cardinal	59-54	WSU
	Cardinal	66-53	STAN
1988-89	Cardinal	89-60	STAN
	Cardinal	89-67	WSU
1989-90	Cardinal	92-70	STAN
	Cardinal	90-64	WSU

1990-91	Cardinal	80-74	WSU
	Cardinal	93-63	STAN
1991-92	Cardinal	89-71	WSU
	Cardinal	86-63	STAN
1992-93	Cardinal	78-44	WSU
	Cardinal	100-56	STAN
1993-94	Cardinal	82-67	WSU
	Cardinal	87-58	STAN
1994-95	Cardinal	94-59	STAN
	Cardinal	81-47	WSU
1995-96	Cardinal	66-50	STAN
	Cardinal	87-63	WSU
1996-97	Cardinal	84-75	WSU
	Cardinal	82-45	STAN
1997-98	Cardinal	91-53	STAN
	Cardinal	92-74	WSU
1998-99	Cardinal	77-65	WSU
	Cardinal	77-54	STAN
1999-00	Cardinal	83-67	WSU
	Cardinal	78-73	STAN
2000-01	Cardinal	84-67	STAN
	Cardinal	87-78	WSU
2001-02	Cardinal	104-57	WSU
	Cardinal	76-50	STAN
2002-03	Cardinal	85-56	STAN
	Cardinal	84-41	WSU
2003-04	Cardinal	90-69	WSU
	Cardinal	91-67	STAN
2004-05	Cardinal	72-39	STAN
	Cardinal	69-56	WSU
2005-06	Cardinal	76-56	WSU
	Cardinal	78-47	STAN
2006-07	Cardinal	63-55	WSU
	Cardinal	60-34	STAN
2007-08	Cardinal	105-47	STAN
	Cardinal	74-52	WSU
2008-09	Cardinal	102-53	STAN
	Cardinal	76-46	WSU
2009-10	Cardinal	80-43	STAN
	Cardinal	98-67	WSU
2010-11	Cardinal	94-50	WSU
	Cardinal	100-59	STAN
2011-12	Cardinal	75-41	STAN
2012-13	Cardinal	72-50	WSU
	Cardinal	79-60	SEA(12)
2013-14	Cardinal	77-69	WSU
	Cardinal	84-64	STAN
2014-15	Cardinal	86-76OT	WSU
	Cardinal	75-56	STAN
2015-16	Cardinal	69-52	STAN
2016-17	Cardinal	76-54	WSU
	Cardinal	66-36	SEA
2017-18	Cardinal	70-57	STAN

UCLA vs. USC

Pac-12: Trojans lead series, 40-26			
1986-87	Trojans	76-72	UCLA
	Trojans	81-75	USC
1987-88	Trojans	67-56	UCLA
	Trojans	86-63	USC
1988-89	Bruins	72-62	USC
	Trojans	90-75	UCLA
1989-90	Bruins	83-68	USC
	Bruins	76-72	UCLA
1990-91	Trojans	73-69	UCLA
	Bruins	83-79	UCLA
1991-92	Trojans	62-60	USC
	Trojans	73-71	USC
1992-93	Trojans	73-60	USC
	Trojans	66-57	UCLA
1993-94	Trojans	85-70	USC
	Trojans	83-66	UCLA
1994-95	Trojans	56-55	UCLA
	Trojans	70-65	USC
1995-96	Trojans	96-77	USC
	Bruins	80-64	UCLA
1996-97	Trojans	60-56	UCLA
	Trojans	87-74	USC
1997-98	Bruins	74-68	USC
	Bruins	87-73	UCLA
1998-99	Bruins	94-53	UCLA
	Bruins		

1999-00	Bruins	82-62	UCLA
	Trojans	69-73	USC
2000-01	Bruins	65-53	UCLA
	Trojans	61-56	USC
2001-02	Trojans	67-57	UCLA
	Trojans	71-58	USC
2002-03	Bruins	72-64	UCLA
	Trojans	72-68	USC
2003-04	Trojans	64-51	USC
	Bruins	68-64	UCLA
2004-05	Bruins	62-61	UCLA
	Trojans	77-80	USC
2005-06	Trojans	73-70	USC
	Trojans	77-73	UCLA
2006-07	Trojans	75-72	UCLA
	Trojans	62-55	USC
2007-08	Trojans	64-56	USC
	Trojans	49-36	UCLA
	Bruins	73-52	SJ(10)
2008-09	Bruins	87-75	UCLA
	Trojans	87-76	USC
2009-10	Trojans	70-63	USC
	Bruins	74-56	UCLA
	Bruins	59-53	USC(6)
2010-11	Bruins	61-42	UCLA
	Bruins	74-67	USC
2011-12	Trojans	47-43	UCLA
	Trojans	66-54	USC
2012-13	Bruins	68-54	USC
	Bruins	63-58	UCLA
2013-14	Bruins	56-54	UCLA
	Trojans	54-68	USC
2014-15	Bruins	59-52	USC
	Bruins	71-60	UCLA
2015-16	Bruins	78-73	UCLA
	Trojans	71-68	USC
2016-17	Bruins	74-59	USC
	Bruins	71-67	UCLA
2017-18	Bruins	59-46	UCLA
	Bruins	84-70	USC

UCLA vs. UTAH
Pac-12: Bruins lead series, 11-0

2011-12	Bruins	65-60	UTAH
2012-13	Bruins	70-42	UCLA
	Bruins	54-43	SEA(12)
2013-14	Bruins	55-38	UCLA
	Bruins	62-52	UTAH
2014-15	Bruins	49-46	UTAH
	Bruins	58-45	UCLA
2015-16	Bruins	69-63	UTAH
2016-17	Bruins	67-56	UCLA
2017-18	Bruins	81-74	UTAH
	Bruins	78-71	OT UCLA

UCLA vs. WASHINGTON
Pac-12: Huskies lead series, 34-27

1986-87	Huskies	77-64	UW
	Huskies	82-69	UCLA
1987-88	Huskies	82-76	UW
	Huskies	84-70	UCLA
1988-89	Huskies	79-68	UW
	Huskies	64-62	UCLA
1989-90	Huskies	76-63	UCLA
	Huskies	83-68	UW
1990-91	Huskies	75-71	UW
	Huskies	64-54	UCLA
1991-92	Bruins	91-60	UCLA
	Bruins	65-62	UW
1992-93	Bruins	68-59	UCLA
	Huskies	80-72	UW
1993-94	Huskies	86-81	UCLA
	Bruins	65-62	UW
1994-95	Huskies	81-68	UW
	Huskies	57-54	UCLA
1995-96	Huskies	78-66	UCLA
	Huskies	70-48	UW
1996-97	Huskies	98-75	UW
	Huskies	76-75	UCLA
1997-98	Bruins	80-59	UW
	Bruins	96-72	UCLA
1998-99	Bruins	90-53	UCLA
	Huskies	96-85	UW

1999-00	Bruins	90-54	UCLA
	Bruins	85-66	UW
2000-01	Huskies	73-54	UW
	Bruins	81-56	UCLA
2001-02	Huskies	86-53	UW
	Huskies	68-48	UCLA
2002-03	Bruins	72-46	UCLA
	Huskies	111-77	UW
2003-04	Bruins	65-60	UCLA
	Huskies	64-59	UW
2004-05	Bruins	74-62	UW
	Bruins	86-81	UCLA
2005-06	Huskies	96-75	UW
	Bruins	83-75	UCLA
2006-07	Huskies	72-67	UW
	Bruins	73-67	UCLA
2007-08	Bruins	59-57	UW
	Bruins	75-68	UCLA
2008-09	Bruins	74-66	UCLA
	Huskies	59-49	UW
2009-10	Bruins	69-65	UW
	Bruins	73-55	UCLA
2010-11	Bruins	60-48	UW
	Bruins	60-42	UCLA
2011-12	Bruins	79-73	OT UCLA
	Huskies	67-59	UW
2012-13	Bruins	85-68	UCLA
	Bruins	65-61	UW
2013-14	Huskies	70-58	UCLA
2014-15	Huskies	74-61	UW
2015-16	Huskies	64-56	WASH
	Bruins	63-59	UCLA
2016-17	Huskies	82-70	UW
	Bruins	90-79	UCLA
2017-18	Bruins	86-69	UW

UCLA vs. WASHINGTON STATE
Pac-12: Bruins lead series, 54-8

1986-87	Bruins	67-63	WSU
	Bruins	81-56	UCLA
1987-88	Cougars	53-52	WSU
	Bruins	74-60	UCLA
1988-89	Bruins	82-69	WSU
	Bruins	91-72	UCLA
1989-90	Bruins	84-74	UCLA
	Cougars	84-72	WSU
1990-91	Cougars	78-77	WSU
	Bruins	78-70	UCLA
1991-92	Bruins	80-75	UCLA
	Bruins	76-68	WSU
1992-93	Bruins	82-75	UCLA
	Bruins	77-74	WSU
1993-94	Bruins	108-76	UCLA
	Bruins	81-74	WSU
1994-95	Cougars	85-80	WSU
	Bruins	71-57	UCLA
1995-96	Bruins	85-75	UCLA
	Cougars	88-81	OT WSU
1996-97	Bruins	77-73	WSU
	Bruins	85-63	UCLA
1997-98	Bruins	76-70	WSU
	Bruins	80-74	UCLA
1998-99	Bruins	100-70	UCLA
	Bruins	104-70	WSU
1999-00	Bruins	87-60	UCLA
	Bruins	96-86	WSU
2000-01	Cougars	74-52	WSU
	Bruins	93-61	UCLA
2001-02	Bruins	76-64	WSU
	Bruins	79-55	UCLA
2002-03	Bruins	93-51	UCLA
	Bruins	86-70	WSU
2003-04	Bruins	78-58	UCLA
	Bruins	78-57	WSU
2004-05	Bruins	89-69	WSU
	Bruins	68-63	UCLA
2005-06	Bruins	73-63	WSU
	Bruins	77-50	UCLA
2006-07	Bruins	74-71	WSU
	Bruins	73-70	UCLA
	Bruins	72-58	SJ(5)
2007-08	Bruins	76-56	WSU
	Bruins	68-56	UCLA

2008-09	Bruins	83-48	UCLA
	Bruins	65-50	WSU
2009-10	Bruins	59-56	WSU
	Bruins	93-58	UCLA
2010-11	Bruins	80-55	WSU
	Bruins	66-48	UCLA
2011-12	Bruins	73-52	UCLA
	Cougars	76-65	WSU
2012-13	Bruins	78-52	UCLA
	Bruins	80-65	WSU
2013-14	Bruins	79-72	UCLA
2014-15	Bruins	75-41	WSU
2015-16	Bruins	75-73	WSU
	Bruins	73-61	UCLA
2016-17	Cougars	82-73	WSU
	Bruins	67-48	UCLA
2017-18	Bruins	79-71	WSU

USC vs. UTAH
Pac-12: Trojans lead series, 7-3

2011-12	Utes	63-55	UTAH
2012-13	Utes	63-60	USC
2013-14	Trojans	55-47	USC
	Trojans	67-57	UTAH
2014-15	Trojans	46-43	UTAH
	Trojans	73-54	USC
2015-16	Trojans	70-59	UTAH
2016-17	Utes	58-53	USC
2017-18	Trojans	58-47	UTAH
	Trojans	53-52	OT USC

USC vs. WASHINGTON
Pac-12: Huskies lead series, 39-27

1986-87	Huskies	73-61	UW
	Trojans	91-67	USC
1987-88	Huskies	82-80	UW
	Trojans	77-74	USC
1988-89	Huskies	104-73	UW
	Huskies	75-67	USC
1989-90	Huskies	68-47	USC
	Huskies	76-40	UW
1990-91	Huskies	77-63	UW
	Trojans	69-62	USC
1991-92	Trojans	74-67	USC
	Trojans	62-58	UW
1992-93	Trojans	74-61	USC
	Trojans	46-45	UW
1993-94	Trojans	81-70	USC
	Huskies	63-55	UW
1994-95	Huskies	67-53	UW
	Huskies	75-72	USC
1995-96	Huskies	69-67	USC
	Huskies	73-67	UW
1996-97	Trojans	69-68	UW
	Huskies	71-66	USC
1997-98	Huskies	67-60	UW
	Trojans	65-63	USC
1998-99	Huskies	79-71	USC
	Huskies	74-54	UW
1999-00	Trojans	77-66	USC
	Trojans	88-76	OT UW
2000-01	Huskies	91-79	OT UW
	Trojans	88-76	USC
2001-02	Huskies	80-79	OT UW
	Huskies	69-63	USC
2002-03	Huskies	97-87	UW (4)
	Huskies	83-81	OT USC
	Huskies	94-76	UW
	Huskies	64-63	SJ (5)
2003-04	Trojans	70-50	USC
	Huskies	72-70	UW
	Huskies	67-50	SJ(5)
2004-05	Trojans	62-52	UW
	Trojans	73-68	USC
2005-06	Trojans	64-61	UW
	Huskies	87-79	OT2 USC
	Trojans	70-67	SJ(5)
2006-07	Huskies	76-60	UW
	Trojans	78-58	USC
	Trojans	81-77	SJ(5)
2007-08	Huskies	60-45	UW
	Trojans	68-52	USC
2008-09	Trojans	90-82	USC
	Trojans	77-53	UW
2009-10	Trojans	69-65	UW
	Trojans	56-51	USC

2010-11	Trojans	60-51	UW
	Trojans	65-61	OT USC
2011-12	Huskies	67-61	USC
	Trojans	62-55	UW
2012-13	Trojans	81-72	USC
	Huskies	61-58	UW
2013-14	Huskies	63-55	USC
2014-15	Huskies	60-48	UW
2015-16	Huskies	69-60	UW
	Huskies	61-53	USC
2016-17	Huskies	77-67	UW
	Huskies	87-74	USC
2017-18	Trojans	72-61	UW

USC vs. WASHINGTON STATE
Pac-12: Trojans lead series, 48-18

1986-87	Trojans	95-55	WSU
	Trojans	89-55	USC
1987-88	Cougars	77-60	WSU
	Trojans	86-64	USC
1988-89	Cougars	85-69	WSU
	Trojans	87-67	USC
1989-90	Cougars	70-59	USC
	Cougars	73-64	WSU
1990-91	Cougars	74-47	WSU
	Trojans	69-51	USC
1991-92	Trojans	71-65	USC
	Trojans	67-63	WSU
1992-93	Trojans	69-63	USC
	Trojans	55-52	WSU
1993-94	Trojans	101-70	USC
	Trojans	82-62	WSU
1994-95	Cougars	62-61	WSU
	Trojans	92-64	USC
1995-96	Cougars	90-86	USC
	Trojans	87-81	WSU
1996-97	Trojans	70-63	WSU
	Trojans	101-59	USC
1997-98	Trojans	57-48	WSU
	Cougars	68-65	USC
1998-99	Cougars	65-58	USC
	Cougars	61-53	WSU
1999-00	Trojans	71-61	USC
	Trojans	62-59	WSU
2000-01	Cougars	79-78	WSU
	Trojans	84-51	USC
2001-02	Trojans	87-66	WSU
	Trojans	79-38	USC
2002-03	Trojans	92-44	USC
	Trojans	89-36	WSU
	Trojans	53-46	SJ(5)
2003-04	Trojans	82-52	USC
	Trojans	83-47	WSU
2004-05	Trojans	77-75	WSU
	Trojans	69-62	USC
2005-06	Trojans	81-60	WSU
	Trojans	75-67	USC
2006-07	Trojans	62-56	WSU
	Trojans	65-47	USC
2007-08	Trojans	62-58	WSU
	Trojans	64-46	USC
2008-09	Trojans	75-57	USC
	Trojans	68-57	WSU
2009-10	Trojans	61-51	WSU
	Cougars	64-52	USC
2010-11	Trojans	72-57	WSU
	Trojans	74-67	USC
	Trojans	78-66	USC(8)
2011-12	Trojans	67-62	USC
	Trojans	65-54	USC
	Trojans	69-55	USC(10)
2012-13	Trojans	61-59	USC
	Cougars	57-54	WSU
2013-14	Cougars	79-75	USC
2014-15	Cougars		

UTAH vs. WASHINGTON

Pac-12: Huskies lead series, 8-7

2011-12	Utah	49-36	OT	UW
	Huskies	52-39		UW(4)
2012-13	Utah	60-48		UTAH
2013-14	Huskies	53-52	(OT)	UW
	Huskies	67-66		UTAH
	Utah	65-53		SEA(12)
2014-15	Huskies	63-51		UW
	Utah	69-61		UTAH
	Huskies	75-64		SEA
2015-16	Utah	88-83		UTAH
	Huskies	73-60		UW
2016-17	Huskies	82-53		UTAH
	Huskies	84-77		UW
2017-18	Utah	74-65		UTAH
	Utah	81-46		UW

UTAH vs. WASHINGTON STATE

Pac-12: Utah lead series, 7-5

2011-12	Cougars	60-43		WSU
2012-13	Utah	59-47		UTAH
2013-14	Utah	59-57		WSU
	Cougars	83-73		UTAH
2014-15	Cougars	63-54		WSU
	Cougars	61-52		UTAH
2015-16	Utah	73-71		UTAH
	Utah	75-69		WSU
2016-17	Cougars	61-55		WSU
	Utah	74-57		UTAH
2017-18	Utah	81-79		WSU
	Utah	54-50		UTAH

WASHINGTON vs. WASHINGTON STATE

Pac-12: Huskies lead series, 56-6

1986-87	Huskies	79-71		UW
	Huskies	91-57		WSU
1987-88	Huskies	81-72		WSU
	Huskies	76-58		UW
1988-89	Huskies	84-64		UW
	Huskies	69-63		WSU
1989-90	Huskies	85-54		WSU
	Huskies	76-57		UW
1990-91	Huskies	77-61		UW
	Huskies	69-56		WSU
1991-92	Huskies	73-68		WSU
	Huskies	80-73		UW
1992-93	Cougars	75-72	OT	UW
	Huskies	77-62		WSU
1993-94	Huskies	85-69		WSU
	Huskies	89-64		UW
1994-95	Huskies	82-64		UW
	Cougars	72-67		WSU
1995-96	Huskies	93-76		WSU
	Huskies	78-60		UW
1996-97	Huskies	78-56		UW
	Huskies	65-45		WSU
1997-98	Huskies	73-58		WSU
	Huskies	81-63		UW
1998-99	Huskies	91-69		UW
	Huskies	72-70		WSU
1999-00	Huskies	56-55		UW
	Huskies	64-56		WSU
2000-01	Huskies	91-71		WSU
	Huskies	80-64		UW
2001-02	Huskies	98-64		UW
	Huskies	75-68		WSU
2002-03	Huskies	77-69		WSU
	Huskies	73-49		UW
2003-04	Huskies	72-54		UW
	Huskies	82-64		WSU
2004-05	Huskies	68-61		WSU
	Huskies	76-72		UW
2005-06	Huskies	73-70		WSU
	Huskies	83-57		UW
2006-07	Huskies	86-64		WSU
	Huskies	81-49		UW
2007-08	Huskies	61-46		WSU
	Huskies	84-40		UW
2008-09	Huskies	71-54		UW
	Huskies	62-55		WSU
2009-10	Huskies	76-70	OT	WSU
	Huskies	70-54		UW
2010-11	Huskies	64-52		UW
	Huskies	65-48		WSU

2011-12	Huskies	60-51		WSU
	Huskies	60-56		UW
2012-13	Huskies	60-53		UW
	Huskies	79-72		WSU
2013-14	Cougars	82-80		WSU
	Cougars	85-76		UW
2014-15	Cougars	83-72		UW
	Huskies	83-43		WSU
2015-16	Huskies	79-64		WSU
	Huskies	69-63		UW
2016-17	Huskies	94-63		UW
	Huskies	87-44		WSU
2017-18	Cougars	78-75	OT	WSU
	Huskies	56-49		UW

(1) NCAA Tournament, Las Vegas, Nev.

(2) NCAA Tournament, Seattle, Wash.

(3) State Farm Pac-10 Tournament, McArthur Court, Eugene, Ore.

(4) Postseason WNIT

(5) State Farm Pac-10 Tournament, HP Pavilion, San Jose, Calif.

(6) State Farm Pac-10 Tournament, Galen Center, Los Angeles, Calif.

(7) Kona Classic, Kona, Hawai'i

(8) Pacific Life Pac-10 Tournament, Galen Center, Los Angeles, Calif.

(9) Pacific Life Pac-10 Tournament, STAPLES CENTER, Los Angeles, Calif.

(10) Pacific Life Pac-12 Tournament, Galen Center, Los Angeles, Calif.

(11) Pacific Life Pac-12 Tournament, STAPLES CENTER, Los Angeles, Calif.

(12) Pac-12 Tournament, KeyArena, Seattle, Wash.

(13) NCAA Tournament, Lexington, Ky.

1976-77

- Delta State
- Immaculata
- St. Joseph's
- Cal State Fullerton
- Tennessee
- Tennessee Tech
- Wayland Baptist
- Montclair State
- Stephen F. Austin
- North Carolina State
- Louisiana State
- Baylor
- UCLA**
- Old Dominion
- SE Louisiana
- Maryland
- Michigan State
- Mississippi College
- Southern Connecticut
- Kansas State

1977-78

- Tennessee
- Wayland Baptist
- North Carolina State
- Montclair State
- UCLA**
- Maryland
- Queens College
- Valdosta State
- Delta State
- Louisiana State
- St. Joseph's
- Old Dominion
- Missouri
- Stephen F. Austin
- Texas
- Ohio State
- Penn State
- Southern Connecticut
- Memphis State
- Mississippi

1978-79

- Old Dominion
- Louisiana Tech
- Tennessee
- Texas
- Stephen F. Austin
- UCLA**
- Rutgers
- Maryland
- Cheyney State
- Wayland Baptist
- North Carolina State
- Valdosta State
- Penn State
- Kansas State
- South Carolina
- Northwestern
- Nevada-Las Vegas
- Long Beach State
- Fordham
- Montclair State

1979-80

- Old Dominion
- Tennessee
- Louisiana Tech
- South Carolina
- Stephen F. Austin
- Maryland
- Texas
- Rutgers
- Long Beach State
- North Carolina State
- Kansas
- Cheyney State
- Kansas State
- Kentucky
- Northwestern
- Mercer
- OREGON**
- Central Missouri State
- San Francisco
- Brigham Young

1980-81

- Louisiana Tech
- Tennessee
- Old Dominion
- USC**
- Cheyney State
- Long Beach State
- UCLA**
- Maryland
- Rutgers
- Kansas
- Kentucky
- OREGON**
- North Carolina State
- Stephen F. Austin
- Illinois State
- Texas
- Jackson State
- Minnesota
- OREGON STATE**
- Clemson

1981-82

- Louisiana Tech
- Cheyney State
- Maryland
- Tennessee
- Texas
- USC**
- Old Dominion
- Rutgers
- Long Beach State
- Penn State
- Villanova
- North Carolina State
- Kentucky
- Kansas State
- South Carolina
- Drake
- Memphis State
- ARIZONA STATE**
- OREGON**
- Missouri

1982-83

- Louisiana Tech
- USC**
- Texas
- Old Dominion
- Cheyney State
- Maryland
- Long Beach State
- Georgia
- Tennessee
- Penn State
- Kentucky
- ARIZONA STATE**
- Mississippi
- Auburn
- Missouri
- North Carolina State
- Kansas State
- North Carolina
- OREGON STATE**
- Louisiana State

1983-84

- Texas
- Louisiana Tech
- Georgia
- Old Dominion
- USC**
- Long Beach State
- Kansas State
- Louisiana State
- Cheyney State
- Mississippi
- Missouri
- Alabama
- North Carolina State
- North Carolina
- Tennessee
- North Carolina State
- Maryland
- Virginia
- Ohio State
- Tenn.-Chattanooga

1984-85

- Texas
- Northwest Louisiana
- Long Beach State
- Louisiana Tech

- Old Dominion
- Mississippi
- Ohio State
- Georgia
- Penn State
- Auburn
- WASHINGTON**
- North Carolina State
- Tennessee
- Western Kentucky
- USC**
- Nevada-Las Vegas
- St. Joseph's
- UCLA**
- Texas Tech
- San Diego State

1985-86

- Texas
- Georgia
- USC**
- Louisiana Tech
- Western Kentucky
- Virginia
- Auburn
- Long Beach State
- Louisiana State
- Rutgers
- Mississippi
- Ohio State
- Penn State
- Iowa
- Tennessee
- North Carolina
- James Madison
- Southern Illinois
- Oklahoma
- Vanderbilt

1986-87

- Texas
- Auburn
- Louisiana Tech
- Long Beach State
- Rutgers
- Georgia
- Tennessee
- Mississippi
- Iowa
- Ohio State
- James Madison
- North Carolina State
- Ohio State
- Louisiana State
- Penn State
- Southern Illinois
- Villanova
- Vanderbilt
- USC**
- WASHINGTON**

1987-88

- Tennessee
- Iowa
- Auburn
- Texas
- Louisiana Tech
- Ohio State
- Long Beach State
- Rutgers
- Maryland
- Virginia
- WASHINGTON**
- Mississippi
- STANFORD**
- James Madison
- USC**
- Montana
- Georgia
- New Mexico State
- Stephen F. Austin
- La Salle

1988-89

- Tennessee
- Auburn
- Louisiana Tech
- STANFORD**
- Maryland
- Texas
- Long Beach State
- Iowa
- Colorado

- Georgia
- Stephen F. Austin
- Mississippi
- North Carolina State
- Ohio State
- Purdue
- Nevada-Las Vegas
- South Carolina
- La Salle
- Western Kentucky
- Old Dominion

1989-90

- Louisiana Tech
- STANFORD**
- WASHINGTON**
- Tennessee
- Nevada-Las Vegas
- Stephen F. Austin
- Georgia
- Texas
- Auburn
- Iowa
- North Carolina State
- Virginia
- Northwestern
- Long Beach State
- Purdue
- Hawaii
- Northern Illinois
- Providence
- South Carolina
- Southern Mississippi
- Tennessee Tech
- Arkansas
- Louisiana State
- Mississippi
- St. Joseph's

1990-91

- Penn State
- Virginia
- Georgia
- Tennessee
- Purdue
- Auburn
- North Carolina State
- Louisiana State
- Arkansas
- Western Kentucky
- STANFORD**
- WASHINGTON**
- Connecticut
- Stephen F. Austin
- Providence
- Texas
- Nevada-Las Vegas
- Long Beach State
- Mississippi
- Rutgers
- Clemson
- Northwestern
- Iowa
- Lamar
- Oklahoma State

1991-92

- Virginia
- Tennessee
- STANFORD**
- Stephen F. Austin
- Mississippi
- Miami (Fla.)
- Iowa
- Maryland
- Penn State
- SW Missouri State
- Purdue
- Texas Tech
- Vanderbilt
- West Virginia
- Western Kentucky
- George Washington
- Kansas
- Alabama
- Texas
- Clemson
- Creighton
- Houston
- USC**
- Colorado
- UC Santa Barbara
- Vermont

1992-93

- Vanderbilt
- Tennessee
- Ohio State
- Iowa
- Texas Tech
- STANFORD**
- Auburn
- Penn State
- Virginia
- Colorado
- Maryland
- Stephen F. Austin
- Western Kentucky
- Louisiana Tech
- USC**
- Texas
- North Carolina
- Vermont
- Bowling Green
- Miami (Fla.)
- Georgia
- Nebraska
- Hawaii
- Kansas
- Northern Illinois
- Oklahoma State

1993-94

- Tennessee
- Penn State
- Connecticut
- North Carolina
- Colorado
- Louisiana Tech
- USC**
- Purdue
- Texas Tech
- Virginia
- STANFORD**
- Vanderbilt
- Iowa
- Seton Hall
- Kansas
- Alabama
- Montana
- WASHINGTON**
- Florida International
- Florida
- Boise State
- Southern Mississippi
- Mississippi
- Bowling Green
- Texas

1994-95

- Connecticut
- Colorado
- Tennessee
- STANFORD**
- Texas Tech
- Vanderbilt
- Penn State
- Louisiana Tech
- Western Kentucky
- Virginia
- North Carolina
- Georgia
- Alabama
- WASHINGTON**
- Arkansas
- Purdue
- Florida
- George Washington
- Mississippi
- Duke
- OREGON STATE**
- San Diego State
- Kansas
- North Carolina State
- Old Dominion

1995-96

- Louisiana Tech
- Connecticut
- STANFORD**
- Tennessee
- Georgia
- Old Dominion
- Iowa
- Penn State
- Texas Tech
- Alabama

- Virginia
- Vanderbilt
- Duke
- Clemson
- Purdue
- Florida
- Colorado
- Wisconsin
- Auburn
- Kansas
- Notre Dame
- OREGON STATE**
- North Carolina State
- Mississippi
- Texas A&M

1996-97

- Connecticut
- Old Dominion
- STANFORD**
- North Carolina
- Louisiana Tech
- Georgia
- Florida
- Alabama
- Louisiana State
- Tennessee
- Kansas
- Virginia
- Auburn
- Texas
- Notre Dame
- Illinois
- Texas Tech
- Colorado
- Stephen F. Austin
- Vanderbilt
- Clemson
- George Washington
- Tulane
- Michigan State
- Western Kentucky

1997-98

- Tennessee
- Old Dominion
- Connecticut
- Louisiana Tech
- STANFORD**
- Texas Tech
- North Carolina
- Duke
- ARIZONA**
- North Carolina State
- Alabama
- Fla. International
- Florida
- Clemson
- W. Kentucky
- Illinois
- Virginia
- Vanderbilt
- Stephen F. Austin
- Hawaii
- Purdue
- Drake
- Iowa
- Iowa St.
- UCLA**

1998-99

- Purdue
- Tennessee
- Louisiana Tech
- Connecticut
- Old Dominion
- Texas Tech
- Colorado State
- Notre Dame
- Rutgers
- Clemson
- Duke
- Georgia
- Virginia Tech
- North Carolina
- UCLA**
- OREGON**
- UC Santa Barbara
- Penn State
- Iowa State
- Virginia
- Louisiana State
- Alabama

- 23. Tulane
- 24. Florida International
- 25. Toledo

1999-00

- 1. Connecticut
- 2. Tennessee
- 3. Louisiana Tech
- 4. Georgia
- 5. Notre Dame
- 6. Penn State
- 7. Iowa State
- 8. Rutgers
- 9. UC Santa Barbara
- 10. Duke
- 11. Texas Tech
- 12. Mississippi State
- 13. Purdue
- 14. Old Dominion
- 15. LSU
- 16. Auburn
- 17. Boston College
- 18. Oklahoma
- 19. Virginia
- 20. **OREGON**
- 21. **ARIZONA**
- 22. Tulane
- 23. North Carolina State
- 24. Xavier
- 25. Michigan

2000-01

- 1. Connecticut
- 2. Notre Dame
- 3. Tennessee
- 4. Georgia
- 5. Duke
- 6. Louisiana Tech
- 7. Oklahoma
- 8. Iowa State
- 9. Purdue
- 10. Vanderbilt
- 11. Rutgers
- 12. Xavier
- 13. Texas Tech
- 14. Florida
- 15. SW Missouri State
- 16. Iowa
- 17. Utah
- 18. Louisiana State
- 19. North Carolina State
- 20. Colorado
- 21. Penn State
- 22. Clemson
- 23. Baylor
- 24. Wisconsin
- 25t. **ARIZONA STATE**
- 25t. Virginia Tech

2001-02

- 1. Connecticut
- 2. Oklahoma
- 3. Duke
- 4. Vanderbilt
- 5. **STANFORD**
- 6. Tennessee
- 7. Baylor
- 8. Louisiana Tech
- 9. Purdue
- 10. Iowa State
- 11. Kansas State
- 12. Colorado
- 13. South Carolina
- 14. Texas
- 15. Old Dominion
- 16. North Carolina
- 17. Texas Tech
- 18. Minnesota
- 19. Cincinnati
- 20. Colorado State
- 21. Boston College
- 22. Louisiana Tech
- 23. Florida International
- 24t. Florida
- 24t. Penn State

2002-03

- 1. Connecticut
- 2. Duke
- 3. Louisiana State
- 4. Tennessee
- 5. Texas
- 6. Louisiana Tech
- 7. Texas Tech
- 8. Kansas State
- 9. **STANFORD**
- 10. Purdue
- 11. Villanova
- 12. North Carolina
- 13. Mississippi State
- 14. Vanderbilt
- 15. Penn State
- 16. South Carolina
- 17. Minnesota
- 18. UC Santa Barbara
- 19. Georgia
- 20. Ohio State
- 21. Wisconsin-Green Bay
- 22. **ARIZONA**
- 23. Rutgers
- 24. Arkansas
- 25t. Boston College
- 25t. George Washington

2003-04

- 1. Duke
- 2. Tennessee
- 3. Purdue
- 4. Texas
- 5. Penn State
- 6. Connecticut
- 7. Louisiana Tech
- 8. Kansas State
- 9. Houston
- 10. **STANFORD**
- 11. Oklahoma
- 12. North Carolina
- 13. Vanderbilt
- 14. Texas Tech
- 15. Baylor
- 16. Georgia
- 17. Colorado
- 18. Boston College
- 19. Louisiana State
- 20. TCU
- 21. Ohio State
- 22. Auburn
- 23. Michigan State
- 24. Minnesota
- 25. Villanova

2004-05

- 1. **STANFORD**
- 2. LSU
- 3. Tennessee
- 4. North Carolina
- 5. Duke
- 6. Baylor
- 7. Michigan State
- 8. Ohio State
- 9. Rutgers
- 10. Notre Dame
- 11. Texas
- 12. Minnesota
- 13. Connecticut
- 14. Texas Tech
- 15. Temple
- 16. DePaul
- 17. Kansas State
- 18. Iowa State
- 19. Vanderbilt
- 20. North Carolina State
- 21. Georgia
- 22. Penn State
- 23. Boston College
- 24. Wisconsin-Green Bay
- 25. TCU

2005-06

- 1. North Carolina
- 2. Ohio State
- 3. Maryland
- 4. Duke
- 5. LSU
- 6. Tennessee
- 7. Oklahoma
- 8. Connecticut
- 9. Rutgers
- 10. Baylor

- 11. Purdue
- 12. Georgia
- t13. **STANFORD**
- t13. DePaul
- 15. **ARIZONA STATE**
- 16. Michigan State
- 17. Louisiana Tech
- 18. Utah
- 19. Temple
- 20. Texas A&M
- 21. **UCLA**
- 22. BYU
- 23. Bowling Green
- 24. New Mexico
- 25. Minnesota

2006-07

- 1. Duke
- 2. Connecticut
- 3. North Carolina
- 4. Tennessee
- 5. Ohio State
- 6. **STANFORD**
- 7. Maryland
- 8. **ARIZONA STATE**
- 9. Vanderbilt
- 10. LSU
- 11. Oklahoma
- 12. Purdue
- 13. Texas A&M
- 14. Georgia
- 15. George Washington
- 16. Middle Tennessee State
- 17. N.C. State
- 18. Baylor
- 19. Rutgers
- 20. Bowling Green
- 21. Marquette
- 22. Wisconsin Green Bay
- 23. Louisville
- 24. Michigan State
- 25. Montana

2007-08

- 1. Connecticut
- 2. North Carolina
- 3. Tennessee
- 4. **STANFORD**
- 5. Maryland
- 6. LSU
- 7. Rutgers
- 8. Texas A&M
- 9. Duke
- 10. **CALIFORNIA**
- 11. Old Dominion
- 12. Baylor
- 13. Oklahoma State
- 14. Oklahoma
- 15. Notre Dame
- 16. Kansas State
- 17. West Virginia
- 18. Utah
- 19. Louisville
- 20. George Washington
- 21. Vanderbilt
- 22. Marist
- 23. UTEP
- 24. Virginia
- 25. Ohio State

2008-09

- 1. Connecticut
- 2. **STANFORD**
- 3. Maryland
- 4. Oklahoma
- 5. Baylor
- 6. Duke
- 7. Louisville
- 8. Auburn
- 9. Texas A&M
- 10. Ohio State
- 11. North Carolina
- 12. Florida State
- 13. **CALIFORNIA**
- 14. Vanderbilt
- 15. Pittsburgh
- 16. South Dakota State
- 17. Iowa State
- 18. Tennessee
- 19. **ARIZONA STATE**
- 20. Xavier
- 21. Kansas State

- 22. Florida
- 23. Notre Dame
- 24. Virginia
- 25. Texas

2009-10

- 1. Connecticut
- 2. **STANFORD**
- 3. Tennessee
- 4. Nebraska
- 5. Xavier
- 6. Duke
- 7. Notre Dame
- 8. Ohio State
- 9. Texas A&M
- 10. West Virginia
- 11. Florida State
- 12. Oklahoma
- 13. Georgetown
- 14. Baylor
- 15. St. John's
- 16. Iowa State
- 17. Texas
- 18. Gonzaga
- 19. Kentucky
- 20. Oklahoma State
- 21. LSU
- 22. **UCLA**
- 23. Georgia
- 24. Michigan State
- 25. Hartford

2010-11

- 1. Connecticut
- 2. **STANFORD**
- 3. Baylor
- 4. Tennessee
- 5. Xavier
- 6. Duke
- 7. **UCLA**
- 8. Texas
- 9. DePaul
- 10. Notre Dame
- 11. Miami (Fla.)
- 12. Michigan State
- 13. Green Bay
- 14. North Carolina
- 15. Florida State
- 16. Maryland
- 17. Kentucky
- 18. Ohio State
- 19. Marist
- 20. Gonzaga
- 21. Oklahoma
- 22. Houston
- 23. Georgetown
- 24. Georgia Tech
- 25. Marquette

2011-12

- 1. Baylor
- 2. **STANFORD**
- 3. Connecticut
- 4. Notre Dame
- 5. Maryland
- 6. Duke
- 7. Delaware
- 8. Miami (Fla.)
- 9. Tennessee
- 10. UW-Green Bay
- 11. Penn State
- 12. Kentucky
- 13. Purdue
- 14. St. John's
- 15. Georgia Tech
- 16. Ohio State
- 17. Nebraska
- 18. Georgetown
- 19. Louisville
- 20. Georgia
- 21. St. Bonaventure
- 22. Texas A&M
- 23. Rutgers
- 24. Princeton
- 25. South Carolina

2012-13

- 1. Baylor
- 2. Notre Dame
- 3. Connecticut
- 4. **STANFORD**
- 5. Duke
- 6. **CALIFORNIA**

- 7. Kentucky
- 8. Penn State
- 9. Texas A&M
- 10. Tennessee
- 11. **UCLA**
- 12. Maryland
- 13. North Carolina
- 14. Georgia
- 15. Delaware
- 16. Louisville
- 17. South Carolina
- 18. Dayton
- 19. **COLORADO**
- 20. Green Bay
- 21. Purdue
- 22. Syracuse
- 23. Iowa State
- 24. Nebraska
- 25. Florida State

2013-14

- 1. Connecticut
- 2. Notre Dame
- 3. Tennessee
- 4. Louisville
- 5. Baylor
- 6. **STANFORD**
- 7. West Virginia
- 8. South Carolina
- 9. Duke
- 10. Kentucky
- 11. Maryland
- 12. North Carolina
- 13. Nebraska
- 14. Penn State
- 15. Texas A&M
- 16. NC State
- 17. Purdue
- 18. Gonzaga
- 19. Iowa
- 20. Michigan State
- 21. Oklahoma State
- 22. Middle Tennessee
- 23. DePaul
- 24. **CALIFORNIA**
- 25. **USC**

2014-15

- 1. Connecticut
- 2. Notre Dame
- 3. South Carolina
- 4. Maryland
- 5. Baylor
- 6. Tennessee
- 7. Florida State
- 8. Louisville
- 9. **ARIZONA STATE**
- 10. **OREGON STATE**
- 11. Kentucky
- 12. Mississippi State
- 13. Princeton
- 14. **STANFORD**
- 15. North Carolina
- 16. Duke
- 17. Chattanooga
- 18. Iowa
- 19. G. Washington
- 20. Florida Gulf Coast
- 21. Texas A&M
- 22. Northwestern
- 23. Ohio State
- 24. **CALIFORNIA**
- 25. South Florida

2015-16

- 1. Connecticut
- 2. Notre Dame
- 3. South Carolina
- 4. Baylor
- 5. Maryland
- 6. **OREGON STATE**
- 7. Texas
- 8. Louisville
- 9. Ohio State
- 10. **UCLA**
- 11. **ARIZONA STATE**
- 12. Kentucky
- 13. **STANFORD**
- 14. Syracuse
- 15. Mississippi State
- 16. Michigan State
- 17. Florida State
- 18. Texas A&M

- 19. Miami
- 20. DePaul
- 21. South Florida
- 22. Colorado State
- 23. West Virginia
- 24. Oklahoma
- 25. Florida

2016-17

- 1. Connecticut
- 2. Notre Dame
- 3. South Carolina
- 4. Maryland
- 5. Baylor
- 6. **STANFORD**
- 7. Mississippi State
- 8. **OREGON STATE**
- 9. Duke
- 10. Florida State
- 11. Ohio State
- 12. **WASHINGTON**
- 13. Louisville
- 14. Texas
- 15. **UCLA**
- 16. Miami
- 17. NC State
- 18. Kentucky
- 19. DePaul
- 20. Drake
- 21. Syracuse
- 22. West Virginia
- 23. Oklahoma
- 24. Kansas State
- 25. Missouri

2017-18

- 1. Connecticut (32)
- 2. Baylor
- 3. Louisville
- 4. Mississippi State
- 5. Notre Dame
- 6. **OREGON**
- 7. South Carolina
- 8. Texas
- 9. **UCLA**
- 10. Ohio State
- 11. Florida State
- 12. Tennessee
- 13. **OREGON STATE**
- 14. Texas A&M
- 15. **STANFORD**
- 16. Maryland
- 17. Missouri
- 18. Georgia
- 19. South Florida
- 20. Duke
- 21. NC State
- 22. Green Bay
- 23. Belmont
- 24. LSU
- 25. Mercer

1985-86

1. Texas
2. **USC**
3. Western Kentucky
4. Georgia
5. Tennessee
6. Mississippi
7. Louisiana Tech
8. Louisiana State
9. Auburn
10. Rutgers
11. Northeast Louisiana
12. Long Beach State
13. Penn State
14. Virginia
15. North Carolina
16. James Madison
17. Ohio State
18. Oklahoma
19. Iowa
20. Montana
21. Texas Tech
22. Southern Illinois
23. Drake
24. St. Joseph's
25. Vanderbilt

1986-87

1. Tennessee
2. Louisiana Tech
3. Texas
4. Long Beach State
5. Rutgers
6. Auburn
7. Iowa
8. Ohio State
9. Georgia
10. Virginia
11. Mississippi
12. North Carolina State
13. Southern Illinois
14. **USC**
15. James Madison
16. Penn State
17. Old Dominion
18. **WASHINGTON**
19. Louisiana State
20. **OREGON**
21. Vanderbilt
22. Villanova
23. Western Kentucky
24. St. Joseph's
25. Drake

1987-88

1. Louisiana Tech
2. Auburn
3. Tennessee
4. Long Beach State
5. Texas
6. Iowa
7. Virginia
8. Maryland
9. Ohio State
10. Georgia
11. Rutgers
12. Mississippi
13. **USC**
14. **STANFORD**
15. James Madison
16. **WASHINGTON**
17. Montana
18. Stephen F. Austin
19. Western Kentucky
20. Clemson
21. St. Joseph's
22. DePaul
23. New Mexico State
24. South Carolina
25. Houston

1988-89

1. Tennessee
2. Auburn
3. Maryland
4. Louisiana Tech
5. **STANFORD**
6. Texas
7. Long Beach State
8. Mississippi
9. Ohio State
10. North Carolina State
11. Iowa
12. Nevada-Las Vegas

13. Clemson
14. Louisiana State
15. Virginia
16. Stephen F. Austin
17. Purdue
18. Georgia
19. Colorado
20. Rutgers
21. Old Dominion
22. South Carolina
23. St. Joseph's
24. Tennessee Tech
25. James Madison

1989-90

1. **STANFORD**
2. Auburn
3. Virginia
4. Louisiana Tech
5. Tennessee
6. Texas
7. **WASHINGTON**
8. Arkansas
9. Stephen F. Austin
10. North Carolina State
11. Providence
12. Mississippi
13. Georgia
14. Purdue
15. UNLV
16. South Carolina
17. Vanderbilt
18. Iowa
19. Clemson
20. Long Beach State
21. Northern Illinois
22. Northwestern
23. Southern Mississippi
24. Hawaii
25. Tennessee Tech

1990-91

1. Tennessee
2. Virginia
3. **STANFORD**
4. Connecticut
5. Auburn
6. Georgia
7. Lamar
8. Clemson
9. Penn State
10. North Carolina State
11. Western Kentucky
12. Arkansas
13. **WASHINGTON**
14. Purdue
15. James Madison
16. Oklahoma State
17. Long Beach State
18. Louisiana State
19. Stephen F. Austin
20. Vanderbilt
21. Iowa
22. UNLV
23. Northwestern
24. Providence
25. Texas

1991-92

1. **STANFORD**
2. Virginia
3. Western Kentucky
4. SW Missouri State
5. Tennessee
6. Mississippi
7. Vanderbilt
8. Maryland
9. Miami (Fla.)
10. Iowa
11. West Virginia
12. **USC**
13. Stephen F. Austin
14. Penn State
15. Texas Tech
16. Purdue
17. Alabama
18. **UCLA**
19. Clemson
20. George Washington
21. UC Santa Barbara
22. Vermont
23. Texas
24. Creighton
25. Kansas

1992-93

1. Texas Tech
2. Ohio State
3. Iowa
4. Vanderbilt
5. Tennessee
6. Virginia
7. **STANFORD**
8. Louisiana Tech
9. Colorado
10. Auburn
11. Stephen F. Austin
12. Western Kentucky
13. Penn State
14. **USC**
15. North Carolina
16. Georgetown
17. SW Missouri State
18. Maryland
19. Texas
20. Miami (Fla.)
21. Georgia
22. Nebraska
23. Vermont
24. Hawaii
25. Alabama

1993-94

1. North Carolina
2. Louisiana Tech
3. Purdue
4. Alabama
5. Tennessee
6. Penn State
7. Connecticut
8. **STANFORD**
9. **USC**
10. Colorado
11. Texas Tech
12. Virginia
13. Vanderbilt
14. Seton Hall
15. Iowa
16. Southern Mississippi
17. Kansas
18. Montana
19. Texas A&M
20. Mississippi
21. **WASHINGTON**
22. Clemson
23. Texas
24. Florida International
25. Florida

1994-95

1. Connecticut
2. Tennessee
3. **STANFORD**
4. Georgia
5. Colorado
6. Virginia
7. Texas Tech
8. Vanderbilt
9. Purdue
10. Louisiana Tech
11. North Carolina
12. Western Kentucky
13. **WASHINGTON**
14. Alabama
15. George Washington
16. Penn State
17. Duke
18. Florida
19. NC State
20. Arkansas
21. **OREGON STATE**
22. Mississippi
23. Kansas
24. Drake
25. Montana

1995-96

1. Tennessee
2. Georgia
3. Connecticut
4. **STANFORD**
5. Louisiana Tech
6. Virginia
7. Vanderbilt
8. Auburn
9. Iowa
10. Old Dominion
11. Alabama
12. Texas Tech

13. Penn State
14. Stephen F. Austin
15. Kansas
16. San Francisco
17. Clemson
18. Colorado
19. Duke
20. Wisconsin
21. Notre Dame
22. Florida
23. DePaul
24. Colorado State
25. Texas

1996-97

1. Tennessee
2. Old Dominion
3. **STANFORD**
4. Connecticut
5. Notre Dame
6. Florida
7. Georgia
8. Louisiana Tech
9. North Carolina
10. George Washington
11. Alabama
12. Louisiana State
13. Illinois
14. Virginia
15. Colorado
16. Kansas
17. Vanderbilt
18. Texas
19. Texas Tech
20. Auburn
21. Michigan State
22. Stephen F. Austin
23. Purdue
24. Tulane
25. Clemson

1997-98

1. Tennessee
2. Louisiana Tech
3. North Carolina
4. NC State
5. Connecticut
6. Old Dominion
7. Arkansas
8. Duke
9. **ARIZONA**
10. Texas Tech
11. Purdue
12. Florida
13. Alabama
14. Illinois
15. **STANFORD**
16. Rutgers
17. Notre Dame
18. Florida International
19. Western Kentucky
20. **UCLA**
21. Clemson
22. Kansas
23. Virginia
24. Iowa State
25. Vanderbilt

1998-99

1. Purdue
2. Duke
3. Louisiana Tech
4. Tennessee
5. Georgia
6. Rutgers
7. **UCLA**
8. Connecticut
9. Texas Tech
10. Old Dominion
11. Iowa State
12. Colorado State
13. Clemson
14. Virginia Tech
15. North Carolina
16. Louisiana State
17. Notre Dame
18. Penn State
19. **OREGON**
20. SW Missouri State
20. Virginia
22. Kansas
23. UC Santa Barbara
24. Xavier
25. Alabama

1999-00

1. Connecticut
2. Tennessee
3. Penn State
4. Rutgers
5. Georgia
6. Louisiana Tech
7. Texas Tech
8. LSU
9. Notre Dame
10. Iowa State
11. Duke
12. Old Dominion
13. Oklahoma
14. Virginia
15. Mississippi State
16. Purdue
17. Boston College
18. North Carolina
19. Auburn
20. **ARIZONA**
21. UC Santa Barbara
22. UAB
23. NC State
24. Tulane
25. Vanderbilt

2000-01

1. Notre Dame
2. Purdue
3. Connecticut
4. SW Missouri State
5. Tennessee
6. Louisiana Tech
7. Vanderbilt
8. Duke
9. Xavier
10. Oklahoma
11. Texas Tech
12. Iowa State
13. Georgia
14. **WASHINGTON**
15. Utah
16. NC State
17. Rutgers
18. Florida
19. Missouri
20. Louisiana State
21. Iowa
22. Clemson
23. Colorado
24. Villanova
25. Florida State

2001-02

1. Connecticut
2. Oklahoma
3. Tennessee
4. Duke
5. Vanderbilt
6. South Carolina
7. Old Dominion
8. **STANFORD**
9. Colorado
10. Kansas State
11. North Carolina
12. Texas Tech
13. Texas
14. Purdue
15. Baylor
16. Iowa State
17. Brigham Young
18. Penn State
19. Louisiana Tech
20. Drake
21. Minnesota
22. Louisiana State
23. Cincinnati
24. Colorado State
25. TCU

2002-03

1. Connecticut
2. Tennessee
3. Texas
4. Duke
5. LSU
6. Texas Tech
7. Purdue
8. Villanova
9. Louisiana Tech
10. Kansas State
11. Georgia
12. Penn State

13. Minnesota
14. **STANFORD**
15. North Carolina
16. Mississippi State
17. Boston College
18. South Carolina
19. Colorado
20. Vanderbilt
21. Notre Dame
22. UC Santa Barbara
23. New Mexico
24. Wisconsin-Green Bay
25. Arkansas

2003-04

1. Connecticut
2. Tennessee
3. LSU
4. Minnesota
5. Duke
6. Penn State
7. **STANFORD**
8. Georgia
9. Purdue
10. Texas
11. Baylor
12. Louisiana Tech
13. Vanderbilt
14. Boston College
15. Kansas State
16. Houston
17. Texas Tech
18. Oklahoma
19. UC Santa Barbara
20. Notre Dame
21. North Carolina
22. TCU
23. Auburn
24. Colorado
25. DePaul

2004-05

1. Baylor
2. Michigan State
3. LSU
4. Tennessee
5. **STANFORD**
6. North Carolina
7. Rutgers
8. Duke
9. Ohio State
10. Connecticut
11. Minnesota
12. Texas Tech
13. Georgia
14. Vanderbilt
15. Notre Dame
16. **ARIZONA STATE**
17. Texas
18. Temple
19. Kansas State
20. DePaul
21. Liberty
22. **USC**
23. Boston College
24. Maryland
25. Iowa State

2005-06

1. Maryland
2. Duke
3. North Carolina
4. LSU
5. Tennessee
6. Connecticut
7. **STANFORD**
8. Oklahoma
9. Rutgers
10. Ohio State
11. Purdue
12. Utah
13. Georgia
14. Baylor
15. DePaul
16. Michigan State
17. **ARIZONA STATE**
18. **UCLA**
19. Boston College
20. BYU
21. New Mexico
22. Vanderbilt
23. Temple
24. Louisiana Tech
25. George Washington

2006-07

1. Tennessee
2. Rutgers
3. North Carolina
4. LSU
5. Connecticut
6. Duke
7. Purdue
8. **ARIZONA STATE**
9. Oklahoma
10. Mississippi
11. George Washington
12. NC State
13. Georgia
14. Maryland
15. Bowling Green
16. **STANFORD**
17. Vanderbilt
18. Ohio State
19. Florida State
20. Baylor
21. Texas A&M
22. Marist
23. Middle Tennessee
24. Louisville
25. Michigan State

2007-08

1. Tennessee
2. **STANFORD**
3. Connecticut
4. LSU
5. North Carolina
6. Rutgers
7. Maryland
8. Texas A&M
9. Duke
10. Old Dominion
11. Oklahoma State
12. Louisville
13. Notre Dame
14. George Washington
15. Vanderbilt
16. Pittsburgh
17. Baylor
18. **CALIFORNIA**
19. Oklahoma
20. West Virginia
21. Kansas State
22. Virginia
23. Marist
24. Georgia
25. Texas-El Paso

2008-09

1. Connecticut
2. Louisville
3. **STANFORD**
4. Oklahoma
5. Maryland
6. Baylor
7. Texas A&M
8. Vanderbilt
9. Ohio State
10. **CALIFORNIA**
11. Iowa State
12. **ARIZONA STATE**
13. Auburn
14. Duke
15. Pittsburgh
16. Purdue
17. North Carolina
18. Florida State
19. South Dakota State
20. Kansas State
21. Rutgers
22. Michigan State
23. Florida
24. Virginia
25. Xavier

2009-10

1. Connecticut
2. **STANFORD**
3. Oklahoma
4. Baylor
5. Xavier
6. Duke
7. Nebraska
8. Tennessee
- 9t. Kentucky
- 9t. Florida State
11. Notre Dame

12. Gonzaga
13. Iowa State
14. Texas A&M
15. Ohio State
16. West Virginia
17. Georgetown
18. St. John's
19. Georgia
20. San Diego State
21. Mississippi State
22. Oklahoma State
23. **UCLA**
24. Vanderbilt
- 25t. LSU
- 25t. Texas

2010-11

1. Texas A&M
2. Notre Dame
3. Connecticut
4. **STANFORD**
5. Baylor
6. Tennessee
7. Duke
8. Gonzaga
9. Green Bay
10. DePaul
11. Xavier
12. North Carolina
13. **UCLA**
14. Georgetown
15. Oklahoma
16. Miami (Fla.)
17. Ohio State
18. Michigan State
19. Louisville
20. Florida State
21. Marist
22. Kentucky
23. Maryland
24. Georgia
25. Marquette

2011-12

1. Baylor
2. Notre Dame
3. **STANFORD**
4. Connecticut
5. Maryland
6. Duke
7. Tennessee
8. Kentucky
9. Penn State
10. Georgia Tech
11. Miami (Fla.)
12. Texas A&M
13. UW-Green Bay
14. Delaware
15. St. John's
16. Louisville
17. Georgetown
18. Purdue
19. Gonzaga
20. Georgia
21. South Carolina
22. Ohio State
23. St. Bonaventure
24. DePaul
25. Kansas

2012-13

1. Connecticut
2. Notre Dame
3. Louisville
4. Baylor
5. **CALIFORNIA**
6. Duke
7. **STANFORD**
8. Kentucky
9. Tennessee
10. Georgia
11. Maryland
12. Penn State
13. Delaware
14. Texas A&M
15. **UCLA**
- T16. Dayton
- T16. South Carolina
18. Nebraska
19. North Carolina
20. Purdue
21. LSU
22. Iowa State

23. Oklahoma
24. Green Bay
25. Kansas

2013-14

1. Connecticut
2. Notre Dame
3. **STANFORD**
4. Maryland
5. Louisville
6. Baylor
7. North Carolina
8. Tennessee
9. South Carolina
10. Texas A&M
11. Kentucky
12. West Virginia
13. Duke
14. Penn State
15. Oklahoma State
16. DePaul
17. Nebraska
18. BYU
19. Purdue
20. **CALIFORNIA**
21. NC State
22. Gonzaga
23. Michigan State
24. LSU
25. **OREGON STATE**

2014-15

1. Connecticut
2. Notre Dame
3. South Carolina
4. Maryland
5. Baylor
6. Tennessee
7. Florida State
8. **ARIZONA STATE**
9. North Carolina
10. Louisville
11. Iowa
12. Duke
13. **OREGON STATE**
14. **STANFORD**
15. Princeton
16. Kentucky
17. Dayton
18. Mississippi State
19. Gonzaga
20. Ohio State
21. Florida Gulf Coast
22. Texas
23. Rutgers
24. South Florida
25. George Washington

2015-16

1. Connecticut
2. **OREGON STATE**
3. Syracuse
4. Baylor
5. South Carolina
6. Notre Dame
7. Texas
8. **WASHINGTON**
9. Maryland
10. Ohio State
11. **STANFORD**
12. Florida State
13. **UCLA**
14. Louisville
15. Kentucky
16. **ARIZONA STATE**
17. DePaul
18. Mississippi State
19. Tennessee
20. Texas A&M
21. Michigan State
22. South Florida
23. Oklahoma
24. Miami (Fla.)
25. West Virginia

2016-17

1. South Carolina
2. Mississippi State
3. Connecticut
4. **STANFORD**
5. Notre Dame
6. Baylor
7. Florida State

8. Maryland
9. **OREGON STATE**
10. Ohio State
11. **WASHINGTON**
12. Louisville
13. **UCLA**
14. Texas
15. Duke
16. **OREGON**
17. NC State
18. DePaul
19. Miami (Fla.)
20. West Virginia
21. Oklahoma
22. Syracuse
23. Quinnipiac
24. Drake
25. Kentucky

2017-18

1. Notre Dame (32)
2. Mississippi State
3. Connecticut
4. Louisville
5. **OREGON**
6. South Carolina
7. **UCLA**
8. **OREGON STATE**
9. Baylor
10. Texas
11. Texas A&M
12. Duke
13. **STANFORD**
14. Florida State
15. Ohio State
16. NC State
17. Tennessee
18. Maryland
19. Georgia
20. Central Michigan
21. Buffalo
22. Missouri
23. DePaul
24. South Florida
25. Florida Gulf Coast

PAC-12 IN THE FINAL RANKINGS

ASSOCIATED PRESS	WBCA
Stanford.....29	Stanford.....28
UCLA.....15	Colorado10
USC.....12	UCLA.....10
Colorado11	Washington.....9
Washington.....8	USC.....7
Arizona State.....8	Arizona State.....6
Oregon State.....8	Oregon State.....6
California5	California4
Oregon.....6	Oregon.....4
Arizona4	Arizona2
Utah3	Utah2
Washington State.....0	Washington State.....0

MOST NO. 1 FINAL RANKINGS

AP	WBCA
Connecticut12	Connecticut8
Louisiana Tech5	Tennessee8
Tennessee5	STANFORD2
Texas4	Baylor2
Baylor2	Louisiana Tech1
Old Dominion.....2	North Carolina.....1
Duke.....2	Notre Dame1
Delta State1	Purdue1
North Carolina.....1	Texas1
Penn State.....1	Texas A&M1
Purdue1	Texas Tech1
STANFORD1	
Vanderbilt1	
Virginia1	

PAC-12 IN THE NCAA TOURNAMENT

School	Years	Won	Lost	Pct.	Last	1st	2nd	3rd
Arizona (1997-00, 03-05)	7	6	7	.462	2005	0	0	0
Arizona State (1982-83, 92, 01-02, 05-09, 11-14-18)	15	19	15	.559	2018	0	0	0
California (1990, 92-93, 06-09, 12-15, 17-18)	13	12	13	.480	2018	0	0	1
Colorado (1988-89, 92-97, 01-04, 13)	13	17	13	.567	2013	0	0	0
Oregon (1982, 84, 87, 94-01, 05, 17-18)	14	11	14	.440	2018	0	0	0
Oregon State (1983-84, 94-96, 14-18)	10	13	10	.565	2018	0	0	1
Stanford (1982, 88-18)	32	86	31	.735	2018	2	2	9
UCLA (1983, 85, 90, 92, 98-99, 04, 06, 10-11, 13, 16-18)	15	18	15	.581	2018	0	0	0
USC (1982-88, 91-95, 97, 05, 14)	16	29	14	.674	2014	2	1	0
Utah (1983, 86, 89-91, 95-98, 00-01, 03, 05-06, 09-11)	17	9	17	.346	2011	0	0	0
Washington (1985-91, 93-95, 97-98, 01, 03, 07, 15-17)	19	21	19	.525	2017	0	0	1
Washington State (1991)	1	0	1	.000	1991	0	0	0
Pac-12 Total		241	169	.588		4	3	11



NCAA First & Second Rounds • March 22-25
16 Campus Sites

NCAA Regionals • March 29-April 1
Albany, N.Y.; Chicago; Greensboro, N.C.; Portland

NCAA Women's Final Four • April 5 & 7
Amalie Arena
Tampa Bay, Fla.

YEAR-BY-YEAR SUMMARY

YEAR	TEAM	W-L	FINISH	YEAR	TEAM	W-L	FINISH	YEAR	TEAM	W-L	FINISH
1981-82	Arizona State	1-1	—	1995-96	Colorado	1-1	—	2007-08	Arizona State	1-1	—
	Oregon	0-1	—		Oregon	0-1	—		California	1-1	—
	Stanford	0-1	—		Oregon State	0-1	—		Stanford	5-1	2nd
	USC	2-1	—		Stanford	4-1	T3rd		Utah	0-1	—
1982-83	Arizona State	1-1	—		Utah	0-1	—	2008-09	Arizona State	3-1	—
	Oregon State	1-1	—	1996-97	Arizona	1-1	—		California	2-1	—
	UCLA	0-1	—		Colorado	2-1	—		Stanford	4-1	T3rd
	USC	5-0	1st		Oregon	1-1	—		Utah	1-1	—
	Utah	0-1	—		Stanford	4-1	T3rd	2009-10	Stanford	5-1	2nd
1983-84	Oregon	0-1	—		USC	1-1	—		UCLA	1-1	—
	Oregon State	0-1	—		Utah	1-1	—	2010-11	Arizona State	0-1	—
	USC	5-0	1st		Washington	0-1	—		Stanford	4-1	T3rd
1984-85	UCLA	1-1	—	1997-98	Arizona	2-1	—		UCLA	1-1	—
	USC	1-1	—		Oregon	0-1	—		Utah	0-1	—
	Washington	0-1	—		Stanford	0-1	—	2011-12	California	1-1	—
1985-86	USC	4-1	2nd		UCLA	1-1	—		Stanford	4-1	T3rd
	Washington	1-1	—		Utah	0-1	—	2012-13	California	4-1	T3rd
	Utah	0-1	—		Washington	0-1	—		Colorado	0-1	—
1986-87	Oregon	1-1	—	1998-99	Arizona	1-1	—		Stanford	2-1	—
	USC	1-1	—		Oregon	1-1	—		UCLA	1-1	—
	Washington	1-1	—		Stanford	0-1	—	2013-14	Arizona State	1-1	—
1987-88	Colorado	1-1	—		UCLA	3-1	—		California	1-1	—
	Stanford	1-1	—	1999-00	Arizona	1-1	—		Oregon State	1-1	—
	USC	1-1	—		Oregon	0-1	—		Stanford	4-1	T3rd
	Washington	1-1	—		Stanford	1-1	—		USC	0-1	—
1988-89	Colorado	0-1	—		UCLA	0-1	—	2014-15	Arizona State	2-1	—
	Stanford	2-1	—		Utah	0-1	—		California	1-1	—
	Utah	0-1	—	2000-01	Arizona State	0-1	—		Oregon State	1-1	—
	Washington	1-1	—		Colorado	1-1	—		Stanford	2-1	—
1989-90	California	0-1	—		Oregon	0-1	—		Washington	0-1	—
	Stanford	5-0	1st		Stanford	1-1	—	2015-16	Arizona State	1-1	—
	UCLA	0-1	—		Utah	2-1	—		Oregon State	4-1	T3rd
	Utah	0-1	—		Washington	3-1	—		Stanford	3-1	—
	Washington	2-1	—	2001-02	Arizona State	1-1	—		UCLA	2-1	—
1990-91	Stanford	3-1	T3rd		Colorado	3-1	—		Washington	4-1	T3rd
	USC	1-1	—		Stanford	2-1	—	2016-17	Arizona State	1-1	—
	Utah	0-1	—		Utah	1-1	—		California	1-1	—
	Washington	1-1	—	2002-03	Arizona	0-1	—		Oregon	3-1	—
	Washington State	0-1	—		Colorado	2-1	—		Oregon State	2-1	—
1991-92	Arizona State	0-1	—		Stanford	1-1	—		Stanford	4-1	T3rd
	California	0-1	—		Utah	1-1	—		UCLA	2-1	—
	Colorado	0-1	—	2003-04	Washington	0-1	—		Washington	2-1	—
	Stanford	5-0	1st		Arizona	0-1	—	2017-18	Arizona State	1-1	—
	UCLA	2-1	—		Colorado	0-1	—		California	0-1	—
	USC	2-1	—		Stanford	3-1	—		Oregon	3-1	—
1992-93	California	1-1	—	2004-05	Arizona	1-1	—		Oregon State	3-1	—
	Colorado	2-1	—		Arizona State	2-1	—		Stanford	2-1	—
	Stanford	1-1	—		Oregon	1-1	—		UCLA	3-1	—
	USC	1-1	—		Stanford	3-1	—				
	Washington	1-1	—		USC	1-1	—				
1993-94	Colorado	2-1	—		Utah	1-1	—				
	Oregon	1-1	—	2005-06	Arizona State	1-1	—				
	Oregon State	0-1	—		California	0-1	—				
	Stanford	3-1	—		Stanford	3-1	—				
	USC	3-1	—		UCLA	1-1	—				
	Washington	1-1	—		USC	1-1	—				
1994-95	Colorado	3-1	—		Utah	3-1	—				
	Oregon	0-1	—		Washington	1-1	—				
	Oregon State	1-1	—	2006-07	Arizona State	3-1	—				
	Stanford	4-1	T3rd		California	0-1	—				
	USC	0-1	—		Stanford	1-1	—				
	Utah	0-1	—		Washington	0-1	—				
	Washington	2-1	—								

1982

Pac-12 Participants (4): ASU, ORE, STAN, USC

Arizona State (1-1)
Arizona State 97, Georgia 77
Louisiana Tech 92, Arizona State 54

Oregon (0-1)
Missouri 59, Oregon 53

Stanford (0-1)
Maryland 82, Stanford 48

USC (2-1)
USC 99, Kent 55
USC 73, Penn State 70
Tennessee 91, USC 90 (OT)

1983

Pac-12 Participants (5): ASU, OSU, UCLA, USC, UTAH

Arizona State (1-1)
Arizona State 78, Utah 64
USC 96, Arizona State 59

Oregon State (1-1)
Oregon State 75, UCLA 62
Long Beach State 92, Oregon State 72

UCLA (0-1)
Oregon State 75, UCLA 62

USC (5-0) *National Champions*
USC 99, Northeast Louisiana 85
USC 96, Arizona State 59
USC 81, Long Beach State 74
USC 81, Georgia 57 (Semifinal)
USC 69, Louisiana Tech 67 (Final)

Utah (0-1)
Arizona State 78, Utah 64

1984

Pac-12 Participants (3): ORE, OSU, USC

Oregon (0-1)
San Diego St. 70, Oregon 63

Oregon State (0-1)
Montana 56, Oregon State 47

USC (5-0) *National Champions*
USC 97, Brigham Young 72
USC 76, Montana 51
USC 90, Long Beach State 74
USC 62, Louisiana Tech 57 (Semifinal)
USC 72, Tennessee 61 (Final)

1985

Pac-12 Participants (3): UCLA, USC, WASH

UCLA (1-1)
UCLA 78, Washington 62
Georgia 78, UCLA 42

USC (1-1)
USC 74, Idaho 51
Long Beach State 75, USC 72

Washington (0-1)
UCLA 78, Washington 62

1986

Pac-12 Participants (3): USC, UTAH, WASH

USC (4-1) *National Runner-up*
USC 81, Montana 50
USC 84, North Carolina 70
USC 80, Louisiana Tech 64
USC 83, Tennessee 59 (Semifinal)
Texas 98, USC 82 (Final)

Utah (0-1)
Montana 58, Utah 46

Washington (1-1)
Washington 69, North Texas 54
Louisiana Tech 79, Washington 54

1987

Pac-12 Participants (3): ORE, USC, WASH

Oregon (1-1)
Oregon 75, E. Washington 56
Ohio State 76, Oregon 62

USC (1-1)
USC 81, Western Kentucky 69
Ohio State 74, USC 63

Washington (1-1)
Washington 86, New Mexico State 73
Long Beach State 72, Washington 57

1988

Pac-12 Participants (4): COLO, STAN, USC, WASH

Colorado (1-1)
Colorado 78, Eastern Illinois 72
Long Beach State 103, Colorado 64

Stanford (1-1)
Stanford 74, Montana 72 (OT)
Texas 79, Stanford 58

USC (1-1)

USC 100, Nebraska 82
Iowa 79, USC 67

Washington (1-1)
Washington 99, New Mexico State 74
Long Beach State 104, Washington 78

1989

Pac-12 Participants (4): COLO, STAN, UTAH, WASH

Colorado (0-1)
UNLV 84, Colorado 74

Stanford (2-1)
Stanford 105, Illinois State 77
Stanford 98, Iowa 74
Louisiana Tech 85, Stanford 79

Utah (0-1)
UNLV 67, Utah 53

Washington (1-1)
Washington 87, Hawaii 79
Stephen F. Austin 73, Washington 63

1990

Pac-12 Participants (5): CAL, STAN, UCLA, UTAH, WASH

California (0-1)
Long Beach State 87, California 84

Stanford (5-0) *National Champion*
Stanford 106, Hawaii 76
Stanford 78, Mississippi 65
Stanford 114, Arkansas 87
Stanford 75, Virginia 66 (Semifinal)
Stanford 88, Auburn 81 (Final)

UCLA (0-1)
Arkansas 90, UCLA 80 (OT)

Utah (0-1)
Mississippi 74, Utah 51

Washington (1-1)
Washington 73, South Carolina 61
Auburn 76, Washington 50

1991

Pac-12 Participants (5): STAN, USC, UTAH, WASH, WSU

Stanford (3-1)
Stanford 91, Cal State Fullerton 67
Stanford 73, Washington 47
Stanford 75, Georgia 67
Tennessee 68, Stanford 60 (Semifinal)

USC (1-1)
USC 63, Utah 52
Long Beach State 83, USC 58

Utah (0-1)
USC 63, Utah 52

Washington (1-1)
Washington 70, Iowa 53
Stanford 73, Washington 47

Washington State (0-1)
Northwestern 82, Washington State 63

1992

Pac-12 Participants (6): ASU, CAL, COLO, STAN, UCLA, USC

Arizona State (0-1)
DePaul 67, Arizona State 65

California (0-1)
Santa Clara 73, California 71

Colorado (0-1)
Southern Illinois 84, Colorado 80 (OT)

Stanford (5-0) *National Champion*
Stanford 82, UC Santa Barbara 73
Stanford 75, Texas Tech 63
Stanford 82, USC 62
Stanford 66, Virginia 65 (Semifinal)
Stanford 78, W. Kentucky 62 (Final)

UCLA (2-1)
UCLA 93, Notre Dame 72
UCLA 82, Texas 81
Southwest Missouri State 83, UCLA 57

USC (2-1)
USC 71, Montana 59
USC 61, Stephen F. Austin 57
Stanford 82, USC 62

1993

Pac-12 Participants (5): CAL, COLO, STAN, USC, WASH

California (1-1)
California 62, Kansas 47
Vanderbilt 82, California 63

Colorado (2-1)
Colorado 81, UC Santa Barbara 54
Colorado 80, Stanford 67
Texas Tech 79, Colorado 54

Stanford (1-1)
Stanford 93, Georgia 60
Colorado 80, Stanford 63

USC (1-1)

USC 78, Nebraska 60
Texas Tech 87, USC 67

Washington (1-1)
Washington 80, Montana State 51
Texas Tech 70, Washington 64

1994

Pac-12 Participants (6): COLO, ORE, OSU, STAN, USC, WASH

Colorado (2-1)
Colorado 77, Marquette 74
Colorado 92, Oregon 71
Stanford 78, Colorado 62

Oregon (1-1)
Oregon 74, Santa Clara 59
Colorado 92, Oregon 71

Oregon State (0-1)
Alabama 96, Oregon State 86

Stanford (3-1)
Stanford 81, UW-Green Bay 56
Stanford 66, Montana 62
Stanford 78, Colorado 62
Purdue 82, Stanford 65

USC (3-1)
USC 77, Portland 62
USC 76, George Washington 72
USC 85, Virginia 66
Louisiana Tech 75, USC 66

Washington (1-1)
Washington 89, Boise State 61
Purdue 86, Washington 59

1995

Pac-12 Participants (7): COLO, ORE, OSU, STAN, USC, UTAH, WASH

Colorado (3-1)
Colorado 83, Holy Cross 49
Colorado 78, Southwest Missouri State 34
Colorado 77, George Washington 61
Georgia 82, Colorado 79

Oregon (0-1)
Louisville 67, Oregon 65

Oregon State (1-1)
Oregon State 88, Tennessee State 75 (OT)
Western Kentucky 85, Oregon State 78

Stanford (4-1)
Stanford 88, UC Irvine 55
Stanford 95, Southern Methodist 73
Stanford 81, North Carolina 71
Stanford 69, Purdue 58
Connecticut 87, Stanford 60

USC (0-1)
Memphis 74, USC 72

Utah (0-1)
Southwest Missouri State 49, Utah 47

Washington (2-1)
Washington 73, Ohio 56
Washington 54, Arkansas 50
Texas Tech 67, Washington 52

1996

Pac-12 Participants (5): COLO, ORE, OSU, STAN, UTAH

Colorado (1-1)
Colorado 83, Tulane 75
Auburn 68, Colorado 61

Oregon (0-1)
Wisconsin 74, Oregon 60

Oregon State (0-1)
Stephen F. Austin 67, Oregon State 65

Stanford (4-1)
Stanford 82, Grambling 42
Stanford 94, Colorado State 63
Stanford 78, Alabama 76 OT
Stanford 71, Auburn 57
Georgia 86, Stanford 76

Utah (0-1)
Southern Mississippi 74, Utah 66

1997

Pac-12 Participants (7): ARIZ, COLO, ORE, STAN, USC, UTAH, WASH

Arizona (1-1)
Arizona 76, Western Kentucky 54
Georgia 80, Arizona 74

Colorado (2-1)
Colorado 69, Marshall 49
Colorado 66, Stephen F. Austin 57
Tennessee 75, Colorado 67

Oregon (1-1)
Oregon 80, San Diego State 68
Tennessee 76, Oregon 59

Stanford (4-1)

Stanford 111, Howard 59
Stanford 67, Texas Tech 45
Stanford 91, Virginia 69
Stanford 82, Georgia 47
Old Dominion 83, Stanford 82 (OT)

USC (1-1)

USC 68, San Francisco 55
Florida 92, USC 78

Utah (1-1)

Utah 66, Iowa State 57
Virginia 65, Utah 47

Washington (0-1)

Vanderbilt 74, Washington 62

1998

Pac-12 Participants (7): ARIZ, ORE, STAN, UCLA, UTAH, WASH

Arizona (2-1)

Arizona 75, Santa Clara 63
Arizona 94, Virginia 77
Connecticut 74, Arizona 57

Oregon (0-1)

Rutgers 79, Oregon 76

Stanford (0-1)

Harvard 71, Stanford 67

UCLA (1-1)

UCLA 75, Michigan 68
Alabama 75, UCLA 74

Utah (0-1)

Louisville 69, Utah 61

Washington (0-1)

Purdue 88, Washington 71

1999

Pac-12 Participants (4): ARIZ, ORE, STAN, UCLA

Arizona (1-1)

Arizona 87, Florida 84 (OT)
Rutgers 90, Arizona 47

Oregon (1-1)

Oregon 65, Cincinnati 56
Iowa State 85, Oregon 70

Stanford (0-1)

Maine 60, Stanford 58

UCLA (3-1)

UCLA 76, UW-Green Bay 69
UCLA 87, Kentucky 63
UCLA 77, Colorado State 68
Louisiana Tech 88, UCLA 62

2000

Pac-12 Participants (5): ARIZ, ORE, STAN, UCLA, UTAH

Arizona (1-1)

Arizona 73, Kent 61
Tennessee 75, Arizona 60

Oregon (0-1)

UAB 80, Oregon 79 (OT)

Stanford (1-1)

Stanford 81, Michigan 74 (OT)
Georgia 83, Stanford 64

UCLA (0-1)

George Washington 79, UCLA 72

Utah (0-1)

Illinois 73, Utah 58

2001

Pac-12 Participants (6): ASU, COLO, ORE, STAN, UTAH, WASH

Arizona State (0-1)

LSU 83, Arizona State 66

Colorado (1-1)

Colorado 98, Siena 78
Vanderbilt 65, Colorado 59

Oregon (0-1)

Iowa 89, Oregon 82 (OT)

Stanford (1-1)

Stanford 76, George Washington 51
Oklahoma 67, Stanford 50

Utah (2-1)

Utah 79, Fairfield 57
Utah 78, Iowa 69
Notre Dame 69, Utah 54

Washington (3-1)

Washington 67, Old Dominion 65
Washington 88, Florida 75
Washington 84, Oklahoma 67
SW Missouri State 104, Washington 87

2002

Pac-12 Participants (3): ASU, COLO, STAN

Arizona State (1-1)

Arizona State 73, Wisconsin 70
Vanderbilt 61, Arizona State 35

Colorado (3-1)

Colorado 88, Southern 61
Colorado 69, LSU 58
Colorado 62, Stanford 59
Oklahoma 94, Colorado 60

Stanford (2-1)

Stanford 76, Weber State 51
Stanford 77, Tulane 55
Colorado 62, Stanford 59

2003

Pac-12 Participants (5): ARIZ, COLO, STAN, UTAH, WASH

Arizona (0-1)

Notre Dame 59, Arizona 47

Colorado (2-1)

Colorado 84, Brigham Young 45
Colorado 86, North Carolina 67
Villanova 53, Colorado 51

Stanford (1-1)

Stanford 82, Western Michigan 66
Minnesota 68, Stanford 56

Utah (1-1)

Utah 73, DePaul 64
Duke 65, Utah 54

Washington (0-1)

UW-Green Bay 78, Washington 65

2004

Pac-12 Participants (4): ARIZ, COLO, STAN, UCLA

Arizona (0-1)

Michigan State 72, Arizona 60

Colorado (0-1)

UC Santa Barbara 76, Colorado 49

Stanford (3-1)

Stanford 68, Missouri 44
Stanford 68, Oklahoma 43
Stanford 57, Vanderbilt 55
Tennessee 62, Stanford 60

UCLA (0-1)

Minnesota 92, UCLA 82

2005

Pac-12 Participants (6): ARIZ, ASU, ORE, STAN, USC, UTAH

Arizona (1-1)

Arizona 72, Oklahoma 69
LSU 74, Arizona 43

Arizona State (2-1)

Arizona State 81, Eastern Kentucky 65
Arizona State 70, Notre Dame 61
North Carolina 79, Arizona State 72

Oregon (1-1)

Oregon 58, TCU 55
Baylor 69, Oregon 46

Stanford (3-1)

Stanford 94, Santa Clara 57
Stanford 88, Utah 62
Stanford 76, Connecticut 59
Michigan State 76, Stanford 69

USC (1-1)

USC 65, Louisville 49
Michigan State 61, USC 59

Utah (1-1)

Utah 73, Iowa State 61
Stanford 88, Utah 62

2006

Pac-12 Participants (7): ASU, CAL, STAN, UCLA, USC, UTAH, WASH

Arizona State (1-1)

Arizona State 80, Stephen F. Austin 61
Utah 86, Arizona State 65

California (0-1)

St. John's 78, California 68

Stanford (3-1)

Stanford 72, SE Missouri State 45
Stanford 88, Florida State 70
Stanford 88, Oklahoma 74
LSU 62, Stanford 59

UCLA (1-1)

UCLA 74, Bowling Green 61
Purdue 61, UCLA 54

USC (1-1)

USC 67, South Florida 65
Duke 85, USC 51

Utah (3-1)

Utah 76, Middle Tennessee State 71
Utah 86, Arizona State 65
Utah 57, Boston College 54
Maryland 75, Utah 65 (OT)

Washington (1-1)

Washington 73, Minnesota 69
LSU 72, Washington 49

2007

Pac-12 Participants (4): ASU, CAL, STAN, WASH

Arizona State (3-1)

Arizona State 57, UC Riverside 50
Arizona State 67, Louisville 58
Arizona State 67, Bowling Green 49
Rutgers 64, Arizona State 45

California (0-1)

Notre Dame 63, California 59

Stanford (1-1)

Stanford 96, Idaho State 58
Florida State 68, Stanford 61

Washington (0-1)

Iowa State 79, Washington 60

2008

Pac-12 Participants (4): ASU, CAL, STAN, UTAH

Arizona State (1-1)

Arizona State 61, Temple 54
Duke 67, Arizona State 58

California (1-1)

California 77, San Diego 60
George Washington 55, California 53

Stanford (5-1) *National Runner-up*

Stanford 85, Cleveland State 47
Stanford 88, UTEP 54
Stanford 72, Pittsburgh 53
Stanford 98, Maryland 87
Stanford 82, Connecticut 73 (Semifinal)
Tennessee 64, Stanford 48 (Final)

Utah (0-1)

Purdue 66, Utah 59

2009

Pac-12 Participants (4): ASU, CAL, STAN, UTAH

Arizona State (3-1)

Arizona State 58, Georgia 47
Arizona State 63, Florida State 58
Arizona State 84, Texas A&M 69
Connecticut 83, Arizona State 64

California (2-1)

California 70, Fresno State 47
California 99, Virginia 73
Connecticut 77, California 53

Stanford (4-1)

Stanford 74, UC Santa Barbara 39
Stanford 77, San Diego State 49
Stanford 84, Ohio State 66
Stanford 74, Iowa State 53
Connecticut 83, Stanford 64 (Semifinal)

Utah (1-1)

Utah 60, Villanova 30
Maryland 71, Utah 56

2010

Pac-12 Participants (2): STAN, UCLA

Stanford (5-1) *National Runner-up*

Stanford 79, UC Riverside 67
Stanford 96, Iowa 67
Stanford 73, Georgia 36
Stanford 55, Xavier 53
Stanford 73, Oklahoma 66 (Semifinal)
Connecticut 53, Stanford 47 (Final)

UCLA (1-1)

UCLA 83, NC State 44
Nebraska 83, UCLA 70

2011

Pac-12 Participants (4): ASU, STAN, UCLA, UTAH

Arizona State (0-1)

Temple 63, Arizona State 45

Stanford (4-1)

Stanford 86, UC Davis 59
Stanford 75, St. John's 49
Stanford 72, North Carolina 65
Stanford 83, Gonzaga 60
Texas A&M 63, Stanford 62 (Semifinal)

UCLA (1-1)

UCLA 55, Montana 47
Gonzaga 87, UCLA 75

Utah (0-1)

Notre Dame 67, Utah 54

2012

Pac-12 Participants (2): CAL, STAN

California (1-1)

California 84, Iowa 74
Notre Dame 73, California 62

Stanford (4-1)

Stanford 73, Hampton 51
Stanford 72, West Virginia 61
Stanford 76, South Carolina 60
Stanford 81, Duke 69
Baylor 59, Stanford 47 (Semifinal)

2013

Pac-12 Participants (4): CAL, COLO, STAN, UCLA
California (4-1)
 California 90, Fresno State 76
 California 82, South Florida 78 (OT)
 California 73, LSU 63
 California 65, Georgia 62 (OT)
 Louisville 64, California 57 (Semifinal)
Colorado (0-1)
 Kansas 67, Colorado 52
Stanford (3-1)
 Stanford 72, Tulsa 56
 Stanford 73, Michigan 40
 Georgia 61, Stanford 59
UCLA (1-1)
 UCLA 66, Stetson 49
 Oklahoma 85, UCLA 72

2014

Pac-12 Participants (4): ASU, CAL, OSU, STAN, USC
Arizona State (1-1)
 Arizona State 68, Vanderbilt 61
 Notre Dame 84, Arizona State 67
California (1-1)
 California 64, Fordham 63
 Baylor 75, California 56
Oregon State (1-1)
 Oregon State 55, Middle Tennessee 36
 South Carolina 78, Oregon State 69
Stanford (4-1)
 Stanford 81, South Dakota 62
 Stanford 63, Florida State 44
 Stanford 82, Penn State 57
 Stanford 74, North Carolina 65
 Connecticut 75, Stanford 56
USC (0-1)
 St. John's 71, USC 68

2015

Pac-12 Participants (5): ASU, CAL, OSU, STAN, WASH
Arizona State (2-1)
 Arizona State 74, Ohio 55
 Arizona State 57, ULAR 54
 Florida State 66, Arizona State 65
California (1-1)
 California 78, Wichita State 66
 Texas 73, California 70
Oregon State (1-1)
 Oregon State 74, South Dakota State 62
 Oregon State 64, Gonzaga 76
Stanford (2-1)
 Stanford 73, CSU Northridge 60
 Stanford 86, Oklahoma 76
 Notre Dame 81, Stanford 69
Washington (0-1)
 Washington 80, Miami, 83

2016

Pac-12 Participants (5): ASU, OSU, STAN, UCLA, WASH
Arizona State (1-1)
 Arizona State 74, New Mexico State 52
 Tennessee 75, Arizona State 64
Oregon State (4-1)
 Oregon State 69, Troy 40
 Oregon State 83, St. Bonaventure 71
 Oregon State 83, DePaul 71
 Oregon State 70, Baylor 67
 Connecticut 80, Oregon State 51
Stanford (3-1)
 Stanford 85, San Francisco 58
 Stanford 66, South Dakota St. 65
 Stanford 90, Notre Dame 84
 Washington 85, Stanford 76
UCLA (2-1)
 UCLA 66, Hawai'i 50
 UCLA 72, South Florida 67
 Texas 72, UCLA 64
Washington (4-1)
 Washington 65, Penn 53
 Washington 74, Maryland 65
 Washington 85, Kentucky 72
 Washington 85, Stanford 76
 Syracuse 80, Washington 59

2017

Pac-12 Participants (7): ASU, CAL, ORE, OSU, STAN, UCLA, WASH
Arizona State (1-1)
 Arizona State 73, Michigan State 61
 South Carolina 71, Arizona State 68
California (1-1)
 California 55, LSU 52
 Baylor 86, California 46
Oregon (3-1)
 Oregon 71, Temple 70
 Oregon 74, Duke 65
 Oregon 77, Maryland 63
 Connecticut 90, Oregon 52
Oregon State (2-1)
 Oregon State 56, Long Beach State 55
 Oregon State 64, Creighton 52
 Florida State 66, Oregon State 53
Stanford (3-1)
 Stanford 72, New Mexico State 64
 Stanford 69, Kansas State 48
 Stanford 77, Texas 66
 Stanford 76, Notre Dame 75
 South Carolina 62, Stanford 53
UCLA (2-1)
 UCLA 83, Boise State 56
 UCLA 75, Texas A&M 43
 Connecticut 86, UCLA 71
Washington (2-1)
 Washington 91, Montana State 63
 Washington 108, Oklahoma 82
 Mississippi State 75, Washington 64

2018

Pac-12 Participants (6): ASU, CAL, ORE, OSU, STAN, UCLA
Arizona State (1-1)
 Arizona State 73, Nebraska 62
 Texas 85, Arizona State 65
California (0-1)
 Virginia 68, California 62
Oregon (3-1)
 Oregon 88, Seattle 45
 Oregon 101, Minnesota 73
 Oregon 83, Central Michigan 69
 Notre Dame 84, Oregon 74
Oregon State (3-1)
 Oregon State 82, Western Kentucky 58
 Oregon State 66, Tennessee 59
 Oregon State 72, Baylor 67
 Louisville 76, Oregon State 43
Stanford (2-1)
 Stanford 82, Gonzaga 68
 Stanford 90, FGCU 70
 Louisville 86, Stanford 59
UCLA (3-1)
 UCLA 71, American 60
 UCLA 86, Creighton 64
 UCLA 84, Texas 75
 Mississippi State 89, UCLA 73

PAC-12 IN THE NCAA TOURNAMENT

How far did they go?

A year-by-year listing of Pac-10 teams advancing to the NCAA Round of 16 and beyond:

1982	ASU.....Sweet Sixteen	2002	COLO..... Elite Eight
	USC..... Elite Eight		STANSweet Sixteen
1983	ASU.....Sweet Sixteen	2003	COLO.....Sweet Sixteen
	OSU..... Sweet Sixteen		USC..... National Champions
	USC..... National Champions	2004	STAN Elite Eight
1984	USC..... National Champions	2005	STAN Elite Eight
1985	UCLA.....Sweet 16		ASU.....Sweet Sixteen
	USC.....Sweet 16	2006	STAN Elite Eight
1986	USC..... Final Four		UTAH Elite Eight
1988	STAN Sweet Sixteen	2007	ASU Elite Eight
	USC..... Sweet Sixteen		WASH Sweet Sixteen
	WASH Sweet Sixteen	2008	STAN ... Championship Game
1989	STAN Elite Eight	2009	ASU Elite Eight
1990	STAN National Champions		CAL Sweet Sixteen
	WASH Elite Eight		STAN Final Four
1991	STAN Final Four	2010	STAN ... Championship Game
	WASH Sweet Sixteen		STAN Final Four
1992	STAN National Champions	2011	STAN Final Four
	UCLA Sweet Sixteen	2012	STAN Final Four
	USC..... Elite Eight	2013	CAL Final Four
1993	COLO..... Elite Eight		STAN Sweet Sixteen
	STAN Sweet Sixteen	2014	STAN Final Four
	USC..... Sweet Sixteen	2015	ASU Sweet Sixteen
1994	COLO..... Sweet Sixteen		STAN Sweet Sixteen
	STAN Elite Eight	2016	OSU..... Final Four
	USC..... Elite Eight		STAN Elite Eight
1995	COLO..... Elite Eight		UCLA..... Sweet Sixteen
	STAN Final Four		WASH Final Four
1996	STAN Final Four	2017	ORE..... Elite Eight
1997	COLO..... Sweet Sixteen		OSU..... Sweet Sixteen
	STAN Final Four		STAN Final Four
1998	ARIZ..... Sweet Sixteen		UCLA..... Sweet Sixteen
1999	UCLA..... Elite Eight		WASH Sweet Sixteen
2001	UTAH Sweet Sixteen	2018	ORE..... Elite Eight
	WASH Elite Eight		OSU..... Elite Eight
			STAN Sweet Sixteen
			UCLA..... Elite Eight

Pac-12 teams are 177-126 (.584) in NCAA Tournament games that did not pair current Conference members. League teams have faced each other 14 times in NCAA Tournament play.



PAC-12 IN THE WNIT

School	Years	Won	Lost	Pct.	Last	1st	2nd	3rd
Arizona (1996, 01, 10)	3	4	2	.667	2010	1	0	0
Arizona State (1981, 00, 03-04, 10, 12)	6	4	6	.400	2012	0	1	0
California (1979, 81, 84, 87, 10-11)	6	12	8	.600	2011	1	1	0
Colorado (1999, 08, 11-12, 14, 17)	6	14	6	.700	2017	0	0	0
Oregon (1979, 89, 2002, 07, 10, 14, 16)	7	18	5	.783	2016	2	0	2
Oregon State (1980, 82, 01-04, 06, 09, 12)	9	14	7	.667	2012	2	0	0
Stanford	0	0	0	—	—	0	0	0
UCLA (2015)	1	6	0	.1000	2015	1	0	0
USC (2000, 02, 11)	3	7	3	.700	2011	0	1	0
Utah (1979, 84, 99, 07, 10, 12-13, 16-18)	10	13	13	.500	2018	0	1	0
Washington (1999, 2002, 04, 12-14)	6	11	6	.647	2014	0	0	0
Washington State (2014, 15, 17)	3	4	3	.571	2017	0	0	1
Pac-12 Totals		107	58	.648		7	4	3



YEAR-BY-YEAR SUMMARY

YEAR	TEAM	W-L	FIN	YEAR	TEAM	W-L	FIN	YEAR	TEAM	W-L	FIN
1978-79	California	0-3	—	2001-02	Oregon	5-0	1st	2011-12	Arizona State	0-1	—
	Oregon	2-1	—		Oregon State	1-1	—		Colorado	3-1	—
	Utah	1-2	—		USC	1-1	—		Oregon State	2-1	—
1979-80	Oregon State	3-0	1st		Washington	2-1	—		Utah	1-1	—
1980-81	Arizona State	2-1	2nd	2002-03	Arizona State	1-1	—		Washington	3-1	—
	California	1-2	—		Oregon State	1-1	—	2012-13	Utah	5-1	2nd
1981-82	Oregon State	3-0	1st		Arizona State	0-1	—		Washington	1-1	—
1983-84	California	2-1	—	2003-04	Oregon State	2-1	—	2013-14	Colorado	2-1	—
	Utah	0-3	—		Washington	1-1	—		Oregon	1-1	—
1986-87	California	2-1	2nd	2005-06	Oregon State	1-1	—		Washington	3-1	—
1988-89	Oregon	3-0	1st	2006-07	Oregon	1-1	—		Washington State	0-1	—
1995-96	Arizona	3-0	1st		Utah	1-1	—	2014-15	UCLA	6-0	1st
1998-99	Colorado	1-1	—	2007-08	Colorado	3-1	—		Washington State	0-1	—
	Utah	0-1	—	2008-09	Oregon State	1-1	—	2015-16	Oregon	4-1	—
	Washington	1-1	—	2009-10	Arizona	1-1	—		Utah	2-1	—
1999-00	Arizona State	0-1	—		California	6-0	1st	2016-17	Colorado	2-1	—
	USC	1-1	—		Oregon	2-1	—		Utah	1-1	—
2000-01	Arizona	1-1	—		Utah	1-1	—		Washington State	4-1	T3rd
	Oregon State	0-1	—	2010-11	Arizona	0-1	—	2017-18	Utah	1-1	—
					California	1-1	—				
					Colorado	3-1	—				
					USC	5-1	2nd				

ALL-TIME RESULTS

1979
Pac-12 Participants: CAL, ORE, UTAH
California (0-3)
 South Carolina 62, California 51
 Minnesota 73, California 64
 Utah 83, California 76

Oregon (2-1)
 Oregon 85, Minnesota 74
 South Carolina 84, Oregon 63 (Semifinal)
 Oregon 81, N. Kentucky 72 (Consolation Final)

Utah (1-2)
 Drake 88, Utah 67
 Mississippi College 86, Utah 65
 Utah 83, California 76

1980
Pac-12 Participants: OSU
Oregon State (3-0) *WNIT Champions*
 Oregon St. 79, Mississippi College 72
 Oregon St. 78, Drake 65 (Semifinal)
 Oregon St. 71, North Carolina 62 (Final)

1981
Pac-12 Participants: ASU, CAL
Arizona State (2-1) *WNIT Runner-up*
 Arizona State 85, Tennessee Tech 76
 Arizona State 90, Drake 86 (Semifinal)
 Georgia 75, Arizona State 73 (Final)

California (1-2)
 California 82, Baylor 72
 Georgia 80, California 68 (Semifinal)
 Drake 86, California 74 (Consol. Final)

1982
Pac-12 Participants: OSU
Oregon State (3-0) *WNIT Champions*
 Oregon State 71, So. Mississippi 65
 Oregon St. 76, Illinois St. 61 (Semifinal)
 Oregon State 76, Florida St 60 (Final)

1984
Pac-12 Participants: CAL, UTAH
California (2-1)
 Western Kentucky 82, California 76
 California 72, Utah 64
 California 81, Oklahoma 78

Utah (0-3)
 Vanderbilt 84, Utah 58
 California 73, Utah 64
 Illinois State 82, Utah 61

1987
Pac-12 Participants: CAL
California (2-1) *WNIT Runner-up*
 California 109, Appalachian State 99
 California 86, Creighton 82 (Semifinal)
 Arkansas 112, California 80 (Final)

1989
Pac-12 Participants: ORE
Oregon (3-0) *WNIT Champions*
 Oregon 82, DePaul 77
 Oregon 93, Toledo 63 (Semifinal)
 Oregon 67, San Diego State 62 (Final)

1996
Pac-12 Participants: ARIZ
Arizona (3-0) *WNIT Champions*
 Arizona 80, Western Kentucky 72
 Arizona 80, Arkansas 77 (Semifinal)
 Arizona 79, Northwestern 63 (Final)

1999
Pac-12 Participants: COLO, UTAH, WASH
Colorado (1-1)
 Colorado 70, BYU 53
 Drake 88, Colorado 62

Utah (0-1)
 Drake 70, Utah 62

Washington (1-1)
 Washington 67, Portland 63
 New Mexico 68, Washington 63

2000
Pac-12 Participants: ASU, USC
Arizona State (0-1)
 Colorado State 66, Arizona State 54

USC (1-1)
 USC 71, Santa Clara 64
 Colorado State 66, USC 56

2001
Pac-12 Participants: ARIZ, OSU
Arizona (1-1)
 Arizona 85, Pepperdine 65
 New Mexico 75, Arizona 62

Oregon State (0-1)
 Brigham Young 78, Oregon State 63

Pac-12 members have met 13 times in the Postseason NIT:

- Utah 83, California 76
- California 72, Utah 64
- Washington 97, USC 87, 2002
- Oregon 50, Oregon State 48, 2002
- Oregon 77, Washington 73, 2002
- California 64, Utah 54
- California 71, Oregon 57, 2010
- Colorado 81, California 65
- USC 87, Colorado 70
- Washington 52, Utah 39
- Washington 55, Oregon State 49
- Washington 93, Oregon 85, 2014
- Oregon 73, Utah 63, 2016

2002

Pac-12 Participants: ORE, OSU, USC, WASH
Oregon (5-0) *WNIT Champion*

- Oregon 72, St. Mary's 61
- Oregon 50, Oregon State 48
- Oregon 77, Washington 73
- Oregon 65, Michigan State 54
- Oregon 54, Houston 52

Oregon State (1-1)

- Oregon State 62, Hawaii 50
- Oregon State 50, Oregon State 48

USC (1-1)

- USC 72, San Francisco 53
- Washington 97, USC 87

Washington (2-1)

- Washington 82, North Texas 61
- Washington 97, USC 87
- Oregon 77, Washington 73

2003

Pac-12 Participants: ASU, OSU
Arizona State (1-1)

- Arizona State 57, Hawaii 44
- Baylor 85, Arizona State 62

Oregon State (1-1)

- Oregon State 77, UNLV 58
- Fresno State 58, Oregon State 57

2004

Pac-12 Participants: ASU, OSU, WASH
Arizona State (0-1)

- UNLV 50, Arizona State 47

Oregon State (2-1)

- Oregon State 69, Gonzaga 64
- Oregon State 75, Nebraska 67
- Creighton 74, Oregon State 64

Washington (1-1)

- Washington 71, Pepperdine 59
- Creighton 74, Washington 69

2006

Pac-12 Participants: OSU
Oregon State (1-1)

- Oregon State 77, Santa Clara 48
- Wyoming 67, Oregon State 49

2007

Pac-12 Participants: ORE, UTAH
Oregon (1-1)

- Oregon 70, UC Santa Barbara 54
- Wyoming 64, Oregon 62

Utah (1-1)

- Utah 78, Montana 70
- Illinois 59, Utah 48

2008

Pac-12 Participants: COLO
Colorado (3-1)

- Colorado 82, Gonzaga 68
- Colorado 64, Villanova 58
- Colorado 96, TCU 90 (OT)
- Marquette 86, Colorado 72

2009

Pac-12 Participants: OSU
Oregon State (1-1)

- Oregon State 59, Portland State 47
- New Mexico 61, Oregon State 56

2010

Pac-12 Participants: ASU, CAL, ORE
Arizona State (1-1)

- Arizona State 84, New Mexico State 61
- BYU 61, Arizona State 53

California (6-0) *WNIT Champion*

- California 74, UC Davis 69 (OT)
- California 64, Utah 54
- California 71, Oregon 57
- California 76, BYU 50
- California 61, Illinois State 45 (Semifinal)
- California 73, Miami (Fla.) 61 (Final)

Oregon (2-1)

- Oregon 95, Eastern Washington 66
- Oregon 93, New Mexico 67
- California 71, Oregon 57

Utah (1-1)

- Utah 66, Saint Mary's (Calif.) 53
- California 64, Utah 54

2011

Pac-12 Participants: ARIZ, CAL, COLO, USC
Arizona (0-1)

- Utah State 103, Arizona 95

California (1-1)

- California 74, Cal Poly 60
- Colorado 81, California 65

Colorado (3-1)

- Colorado 71, UC Riverside 62
- Colorado 81, California 65
- Colorado 70, Wyoming 58
- USC 87, Colorado 70

USC (5-1)

- USC 67, UC Santa Barbara 64
- USC 78, Nevada 59
- USC 62, BYU 50
- USC 87, Colorado 70
- USC 63, Illinois State 36 (Semifinal)
- Toledo 76, USC 68 (Final)

2012

Pac-12 Participants: ASU, COLO, OSU, UTAH, WASH
Arizona State

- Pacific 77, Arizona State 62

Colorado (3-1)

- Colorado 54, Northern Colorado 42
- Colorado 64, South Dakota 55
- Colorado 48, Villanova 47
- Oklahoma State 78, Colorado 70

Oregon State (2-1)

- Oregon State 66, UC Davis 48
- Oregon State 56, Saint Mary's 41
- Washington 55, Oregon State 49

Utah (1-1)

- Utah 69, Utah State 58
- Washington 52, Utah 39

Washington (3-1)

- Washington 90, Cal Poly 71
- Washington 52, Utah 39
- Washington 55, Oregon State 49
- San Diego 58, Washington 47

2013

Pac-12 Participants: UTAH, WASH
Utah (5-1)

- Utah 56, Long Beach State 49
- Utah 61, San Diego 50
- Utah 60, Pacific 55 (OT)
- Utah 58, Saint Mary's 55
- Utah 54, Kansas State 46 (OT)
- Drexel 46, Utah 43

Washington (3-1)

- Washington 65, Eastern Washington 60
- Pacific 85, Washington 78

2014

Pac-12 Participants: COLO, ORE, WASH, WSU
Colorado (2-1)

- Colorado 78, TCU 71
- Colorado 79, Southern Utah 68
- UTEP 68, Colorado 60

Oregon (1-1)

- Oregon 90, Pacific 63
- Washington 93, Oregon 85

Washington (3-1)

- Washington 67, Hawai'i 50
- Washington 93, Oregon 85
- Washington 62, San Diego 55
- UTEP 70, Washington 63

Washington State (0-1)

- Montana 90, Washington State 78

NOTE: *The WNIT was not played during the 1996-97 season.*

2015

Pac-12 Participants: UCLA, WSU
UCLA (6-0)

- UCLA 70, CSU Bakersfield 54
- UCLA 63, San Diego 58
- UCLA 74, Northern Colorado 60
- UCLA 82, Saint Mary's 66
- UCLA 69, Michigan 65
- UCLA 62, West Virginia 60

Washington State (0-1)

- Eastern Washington 67, Washington State 54

2016

Pac-12 Participants: ORE, UTAH
Oregon (4-1)

- Oregon 84, Long Beach State 76
- Oregon 84, Fresno State 59
- Oregon 73, Utah 63
- Oregon 71, UTEP 67
- South Dakota 88, Oregon 54

Utah (2-1)

- Utah 95, Montana State 61
- Utah 92, Gonzaga 77
- Oregon 73, Utah 63

2017

Pac-12 Participants: COLO, UTAH, WSU
Colorado (2-1)

- Colorado 66, UNLV 52
- Colorado 81, South Dakota State 75
- Iowa 80, Colorado 62

Utah (0-1)

- UC Davis 72, Utah 62

Washington State (4-1)

- Washington State 72, BYU 64
- Washington State 68, Wyoming 67
- Washington State 71, UC Davis 62
- Washington State 74, Iowa 66
- Georgia Tech 69, Washington State 61

2018

Pac-12 Participants: UTAH
Utah (1-1)

- Utah 78, UNLV 68
- Kansas State 74, Utah 57

Many outstanding Pac-12 women's basketball players have gone on to succeed at the professional level, as 10 former Pac-12 stars were on the opening day rosters as players or coaches in the WNBA. Headlining the list of former Pac-12 athletes who have played in the WNBA is Lisa Leslie, a five-time All-WNBA first team honoree and the 2002 WNBA Finals MVP who retired in 2009. Leslie became the first WNBA player to amass 5,000 career points and recorded the first dunk in league history during the 2002 season. She guided the Los Angeles Sparks to back-to-back league titles in 2001 and 2002. Fellow USC alums and retired WNBA stars Tina Thompson and Cynthia Cooper helped guide the Houston Comets to four-straight WNBA titles from 1997-2000. Most recently, former Stanford Cardinal and current LA Spark Nnemkadi Ogwumike was named the WNBA's Rookie of the Year in 2012. Two years later, her sister Chiney won the award as a member of the Connecticut Sun. In 2016, Nnemkadi was voted the WNBA Player of the Year.



USC's Lisa Leslie was named the MVP of the 2002 WNBA Championship.

#9 LISA LESLIE (USC)

- Starting center for the Los Angeles Sparks, three-time MVP, named to the WNBA All-Decade Team
- First WNBA player to amass 5,000 career points
- Recorded first dunk in WNBA history during 2002 season
- Named MVP of the 2002 WNBA Championship
- Named MVP of the WNBA All Star game in 1999, 2001 and 2002
- Named to the All-WNBA Second Team in 1998, 1999 and 2005, First Team in 1997, 2000, 2001, 2002, 2003, 2004 and 2006
- Helped lead Sparks to two WNBA titles in 2001 and 2002
- Seven-time All-Star participant and All-Star MVP in 2001, 2004 and 2006



UCLA's Natalie Williams was USA Basketball's Female Athlete of the Year in 1999.

#24 NATALIE WILLIAMS (UCLA)

- Named first team All-WNBA in 1999, 2001
- Competed in the now-defunct ABL, was selected as the 1998 ABL MVP and named to the ABL All-Star Game
- Led league in total rebounds (336) and rebounds per game (11.6) and double-doubles
- Five-time All-Star selection- 1999, 2000, 2001, 2003 and 2004
- USA Basketball's Female Athlete of the Year in 1999



USC's Tina Thompson (left) and Cynthia Cooper (right) celebrate four straight WNBA titles with the Houston Comets.

#7 TINA THOMPSON (USC)

- A starter for the four-time WNBA champion Houston Comets ('97, '98, '99, '00)
- Named to the All-WNBA First Team in 1997, 1998 and 2004 and Second Team in 1999, 2000, 2001 and 2002
- Named Most Valuable Player in the WNBA 2000 All Star game
- One of just five women to play in four WNBA All Star games
- Became just the second player in WNBA history to surpass the 4,000 point mark
- Named to the WNBA All-Decade Team

#14 CYNTHIA COOPER (USC)

- A member of the four-time WNBA champion Houston Comets ('97, '98, '99, '00)
- Named MVP of the WNBA Championship in 1997, 1998 and 2000
- Named the winner of the WNBA Most Valuable Award in both 1997 and 1998
- Selected to the All-WNBA First Team all four years (1997-00) and WNBA All-Decade Team
- Led the WNBA in scoring in 1997 (22.2 ppg) and 1998 (22.7 ppg)

PAC-12 PLAYERS IN THE WNBA (2018)

Player	School/Graduated	WNBA Team
Monique Billings	UCLA '18	Atlanta Dream
Brittany Boyd	California '15	New York Liberty
Jordin Canada	UCLA '18	Seattle Storm
Layshia Clarendon	California '13	Connecticut Sun
Marie Gulich	Oregon Syaye '18	Phoenix Mercury
Julie Brase Hargrove	Arizona '03	Phoenix Mercury, Asst. Coach
Briann January	Arizona State '09	Indiana Fever
Bobbie Kelsey	Stanford '96	Los Angeles Sparks, Asst. Coach
Erica McCall	Stanford '17	Indiana Fever
Leilani Mitchell	Utah '08	Phoenix Mercury
Chiney Ogwumike	Stanford '12	Connecticut Sun
Nnemkadi Ogwumike	Stanford '12	Los Angeles Sparks
Shelley Patterson	Washington State '83	Minnesota Lynx, Asst. Coach
Kelsey Plum	Washington '17	Las Vegas Aces
Noelle Quinn	UCLA '07	Seattle Storm
Karlise Samuelson	Stanford '17	Los Angeles Sparks
Noelle Quinn	UCLA '07	Seattle Storm
Sami Whitcomb	Washington '10	Seattle Storm
Sydney Wiese	Oregon State '17	Los Angeles Sparks



A former WNBA No. 1 Draft pick, Nnemkadi Ogwumike was voted WNBA Rookie of the Year in 2012 and WNBA Player of the Year in 2016.

ARIZONA

Aida Barnes Arizona '98
 Minnesota 1999
 Cleveland 2000
 Seattle 2002-04
 Julia (Hairgrove) Brase Arizona '03
 Phoenix, Asst. Coach 2006-11, 13-18
 Davellyn Whyte Arizona '13
 San Antonio 2013

ARIZONA STATE

Monique Ambers Arizona State '93
 Sacramento, Asst. Coach 2002-09
 New York, Asst. Coach 2012
 Michelle Cherry Arizona State '92
 Sacramento, Asst. Coach 2002
 Kym Hampton Arizona State '84
 New York 1999
 Briann January Arizona State '09
 Indiana 2009-18

CALIFORNIA

Laura Baker California '91
 Phoenix 1999
 Brittan Boyd California '15
 New York 2015-18
 Gennifer Brandon California '14
 Chicago 2014
 Layshia Clarendon California '13
 Indiana 2013-15
 Atlanta 2017
 Connecticut 2018
 Reshanda Gray California '15
 Atlanta 2015-16
 Alex Gray-Lawson California '10
 Phoenix 2011-12
 Carolyn Jenkins California '90
 Minnesota, Asst. Coach 2003-08
 Teresa Palmisano California '91
 Cleveland 1999
 Trisha Stafford-Odom California '92
 Houston 2001
 Miami 2002
 Ashley Walker California '09
 Seattle 2009
 Milica Vukadinovic California '93
 Charlotte 1997

COLORADO

Tera Bjorklund Colorado '04
 Charlotte 2004
 Isabelle Fijalkowski Colorado '95
 Cleveland 1997-98
 Chucky Jeffery Colorado '13
 New York 2013
 Raegan Scott Colorado '97
 Utah 1997
 Cleveland 1998

OREGON

Brandi Davis Oregon '06
 Los Angeles 2006
 Edniesha Curry Oregon '03
 Phoenix 2003-04
 Los Angeles 2005
 Taylor Lilley Oregon '10
 Phoenix 2010
 Catherine Kraayeveld Oregon '05
 New York 2005-09
 Chicago 2010-11
 Atlanta 2012
 San Antonio 2013
 Jenny Mowe Oregon '01
 Portland 2001-02
 Shaquala Williams Oregon '02
 Los Angeles 2003-04
 Seattle, Asst. Coach 2014

OREGON (cont'd)

Angelina Wolverter Oregon '02
 Cleveland 2001

OREGON STATE

Marie Gülich Oregon State '18
 Phoenix 2018
 Ruth Hamblin Oregon State '16
 Dallas 2016
 Felicia Raglund Oregon State '02
 Seattle 2002
 Houston 2005
 Sydney Wiese Oregon State '16
 Los Angeles 2016-18

STANFORD

Jayne Appel Stanford '10
 San Antonio 2010-16
 Jennifer Azzi Stanford '90
 Detroit 1999
 Utah 2000-02
 San Antonio 2003
 Bethany Donaphin Stanford '02
 New York 2003-04
 Milena Flores Stanford '00
 Miami 2000
 Kristen Folkl Stanford '98
 Minnesota 1999-00
 Portland 2001-02
 Sonja Henning Stanford '91
 Houston 1999, 02
 Seattle 2000-02
 Indiana 2003
 Washington 2003
 Bobbie Kelsey Stanford '96
 Los Angeles, Asst. Coach 2017-18
 Erica McCall Stanford '17
 Indiana 2017-18
 Naomi Multiauaopele Stanford '98
 Utah 2000
 Vanessa Nygaard Stanford '98
 Cleveland 1999
 Portland 2000-01
 Miami 2002
 Los Angeles 2003
 San Antonio, Asst. Coach 2008
 Chiney Ogwumike Stanford '12
 Connecticut 2014-18
 Nnemkadi Ogwumike Stanford '12
 Los Angeles 2012-18
 Heather Owen Stanford '98
 Washington 1999-00
 Kate Paye Stanford '95
 Minnesota 2000-01
 Seattle 2002
 Kayla Pedersen Stanford '11
 Tulsa 2011-12
 Connecticut 2013-15, 17
 Jeanette Pohlen Stanford '11
 Indiana 2011-13, 15-17
 Nicole Powell Stanford '04
 Charlotte 2004
 Sacramento 2005-09
 New York 2010-12
 Seattle Storm 2013-14
 Karlie Samuelson Stanford '17
 Los Angeles 2018
 Olympia Scott Stanford '98
 Utah 1998-99
 Detroit 1999-2000
 Indiana 2001-02, 06
 Charlotte 2004
 Sacramento 2005
 Phoenix 2007-08
 Brooke Smith Stanford '07
 Phoenix 2008-10

STANFORD (cont'd)

Charmin Smith Stanford '97
 Minnesota 1999
 Seattle 2000-01
 Phoenix 2003
 Kate Starbird Stanford '97
 Sacramento 1999
 Utah 2000-02
 Seattle 2002
 Indiana 2004
 Kate Steding Stanford '90
 Sacramento 2000
 Seattle 2001
 Atlanta, Asst. Coach 2008
 Joslyn Tinkle Stanford '13
 Seattle 2013
 Jamila Wideman Stanford '97
 Los Angeles 1997-98
 Cleveland 1999
 Portland 2000
 Candice Wiggins Stanford '08
 Minnesota 2008-12
 Tulsa 2013
 Los Angeles 2014
 New York 2015
 Val Whiting Stanford '93
 Detroit 1999
 Minnesota 2000-02
 Lindsay Yamasaki Stanford '02
 Miami 2002
 New York 2003

UCLA

Nicole Anderson UCLA '93
 Los Angeles 1999
 Monique Billings UCLA '18
 Atlanta 2018
 Nikki Blue UCLA '06
 Washington 2006-09
 New York 2010
 Jordin Canada UCLA '18
 Seattle 2018
 Michelle Greco UCLA '03
 Seattle 2004
 Maylana Martin UCLA '00
 Minnesota 2000-01
 Charlotte 2002
 Noelle Quinn UCLA '07
 Minnesota 2007-08
 Los Angeles 2009-11
 Washington 2012
 Seattle 2013-14, 16-18
 Phoenix 2015
 Rehema Stephens UCLA '92
 Sacramento 1998
 Sandra Van Embricqs UCLA '90
 Los Angeles 1999
 Natalie Williams UCLA '92
 Utah 1999-2002
 Indiana 2003-05
 Lisa Willis UCLA '06
 Los Angeles 2006
 New York 2007-08

USC

Michelle Campbell USC '97
 Utah 1999
 Washington 2000
 Cynthia Cooper USC '86
 Houston 1997-2000, 03
 Phoenix, Head Coach 2001-02
 Temi Fagbenle USC '17
 Minnesota 2017-18
 Kim Gessig
 Los Angeles 1997
 Jacki Gemelos USC '12
 Chicago Sky 2015

USC (cont'd)

Briana (Gilbreath) Butler	USC '12
Phoenix	2013
Connecticut	2014
Indiana	2015
Ebony Hoffman	USC '04
Indiana	2004-10
Los Angeles	2011-13
Connecticut	2014
Monica Lamb	USC '87
Houston	1998-2000
Lisa Leslie	USC '94
Los Angeles	1997-09
Nicky McCrimmon	USC '94
Los Angeles	2000-04
Pamela McGee	
Sacramento	1997
Los Angeles	1998
Cheryl Miller	
Phoenix, Head Coach	1997-2000
Eshaya Murphy	USC '07
Minnesota	2007
Detroit	2008
Indiana	2009-10
Chicago	2010-13
Phoenix	2014
San Antonio	2017
Karleen Thompson	USC '96
Los Angeles, Asst. Coach	2002-04
Los Angeles, Interim Head Coach	2005-06
Houston, Asst. Coach	2005-06
Houston, Head Coach	2007
Atlanta Dream, Asst. Coach	2014-17
Tina Thompson	USC '97
Houston	1997-08
Los Angeles	2009-11
Seattle	2012-13
Adrain Williams	USC '99
Phoenix	2000-03
San Antonio	2004
Minnesota	2006
Sacramento	2007

UTAH

Leilani Mitchell	Utah '08
New York	2008-13
Phoenix	2015
Washington	2016
Phoenix	2017-18
Kim Smith	Utah '06
Sacramento	2006-08
Shona Thorburn	Utah '06
Minnesota	2006
Seattle	2007

WASHINGTON

Amber Hall	Washington '99
Portland	2002
Kristen O'Neill	Washington '03
Seattle	2008
Kelsey Plum	Washington '17
San Antonio	2017
Las Vegas	2018
Jamie Redd	Washington '99
Seattle	2000, 01, 02
Sami Whitcomb	Washington '10
Seattle	2017-18

WASHINGTON STATE

Shelley Patterson	Washington State '83
Indiana, Asst. Coach	2002-04
Charlotte, Asst. Coach	2006-09
Minnesota, Asst. Coach	2010-18

PAC-12 IN THE WNBA DRAFT HISTORY

1997 Player Allocation Draft

Player	School	Pos.	Rd	Pick	Team
Cynthia Cooper	USC	Guard		6	Houston Comets
Lisa Leslie	USC	Center		7	Los Angeles Sparks

1997 - Elite Draft

Player	School	Pos.	Rd	Pick	Team
Isabelle Fijalkowski	Colorado	C/F	1	2	Cleveland Rockers
Kym Hampton	ASU	C/F	1	4	New York Liberty

1997 - College Draft

Player	School	Pos.	Rd	Pick	Team
Tina Thompson	USC	Forward	1	1	Houston Comets
Pamela McGee	USC	Center	1	2	Sacramento Monarchs
Jamila Wideman	Stanford	Guard	1	3	Los Angeles Sparks
Raegan Scott	Colorado	F/C	3	21	Utah Starzz
Monique Ambers	ASU	Forward	4	25	Phoenix Mercury

1998 - College Draft

Player	School	Pos.	Rd	Pick	Team
Olympia Scott	Stanford	F/C	2	11	Utah Starzz
Rehema Stephens	UCLA	Guard	3	25	Los Angeles Sparks
Tanja Kostic	Oregon St.	Forward	3	26	Cleveland Rockers
Adia Barnes	Arizona	Forward	4	33	Sacramento Monarchs
Vanessa Nygaard	Stanford	Forward	4	39	New York Liberty
Monica Lamb-Lattin	USC	Center	4	40	Houston Comets

1999 - Expansion Draft

Player	School	Pos.	Rd	Pick	Team
Kristin Folkl	Stanford	Forward		1	Minnesota

1999 - College Draft

Player	School	Pos.	Rd	Pick	Team
Natalie Williams	UCLA	Center	1	3	Utah Starzz
Jennifer Azzi	Stanford	Guard	1	5	Detroit Shock
Val Whiting	Stanford	Center	2	17	Detroit Shock
Sonja Henning	Stanford	Guard	2	24	Houston Comets
Kate Starbird	Stanford	Guard	3	26	Sacramento Monarchs

2000 - College Draft

Player	School	Pos.	Rd	Pick	Team
Maylana Martin	UCLA	Forward	1	10	Minnesota Lynx
Naomi Multiauaoepele	Stanford	Center	1	12	Utah Starzz
Katy Steding	Stanford	Forward	1	14	Sacramento Monarchs
Adrain Williams	USC	F/C	2	21	Phoenix Mercury
Milena Flores	Stanford	Guard	3	40	Miami Sol
Rhonda Y Smith	Washington	Center	3	46	Sacramento Monarchs
Marte Alexander	Arizona	Center	3	47	Los Angeles Sparks
Sophie Von Saldern	California	F/C	4	49	Cleveland Rockers
Nicky McCrimmon	USC	Guard	4	63	Los Angeles Sparks

2001 - College Draft

Player	School	Pos.	Rd	Pick	Team
Jenny Mowe	Oregon	Center	2	20	Portland Fire
Angeline Wolvert	Oregon	F/C	3	43	Cleveland Rockers
Reshea Bristol	Arizona	Guard	4	50	Charlotte Sting
Carolyn Moos	Stanford	Center	4	53	Phoenix Mercury

2002 - College Draft

Player	School	Pos.	Rd	Pick	Team
Felicia Ragland	Oregon St	Guard	2	28	Seattle Storm
Lindsey Yamasaki	Stanford	G/F	2	29	Miami Sol
Mandy Nightingale	Colorado	Guard	3	37	Portland Fire
Edniesha Curry	Oregon	Guard	3	41	Charlotte Sting
LaKeisha Taylor	Arizona	Center	4	49	Indiana Fever
Melody Jackson	Arizona St	Center	4	50	Portland Fire
Cori Enghusen	Stanford	Center	4	58	Houston Comets
Elizabeth Pickney	Arizona	Forward	4	60	Sacramento Monarchs

2003 - College Draft

Player	School	Pos.	Rd	Pick	Team
Shaquala Williams	Oregon	Guard	3	30	Cleveland Rockers
Nicole Kaczmarek	UCLA	Guard	3	39	New York Liberty

2004 - College Draft

Player	School	Pos.	Rd	Pick	Team
Nicole Powell	Stanford	Guard	1	3	Charlotte Sting
Ebony Hoffman	USC	Center	1	9	Indiana Fever

2005 - College Draft

Player	School	Pos.	Rd	Pick	Team
DeeDee Wheeler	Arizona	Guard	2	26	Los Angeles Sparks
Catherine Kraayeveld	Oregon	Forward	3	27	San Antonio Silver Stars

2006 - College Draft

Player	School	Pos.	Rd	Pick	Team
Lisa Willis	UCLA	Guard	1	5	Los Angeles Sparks
Shona Thorburn	Utah	Guard	1	7	Minnesota Lynx
Kim Smith	Utah	Forward	1	13	Sacramento Monarchs
Nikki Blue	UCLA	Guard	2	19	Washington Mystics

2007 - College Draft Player

Player	School	Pos.	Rd	Pick	Team
Noelle Quinn	UCLA	Guard	1	4	Minnesota Lynx
Shay Murphy	USC	Guard	2	15	Minnesota Lynx
Brooke Smith	Stanford	Center	2	23	Sacramento Monarchs
Kristen Newlin	Stanford	F/C	3	34	Houston Comets
Emily Westerberg	Arizona St	Forward	3	37	Phoenix Mercury

2008 - College Draft Player

Player	School	Pos.	Rd	Pick	Team
Candice Wiggins	Stanford	Guard	1	3	Minnesota Lynx
Lindsey Pluimer	UCLA	Guard	2	20	Washington Mystics
Leilani Mitchell	Utah	Guard	2	25	Phoenix Mercury

2009 - College Draft Player

Player	School	Pos.	Rd	Pick	Team
Briann January	Arizona St	Guard	1	6	Indiana Fever
Ashley Walker	California	Forward	1	12	Seattle Storm
Camille LeNoir	USC	Guard	2	23	Washington Mystics
Morgan Warburton	Utah	Guard	3	33	Sacramento Monarchs

2010 - College Draft Player

Player	School	Pos.	Rd	Pick	Team
Jayne Appel	Stanford	F/C	1	5	San Antonio Silver Stars
Alexis Gray-Lawson	California	Guard	3	30	Washington Mystics

2011 - College Draft Player

Player	School	Pos.	Rd	Pick	Team
Kayla Pedersen	Stanford	Forward	1	7	Tulsa Shock
Jeanette Pohlen	Stanford	Guard	1	9	Indiana Fever
Brittany Spears	Colorado	Forward	2	19	Phoenix Mercury
Ify Ibekwe	Arizona	Center	2	24	Seattle Storm

2012 - College Draft Player

Player	School	Pos.	Rd	Pick	Team
Nnemkadi Ogwumike	Stanford	Forward	1	1	Los Angeles Sparks
Jacki Gemelos	USC	Guard	3	31	Minnesota Lynx
Amanda Johnson	Oregon	Forward	3	33	Phoenix Mercury
Briana Gilbreath	USC	Guard	3	35	Washington Mystics

2013 - College Draft Player

Player	School	Pos.	Rd	Pick	Team
Layshia Clarendon	California	Guard	1	9	Indiana Fever
Davellyn Whyte	Arizona	Guard	2	16	San Antonio Silver Stars
Chucky Jeffery	Colorado	Guard	2	24	Minnesota Lynx

2014 - College Draft Player

Player	School	Pos.	Rd	Pick	Team
Chiney Ogwumike	Stanford	Forward	1	1	Connecticut Sun
Michelle Plouffe	Utah	Forward	2	19	Seattle Storm
Cassie Harberts	USC	Forward	2	20	Atlanta Dream
Gennifer Brandon	California	Forward	2	22	Chicago Sky
Mikaela Ruef	Stanford	Forward	3	31	Seattle Storm

2015 - College Draft Player

Player	School	Pos.	Rd	Pick	Team
Brittany Boyd	California	Guard	1	9	New York Liberty
Reshanda Gray	California	Forward	2	16	Minnesota Lynx
Amber Orrange	Stanford	Guard	2	23	New York Liberty
Promise Amukamara	Arizona State	Guard	3	36	Phoenix Mercury

2016 - College Draft Player

Player	School	Pos.	Rd	Pick	Team
Jamie Weisner	Oregon State	Guard	2	17	Connecticut Sun
Ruth Hamblin	Oregon State	Center	2	18	Dallas Wings
Lia Galdeira	Washington St.	Guard	2	19	Washington Mystics
Jillian Alleyne	Oregon	Forward	2	20	Phoenix Mercury
Talia Walton	Washington	Forward	3	29	Los Angeles Sparks
Nirra Fields	UCLA	Guard	3	32	Phoenix Mercury
Temi Fagbenle	USC	Guard	3	35	Minnesota Lynx

2017 - College Draft Player

Player	School	Pos.	Rd	Pick	Team
Kelsey Plum	Washington	Guard	1	1	San Antonio Stars
Sydney Wiese	Oregon State	Guard	1	11	Los Angeles Sparks
Erica McCall	Stanford	Forward	2	17	Indiana Fever
Chantel Osahor	Washington	Forward	2	21	Chicago Sky

2018 - College Draft Player

Player	School	Pos.	Rd	Pick	Team
Jordin Canada	UCLA	G	1	5	Seattle Storm
Marie Gülich	Oregon State	C	1	12	Phoenix Mercury
Monique Billings	UCLA	F	2	15	Atlanta Dream
Mikayla Cowling	California	G	3	33	Connecticut Sun



Former Sun Devil Briann January has been in the WNBA since 2009. She was selected sixth overall by the Indiana Fever.



Stanford's Chiney Ogwumike was the second player in three years, and third all-time, to be drafted No. 1 overall. She went on to be named WNBA Rookie of the Year.



Washington's Kelsey Plum is the fourth player in Pac-12 history and the first Husky to be selected No. 1 in the WNBA Draft.



Throughout his career as a student-athlete, professional athlete, and sports executive, Larry Scott has been a game changer: a bold, innovative leader with a vision for transformative change — from expansion and revitalization of the Pac-12 to equal prize money at Wimbledon. Commissioner Scott's firm belief that sport has the power to be a force for positive change has been the hallmark of his career.

EXPANSION AND INNOVATION AT THE PAC-12

In his nine years as Pac-12 Commissioner, with the support of the Pac-12 universities' presidents and chancellors, Scott has orchestrated a rebranding of the conference, with messages of innovation, excellence, and the advantages of a West Coast location at its core. Scott also led the conference through an expansion for the first time since 1978 by successfully adding Colorado and Utah.

During his tenure, the Pac-12 added a Football Championship Game, transformed its men's and women's basketball tournaments into must-attend events, and secured an agreement for equal revenue sharing for the first time ever.

Scott has also led a transformation of the conference's media posture by delivering much-needed revenue, dramatically increasing exposure for women's and Olympic sports, establishing ever-evolving digital and mobile platforms for Pac-12 content, and creating training and employment opportunities for thousands of Pac-12 students interested in launching media careers. To achieve these goals, he delivered a landmark media rights agreement with ESPN and FOX and created Pac-12 Networks, the first-ever integrated media company owned by a collegiate conference.

Commissioner Scott and the presidents and chancellors of the Pac-12 have led the way in ensuring that Pac-12 universities' academic missions and the growth and development of student-athletes remain the primary focus of intercollegiate athletics. Through a series of reforms, Pac-12 schools have committed to enhanced student-athlete benefits, including increasing scholarship limits to cover the full cost of attending college and adding student-athletes to the conference's formal governance structure. For the 7,000 student-athletes in the Pac-12, participation in intercollegiate athletics provides an avenue to earn a degree from one of the best universities in the world. Scott is staunchly committed to retaining college sports a vital component of American higher education by continually adapting to the changing needs of today's student-athletes.

Under Scott's leadership, the Pac-12 also created a Student-Athlete Health and Well Being Initiative: a collective effort between the conference and its member universities to identify ways to reduce injuries, share current best practices, and conduct research to uncover new ways to keep student-athletes as safe as possible. Over the last three years, the Pac-12's Student-Athlete Health and Well Being Grant Program has funded millions of dollars in research on Pac-12 campuses focused on everything from head trauma to overuse injuries to thermal management.

Scott's vision for the conference also reaches beyond geographic borders. In 2011, the Pac-12 launched Pac-12 Global, an initiative that aims to expand the conference's and its members' footprint around the world. Since its advent, Pac-12 Global has been the catalyst for several international athletic events and student-athlete cultural exchange programs, all while spreading Pac-12 universities' brands to new audiences. In 2015, the Pac-12 hosted the first-ever regular season basketball game, collegiate or professional, to be played in China and has since made the Pac-12 China Game an annual opener to the college basketball season. The conference has also made inroads in Australia, where a team of Pac-12 men's basketball all-stars traveled and competed during the summer of 2016.

All the while, the athletic excellence that has defined the Pac-12 for over a century has only increased during Scott's tenure. In May of 2017, the Pac-12 won its 500th NCAA team championship, becoming the first conference to hit the milestone and putting the Pac-12 nearly 200 NCAA Championships ahead of any other conference. Pac-12 athletes have also made their mark on the world in recent years, winning a total of 55 medals at the 2016 Rio Olympics, a number that would have made the conference fifth in the medal count had it been a country.

PROVEN LEADERSHIP IN ATHLETICS

Scott succeeded Tom Hansen as the sixth Commissioner of what was then the Pac-10 Conference on July 1, 2009. Before that, he served for six years as Chairman and Chief Executive Officer of the Sony Ericsson Women's Tennis Association (WTA) Tour, where he helped generate unprecedented growth and popularity for women's professional tennis on a global scale.

At the WTA Tour, Scott worked with Billie Jean King and others to achieve the long-sought goal of equal prize money for women in tennis' grand slam events. He also became the architect of the largest-ever sponsorship in both women's sports and professional tennis, a six-year \$88-million title sponsorship agreement with Sony Ericsson. His many other WTA achievements include the largest television deal in women's tennis history, a reform package that led to a 40 percent increase in prize money, and \$750 million in facilities investments.

Scott's career in athletics extends back to his captaincy of the Harvard men's tennis team, where he was named an All-American, earned a B.A. in History, and developed a first-hand understanding of the importance of maintaining balance between academics and athletics.

He went on to play tennis professionally on the ATP circuit, winning one title, and then going on to work for more than a decade with the ATP, where his roles included Chief Operating Officer, President of ATP Properties, and Executive Vice President of the International Group. In those roles, he was credited with significantly increasing the global popularity of men's tennis, establishing the Tennis Masters Cup as one of the sport's most successful events, negotiating a renewal of the ATP's 13-year partnership with Mercedes-Benz that remains one of the preeminent sponsorship agreements in tennis history, and launching tournaments in places like China and the Persian Gulf.

RECOGNITION AND SERVICE

Scott has often earned recognition for his visionary leadership. He has been a finalist for the Sports Executive of the Year Award given by Sports Business Journal and was awarded the Vision Award by Cynopsis Sports. Scott was also given the Americanism Award by the Anti-Defamation League in tribute to his mission of fostering positive change through sports.

Scott serves on several boards inside and outside of intercollegiate athletics, including the 150th Anniversary of College Football, College Football Playoff LLC Management Committee, the Rose Bowl Management Committee, and the Women's Sports Foundation.

Larry and his wife, Cybille, live in Danville, Calif., and have three children: Alexander, Sebastien, and Alannah.

SCOTT QUICK FACTS

CURRENT POSITION:

Commissioner • Pac-12 Conference
July 1, 2009-Present

PREVIOUS POSITION:

Chairman & CEO • WTA Tour
April 15, 2003-June 30, 2009

HONORS:

- Finalist for Sports Business Journal Sports Executive of the Year, 2012
- Vision Award Winner, Cynopsis Sports Awards, 2012
- Americanism Award Recipient, Anti-Defamation League, 2013
- TIME Magazine's List of Best Sports Executives, 2008

EDUCATION:

Harvard University, B.A. European History
1986 graduate with Honors

ATHLETIC ACCOMPLISHMENTS:

All-American tennis player at Harvard
Three-year professional tennis player, winning one ATP title

PREVIOUS PAC-12 COMMISSIONERS

EDWIN N. ATHERTON	1940-1944
VICTOR O. SCHMIDT	1944-1959
THOMAS J. HAMILTON	1959-1971
WILES HALLOCK	1971-1983
THOMAS C. HANSEN	1983-2009
LAWRENCE G. SCOTT	2009-Present

STANFORD WINS 24TH DIRECTORS' CUP PAC-12 MEMBERS FINISH 1-2-4

The STANFORD Cardinal captured their 24th-consecutive Directors' Cup with UCLA and USC finishing second and fourth, respectively, in leading the Pac-12 Conference to another impressive finish in the final 2017-18 Division I Learfield Sports Directors' Cup standings, the National Association of Collegiate Directors of Athletics (NACDA) announced.

Led by four NCAA titles (women's soccer, men's soccer, women's swimming and diving, women's tennis), Stanford won its 24th-consecutive Cup. In all, the Cardinal posted 12 top four finishes in tallying an impressive 1,442.00 points.

Behind three NCAA titles (men's water polo, women's gymnastics, beach volleyball), UCLA finished second for the eighth time in the history of the Directors' Cup with 1,326.00 points, its highest-ever point total. USC posted a pair of national titles (women's water polo, women's outdoor track & field) to place fourth with 1,147.00 points for its fourth-straight top-4 finish. CALIFORNIA placed 20th overall with 830.25 points, aided by a national title in women's rowing, to claim its 19th consecutive top-20 finish. OREGON recorded its seventh-straight top-25 finish, coming in 24th with 786.75 points. WASHINGTON was 29th (693.25 points), followed by ARIZONA STATE in 31st (686.00), then COLORADO in 37th (591.50).

ARIZONA captured its third NCAA women's golf title and placed 51st (472.50). OREGON STATE, which picked up its third NCAA baseball title, finished 61st (383.00), just half a point ahead of UTAH in 62nd (382.50). WASHINGTON STATE rounded out the team scoring for the Pac-12, finishing 80th (260.50) for its best placing since 2010.

The success of the Pac-12 in the Directors' Cup was bolstered by the capturing of 12 NCAA titles, most among all conferences. In addition, nine Pac-12 league members combined to post 39 top-four finishes in 24 NCAA championships.

The Directors' Cup was developed as a joint effort between the National Association of Collegiate Directors of Athletics (NACDA) and USA Today. Points are awarded based on each institution's finish in up to 20 sports - 10 women's and 10 men's.

CONFERENCE COMPARISON

	Conference*	Top 25 Schools	Membership Ratio
1.	SEC (14)	7	.500
2.	Pac-12 (12)	5	.417
3.	ACC (15)	6	.400
4.	Big Ten (14)	5	.357
5.	Big 12 (10)	2	.200

* based on 2017-18 membership

WHERE THEY RANKED

	School	Total Pts
1.	Stanford	1442.00
2.	UCLA	1326.00
4.	USC	1147.00
20.	California	830.25
24.	Oregon	786.75
29.	Washington	693.25
31.	Arizona State	686.00
37.	Colorado	591.50
51.	Arizona	472.50
61.	Oregon State	383.00
62.	Utah	382.50
80.	Washington State	260.50

TOM HANSEN CONFERENCE MEDAL WINNERS



A Conference Medal is awarded annually to each member institution's outstanding senior male and female student-athlete based on the exhibition of the greatest combination of performance and achievement in scholarship, athletics and leadership.

Conference medal winners have been named every year since the 1960-61 academic year. In 2009, the Pac-12 renamed the award the Tom Hansen Conference Medal in honor of Hansen, who retired at the end of June 2009 after serving for 26 years as Commissioner of the Pac-10.

Following are the 2017-18 award winners:

2017-18 PAC-12 TOM HANSEN CONFERENCE MEDAL WINNERS

School	Men	Women
Arizona	Dusan Ristic, Basketball	Claire Green, Cross Country/Track & Field
Arizona State	Kodi Justice, Basketball	Maggie Ewen, Track & Field
California	Luca Cupido, Water Polo	Emily Boyd, Soccer
Colorado	Petter Reistad, Skiing	Sarah Brown, Lacrosse
Oregon	Kyle Kasser, Baseball	Gwen Svekis, Softball
Oregon State	Jack Anderson, Baseball	Marie Gulich, Basketball
Stanford	Foster Langsdorf, Soccer	Andi Sullivan, Soccer
UCLA	Martin Redlicki, Tennis	Christine Peng-Peng Lee, Gymnastics
USC	Jordan McLaughlin, Basketball	Gussie Johns, Lacrosse
Utah	Martin Bergstrom, Skiing	Maddy Stover, Gymnastics
Washington	Colby Gilbert, Cross Country/Track & Field	Amy-Eloise Neale, Cross Country/Track & Field
Washington State	Luke Falk, Football	Alissa Brooks-Johnson, Track & Field



JAMIE ZANINOVICH • Deputy Commissioner and Chief Operating Officer

Deputy Commissioner Jamie Zaninovich comes to the Pac-12 after six years as the commissioner of the West Coast Conference. At the Pac-12, Zaninovich has responsibility for all aspects of the Pac-12 Conference's administrative operations, including television administration, sport management, championships, football bowl relationships, governance, enforcement, compliance, and officiating.

In his time with the WCC, Zaninovich led the conference through a period of unprecedented membership growth, transformed the conference basketball championships into successful events, and brought forward television and digital media advances that showcased the WCC's brand regionally, nationally and internationally.

Zaninovich was a member of the NCAA Division I Men's Basketball Committee from 2011-2014 and is a past Chair of the Division I Collegiate Commissioners Association Division I Subdivision. He is also a founding member of the Board of Managers and Competition Committee of the Men's Basketball Officiating LLC, a past member of the NCAA Committee on Women's Athletics and was named one of the prestigious "40 Under 40" honorees by the Sports Business Journal in 2010.

A native of Eugene, Oregon, Zaninovich is a graduate of Stanford University and the Stanford University Graduate School of Business. Prior to the WCC, he served as a sports administrator at both Stanford and Princeton University.



WOODIE DIXON • General Counsel, Senior Vice President Business Affairs

Woodie Dixon joined the Pac-12 in April 2010 and manages all business affairs, in-house legal matters and human resources for the Conference and Pac-12 Networks, as well as football administration for the Conference.

Prior to joining the Pac-12, Dixon spent six years (2004-10) as General Counsel for the NFL's Kansas City Chiefs overseeing all legal matters for the franchise, including player, marketing, sponsorship, stadium operations, special event and sales contracts, litigation and licensing. Previously, he has practiced law with the NFL, Sidley, Austin, Brown & Wood LLP in Chicago, and Dorsey & Whitney LLP in Minneapolis, Minn.

Dixon is a graduate of Harvard Law School, the University of Massachusetts graduate program in Sports Management and Amherst College.



TERESA GOULD • Senior Associate Commissioner, Sports Management & Institutional Services

Teresa Gould joined the Pac-12 Conference in July 2018 after serving a variety of successful leadership roles in major collegiate athletics, in broadcast and revenue generation. In her Pac-12 role, Gould manages sports administration and championships for Pac-12 women's basketball and all Olympic sports, oversees governance and compliance and serves as the conference's senior women's administrator, reporting to Commissioner Larry Scott.

At the University of California, Davis she served as Interim Athletic Director from 2015-16 after having held the role of associate executive director and chief revenue officer of the alumni association.

From 2001-14, Gould worked in the athletic department at the University of California, Berkeley where among a number of position she served as deputy director of athletics, external relations and chief of staff to the athletic director. In these roles, her responsibilities included development of the athletic department's strategic plan and administration of all sports, in addition to serving as member of the Pac-12 Council. Previously, Gould spent eight years at the West Coast Conference where she served as associate commissioner, as well as three years at ESPN in the role of conference coordination and rights acquisition.



ERIK HARDENBERGH • Chief of Staff

Erik Hardenbergh joined the Pac-12 as the Vice President of Public Affairs in July 2012. Hardenbergh leads the development and execution of public relations plans and strategies promoting the interests and reputation of the Pac-12 and Pac-12 Networks. Hardenbergh plays a pivotal role in enhancing the Conference's visibility at local, national and global levels.

Most recently, Hardenbergh spent four years as the Vice President of the Glover Park Group in Washington, D.C., where he developed strategic messaging platforms and coordinated integrated campaigns for companies including JPMorgan Chase and United Technologies. Hardenbergh has also worked for several sports media outlets including Yahoo! Sports, Fox Sports Northwest and ABC Sports.

Hardenbergh holds a bachelor's degree in political science from Amherst College, where he was an Academic All-American and captained the golf team for three years. Hardenbergh also earned an MBA from the Kenan-Flagler Business School at University of North Carolina-Chapel Hill.



BRENT WILLMAN • Chief Financial Officer

Brent Willman was named Chief Financial Officer in March of 2018 after serving as the Senior Vice President, Finance for Pac-12 Networks since the launch of the Network. His responsibilities include monthly and annual financial statement preparation, long-range strategic planning and annual budgets, evaluating new business opportunities and supporting each department on all financial matters to ensure financial objectives are met.

With over 30 years of media finance and business experience, prior to joining the Pac-12, he spent time in the same position at the Oprah Winfrey Network (OWN) in Los Angeles, He was also CFO for TLC, the Game Show Network, IFILM and E! Entertainment Television. He also spent nine years with Times Mirror Company, the publisher of the Los Angeles Times.

Willman hold a bachelor's degree in accounting from Cal State Fresno. He started his career as a certified public accountant.



DANETTE LEIGHTON • Chief Marketing Officer

Danette Leighton joined the Pac-12 Conference in April 2010 as the Conference's first Chief Marketing Officer. Her responsibilities include leading the Conference and Pac-12 Networks in the development and implementation of strategic marketing and communication programs, as well as integrating and supporting the marketing interests of the member institutions. She oversees the areas of business operations, communications, event operations, marketing, public affairs and ticket sales, as well as the communications and marketing departments at Pac-12 Networks.

An Arizona graduate, Leighton returns to the Pac-12 where she began her career as a public relations intern. Most recently, she acted as Vice President of Marketing and Brand Development for Maloof Sports & Entertainment. She spent the last decade overseeing all marketing and branding efforts for the NBA's Sacramento Kings and ARCO Arena, as well as the business operations for the WNBA's Sacramento Monarchs.

Previously, she led Sony's sports marketing division, focusing on the PGA Tour and the Sony Open in Hawai'i. She also served as the executive director of the 1999 NCAA Women's Basketball Final Four at Stanford and worked in public relations for the Fiesta Bowl.



Ron Barker
Associate Commissioner,
Governance & Enforcement



Chris Dawson
Associate Commissioner,
Sports Management



Dave Hirsch
Vice President,
Communications



Will Hunter
Vice President,
Operations



Duane Lindberg
Associate Commissioner,
Television



Tammy Newman
Associate Commissioner,
Governance & Enforcement




Erik Price
Associate Commissioner,
Compliance



Chris Grant
Associate Commissioner,
Sports Management and
Championships



Anna Roberts
Vice President,
Human Resources



Heather Vaughan
Vice President,
Marketing



Andrew Walker
Vice President,
Public Affairs



Carter Westfall
Vice President,
International



Natalia Ciccone
Assistant Commissioner,
Communications



Chris Merino
Assistant Commissioner,
Compliance



Cheryl Wong
Assistant Commissioner
Sports Management and
Championships



Jesse Hooker
Director,
Communications




Noveen Moinpour
Senior Manager,
Marketing



Michael Ortiz
Director,
Video Operations



Shannon Burrow
Controller



Cecile Catig
Accounts Payable
Specialist



Tyler Jahnke
Manager, Ticket Sales



In Ja Holcomb
Executive Assistant to the
Commissioner



Dave Lucero
Manager,
Operations



Theo Mendoza
Graphic Designer



Sean Harris
Assistant Director, Sports
Management and Champion-
ships



VIOLET PALMER • Coordinator of Women's Basketball Officiating

A pioneer in refereeing, Violet Palmer was named the Conference's Coordinator of Women's Basketball Officiating in May 2010. The first woman to officiate a major U.S. professional sport at the highest level when she became a referee in the National Basketball Association (NBA) in 1997.

Palmer has officiated NBA playoff games and the WNBA Championships. Prior to joining the professional ranks, she spent nine seasons officiating at the collegiate level, including five NCAA Women's Final Fours and two National Championship games.

Palmer's duties with the Pac-12 will include identifying, recruiting, assigning, and evaluating referees and game observers. She has similar duties with the West Coast Conference and the Western Athletic Conference. Palmer's strength and focus on education and training will further develop the Conference's officials and elevate them to the next level.

Palmer is a native of Los Angeles and a four-year letterwinner at Cal Poly Pomona where she led the Broncos to the 1985 and 1986 NCAA crowns.



Jamie Alfieri
Coordinator,
Officiating and
Sports Management



Michael Brady
Manager,
Business Operations



Michelle Zhang
Manager,
International




Wendy Heredia
Senior Administrative
Assistant
Marketing & Communications



Meghan Cesnik
Administrative
Assistant



Carly Fasciglione
Fellow,
Communications



Heather Ward
Fellow,
Communications



Audrey Mayer
Fellow,
Administrative



Juwaan Williams
Fellow,
Administrative



David Coleman
Vice President, Officiating



Dave Yeast
Coordinator of
Baseball Officiating



Bobby Dibler
Coordinator of Men's
Basketball Officiating



Sandra Hunt
Coordinator of
Women's Soccer



Joan Powell
Coordinator of
Volleyball Officiating



Joanne Venditto
Coordinator of
Softball Officiating

NCAA TEAM TITLES WON BY CONFERENCE (ALL-TIME)

TEAM		INDIVIDUAL	
1. Pac-12	513	1. Pac-12	2,334
2. Big Ten	310	2. Big Ten	1,767
3. Southeastern	227	3. SEC	1,513
4. Big 12	179	4. Big 12	1,073
5. Atlantic Coast	153	5. ACC	545
6. Ivy	98	6. Ivy	451
7. American Athletic	52	7. American Athletic	241
8. Conference USA	41	8. Big East	216
9. Summit	39	9. Mountain West	210
10. West Coast	32	10. Conference USA	166

PAC-12 NCAA TEAM TITLES	
Arizona	19
Arizona State	24
California	37
Colorado	26
Oregon	33
Oregon State	4
Stanford	117
UCLA	116
USC	106
Utah	21
Washington	8
Washington State	2

NCAA TEAM TITLES WON (ALL-TIME) BY CONFERENCE

MEN		WOMEN	
1. Pac-12	300	1. Pac-12	183
2. Big Ten	216	2. Southeastern	103
3. Big 12	123	3. Big Ten	73
4. Southeastern	122	4. Atlantic Coast	59
5. Atlantic Coast	85	5. Big 12	35
6. Ivy	58	6. American Athletic	19
7. American Athletic	33	7. Ivy	16
8. Conference USA	29	8. Big East	12
9. West Coast	23	9. Conference USA	12
10. Big Sky	20	10. West Coast	9

COMBINED	
1. Pac-12	30
2. Ivy	24
Summit	24
4. Big 12	21
Big Ten	21

BY SCHOOL

MEN		WOMEN	
1. USC	84	1. STANFORD	53
2. UCLA	75	2. UCLA	41
3. STANFORD	64	4. North Carolina	30
4. Oklahoma State	52	3. LSU	25
5. Arkansas	42	5. Texas	23
6. Michigan	33	6. Maryland	22
7. CALIFORNIA	28	USC	22
8. Yale	27	8. Georgia	21
9. Indiana	24	9. Florida	18
Iowa	24	10. Connecticut	15

COMBINED	
1. Denver	24
2. COLORADO	19
West Virginia	19

NCAA INDIVIDUAL TITLES WON (ALL-TIME) BY CONFERENCE

MEN		WOMEN	
1. Big Ten	1,501	1. Pac-12	778
2. Pac-12	1,370	2. Southeastern	730
3. Big 12	805	3. Big 12	240
4. Southeastern	780	4. Big Ten	204
5. Atlantic Coast	330	5. Atlantic Coast	175

COMBINED	
1. Pac-12	186
2. Ivy	119
3. Summit League	90
4. America East	70
5. Big Ten	61

BY SCHOOL

MEN		WOMEN	
1. USC	326	1. STANFORD	228
2. Michigan	278	2. Georgia	169
3. STANFORD	272	3. Texas	157
4. Ohio State	223	4. Florida	155
5. Texas	214	5. LSU	117
6. Oklahoma State	169	6. UCLA	106
7. UCLA	166	7. ARIZONA	94
8. CALIFORNIA	157	8. CALIFORNIA	94
9. Oklahoma	148	9. USC	78
10. Illinois	146	10. ARIZONA STATE	51
		Auburn	51
		OREGON	51

COMBINED	
1. COLORADO	94
2. Denver	90
3. UTAH	75

NCAA TEAM & INDIVIDUAL TITLES WON BY PAC-12 SCHOOLS (ALL-TIME)

TEAM TITLES			INDIVIDUAL TITLES		
MEN	WOMEN	COMBINED	MEN	WOMEN	COMBINED
USC	Stanford	Colorado	USC	Stanford	Colorado
84	64	19	326	228	94
UCLA	UCLA	Utah	Stanford	UCLA	Utah
75	41	11	272	106	75
Stanford	USC	TOTAL	UCLA	Arizona	Stanford
64	22	30	167	94	14
California	Arizona State		California	California	Washington
28	13		157	94	2
Oregon	Arizona		Oregon	USC	Washington State
19	12		104	78	1
Arizona State	Oregon		Arizona	Arizona State	TOTAL
11	14		83	51	186
Arizona	Utah		Washington State	Oregon	
7	9		79	51	
Colorado	California		Arizona State	Utah	
5	9		67	25	
Oregon State	Washington		Washington	Washington	
4	7		55	21	
Washington State	Colorado		Oregon State	Colorado	
2	2		32	17	
Utah	TOTAL		Colorado	Oregon State	
1	183		23	7	
TOTAL			Utah	Washington State	
300			5	6	
			TOTAL	TOTAL	
			1,370	778	

based on 2017-18 conference memberships

ALL-TIME NCAA CHAMPIONSHIPS BY SPORT » WOMEN'S SPORTS

BASKETBALL (4)

1982-83—USC
1983-84—USC
1989-90—Stanford
1991-92—Stanford

BEACH VOLLEYBALL (3)

2016—USC
2017—USC
2017—UCLA

CROSS COUNTRY (12)

1983—Oregon
1987—Oregon
1997—Stanford
2000—Colorado
2003—Stanford
2004—Colorado
2005—Stanford
2006—Stanford
2007—Stanford
2008—Washington
2012—Oregon
2016—Oregon

GOLF (19)

1990—Arizona State
1991—UCLA
1993—Arizona State
1994—Arizona State
1995—Arizona State
1996—Arizona
1997—Arizona State
1998—Arizona State
2000—Arizona
2003—USC
2004—UCLA
2008—USC
2009—Arizona State
2011—UCLA
2013—USC
2015—Stanford
2016—Washington
2017—Arizona State
2018—Arizona

GYMNASTICS (16)

1982—Utah
1983—Utah
1984—Utah
1985—Utah
1986—Utah
1990—Utah
1992—Utah
1994—Utah
1995—Utah
1997—UCLA
2000—UCLA
2001—UCLA
2003—UCLA
2004—UCLA
2010—UCLA
2018—UCLA

ROWING (9)

1997—Washington
1998—Washington
2001—Washington
2005—California
2006—California
2009—Stanford
2016—California
2017—Washington
2018—California

SOCCER (6)

2007—USC
2011—Stanford
2013—UCLA
2014—USC
2016—USC
2017—Stanford

SOFTBALL (23)

1982—UCLA
1984—UCLA
1985—UCLA
1988—UCLA
1989—UCLA
1990—UCLA
1991—Arizona
1992—UCLA

1993—Arizona
1994—Arizona
1996—Arizona
1997—Arizona
1999—UCLA
2001—Arizona
2002—California
2003—UCLA
2004—UCLA
2006—Arizona
2007—Arizona
2008—Arizona State
2009—Washington
2010—UCLA
2011—Arizona State

SWIMMING (16)

1983—Stanford
1989—Stanford
1992—Stanford
1993—Stanford
1994—Stanford
1995—Stanford
1996—Stanford
1997—USC
1998—Stanford
2008—Arizona
2009—California
2011—California
2012—California
2015—California
2017—Stanford
2018—Stanford

TENNIS (23)

1982—Stanford
1983—USC
1984—Stanford
1985—USC
1986—Stanford
1987—Stanford
1988—Stanford
1989—Stanford
1990—Stanford
1991—Stanford

1997—Stanford
1999—Stanford
2001—Stanford
2002—Stanford
2004—Stanford
2005—Stanford
2006—Stanford
2008—UCLA
2010—Stanford
2013—Stanford
2014—UCLA
2016—Stanford
2018—Stanford

INDOOR TRACK (11)

2000—UCLA
2001—UCLA
2007—Arizona State
2008—Arizona State
2010—Oregon
2011—Oregon
2012—Oregon
2013—Oregon
2014—Oregon
2016—Oregon
2017—Oregon

OUTDOOR TRACK (9)

1982—UCLA
1983—UCLA
1985—Oregon
2001—USC
2004—UCLA
2007—Arizona State
2015—Oregon
2017—Oregon
2018—USC

VOLLEYBALL (15)

1981—USC
1984—UCLA
1990—UCLA
1991—UCLA
1992—Stanford
1995—Stanford
1996—Stanford
1997—Stanford
2001—Stanford
2002—USC
2003—USC
2004—Stanford
2005—Washington
2011—UCLA
2016—Stanford

WATER POLO (18)

2001—UCLA
2002—Stanford
2003—UCLA
2004—USC
2005—UCLA
2006—UCLA
2007—UCLA
2008—UCLA
2009—UCLA
2010—USC
2011—Stanford
2012—Stanford
2013—USC
2014—Stanford
2015—Stanford
2016—USC
2017—Stanford
2018—USC



Oregon State captured its third NCAA baseball title all-time and first since 2007. It was also the 12th NCAA title for the Pac-12 in 2017-18.



Stanford became the first program to sweep the men's and women's NCAA soccer titles in the same season. It was the second national championship in six years for the women and the men won a third-straight crown.

ALL-TIME NCAA CHAMPIONSHIPS BY SPORT » MEN'S SPORTS

<p>BASEBALL (29) 1947—California 1948—USC 1957—California 1958—USC 1961—USC 1963—USC 1965—Arizona State 1967—Arizona State 1968—USC 1969—Arizona State 1970—USC 1971—USC 1972—USC 1973—USC 1974—USC 1976—Arizona 1977—Arizona State 1978—USC 1980—Arizona 1981—Arizona State 1986—Arizona 1987—Stanford 1988—Stanford 1998—USC 2006—Oregon State 2007—Oregon State 2012—Arizona 2013—UCLA 2018—Oregon State</p> <p>BASKETBALL (16) 1938-39—Oregon 1941-42—Stanford 1943-44—Utah 1958-59—California 1963-64—UCLA 1964-65—UCLA 1966-67—UCLA 1967-68—UCLA 1968-69—UCLA 1969-70—UCLA 1970-71—UCLA 1971-72—UCLA 1972-73—UCLA 1974-75—UCLA 1994-95—UCLA 1996-97—Arizona</p> <p>BOXING (1) 1937—Wash. State</p> <p>CROSS COUNTRY (16) 1961—Oregon State 1971—Oregon 1973—Oregon 1974—Oregon 1977—Oregon 1996—Stanford 1997—Stanford</p>	<p>2001—Colorado 2002—Stanford 2003—Stanford 2004—Colorado 2006—Colorado 2007—Oregon 2008—Oregon 2013—Colorado 2014—Colorado</p> <p>GOLF (15) 1938—Stanford 1939—Stanford 1941—Stanford 1942—Stanford 1946—Stanford 1953—Stanford 1988—UCLA 1990—Arizona State 1992—Arizona 1994—Stanford 1996—Arizona State 2004—California 2007—Stanford 2008—UCLA 2016—Oregon</p> <p>GYMNASTICS (13) 1962—USC 1968—California 1975—California 1984—UCLA 1986—Arizona State 1987—UCLA 1992—Stanford 1993—Stanford 1995—Stanford 1997—California 1998—California 2009—Stanford 2011—Stanford</p> <p>SKIING (29) 1959—Colorado 1960—Colorado 1972—Colorado 1973—Colorado 1974—Colorado 1975—Colorado 1976—Colorado 1977—Colorado 1978—Colorado 1979—Colorado 1981—Utah 1982—Colorado 1983—Utah 1984—Utah 1986—Utah 1987—Utah 1988—Utah</p>	<p>1991—Colorado 1993—Utah 1995—Colorado 1996—Utah 1997—Utah 1998—Colorado 1999—Colorado 2003—Utah 2006—Colorado 2011—Colorado 2013—Colorado 2015—Colorado 2017—Utah</p> <p>SOCCER (7) 1985—UCLA 1990—UCLA 1998—UCLA 2002—UCLA 2015—Stanford 2016—Stanford 2017—Stanford</p> <p>SWIMMING (24) 1960—USC 1963—USC 1964—USC 1965—USC 1966—USC 1967—Stanford 1974—USC 1975—USC 1976—USC 1977—USC 1979—California 1980—California 1982—UCLA 1985—Stanford 1986—Stanford 1987—Stanford 1992—Stanford 1993—Stanford 1994—Stanford 1998—Stanford 2008—Arizona 2011—California 2012—California 2014—California</p> <p>TENNIS (54) 1946—USC 1950—UCLA 1951—USC 1952—UCLA 1953—UCLA 1954—UCLA 1955—USC 1956—UCLA 1958—USC 1960—UCLA</p>	<p>1961—UCLA 1962—USC 1963—USC 1964—USC 1965—UCLA 1966—USC 1967—USC 1968—USC 1969—USC 1970—UCLA 1971—UCLA 1973—Stanford 1974—Stanford 1975—UCLA 1976—UCLA USC 1977—Stanford 1978—Stanford 1979—UCLA 1980—Stanford 1981—Stanford 1982—UCLA 1983—Stanford 1984—UCLA 1986—Stanford 1988—Stanford 1989—Stanford 1990—Stanford 1991—USC 1992—Stanford 1993—USC 1994—USC 1995—Stanford 1996—Stanford 1997—Stanford 1998—Stanford 2000—Stanford 2002—USC 2005—UCLA 2009—USC 2010—USC 2011—USC 2012—USC 2014—USC</p> <p>INDOOR TRACK (8) 1967—USC 1972—USC 1977—Wash. State 2008—Arizona State 2009—Oregon 2014—Oregon 2015—Oregon 2016—Oregon</p> <p>OUTDOOR TRACK (47) 1922—California 1925—Stanford 1926—USC 1928—Stanford</p>	<p>1930—USC 1931—USC 1934—Stanford 1935—USC 1936—USC 1937—USC 1938—USC 1939—USC 1940—USC 1941—USC 1942—USC 1943—USC 1949—USC 1950—USC 1951—USC 1952—USC 1953—USC 1954—USC 1955—USC 1956—UCLA 1958—USC 1961—USC 1962—Oregon 1963—USC 1964—Oregon 1965—Oregon USC 1966—UCLA 1967—USC 1968—USC 1970—Oregon 1971—UCLA 1972—UCLA 1973—UCLA 1976—USC 1977—Arizona State 1978—UCLA 1984—Oregon 1987—UCLA 1988—UCLA 2000—Stanford 2014—Oregon 2015—Oregon</p> <p>VOLLEYBALL (25) 1970—UCLA 1971—UCLA 1972—UCLA 1974—UCLA 1975—UCLA 1976—UCLA 1977—USC 1979—UCLA 1980—USC 1981—UCLA 1982—UCLA 1983—UCLA 1984—UCLA 1987—UCLA 1988—USC</p>	<p>1989—UCLA 1990—USC 1993—UCLA 1995—UCLA 1996—UCLA 1997—Stanford 1998—UCLA 2000—UCLA 2006—UCLA 2010—Stanford</p> <p>WATER POLO (44) 1969—UCLA 1971—UCLA 1972—UCLA 1973—California 1974—California 1975—California 1976—Stanford 1977—California 1978—Stanford 1980—Stanford 1981—Stanford 1983—California 1984—California 1985—Stanford 1986—Stanford 1987—California 1988—California 1990—California 1991—California 1992—California 1993—Stanford 1994—Stanford 1995—UCLA 1996—UCLA 1998—USC 1999—UCLA 2000—UCLA 2001—Stanford 2002—Stanford 2003—USC 2004—UCLA 2005—USC 2006—California 2007—California 2008—USC 2009—USC 2010—USC 2011—USC 2012—USC 2013—USC 2014—USC 2015—UCLA 2016—UCLA 2017—California 2018—UCLA</p> <p>WRESTLING (1) 1988—Arizona State</p>
---	--	--	--	---	---

ALL-TIME NON-NCAA CHAMPIONSHIPS BY SPORT » MEN'S SPORTS

<p>FOOTBALL (Polls) 1954—UCLA (UPI) 1962—USC (AP, UPI) 1967—USC (AP, UPI) 1972—USC (AP, UPI) 1974—USC (UPI) 1978—USC (UPI) 1991—Washington (UPI, USA) 2003—USC (AP) 2004—USC (BCS)</p>	<p>ROWING (31) (IRA: pre-1979; Cincinnati Regatta; 1982-) 1923—Washington 1924—Washington 1926—Washington 1928—California 1932—California 1934—California 1935—California 1936—Washington</p>	<p>1937—Washington 1939—California 1940—Washington 1941—Washington 1948—Washington 1949—California 1950—California 1960—California 1961—California 1964—California 1970—Washington</p>	<p>1976—California 1984—Washington 1997—Washington 1999—California 2000—California 2002—California 2007—Washington 2009—Washington 2011—Washington 2012—Washington 2013—Washington</p>	<p>2014—Washington 2016—California</p>
--	--	--	--	---



PAC-12 CHAMPIONSHIPS

BY SCHOOL » MEN'S TITLES

SPORT	ARIZ	ASU	CAL	COLO	ORE	OSU	STAN	UCLA	USC	UTAH	WASH	WSU
Baseball	4	10	23	0	12	14	17	9	37	1	14	22
Basketball	15	0	15	0	4	12	11	31	7	0	12	2
Cross Country	6	0	0	6	16	0	13	2	1	0	2	4
Football	1	3	14	0	11	5	15	17	39	0	16	4
Golf	3	12	2	0	4	0	10	5	21	0	6	0
Gymnastics*	0	1	13	0	4	0	2	9	1	0	3	0
Rowing	0	0	17	0	0	0	0	5	0	0	38	0
Soccer	0	0	3	0	0	0	5	8	0	0	2	0
Swimming	0	0	5	0	4	2	53	2	25	0	20	1
Tennis	0	0	7	0	0	0	23	39	34	0	41	0
Track & Field	0	1	3	0	21	1	5	18	41	0	9	5
Water Polo*	0	0	13	0	0	0	11	11	4	0	0	0
Wrestling	0	18	0	0	3	23	0	1	0	0	3	1
TOTALS	29	45	115	6	79	57	165	157	210	1	166	39

* Pac-10 Championship until 1992, when the Mountain Pacific Sports Federation was founded.

Others: Baseball (Portland State 1), Basketball (Idaho 2), Cross Country (Idaho 1), Wrestling (Boise State 6, Cal State Bakersfield 1)

^ Two titles later vacated due to NCAA penalty

The Pac-12 hosts championships in 16 sports throughout the school year, including basketball, cross country, golf, rowing, swimming & diving, and tennis for both men's and women's. The Conference also hosts championships in beach volleyball, women's gymnastics, women's lacrosse and wrestling.

BY SCHOOL » WOMEN'S TITLES

SPORT	ARIZ	ASU	CAL	COLO	ORE	OSU	STAN	UCLA	USC	UTAH	WASH	WSU
Basketball	1	2	1	0	3	3	23	1	2	0	3	0
Beach Volleyball	0	0	0	0	0	0	0	1	2	0	0	0
Cross Country	1	0	0	4	9	0	15	0	0	0	3	0
Golf	8	8	2	0	0	0	2	7	5	0	0	0
Gymnastics	0	0	0	0	0	6	5	18	0	3	0	0
Lacrosse	0	0	0	1	0	0	0	0	0	0	0	0
Rowing	0	0	12	0	0	0	0	2	1	0	16	0
Soccer	0	0	1	0	0	0	13	11	1	0	1	0
Softball	11	2	3	0	5	1	1	9	0	0	3	0
Swimming	4	0	4	0	0	0	21	2	1	0	0	0
Tennis	0	0	2	0	0	0	26	2	4	0	9	2
Track & Field	0	3	0	0	11	0	1	15	2	0	0	0
Volleyball	1	0	1	0	0	0	17	7	5	0	6	0
TOTALS	26	15	26	5	28	10	124	75	23	3	41	2

TOTAL PAC-12 CHAMPIONSHIPS MEN'S & WOMEN'S

Stanford	289
UCLA	233
USC	233^
Washington	207
California	141
Oregon	107
Oregon State	67
Arizona State	60
Arizona	55
Washington State	41^
Colorado	11
Utah	4

Note: Championships includes ties. Championships also includes titles won where sports were split into Northern and Southern Division.

^ Two titles later vacated due to NCAA penalty



UCLA men's tennis earned its fourth Pac-12 title in the last seven years, avenging its runner-up finish to the Trojans in last year's final.



USC captured its first Pac-12 title in more than two decades, also snapping Oregon's nine-year reign. The Trojans went on to win their first NCAA title by a one-point margin after a thrilling finish in the 4x400 meter relay. It was their first national championship in the sport since 2001.

ALL-TIME PAC-12 CHAMPIONSHIPS BY SPORT » MEN'S SPORTS

BASEBALL

1916 — California
 1917 — California
 1918 — Oregon
 1919 — Washington
 1920 — California
 1921 — California
 1922 — Washington
 1923 — California (So.)
 Washington (No.)
 1924 — California
 USC
 Stanford
 1925 — Stanford (So.)
 Washington (No.)
 1926 — California (So.)
 Washington (No.)
 1927 — USC (So.)
 Stanford (So.)
 California (So.)
 Washington State (No.)
 1928 — California (So.)
 Oregon (No.)
 Washington State (No.)
 1929 — California (So.)
 Washington (No.)
 1930 — USC (So.)
 Washington (No.)
 1931 — Stanford (So.)
 USC (So.)
 Washington (No.)
 1932 — California (So.)
 Washington (No.)
 1933 — California (So.)
 Washington State (No.)
 1934 — California (So.)
 Oregon (No.)
 1935 — California (So.)
 USC (So.)
 Oregon (No.)
 1936 — USC (So.)
 Washington State (No.)
 1937 — USC (So.)
 Oregon (No.)
 1938 — California (So.)
 Oregon State (No.)
 Washington State (No.)
 1939 — USC (So.)
 Oregon (No.)
 1940 — California (So.)
 Oregon State (No.)
 1941 — USC (So.)
 Oregon (No.)
 1942 — USC (So.)
 Oregon (No.)
 1943 — California (So.)
 Oregon (No.)
 Oregon State (No.)
 1944 — UCLA (So.)
 Washington State (No.)
 1945 — California (So.)
 Washington State (No.)
 1946 — USC (So.)
 Oregon (No.)
 1947 — California
 1948 — USC
 1949 — USC
 1950 — Washington State
 1951 — USC
 1952 — Oregon State
 1953 — Stanford
 1954 — Oregon
 1955 — USC
 1956 — Washington State
 1957 — California

1958 — USC
 1959 — USC
 1960 — California (So.)
 USC (So.)
 Washington State (No.)
 1961 — USC (So.)
 Washington State (No.)
 1962 — USC (So.)
 Oregon State (No.)
 1963 — USC (So.)
 Oregon State (No.)
 1964 — USC (So.)
 Oregon (No.)
 1965 — USC (So.)
 Washington State (No.)
 1966 — Stanford (So.)
 California (So.)
 Washington State (No.)
 1967 — Stanford
 1968 — USC
 1969 — UCLA
 1970 — USC
 1971 — USC
 1972 — USC
 California
 1973 — USC
 1974 — USC
 1975 — USC
 1976 — UCLA (So.)
 Washington State (No.)
 1977 — USC
 1978 — USC
 1979 — UCLA
 1980 — Arizona
 California
 1981 — Arizona State
 1982 — Arizona State
 1983 — Oregon State (No.)
 Stanford (So.)
 1984 — Arizona State (So.)
 Washington State (No.)
 Portland State (No.)
 1985 — Stanford (So.)
 Washington State (No.)
 1986 — UCLA (So.)
 Oregon State (No.)
 1987 — Stanford (So.)
 Washington State (No.)
 1988 — Arizona State (So.)
 Washington State (No.)
 1989 — Arizona (So.)
 Washington State (No.)
 1990 — Stanford (So.)
 Washington State (No.)
 1991 — USC (So.)
 Washington State (No.)
 1992 — Arizona (So.)
 Washington (No.)
 1993 — Arizona State (So.)
 Washington (No.)
 1994 — Stanford (So.)
 Oregon State (No.)
 1995 — USC (So.)
 Washington State (No.)
 1996 — USC (So.)
 Washington (No.)
 1997 — Washington
 1998 — Washington
 1999 — Stanford
 2000 — Arizona State
 Stanford
 UCLA
 2001 — USC
 2002 — USC
 2003 — Stanford
 2004 — Stanford

2005 — Oregon State
 2006 — Oregon State
 2007 — Arizona State
 2008 — Arizona State
 2009 — Arizona State
 2010 — Arizona State
 2011 — UCLA
 2012 — Arizona
 UCLA
 2013 — Oregon State
 2014 — Oregon State
 2015 — UCLA
 2016 — Utah
 2017 — Oregon State
 2018 — Stanford

BASKETBALL

1915-16 — Oregon State
 California
 1916-17 — Washington State
 1918-19 — Oregon
 1919-20 — Stanford
 1920-21 — Stanford
 California
 1921-22 — Idaho
 1922-23 — Idaho
 1923-24 — California
 1924-25 — California
 1925-26 — California
 1926-27 — California
 1927-28 — USC
 1928-29 — California
 1929-30 — USC
 1930-31 — Washington
 1931-32 — California
 1932-33 — Oregon State
 1933-34 — Washington
 1934-35 — USC
 1935-36 — Stanford
 1936-37 — Stanford
 1937-38 — Stanford
 1938-39 — Oregon
 1939-40 — USC
 1940-41 — Washington State
 1941-42 — Stanford
 1942-43 — Washington
 1943-44 — Washington
 California
 1944-45 — Oregon
 UCLA
 1945-46 — California
 1946-47 — Oregon State
 1947-48 — Washington
 1948-49 — Oregon State
 1949-50 — UCLA
 1950-51 — Washington
 1951-52 — UCLA
 1952-53 — Washington
 1953-54 — USC
 1954-55 — Oregon State
 1955-56 — UCLA
 1956-57 — California
 1957-58 — Oregon State
 California
 1958-59 — California
 1959-60 — California
 1960-61 — USC
 1961-62 — UCLA
 1962-63 — Stanford
 UCLA
 1963-64 — UCLA
 1964-65 — UCLA
 1965-66 — Oregon State
 1966-67 — UCLA
 1967-68 — UCLA

1968-69 — UCLA
 1969-70 — UCLA
 1970-71 — UCLA
 1971-72 — UCLA
 1972-73 — UCLA
 1973-74 — UCLA
 1974-75 — UCLA
 1975-76 — UCLA
 1976-77 — UCLA
 1977-78 — UCLA
 1978-79 — UCLA
 1979-80 — Oregon State
 1980-81 — Oregon State
 1981-82 — Oregon State
 1982-83 — UCLA
 1983-84 — Oregon State
 Washington
 1984-85 — USC
 Washington
 1985-86 — Arizona
 1986-87 — UCLA
 1987-88 — Arizona
 1988-89 — Arizona
 1989-90 — Arizona
 Oregon State
 1990-91 — Arizona
 1991-92 — UCLA
 1992-93 — Arizona
 1993-94 — Arizona
 1994-95 — UCLA
 1995-96 — UCLA
 1996-97 — UCLA
 1997-98 — Arizona
 1998-99 — Stanford
 1999-00 — Arizona
 Stanford
 2000-01 — Stanford
 2001-02 — Arizona
 2002-03 — Arizona
 2003-04 — Stanford
 2004-05 — Washington
 2005-06 — UCLA
 2006-07 — UCLA
 2007-08 — UCLA
 2008-09 — Washington
 2009-10 — California
 2010-11 — Arizona
 2011-12 — Washington
 2012-13 — UCLA
 2013-14 — Arizona
 2014-15 — Arizona
 2015-16 — Oregon
 2016-17 — Arizona
 Oregon
 2017-18 — Arizona

1985 — Stanford
 1986 — Arizona
 1987 — Arizona
 1988 — Oregon
 1989 — Oregon
 1990 — Oregon
 1991 — Arizona
 1992 — Oregon
 1993 — Washington
 1994 — Washington
 1995 — Oregon
 1996 — Stanford
 1997 — Stanford
 1998 — Stanford
 1999 — Arizona
 2000 — Stanford
 2001 — Stanford
 2002 — Stanford
 2003 — Stanford
 2004 — Stanford
 2005 — Stanford
 2006 — Oregon
 2007 — Oregon
 2008 — Oregon
 2009 — Stanford
 2010 — Stanford
 2011 — Colorado
 2012 — Colorado
 2013 — Colorado
 2014 — Colorado
 2015 — Colorado
 2016 — Colorado
 2017 — Stanford

FOOTBALL

1916 — Washington
 1917 — Washington State
 1918 — California
 1919 — Washington
 Oregon
 1920 — California
 1921 — California
 1922 — California
 1923 — California
 1924 — Stanford
 1925 — Washington
 1926 — Stanford
 1927 — USC
 Stanford
 1928 — USC
 1929 — USC
 1930 — Washington State
 1931 — USC
 1932 — USC
 1933 — Oregon
 Stanford
 1934 — Stanford
 1935 — California
 Stanford
 UCLA
 1936 — Washington
 1937 — California
 1938 — California
 USC
 1939 — USC
 1940 — Stanford
 1941 — Oregon State
 1942 — UCLA
 1943 — USC
 1944 — USC
 1945 — USC
 1946 — UCLA
 1947 — USC
 1948 — Oregon
 California

CROSS COUNTRY

1957 — Idaho
 1958 — USC
 1969 — Oregon
 1970 — Oregon
 1971 — Washington State
 1972 — Washington State
 1973 — Oregon
 1974 — Washington State
 1975 — Washington State
 1976 — Oregon
 1977 — Oregon
 1978 — Oregon
 1979 — Oregon
 1980 — UCLA
 1981 — UCLA
 1982 — Oregon
 1983 — Arizona
 1984 — Arizona

ALL-TIME PAC-12 CHAMPIONSHIPS BY SPORT » MEN'S SPORTS

1949 — California
 1950 — California
 1951 — Stanford
 1952 — USC
 1953 — UCLA
 1954 — UCLA
 1955 — UCLA
 1956 — Oregon State
 1957 — Oregon State
 Oregon
 1958 — California
 1959 — Washington
 USC
 UCLA
 1960 — Washington
 1961 — UCLA
 1962 — USC
 1963 — Washington
 1964 — Oregon State
 USC
 1965 — UCLA
 1966 — USC
 1967 — USC
 1968 — USC
 1969 — USC
 1970 — Stanford
 1971 — Stanford
 1972 — USC
 1973 — USC
 1974 — USC
 1975 — UCLA
 California
 1976 — USC
 1977 — Washington
 1978 — USC
 1979 — USC
 1980 — Washington
 1981 — Washington
 1982 — UCLA
 1983 — UCLA
 1984 — USC
 1985 — UCLA
 1986 — Arizona State
 1987 — USC
 UCLA
 1988 — USC
 1989 — USC
 1990 — Washington
 1991 — Washington
 1992 — Washington
 Stanford
 1993 — UCLA
 Arizona
 USC
 1994 — Oregon
 1995 — USC
 Washington
 1996 — Arizona State
 1997 — Washington State
 UCLA
 1998 — UCLA
 1999 — Stanford
 2000 — Oregon
 Oregon State
 Washington
 2001 — Oregon
 2002 — USC
 Washington State
 2003 — USC
 2004 — USC^
 2005 — USC^
 2006 — USC
 California
 2007 — USC
 Arizona State
 2008 — USC

2009 — Oregon
 2010 — Oregon
 2011 — Oregon
 2012 — Stanford
 2013 — Stanford
 2014 — Oregon
 2015 — Stanford
 2016 — Washington
 2017 — USC

GOLF
 1958 — USC
 1959 — Oregon
 1960 — Stanford
 1961 — Washington
 1962 — USC
 1963 — Washington
 1964 — USC
 1965 — USC
 1966 — USC
 1967 — USC
 1968 — Stanford
 1969 — USC
 1970 — Stanford
 1971 — USC
 1972 — USC
 1973 — USC
 1974 — Stanford
 1975 — USC
 1976 — USC (So.)
 Oregon (No.)
 1977 — Stanford (So.)
 Oregon (No.)
 1978 — USC
 1979 — Arizona State
 1980 — USC
 1981 — Arizona State
 1982 — UCLA
 1983 — UCLA
 1984 — USC
 1985 — UCLA
 1986 — USC
 1987 — Arizona
 1988 — Washington
 1989 — Arizona State
 1990 — Arizona State
 1991 — Arizona
 1992 — Stanford
 1993 — Arizona State
 1994 — Stanford
 1995 — Arizona State
 1996 — Arizona State
 1997 — Arizona State
 1998 — Arizona State
 1999 — Arizona State
 2000 — Arizona State
 2001 — USC
 2002 — USC
 2003 — UCLA
 2004 — Arizona
 2005 — Washington
 2006 — UCLA
 2007 — USC
 2008 — Arizona State
 2009 — Washington
 2010 — Washington
 2011 — USC
 2012 — California
 2013 — California
 2014 — Stanford
 2015 — Stanford
 2016 — Stanford
 2017 — Oregon
 2018 — USC

GYMNASTICS
 1961 — California
 1962 — California
 USC
 1963 — Washington
 1964 — Washington
 1965 — Washington
 1966 — California
 1967 — UCLA
 1968 — California
 1969 — California
 1970 — California
 1971 — California
 1972 — California
 1973 — California
 1974 — California
 1975 — California
 1976 — California
 1977 — Oregon
 1978 — Oregon
 1979 — Oregon
 1980 — Oregon
 1981 — UCLA
 1982 — UCLA
 1983 — UCLA
 1984 — UCLA
 1985 — Arizona State
 1986 — UCLA
 1987 — California
 1988 — UCLA
 1989 — UCLA
 1990 — Stanford
 1991 — UCLA
 1992 — Stanford

ROWING
 1960 — California
 1961 — Washington
 1962 — Washington
 1963 — Washington
 1964 — California
 1965 — Washington
 1966 — Washington
 1967 — UCLA
 1968 — Washington
 1969 — Washington
 1970 — UCLA
 1971 — Washington
 1972 — Washington
 1973 — Washington
 1974 — Washington
 1975 — Washington
 1976 — Washington
 1977 — Washington
 1978 — Washington
 1979 — California
 1980 — Washington
 1981 — Washington
 1982 — California
 1983 — Washington
 1984 — Washington
 1985 — Washington
 1986 — California
 1987 — UCLA
 1988 — UCLA
 1989 — UCLA
 1990 — Washington
 1991 — Washington
 1992 — Washington
 1993 — Washington
 1994 — California
 1995 — Washington
 1996 — Washington
 1997 — Washington
 1998 — Washington
 1999 — California
 2000 — Washington
 2001 — Washington
 2002 — Washington
 2003 — Washington
 2004 — Washington
 2005 — Washington
 2006 — Washington
 2007 — Washington
 2008 — Washington
 2009 — Washington
 2010 — Washington
 2011 — Washington
 2012 — Washington
 2013 — Washington
 2014 — Washington
 2015 — Washington
 2016 — Washington
 2017 — Washington
 2018 — Washington

2000 — California
 2001 — California
 2002 — California
 2003 — California
 2004 — Washington
 2005 — California
 2006 — California
 2007 — Washington
 2008 — Washington
 2009 — California
 2010 — Washington
 2011 — Washington
 2012 — Washington
 2013 — Washington
 2014 — Washington
 2015 — Washington
 2016 — California
 2017 — Washington
 2018 — Washington

SOCCER
 2000 — Washington
 2001 — Stanford
 2002 — UCLA
 2003 — UCLA
 2004 — UCLA
 2005 — UCLA
 2006 — California
 2007 — California
 2008 — UCLA
 2009 — UCLA
 2010 — California
 2011 — UCLA
 2012 — UCLA
 2013 — Washington
 2014 — Stanford
 2015 — Stanford
 2016 — Stanford
 2017 — Stanford

SWIMMING
 1928 — USC
 1929 — Stanford
 1930 — Stanford
 1931 — Stanford
 1932 — Stanford
 1933 — Stanford
 1934 — Washington
 1935 — USC (So.)
 Oregon (No.)
 1936 — USC (So.)
 Oregon (No.)
 1937 — Stanford (So.)
 Oregon (No.)
 1938 — Stanford (So.)
 Oregon State (No.)
 1939 — USC (So.)
 Washington (No.)
 1940 — USC (So.)
 Washington (No.)
 1941 — California (So.)
 Washington (No.)
 1942 — USC (So.)
 Oregon (No.)
 1943 — Washington
 1946 — Stanford (So.)
 Washington (No.)
 1947 — Stanford (So.)
 Washington (No.)
 1948 — Stanford (So.)
 Washington (No.)
 1949 — USC (So.)
 Washington (No.)
 1950 — Stanford (So.)
 Washington State (No.)
 1951 — Stanford (So.)

Washington (No.)
 1952 — Stanford (So.)
 Washington (No.)
 1953 — Stanford (So.)
 Washington (No.)
 1954 — Stanford (So.)
 Washington (No.)
 1955 — Stanford (So.)
 Washington (No.)
 1956 — Stanford (So.)
 Washington (No.)
 1957 — Stanford (So.)
 Oregon State (No.)
 1958 — Stanford (So.)
 Washington (No.)
 1959 — Stanford (So.)
 Washington (No.)
 1961 — USC
 1962 — USC
 1963 — USC
 1964 — USC
 1965 — USC
 1966 — USC
 1967 — USC
 1968 — USC
 1969 — USC
 1970 — UCLA
 1971 — UCLA
 1972 — USC
 1973 — USC
 1974 — USC
 1975 — USC
 1976 — USC (So.)
 Washington (No.)
 1977 — USC (So.)
 Washington (No.)
 1978 — USC (So.)
 Washington (No.)
 1979 — USC
 1980 — California
 1981 — California
 1982 — Stanford
 1983 — Stanford
 1984 — Stanford
 1985 — Stanford
 1986 — Stanford
 1987 — Stanford
 1988 — Stanford
 1989 — Stanford
 1990 — Stanford
 1991 — Stanford
 1992 — Stanford
 1993 — Stanford
 1994 — Stanford
 1995 — Stanford
 1996 — Stanford
 1997 — Stanford
 1998 — Stanford
 1999 — Stanford
 2000 — Stanford
 2001 — Stanford
 2002 — Stanford
 2003 — Stanford
 2004 — Stanford
 2005 — Stanford
 2006 — Stanford
 2007 — Stanford
 2008 — Stanford
 2009 — Stanford
 2010 — Stanford
 2011 — Stanford
 2012 — Stanford
 2013 — California
 2014 — California
 2015 — USC
 2016 — Stanford

ALL-TIME PAC-12 CHAMPIONSHIPS BY SPORT » MEN'S SPORTS

2017 — Stanford
 2018 — California

TENNIS

1928 — Stanford
 1929 — Stanford
 1930 — California
 1931 — Stanford
 1932 — UCLA
 1933 — California
 Stanford
 1934 — USC
 1935 — Stanford
 1936 — USC
 1937 — California
 1938 — USC (So.)
 Washington (No.)
 1939 — California (So.)
 Washington (No.)
 1940 — USC (So.)
 Washington (No.)
 1941 — USC (So.)
 Washington (No.)
 1942 — Stanford (So.)
 Washington (No.)
 1943 — USC (So.)
 Washington (No.)
 1944 — USC
 1945 — UCLA
 1946 — USC (So.)
 Washington (No.)
 1947 — UCLA (So.)
 USC (So.)
 Washington (No.)
 1948 — UCLA (So.)
 USC (So.)
 Washington (No.)
 1949 — UCLA (So.)
 USC (So.)
 Washington (No.)
 1950 — USC (So.)
 Washington (No.)
 1951 — UCLA (So.)
 Washington (No.)
 1952 — California (So.)
 UCLA (So.)
 Washington (No.)
 1953 — California (So.)
 Washington (No.)
 1954 — UCLA (So.)
 Washington (No.)
 1955 — USC (So.)
 Washington (No.)
 1956 — UCLA (So.)
 Washington (No.)
 1957 — UCLA (So.)
 USC (So.)
 Washington (No.)
 1958 — UCLA
 1959 — UCLA
 1960 — UCLA
 1961 — UCLA
 1962 — USC
 1963 — USC
 1964 — USC
 1965 — UCLA
 1966 — USC
 1967 — USC
 1968 — USC
 1969 — UCLA
 1970 — UCLA
 1971 — UCLA
 1972 — Stanford
 1973 — UCLA
 1974 — Stanford
 1975 — UCLA

1976 — UCLA (So.)
 Washington (No.)
 1977 — UCLA (So.)
 Washington (No.)
 1978 — Stanford (So.)
 Washington (No.)
 1979 — Stanford (So.)
 Washington (No.)
 1980 — Stanford (So.)
 USC (So.)
 Washington (No.)
 1981 — UCLA (So.)
 Washington (No.)
 1982 — UCLA (So.)
 Washington (No.)
 1983 — Stanford (So.)
 Washington (No.)
 1984 — USC (So.)
 Washington (No.)
 1985 — UCLA (So.)
 Washington (No.)
 1986 — UCLA (So.)
 Washington (No.)
 1987 — USC (So.)
 Washington (No.)
 1988 — Stanford (So.)
 Washington (No.)
 1989 — UCLA (So.)
 Washington (No.)
 1990 — UCLA (So.)
 Washington (No.)
 1991 — USC (So.)
 Washington (No.)
 1992 — USC (So.)
 Washington (No.)
 1993 — USC (So.)
 Washington (No.)
 1994 — USC (So.)
 Washington (No.)
 1995 — Stanford (So.)
 Washington (No.)
 1996 — UCLA (So.)
 Washington (No.)
 1997 — Stanford (So.)
 Washington (No.)
 1998 — Stanford
 1999 — Stanford
 UCLA
 2000 — Stanford
 2001 — Stanford
 2002 — UCLA
 2003 — Stanford
 2004 — UCLA
 USC
 2005 — UCLA
 Washington
 2006 — Stanford
 UCLA
 2007 — UCLA
 2008 — USC
 2009 — UCLA
 2010 — Stanford
 USC
 2011 — USC
 2012 — USC
 2013 — UCLA
 2014 — USC
 2015 — Stanford
 USC
 2016 — Stanford
 2017 — UCLA
 2018 — UCLA

TRACK & FIELD

1919 — California
 1920 — California
 1921 — Washington
 1922 — Washington
 1923 — California
 1924 — Oregon
 1925 — Stanford
 1926 — Stanford
 1927 — Stanford
 1928 — Washington
 1929 — USC
 1930 — USC (So.)
 Washington (No.)
 1931 — USC (So.)
 Washington (No.)
 1932 — USC (So.)
 Washington (No.)
 1933 — Washington State
 1934 — Oregon
 1935 — USC (So.)
 Washington (No.)
 1936 — USC
 1937 — USC
 1938 — USC
 1939 — USC
 1940 — USC
 1941 — USC
 1942 — USC
 1943 — Washington
 1944 — USC
 1945 — USC
 1946 — Oregon State
 1947 — Washington
 1948 — USC
 1949 — USC
 1950 — USC
 1951 — USC
 1952 — USC
 1953 — USC
 1954 — USC
 1955 — USC
 1956 — UCLA
 1957 — USC
 1958 — USC
 1959 — USC
 1960 — USC
 1961 — USC
 1962 — USC
 1963 — USC
 1964 — USC
 1965 — Oregon
 1966 — UCLA
 1967 — Oregon
 1968 — USC
 1969 — UCLA
 1970 — UCLA
 1971 — UCLA
 1972 — USC
 1973 — UCLA
 1974 — USC
 1975 — USC
 1976 — USC
 1977 — USC
 1978 — USC
 1979 — Oregon
 1980 — UCLA
 1981 — Arizona State
 1982 — UCLA
 1983 — Washington State
 1984 — Washington State
 1985 — Washington State
 1986 — Oregon
 1987 — UCLA
 1988 — UCLA
 1989 — UCLA

1990 — Oregon
 1991 — Washington State
 1992 — UCLA
 1993 — UCLA
 1994 — UCLA
 1995 — UCLA
 1996 — UCLA
 1997 — USC
 1998 — UCLA
 1999 — USC
 2000 — USC
 2001 — Stanford
 2002 — Stanford
 2003 — Oregon
 2004 — UCLA
 2005 — Oregon
 2006 — USC
 2007 — Oregon
 2008 — Oregon
 2009 — Oregon
 2010 — Oregon
 2011 — Oregon
 2012 — Oregon
 2013 — Oregon
 2014 — Oregon
 2015 — Oregon
 2016 — Oregon
 2017 — Oregon
 2018 — Oregon

WATER POLO

1960 — California
 1961 — California
 USC
 1962 — USC
 1963 — USC
 1964 — USC
 UCLA
 Stanford
 1965 — UCLA
 1966 — UCLA
 1967 — UCLA
 1968 — UCLA
 1969 — UCLA
 1970 — UCLA
 1971 — UCLA
 1972 — UCLA
 1973 — California
 1974 — UCLA
 1975 — California
 UCLA
 Stanford
 1976 — Stanford
 1977 — Stanford
 1978 — Stanford
 1979 — California
 1980 — Stanford
 California
 1981 — Stanford
 1982 — Stanford
 1983 — California
 1984 — Stanford
 1985 — Stanford
 1986 — Stanford
 1987 — California
 1988 — California
 1989 — California
 1990 — California
 1991 — California
 1992 — California

WRESTLING

1963 — Washington State
 1964 — UCLA
 1965 — Oregon State
 1966 — Oregon State
 1967 — Oregon State
 1968 — Oregon State
 1969 — Oregon State
 1970 — Oregon State
 1971 — Washington
 1972 — Washington
 Oregon State
 1973 — Oregon State
 1974 — Washington
 1975 — Oregon
 1976 — Oregon State
 1977 — Oregon State
 1978 — Oregon State
 1979 — Oregon State
 1980 — Arizona State
 1981 — Oregon
 1982 — Oregon
 1983 — Oregon State
 1984 — Oregon State
 1985 — Arizona State
 1986 — Arizona State
 1987 — Arizona State
 1988 — Arizona State
 1989 — Arizona State
 1990 — Arizona State
 1991 — Arizona State
 1992 — Oregon State
 1993 — Arizona State
 1994 — Oregon State
 1995 — Arizona State
 1996 — Cal State Bakersfield
 1997 — Arizona State
 1998 — Arizona State
 1999 — Boise State
 2000 — Boise State
 2001 — Arizona State
 2002 — Boise State
 2003 — Arizona State
 2004 — Boise State
 2005 — Arizona State
 2006 — Arizona State
 2007 — Oregon State
 2008 — Boise State
 2009 — Boise State
 2010 — Oregon State
 2011 — Boise State
 2012 — Oregon State
 2013 — Oregon State
 2014 — Oregon State
 2015 — Oregon State
 2016 — Oregon State
 2017 — Arizona State
 2018 — Arizona State

ALL-TIME PAC-12 CHAMPIONSHIPS BY SPORT » WOMEN'S SPORTS

BASKETBALL

1986-87 — USC
 1987-88 — Washington
 1988-89 — Stanford
 1989-90 — Stanford
 Washington
 1990-91 — Stanford
 1991-92 — Stanford
 1992-93 — Stanford
 1993-94 — USC
 1994-95 — Stanford
 1995-96 — Stanford
 1996-97 — Stanford
 1997-98 — Stanford
 1998-99 — UCLA
 Oregon
 1999-00 — Oregon
 2000-01 — Arizona State
 Stanford
 Washington
 2001-02 — Stanford
 2002-03 — Stanford
 2003-04 — Arizona
 Stanford
 2004-05 — Stanford
 2005-06 — Stanford
 2006-07 — Stanford
 2007-08 — Stanford
 2008-09 — Stanford
 2009-10 — Stanford
 2010-11 — Stanford
 2011-12 — Stanford
 2012-13 — California
 Stanford
 2013-14 — Stanford
 2014-15 — Oregon State
 2014-15 — Arizona State
 Oregon State
 2015-16 — Oregon State
 2016-17 — Oregon

BEACH VOLLEYBALL

2016 — USC
 2017 — USC
 2018 — UCLA

CROSS COUNTRY

1986 — Oregon
 1987 — Oregon
 1988 — Oregon
 1989 — Washington
 1990 — Oregon
 1991 — Oregon
 1992 — Oregon
 1993 — Stanford
 1994 — Stanford
 1995 — Oregon
 1996 — Stanford
 1997 — Stanford
 1998 — Stanford
 1999 — Stanford
 2000 — Stanford
 2001 — Stanford
 2002 — Stanford
 2003 — Stanford
 2004 — Stanford
 2005 — Stanford
 2006 — Stanford
 2007 — Stanford
 2008 — Washington
 2009 — Washington
 2010 — Stanford
 2011 — Colorado
 2012 — Oregon
 2013 — Arizona
 2014 — Oregon
 2015 — Colorado
 2016 — Colorado

2017 — Colorado

GOLF

1987 — Arizona State
 1988 — Arizona State
 1989 — USC
 1990 — UCLA
 1991 — UCLA
 1992 — Arizona
 1993 — Arizona State
 1994 — Arizona State
 1995 — Arizona State
 1996 — Arizona State
 1997 — Arizona
 1998 — Arizona
 1999 — Stanford
 2000 — Arizona
 2001 — Arizona
 2002 — Arizona
 2003 — California
 2004 — UCLA
 2005 — UCLA
 2006 — UCLA
 2007 — Arizona State
 2008 — USC
 2009 — Arizona State
 2010 — Arizona
 2011 — USC
 2012 — California
 2013 — USC
 2014 — Stanford
 2015 — Arizona
 2016 — USC
 2017 — UCLA
 2018 — UCLA

GYMNASTICS

1987 — UCLA
 1988 — UCLA
 1989 — UCLA
 1990 — UCLA
 1991 — Oregon State
 1992 — Oregon State
 1993 — UCLA
 1994 — Oregon State
 1995 — UCLA
 1996 — Oregon State
 1997 — UCLA
 1998 — Stanford
 1999 — UCLA
 2000 — UCLA
 2001 — Stanford
 2002 — UCLA
 2003 — UCLA
 2004 — Stanford
 2005 — UCLA
 2006 — Stanford
 2007 — UCLA
 2008 — Stanford
 2009 — UCLA
 2010 — UCLA
 2011 — Oregon State
 2012 — UCLA
 2013 — Oregon State
 2014 — Utah
 2015 — Utah
 2016 — UCLA
 2017 — Utah
 2018 — UC:A

ROWING

1987 — Washington
 1988 — Washington
 1989 — Washington
 1990 — UCLA
 1991 — UCLA
 1992 — Washington
 1993 — Washington
 1994 — California
 1995 — Washington
 1996 — Washington
 1997 — Washington
 1998 — Washington
 1999 — Washington
 2000 — Washington
 2001 — Washington
 2002 — Washington
 2003 — Washington
 2004 — California
 2005 — California
 2006 — California
 2007 — USC
 2008 — California
 2009 — California
 2010 — California
 2011 — California
 2012 — California
 2013 — California
 2014 — Stanford
 2015 — California
 2016 — California
 2017 — Washington

SOCCER

1993 — Stanford
 1994 — None
 1995 — Stanford
 1996 — Stanford
 1997 — UCLA
 1998 — UCLA
 USC
 California
 1999 — Stanford
 2000 — Washington
 2001 — UCLA
 2002 — Stanford
 2003 — UCLA
 2004 — UCLA
 2005 — UCLA
 2006 — UCLA
 2007 — UCLA
 2008 — UCLA
 2009 — Stanford
 2010 — Stanford
 2011 — Stanford
 2012 — Stanford
 2013 — UCLA
 2014 — UCLA
 2015 — Stanford
 2016 — Stanford
 2017 — Stanford
 2018 — Stanford

SOFTBALL

1987 — California
 1988 — UCLA
 1989 — UCLA
 1990 — UCLA
 1991 — UCLA
 1992 — Arizona
 1993 — UCLA
 1994 — Arizona
 1995 — Arizona
 1996 — Washington
 1997 — Arizona
 1998 — Arizona
 1999 — UCLA
 2000 — Washington
 2001 — Arizona
 2002 — UCLA
 2003 — Arizona
 2004 — Arizona
 2005 — Arizona
 California
 Oregon State
 Stanford
 2006 — UCLA
 2007 — Arizona
 2008 — Arizona State
 2009 — UCLA
 2010 — Washington
 2011 — Arizona State
 2012 — California
 2013 — Oregon
 2014 — Oregon
 2015 — Oregon
 2016 — Oregon
 2017 — Arizona
 2018 — Oregon

SWIMMING

1987 — Stanford
 1988 — Stanford
 1989 — Stanford
 1990 — Stanford
 1991 — Stanford
 1992 — Stanford
 1993 — Stanford
 1994 — Stanford
 1995 — Stanford
 1996 — Stanford
 1997 — Stanford
 1998 — Stanford
 1999 — Stanford
 2000 — Arizona
 2001 — UCLA
 2002 — Stanford
 2003 — UCLA
 2004 — Stanford
 2005 — Stanford
 2006 — Arizona
 2007 — Arizona
 2008 — Arizona
 2009 — California
 2010 — Stanford
 2011 — Stanford
 2012 — California
 2013 — Stanford
 2014 — California
 2015 — California
 2016 — USC
 2017 — Stanford
 2018 — Stanford

TENNIS

1987 — California (So.)
 Washington (No.)
 1988 — Stanford (So.)
 Washington (No.)
 1989 — Stanford (So.)
 Washington (No.)
 1990 — Stanford (So.)
 Washington (No.)
 1991 — Stanford (So.)
 Washington (No.)
 1992 — Stanford (So.)
 Washington (No.)
 1993 — Stanford (So.)
 Washington (No.)
 1994 — Stanford (So.)
 Washington (No.)
 1995 — Stanford (So.)
 Washington State (No.)
 1996 — Stanford (So.)
 Washington State (No.)
 1997 — Stanford (So.)
 Washington (No.)
 1998 — Stanford
 1999 — Stanford
 2000 — Stanford
 2001 — Stanford
 2002 — Stanford
 2003 — Stanford
 2004 — Stanford
 2005 — Stanford
 2006 — Stanford
 2007 — Stanford
 2008 — Stanford
 UCLA
 2009 — USC
 2010 — Stanford
 2011 — Stanford
 2012 — Stanford
 USC
 2013 — USC
 2014 — California
 2015 — USC
 2016 — UCLA
 2017 — Stanford
 2018 — Stanford

TRACK & FIELD

1987 — UCLA
 1988 — UCLA
 1989 — UCLA
 1990 — UCLA
 1991 — Oregon
 1992 — Oregon
 1993 — UCLA
 1994 — UCLA
 1995 — UCLA
 1996 — USC
 1997 — UCLA
 1998 — UCLA
 1999 — UCLA
 2000 — UCLA
 2001 — UCLA
 2002 — UCLA
 2003 — UCLA
 2004 — UCLA
 2005 — Stanford
 2006 — Arizona State
 2007 — Arizona State
 2008 — Arizona State
 2009 — Oregon
 2010 — Oregon
 2011 — Oregon
 2012 — Oregon
 2013 — Oregon
 2014 — Oregon
 2015 — Oregon
 2016 — Oregon

ALL-TIME PAC-12 CHAMPIONSHIPS BY SPORT » WOMEN'S SPORTS

2017 — Oregon
 2018 — USC

VOLLEYBALL

1986 — UCLA
 1987 — Stanford
 1988 — UCLA
 1989 — UCLA
 1990 — UCLA
 1991 — Stanford
 1992 — UCLA
 1993 — UCLA
 1994 — Stanford
 1995 — Stanford
 1996 — Stanford
 1997 — Stanford
 1998 — Stanford
 1999 — Stanford
 UCLA
 2000 — Arizona
 USC
 2001 — Stanford
 2002 — USC
 2003 — USC
 2004 — Washington
 2005 — Washington
 2006 — Stanford
 2007 — Stanford
 2008 — Stanford
 2009 — Stanford
 2010 — California
 Stanford
 2011 — USC
 2012 — Stanford
 2013 — Washington
 2014 — Stanford
 2015 — USC
 Washington
 2016 — Washington
 2017 — Stanford

PAC-12 PRESS ROW NUMBERS

Arizona	520-621-5291
Arizona State	480-965-7274
California	510-642-3098
Colorado	303-492-1552 or 4380
Oregon	541-346-4496 or 4497
Oregon State	541-737-3020
Stanford	650-723-4418
UCLA	310-825-1899
USC	213-740-3900
Utah	801-581-3510
Washington	206-543-2230 or 2231
Washington State	509-335-2684

PAC-12 SPORTS INFORMATION OFFICES

Arizona	520-621-4163
Arizona State	480-965-6592
California	510-642-5363
Colorado	303-492-5626
Oregon	541-346-5488
Oregon State	541-737-3720
Stanford	650-723-4418
UCLA	310-206-6831
USC	213-740-8480
Utah	801-581-3510
Washington	206-543-2230
Washington State	509-335-2684

» PAC-12 COMMUNICATIONS

Welcome to the 2018-19 women's college basketball season. This media guide was intended to assist in the media's coverage of Pac-12 women's basketball. Those needing additional information should contact Assistant Commissioner for communications Natalia Ciccone (nciccone@pac-12.org) or Communications Fellow Heather Ward (hward@pac-12.org) the Pac-12 Office at (415) 580-4200.

» INTERNET SERVICES

The official Pac-12 Conference website can be accessed by visiting www.pac-12.com. Statistical information, standings and news releases for all men's and women's sports are updated frequently. News releases for each sport are provided in PDF format and viewable HTML pages. Media guides, archived press releases and record books, as well as selected video can also be found on the Official Pac-12 website.

The Pac-12 can also be found on social networking sites Facebook and Twitter for instant updates. To "like" the Pac-12, visit www.facebook.com/Pac-12Conference. To follow the Pac-12, visit www.twitter.com/Pac12. A personal account is necessary to receive automatic updates on both sites. Both pages are public can be viewed without personal accounts.

» EMAIL LIST-SERVE

Media members may request to receive Pac-12 News, Press Releases and Weekly Releases via email. Media should send an email to nciccone@pac-12.org or hward@pac-12.org with the subject "Media News" requesting to be added to the media distribution list.

» WEEKLY RELEASES

Pac-12 Weekly Releases will be available at the Conference's official website at www.pac-12.com every Tuesday afternoons starting Nov. 5 and continuing through to the end of the season. Weekly releases include the Pac-12 Players of the Week, updated Conference statistics, the latest polls and conference and team notes. Updated stats will be available on www.pac-12.com following each night of competition.

» PLAYERS OF THE WEEK

A Pac-12 Player of the Week and Pac-12 Freshman of the Week is selected throughout the regular season from nominations submitted by each school's media relations office. Weekly winners are selected by panel of media covering Pac-12 women's basketball. Winners of the weekly honor are announced on Monday mornings via news release and also posted on the Pac-12 website, on the Pac-12 Facebook fan page and via the Pac-12 Twitter feed.

» PAC-12 CHAMPION

All 12 Pac-12 institutions participate in the Pac-12 Tournament at MGM Grand Garden Area in Las Vegas with the winner receiving the Conference's automatic bid to the 2019 NCAA Division I Women's Basketball Championship. The team that finishes the season atop the Pac-12 standings, based on a 18-game league schedule, is crowned the Conference Champion. The bracket of the Pac-12 women's tournament will be seeded according to the final standings with the regular-season champion earning the top seed.

» PAC-12 AWARDS & HONORS

The Pac-12 names a 15-player All-Pac-12 team, a five-player All-Freshman team, a five-player All-Defensive team, Player of the Year, Freshman of the Year, Defensive Player of the Year, Sixth Player of the Year and Coach of the Year. The award winners are nominated and voted upon by the Pac-12 head coaches. The honorees will be announced during the week of the Conference Tournament. Academic All-Pac-12 teams and the Scholar-Athlete of the Year are also named for women's basketball.

» COACHES TELECONFERENCE

The Pac-12 Conference Communications Staff will conduct a women's basketball coaches' teleconferences prior to the start of the Pac-12 Women's Basketball Tournament on Tuesday, Mar. 5, 2019. Each head coach will be available for five minutes on the call. Contact the Pac-12 Communications Office for the teleconference number and schedule.

» PAC-12 TOURNAMENT MEDIA INFORMATION

The 2018 Pac-12 Women's Basketball Tournament will be played March 7-10, 2019 at MGM Grand Garden Arena in Las Vegas, Nev. Media credential applications for the Pac-12 Tournament will be made available online in January 2019. Credential applications will not be mailed out in advance. For further information concerning media coverage of the 2019 Pac-12 Tournament, please contact the Pac-12 Communications Office. A credential application website will provide complete details on covering the event.

PAC-12 COMMUNICATIONS

360 3rd Street, 3rd Floor
 San Francisco, CA 94107
 Office: (415) 580-4200 // Fax: (415) 549-2829
www.pac-12.com

Danette Leighton, Chief Marketing Officer
dleighton@pac-12.org

Andrew Walker, Vice President, Public Affairs and Head of Communications
awalker@pac-12.org

Dave Hirsch, Vice President, Communications
dhirsch@pac-12.org

Natalia Ciccone, Assistant Commissioner, Comm.
 (women's basketball contact)
nciccone@pac-12.org

Jesse Hooker, Director, Communications
nciccone@pac-12.org

Carly Fasciglione, Communications Fellow
cfasciglione@pac-12.org

Heather Ward, Communications Fellow
 (women's basketball contact)
hward@pac-12.org

Wendy Heredia, Administrative Assistant
wheredia@pac-12.org



**WOMEN'S
BASKETBALL
TOURNAMENT**

presented by



MARCH 7–10, 2019

GRAND GARDEN ARENA // LAS VEGAS

PAC-12.COM/TICKETS



CHAMPIONSHIP EVENTS

2018 – 2019

(M+W) CROSS COUNTRY

STANFORD GOLF COURSE

STANFORD, CA

OCTOBER 26, 2018

HOST: STANFORD

(M) SOCCER

CHAMPION DETERMINED BY

DOUBLE ROUND-ROBIN PLAY

(W) SOCCER

CHAMPION DETERMINED BY

SINGLE ROUND-ROBIN PLAY

FOOTBALL

LEVI'S® STADIUM

SANTA CLARA, CA

NOVEMBER 30, 2018

HOST: PAC-12

(W) SWIMMING //

(M+W) DIVING

WEYERHAEUSER KING COUNTY

AQUATIC CENTER

FEDERAL WAY, WA

FEBRUARY 27–MARCH 2, 2019

HOST: PAC-12

(M) SWIMMING

WEYERHAEUSER KING COUNTY

AQUATIC CENTER

FEDERAL WAY, WA

MARCH 6–9, 2019

HOST: PAC-12

(W) BASKETBALL

MGM GRAND GARDEN ARENA

LAS VEGAS, NV

MARCH 7–10, 2019

HOST: PAC-12

WRESTLING

WELLS FARGO ARENA

TEMPE, AZ

MARCH 8 OR 9, 2019

HOST: ARIZONA STATE

(M) BASKETBALL

T-MOBILE ARENA

LAS VEGAS, NV

MARCH 13–16, 2019

HOST: PAC-12

(W) GYMNASTICS

MAVERIK CENTER

SALT LAKE CITY, UT

MARCH 23, 2019

HOST: PAC-12

(W) GOLF

PALOS VERDES GOLF CLUB

PALOS VERDES ESTATES, CA

APRIL 15–17, 2019

HOST: USC

(M) GOLF

EUGENE COUNTRY CLUB

EUGENE, OR

APRIL 22–24, 2019

HOST: OREGON

(M+W) TENNIS

LIBBEY PARK /

OJAI VALLEY ATHLETIC CLUB

OJAI, CA

APRIL 24–27, 2019

HOST: PAC-12

BEACH VOLLEYBALL

MERLE NORMAN STADIUM

LOS ANGELES, CA

APRIL 25–27, 2019

HOST: USC

(W) LACROSSE

PAPÉ FIELD

EUGENE, OR

APRIL 25–28, 2019

HOST: OREGON

(M+W) TRACK & FIELD

ROY P. DRACHMAN TRACK & FIELD STADIUM

TUCSON, AZ

MAY 4–5, 2019 (COMBINED EVENTS)

MAY 11–12, 2019

HOST: ARIZONA

(M+W) ROWING

SACRAMENTO STATE AQUATICS CENTER

GOLD RIVER, CA

MAY 19, 2019

HOST: PAC-12

BASEBALL

CHAMPION DETERMINED BY

THREE-GAME ROUND-ROBIN PLAY

SOFTBALL

CHAMPION DETERMINED BY

THREE-GAME ROUND-ROBIN PLAY

CONFERENCE OF CHAMPIONS

